

SASB Report 2021





SASB Report 2021

Contents

Methodological Note	4
New Group targets: Climate Change & Social Ambition	5
Prysmian Group Climate Change Ambition	5
Social Ambition	6
Prysmian Group in the world	7
Business Areas	7
Values, Mission, Vision	8
Group strategy: leadership in key sectors	9
Prysmian Group's Communication Purpose	9
Environmental dimension	10
Energy management	11
Hazardous waste management	11
Human capital dimension	12
Workforce health & safety	13
Business Model & Innovation dimension	14
Product design & lifecycle management	14
Material sourcing	15
Product safety	16
Leadership & Governance dimension	17
Business ethics	17
Annex	21
SASB dimension reported in the report	21
SASB disclosure index	22
Independent Auditor's Report	25

Methodological Note

The SASB Report 2021 of Prysmian Group (hereinafter “the Report”) is aligned to the Sustainability Accounting Standards Board (SASB) framework, published in 2018, for the sector denoted as “Resource Transformation — Electrical & Electronic Equipment” (SASB code RT-EE). However, given the diversified nature of Prysmian Group’s business, also accounting metrics associated with the sector denoted as “Infrastructure - Engineering & Construction Services” (SASB code IF-EN), that would be of interest to our stakeholders, have been included. Prysmian Group will continuously evaluate the disclosure of additional topics as these emerge, considering relevance, availability of high-quality data and consistency with the Prysmian Group’s business. The “SASB disclosure index”, containing details of the accounted metrics, is reported at the end of the Report (**page 22**).

The Report refers to the 2021 financial year (from January 1st to December 31st) and includes the most recent year-end figures available. The data and information reported refer to all companies of the Prysmian Group at December 31, 2021, consolidated on a line-by-line basis. Within the report are included figures of 2020 as a comparison year.

For more information regarding the Group’s approach to the dimension included in the following disclosure, please refer to the information contained in the 2021 Sustainability Report (prepared in accordance with articles 3 and 4 of the Italian Legislative Decree 254/16) approved by the Board of Directors of Prysmian S.p.A. on March 1, 2022.

This document has been subjected to a limited examination, according to the principle of the International Standard on Assurance Engagement (ISAE 3000 Revised), undertaken by EY S.p.A. The audit was performed according to the procedures indicated in the “Independent Auditors’ Report”, included in this document.

For comments, requests, opinions, and suggestions for improvement on Prysmian’s operations and on the information reported in this Report, please contact Corporate and Business Communications at the following email address: sustainability@prysmiangroup.com.

New Group targets: Climate Change & Social Ambition

We seek to become a global leader in sustainability. This ambition has caused us to establish challenging climate and social objectives that promote the transition towards a low-carbon world and a more equal and inclusive working environment.

Prysmian introduced two new strategic ambitions during 2021 that will guide the actions of the Group over the medium-long term: the climate change ambition and the social ambition. Linking the social ambition with our environmental objectives is a fundamental element of the ESG identity of Prysmian, alongside the intention of the Group to contribute actively to the energy transition, promote actively the transition towards a more equal, diversified, inclusive and rich working environment, and impact positively the development of the communities and societies in which we are present.

The climate change ambition seeks to position the Group as one of the main technological players in the transition to low-carbon energy. The climate strategy adopts “science-based” targets aligned with the requirements of the Paris Agreement, which calls for net-zero emissions between 2035 and 2040 for those generated by internal activities (Scopes 1 and 2) and by 2050 for those generated by the value chain (Scope 3). In September 2021, Prysmian obtained approval for its targets from the Science-Based Target Initiative (SBTI), which is an organisation founded in 2015 to help businesses establish emission reduction objectives in line with the Paris Agreement objectives.

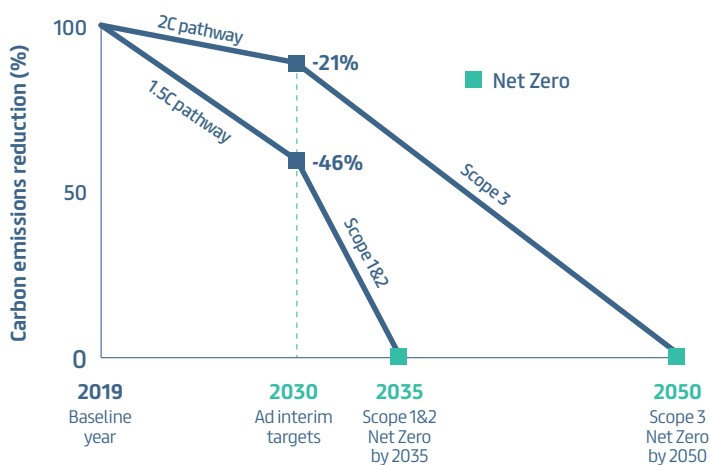
PRYSMIAN GROUP CLIMATE CHANGE AMBITION



OUR NET ZERO CLIMATE AMBITION

Prysmian Group has set carbon reduction targets aligned with the Science Based Targets initiative and Net Zero ambition

- **NET ZERO BY 2035** for our Scope 1&2 emissions, and by 2050 for our Scope 3 emissions
- Signed the **BUSINESS AMBITION FOR 1.5C COMMITMENT LETTER**¹
- **SBTI APPROVAL ON SEPTEMBER 18, 2021**



Already working for an earlier delivery on carbon reduction targets

- 1** **DECARBONISE 80%** of our Scope 1&2 carbon footprint
 - phasing out SF6 emissions
 - 100% renewable energy for electricity
- 2** Approx **100 €M** of Capex
 - Over the next ten years
 - Across our global operations of over 130 sites

¹ The Business Ambition for 1.5°C is a campaign led by the Science Based Targets initiative in partnership with the UN Global Compact and the We Mean Business coalition.

SOCIAL AMBITION

The social ambition of the Group mainly concentrates on the commitment to improve diversity, equality and inclusion (DE&I), digital inclusion, the empowerment of communities, employee engagement and upskilling. The Group promotes programmes designed to enhance the digital inclusion of all employees, eliminating at the same time discrimination based on their role or position. By adopting a pro-active approach, the Group is evolving into an organisation that recognises diversity, inclusion and gender equality at all levels, committed to facilitating the empowerment of a larger number of women, so that they can pursue further their technical and scientific positions within Prysmian.

The new targets for 2030 promote achievement of the social ambition objectives of Prysmian and further align the Group with the UN Social Development Goals.

2030 SOCIAL AMBITION TARGETS

	HEALTH & SAFETY	GENDER EQUALITY	UPSKILLING & ENGAGEMENT	EMPOWER LOCAL COMMUNITIES	DIGITAL INCLUSION	RACE/ ETHNICITY INCLUSION
Inclusion & diversity		50/50 in Recruiting of Desk Workers ≥ 30% of Women hired in Managerial position	40 yearly hours per capita of experienced learning for all employees More than 25% of employees is involved in mobility/growth experience every year			
Digital		30% of Women in Senior Leadership roles 25% of Women in the Total Workforce	50% of employees as stable shareholders through share ownership plans (YES) Higher than 80% response rate to Engagement Survey		Connecting 100% (over 29.000) of our employees through global platforms, achieving a proper level of adoption	
Local empowerment		+ 500 women in a fully dedicated STEM program Zero Pay Gap Desk Workers	Leadership Impact Index improved to 70-80%			More than 30% of Executives from under-represented nationalities/ ethnicities/ origins
Engagement & upskilling	Injuries Index towards 0 (employees & contractors)			At least a project per year, with focus on developing countries and vulnerable communities Local projects with donation of optic and electric cables		Local mentoring programs for 500 students coming from minorities-poverty

Prysmian Group in the world

We are present in more than 50 countries around the world, with 108 plants and over 29,000 employees. Our business model is diversified by portfolio and geographical area. In 2021, Prysmian Group finalised the acquisition of EHC Global, a leading manufacturer of strategic components and integrated solutions for the vertical transportation industry, with plants and R&D research centres in China, Canada and Germany.

The diversified portfolio of activities is a strength for the Prysmian Group, as the only global leader with a business model balanced among areas with differing profiles, where each segment plays a precise role in the overall strategy, considering stability, growth potential and the generation of opportunities. Historically, the Energy area has delivered the most stable results, while the Projects and Telecom areas have been marked by greater dynamism. Acquisitions have always fit in with the strategy of maintaining balance: General Cable enabled the Group to diversify geographically, with strong exposure to the North American market, which is structured differently with more consolidated dynamics. Additionally, while the positioning of the Prysmian Group as a cable manufacturer remains central, part of our activities makes us a network solution provider, drawing on the ability to integrate ever more closely the various components - engineering, installation, network monitoring and after-sales services - to provide value-added services that ensure recurring revenue streams and build long-term partnerships with customers. Alongside this, the Group is also able to identify and develop value-added market niches - such as solutions for the elevator industry, cables for multimedia applications, monitoring solutions developed by PrysmianElectronics - while releasing the synergies needed to be cost-effective and offer end-to-end solutions integrated with advanced digital equipment.

BUSINESS AREAS

The Group is organised in a matrix structure by reference market and business unit, identifying three macro-areas of activity.



Energy

Comprising business segments that offer a complete and innovative portfolio of products designed to satisfy the many needs of the markets served. This macro-area is organised as follows:

- Energy & Infrastructure, which includes Trade & Installers, Power Distribution and Overhead Transmission Lines;
- Industrial & Network Components, which includes Oil & Gas, Elevators, Automotive, Network Components, Specialties & OEM (serving in turn the following sectors: Cranes, Mining, Railways, Rolling Stock, Marine and Renewables - cables for the solar energy industry and for the operation and connection of wind turbines) and Electronics (Asset Monitoring Solutions).


The **ENERGY** business area generated 9,557 million euro in 2021, representing **75% of the total revenues** of the Group.



Projects

Comprising high-tech and high value-added businesses focused on the design, production and customisation of HV and EHV cabling systems for terrestrial and submarine applications. The Group develops pioneering "turnkey" submarine cable systems for installation at depths of up to 3,000 metres, assisted by its cable-laying fleet comprising the Giulio Verne, the Cable Enterprise, the Ulisse and the Leonardo da Vinci (operational from July 2021). Prysmian Group also offers advanced services for terrestrial and submarine interconnections between various countries and between offshore wind farms and the mainland, used for both the generation and distribution of electricity.

The **PROJECTS** business area generated 1,594 million euro in 2021, representing **13% of the total revenues** of the Group.



Telecom

Comprising businesses devoted to making the cabling systems and connectivity products used in TLC networks. The product portfolio includes optical fibre, optical cables, connectivity components and accessories, OPGW (Optical Ground Wire) and copper cables. The Group is also among the leaders in the production of optical fibre - the essential component of all types of optical cables. A wide range of optical fibres is designed and made using proprietary technology to cater to the broadest possible spectrum of customer applications: single-mode, multimode and specialty fibres. In both cables and connectivity, the Group focuses on the design of products that provided greater density in a smaller diameter, with ease of use and optimal fibre management.

The **TELECOM** business area generated 1,585 million euro in 2021, representing **12% of the total revenues** of the Group.

Values, Mission, Vision

The ESG Identity of a leading group must be supported by Values, Mission and Vision that guide operations, translate into products made and fuel the ambitions for our role in tomorrow's world.

Values

Drive - Our objective is to guide the evolution of our sector: we develop our people and our business, following a clear strategy while anticipating customer needs.

Trust - We intend to create an environment that inspires trust, where diversity and collaboration are recognised and people are empowered to make decisions with integrity.

Simplicity - Our challenge is to simplify all that we can, focusing on activities that generate considerable value and timely decisions that enhance the results achieved by the Group.

Vision

We believe in the efficient, effective and sustainable supply of energy and information as the main driver for the development of community.

Mission

The Prysmian Group provides its customers worldwide with superior cable solutions based on pioneering technology and consistent excellence in execution, ultimately delivering sustainable growth and profit.

Group strategy: leadership in key sectors

Network infrastructures play a role of strategic importance in the great challenges posed by the energy transition and digitalisation. In detail, cable technology is a key component of infrastructure networks for power transmission and telecommunications. The crucial challenges set by the US Build Back Better Plan introduced by the Biden Administration and the European Union's Green Deal also attach great importance to infrastructural development, and thus open up significant opportunities for Prysmian Group. The Group's strategy is thus strongly focused on three main drivers.

- **ENERGY TRANSITION:** from fossil fuels to renewable resources for a low-carbon future;
- **DIGITALISATION OF THE WORLD:** channelling and transporting the explosion of big data;
- **ELECTRIFICATION OF SOCIETY:** enabling the application of electrical power throughout the world.

Supply chain efficiency and flexibility, customer proximity, technological innovation, and ongoing knowledge and skill development are the pillars of Prysmian's strategy aimed at grasping these growth opportunities. In addition, there are also other transversal factors such as the Group's financial solidity and its ability to generate resources to support investment in businesses with the greatest technological content and added value, as well as the continuous improvement of product and production process sustainability.

PRYSMIAN GROUP'S COMMUNICATION PURPOSE

Today, not only do we provide our customers with superior cable solutions based on state-of-the-art technology: we also offer excellence in execution, a legacy built on performance and innovation, and a commitment to delivering sustainable growth and profit. And everything we do is centred around a shared purpose. At Prysmian Group, our purpose unites every individual within our business, ensuring we move towards a shared vision: a future where we solve the challenges posed by the energy transition, ubiquitous digitalisation, and global electrification. Our purpose gives Prysmian Group's shareholders, stakeholders and customers alike an understanding of our company's mission. It allows them to share in the impact we have on the world around us, and demonstrates the value this creates for them, and for everyone, as we meet the world's challenges and contribute to a better future for everyone.

Environmental dimension

The Group strives actively to safeguard and protect the environment and conserve natural resources, in order to create sustainable value for the benefit of both the organization and our stakeholders. The Group's commitment to safeguarding the environment and conserving natural resources is expressed both by the intrinsic characteristics of our products and by how our production systems are managed. In particular, the prevention and reduction of their environmental impact are achieved, for example, by the efficient use of natural resources, the optimization of logistics flows and the responsible management of waste. This commitment is reflected, above all, in application of the Group's Health, Safety, Environment and Energy policy that was updated in 2020 to better present the Group's vision and commitment to consolidating a culture of Health, Safety and Environmental protection, not least by safeguarding biodiversity at Group locations and managing Energy in a systematic manner, as a prerequisite for the achievement of our objectives and the creation of value for all Group stakeholders.

In 2021, considering also the emergency situation related to the COVID-19 pandemic, which involved all the geographical areas of the Group at different times, the activities of the HSE function were mainly about central coordination, planning, support and reporting of all initiatives and actions, conducted both centrally and locally, aimed at the progressive achievement of the objectives set in the environmental sphere to 2022. In accordance with the criteria defined at Group level, great attention was paid to the collection and analysis of HSE data. To have an increasingly reliable and up-to-date database, the operating units report data deemed "material" on a monthly basis. This allows the HSE functions of the various Regions and Corporate to analyze this data throughout the year, in order not only to check its trend and constant compliance with local legislative requirements, but also to make forecasts and to launch or extend to an increasingly large number of units specific actions identified and/or projects coordinated at central level, including in particular initiatives aimed at achieving the targets set at Group level.

In particular, great attention has been dedicated to the reduction of energy consumption and greenhouse gas emissions (GHG) at Group level, the improvement of waste management in order to increase the recycled portion, and the maintenance and improvement of the Health, Safety, Environment and Energy management systems implemented at plant level. In addition, the Group has introduced an internal product assessment criterion (Eco-Cable), based on sustainability criteria that are recognised internationally. In light of the considerations made above, Prysmian Group also participated in the CDP - Climate Change and Water Security section in 2021, reporting its greenhouse gas emissions and water consumption for the year 2020, maintaining or improving its CDP rating in the case of the Water section. The energy efficiency projects launched in 2021 concerned various areas of interest, some of which had already been previously studied and analyzed by the HSE function in collaboration with other central functions, with the aim of implementing the initiatives already validated, in a growing number of Regions and plants of the Group. At Group level, the percentage of certified Prysmian plants has increased with respect to 2020 at 90% for ISO 14001. With a view to certifying the environmental management systems of all Group plants, the HSE function coordinates and updates periodically the ISO 14001 certification program.

The commitment of Prysmian and the improvement initiatives launched over the years, with a view to using resources more efficiently and reducing the environmental impact of production processes and products, have already resulted in environmental benefits and cost reductions and, accordingly, the Group will continue efforts to improve continuously its HSE performance. In particular, the HSE function, with the cooperation of other central functions and the operating units, will endeavor to ensure:

- the reporting of increasingly precise and reliable data and information, at Group level, about consumption and greenhouse gas emissions;
- the growing involvement of Group suppliers in monitoring and quantifying the impacts of climate change associated with the Prysmian supply chain;
- increasingly detailed quantification of the environmental impact of our products throughout their entire life cycle, paying particular attention to the impact of the materials and services acquired;
- the precise collection of data and information about the consumption of specific cable production processes;
- the systematic application of methodologies for calculating the footprint of products (e.g. EPD or carbon footprint/ ISO 14067);
- the monitoring of improvement objectives for the future and their eventual updating, with the involvement of all levels of the organization in the planning of the initiatives and activities necessary for the achievement of the stated commitments;
- ongoing implementation of energy efficiency initiatives in compliance with regulations (e.g. Directive 2012/27/EU on Energy Efficiency), the specific campaigns promoted nationally and, more generally, the commitments under-taken at the Paris COP 21 Conference on Climate Change;
- the selection and coordination of specific projects to be implemented in the Group's operating units, with their efforts care-fully calibrated towards local operating requirements.

ENERGY MANAGEMENT

TOPIC	SASB CODE	ACCOUNTING METRIC	2021	2020
Energy Management ¹	RT-EE-130a.1.	Total energy consumed in GJ	9,736,699	9,448,439
		Percentage of energy consumed supplied from grid electricity ²	37%	40%
		Percentage of renewable energy consumed ³	27%	22%

- 1 Figures were estimated for those plants for which data were not reliable (2 plants: Chiplun, in India and Sohar, in Oman). In addition, 2020 data relating to the Sicable site (Ivory Coast) have been estimated based on data collected in the previous year of reporting. In calculating energy consumption from fuels and biofuels, the entity used the Net Heating Values (NHV).
- 2 Calculation methodology: purchased grid electricity consumption divided by total energy consumption.
- 3 Calculation methodology: renewable energy consumption divided by total energy consumption.

In 2021, the Group's total energy consumption shows an increase compared to 2020 partly due to the expansion of the perimeter with the acquisition of the EHC plants and the production increase in post-pandemic Covid-19. The above figures do not include the Prysmian fleet, comprising four vessels (the Giulio Verne, the Ulisse, the Cable Enterprise and the Leonardo da Vinci). In 2021 Prysmian fleet report a fuel consumption of 283,433, -3% compared to 2020 (293,480 GJ).

HAZARDOUS WASTE MANAGEMENT

TOPIC	SASB CODE	ACCOUNTING METRIC	2021	2020
Hazardous Waste Management ¹	RT-EE-150a.1.	Amount of hazardous waste generated in metric tons	13,467	10,957
		Percentage of hazardous waste recycled ²	48%	53%

- 1 Figures were estimated for those plants for which data were not reliable (2 plants: Chiplun, in India and Sohar, in Oman). In addition, 2020 and 2021 data relating to the Sicable site (Ivory Coast) have been estimated on the basis of data collected in the previous year of reporting (2019).
- 2 Calculation methodology: total weight of hazardous waste generated that was recycled, divided by the total weight of hazardous waste generated.

Overall, the quantity of waste produced by the Prysmian Group in 2021 considering both Hazardous and non-hazardous waste has been about 213,000 metric tons, up 11% with respect to 2020; hazardous waste represented 6.3% of the total waste produced.

To track and assess the sustainability of the overall supply chain, with reference to waste management activities and processes, in 2021 some affiliates have defined specific criteria with respect to the actual capacity and technology of treatment of the various categories of waste, to ensure the achievement of their objectives and contribute to the reduction of the environmental impact related to waste disposal.

The above figures do not include the Prysmian fleet, comprising four vessels (the Giulio Verne, the Ulisse, the Cable Enterprise and the Leonardo da Vinci). In 2021 Prysmian fleet report a total waste production of 898 metric tons (747 metric tons in 2020).

TOPIC	SASB CODE	ACCOUNTING METRIC	2021	2020
Hazardous Waste Management	RT-EE-150a.2.	Number an aggregate quantity of reportable spills, quantity recovered	-	Information not available for 2020

Spills and incidents with potential environmental impact are managed locally as part of the ISO 14001 Management Systems. This indicator falls under the procedure "Management, analysis and registration of events" that governs the process of identifying, analyzing and reporting the so-called "events", including spills. In 2021 the Group recorded no spills in the Operating Units.

Human capital dimension

Prysmian Group is people-centric, supporting and recognising the abilities of those who work for the Group and for the community in which it operates.

The Group's Social Ambition focuses primarily on efforts to improve diversity, equality and inclusion (DE&I), digital inclusion, community empowerment, employee engagement and upskilling. The Group promotes programs to increase the digital inclusion of all employees, while eliminating role or position discrimination. Thanks to its proactive approach, the Group is evolving into an organization that recognizes Diversity & Inclusion and Gender Equality at all levels, as well as a commitment to foster the empowerment of women to make them develop their careers in technical and scientific positions within Prysmian.

The new 2030 targets promote the achievement of Prysmian's Social Ambition objectives and further align the Group with the United Nations Sustainable Development Goals. For further details on the Prysmian Group's Human Capital Dimension targets, see the dedicated chapter on *New targets of the Group: Climate Change & Social Ambition* of the *2021 Non-financial disclosure*.

To achieve this, continuous multi-disciplinary and specialist training programmes have been developed for employees. Out of around 29,000 employees, about one third are stable shareholders. Together with management, these employees own more than 3% of the share capital, investing directly in the Company.

The Group has built its history and successes on the abilities of its employees, who have been leading actors in the achievement of these results. Their ability to transmit values, experience, and attachment to the firm to younger colleagues, generation after generation, has proved to be a fundamental driver in the creation of value for the Group for almost 140 years. Specifically, regarding Occupational Health and Safety, Prysmian Group has always been committed to ensuring that the integrity, health and welfare of workers are safeguarded in their workplaces. The Group has an HSE "Health, Safety, Environment and Energy" policy that commits to compliance with good management practices in order to ensure a safe workplace.

To ensure a systematic and concrete approach to the safety issue, the Group adopts the OHSAS 18001/ ISO 45001 health and safety management system at a number of locations although all productive entities affiliate make reference to it.

During 2021, the commitment to combine all Prysmian employees around a shared vision of the "Zero and Beyond" safety culture was reinforced, a campaign launched in December 2020 and supported locally by numerous initiatives.

Another activity continued in 2021, to support the Development of the Culture of Safety, is the Leadership in Health & Safety training (LiHS). To date, 47 plants have participated in the training, with the involvement of 457 top managers and over 9,000 associates. Each training course has lasted 3 days with the aim of reinforcing safety leadership and providing tools and methodologies to intervene in unsafe situations.

In the Health & Safety cultural strategy, the following goals are set:

- **TO IMPROVE** the commitment and involvement of the **MANAGEMENT LINE**;
- **TO IMPROVE THE SOFT SKILLS** of HSE leaders and professionals;
- **TO REDUCE CULTURAL DIFFERENCES** and align practices;
- **TO ENSURE** that everyone **TAKES CARE** of **THEMSELVES AND OTHERS**.

WORKFORCE HEALTH & SAFETY

TOPIC	SASB CODE	ACCOUNTING METRIC	2021	2020 ¹
Workforce Health & Safety	IF-EN-320a.1.	Group total recordable incident rate (IF) ²	1.55	1.25
		Total recordable incident rate (IF) for direct ³ employees	1.49	1.30
		Total recordable incident rate (IF) for contract ⁴ employees	2.44	0.34
		Group fatality rate ⁵	0.007	-
		Fatality rate for direct employees	0.004	-
		Fatality rate for contract employees	0.050	-

1 Data includes Prysmian employees (direct and contract), but not the fleet of the Prysmian Group.

2 Calculation methodology: (total number of accidents with loss of work/hours worked) * 200,000. The calculation of injuries only considers those that occurred in the workplace and not those arising during travel between home and work, unless organised by the Company. In accordance with Prysmian's internal procedures, the incidents shown (recordable injuries) were those that resulted in being off work for more than 24 hours.

3 Direct employees are defined as internal employees in 2021 NFD.

4 Contract employees are defined as external employees or temporary agency worker in 2021 NFD.

5 Calculation methodology: (total number of group deaths/total group hours worked) * 200,000.

The Group's deep commitment to safety is concrete and the IF rate is calculated in accordance with the OHSALTA. This rate was approximately 1.55 at the end of 2021. The number of injuries was 443, of which 394 involving internal staff directly employed by Prysmian and 49 involving external staff.

In 2020 the number of injuries was 320, of which 316 involving internal staff directly employed by Prysmian and 4 involving external staff.

During 2021, two fatalities have occurred at two plants, both related to the usage of forklifts. To raise awareness for all employees, these two episodes have been shared with the Group. An ad hoc risk assessment on traffic management has been developed and all plants participated.

In 2021 health & safety figures also include the Group's fleet (the Giulio Verne, the Ulisse, the Cable Enterprise and the Leonardo da Vinci).

Business Model & Innovation dimension

The Prysmian Group seeks to be the go-to technology player, facilitating the production and transmission of cleaner, more intelligent, more efficient and more competitive energy.

Sustainable Innovation & Lean Manufacturing represent a strategically important pillar in pursuing the creation of sustainable value. The Group’s efforts are directed primarily to the adoption of materials with a reduced environmental impact, as well as to the improvement of the cable design to make them more high-performing and sustainable. Lean Manufacturing also means a commitment to making the production structure more efficient and sustainable, through investment in energy efficiency and process digitalization for a gross amount of €283 million.

Group R&D is responsible for the overall innovation strategy, aimed at making Prysmian a key player in the value chain supporting Energy Transition, Digitalization and Sustainability. Globally, Prysmian Group R&D consists of more than 900 professionals, working in 26 R&D centres around the world.

The R&D office, located close to Milan headquarters, coordinates the activities carried out in the local R&D centers and promotes innovative revolutionary projects, oriented towards a medium and long term perspective. It includes laboratories where it is possible in full autonomy to operate on to the development of new cables and technologies, thanks to an experimental prototype room for the production of cables and compounds, a facility for electrical tests, equipped with the most advanced testing systems for EHV cables, and a chemical-physical laboratory equipped with cutting-edge instruments for in-depth analysis of cables and material properties. Local R&D centres participate actively in new product development, the Design to Cost (DTC) program and the rationalisation of product families.

2021 was an exceptional year in terms of DTC, both in activities and results achieved. The final result (€48.4 Mln) is the highest ever achieved, 7% higher than the company’s best annual performance (2019: €45.4 Mln). The DTC program helped reduce inefficiencies associated with cost variations (mainly due to material shortages and raw material price volatility), improving product competitiveness in several segments.

PRODUCT DESIGN & LIFECYCLE MANAGEMENT

TOPIC	SASB CODE	ACCOUNTING METRIC	2021	2020
Product Lifecycle Management	RT-EE-410.a.1.	Percentage of products by revenue that contain IEC 62474 declarable substances	0%	Information not available for 2020

In order to better manage the information and indicators regarding products that contain declarable substances, in line with several European regulations and standards, Prysmian has in place a program for tracking the presence in cables of hazardous substances in an increasingly wider range of Affiliates. Within the perimeter covered so far, including many European countries, about 20 % of products containing SVHC Reach substances have been identified and duly plans are in place involving central and local levels of the Organization, for their gradual phase out or substitution. As the program is extended, other opportunities are being assessed, including the possibility to track IEC 62474 declarable substances, which to date are not being tracked specifically, in the light of the document’s own nature (i.e. a technical standard rather than a mandate deriving from a direct application regulatory framework).

TOPIC	SASB CODE	ACCOUNTING METRIC	2021	2020
Product Lifecycle Management	RT-EE-410.a.3.	Revenue (in million Euros) from renewable energy-related and energy efficiency related products	5,928	4,836

This figure, annual revenues from “low-carbon enabling” products, has been calculated based on the sales of Prysmian Group’s different business areas at 31 December 2021. All business areas, or those among them, that are classified as “low carbon enabling” have been identified by applying the taxonomy defined by the Climate Bond Initiative. As previous year, the revenues attributable to products, using the Climate Bond Initiative taxonomy, that facilitate the energy transition and achievement of the COP 21 target, as well as the digitalisation of grids, are 47% of total Group revenues.

In 2021, Prysmian submitted its GHG emission reduction targets to the Science Based Targets Initiative (SBTi). The SBTi evaluated the company’s targets against the Call-to-Action criteria and, after a careful review, approved the targets with a validation report and approval letter. For more information, please refer to the Prysmian Group’s Climate Ambition targets (*New targets of the Group: Climate Change & Social Ambition of the 2021 Non-financial disclosure*).

In collaboration with Carbon Trust, Prysmian undertook an in-depth analysis of the energy audits carried out in all the company’s activities, the action plans adopted to increase energy efficiency and the self-audit questionnaires specifically prepared, defining the spectrum of possible further initiatives to be undertaken to reduce emissions and their contribution to achieving the targets on a scientific basis, as well as the extent of decarbonisation that will be achieved by adopting the planned measures and any discrepancies between the target and the overall impact of the measures identified.

This analysis has contributed to the preparation of a decarbonisation roadmap by the Prysmian Group, with the definition of a programme of priority activities and a forecast of the necessary investments and energy savings that will be possible to achieve within the defined timeframe.

MATERIAL SOURCING

TOPIC	SASB CODE	ACCOUNTING METRIC
Material Sourcing	RT-EE-440.a.1.	Description of the management of risks associated with the use of critical material

The Group’s business model, with a global presence in over 50 countries and a high level of diversification of product applications, is based on a complex supply chain that requires a continuous interface with numerous suppliers of different sizes and cultural backgrounds. Therefore, managing a complex supply chain can lead the Group, if not properly investigated and managed, to source from suppliers that do not comply with the guidelines of the Group’s Code of Business Conduct, with the risk of supporting suppliers that do not operate in line with international standards. Furthermore, the Group believes that it has a responsibility that goes beyond the perimeter of the organization and therefore managing the sustainability of its supply chain (upstream or downstream activities and clients) allows it to limit any reputational risks that may arise. During 2021, Prysmian conducted an analysis to assess the possible consequences on certain business opportunities based on the creation of “low carbon” and “eco-friendly” products and services. This activity has made it possible to identify potential initiatives aimed both at reducing consumption and at recovering and using recycled materials, which will make it possible to support the activities of environmental “shifting”.

In addition to its commitment of assessing counterparties, the Group has guidelines and policies that suppliers are required to comply with (such as the Code of Ethics and the Code of Business Conduct).

An immediate reaction is foreseen in the event of the case of behaviors that do not comply with the principles of environmental and social sustainability by third parties involved in the supply chain, which would expose the Group to potentially significant image and reputation risks. In the case where the emerged problems are not promptly resolved and eliminated, the Group reserves the right to activate a resolution approach for existing business activities and the temporary or, in serious cases, definitive exclusion of Group suppliers. The assessment of risks related to the sustainability of third parties is a fundamental element of the entire supply chain management process that defines clear rules for:

- the introduction of new suppliers,
- the periodic assessment of the supply chain,
- the monitoring and improvement of the supply chain management strategy.

With respect to critical materials that the Group sources specifically, Prysmian Group enforces a Conflict Minerals Policy, with the aim of guaranteeing a “Conflict-free” supply chain that doesn’t contribute to the on-going armed clashes in conflict-affected and high-risk areas.

This is done through the following activities:

- Identification of purchased materials/semi-finished products containing 3TG (tin, tungsten, tantalum, and gold),
- Requesting all incumbent and new recurring suppliers of products containing said materials to provide the Conflict Minerals Reporting Template (CMRT), as per the latest version developed by the Responsible Minerals Initiative (RMI)(through formats and international standards),
- Analysis of information received for red-flags and inconsistencies and implementation of corrective actions.

In 2021, considering the 4 minerals covered by the Conflict Materials Policy, the Group purchased limited quantities of tin. Analysis of 40 suppliers of tin to the Group identified their original sources, comprising 37 different smelters. Out of these, 35 are determined to be Conformant with the Responsible Minerals Assurance Process (RMAP) developed by the RMI. The remaining two are currently participating in the RMAP and are being audited by an independent third-party auditor. Overall, the investigation did not identify any risk in this area.

In 2021 Prysmian has started to develop the Vendor Management portal, a modular web-based application adopted to increase efficiency in managing relationships with suppliers and eventually track ESG factors. The platform consists of 4 modules and aims to harmonize and enhance the performance of company processes:

- 1. Supplier Management:** unique repository for data collection, supplier qualification process that also includes the assessment of sustainability aspects.
- 2. Contract:** standard templates available on the platform, dynamic contract repository.
- 3. Sourcing:** integrated tool for tender analysis.
- 4. Long Term Supplier Declarations (LTSD):** correct tracking and management of goods’ origin to comply with customs’ requirements.

The project will go live in 2022 starting from HQ and pilot regions, later to be integrated worldwide.

Furthermore, to manufacture certain safety cables and make them fire resistant, Prysmian purchases limited quantities of a few types of glass-based tape that contain small quantities of mica through both producers and distributors. The Mica mineral is not used directly in the Group’s products and production processes. The extraction process for this mineral takes place in geographical areas where a variety of factors contribute to poor working conditions and the use of child labor (For Prysmian Group, Mica mines are tier 4/5). Prysmian has been tackling this issue since 2016, by requesting that all suppliers provide sufficient information about Mica mineral sources and related “Child-Labor Free” Certificates. In 2021, Prysmian Group became the first company in the cable sector to join the Responsible Mica Initiative (RMI), a non-profit coalition working to eliminate child labor and poor working conditions in mica supply chains. By joining the RMI, Prysmian Group is moving forward with its commitment to social responsibility and promoting ethical conduct by taking concrete action. Membership in RMI will help Prysmian be even more effective in increasing its control of its supply chain.

PRODUCT SAFETY

TOPIC	SASB CODE	ACCOUNTING METRIC	2021	2020
Product Safety	RT-EE-250.a.2.	Total amount of monetary losses as a result of legal proceedings associated with product safety	-	Information not available for 2020

The Group has carried out an investigation together with the Regions’ Legal Directors to identify eventual monetary losses, excluding legal fees or expenses, paid by the Group during 2021 because of provisional and/or final judgement/ award arising out from a judicial/arbitral litigation concerning product safety. No monetary losses were identified.

Leadership & Governance dimension

Prysmian Group seek to uphold the highest standards of fair and ethical practice in every action taken across all area in which operates. Prysmian Group is a public company with a broad shareholder base and, as such, it is fundamental to align the interests of the Group with those of all stakeholders. This special nature requires an ability to develop open and transparent dialogue with our shareholders, employees, customers and suppliers, with the institutions and with the communities in which we work. Prysmian Group has always invested in these values, striving to comply with the highest international standards of governance. For example, 75% of Board members are independent and 42% are women. Ethics and Integrity as corporate values are expressed using a series of instruments and policies disseminated throughout the entire organisation, including: the Code of Ethics, the Anti-Corruption policy, privacy and data protection, and the Helpline programme.

This is supported by Group Compliance Policies (including an Anti-Bribery Policy and Antitrust Code of Conduct, among others) designed to ensure adherence from our employees, suppliers, business partners, sales agents, sub-contractors and distributors on the Prysmian way of doing business.

BUSINESS ETHICS

TOPIC	SASB CODE	ACCOUNTING METRIC
Business Ethics	RT-EE-510.a.1.	Description of policies and practices for prevention of: 1. corruption and bribery and 2. anti-competitive behavior
	IF-EN-510a.3.	Description of policies and practices for prevention of: 1. bribery and corruption, and 2. anti-competitive behavior in the project bidding processes

The Prysmian Group puts in place a series of organisational tools aimed at defining the principles of legality, transparency, fairness and loyalty used to operate. In particular, the Group:

- has adopted a Code of Ethics containing guidelines and ethical and behavioural principles that all those carrying out activities on behalf of Prysmian or its subsidiaries are required to observe (including managers, officials, employees, agents, representatives, external collaborators, suppliers and consultants);
- has adopted the Antitrust Code of Conduct, which is an integral part of the training programme Integrity First and seeks to describe the issues relating to the application of Italian and EU competition policy with regard to cartels and the abuse of dominant positions;
- through the Internal Audit & Compliance Department, constantly monitors compliance and the concrete application of these rules, not tolerating any type of violation.

The Code of Ethics complies with international best practices and adopts the principles embodied in the UN Universal Declaration of Human Rights and the Fundamental Conventions of the International Labour Organisation (ILO). The structure of the Prysmian Group's Code of Ethics, in its latest version of 1st August 2019, is founded on three pillars:

- **ETHICS in BUSINESS ACTIVITIES;**
- **ETHICS in INTERNAL RELATIONS;**
- **ETHICS in ENVIRONMENTAL and SOCIAL MATTERS.**

We recommend referring to the Prysmian Group website for further insights to these three pillars. All companies within the Group strictly comply with the Code of Ethics, applicable regulations and the rules and procedures adopted from time to time by the Group. In order to ensure the widest possible distribution of its contents, the Code of Ethics is available in 26 languages and is also published on the Company's website, www.prysmiangroup.com.

The Code of Ethics is supported by other Group Compliance Policies, included:

- **Anti-corruption policy:** prohibits the corruption of both public officials and private individuals for any reason to influencing a business decision to obtain or retain an improper business advantage (including but not limited to winning a bid submission or contract, obtaining a sale, procuring licenses). Furthermore, the Policy requires Prysmian's employees to abide by it and to observe and comply with all anti-corruption legislation in force in the countries in where they are employed or active, if these are more restrictive.
- **Anti-trust regulations:** the Board of Directors has adopted an Anti-trust Code of Conduct that all directors, executives and employees of the Group are expected to know and comply with in the performance of their duties and in relations with third parties. As with the other policies, the Antitrust Code of Conduct was also updated following the acquisition of General Cable, in order to have a document, valid for the entire Prysmian Group, that provides an overview of the problems associated with applying the antitrust regulations and the consequent principles of conduct to be followed. In addition, more detailed documents were also adopted covering the antitrust regulations in force within the European Union, North America, China and Australia. Furthermore, concerning the participation in bidding process is specified the prohibition of coordination between competing companies. More specifically, any exchange of information concerning bidding terms, as well as the decision of whether to participate in the tender, is prohibited.
- **Helpline policy:** The new policy reiterates the importance of communications within the Group, guaranteed by the anonymity available to the reporter, as well as the ban on reprisals against those who report violations. With the formalization of the Helpline Policy - previously known as Whistleblowing Policy - has been established dedicated and secure channels (including telephone lines and a web portal) for individuals who wish to report professional misconduct. There are three different reporting channels currently available (web, telephone and email). The new policy also reiterates the importance of communication within the Group, guarantees that whistleblowers can remain anonymous and reiterates the ban on retaliation against those who report violations.

The compliance policies (Code of Ethics, Global Compliance, Helpline, Anti-Corruption, Gifts & Entertainment, Third-Party Program, Antitrust, Antitrust EU, Conflicts of Interest, Export Control) have been published on the corporate intranet and are available in the official languages of the Prysmian Group.

TOPIC	SASB CODE	ACCOUNTING METRIC	2021	2020
Business Ethics	RT-EE-510.a.2.	Total amount of monetary losses as a result of legal proceedings associated with bribery or corruption	-	-
	RT-EE-510.a.3.	Total amount of monetary losses as a result of legal proceedings associated with anti-competitive behavior regulations ¹	-	112 million ²
	IF-EN-510.a.2.	Total amount of monetary losses as a result of legal proceedings associated with charges of bribery or corruption	-	-
		Total amount of monetary losses as a result of legal proceedings associated with charges of anti-competitive practices ¹	-	112 million ²

¹ For more details with respect to the amount of monetary losses as a result of legal proceedings associated with charges of anti-competitive practices, please refer to the details below in the section "Anti-trust". SASB 2021.

² Overall fine imposed to Prysmian Group and its parent companies at the time of the alleged cartel.

Anti-corruption

There were no cases of corruption within the Prysmian Group during the two-year period 2020-2021. Prysmian Group has implemented a series of actions aimed at managing corruption issues on a preventive basis; the first of these is the adoption of an Anti-Corruption Policy that prohibits the corruption of both public officials and private individuals and requires Prysmian's employees to abide by it and to observe and comply with all anti-corruption legislation in force in the countries in where they are employed or active, if these are more restrictive. It is confirmed that the Anti-corruption policy of the Prysmian Group strictly forbids making any political contributions. In fact, the expenditure on political contributions during FY21 was exactly € 0.

Anti-trust

Competition law on restrictive practices and the abuse of dominant positions now plays a central role in governing the activities of firms operating in all sectors of economic life. Prysmian's strong international presence in more than 50 countries subjects the Group to the competition law in force in all countries in which we operate globally. Prysmian, potentially exposed to the risk of being involved in conduct that could be considered anticompetitive and result in extremely high economic sanctions, with negative repercussions on the reputation and credibility of the Group's governance system, operates on the market in compliance with competition law.

Consistent with the priorities defined in the ERM process, the Board of Directors has adopted an Antitrust Code of Conduct that all directors, executives and employees of the Group are expected to know and comply with in the performance of their duties and in relations with third parties. In addition, more detailed documents were also adopted covering the antitrust regulations in force within the European Union, North America, China and Australia. In 2017, Prysmian introduced an antitrust training programme - Integrity First (IF Training) - designed to increase awareness among those who work in the name and on behalf of the Group, so that during their activities they comply with the rules safeguarding competition. The Antitrust Code of Conduct, which is an integral part of this training programme, seeks to describe the issues relating to the application of the competition policy with regard to cartels and the abuse of dominant positions.

The IF Training programme was progressed in 2021, with **177** white-collar employees (Regional CEO and their first-line reports). In addition, two more training sessions on antitrust matters were held in 2021, in Europe (Spain) and in North America. A total of **323** white-collar employees were trained.

With regard to the Antitrust investigations in progress and the disputes promoted by third parties against Group companies consequent to and/or connected with decisions adopted by the competent authorities, details of which are outlined in the note on Provisions for risks and expenses in the Explanatory Notes to the Consolidated Financial Statements, it should be noted that the Group has recorded a provision for risks and expenses of about Euro 179 million at 31 December 2021. Although the outcome of the outstanding investigations and related disputes is uncertain, this provision is deemed to represent the best estimate of liabilities based on the information available at the time of preparing this document.



Annex

SASB DIMENSION REPORTED IN THE REPORT¹

Environment	This dimension includes environmental impacts, either through the use of nonrenewable, natural resources as inputs to the factors of production or through harmful release into the environment that may result in impacts to the company's financial condition or operating performance.
Human Capital	This dimension addresses the management of a company's human resources (employees and individual contractors) as key assets to delivering long-term value. It includes issues that affect the productivity of employees, management of labor relations, and management of the health and safety of employees and the ability to create a safety culture.
Business Model and Innovation	This dimension addresses the integration of environmental, human, and social issues in a company's value-creation process, including resource recovery and other innovations in the production process; as well as in product innovation, including efficiency and responsibility in the design, use phase, and disposal of products.
Leadership and Governance	This dimension involves the management of issues that are inherent to the business model or common practice in the industry and that are in potential conflict with the interest of broader stakeholder groups, and therefore create a potential liability or a limitation or removal of a license to operate. This includes regulatory compliance, risk management, safety management, supply-chain and materials sourcing, conflicts of interest, anticompetitive behavior, and corruption and bribery.

¹ Reference: SASB Materiality Map ([link](#)).

SASB DISCLOSURE INDEX

The SASB’s sector Standard “Resource Transformation – Electrical & Electronic Equipment” (SASB code RT-EE) is the primary SASB standard relevant for Prismian according to SICS® Look-up Tool². In addition, three accounting metrics of the SASB’s sector Standard “Infrastructure – Engineering & Construction Services” (SASB code IF-EN), considered relevant for the Group to be reported, have been identified. All other accounting metrics part of the “Infrastructure – Engineering & Construction Services” sector are omitted due to lack of applicability or relevance. The tables below contain the list of accounting metrics reported in the Report.

TABLE 1. “RESOURCE TRANSFORMATION – ELECTRICAL & ELECTRONIC EQUIPMENT” SUSTAINABILITY TOPICS & ACCOUNTING METRICS³

TOPIC	SASB CODE	ACCOUNTING METRIC	CHAPTER AND PAGE	COMMENTS
Energy management	RT-EE-130a.1.	1. Total energy consumed, 2. percentage grid electricity, 3. percentage renewable	Environmental dimension, page 10	
Hazardous waste management	RT-EE-150a.1.	Amount of hazardous waste generated, percentage recycled	Environmental dimension, page 10	
Hazardous waste management	RT-EE-150a.2.	Number and aggregate quantity of reportable spills, quantity recovered	Environmental dimension, page 10	
Product safety	RT-EE-250a.1.	Number of recalls issued, total units recalled	ND	Not applicable to Prismian Business
Product safety	RT-EE-250a.2.	Total amount of monetary losses as a result of legal proceedings associated with product safety	Business Model & Innovation Dimension, page 14	
Product lifecycle management	RT-EE-410a.1.	Percentage of products by revenue that contain IEC 62474 declarable substances	Business Model & Innovation Dimension, page 14	
Product lifecycle management	RT-EE-410a.2.	Percentage of eligible products, by revenue, that meet ENERGY STAR® criteria	ND	Not applicable to Prismian Business
Product lifecycle management	RT-EE-410a.3.	Revenue from renewable energy-related and energy efficiency related products	Business Model & Innovation Dimension, page 14	
Materials sourcing	RT-EE-440a.1.	Description of the management of risks associated with the use of critical materials	Business Model & Innovation Dimension, page 14	
Business ethics	RT-EE-510a.1.	Description of policies and practices for prevention of: 1. corruption and bribery and 2. anti-competitive behavior	Leadership & Governance dimension, page 17	
Business ethics	RT-EE-510a.2.	Total amount of monetary losses as a result of legal proceedings associated with bribery or corruption	Leadership & Governance dimension, page 17	
Business ethics	RT-EE-510a.3.	Total amount of monetary losses as a result of legal proceedings associated with anti-competitive behavior regulations	Leadership & Governance dimension, page 17	

² The tool (<https://www.sasb.org/find-your-industry/>) allows to determine the primary industry for companies listed around the world, enabling investors and corporations to determine which SASB sustainability accounting standard is applicable to that company.


³ ND = not disclosed.

TABLE 2. “RESOURCE TRANSFORMATION – ELECTRICAL & ELECTRONIC EQUIPMENT” ACTIVITY METRICS

TOPIC	SASB CODE	ACTIVITY METRIC	CHAPTER AND PAGE	COMMENTS
	RT-EE-000.A	Number of units produced by product category	Business Area, page 7	Covered with the revenues by business area as more relevant metric for Prysmian business
	RT-EE-000.B	Number of employees	Business Area, page 7	

TABLE 3. “INFRASTRUCTURE – ENGINEERING & CONSTRUCTION SERVICES” SUSTAINABILITY TOPICS & ACCOUNTING METRICS DISCLOSED IN THE REPORT AS RELEVANT FOR THE GROUP

TOPIC	SASB CODE	ACCOUNTING METRIC	CHAPTER AND PAGE	COMMENTS
Business ethics	IF-EN-510a.2.	Total amount of monetary losses as a result of legal proceedings associated with charges of: 1. bribery or corruption and 2. anticompetitive practices	Leadership & Governance dimension, page 17	
Business ethics	IF-EN-510a.3.	Description of policies and practices for prevention of: 1. bribery and corruption, and 2. anti-competitive behavior in the project bidding processes	Leadership & Governance dimension, page 17	
Workforce health and safety	IF-EN-320a.1.	1. Total recordable incident rate (TRIR) and 2. fatality rate for: a. direct employees and b. contract employees	Human Capital dimension, page 12	



Independent Auditor's Report



EY S.p.A.
Via Meravigli, 12
20123 Milano

Tel: +39 02 722121
Fax: +39 02 722122037
ey.com

Independent auditors' report on the "SASB Report 2021"

To the Board of Directors of
Prysmian S.p.A.

We have been appointed to perform a limited assurance engagement on the "SASB Report 2021" of Prysmian Group (hereinafter also "the Group") for the year ended on 31st December 2021 (hereinafter "SASB Report").

Responsibilities of Directors for the SASB Report

The Directors of Prysmian S.p.A. are responsible for the preparation of the SASB Report in accordance with the "Engineering & Construction Services Sustainability Accounting Standards 2018" and with the "Electrical & Electronic Equipment Sustainability Accounting Standards 2018" defined by SASB - Sustainability Accounting Standards Board (hereinafter "SASB Standards"), as described in the paragraph "Methodological Note" of the SASB Report.

The Directors are also responsible for that part of internal control that they consider necessary in order to allow the preparation of a SASB Report that is free from material misstatements caused by fraud or not intentional behaviors or events.

Auditors' independence and quality control

We are independent in accordance with the ethics and independence principles of the *International Code of Ethics for Professional Accountants (including International Independence Standards) (IESBA Code)* issued by *International Ethics Standards Board for Accountants*, based on fundamental principles of integrity, objectivity, professional competence and diligence, confidentiality and professional behavior. Our audit firm applies the International Standard on Quality Control 1 (ISQC Italia 1) and, as a result, maintains a quality control system that includes documented policies and procedures regarding compliance with ethical requirements, professional standards and applicable laws and regulations.

EY S.p.A.
Sede Legale: Via Meravigli, 12 - 20123 Milano
Sede Secondaria: Via Lombardia, 31 - 00187 Roma
Capitale Sociale Euro 2.525.000,00 i.v.
Iscritta alla S.O. del Registro delle Imprese presso la CCIAA di Milano Monza Brianza Lodi
Codice fiscale e numero di iscrizione 00434000584 - numero R.E.A. di Milano 606158 - P.IVA 00891231003
Iscritta al Registro Revisori Legali al n. 70945 Pubblicato sulla G.U. Suppl. 13 - IV Serie Speciale del 17/2/1998
Iscritta all'Albo Speciale delle società di revisione
Consob al progressivo n. 2 delibera n.10831 del 16/7/1997

A member firm of Ernst & Young Global Limited



Auditors' responsibility

It is our responsibility to express, on the basis of the procedures performed, a conclusion about the compliance of the SASB Report with the requirements of the SASB Standards. Our work has been performed in accordance with the principle "International Standard on Assurance Engagements ISAE 3000 (Revised) - Assurance Engagements Other than Audits or Reviews of Historical Financial Information" (hereinafter "ISAE 3000 Revised"), issued by the International Auditing and Assurance Standards Board (IAASB) for limited assurance engagements. This principle requires the planning and execution of work in order to obtain a limited assurance that the SASB Report is free from material misstatements.

Therefore, the extent of work performed in our examination was lower than that required for a full examination according to the ISAE 3000 Revised ("reasonable assurance engagement") and, hence, it does not provide assurance that we have become aware of all significant matters and events that would be identified during a reasonable assurance engagement.

The procedures performed on the SASB Report were based on our professional judgment and included inquiries, primarily with company's personnel responsible for the preparation of the information included in the SASB Report, documents analysis, recalculations and other procedures in order to obtain evidences considered appropriate.

In particular, we have performed the following procedures:

1. analysis of the identification process of the applicable SASB Standards' Topics and Accounting Metrics performed by the Prysmian Group;
2. analysis and evaluation of the criteria for identifying the consolidation area, in order to evaluate its compliance with the provisions of the SASB Standards;
3. comparison of the economic and financial data and information included in the SASB Report with those included in the Prysmian Group's consolidated financial statements;
4. understanding of the processes that lead to the generation, detection and management of significant qualitative and quantitative information included in the SASB Report.
In particular, we have conducted interviews and discussions with the management of Prysmian S.p.A. and we have performed limited documentary evidence procedures, in order to collect information about the processes and procedures that support the collection, aggregation, processing and transmission of non-financial data and information to the management responsible for the preparation of the SASB Report.



Furthermore, for significant information, considering the Group activities and characteristics, at group level:

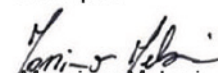
- with reference to the qualitative information included in the SASB Report, we carried out inquiries and acquired supporting documentation to verify its consistency with the available evidence;
- with reference to quantitative information, we have performed both analytical procedures and limited assurance procedures to ascertain on a sample basis the correct aggregation of data.

Conclusion

Based on the procedures performed, nothing has come to our attention that causes us to believe that the SASB Report of the Prysmian Group for the year ended on 31st December 2021 has not been prepared, in all material aspects, in accordance with the requirements of the SASB Standards, as described in the paragraph "Methodological Note" of the SASB Report.

Milan, 14th March, 2022

EY S.p.A.



Massimo Meloni
(Auditor)

