

ISAGRO AS OF DEC. 31st, 2015

Star Conference
Milan, March 16th, 2016



1 FACTS & FIGURES

2 BACK-UP

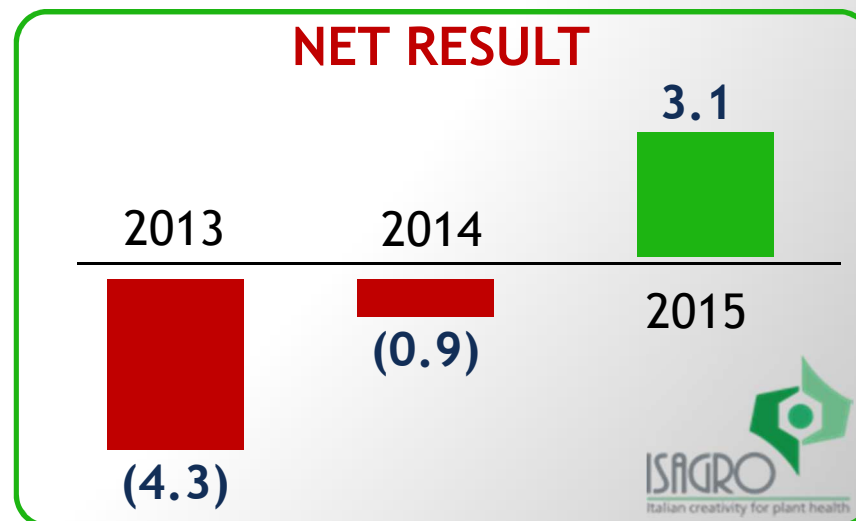
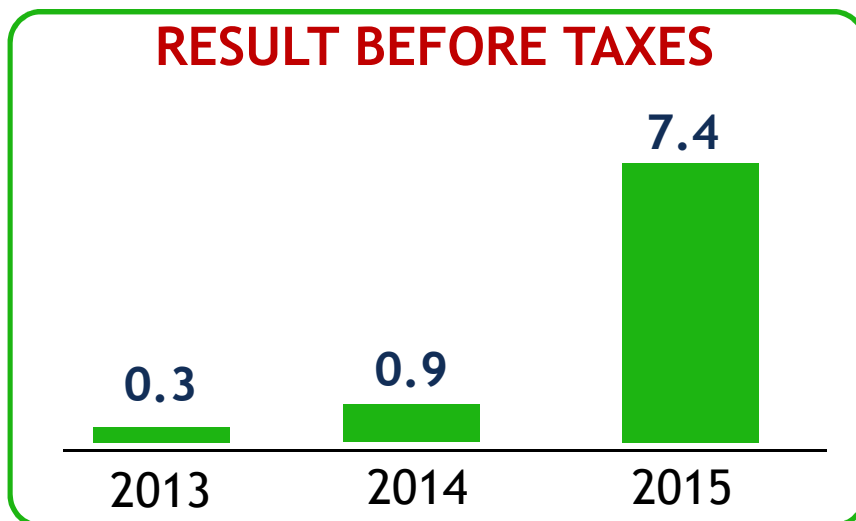
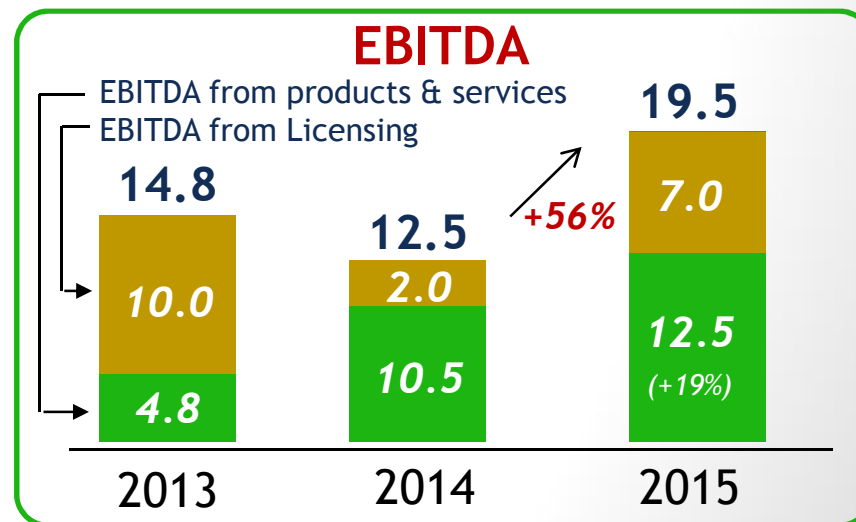
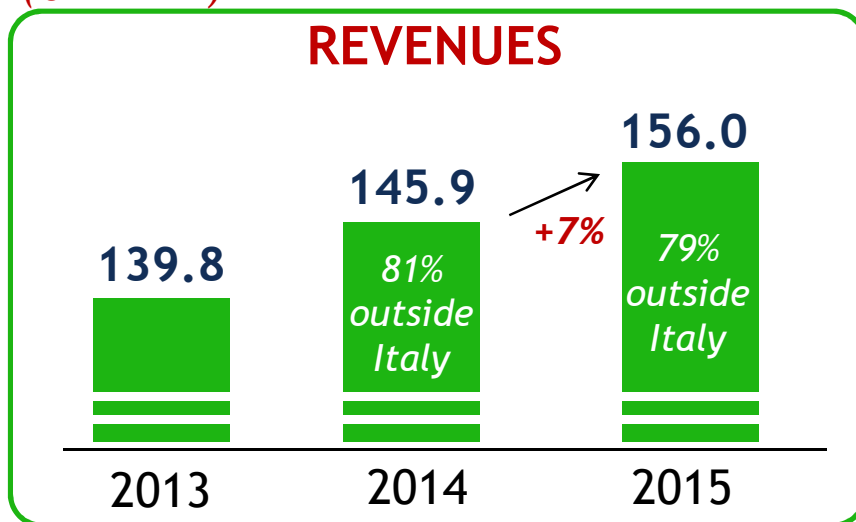
RESULTS AS OF DEC. 31st, 2015

MAIN EVENTS

ISAGRO IN THE STOCK MARKET

IN 2015, WE KEPT ON GROWING AND RETURNED TO PROFIT ...

Consolidated data
(€ million)



... IN SPITE OF AN UNFAVORABLE YEAR FOR CROP PROTECTION MARKET...

- After 5 years of growth, crop protection market decreased by 8% in USD (*slight increase in Euro*), for:
 - Adverse climatic conditions in Americas (El Niño) and Asia (poor monsoon season)
 - Low prices of agricultural commodities
 - In the important Brazilian market, economic/financial crisis limiting farmers' access to credit (with a higher cost)
- High level of inventory within distribution channels

▶ *For Isagro, negative price variations partially off-set by positive effect from strengthening of USD vs. Euro*

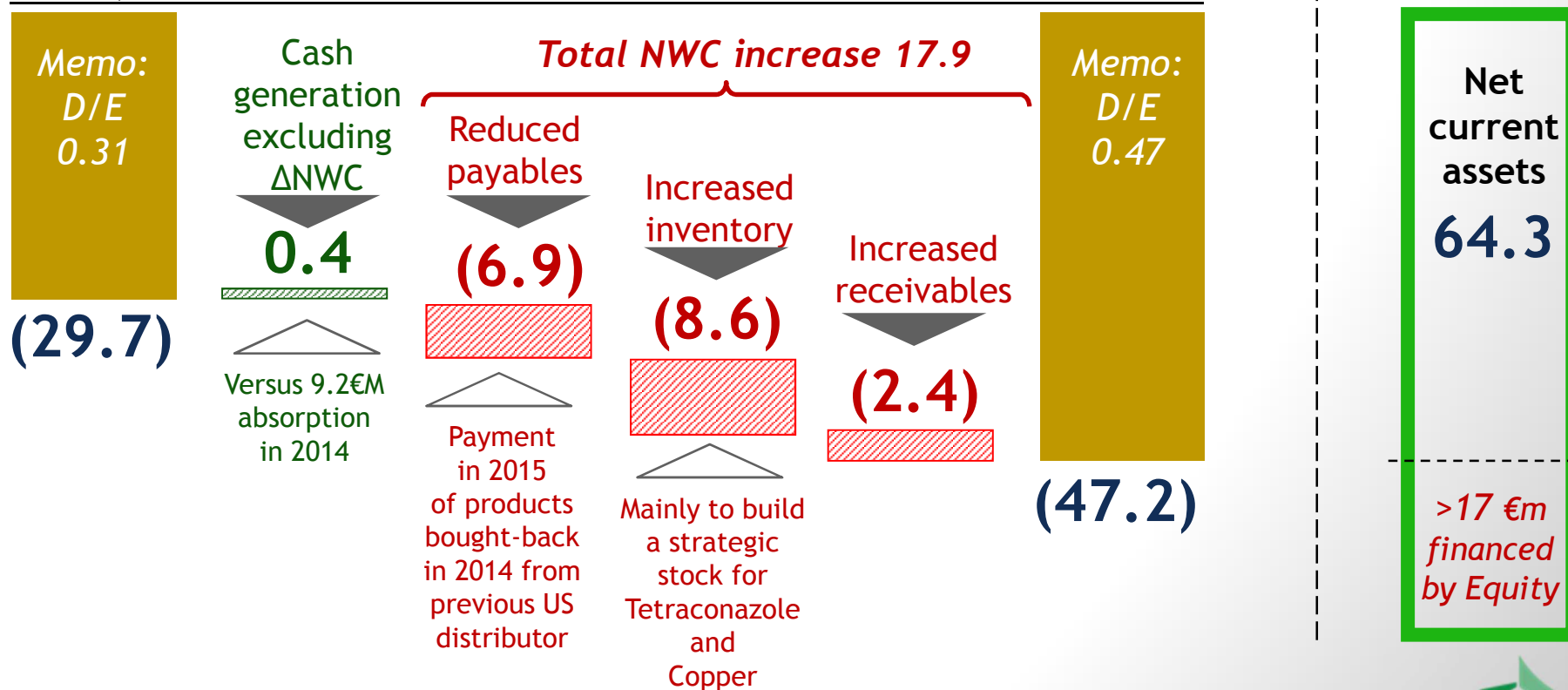
... WITH NET FINANCIAL DEBT INCREASING ONLY FOR NET WORKING CAPITAL ...

Consolidated data (€ million)

Net Fin. Debt
Dec. 31, 2014

Net Fin. Debt
Dec. 31, 2015

Memo:



(MEMO: UN-UTILIZED ISAGRO SPA'S BANKING LINES AS AT DEC. 31, 2015 >65 €M)

... AND WITH A BALANCED CASH FLOW, EXCLUDING WORKING CAPITAL

<u>Consolidated data</u> (€ million)	2015	2014⁽¹⁾	2013⁽²⁾
EBITDA	19.5	12.5	14.8
Capitalized R&D	(11.2)	(10.1)	(8.6)
Other investments	(3.6)	(4.3)	(1.8)
= Operating cash flow, excl. Δ NWC	4.7	(1.9)	4.4
Financial charges	(2.4)	(2.7)	(5.0)
Fiscal and other cash variations	(1.9)	(4.6) ⁽³⁾	(9.4) ⁽⁴⁾
= FREE CASH FLOW, excl. Δ NWC	0.4	(9.2)	(10.0)
NWC variations	(17.9)	5.3	(1.0)
= FREE CASH FLOW	(17.5)	(3.9)	(11.0)

⁽¹⁾ Excluding contribution from capital increase (~28m€)

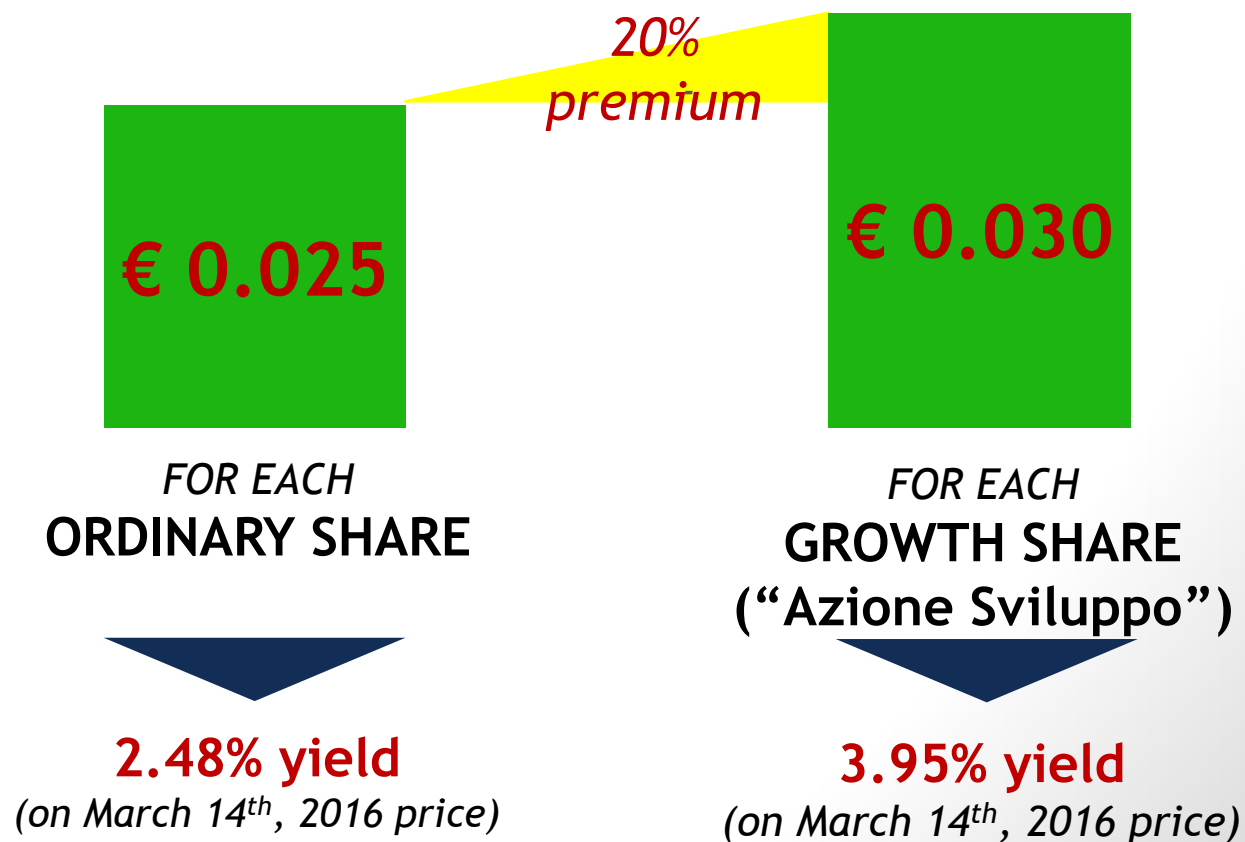
⁽²⁾ Excluding extraordinary incomes from divestments (~19m€)

⁽³⁾ Including the cash-out in 2014 of 2013 allowances for rationalizations

⁽⁴⁾ Including the non-cash part of 2013 proceeds from Licensing

BASED ON 2015 RESULTS, ISAGRO SHALL RETURN TO PAY DIVIDENDS

Board proposal to April 28th Assembly



PERSPECTIVE: IN 2016 WE AIM AT CONSOLIDATING 2015 ACHIEVEMENTS ...

The evolution of 2016 Sales

shall also depend by the normalization of climatic conditions in particular in the North American, South American, Indian and Italian markets, towards which Isagro is particularly exposed, also in light of the stocks within distribution channels at the beginning of the year

... WHILE PURSUING OUR MID-TERM TARGET OF 200 €M REVENUES

Based on our Strategic Guidelines:

1

DISCOVERY OF NEW MOLECULES AT THE BASIS OF OUR BUSINESS MODEL

2

VALUE EXTRACTION FROM OUR DISCOVERY & OTHER IP MOSTLY THROUGH AGREEMENTS WITH THIRD PARTIES

3

GROWTH IN THE BIOSOLUTIONS BUSINESS

4

OPPORTUNISTIC DEVELOPMENT OF OFF-PATENTED PRODUCTS

5

EXPANSION OF GLOBAL COMMERCIAL ORGANIZATION
(people and legal entities)

3 MESSAGES TO INVESTORS

- ▶ Current market cap (36€M) < Equity book value (100€M) < N.A.V.
- ▶ 2015 Multiples indicate stock price penalization vs. “peers”

	<u>EV/Sales</u>	<u>EV/EBITDA</u>	<u>P/E</u>
Syngenta*	2.9x	14.1x	22.4x
Recordati*	4.9x	16.2x	22.6x
ISAGRO**	0.5x	4.2x	11.3x

- ▶ On top of this, unjustified spread between Ordinary and Growth Shares (“Azioni Sviluppo”)

***Memo:** Growth Shares yield a 20% extra-dividend vs. Ordinary Shares and are automatically converted into Ordinary if the Controlling Subject loses control and in any case of compulsory public offer*

* Source: Banca IMI

**Based on stock prices as of March 14, 2016

1

FACTS & FIGURES

2

BACK-UP

RESULTS AS OF DEC. 31st, 2015

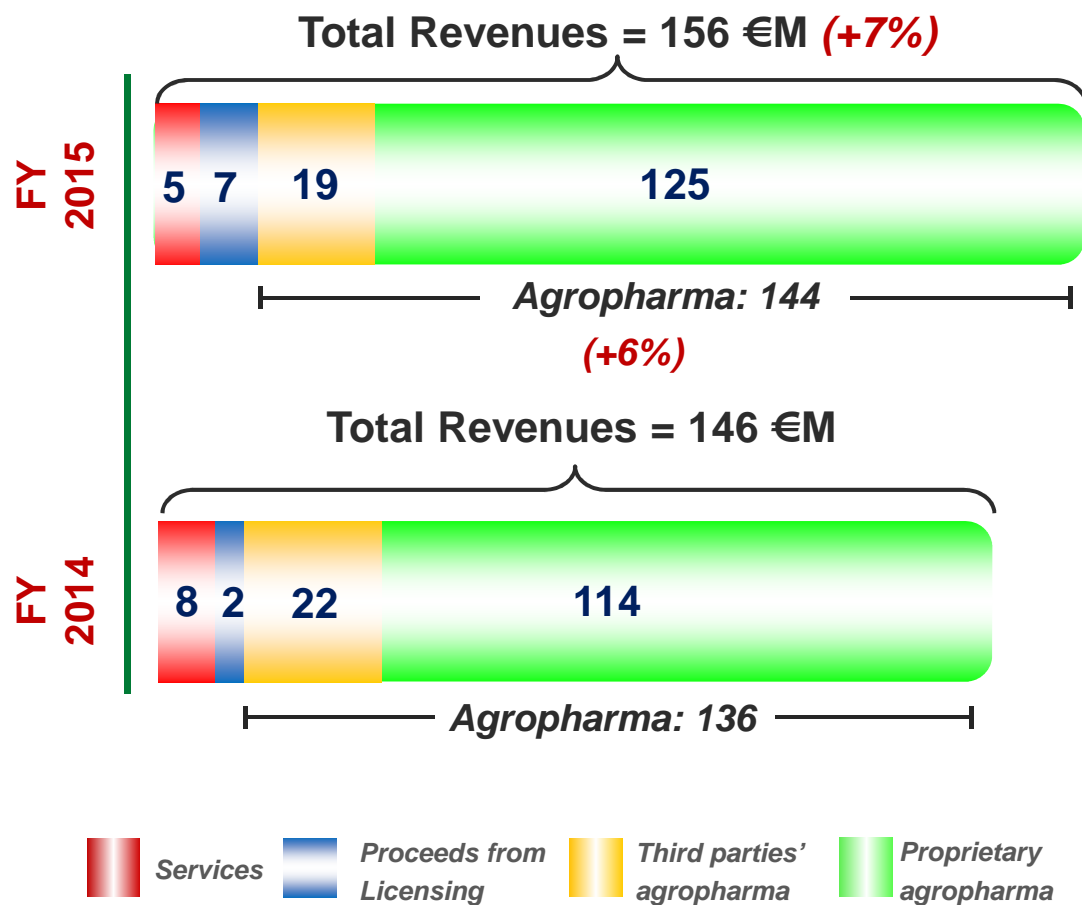
MAIN EVENTS

ISAGRO IN THE STOCK MARKET

CONSOLIDATED REVENUES

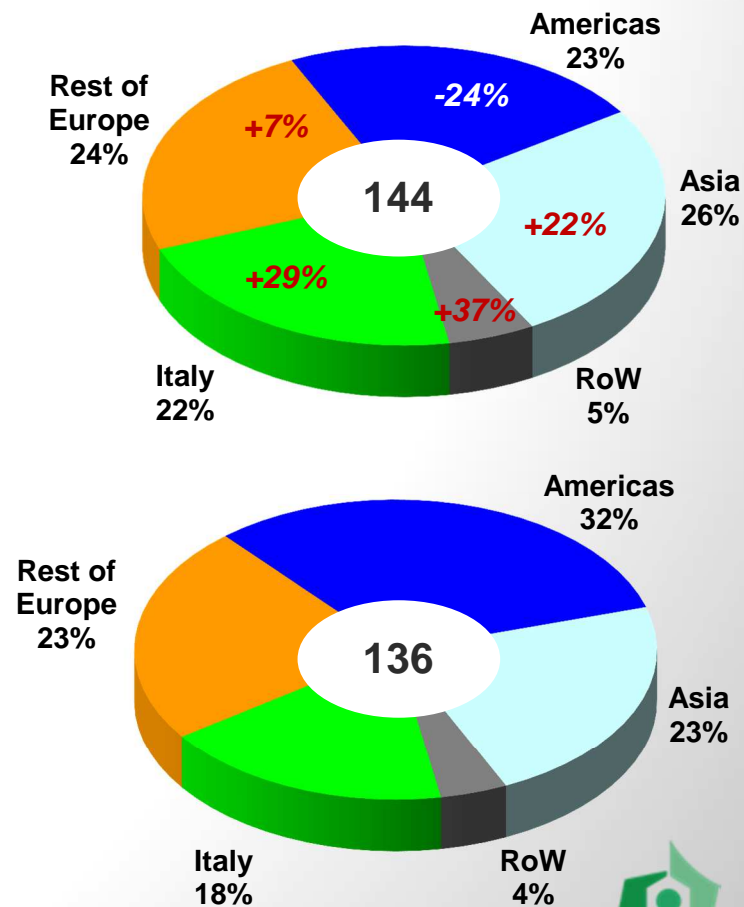
€ million

REVENUES BREAKDOWN BY PRODUCT CATEGORY



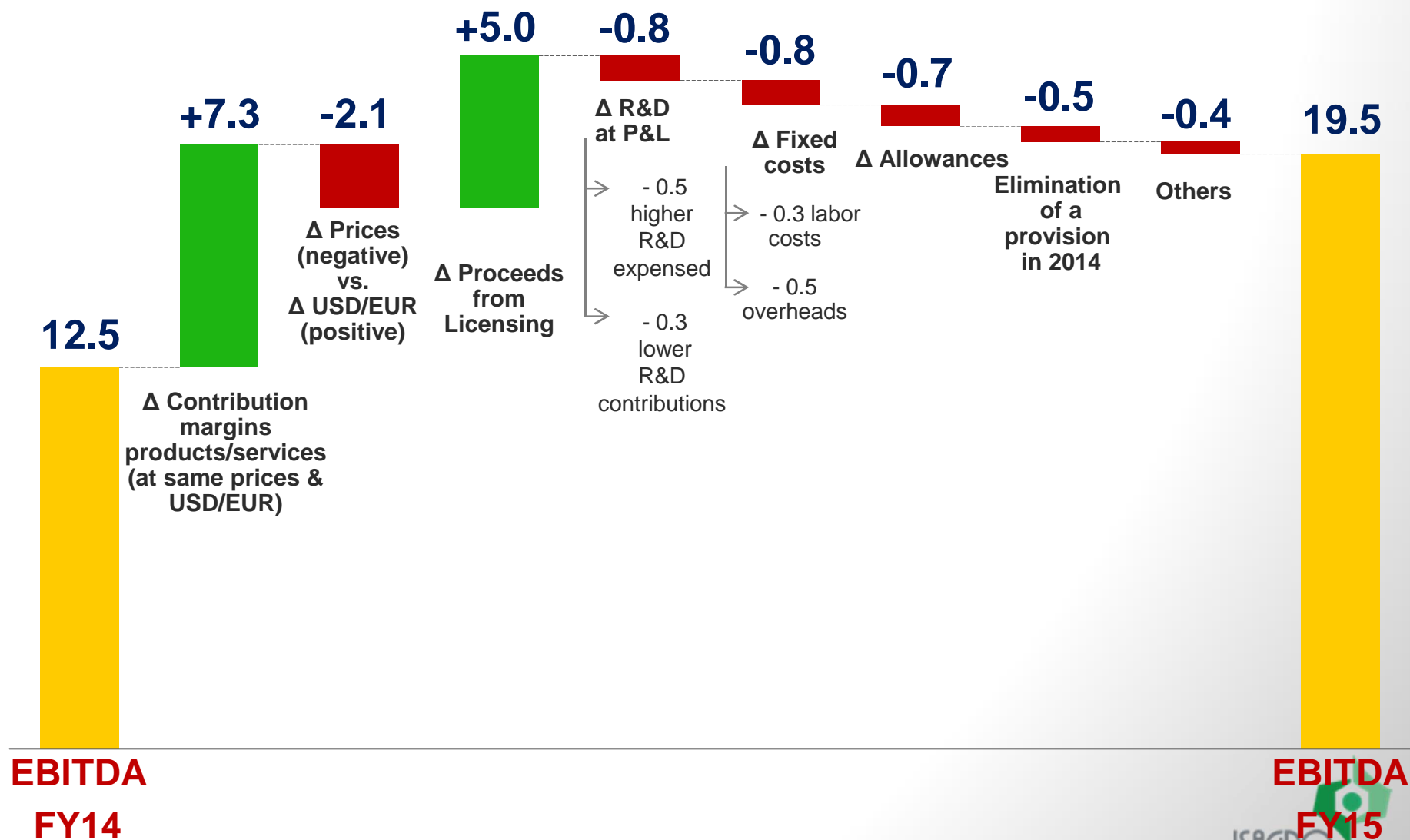
REVENUES BREAKDOWN BY REGION

(AGROPHARMA ONLY)



CHANGES IN CONSOLIDATED EBITDA

€ million





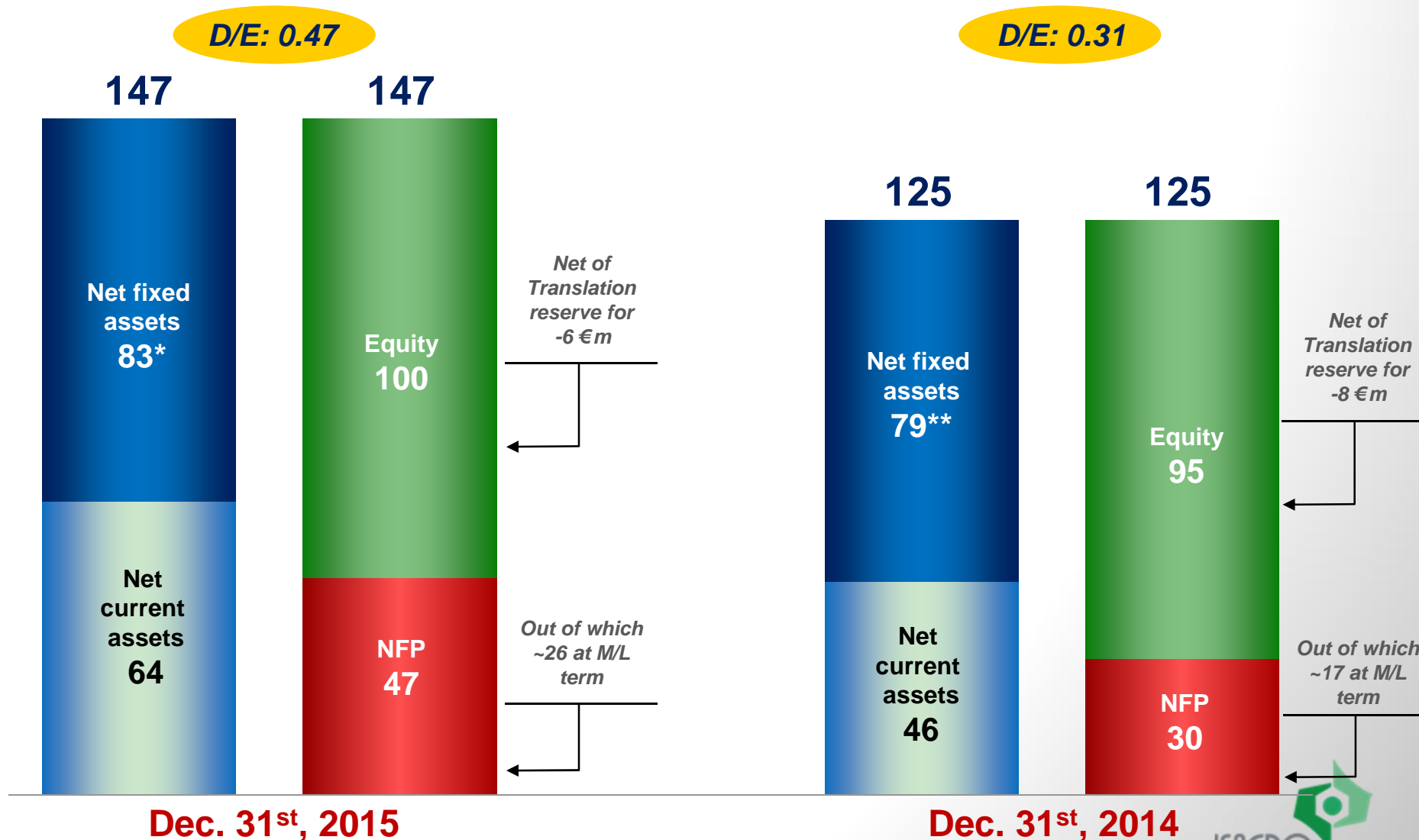
CONSOLIDATED P&L

€ million

	FY 2015	FY 2014	<i>Variances</i>	
REVENUES	156.0	145.9	+10.1	+7%
<i>Including: Proceeds from Licensing</i>	7.0	2.0		
EBITDA	19.5	12.5	+7.0	+56%
% ON REVENUES	12.5%	8.5%		
Depreciation & amortization	(9.7)	(9.0)	-0.7	
EBIT	9.8	3.5	+6.3	n/s
Financial charges	(1.1)	(2.7)	+1.7	
Gain/(loss) from hedging on copper and EUR/USD	(1.3)	0.1	-1.4	
RESULT BEFORE TAXES	7.4	0.9	+6.5	n/s
Current and deferred taxes	(4.0)	(1.8)	-2.3	
NET RESULT FROM CONTINUING OPERATIONS	3.4	(0.9)	+4.3	n/s
Net result of discontinued operations	(0.3)	-	-0.3	
NET RESULT	3.1	(0.9)	+4.0	n/s

CONSOLIDATED BALANCE SHEET

€ million



* Net of Severance Indemnity Fund for 2.9 €m
 ** Net of Severance Indemnity Fund for 3.0 €m

P&L OF OPERATING COMPANIES

€ million

ISAGRO GROUP (consolidated)		Isagro S.p.A. (Holding)	Isagro Asia (at 100%)	Isagro Colombia (at 100%)	Isagro España (at 100%)	Isagro USA (at 100%)
156.0 145.9	REVENUES <i>Memo: 2014</i>	108.7 96.0	45.7 38.8	3.9 3.6	11.3 10.3	5.5 15.9
19.5 12.5	EBITDA <i>Memo: 2014</i>	12.9 3.4	8.6 5.9	(0.2) [*] 0.3	1.0 0.8	(1.2) ^{**} 0.7
3.1 (0.9)	NET RESULT <i>Memo: 2014</i>	3.4 ^{***} (5.4)	5.5 3.8	(0.4) 0.0	0.7 0.5	(1.5) 0.5

* Includes extraordinary allowances for -0.5€m

** Due to the sales to Gowan USA at cost value of the stock bought-back in 2014 from previous distributor

*** Includes 1.2 €m of dividends and 2.0 €m of profit related to buy-back of shares from Isagro Asia. These amounts are not included in the consolidated profit.

BALANCE SHEET OF OPERATING COMPANIES

€ million

ISAGRO GROUP (consolidated)		Isagro S.p.A. (Holding)	Isagro Asia (at 100%)	Isagro Colombia (at 100%)	Isagro España (at 100%)	Isagro USA (at 100%)
64	NET CURRENT ASSETS	41.4	17.4	0.8	0.5	7.4
83	NET FIXED ASSETS*	96.1	5.2	0.3	0.0	0.2
147	NET INVESTED CAP.	137.5	22.6	1.1	0.6	7.6
125	<i>Memo: 12.31.2014</i>	122.3	19.5	0.8	0.1	4.3
	<u>FINANCED BY:</u>					
100	EQUITY	88.8	30.3	0.5	1.1	1.2
95	<i>Memo: 12.31.2014</i>	85.5	27.2	1.1	0.9	2.4
47	NFP at debt/(credit)	48.7	(7.7)	0.6	(0.5)	6.4
30	<i>Memo: 12.31.2014</i>	36.8	(7.7)	(0.2)	(0.9)	1.9

* Net of Severance Indemnity Fund

1

FACTS & FIGURES

2

BACK-UP

RESULTS AS OF DEC. 31st, 2015

MAIN EVENTS

ISAGRO IN THE STOCK MARKET

MAIN EVENTS

■ INAUGURATION OF THE NEW RESEARCH CENTER

On April 13th, 2015 Isagro S.p.A. inaugurated its own New Research Center in Novara (close to Milan HQ) in a historical area for the Italian Chemistry, the former Istituto Donegani's one, which has seen coming to light many new products. A total of 9,400 sq.m., out of which 2,250 sq.m. of laboratories, 1,370 sq.m. of greenhouse and 750 sq.m. manufacturing plant.

■ PRE-PAYMENT OF THE TRANCHE OF THE EIB LOAN GUARANTEED BY UBI AND BNL € 7.4 M outstanding value (€ 10.0 M original value)

■ ESTABLISHMENT OF ISAGRO SINGAPORE

On October 8th, 2015, the company ISAGRO SINGAPORE PTE. LTD. was established according to the trade development project of the Group in South-East Asia).

■ FINALIZATION OF TWO NEW AGREEMENTS

On December, 2015, Isagro entered into two new deals of Licensing for the indirect exploitation of its Intellectual Property, one with FMC and the other one with Sumi Agro Europe Limited, for total initial proceeds of € 7.0 M.

1
FACTS & FIGURES

2
BACK-UP

RESULTS AS OF DEC. 31st, 2015

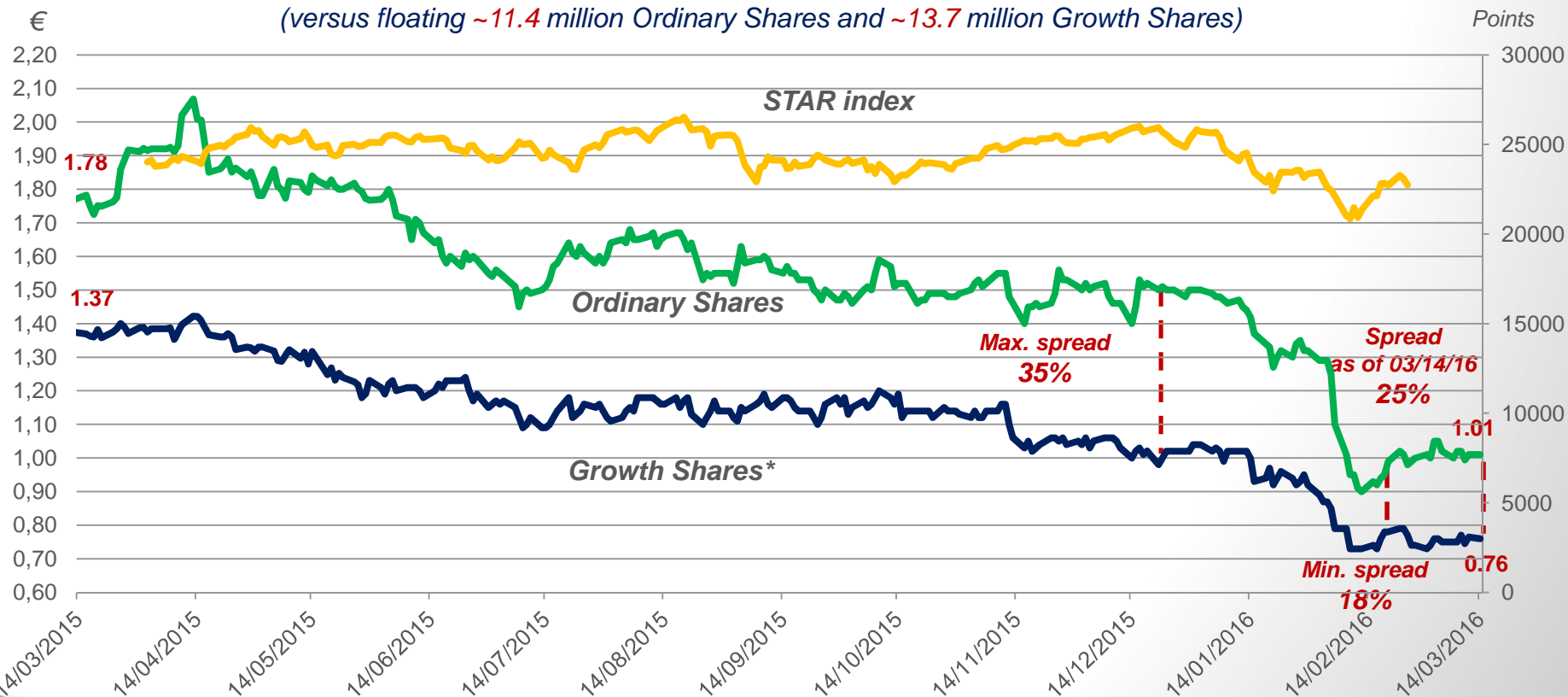
MAIN EVENTS

ISAGRO IN THE STOCK MARKET

UNJUSTIFIED SPREAD BETWEEN ORDINARY AND GROWTH SHARES

In the last 12-month period: **~10.1 million Ordinary Shares** and **~5.5 million Growth Shares** traded

(versus floating **~11.4 million Ordinary Shares** and **~13.7 million Growth Shares**)



***Growth Shares** are a new category of special shares, issuable by companies having a Controlling Subject, which against the absence of voting right:

- **grant an extra-dividend** vs. Ordinary Shares (20% in the case of Isagro);
- **are automatically converted into Ordinary shares** if the controlling Subject loses control and/or in any case of Compulsory Public Offer

MARKET CAPITALIZATION LOWER THAN BOOK VALUE

	Price as of March 14 th , 2016 <i>(Euro per share)</i>	Market Capitalization <i>(Euro/million)</i>
ORDINARY SHARES	1.01	24.8
GROWTH SHARES	0.76	10.8
MARKET CAP.		35.6
EQUITY BOOK VALUE		99.9*

Market capitalization < Book Value

* Book value of net fixed assets significantly lower than realizable market value

For information:

Ruggero Gambini

Chief Financial Officer

& IR Manager

tel. (+39) 02.40901.280

Erjola Alushaj

Financial Planner

& assistant to IR

tel. (+39) 02.40901.340



email: ir@isagro.it

www.isagro.com



«Disclaimer»

Estimates, considerations, statements and opinion, except for what referring to actual figures, are to be considered as data, estimates, considerations, statements and opinion regarding future, and have been elaborated and stated on the basis of available information and/or on the basis of those information considered the most reliable and/or the most reasonable.

Such data, estimates, considerations, statements and opinion could prove to be incomplete and/or wrong and they incorporate elements of risk of uncertainty, beyond the company control. For such reasons, actual results may prove to differ versus data, estimates, considerations, statements and opinion contained in such presentation.

Any reference to Isagro products is to be considered exclusively as general information about the group activity and is not to be intended, under any circumstances, as invitation to employ or propose the employment of such products.

Such data, estimates, considerations, statements and opinion are not to be considered as a proposal of investment, under any circumstances, in Isagro's shares.