

Assemblea Ordinaria del 14 aprile 2016


ALLEGATO LETT. G ALL'ATTO
N° 34933 DI REPERTORIO
N° 16921 DI RACCOLTA

SITUAZIONE ALL'ATTO DELLA COSTITUZIONE

Comunico che sulla base delle risultanze fornite dal sistema, in questo momento, sono presenti o regolarmente rappresentati nella sala:

- n° 73 aventi diritto al voto in proprio per n° 44.305.425 azioni e n° 424 aventi diritto al voto per delega per n° 865.464.704 azioni, per complessive n. 909.770.129 azioni, pari al 31,028150% del capitale sociale, relativamente ai quali è pervenuta la comunicazione prevista dall'art. 83 sexies del TUF.





Elenco soci titolari di azioni ordinarie, intervenuti all'assemblea tenutasi il 14/04/2016 in unica convocazione.
Il rilascio delle deleghe è avvenuto nel rispetto della norma di cui all'articolo 2372 del codice civile.

ALLEGATO LETT. H ALL'ATTO

N° 34933 DI REPERTORIO

N° 16921 DI RACCOLTA

| PRESENTI IN/PER | | | AZIONI | |
|-----------------|--------|--|------------|-------------|
| Proprio | Delega | | In proprio | Per delega |
| 1 | 0 | ACETOSI ROBERTO | 1.557 | 0 |
| 1 | 0 | ANDRENACCI PIETRO | 200 | 0 |
| 1 | 0 | ANGORI MARCO | 6.974 | 0 |
| 0 | 35 | ASSOCIAZIONE AZIONE BANCA MONTE DEI PASCHI DI SIENA IN PERSONA DI GUIDO ANTOLINI | 0 | 218.202 |
| 0 | 17 | ASSOCIAZIONE BUONGOVERNO IN PERSONA DI CAMBI MARIA ALBERTA | 0 | 32.886 |
| 1 | 0 | BAGNAI ROSSANO | 4.499 | 0 |
| 1 | 0 | BAIOCCHI MAURO | 10 | 0 |
| 1 | 0 | BALLERINI GIANCARLO <i>in cointestazione con SANFILIPPO ROSANNA</i> | 30.000 | 0 |
| 1 | 0 | BARNI MARIO | 7.741 | 0 |
| 1 | 0 | BARONTINI FRANCESCA | 2 | 0 |
| 1 | 0 | BIANCHI PAOLA CLARA | 186 | 0 |
| 1 | 0 | BIZZARRI FABIO | 2 | 0 |
| 1 | 0 | BLUEBELL PARTNERS LIMITED in persona di TARICCO MARCO | 6 | 0 |
| 1 | 0 | BLUEBELL PARTNERS LIMITED in persona di BIVONA GIUSEPPE | 6 | 0 |
| 1 | 0 | BORGIANNI LUISA | 21 | 0 |
| 1 | 0 | BRACALI LEONARDO | 711 | 0 |
| 1 | 0 | BURRINI SERGIO | 357 | 0 |
| 1 | 2 | BURRONI STEFANO | 25.045 | 1.837.790 |
| 0 | 1 | CARADONNA GIANFRANCO MARIA | 0 | 5 |
| 1 | 0 | CASSA DI MUTUA ASS. FRA IL PERSONALE DEL MONTE DEI PASCHI DI SIENA in persona di MEACCI GIANCARLO | 12.680 | 0 |
| 1 | 0 | CASTELLI STEFANIA | 1.284 | 0 |
| 1 | 0 | CELLI PAOLA | 54 | 0 |
| 0 | 1 | CERRAI SANI LUIGI | 0 | 3.000 |
| 1 | 0 | CORRADI GABRIELE | 5.500 | 0 |
| 1 | 0 | COTTINI FRANCESCO | 55 | 0 |
| 1 | 0 | CUTRERA ANNA | 120 | 0 |
| 0 | 1 | DI STEFANO STEFANO | 0 | 117.997.241 |
| 1 | 0 | ENIA SALVATORE | 1.000 | 0 |
| 1 | 0 | FALASCHI PAOLO EMILIO | 976 | 0 |
| 1 | 0 | FATTORINI SILVIO <i>in cointestazione con FATTORINI GIANFRANCO</i> | 1.683 | 0 |
| 1 | 0 | FAVARO BIAGIO | 68 | 0 |
| 1 | 0 | FERRI TIZIANA | 3 | 0 |
| 1 | 0 | FIASCHI VALENTINO | 9.965 | 0 |
| 1 | 0 | FONDAZIONE MONTE DEI PASCHI DI SIENA in persona di CLARICH MARCELLO | 43.618.300 | 0 |
| 1 | 0 | GALASSINI OMERO | 6.000 | 0 |
| 1 | 0 | GALLI CORRADO | 22 | 0 |
| 0 | 1 | GERMINARA CARMINE | 0 | 4.554 |
| 1 | 0 | GIARDI UDIO | 219 | 0 |
| 1 | 0 | GIOTTI AURO | 4.000 | 0 |
| 1 | 0 | GRAZIOLA GERARDO | 5 | 0 |
| 1 | 0 | GUERRINI IVANO | 1.025 | 0 |
| 1 | 0 | GUGLIELMI VINCENZO | 3.682 | 0 |
| 1 | 0 | INNOCENTI ROBERTO | 219 | 0 |
| 1 | 0 | IOSEFFI PIERO <i>in cointestazione con MARINI ANNA</i> | 2.021 | 0 |
| 1 | 0 | LAZZERINI ENRICO DINO | 150 | 0 |
| 1 | 0 | LAZZERONI CESARE | 131 | 0 |
| 0 | 355 | LAZZI GUIDO | 0 | 651.537.793 |

Legenda:


(i) Voto percepito tramite procedura Internet



MT

Elenco soci titolari di azioni ordinarie, intervenuti all'assemblea tenutasi il 14/04/2016 in unica convocazione.
Il rilascio delle deleghe è avvenuto nel rispetto della norma di cui all'articolo 2372 del codice civile.

| PRESENTI IN/PER | | | AZIONI | |
|--|--------|--|-------------|-------------|
| Proprio | Delega | | In proprio | Per delega |
| 1 | 0 | LIVI GIOVANNI | 9.731 | 0 |
| 1 | 0 | MANCINI GIACOMO | 4.000 | 0 |
| 1 | 0 | MARCHETTI BEATRICE <i>in cointestazione con DI BELLO TOMMASO</i> | 5 | 0 |
| 0 | 1 | MARCHI NELLO | 0 | 2.000 |
| 0 | 1 | MARMUGI RENZO | 0 | 1.239 |
| 1 | 0 | MASSONE ENRICO | 35.000 | 0 |
| 1 | 0 | MAZZEI FILIPPO | 27.185 | 0 |
| 1 | 0 | MELE PAOLO FIDEL | 2 | 0 |
| 1 | 0 | MENSINI MARIO | 3.997 | 0 |
| 1 | 0 | MONACO TIZIANA | 6 | 0 |
| 1 | 0 | MONFARDINI BRUNO | 612 | 0 |
| 1 | 0 | MONTIGIANI MAURIZIO | 1.000 | 0 |
| 1 | 0 | MORGANTINI MARINO | 1.340 | 0 |
| 1 | 0 | NALDINI LUCIANO | 4 | 0 |
| 1 | 0 | NICODEMO GIUSEPPE | 28.406 | 0 |
| 1 | 3 | PACCHIARINI MARCO | 3.600 | 2.216 |
| 1 | 0 | PENNUCCI LUCIANO | 2 | 0 |
| 1 | 0 | PERFERI FABIO | 6.000 | 0 |
| 1 | 0 | PERUZZI MARIO | 95.478 | 0 |
| 1 | 0 | PIOCHI PAOLO | 8.000 | 0 |
| 1 | 0 | PISANU PIERO | 2.000 | 0 |
| 0 | 2 | RAPPR. DESIGNATO EX ART. 135 UNDECIES TUF IN PERSONA DI ENRICO MONICELLI | 0 | 250.000 |
| 1 | 0 | RIGACCI ANTONELLA | 3 | 0 |
| 1 | 0 | ROMAGNOLI GIUSEPPE | 372 | 0 |
| 1 | 0 | ROSSETTI GIORGIO | 22 | 0 |
| 1 | 0 | ROSSI LEONARDO | 1 | 0 |
| 1 | 0 | SALVADORI FAUSTO | 1.035 | 0 |
| 0 | 1 | SAPIENZA SALVATORE | 0 | 500 |
| 1 | 1 | SEMPLICI ROMOLO | 600 | 5 |
| 1 | 0 | SESTIGIANI NORBERTO | 20 | 0 |
| 1 | 0 | SETTESOLDI FABRIZIO | 1.000 | 0 |
| 1 | 0 | SONNATI ALBERTO MARIO | 1.500 | 0 |
| 1 | 0 | TOSELLI BARBARA | 2 | 0 |
| 1 | 0 | TURRENI FRANCESCO | 10.000 | 0 |
| 0 | 1 | ULIZZI GIANLUCA | 0 | 1.199 |
| 1 | 0 | VIANI FABIO | 2.000 | 0 |
| 1 | 0 | VIGNI LAURA | 900 | 0 |
| 0 | 1 | ZICKER BRUNO | 0 | 93.576.074 |
| 1 | 0 | ZILIANI DOMENICO | 315.123 | 0 |
| 73 | 424 | Apertura Assemblea | 44.305.425 | 865.464.704 |
| TOTALE COMPLESSIVO: | | | 909.770.129 | |
| Intervenuti/allontanatisi successivamente: | | | | |
| -1 | 0 | ANGORI MARCO | -6.974 | 0 |
| 0 | 1 | ANICHINI FABIO | 0 | 400 |
| 1 | 0 | ARMENTANO FAUSTO | 7.500 | 0 |
| -1 | 0 | BALLERINI GIANCARLO <i>in cointestazione con SANFILIPPO ROSANNA</i> | -30.000 | 0 |
| -1 | 0 | BARONTINI FRANCESCA | -2 | 0 |
| -1 | 0 | BLUEBELL PARTNERS LIMITED in persona di TARICCO MARCO | -6 | 0 |



Legenda:


(i) Voto percepito tramite procedura Internet

Elenco soci titolari di azioni ordinarie, intervenuti all'assemblea tenutasi il 14/04/2016 in unica convocazione.
Il rilascio delle deleghe è avvenuto nel rispetto della norma di cui all'articolo 2372 del codice civile.

| PRESENTI IN/PER | | | AZIONI | |
|---|--------|--|-------------|-------------|
| Proprio | Delega | | In proprio | Per delega |
| -1 | 0 | CASSA DI MUTUA ASS. FRA IL PERSONALE DEL MONTE DEI in persona di MEACCI GIANCARLO | -12.680 | 0 |
| 1 | 0 | CAVALLI ALDO | 10 | 0 |
| -1 | 0 | CELLI PAOLA | -54 | 0 |
| 0 | -1 | CERRAI SANI LUIGI | 0 | -3.000 |
| 0 | 1 | CONFORTI ALESSANDRO | 0 | 1.291 |
| -1 | 0 | CORRADI GABRIELE | -5.500 | 0 |
| -1 | 0 | COTTINI FRANCESCO | -55 | 0 |
| -1 | 0 | CUTRERA ANNA | -120 | 0 |
| -1 | 0 | ENIA SALVATORE | -1.000 | 0 |
| -1 | 0 | FATTORINI SILVIO <i>in cointestazione con FATTORINI GIANFRANCO</i> | -1.683 | 0 |
| -1 | 0 | FAVARO BIAGIO | -68 | 0 |
| 1 | 0 | FIORENZANI PIER PAOLO | 200 | 0 |
| -1 | 0 | FONDAZIONE MONTE DEI PASCHI DI SIENA in persona di CLARICH MARCELLO | -43.618.300 | 0 |
| -1 | 0 | GALLI CORRADO | -22 | 0 |
| -1 | 0 | GRAZIOLA GERARDO | -5 | 0 |
| -1 | 0 | IOSEFFI PIERO <i>in cointestazione con MARINI ANNA</i> | -2.021 | 0 |
| 1 | 0 | LONGHI VLADIMIRO | 1.000 | 0 |
| 0 | -1 | MARCHI NELLO | 0 | -2.000 |
| 1 | 0 | MARTINELLI ENZO | 525 | 0 |
| -1 | 0 | MAZZEI FILIPPO | -27.185 | 0 |
| -1 | 0 | MELE PAOLO FIDEL | -2 | 0 |
| 1 | 0 | MILAZZO STEFANO | 850 | 0 |
| -1 | 0 | MONACO TIZIANA | -6 | 0 |
| -1 | 0 | MONFARDINI BRUNO | -612 | 0 |
| 1 | 0 | MUGNAINI MARCELLA | 110 | 0 |
| -1 | 0 | PENNUCCI LUCIANO | -2 | 0 |
| -1 | 0 | PERFERI FABIO | -6.000 | 0 |
| 0 | 1 | PEZZIMENTI MARIO | 0 | 10.950 |
| 1 | 0 | RICCI VIVIANO | 131 | 0 |
| -1 | 0 | RIGACCI ANTONELLA | -3 | 0 |
| -1 | 0 | ROSSETTI GIORGIO | -22 | 0 |
| -1 | 0 | ROSSI LEONARDO | -1 | 0 |
| -1 | 0 | SALVADORI FAUSTO | -1.035 | 0 |
| -1 | 0 | SETTESOLDI FABRIZIO | -1.000 | 0 |
| 0 | -1 | ULIZZI GIANLUCA | 0 | -1.199 |
| 0 | 1 | USAI DAVIDE | 0 | 43.618.300 |
| -1 | 0 | VIANI FABIO | -2.000 | 0 |
| -1 | 0 | VIGNI LAURA | -900 | 0 |
| -1 | 0 | ZILIANI DOMENICO | -315.123 | 0 |
| 51 | 425 | Bilancio di esercizio e consolidato al 31/12/2015 | 283.370 | 909.089.446 |
| TOTALE COMPLESSIVO: | | | 909.372.816 | |
| Intervenuti/allontanatisi successivamente: | | | | |
| -1 | 0 | BIZZARRI FABIO | -2 | 0 |
| -1 | 0 | FIASCHI VALENTINO | -9.965 | 0 |
| -1 | 0 | GIOTTI AURO | -4.000 | 0 |
| -1 | 0 | LIVI GIOVANNI | -9.731 | 0 |
| -1 | 0 | LONGHI VLADIMIRO | -1.000 | 0 |
| 46 | 425 | Azione di Responsabilita' | 258.672 | 909.089.446 |

Legenda:

(i) Voto percepito tramite procedura Internet



MT

Elenco soci titolari di azioni ordinarie, intervenuti all'assemblea tenutasi il 14/04/2016 in unica convocazione.
Il rilascio delle deleghe è avvenuto nel rispetto della norma di cui all'articolo 2372 del codice civile.

| PRESENTI IN/PER | | | AZIONI | |
|-----------------|--------|--|---|-------------|
| Proprio | Delega | | In proprio | Per delega |
| | | | TOTALE COMPLESSIVO: | 909.348.118 |
| | | Intervenuti/allontanatisi successivamente: | | |
| -1 | 0 | ANDRENACCI PIETRO | -200 | 0 |
| 0 | -17 | ASSOCIAZIONE BUONGOVERNO IN PERSONA DI CAMBI MARIA ALBERTA | 0 | -32.886 |
| -1 | 0 | BAGNAI ROSSANO | -4.499 | 0 |
| -1 | 0 | BAIOCCHI MAURO | -10 | 0 |
| -1 | 0 | BRACALI LEONARDO | -711 | 0 |
| -1 | 0 | CASTELLI STEFANIA | -1.284 | 0 |
| 0 | -1 | CONFORTI ALESSANDRO | 0 | -1.291 |
| -1 | 0 | GALASSINI OMERO | -6.000 | 0 |
| -1 | 0 | INNOCENTI ROBERTO | -219 | 0 |
| -1 | 0 | MANCINI GIACOMO | -4.000 | 0 |
| 0 | -1 | MARMUGI RENZO | 0 | -1.239 |
| -1 | 0 | MONTIGIANI MAURIZIO | -1.000 | 0 |
| -1 | 0 | MUGNAINI MARCELLA | -110 | 0 |
| -1 | 0 | NALDINI LUCIANO | -4 | 0 |
| -1 | -3 | PACCHIARINI MARCO | -3.600 | -2.216 |
| -1 | 0 | PERUZZI MARIO | -95.478 | 0 |
| 0 | -1 | PEZZIMENTI MARIO | 0 | -10.950 |
| -1 | 0 | PIOCHI PAOLO | -8.000 | 0 |
| -1 | 0 | PISANU PIERO | -2.000 | 0 |
| 0 | -1 | SAPIENZA SALVATORE | 0 | -500 |
| -1 | 0 | SESTIGIANI NORBERTO | -20 | 0 |
| -1 | 0 | SONNATI ALBERTO MARIO | -1.500 | 0 |
| 29 | 401 | Relazione sulla remunerazione | 130.037 | 909.040.364 |
| | | TOTALE COMPLESSIVO: | 909.170.401 | |
| | | Intervenuti/allontanatisi successivamente: | | |
| 0 | -1 | ANICHINI FABIO | 0 | -400 |
| -1 | 0 | ARMENTANO FAUSTO | -7.500 | 0 |
| -1 | 0 | BLUEBELL PARTNERS LIMITED in persona di BIVONA GIUSEPPE | -6 | 0 |
| -1 | 0 | MARTINELLI ENZO | -525 | 0 |
| -1 | 0 | ROMAGNOLI GIUSEPPE | -372 | 0 |
| 1 | 0 | TONIACCINI GIANNI | 1.145 | 0 |
| 1 | 0 | VOLPICELLA GERARDO | 98 | 0 |
| 27 | 400 | Approvazione del piano di 'Performance shares' | 122.877 | 909.039.964 |
| | | TOTALE COMPLESSIVO: | 909.162.841 | |
| | | |  | |

Legenda:

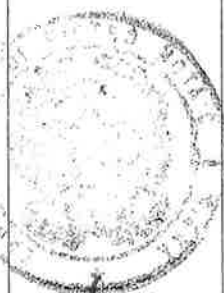
(i) Voto percepito tramite procedura Internet

25

Elenco Interventuti (Tutti ordinati alfabeticamente)

Assemblea Ordinaria

| Badge | Titolare | Tipo Rap. | Deleganti / Rappresentati legalmente | Ordinaria |
|-------|---|-----------|--------------------------------------|-------------------------|
| 1857 | ACETOSI ROBERTO | | | 1.557 0,000053% |
| 2548 | ANDRENACCI PIETRO | | | 200 0,000007% |
| 1441 | ANGORI MARCO | | | 6.974 0,000238% |
| 1481 | ANICHINI FABIO | | | 0 |
| 1 | D ANDREINI ELENA | | | 400 |
| | | | Totale azioni | 400 0,000014% |
| 1187 | ARMENTANO FAUSTO | | | 7.500 0,000256% |
| 918 | ASSOCIAZIONE AZIONE BANCA MONTE DEI PASCHI DI SIENA IN PERSONA DI GUIDO ANTOLINI | | | 0 |
| 1 | D ANTIDORMI CESIDIO | | | 60.000 |
| 3 | D ANTOLINI GUIDO | | | 50.000 |
| 20 | D BELLANTONE ROSANNA | | | 66 |
| 17 | D BELLETTI GABRIELE | | | 438 |
| 24 | D BELVEDERE ANTONIO | | | 473 |
| 30 | D BERNABO PISO TIZIANA | | | 385 |
| 15 | D BIZZARRO MARINO | | | 10 |
| 10 | D BROCCHI MAURO | | | 2.000 |
| 21 | D CASELLI TANIA | | | 200 |
| 9 | D CESARINI ALESSANDRO | | | 3 |
| 4 | D CREMONESI BARBARA | | | 3 |
| 16 | D DINI ALBINA | | | 5.420 |
| 7 | D FEDELE GIUSEPPE COSIMO | | | 70.000 |
| 18 | D FERRINI CRISTINA | | | 3 |
| 28 | D FORLETTA STEFANIA | | | 77 |
| 19 | D GANASSI LUCIANA | | | 46 |
| 26 | D GIOVANDITTI FRANCESCO | | | 7.942 |
| 32 | D GORI ANTONELLA | | | 8 |
| 5 | D GRAVANTE ANTONIO | | | 8.000 |
| 11 | D LOMBARDI LUCIA FILOMENA | | | 43 |
| 35 | D LOMBARDI MARIA LEONARDA | | | 715 |
| | <i>di cui 715 azioni Cointestazione con :GIOVANDITTI FRANCESCO;</i> | | | |
| 13 | D Malferrari Claudia | | | 2 |
| 33 | D NEGRONI STEFANIA | | | 7 |
| 25 | D NEROZZI LUCIANA | | | 4.818 |
| 14 | D ONORATO PAOLO | | | 100 |
| 34 | D PAGGI SANDRA | | | 242 |
| 12 | D PERUZZI MARCO | | | 2.000 |
| 27 | D PICCHIOTTI DAMIANO | | | 3.608 |
| 23 | D PICCIONI LAURA | | | 57 |
| 8 | D QUERCIA ANASTASIO | | | 507 |
| 31 | D SCROCCHI MAURIZIO | | | 231 |
| 6 | D SELLERI LUCA | | | 594 |
| 2 | D SPINELLI ANTONIO | | | 50 |
| 22 | D VENTURA ALESSANDRA | | | 1 |
| 29 | D ZAPPIA ELISABETTA | | | 153 |



[Handwritten signature]

nr

Elenco Intervenuti (Tutti ordinati alfabeticamente)

Assemblea Ordinaria

Badge Titolare
 Tipo Rap. Deleganti / Rappresentati legalmente Ordinaria

| | | Totale azioni | 218.202 0,007442% |
|------|--|---------------|----------------------------|
| 861 | ASSOCIAZIONE BUONGOVERNO IN PERSONA DI CAMBI MARIA ALBERTA | | 0 |
| 11 | D BERTOLDI SILVANO | | 1.700 |
| 5 | D BLACO MAURIZIO | | 1.696 |
| 2 | D BOTTAI MARINELLA | | 85 |
| 15 | D BURRINI RENATO | | 9.273 |
| 13 | D BURRINI SERGIO | | 600 |
| 1 | D CAMBI MARIA ALBERTA | | 7 |
| | <i>di cui 6 azioni Cointestazione con :CAMPANINI ANNA;</i> | | |
| 10 | D COPPI PAOLO | | 2.081 |
| 12 | D D AMICO FRANCESCA | | 44 |
| 7 | D DEL PICCOLO FLAVIANO | | 784 |
| 6 | D DONATINI GABRIELLA | | 3 |
| 17 | D FALDONI PAOLO | | 50 |
| 9 | D FALERI DANIELA | | 22 |
| 14 | D FASCINARI FABIO | | 3.000 |
| 3 | D LOSCIALE PIETRO | | 10.000 |
| 16 | D PEPI MARIO | | 3.510 |
| 8 | D SILIANI ANGELA | | 23 |
| 4 | D VENTURINI MASSIMO | | 8 |
| | Totale azioni | | 32.886 0,001122% |
| 1640 | BAGNAI ROSSANO | | 4.499 0,000153% |
| 2041 | BAIOCCHI MAURO | | 10 0,000000% |
| 2682 | BALLERINI GIANCARLO | | 30.000 0,001023% |
| | <i>di cui 30.000 azioni in Cointestazione con :SANFILIPPO ROSANNA;</i> | | |
| 841 | BARNI MARIO | | 7.741 0,000264% |
| 1354 | BARONTINI FRANCESCA | | 2 0,000000% |
| 1138 | BIANCHI PAOLA CLARA | | 186 0,000006% |
| 1725 | BIVONA GIUSEPPE | | 0 |
| 1 | R BLUEBELL PARTNERS LIMITED | | 6 0,000000% |
| | Totale azioni | | 6 0,000000% |
| 2218 | BIZZARRI FABIO | | 2 0,000000% |
| 2965 | BORGIANNI LUISA | | 21 0,000001% |
| 2031 | BRACALI LEONARDO | | 711 0,000024% |
| 2331 | BRIZZI SILVANO | | 23 0,000001% |
| 1058 | BRUNAMONTI FABIO | | 1.558 0,000053% |

Elenco Intervenuti (Tutti ordinati alfabeticamente)

Assemblea Ordinaria

| Badge | Titolare | Tipologia Rap. | Deleganti / Rappresentati legalmente | Ordinaria |
|-------|---|----------------|--------------------------------------|---------------------------------|
| 2697 | BURRINI SERGIO | | | 357 0,000012% |
| 728 | BURRONI STEFANO | | | 25.045 |
| 1 | D ALLEANZA ASSICURAZIONI S.P.A | | | 1.823.902 |
| 2 | D GENERALI ITALIA SPA | | | 13.888 |
| | | | Totale azioni | 1.862.835 0,063533% |
| 1403 | CARADONNA GIANFRANCO MARIA | | | 0 |
| 1 | D REALE DAVIDE GIORGIO | | | 5 |
| | | | Totale azioni | 5 0,000000% |
| 1228 | CASTELLI STEFANIA | | | 1.284 0,000044% |
| 579 | CAVALLI ALDO | | | 10 0,000000% |
| 826 | CELLI PAOLA | | | 54 0,000002% |
| 1743 | CERRAI SANI LUIGI | | | 0 |
| 1 | D PROFETI LUIGI | | | 3.000 |
| | | | Totale azioni | 3.000 0,000102% |
| 2230 | CIPRIANI FRANCO | | | 58 0,000002% |
| 587 | CONFORTI ALESSANDRO | | | 0 |
| 1 | D ROSSI MARIADUNIA | | | 1.291 |
| | | | Totale azioni | 1.291 0,000044% |
| 1965 | CORRADI GABRIELE | | | 5.500 0,000188% |
| 3048 | COTTINI FRANCESCO | | | 55 0,000002% |
| 3163 | CUTRERA ANNA | | | 120 0,000004% |
| 997 | DI STEFANO STEFANO | | | 0 |
| 1 | D MINISTERO DELL'ECONOMIA E DELLE FINANZE | | | 117.997.241 |
| | | | Totale azioni | 117.997.241 4,024353% |
| 2056 | DONATI MAURIZIO | | | 87 0,000003% |
| 1047 | ENIA SALVATORE | | | 1.000 0,000034% |
| 555 | FALASCHI PAOLO EMILIO | | | 976 0,000033% |
| 1367 | FATTORINI SILVIO | | | 1.683 0,000057% |
| | <i>di cui 1.683 azioni in Cointestazione con :FATTORINI GIANFRANCO;</i> | | | |
| 807 | FAVARO BIAGIO | | | 68 0,000002% |
| 1929 | FERRI TIZIANA | | | 3 0,000000% |

MT

Elenco Intervenuti (Tutti ordinati alfabeticamente)


Assemblea Ordinaria

| Badge | Titolare | Tipo Rap. | Deleganti / Rappresentati legalmente | Ordinaria |
|-------|---|-----------|--------------------------------------|---------------------------|
| 1214 | FIASCHI VALENTINO | | | 9.965 0,000340% |
| 2747 | FIorenzani PIER PAOLO | | | 200 0,000007% |
| 1106 | GALASSINI OMERO | | | 6.000 0,000205% |
| 2704 | GALLI CORRADO | | | 22 0,000001% |
| 974 | GALLUZZI REMO | | | 224 0,000008% |
| 804 | GERMINARA CARMINE | | | 0 |
| 1 | D LAFRANCESCHINA DONATO | | | 4.554 |
| | <i>di cui 4.554 azioni Cointestazione con :CHECCHINI MARILENA; LAFRANCE CINZIA;</i> | | | |
| | Totale azioni | | | 4.554 0,000155% |
| 2857 | GHIRLANDA ENRICO | | | 55 0,000002% |
| 1375 | GIARDI UDIO | | | 219 0,000007% |
| 2608 | GIOTTI AURO | | | 4.000 0,000136% |
| 2958 | GRAZIOLA GERARDO | | | 5 0,000000% |
| 1257 | GUERRINI IVANO | | | 1.025 0,000035% |
| 771 | GUERRINI STEFANO | | | 10 0,000000% |
| 1565 | GUGLIELMI VINCENZO | | | 3.682 0,000126% |
| 2963 | INNOCENTI ROBERTO | | | 219 0,000007% |
| 1247 | IOSEFFI PIERO | | | 2.021 0,000069% |
| | <i>di cui 2.021 azioni in Cointestazione con :MARINI ANNA;</i> | | | |
| 1635 | LAZZERINI ENRICO DINO | | | 150 0,000005% |
| 1218 | LAZZERONI CESARE | | | 131 0,000004% |
| 1937 | LAZZI GUIDO | | | 0 |
| 60 | D 1290 FUNDS - 1290 GLOBAL EQUITY MANAGERS FUND | | | 57.638 |
| 353 | D 1973 IRREVOCABLE TRUST OF CD WEYERHAUSER | | | 7.556 |
| 352 | D 1975 IRREVOCABLE TRUST OF CD WEYERHAUSER | | | 65.550 |
| 90 | D 5) TAUBE HODSON STONEX PAR.LTD | | | 461.928 |
| 201 | D ABBEY LIFE ASSURANCE COMPANY LIMITED | | | 572.424 |
| 274 | D ABU DHABI RETIREMENT PENSIONS AND BENEFITS FUND | | | 300.898 |
| 327 | D ALASKA PERMANENT FUND CORPORATION | | | 17.176 |
| 28 | D ALKEN FUND | | | 56.601.967 |
| 29 | D ALKEN FUND-EUROPEAN OPPORTUNITIES | | | 80.734.550 |
| 316 | D AMERICAN HEART ASSOCIATION, INC | | | 3.611 |
| 107 | D AQR DELTA SAPPHIRE FUND LP | | | 1.857 |
| 199 | D ARAB BANK FOR ECONOMIC DEVELOPMENT IN AFRICA | | | 1.652 |

Elenco Interventuti (Tutti ordinati alfabeticamente)

Assemblea Ordinaria


| Badge | Titolare | | Ordinaria |
|-------|-----------|--|------------|
| | Tipo Rap. | Deleganti / Rappresentati legalmente | |
| 19 | D | ARABELLE INVESTISSEMENTS | 40.000 |
| 110 | D | ARKWRIGHT, LLC | 25.409 |
| 105 | D | ARROWGRASS MASTER FUND LTD | 8.850 |
| 276 | D | ASSURDIX | 34.323 |
| 98 | D | AVIVA INVESTORS INTERNATIONAL INDEX TRACKING FUND | 41.310 |
| 76 | D | AVIVA LIFE & PENSIONS UK LIMITED | 32.863 |
| 77 | D | AVIVA LIFE AND PENSIONS UK LIMITED | 34.963 |
| 84 | D | AXA | 10.478.303 |
| 1 | D | AXA ASSICURAZIONI SPA | 11.981.035 |
| 86 | D | AXA ASSURANCE IARD MUTUELLE | 6.827.106 |
| 85 | D | AXA ASSURANCE VIE MUTUELLE | 8.632.404 |
| 293 | D | AXA BELGIUM | 902.891 |
| 287 | D | AXA BELGIUM AFFECT OCA VIE 97 | 11.149.688 |
| 289 | D | AXA BELGIUM AFFECTATION OCA IARD | 5.262.213 |
| 326 | D | AXA BELGIUM S.A. | 2.288 |
| 87 | D | AXA FRANCE IARD | 17.593.048 |
| 65 | D | AXA INSURANCE UK PLC | 13.772.022 |
| 70 | D | AXA KRANKENVERSICHERUNG AG | 1.988.866 |
| 4 | D | AXA LEBEN AG | 401.335 |
| 71 | D | AXA LEBENSVERSICHERUNG AG | 6.961.757 |
| 3 | D | AXA VERSICHERUNGEN AG | 3.817.902 |
| 323 | D | BANCO BILBAO VIZCAYA | 4.772.460 |
| 16 | D | BBH BOSTON CUST FOR THE ADVISORS' INNER CIRCLE FUND - CORNERSTONE ADVISORS' GLOBAL PUBLIC EQUITY FUND - PARAMETRIC PORTF | 121.772 |
| 231 | D | BEAT DRUGS FUND ASSOCIATION | 5.839 |
| 336 | D | BELL ATLANTIC MASTER TRUST | 1 |
| 172 | D | BGI MSCI EAFE SMALL CAP EQUITY INDEX FUND B | 762.804 |
| 173 | D | BGI MSCI EMU IMI INDEX FUND B | 2.452 |
| 108 | D | BLACK DIAMOND OFFSHORE LTD. C.O. UBS (CAYMAN ISLANDS) LTD | 4.718 |
| 195 | D | BLACKROCK AM DE FOR ISHARES EURO STOXX UCITS ETF (DE) | 983.469 |
| 197 | D | BLACKROCK AM DE FOR ISHARES STOXX EUROPE 600 UCITS ETF (DE) | 2.227.581 |
| 194 | D | BLACKROCK AM DE FOR ISHS EURO STOXX BANKS 30-15 UCITS ETF (DE) | 6.156.056 |
| 196 | D | BLACKROCK AM DE FOR ISHS STOXX EUROPE SMALL 200 UCITS ETF (DE) | 1.928.403 |
| 198 | D | BLACKROCK AM SCH AG OBO BIFS WORLD EX SW SMALL CAP EQ INDEX F | 166.089 |
| 45 | D | BLACKROCK INDEXED ALL-COUNTRY EQUITY FUN | 11.078 |
| 167 | D | BLACKROCK INST TRUST CO NA INV FUNDSFOR EMPLOYEE BENEFIT TR | 3.937.582 |
| 305 | D | BLACKROCK LIFE LIMITED | 4.681.820 |
| 307 | D | BLACKROCK MANAGED VOLATILITY V.I. FUND OF BLACKROCK VARIABLE SERIES FUNDS INC | 63.226 |
| 27 | D | BNP PARIBAS L1 | 1.843.756 |
| 332 | D | BNY MELLON EMPLOYEE BENEFIT COLLECTIVE INVESTMENT FUND PLAN | 93.404 |
| 296 | D | BNYMTD (UK) AS TRUSTEE OF BLACKROCK CONTINENTAL EUROPE EQUITY TRY TRACKER FUND | 94.773 |



Elenco Intervenuti (Tutti ordinati alfabeticamente)

Assemblea Ordinaria

| Badge | Titolare | Tipo Rap. | Deleganti / Rappresentati legalmente | Ordinaria |
|-------|----------|-----------|--|------------|
| 92 | D | | BRIDGEWATER EQUITY FUND LLC. | 1.174.502 |
| 322 | D | | BRUNSWICK UNIT 2 QUALIFIED NUCLEAR DECOMMISSIONING FUND | 5.970 |
| 235 | D | | BUNTING INTERNATIONAL DEVELOPED EQUITY TE LLC | 534 |
| 54 | D | | BUREAU OF LABOR FUNDS- LABOR PENSION FUND | 494.429 |
| 55 | D | | BUREAU OF LABOR FUNDS- LABOR PENSION FUND | 291.100 |
| 52 | D | | BUREAU OF LABOR FUNDS-LABOR INSURANCE FUND 10F | 529.469 |
| 53 | D | | BUREAU OF LABOR FUNDS-LABOR INSURANCE FUND 10F | 180.824 |
| 321 | D | | BURNSWICK UNIT 1 QUALIFIED NUCLEAR DECOMMISSIONING FUND | 6.321 |
| 144 | D | | CALIFORNIA PUBLIC EMPLOYEES RETIREMENT SYSTEM | 4 |
| 147 | D | | CALIFORNIA STATE TEACHERS RETIREMENT SYSTEM | 71.767 |
| 118 | D | | CALVERT RESP INX SRS, INC.-CLVRT DVD MRKTS EX-U.S. RSP IX FND | 2.074 |
| 138 | D | | CANADA PENSION PLAN INVESTMENT BOARD | 242.860 |
| 328 | D | | CASEY FAMILY PROGRAMS | 106.313 |
| 329 | D | | CCNPP, INC. MASTER DECOMM TRUSTUNIT ONE QUALIFIED FUND | 18.600 |
| 347 | D | | CF DV ACWI EX-U.S. IMI FUND | 27.818 |
| 112 | D | | CGE INVESTMENTS (NO. 2) S.A.R.L. | 43.758 |
| 310 | D | | CITW FUND, LP | 5.564 |
| 139 | D | | CITY OF NEW YORK GROUP TRUST | 709.810 |
| 72 | D | | CLASSIC GLOBAL EQUITY FUND | 46.412.336 |
| 74 | D | | CLASSIC LEVERAGED EQUITY FUND | 5.983.329 |
| 73 | D | | CLASSIC VALUE EQUITY FUND | 8.450.926 |
| 178 | D | | COLLEGE RETIREMENT EQUITIES FUND | 2.090.179 |
| 117 | D | | COMBUSTION ENGINEERING 524(G) ASBESTOS PI TRUST | 5.225 |
| 101 | D | | COMMONWEALTH BANK GROUP SUPERANNUATION | 218.851 |
| 264 | D | | COMMONWEALTH GLOBAL SHARE FUND 29 | 14.231 |
| 170 | D | | CONNECTICUT GENERAL LIFE INSURANCE COMPANY | 13.178 |
| 256 | D | | CONTINENTAL GROWTH & VALUE FUND | 113.298 |
| 224 | D | | CSAA INSURANCE EXCHANGE | 40.156 |
| 69 | D | | D.E SHAW COUNTRY GLOBAL ALPHA EXTENSION PORTFOLIOS LLC | 440.779 |
| 56 | D | | DALLAS POLICE AND FIRE PENSION SYSTEM | 511.575 |
| 68 | D | | DE SHAW VALUE ALL COUNTRY ALPHA EXTENSION FUND | 897.996 |
| 308 | D | | DEUTSCHE X-TRACKERS MSCI EMU HEDGED EQUITY ETF | 61.008 |
| 174 | D | | DEVELOPED EX-FOSSIL FUEL INDEX FUND B | 7.956 |
| 78 | D | | DONALDSON BURSTON INTL SER-THS PARTN | 270.211 |
| 109 | D | | DOUBLE BLACK DIAMOND OFFSHORE LTD. UBS (CAYMAN ISLANDS) LTD. | 81.070 |
| 58 | D | | EQ/OPPENHEIMER GLOBAL PORTFOLIO | 784.496 |
| 286 | D | | ESSOR EUROPE | 596.893 |
| 62 | D | | ETFS DIVERSIFIED-FACTOR DEVELOPED EUROPE INDEX FUND | 655 |
| 354 | D | | EURIZONCAPITAL SGR S.P.A. - EURIZON AZIONI ITALIA | 1.990.483 |
| 355 | D | | EURIZONCAPITAL SGR S.P.A. - EURIZON AZIONI PMI EUROPA | 91 |
| 41 | D | | EUROPACIFIC GROWTH FUND | 49.384.445 |
| 225 | D | | EXELON PEACH BOTTOM UNIT 1 QUALIFIED FUND | 2.595 |
| 205 | D | | FAMILY INVESTMENTS CHILD TRUST FUND | 62.920 |
| 206 | D | | FAMILY INVESTMENTS GLOBAL ICVC FAMILY BALANCED INT FUND | 63.250 |



Handwritten signature

Handwritten signature

Elenco Intervenuti (Tutti ordinati alfabeticamente)


Assemblea Ordinaria

| Badge | Titolare | Ordinaria |
|-----------|--|-----------|
| Tipo Rap. | Deleganti / Rappresentati legalmente | |
| 285 | D FCP AMUNDI HORIZON | 1 |
| 20 | D FCP BNP PARIBAS ACTIONS EUROLAND | 345.683 |
| 282 | D FCP BOURBON 1 | 500.000 |
| 279 | D FCP CARPIMKO EUROPE | 118.152 |
| 284 | D FCP CURIE INVESTISSEMENTS | 170.000 |
| 25 | D FCP ERAFP ACT EUR5 RO | 3.300.000 |
| 24 | D FCP ERAFP ACT IND11 | 789.268 |
| 283 | D FCP RSI EURO P | 270.748 |
| 22 | D FCP SAKKARAH 7 | 742 |
| 8 | D FIDELITY FUNDS SICAV | 7.686 |
| 57 | D FIDELITY INVESTMENT FUNDS -FIDELITY GLOB | 2.321 |
| 333 | D FIRE AND POLICE PENSION ASSN OFCOLORADO | 9.731 |
| 47 | D FLEXSHARES MORNINGSTAR DEVELOPED MARKETS EX-US FACTOR TILT INDEX FUND | 62.319 |
| 75 | D FONDS RESERVE RETRAITES | 2.168.292 |
| 242 | D FORD MOTOR COMPANY DEFINED BENEFIT MASTER TRUST | 101.376 |
| 251 | D FORD MOTOR COMPANY OF CANADA, LIMITED PENSION TRUST | 10.100 |
| 39 | D FQ ESSENTIAL BETA FUND LTD | 45.187 |
| 208 | D FRIENDS LIFE LIMITED | 17.231 |
| 23 | D FRR | 419.490 |
| 79 | D FTSE ALL WORLD INDEX FUND | 137.398 |
| 123 | D GAM STAR FUND PLC | 1.120.540 |
| 253 | D GARD COMMON CONTRACTUAL FUND | 78.917 |
| 233 | D GLOBAL BOND FUND | 455.817 |
| 17 | D GLOBAL X SCIENTIFIC BETA EUROPE ETF | 21.520 |
| 95 | D GOVERNMENT OF NORWAY | 2.709.552 |
| 300 | D GS TACS MARKET CONTINUOUS (INTL) LLC | 331.834 |
| 33 | D H.E.S.T. AUSTRALIA LIMITED | 4.246.803 |
| 318 | D HARRIS UNIT 1 QUALIFIED NUCLEAR DECOMMISSIONING FUND | 6.570 |
| 237 | D HASLAM FAMILY INVESTMENT PARTNERSHIP | 7.872 |
| 21 | D HENDERSON EUROPEAN ENHANCED EQ. | 57.148 |
| 141 | D HONGKONG ELECTRIC DEFINED CONTRIBUTION SCHEME | 1.963 |
| 267 | D HOSKING GLOBAL FUND PLC | 2.471.630 |
| 124 | D HOSKING PARTNERS COLLECTIVE INVESTMENT TRUST | 145.367 |
| 247 | D HRW TESTAMENTARY TRUST NO 3 | 12.722 |
| 248 | D HRW TESTAMENTARY TRUST NO. 11 | 15.956 |
| 250 | D HRW TESTAMENTARY TRUST NO. 12 | 22.112 |
| 249 | D HRW TESTAMENTARY TRUST NO. 7 | 18.773 |
| 207 | D HSBC AS TRUSTEE FOR SSGA EUROPE EX UK EQUITY TRACKER FUND | 1.474.896 |
| 82 | D HSBC BANK PLC | 44.982 |
| 83 | D HSBC ETFS PUBLIC LTD C HSBC ESI WORLDW | 108.700 |
| 81 | D HSBC EUROPEAN INDEX FUND | 517.528 |
| 18 | D HSBC GROUP HONG KONG LOCAL STAFF RETIREMENT BENEFIT SCHEME | 12.397 |
| 252 | D HSBC INTERNATIONAL EQUITY POOLED FUND | 138.273 |
| 265 | D HSBC UCITS COMMON CONTRACTUAL FUND | 13.220 |
| 176 | D IBM 401K PLUS PLAN | 458.905 |
| 278 | D IBM FRANCE | 33.000 |
| 280 | D IBM H | 90.000 |

Elenco Intervenuti (Tutti ordinati alfabeticamente)

Assemblea Ordinaria


| Badge | Titolare | Tipo Rap. | Deleganti / Rappresentati legalmente | Ordinaria |
|-------|----------|-----------|---|------------|
| 339 | D | | INDIANA PUBLIC EMPLOYEES RETIREMENT FUND | 145.201 |
| 7 | D | | ING DIRECT | 178.125 |
| 140 | D | | INTEL CORPORATION RETIREE MEDICAL PLAN TRUST | 21.900 |
| 114 | D | | INTERNATIONAL MONETARY FUND | 37.922 |
| 115 | D | | INTERNATIONAL MONETARY FUND | 38.824 |
| 297 | D | | INVESCO FUNDS | 1.541.110 |
| 299 | D | | INVESCO FUNDS SERIES 4 | 12.500.011 |
| 64 | D | | INVESCO GLOBAL SMALL CAP EQUITY POOL | 326.013 |
| 301 | D | | INVESCO PERPETUAL GLOBAL SMALLER CO. FD | 2.778.385 |
| 313 | D | | INVESTIN PRO F.M.B.A., GLOBAL EQUITIES I | 182 |
| 311 | D | | IQ 50 PERCENT HEDGED FTSE EUROPE ETF | 8.950 |
| 97 | D | | IRISH LIFE ASSURANCE | 12.776 |
| 193 | D | | ISHARES I INVESTK MIT TGV F ISHS ST. EUROPE600 BS UCITS ETF DE | 1.245.886 |
| 191 | D | | ISHARES II PUBLIC LIMITED COMPANY | 198.582 |
| 169 | D | | ISHARES INTERNATIONAL FUNDAMENTAL INDEX ETF | 133.088 |
| 166 | D | | ISHARES MSCI EAFE SMALL CAP ETF | 8.554 |
| 168 | D | | ISHARES MSCI EUROPE IMI INDEX ETF | 6.910 |
| 190 | D | | ISHARES PUBLIC LIMITED COMPANY | 6.648.995 |
| 192 | D | | ISHARES VII PLC | 3.882.419 |
| 135 | D | | JANUS ADAPTIVE GLOBAL ALLOCATION FUND | 2.045 |
| 127 | D | | JNL/OPPENHEIMER GLOBAL GROWTH FUND | 3.634.821 |
| 113 | D | | JOHN HANCOCK FUNDS II STRATEGIC EQUITY ALLOCATION FUND | 78.818 |
| 227 | D | | JTW TRUST NO. 1 UAD 9/19/02 | 442 |
| 228 | D | | JTW TRUST NO. 2 UAD 9/19/02 | 467 |
| 226 | D | | JTW TRUST NO. 3 UAD 9/19/02 | 852 |
| 243 | D | | JTW TRUST NO. 4 UAD 9/19/02 | 12.755 |
| 130 | D | | KANSAS PUBLIC EMPLOYEES RETIREMENT SYSTEM | 7.208 |
| 26 | D | | LA FRANCAISE LUX | 180.000 |
| 334 | D | | LAWRENCE LIVERMORE NATIONAL SECURITY, LLC AND LOS ALAMOS NATIONAL SECURITY, LLC DEFINED BENE | 6.285 |
| 273 | D | | LEGAL & GENERAL AUTHORISED CONTRACTUAL SCHEME | 31.694 |
| 99 | D | | LEGAL AND GENERAL ASSURANCE PENSIONS MANAGEMENT LIMITED | 1.311.573 |
| 104 | D | | LEGAL AND GENERAL COLLECTIVE INVESTMENT TRUST | 58.715 |
| 335 | D | | LOUISIANA STATE EMPLOYEES' RETIREMENT SYSTEM | 621 |
| 15 | D | | LVS II LLC | 12.504.129 |
| 210 | D | | M+G INVESTMENT FUNDS (1)- M+G EUROPEAN INDEX TRACKER FUND | 16.500 |
| 211 | D | | M+G INVESTMENT FUNDS (12)- M+G GLOBAL RECOVERY FUND | 1.745.400 |
| 213 | D | | M+G INVESTMENT FUNDS (4)- M+G EPISODE ALLOCATION FUND | 1.804.341 |
| 214 | D | | M+G INVESTMENT FUNDS (4)- M+G EPISODE GROWTH FUND | 20.876.716 |
| 209 | D | | M+G INVESTMENT FUNDS (7) - M+G EPISODE DEFENSIVE FUND | 132.528 |
| 31 | D | | MAINFIRST SICAV | 29.671.458 |
| 230 | D | | MALACHITE 35 TRUST | 153.141 |
| 200 | D | | MANAGED PENSION FUNDS LIMITED | 143.227 |
| 132 | D | | MARYLAND STATE RETIREMENT & PENSION SYSTEM | 233.937 |
| 183 | D | | MASSMUTUAL PREMIER GLOBAL FUND | 1.519.403 |



Elenco Intervenuti (Tutti ordinati alfabeticamente)

Assemblea Ordinaria

| Badge | Titolare | Tipo Rap. | Deleganti / Rappresentati legalmente | Ordinaria |
|-------|----------|-----------|---|------------|
| 134 | D | | MERCER QIF CCF | 979.240 |
| 181 | D | | MET INVESTORS SERIES TRUST- OPPENHEIMER GLOBAL EQUITY PTF | 290.149 |
| 182 | D | | METROPOLITAN SERIES FUND- MSCI EAFE INDEX PORTFOLIO | 1 |
| 89 | D | | MIF WORLD EQUITY | 136.646 |
| 303 | D | | MILLIKEN (AND) COMPANY | 6.680 |
| 291 | D | | MLC LIMITED | 11 |
| 187 | D | | MORGAN STANLEY INST F INC - ACTIVE INT ALLOCATION PTF | 8.320 |
| 189 | D | | MSCI EAFE SMALL CAP PROV INDEX SEC COMMON TR F | 643.749 |
| 268 | D | | MUNICIPAL EMPLOYEES' ANNUITY AND BENEFIT FUND OF CHICAGO | 278.571 |
| 269 | D | | NAT WEST BANK PLC AS TRUSTEE OF LEG & GEN GLOBAL EQT IND FD | 4.500 |
| 270 | D | | NAT WEST BK AS TRUSTEE OF LEGAL & GENERAL EUROPEAN INDEX TR | 1.477.688 |
| 271 | D | | NAT WEST BK PLC AS TRUSTEE OF THE LEGAL & GENERAL INT IND TR | 84.490 |
| 240 | D | | NATIONAL COUNCIL FOR SOCIAL SECURITY FUND, P.R.C | 208.857 |
| 317 | D | | NATIONAL TREASURY MANAGEMENT AGENCY (AS CONTROLLER AND MANAGER OF THE IRELAND STRATEGIC INVESTM | 432.607 |
| 51 | D | | NEW MEXICO STATE INVESTMENT COUNCIL | 94.926 |
| 241 | D | | NEW ZEALAND SUPERANNUATION FUND | 165.253 |
| 331 | D | | NEXTERA ENERGY DUANE ARNOLD LLCNQ DECOMMISSIONING TRUST | 6.882 |
| 96 | D | | NORGES BANK | 1 |
| 245 | D | | NORTHERN TRUST GLOBAL INVESTMENTS COLLECTIVE FUNDS TRUST | 1.645.569 |
| 262 | D | | NORTHERN TRUST UCITS COMMON CONTRACTUAL FUND | 600.364 |
| 137 | D | | NORTHROP GRUMMAN CORPORATION VEBA MASTER TRUST I | 17.251 |
| 349 | D | | NSP MINNESOTA PRAIRIE I RETAIL QUALIFIED TRUST | 15.592 |
| 348 | D | | NSP MONTICELLO MINNESOTA RETAIL QUALIFIED TRUST | 24.740 |
| 229 | D | | NTGI-QM COMMON DAILY ALL COUNWD EX-US INV MKT INDEX F NONLEND | 86.232 |
| 312 | D | | NUCLEAR LIABILITIES FUND LIMITED | 54.483 |
| 91 | D | | NUMERIC INVESTORS LLC | 29.000 |
| 106 | D | | NUMERIC MULTI STRATEGY MARKET NEUTRAL LEVERED OFFSHORE FUND LIMITED | 1.196 |
| 277 | D | | OFI SMART ISR | 337.241 |
| 14 | D | | OFITC GLOBAL FUND | 684.517 |
| 100 | D | | OLD WESTBURY SMALL AND MID CAP FUND. | 391.750 |
| 42 | D | | ONEPATH GLOBAL SHARES - SMALL CAP INDEX | 123.052 |
| 188 | D | | ONTARIO TEACHERS PENSION PLAN BOARD | 409.068 |
| 11 | D | | OPPENHEIMER GLOBAL ALLOCATION FUND | 761.297 |
| 38 | D | | OPPENHEIMER GLOBAL FUND | 40.538.480 |
| 61 | D | | OPPENHEIMER GLOBAL MULTI-ASSET GROWTH FUND | 30.591 |
| 37 | D | | OPPENHEIMER VARIABLE GLOBAL FUND/VA | 9.956.486 |
| 319 | D | | PACER AUTOPILOT HEDGED EUROPEAN INDEX ET | 1.687 |



Elenco Intervenuti (Tutti ordinati alfabeticamente)

Assemblea Ordinaria

| Badge | Titolare | Tipo Rap. | Deleganti / Rappresentati legalmente | Ordinaria |
|-------|----------|-----------|---|------------|
| 350 | D | | PACIFIC GAS AND ELECTRIC QUALIFIED CPUC DECOMMISSIONING TRUST | 9.000 |
| 120 | D | | PARAMETRIC INTERNATIONAL EQUITY FUND | 31.090 |
| 338 | D | | PENSION RESERVES INVESTMENT TRUST FUND | 1 |
| 315 | D | | PENSIONDANMARK PENSIONSFORSIKRINGSAKTIESELSKAB | 31.730 |
| 292 | D | | PNC BANK NA | 58.300 |
| 337 | D | | POINT BEACH UNIT 1 AND UNIT 2 NQ TRUST-ACCOUNTING MECHANISM | 558 |
| 306 | D | | POOL RE JPM REI EQUITY POOL REINSURANCE COMPANY LIMITED | 23.350 |
| 304 | D | | POWERSHARES GLOBAL FUNDS IRELAND PLC | 13.246 |
| 290 | D | | POWERSHARES GLOBAL FUNDS IRELAND PUBLIC LIMITED COMPANY | 15.155 |
| 244 | D | | PRESBYTERIAN CHURCH (USA) FOUNDATION | 7.538 |
| 59 | D | | PROSHARES HEDGED FTSE EUROPE ETF | 6.535 |
| 159 | D | | PRUDENTIAL RETIREMENT INSURANCE & ANNUITY COMPANY | 636.506 |
| 298 | D | | PS FTSE RAFI DEVEL MAR EXUS PORT | 705.544 |
| 263 | D | | PUBLIC EMPLOYEES RETIREMENT ASSOCIATION OF COLORADO | 330.827 |
| 48 | D | | PUBLIC EMPLOYEES RETIREMENT SYSTEM OF OH | 4 |
| 30 | D | | QUAESTIO INVESTMENTS | 17.803 |
| 34 | D | | QUEENSLAND LOCAL GOVERNMENT SUPERANNUATI | 53.446 |
| 281 | D | | R PHARMA DVSF | 263.175 |
| 80 | D | | REASSURE LIMITED | 97.136 |
| 266 | D | | REBUS GROUP PENSION SCHEME | 219.184 |
| 221 | D | | RETAIL EMPLOYEES SUPERANNUATION TRUST | 8.793.999 |
| 222 | D | | RETAIL EMPLOYEES SUPERANNUATION TRUST | 531.768 |
| 320 | D | | ROBINSON UNIT 2 QUALIFIED NUCLEAR DECOMMISSIONING FUND | 5.502 |
| 145 | D | | ROMAN CATHOLIC BISHOP OF SPRINGFIELD A CORPORATION SOLE | 153 |
| 295 | D | | ROTHSCHILD & CIE BANQUE BACK OFFICES | 12.816.950 |
| 88 | D | | ROTHSCHILD AND CIE GESTION | 306.020 |
| 2 | D | | ROYAL BANK OF CANADA (CHANNELL ISLANDS) LIMITED | 10.000 |
| 171 | D | | RUSSELL DEVELOPED EX-U.S. LARGE CAP INDEX FUND B | 20.207 |
| 175 | D | | RUSSELL INVESTMENT COMPANY II PLC | 476.946 |
| 129 | D | | RUSSELL INVESTMENT COMPANY IV PLC | 454.922 |
| 136 | D | | RUSSELL INVESTMENT COMPANY PLC | 1.020.660 |
| 133 | D | | RUSSELL MULTI-ASSET FACTOR EXPOSURE FUND | 85.563 |
| 13 | D | | SCHWAB FUNDAMENTAL INTER LARGE COMP IN F | 642.932 |
| 111 | D | | SCHWAB FUNDAMENTAL INTERNATIONAL LARGE COMPANY ETF | 446.227 |
| 219 | D | | SCOTTISH WIDOWS INV SOL F ICVC- FUNDAMENTAL INDEX GLB EQ F | 862.510 |
| 202 | D | | SCOTTISH WIDOWS OVERSEAS GROWTH INV F ICVC - EURO GROWTH F | 25.968 |
| 128 | D | | SEASONS SERIES TRUST INTERNATIONAL EQUITY PORTFOLIO | 48.784 |
| 238 | D | | SENTINEL INTERNATIONAL FUND | 6.190 |
| 239 | D | | SENTINEL INTERNATIONAL TRUST | 42.945 |



MT

Elenco Intervenuti (Tutti ordinati alfabeticamente)


Assemblea Ordinaria

| Badge | Titolare | | Ordinaria |
|-------|-----------|---|-----------|
| | Tipo Rap. | Deleganti / Rappresentati legalmente | |
| 351 | D | SOUTHERN CALIFORNIA EDISON NUCLEAR FACILITIES CPUC DECOMMISSIONI | 7.042 |
| 160 | D | SPDR EURO STOXX SMALL CAP ETF | 370.219 |
| 184 | D | SPDR MSCI ACWI EX-US ETF | 239.953 |
| 131 | D | SPDR MSCI ACWI IMI ETF | 5.819 |
| 185 | D | SPDR S&P WORLD (EX-US) ETF | 155.117 |
| 186 | D | SPDR S+P INTERNATIONAL FINANCIAL SECTOR ETF | 5.056 |
| 220 | D | SPDR S+P WORLD EX AUSTRALIA FUND | 9.653 |
| 161 | D | SS BK AND TRUST COMPANY INV FUNDS FOR TAXEXEMPT RETIREMENT PL | 4.748.520 |
| 163 | D | SSGA FTSE RAFI DEVELOPED 1000 INDEX NON-LENDING COMMON TR F | 227.483 |
| 272 | D | SSGA GROSS ROLL UP UNIT TRUST | 57.158 |
| 162 | D | SSGA RUSSELL FD GL EX-US INDEX NONLENDING QP COMMON TRUST FUND | 104.760 |
| 143 | D | SSGA SPDR ETFS EUROPE II PUBLIC LIMITED COMPANY | 320.436 |
| 246 | D | ST. JOSEPH HEALTH SYSTEM | 15 |
| 302 | D | STANLIB FUNDS LIMITED STANDARD BANK HOUSE | 348.753 |
| 177 | D | STATE OF ALASKA RETIREMENT AND BENEFITS PLANS | 110.561 |
| 341 | D | STATE OF WISCONSIN INVESTMENT BOARD | 69.284 |
| 342 | D | STATE OF WISCONSIN INVESTMENT BOARD | 1 |
| 164 | D | STATE STREET GLOBAL ADVISORS LUXEMBOURG SICAV | 6.523 |
| 142 | D | STATE STREET IRELAND UNIT TRUST | 12 |
| 148 | D | STATE STREET TRANSITION FUND 8 | 43.909 |
| 203 | D | STATE STREET TRUSTEES LTD ATF ABERDEEN CAPITAL TRUST | 126.871 |
| 35 | D | STATE SUPER FINANCIAL SERVICES AUSTRALIA LIMITED AS TRUSTEE FOR THE INT EQ SECT TRUST | 107.855 |
| 103 | D | STATE TEACHERS RETIREMENT SYSTEM | 65.207 |
| 232 | D | STATES OF JERSEY COMMON INVESTMENT FUND | 35.210 |
| 345 | D | STEWARDSHIP FOUNDATION | 3.775 |
| 324 | D | STG BPF VOOR HET LEVENSMID. BEDRIJF IPM | 601.205 |
| 325 | D | STG PFDS V.D. GRAFISCHE | 958.813 |
| 275 | D | STICHTING BEDRIJFST VOOR HET BEROEPSVERVOER OVER DE WEG | 29.879 |
| 258 | D | STICHTING HEINEKEN PENSIOENFONDS | 904.098 |
| 314 | D | STICHTING PENSIOENFONDS HORECA & CATERING | 191.535 |
| 261 | D | STICHTING PENSIOENFONDS VAN DE METALEKTRO (PME) | 613.598 |
| 309 | D | STICHTING PENSIOENFONDS VAN DE ABN AMRO BANK N.V. | 801.132 |
| 49 | D | STICHTING PENSIOENFONDS VOOR HUISARTSEN | 95.028 |
| 102 | D | STICHTING PGGM DEPOSITARY | 900.000 |
| 212 | D | STICHTING PHILIPS PENSIOENFONDS | 468.467 |
| 288 | D | SUBSIDIZED SCHOOLS PROVIDENT FUND | 48.741 |
| 223 | D | SUNSUPER SUPERANNUATION FUND | 6.931 |
| 46 | D | T ROWE PRICE INTERNATIONAL EQUITY INDEX | 89.972 |
| 122 | D | TAX - MANAGED INTERNATIONAL EQUITY PORTFOLIO | 26.721 |
| 146 | D | TEACHER RETIREMENT SYSTEM OF TEXAS | 12 |
| 40 | D | THE BARCLAYS BANK UK RETIREMENT FUND | 2.421.610 |
| 236 | D | THE BUNTING FAM INT DEVELOPED EQUITY LIMITED LIABILITY CO | 30.580 |
| 179 | D | THE REGENTS OF THE UNIVERSITY OF CALIFORNIA | 357.006 |
| 340 | D | THE ROCKEFELLER FOUNDATION | 105.735 |

Elenco Intervenuti (Tutti ordinati alfabeticamente)

Assemblea Ordinaria

| Badge | Titolare | Tipo Rap. | Deleganti / Rappresentati legalmente | Ordinaria |
|-------|----------|-----------|--|-----------|
| 330 | D | | THE STATE OF CONNECTICUT ACTING THROUGH ITS TREASURER | 6.759 |
| 126 | D | | THE TIFF KEYSTONE FUND, L.P. | 58.016 |
| 204 | D | | THE TRUSTEES OF CONOCOPHILLIPS PENSION PLAN | 75.650 |
| 216 | D | | THE TRUSTEES OF SAL PENSION SCHEME | 25.980 |
| 257 | D | | THE TRUSTEES OF THE BT PENSION SCHEME | 1.969.817 |
| 215 | D | | THE TRUSTEES OF THE PHILLIPS 66 UK PENSION PLAN | 13.768 |
| 116 | D | | THE WALT DISNEY COMPANY RETIREMENT PLAN MASTER TRUST | 9.183 |
| 254 | D | | THS EUROPEAN GROWTH & VALUE FUND | 104.402 |
| 255 | D | | THS INTERNATIONAL GROWTH & VALUE FUND | 3.970.308 |
| 125 | D | | TIFF INVESTMENT PROGRAM, INC - TIFF MULTI-ASSET FUND | 358.024 |
| 260 | D | | TREDJE AP-FONDEN | 1 |
| 121 | D | | UAW RETIREE MEDICAL BENEFITS TRUST | 892.403 |
| 94 | D | | UBS (CH) INSTITUTIONAL FUND - EQUITIES GLOBAL SMALL CAP PASSIVE II | 45.995 |
| 43 | D | | UBS (US) GROUP TRUST | 127.956 |
| 165 | D | | UBS ETF | 116.584 |
| 63 | D | | UBS FTSE RAFI DEVELOPED 1000 INDEX FUND | 73.362 |
| 93 | D | | UBS FUND MGT (CH) AG | 357.891 |
| 36 | D | | UBS GLOBAL ASSET MANAGEMENT LIFE LTD | 794.979 |
| 344 | D | | UMC BENEFIT BOARD, INC | 50.533 |
| 343 | D | | UPS GROUP TRUST | 191.040 |
| 119 | D | | VALIC COMPANY I - GLOBAL SOCIAL AWARENESS FUND | 1.405 |
| 180 | D | | VALIC COMPANY I - INTERNATIONAL EQUITIES FUND | 1.292 |
| 151 | D | | VANGUARD DEVEL ALL-CAP EX NORTH AMERICA EQT IND POOLED FUND | 4.254 |
| 6 | D | | VANGUARD DEVELOPED MARKETS INDEX FUND | 8.211.760 |
| 5 | D | | VANGUARD EUROPEAN STOCK INDEX FUND | 272.140 |
| 10 | D | | VANGUARD FTSE ALL-WORLD EX US INDEX FUND | 165.857 |
| 150 | D | | VANGUARD FTSE DEVELOPED ALL CAP EX NORTH AMERICA INDEX ETF | 4.919 |
| 149 | D | | VANGUARD FTSE DEVELOPED EUROPE ALL CAP INDEX ETF | 29.891 |
| 154 | D | | VANGUARD FTSE DEVELOPED EUROPE INDEX ETF | 3.891 |
| 12 | D | | VANGUARD FUNDS PLC | 383.706 |
| 44 | D | | VANGUARD INTERNATIONAL SMALL COMPANIES I | 167.951 |
| 218 | D | | VANGUARD INV F ICVC-VANGUARD FTSE DEV EUROPE EX-UK EQ INDEX F | 530.806 |
| 217 | D | | VANGUARD INV FDS ICVC-VANG FTSE DEV WOR LD EX - UK EQT IND FD | 193.881 |
| 32 | D | | VANGUARD INVESTMENT SERIES, PLC | 777.957 |
| 153 | D | | VANGUARD INVESTMENTS COMMON CONTRACTUAL FUND | 126.138 |
| 152 | D | | VANGUARD INVESTMENTS II COMMON CONTRACTUAL FUND | 41.627 |
| 50 | D | | VANGUARD TOTAL INTERNATIONAL STOCK INDEX | 7.200.453 |
| 9 | D | | VANGUARD TOTAL WORLD STOCK INDEX FUND | 472.739 |
| 294 | D | | VY OPPENHEIMER GLOBAL PORTFOLIO | 684.493 |
| 157 | D | | WASHINGTON STATE INVESTMENT BOARD | 697.776 |
| 346 | D | | WBW TRUST NUMBER ONE | 11.218 |
| 155 | D | | WELLS FARGO BK DECL OF TR EST INV FUNDS FOR EMPLOYEE BEN TR | 71.929 |



Elenco Intervenuti (Tutti ordinati alfabeticamente)

Assemblea Ordinaria

| Badge | Titolare | Tipo Rap. | Deleganti / Rappresentati legalmente | Ordinaria |
|---|----------|-----------|---|----------------------------------|
| 156 | D | | WELLS FARGOMASTER TRUST DIVERSIFIED STOCK PORTFOLIO | 17.085 |
| 66 | D | | WEST MIDLANDS METROPOLITAN AUT PENS FD | 582.824 |
| 67 | D | | WEST YORKSHIRE PENSION FUND | 25.000 |
| 259 | D | | WHEELS COMMON INVESTMENT FUND | 89.485 |
| 158 | D | | WISDOMTREE EUROPE LOCAL RECOVERY FUND | 5.305 |
| 234 | D | | WYOMING RETIREMENT SYSTEM | 37.418 |
| Totale azioni | | | | 651.537.793 22,221011% |
| 1350 | | | LIVI GIOVANNI | 9.731 0,000332% |
| 2678 | | | LOCCI LUCA | 0 |
| 1 | D | | BUONOCORE FEDERICA | 1.000 |
| Totale azioni | | | | 1.000 0,000034% |
| 2136 | | | LONGHI VLADIMIRO | 1.000 0,000034% |
| 2054 | | | LOTTI ALESSANDRO | 1 0,000000% |
| 1524 | | | MANCINI GIACOMO | 4.000 0,000136% |
| 2631 | | | MARCHETTI BEATRICE | 5 0,000000% |
| <i>di cui 5 azioni in Cointestazione con :DI BELLO TOMMASO;</i> | | | | |
| 2926 | | | MARCHI NELLO | 0 |
| 1 | D | | MARTELLACCI GIULIANO | 2.000 |
| Totale azioni | | | | 2.000 0,000068% |
| 1193 | | | MARINO ANTONIO | 17 0,000001% |
| 3053 | | | MARMUGI RENZO | 0 |
| 1 | D | | BARONTI SERGIO | 1.239 |
| Totale azioni | | | | 1.239 0,000042% |
| 2517 | | | MARTINELLI ENZO | 525 0,000018% |
| 1712 | | | MASSONE ENRICO | 35.000 0,001194% |
| 2158 | | | MAZZEI FILIPPO | 27.185 0,000927% |
| 2310 | | | MEACCI GIANCARLO | 0 |
| 1 | R | | CASSA DI MUTUA ASS. FRA IL PERSONALE DEL MONTE DEI | 12.680 |
| Totale azioni | | | | 12.680 0,000432% |
| 707 | | | MELE PAOLO FIDEL | 2 0,000000% |
| 2603 | | | MENSINI MARIO | 3.997 0,000136% |
| 3021 | | | MILAZZO STEFANO | 850 0,000029% |

Elenco Intervenuti (Tutti ordinati alfabeticamente)

Assemblea Ordinaria

| Badge | Titolare | Tipo Rap. | Deleganti / Rappresentati legalmente | Ordinaria |
|-------|--|-----------|--------------------------------------|-----------------------------|
| 1790 | MONACO TIZIANA | | | 6 0,000000% |
| 2825 | MONFARDINI BRUNO | | | 612 0,000021% |
| 1775 | MONTIGIANI MAURIZIO | | | 1.000 0,000034% |
| 895 | MORGANTINI MARINO | | | 1.340 0,000046% |
| 3046 | MUGNAINI MARCELLA | | | 110 0,000004% |
| 1158 | NALDINI LUCIANO | | | 4 0,000000% |
| 1838 | NICODEMO GIUSEPPE | | | 28.406 0,000969% |
| 1007 | ONGARO CINZIA | | | 101 0,000003% |
| 543 | PACCHIARINI MARCO | | | 3.600 |
| 2 | D ALDERIGHI DANIELA | | | 979 |
| 1 | D GIANI SIMONE | | | 737 |
| 3 | D PALATRESI EMILIO | | | 500 |
| | | | Totale azioni | 5.816 0,000198% |
| 1166 | PARRI CATERINA | | | 2 0,000000% |
| 838 | PATACCHINI SILVIA | | | 142 0,000005% |
| 2543 | PENNUCCI LUCIANO | | | 2 0,000000% |
| 3150 | PERFERI FABIO | | | 6.000 0,000205% |
| 911 | PERUZZI MARIO | | | 95.478 0,003256% |
| 1215 | PETRUCCI FABIO | | | 45 0,000002% |
| 2885 | PEZZIMENTI MARIO | | | 0 |
| 1 | D BENOCCI PAOLO | | | 10.950 |
| | | | Totale azioni | 10.950 0,000373% |
| 2684 | PIOCHI PAOLO | | | 8.000 0,000273% |
| 2984 | PISANU PIERO | | | 2.000 0,000068% |
| 1957 | RAPPR. DESIGNATO EX ART. 135 UNDECIES TUF IN PERSONA DI ENRICO MONICELLI | | | 0 |
| 1 | D FONDO GESTIELLE OBIETTIVO ITALIA DI ALETTI GESTIELLE S.G.R. | | | 150.000 |
| 2 | D GESTIELLE CEDOLA ITALY OPPORTUNITY DI ALETTI GESTIELLE SGR | | | 100.000 |
| | | | Totale azioni | 250.000 0,008526% |
| 1334 | RICCI VIVIANO | | | 131 0,000004% |

MT

Elenco Intervenuti (Tutti ordinati alfabeticamente)

Assemblea Ordinaria


| Badge | Titolare | Tipo Rap. | Deleganti / Rappresentati legalmente | Ordinaria |
|-------|--|-----------|--------------------------------------|---------------------------|
| 963 | RIGACCI ANTONELLA | | | 3 0,000000% |
| 1457 | ROMAGNOLI GIUSEPPE | | | 372 0,000013% |
| 2650 | ROSSETTI GIORGIO | | | 22 0,000001% |
| 1666 | ROSSI LEONARDO | | | 1 0,000000% |
| 2972 | SALVADORI FAUSTO | | | 1.035 0,000035% |
| 2823 | SAPIENZA SALVATORE | | | 0 |
| 1 | D TESTI SANDRA | | | 500 |
| | | | Totale azioni | 500 0,000017% |
| 2286 | SATERIALE GABRIELLA | | | 250 0,000009% |
| 1658 | SEMPLICI ROMOLO | | | 600 |
| 1 | D SANELLI OMBRETTA | | | 5 |
| | | | Totale azioni | 605 0,000021% |
| 2617 | SESTIGIANI NORBERTO | | | 20 0,000001% |
| 2280 | SETTESOLDI FABRIZIO | | | 1.000 0,000034% |
| 568 | SINATORA FERNANDO | | | 218 0,000007% |
| 1499 | SONNATI ALBERTO MARIO | | | 1.500 0,000051% |
| 1454 | SUGLIA SILVIA | | | 30 |
| 1 | D VICIANI ALESSANDRO | | | 100 |
| | | | Totale azioni | 130 0,000004% |
| 1290 | TARICCO MARCO | | | 0 |
| 1 | R BLUEBELL PARTNERS LIMITED | | | 6 |
| | | | Totale azioni | 6 0,000000% |
| 2849 | TONIACCINI GIANNI | | | 1.145 0,000039% |
| 973 | TOSELLI BARBARA | | | 2 0,000000% |
| 3108 | TRUCCHI ALICE | | | 707 0,000024% |
| 1864 | TURRENI FRANCESCO | | | 10.000 0,000341% |
| 2867 | ULIZZI GIANLUCA | | | 0 |
| 1 | D DI COLA MAURO | | | 1.199 |
| | | | Totale azioni | 1.199 0,000041% |
| 3413 | USAI DAVIDE | | | 0 |
| 1 | D FONDAZIONE MONTE DEI PASCHI DI SIENA | | | 43.618.300 |

Elenco Interventuti (Tutti ordinati alfabeticamente)

Assemblea Ordinaria

Badge Titolare
Tipo Rap. Deleganti / Rappresentati legalmente Ordinaria

| | | | | |
|------|---------------------------|--|----------------------------------|--|
| | | Totale azioni | 43.618.300 1,487623% | |
| 1590 | VIANI FABIO | | 2.000 0,000068% | |
| 2639 | VIGNI LAURA | | 900 0,000031% | |
| 2133 | VOLPICELLA GERARDO | | 98 0,000003% | |
| 939 | ZANASCHI LEONARDO | | 2.530 0,000086% | |
| 2233 | ZICKER BRUNO | | 0 | |
| 1 | D FINTECH EUROPE S.A.R.L. | | 93.576.074 | |
| | | Totale azioni | 93.576.074 3,191457% | |
| 3015 | ZILIANI DOMENICO | | 315.123 0,010747% | |
| | | Totale azioni in proprio | 692.060 | |
| | | Totale azioni in delega | 909.096.745 | |
| | | Totale azioni in rappresentanza legale | 12.692 | |
| | | TOTALE AZIONI | 909.801.497 31,029220% | |
| | | Totale azionisti in proprio | 97 | |
| | | Totale azionisti in delega | 430 | |
| | | Totale azionisti in rappresentanza legale | 3 | |
| | | TOTALE AZIONISTI | 530 | |
| | | TOTALE PERSONE INTERVENUTE | 118 | |



Legenda:

D: Delegante

R: Rappresentato legalmente

Banca Monte dei Paschi di Siena S.p.A.

Assemblea Ordinaria
in unica convocazione
* ELENCO DELEGANTI

LIBRO LETT. I ALL'ATTO

1 Delegante di ANICHINI FABIO
ANDREINI ELENA

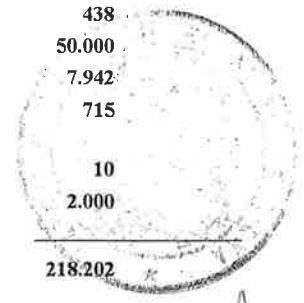
34933 DI REPERTORIO Tessera n° 1481
Azioni
16921 DI RACCOLTA 400

400

2 Deleganti di ASSOCIAZIONE AZIONE BANCA MONTE DEI PASCHI DI SIENA IN PERSONA DI GUIDO
ANTOLINI

Tessera n° 918

| | Azioni |
|--|--------|
| NEGRONI STEFANIA | 7 |
| FERRINI CRISTINA | 3 |
| GRAVANTE ANTONIO | 8.000 |
| GORI ANTONELLA | 8 |
| BERNABO PISO TIZIANA | 385 |
| PAGGI SANDRA | 242 |
| SCROCCHI MAURIZIO | 231 |
| CESARINI ALESSANDRO | 3 |
| MALFERRARI CLAUDIA | 2 |
| PICCHIOTTI DAMIANO | 3.608 |
| PERUZZI MARCO | 2.000 |
| ZAPPIA ELISABETTA | 153 |
| VENTURA ALESSANDRA | 1 |
| BELLANTONE ROSANNA | 66 |
| PICCIONI LAURA | 57 |
| BEL VEDERE ANTONIO | 473 |
| GANASSI LUCIANA | 46 |
| QUERCIA ANASTASIO | 507 |
| FORLETTA STEFANIA | 77 |
| SPINELLI ANTONIO | 50 |
| CREMONESI BARBARA | 3 |
| FEDELE GIUSEPPE COSIMO | 70.000 |
| ONORATO PAOLO | 100 |
| NEROZZI LUCIANA | 4.818 |
| DINI ALBINA | 5.420 |
| ANTIDORMI CESIDIO | 60.000 |
| CASELLI TANIA | 200 |
| SELLERI LUCA | 594 |
| LOMBARDI LUCIA FILOMENA | 43 |
| BELLETTI GABRIELE | 438 |
| ANTOLINI GUIDO | 50.000 |
| GIOVANDITTI FRANCESCO | 7.942 |
| LOMBARDI MARIA LEONARDA | 715 |
| <i>in cointestazione con GIOVANDITTI FRANCESCO</i> | |
| BIZZARRO MARINO | 10 |
| BROCCHI MAURO | 2.000 |



218.202

Numero di deleghe rappresentate dal badge: 35

3 Deleganti di ASSOCIAZIONE BUONGOVERNO IN PERSONA DI CAMBI MARIA ALBERTA


Tessera n° 861

| | Azioni |
|--------------------|--------|
| BERTOLDI SILVANO | 1.700 |
| COPPI PAOLO | 2.081 |
| FASCINARI FABIO | 3.000 |
| BURRINI RENATO | 9.273 |
| VENTURINI MASSIMO | 8 |
| BOTTAI MARINELLA | 85 |
| BURRINI SERGIO | 600 |
| D AMICO FRANCESCA | 44 |
| DONATINI GABRIELLA | 3 |
| BLACO MAURIZIO | 1.696 |
| FALERI DANIELA | 22 |
| FALDONI PAOLO | 50 |

Handwritten signature and initials.


* ELENCO DELEGANTI *

| | | |
|----|---|-------------------|
| | PEPI MARIO | 3.510 |
| | LOSCIALE PIETRO | 10.000 |
| | SILIANI ANGELA | 23 |
| | DEL PICCOLO FLAVIANO | 784 |
| | CAMBI MARIA ALBERTA | 7 |
| | <i>di cui 6 in cointestazione con CAMPANINI ANNA</i> | |
| | <hr/> Numero di deleghe rappresentate dal badge: 17 | <hr/> 32.886 |
| 4 | Deleganti di BURRONI STEFANO | Tessera n° 728 |
| | GENERALI ITALIA SPA | Azioni |
| | ALLEANZA ASSICURAZIONI S.P.A | 13.888 |
| | | 1.823.902 |
| | <hr/> Numero di deleghe rappresentate dal badge: 2 | <hr/> 1.837.790 |
| 5 | Delegante di CARADONNA GIANFRANCO MARIA | Tessera n° 1403 |
| | REALE DAVIDE GIORGIO | Azioni |
| | | 5 |
| | | <hr/> 5 |
| 6 | Delegante di CERRAI SANI LUIGI | Tessera n° 1743 |
| | PROFETI LUIGI | Azioni |
| | | 3.000 |
| | | <hr/> 3.000 |
| 7 | Delegante di CONFORTI ALESSANDRO | Tessera n° 587 |
| | ROSSI MARIADUNIA | Azioni |
| | | 1.291 |
| | | <hr/> 1.291 |
| 8 | Delegante di DI STEFANO STEFANO | Tessera n° 997 |
| | MINISTERO DELL'ECONOMIA E DELLE FINANZE | Azioni |
| | | 117.997.241 |
| | | <hr/> 117.997.241 |
| 9 | Delegante di GERMINARA CARMINE | Tessera n° 804 |
| | LAFRANCESCHINA DONATO | Azioni |
| | <i>in cointestazione con CHECCHINI MARILENA e LAFRANCESCHINA CINZIA</i> | 4.554 |
| | | <hr/> 4.554 |
| 10 | Deleganti di LAZZI GUIDO | Tessera n° 1937 |
| | GOVERNMENT OF NORWAY | Azioni |
| | AXA ASSICURAZIONI SPA | 2.709.552 |
| | BANCO BILBAO VIZCAYA | 11.981.035 |
| | TREDJE AP-FONDEN | 4.772.460 |
| | INTERNATIONAL MONETARY FUND | 1 |
| | CALIFORNIA STATE TEACHERS RETIREMENT SYSTEM | 37.922 |
| | COLLEGE RETIREMENT EQUITIES FUND | 71.767 |
| | CALIFORNIA PUBLIC EMPLOYEES RETIREMENT SYSTEM | 2.090.179 |
| | UBS GLOBAL ASSET MANAGEMENT LIFE LTD | 4 |
| | KANSAS PUBLIC EMPLOYEES RETIREMENT SYSTEM | 794.979 |
| | FORD MOTOR COMPANY DEFINED BENEFIT MASTER TRUST | 7.208 |
| | MANAGED PENSION FUNDS LIMITED | 101.376 |
| | NEW MEXICO STATE INVESTMENT COUNCIL | 143.227 |
| | | 94.926 |



* ELENCO DELEGANTI *

| | |
|---|------------|
| MARYLAND STATE RETIREMENT & PENSION SYSTEM | 233.937 |
| AXA BELGIUM S.A. | 2.288 |
| NEW ZEALAND SUPERANNUATION FUND | 165.253 |
| THE WALT DISNEY COMPANY RETIREMENT PLAN MASTER TRUST | 9.183 |
| TEACHER RETIREMENT SYSTEM OF TEXAS | 12 |
| WHEELS COMMON INVESTMENT FUND | 89.485 |
| VANGUARD EUROPEAN STOCK INDEX FUND | 272.140 |
| ARABELLE INVESTISSEMENTS | 40.000 |
| NUCLEAR LIABILITIES FUND LIMITED | 54.483 |
| H.E.S.T. AUSTRALIA LIMITED | 4.246.803 |
| THE ROCKEFELLER FOUNDATION | 105.735 |
| AXA INSURANCE UK PLC | 13.772.022 |
| HSBC EUROPEAN INDEX FUND | 517.528 |
| RETAIL EMPLOYEES SUPERANNUATION TRUST | 531.768 |
| SPDR MSCI ACWI EX-US ETF | 239.953 |
| THE REGENTS OF THE UNIVERSITY OF CALIFORNIA | 357.006 |
| SEASONS SERIES TRUST INTERNATIONAL EQUITY PORTFOLIO | 48.784 |
| CONNECTICUT GENERAL LIFE INSURANCE COMPANY | 13.178 |
| HSBC AS TRUSTEE FOR SSGA EUROPE EX UK EQUITY TRACKER FUND | 1.474.896 |
| ARAB BANK FOR ECONOMIC DEVELOPMENT IN AFRICA | 1.652 |
| ARKWRIGHT, LLC | 25.409 |
| AXA LEBENSVERSICHERUNG AG | 6.961.757 |
| WEST YORKSHIRE PENSION FUND | 25.000 |
| AXA | 10.478.303 |
| AXA FRANCE IARD | 17.593.048 |
| HARRIS UNIT 1 QUALIFIED NUCLEAR DECOMMISSIONING FUND | 6.570 |
| BRUNSWICK UNIT 2 QUALIFIED NUCLEAR DECOMMISSIONING FUND | 5.970 |
| ROBINSON UNIT 2 QUALIFIED NUCLEAR DECOMMISSIONING FUND | 5.502 |
| SPDR S+P INTERNATIONAL FINANCIAL SECTOR ETF | 5.056 |
| UBS ETF | 116.584 |
| CITY OF NEW YORK GROUP TRUST | 709.810 |
| THE BARCLAYS BANK UK RETIREMENT FUND | 2.421.610 |
| ASSURDIX | 34.323 |
| AXA VERSICHERUNGEN AG | 3.817.902 |
| VANGUARD FTSE ALL-WORLD EX US INDEX FUND | 165.857 |
| SCHWAB FUNDAMENTAL INTER LARGE COMP IN F | 642.932 |
| VANGUARD TOTAL WORLD STOCK INDEX FUND | 472.739 |
| HENDERSON EUROPEAN ENHANCED EQ. | 57.148 |
| WASHINGTON STATE INVESTMENT BOARD | 697.776 |
| RUSSELL INVESTMENT COMPANY PLC | 1.020.660 |
| GS TACS MARKET CONTINUOUS (INTL) LLC | 331.834 |
| AXA BELGIUM AFFECT OCA VIE 97 | 11.149.688 |
| STATE OF ALASKA RETIREMENT AND BENEFITS PLANS | 110.561 |
| STICHTING PENSIOENFONDS VAN DEABN AMRO BANK N.V. | 801.132 |
| NORTHROP GRUMMAN CORPORATION VEBA MASTER TRUST I | 17.251 |
| UAW RETIREE MEDICAL BENEFITS TRUST | 892.403 |
| BGI MSCI EMU IMI INDEX FUND B | 2.452 |
| AVIVA INVESTORS INTERNATIONAL INDEX TRACKING FUND | 41.310 |
| AXA BELGIUM AFFECTATION OCA IARD | 5.262.213 |
| FCP RSI EURO P | 270.748 |
| ALASKA PERMANENT FUND CORPORATION | 17.176 |
| STICHTING PHILIPS PENSIOENFONDS | 468.467 |
| WELLS FARGOMASTER TRUST DIVERSIFIED STOCK PORTFOLIO | 17.085 |
| ISHARES PUBLIC LIMITED COMPANY | 6.648.995 |
| ISHARES II PUBLIC LIMITED COMPANY | 198.582 |
| VANGUARD INVESTMENT SERIES, PLC | 777.957 |
| BLACKROCK INDEXED ALL-COUNTRY EQUITY FUN | 11.078 |
| AVIVA LIFE & PENSIONS UK LIMITED | 32.863 |
| VANGUARD TOTAL INTERNATIONAL STOCK INDEX | 7.200.453 |
| ING DIRECT | 178.125 |
| FIRE AND POLICE PENSION ASSN OFCOLORADO | 9.731 |
| NSP MONTICELLO MINNESOTA RETAILQUALIFIED TRUST | 24.740 |
| NSP MINNESOTA PRAIRIE I RETAIL QUALIFIED TRUST | 15.592 |
| PENSION RESERVES INVESTMENT TRUST FUND | 1 |
| STATE OF WISCONSIN INVESTMENT BOARD | 69.284 |




[Handwritten signature]

[Handwritten initials]

* ELENCO DELEGANTI *

| | |
|---|------------|
| AXA ASSURANCE IARD MUTUELLE | 6.827.106 |
| AXA ASSURANCE VIE MUTUELLE | 8.632.404 |
| FIDELITY FUNDS SICAV | 7.686 |
| SENTINEL INTERNATIONAL FUND | 6.190 |
| GARD COMMON CONTRACTUAL FUND | 78.917 |
| NORGES BANK | 1 |
| LEGAL AND GENERAL ASSURANCE PENSIONS MANAGEMENT LIMITED | 1.311.573 |
| MLC LIMITED | 11 |
| VANGUARD INV F ICVC-VANGUARD FTSE DEV EUROPE EX-UK EQ INDEX F | 530.806 |
| ABBAY LIFE ASSURANCE COMPANY LIMITED | 572.424 |
| SS BK AND TRUST COMPANY INV FUNDS FOR TAXEXEMPT RETIREMENT PL | 4.748.520 |
| RUSSELL DEVELOPED EX-U.S. LARGE CAP INDEX FUND B | 20.207 |
| BLACKROCK INST TRUST CO NA INV FUNDSFOR EMPLOYEE BENEFIT TR | 3.937.582 |
| AVIVA LIFE AND PENSIONS UK LIMITED | 34.963 |
| PRUDENTIAL RETIREMENT INSURANCE & ANNUITY COMPANY | 636.506 |
| RUSSELL INVESTMENT COMPANY II PLC | 476.946 |
| WYOMING RETIREMENT SYSTEM | 37.418 |
| STICHTING PENSIOENFONDS VOOR HUISARTSEN | 95.028 |
| BNY MELLON EMPLOYEE BENEFIT COLLECTIVE INVESTMENT FUND PLAN | 93.404 |
| POINT BEACH UNIT 1 AND UNIT 2 NQ TRUST-ACCOUNTING MECHANISM | 558 |
| INDIANA PUBLIC EMPLOYEES RETIREMENT FUND | 145.201 |
| ESSOR EUROPE | 596.893 |
| FCP BOURBON 1 | 500.000 |
| FCP CURIE INVESTISSEMENTS | 170.000 |
| GAM STAR FUND PLC | 1.120.540 |
| T ROWE PRICE INTERNATIONAL EQUITY INDEX | 89.972 |
| DONALDSON BURSTON INTL SER-THS PARTN | 270.211 |
| JTW TRUST NO. 3 UAD 9/19/02 | 852 |
| JTW TRUST NO. 1 UAD 9/19/02 | 442 |
| JTW TRUST NO. 4 UAD 9/19/02 | 12.755 |
| JTW TRUST NO. 2 UAD 9/19/02 | 467 |
| HRW TESTAMENTARY TRUST NO 3 | 12.722 |
| HRW TESTAMENTARY TRUST NO. 11 | 15.956 |
| HRW TESTAMENTARY TRUST NO. 7 | 18.773 |
| HRW TESTAMENTARY TRUST NO. 12 | 22.112 |
| INVESCO FUNDS | 1.541.110 |
| SUNSUPER SUPERANNUATION FUND | 6.931 |
| INVESCO PERPETUAL GLOBAL SMALLER CO. FD | 2.778.385 |
| INVESCO FUNDS SERIES 4 | 12.500.011 |
| JOHN HANCOCK FUNDS II STRATEGIC EQUITY ALLOCATION FUND | 78.818 |
| VALIC COMPANY I - GLOBAL SOCIAL AWARENESS FUND | 1.405 |
| RUSSELL INVESTMENT COMPANY IV PLC | 454.922 |
| STICHTING PGGM DEPOSITARY | 900.000 |
| CASEY FAMILY PROGRAMS | 106.313 |
| EXELON PEACH BOTTOM UNIT 1 QUALIFIED FUND | 2.595 |
| STG PFDS V.D. GRAFISCHE | 958.813 |
| BNYMTD (UK) AS TRUSTEE OF BLACKROCK CONTINENTAL EUROPE EQUITY TRY TRACKER FUND | 94.773 |
| CGE INVESTMENTS (NO. 2) S.A.R.L. | 43.758 |
| VANGUARD FUNDS PLC | 383.706 |
| BLACKROCK LIFE LIMITED | 4.681.820 |
| ROMAN CATHOLIC BISHOP OF SPRINGFIELD A CORPORATION SOLE | 153 |
| FLEXSHARES MORNINGSTAR DEVELOPED MARKETS EX-US FACTOR TILT INDEX FUND | 62.319 |
| FCP AMUNDI HORIZON | 1 |
| FCP CARPIMKO EUROPE | 118.152 |
| FCP BNP PARIBAS ACTIONS EUROLAND | 345.683 |
| BNP PARIBAS L1 | 1.843.756 |
| ST. JOSEPH HEALTH SYSTEM | 15 |
| FAMILY INVESTMENTS CHILD TRUST FUND | 62.920 |
| FAMILY INVESTMENTS GLOBAL ICVC FAMILY BALANCED INT FUND | 63.250 |
| SSGA RUSSELL FD GL EX-US INDEX NONLENDING QP COMMON TRUST FUND | 104.760 |
| IBM 401K PLUS PLAN | 458.905 |
| AXA BELGIUM | 902.891 |
| FRR | 419.490 |
| STATE SUPER FINANCIAL SERVICES AUSTRALIA LIMITED AS TRUSTEE FOR THE INT EQ SECT TRUST | 107.855 |
| NATIONAL COUNCIL FOR SOCIAL SECURITY FUND, P.R.C | 208.857 |




Handwritten signature

Handwritten initials

* ELENCO DELEGANTI *

| | |
|---|------------|
| SCOTTISH WIDOWS INV SOL F ICVC- FUNDAMENTAL INDEX GLB EQ F | 862.510 |
| SSGA FTSE RAFI DEVELOPED 1000 INDEX NON-LENDING COMMON TR F | 227.483 |
| LAWRENCE LIVERMORE NATIONAL SECURITY, LLC AND LOS ALAMOS NATIONAL SECURITY, LLC DEFINED BENE | 6.285 |
| UPS GROUP TRUST | 191.040 |
| IBM H | 90.000 |
| R PHARMA DVSF | 263.175 |
| STANLIB FUNDS LIMITED STANDARD BANK HOUSE | 348.753 |
| SCHWAB FUNDAMENTAL INTERNATIONAL LARGE COMPANY ETF | 446.227 |
| PUBLIC EMPLOYEES RETIREMENT SYSTEM OF OH | 4 |
| COMMONWEALTH GLOBAL SHARE FUND 29 | 14.231 |
| AQR DELTA SAPPHIRE FUND LP | 1.857 |
| THE STATE OF CONNECTICUT ACTINGTHROUGH ITS TREASURER | 6.759 |
| UMC BENEFIT BOARD, INC | 50.533 |
| SOUTHERN CALIFORNIA EDISON NUCLEAR FACILITIES CPUC DECOMMISSIONI | 7.042 |
| POWERSHARES GLOBAL FUNDS IRELAND PLC | 13.246 |
| NORTHERN TRUST UCITS COMMON CONTRACTUAL FUND | 600.364 |
| FCP SAKKARAH 7 | 742 |
| ALKEN FUND | 56.601.967 |
| ALKEN FUND-EUROPEAN OPPORTUNITIES | 80.734.550 |
| EUROPACIFIC GROWTH FUND | 49.384.445 |
| M+G INVESTMENT FUNDS (7)- M+G EPISODE DEFENSIVE FUND | 132.528 |
| M+G INVESTMENT FUNDS (4)- M+G EPISODE GROWTH FUND | 20.876.716 |
| ISHARES VII PLC | 3.882.419 |
| ISHARES I INVESTK MIT TGV F ISHS ST. EUROPE600 BS UCITS ETF DE | 1.245.886 |
| BLACKROCK AM DE FOR ISHARES EURO STOXX UCITS ETF (DE) | 983.469 |
| BLACKROCK AM DE FOR ISHS STOXX EUROPE SMALL 200 UCITS ETF (DE) | 1.928.403 |
| BLACKROCK AM DE FOR ISHARES STOXX EUROPE 600 UCITS ETF (DE) | 2.227.581 |
| ROTHSCHILD & CIE BANQUE BACK OFFICES | 12.816.950 |
| MAINFIRST SICAV | 29.671.458 |
| FQ ESSENTIAL BETA FUND LTD | 45.187 |
| ISHARES MSCI EUROPE IMI INDEX ETF | 6.910 |
| ROYAL BANK OF CANADA (CHANNELL ISLANDS) LIMITED | 10.000 |
| COMMONWEALTH BANK GROUP SUPERANNUATION | 218.851 |
| PNC BANK NA | 58.300 |
| MILLIKEN (AND) COMPANY | 6.680 |
| INVESTIN PRO F.M.B.A., GLOBAL EQUITIES I | 182 |
| PENSIONDANMARK PENSIONSFORSIKRINGSAKTIESELSKAB | 31.730 |
| DEUTSCHE X-TRACKERS MSCI EMU HEDGED EQUITY ETF | 61.008 |
| VANGUARD DEVELOPED MARKETS INDEX FUND | 8.211.760 |
| LVS II LLC | 12.504.129 |
| HSBC GROUP HONG KONG LOCAL STAFF RETIREMENT BENEFIT SCHEME | 12.397 |
| FCP ERAFP ACT IND11 | 789.268 |
| FCP ERAFP ACT EUR5 RO | 3.300.000 |
| FIDELITY INVESTMENT FUNDS -FIDELITY GLOB | 2.321 |
| ETF5 DIVERSIFIED-FACTOR DEVELOPED EUROPE INDEX FUND | 655 |
| FONDS RESERVE RETRAITES | 2.168.292 |
| IBM FRANCE | 33.000 |
| PACIFIC GAS AND ELECTRIC QUALIFIED CPUC DECOMMISSIONING TRUST | 9.000 |
| SPDR S+P WORLD EX AUSTRALIA FUND | 9.653 |
| COMBUSTION ENGINEERING 524(G) ASBESTOS PI TRUST | 5.225 |
| PARAMETRIC INTERNATIONAL EQUITY FUND | 31.090 |
| M+G INVESTMENT FUNDS (1)- M+G EUROPEAN INDEX TRACKER FUND | 16.500 |
| SPDR MSCI ACWI IMI ETF | 5.819 |
| M+G INVESTMENT FUNDS (4)- M+G EPISODE ALLOCATION FUND | 1.804.341 |
| INTEL CORPORATION RETIREE MEDICAL PLAN TRUST | 21.900 |
| HONGKONG ELECTRIC DEFINED CONTRIBUTION SCHEME | 1.963 |
| SSGA SPDR ETF5 EUROPE II PUBLIC LIMITED COMPANY | 320.436 |
| VANGUARD FTSE DEVELOPED EUROPE INDEX ETF | 3.891 |
| VANGUARD INVESTMENTS COMMON CONTRACTUAL FUND | 126.138 |
| SPDR EURO STOXX SMALL CAP ETF | 370.219 |
| STATE STREET GLOBAL ADVISORS LUXEMBOURG SICAV | 6.523 |
| DEVELOPED EX-FOSSIL FUEL INDEX FUND B | 7.956 |
| SPDR S&P WORLD (EX-US) ETF | 155.117 |
| ONTARIO TEACHERS PENSION PLAN BOARD | 409.068 |
| SCOTTISH WIDOWS OVERSEAS GROWTH INV F ICVC - EURO GROWTH F | 25.968 |




Handwritten signature or initials.

Handwritten signature or initials.

* ELENCO DELEGANTI *

| | |
|--|------------|
| STATE STREET TRUSTEES LTD ATF ABERDEEN CAPITAL TRUST | 126.871 |
| BLACKROCK AM DE FOR ISHS EURO STOXX BANKS 30-15 UCITS ETF (DE) | 6.156.056 |
| PRESBYTERIAN CHURCH (USA) FOUNDATION | 7.538 |
| NTGI-QM COMMON DAILY ALL COUNWD EX-US INV MKT INDEX F NONLEND | 86.232 |
| CONTINENTAL GROWTH & VALUE FUND | 113.298 |
| STATES OF JERSEY COMMON INVESTMENT FUND | 35.210 |
| GLOBAL BOND FUND | 455.817 |
| BUNTING INTERNATIONAL DEVELOPED EQUITY TE LLC | 534 |
| HASLAM FAMILY INVESTMENT PARTNERSHIP | 7.872 |
| NORTHERN TRUST GLOBAL INVESTMENTS COLLECTIVE FUNDS TRUST | 1.645.569 |
| FORD MOTOR COMPANY OF CANADA, LIMITED PENSION TRUST | 10.100 |
| NAT WEST BK AS TRUSTEE OF LEGAL & GENERAL EUROPEAN INDEX TR | 1.477.688 |
| NAT WEST BK PLC AS TRUSTEE OF THE LEGAL & GENERAL INT IND TR | 84.490 |
| THS EUROPEAN GROWTH & VALUE FUND | 104.402 |
| THS INTERNATIONAL GROWTH & VALUE FUND | 3.970.308 |
| STICHTING HEINEKEN PENSIOENFONDS | 904.098 |
| STICHTING PENSIOENFONDS VAN DE METALEKTRO (PME) | 613.598 |
| PUBLIC EMPLOYEES RETIREMENT ASSOCIATION OF COLORADO | 330.827 |
| REBUS GROUP PENSION SCHEME | 219.184 |
| HOSKING GLOBAL FUND PLC | 2.471.630 |
| ABU DHABI RETIREMENT PENSIONS AND BENEFITS FUND | 300.898 |
| STICHTING BEDRIJFST VOOR HET BEROEPSVERVOER OVER DE WEG | 29.879 |
| REASSURE LIMITED | 97.136 |
| ARROWGRASS MASTER FUND LTD | 8.850 |
| LEGAL AND GENERAL COLLECTIVE INVESTMENT TRUST | 58.715 |
| OPPENHEIMER GLOBAL ALLOCATION FUND | 761.297 |
| BUREAU OF LABOR FUNDS- LABOR PENSION FUND | 494.429 |
| OPPENHEIMER VARIABLE GLOBAL FUND/VA | 9.956.486 |
| OPPENHEIMER GLOBAL FUND | 40.538.480 |
| UBS (US) GROUP TRUST | 127.956 |
| DALLAS POLICE AND FIRE PENSION SYSTEM | 511.575 |
| EQ/OPPENHEIMER GLOBAL PORTFOLIO | 784.496 |
| 1290 FUNDS - 1290 GLOBAL EQUITY MANAGERS FUND | 57.638 |
| OPPENHEIMER GLOBAL MULTI-ASSET GROWTH FUND | 30.591 |
| UBS FTSE RAFI DEVELOPED 1000 INDEX FUND | 73.362 |
| HSBC ETFS PUBLIC LTD C HSBC ESI WORLDW | 108.700 |
| NEXTERA ENERGY DUANE ARNOLD LLCNQ DECOMMISSIONING TRUST | 6.882 |
| STG BPF VOOR HET LEVENSMID. BEDRIJF IPM | 601.205 |
| VY OPPENHEIMER GLOBAL PORTFOLIO | 684.493 |
| IQ 50 PERCENT HEDGED FTSE EUROPE ETF | 8.950 |
| AMERICAN HEART ASSOCIATION, INC | 3.611 |
| THE TRUSTEES OF THE BT PENSION SCHEME | 1.969.817 |
| SSGA GROSS ROLL UP UNIT TRUST | 57.158 |
| BEAT DRUGS FUND ASSOCIATION | 5.839 |
| THE BUNTING FAM INT DEVELOPED EQUITY LIMITED LIABILITY CO | 30.580 |
| HSBC INTERNATIONAL EQUITY POOLED FUND | 138.273 |
| HSBC UCITS COMMON CONTRACTUAL FUND | 13.220 |
| HOSKING PARTNERS COLLECTIVE INVESTMENT TRUST | 145.367 |
| TIFF INVESTMENT PROGRAM, INC - TIFF MULTI-ASSET FUND | 358.024 |
| THE TIFF KEYSTONE FUND, L.P. | 58.016 |
| RUSSELL MULTI-ASSET FACTOR EXPOSURE FUND | 85.563 |
| JANUS ADAPTIVE GLOBAL ALLOCATION FUND | 2.045 |
| THE TRUSTEES OF THE PHILLIPS 66 UK PENSION PLAN | 13.768 |
| THE TRUSTEES OF SAL PENSION SCHEME | 25.980 |
| WELLS FARGO BK DECL OF TR EST INV FUNDS FOR EMPLOYEE BEN TR | 71.929 |
| MASSMUTUAL PREMIER GLOBAL FUND | 1.519.403 |
| MORGAN STANLEY INST F INC - ACTIVE INT ALLOCATION PTF | 8.320 |
| OFI SMART ISR | 337.241 |
| NUMERIC INVESTORS LLC | 29.000 |
| BRIDGEWATER EQUITY FUND LLC. | 1.174.502 |
| UBS FUND MGT (CH) AG | 357.891 |
| UBS (CH) INSTITUTIONAL FUND - EQUITIES GLOBAL SMALL CAP PASSIVE II | 45.995 |
| IRISH LIFE ASSURANCE | 12.776 |
| OLD WESTBURY SMALL AND MID CAP FUND. | 391.750 |
| STATE TEACHERS RETIREMENT SYSTEM | 65.207 |




[Handwritten signature]

[Handwritten initials]

* ELENCO DELEGANTI *

| | |
|--|-----------|
| NUMERIC MULTI STRATEGY MARKET NEUTRAL LEVERED OFFSHORE FUND LIMITED | 1.196 |
| BLACK DIAMOND OFFSHORE LTD. C.O. UBS (CAYMAN ISLANDS) LTD | 4.718 |
| DOUBLE BLACK DIAMOND OFFSHORE LTD. UBS (CAYMAN ISLANDS) LTD. | 81.070 |
| SUBSIDIZED SCHOOLS PROVIDENT FUND | 48.741 |
| POWERSHARES GLOBAL FUNDS IRELAND PUBLIC LIMITED COMPANY | 15.155 |
| PS FTSE RAFI DEVEL MAR EXUS PORT | 705.544 |
| POOL RE JPM REI EQUITY POOL REINSURANCE COMPANY LIMITED | 23.350 |
| BLACKROCK MANAGED VOLATILITY V.I. FUND OF BLACKROCK VARIABLE SERIES FUNDS INC | 63.226 |
| CITW FUND, LP | 5.564 |
| STICHTING PENSIOENFONDS HORECA & CATERING | 191.535 |
| NATIONAL TREASURY MANAGEMENT AGENCY (AS CONTROLLER AND MANAGER OF THE IRELAND STRATEGIC INVESTM | 432.607 |
| PACER AUTOPILOT HEDGED EUROPEANINDEX ET | 1.687 |
| BURNSWICK UNIT 1 QUALIFIED NUCLEAR DECOMMISSIONING FUND | 6.321 |
| CCNPP, INC. MASTER DECOMM TRUST UNIT ONE QUALIFIED FUND | 18.600 |
| LOUISIANA STATE EMPLOYEES' RETIREMENT SYSTEM | 621 |
| BELL ATLANTIC MASTER TRUST | 1 |
| STEWARDSHIP FOUNDATION | 3.775 |
| WBW TRUST NUMBER ONE | 11.218 |
| CF DV ACWI EX-U.S. IMI FUND | 27.818 |
| 1975 IRREVOCABLE TRUST OF CD WEYERHAUSER | 65.550 |
| 1973 IRREVOCABLE TRUST OF CD WEYERHAUSER | 7.556 |
| CSAA INSURANCE EXCHANGE | 40.156 |
| MALACHITE 35 TRUST | 153.141 |
| SENTINEL INTERNATIONAL TRUST | 42.945 |
| MUNICIPAL EMPLOYEES' ANNUITY AND BENEFIT FUND OF CHICAGO | 278.571 |
| NAT WEST BANK PLC AS TRUSTEE OF LEG & GEN GLOBAL EQT IND FD | 4.500 |
| LEGAL & GENERAL AUTHORISED CONTRACTUAL SCHEME | 31.694 |
| CALVERT RESP INX SRS, INC.-CLVRT DVD MRKTS EX-U.S. RSP IX FND | 2.074 |
| TAX - MANAGED INTERNATIONAL EQUITY PORTFOLIO | 26.721 |
| JNL/OPPENHEIMER GLOBAL GROWTH FUND | 3.634.821 |
| MERCER QIF CCF | 979.240 |
| CANADA PENSION PLAN INVESTMENT BOARD | 242.860 |
| STATE STREET IRELAND UNIT TRUST | 12 |
| STATE STREET TRANSITION FUND 8 | 43.909 |
| VANGUARD FTSE DEVELOPED EUROPE ALL CAP INDEX ETF | 29.891 |
| VANGUARD FTSE DEVELOPED ALL CAP EX NORTH AMERICA INDEX ETF | 4.919 |
| VANGUARD DEVEL ALL-CAP EX NORTH AMERICA EQT IND POOLED FUND | 4.254 |
| VANGUARD INVESTMENTS II COMMON CONTRACTUAL FUND | 41.627 |
| WISDOMTREE EUROPE LOCAL RECOVERY FUND | 5.305 |
| ISHARES MSCI EAFE SMALL CAP ETF | 8.554 |
| ISHARES INTERNATIONAL FUNDAMENTAL INDEX ETF | 133.088 |
| BGI MSCI EAFE SMALL CAP EQUITY INDEX FUND B | 762.804 |
| VALIC COMPANY I - INTERNATIONAL EQUITIES FUND | 1.292 |
| MET INVESTORS SERIES TRUST- OPPENHEIMER GLOBAL EQUITY PTF | 290.149 |
| METROPOLITAN SERIES FUND- MSCI EAFE INDEX PORTFOLIO | 1 |
| MSCI EAFE SMALL CAP PROV INDEX SEC COMMON TR F | 643.749 |
| BLACKROCK AM SCH AG OBO BIFS WORLD EX SW SMALL CAP EQ INDEX F | 166.089 |
| THE TRUSTEES OF CONOCOPHILLIPS PENSION PLAN | 75.650 |
| FRIENDS LIFE LIMITED | 17.231 |
| M+G INVESTMENT FUNDS (12)- M+G GLOBAL RECOVERY FUND | 1.745.400 |
| VANGUARD INV FDS ICVC-VANG FTSE DEV WOR LD EX - UK EQT IND FD | 193.881 |
| ROTHSCHILD AND CIE GESTION | 306.020 |
| MIF WORLD EQUITY | 136.646 |
| 5) TAUBE HODSON STONEX PAR.LTD | 461.928 |
| AXA LEBEN AG | 401.335 |
| OFITC GLOBAL FUND | 684.517 |
| BBH BOSTON CUST FOR THE ADVISORS' INNER CIRCLE FUND - CORNERSTONE ADVISORS' GLOBAL PUBLIC EQUITY FUND - PARAMETRIC PORTF | 121.772 |
| GLOBAL X SCIENTIFIC BETA EUROPE ETF | 21.520 |
| LA FRANCAISE LUX | 180.000 |
| QUAESTIO INVESTMENTS | 17.803 |
| QUEENSLAND LOCAL GOVERNMENT SUPERANNUATI | 53.446 |
| ONEPATH GLOBAL SHARES - SMALL CAP INDEX | 123.052 |
| VANGUARD INTERNATIONAL SMALL COMPANIES I | 167.951 |
| BUREAU OF LABOR FUNDS-LABOR INSURANCE FUND 10F | 529.469 |



* ELENCO DELEGANTI *

| | |
|--|------------|
| PROSHARES HEDGED FTSE EUROPE ETF | 6.535 |
| INVESCO GLOBAL SMALL CAP EQUITY POOL | 326.013 |
| WEST MIDLANDS METROPOLITAN AUT PENS FD | 582.824 |
| DE SHAW VALUE ALL COUNTRY ALPHA EXTENSION FUND | 897.996 |
| D.E SHAW COUNTRY GLOBAL ALPHA EXTENSION PORTFOLIOS LLC | 440.779 |
| AXA KRANKENVERSICHERUNG AG | 1.988.866 |
| CLASSIC GLOBAL EQUITY FUND | 46.412.336 |
| CLASSIC VALUE EQUITY FUND | 8.450.926 |
| CLASSIC LEVERAGED EQUITY FUND | 5.983.329 |
| FTSE ALL WORLD INDEX FUND | 137.398 |
| HSBC BANK PLC | 44.982 |
| EURIZONCAPITAL SGR S.P.A. - EURIZON AZIONI ITALIA | 1.990.483 |
| EURIZONCAPITAL SGR S.P.A. - EURIZON AZIONI PMI EUROPA | 91 |
| INTERNATIONAL MONETARY FUND | 38.824 |
| RETAIL EMPLOYEES SUPERANNUATION TRUST | 8.793.999 |
| STATE OF WISCONSIN INVESTMENT BOARD | 1 |
| BUREAU OF LABOR FUNDS- LABOR PENSION FUND | 291.100 |
| BUREAU OF LABOR FUNDS-LABOR INSURANCE FUND 10F | 180.824 |

Numero di deleghe rappresentate dal badge: 355 651.537.793

11 Delegante di **MARCHI NELLO** Tessera n° 2926
Azioni
MARTELLACCI GIULIANO 2.000

2.000

12 Delegante di **MARMUGI RENZO** Tessera n° 3053
Azioni
BARONTI SERGIO 1.239

1.239

13 Deleganti di **PACCHIARINI MARCO** Tessera n° 543
Azioni
PALATRESI EMILIO 500
ALDERIGHI DANIELA 979
GIANI SIMONE 737

2.216

14 Delegante di **PEZZIMENTI MARIO** Tessera n° 2885
Azioni
BENOCCI PAOLO 10.950

10.950

15 Deleganti di **RAPPR. DESIGNATO EX ART. 135 UNDECIES TUF IN PERSONA DI ENRICO MONICELLI** Tessera n° 1987
Azioni
FONDO GESTIELLE OBIETTIVO ITALIA DI ALETTI GESTIELLE S.G.R. 150.000
GESTIELLE CEDOLA ITALY OPPORTUNITY DI ALETTI GESTIELLE SGR 100.000

Numero di deleghe rappresentate dal badge: 2 250.000

16 Delegante di **SAPIENZA SALVATORE** Tessera n° 2823
Azioni
TESTI SANDRA 500

500

17 Delegante di **SEMPLICI ROMOLO** Tessera n° 1658
Azioni



* ELENCO DELEGANTI *

SANELLI OMBRETTA

5

5

18 Delegante di **ULIZZI GIANLUCA**
DI COLA MAURO

Tessera n° **2867**
Azioni
1.199

1.199

19 Delegante di **USAI DAVIDE**
FONDAZIONE MONTE DEI PASCHI DI SIENA

Tessera n° **3413**
Azioni
43.618.300

43.618.300


20 Delegante di **ZICKER BRUNO**
FINTECH EUROPE S.A.R.L.

Tessera n° **2233**
Azioni
93.576.074

93.576.074



ht



Assemblea Ordinaria del 14 aprile 2016ALLEGATO LETT. L ALL'ATTON° 34933 DI REPERTORION° 16921 DI RACCOLTA

ESITO VOTAZIONE

Oggetto : **Bilancio di esercizio e consolidato al 31/12/2015****Sono presenti alla votazione:**

n° 476 aventi diritto al voto per


n° 909.372.816 azioni, di cui n° 909.372.816 ammesse al voto,

pari al 31,014599% del capitale sociale rappresentato da azioni con diritto di voto nell'assemblea ordinaria.

La votazione ha dato il seguente esito:

| | | % Azioni Rappresentate (Quorum deliberativo) | % Azioni Ammesse al voto | %Cap. Soc. |
|--------------------|-------------|--|-----------------------------|------------|
| Favorevoli | 909.265.434 | 99,988192 | 99,988192 | 31,010937 |
| Contrari | 90.112 | 0,009909 | 0,009909 | 0,003073 |
| Sub Totale | 909.355.546 | 99,998101 | 99,998101 | 31,014010 |
| Astenuti | 17.139 | 0,001885 | 0,001885 | 0,000585 |
| Non Votanti | 131 | 0,000014 | 0,000014 | 0,000004 |
| Sub totale | 17.270 | 0,001899 | 0,001899 | 0,000589 |
| Totale | 909.372.816 | 100,000000 | 100,000000 | 31,014599 |


Ai sensi dell'art. 135-undecies del TUF **non sono computate** ai fini del calcolo della maggioranza e del capitale richiesto per l'approvazione della delibera numero 0 azioni pari al **0,000000%** delle azioni rappresentate in aula.



LISTA ESITO DELLE VOTAZIONE
 Oggetto: Bilancio di esercizio e consolidato al 31/12/2015

CONTRARI

| Badge | Ragione Sociale | Proprio | Delega | Totale |
|-------------------------------|--|-----------------|--------|--------|
| 1106 | GALASSINI OMERO | 6.000 | 0 | 6.000 |
| 1158 | NALDINI LUCIANO | 4 | 0 | 4 |
| 1187 | ARMENTANO FAUSTO | 7.500 | 0 | 7.500 |
| 1228 | CASTELLI STEFANIA | 1.284 | 0 | 1.284 |
| 1481 | ANICHINI FABIO | 0 | 400 | 400 |
| 1658 | SEMPlici ROMOLO | 600 | 5 | 605 |
| 1725 | BIVONA GIUSEPPE | 0 | 0 | 0 |
| RL* | BLUEBELL PARTNERS LIMITED | 6 | 0 | 6 |
| 1775 | MONTIGIANI MAURIZIO | 1.000 | 0 | 1.000 |
| 1857 | ACETOSI ROBERTO | 1.557 | 0 | 1.557 |
| 2031 | BRACALI LEONARDO | 711 | 0 | 711 |
| 2041 | BAIOCCHI MAURO | 10 | 0 | 10 |
| 2617 | SESTIGIANI NORBERTO | 20 | 0 | 20 |
| 2684 | PIOCHI PAOLO | 357 | 0 | 357 |
| 2697 | BURRINI SERGIO | 200 | 0 | 200 |
| 2747 | FIorenZANI PIER PAOLO | 0 | 500 | 500 |
| 2823 | SAPIENZA SALVATORE | 0 | 10.950 | 10.950 |
| 2885 | PEZZIMENTI MARIO | 219 | 0 | 219 |
| 2963 | INNOCENTI ROBERTO | 21 | 0 | 21 |
| 2965 | BORGIANI LUISA | 2.000 | 0 | 2.000 |
| 2984 | PISANU PIERO | 110 | 0 | 110 |
| 3046 | MUGNAINI MARCELLA | 0 | 1.239 | 1.239 |
| 3053 | MARMUGI RENZO | 3.600 | 2.216 | 5.816 |
| 543 | FACCHIARINI MARCO | 976 | 0 | 976 |
| 555 | FALASCHI PAOLO EMILIO | 7.741 | 0 | 7.741 |
| 841 | BARNI MARIO | 0 | 0 | 0 |
| 861 | ASSOCIAZIONE BUONGOVERNO IN PERSONA DI CAMBI MARIA ALBERTA | 0 | 32.886 | 32.886 |
| Totale voti | | 90.112 | | |
| Percentuale votanti % | | 0,009909 | | |
| Percentuale Capitale % | | 0,003073 | | |



Avanti diritto:
in proprio:

46 Teste:
21 in delega:

Pagina 1


26
25

LISTA ESITO DELLE VOTAZIONE
Oggetto: Bilancio di esercizio e consolidato al 31/12/2015

ASTENUTI

| Badge | Ragione Sociale | Proprio | Delega | Totale |
|-------|----------------------------|---------|--------|--------|
| 1257 | GUERRINI IVANO | 1.025 | 0 | 1.025 |
| 1375 | GIARDI UDIO | 219 | 0 | 219 |
| 1457 | ROMAGNOLI GIUSEPPE | 372 | 0 | 372 |
| 1937 | LAZZI GUIDO | 0 | 0 | 0 |
| **D | ARROWGRASS MASTER FUND LTD | 0 | 8.850 | 8.850 |
| 2517 | MARTINELLI ENZO | 525 | 0 | 525 |
| 2603 | MENSINI MARIO | 3.997 | 0 | 3.997 |
| 3021 | MILAZZO STEFANO | 850 | 0 | 850 |
| 579 | CAVALLI ALDO | 10 | 0 | 10 |
| 587 | CONFORTI ALESSANDRO | 0 | 1.291 | 1.291 |

Totale voti 17.139
Percentuale votanti % 0,001885
Percentuale Capitale % 0,000585



Avanti diritto:
in proprio:

9 Teste:
7 in delega:

9

2

Pagina 2

LISTA ESITO DELLE VOTAZIONE

Oggetto: Bilancio di esercizio e consolidato al 31/12/2015

Badge 1334 Ragione Sociale
RICCI VIVIANO


Totale voti 131

Percentuale votanti % 0,000014

Percentuale Capitale % 0,000004

NON VOTANTI

| | | | | | |
|---------|-----|--------|---|--------|-----|
| Proprio | 131 | Delega | 0 | Totale | 131 |
|---------|-----|--------|---|--------|-----|




| | | |
|---|-------------|---|
| 1 | Teste: | 1 |
| 1 | in proprio: | 0 |

LISTA ESITO DELLE VOTAZIONE
 Oggetto: Bilancio di esercizio e consolidato al 31/12/2015

FAVOREVOLI

| Badge | Ragione Sociale | Proprio | Delega | Totale |
|-------|--|---------|------------|------------|
| 1138 | BIANCHI PAOLA CLARA | 186 | 0 | 186 |
| 1214 | FIASCHI VALENTINO | 9.965 | 0 | 9.965 |
| 1218 | LAZZERONI CESARE | 131 | 0 | 131 |
| 1350 | LIVI GIOVANNI | 9.731 | 0 | 9.731 |
| 1381 | ZICKER BRUNO | 0 | 0 | 0 |
| **D | FINTECH EUROPE S.A.R.L. | 0 | 93.576.074 | 93.576.074 |
| 1403 | CARADONNA GIANFRANCO MARIA | 0 | 5 | 5 |
| 1499 | SONNATI ALBERTO MARIO | 1.500 | 0 | 1.500 |
| 1524 | MANCINI GIACOMO | 4.000 | 0 | 4.000 |
| 1565 | GUGLIELMI VINCENZO | 3.682 | 0 | 3.682 |
| 1635 | LAZZERINI ENRICO DINO | 150 | 0 | 150 |
| 1640 | BAGNAI ROSSANO | 4.499 | 0 | 4.499 |
| 1712 | MASSONE ENRICO | 35.000 | 0 | 35.000 |
| 1838 | NICODEMO GIUSEPPE | 28.406 | 0 | 28.406 |
| 1864 | TURRENI FRANCESCO | 10.000 | 0 | 10.000 |
| 1929 | FERRI TIZIANA | 3 | 0 | 3 |
| 1937 | LAZZI GUIDO | 0 | 0 | 0 |
| **D | AXA ASSICURAZIONI SPA | 0 | 11.981.035 | 11.981.035 |
| **D | ROYAL BANK OF CANADA (CHANNELL ISLANDS) LIMITED | 0 | 10.000 | 10.000 |
| **D | AXA VERSICHERUNGEN AG | 0 | 3.817.902 | 3.817.902 |
| **D | AXA LEBEN AG | 0 | 401.335 | 401.335 |
| **D | VANGUARD EUROPEAN STOCK INDEX FUND | 0 | 272.140 | 272.140 |
| **D | VANGUARD DEVELOPED MARKETS INDEX FUND | 0 | 8.211.760 | 8.211.760 |
| **D | ING DIRECT | 0 | 178.125 | 178.125 |
| **D | FIDELITY FUNDS SICAV | 0 | 7.686 | 7.686 |
| **D | VANGUARD TOTAL WORLD STOCK INDEX FUND | 0 | 472.739 | 472.739 |
| **D | VANGUARD FTSE ALL-WORLD EX US INDEX FUND | 0 | 165.857 | 165.857 |
| **D | OPPENHEIMER GLOBAL ALLOCATION FUND | 0 | 761.297 | 761.297 |
| **D | VANGUARD FUNDS PLC | 0 | 383.706 | 383.706 |
| **D | SCHWAB FUNDAMENTAL INTER LARGE COMP IN F | 0 | 642.932 | 642.932 |
| **D | OFTC GLOBAL FUND | 0 | 684.517 | 684.517 |
| **D | LVS II LLC | 0 | 12.504.129 | 12.504.129 |
| **D | BBH BOSTON CUST FOR THE ADVISORS` INNER CIRCLE FUND - CORNERSTONE ADVISORS` GLOBAL PUBLIC EQUITY FUND - PARAMETRIC PORTE | 0 | 0 | 0 |
| | | 121.772 | | |
| **D | GLOBAL X SCIENTIFIC BETA EUROPE ETF | 0 | 21.520 | 21.520 |
| **D | HSBC GROUP HONG KONG LOCAL STAFF RETIREMENT BENEFIT SCHEME | 0 | 12.397 | 12.397 |
| **D | ARABELLE INVESTISSEMENTS | 0 | 40.000 | 40.000 |
| **D | FCP BNP PARIBAS ACTIONS EUROLAND | 0 | 345.683 | 345.683 |
| **D | HENDERSON EUROPEAN ENHANCED EQ. | 0 | 57.148 | 57.148 |
| **D | FCP SAKKARAH 7 | 0 | 742 | 742 |
| **D | FRR | 0 | 419.490 | 419.490 |
| **D | FCP ERAFP ACT IND11 | 0 | 789.268 | 789.268 |
| **D | FCP ERAFP ACT EUR5 RO | 0 | 3.300.000 | 3.300.000 |




Assemblea Ordinaria del 14 aprile 2016

LISTA ESITO DELLE VOTAZIONI

Oggetto: Bilancio di esercizio e consolidato al 31/12/2015

FAVOREVOLI

| Badge | Ragione Sociale | Proprio | Delega | Totale |
|-------|---|---------|------------|------------|
| **D | LA FRANCAISE LUX | 0 | 180.000 | 180.000 |
| **D | BNP PARIBAS LI | 0 | 1.843.756 | 1.843.756 |
| **D | ALKEN FUND | 0 | 56.601.967 | 56.601.967 |
| **D | ALKEN FUND-EUROPEAN OPPORTUNITIES | 0 | 80.734.550 | 80.734.550 |
| **D | QUESTIO INVESTMENTS | 0 | 17.803 | 17.803 |
| **D | MAINFIRST SICAV | 0 | 29.671.458 | 29.671.458 |
| **D | VANGUARD INVESTMENT SERIES, PLC | 0 | 777.957 | 777.957 |
| **D | H.E.S.T. AUSTRALIA LIMITED | 0 | 4.246.803 | 4.246.803 |
| **D | QUEENSLAND LOCAL GOVERNMENT SUPERANNUATI | 0 | 53.446 | 53.446 |
| **D | STATE SUPER FINANCIAL SERVICES AUSTRALIA LIMITED AS TRUSTEE FOR THE INT EQ SECT TRUST | 0 | 107.855 | 107.855 |
| **D | UBS GLOBAL ASSET MANAGEMENT LIFE LTD | 0 | 794.979 | 794.979 |
| **D | OPPENHEIMER VARIABLE GLOBAL FUND/VA | 0 | 9.956.486 | 9.956.486 |
| **D | OPPENHEIMER GLOBAL FUND | 0 | 40.538.480 | 40.538.480 |
| **D | FQ ESSENTIAL BETA FUND LTD | 0 | 45.187 | 45.187 |
| **D | THE BARCLAYS BANK UK RETIREMENT FUND | 0 | 2.421.610 | 2.421.610 |
| **D | EUROPACIFIC GROWTH FUND | 0 | 49.384.445 | 49.384.445 |
| **D | ONEPATH GLOBAL SHARES - SMALL CAP INDEX | 0 | 123.052 | 123.052 |
| **D | UBS (US) GROUP TRUST | 0 | 127.956 | 127.956 |
| **D | VANGUARD INTERNATIONAL SMALL COMPANIES I | 0 | 167.951 | 167.951 |
| **D | BLACKROCK INDEXED ALL-COUNTRY EQUITY FUN | 0 | 11.078 | 11.078 |
| **D | T ROME PRICE INTERNATIONAL EQUITY INDEX | 0 | 89.972 | 89.972 |
| **D | FLEXSHARES MORNINGSTAR DEVELOPED MARKETS EX-US FACTOR TILT INDEX FUND | 0 | 62.319 | 62.319 |
| **D | PUBLIC EMPLOYEES RETIREMENT SYSTEM OF OH | 0 | 4 | 4 |
| **D | STICHTING PENSTOENFONDS VOOR HUISARTSEN | 0 | 95.028 | 95.028 |
| **D | VANGUARD TOTAL INTERNATIONAL STOCK INDEX | 0 | 7.200.453 | 7.200.453 |
| **D | NEW MEXICO STATE INVESTMENT COUNCIL | 0 | 94.926 | 94.926 |
| **D | BUREAU OF LABOR FUNDS-LABOR INSURANCE FUND 10F | 0 | 529.469 | 529.469 |
| **D | BUREAU OF LABOR FUNDS-LABOR INSURANCE FUND 10F | 0 | 180.824 | 180.824 |
| **D | BUREAU OF LABOR FUNDS- LABOR PENSION FUND | 0 | 494.429 | 494.429 |
| **D | BUREAU OF LABOR FUNDS- LABOR PENSION FUND | 0 | 291.100 | 291.100 |
| **D | DALLAS POLICE AND FIRE PENSION SYSTEM | 0 | 511.575 | 511.575 |
| **D | FIDELITY INVESTMENT FUNDS -FIDELITY GLOB | 0 | 2.321 | 2.321 |
| **D | EQ/OPPENHEIMER GLOBAL PORTFOLIO | 0 | 784.496 | 784.496 |
| **D | PROSHARES HEDGED FTSE EUROPE ETF | 0 | 6.535 | 6.535 |
| **D | 1290 FUNDS - 1290 GLOBAL EQUITY MANAGERS FUND | 0 | 57.638 | 57.638 |
| **D | OPPENHEIMER GLOBAL MULTI-ASSET GROWTH FUND | 0 | 30.591 | 30.591 |
| **D | ETF5 DIVERSIFIED-FACTOR DEVELOPED EUROPE INDEX FUND | 0 | 655 | 655 |
| **D | UBS FTSE RAFI DEVELOPED 1000 INDEX FUND | 0 | 73.362 | 73.362 |
| **D | INVESCO GLOBAL SMALL CAP EQUITY POOL | 0 | 326.013 | 326.013 |
| **D | AXA INSURANCE UK PLC | 0 | 13.772.022 | 13.772.022 |
| **D | WEST MIDLANDS METROPOLITAN AUT PENS FD | 0 | 582.824 | 582.824 |
| **D | WEST YORKSHIRE PENSION FUND | 0 | 25.000 | 25.000 |
| **D | DE SHAW VALUE ALL COUNTRY ALPHA EXTENSION FUND | 0 | 897.996 | 897.996 |



Pagina 5

 Aventi diritto: 420 Teste: 30
 in proprio: 22 in delega: 398

LISTA ESITO DELLE VOTAZIONE

Oggetto: Bilancio di esercizio e consolidato al 31/12/2015

FAVOREVOLI


| Badge | Ragione Sociale | Proprio | Delega | Totale |
|-------|---|---------|------------|------------|
| **D | D.E SHAW COUNTRY GLOBAL ALPHA EXTENSION PORTFOLIOS LLC | 0 | 440.779 | 440.779 |
| **D | AXA KRANKENVERSICHERUNG AG | 0 | 1.988.866 | 1.988.866 |
| **D | AXA LEBENSVERSICHERUNG AG | 0 | 6.961.757 | 6.961.757 |
| **D | CLASSIC GLOBAL EQUITY FUND | 0 | 46.412.336 | 46.412.336 |
| **D | CLASSIC VALUE EQUITY FUND | 0 | 8.450.926 | 8.450.926 |
| **D | CLASSIC LEVERAGED EQUITY FUND | 0 | 5.983.329 | 5.983.329 |
| **D | FONDS RESERVE RETRAITES | 0 | 2.168.292 | 2.168.292 |
| **D | AVIVA LIFE & PENSIONS UK LIMITED | 0 | 32.863 | 32.863 |
| **D | AVIVA LIFE AND PENSIONS UK LIMITED | 0 | 34.963 | 34.963 |
| **D | DONALDSON BURTON INTL SER-THS PARTN | 0 | 270.211 | 270.211 |
| **D | FTSE ALL WORLD INDEX FUND | 0 | 137.398 | 137.398 |
| **D | REASSURE LIMITED | 0 | 97.136 | 97.136 |
| **D | HSBC EUROPEAN INDEX FUND | 0 | 517.528 | 517.528 |
| **D | HSBC BANK PLC | 0 | 44.982 | 44.982 |
| **D | HSBC ETFs PUBLIC LTD C HSBC ESI WORLDW | 0 | 108.700 | 108.700 |
| **D | AXA | 0 | 10.478.303 | 10.478.303 |
| **D | AXA ASSURANCE VIE MUTUELLE | 0 | 8.632.404 | 8.632.404 |
| **D | AXA ASSURANCE IARD MUTUELLE | 0 | 6.827.106 | 6.827.106 |
| **D | AXA FRANCE IARD | 0 | 17.593.048 | 17.593.048 |
| **D | ROTHSCHILD AND CIE GESTION | 0 | 306.020 | 306.020 |
| **D | MIF WORLD EQUITY | 0 | 136.646 | 136.646 |
| **D | 5) TAUBE HODSON STONEX PAR.LTD | 0 | 461.928 | 461.928 |
| **D | NUMERIC INVESTORS LLC | 0 | 29.000 | 29.000 |
| **D | BRIDGEWATER EQUITY FUND LLC. | 0 | 1.174.502 | 1.174.502 |
| **D | UBS FUND MGT (CH) AG | 0 | 357.891 | 357.891 |
| **D | UBS (CH) INSTITUTIONAL FUND - EQUITIES GLOBAL SMALL CAP PASSIVE II | 0 | 45.995 | 45.995 |
| **D | GOVERNMENT OF NORWAY | 0 | 2.709.552 | 2.709.552 |
| **D | NORGES BANK | 0 | 1 | 1 |
| **D | IRISH LIFE ASSURANCE | 0 | 12.776 | 12.776 |
| **D | AVIVA INVESTORS INTERNATIONAL INDEX TRACKING FUND | 0 | 41.310 | 41.310 |
| **D | LEGAL AND GENERAL ASSURANCE PENSIONS MANAGEMENT LIMITED | 0 | 1.311.573 | 1.311.573 |
| **D | OLD WESTBURY SMALL AND MID CAP FUND. | 0 | 391.750 | 391.750 |
| **D | COMMONWEALTH BANK GROUP SUPERANNUATION | 0 | 218.851 | 218.851 |
| **D | STICHTING PGM DEPOSITARY | 0 | 900.000 | 900.000 |
| **D | STATE TEACHERS RETIREMENT SYSTEM | 0 | 65.207 | 65.207 |
| **D | LEGAL AND GENERAL COLLECTIVE INVESTMENT TRUST | 0 | 58.715 | 58.715 |
| **D | NUMERIC MULTI STRATEGY MARKET NEUTRAL LEVERED OFFSHORE FUND LIMITED | 0 | 1.196 | 1.196 |
| **D | AQR DELTA SAPPHIRE FUND LP | 0 | 1.857 | 1.857 |
| **D | BLACK DIAMOND OFFSHORE LTD. C.O. UBS (CAYMAN ISLANDS) LTD | 0 | 4.718 | 4.718 |
| **D | DOUBLE BLACK DIAMOND OFFSHORE LTD. UBS (CAYMAN ISLANDS) LTD. | 0 | 81.070 | 81.070 |
| **D | ARKWRIGHT, LLC | 0 | 25.409 | 25.409 |
| **D | SCHWAB FUNDAMENTAL INTERNATIONAL LARGE COMPANY ETF | 0 | 446.227 | 446.227 |
| **D | CGE INVESTMENTS (NO. 2) S.A.R.L. | 0 | 43.758 | 43.758 |

Avanti diritto:
in proprio:420 Teste:
22 in delega:30
398

LISTA ESITO DELLE VOTAZIONE
 Oggetto: Bilancio di esercizio e consolidato al 31/12/2015

FAVOREVOLI

| Badge | Ragione Sociale | Proprio | Delega | Totale |
|-------|---|---------|-----------|-----------|
| **D | JOHN HANCOCK FUNDS II STRATEGIC EQUITY ALLOCATION FUND | 0 | 78.818 | 78.818 |
| **D | INTERNATIONAL MONETARY FUND | 0 | 37.922 | 37.922 |
| **D | INTERNATIONAL MONETARY FUND | 0 | 38.824 | 38.824 |
| **D | THE WALT DISNEY COMPANY RETIREMENT PLAN MASTER TRUST | 0 | 9.183 | 9.183 |
| **D | COMBUSTION ENGINEERING 524(G) ASBESTOS PI TRUST | 0 | 5.225 | 5.225 |
| **D | CALVERT RESP INX SRS, INC.-CLVRT DVD MKRKS EX-U.S. RSP IX FND | 0 | 2.074 | 2.074 |
| **D | VALIC COMPANY I - GLOBAL SOCIAL AWARENESS FUND | 0 | 1.405 | 1.405 |
| **D | PARAMETRIC INTERNATIONAL EQUITY FUND | 0 | 31.090 | 31.090 |
| **D | UAW RETIREE MEDICAL BENEFITS TRUST | 0 | 892.403 | 892.403 |
| **D | TAX - MANAGED INTERNATIONAL EQUITY PORTFOLIO | 0 | 26.721 | 26.721 |
| **D | GAM STAR FUND PLC | 0 | 1.120.540 | 1.120.540 |
| **D | HOSKING PARTNERS COLLECTIVE INVESTMENT TRUST | 0 | 145.367 | 145.367 |
| **D | TIFF INVESTMENT PROGRAM, INC - TIFF MULTI-ASSET FUND | 0 | 358.024 | 358.024 |
| **D | THE TIFF KEYSTONE FUND, L.P. | 0 | 58.016 | 58.016 |
| **D | JNL/OPPENHEIMER GLOBAL GROWTH FUND | 0 | 3.634.821 | 3.634.821 |
| **D | SEASONS SERIES TRUST INTERNATIONAL EQUITY PORTFOLIO | 0 | 48.784 | 48.784 |
| **D | RUSSELL INVESTMENT COMPANY IV PLC | 0 | 454.922 | 454.922 |
| **D | KANSAS PUBLIC EMPLOYEES RETIREMENT SYSTEM | 0 | 7.208 | 7.208 |
| **D | SPDR MSCI ACWI IMI ETF | 0 | 5.819 | 5.819 |
| **D | MARYLAND STATE RETIREMENT & PENSION SYSTEM | 0 | 233.937 | 233.937 |
| **D | RUSSELL MULTI-ASSET FACTOR EXPOSURE FUND | 0 | 85.563 | 85.563 |
| **D | MERCER QIF CCF | 0 | 979.240 | 979.240 |
| **D | JANUS ADAPTIVE GLOBAL ALLOCATION FUND | 0 | 2.045 | 2.045 |
| **D | RUSSELL INVESTMENT COMPANY PLC | 0 | 1.020.660 | 1.020.660 |
| **D | NORTHROP GRUMMAN CORPORATION VEBA MASTER TRUST I | 0 | 17.251 | 17.251 |
| **D | CANADA PENSION PLAN INVESTMENT BOARD | 0 | 242.860 | 242.860 |
| **D | CITY OF NEW YORK GROUP TRUST | 0 | 709.810 | 709.810 |
| **D | INTEL CORPORATION RETIREE MEDICAL PLAN TRUST | 0 | 21.900 | 21.900 |
| **D | HONGKONG ELECTRIC DEFINED CONTRIBUTION SCHEME | 0 | 1.963 | 1.963 |
| **D | STATE STREET IRELAND UNIT TRUST | 0 | 12 | 12 |
| **D | SSGA SPDR ETFs EUROPE II PUBLIC LIMITED COMPANY | 0 | 320.436 | 320.436 |
| **D | CALIFORNIA PUBLIC EMPLOYEES RETIREMENT SYSTEM | 0 | 4 | 4 |
| **D | ROMAN CATHOLIC BISHOP OF SPRINGFIELD A CORPORATION SOLE | 0 | 153 | 153 |
| **D | TEACHER RETIREMENT SYSTEM OF TEXAS | 0 | 12 | 12 |
| **D | CALIFORNIA STATE TEACHERS RETIREMENT SYSTEM | 0 | 71.767 | 71.767 |
| **D | STATE STREET TRANSITION FUND 8 | 0 | 43.909 | 43.909 |
| **D | VANGUARD FTSE DEVELOPED EUROPE ALL CAP INDEX ETF | 0 | 29.891 | 29.891 |
| **D | VANGUARD FTSE DEVELOPED ALL CAP EX NORTH AMERICA INDEX ETF | 0 | 4.919 | 4.919 |
| **D | VANGUARD DEVEL ALL-CAP EX NORTH AMERICA EQT IND POOLED FUND | 0 | 4.254 | 4.254 |
| **D | VANGUARD INVESTMENTS II COMMON CONTRACTUAL FUND | 0 | 41.627 | 41.627 |
| **D | VANGUARD INVESTMENTS COMMON CONTRACTUAL FUND | 0 | 126.138 | 126.138 |
| **D | VANGUARD FTSE DEVELOPED EUROPE INDEX ETF | 0 | 3.891 | 3.891 |
| **D | WELLS FARGO BK DECL OF TR EST INV FUNDS FOR EMPLOYEE BEN TR | 0 | 71.929 | 71.929 |




420 Teste: 30
 22 in delega: 398

Avanti diritto:
 in proprio:

LISTA ESITO DELLE VOTAZIONE
 Oggetto: Bilancio di esercizio e consolidato al 31/12/2015

FAVOREVOLI

| Badge | Ragione Sociale | Proprio | Delega | Totale |
|-------|--|---------|-----------|-----------|
| **D | WELLS FARGOMASTER TRUST DIVERSIFIED STOCK PORTFOLIO | 0 | 17.085 | 17.085 |
| **D | WASHINGTON STATE INVESTMENT BOARD | 0 | 697.776 | 697.776 |
| **D | WISDOMTREE EUROPE LOCAL RECOVERY FUND | 0 | 5.305 | 5.305 |
| **D | PRUDENTIAL RETIREMENT INSURANCE & ANNUITY COMPANY | 0 | 636.506 | 636.506 |
| **D | SPDR EURO STOXX SMALL CAP ETF | 0 | 370.219 | 370.219 |
| **D | SS BK AND TRUST COMPANY INV FUNDS FOR TAXEXEMPT RETIREMENT PL | 0 | 4.748.520 | 4.748.520 |
| **D | SSGA RUSSELL FD GL EX-US INDEX NONLENDING QP COMMON TRUST FUND | 0 | 104.760 | 104.760 |
| **D | SSGA FTSE RAFI DEVELOPED 1000 INDEX NON-LENDING COMMON TR F | 0 | 227.483 | 227.483 |
| **D | STATE STREET GLOBAL ADVISORS LUXEMBOURG SICAV | 0 | 6.523 | 6.523 |
| **D | UBS ETF | 0 | 116.584 | 116.584 |
| **D | ISHARES MSCI EAFE SMALL CAP ETF | 0 | 8.554 | 8.554 |
| **D | BLACKROCK INST TRUST CO NA INV FUNDSFOR EMPLOYEE BENEFIT TR | 0 | 3.937.582 | 3.937.582 |
| **D | ISHARES MSCI EUROPE IMI INDEX ETF | 0 | 6.910 | 6.910 |
| **D | ISHARES INTERNATIONAL FUNDAMENTAL INDEX ETF | 0 | 133.088 | 133.088 |
| **D | CONNECTICUT GENERAL LIFE INSURANCE COMPANY | 0 | 13.178 | 13.178 |
| **D | RUSSELL DEVELOPED EX-U.S. LARGE CAP INDEX FUND B | 0 | 20.207 | 20.207 |
| **D | BGI MSCI EAFE SMALL CAP EQUITY INDEX FUND B | 0 | 762.804 | 762.804 |
| **D | BGI MSCI EMU IMI INDEX FUND B | 0 | 2.452 | 2.452 |
| **D | DEVELOPED EX-FOSSIL FUEL INDEX FUND B | 0 | 7.956 | 7.956 |
| **D | RUSSELL INVESTMENT COMPANY II PLC | 0 | 476.946 | 476.946 |
| **D | IBM 401K PLUS PLAN | 0 | 458.905 | 458.905 |
| **D | STATE OF ALASKA RETIREMENT AND BENEFITS PLANS | 0 | 110.561 | 110.561 |
| **D | COLLEGE RETIREMENT EQUITIES FUND | 0 | 2.090.179 | 2.090.179 |
| **D | THE REGENTS OF THE UNIVERSITY OF CALIFORNIA | 0 | 357.006 | 357.006 |
| **D | VALIC COMPANY I - INTERNATIONAL EQUITIES FUND | 0 | 1.292 | 1.292 |
| **D | MET INVESTORS SERIES TRUST- OPPENHEIMER GLOBAL EQUITY PTF | 0 | 290.149 | 290.149 |
| **D | METROPOLITAN SERIES FUND- MSCI EAFE INDEX PORTFOLIO | 0 | 1 | 1 |
| **D | MASSMUTUAL PREMIER GLOBAL FUND | 0 | 1.519.403 | 1.519.403 |
| **D | SPDR MSCI ACWI EX-US ETF | 0 | 239.953 | 239.953 |
| **D | SPDR S&P WORLD (EX-US) ETF | 0 | 155.117 | 155.117 |
| **D | SPDR S+P INTERNATIONAL FINANCIAL SECTOR ETF | 0 | 5.056 | 5.056 |
| **D | MORGAN STANLEY INST F INC - ACTIVE INT ALLOCATION PTF | 0 | 8.320 | 8.320 |
| **D | ONTARIO TEACHERS PENSION PLAN BOARD | 0 | 409.068 | 409.068 |
| **D | MSCI EAFE SMALL CAP PROV INDEX SEC COMMON TR F | 0 | 543.749 | 543.749 |
| **D | ISHARES PUBLIC LIMITED COMPANY | 0 | 6.548.995 | 6.548.995 |
| **D | ISHARES II PUBLIC LIMITED COMPANY | 0 | 198.582 | 198.582 |
| **D | ISHARES VII PLC | 0 | 3.882.419 | 3.882.419 |
| **D | ISHARES I INVESTK MIT TGV F ISHS ST. EUROPE600 BS UCITS ETF DE | 0 | 1.245.886 | 1.245.886 |
| **D | BLACKROCK AM DE FOR ISHS EURO STOXX BANKS 30-15 UCITS ETF (DE) | 0 | 6.156.056 | 6.156.056 |
| **D | BLACKROCK AM DE FOR ISHARES EURO STOXX UCITS ETF (DE) | 0 | 983.469 | 983.469 |
| **D | BLACKROCK AM DE FOR ISHS STOXX EUROPE SMALL 200 UCITS ETF (DE) | 0 | 1.928.403 | 1.928.403 |
| **D | BLACKROCK AM DE FOR ISHARES STOXX EUROPE 600 UCITS ETF (DE) | 0 | 2.227.581 | 2.227.581 |
| **D | BLACKROCK AM SCH AG OBO BIEFS WORLD EX SW SMALL CAP EQ INDEX F | 0 | 166.089 | 166.089 |



Avanti diritto:
 in proprio:

420 Teste:
 22 in delega:

30
 398


Handwritten signature

LISTA ESITO DELLE VOTAZIONE

Oggetto: Bilancio di esercizio e consolidato al 31/12/2015

FAVOREVOLI

| Badge | Ragione Sociale | Proprio | Delega | Totale |
|-------|---|---------|------------|------------|
| **D | ARAB BANK FOR ECONOMIC DEVELOPMENT IN AFRICA | 0 | 1.652 | 1.652 |
| **D | MANAGED PENSION FUNDS LIMITED | 0 | 143.227 | 143.227 |
| **D | ABBEY LIFE ASSURANCE COMPANY LIMITED | 0 | 572.424 | 572.424 |
| **D | SCOTTISH WIDOWS OVERSEAS GROWTH INV F ICVC - EURO GROWTH F | 0 | 25.968 | 25.968 |
| **D | STATE STREET TRUSTEES LTD ATF ABERDEEN CAPITAL TRUST | 0 | 126.871 | 126.871 |
| **D | THE TRUSTEES OF CONOCOPHILLIPS PENSION PLAN | 0 | 75.650 | 75.650 |
| **D | FAMILY INVESTMENTS CHILD TRUST FUND | 0 | 62.920 | 62.920 |
| **D | FAMILY INVESTMENTS GLOBAL ICVC FAMILY BALANCED INT FUND | 0 | 63.250 | 63.250 |
| **D | HSBC AS TRUSTEE FOR SSGA EUROPE EX UK EQUITY TRACKER FUND | 0 | 1.474.896 | 1.474.896 |
| **D | FRIENDS LIFE LIMITED | 0 | 17.231 | 17.231 |
| **D | M+G INVESTMENT FUNDS (7) - M+G EPISODE DEFENSIVE FUND | 0 | 132.528 | 132.528 |
| **D | M+G INVESTMENT FUNDS (1)- M+G EUROPEAN INDEX TRACKER FUND | 0 | 16.500 | 16.500 |
| **D | M+G INVESTMENT FUNDS (12)- M+G GLOBAL RECOVERY FUND | 0 | 1.745.400 | 1.745.400 |
| **D | STICHTING PHILLIPS PENSTOENFONDS | 0 | 468.467 | 468.467 |
| **D | M+G INVESTMENT FUNDS (4)- M+G EPISODE ALLOCATION FUND | 0 | 1.804.341 | 1.804.341 |
| **D | M+G INVESTMENT FUNDS (4)- M+G EPISODE GROWTH FUND | 0 | 20.876.716 | 20.876.716 |
| **D | THE TRUSTEES OF THE PHILLIPS 66 UK PENSION PLAN | 0 | 13.768 | 13.768 |
| **D | THE TRUSTEES OF SAL PENSION SCHEME | 0 | 25.980 | 25.980 |
| **D | VANGUARD INV FDS ICVC-VANG FTSE DEV WOR LD EX - UK EQT IND FD | 0 | 193.881 | 193.881 |
| **D | VANGUARD INV F ICVC-VANGUARD FTSE DEV EUROPE EX-UK EQ INDEX F | 0 | 530.806 | 530.806 |
| **D | SCOTTISH WIDOWS INV SOL F ICVC- FUNDAMENTAL INDEX GLB EQ F | 0 | 862.510 | 862.510 |
| **D | SEDR S+P WORLD EX AUSTRALIA FUND | 0 | 9.653 | 9.653 |
| **D | RETAIL EMPLOYEES SUPERANNUATION TRUST | 0 | 8.793.999 | 8.793.999 |
| **D | RETAIL EMPLOYEES SUPERANNUATION TRUST | 0 | 531.768 | 531.768 |
| **D | SUNSUPER SUPERANNUATION FUND | 0 | 6.931 | 6.931 |
| **D | CSAA INSURANCE EXCHANGE | 0 | 40.156 | 40.156 |
| **D | EXELON PEACH BOTTOM UNIT 1 QUALIFIED FUND | 0 | 2.595 | 2.595 |
| **D | JTW TRUST NO. 3 UAD 9/19/02 | 0 | 852 | 852 |
| **D | JTW TRUST NO. 1 UAD 9/19/02 | 0 | 442 | 442 |
| **D | JTW TRUST NO. 2 UAD 9/19/02 | 0 | 467 | 467 |
| **D | NTGI-QM COMMON DAILY ALL COUNWD EX-US INV MKT INDEX F NONLEND | 0 | 86.232 | 86.232 |
| **D | MALACHITE 35 TRUST | 0 | 153.141 | 153.141 |
| **D | BEAT DRUGS FUND ASSOCIATION | 0 | 5.839 | 5.839 |
| **D | STATES OF JERSEY COMMON INVESTMENT FUND | 0 | 35.210 | 35.210 |
| **D | GLOBAL BOND FUND | 0 | 455.817 | 455.817 |
| **D | WYOMING RETIREMENT SYSTEM | 0 | 37.418 | 37.418 |
| **D | BUNTING INTERNATIONAL DEVELOPED EQUITY TE LLC | 0 | 534 | 534 |
| **D | THE BUNTING FAM INT DEVELOPED EQUITY LIMITED LIABILITY CO | 0 | 30.580 | 30.580 |
| **D | HASLAM FAMILY INVESTMENT PARTNERSHIP | 0 | 7.872 | 7.872 |
| **D | SENTINEL INTERNATIONAL FUND | 0 | 6.190 | 6.190 |
| **D | SENTINEL INTERNATIONAL TRUST | 0 | 42.945 | 42.945 |
| **D | NATIONAL COUNCIL FOR SOCIAL SECURITY FUND, P.R.C | 0 | 208.857 | 208.857 |
| **D | NEW ZEALAND SUPERANNUATION FUND | 0 | 165.253 | 165.253 |



Aventi diritto: 420 Teste: 30
 in proprio: 22 in delega: 398

RT

LISTA ESITO DELLE VOTAZIONE


Oggetto: Bilancio di esercizio e consolidato al 31/12/2015

FAVOREVOLI

| Badge | Ragione Sociale | Proprio | Delega | Totale |
|-------|--|---------|-----------|-----------|
| **D | FORD MOTOR COMPANY DEFINED BENEFIT MASTER TRUST | 0 | 101.376 | 101.376 |
| **D | JTW TRUST NO. 4 UAD 9/19/02 | 0 | 12.755 | 12.755 |
| **D | PRESBYTERIAN CHURCH (USA) FOUNDATION | 0 | 7.538 | 7.538 |
| **D | NORTHERN TRUST GLOBAL INVESTMENTS COLLECTIVE FUNDS TRUST | 0 | 1.645.569 | 1.645.569 |
| **D | ST. JOSEPH HEALTH SYSTEM | 0 | 15 | 15 |
| **D | HRW TESTAMENTARY TRUST NO 3 | 0 | 12.722 | 12.722 |
| **D | HRW TESTAMENTARY TRUST NO. 11 | 0 | 15.956 | 15.956 |
| **D | HRW TESTAMENTARY TRUST NO. 7 | 0 | 18.773 | 18.773 |
| **D | HRW TESTAMENTARY TRUST NO. 12 | 0 | 22.112 | 22.112 |
| **D | FORD MOTOR COMPANY OF CANADA, LIMITED PENSION TRUST | 0 | 10.100 | 10.100 |
| **D | HSBC INTERNATIONAL EQUITY POOLED FUND | 0 | 138.273 | 138.273 |
| **D | GARD COMMON CONTRACTUAL FUND | 0 | 78.917 | 78.917 |
| **D | THS EUROPEAN GROWTH & VALUE FUND | 0 | 104.402 | 104.402 |
| **D | THS INTERNATIONAL GROWTH & VALUE FUND | 0 | 3.970.308 | 3.970.308 |
| **D | CONTINENTAL GROWTH & VALUE FUND | 0 | 113.298 | 113.298 |
| **D | THE TRUSTEES OF THE BT PENSION SCHEME | 0 | 1.969.817 | 1.969.817 |
| **D | STICHTING HEINEKEN PENSIOENFONDS | 0 | 904.098 | 904.098 |
| **D | WHEELS COMMON INVESTMENT FUND | 0 | 89.485 | 89.485 |
| **D | TREDJE AP-FONDEN | 0 | 1 | 1 |
| **D | STICHTING PENSIOENFONDS VAN DE METALEKTRO (PME) | 0 | 613.598 | 613.598 |
| **D | NORTHERN TRUST UCITS COMMON CONTRACTUAL FUND | 0 | 600.364 | 600.364 |
| **D | PUBLIC EMPLOYEES RETIREMENT ASSOCIATION OF COLORADO | 0 | 330.827 | 330.827 |
| **D | COMMONWEALTH GLOBAL SHARE FUND 29 | 0 | 14.231 | 14.231 |
| **D | HSBC UCITS COMMON CONTRACTUAL FUND | 0 | 13.220 | 13.220 |
| **D | REBUS GROUP PENSION SCHEME | 0 | 219.184 | 219.184 |
| **D | HOSKING GLOBAL FUND PLC | 0 | 2.471.630 | 2.471.630 |
| **D | MUNICIPAL EMPLOYEES' ANNUITY AND BENEFIT FUND OF CHICAGO | 0 | 278.571 | 278.571 |
| **D | NAT WEST BANK PLC AS TRUSTEE OF LEG & GEN GLOBAL EQT IND FD | 0 | 4.500 | 4.500 |
| **D | NAT WEST BK AS TRUSTEE OF LEGAL & GENERAL EUROPEAN INDEX TR | 0 | 1.477.688 | 1.477.688 |
| **D | NAT WEST BK PLC AS TRUSTEE OF THE LEGAL & GENERAL INT IND TR | 0 | 84.490 | 84.490 |
| **D | SSGA GROSS ROLL UP UNIT TRUST | 0 | 57.158 | 57.158 |
| **D | LEGAL & GENERAL AUTHORIZED CONTRACTUAL SCHEME | 0 | 31.694 | 31.694 |
| **D | ABU DHABI RETIREMENT PENSIONS AND BENEFITS FUND | 0 | 300.898 | 300.898 |
| **D | STICHTING BEDRIJFST VOOR HET BEROEPSVERVOER OVER DE WEG | 0 | 29.879 | 29.879 |
| **D | ASSURDIX | 0 | 34.323 | 34.323 |
| **D | OFI SMART ISR | 0 | 337.241 | 337.241 |
| **D | IBM FRANCE | 0 | 33.000 | 33.000 |
| **D | FCP CARPIMKO EUROPE | 0 | 118.152 | 118.152 |
| **D | IBM H | 0 | 90.000 | 90.000 |
| **D | R PHARMA DVSE | 0 | 263.175 | 263.175 |
| **D | FCP BOURBON 1 | 0 | 500.000 | 500.000 |
| **D | FCP RSI EURO P | 0 | 270.748 | 270.748 |
| **D | FCP CURIE INVESTISSEMENTS | 0 | 170.000 | 170.000 |

Aventi diritto:
in proprio:420 Teste:
22 in delega:

Pagina 10



LISTA ESITO DELLE VOTAZIONE

Oggetto: Bilancio di esercizio e consolidato al 31/12/2015

FAVOREVOLI

| Badge | Ragione Sociale | Proprio | Delega | Totale |
|-------|---|---------|------------|------------|
| **D | FCP AMUNDI HORIZON | 0 | 1 | 1 |
| **D | ESSOR EUROPE | 0 | 596.893 | 596.893 |
| **D | AXA BELGIUM AFFECT OCA VIE 97 | 0 | 11.149.688 | 11.149.688 |
| **D | SUBSIDIZED SCHOOLS PROVIDENT FUND | 0 | 48.741 | 48.741 |
| **D | AXA BELGIUM AFFECTATION OCA IARD | 0 | 5.262.213 | 5.262.213 |
| **D | POWERSHARES GLOBAL FUNDS IRELAND PUBLIC LIMITED COMPANY | 0 | 15.155 | 15.155 |
| **D | MLC LIMITED | 0 | 11 | 11 |
| **D | PNC BANK NA | 0 | 58.300 | 58.300 |
| **D | AXA BELGIUM | 0 | 902.891 | 902.891 |
| **D | VY OPPENHEIMER GLOBAL PORTFOLIO | 0 | 684.493 | 684.493 |
| **D | ROTHSCHILD & CIE BANQUE BACK OFFICES | 0 | 12.816.950 | 12.816.950 |
| **D | BNYMTD (UK) AS TRUSTEE OF BLACKROCK CONTINENTAL EUROPE EQUITY TRY TRACKER FUND | 0 | 94.773 | 94.773 |
| **D | INVESCO FUNDS | 0 | 1.541.110 | 1.541.110 |
| **D | PS FTSE RAFI DEVEL MAR EXUS PORT | 0 | 705.544 | 705.544 |
| **D | INVESCO FUNDS SERIES 4 | 0 | 12.500.011 | 12.500.011 |
| **D | GS TACS MARKET CONTINUOUS (INTL) LLC | 0 | 331.834 | 331.834 |
| **D | INVESCO PERPETUAL GLOBAL SMALLER CO. FD | 0 | 2.778.385 | 2.778.385 |
| **D | STANLIB FUNDS LIMITED STANDARD BANK HOUSE | 0 | 348.753 | 348.753 |
| **D | MILLIKEN (AND) COMPANY | 0 | 6.680 | 6.680 |
| **D | POWERSHARES GLOBAL FUNDS IRELAND PLC | 0 | 13.246 | 13.246 |
| **D | BLACKROCK LIFE LIMITED | 0 | 4.681.820 | 4.681.820 |
| **D | POOL RE JPM REI EQUITY POOL REINSURANCE COMPANY LIMITED | 0 | 23.350 | 23.350 |
| **D | BLACKROCK MANAGED VOLATILITY V.I. FUND OF BLACKROCK VARIABLE SERIES FUNDS INC | 0 | 63.226 | 63.226 |
| **D | DEUTSCHE X-TRACKERS MSCI EMU HEDGED EQUITY ETF | 0 | 61.008 | 61.008 |
| **D | STICHTING PENSIOENFONDS VAN DEABN AMRO BANK N.V. | 0 | 801.132 | 801.132 |
| **D | CITW FUND, LP | 0 | 5.564 | 5.564 |
| **D | IQ 50 PERCENT HEDGED FTSE EUROPE ETF | 0 | 8.950 | 8.950 |
| **D | NUCLEAR LIABILITIES FUND LIMITED | 0 | 54.483 | 54.483 |
| **D | INVESTIN PRO F.M.B.A., GLOBAL EQUITIES I | 0 | 182 | 182 |
| **D | STICHTING PENSIOENFONDS HORECA & CATERING | 0 | 191.535 | 191.535 |
| **D | PENSIONDANMARK PENSIOENFONDSFORSTIKRINGSAKTIESELSKAB | 0 | 31.730 | 31.730 |
| **D | AMERICAN HEART ASSOCIATION, INC | 0 | 3.611 | 3.611 |
| **D | NATIONAL TREASURY MANAGEMENT AGENCY (AS CONTROLLER AND MANAGER OF THE IRELAND STRATEGIC INVESTM | 0 | 432.607 | 432.607 |
| **D | HARRIS UNIT 1 QUALIFIED NUCLEAR DECOMMISSIONING FUND | 0 | 6.570 | 6.570 |
| **D | PACER AUTOPILOT HEDGED EUROPEANINDEX ET | 0 | 1.687 | 1.687 |
| **D | ROBINSON UNIT 2 QUALIFIED NUCLEAR DECOMMISSIONING FUND | 0 | 5.502 | 5.502 |
| **D | BURNSWICK UNIT 1 QUALIFIED NUCLEAR DECOMMISSIONING FUND | 0 | 6.321 | 6.321 |
| **D | BRUNSWICK UNIT 2 QUALIFIED NUCLEAR DECOMMISSIONING FUND | 0 | 5.970 | 5.970 |
| **D | BANCO BILBAO VIZCAYA | 0 | 4.772.460 | 4.772.460 |
| **D | STG BPF VOOR HET LEVENSMID. BEDRIJF IPM | 0 | 601.205 | 601.205 |
| **D | STG PDS V.D. GRAFISCHE | 0 | 958.813 | 958.813 |
| **D | AXA BELGIUM S.A. | 0 | 2.288 | 2.288 |
| **D | ALASKA PERMANENT FUND CORPORATION | 0 | 17.176 | 17.176 |

Aventi diritto:
in proprio:420 Teste:
22 in delega:

Pagina 11


30
398

Assemblea Ordinaria del 14 aprile 2016

LISTA ESITO DELLE VOTAZIONE
 Oggetto: Bilancio di esercizio e consolidato al 31/12/2015

FAVOREVOLI

| Badge | Ragione Sociale | Proprio | Delega | Totale |
|-------|--|---------|------------|------------|
| **D | CASEY FAMILY PROGRAMS | 0 | 106.313 | 106.313 |
| **D | CCNEP, INC. MASTER DECOM TRUST UNIT ONE QUALIFIED FUND | 0 | 18.600 | 18.600 |
| **D | THE STATE OF CONNECTICUT ACTING THROUGH ITS TREASURER | 0 | 6.759 | 6.759 |
| **D | NEXTERA ENERGY DUANE ARNOLD LLC NQ DECOMMISSIONING TRUST | 0 | 6.882 | 6.882 |
| **D | BNY MELLON EMPLOYEE BENEFIT COLLECTIVE INVESTMENT FUND PLAN | 0 | 93.404 | 93.404 |
| **D | FIRE AND POLICE PENSION ASSN OF COLORADO | 0 | 9.731 | 9.731 |
| **D | LAWRENCE LIVERMORE NATIONAL SECURITY, LLC AND LOS ALAMOS NATIONAL SECURITY, LLC DEFINED BENE | 0 | 6.285 | 6.285 |
| **D | LOUISIANA STATE EMPLOYEES' RETIREMENT SYSTEM | 0 | 621 | 621 |
| **D | BELL ATLANTIC MASTER TRUST | 0 | 1 | 1 |
| **D | POINT BEACH UNIT 1 AND UNIT 2 NQ TRUST-ACCOUNTING MECHANISM | 0 | 558 | 558 |
| **D | PENSION RESERVES INVESTMENT TRUST FUND | 0 | 1 | 1 |
| **D | INDIANA PUBLIC EMPLOYEES RETIREMENT FUND | 0 | 145.201 | 145.201 |
| **D | THE ROCKEFELLER FOUNDATION | 0 | 105.735 | 105.735 |
| **D | STATE OF WISCONSIN INVESTMENT BOARD | 0 | 69.284 | 69.284 |
| **D | STATE OF WISCONSIN INVESTMENT BOARD | 0 | 1 | 1 |
| **D | UPS GROUP TRUST | 0 | 191.040 | 191.040 |
| **D | UMC BENEFIT BOARD, INC | 0 | 50.533 | 50.533 |
| **D | STEWARDSHIP FOUNDATION | 0 | 3.775 | 3.775 |
| **D | WBW TRUST NUMBER ONE | 0 | 11.218 | 11.218 |
| **D | CF DV ACWI EX-U.S. IMI FUND | 0 | 27.818 | 27.818 |
| **D | NSP MONTICELLO MINNESOTA RETAIL QUALIFIED TRUST | 0 | 24.740 | 24.740 |
| **D | NSP MINNESOTA PRAIRIE I RETAIL QUALIFIED TRUST | 0 | 15.592 | 15.592 |
| **D | PACIFIC GAS AND ELECTRIC QUALIFIED CPUC DECOMMISSIONING TRUST | 0 | 9.000 | 9.000 |
| **D | SOUTHERN CALIFORNIA EDISON NUCLEAR FACILITIES CPUC DECOMMISSIONING TRUST | 0 | 7.042 | 7.042 |
| **D | 1975 IRREVOCABLE TRUST OF CD WEYERHAUSER | 0 | 65.550 | 65.550 |
| **D | 1973 IRREVOCABLE TRUST OF CD WEYERHAUSER | 0 | 7.556 | 7.556 |
| **D | EURIZONCAPITAL SGR S.P.A. - EURIZON AZIONI ITALIA | 0 | 1.990.483 | 1.990.483 |
| **D | EURIZONCAPITAL SGR S.P.A. - EURIZON AZIONI PMI EUROPA | 0 | 91 | 91 |
| 1957 | RAPER. DESIGNATO EX ART. 135 UNDECIES TUF IN PERSONA DI ENRICO MONICELLI | 0 | 0 | 0 |
| DE* | FONDO GESTIELLE OBIETTIVO ITALIA DI ALETTI GESTIELLE S.G.R. | 0 | 150.000 | 150.000 |
| DE* | GESTIELLE CEDOLA ITALY OPPORTUNITY DI ALETTI GESTIELLE SGR | 0 | 100.000 | 100.000 |
| 2136 | LONGHI VLADIMIRO | 1.000 | 0 | 1.000 |
| 2218 | BIZZARRI FABIO | 2 | 0 | 2 |
| 2548 | ANDRENACCI PIETRO | 200 | 0 | 200 |
| 2608 | GIOTTI AURO | 4.000 | 0 | 4.000 |
| 2631 | MARCHETTI BEATRICE | 5 | 0 | 5 |
| 3413 | USAI DAVIDE | 0 | 0 | 0 |
| DE* | FONDAZIONE MONTE DEI PASCHI DI SIENA | 0 | 43.618.300 | 43.618.300 |
| 728 | BURRONI STEFANO | 25.045 | 0 | 25.045 |
| DE* | ALLEANZA ASSICURAZIONI S.P.A | 0 | 1.823.902 | 1.823.902 |
| DE* | GENERALI ITALIA SPA | 0 | 13.888 | 13.888 |
| 804 | GERMINARA CARMINE | 0 | 4.554 | 4.554 |
| 895 | MORGANTINI MARINO | 1.340 | 0 | 1.340 |



Avanti diritto: 420
 in proprio: 22

LISTA ESITO DELLE VOTAZIONE

Oggetto: **Bilancio di esercizio e consolidato al 31/12/2015****FAVOREVOLI**

| Badge | Ragione Sociale | Proprio | Delega | Totale |
|-------|--|---------|-------------|-------------|
| 911 | PERUZZI MARIO | 95.478 | 0 | 95.478 |
| 918 | ASSOCIAZIONE AZIONE BANCA MONTE DEI PASCHI DI SIENA IN PERSONA DI GUIDO ANTOLINI | 0 | 218.202 | 218.202 |
| 973 | TOSELLI BARBARA | 2 | 0 | 2 |
| 997 | DI STEFANO STEFANO | 0 | 0 | 0 |
| DE* | MINISTERO DELL'ECONOMIA E DELLE FINANZE | 0 | 117.997.241 | 117.997.241 |

Totale voti 909.265.434
Percentuale votanti % 99,988192
Percentuale Capitale % 31,010937



Avanti diritto:
in proprio:

420 Teste:
22 in delega:

30
398

Pagina 13

MT

Assemblea Ordinaria del 14 aprile 2016

ESITO VOTAZIONE

ALLEGATO LETT. ^M..... ALL'ATTON° 34933 DI REPERTORION° 16921 DI RACCOLTAOggetto : **Azione di Responsabilita'****Sono presenti alla votazione:**

n° 471 aventi diritto al voto per

n° 909.348.118 azioni, di cui n° 909.348.118 ammesse al voto,

pari al 31,013757% del capitale sociale rappresentato da azioni con diritto di voto nell'assemblea ordinaria.

La votazione ha dato il seguente esito:

| | | % Azioni Rappresentate (Quorum deliberativo) | % Azioni Ammesse al voto | %Cap. Soc. |
|--------------------|-------------|--|-----------------------------|------------|
| Favorevoli | 80.222 | 0,008822 | 0,008822 | 0,002736 |
| Contrari | 908.962.896 | 99,957638 | 99,957638 | 31,000619 |
| Sub Totale | 909.043.118 | 99,966459 | 99,966459 | 31,003355 |
| Astenuti | 294.019 | 0,032333 | 0,032333 | 0,010028 |
| Non Votanti | 10.981 | 0,001208 | 0,001208 | 0,000375 |
| Sub totale | 305.000 | 0,033541 | 0,033541 | 0,010402 |
| Totale | 909.348.118 | 100,000000 | 100,000000 | 31,013757 |

Ai sensi dell'art. 135-undecies del TUF **non sono computate** ai fini del calcolo della maggioranza e del capitale richiesto per l'approvazione della delibera numero 0 azioni pari al **0,000000%** delle azioni rappresentate in aula.



MT

Assemblea Ordinaria del 14 aprile 2016

LISTA ESITO DELLE VOTAZIONE
Oggetto: Azione di Responsabilita`

CONTRARI

| Badge | Ragione Sociale | Proprio | Delega | Totale |
|-------|---|---------|------------|------------|
| 1138 | BIANCHI PAOLA CLARA | 186 | 0 | 186 |
| 1218 | LAZZERONI CESARE | 131 | 0 | 131 |
| 1381 | ZICKER BRUNO | 0 | 0 | 0 |
| **D | FINTECH EUROPE S.A.R.L. | 0 | 93.576.074 | 93.576.074 |
| 1403 | CARADONNA GIANFRANCO MARIA | 0 | 5 | 5 |
| 1499 | SONNATI ALBERTO MARIO | 0 | 0 | 0 |
| 1524 | MANCINI GIACOMO | 1.500 | 0 | 1.500 |
| 1565 | GUGLIELMI VINCENZO | 4.000 | 0 | 4.000 |
| 1640 | BAGNAI ROSSANO | 3.682 | 0 | 3.682 |
| 1838 | NICODEMO GIUSEPPE | 4.499 | 0 | 4.499 |
| 1864 | TURRENI FRANCESCO | 28.406 | 0 | 28.406 |
| 1929 | FERRI TIZIANA | 10.000 | 0 | 10.000 |
| 1937 | LAZZI GUIDO | 3 | 0 | 3 |
| DE* | 1290 FUNDS - 1290 GLOBAL EQUITY MANAGERS FUND | 0 | 0 | 0 |
| DE* | 1973 IRREVOCABLE TRUST OF CD WEYERHAUSER | 0 | 57.638 | 57.638 |
| DE* | 1975 IRREVOCABLE TRUST OF CD WEYERHAUSER | 0 | 7.556 | 7.556 |
| DE* | 5) TAUBE HODSON STONEX PAR.LTD | 0 | 65.550 | 65.550 |
| DE* | ABBEY LIFE ASSURANCE COMPANY LIMITED | 0 | 461.928 | 461.928 |
| DE* | ABU DHABI RETIREMENT PENSIONS AND BENEFITS FUND | 0 | 572.424 | 572.424 |
| DE* | ALASKA PERMANENT FUND CORPORATION | 0 | 300.898 | 300.898 |
| DE* | ALKEN FUND | 0 | 17.176 | 17.176 |
| DE* | ALKEN FUND-EUROPEAN OPPORTUNITIES | 0 | 56.601.967 | 56.601.967 |
| DE* | AMERICAN HEART ASSOCIATION, INC | 0 | 80.734.550 | 80.734.550 |
| DE* | AQR DELTA SAPPHIRE FUND LP | 0 | 3.611 | 3.611 |
| DE* | ARAB BANK FOR ECONOMIC DEVELOPMENT IN AFRICA | 0 | 1.857 | 1.857 |
| DE* | ARBELLE INVESTISSEMENTS | 0 | 1.652 | 1.652 |
| DE* | ARKWRIGHT, LLC | 0 | 40.000 | 40.000 |
| DE* | ARROWGRASS MASTER FUND LTD | 0 | 25.409 | 25.409 |
| DE* | ASSURDIX | 0 | 8.850 | 8.850 |
| DE* | AVIVA INVESTORS INTERNATIONAL INDEX TRACKING FUND | 0 | 34.323 | 34.323 |
| DE* | AVIVA LIFE & PENSIONS UK LIMITED | 0 | 41.310 | 41.310 |
| DE* | AVIVA LIFE AND PENSIONS UK LIMITED | 0 | 32.863 | 32.863 |
| DE* | AXA | 0 | 34.963 | 34.963 |
| DE* | AXA ASSICURAZIONI SPA | 0 | 10.478.303 | 10.478.303 |
| DE* | AXA ASSURANCE IARD MUTUELLE | 0 | 11.981.035 | 11.981.035 |
| DE* | AXA ASSURANCE VIE MUTUELLE | 0 | 6.827.106 | 6.827.106 |
| DE* | AXA BELGIUM | 0 | 8.632.404 | 8.632.404 |
| DE* | AXA BELGIUM AFFECT OCA VIE 97 | 0 | 902.891 | 902.891 |
| DE* | AXA BELGIUM AFFECTATION OCA IARD | 0 | 11.149.688 | 11.149.688 |
| DE* | AXA BELGIUM S.A. | 0 | 5.262.213 | 5.262.213 |
| DE* | AXA FRANCE IARD | 0 | 2.288 | 2.288 |
| DE* | AXA INSURANCE UK PL | 0 | 17.593.048 | 17.593.048 |
| DE* | AXA KRANKENVERSICHERUNG AG | 0 | 13.772.022 | 13.772.022 |
| DE* | | 0 | 1.988.866 | 1.988.866 |

Pagina 1

20
397410
13
Teste:
in delegaAventi diritto:
in proprio:

Assemblea Ordinaria del 14 aprile 2016

LISTA ESITO DELLE VOTAZIONE

Oggetto: Azione di Responsabilita`

CONTRARI

| Badge | Ragione Sociale | Proprio | Delega | Totale |
|-------|--|---------|------------|------------|
| DE* | AXA LEBEN AG | 0 | 401.335 | 401.335 |
| DE* | AXA LEBENSVERSICHERUNG AG | 0 | 6.961.757 | 6.961.757 |
| DE* | AXA VERSICHERUNGEN AG | 0 | 3.817.902 | 3.817.902 |
| DE* | BANCO BILBAO VIZCAYA | 0 | 4.772.460 | 4.772.460 |
| DE* | BBH BOSTON CUST FOR THE ADVISORS` INNER CIRCLE FUND - CORNERSTONE ADVISORS` GLOBAL PUBLIC EQUITY FUND - PARAMETRIC PORTE | 121.772 | | 0 |
| DE* | BEAT DRUGS FUND ASSOCIATION | 0 | 5.839 | 5.839 |
| DE* | BELL ATLANTIC MASTER TRUST | 0 | 1 | 1 |
| DE* | BGI MSCI EAFE SMALL CAP EQUITY INDEX FUND B | 0 | 762.804 | 762.804 |
| DE* | BGI MSCI EMU IMI INDEX FUND B | 0 | 2.452 | 2.452 |
| DE* | BLACK DIAMOND OFFSHORE LTD. C.O. UBS (CAYMAN ISLANDS) LTD | 0 | 4.718 | 4.718 |
| DE* | BLACKROCK AM DE FOR ISHARES EURO STOXX UCITS LTD | 0 | 983.469 | 983.469 |
| DE* | BLACKROCK AM DE FOR ISHARES EURO STOXX UCITS ETF (DE) | 0 | 2.227.581 | 2.227.581 |
| DE* | BLACKROCK AM DE FOR ISHS EURO STOXX BANKS 30-15 UCITS ETF (DE) | 0 | 6.156.056 | 6.156.056 |
| DE* | BLACKROCK AM DE FOR ISHS STOXX EUROPE SMALL 200 UCITS ETF (DE) | 0 | 1.928.403 | 1.928.403 |
| DE* | BLACKROCK AM SCH AG OBO BIFS WORLD EX SW SMALL CAP EQ INDEX F | 0 | 166.089 | 166.089 |
| DE* | BLACKROCK INDEXED ALL-COUNTRY EQUITY FUND | 0 | 11.078 | 11.078 |
| DE* | BLACKROCK INST TRUST CO NA INV FUNDSFOR EMPLOYEE BENEFIT TR | 0 | 3.937.582 | 3.937.582 |
| DE* | BLACKROCK LIFE LIMITED | 0 | 4.681.820 | 4.681.820 |
| DE* | BLACKROCK MANAGED VOLATILITY V.I. FUND OF BLACKROCK VARIABLE SERIES FUNDS INC | 0 | 63.226 | 63.226 |
| DE* | BNP PARIBAS LI | 0 | 1.843.756 | 1.843.756 |
| DE* | BNY MELLON EMPLOYEE BENEFIT COLLECTIVE INVESTMENT FUND PLAN | 0 | 93.404 | 93.404 |
| DE* | BNYMTD (UK) AS TRUSTEE OF BLACKROCK CONTINENTAL EUROPE EQUITY TRY TRACKER FUND | 0 | 94.773 | 94.773 |
| DE* | BRIDGEWATER EQUITY FUND LLC. | 0 | 1.174.502 | 1.174.502 |
| DE* | BURNSWICK UNIT 2 QUALIFIED NUCLEAR DECOMMISSIONING FUND | 0 | 5.970 | 5.970 |
| DE* | BUNTING INTERNATIONAL DEVELOPED EQUITY TE LLC | 0 | 534 | 534 |
| DE* | BUREAU OF LABOR FUNDS- LABOR PENSION FUND | 0 | 291.100 | 291.100 |
| DE* | BUREAU OF LABOR FUNDS- LABOR PENSION FUND | 0 | 494.429 | 494.429 |
| DE* | BUREAU OF LABOR FUNDS-LABOR INSURANCE FUND 10F | 0 | 180.824 | 180.824 |
| DE* | BUREAU OF LABOR FUNDS-LABOR INSURANCE FUND 10F | 0 | 529.469 | 529.469 |
| DE* | BURNSWICK UNIT 1 QUALIFIED NUCLEAR DECOMMISSIONING FUND | 0 | 6.321 | 6.321 |
| DE* | CALIFORNIA PUBLIC EMPLOYEES RETIREMENT SYSTEM | 0 | 4 | 4 |
| DE* | CALIFORNIA STATE TEACHERS RETIREMENT SYSTEM | 0 | 71.767 | 71.767 |
| DE* | CALVERT RESP INX SRS, INC.-CLVRT DVD MKRTS EX-U.S. RSP IX END | 0 | 2.074 | 2.074 |
| DE* | CANADA PENSION PLAN INVESTMENT BOARD | 0 | 242.860 | 242.860 |
| DE* | CASEY FAMILY PROGRAMS | 0 | 106.313 | 106.313 |
| DE* | CCNPP, INC. MASTER DECOMM TRUSTUNIT ONE QUALIFIED FUND | 0 | 18.600 | 18.600 |
| DE* | CF DV ACWI EX-U.S. IMI FUND | 0 | 27.818 | 27.818 |
| DE* | CGE INVESTMENTS (NO. 2) S.A.R.L. | 0 | 43.758 | 43.758 |
| DE* | CITW FUND, LP | 0 | 5.564 | 5.564 |
| DE* | CITY OF NEW YORK GROUP TRUST | 0 | 709.810 | 709.810 |
| DE* | CLASSIC GLOBAL EQUITY FUND | 0 | 46.412.336 | 46.412.336 |
| DE* | CLASSIC LEVERAGED EQUITY FUND | 0 | 5.983.329 | 5.983.329 |

Pagina 2

20
397Aventi diritto:
in proprio:410 Teste:
13 in delega.

MT

Assemblea Ordinaria del 14 aprile 2016

LISTA ESITO DELLE VOTAZIONE

Oggetto: Azione di Responsabilita'

CONTRARI

| Badge | Ragione Sociale | Proprio | Delega | Totale |
|-------|--|---------|------------|------------|
| DE* | CLASSIC VALUE EQUITY FUND | 0 | 8.450.926 | 8.450.926 |
| DE* | COLLEGE RETIREMENT EQUITIES FUND | 0 | 2.090.179 | 2.090.179 |
| DE* | COMBUSTION ENGINEERING 524(G) ASBESTOS PI TRUST | 0 | 5.225 | 5.225 |
| DE* | COMMONWEALTH BANK GROUP SUPERANNUATION | 0 | 218.851 | 218.851 |
| DE* | COMMONWEALTH GLOBAL SHARE FUND 29 | 0 | 14.231 | 14.231 |
| DE* | CONNECTICUT GENERAL LIFE INSURANCE COMPANY | 0 | 13.178 | 13.178 |
| DE* | CONTINENTAL GROWTH & VALUE FUND | 0 | 113.298 | 113.298 |
| DE* | CSAA INSURANCE EXCHANGE | 0 | 40.156 | 40.156 |
| DE* | D.E. SHAW COUNTRY GLOBAL ALPHA EXTENSION PORTFOLIOS LLC | 0 | 440.779 | 440.779 |
| DE* | DALLAS POLICE AND FIRE PENSION SYSTEM | 0 | 511.575 | 511.575 |
| DE* | DE SHAW VALUE ALL COUNTRY ALPHA EXTENSION FUND | 0 | 897.996 | 897.996 |
| DE* | DEUTSCHE X-TRACKERS MSCI EMU HEDGED EQUITY ETF | 0 | 61.008 | 61.008 |
| DE* | DEVELOPED EX-FOSSIL FUEL INDEX FUND B | 0 | 7.956 | 7.956 |
| DE* | DONALDSON BURSTON INTL SER-THS PARTN | 0 | 270.211 | 270.211 |
| DE* | DOUBLE BLACK DIAMOND OFFSHORE LTD. UBS (CAYMAN ISLANDS) LTD. | 0 | 81.070 | 81.070 |
| DE* | EQ/OPPENHEIMER GLOBAL PORTFOLIO | 0 | 784.496 | 784.496 |
| DE* | ESSOR EUROPE | 0 | 596.893 | 596.893 |
| DE* | ETF5 DIVERSIFIED-FACTOR DEVELOPED EUROPE INDEX FUND | 0 | 655 | 655 |
| DE* | EURIZONCAPITAL SGR S.P.A. - EURIZON AZIONI ITALIA | 0 | 1.990.483 | 1.990.483 |
| DE* | EURIZONCAPITAL SGR S.P.A. - EURIZON AZIONI PMI EUROPA | 0 | 91 | 91 |
| DE* | EUROPACIFIC GROWTH FUND | 0 | 49.384.445 | 49.384.445 |
| DE* | EYELON PEACH BOTTOM UNIT 1 QUALIFIED FUND | 0 | 2.595 | 2.595 |
| DE* | FAMILY INVESTMENTS CHLD TRUST FUND | 0 | 62.920 | 62.920 |
| DE* | FAMILY INVESTMENTS GLOBAL ICVC FAMILY BALANCED INT FUND | 0 | 63.250 | 63.250 |
| DE* | FCP AMUNDI HORIZON | 0 | 1 | 1 |
| DE* | FCP BNP PARIBAS ACTIONS EUROLAND | 0 | 345.683 | 345.683 |
| DE* | FCP BOURBON 1 | 0 | 500.000 | 500.000 |
| DE* | FCP CARPIMKO EUROPE | 0 | 118.152 | 118.152 |
| DE* | FCP CURIE INVESTISSEMENTS | 0 | 170.000 | 170.000 |
| DE* | FCP ERAFP ACT EURS RO | 0 | 3.300.000 | 3.300.000 |
| DE* | FCP ERAFP ACT INDI1 | 0 | 789.268 | 789.268 |
| DE* | FCP RSI EURO P | 0 | 270.748 | 270.748 |
| DE* | FCP SAKKARAH 7 | 0 | 742 | 742 |
| DE* | FIDELITY FUNDS SICAV | 0 | 7.686 | 7.686 |
| DE* | FIDELITY INVESTMENT FUNDS -EDELITY GLOB | 0 | 2.321 | 2.321 |
| DE* | FIRE AND POLICE PENSION ASSN OFCOLORADO | 0 | 9.731 | 9.731 |
| DE* | FLEXSHARES MORNINGSSTAR DEVELOPED MARKETS EX-US FACTOR TILT INDEX FUND | 0 | 62.319 | 62.319 |
| DE* | FONDS RESERVE RETRAITES | 0 | 2.168.292 | 2.168.292 |
| DE* | FORD MOTOR COMPANY-DEFINED BENEFIT MASTER TRUST | 0 | 101.376 | 101.376 |
| DE* | FORD MOTOR COMPANY OF CANADA, LIMITED PENSION TRUST | 0 | 10.100 | 10.100 |
| DE* | FQ ESSENTIAL BEA FUND LTD | 0 | 45.187 | 45.187 |
| DE* | FRIENDS LIFE LIMITED | 0 | 17.231 | 17.231 |
| DE* | FRR | 0 | 419.490 | 419.490 |

Pagina 3

20
397410
13
Teste:
in delega:Avanti diritto:
in proprio:


Assemblea Ordinaria del 14 aprile 2016

LISTA ESITO DELLE VOTAZIONE

Oggetto: Azione di Responsabilita'

CONTRARI

| Badge | Ragione Sociale | Proprio | Delega | Totale |
|-------|--|---------|------------|------------|
| DE* | FTSE ALL WORLD INDEX FUND | 0 | 137.398 | 137.398 |
| DE* | GAM STAR FUND PLC | 0 | 1.120.540 | 1.120.540 |
| DE* | GARD COMMON CONTRACTUAL FUND | 0 | 78.917 | 78.917 |
| DE* | GLOBAL BOND FUND | 0 | 455.817 | 455.817 |
| DE* | GLOBAL X SCIENTIFIC BETA EUROPE ETF | 0 | 21.520 | 21.520 |
| DE* | GOVERNMENT OF NORWAY | 0 | 2.709.552 | 2.709.552 |
| DE* | GS TACS MARKET CONTINUOUS (INTL) LLC | 0 | 331.834 | 331.834 |
| DE* | H.E.S.T. AUSTRALIA LIMITED | 0 | 4.246.803 | 4.246.803 |
| DE* | HARRIS UNIT 1 QUALIFIED NUCLEAR DECOMMISSIONING FUND | 0 | 6.570 | 6.570 |
| DE* | HASLAM FAMILY INVESTMENT PARTNERSHIP | 0 | 7.872 | 7.872 |
| DE* | HENDERSON EUROPEAN ENHANCED EQ. | 0 | 57.148 | 57.148 |
| DE* | HONGKONG ELECTRIC DEFINED CONTRIBUTION SCHEME | 0 | 1.963 | 1.963 |
| DE* | HOSKING GLOBAL FUND PLC | 0 | 2.471.630 | 2.471.630 |
| DE* | HOSKING PARTNERS COLLECTIVE INVESTMENT TRUST | 0 | 145.367 | 145.367 |
| DE* | HRW TESTAMENTARY TRUST NO 3 | 0 | 12.722 | 12.722 |
| DE* | HRW TESTAMENTARY TRUST NO. 11 | 0 | 15.956 | 15.956 |
| DE* | HRW TESTAMENTARY TRUST NO. 12 | 0 | 22.112 | 22.112 |
| DE* | HRW TESTAMENTARY TRUST NO. 7 | 0 | 18.773 | 18.773 |
| DE* | HSBC AS TRUSTEE FOR SSGA EUROPE EX UK EQUITY TRACKER FUND | 0 | 1.474.896 | 1.474.896 |
| DE* | HSBC BANK PLC | 0 | 44.982 | 44.982 |
| DE* | HSBC ETFS PUBLIC LTD C HSBC ESI WORLDW | 0 | 108.700 | 108.700 |
| DE* | HSBC EUROPEAN INDEX FUND | 0 | 517.528 | 517.528 |
| DE* | HSBC GROUP HONG KONG LOCAL STAFF RETIREMENT BENEFIT SCHEME | 0 | 12.397 | 12.397 |
| DE* | HSBC INTERNATIONAL EQUITY POOLED FUND | 0 | 138.273 | 138.273 |
| DE* | HSBC UCITS COMMON CONTRACTUAL FUND | 0 | 13.220 | 13.220 |
| DE* | IBM 401K PLUS PLAN | 0 | 458.905 | 458.905 |
| DE* | IBM FRANCE | 0 | 33.000 | 33.000 |
| DE* | IBM H | 0 | 90.000 | 90.000 |
| DE* | INDIANA PUBLIC EMPLOYEES RETIREMENT FUND | 0 | 145.201 | 145.201 |
| DE* | ING DIRECT | 0 | 178.125 | 178.125 |
| DE* | INTEL CORPORATION RETIREE MEDICAL PLAN TRUST | 0 | 21.900 | 21.900 |
| DE* | INTERNATIONAL MONETARY FUND | 0 | 37.922 | 37.922 |
| DE* | INTERNATIONAL MONETARY FUND | 0 | 38.824 | 38.824 |
| DE* | INVESCO FUNDS | 0 | 1.541.110 | 1.541.110 |
| DE* | INVESCO FUNDS SERIES 4 | 0 | 12.500.011 | 12.500.011 |
| DE* | INVESCO GLOBAL SMALL CAP EQUITY POOL | 0 | 326.013 | 326.013 |
| DE* | INVESCO PERPETUAL GLOBAL SMALLER CO. FD | 0 | 2.778.385 | 2.778.385 |
| DE* | INVESTIN PRO.F.M.B.A. GLOBAL EQUITIES I | 0 | 182 | 182 |
| DE* | IQ 50 PERCENT HEDGED FTSE EUROPE ETF | 0 | 8.950 | 8.950 |
| DE* | IRISH LIFE ASSURANCE | 0 | 12.776 | 12.776 |
| DE* | ISHARES INVESTK MIT TGV F ISHS ST. EUROPE600 BS UCITS ETF DE | 0 | 1.245.886 | 1.245.886 |
| DE* | ISHARES IN PUBLIC LIMITED COMPANY | 0 | 198.582 | 198.582 |
| DE* | ISHARES INTERNATIONAL FUNDAMENTAL INDEX ETF | 0 | 133.088 | 133.088 |

Pagina 4

20
397

Aventi diritto: 410 Feste:
 in proprio: 13 in delega:

Assemblea Ordinaria del 14 aprile 2016

LISTA ESITO DELLE VOTAZIONE

Oggetto: Azione di Responsabilita'

CONTRARI

| Badge | Ragione Sociale | Proprio | Delega | Totale |
|-------|---|---------|------------|------------|
| DE* | ISHARES MSCI EAFE SMALL CAP ETF | 0 | 8.554 | 8.554 |
| DE* | ISHARES MSCI EUROPE IMI INDEX ETF | 0 | 6.910 | 6.910 |
| DE* | ISHARES PUBLIC LIMITED COMPANY | 0 | 6.648.995 | 6.648.995 |
| DE* | ISHARES VII PLC | 0 | 3.882.419 | 3.882.419 |
| DE* | JANUS ADAPTIVE GLOBAL ALLOCATION FUND | 0 | 2.045 | 2.045 |
| DE* | JNL/OPPENHEIMER GLOBAL GROWTH FUND | 0 | 3.634.821 | 3.634.821 |
| DE* | JOHN HANCOCK FUNDS II STRATEGIC EQUITY ALLOCATION FUND | 0 | 78.818 | 78.818 |
| DE* | JTW TRUST NO. 1 UAD 9/19/02 | 0 | 442 | 442 |
| DE* | JTW TRUST NO. 2 UAD 9/19/02 | 0 | 467 | 467 |
| DE* | JTW TRUST NO. 3 UAD 9/19/02 | 0 | 852 | 852 |
| DE* | JTW TRUST NO. 4 UAD 9/19/02 | 0 | 12.755 | 12.755 |
| DE* | KANSAS PUBLIC EMPLOYEES RETIREMENT SYSTEM | 0 | 7.208 | 7.208 |
| DE* | LA FRANCAISE LUX | 0 | 180.000 | 180.000 |
| DE* | LAWRENCE LIVERMORE NATIONAL SECURITY, LLC AND LOS ALAMOS NATIONAL SECURITY, LLC DEFINED BENE | 0 | 6.285 | 6.285 |
| DE* | LEGAL & GENERAL AUTHORISED CONTRACTUAL SCHEME | 0 | 31.694 | 31.694 |
| DE* | LEGAL AND GENERAL ASSURANCE PENSIONS MANAGEMENT LIMITED | 0 | 1.311.573 | 1.311.573 |
| DE* | LEGAL AND GENERAL COLLECTIVE INVESTMENT TRUST | 0 | 58.715 | 58.715 |
| DE* | LOUISIANA STATE EMPLOYEES' RETIREMENT SYSTEM | 0 | 621 | 621 |
| DE* | LVS II LLC | 0 | 12.504.129 | 12.504.129 |
| DE* | M+G INVESTMENT FUNDS (1) - M+G EUROPEAN INDEX TRACKER FUND | 0 | 16.500 | 16.500 |
| DE* | M+G INVESTMENT FUNDS (12) - M+G GLOBAL RECOVERY FUND | 0 | 1.745.400 | 1.745.400 |
| DE* | M+G INVESTMENT FUNDS (4) - M+G EPISODE ALLOCATION FUND | 0 | 1.804.341 | 1.804.341 |
| DE* | M+G INVESTMENT FUNDS (4) - M+G EPISODE GROWTH FUND | 0 | 20.876.716 | 20.876.716 |
| DE* | M+G INVESTMENT FUNDS (7) - M+G EPISODE DEFENSIVE FUND | 0 | 132.528 | 132.528 |
| DE* | MAINFIRST SICAV | 0 | 29.671.458 | 29.671.458 |
| DE* | MALACHITE 35 TRUST | 0 | 153.141 | 153.141 |
| DE* | MANAGED PENSION FUNDS LIMITED | 0 | 143.227 | 143.227 |
| DE* | MARYLAND STATE RETIREMENT & PENSION SYSTEM | 0 | 233.937 | 233.937 |
| DE* | MASSMUTUAL PREMIER GLOBAL FUND | 0 | 1.519.403 | 1.519.403 |
| DE* | MERCER QIF CCF | 0 | 979.240 | 979.240 |
| DE* | MET INVESTORS SERIES TRUST- OPPENHEIMER GLOBAL EQUITY PTF | 0 | 290.149 | 290.149 |
| DE* | METROPOLITAN SERIES FUND- MSCI EAFE INDEX PORTFOLIO | 0 | 1 | 1 |
| DE* | MIF WORLD EQUITY | 0 | 136.646 | 136.646 |
| DE* | MILLIKEN (AND) COMPANY | 0 | 6.680 | 6.680 |
| DE* | MFC LIMITED | 0 | 11 | 11 |
| DE* | MORGAN STANLEY INST F INC - ACTIVE INT ALLOCATION PTF | 0 | 8.320 | 8.320 |
| DE* | MSCI EAFE SMALL CAP PROV INDEX SEC COMMON TR F | 0 | 643.749 | 643.749 |
| DE* | MUNICIPAL EMPLOYEES' ANNUITY AND BENEFIT FUND OF CHICAGO | 0 | 278.571 | 278.571 |
| DE* | NAT WEST BANK PLC AS TRUSTEE OF LEG & GEN GLOBAL EQT IND FD | 0 | 4.500 | 4.500 |
| DE* | NAT WEST BK AS TRUSTEE OF LEGAL & GENERAL EUROPEAN INDEX TR | 0 | 1.477.688 | 1.477.688 |
| DE* | NAT WEST BK PLC AS TRUSTEE OF THE LEGAL & GENERAL INT IND TR | 0 | 84.490 | 84.490 |
| DE* | NATIONAL COUNCIL FOR SOCIAL SECURITY FUND, P.R.C | 0 | 208.857 | 208.857 |
| DE* | NATIONAL TREASURY MANAGEMENT AGENCY (AS CONTROLLER AND MANAGER OF THE IRELAND STRATEGIC INVESTM | 0 | 432.607 | 432.607 |

Pagina 5

20
3974/10 Teste: -
13 in delega:Aventi diritto:
in proprio:


Assemblea Ordinaria del 14 aprile 2016

LISTA ESITO DELLE VOTAZIONE

Oggetto: Azione di Responsabilita`

CONTRARI

| Badge | Ragione Sociale | Proprio | Delega | Totale |
|-------|---|---------|------------|------------|
| DE* | NEW MEXICO STATE INVESTMENT COUNCIL | 0 | 94.926 | 94.926 |
| DE* | NEW ZEALAND SUPERANNUATION FUND | 0 | 165.253 | 165.253 |
| DE* | NEXTERA ENERGY DUANE ARNOLD LLCNQ DECOMMISSIONING TRUST | 0 | 6.882 | 6.882 |
| DE* | NORGES BANK | 0 | 1 | 1 |
| DE* | NORTHERN TRUST GLOBAL INVESTMENTS COLLECTIVE FUNDS TRUST | 0 | 1.645.569 | 1.645.569 |
| DE* | NORTHERN TRUST UCITS COMMON CONTRACTUAL FUND | 0 | 600.364 | 600.364 |
| DE* | NORTHROP GRUMMAN CORPORATION VEBRA MASTER TRUST I | 0 | 17.251 | 17.251 |
| DE* | NSP MINNESOTA PRAIRIE I RETAIL QUALIFIED TRUST | 0 | 15.592 | 15.592 |
| DE* | NSP MONTICELLO MINNESOTA RETAILQUALIFIED TRUST | 0 | 24.740 | 24.740 |
| DE* | NTGI-QM COMMON DAILY ALL COUNWD EX-US INV MKT INDEX F NONLEND | 0 | 86.232 | 86.232 |
| DE* | NUCLEAR LIABILITIES FUND LIMITED | 0 | 54.483 | 54.483 |
| DE* | NUMERIC INVESTORS LLC | 0 | 29.000 | 29.000 |
| DE* | NUMERIC MULTI STRATEGY MARKET NEUTRAL LEVERED OFFSHORE FUND LIMITED | 0 | 1.196 | 1.196 |
| DE* | OFI SMART ISR | 0 | 337.241 | 337.241 |
| DE* | OFITC GLOBAL FUND | 0 | 684.517 | 684.517 |
| DE* | OLD WESTBURY SMALL AND MID CAP FUND. | 0 | 391.750 | 391.750 |
| DE* | ONEPATH GLOBAL SHARES - SMALL CAP INDEX | 0 | 123.052 | 123.052 |
| DE* | ONTARIO TEACHERS PENSION PLAN BOARD | 0 | 409.068 | 409.068 |
| DE* | OPPENHEIMER GLOBAL ALLOCATION FUND | 0 | 761.297 | 761.297 |
| DE* | OPPENHEIMER GLOBAL FUND | 0 | 40.538.480 | 40.538.480 |
| DE* | OPPENHEIMER GLOBAL MULTI-ASSET GROWTH FUND | 0 | 30.591 | 30.591 |
| DE* | OPPENHEIMER VARIABLE GLOBAL FUND/VA | 0 | 9.956.486 | 9.956.486 |
| DE* | PACER AUTOPILOT HEDGED EUROPEANINDEX ET | 0 | 1.687 | 1.687 |
| DE* | PACIFIC GAS AND ELECTRIC QUALIFIED CPUC DECOMMISSIONING TRUST | 0 | 9.000 | 9.000 |
| DE* | PARAMETRIC INTERNATIONAL EQUITY FUND | 0 | 31.090 | 31.090 |
| DE* | PENSION RESERVES INVESTMENT TRUST FUND | 0 | 1 | 1 |
| DE* | PENSIONSDANMARK PENSIONSFORSIKRINGSRAKTIESELSKAB | 0 | 31.730 | 31.730 |
| DE* | PNC BANK NA | 0 | 58.300 | 58.300 |
| DE* | POINT BEACH UNIT 1 AND UNIT 2 NQ TRUST-ACCOUNTING MECHANISM | 0 | 558 | 558 |
| DE* | POOL RE JPM REI EQUITY POOL REINSURANCE COMPANY LIMITED | 0 | 23.350 | 23.350 |
| DE* | POWERSHARES GLOBAL FUNDS IRELAND PLC | 0 | 13.246 | 13.246 |
| DE* | POWERSHARES GLOBAL FUNDS IRELAND PUBLIC LIMITED COMPANY | 0 | 15.155 | 15.155 |
| DE* | PRESBYTERIAN CHURCH (USA) FOUNDATION | 0 | 7.538 | 7.538 |
| DE* | PROSHARES HEDGED FTSE EUROPE ETF | 0 | 6.535 | 6.535 |
| DE* | PRUDENTIAL RETIREMENT INSURANCE & ANNUITY COMPANY | 0 | 636.506 | 636.506 |
| DE* | PS FTSE RAFI DEVEL MAR EXUS PORT | 0 | 705.544 | 705.544 |
| DE* | PUBLIC EMPLOYEES RETIREMENT ASSOCIATION OF COLORADO | 0 | 330.827 | 330.827 |
| DE* | PUBLIC EMPLOYEES RETIREMENT SYSTEM OF OH | 0 | 4 | 4 |
| DE* | QUAESTIO INVESTMENTS | 0 | 17.803 | 17.803 |
| DE* | QUEENSLAND LOCAL GOVERNMENT SUPERANNUATI | 0 | 53.446 | 53.446 |
| DE* | R PHARMA DYSE | 0 | 263.175 | 263.175 |
| DE* | REASSURE LIMITED | 0 | 97.136 | 97.136 |
| DE* | REBUS GROUP PENSION SCHEME | 0 | 219.184 | 219.184 |

Pagina 6

20
397410 Teste:
13 in delega:Avanti diritto:
in proprio:


LISTA ESITO DELLE VOTAZIONE

Oggetto: Azione di Responsabilita'

CONTRARI

| Badge | Ragione Sociale | Proprio | Delega | Totale |
|-------|---|---------|------------|------------|
| DE* | RETAIL EMPLOYEES SUPERANNUATION TRUST | 0 | 531.768 | 531.768 |
| DE* | RETAIL EMPLOYEES SUPERANNUATION TRUST | 0 | 8.793.999 | 8.793.999 |
| DE* | ROBINSON UNIT 2 QUALIFIED NUCLEAR DECOMMISSIONING FUND | 0 | 5.502 | 5.502 |
| DE* | ROMAN CATHOLIC BISHOP OF SPRINGFIELD A CORPORATION SOLE | 0 | 153 | 153 |
| DE* | ROTHSCHILD & CIE BANQUE BACK OFFICES | 0 | 12.816.950 | 12.816.950 |
| DE* | ROTHSCHILD AND CIE GESTION | 0 | 306.020 | 306.020 |
| DE* | ROYAL BANK OF CANADA (CHANNELL ISLANDS) LIMITED | 0 | 10.000 | 10.000 |
| DE* | RUSSELL DEVELOPED EX-U.S. LARGE CAP INDEX FUND B | 0 | 20.207 | 20.207 |
| DE* | RUSSELL INVESTMENT COMPANY II PLC | 0 | 476.946 | 476.946 |
| DE* | RUSSELL INVESTMENT COMPANY IV PLC | 0 | 454.922 | 454.922 |
| DE* | RUSSELL INVESTMENT COMPANY PLC | 0 | 1.020.660 | 1.020.660 |
| DE* | RUSSELL MULTI-ASSET FACTOR EXPOSURE FUND | 0 | 85.563 | 85.563 |
| DE* | SCHWAB FUNDAMENTAL INTER LARGE COMP IN F | 0 | 642.932 | 642.932 |
| DE* | SCHWAB FUNDAMENTAL INTERNATIONAL LARGE COMPANY ETF | 0 | 446.227 | 446.227 |
| DE* | SCOTTISH WIDOWS INV SOL F ICVC- FUNDAMENTAL INDEX GLB EQ F | 0 | 862.510 | 862.510 |
| DE* | SCOTTISH WIDOWS OVERSEAS GROWTH INV F ICVC - EURO GROWTH F | 0 | 25.968 | 25.968 |
| DE* | SEASONS SERIES TRUST INTERNATIONAL EQUITY PORTFOLIO | 0 | 48.784 | 48.784 |
| DE* | SENTINEL INTERNATIONAL FUND | 0 | 6.190 | 6.190 |
| DE* | SENTINEL INTERNATIONAL TRUST | 0 | 42.945 | 42.945 |
| DE* | SOUTHERN CALIFORNIA EDISON NUCLEAR FACILITIES CPUC DECOMMISSIONI | 0 | 7.042 | 7.042 |
| DE* | SPDR EURO STOXX SMALL CAP ETF | 0 | 370.219 | 370.219 |
| DE* | SPDR MSCI ACWI EX-US ETF | 0 | 239.953 | 239.953 |
| DE* | SPDR MSCI ACWI IMI ETF | 0 | 5.819 | 5.819 |
| DE* | SPDR S&P WORLD (EX-US) ETF | 0 | 155.117 | 155.117 |
| DE* | SPDR S+P INTERNATIONAL FINANCIAL SECTOR ETF | 0 | 5.056 | 5.056 |
| DE* | SPDR S+P WORLD EX AUSTRALIA FUND | 0 | 9.653 | 9.653 |
| DE* | SS BK AND TRUST COMPANY INV FUNDS FOR TAXEXEMPT RETIREMENT PL | 0 | 4.748.520 | 4.748.520 |
| DE* | SSGA FTSE RAFI DEVELOPED 1000 INDEX NON-LENDING COMMON TR F | 0 | 227.483 | 227.483 |
| DE* | SSGA GROSS ROLL UP UNIT TRUST | 0 | 57.158 | 57.158 |
| DE* | SSGA RUSSELL FD GL EX-US INDEX NONLENDING QP COMMON TRUST FUND | 0 | 104.760 | 104.760 |
| DE* | SSGA SPDR ETFs EUROPE II PUBLIC LIMITED COMPANY | 0 | 320.436 | 320.436 |
| DE* | ST. JOSEPH HEALTH SYSTEM | 0 | 15 | 15 |
| DE* | STANLIB FUNDS LIMITED STANDARD BANK HOUSE | 0 | 348.753 | 348.753 |
| DE* | STATE OF ALASKA RETIREMENT AND BENEFITS PLANS | 0 | 110.561 | 110.561 |
| DE* | STATE OF WISCONSIN INVESTMENT BOARD | 0 | 1 | 1 |
| DE* | STATE OF WISCONSIN INVESTMENT BOARD | 0 | 69.284 | 69.284 |
| DE* | STATE STREET GLOBAL ADVISORS LUXEMBOURG SICAV | 0 | 6.523 | 6.523 |
| DE* | STATE STREET IRELAND UNIT TRUST | 0 | 12 | 12 |
| DE* | STATE STREET TRANSITION FUND B | 0 | 43.909 | 43.909 |
| DE* | STATE STREET TRUSTEES LTD ATF ABERDEEN CAPITAL TRUST | 0 | 126.871 | 126.871 |
| DE* | STATE SUPER FINANCIAL SERVICES AUSTRALIA LIMITED AS TRUSTEE FOR THE INT EQ SECT TRUST | 0 | 107.855 | 107.855 |
| DE* | STATE TEACHERS RETIREMENT SYSTEM | 0 | 65.207 | 65.207 |
| DE* | STATES OF JERSEY COMMON INVESTMENT FUND | 0 | 35.210 | 35.210 |

Pagina 7

20
397410
13
Teste:
in proprio:Aventi diritto:
in proprio:


Assemblea Ordinaria del 14 aprile 2016

LISTA ESITO DELLE VOTAZIONE

Oggetto: Azione di Responsabilita'

CONTRARI

| Badge | Ragione Sociale | Proprio | Delega | Totale |
|-------|--|---------|-----------|-----------|
| DE* | STEWARDSHIP FOUNDATION | 0 | 3.775 | 3.775 |
| DE* | STG BEF VOOR HET LEVENSMID. BEDRIJF IPM | 0 | 601.205 | 601.205 |
| DE* | STG PFDS V.D. GRAFISCHE | 0 | 958.813 | 958.813 |
| DE* | STICHTING BEDRIJFST VOOR HET BEROEPSVERVOER OVER DE WEG | 0 | 29.879 | 29.879 |
| DE* | STICHTING HEINEREN PENSIOENFONDS | 0 | 904.098 | 904.098 |
| DE* | STICHTING PENSIOENFONDS HORECA & CATERING | 0 | 191.535 | 191.535 |
| DE* | STICHTING PENSIOENFONDS VAN DE METALEKTRO (PME) | 0 | 613.598 | 613.598 |
| DE* | STICHTING PENSIOENFONDS VAN DEABN AMRO BANK N.V. | 0 | 801.132 | 801.132 |
| DE* | STICHTING PENSIOENFONDS VOOR HULSARTSEN | 0 | 95.028 | 95.028 |
| DE* | STICHTING PGGM DEPOSITARY | 0 | 900.000 | 900.000 |
| DE* | STICHTING PHILLIPS PENSIOENFONDS | 0 | 468.467 | 468.467 |
| DE* | SUBSIDIZED SCHOOLS PROVIDENT FUND | 0 | 48.741 | 48.741 |
| DE* | SUNSUPER SUPERANNUATION FUND | 0 | 6.931 | 6.931 |
| DE* | T ROME PRICE INTERNATIONAL EQUITY INDEX | 0 | 89.972 | 89.972 |
| DE* | TAX - MANAGED INTERNATIONAL EQUITY PORTFOLIO | 0 | 26.721 | 26.721 |
| DE* | TEACHER RETIREMENT SYSTEM OF TEXAS | 0 | 12 | 12 |
| DE* | THE BARCLAYS BANK UK RETIREMENT FUND | 0 | 2.421.610 | 2.421.610 |
| DE* | THE BUNTING FAM INT DEVELOPED EQUITY LIMITED LIABILITY CO | 0 | 30.580 | 30.580 |
| DE* | THE REGENTS OF THE UNIVERSITY OF CALIFORNIA | 0 | 357.006 | 357.006 |
| DE* | THE ROCKEFELLER FOUNDATION | 0 | 105.735 | 105.735 |
| DE* | THE STATE OF CONNECTICUT ACTINGTHROUGH ITS TREASURER | 0 | 6.759 | 6.759 |
| DE* | THE TIFF KEYSTONE FUND, L.P. | 0 | 58.016 | 58.016 |
| DE* | THE TRUSTEES OF CONOCOPHILLIPS PENSION PLAN | 0 | 75.650 | 75.650 |
| DE* | THE TRUSTEES OF SAL PENSION SCHEME | 0 | 25.980 | 25.980 |
| DE* | THE TRUSTEES OF THE BT PENSION SCHEME | 0 | 1.969.817 | 1.969.817 |
| DE* | THE TRUSTEES OF THE PHILLIPS 66 UK PENSION PLAN | 0 | 13.768 | 13.768 |
| DE* | THE WALT DISNEY COMPANY RETIREMENT PLAN MASTER TRUST | 0 | 9.183 | 9.183 |
| DE* | THS EUROPEAN GROWTH & VALUE FUND | 0 | 104.402 | 104.402 |
| DE* | THS INTERNATIONAL GROWTH & VALUE FUND | 0 | 3.970.308 | 3.970.308 |
| DE* | TIFF INVESTMENT PROGRAM, INC - TIFF MULTI-ASSET FUND | 0 | 358.024 | 358.024 |
| DE* | TREDJE AP-FONDEN | 0 | 1 | 1 |
| DE* | UAW RETIREE MEDICAL BENEFITS TRUST | 0 | 892.403 | 892.403 |
| DE* | UBS (CH) INSTITUTIONAL FUND - EQUITIES GLOBAL SMALL CAP PASSIVE II | 0 | 45.995 | 45.995 |
| DE* | UBS (US) GROUP TRUST | 0 | 127.956 | 127.956 |
| DE* | UBS ETF | 0 | 116.584 | 116.584 |
| DE* | UBS FTSE RAFI DEVELOPED 1000 INDEX FUND | 0 | 73.362 | 73.362 |
| DE* | UBS FUND MGT (CH) AG | 0 | 357.891 | 357.891 |
| DE* | UBS GLOBAL ASSET MANAGEMENT LIFE LTD | 0 | 794.979 | 794.979 |
| DE* | UMC BENEFIT BOARD, INC | 0 | 50.533 | 50.533 |
| DE* | UPS GROUP TRUST | 0 | 191.040 | 191.040 |
| DE* | VALIC COMPANY I - GLOBAL SOCIAL AWARENESS FUND | 0 | 1.405 | 1.405 |
| DE* | VALIC COMPANY I - INTERNATIONAL EQUITIES FUND | 0 | 1.292 | 1.292 |
| DE* | VANGUARD DEVEL ALL-CAP EX NORTH AMERICA EQT IND POOLED FUND | 0 | 4.254 | 4.254 |



Pagina 8

Assemblea Ordinaria del 14 aprile 2016

LISTA ESITO DELLE VOTAZIONI

Oggetto: Azione di Responsabilita'

CONTRARI

| Badge | Ragione Sociale | Proprio | Delega | Totale |
|-------|--|---------|-------------|-------------|
| DE* | VANGUARD DEVELOPED MARKETS INDEX FUND | 0 | 8.211.760 | 8.211.760 |
| DE* | VANGUARD EUROPEAN STOCK INDEX FUND | 0 | 272.140 | 272.140 |
| DE* | VANGUARD FTSE ALL-WORLD EX US INDEX FUND | 0 | 165.857 | 165.857 |
| DE* | VANGUARD FTSE DEVELOPED ALL CAP EX NORTH AMERICA INDEX ETF | 0 | 4.919 | 4.919 |
| DE* | VANGUARD FTSE DEVELOPED EUROPE ALL CAP INDEX ETF | 0 | 29.891 | 29.891 |
| DE* | VANGUARD FTSE DEVELOPED EUROPE INDEX ETF | 0 | 3.891 | 3.891 |
| DE* | VANGUARD FUNDS PLC | 0 | 383.706 | 383.706 |
| DE* | VANGUARD INTERNATIONAL SMALL COMPANIES I | 0 | 167.951 | 167.951 |
| DE* | VANGUARD INV F ICVC-VANGUARD FTSE DEV EUROPE EX-UK EQ INDEX F | 0 | 530.806 | 530.806 |
| DE* | VANGUARD INV FDS ICVC-VANG FTSE DEV WOR LD EX - UK EQT IND FD | 0 | 193.881 | 193.881 |
| DE* | VANGUARD INVESTMENT SERIES, PLC | 0 | 777.957 | 777.957 |
| DE* | VANGUARD INVESTMENTS COMMON CONTRACTUAL FUND | 0 | 126.138 | 126.138 |
| DE* | VANGUARD INVESTMENTS II COMMON CONTRACTUAL FUND | 0 | 41.627 | 41.627 |
| DE* | VANGUARD TOTAL INTERNATIONAL STOCK INDEX | 0 | 7.200.453 | 7.200.453 |
| DE* | VANGUARD TOTAL WORLD STOCK INDEX FUND | 0 | 472.739 | 472.739 |
| DE* | VY OPPENHEIMER GLOBAL PORTEFOLIO | 0 | 684.493 | 684.493 |
| DE* | WASHINGTON STATE INVESTMENT BOARD | 0 | 697.776 | 697.776 |
| DE* | WBW TRUST NUMBER ONE | 0 | 11.218 | 11.218 |
| DE* | WELLS FARGO BK DECL OF TR EST INV FUNDS FOR EMPLOYEE BEN TR | 0 | 71.929 | 71.929 |
| DE* | WELLS FARGOMASTER TRUST DIVERSIFIED STOCK PORTEFOLIO | 0 | 17.085 | 17.085 |
| DE* | WEST MIDLANDS METROPOLITAN AUT PENS FD | 0 | 582.824 | 582.824 |
| DE* | WEST YORKSHIRE PENSION FUND | 0 | 25.000 | 25.000 |
| DE* | WHEELS COMMON INVESTMENT FUND | 0 | 89.485 | 89.485 |
| DE* | WISDOMTREE EUROPE LOCAL RECOVERY FUND | 0 | 5.305 | 5.305 |
| DE* | WYOMING RETIREMENT SYSTEM | 0 | 37.418 | 37.418 |
| 2631 | MARCHETTI BEATRICE | 5 | 0 | 5 |
| 3413 | USAI DAVIDE | 0 | 0 | 0 |
| DE* | FONDAZIONE MONTE DEI PASCHI DI SIENA | 0 | 43.618.300 | 43.618.300 |
| 728 | BURRONI STEFANO | 25.045 | 0 | 25.045 |
| DE* | ALLEANZA ASSICURAZIONI S.P.A | 0 | 1.823.902 | 1.823.902 |
| DE* | GENERALI ITALIA SPA | 0 | 13.888 | 13.888 |
| 804 | GERMINARA CARMINE | 0 | 4.554 | 4.554 |
| 911 | PERUZZI MARIO | 95.478 | 0 | 95.478 |
| 918 | ASSOCIAZIONE AZIONE BANCA MONTE DEI PASCHI DI SIENA IN PERSONA DI GUIDO ANTOLINI | 0 | 218.202 | 218.202 |
| 973 | TOSELLI BARBARA | 2 | 0 | 2 |
| 997 | DI STEFANO STEFANO | 0 | 0 | 0 |
| DE* | MINISTERO DELL'ECONOMIA E DELLE FINANZE | 0 | 117.997.241 | 117.997.241 |

Totale voti 908.962.896
 Percentuale votanti % 99,957638
 Percentuale Capitale % 31,000619

Aventi diritto:
 in proprio: 410
 in delega: 13

Teste:
 20
 397

Pagina 9



ST

Assemblea Ordinaria del 14 aprile 2016


LISTA ESITO DELLE VOTAZIONE

Oggetto: Azione di Responsabilita`

ASTENUTI

| Badge | Ragione Sociale | Proprio | Delega | Totale |
|-------|--|---------|---------|---------|
| 1106 | GALASSINI OMERO | 6.000 | 0 | 6.000 |
| 1257 | GUERRINI IVANO | 1.025 | 0 | 1.025 |
| 1375 | GIARDI UDIO | 219 | 0 | 219 |
| 1712 | MASSONE ENRICO | 35.000 | 0 | 35.000 |
| 1957 | RAPPR. DESIGNATO EX ART. 135 UNDECIES TUF IN PERSONA DI ENRICO MONICELLI | 0 | 0 | 0 |
| DE* | FONDO GESTIELLE OBIETTIVO ITALIA DI ALETTI GESTIELLE S.G.R. | 0 | 150.000 | 150.000 |
| DE* | GESTIELLE CEDOLA ITALY OPPORTUNITY DI ALETTI GESTIELLE SGR | 0 | 100.000 | 100.000 |
| 2517 | MARTINELLI ENZO | 525 | 0 | 525 |
| 2548 | ANDRENACCI PIETRO | 200 | 0 | 200 |
| 2747 | FIorenzani PIER PAOLO | 200 | 0 | 200 |
| 3021 | MILAZZO STEFANO | 850 | 0 | 850 |

Totale voti 294.019
Percentuale votanti % 0,032333
Percentuale Capitale % 0,010028



Aventi diritto:
in proprio:

10 Teste:
8 in delega:

Pagina 10

MT

Assemblea Ordinaria del 14 aprile 2016

LISTA ESITO DELLE VOTAZIONE

Oggetto: Azione di Responsabilita`

NON VOTANTI

| Badge | Ragione Sociale | Proprio | Delega | Totale |
|-------|-------------------|---------|--------|--------|
| 1187 | ARMENTANO FAUSTO | 7.500 | 0 | 7.500 |
| 1334 | RICCI VIVIANO | 131 | 0 | 131 |
| 2984 | PISANU PIERO | 2.000 | 0 | 2.000 |
| 579 | CAVALLI ALDO | 10 | 0 | 10 |
| 895 | MORGANTINI MARINO | 1.340 | 0 | 1.340 |

Totale voti 10.981
Percentuale votanti % 0,001208
Percentuale Capitale % 0,000375



Aventi diritto:
in proprio:

5 Teste:
5 in delega:

5 0


Assemblea Ordinaria del 14 aprile 2016

LISTA ESITO DELLE VOTAZIONE

Oggetto: Azione di Responsabilita`

FAVOREVOLI

| Badge | Ragione Sociale | Proprio | Delega | Totale |
|-------------------------------|--|-----------------|--------|--------|
| 1158 | NALDINI LUCIANO | 4 | 0 | 4 |
| 1228 | CASTELLI STEFANIA | 1.284 | 0 | 1.284 |
| 1457 | ROMAGNOLI GIUSEPPE | 372 | 0 | 372 |
| 1481 | ANICHINI FABIO | 0 | 400 | 400 |
| 1635 | LAZZERINI ENRICO DINO | 150 | 0 | 150 |
| 1658 | SEMPlici ROMOLO | 600 | 5 | 605 |
| 1725 | BIVONA GIUSEPPE | 0 | 0 | 0 |
| RL* | BLUEBELL PARTNERS LIMITED | 6 | 0 | 6 |
| 1775 | MONTIGIANI MAURIZIO | 1.000 | 0 | 1.000 |
| 1857 | ACETOSI ROBERTO | 1.557 | 0 | 1.557 |
| 2031 | BRACALI LEONARDO | 711 | 0 | 711 |
| 2041 | BAIOCCHI MAURO | 10 | 0 | 10 |
| 2603 | MENSINI MARIO | 3.997 | 0 | 3.997 |
| 2617 | SESTIGIANI NORBERTO | 20 | 0 | 20 |
| 2684 | PIOCHI PAOLO | 8.000 | 0 | 8.000 |
| 2697 | BURRINI SERGIO | 357 | 0 | 357 |
| 2823 | SAPIENZA SALVATORE | 0 | 500 | 500 |
| 2885 | PEZZIMENTI MARIO | 219 | 10.950 | 10.950 |
| 2963 | INNOCENTI ROBERTO | 21 | 0 | 21 |
| 2965 | BORGIANI LUISA | 110 | 0 | 110 |
| 3046 | MUGNAINI MARCELLA | 0 | 0 | 0 |
| 3053 | MARMUGI RENZO | 1.239 | 0 | 1.239 |
| 543 | PACCHIARINI MARCO | 3.600 | 2.216 | 5.816 |
| 555 | FALASCHI PAOLO EMILIO | 976 | 0 | 976 |
| 587 | CONFORTI ALESSANDRO | 0 | 1.291 | 1.291 |
| 841 | BARNI MARIO | 7.741 | 0 | 7.741 |
| 861 | ASSOCIAZIONE BUONGOVERNO IN PERSONA DI CAMBI MARIA ALBERTA | 0 | 32.886 | 32.886 |
| Totale voti | | 80.222 | | |
| Percentuale votanti % | | 0,008822 | | |
| Percentuale Capitale % | | 0,002736 | | |



Avanti diritto:
in proprio: 20

46 Teste:
20 in delega:

Pagina 12

MT

Assemblea Ordinaria del 14 aprile 2016ALLEGATO LETT. N ALL'ATTON° 34933 DI REPERTORIOP° 16921 DI RACCOLTA

ESITO VOTAZIONE

Oggetto : **Relazione sulla remunerazione****Sono presenti alla votazione:**

n° 430 aventi diritto al voto per


n° 909.170.401 azioni, di cui n° 909.170.401 ammesse al voto,

pari al 31,007696% del capitale sociale rappresentato da azioni con diritto di voto nell'assemblea ordinaria.

La votazione ha dato il seguente esito:

| | | % Azioni Rappresentate (Quorum deliberativo) | % Azioni Ammesse al voto | %Cap. Soc. |
|--------------------|-------------|--|-----------------------------|------------|
| Favorevoli | 829.786.206 | 91,268502 | 91,268502 | 28,300259 |
| Contrari | 76.167.978 | 8,377745 | 8,377745 | 2,597746 |
| Sub Totale | 905.954.184 | 99,646247 | 99,646247 | 30,898005 |
| Astenuti | 3.181.080 | 0,349888 | 0,349888 | 0,108492 |
| Non Votanti | 35.137 | 0,003865 | 0,003865 | 0,001198 |
| Sub totale | 3.216.217 | 0,353753 | 0,353753 | 0,109691 |
| Totale | 909.170.401 | 100,000000 | 100,000000 | 31,007696 |

Ai sensi dell'art. 135-undecies del TUF **non sono computate** ai fini del calcolo della maggioranza e del capitale richiesto per l'approvazione della delibera numero **0** azioni pari al **0,000000%** delle azioni rappresentate in aula.



LISTA ESITO DELLE VOTAZIONE
Oggetto: Relazione sulla remunerazione

CONTRARI

| Badge | Ragione Sociale | Proprio | Delega | Totale |
|-------|---|---------|------------|------------|
| 1187 | ARMENTANO FAUSTO | 7.500 | 0 | 7.500 |
| 1481 | ANICHINI FABIO | 0 | 400 | 400 |
| 1565 | GUGLIELMI VINCENZO | 3.682 | 0 | 3.682 |
| 1658 | SEMPlici ROMOLO | 600 | 5 | 605 |
| 1857 | ACETOSI ROBERTO | 1.557 | 0 | 1.557 |
| 1864 | TURRENI FRANCESCO | 10.000 | 0 | 10.000 |
| 1929 | FERRI TIZIANA | 3 | 0 | 3 |
| 1937 | LAZZI GUIDO | 0 | 0 | 0 |
| **D | FIDELITY FUNDS SICAV | 0 | 7.686 | 7.686 |
| **D | SCHWAB FUNDAMENTAL INTER LARGE COMP IN F | 0 | 642.932 | 642.932 |
| **D | LVS II LLC | 0 | 12.504.129 | 12.504.129 |
| **D | GLOBAL X SCIENTIFIC BETA EUROPE ETF | 0 | 21.520 | 21.520 |
| **D | HSBC GROUP HONG KONG LOCAL STAFF RETIREMENT BENEFIT SCHEME | 0 | 12.397 | 12.397 |
| **D | FCP ERAFP ACT IND11 | 0 | 789.268 | 789.268 |
| **D | FCP ERAFP ACT EUR5 RO | 0 | 3.300.000 | 3.300.000 |
| **D | FQ ESSENTIAL BETA FUND LTD | 0 | 45.187 | 45.187 |
| **D | THE BARCLAYS BANK UK RETIREMENT FUND | 0 | 2.421.610 | 2.421.610 |
| **D | BLACKROCK INDEXED ALL-COUNTRY EQUITY FUN | 0 | 11.078 | 11.078 |
| **D | PUBLIC EMPLOYEES RETIREMENT SYSTEM OF OH | 0 | 4 | 4 |
| **D | NEW MEXICO STATE INVESTMENT COUNCIL | 0 | 94.926 | 94.926 |
| **D | BUREAU OF LABOR FUNDS-LABOR INSURANCE FUND 10F | 0 | 180.824 | 180.824 |
| **D | BUREAU OF LABOR FUNDS- LABOR PENSION FUND | 0 | 291.100 | 291.100 |
| **D | DALLAS POLICE AND FIRE PENSION SYSTEM | 0 | 511.575 | 511.575 |
| **D | FIDELITY INVESTMENT FUNDS -FIDELITY GLOB | 0 | 2.321 | 2.321 |
| **D | ETF5 DIVERSIFIED-FACTOR DEVELOPED EUROPE INDEX FUND | 0 | 655 | 655 |
| **D | AVIVA LIFE & PENSIONS UK LIMITED | 0 | 32.863 | 32.863 |
| **D | AVIVA LIFE AND PENSIONS UK LIMITED | 0 | 34.963 | 34.963 |
| **D | DONALDSON BURSTON INTL SER-THS PARTN | 0 | 270.211 | 270.211 |
| **D | BRIDGEWATER EQUITY FUND LLC. | 0 | 1.174.502 | 1.174.502 |
| **D | AVIVA INVESTORS INTERNATIONAL INDEX TRACKING FUND | 0 | 41.310 | 41.310 |
| **D | SCHWAB FUNDAMENTAL INTERNATIONAL LARGE COMPANY ETF | 0 | 446.227 | 446.227 |
| **D | INTERNATIONAL MONETARY FUND | 0 | 38.824 | 38.824 |
| **D | THE WALT DISNEY COMPANY RETIREMENT PLAN MASTER TRUST | 0 | 9.183 | 9.183 |
| **D | GAM STAR FUND PLC | 0 | 1.120.540 | 1.120.540 |
| **D | RUSSELL INVESTMENT COMPANY IV PLC | 0 | 454.922 | 454.922 |
| **D | KANSAS PUBLIC EMPLOYEES RETIREMENT SYSTEM | 0 | 7.208 | 7.208 |
| **D | RUSSELL MULTI-ASSET FACTOR EXPOSURE FUND | 0 | 85.563 | 85.563 |
| **D | RUSSELL INVESTMENT COMPANY PLC | 0 | 1.020.660 | 1.020.660 |
| **D | HONGKONG ELECTRIC DEFINED CONTRIBUTION SCHEME | 0 | 1.963 | 1.963 |
| **D | CALIFORNIA PUBLIC EMPLOYEES RETIREMENT SYSTEM | 0 | 4 | 4 |
| **D | CALIFORNIA STATE TEACHERS RETIREMENT SYSTEM | 0 | 71.767 | 71.767 |
| **D | ESSHARES MSCI EAFE SMALL CAP ETF | 0 | 8.554 | 8.554 |
| **D | BLACKROCK INST TRUST CO NA INV FUNDSFOR EMPLOYEE BENEFIT TR | 0 | 3.937.582 | 3.937.582 |

Pagina 1

Avanti diritto: 98 Teste: 15
 in proprio: 13 in delega: 85

Assemblea Ordinaria del 14 aprile 2016

LISTA ESITO DELLE VOTAZIONE


Oggetto: Relazione sulla remunerazione

CONTRARI

| Badge | Regione Sociale | Proprio | Delega | Totale |
|-------|--|---------|-----------|-----------|
| **D | ISHARES MSCI EUROPE IMI INDEX ETF | 0 | 6.910 | 6.910 |
| **D | ISHARES INTERNATIONAL FUNDAMENTAL INDEX ETF | 0 | 133.088 | 133.088 |
| **D | CONNECTICUT GENERAL LIFE INSURANCE COMPANY | 0 | 13.178 | 13.178 |
| **D | RUSSELL DEVELOPED EX-U.S. LARGE CAP INDEX FUND B | 0 | 20.207 | 20.207 |
| **D | BGI MSCI EAFE SMALL CAP EQUITY INDEX FUND B | 0 | 762.804 | 762.804 |
| **D | BGI MSCI EMU IMI INDEX FUND B | 0 | 2.452 | 2.452 |
| **D | DEVELOPED EX-FOSSIL FUEL INDEX FUND B | 0 | 7.956 | 7.956 |
| **D | RUSSELL INVESTMENT COMPANY II PLC | 0 | 476.946 | 476.946 |
| **D | MORGAN STANLEY INST F INC - ACTIVE INT ALLOCATION PTF | 0 | 8.320 | 8.320 |
| **D | ONTARIO TEACHERS PENSION PLAN BOARD | 0 | 409.068 | 409.068 |
| **D | ISHARES PUBLIC LIMITED COMPANY | 0 | 6.648.995 | 6.648.995 |
| **D | ISHARES II PUBLIC LIMITED COMPANY | 0 | 198.582 | 198.582 |
| **D | ISHARES VII PLC | 0 | 3.882.419 | 3.882.419 |
| **D | ISHARES I INVESTK MIT TGV F ISHS ST. EUROPE600 BS UCITS ETF DE | 0 | 1.245.886 | 1.245.886 |
| **D | BLACKROCK AM DE FOR ISHS EURO STOXX BANKS 30-15 UCITS ETF (DE) | 0 | 3.882.419 | 3.882.419 |
| **D | BLACKROCK AM DE FOR ISHARES EURO STOXX UCITS ETF (DE) | 0 | 1.245.886 | 1.245.886 |
| **D | BLACKROCK AM DE FOR ISHS STOXX EUROPE SMALL 200 UCITS ETF (DE) | 0 | 6.156.056 | 6.156.056 |
| **D | BLACKROCK AM DE FOR ISHARES STOXX EUROPE 600 UCITS ETF (DE) | 0 | 983.469 | 983.469 |
| **D | BLACKROCK AM SCH AG OBO BIFS WORLD EX SW SMALL CAP EQ INDEX F | 0 | 1.928.403 | 1.928.403 |
| **D | ARAB BANK FOR ECONOMIC DEVELOPMENT IN AFRICA | 0 | 2.227.581 | 2.227.581 |
| **D | FRIENDS LIFE LIMITED | 0 | 1.652 | 1.652 |
| **D | STICHTING PHILIPS PENSIOENFONDS | 0 | 17.231 | 17.231 |
| **D | RETAIL EMPLOYEES SUPERANNUATION TRUST | 0 | 468.467 | 468.467 |
| **D | BEAT DRUGS FUND ASSOCIATION | 0 | 8.793.999 | 8.793.999 |
| **D | WYOMING RETIREMENT SYSTEM | 0 | 5.839 | 5.839 |
| **D | PRESBYTERIAN CHURCH (USA) FOUNDATION | 0 | 37.418 | 37.418 |
| **D | THS EUROPEAN GROWTH & VALUE FUND | 0 | 7.538 | 7.538 |
| **D | THS INTERNATIONAL GROWTH & VALUE FUND | 0 | 104.402 | 104.402 |
| **D | CONTINENTAL GROWTH & VALUE FUND | 0 | 3.970.308 | 3.970.308 |
| **D | PUBLIC EMPLOYEES RETIREMENT ASSOCIATION OF COLORADO | 0 | 113.298 | 113.298 |
| **D | COMMONWEALTH GLOBAL SHARE FUND 29 | 0 | 330.827 | 330.827 |
| **D | STICHTING BEDRIJFST VOOR HET BEROEFSVERVOER OVER DE WEG | 0 | 14.231 | 14.231 |
| **D | ESSOR EUROPE | 0 | 29.879 | 29.879 |
| **D | MLC LIMITED | 0 | 596.893 | 596.893 |
| **D | PNC BANK NA | 0 | 11 | 11 |
| **D | BNYMTD (UK) AS TRUSTEE OF BLACKROCK CONTINENTAL EUROPE EQUITY TRY TRACKER FUND | 0 | 58.300 | 58.300 |
| **D | BLACKROCK LIFE LIMITED | 0 | 94.773 | 94.773 |
| **D | BLACKROCK MANAGED VOLATILITY V.I.F.FUND OF BLACKROCK VARIABLE SERIES FUNDS INC | 0 | 4.681.820 | 4.681.820 |
| **D | STICHTING PENSIOENFONDS VAN DEABN AMRO BANK N.V. | 0 | 63.226 | 63.226 |
| **D | NUCLEAR LIABILITIES FUND LIMITED | 0 | 801.132 | 801.132 |
| **D | PAGER AUTOPILOT HEDGED EUROPEAN INDEX ET | 0 | 54.483 | 54.483 |
| **D | STG BFF VOOR HET LEVENSMID. BEDRIJF TEM | 0 | 1.687 | 1.687 |
| **D | CCNPP, INC. MASTER DECOMM TRUST UNIT ONE QUALIFIED FUND | 0 | 601.205 | 601.205 |
| **D | | 0 | 18.600 | 18.600 |

Avanti diritto:
in proprio:98 Teste:
13 in delega:15
85

Pagina 2




Assemblea Ordinaria del 14 aprile 2016

LISTA ESITO DELLE VOTAZIONE

Oggetto: Relazione sulla remunerazione

CONTRARI

| Badge | Ragione Sociale | Proprio | Delega | Totale |
|-------|--|---------|---------|---------|
| **D | LAWRENCE LIVERMORE NATIONAL SECURITY, LLC AND LOS ALAMOS NATIONAL SECURITY, LLC DEFINED BENE | 0 | 6.285 | 6.285 |
| **D | INDIANA PUBLIC EMPLOYEES RETIREMENT FUND | 0 | 145.201 | 145.201 |
| **D | STATE OF WISCONSIN INVESTMENT BOARD | 0 | 1 | 1 |
| **D | UPS GROUP TRUST | 0 | 191.040 | 191.040 |
| **D | UMC BENEFIT BOARD, INC | 0 | 50.533 | 50.533 |
| 2697 | BURRINI SERGIO | 357 | 0 | 357 |
| 2747 | FIorenZANI PIER PAOLO | 200 | 0 | 200 |
| 2965 | BORGIANNI LUISA | 21 | 0 | 21 |
| 3021 | MILAZZO STEFANO | 850 | 0 | 850 |
| 555 | FALASCHI PAOLO EMILIO | 976 | 0 | 976 |
| 841 | EARNI MARIO | 7.741 | 0 | 7.741 |
| 895 | MORGANTINI MARINO | 1.340 | 0 | 1.340 |

Totale voti 76.167.978**Percentuale votanti %** 8,377745**Percentuale Capitale %** 2,597746Aventi diritto:
in proprio:98 Teste:
13 in delega:15
85

Assemblea Ordinaria del 14 aprile 2016

LISTA ESITO DELLE VOTAZIONE
Oggetto: Relazione sulla remunerazione


ASTENUTI

| Badge | Ragione Sociale | Proprio | Delega | Totale |
|-------|--|---------|-----------|-----------|
| 1257 | GUERRINI IVANO | 1.025 | 0 | 1.025 |
| 1375 | GIARDI UDIO | 219 | 0 | 219 |
| 1457 | ROMAGNOLI GIUSEPPE | 372 | 0 | 372 |
| 1937 | LAZZI GUIDO | 0 | 0 | 0 |
| **D | FCP BNP PARIBAS ACTIONS EUROLAND | 0 | 345.683 | 345.683 |
| **D | BNP PARIBAS LI | 0 | 1.843.756 | 1.843.756 |
| **D | WEST MIDLANDS METROPOLITAN AUT PENS FD | 0 | 582.824 | 582.824 |
| **D | WEST YORKSHIRE PENSION FUND | 0 | 25.000 | 25.000 |
| **D | ARROWGRASS MASTER FUND LTD | 0 | 8.850 | 8.850 |
| **D | IBM FRANCE | 0 | 33.000 | 33.000 |
| **D | FCP CARMKO EUROPE | 0 | 118.152 | 118.152 |
| 2603 | MENSINI MARIO | 3.997 | 0 | 3.997 |
| 918 | ASSOCIAZIONE AZIONE BANCA MONTE DEI PASCHI DI SIENA IN PERSONA DI GUIDO ANTOLINI | 0 | 218.202 | 218.202 |

Totale voti 3.181.080

Percentuale votanti % 0,349888

Percentuale Capitale % 0,108492



Avanti diritto:
in proprio:

46 Teste:
4 in delega:

Pagina 4

6
42


LISTA ESITO DELLE VOTAZIONE
Oggetto: Relazione sulla remunerazione

Badge Ragione Sociale
1334 RICCI VIVIANO
1712 MASSONE ENRICO
1725 BIVONA GIUSEPPE
RI* BLUEBELL PARTNERS LIMITED

Totale voti 35.137
Percentuale votanti % 0,003865
Percentuale Capitale % 0,001198

| Proprio | Delega | Totale |
|---------|--------|--------|
| 131 | 0 | 131 |
| 35.000 | 0 | 35.000 |
| 0 | 0 | 0 |
| 6 | 0 | 6 |

NON VOTANTI




Aventi diritto: 3
in proprio: 3
in delega: 0

Assemblea Ordinaria del 14 aprile 2016

LISTA ESITO DELLE VOTAZIONE
 Oggetto: Relazione sulla remunerazione

FAVOREVOLI

| Badge | Ragione Sociale | Proprio | Delega | Totale |
|-------|--|---------|------------|------------|
| 1138 | BIANCHI PAOLA CLARA | 186 | 0 | 186 |
| 1218 | LAZZERONI CESARE | 131 | 0 | 131 |
| 1403 | CARADONNA GIANFRANCO MARIA | 0 | 5 | 5 |
| 1635 | LAZZERINI ENRICO DINO | 150 | 0 | 150 |
| 1838 | NICODEMO GIUSEPPE | 28.406 | 0 | 28.406 |
| 1937 | LAZZI GUIDO | 0 | 0 | 0 |
| **D | AXA ASSICURAZIONI SPA | 0 | 11.981.035 | 11.981.035 |
| **D | ROYAL BANK OF CANADA (CHANNELL ISLANDS) LIMITED | 0 | 10.000 | 10.000 |
| **D | AXA VERSICHERUNGEN AG | 0 | 3.817.902 | 3.817.902 |
| **D | AXA LEVEN AG | 0 | 401.335 | 401.335 |
| **D | VANGUARD EUROPEAN STOCK INDEX FUND | 0 | 272.140 | 272.140 |
| **D | VANGUARD DEVELOPED MARKETS INDEX FUND | 0 | 8.211.760 | 8.211.760 |
| **D | ING DIRECT | 0 | 178.125 | 178.125 |
| **D | VANGUARD TOTAL WORLD STOCK INDEX FUND | 0 | 472.739 | 472.739 |
| **D | VANGUARD FTSE ALL-WORLD EX US INDEX FUND | 0 | 165.857 | 165.857 |
| **D | OPPENHEIMER GLOBAL ALLOCATION FUND | 0 | 761.297 | 761.297 |
| **D | VANGUARD FUNDS PLC | 0 | 383.706 | 383.706 |
| **D | OFITC GLOBAL FUND | 0 | 684.517 | 684.517 |
| **D | BBH BOSTON CUST FOR THE ADVISORS` INNER CIRCLE FUND - CORNERSTONE ADVISORS` GLOBAL PUBLIC EQUITY FUND - PARAMETRIC PORTE | 0 | 0 | 0 |
| | 121.772 | 121.772 | | |
| **D | ARABELLE INVESTISSEMENTS | 0 | 40.000 | 40.000 |
| **D | HENDERSON EUROPEAN ENHANCED EQ. | 0 | 57.148 | 57.148 |
| **D | FCP SAKKARAH 7 | 0 | 742 | 742 |
| **D | FRR | 0 | 419.490 | 419.490 |
| **D | LA FRANCAISE LUX | 0 | 180.000 | 180.000 |
| **D | ALKEN FUND | 0 | 56.601.967 | 56.601.967 |
| **D | ALKEN FUND-EUROPEAN OPPORTUNITIES | 0 | 80.734.550 | 80.734.550 |
| **D | QUESTIO INVESTMENTS | 0 | 17.803 | 17.803 |
| **D | MAINFIRST SICAV | 0 | 29.671.458 | 29.671.458 |
| **D | VANGUARD INVESTMENT SERIES, PLC | 0 | 777.957 | 777.957 |
| **D | H.E.S.T. AUSTRALIA LIMITED | 0 | 4.246.803 | 4.246.803 |
| **D | QUEENSLAND LOCAL GOVERNMENT SUPERANNUATI | 0 | 53.446 | 53.446 |
| **D | STATE SUPER FINANCIAL SERVICES AUSTRALIA LIMITED AS TRUSTEE FOR THE INT EQ SECT TRUST | 0 | -07.855 | 107.855 |
| **D | UBS GLOBAL ASSET MANAGEMENT LIFE LTD | 0 | 794.979 | 794.979 |
| **D | OPPENHEIMER VARIABLE GLOBAL FUND/VA | 0 | 9.956.486 | 9.956.486 |
| **D | OPPENHEIMER GLOBAL FUND | 0 | 40.538.480 | 40.538.480 |
| **D | EUROPACIFIC GROWTH FUND | 0 | 49.384.445 | 49.384.445 |
| **D | ONEPATH GLOBAL SHARES - SMALL CAP INDEX | 0 | 123.052 | 123.052 |
| **D | UBS (US) GROUP TRUST | 0 | 127.956 | 127.956 |
| **D | VANGUARD INTERNATIONAL SMALL COMPANIES I | 0 | 167.951 | 167.951 |
| **D | T ROME PRICE INTERNATIONAL EQUITY INDEX | 0 | 89.972 | 89.972 |
| **D | FLEXSHARES MORNINGSTAR DEVELOPED MARKETS EX-US FACTOR TILT INDEX FUND | 0 | 62.319 | 62.319 |
| **D | STICHTING PENSIOENFONDS VOOR HUISARTSEN | 0 | 95.028 | 95.028 |



LISTA ESITO DELLE VOTAZIONE
 Oggetto: Relazione sulla remunerazione

FAVOREVOLI


| Badge | Ragione Sociale | Proprio | Delega | Totale |
|-------|---|---------|------------|------------|
| **D | VANGUARD TOTAL INTERNATIONAL STOCK INDEX | 0 | 7.200.453 | 7.200.453 |
| **D | BUREAU OF LABOR FUNDS-LABOR INSURANCE FUND 10F | 0 | 529.469 | 529.469 |
| **D | BUREAU OF LABOR FUNDS- LABOR PENSION FUND | 0 | 494.429 | 494.429 |
| **D | EO/OPPENHEIMER GLOBAL PORTFOLIO | 0 | 784.496 | 784.496 |
| **D | PROSHARES HEDGED FTSE EUROPE ETF | 0 | 6.535 | 6.535 |
| **D | 1290 FUNDS - 1290 GLOBAL EQUITY MANAGERS FUND | 0 | 57.638 | 57.638 |
| **D | OPPENHEIMER GLOBAL MULTI-ASSET GROWTH FUND | 0 | 30.591 | 30.591 |
| **D | UBS FTSE RAFI DEVELOPED 1000 INDEX FUND | 0 | 73.362 | 73.362 |
| **D | INVESCO GLOBAL SMALL CAP EQUITY POOL | 0 | 326.013 | 326.013 |
| **D | AXA INSURANCE UK PLC | 0 | 13.772.022 | 13.772.022 |
| **D | DE SHAW VALUE ALL COUNTRY ALPHA EXTENSION FUND | 0 | 897.996 | 897.996 |
| **D | D.E SHAW COUNTRY GLOBAL ALPHA EXTENSION PORTFOLIOS LLC | 0 | 440.779 | 440.779 |
| **D | AXA KRANKENSICHERUNG AG | 0 | 1.988.866 | 1.988.866 |
| **D | AXA LEBENSVERSICHERUNG AG | 0 | 6.961.757 | 6.961.757 |
| **D | CLASSIC GLOBAL EQUITY FUND | 0 | 46.412.336 | 46.412.336 |
| **D | CLASSIC VALUE EQUITY FUND | 0 | 8.450.926 | 8.450.926 |
| **D | CLASSIC LEVERAGED EQUITY FUND | 0 | 5.983.329 | 5.983.329 |
| **D | FONDS RESERVE RETRAITES | 0 | 2.168.292 | 2.168.292 |
| **D | FTSE ALL WORLD INDEX FUND | 0 | 137.398 | 137.398 |
| **D | REASSURE LIMITED | 0 | 97.136 | 97.136 |
| **D | HSBC EUROPEAN INDEX FUND | 0 | 517.528 | 517.528 |
| **D | HSBC BANK PLC | 0 | 44.982 | 44.982 |
| **D | HSBC ETFs PUBLIC LTD C HSBC ESI WORLDW | 0 | 108.700 | 108.700 |
| **D | AXA | 0 | 10.478.303 | 10.478.303 |
| **D | AXA ASSURANCE VIE MUTUELLE | 0 | 8.632.404 | 8.632.404 |
| **D | AXA ASSURANCE IARD MUTUELLE | 0 | 6.827.106 | 6.827.106 |
| **D | AXA FRANCE IARD | 0 | 17.593.048 | 17.593.048 |
| **D | ROTHSCHILD AND CIE GESTION | 0 | 306.020 | 306.020 |
| **D | MIF WORLD EQUITY | 0 | 136.646 | 136.646 |
| **D | 5) TAUBE HODSON STONEX PAR.LTD | 0 | 461.928 | 461.928 |
| **D | NUMERIC INVESTORS LLC | 0 | 29.000 | 29.000 |
| **D | UBS FUND MGT (CH) AG | 0 | 357.891 | 357.891 |
| **D | UBS (CH) INSTITUTIONAL FUND - EQUITIES GLOBAL SMALL CAP PASSIVE II | 0 | 45.995 | 45.995 |
| **D | GOVERNMENT OF NORWAY | 0 | 2.709.552 | 2.709.552 |
| **D | NORGES BANK | 0 | 1 | 1 |
| **D | IRISH LIFE ASSURANCE | 0 | 12.776 | 12.776 |
| **D | LEGAL AND GENERAL ASSURANCE PENSIONS MANAGEMENT LIMITED | 0 | 1.311.573 | 1.311.573 |
| **D | OLD WESTBURY SMALL AND MID CAP FUND. | 0 | 391.750 | 391.750 |
| **D | COMMONWEALTH BANK GROUP SUPERANNUATION | 0 | 218.851 | 218.851 |
| **D | STICHTING PGM DEPOSITARY | 0 | 900.000 | 900.000 |
| **D | STATE TEACHERS RETIREMENT SYSTEM | 0 | 65.207 | 65.207 |
| **D | LEGAL AND GENERAL COLLECTIVE INVESTMENT TRUST | 0 | 58.715 | 58.715 |
| **D | NUMERIC MULTI STRATEGY MARKET NEUTRAL LEVERED OFFSHORE FUND LIMITED | 0 | 1.196 | 1.196 |



LISTA ESITO DELLE VOTAZIONE
Oggetto: Relazione sulla remunerazione

FAVOREVOLI

| Badge | Ragione Sociale | Proprio | Delega | Totale |
|-------|---|---------|-----------|-----------|
| **D | AQR DELTA SAPPHIRE FUND LP | 0 | 1.857 | 1.857 |
| **D | BLACK DIAMOND OFFSHORE LTD. C.O. UBS (CAYMAN ISLANDS) LTD | 0 | 4.718 | 4.718 |
| **D | DOUBLE BLACK DIAMOND OFFSHORE LTD. UBS (CAYMAN ISLANDS) LTD. | 0 | 81.070 | 81.070 |
| **D | ARKWRIGHT, LLC | 0 | 25.409 | 25.409 |
| **D | CGE INVESTMENTS (NO. 2) S.A.R.L. | 0 | 43.758 | 43.758 |
| **D | JOHN HANCOCK FUNDS II STRATEGIC EQUITY ALLOCATION FUND | 0 | 78.818 | 78.818 |
| **D | INTERNATIONAL MONETARY FUND | 0 | 37.922 | 37.922 |
| **D | COMBUSTION ENGINEERING 524(G) ASBESTOS PI TRUST | 0 | 5.225 | 5.225 |
| **D | CALVERT RESP INX SRS, INC.-CLVRT DVD MKRKS EX-U.S. RSP IX END | 0 | 2.074 | 2.074 |
| **D | VALIC COMPANY I - GLOBAL SOCIAL AWARENESS FUND | 0 | 1.405 | 1.405 |
| **D | PARAMETRIC INTERNATIONAL EQUITY FUND | 0 | 31.090 | 31.090 |
| **D | UAW RETIREE MEDICAL BENEFITS TRUST | 0 | 892.403 | 892.403 |
| **D | TAX - MANAGED INTERNATIONAL EQUITY PORTFOLIO | 0 | 26.721 | 26.721 |
| **D | HOSKING PARTNERS COLLECTIVE INVESTMENT TRUST | 0 | 145.367 | 145.367 |
| **D | TIFF INVESTMENT PROGRAM, INC - TIFF MULTI-ASSET FUND | 0 | 358.024 | 358.024 |
| **D | THE TIFF KEYSTONE FUND, L.P. | 0 | 58.016 | 58.016 |
| **D | JNL/OPPENHEIMER GLOBAL GROWTH FUND | 0 | 3.634.821 | 3.634.821 |
| **D | SEASONS SERIES TRUST INTERNATIONAL EQUITY PORTFOLIO | 0 | 48.784 | 48.784 |
| **D | SPDR MSCI ACWI IMI ETF | 0 | 5.819 | 5.819 |
| **D | MARYLAND STATE RETIREMENT & PENSION SYSTEM | 0 | 233.937 | 233.937 |
| **D | MERCER QIF CCF | 0 | 979.240 | 979.240 |
| **D | JANUS ADAPTIVE GLOBAL ALLOCATION FUND | 0 | 2.045 | 2.045 |
| **D | NORTHROP GRUMMAN CORPORATION VEBB MASTER TRUST I | 0 | 17.251 | 17.251 |
| **D | CANADA PENSION PLAN INVESTMENT BOARD | 0 | 242.860 | 242.860 |
| **D | CITY OF NEW YORK GROUP TRUST | 0 | 709.810 | 709.810 |
| **D | INTEL CORPORATION RETIREE MEDICAL PLAN TRUST | 0 | 21.900 | 21.900 |
| **D | STATE STREET IRELAND UNIT TRUST | 0 | 12 | 12 |
| **D | SSGA SPDR ETFs EUROPE II PUBLIC LIMITED COMPANY | 0 | 320.436 | 320.436 |
| **D | ROMAN CATHOLIC BISHOP OF SPRINGFIELD A CORPORATION SOLE | 0 | 153 | 153 |
| **D | TEACHER RETIREMENT SYSTEM OF TEXAS | 0 | 12 | 12 |
| **D | STATE STREET TRANSITION FUND 8 | 0 | 43.909 | 43.909 |
| **D | VANGUARD FTSE DEVELOPED EUROPE ALL CAP INDEX ETF | 0 | 29.891 | 29.891 |
| **D | VANGUARD FTSE DEVELOPED ALL CAP EX NORTH AMERICA INDEX ETF | 0 | 4.919 | 4.919 |
| **D | VANGUARD DEVEL ALL-CAP EX NORTH AMERICA EQT IND POOLED FUND | 0 | 4.254 | 4.254 |
| **D | VANGUARD INVESTMENTS II COMMON CONTRACTUAL FUND | 0 | 41.627 | 41.627 |
| **D | VANGUARD INVESTMENTS COMMON CONTRACTUAL FUND | 0 | 126.138 | 126.138 |
| **D | VANGUARD FTSE DEVELOPED EUROPE INDEX ETF | 0 | 3.891 | 3.891 |
| **D | WELLS FARGO BK DECL OF TR EST INV FUNDS FOR EMPLOYEE BEN TR | 0 | 71.929 | 71.929 |
| **D | WELLS FARGOMASTER TRUST DIVERSIFIED STOCK PORTFOLIO | 0 | 17.085 | 17.085 |
| **D | WASHINGTON STATE INVESTMENT BOARD | 0 | 697.776 | 697.776 |
| **D | WISDOMTREE EUROPE LOCAL RECOVERY FUND | 0 | 5.305 | 5.305 |
| **D | PRUDENTIAL RETIREMENT INSURANCE & ANNUITY COMPANY | 0 | 636.506 | 636.506 |
| **D | SPDR EURO STOXX SMALL CAP ETF | 0 | 370.219 | 370.219 |



LISTA ESITO DELLE VOTAZIONE

Oggetto: Relazione sulla remunerazione

FAVOREVOLI

| Badge | Ragione Sociale | Proprio | Delega | Totale |
|-------|--|---------|------------|------------|
| **D | SS BK AND TRUST COMPANY INV FUNDS FOR TAXEXEMPT RETIREMENT PL | 0 | 4.748.520 | 4.748.520 |
| **D | SSGA RUSSELL FD GL EX-US INDEX NONLENDING OP COMMON TRUST FUND | 0 | 104.760 | 104.760 |
| **D | SSGA FTSE RAFI DEVELOPED 1000 INDEX NON-LENDING COMMON TR F | 0 | 227.483 | 227.483 |
| **D | STATE STREET GLOBAL ADVISORS LUXEMBOURG SICAV | 0 | 6.523 | 6.523 |
| **D | UBS ETF | 0 | 116.584 | 116.584 |
| **D | IBM 401K PLUS PLAN | 0 | 458.905 | 458.905 |
| **D | STATE OF ALASKA RETIREMENT AND BENEFITS PLANS | 0 | 110.561 | 110.561 |
| **D | COLLEGE RETIREMENT EQUITIES FUND | 0 | 2.090.179 | 2.090.179 |
| **D | THE REGENTS OF THE UNIVERSITY OF CALIFORNIA | 0 | 357.006 | 357.006 |
| **D | VALIC COMPANY I - INTERNATIONAL EQUITIES FUND | 0 | 1.292 | 1.292 |
| **D | MET INVESTORS SERIES TRUST- OPPENHEIMER GLOBAL EQUITY PTF | 0 | 290.149 | 290.149 |
| **D | METROPOLITAN SERIES FUND- MSCI EAFE INDEX PORTFOLIO | 0 | 1 | 1 |
| **D | MASSMUTUAL PREMIER GLOBAL FUND | 0 | 1.519.403 | 1.519.403 |
| **D | SPDR MSCI ACWI EX-US ETF | 0 | 239.953 | 239.953 |
| **D | SPDR S&P WORLD (EX-US) ETF | 0 | 155.117 | 155.117 |
| **D | SPDR S+P INTERNATIONAL FINANCIAL SECTOR ETF | 0 | 5.056 | 5.056 |
| **D | MSCI EAFE SMALL CAP PROV INDEX SEC COMMON TR F | 0 | 643.749 | 643.749 |
| **D | MANAGED PENSION FUNDS LIMITED | 0 | 143.227 | 143.227 |
| **D | ABBAY LIFE ASSURANCE COMPANY LIMITED | 0 | 572.424 | 572.424 |
| **D | SCOTTISH WIDOWS OVERSEAS GROWTH INV F ICVC - EURO GROWTH F | 0 | 25.968 | 25.968 |
| **D | STATE STREET TRUSTEES LTD ATF ABERDEEN CAPITAL TRUST | 0 | 126.871 | 126.871 |
| **D | THE TRUSTEES OF CONOCOPHILLIPS PENSION PLAN | 0 | 75.650 | 75.650 |
| **D | FAMILY INVESTMENTS CHLD TRUST FUND | 0 | 62.920 | 62.920 |
| **D | FAMILY INVESTMENTS GLOBAL ICVC FAMILY BALANCED INT FUND | 0 | 63.250 | 63.250 |
| **D | HSBC AS TRUSTEE FOR SSGA EUROPE EX UK EQUITY TRACKER FUND | 0 | 1.474.896 | 1.474.896 |
| **D | M+G INVESTMENT FUNDS (7) - M+G EPISODE DEFENSIVE FUND | 0 | 132.528 | 132.528 |
| **D | M+G INVESTMENT FUNDS (1) - M+G EUROPEAN INDEX TRACKER FUND | 0 | 16.500 | 16.500 |
| **D | M+G INVESTMENT FUNDS (12) - M+G GLOBAL RECOVERY FUND | 0 | 1.745.400 | 1.745.400 |
| **D | M+G INVESTMENT FUNDS (4) - M+G EPISODE ALLOCATION FUND | 0 | 1.804.341 | 1.804.341 |
| **D | M+G INVESTMENT FUNDS (4) - M+G EPISODE GROWTH FUND | 0 | 20.876.716 | 20.876.716 |
| **D | THE TRUSTEES OF THE PHILLIPS 66 UK PENSION PLAN | 0 | 13.768 | 13.768 |
| **D | THE TRUSTEES OF SAL PENSION SCHEME | 0 | 25.980 | 25.980 |
| **D | VANGUARD INV FDS ICVC-VANG FTSE DEV WOR LD EX - UK EQT IND FD | 0 | 193.881 | 193.881 |
| **D | VANGUARD INV F ICVC-VANGUARD FTSE DEV EUROPE EX-UK EQ INDEX F | 0 | 530.806 | 530.806 |
| **D | SCOTTISH WIDOWS INV SOL F ICVC- FUNDAMENTAL INDEX GLB EQ | 0 | 862.510 | 862.510 |
| **D | SPDR S+P WORLD EX AUSTRALIA FUND | 0 | 9.653 | 9.653 |
| **D | RETAIL EMPLOYEES SUPERANNUATION TRUST | 0 | 531.768 | 531.768 |
| **D | SUNSUPER SUPERANNUATION FUND | 0 | 6.931 | 6.931 |
| **D | CSAA INSURANCE EXCHANGE | 0 | 40.156 | 40.156 |
| **D | EXELON PEACH BOTTOM UNIT 1 QUALIFIED FUND | 0 | 2.595 | 2.595 |
| **D | JTW TRUST NO. 3 UAD 9/19/02 | 0 | 852 | 852 |
| **D | JTW TRUST NO. 1 UAD 9/19/02 | 0 | 442 | 442 |
| **D | JTW TRUST NO. 2 UAD 9/19/02 | 0 | 467 | 467 |

Avanti diritto:
in proprio:

283 Teste:
9 in delega:

16
274

Pagina 9

Assemblea Ordinaria del 14 aprile 2016

LISTA ESITO DELLE VOTAZIONE
Oggetto: Relazione sulla remunerazione

FAVOREVOLI

| Badge | Ragione Sociale | Proprio | Delega | Totale |
|-------|---|---------|-----------|-----------|
| **D | NTGI-QM COMMON DAILY ALL COUNWD EX-US INV MKT INDEX F NONLEND | 0 | 86.232 | 86.232 |
| **D | MALACHITE 35 TRUST | 0 | 153.141 | 153.141 |
| **D | STATES OF JERSEY COMMON INVESTMENT FUND | 0 | 35.210 | 35.210 |
| **D | GLOBAL BOND FUND | 0 | 455.817 | 455.817 |
| **D | BUNTING INTERNATIONAL DEVELOPED EQUITY TE LLC | 0 | 534 | 534 |
| **D | THE BUNTING FAM INT DEVELOPED EQUITY LIMITED LIABILITY CO | 0 | 30.580 | 30.580 |
| **D | HASLAM FAMILY INVESTMENT PARTNERSHIP | 0 | 7.872 | 7.872 |
| **D | SENTINEL INTERNATIONAL FUND | 0 | 6.190 | 6.190 |
| **D | SENTINEL INTERNATIONAL TRUST | 0 | 42.945 | 42.945 |
| **D | NATIONAL COUNCIL FOR SOCIAL SECURITY FUND, P.R.C | 0 | 208.857 | 208.857 |
| **D | NEW ZEALAND SUPERANNUATION FUND | 0 | 165.253 | 165.253 |
| **D | FORD MOTOR COMPANY DEFINED BENEFIT MASTER TRUST | 0 | 101.376 | 101.376 |
| **D | JTW TRUST NO. 4 UAD 9/19/02 | 0 | 12.755 | 12.755 |
| **D | NORTHERN TRUST GLOBAL INVESTMENTS COLLECTIVE FUNDS TRUST | 0 | 1.645.569 | 1.645.569 |
| **D | ST. JOSEPH HEALTH SYSTEM | 0 | 15 | 15 |
| **D | HRW TESTAMENTARY TRUST NO 3 | 0 | 12.722 | 12.722 |
| **D | HRW TESTAMENTARY TRUST NO. 11 | 0 | 15.956 | 15.956 |
| **D | HRW TESTAMENTARY TRUST NO. 7 | 0 | 18.773 | 18.773 |
| **D | HRW TESTAMENTARY TRUST NO. 12 | 0 | 22.112 | 22.112 |
| **D | FORD MOTOR COMPANY OF CANADA, LIMITED PENSION TRUST | 0 | 10.100 | 10.100 |
| **D | HSBC INTERNATIONAL EQUITY POOLED FUND | 0 | 138.273 | 138.273 |
| **D | GARD COMMON CONTRACTUAL FUND | 0 | 78.917 | 78.917 |
| **D | THE TRUSTEES OF THE BT PENSION SCHEME | 0 | 1.969.817 | 1.969.817 |
| **D | STICHTING HEINEKEN PENSIOENFONDS | 0 | 904.098 | 904.098 |
| **D | WHEELS COMMON INVESTMENT FUND | 0 | 89.485 | 89.485 |
| **D | TREDJE AP-FONDEN | 0 | 1 | 1 |
| **D | STICHTING PENSIOENFONDS VAN DE METALEKTRO (PME) | 0 | 613.598 | 613.598 |
| **D | NORTHERN TRUST UCITS COMMON CONTRACTUAL FUND | 0 | 600.364 | 600.364 |
| **D | HSBC UCITS COMMON CONTRACTUAL FUND | 0 | 13.220 | 13.220 |
| **D | REBUS GROUP PENSION SCHEME | 0 | 219.184 | 219.184 |
| **D | HOSKING GLOBAL FUND PLC | 0 | 2.471.630 | 2.471.630 |
| **D | MUNICIPAL EMPLOYEES' ANNUITY AND BENEFIT FUND OF CHICAGO | 0 | 278.571 | 278.571 |
| **D | NAT WEST BANK PLC AS TRUSTEE OF LEG & GEN GLOBAL EOT IND FD | 0 | 4.500 | 4.500 |
| **D | NAT WEST BK AS TRUSTEE OF LEGAL & GENERAL EUROPEAN INDEX TR | 0 | 1.477.688 | 1.477.688 |
| **D | NAT WEST BK PLC AS TRUSTEE OF THE LEGAL & GENERAL INT IND TR | 0 | 84.490 | 84.490 |
| **D | SSGA GROSS ROLL UP UNIT TRUST | 0 | 57.158 | 57.158 |
| **D | LEGAL & GENERAL AUTHORISED CONTRACTUAL SCHEMES | 0 | 31.694 | 31.694 |
| **D | ABU DHABI RETIREMENT PENSIONS AND BENEFITS FUND | 0 | 300.898 | 300.898 |
| **D | ASSURDIX | 0 | 34.323 | 34.323 |
| **D | OFI SMART ISR | 0 | 337.241 | 337.241 |
| **D | IEM H | 0 | 90.000 | 90.000 |
| **D | R PHARMA DVSF | 0 | 263.175 | 263.175 |
| **D | FCP BOURBON 1 | 0 | 500.000 | 500.000 |

Avanti diritto:
in proprio:

283 Teste:
9 in delega.


Pagina 10

16
274

LISTA ESITO DELLE VOTAZIONE
Oggetto: Relazione sulla remunerazione

FAVOREVOLI

| Badge | Ragione Sociale | Proprio | Delega | Totale |
|-------|---|---------|------------|------------|
| **D | FCP RSI EURO P | 0 | 270.748 | 270.748 |
| **D | FCP CURIE INVESTISSEMENTS | 0 | 170.000 | 170.000 |
| **D | FCP AMUNDI HORIZON | 0 | 1 | 1 |
| **D | AXA BELGIUM AFFECT OCA VIE 97 | 0 | 11.149.688 | 11.149.688 |
| **D | SUBSIDIZED SCHOOLS PROVIDENT FUND | 0 | 48.741 | 48.741 |
| **D | AXA BELGIUM AFFECTATION OCA IARD | 0 | 5.262.213 | 5.262.213 |
| **D | POWERSHARES GLOBAL FUNDS IRELAND PUBLIC LIMITED COMPANY | 0 | 15.155 | 15.155 |
| **D | AXA BELGIUM | 0 | 902.891 | 902.891 |
| **D | VY OPPENHEIMER GLOBAL PORTFOLIO | 0 | 684.493 | 684.493 |
| **D | ROTHSCHILD & CIE BANQUE BACK OFFICES | 0 | 12.816.950 | 12.816.950 |
| **D | INVESCO FUNDS | 0 | 1.541.110 | 1.541.110 |
| **D | PS FTSE RAFI DEVEL MAR EXUS PORT | 0 | 705.544 | 705.544 |
| **D | INVESCO FUNDS SERIES 4 | 0 | 12.500.011 | 12.500.011 |
| **D | GS TACS MARKET CONTINUOUS (INTL) LLC | 0 | 331.834 | 331.834 |
| **D | INVESCO PERPETUAL GLOBAL SMALLER CO. FD | 0 | 2.778.385 | 2.778.385 |
| **D | STANLIB FUNDS LIMITED STANDARD BANK HOUSE | 0 | 348.753 | 348.753 |
| **D | MILLIKEN (AND) COMPANY | 0 | 6.680 | 6.680 |
| **D | POWERSHARES GLOBAL FUNDS IRELAND PLC | 0 | 13.246 | 13.246 |
| **D | POOL RE JPM REI EQUITY POOL REINSURANCE COMPANY LIMITED | 0 | 23.350 | 23.350 |
| **D | DEUTSCHE X-TRACKERS MSCI EMU HEDGED EQUITY ETF | 0 | 61.008 | 61.008 |
| **D | CITW FUND, LP | 0 | 5.564 | 5.564 |
| **D | IQ 50 PERCENT HEDGED FTSE EUROPE ETF | 0 | 8.950 | 8.950 |
| **D | INVESTIN PRO F.M.B.A., GLOBAL EQUITIES I | 0 | 182 | 182 |
| **D | STICHTING PENSIOENFONDS HORECA & CATERING | 0 | 191.535 | 191.535 |
| **D | PENSIONDANMARK PENSIONSFORSIKRINGSAKTIESELSKAB | 0 | 31.730 | 31.730 |
| **D | AMERICAN HEART ASSOCIATION, INC | 0 | 3.611 | 3.611 |
| **D | NATIONAL TREASURY MANAGEMENT AGENCY (AS CONTROLLER AND MANAGER OF THE IRELAND STRATEGIC INVESTM | 0 | 432.607 | 432.607 |
| **D | HARRIS UNIT 1 QUALIFIED NUCLEAR DECOMMISSIONING FUND | 0 | 6.570 | 6.570 |
| **D | ROBINSON UNIT 2 QUALIFIED NUCLEAR DECOMMISSIONING FUND | 0 | 5.502 | 5.502 |
| **D | BURNSWICK UNIT 1 QUALIFIED NUCLEAR DECOMMISSIONING FUND | 0 | 6.321 | 6.321 |
| **D | BRUNSWICK UNIT 2 QUALIFIED NUCLEAR DECOMMISSIONING FUND | 0 | 5.970 | 5.970 |
| **D | BANCO BILBAO VIZCAYA | 0 | 4.772.460 | 4.772.460 |
| **D | STG PFDS V.D. GRAFISCHE | 0 | 958.813 | 958.813 |
| **D | AXA BELGIUM S.A. | 0 | 2.288 | 2.288 |
| **D | ALASKA PERMANENT FUND CORPORATION | 0 | 17.176 | 17.176 |
| **D | CASEY FAMILY PROGRAMS | 0 | 106.313 | 106.313 |
| **D | THE STATE OF CONNECTICUT ACTING THROUGH ITS TREASURER | 0 | 6.759 | 6.759 |
| **D | NEXTERA ENERGY DUANE ARNOLD LLCNQ DECOMMISSIONING TRUST | 0 | 6.882 | 6.882 |
| **D | BNY MELLON EMPLOYEE BENEFIT COLLECTIVE INVESTMENT FUND PLAN | 0 | 93.404 | 93.404 |
| **D | FIRE AND POLICE PENSION ASSN OF COLORADO | 0 | 9.731 | 9.731 |
| **D | LOUISIANA STATE EMPLOYEES' RETIREMENT SYSTEM | 0 | 621 | 621 |
| **D | BELL ATLANTIC MASTER TRUST | 0 | 1 | 1 |
| **D | POINT BEACH UNIT 1 AND UNIT 2 NQ TRUST-ACCOUNTING MECHANISM | 0 | 558 | 558 |



Pagina 11

Avanti diritto: 283
 in proprio: 9

Teste: 16
 in delega: 274

ST

Assemblea Ordinaria del 14 aprile 2016


LISTA ESITO DELLE VOTAZIONE

Oggetto: Relazione sulla remunerazione

FAVOREVOLI

| Badge | Ragione Sociale | Proprio | Delega | Totale |
|-------|--|---------|-------------|-------------|
| **D | PENSION RESERVES INVESTMENT TRUST FUND | 0 | 1 | 1 |
| **D | THE ROCKEFELLER FOUNDATION | 0 | 105.735 | 105.735 |
| **D | STATE OF WISCONSIN INVESTMENT BOARD | 0 | 69.284 | 69.284 |
| **D | STEWARDSHIP FOUNDATION | 0 | 3.775 | 3.775 |
| **D | WEW TRUST NUMBER ONE | 0 | 11.218 | 11.218 |
| **D | CF DV ACMI EX-U.S. IMI FUND | 0 | 27.818 | 27.818 |
| **D | NSP MONTICELLO MINNESOTA RETAILQUALIFIED TRUST | 0 | 24.740 | 24.740 |
| **D | NSP MINNESOTA PRAIRIE I RETAIL QUALIFIED TRUST | 0 | 15.592 | 15.592 |
| **D | PACIFIC GAS AND ELECTRIC QUALIFIED CPUC DECOMMISSIONING TRUST | 0 | 9.000 | 9.000 |
| **D | SOUTHERN CALIFORNIA EDISON NUCLEAR FACILITIES CPUC DECOMMISSIONI | 0 | 7.042 | 7.042 |
| **D | 1975 IRREVOCABLE TRUST OF CD WEYERHAUSER | 0 | 65.550 | 65.550 |
| **D | 1973 IRREVOCABLE TRUST OF CD WEYERHAUSER | 0 | 7.556 | 7.556 |
| **D | EURIZONCAPITAL SGR S.P.A. - EURIZON AZIONI ITALIA | 0 | 1.990.483 | 1.990.483 |
| **D | EURIZONCAPITAL SGR S.P.A. - EURIZON AZIONI PMI EUROPA | 0 | 91 | 91 |
| 1957 | RAPPR. DESIGNATO EX ART. 135 UNDECIES TUF IN PERSONA DI ENRICO MONICELLI | 0 | 0 | 0 |
| DE* | FONDO GESTIELLE OBIETTIVO ITALIA DI ALETTI GESTIELLE S.G.R. | 0 | 150.000 | 150.000 |
| DE* | GESTIELLE CEDOLA ITALY OPPORTUNITY DI ALETTI GESTIELLE SGR | 0 | 100.000 | 100.000 |
| 2233 | ZICKER BRUNO | 0 | 0 | 0 |
| DE* | FINTECH EUROPE S.A.R.L. | 0 | 93.576.074 | 93.576.074 |
| 2517 | MARTINELLI ENZO | 525 | 0 | 525 |
| 2631 | MARCHETTI BEATRICE | 5 | 0 | 5 |
| 3413 | USAI DAVIDE | 0 | 0 | 0 |
| DE* | FONDAZIONE MONTE DEI PASCHI DI SIENA | 0 | 43.618.300 | 43.618.300 |
| 579 | CAVALLI ALDO | 10 | 0 | 10 |
| 728 | BURRONI STEFANO | 25.045 | 0 | 25.045 |
| DE* | ALLEANZA ASSICURAZIONI S.P.A | 0 | 1.823.902 | 1.823.902 |
| DE* | GENERALI ITALIA SPA | 0 | 13.888 | 13.888 |
| 804 | GERMINARA CARMINE | 0 | 4.554 | 4.554 |
| 973 | TOSELLI BARBARA | 2 | 0 | 2 |
| 997 | DI STEFANO STEFANO | 0 | 0 | 0 |
| DE* | MINISTERO DELL'ECONOMIA E DELLE FINANZE | 0 | 117.997.241 | 117.997.241 |

Totale voti 829.786.206
 Percentuale votanti % 91,268502
 Percentuale Capitale % 28,300259



Avanti diritto:
 in proprio:

283 Teste:
 9 in delega:

16
 274

Assemblea Ordinaria del 14 aprile 2016ALLEGATO LETT. 0 ALL'ATTOESITO VOTAZIONE N° 34933 DI REPERTORIOOggetto : **Approvazione del piano di 'Performance shares'**N° 16921 DI RACCOLTA**Sono presenti alla votazione:**

n° 427 aventi diritto al voto per


n° 909.162.841 azioni, di cui n° 909.162.841 ammesse al voto,

pari al 31,007438% del capitale sociale rappresentato da azioni con diritto di voto nell'assemblea ordinaria.

La votazione ha dato il seguente esito:

| | | % Azioni Rappresentate (Quorum deliberativo) | % Azioni Ammesse al voto | %Cap. Soc. |
|--------------------|--------------------|--|-----------------------------|------------|
| Favorevoli | 901.181.193 | 99,122088 | 99,122088 | 30,735220 |
| Contrari | 5.588.861 | 0,614726 | 0,614726 | 0,190611 |
| Sub Totale | <u>906.770.054</u> | 99,736814 | 99,736814 | 30,925831 |
| Astenuti | 2.355.388 | 0,259072 | 0,259072 | 0,080332 |
| Non Votanti | 37.399 | 0,004114 | 0,004114 | 0,001276 |
| Sub totale | <u>2.392.787</u> | 0,263186 | 0,263186 | 0,081607 |
| Totale | <u>909.162.841</u> | 100,000000 | 100,000000 | 31,007438 |

Ai sensi dell'art. 135-undecies del TUF **non sono computate** ai fini del calcolo della maggioranza e del capitale richiesto per l'approvazione della delibera numero **0** azioni pari al **0,000000%** delle azioni rappresentate in aula.



LISTA ESITO DELLE VOTAZIONI

Oggetto: Approvazione del piano di `Performance shares`


CONTRARI

| Badge | Ragione Sociale | Proprio | Delega | Totale |
|-------|--|---------|-----------|-----------|
| 1375 | GIARDI UDIO | 219 | 0 | 219 |
| 1565 | GUGLIELMI VINCENZO | 3.682 | 0 | 3.682 |
| 1857 | ACETOSI ROBERTO | 1.557 | 0 | 1.557 |
| 1864 | TURRENI FRANCESCO | 10.000 | 0 | 10.000 |
| 1937 | LAZZI GUIDO | 0 | 0 | 0 |
| **D | FIDELITY FUNDS SICAV | 0 | 7.686 | 7.686 |
| **D | FCP ERAFP ACT IND11 | 0 | 789.268 | 789.268 |
| **D | FCP ERAFP ACT EUR5 RO | 0 | 3.300.000 | 3.300.000 |
| **D | DALLAS POLICE AND FIRE PENSION SYSTEM | 0 | 511.575 | 511.575 |
| **D | FIDELITY INVESTMENT FUNDS -FIDELITY GLOB | 0 | 2.321 | 2.321 |
| **D | WEST MIDLANDS METROPOLITAN AUT PENS FD | 0 | 582.824 | 582.824 |
| **D | WEST YORKSHIRE PENSION FUND | 0 | 25.000 | 25.000 |
| **D | AVIVA LIFE & PENSIONS UK LIMITED | 0 | 32.863 | 32.863 |
| **D | AVIVA LIFE AND PENSIONS UK LIMITED | 0 | 34.963 | 34.963 |
| **D | AVIVA INVESTORS INTERNATIONAL INDEX TRACKING FUND | 0 | 41.310 | 41.310 |
| **D | CALIFORNIA PUBLIC EMPLOYEES RETIREMENT SYSTEM | 0 | 4 | 4 |
| **D | FRIENDS LIFE LIMITED | 0 | 17.231 | 17.231 |
| **D | MLC LIMITED | 0 | 11 | 11 |
| 2697 | BURRINI SERGIO | 357 | 0 | 357 |
| 2747 | FIorenzani PIER PAOLO | 200 | 0 | 200 |
| 2965 | BORGIANI LUISA | 21 | 0 | 21 |
| 3021 | MILAZZO STEFANO | 850 | 0 | 850 |
| 555 | FALASCHI PAOLO EMILIO | 976 | 0 | 976 |
| 841 | BARNI MARIO | 7.741 | 0 | 7.741 |
| 918 | ASSOCIAZIONE AZIONE BANCA MONTE DEI PASCHI DI SIENA IN PERSONA DI GUIDO ANTOLINI | 0 | 218.202 | 218.202 |

Totale voti 5.588.861

Percentuale votanti % 0,614726

Percentuale Capitale % 0,190611

Avanti diritto:
in proprio:58 Teste:
10 in delega:

Pagina 1

12
48

LISTA ESITO DELLE VOTAZIONE

Oggetto: Approvazione del piano di `Performance shares`

ASTENUTI

| Badge | Ragione Sociale | Proprio | Delega | Totale |
|-------|----------------------------------|---------|-----------|-----------|
| 1658 | SEMPlici ROMOLO | 600 | 5 | 605 |
| 1929 | FERRI TIZIANA | 3 | 0 | 3 |
| 1937 | LAZZI GUIDO | 0 | 0 | 0 |
| **D | FCP BNP PARIBAS ACTIONS EUROLAND | 0 | 345.683 | 345.683 |
| **D | BNP PARIBAS LI | 0 | 1.843.756 | 1.843.756 |
| **D | ARROWGRASS MASTER FUND LTD | 0 | 8.850 | 8.850 |
| **D | IBM FRANCE | 0 | 33.000 | 33.000 |
| **D | FCP CARPIMKO EUROPE | 0 | 118.152 | 118.152 |
| 2603 | MENSINI MARIO | 3.997 | 0 | 3.997 |
| 895 | MORGANTINI MARINO | 1.340 | 0 | 1.340 |
| 973 | TOSELLI BARBARA | 2 | 0 | 2 |

Totale voti 2.355.388
Percentuale votanti % 0,259072
Percentuale Capitale % 0,080332



Aventi diritto:
in proprio:

11 Teste:
5 in delega:

Pagina 2

6
6

LISTA ESITO DELLE VOTAZIONE

Oggetto: **Approvazione del piano di 'Performance shares'****NON VOTANTI**

| Badge | Ragione Sociale | Proprio | Delega | Totale |
|-------|--------------------|---------|--------|--------|
| 1257 | GUERRINI IVANO | 1.025 | 0 | 1.025 |
| 1334 | RICCI VIVIANO | 131 | 0 | 131 |
| 1712 | MASSONE ENRICO | 35.000 | 0 | 35.000 |
| 2133 | VOLPICELLA GERARDO | 98 | 0 | 98 |
| 2849 | TONIACCINI GIANNI | 1.145 | 0 | 1.145 |

Totale voti 37.399
Percentuale votanti % 0,004114
Percentuale Capitale % 0,001276



Aventi diritto:
in proprio:

5 Teste:
5 in delega:

Pagina 3

5
0

MT


Assemblea Ordinaria del 14 aprile 2016

LISTA ESITO DELLE VOTAZIONI

Oggetto: Approvazione del piano di 'Performance shares'

FAVOREVOLI

| Badge | Ragione Sociale | Proprio | Delega | Totale |
|-------|--|---------|------------|------------|
| 1138 | BIANCHI PAOLA CLARA | 186 | 0 | 186 |
| 1218 | LAZZERONI CESARE | 131 | 0 | 131 |
| 1403 | CARADONNA GIANFRANCO MARIA | 0 | 5 | 5 |
| 1635 | LAZZERINI ENRICO DINO | 150 | 0 | 150 |
| 1838 | NICODEMO GIUSEPPE | 28.406 | 0 | 28.406 |
| 1937 | LAZZI GUIDO | 0 | 0 | 0 |
| **D | AXA ASSICURAZIONI SPA | 0 | 11.981.035 | 11.981.035 |
| **D | ROYAL BANK OF CANADA (CHANNELL ISLANDS) LIMITED | 0 | 10.000 | 10.000 |
| **D | AXA VERSICHERUNGEN AG | 0 | 3.817.902 | 3.817.902 |
| **D | AXA LEBEN AG | 0 | 401.335 | 401.335 |
| **D | VANGUARD EUROPEAN STOCK INDEX FUND | 0 | 272.140 | 272.140 |
| **D | VANGUARD DEVELOPED MARKETS INDEX FUND | 0 | 8.211.760 | 8.211.760 |
| **D | ING DIRECT | 0 | 178.125 | 178.125 |
| **D | VANGUARD TOTAL WORLD STOCK INDEX FUND | 0 | 472.739 | 472.739 |
| **D | VANGUARD FTSE ALL-WORLD EX US INDEX FUND | 0 | 165.857 | 165.857 |
| **D | OPPENHEIMER GLOBAL ALLOCATION FUND | 0 | 761.297 | 761.297 |
| **D | VANGUARD FUNDS PLC | 0 | 383.706 | 383.706 |
| **D | SCHWAB FUNDAMENTAL INTER LARGE COMP IN F | 0 | 642.932 | 642.932 |
| **D | OFITC GLOBAL FUND | 0 | 684.517 | 684.517 |
| **D | LVS II LLC | 0 | 12.504.129 | 12.504.129 |
| **D | BBH BOSTON CUST FOR THE ADVISORS` INNER CIRCLE FUND - CORNERSTONE ADVISORS` GLOBAL PUBLIC EQUITY FUND - PARAMETRIC PORTE | 121.772 | 0 | 121.772 |
| **D | GLOBAL X SCIENTIFIC BETA EUROPE ETF | 0 | 21.520 | 21.520 |
| **D | HSBC GROUP HONG KONG LOCAL STAFF RETIREMENT BENEFIT SCHEME | 0 | 12.397 | 12.397 |
| **D | ARABELLE INVESTISSEMENTS | 0 | 40.000 | 40.000 |
| **D | HENDERSON EUROPEAN ENHANCED EQ. | 0 | 57.148 | 57.148 |
| **D | FCP SAKKARAH 7 | 0 | 742 | 742 |
| **D | FRR | 0 | 419.490 | 419.490 |
| **D | LA FRANCAISE LUX | 0 | 180.000 | 180.000 |
| **D | ALKEN FUND | 0 | 56.601.967 | 56.601.967 |
| **D | ALKEN FUND-EUROPEAN OPPORTUNITIES | 0 | 80.734.550 | 80.734.550 |
| **D | QUAESTIO INVESTMENTS | 0 | 17.803 | 17.803 |
| **D | MAINFIRST SICAV | 0 | 29.671.458 | 29.671.458 |
| **D | VANGUARD INVESTMENT SERIES, PLC | 0 | 777.957 | 777.957 |
| **D | H.E.S.T. AUSTRALIA LIMITED | 0 | 4.246.803 | 4.246.803 |
| **D | QUEENSLAND LOCAL GOVERNMENT SUPERANNUATI | 0 | 53.446 | 53.446 |
| **D | STATE SUPER FINANCIAL SERVICES AUSTRALIA LIMITED AS TRUSTEE FOR THE INT EQ SECT TRUST | 0 | 107.855 | 107.855 |
| **D | UBS GLOBAL ASSET MANAGEMENT LIFE LTD | 0 | 794.979 | 794.979 |
| **D | OPPENHEIMER VARIABLE GLOBAL FUND/VA | 0 | 9.956.486 | 9.956.486 |
| **D | OPPENHEIMER GLOBAL FUND | 0 | 40.538.480 | 40.538.480 |
| **D | FQ ESSENTIAL BETA FUND LTD | 0 | 45.187 | 45.187 |
| **D | THE BARCLAYS BANK UK RETIREMENT FUND | 0 | 2.421.610 | 2.421.610 |
| **D | EUROPACIFIC GROWTH FUND | 0 | 49.384.445 | 49.384.445 |



[Handwritten signature]

353 Teste:
7 in delega:

Assemblea Ordinaria del 14 aprile 2016

LISTA ESITO DELLE VOTAZIONI

Oggetto: Approvazione del piano di 'Performance shares'

FAVOREVOLI

| Badge | Ragione Sociale | Proprio | Delega | Totale |
|-------|---|---------|------------|------------|
| **D | ONEPATH GLOBAL SHARES - SMALL CAP INDEX | 0 | 123.052 | 123.052 |
| **D | UBS (US) GROUP TRUST | 0 | 127.956 | 127.956 |
| **D | VANGUARD INTERNATIONAL SMALL COMPANIES I | 0 | 167.951 | 167.951 |
| **D | BLACKROCK INDEXED ALL-COUNTRY EQUITY FUN | 0 | 11.078 | 11.078 |
| **D | T ROWE PRICE INTERNATIONAL EQUITY INDEX | 0 | 89.972 | 89.972 |
| **D | FLEXSHARES MORNINGSTAR DEVELOPED MARKETS EX-US FACTOR TILT INDEX FUND | 0 | 62.319 | 62.319 |
| **D | PUBLIC EMPLOYEES RETIREMENT SYSTEM OF OH | 0 | 4 | 4 |
| **D | STICHTING PENSIOENFONDS VOOR HUISARTSEN | 0 | 95.028 | 95.028 |
| **D | VANGUARD TOTAL INTERNATIONAL STOCK INDEX | 0 | 7.200.453 | 7.200.453 |
| **D | NEW MEXICO STATE INVESTMENT COUNCIL | 0 | 94.926 | 94.926 |
| **D | BUREAU OF LABOR FUNDS-LABOR INSURANCE FUND 10F | 0 | 529.469 | 529.469 |
| **D | BUREAU OF LABOR FUNDS-LABOR INSURANCE FUND 10F | 0 | 180.824 | 180.824 |
| **D | BUREAU OF LABOR FUNDS- LABOR PENSION FUND | 0 | 494.429 | 494.429 |
| **D | BUREAU OF LABOR FUNDS- LABOR PENSION FUND | 0 | 291.100 | 291.100 |
| **D | EQ/OPPENHEIMER GLOBAL PORTFOLIO | 0 | 784.496 | 784.496 |
| **D | PROSHARES HEDGED FTSE EUROPE ETF | 0 | 6.535 | 6.535 |
| **D | 1290 FUNDS - 1290 GLOBAL EQUITY MANAGERS FUND | 0 | 57.638 | 57.638 |
| **D | OPPENHEIMER GLOBAL MULTI-ASSET GROWTH FUND | 0 | 30.591 | 30.591 |
| **D | ETES DIVERSIFIED-FACTOR DEVELOPED EUROPE INDEX FUND | 0 | 655 | 655 |
| **D | UBS FTSE RAFI DEVELOPED 1000 INDEX FUND | 0 | 73.362 | 73.362 |
| **D | INVESCO GLOBAL SMALL CAP EQUITY POOL | 0 | 326.013 | 326.013 |
| **D | AXA INSURANCE UK PLC | 0 | 13.772.022 | 13.772.022 |
| **D | DE SHAW VALUE ALL COUNTRY ALPHA EXTENSION FUND | 0 | 897.996 | 897.996 |
| **D | D.E SHAW COUNTRY GLOBAL ALPHA EXTENSION PORTFOLIOS LLC | 0 | 440.779 | 440.779 |
| **D | AXA KRANKENVERSICHERUNG AG | 0 | 1.988.866 | 1.988.866 |
| **D | AXA LEBENSVERSICHERUNG AG | 0 | 6.961.757 | 6.961.757 |
| **D | CLASSIC GLOBAL EQUITY FUND | 0 | 46.412.336 | 46.412.336 |
| **D | CLASSIC VALUE EQUITY FUND | 0 | 8.450.926 | 8.450.926 |
| **D | CLASSIC LEVERAGED EQUITY FUND | 0 | 5.983.329 | 5.983.329 |
| **D | FONDS RESERVE RETRAITES | 0 | 2.168.292 | 2.168.292 |
| **D | DONALDSON BURSTON INTL SER-THS PARTN | 0 | 270.211 | 270.211 |
| **D | FTSE ALL WORLD INDEX FUND | 0 | 137.398 | 137.398 |
| **D | REASSURE LIMITED | 0 | 97.136 | 97.136 |
| **D | HSBC EUROPEAN INDEX FUND | 0 | 517.528 | 517.528 |
| **D | HSBC BANK PLC | 0 | 44.982 | 44.982 |
| **D | HSBC ETF'S PUBLIC LTD C HSBC ESI WORLDW | 0 | 108.700 | 108.700 |
| **D | AXA | 0 | 10.478.303 | 10.478.303 |
| **D | AXA ASSURANCE VIE MUTUELLE | 0 | 8.632.404 | 8.632.404 |
| **D | AXA ASSURANCE IARD MUTUELLE | 0 | 6.827.106 | 6.827.106 |
| **D | AXA FRANCE IARD | 0 | 17.593.048 | 17.593.048 |
| **D | ROTHSCHILD AND CIE GESTION | 0 | 306.020 | 306.020 |
| **D | MIF WORLD EQUITY | 0 | 136.646 | 136.646 |
| **D | 5) TAUBE HODSON STONEX PAR.LTD | 0 | 461.928 | 461.928 |



Avanti diritto:
in proprio:

353 Teste:
7 in delega.

14
346

Pagina 5

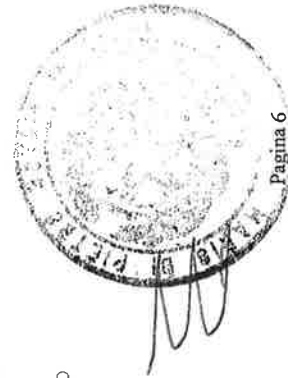
Assemblea Ordinaria del 14 aprile 2016

LISTA ESITO DELLE VOTAZIONE

Oggetto: Approvazione del piano di 'Performance shares'

FAVOREVOLI

| Badge | Ragione Sociale | Proprio | Delega | Totale |
|-------|---|---------|-----------|-----------|
| **D | NUMERIC INVESTORS LLC | 0 | 29.000 | 29.000 |
| **D | BRIDGEWATER EQUITY FUND LLC. | 0 | 1.174.502 | 1.174.502 |
| **D | UBS FUND MGT (CH) AG | 0 | 357.891 | 357.891 |
| **D | UBS (CH) INSTITUTIONAL FUND - EQUITIES GLOBAL SMALL CAP PASSIVE II | 0 | 45.995 | 45.995 |
| **D | GOVERNMENT OF NORWAY | 0 | 2.709.552 | 2.709.552 |
| **D | NORGES BANK | 0 | 1 | 1 |
| **D | IRISH LIFE ASSURANCE | 0 | 12.776 | 12.776 |
| **D | LEGAL AND GENERAL ASSURANCE PENSIONS MANAGEMENT LIMITED | 0 | 1.311.573 | 1.311.573 |
| **D | OLD WESTBURY SMALL AND MID CAP FUND. | 0 | 391.750 | 391.750 |
| **D | COMMONWEALTH BANK GROUP SUPERANNUATION | 0 | 218.851 | 218.851 |
| **D | STICHTING PGM DEPOSITARY | 0 | 900.000 | 900.000 |
| **D | STATE TEACHERS RETIREMENT SYSTEM | 0 | 65.207 | 65.207 |
| **D | LEGAL AND GENERAL COLLECTIVE INVESTMENT TRUST | 0 | 58.715 | 58.715 |
| **D | NUMERIC MULTI STRATEGY MARKET NEUTRAL LEVERED OFFSHORE FUND LIMITED | 0 | 1.196 | 1.196 |
| **D | AQR DELTA SAPPHIRE FUND LP | 0 | 1.857 | 1.857 |
| **D | DOUBLE BLACK DIAMOND OFFSHORE LTD. C.O. UBS (CAYMAN ISLANDS) LTD. | 0 | 4.718 | 4.718 |
| **D | ARKWRIGHT, LLC | 0 | 81.070 | 81.070 |
| **D | SCHWAB FUNDAMENTAL INTERNATIONAL LARGE COMPANY ETF | 0 | 25.409 | 25.409 |
| **D | CGE INVESTMENTS (NO. 2) S.A.R.L. | 0 | 446.227 | 446.227 |
| **D | JOHN HANCOCK FUNDS II STRATEGIC EQUITY ALLOCATION FUND | 0 | 43.758 | 43.758 |
| **D | INTERNATIONAL MONETARY FUND | 0 | 78.818 | 78.818 |
| **D | INTERNATIONAL MONETARY FUND | 0 | 37.922 | 37.922 |
| **D | THE WALT DISNEY COMPANY RETIREMENT PLAN MASTER TRUST | 0 | 38.824 | 38.824 |
| **D | COMBUSTION ENGINEERING 524(G) ASBESTOS PI TRUST | 0 | 9.183 | 9.183 |
| **D | CALVERT RESP INX SRS, INC.-CLVRT DVD MRKTS EX-U.S. RSP IX END | 0 | 5.225 | 5.225 |
| **D | VALIC COMPANY I - GLOBAL SOCIAL AWARENESS FUND | 0 | 2.074 | 2.074 |
| **D | PARAMETRIC INTERNATIONAL EQUITY FUND | 0 | 1.405 | 1.405 |
| **D | UAW RETIREE MEDICAL BENEFITS TRUST | 0 | 31.090 | 31.090 |
| **D | TAX - MANAGED INTERNATIONAL EQUITY PORTFOLIO | 0 | 892.403 | 892.403 |
| **D | GAM STAR FUND PLC | 0 | 26.721 | 26.721 |
| **D | HOSKING PARTNERS COLLECTIVE INVESTMENT TRUST | 0 | 1.120.540 | 1.120.540 |
| **D | TIFF INVESTMENT PROGRAM, INC - TIFF MULTI-ASSET FUND | 0 | 145.367 | 145.367 |
| **D | THE TIFF KEYSTONE FUND, L.P. | 0 | 358.024 | 358.024 |
| **D | JNL/OPPENHEIMER GLOBAL GROWTH FUND | 0 | 58.016 | 58.016 |
| **D | SEASONS SERIES TRUST INTERNATIONAL EQUITY PORTFOLIO | 0 | 3.634.821 | 3.634.821 |
| **D | RUSSELL INVESTMENT COMPANY IV PLC | 0 | 48.784 | 48.784 |
| **D | KANSAS PUBLIC EMPLOYEES RETIREMENT SYSTEM | 0 | 454.922 | 454.922 |
| **D | SPDR MSCI ACWI IMI ETF | 0 | 7.208 | 7.208 |
| **D | MARYLAND STATE RETIREMENT & PENSION SYSTEM | 0 | 5.819 | 5.819 |
| **D | RUSSELL MULTI-ASSET FACTOR EXPOSURE FUND | 0 | 233.937 | 233.937 |
| **D | MERCER QIF CCF | 0 | 85.563 | 85.563 |
| **D | JANUS ADAPTIVE GLOBAL ALLOCATION FUND | 0 | 979.240 | 979.240 |
| **D | | 0 | 2.045 | 2.045 |



Pagina 6

 Aventi diritto:
 in proprio:

 353 Teste:
 7 in delega:

 14
 346


25

LISTA ESITO DELLE VOTAZIONI

Oggetto: Approvazione del piano di 'Performance shares'

FAVOREVOLI

| Badge | Ragione Sociale | Proprio | Delega | Totale |
|-------|--|---------|-----------|-----------|
| **D | RUSSELL INVESTMENT COMPANY PLC | 0 | 1.020.660 | 1.020.660 |
| **D | NORTHROP GRUMMAN CORPORATION VEBBA MASTER TRUST I | 0 | 17.251 | 17.251 |
| **D | CANADA PENSION PLAN INVESTMENT BOARD | 0 | 242.860 | 242.860 |
| **D | CITY OF NEW YORK GROUP TRUST | 0 | 709.810 | 709.810 |
| **D | INTEL CORPORATION RETIREE MEDICAL PLAN TRUST | 0 | 21.900 | 21.900 |
| **D | HONGKONG ELECTRIC DEFINED CONTRIBUTION SCHEME | 0 | 1.963 | 1.963 |
| **D | STATE STREET IRELAND UNIT TRUST | 0 | 12 | 12 |
| **D | SSGA SPDR ETFs EUROPE II PUBLIC LIMITED COMPANY | 0 | 320.436 | 320.436 |
| **D | ROMAN CATHOLIC BISHOP OF SPRINGFIELD A CORPORATION SOLE | 0 | 153 | 153 |
| **D | TEACHER RETIREMENT SYSTEM OF TEXAS | 0 | 12 | 12 |
| **D | CALIFORNIA STATE TEACHERS RETIREMENT SYSTEM | 0 | 71.767 | 71.767 |
| **D | STATE STREET TRANSITION FUND 8 | 0 | 43.909 | 43.909 |
| **D | VANGUARD FTSE DEVELOPED EUROPE ALL CAP INDEX ETF | 0 | 29.891 | 29.891 |
| **D | VANGUARD FTSE DEVELOPED ALL CAP EX NORTH AMERICA INDEX ETF | 0 | 4.919 | 4.919 |
| **D | VANGUARD DEVEL ALL-CAP EX NORTH AMERICA EQT IND POOLED FUND | 0 | 4.254 | 4.254 |
| **D | VANGUARD INVESTMENTS II COMMON CONTRACTUAL FUND | 0 | 41.627 | 41.627 |
| **D | VANGUARD INVESTMENTS COMMON CONTRACTUAL FUND | 0 | 126.138 | 126.138 |
| **D | VANGUARD FTSE DEVELOPED EUROPE INDEX ETF | 0 | 3.891 | 3.891 |
| **D | WELLS FARGO BK DECL OF TR EST INV FUNDS FOR EMPLOYEE BEN TR | 0 | 71.929 | 71.929 |
| **D | WELLS FARGOMASTER TRUST DIVERSIFIED STOCK PORTFOLIO | 0 | 17.085 | 17.085 |
| **D | WASHINGTON STATE INVESTMENT BOARD | 0 | 697.776 | 697.776 |
| **D | WISDOMTREE EUROPE LOCAL RECOVERY FUND | 0 | 5.305 | 5.305 |
| **D | PRUDENTIAL RETIREMENT INSURANCE & ANNUITY COMPANY | 0 | 636.506 | 636.506 |
| **D | SPDR EURO STOXX SMALL CAP ETF | 0 | 370.219 | 370.219 |
| **D | SS BK AND TRUST COMPANY INV FUNDS FOR TAXEXEMPT RETIREMENT PL | 0 | 4.748.520 | 4.748.520 |
| **D | SSGA RUSSELL FD GL EX-US INDEX NONLENDING QP COMMON TRUST FUND | 0 | 104.760 | 104.760 |
| **D | SSGA FTSE RAFI DEVELOPED 1000 INDEX NON-LENDING COMMON TR F | 0 | 227.483 | 227.483 |
| **D | STATE STREET GLOBAL ADVISORS LUXEMBOURG SICAV | 0 | 6.523 | 6.523 |
| **D | UBS ETF | 0 | 116.584 | 116.584 |
| **D | ISHARES MSCI EAFE SMALL CAP ETF | 0 | 8.554 | 8.554 |
| **D | BLACKROCK INST TRUST CO NA INV FUNDSFOR EMPLOYEE BENEFIT TR | 0 | 3.937.582 | 3.937.582 |
| **D | ISHARES MSCI EUROPE IMI INDEX ETF | 0 | 6.910 | 6.910 |
| **D | ISHARES INTERNATIONAL FUNDAMENTAL INDEX ETF | 0 | 133.088 | 133.088 |
| **D | CONNECTICUT GENERAL LIFE INSURANCE COMPANY | 0 | 13.178 | 13.178 |
| **D | RUSSELL DEVELOPED EX-U.S. LARGE CAP INDEX FUND B | 0 | 20.207 | 20.207 |
| **D | BGI MSCI EAFE SMALL CAP EQUITY INDEX FUND B | 0 | 762.804 | 762.804 |
| **D | BGI MSCI EMU IMI INDEX FUND B | 0 | 2.452 | 2.452 |
| **D | DEVELOPED EX-FOSSIL FUEL INDEX FUND B | 0 | 7.956 | 7.956 |
| **D | RUSSELL INVESTMENT COMPANY II PLC | 0 | 476.946 | 476.946 |
| **D | IBM 401K PLUS PLAN | 0 | 458.905 | 458.905 |
| **D | STATE OF ALASKA RETIREMENT AND BENEFITS PLANS | 0 | 110.561 | 110.561 |
| **D | COLLEGE RETIREMENT EQUITIES FUND | 0 | 2.090.179 | 2.090.179 |
| **D | THE REGENTS OF THE UNIVERSITY OF CALIFORNIA | 0 | 357.006 | 357.006 |




LISTA ESITO DELLE VOTAZIONE

Oggetto: Approvazione del piano di `Performance shares`

FAVOREVOLI

| Badge | Ragione Sociale | Proprio | Delega | Totale |
|-------|--|---------|------------|------------|
| **D | VALIC COMPANY I - INTERNATIONAL EQUITIES FUND | 0 | 1.292 | 1.292 |
| **D | MET INVESTORS SERIES TRUST- OPPENHEIMER GLOBAL EQUITY PTF | 0 | 290.149 | 290.149 |
| **D | METROPOLITAN SERIES FUND- MSCI EAFE INDEX PORTFOLIO | 0 | 1 | 1 |
| **D | MASSMUTUAL PREMIER GLOBAL FUND | 0 | 1.519.403 | 1.519.403 |
| **D | SPDR MSCI ACWI EX-US ETF | 0 | 239.953 | 239.953 |
| **D | SPDR S&P WORLD (EX-US) ETF | 0 | -55.117 | 155.117 |
| **D | SPDR S+P INTERNATIONAL FINANCIAL SECTOR ETF | 0 | 5.056 | 5.056 |
| **D | MORGAN STANLEY INST F INC - ACTIVE INT ALLOCATION PTF | 0 | 8.320 | 8.320 |
| **D | ONTARIO TEACHERS PENSION PLAN BOARD | 0 | 409.068 | 409.068 |
| **D | MSCI EAFE SMALL CAP PROV INDEX SEC COMMON TR F | 0 | 643.749 | 643.749 |
| **D | ISHARES PUBLIC LIMITED COMPANY | 0 | 6.648.995 | 6.648.995 |
| **D | ISHARES II PUBLIC LIMITED COMPANY | 0 | -98.582 | 198.582 |
| **D | ISHARES VII PLC | 0 | 3.882.419 | 3.882.419 |
| **D | ISHARES I INVESTK MIT TGV F ISHS ST. EUROPE600 BS UCITS ETF DE | 0 | 1.245.886 | 1.245.886 |
| **D | BLACKROCK AM DE FOR ISHS EURO STOXX BANKS 30-15 UCITS ETF (DE) | 0 | 6.156.056 | 6.156.056 |
| **D | BLACKROCK AM DE FOR ISHARES EURO STOXX UCITS ETF (DE) | 0 | 983.469 | 983.469 |
| **D | BLACKROCK AM DE FOR ISHS STOXX EUROPE SMALL 200 UCITS ETF (DE) | 0 | 1.928.403 | 1.928.403 |
| **D | BLACKROCK AM DE FOR ISHARES STOXX EUROPE 600 UCITS ETF (DE) | 0 | 2.227.581 | 2.227.581 |
| **D | BLACKROCK AM SCH AG OBO BIFS WORLD EX SW SMALL CAP EQ INDEX F | 0 | 166.089 | 166.089 |
| **D | ARAB BANK FOR ECONOMIC DEVELOPMENT IN AFRICA | 0 | 1.652 | 1.652 |
| **D | MANAGED PENSION FUNDS LIMITED | 0 | 143.227 | 143.227 |
| **D | ABBEY LIFE ASSURANCE COMPANY LIMITED | 0 | 572.424 | 572.424 |
| **D | SCOTTISH WIDOWS OVERSEAS GROWTH INV F ICVC - EURO GROWTH F | 0 | 25.968 | 25.968 |
| **D | STATE STREET TRUSTEES LTD ATF ABERDEEN CAPITAL TRUST | 0 | 126.871 | 126.871 |
| **D | THE TRUSTEES OF CONOCOPHILLIPS PENSION PLAN | 0 | 75.650 | 75.650 |
| **D | FAMILY INVESTMENTS CHILD TRUST FUND | 0 | 62.920 | 62.920 |
| **D | FAMILY INVESTMENTS GLOBAL ICVC FAMILY BALANCED INT FUND | 0 | 63.250 | 63.250 |
| **D | HSBC AS TRUSTEE FOR SSGA EUROPE EX UK EQUITY TRACKER FUND | 0 | 1.474.896 | 1.474.896 |
| **D | M+G INVESTMENT FUNDS (7) - M+G EPISODE DEFENSIVE FUND | 0 | 132.528 | 132.528 |
| **D | M+G INVESTMENT FUNDS (1)- M+G EUROPEAN INDEX TRACKER FUND | 0 | 16.500 | 16.500 |
| **D | M+G INVESTMENT FUNDS (12)- M+G GLOBAL RECOVERY FUND | 0 | 1.745.400 | 1.745.400 |
| **D | STICHTING PHILIPS PENSIOENFONDS | 0 | 468.467 | 468.467 |
| **D | M+G INVESTMENT FUNDS (4)- M+G EPISODE ALLOCATION FUND | 0 | 1.804.341 | 1.804.341 |
| **D | M+G INVESTMENT FUNDS (4)- M+G EPISODE GROWTH FUND | 0 | 20.876.716 | 20.876.716 |
| **D | THE TRUSTEES OF THE PHILLIPS 66 UK PENSION PLAN | 0 | 13.768 | 13.768 |
| **D | THE TRUSTEES OF SAL PENSION SCHEME | 0 | 25.980 | 25.980 |
| **D | VANGUARD INV FDS ICVC-VANG FTSE DEV WOR LD EX - UK EQT IND FD | 0 | 193.881 | 193.881 |
| **D | VANGUARD INV F ICVC-VANGUARD FTSE DEV EUROPE EX-UK EQ INDEX F | 0 | 530.806 | 530.806 |
| **D | SCOTTISH WIDOWS INV SOL F ICVC- FUNDAMENTAL INDEX GLB EQ F | 0 | 862.510 | 862.510 |
| **D | SPDR S+P WORLD EX AUSTRALIA FUND | 0 | 9.653 | 9.653 |
| **D | RETAIL EMPLOYEES SUPERANNUATION TRUST | 0 | 8.793.999 | 8.793.999 |
| **D | RETAIL EMPLOYEES SUPERANNUATION TRUST | 0 | 531.768 | 531.768 |
| **D | SUNSUPER SUPERANNUATION FUND | 0 | 6.931 | 6.931 |




LISTA ESITO DELLE VOTAZIONE

Oggetto: Approvazione del piano di 'Performance shares'

FAVOREVOLI

| Badge | Ragione Sociale | Proprio | Delega | Totale |
|-------|---|---------|-----------|-----------|
| **D | CSAA INSURANCE EXCHANGE | 0 | 40.156 | 40.156 |
| **D | EXELON PEACH BOTTOM UNIT 1 QUALIFIED FUND | 0 | 2.595 | 2.595 |
| **D | JTW TRUST NO. 3 UAD 9/19/02 | 0 | 852 | 852 |
| **D | JTW TRUST NO. 1 UAD 9/19/02 | 0 | 442 | 442 |
| **D | JTW TRUST NO. 2 UAD 9/19/02 | 0 | 467 | 467 |
| **D | NTGI-QM COMMON DAILY ALL COUNWD EX-US INV MKT INDEX F NONLEND | 0 | 86.232 | 86.232 |
| **D | MALACHITE 35 TRUST | 0 | 153.141 | 153.141 |
| **D | BEAT DRUGS FUND ASSOCIATION | 0 | 5.839 | 5.839 |
| **D | STATES OF JERSEY COMMON INVESTMENT FUND | 0 | 35.210 | 35.210 |
| **D | GLOBAL BOND FUND | 0 | 455.817 | 455.817 |
| **D | WYOMING RETIREMENT SYSTEM | 0 | 37.418 | 37.418 |
| **D | BUNTING INTERNATIONAL DEVELOPED EQUITY TE LLC | 0 | 534 | 534 |
| **D | THE BUNTING FAM INT DEVELOPED EQUITY LIMITED LIABILITY CO | 0 | 30.580 | 30.580 |
| **D | HASLAM FAMILY INVESTMENT PARTNERSHIP | 0 | 7.872 | 7.872 |
| **D | SENTINEL INTERNATIONAL FUND | 0 | 6.190 | 6.190 |
| **D | SENTINEL INTERNATIONAL TRUST | 0 | 42.945 | 42.945 |
| **D | NATIONAL COUNCIL FOR SOCIAL SECURITY FUND, P.R.C | 0 | 208.857 | 208.857 |
| **D | NEW ZEALAND SUPERANNUATION FUND | 0 | 165.253 | 165.253 |
| **D | FORD MOTOR COMPANY DEFINED BENEFIT MASTER TRUST | 0 | 101.376 | 101.376 |
| **D | JTW TRUST NO. 4 UAD 9/19/02 | 0 | 12.755 | 12.755 |
| **D | PRESEBYTERIAN CHURCH (USA) FOUNDATION | 0 | 7.538 | 7.538 |
| **D | NORTHERN TRUST GLOBAL INVESTMENTS COLLECTIVE FUNDS TRUST | 0 | 1.645.569 | 1.645.569 |
| **D | ST. JOSEPH HEALTH SYSTEM | 0 | 15 | 15 |
| **D | HRW TESTAMENTARY TRUST NO 3 | 0 | 12.722 | 12.722 |
| **D | HRW TESTAMENTARY TRUST NO. 11 | 0 | 15.956 | 15.956 |
| **D | HRW TESTAMENTARY TRUST NO. 7 | 0 | 18.773 | 18.773 |
| **D | HRW TESTAMENTARY TRUST NO. 12 | 0 | 22.112 | 22.112 |
| **D | FORD MOTOR COMPANY OF CANADA, LIMITED PENSION TRUST | 0 | 10.100 | 10.100 |
| **D | HSBC INTERNATIONAL EQUITY POOLED FUND | 0 | 138.273 | 138.273 |
| **D | GARD COMMON CONTRACTUAL FUND | 0 | 78.917 | 78.917 |
| **D | THS EUROPEAN GROWTH & VALUE FUND | 0 | 104.402 | 104.402 |
| **D | THS INTERNATIONAL GROWTH & VALUE FUND | 0 | 3.970.308 | 3.970.308 |
| **D | CONTINENTAL GROWTH & VALUE FUND | 0 | 113.298 | 113.298 |
| **D | THE TRUSTEES OF THE BT PENSION SCHEME | 0 | 1.969.817 | 1.969.817 |
| **D | STICHTING HEINEKEN PENSIOENFONDS | 0 | 904.098 | 904.098 |
| **D | WHEELS COMMON INVESTMENT FUND | 0 | 89.485 | 89.485 |
| **D | TREDUE AP-FONDEN | 0 | 1 | 1 |
| **D | STICHTING PENSIOENFONDS VAN DE METALEKTRO (PME) | 0 | 613.598 | 613.598 |
| **D | NORTHERN TRUST UCITS COMMON CONTRACTUAL FUND | 0 | 600.364 | 600.364 |
| **D | PUBLIC EMPLOYEES RETIREMENT ASSOCIATION OF COLORADO | 0 | 330.827 | 330.827 |
| **D | COMMONWEALTH GLOBAL SHARE FUND 29 | 0 | 14.231 | 14.231 |
| **D | HSBC UCITS COMMON CONTRACTUAL FUND | 0 | 13.220 | 13.220 |
| **D | REBUS GROUP PENSION SCHEME | 0 | 219.184 | 219.184 |



Pagina 9

14
346Avanti diritto: 353 Teste: 14
in proprio: 7 in delega: 346

LISTA ESITO DELLE VOTAZIONI

Oggetto: Approvazione del piano di 'Performance shares'

FAVOREVOLI

| Badge | Ragione Sociale | Proprio | Delega | Totale |
|-------|--|---------|------------|------------|
| **D | HOSKING GLOBAL FUND PLC | 0 | 2.471.630 | 2.471.630 |
| **D | MUNICIPAL EMPLOYEES' ANNUITY AND BENEFIT FUND OF CHICAGO | 0 | 278.571 | 278.571 |
| **D | NAT WEST BANK PLC AS TRUSTEE OF LEG & GEN GLOBAL EQT IND FD | 0 | 4.500 | 4.500 |
| **D | NAT WEST BK AS TRUSTEE OF LEGAL & GENERAL EUROPEAN INDEX TR | 0 | 1.477.688 | 1.477.688 |
| **D | NAT WEST BK PLC AS TRUSTEE OF THE LEGAL & GENERAL INT IND TR | 0 | 84.490 | 84.490 |
| **D | SSGA GROSS ROLL UP UNIT TRUST | 0 | 57.158 | 57.158 |
| **D | LEGAL & GENERAL AUTHORISED CONTRACTUAL SCHEME | 0 | 31.694 | 31.694 |
| **D | ABU DHABI RETIREMENT PENSIONS AND BENEFITS FUND | 0 | 300.898 | 300.898 |
| **D | STICHTING BEDRIJFST VOOR HET BEROEPSVERVOER OVER DE WEG | 0 | 29.879 | 29.879 |
| **D | ASSURDIX | 0 | 34.323 | 34.323 |
| **D | OFI SMART ISR | 0 | 337.241 | 337.241 |
| **D | IBM H | 0 | 90.000 | 90.000 |
| **D | R PHARMA DVSE | 0 | 263.175 | 263.175 |
| **D | FCP BOURBON 1 | 0 | 500.000 | 500.000 |
| **D | FCP RSI EURO P | 0 | 270.748 | 270.748 |
| **D | FCP CURIE INVESTISSEMENTS | 0 | 170.000 | 170.000 |
| **D | FCP AMUNDI HORIZON | 0 | 1 | 1 |
| **D | ESSOR EUROPE | 0 | 596.893 | 596.893 |
| **D | AXA BELGIUM AFFECT OCA VIE 97 | 0 | 11.149.688 | 11.149.688 |
| **D | SUBSIDIZED SCHOOLS PROVIDENT FUND | 0 | 48.741 | 48.741 |
| **D | AXA BELGIUM AFFECTATION OCA IARD | 0 | 5.262.213 | 5.262.213 |
| **D | POWERSHARES GLOBAL FUNDS IRELAND PUBLIC LIMITED COMPANY | 0 | 15.155 | 15.155 |
| **D | PNC BANK NA | 0 | 58.300 | 58.300 |
| **D | AXA BELGIUM | 0 | 902.891 | 902.891 |
| **D | VY OPPENHEIMER GLOBAL PORTFOLIO | 0 | 684.493 | 684.493 |
| **D | ROTHSCHILD & CIE BANQUE BACK OFFICES | 0 | 12.816.950 | 12.816.950 |
| **D | BNYMTD (UK) AS TRUSTEE OF BLACKROCK CONTINENTAL EUROPE EQUITY TRY TRACKER FUND | 0 | 94.773 | 94.773 |
| **D | INVESCO FUNDS | 0 | 1.541.110 | 1.541.110 |
| **D | PS FTSE RAFI DEVEL MAR EXUS PORT | 0 | 705.544 | 705.544 |
| **D | INVESCO FUNDS SERIES 4 | 0 | 12.500.011 | 12.500.011 |
| **D | GS TACS MARKET CONTINUOUS (INTL) LLC | 0 | 331.834 | 331.834 |
| **D | INVESCO PERPETUAL GLOBAL SMALLER CO. FD | 0 | 2.778.385 | 2.778.385 |
| **D | STANLIB FUNDS LIMITED STANDARD BANK HOUSE | 0 | 348.753 | 348.753 |
| **D | MILLIKEN (AND) COMPANY | 0 | 6.680 | 6.680 |
| **D | POWERSHARES GLOBAL FUNDS IRELAND PLC | 0 | 13.246 | 13.246 |
| **D | BLACKROCK LIFE LIMITED | 0 | 4.681.820 | 4.681.820 |
| **D | POOL RE JPM REI EQUITY POOL REINSURANCE COMPANY LIMITED | 0 | 23.350 | 23.350 |
| **D | BLACKROCK MANAGED VOLATILITY V.I. FUND OF BLACKROCK VARIABLE SERIES FUNDS INC | 0 | 63.226 | 63.226 |
| **D | DEUTSCHE X-TRACKERS MSCI EMU HEDGED EQUITY ETF | 0 | 61.008 | 61.008 |
| **D | STICHTING PENSIOENFONDS VAN DEABN AMRO BANK N.V. | 0 | 801.132 | 801.132 |
| **D | CITW FUND, LP | 0 | 5.564 | 5.564 |
| **D | IQ 50 PERCENT HEDGED FTSE EUROPE ETF | 0 | 8.950 | 8.950 |
| **D | NUCLEAR LIABILITIES FUND LIMITED | 0 | 54.483 | 54.483 |



Assemblea Ordinaria del 14 aprile 2016

LISTA ESITO DELLE VOTAZIONE

Oggetto: **Approvazione del piano di 'Performance shares'****FAVOREVOLI**

| Badge | Ragione Sociale | Proprio | Delega | Totale |
|-------|--|---------|-------------|-------------|
| 1957 | RAPPR. DESIGNATO EX ART. 135 UNDECIES TUF IN PERSONA DI ENRICO MONICELLI | 0 | 0 | 0 |
| DE* | FONDO GESTIELLE OBIETTIVO ITALIA DI ALETTI GESTIELLE S.G.R. | 0 | 150.000 | 150.000 |
| DE* | GESTIELLE CEDOLA ITALY OPPORTUNITY DI ALETTI GESTIELLE SGR | 0 | 100.000 | 100.000 |
| 2233 | ZICKER BRUNO | 0 | 0 | 0 |
| DE* | FINTECH EUROPE S.A.R.L. | 0 | 93.576.074 | 93.576.074 |
| 2631 | MARCHETTI BEATRICE | 5 | 0 | 5 |
| 3413 | USAI DAVIDE | 0 | 0 | 0 |
| DE* | FONDAZIONE MONTE DEI PASCHI DI SIENA | 0 | 43.618.300 | 43.618.300 |
| 579 | CAVALLI ALDO | 10 | 0 | 10 |
| 728 | BURRONI STEFANO | 25.045 | 0 | 25.045 |
| DE* | ALLEANZA ASSICURAZIONI S.P.A | 0 | 1.823.902 | 1.823.902 |
| DE* | GENERALI ITALIA SPA | 0 | 13.888 | 13.888 |
| 804 | GERMINARA CARMINE | 0 | 4.554 | 4.554 |
| 997 | DI STEFANO STEFANO | 0 | 0 | 0 |
| DE* | MINISTERO DELL'ECONOMIA E DELLE FINANZE | 0 | 117.997.241 | 117.997.241 |

Totale voti 901.181.193
Percentuale votanti % 99,122088
Percentuale Capitale % 30,735220



Avanti diritto:
in proprio:

353 Teste:
7 in delega:

Pagina 12

14
346

MT