

# ASSEMBLEA ORDINARIA

## 27 APRILE 2016



Esito della votazione sul punto 1

### **Bilancio di esercizio al 31 dicembre 2015 di Snam S.p.A. Bilancio consolidato al 31 dicembre 2015. Relazioni degli Amministratori, del Collegio Sindacale e della Società di revisione. Deliberazioni necessarie e conseguenti.**

137 ATOUT EUROPE SMART BETA	TONELLI GIULIO	92.191	92.191
1699 AUSCOAL SUPERANNUATION FUND	TONELLI GIULIO	930.582	930.582
1281 AUSTRALIA POST SUPERANNUATION SCHEME	TONELLI GIULIO	12.000	12.000
1282 AUSTRALIA POST SUPERANNUATION SCHEME	TONELLI GIULIO	22.438	22.438
1599 AUSTRALIAN CATHOLIC SUPERAN RETIREM FUND	TONELLI GIULIO	13.321	13.321
428 AUTO CLUB INSURANCE ASSOCIATION	TONELLI GIULIO	66.584	66.584
390 AUTORIDADE MONETARIA DE MACAU	TONELLI GIULIO	87.140	87.140
1770 AVIVA INVEST MANAGER ICVC EURO EQUITY MO	TONELLI GIULIO	280.527	280.527
22 AVIVA INVESTORS INTERNATIONAL INDEX TRACKING FUND	TONELLI GIULIO	40.661	40.661
1961 AVIVA LIFE & PENSIONS UK LIMITED	TONELLI GIULIO	116.274	116.274
1962 AVIVA LIFE & PENSIONS UK LIMITED	TONELLI GIULIO	129.440	129.440
1963 AVIVA LIFE & PENSIONS UK LIMITED	TONELLI GIULIO	141.388	141.388
1968 AVIVA LIFE AND PENSIONS UK LIMITED	TONELLI GIULIO	728.082	728.082
1969 AVIVA LIFE AND PENSIONS UK LIMITED	TONELLI GIULIO	367.402	367.402
1688 AXA EQUITABLE LIFE INSURANCE CO	TONELLI GIULIO	29.298	29.298
1871 AXA GENERATION EQUILIBRE 2 FCPE	TONELLI GIULIO	256.400	256.400
1073 AXA IM ACWI SMARTBETA EQUITY FUND	TONELLI GIULIO	18.000	18.000
2005 AXA INSURANCE LIMITED	TONELLI GIULIO	663.000	663.000
2004 AXA INSURANCE UK PLC	TONELLI GIULIO	42.000	42.000
1881 AXA INVESTMENT MANAGERS	TONELLI GIULIO	2.000.000	2.000.000
1885 AXA LEBEN AG	TONELLI GIULIO	129.000	129.000
1886 AXA LEBEN AG	TONELLI GIULIO	46.000	46.000
1875 AXA VALEURS EURO	TONELLI GIULIO	626.000	626.000
1884 AXA VERSICHERUNGEN AG	TONELLI GIULIO	33.000	33.000
823 AXA WORLD FUNDS	TONELLI GIULIO	69.000	69.000
824 AXA WORLD FUNDS	TONELLI GIULIO	3.090.000	3.090.000
825 AXA WORLD FUNDS	TONELLI GIULIO	1.711.229	1.711.229
2310 AZL BLACKROCK GLOBAL ALLOCATIONFUND	TONELLI GIULIO	27.315	27.315
2309 AZL INTERNATIONAL INDEX FUND	TONELLI GIULIO	102.449	102.449
2308 AZL JPMORGAN INTERNATIONAL OPPORTUNITIES FUND	TONELLI GIULIO	684.747	684.747
1537 BAD COFONDS	TONELLI GIULIO	114.007	114.007
1536 BAD COFONDS II	TONELLI GIULIO	20.413	20.413
1934 BANCO CENTRAL DE TIMOR EST	TONELLI GIULIO	198.139	198.139
1936 BANCO CENTRAL DE TIMOR EST	TONELLI GIULIO	171.907	171.907
297 BANCO NACIONAL DE PANAMA AS TRUSTEE OF FIDEICOMISO FONDO DEAHORRO DE PANAMA	TONELLI GIULIO	8.066	8.066
1169 BANK OF BOTSWANA	TONELLI GIULIO	106.410	106.410
718 BANK OF KOREA	TONELLI GIULIO	117.955	117.955
719 BANK OF KOREA	TONELLI GIULIO	47.362	47.362
1242 BANNER HEALTH	TONELLI GIULIO	382.994	382.994
1456 BANQUE DE LUXEMBOURG	TONELLI GIULIO	993.668	993.668
1618 BANQUE PICTET & CIE SA	TONELLI GIULIO	27.887	27.887

# ASSEMBLEA ORDINARIA

## 27 APRILE 2016



Esito della votazione sul punto 1

### Bilancio di esercizio al 31 dicembre 2015 di Snam S.p.A. Bilancio consolidato al 31 dicembre 2015. Relazioni degli Amministratori, del Collegio Sindacale e della Società di revisione. Deliberazioni necessarie e conseguenti.

1621 BANQUE PICTET & CIE SA	TONELLI GIULIO	95.193	95.193
1324 BARING COMPONENT FUNDS	TONELLI GIULIO	760.563	760.563
1311 BARING GLOBAL OPPORTUNITIES UMBRELLA FUND	TONELLI GIULIO	43.334	43.334
1312 BARING GLOBAL OPPORTUNITIES UMBRELLA FUND	TONELLI GIULIO	16.203	16.203
1576 BAYVK A4 FONDS	TONELLI GIULIO	73.373	73.373
1504 BBH FTE ALPHADDEX FND II-F	TONELLI GIULIO	3.356	3.356
1473 BBH LUX FOR FIDELITY FUNDS FUTURES OVERLAY POOL	TONELLI GIULIO	3.179.031	3.179.031
1120 BEAT DRUGS FUND ASSOCIATION	TONELLI GIULIO	3.014	3.014
2379 BELL ATLANTIC MASTER TRUST	TONELLI GIULIO	11.158	11.158
2380 BELL ATLANTIC MASTER TRUST	TONELLI GIULIO	3.579	3.579
2311 BELLSOUTH CORPORATION RFA VEBA TRUST	TONELLI GIULIO	60.547	60.547
33 BERESFORD FUND PLC	TONELLI GIULIO	471.547	471.547
1860 BEST INVESTMENT CORPORATION	TONELLI GIULIO	277.566	277.566
930 BGI MSCI EAFE EQUITY INDEX NON-LENDABLE FUND B	TONELLI GIULIO	719.636	719.636
931 BGI MSCI EMU IMI INDEX FUND B	TONELLI GIULIO	2.095	2.095
929 BGI MSCI EUROPE EQUITY INDEX FUND B	TONELLI GIULIO	684.502	684.502
720 BIMCOR GLOBAL DIVIDEND YIELD POOLED FUND	TONELLI GIULIO	141.884	141.884
721 BIMCOR GLOBAL EQUITY POOLED FUND	TONELLI GIULIO	17.058	17.058
96 BLACK DIAMOND RELATIVE VALUE	TONELLI GIULIO	391.333	391.333
88 BLACK DIAMOND RELATIVE VALUE CAYMAN LP	TONELLI GIULIO	197.296	197.296
1009 BLACKROCK AM DE FOR ISHARES EURO STOXX UCITS ETF (DE)	TONELLI GIULIO	856.273	856.273
1014 BLACKROCK AM DE FOR ISHARES STOXX EUROPE 600 UCITS ETF (DE)	TONELLI GIULIO	1.840.902	1.840.902
1012 BLACKROCK AM DE FOR ISHS EURO STOXX SELECT DIV 30 UCITS ETF DE	TONELLI GIULIO	2.635.042	2.635.042
1010 BLACKROCK AM DE FOR ISHS STOXX EU SELECT DIV 30 UCITS ETF (DE)	TONELLI GIULIO	3.443.373	3.443.373
1011 BLACKROCK AM DE FOR ISHS STOXX EUROPE LARGE 200 UCITS ETF (DE)	TONELLI GIULIO	21.224	21.224
1016 BLACKROCK AM SCHWEIZ AG OBO BIFS WORLD EX SWITZ EQ INDEX FUND	TONELLI GIULIO	9.767	9.767
915 BLACKROCK CDN GLOBAL INFRASTRUCTURE EQUITY INDEX FUND	TONELLI GIULIO	1.426.422	1.426.422
911 BLACKROCK CDN MSCI EAFE EQUITY INDEX FUND	TONELLI GIULIO	623.078	623.078
914 BLACKROCK CDN MSCI EAFE INDEX PLUS FUND	TONELLI GIULIO	16.596	16.596
913 BLACKROCK CDN WORLD INDEX FUND	TONELLI GIULIO	93.536	93.536
1941 BLACKROCK FISSION INDEXED INTL EQUITY FD	TONELLI GIULIO	182.861	182.861
351 BLACKROCK FUNDS GLOBAL OPPORTUNITIES PORTFOLIO	TONELLI GIULIO	363.200	363.200
337 BLACKROCK FUNDS INTERNATIONAL OPPORTUNITIES PORTFOLIO	TONELLI GIULIO	1.173.600	1.173.600
1399 BLACKROCK GLOBAL ALLOCATION	TONELLI GIULIO	382.437	382.437
1397 BLACKROCK GLOBAL ALLOCATION	TONELLI GIULIO	1.667.138	1.667.138
1398 BLACKROCK GLOBAL ALLOCATION	TONELLI GIULIO	7.829	7.829
1402 BLACKROCK GLOBAL ALLOCATION	TONELLI GIULIO	29.358	29.358
452 BLACKROCK GLOBAL FUNDS	TONELLI GIULIO	63.326	63.326
2089 BLACKROCK GLOBAL FUNDS	TONELLI GIULIO	330.373	330.373
2090 BLACKROCK GLOBAL FUNDS	TONELLI GIULIO	764.591	764.591
2091 BLACKROCK GLOBAL FUNDS	TONELLI GIULIO	44.269	44.269

# ASSEMBLEA ORDINARIA

## 27 APRILE 2016




Esito della votazione sul punto 1

### **Bilancio di esercizio al 31 dicembre 2015 di Snam S.p.A. Bilancio consolidato al 31 dicembre 2015. Relazioni degli Amministratori, del Collegio Sindacale e della Società di revisione. Deliberazioni necessarie e conseguenti.**

2092 BLACKROCK GLOBAL FUNDS	TONELLI GIULIO	376.900	376.900
835 BLACKROCK GLOBAL INDEX FUNDS	TONELLI GIULIO	50.697	50.697
836 BLACKROCK GLOBAL INDEX FUNDS	TONELLI GIULIO	123.761	123.761
1930 BLACKROCK GLOBAL LISTED INFRASTRUCTURE F	TONELLI GIULIO	36.647	36.647
306 BLACKROCK GLOBAL OPPORTUNITIES EQUITY TRUST	TONELLI GIULIO	1.243.900	1.243.900
294 BLACKROCK GLOBAL OPPORTUNITIES V.I. FUND OF BLACKROCK VARIABLESERIES FUNDS,INC	TONELLI GIULIO	53.200	53.200
1904 BLACKROCK INDEX SELECTION FUND	TONELLI GIULIO	816.981	816.981
1905 BLACKROCK INDEX SELECTION FUND	TONELLI GIULIO	103.067	103.067
1906 BLACKROCK INDEX SELECTION FUND	TONELLI GIULIO	38.375	38.375
1907 BLACKROCK INDEX SELECTION FUND	TONELLI GIULIO	762.844	762.844
1908 BLACKROCK INDEX SELECTION FUND	TONELLI GIULIO	15.456	15.456
1938 BLACKROCK INDEXED ALL-COUNTRY EQUITY FUN	TONELLI GIULIO	9.771	9.771
884 BLACKROCK INST TRUST CO NA INV FUNDSFOR EMPLOYEE BENEFIT TR	TONELLI GIULIO	3.637.372	3.637.372
885 BLACKROCK INST TRUST CO NA INV FUNDSFOR EMPLOYEE BENEFIT TR	TONELLI GIULIO	366.852	366.852
886 BLACKROCK INST TRUST CO NA INV FUNDSFOR EMPLOYEE BENEFIT TR	TONELLI GIULIO	60.659	60.659
887 BLACKROCK INST TRUST CO NA INV FUNDSFOR EMPLOYEE BENEFIT TR	TONELLI GIULIO	247.620	247.620
888 BLACKROCK INST TRUST CO NA INV FUNDSFOR EMPLOYEE BENEFIT TR	TONELLI GIULIO	89.003	89.003
901 BLACKROCK INST TRUST CO NA INV FUNDSFOR EMPLOYEE BENEFIT TR	TONELLI GIULIO	6.822.280	6.822.280
902 BLACKROCK INST TRUST CO NA INV FUNDSFOR EMPLOYEE BENEFIT TR	TONELLI GIULIO	62.628	62.628
903 BLACKROCK INST TRUST CO NA INV FUNDSFOR EMPLOYEE BENEFIT TR	TONELLI GIULIO	1.055.556	1.055.556
904 BLACKROCK INST TRUST CO NA INV FUNDSFOR EMPLOYEE BENEFIT TR	TONELLI GIULIO	8.424	8.424
905 BLACKROCK INST TRUST CO NA INV FUNDSFOR EMPLOYEE BENEFIT TR	TONELLI GIULIO	2.311.539	2.311.539
906 BLACKROCK INST TRUST CO NA INV FUNDSFOR EMPLOYEE BENEFIT TR	TONELLI GIULIO	475.311	475.311
909 BLACKROCK INST TRUST CO NA INV FUNDSFOR EMPLOYEE BENEFIT TR	TONELLI GIULIO	49.267	49.267
910 BLACKROCK INST TRUST CO NA INV FUNDSFOR EMPLOYEE BENEFIT TR	TONELLI GIULIO	96.203	96.203
916 BLACKROCK INST TRUST CO NA INV FUNDSFOR EMPLOYEE BENEFIT TR	TONELLI GIULIO	68.585	68.585
917 BLACKROCK INST TRUST CO NA INV FUNDSFOR EMPLOYEE BENEFIT TR	TONELLI GIULIO	3.094.746	3.094.746
918 BLACKROCK INST TRUST CO NA INV FUNDSFOR EMPLOYEE BENEFIT TR	TONELLI GIULIO	554.238	554.238
919 BLACKROCK INST TRUST CO NA INV FUNDSFOR EMPLOYEE BENEFIT TR	TONELLI GIULIO	752.699	752.699
920 BLACKROCK INST TRUST CO NA INV FUNDSFOR EMPLOYEE BENEFIT TR	TONELLI GIULIO	62.171	62.171
1910 BLACKROCK INSTITUTIONAL POOLED FUNDS PLC	TONELLI GIULIO	99.751	99.751
1912 BLACKROCK INSTITUTIONAL POOLED FUNDS PLC	TONELLI GIULIO	4.026	4.026
1939 BLACKROCK INTERNATIONAL ALPHA TILTS FUND	TONELLI GIULIO	459.805	459.805
311 BLACKROCK INTERNATIONAL GROWTH AND INCOME TRUST	TONELLI GIULIO	1.033.200	1.033.200
2119 BLACKROCK LIFE LIMITED	TONELLI GIULIO	5.936.906	5.936.906
2120 BLACKROCK LIFE LIMITED	TONELLI GIULIO	622.344	622.344
2121 BLACKROCK LIFE LIMITED	TONELLI GIULIO	29.710	29.710
2122 BLACKROCK LIFE LIMITED	TONELLI GIULIO	203.543	203.543
2123 BLACKROCK LIFE LIMITED	TONELLI GIULIO	320.226	320.226
2124 BLACKROCK LIFE LIMITED	TONELLI GIULIO	225.041	225.041
2125 BLACKROCK LIFE LIMITED	TONELLI GIULIO	64.185	64.185

# ASSEMBLEA ORDINARIA

## 27 APRILE 2016



Esito della votazione sul punto 1

### Bilancio di esercizio al 31 dicembre 2015 di Snam S.p.A. Bilancio consolidato al 31 dicembre 2015. Relazioni degli Amministratori, del Collegio Sindacale e della Società di revisione. Deliberazioni necessarie e conseguenti.

934 BLACKROCK MSCI EUROPE EQUITY ESG SCREENED INDEX FUND B	TONELLI GIULIO	77.803	77.803
935 BLACKROCK MSCI WORLD EQUITY ESG SCREENED INDEX FUND B	TONELLI GIULIO	258.522	258.522
883 BLACKROCK MSCI WORLD INDEX FUND OF BLACKROCK FUNDS	TONELLI GIULIO	15.968	15.968
359 BLACKROCK MULTI-ASSET INCOME PORTFOLIO OF BLACKROCK FUNDS II	TONELLI GIULIO	1.362.506	1.362.506
1903 BLACKROCK SELECTION FUND	TONELLI GIULIO	189.931	189.931
832 BLACKROCK STRATEGIC FUNDS	TONELLI GIULIO	11.231	11.231
833 BLACKROCK STRATEGIC FUNDS	TONELLI GIULIO	11.438	11.438
834 BLACKROCK STRATEGIC FUNDS	TONELLI GIULIO	96.652	96.652
360 BLACKROCK UTILITY AND INFRASTRUCTURE TRUST	TONELLI GIULIO	743.800	743.800
1945 BLACKROCK WHOLESALE INDEXED INTERNATIONAL	TONELLI GIULIO	167.238	167.238
1181 BLUE SKY GROUP	TONELLI GIULIO	155.949	155.949
1182 BLUE SKY GROUP	TONELLI GIULIO	60.348	60.348
2333 BMO GLOBAL INFRASTRUCTURE FUND	TONELLI GIULIO	68.559	68.559
556 BMO UCITS ETF ICAV	TONELLI GIULIO	21.677	21.677
557 BMO UCITS ETF ICAV	TONELLI GIULIO	10.929	10.929
1592 BNP PARIBAS A FUND	TONELLI GIULIO	640.044	640.044
1583 BNP PARIBAS B PENSION BALANCED	TONELLI GIULIO	1.526.337	1.526.337
1585 BNP PARIBAS B PENSION BALANCED	TONELLI GIULIO	259.557	259.557
1586 BNP PARIBAS B PENSION STABILITY	TONELLI GIULIO	107.153	107.153
1589 BNP PARIBAS FUND I	TONELLI GIULIO	682.775	682.775
1582 BNP PARIBAS FUND III NV	TONELLI GIULIO	948	948
1587 BNP PARIBAS INSTITUTIONAL I	TONELLI GIULIO	30.822	30.822
1588 BNP PARIBAS INSTITUTIONAL I	TONELLI GIULIO	30.665	30.665
1579 BNP PARIBAS L1	TONELLI GIULIO	1.383.021	1.383.021
1580 BNP PARIBAS L1	TONELLI GIULIO	2.046.795	2.046.795
1590 BNP PARIBAS L1	TONELLI GIULIO	2.262.306	2.262.306
1591 BNP PARIBAS L1	TONELLI GIULIO	720.494	720.494
1593 BNP PARIBAS L1	TONELLI GIULIO	490.577	490.577
2322 BNY MELLON EMPLOYEE BENEFIT COLLECTIVE INVESTMENT FUND PLAN	TONELLI GIULIO	10.640	10.640
2331 BNY MELLON EMPLOYEE BENEFIT COLLECTIVE INVESTMENT FUND PLAN	TONELLI GIULIO	156.772	156.772
2360 BNY MELLON EMPLOYEE BENEFIT COLLECTIVE INVESTMENT FUND PLAN	TONELLI GIULIO	206.775	206.775
2361 BNY MELLON EMPLOYEE BENEFIT COLLECTIVE INVESTMENT FUND PLAN	TONELLI GIULIO	1.099.969	1.099.969
2362 BNY MELLON EMPLOYEE BENEFIT COLLECTIVE INVESTMENT FUND PLAN	TONELLI GIULIO	189.988	189.988
2132 BNY MELLON FUNDS TRUST BNY MELLON INTL EQUITY INCOME FUND	TONELLI GIULIO	243.246	243.246
1034 BNY MELLON TR+DEP ATF ST. JAMES'S PLACE GLOBAL EQ UNIT TR	TONELLI GIULIO	448.952	448.952
400 BNY MELLON TRUST AND DEPOSITARY(UK) LTD AS TRUSTEE OF BLACKROCKSYSTEMATIC CONTINENT	TONELLI GIULIO	18.947	18.947
1035 BNY MELLON TRUST+DEP(UK) LTD ATF ST. JS PLACE STRA INC UNIT T	TONELLI GIULIO	72.627	72.627
299 BNYMTD (UK) AS TRUSTEE OF BLACKROCK CONTINENTAL EUROPE EQUITY TRY TRACKER FUND	TONELLI GIULIO	1.969.794	1.969.794
298 BNYMTD (UK) LTD AS TRUSTEE OF BLACKROCK GLOBAL EQUITY FUNDEQUITY FUND	TONELLI GIULIO	212.800	212.800
1807 BOMBARDIER TRUST (CANADA) REAL RETURN AS	TONELLI GIULIO	304.139	304.139
1809 BOMBARDIER TRUST (CANADA) REAL RETURN AS	TONELLI GIULIO	659.327	659.327

# ASSEMBLEA ORDINARIA

## 27 APRILE 2016



Esito della votazione sul punto 1

### **Bilancio di esercizio al 31 dicembre 2015 di Snam S.p.A. Bilancio consolidato al 31 dicembre 2015. Relazioni degli Amministratori, del Collegio Sindacale e della Società di revisione. Deliberazioni necessarie e conseguenti.**

1787 BOMBARDIER TRUST U.S. MASTER TRUST	TONELLI GIULIO	70.129	70.129
2081 BPL	TONELLI GIULIO	141.239	141.239
2067 BRIDGEWATER ASSOCIATES LP	TONELLI GIULIO	1.221.348	1.221.348
950 BRISTOL COUNTY RETIREMENT SYSTEM	TONELLI GIULIO	20.705	20.705
1919 BRITISH COAL STAFF SUPERANNUATION SCHEME	TONELLI GIULIO	39.796	39.796
1804 BRITISH COLUMBIA INV.MAN.CORPORATION	TONELLI GIULIO	313.781	313.781
1820 BRITISH COLUMBIA INV.MAN.CORPORATION	TONELLI GIULIO	467.350	467.350
1821 BRITISH COLUMBIA INV.MAN.CORPORATION	TONELLI GIULIO	2.790.804	2.790.804
1822 BRITISH COLUMBIA INV.MAN.CORPORATION	TONELLI GIULIO	104.087	104.087
1823 BRITISH COLUMBIA INV.MAN.CORPORATION	TONELLI GIULIO	223.314	223.314
1640 BROOKFIELD GLOB.LIST.REAL EST.UC.FD	TONELLI GIULIO	2.658.025	2.658.025
1810 BROOKFIELD GLOBAL INFRASTRUCTURE SECURIT	TONELLI GIULIO	663.900	663.900
348 BROOKFIELD GLOBAL LISTED INFRASTRUASTURE FUND	TONELLI GIULIO	1.351.218	1.351.218
1811 BROOKFIELD GLOBAL LISTED INFRASTRUCTURE	TONELLI GIULIO	709.506	709.506
345 BROOKFIELD GLOBAL LISTED INFRASTRUCTURE INCOME FD INC	TONELLI GIULIO	3.489.000	3.489.000
1027 BRUNEI INVESTMENT AGENCY	TONELLI GIULIO	61.846	61.846
453 BRUNSWICK UNIT 2 QUALIFIED NUCLEAR DECOMMISSIONING FUND	TONELLI GIULIO	7.969	7.969
1060 BT INSTITUTIONAL INTERNATIONAL SUSTAINABILITY SHARE FUND	TONELLI GIULIO	58.315	58.315
1750 BUREAU OF LABOR FUNDS - LABOR RETIREMENT FUND	TONELLI GIULIO	612.338	612.338
1751 BUREAU OF LABOR FUNDS - LABOR RETIREMENT FUND	TONELLI GIULIO	523.900	523.900
1747 BUREAU OF LABOR FUNDS- LABOR PENSION FUND	TONELLI GIULIO	102.791	102.791
1748 BUREAU OF LABOR FUNDS- LABOR PENSION FUND	TONELLI GIULIO	1.415.153	1.415.153
1749 BUREAU OF LABOR FUNDS- LABOR PENSION FUND	TONELLI GIULIO	1.696.789	1.696.789
1978 BUREAU OF LABOR FUNDS- LABOR PENSION FUND	TONELLI GIULIO	38.369	38.369
1979 BUREAU OF LABOR FUNDS- LABOR PENSION FUND	TONELLI GIULIO	40.908	40.908
1983 BUREAU OF LABOR FUNDS- LABOR PENSION FUND	TONELLI GIULIO	16.440	16.440
1984 BUREAU OF LABOR FUNDS- LABOR PENSION FUND	TONELLI GIULIO	29.275	29.275
1986 BUREAU OF LABOR FUNDS- LABOR PENSION FUND	TONELLI GIULIO	227.321	227.321
2041 BUREAU OF LABOR FUNDS- LABOR PENSION FUND	TONELLI GIULIO	1.360.411	1.360.411
1673 BUREAU OF LABOR FUNDS-LABOR INSURANCE FUND	TONELLI GIULIO	567.264	567.264
1674 BUREAU OF LABOR FUNDS-LABOR INSURANCE FUND	TONELLI GIULIO	688.835	688.835
1746 BUREAU OF LABOR FUNDS-LABOR INSURANCE FUND	TONELLI GIULIO	22.400	22.400
1980 BUREAU OF LABOR FUNDS-LABOR INSURANCE FUND	TONELLI GIULIO	19.770	19.770
1981 BUREAU OF LABOR FUNDS-LABOR INSURANCE FUND	TONELLI GIULIO	28.910	28.910
1982 BUREAU OF LABOR FUNDS-LABOR INSURANCE FUND	TONELLI GIULIO	16.659	16.659
1985 BUREAU OF LABOR FUNDS-LABOR INSURANCE FUND	TONELLI GIULIO	177.708	177.708
2040 BUREAU OF LABOR FUNDS-LABOR INSURANCE FUND	TONELLI GIULIO	566.966	566.966
455 BURNISWICK UNIT 1 QUALIFIED NUCLEAR DECOMMISSIONING FUND	TONELLI GIULIO	7.418	7.418
134 CA ASSURANCES	TONELLI GIULIO	150.862	150.862
120 CAAM ACTIONS DURABLES	TONELLI GIULIO	107.367	107.367
130 CAAM INDEXED FRANCE PLUS	TONELLI GIULIO	339.645	339.645

# ASSEMBLEA ORDINARIA

## 27 APRILE 2016



Esito della votazione sul punto 1

### Bilancio di esercizio al 31 dicembre 2015 di Snam S.p.A. Bilancio consolidato al 31 dicembre 2015. Relazioni degli Amministratori, del Collegio Sindacale e della Società di revisione. Deliberazioni necessarie e conseguenti.

129 CAAM RESA ACTIONS EURO	TONELLI GIULIO	224.410	224.410
570 CAISSE DE DEPOT ET PLACEMENT DU QUEBEC	TONELLI GIULIO	2.537.482	2.537.482
746 CALIFORNIA PUBLIC EMPLOYEES RETIREMENT SYSTEM	TONELLI GIULIO	5.839.111	5.839.111
747 CALIFORNIA PUBLIC EMPLOYEES RETIREMENT SYSTEM	TONELLI GIULIO	382.537	382.537
748 CALIFORNIA PUBLIC EMPLOYEES RETIREMENT SYSTEM	TONELLI GIULIO	1.004.300	1.004.300
749 CALIFORNIA PUBLIC EMPLOYEES RETIREMENT SYSTEM	TONELLI GIULIO	287.534	287.534
750 CALIFORNIA PUBLIC EMPLOYEES RETIREMENT SYSTEM	TONELLI GIULIO	196.359	196.359
973 CALIFORNIA PUBLIC EMPLOYEES RETIREMENT SYSTEM	TONELLI GIULIO	2.397.476	2.397.476
568 CALVERT RESP INX SRS, INC.-CLVRT DVD MRKTS EX-U.S. RSP INX FD	TONELLI GIULIO	4.153	4.153
567 CALVERT VP EAFE INTERNATIONAL INDEX PORTFOLIO	TONELLI GIULIO	25.897	25.897
673 CANADA PENSION PLAN INVESTMENT BOARD	TONELLI GIULIO	62.211	62.211
674 CANADA PENSION PLAN INVESTMENT BOARD	TONELLI GIULIO	198.695	198.695
1617 CAPACITY FONDS INSTITUTIONEL-ACTIONS ETRANGERES PIB	TONELLI GIULIO	45.000	45.000
1696 CARBON AWARE INTERNATIONAL SHARES FUND	TONELLI GIULIO	30.134	30.134
223 CARBP DIVERSIFIE	TONELLI GIULIO	149.182	149.182
801 CARL SPAENGLER KAG M.B.H. FOR SPAENGLER IQAM EQUITY EUROPE	TONELLI GIULIO	137.751	137.751
197 CARP - INDO	TONELLI GIULIO	261.954	261.954
300 CASCADE UTILITIES INC RETIREMENT PLAN	TONELLI GIULIO	835	835
1416 CASSETTE DIVERSIFIE	TONELLI GIULIO	116.350	116.350
1197 CATERPILLAR INC MASTER RETIREMENT TRUST	TONELLI GIULIO	48.322	48.322
1199 CATERPILLAR INC. GROUP INSURANCE PLAN TRUST	TONELLI GIULIO	11.662	11.662
1196 CATERPILLAR INVESTMENT TRUST	TONELLI GIULIO	17.494	17.494
2332 CBIS GLOBAL FUNDS PLC	TONELLI GIULIO	46.084	46.084
57 CBO SUPERANNUATION CORPORATION PTY LTD	TONELLI GIULIO	13.175	13.175
2395 CC & L INTERNATIONAL EQUITY FUND	TONELLI GIULIO	50.400	50.400
2396 CC&L GLOBAL EQUITY FUND	TONELLI GIULIO	38.300	38.300
2397 CC&L Q GROUP GLOBAL EQUITY FUND	TONELLI GIULIO	45.000	45.000
912 CDN ACWI ALPHA TILTS FUND	TONELLI GIULIO	107.673	107.673
484 CELANESE AMERICAS RETIREMENT PENSION PLAN	TONELLI GIULIO	23.137	23.137
940 CELANESE AMERICAS RETIREMENT PENSION PLAN	TONELLI GIULIO	147.230	147.230
563 CENTRAL PROVIDENT FUND BOARD	TONELLI GIULIO	13.758	13.758
564 CENTRAL PROVIDENT FUND BOARD	TONELLI GIULIO	23.111	23.111
2314 CENTRAL STATES SOUTHEAST AND SOUTHWEST AREAS PENSION FUND	TONELLI GIULIO	770.157	770.157
1243 CENTURYLINK, INC. DEFINED BENEFIT MASTER TRUST	TONELLI GIULIO	221.538	221.538
1198 CENTURYLINK, INC. DEFINED CONTRIBUTION PLAN MASTER TRUST	TONELLI GIULIO	170.947	170.947
2105 CF GLOBAL EXPANDED ALPHA I FUNDONE	TONELLI GIULIO	63.300	63.300
2103 CF INTERNATIONAL STOCK INDEX FUND ONE	TONELLI GIULIO	131.218	131.218
312 CF MACQUARIE GLOBAL INFRASTRUCTURE SECURITIES FUND	TONELLI GIULIO	79.440	79.440
43 CFSIL - COLONIAL FIRST STATE GLOBAL ASSET MANAGEMENT MULTI SECTOR TRUST 1	TONELLI GIULIO	972	972
68 CFSIL RE COLONIAL FIRST STATE INVESTMENT FUND 10	TONELLI GIULIO	19.911	19.911
510 CGE INVESTMENTS (NO. 2) S.A.R.L.	TONELLI GIULIO	13.757	13.757

# ASSEMBLEA ORDINARIA

## 27 APRILE 2016




Esito della votazione sul punto 1

### **Bilancio di esercizio al 31 dicembre 2015 di Snam S.p.A. Bilancio consolidato al 31 dicembre 2015. Relazioni degli Amministratori, del Collegio Sindacale e della Società di revisione. Deliberazioni necessarie e conseguenti.**

1107 CHEVRON MASTER PENSION TRUST	TONELLI GIULIO	36.935	36.935
1931 CHINA LIFE INSURANCE (GROUP) COMPANY	TONELLI GIULIO	32.707	32.707
1063 CHRISTIAN SUPER	TONELLI GIULIO	6.235	6.235
1064 CHRISTIAN SUPER	TONELLI GIULIO	16.307	16.307
98 CHUNGHWA POST CO LTD	TONELLI GIULIO	138.851	138.851
1956 CHURCH COMMISSIONERS FOR ENGLAND	TONELLI GIULIO	11.058	11.058
1284 CHURCH OF ENGLAND INVESTMENT FUND FOR PENSIONS	TONELLI GIULIO	38.553	38.553
2449 CIBC EUROPEAN INDEX FUND	TONELLI GIULIO	12.470	12.470
2448 CIBC INTERNATIONAL INDEX FUND	TONELLI GIULIO	31.197	31.197
2450 CIBC POOLED INTERNATIONAL EQUITY INDEX FUND	TONELLI GIULIO	30.279	30.279
1159 CINDY SPRINGS, LLC	TONELLI GIULIO	3.478	3.478
1160 CINDY SPRINGS, LLC	TONELLI GIULIO	50.018	50.018
317 CITIBANK INTERNATIONAL PLC AS TRUSTEE FOR VIRGIN CLIMATE CHANGE	TONELLI GIULIO	569.304	569.304
1403 CITIGROUP GLOBAL MARKETS	TONELLI GIULIO	458.678	458.678
2316 CITIGROUP PENSION PLAN	TONELLI GIULIO	588.800	588.800
458 CITW FUND, LP	TONELLI GIULIO	4.555	4.555
1244 CITY OF AUSTIN EMPLOYEES RETIREMENT SYSTEM	TONELLI GIULIO	203.060	203.060
1112 CITY OF LOS ANGELES FIRE AND POLICE PENSION PLAN	TONELLI GIULIO	109.267	109.267
1113 CITY OF LOS ANGELES FIRE AND POLICE PENSION PLAN	TONELLI GIULIO	30.000	30.000
2378 CITY OF NEW YORK DEFERRED CPMPENSATION PLAN	TONELLI GIULIO	77.434	77.434
677 CITY OF NEW YORK GROUP TRUST	TONELLI GIULIO	1.493.705	1.493.705
678 CITY OF NEW YORK GROUP TRUST	TONELLI GIULIO	94.065	94.065
679 CITY OF NEW YORK GROUP TRUST	TONELLI GIULIO	2.035.774	2.035.774
680 CITY OF NEW YORK GROUP TRUST	TONELLI GIULIO	74.554	74.554
681 CITY OF NEW YORK GROUP TRUST	TONELLI GIULIO	1.759.237	1.759.237
682 CITY OF NEW YORK GROUP TRUST	TONELLI GIULIO	179.070	179.070
1754 CITY OF PHILADELPHIA PUBLIC RETIREMENT	TONELLI GIULIO	67.360	67.360
660 CLEARBRIDGE ADVISORS, LLC	TONELLI GIULIO	2.976	2.976
1608 CM-CIC PERSPECTIVE STRATEGIE 50	TONELLI GIULIO	14.880	14.880
177 CNP ASSUR EDAM ACTIONS EUROPE	TONELLI GIULIO	1.112.600	1.112.600
236 CNP ASSUR EDAM ACTIONS EUROPE	TONELLI GIULIO	183.800	183.800
164 CNP ASSUR VALEURS	TONELLI GIULIO	75.599	75.599
2313 CO-OPERATIVE SUPERANNUATION SOCIETY PENSION PLAN	TONELLI GIULIO	56.882	56.882
1500 COH STEERS COLL INVESTM TCS GL LIS IN	TONELLI GIULIO	264.957	264.957
519 COHEN & STEERS GLOBAL INCOME BUILDER, INC.	TONELLI GIULIO	153.517	153.517
518 COHEN & STEERS GLOBAL INFRASTRUCTURE FUND, INC	TONELLI GIULIO	1.112.793	1.112.793
520 COHEN & STEERS REAL ASSETS FUND, INC	TONELLI GIULIO	108.196	108.196
1393 COHEN & STEERS SICAV GLOBAL	TONELLI GIULIO	28.036	28.036
517 COHEN + STEERS INFRASTRUCTURE FUND, INC.	TONELLI GIULIO	11.689.411	11.689.411
1876 COLISEE IFC 1 FCP	TONELLI GIULIO	555.000	555.000
558 COLLEGE RETIREMENT EQUITIES FUND	TONELLI GIULIO	1.163.242	1.163.242

# ASSEMBLEA ORDINARIA

## 27 APRILE 2016




Esito della votazione sul punto 1

**Bilancio di esercizio al 31 dicembre 2015 di Snam S.p.A. Bilancio consolidato al 31 dicembre 2015. Relazioni degli Amministratori, del Collegio Sindacale e della Società di revisione. Deliberazioni necessarie e conseguenti.**

951 COLLEGE RETIREMENT EQUITIES FUND	TONELLI GIULIO	2.807.360	2.807.360
952 COLLEGE RETIREMENT EQUITIES FUND	TONELLI GIULIO	242.403	242.403
2312 COLLEGES OF APPLIED ARTS AND TECHNOLOGY PENSION P	TONELLI GIULIO	391.827	391.827
16 COLONIAL FIRST STATE INVESTMENTS LIMITED.	TONELLI GIULIO	2.834.492	2.834.492
23 COLONIAL FIRST STATE INVESTMENTS LIMITED.	TONELLI GIULIO	16.109	16.109
24 COLONIAL FIRST STATE INVESTMENTS LIMITED.	TONELLI GIULIO	90.821	90.821
34 COLONIAL FIRST STATE INVESTMENTS LIMITED.	TONELLI GIULIO	132.102	132.102
35 COLONIAL FIRST STATE INVESTMENTS LIMITED.	TONELLI GIULIO	78.686	78.686
36 COLONIAL FIRST STATE INVESTMENTS LIMITED.	TONELLI GIULIO	839.523	839.523
42 COLONIAL FIRST STATE INVESTMENTS LTD	TONELLI GIULIO	530.643	530.643
45 COLONIAL FIRST STATE INVESTMENTS LTD	TONELLI GIULIO	20.290	20.290
1992 COLUMBIA GLOBAL INFRASTRUCTURE FUND	TONELLI GIULIO	677.760	677.760
1685 COMMINGLED PENSION FUND ENHANCED INDEX)	TONELLI GIULIO	33.684	33.684
1686 COMMINGLED PENSION TRUST FUND INTERNATIONAL EQUITY INDEX	TONELLI GIULIO	1.828.339	1.828.339
985 COMMON TRUST ITALY FUND	TONELLI GIULIO	1.969.833	1.969.833
537 COMMONFUND INTERNATIONAL FOCUS FUND I, LLC	TONELLI GIULIO	253.414	253.414
613 COMMONFUND INTERNATIONAL FOCUS FUND II, LLC	TONELLI GIULIO	170.804	170.804
1309 COMMONWEALTH GLOBAL SHARE FUND 29	TONELLI GIULIO	6.641	6.641
2345 COMMONWEALTH OF PENNSYLVANIA TRAEASURY DEPT.	TONELLI GIULIO	18.603	18.603
2346 COMMONWEALTH OF PENNSYLVANIA TRAEASURY DEPT.	TONELLI GIULIO	90.073	90.073
2315 COMMONWEALTH OF PENNSYLVANIA STATE EMPLOYEES RETIREMENT SYSTEM.	TONELLI GIULIO	310.635	310.635
1186 COMMONWEALTH SUPERANN CORP ATF ARIA INVESTMENTS TR	TONELLI GIULIO	183.118	183.118
397 COMPASS EMP DEVELOPED 500 ENHANCED VOLATILITY WEIGHTED INDEXETF	TONELLI GIULIO	16.897	16.897
456 COMPASS EMP INTERNATIONAL 500 ENHANCED VOLATILITY WEIGHTED FUND	TONELLI GIULIO	5.909	5.909
71 COMPASS EMP INTERNATIONAL 500 VOLATILITY WEIGHTED FUND	TONELLI GIULIO	2.624	2.624
72 COMPASS EMP INTERNATIONAL 500 VOLATILITY WEIGHTED FUND	TONELLI GIULIO	11.442	11.442
2140 COMPASS EMP INTERNATIONAL 500 VOLATILITY WEIGHTED INDEX ETF	TONELLI GIULIO	37.668	37.668
216 CONCORDE 96	TONELLI GIULIO	84.800	84.800
1933 CONNECTICUT GENERAL LIFE INSURANCE COMPA	TONELLI GIULIO	25.331	25.331
907 CONNECTICUT GENERAL LIFE INSURANCE COMPANY	TONELLI GIULIO	9.403	9.403
965 CONSOLIDATED EDISON RETIREMENT PLAN	TONELLI GIULIO	800.750	800.750
966 CONSOLIDATED EDISON RETIREMENT PLAN	TONELLI GIULIO	252.768	252.768
1927 CONSTRUCTION AND BUILDING UNIONS SUPERAN	TONELLI GIULIO	64.719	64.719
2323 COUNTY EMPLOYEES ANNUITY AND BENEFIT FUND OF COOK COUNTY	TONELLI GIULIO	85.520	85.520
2324 COUNTY EMPLOYEES ANNUITY AND BENEFIT FUND OF COOK COUNTY	TONELLI GIULIO	347.551	347.551
2325 COUNTY EMPLOYEES ANNUITY AND BENEFIT FUND OF COOK COUNTY	TONELLI GIULIO	92.329	92.329
2326 COUNTY EMPLOYEES ANNUITY AND BENEFIT FUND OF COOK COUNTY	TONELLI GIULIO	85.338	85.338
160 COVEA FINANCE ACTIPERFORMANCE	TONELLI GIULIO	2.293.762	2.293.762
1530 CPR AM	TONELLI GIULIO	597.331	597.331
132 CPR EURO HIGH DIVIDEND	TONELLI GIULIO	609.654	609.654
135 CPR PROGRES DURABLE EUROPE	TONELLI GIULIO	44.660	44.660





# ASSEMBLEA ORDINARIA

## 27 APRILE 2016




Esito della votazione sul punto 1

### Bilancio di esercizio al 31 dicembre 2015 di Snam S.p.A. Bilancio consolidato al 31 dicembre 2015. Relazioni degli Amministratori, del Collegio Sindacale e della Società di revisione. Deliberazioni necessarie e conseguenti.

161 CROISSANCE DIVERSIFIE	TONELLI GIULIO	7.421	7.421
1083 CSAA INSURANCE EXCHANGE	TONELLI GIULIO	32.444	32.444
1036 CUMBRIA LOCAL GOVERNMENT PENSION SCHEME	TONELLI GIULIO	536.871	536.871
1634 DAIWA PAN EUROPEAN HIGH DIVIDEND YIELD STOCK MOTHER FUND	TONELLI GIULIO	480.000	480.000
1845 DAS SA	TONELLI GIULIO	38.400	38.400
378 DB X TRACKERS MSCI EUROPE EQUITY	TONELLI GIULIO	912.449	912.449
2033 DEAM FONDS ATZM	TONELLI GIULIO	30.000	30.000
423 DEAM-FONDS DCG EQ DEAM-FONDS DCG EQ	TONELLI GIULIO	18.162	18.162
2038 DEAM-FONDS MMM II DEUTSCHE ASSET AND WEALTH MANAGEMENT INVESTMENT GMBH	TONELLI GIULIO	248.492	248.492
862 DEAWM FOR OPPENHEIM DYNAMIC EUROPE BALANCE	TONELLI GIULIO	24.215	24.215
703 DEAWM INV GMBH FOR DEAM-FONDS CPT	TONELLI GIULIO	17.600	17.600
867 DEAWM INV GMBH FOR DEUTSCHE QUANT EQUITY EUROPE	TONELLI GIULIO	61.936	61.936
860 DEAWM INV GMBH FOR DEUTSCHE QUANT EQUITY LOW VOLATILITY EUROPE	TONELLI GIULIO	1.146.854	1.146.854
868 DEAWM INVEST GMBH FOR FOS PERFORMANCE UND SICHERHEIT	TONELLI GIULIO	132.000	132.000
1533 DEKA MASTER HAEK I	TONELLI GIULIO	132.997	132.997
2087 DELTA LLOYD INST. WERELD FONDS	TONELLI GIULIO	75.035	75.035
2088 DELTA LLOYD INVESTMENT FUND	TONELLI GIULIO	2.077.964	2.077.964
1781 DELTA MASTER TRUST	TONELLI GIULIO	128.967	128.967
946 DEPARTMENT OF STATE LANDS	TONELLI GIULIO	148.133	148.133
861 DEUT ASS & WEALTH MNGM INV GMBH FOR BASLER-AKTIEFONDS DWS	TONELLI GIULIO	1.000.000	1.000.000
700 DEUT ASS & WEALTH MNGM INV GMBH FOR DEAM FONDS AO 1	TONELLI GIULIO	4.000	4.000
699 DEUT ASS & WEALTH MNGM INV GMBH FOR DEAM NKS-FONDS	TONELLI GIULIO	60.000	60.000
689 DEUT ASS & WEALTH MNGM INV GMBH FOR DEAM-FONDS AKTIEN-BM-F I	TONELLI GIULIO	51.000	51.000
694 DEUT ASS & WEALTH MNGM INV GMBH FOR DEAM-FONDS BKM 1	TONELLI GIULIO	65.000	65.000
763 DEUT ASS & WEALTH MNGM INV GMBH FOR DEAM-FONDS BPT	TONELLI GIULIO	206.000	206.000
696 DEUT ASS & WEALTH MNGM INV GMBH FOR DEAM-FONDS DKS 1	TONELLI GIULIO	35.000	35.000
690 DEUT ASS & WEALTH MNGM INV GMBH FOR DEAM-FONDS ENPT	TONELLI GIULIO	24.000	24.000
697 DEUT ASS & WEALTH MNGM INV GMBH FOR DEAM-FONDS GDP 1	TONELLI GIULIO	72.000	72.000
761 DEUT ASS & WEALTH MNGM INV GMBH FOR DEAM-FONDS GHS	TONELLI GIULIO	460.000	460.000
765 DEUT ASS & WEALTH MNGM INV GMBH FOR DEAM-FONDS GSK 1	TONELLI GIULIO	20.800	20.800
760 DEUT ASS & WEALTH MNGM INV GMBH FOR DEAM-FONDS MASP	TONELLI GIULIO	100.000	100.000
695 DEUT ASS & WEALTH MNGM INV GMBH FOR DEAM-FONDS MPI 1	TONELLI GIULIO	48.450	48.450
759 DEUT ASS & WEALTH MNGM INV GMBH FOR DEAM-FONDS PG EQ	TONELLI GIULIO	131.830	131.830
693 DEUT ASS & WEALTH MNGM INV GMBH FOR DEAM-FONDS PMB 1	TONELLI GIULIO	6.000	6.000
698 DEUT ASS & WEALTH MNGM INV GMBH FOR DEAM-FONDS PMF 1	TONELLI GIULIO	110.000	110.000
691 DEUT ASS & WEALTH MNGM INV GMBH FOR DEAM-FONDS PPC EQ	TONELLI GIULIO	37.202	37.202
688 DEUT ASS & WEALTH MNGM INV GMBH FOR DEAM-FONDS PPC GEQ	TONELLI GIULIO	14.240	14.240
702 DEUT ASS & WEALTH MNGM INV GMBH FOR DEAM-FONDS ZSB 1	TONELLI GIULIO	150.000	150.000
859 DEUT ASS & WEALTH MNGM INV GMBH FOR DWS EUROPE DYNAMIC	TONELLI GIULIO	200.000	200.000
863 DEUT ASS & WEALTH MNGM INV GMBH FOR OP STRATEGIEPORTFOLIO IV	TONELLI GIULIO	115.975	115.975
864 DEUT ASS & WEALTH MNGM INV GMBH FOR OPPENHEIM GLOBAL STRATEGIE	TONELLI GIULIO	22.412	22.412

# ASSEMBLEA ORDINARIA

## 27 APRILE 2016



Esito della votazione sul punto 1

### Bilancio di esercizio al 31 dicembre 2015 di Snam S.p.A. Bilancio consolidato al 31 dicembre 2015. Relazioni degli Amministratori, del Collegio Sindacale e della Società di revisione. Deliberazioni necessarie e conseguenti.

865 DEUT ASS & WEALTH MNGM INV GMBH FOR OPPENHEIM GLOBAL-INVEST	TONELLI GIULIO	73.481	73.481
866 DEUT ASS & WEALTH MNGM INV GMBH FOR SOP EUROLANDWERTE	TONELLI GIULIO	109.519	109.519
701 DEUT ASS & WEALTH MNGM INV GMBH FOR STIFTUNGSFONDS SVC 1	TONELLI GIULIO	7.000	7.000
858 DEUT ASS & WEALTH MNGM INV GMBH FOR WWF REND UND NACHHALTIG	TONELLI GIULIO	600.000	600.000
870 DEUT ASS & WEALTH MNGM INV GMBH FOR WWF STRATEGIE-FONDS NR. 1	TONELLI GIULIO	500.000	500.000
871 DEUTSCHE A AND W MANAGEMENT INVESTMENT S.A. FOR DWS ETOILE	TONELLI GIULIO	5.700	5.700
2032 DEUTSCHE ASSET AND WEALTH MANAGEMENT INVESTMENT	TONELLI GIULIO	270.000	270.000
692 DEUTSCHE ASSET AND WEALTH MNGM INV GMBH FOR OP-FONDS WFF	TONELLI GIULIO	11.349	11.349
869 DEUTSCHE AT AND W MGMT INVEST GMBH FOR MULTI INDEX EQT FD	TONELLI GIULIO	18.921	18.921
634 DEUTSCHE EAFE EQUITY INDEX FUND	TONELLI GIULIO	8.767	8.767
1481 DEUTSCHE Global Infrastructure Fund	TONELLI GIULIO	13.047.500	13.047.500
837 DEUTSCHE INVEST I	TONELLI GIULIO	2.754.200	2.754.200
838 DEUTSCHE INVEST I	TONELLI GIULIO	15.357	15.357
947 DEUTSCHE STRATEGIC EQUITY LONG/SHORT FUND	TONELLI GIULIO	47.320	47.320
457 DEUTSCHE X-TRACKERS FTSE DEVELOPED EX US COMPREHENSIVE FACTOR ETF	TONELLI GIULIO	516	516
381 DEUTSCHE X-TRACKERS MSCI ALL WORLD EX US HEDGED EQUITY ETF	TONELLI GIULIO	9.170	9.170
2130 DEUTSCHE X-TRACKERS MSCI ALL WORLD EX US HIGH DIVIDEND YIELDHEDGED EQUITY ETF	TONELLI GIULIO	1.815	1.815
338 DEUTSCHE X-TRACKERS MSCI EAFE HEDGE EQUITY ETF	TONELLI GIULIO	2.092.225	2.092.225
426 DEUTSCHE X-TRACKERS MSCI EAFE HIGH DIVIDEND YIELD HEDGED EQUITYETF	TONELLI GIULIO	4.269	4.269
403 DEUTSCHE X-TRACKERS MSCI EMU HEDGED EQUITY ETF	TONELLI GIULIO	43.117	43.117
427 DEUTSCHE X-TRACKERS MSCI EMU HIGH DIVIDEND YIELD HEDGED EQUITY E	TONELLI GIULIO	17.581	17.581
432 DEUTSCHE X-TRACKERS MSCI ITALY HEDGED EQUITY ETF	TONELLI GIULIO	14.563	14.563
424 DEUTSCHE X-TRACKERS MSCI SOUTHERN EUROPE HEDGED EQUITY ETF	TONELLI GIULIO	6.291	6.291
933 DEVELOPED EX-FOSSIL FUEL INDEX FUND B	TONELLI GIULIO	11.153	11.153
1143 DFI LP EQUITY (PASSIVE)	TONELLI GIULIO	4.047	4.047
2321 DIOCESE OF VENICE PENSION PLAN & TRUST	TONELLI GIULIO	2.334	2.334
1419 DIVERSIFIE ACTIONS 50-65 DU CD	TONELLI GIULIO	5.875	5.875
785 DIVERSIFIED MARKETS (2010) POOLED FUND TRUST	TONELLI GIULIO	77.241	77.241
685 DIVERSIFIED REAL ASSET CIT	TONELLI GIULIO	169.962	169.962
686 DIVERSIFIED REAL ASSET CIT	TONELLI GIULIO	343.501	343.501
664 DIVERSIFIED REAL ASSET INCOME FUND	TONELLI GIULIO	1.232.496	1.232.496
1201 DOMINION RESOURCES INC. MASTER TRUST	TONELLI GIULIO	91.658	91.658
1108 DOW RETIREMENT GROUP TRUST	TONELLI GIULIO	97.742	97.742
408 DREYFUS INDEX FUNDS INC DREYFUS INTERNATIONAL STC	TONELLI GIULIO	93.495	93.495
391 DREYFUS OPPORTUNITY FUNDS - DREYFUS STRATEGIC BETA GLOBAL EQUITY	TONELLI GIULIO	3.275	3.275
402 DREYFUS PREMIER INVESTMENT FUNDS,INC-DREYFUS GLOBAL INFRASTRUCTU	TONELLI GIULIO	63.220	63.220
2104 DT INTERNATIONAL STOCK INDEX FUND ONE	TONELLI GIULIO	137.146	137.146
2418 DUKE UNIVERSITY	TONELLI GIULIO	60.650	60.650
339 DUNHAM INTERNATIONAL STOCK FUND	TONELLI GIULIO	71.665	71.665
944 DUPONT PENSION TRUST	TONELLI GIULIO	1.635.198	1.635.198
1142 DYNASTY INVEST, LTD	TONELLI GIULIO	3.144	3.144

# ASSEMBLEA ORDINARIA

## 27 APRILE 2016




Esito della votazione sul punto 1

### Bilancio di esercizio al 31 dicembre 2015 di Snam S.p.A. Bilancio consolidato al 31 dicembre 2015. Relazioni degli Amministratori, del Collegio Sindacale e della Società di revisione. Deliberazioni necessarie e conseguenti.

431 EAGLE INTERNATIONAL STOCK FUND	TONELLI GIULIO	51.468	51.468
318 EASTSPRING INVESTMENTS	TONELLI GIULIO	7.782	7.782
176 ECOFI ACTIONS SCR	TONELLI GIULIO	170.688	170.688
163 ECUREUIL ENERGIE	TONELLI GIULIO	471.563	471.563
1531 EDMOND DE ROTHSCHILD AM	TONELLI GIULIO	1.600.000	1.600.000
1882 EDMOND DE ROTHSCHILD AM	TONELLI GIULIO	7.322.400	7.322.400
116 EDMOND DE ROTHSCHILD ASSET MANAGEMENT	TONELLI GIULIO	3.831.700	3.831.700
117 EDMOND DE ROTHSCHILD ASSET MANAGEMENT	TONELLI GIULIO	503.000	503.000
75 ELECTRON GLOBAL MASTER FUND LP CO ELECTRON CAPITAL PARTNERS LLC	TONELLI GIULIO	46.942	46.942
2099 EMPLOYEES RETIREMENT SYSTEM OF THE CITY OF BALTIMORE	TONELLI GIULIO	14.700	14.700
542 ENERGY INSURANCE MUTUAL LIMITED	TONELLI GIULIO	10.266	10.266
1280 ENERGY INVESTMENT FUND	TONELLI GIULIO	1.234.012	1.234.012
1600 ENHANCED INDEX INTERNATIONAL SHARE FUND	TONELLI GIULIO	265.730	265.730
1601 ENHANCED INDEX INTERNATIONAL SHARE FUND	TONELLI GIULIO	54.765	54.765
1606 ENHANCED INDEX INTERNATIONAL SHARE FUND	TONELLI GIULIO	170.702	170.702
181 EPARGNE PRUDENCE THALES	TONELLI GIULIO	73.393	73.393
1993 EQ ADVISOR TRUST ATM INTERNATIONAL PORTFOLIO	TONELLI GIULIO	188.107	188.107
1995 EQ ADVISORS TRUST - AXA INTERNATIONAL CORE MANAGED VOLATILITY PORTFOLIO	TONELLI GIULIO	150.349	150.349
1785 EQ ADVISORS TRUST - AXA INTERNATIONAL MANAGED VOLATILITY PORTFOLIO	TONELLI GIULIO	77.552	77.552
1932 EQ ADVISORS TRUST - EQ/INTERNATIONAL GRO	TONELLI GIULIO	3.000	3.000
1940 EQ ADVISORS TRUST-AXA GLOBAL EQ MANAGED	TONELLI GIULIO	114.600	114.600
1994 EQ ADVISORS TRUST-AXA TACTICAL MANAGER I	TONELLI GIULIO	288.550	288.550
1788 EQ ALLIANCE DYNAMIC WEALTH STRATEGIES PO	TONELLI GIULIO	64.322	64.322
1991 EQ.ADVISORS TRUST - AXA TEMPLETON GLOBAL	TONELLI GIULIO	27.293	27.293
1794 ETFs DIVERSIFIED-FACTOR DEVELOPED EUROPE INDEX FUND	TONELLI GIULIO	325	325
2021 ETHIS VALEURS	TONELLI GIULIO	80.000	80.000
1428 ETOILE ACTIONS INTERNATIONALES	TONELLI GIULIO	274.298	274.298
1420 ETOILE ENERGIE EUROPE	TONELLI GIULIO	46.204	46.204
1429 ETOILE GESTION	TONELLI GIULIO	99.714	99.714
103 EURIZONCAPITAL SGR S.P.A. - EURIZON AZIONI AREA EURO	TONELLI GIULIO	60.620	60.620
104 EURIZONCAPITAL SGR S.P.A. - EURIZON AZIONI ITALIA	TONELLI GIULIO	2.628.264	2.628.264
927 EURO EX-UK ALPHA TITLS FUND B	TONELLI GIULIO	199.600	199.600
936 EUROPEEX-CONTROVERSIAL WEAPONS EQUITY INDEX FUND B	TONELLI GIULIO	427.351	427.351
2327 EVANGELICAL LUTHERAN CHURCH IN AMERICA BOARD OF PENSIONS	TONELLI GIULIO	45.683	45.683
2328 EVANGELICAL LUTHERAN CHURCH IN AMERICA BOARD OF PENSIONS	TONELLI GIULIO	48.411	48.411
2329 EVANGELICAL LUTHERAN CHURCH IN AMERICA BOARD OF PENSIONS	TONELLI GIULIO	10.763	10.763
2330 EVANGELICAL LUTHERAN CHURCH IN AMERICA BOARD OF PENSIONS	TONELLI GIULIO	41.581	41.581
183 EVIAN A EQUILIBRE	TONELLI GIULIO	15.129	15.129
1105 EXELON CORPORATION NUCLEAR DECOMMISSION TRUST - NON TAX QUAL	TONELLI GIULIO	1.387	1.387
1085 EXELON PEACH BOTTOM UNIT 1 QUALIFIED FUND	TONELLI GIULIO	4.456	4.456
2381 EXPRESS SCRIPTS, INC. 401 (K) PLAN	TONELLI GIULIO	34.037	34.037

# ASSEMBLEA ORDINARIA

## 27 APRILE 2016



Esito della votazione sul punto 1

**Bilancio di esercizio al 31 dicembre 2015 di Snam S.p.A. Bilancio consolidato al 31 dicembre 2015. Relazioni degli Amministratori, del Collegio Sindacale e della Società di revisione. Deliberazioni necessarie e conseguenti.**

1031 FAMILY INVESTMENTS CHILD TRUST FUND	TONELLI GIULIO	60.231	60.231
1032 FAMILY INVESTMENTS GLOBAL ICVC FAMILY BALANCED INT FUND	TONELLI GIULIO	62.073	62.073
215 FC CARPIMKO	TONELLI GIULIO	150.554	150.554
1168 FCM INTERNATIONAL LLC	TONELLI GIULIO	3.000	3.000
1612 FCP GROUPE BRIAND	TONELLI GIULIO	490	490
212 FCP A.A. - GROUPAMA - ISR	TONELLI GIULIO	227.000	227.000
220 FCP ABP PERP	TONELLI GIULIO	87.555	87.555
1874 FCP AIR FRANCE IFC	TONELLI GIULIO	31.601	31.601
2019 FCP ALM REUNICA DIVERSIFIE	TONELLI GIULIO	82.000	82.000
141 FCP AMUNDI ACTIONS INTERNATIONALES	TONELLI GIULIO	79.761	79.761
148 FCP AMUNDI ACTIONS INTERNATIONALES	TONELLI GIULIO	54.302	54.302
143 FCP AMUNDI HORIZON	TONELLI GIULIO	5.660	5.660
205 FCP AMUNDI HORIZON	TONELLI GIULIO	253.097	253.097
153 FCP AMUNDI INDEX EQUITY EUROPE LOW CARBON	TONELLI GIULIO	56.323	56.323
151 FCP AMUNDI INDEX EQUITY GLOBAL LOW CARBON	TONELLI GIULIO	30.597	30.597
152 FCP AMUNDI INDEX EQUITY GLOBAL MULTI SMART ALLOCATION SCIENTIFICBETA	TONELLI GIULIO	7.595	7.595
121 FCP AMUNDI RENDEMENT PLUS	TONELLI GIULIO	173.120	173.120
192 FCP ARRCO LONG TERME C	TONELLI GIULIO	164.459	164.459
1877 FCP AXIVA ACTION 1	TONELLI GIULIO	30.268	30.268
1522 FCP BNP PARIBAS ACTIONS EUROLAND	TONELLI GIULIO	300.906	300.906
1523 FCP BNP PARIBAS ACTIONS EUROPE	TONELLI GIULIO	9.142	9.142
213 FCP BOURBON 4	TONELLI GIULIO	58.926	58.926
1525 FCP CAMGEST.SIT.SPECIAL.	TONELLI GIULIO	257.430	257.430
234 FCP CARPIMKO EUROPE	TONELLI GIULIO	81.416	81.416
227 FCP CAVEC GROUPAMA DIVERSIFIE	TONELLI GIULIO	117.135	117.135
1866 FCP CNP ACTIONS EM	TONELLI GIULIO	680.185	680.185
144 FCP COLOMBES 6 BIS	TONELLI GIULIO	180.000	180.000
1878 FCP COMPT EUROPE	TONELLI GIULIO	180.000	180.000
230 FCP ECOFI FLEXIBLE	TONELLI GIULIO	19.252	19.252
231 FCP ECOFI OPTIM LCR	TONELLI GIULIO	15.400	15.400
219 FCP ECUREUIL PROFIL 90	TONELLI GIULIO	890.718	890.718
175 FCP ECUREUIL RETRAITE EURO ACTIONS 4	TONELLI GIULIO	240.000	240.000
200 FCP ERISA DIVERSIFIE 2	TONELLI GIULIO	230.000	230.000
1609 FCP ES DYNAMIQUE	TONELLI GIULIO	86.010	86.010
1520 FCP FDNC ACTIONS EUROPE	TONELLI GIULIO	293.510	293.510
195 FCP FDRN AMUNDI	TONELLI GIULIO	89.767	89.767
1893 FCP GAILLON MAITRE ACTIONS	TONELLI GIULIO	42.292	42.292
1524 FCP GERISO	TONELLI GIULIO	6.045	6.045
238 FCP HSBC ACTIONS MONDE	TONELLI GIULIO	109.363	109.363
199 FCP ICARE	TONELLI GIULIO	31.436	31.436
1869 FCP KLESIA A DIVERSIFIE	TONELLI GIULIO	262.000	262.000

# ASSEMBLEA ORDINARIA

## 27 APRILE 2016



Esito della votazione sul punto 1

### Bilancio di esercizio al 31 dicembre 2015 di Snam S.p.A. Bilancio consolidato al 31 dicembre 2015. Relazioni degli Amministratori, del Collegio Sindacale e della Società di revisione. Deliberazioni necessarie e conseguenti.

257 FCP LBPAM ACTIONS EUROPE	TONELLI GIULIO	765.070	765.070
256 FCP LBPAM VOIE LACTEE 1	TONELLI GIULIO	46.919	46.919
239 FCP MONDIAL VALOR	TONELLI GIULIO	753	753
218 FCP NATIXIS IONIS	TONELLI GIULIO	30.969	30.969
235 FCP POLLUX	TONELLI GIULIO	11.000	11.000
228 FCP PORT ROYAL EQUILIBRE	TONELLI GIULIO	103.055	103.055
211 FCP PORTFOLIO LCR ACTIONS	TONELLI GIULIO	47.509	47.509
1616 FCP PROVENCE DIVERSIFIE	TONELLI GIULIO	480	480
224 FCP RL PREVOYANCE	TONELLI GIULIO	108.203	108.203
179 FCP RSI EURO P	TONELLI GIULIO	206.783	206.783
198 FCP RSI EURO P	TONELLI GIULIO	239.744	239.744
222 FCP RSRC DIVERSIFIE	TONELLI GIULIO	386.488	386.488
1879 FCP SAINT MARTIN 4	TONELLI GIULIO	705.000	705.000
1521 FCP SAINT MARTIN N1	TONELLI GIULIO	215.138	215.138
1870 FCP SAKKARAH 7	TONELLI GIULIO	60.144	60.144
258 FCP TONI ACTIONS 100	TONELLI GIULIO	189.774	189.774
259 FCP TUTELAIRE ACTIONS	TONELLI GIULIO	84.961	84.961
1868 FCP UBS F EURO OPPORT UNCON PEA EUR	TONELLI GIULIO	460.918	460.918
1867 FCP UBS F OPPORTUNITY PEA EUR	TONELLI GIULIO	293.634	293.634
1610 FCP UNI 1	TONELLI GIULIO	30.470	30.470
1894 FCP UNION LONG SHORT EUROPE	TONELLI GIULIO	53.668	53.668
260 FCP VIVACCIO ACTIONS	TONELLI GIULIO	841.272	841.272
188 FCPE AMUNDI LABEL DYNAMIQUE	TONELLI GIULIO	110.450	110.450
182 FCPE AMUNDI LABEL EQUILIBRE	TONELLI GIULIO	218.847	218.847
187 FCPE AMUNDI LABEL PRUDENCE	TONELLI GIULIO	85.416	85.416
136 FCPE AMUNDI PREM PATRIMOINE	TONELLI GIULIO	300.255	300.255
190 FCPE AMUNDI RESA DYNAMIQUE	TONELLI GIULIO	364.295	364.295
131 FCPE AMUNDI RESA ESG ACTIONS EURO	TONELLI GIULIO	740.612	740.612
1872 FCPE AXA GENERATION EUROPE ACTIONS	TONELLI GIULIO	246.000	246.000
225 FCPE NATIXIS ES ACTIONS EURO	TONELLI GIULIO	217.029	217.029
202 FCPE TECHNIP DYNAMIQUE	TONELLI GIULIO	26.341	26.341
203 FCPE TECHNIP EQUILIBRE	TONELLI GIULIO	29.333	29.333
139 FDC A2	TONELLI GIULIO	477.068	477.068
1418 FDJ ACTIONS EURO	TONELLI GIULIO	49.950	49.950
717 FEDERATED CITY EMPLOYEES RETIREMENT SYSTEM	TONELLI GIULIO	366.183	366.183
502 FEDERATED GLOBAL ALLOCATION FUND	TONELLI GIULIO	101.170	101.170
584 FEDEX CORPORATION EMPLOYEES PENSION TRUST	TONELLI GIULIO	436.071	436.071
158 FIDELIA ASSISTANCE	TONELLI GIULIO	16.590	16.590
394 FIDELITY COMMONWEALTH TRUST II FID INTERNAT ENCHANGED INDEX FUND	TONELLI GIULIO	103.396	103.396
396 FIDELITY CONCORD STREET TRUST SPARTAN INTERNATIONAL INDEX FUND	TONELLI GIULIO	2.517.957	2.517.957
575 FIDELITY EUROPE FUND	TONELLI GIULIO	778.800	778.800

# ASSEMBLEA ORDINARIA

## 27 APRILE 2016



Esito della votazione sul punto 1

### Bilancio di esercizio al 31 dicembre 2015 di Snam S.p.A. Bilancio consolidato al 31 dicembre 2015. Relazioni degli Amministratori, del Collegio Sindacale e della Società di revisione. Deliberazioni necessarie e conseguenti.

1469 FIDELITY FUNDS SICAV	TONELLI GIULIO	8.015.919	8.015.919
578 FIDELITY GLOBAL LARGE CAP FUND	TONELLI GIULIO	111.063	111.063
579 FIDELITY GLOBAL LARGE CAP FUND	TONELLI GIULIO	38.043	38.043
1768 FIDELITY INSTITUTIONAL PAN EUROPEAN FUND	TONELLI GIULIO	170.791	170.791
576 FIDELITY INTERNATIONAL DISCIPLINED EQUITY FUND	TONELLI GIULIO	706.500	706.500
1767 FIDELITY INVESTMENT FUNDS - FIDELIT	TONELLI GIULIO	81.710	81.710
1771 FIDELITY INVESTMENT FUNDS - FIDELITY MONEYBUILDER WORLD INDEX FUND	TONELLI GIULIO	23.276	23.276
1943 FIDELITY INVESTMENTS MONEY MANAGEMENT INC	TONELLI GIULIO	4.300	4.300
2015 FIDELITY RETIREE HEALTH REIMBURSEMENT PLAN	TONELLI GIULIO	91.763	91.763
503 FIDELITY RUTLAND SQUARETRUST II: STRATEGIC ADVISERS INT F	TONELLI GIULIO	1.176.709	1.176.709
1489 FIDELITY SAL ST SPARTAN GLOBAL EX US IN	TONELLI GIULIO	157.150	157.150
1176 FIDELITY SALEM STREET TRUST FIDELITY SERIES GLOBAL EX U.S. INDEX FUND	TONELLI GIULIO	389.697	389.697
450 FIDELITY SALEM STREET TRUST FIDELITY SAI INTERNATIONAL INDEXFUND	TONELLI GIULIO	86.375	86.375
577 FIDELTY GLOBAL DISCIPLINED EQUITY FUND	TONELLI GIULIO	381.254	381.254
1474 FIL GENESIS LIMITED	TONELLI GIULIO	15.449	15.449
2339 FIRST ENERGY CORPORATION PENSION PLAN	TONELLI GIULIO	1.717.810	1.717.810
1510 FIRST TRUST DYNAMIC EUROPE EQUITY INCOME FUND	TONELLI GIULIO	1.108.992	1.108.992
365 FIRST TRUST EUROZONE ALPHADEX UCITS ETF	TONELLI GIULIO	8.541	8.541
346 FIRST TRUST PORTFOLIOS, L.P.	TONELLI GIULIO	479.592	479.592
1842 FIRST TRUST RIVERFRONT DYN DEV INT ETF	TONELLI GIULIO	3.580	3.580
1841 FIRST TRUST RIVERFRONT DYNAMIC EUROPE ET	TONELLI GIULIO	4.780	4.780
316 FIRST TRUST STOXX EUROPEAN SELECT DIVIDEND INDEX FUND	TONELLI GIULIO	752.444	752.444
1334 FJARDE AP-FONDEN	TONELLI GIULIO	835.245	835.245
1712 FLEXSHARES INTERNATIONAL QUALITY DIVIDEND DEFENSIVE INDEX FUND	TONELLI GIULIO	25.225	25.225
1703 FLEXSHARES MORNINGSTAR DEVELOPED MARKETS EX-US FACTOR TILT INDEX FUND	TONELLI GIULIO	39.688	39.688
1708 FLEXSHARES STOXX GLOBAL BROAD INFRASTRUC	TONELLI GIULIO	647.986	647.986
2058 FLF GLOBAL EQUITY FUND	TONELLI GIULIO	260.477	260.477
2056 FLF STEWARDSHIP INTERNATIONAL EQUITY FUND	TONELLI GIULIO	602.388	602.388
2114 FLORIDA GLOBAL EQUITY FUND LLC	TONELLI GIULIO	22.261	22.261
2334 FLORIDA RETIREMENT SYSTEM .	TONELLI GIULIO	99.249	99.249
2335 FLORIDA RETIREMENT SYSTEM .	TONELLI GIULIO	33.129	33.129
2336 FLORIDA RETIREMENT SYSTEM .	TONELLI GIULIO	1.151.772	1.151.772
2337 FLORIDA RETIREMENT SYSTEM .	TONELLI GIULIO	2.925.900	2.925.900
709 FLOURISH INVESTMENT CORPORATION	TONELLI GIULIO	173.434	173.434
711 FLOURISH INVESTMENT CORPORATION	TONELLI GIULIO	1.246.021	1.246.021
712 FLOURISH INVESTMENT CORPORATION	TONELLI GIULIO	1.283.491	1.283.491
716 FLOURISH INVESTMENT CORPORATION	TONELLI GIULIO	1.210.859	1.210.859
83 FOCUSED SICAV GLOBAL EQUITY STRATEGY (USD)	TONELLI GIULIO	13.574	13.574
113 FONDACO ROMA EURO BALANCED CORE	TONELLI GIULIO	197	197
1805 FONDATION J.A. BOMBARDIER	TONELLI GIULIO	22.254	22.254
1527 FONDS RESERVE RETRAITES	TONELLI GIULIO	3.172.043	3.172.043

# ASSEMBLEA ORDINARIA

## 27 APRILE 2016



Esito della votazione sul punto 1

### Bilancio di esercizio al 31 dicembre 2015 di Snam S.p.A. Bilancio consolidato al 31 dicembre 2015. Relazioni degli Amministratori, del Collegio Sindacale e della Società di revisione. Deliberazioni necessarie e conseguenti.

1528 FONDS RESERVE RETRAITES	TONELLI GIULIO	316.923	316.923
1203 FORD MOTOR COMPANY DEFINED BENEFIT MASTER TRUST	TONELLI GIULIO	31.683	31.683
1204 FORD MOTOR COMPANY DEFINED BENEFIT MASTER TRUST	TONELLI GIULIO	32.114	32.114
1265 FORD MOTOR COMPANY OF CANADA, LIMITED PENSION TRUST	TONELLI GIULIO	15.894	15.894
1734 FORSTA AP - FONDEN	TONELLI GIULIO	10.188.714	10.188.714
341 FRANKLIN EUROPEAN OPPORTUNITIESFUND	TONELLI GIULIO	26.701	26.701
1657 FRANKLIN TEMPLETON INVESTMENT FUNDS	TONELLI GIULIO	331.753	331.753
1659 FRANKLIN TEMPLETON INVESTMENT FUNDS	TONELLI GIULIO	443.004	443.004
1666 FRANKLIN TEMPLETON INVESTMENT FUNDS	TONELLI GIULIO	48.284	48.284
1615 FREESCALE DIVERSIFIE	TONELLI GIULIO	12.860	12.860
1614 FREESCALE DYNAMIQUE	TONELLI GIULIO	2.630	2.630
1040 FRIENDS LIFE LIMITED	TONELLI GIULIO	3.184	3.184
1041 FRIENDS LIFE LIMITED	TONELLI GIULIO	5.763	5.763
1042 FRIENDS LIFE LIMITED	TONELLI GIULIO	5.063	5.063
1043 FRIENDS LIFE LIMITED	TONELLI GIULIO	3.537	3.537
1044 FRIENDS LIFE LIMITED	TONELLI GIULIO	3.117	3.117
356 FRONTEGRA MGF CORE INFRASTRUCTURE FUND	TONELLI GIULIO	923.916	923.916
2338 FRONTIERS INTERNATIONAL EQUITY POOL	TONELLI GIULIO	1.146	1.146
1529 FRR	TONELLI GIULIO	423.150	423.150
1675 FSS TRUSTEE CORPORATION	TONELLI GIULIO	245.945	245.945
1678 FSS TRUSTEE CORPORATION	TONELLI GIULIO	43.563	43.563
2006 FTSE ALL WORLD INDEX FUND	TONELLI GIULIO	111.083	111.083
1631 FTSE-EDHEC RISK EFFICIENT INT DEVELOPED COUNTRIES INDEX	TONELLI GIULIO	9.580	9.580
1710 FUNDACAO CALOUSTE GULBENKIAN	TONELLI GIULIO	17.092	17.092
1957 FUNDACAO CALOUSTE GULBENKIAN	TONELLI GIULIO	51.375	51.375
1123 FUNDO DE PENSOES	TONELLI GIULIO	24.813	24.813
1273 FUTURE FUND BOARD OF GUARDIANS FOR AND ON BEHALF OF FUTURE F	TONELLI GIULIO	107.561	107.561
1831 Friends Life Limited	TONELLI GIULIO	5.808	5.808
133 G FINANCIER AMUNDI	TONELLI GIULIO	104.770	104.770
1578 GA FUND L	TONELLI GIULIO	7.349	7.349
1935 GAMMA EMIRATES INVESTMENT L.L.C. EM	TONELLI GIULIO	5.216	5.216
1275 GARD COMMON CONTRACTUAL FUND	TONELLI GIULIO	11.605	11.605
1276 GARD COMMON CONTRACTUAL FUND	TONELLI GIULIO	1.286.912	1.286.912
987 GE INVESTMENTS FUNDS, INC. - TOTAL RETURN FUND	TONELLI GIULIO	74.890	74.890
549 GENERAL CONFERENCE CORPORATION OF SEVENTH DAY ADVENTISTS	TONELLI GIULIO	5.027	5.027
594 GENERAL ELECTRIC PENSION TRUST	TONELLI GIULIO	29.664	29.664
595 GENERAL ELECTRIC PENSION TRUST	TONELLI GIULIO	542.640	542.640
1248 GENERAL PENSION AND SOCIAL SECURITY AUTHORITY	TONELLI GIULIO	59.950	59.950
1643 GERANA SICAV-SIF S.A.	TONELLI GIULIO	48.956	48.956
1898 GERANA SICAV-SIF S.A.	TONELLI GIULIO	54.896	54.896
707 GEUT PAN EUROPEAN EQUITY INDEX FUND	TONELLI GIULIO	122.937	122.937

# ASSEMBLEA ORDINARIA

## 27 APRILE 2016



Esito della votazione sul punto 1

**Bilancio di esercizio al 31 dicembre 2015 di Snam S.p.A. Bilancio consolidato al 31 dicembre 2015. Relazioni degli Amministratori, del Collegio Sindacale e della Società di revisione. Deliberazioni necessarie e conseguenti.**

1477 GIM SPECIALIST INVESTMENT FUNDS	TONELLI GIULIO	64.332	64.332
1635 GIVI GLOBAL EQUITY FUND CLT AC	TONELLI GIULIO	17.906	17.906
932 GLOBAL ALPHA TILTS FUND B	TONELLI GIULIO	22.478	22.478
938 GLOBAL EX US ALPHA TILTS FUND B	TONELLI GIULIO	107.315	107.315
1632 GLOBAL HIGH DIVIDEND EQUITY MOTHER FUND	TONELLI GIULIO	1.435.170	1.435.170
924 GLOBAL MULTI-CAP EQUITY FUND B	TONELLI GIULIO	37.900	37.900
1508 GLOBAL X SCIENTIFIC BETA EUROPE ETF	TONELLI GIULIO	5.897	5.897
156 GMF ASSURANCES	TONELLI GIULIO	985.000	985.000
155 GMF VIE	TONELLI GIULIO	2.117.120	2.117.120
1458 GMO Alpha Only Fund	TONELLI GIULIO	14.265	14.265
623 GMO BENCHMARK-FREE FUND	TONELLI GIULIO	78.587	78.587
1463 GMO DEVELOPED WORLD STOCK FUND	TONELLI GIULIO	57.950	57.950
1484 GMO FUNDS PLC	TONELLI GIULIO	36.957	36.957
1487 GMO FUNDS PLC	TONELLI GIULIO	54.502	54.502
1068 GMO GLOBAL EQUITY TRUST	TONELLI GIULIO	4.883	4.883
624 GMO IMPLEMENTATION FUND	TONELLI GIULIO	264.732	264.732
1464 GMO INTERNATIONAL LARGE/MID CAP EQUITY F	TONELLI GIULIO	34.659	34.659
2070 GMO MEAN REVERSION FUND	TONELLI GIULIO	79.101	79.101
1491 GMO WORLD EQUITYALLOCATION INVESTMENT FU	TONELLI GIULIO	32.521	32.521
418 GOLDMAN SACHS ETF TRUST- GOLDMAN SACHS ACTIVE BETA INTER. EQUITY	TONELLI GIULIO	20.728	20.728
417 GOLDMAN SACHS ETF TRUST-GOLDMANSACHS ACTIVE BETA EUROPE EQITY	TONELLI GIULIO	15.600	15.600
839 GOLDMAN SACHS FUNDS	TONELLI GIULIO	20.748	20.748
840 GOLDMAN SACHS FUNDS	TONELLI GIULIO	11.366	11.366
2071 GOLDMAN SACHS PROFIT SHARING MASTER TRUST GOLDMAN SACHS AND AMP CO. C OMMITTEE F	TONELLI GIULIO	31.041	31.041
522 GOLDMAN SACHS TRUST IT-GOLDMAN SACHS M-M REAL ASSETS STRAT FD	TONELLI GIULIO	1.036.900	1.036.900
1046 GOLDMAN SACHS UK RETIREMENT PLAN	TONELLI GIULIO	14.363	14.363
710 GOV OF HM THE SULTAN AND YANG DI-PERTUAN OF BRUNEI DARUSSALAM	TONELLI GIULIO	97.045	97.045
416 GOVERNMENT EMPLOYEES PENSION FUND	TONELLI GIULIO	258.154	258.154
86 GOVERNMENT OF NORWAY	TONELLI GIULIO	45.771.593	45.771.593
210 GRD 21 - ASIA	TONELLI GIULIO	20.800	20.800
172 GROUPAMA ASSET MANAGEMENT	TONELLI GIULIO	99.595	99.595
173 GROUPAMA ASSET MANAGEMENT	TONELLI GIULIO	25.695	25.695
229 GROUPAMA ASSET MANAGEMENT	TONELLI GIULIO	235.086	235.086
324 GS TACS MARKET CONTINUOUS (INTL) LLC	TONELLI GIULIO	270.509	270.509
2129 GUGGENHEIM EMERGING MARKET REALESTATE ETF	TONELLI GIULIO	6.774	6.774
328 GUGGENHEIM S&P GLOBAL DIVIDEND OPPORTUNITIES INDEX ETF	TONELLI GIULIO	125.642	125.642
377 GUGGENHEIM VARIABLE FUNDS TRUSTSERIES D (WORLD EQUITY INCOMES)	TONELLI GIULIO	190.600	190.600
1111 GUIDE STONE FUNDS INTERNATIONAL EQUITY INDEX FUNDS	TONELLI GIULIO	19.896	19.896
307 GUIDEMARK WORLD EX - US FUND	TONELLI GIULIO	29.040	29.040
1920 H.E.S.T. AUSTRALIA LIMITED	TONELLI GIULIO	56.068	56.068
1921 H.E.S.T. AUSTRALIA LIMITED	TONELLI GIULIO	26.114	26.114



# ASSEMBLEA ORDINARIA

## 27 APRILE 2016



Esito della votazione sul punto 1

### Bilancio di esercizio al 31 dicembre 2015 di Snam S.p.A. Bilancio consolidato al 31 dicembre 2015. Relazioni degli Amministratori, del Collegio Sindacale e della Società di revisione. Deliberazioni necessarie e conseguenti.

1922 H.E.S.T. AUSTRALIA LIMITED	TONELLI GIULIO	347.935	347.935
1923 H.E.S.T. AUSTRALIA LIMITED	TONELLI GIULIO	11.543	11.543
1180 HAGFORS LIMITED	TONELLI GIULIO	63.310	63.310
1267 HALIFAX REGIONAL MUNICIPALITY MASTER TRUST	TONELLI GIULIO	66.808	66.808
1268 HALIFAX REGIONAL MUNICIPALITY MASTER TRUST	TONELLI GIULIO	15.096	15.096
1269 HALIFAX REGIONAL MUNICIPALITY MASTER TRUST	TONELLI GIULIO	1.550	1.550
1270 HALIFAX REGIONAL MUNICIPALITY MASTER TRUST	TONELLI GIULIO	9.964	9.964
1862 HANG SENG BANK LIMITED-PRIVATE	TONELLI GIULIO	70.266	70.266
124 HARMO PLACEMENT 2	TONELLI GIULIO	70.000	70.000
454 HARRIS UNIT 1 QUALIFIED NUCLEARDECOMMISSIONING FUND	TONELLI GIULIO	6.770	6.770
1405 HARTFORD INTERNATIONAL GLOBAL	TONELLI GIULIO	42.601	42.601
668 HARTFORD LIFE INSURANCE COMPANY	TONELLI GIULIO	13.687	13.687
1786 HARTFORD LIFE INSURANCE COMPANY	TONELLI GIULIO	51.147	51.147
496 HC CAPITAL TRUST - THE ESG GROWTH PORTFOLIO	TONELLI GIULIO	9.263	9.263
497 HC CAPITAL TRUST- THE CATHOLIC SRI GROWTH PORTFOLIO	TONELLI GIULIO	1.356	1.356
495 HC CAPITAL TRUST- THE INSTITUTIONAL INTERNATIONAL EQUITY PTF	TONELLI GIULIO	192.841	192.841
1830 HENDERSON EURO TRUST PLC	TONELLI GIULIO	570.000	570.000
1526 HENDERSON EUROPEAN ENHANCED EQ.	TONELLI GIULIO	250.652	250.652
15 HFR HE LAZARD GLOBAL HEXAGON MASTER TRUST	TONELLI GIULIO	48.643	48.643
494 HIRTLE CALLAGHAN TRUST INTERNATIONAL EQUITY PORTFOLIO	TONELLI GIULIO	77.144	77.144
1241 HONEYWELL INTERNATIONAL INC MASTER RETIREMENT TRUST	TONELLI GIULIO	426.980	426.980
1127 HONG KONG SAR GOVERNMENT EXCHANGE FUND	TONELLI GIULIO	1.689.727	1.689.727
1128 HONG KONG SAR GOVERNMENT EXCHANGE FUND	TONELLI GIULIO	311.398	311.398
724 HONGKONG ELECTRIC DEFINED CONTRIBUTION SCHEME	TONELLI GIULIO	3.464	3.464
1125 HOSPITAL AUTHORITY PROVIDENT FUND SCHEME	TONELLI GIULIO	596.561	596.561
1890 HOUR-GLASS INDEXED INT SHARE(UNHEDGED) F	TONELLI GIULIO	22.358	22.358
1300 HP INVEST COMMON CONTRACTUAL FUND	TONELLI GIULIO	97.975	97.975
1225 HRW TESTAMENTARY TRUST NO 1	TONELLI GIULIO	14.814	14.814
1233 HRW TESTAMENTARY TRUST NO 2	TONELLI GIULIO	8.542	8.542
1224 HRW TESTAMENTARY TRUST NO 3	TONELLI GIULIO	8.940	8.940
1230 HRW TESTAMENTARY TRUST NO 4	TONELLI GIULIO	5.344	5.344
1237 HRW TESTAMENTARY TRUST NO 5	TONELLI GIULIO	10.601	10.601
1229 HRW TESTAMENTARY TRUST NO 6	TONELLI GIULIO	10.722	10.722
1103 HRW TESTAMENTARY TRUST NO. 10	TONELLI GIULIO	19.047	19.047
1228 HRW TESTAMENTARY TRUST NO. 11	TONELLI GIULIO	12.620	12.620
1238 HRW TESTAMENTARY TRUST NO. 12	TONELLI GIULIO	19.443	19.443
1234 HRW TESTAMENTARY TRUST NO. 7	TONELLI GIULIO	14.903	14.903
1231 HRW TESTAMENTARY TRUST NO. 8	TONELLI GIULIO	12.288	12.288
1232 HRW TESTAMENTARY TRUST NO. 8	TONELLI GIULIO	68.814	68.814
1104 HRW TESTAMENTARY TRUST NO. 9	TONELLI GIULIO	11.781	11.781
1227 HRW TRUST NO 1 UAD 01/17/03	TONELLI GIULIO	5.879	5.879

# ASSEMBLEA ORDINARIA

## 27 APRILE 2016



Esito della votazione sul punto 1

**Bilancio di esercizio al 31 dicembre 2015 di Snam S.p.A. Bilancio consolidato al 31 dicembre 2015. Relazioni degli Amministratori, del Collegio Sindacale e della Società di revisione. Deliberazioni necessarie e conseguenti.**

1226 HRW TRUST NO 2 UAD 01/17/03	TONELLI GIULIO	5.879	5.879
1239 HRW TRUST NO 3 UAD 01/17/03	TONELLI GIULIO	5.890	5.890
1240 HRW TRUST NO 3 UAD 01/17/03	TONELLI GIULIO	34.165	34.165
1235 HRW TRUST NO 4 UAD 01/17/03	TONELLI GIULIO	10.313	10.313
1236 HRW TRUST NO 4 UAD 01/17/03	TONELLI GIULIO	58.953	58.953
1033 HSBC AS TRUSTEE FOR SSGA EUROPE EX UK EQUITY TRACKER FUND	TONELLI GIULIO	1.578.792	1.578.792
1832 HSBC BANK (UK) PENSION SCHEME	TONELLI GIULIO	7.318.312	7.318.312
2013 HSBC ETFS PLC	TONELLI GIULIO	39.851	39.851
2014 HSBC ETFS PUBLIC LTD C HSBC WORLDWIDE	TONELLI GIULIO	16.018	16.018
2009 HSBC EUROPEAN INDEX FUND	TONELLI GIULIO	532.292	532.292
237 HSBC GLOBAL ASSET MANAGEMENT FCP (FRANCE)	TONELLI GIULIO	1.123.120	1.123.120
2011 HSBC GLOBAL INVESTMENT FUNDS	TONELLI GIULIO	13.577	13.577
1861 HSBC GROUP HONG KONG LOCAL STAFF RETIREMENT BENEFIT SCHEME	TONELLI GIULIO	10.725	10.725
2043 HSBC INSTITUTIONAL TRUST SERVICES LTD AS TRUSTEE FOR SCHRODER GLOBAL EQUITY STABILISTONELLI GIULIO	TONELLI GIULIO	7.137	7.137
1266 HSBC INTERNATIONAL EQUITY POOLED FUND	TONELLI GIULIO	50.692	50.692
1518 HSBC MANAGED BALANCED FUND	TONELLI GIULIO	15.543	15.543
1517 HSBC MANAGED GROWTH FUND	TONELLI GIULIO	20.462	20.462
1516 HSBC MANAGED STABLE FUND	TONELLI GIULIO	9.121	9.121
1515 HSBC MANAGED STABLE GROWTH FUND	TONELLI GIULIO	1.267	1.267
2010 HSBC MSCI EUROPE UCITS ETF	TONELLI GIULIO	86.104	86.104
1310 HSBC UCITS COMMON CONTRACTUAL FUND	TONELLI GIULIO	4.847	4.847
1205 HUBBELL INCORPORATED MASTER PENSION TRUST	TONELLI GIULIO	1.644	1.644
2382 HYDRO ONE PENSION PLAN .	TONELLI GIULIO	855.855	855.855
123 HYMNOS L113	TONELLI GIULIO	26.943	26.943
1865 I CROISSANCE	TONELLI GIULIO	87.355	87.355
226 I.2.C. ACTIONS	TONELLI GIULIO	460.000	460.000
1697 IAG ASSET MANAGEMENT WORLD EQUITY TRUST	TONELLI GIULIO	113.661	113.661
945 IBM 401K PLUS PLAN	TONELLI GIULIO	356.414	356.414
1274 IBM DIVERSIFIED GLOBAL EQUITY FUND	TONELLI GIULIO	56.039	56.039
232 IBM FRANCE	TONELLI GIULIO	58.000	58.000
1692 IBM PERSONAL PENSION PLAN TRUST	TONELLI GIULIO	274.464	274.464
1783 IBM PERSONAL PENSION PLAN TRUST	TONELLI GIULIO	150.415	150.415
1784 IBM PERSONAL PENSION PLAN TRUST	TONELLI GIULIO	92.509	92.509
948 IBM RETIREMENT PLAN	TONELLI GIULIO	16.513	16.513
201 IDEAM SOLIDARITES	TONELLI GIULIO	24.879	24.879
1249 ILLINOIS MUNICIPAL RETIREMENT FUND	TONELLI GIULIO	377.154	377.154
670 ILLINOIS STATE BOARD OF INVESTMENT	TONELLI GIULIO	247.017	247.017
970 ILLINOIS STATE BOARD OF INVESTMENT	TONELLI GIULIO	146.244	146.244
2427 IMPERIAL INTERNATIONAL EQUITY POOL	TONELLI GIULIO	62.810	62.810
2428 IMPERIAL INTERNATIONAL EQUITY POOL	TONELLI GIULIO	33.676	33.676
2429 IMPERIAL OVERSEAS EQUITY POOL	TONELLI GIULIO	2.276	2.276

# ASSEMBLEA ORDINARIA

## 27 APRILE 2016



Esito della votazione sul punto 1

### **Bilancio di esercizio al 31 dicembre 2015 di Snam S.p.A. Bilancio consolidato al 31 dicembre 2015. Relazioni degli Amministratori, del Collegio Sindacale e della Società di revisione. Deliberazioni necessarie e conseguenti.**

2342 IMPERIAL TOBACCO PENSION INVESTMENT TRUST FUND	TONELLI GIULIO	81.042	81.042
2391 INDIANA PUBLIC EMPLOYEES RETIREMENT FUND	TONELLI GIULIO	140.161	140.161
2390 INDIANA PUBLIC RETIREMENT SYSTEM	TONELLI GIULIO	278.709	278.709
178 INDOCAM FLAMME	TONELLI GIULIO	104.141	104.141
1857 ING DIRECT	TONELLI GIULIO	181.801	181.801
1838 INSTITUTIONELLA AKTIEFONDEN STABIL	TONELLI GIULIO	865.894	865.894
628 INTECH GLOBAL ALL COUNTRY ENHANCED INDEX FUND LLC	TONELLI GIULIO	146	146
663 INTECH GLOBAL INCOME MANAGED VOLATILITY FUND	TONELLI GIULIO	70.079	70.079
662 INTECH INTERNATIONAL MANAGED VOLATILITY FUND	TONELLI GIULIO	10.256	10.256
704 INTEL CORPORATION RETIREE MEDICAL PLAN TRUST	TONELLI GIULIO	12.597	12.597
937 INTERNATIONAL ALPHA TILTS FUND B	TONELLI GIULIO	189.905	189.905
2135 INTERNATIONAL BANK FOR RECONSTRUCTION AND DEVELOPMENT	TONELLI GIULIO	3.507	3.507
2136 INTERNATIONAL BANK FOR RECONSTRUCTION AND DEVELOPMENT	TONELLI GIULIO	7.936	7.936
2137 INTERNATIONAL BANK FOR RECONSTRUCTION AND DEVELOPMENT	TONELLI GIULIO	23.056	23.056
2138 INTERNATIONAL BANK FOR RECONSTRUCTION AND DEVELOPMENT	TONELLI GIULIO	47.196	47.196
2139 INTERNATIONAL BANK FOR RECONSTRUCTION AND DEVELOPMENT	TONELLI GIULIO	14.561	14.561
1126 INTERNATIONAL EQUITY FUND	TONELLI GIULIO	27.307	27.307
923 INTERNATIONAL EQUITY INDEX PLUS FUNDS B	TONELLI GIULIO	14.249	14.249
516 INTERNATIONAL EXPATRIATE BENEFIT MASTER TRUST	TONELLI GIULIO	10.318	10.318
523 INTERNATIONAL MONETARY FUND	TONELLI GIULIO	28.634	28.634
524 INTERNATIONAL MONETARY FUND	TONELLI GIULIO	34.917	34.917
1136 INTERNATIONAL MONETARY FUND STAFF RETIREMENT PLAN	TONELLI GIULIO	12.414	12.414
1137 INTERNATIONAL MONETARY FUND STAFF RETIREMENT PLAN	TONELLI GIULIO	6.431	6.431
1499 INTERNATIONAL MULTI-ASSET DIVERSIFIED IN	TONELLI GIULIO	16.461	16.461
922 INTERNATIONAL TILTS MASTER PORTFOLIO OF MASTER INVESTMENT PTF	TONELLI GIULIO	63.927	63.927
637 INVESCO GLOBAL INFRASTRUCTURE FUND	TONELLI GIULIO	37.456	37.456
635 INVESCO MACRO INTERNATIONAL EQUITY FUND	TONELLI GIULIO	1.057	1.057
636 INVESCO MACRO LONG/SHORT FUND	TONELLI GIULIO	1.235	1.235
1729 INVEST NORDEA PORTEFOLJE AKTIER	TONELLI GIULIO	320.197	320.197
1840 INVEST NORDEA PORTEFOLJE VERDEN	TONELLI GIULIO	477.163	477.163
1732 INVESTERINGSFORENINGEN NORDEA INVEST ENGROS ABSOLUTE RETURN EQUITIES	TONELLI GIULIO	1.156.984	1.156.984
1733 INVESTERINGSFORENINGEN NORDEA INVEST ENGROS EUROPAEISKE AKTIER	TONELLI GIULIO	94.093	94.093
1730 INVESTERINGSFORENINGEN NORDEA INVEST STABILLE AKTIER AKKUMULERRENDE	TONELLI GIULIO	2.024.362	2.024.362
1731 INVESTERINGSFORENINGEN NORDEA INVEST STABILLE AKTIER AKKUMULERRENDE	TONELLI GIULIO	159.076	159.076
330 INVESTERINGSFORENINGEN SPARINVEST INDEX DOW JONES SUSTAINABILITYWORLD	TONELLI GIULIO	22.000	22.000
327 INVESTERINGSFORENINGEN SPARINVEST INDEX EUROPA VALUE	TONELLI GIULIO	40.973	40.973
335 INVESTERINGSFORENINGEN SPARINVEST INDEX GLOBAL AKTIER MIN.RISIKO	TONELLI GIULIO	239.700	239.700
362 INVESTIN PRO F.M.B.A.	TONELLI GIULIO	2.252.793	2.252.793
392 INVESTIN PRO F.M.B.A., GLOBAL EQUITIES I	TONELLI GIULIO	78.876	78.876
2348 INVESTORS GLOBAL CLASS	TONELLI GIULIO	125.615	125.615
2344 INVESTORS GLOBAL DIVIDEND FUND.	TONELLI GIULIO	1.308.398	1.308.398

# ASSEMBLEA ORDINARIA

## 27 APRILE 2016



Esito della votazione sul punto 1

### Bilancio di esercizio al 31 dicembre 2015 di Snam S.p.A. Bilancio consolidato al 31 dicembre 2015. Relazioni degli Amministratori, del Collegio Sindacale e della Società di revisione. Deliberazioni necessarie e conseguenti.

2343 INVESTORS GLOBAL FUND .	TONELLI GIULIO	1.544.300	1.544.300
2347 IOWA PUBLIC EMPLOYEES RETIREMENT SYSTEM	TONELLI GIULIO	1.243.902	1.243.902
1595 IPAC SPEC INV STR INT SHARE STR no 9	TONELLI GIULIO	162.000	162.000
1596 IPAC SPEC INV STR INT SHARE STR no 9	TONELLI GIULIO	7.350	7.350
1603 IPAC SPECIALIST INVESTMENT STRATEGIES LI	TONELLI GIULIO	235.649	235.649
420 IQ 50 PERCENT HEDGED FTSE EUROPE ETF	TONELLI GIULIO	14.309	14.309
436 IQ 50 PERCENT HEDGED FTSE INTERNATIONAL ETF	TONELLI GIULIO	15.718	15.718
329 IQ ARB GLOBAL RESOURCES ETF	TONELLI GIULIO	20.145	20.145
2020 IRCOM RETRAITE DIVER	TONELLI GIULIO	150.000	150.000
18 IRISH LIFE ASSURANCE PLC	TONELLI GIULIO	607	607
19 IRISH LIFE ASSURANCE.	TONELLI GIULIO	1.256.123	1.256.123
889 ISHARES CORE MSCI EAFE ETF	TONELLI GIULIO	1.733.102	1.733.102
892 ISHARES CORE MSCI EAFE IMI INDEX ETF	TONELLI GIULIO	61.833	61.833
896 ISHARES CORE MSCI EUROPE ETF	TONELLI GIULIO	243.300	243.300
890 ISHARES CORE MSCI TOTAL INTERNATIONAL STOCK ETF	TONELLI GIULIO	219.923	219.923
874 ISHARES EUROPE ETF	TONELLI GIULIO	776.172	776.172
900 ISHARES GLOBAL MONTHLY DIVIDEND INDEX ETF (CAD-HEDGED)	TONELLI GIULIO	42.317	42.317
877 ISHARES GLOBAL UTILITIES ETF	TONELLI GIULIO	380.658	380.658
1013 ISHARES I INV MIT TEIL. ISHS STOXX GLOB SEL.DVD. 100 UCITS ETF	TONELLI GIULIO	1.714.517	1.714.517
1015 ISHARES I INV MIT TGV F ISHS ST EUROPE 600 UTILITIES UCITS ETF	TONELLI GIULIO	1.713.681	1.713.681
990 ISHARES II PUBLIC LIMITED COMPANY	TONELLI GIULIO	6.904.620	6.904.620
991 ISHARES II PUBLIC LIMITED COMPANY	TONELLI GIULIO	751.794	751.794
993 ISHARES II PUBLIC LIMITED COMPANY	TONELLI GIULIO	1.710.389	1.710.389
1000 ISHARES II PUBLIC LIMITED COMPANY	TONELLI GIULIO	18.285	18.285
995 ISHARES III PUBLIC LIMITED COMPANY	TONELLI GIULIO	602.025	602.025
997 ISHARES III PUBLIC LIMITED COMPANY	TONELLI GIULIO	163.702	163.702
899 ISHARES INTERNATIONAL FUNDAMENTAL INDEX ETF	TONELLI GIULIO	24.837	24.837
881 ISHARES INTERNATIONAL SELECT DIVIDEND ETF	TONELLI GIULIO	2.762.722	2.762.722
1003 ISHARES IV PUBLIC LIMITED COMPANY	TONELLI GIULIO	141.104	141.104
872 ISHARES MSCI ACWI ETF	TONELLI GIULIO	725.656	725.656
873 ISHARES MSCI ACWI EX US ETF	TONELLI GIULIO	156.239	156.239
894 ISHARES MSCI ACWI LOW CARBON TARGET ETF	TONELLI GIULIO	41.088	41.088
875 ISHARES MSCI EAFE ETF	TONELLI GIULIO	10.504.136	10.504.136
882 ISHARES MSCI EAFE MINIMUM VOLATILITY INDEX FUND	TONELLI GIULIO	699.864	699.864
876 ISHARES MSCI EAFE VALUE ETF	TONELLI GIULIO	955.465	955.465
893 ISHARES MSCI EUROPE IMI INDEX ETF	TONELLI GIULIO	42.501	42.501
897 ISHARES MSCI EUROPE MINIMUM VOLATILITY ETF	TONELLI GIULIO	59.144	59.144
878 ISHARES MSCI EUROZONE ETF	TONELLI GIULIO	7.370.018	7.370.018
895 ISHARES MSCI INTERNATIONAL DEVELOPED QUALITY FACTOR ETF	TONELLI GIULIO	6.462	6.462
898 ISHARES MSCI INTERNATIONAL DEVELOPED SIZE FACTOR ETF	TONELLI GIULIO	1.695	1.695
879 ISHARES MSCI ITALY CAPPED ETF	TONELLI GIULIO	5.939.147	5.939.147

# ASSEMBLEA ORDINARIA

## 27 APRILE 2016



Esito della votazione sul punto 1

### Bilancio di esercizio al 31 dicembre 2015 di Snam S.p.A. Bilancio consolidato al 31 dicembre 2015. Relazioni degli Amministratori, del Collegio Sindacale e della Società di revisione. Deliberazioni necessarie e conseguenti.

880 ISHARES MSCI KOKUSAI ETF	TONELLI GIULIO	20.774	20.774
891 ISHARES MSCI WORLD ETF	TONELLI GIULIO	15.878	15.878
988 ISHARES PUBLIC LIMITED COMPANY	TONELLI GIULIO	4.713.444	4.713.444
989 ISHARES PUBLIC LIMITED COMPANY	TONELLI GIULIO	169.684	169.684
994 ISHARES PUBLIC LIMITED COMPANY	TONELLI GIULIO	671.511	671.511
996 ISHARES PUBLIC LIMITED COMPANY	TONELLI GIULIO	355.121	355.121
1008 ISHARES PUBLIC LIMITED COMPANY	TONELLI GIULIO	18.237	18.237
992 ISHARES V PUBLIC LIMITED COMPANY	TONELLI GIULIO	13.740	13.740
998 ISHARES V PUBLIC LIMITED COMPANY	TONELLI GIULIO	37.263	37.263
999 ISHARES V PUBLIC LIMITED COMPANY	TONELLI GIULIO	13.675	13.675
1001 ISHARES VI PUBLIC LIMITED COMPANY	TONELLI GIULIO	18.567	18.567
1002 ISHARES VI PUBLIC LIMITED COMPANY	TONELLI GIULIO	1.121.782	1.121.782
1004 ISHARES VII PLC	TONELLI GIULIO	1.783.892	1.783.892
1005 ISHARES VII PLC	TONELLI GIULIO	825.899	825.899
1006 ISHARES VII PLC	TONELLI GIULIO	26.159	26.159
1007 ISHARES VII PLC	TONELLI GIULIO	16.379	16.379
446 IVY APOLLO MULTI-ASSET INCOME FUND	TONELLI GIULIO	57.613	57.613
364 IVY EUROPEAN OPPORTUNITIES FUND	TONELLI GIULIO	191.891	191.891
363 IVY GLOBAL EQUITY INCOME FUND	TONELLI GIULIO	246.860	246.860
162 IXIS EURO ACTIONS	TONELLI GIULIO	1.133.797	1.133.797
217 IXIS FLAMME	TONELLI GIULIO	114.050	114.050
2096 JANA PASSIVE GLOBAL SHARE TRUST	TONELLI GIULIO	150.046	150.046
666 JANUS ADAPTIVE GLOBAL ALLOCATION FUND	TONELLI GIULIO	3.478	3.478
50 JANUS CAPITAL FUND PLC	TONELLI GIULIO	1.148	1.148
54 JANUS CAPITAL FUND PLC	TONELLI GIULIO	85.764	85.764
73 JANUS CAPITAL FUNDS PLC	TONELLI GIULIO	359	359
625 JANUS CAPITAL MANAGEMENT LLC	TONELLI GIULIO	44	44
626 JANUS CAPITAL MANAGEMENT LLC	TONELLI GIULIO	950	950
545 JAPAN TR SERV BK LTD ATF STB BARING ALL EUROP EQ INC OPEN MF	TONELLI GIULIO	113.011	113.011
1465 JAPAN TRUSTEE SERVICES BANK LTD	TONELLI GIULIO	7.433	7.433
1479 JAPAN TRUSTEE SERVICES BANK LTD	TONELLI GIULIO	4.100	4.100
2054 JAPAN TRUSTEE SERVICES BANK LTD	TONELLI GIULIO	24.614	24.614
1023 JNL MULTI-MANAGER ALTERNATIVE FUND	TONELLI GIULIO	243.579	243.579
1707 JNL-S&P INTERNATIONAL 5 FUND	TONELLI GIULIO	178.025	178.025
1951 JNL/BLACKROCK GLOBAL ALLOCATION FUND	TONELLI GIULIO	127.795	127.795
1713 JNL/BROOKFIELD GLOBAL INFRASTRUCTURE FUND	TONELLI GIULIO	3.155.130	3.155.130
1711 JNL/MELLON CAPITAL INTNAL INDEX FUND	TONELLI GIULIO	391.127	391.127
627 JNL/MELLON CAPITAL EUROPEAN 30 FUND	TONELLI GIULIO	2.797.932	2.797.932
1206 JOHN E FETZER INSTITUTE INC	TONELLI GIULIO	45.838	45.838
512 JOHN HANCOCK FUNDS II STRATEGIC EQUITY ALLOCATION FUND	TONELLI GIULIO	318.012	318.012
55 JOHN HANCOCK FUNDS III INTERNATIONAL CORE FUND	TONELLI GIULIO	43.813	43.813

# ASSEMBLEA ORDINARIA

## 27 APRILE 2016



Esito della votazione sul punto 1

**Bilancio di esercizio al 31 dicembre 2015 di Snam S.p.A. Bilancio consolidato al 31 dicembre 2015. Relazioni degli Amministratori, del Collegio Sindacale e della Società di revisione. Deliberazioni necessarie e conseguenti.**

960 JOHN HANCOCK INSURANCE COMPANY OF VERMONT	TONELLI GIULIO	9.587	9.587
529 JOHN HANCOCK LIFE AND HEALTH INSURANCE COMPANY	TONELLI GIULIO	96.157	96.157
511 JOHN HANCOCK VAR INS TRUST STRATEGIC EQUITY ALLOCATION TRUST	TONELLI GIULIO	535.461	535.461
58 JOHN HANCOCK VARIABLE INSURANCE TRUST INTERNATIONAL CORE TRUST	TONELLI GIULIO	128.519	128.519
61 JOHN HANCOCK VARIABLE INSURANCE TRUST INTERNATIONAL EQUITY INDEX TRUST	TONELLI GIULIO	66.929	66.929
605 JOHN HANCOCK WORLDWIDE INVESTORS PUBLIC LIMITED COMPANY	TONELLI GIULIO	5.847	5.847
2350 JOHN S. & JAMES L. KNIGHT FOUNDATION	TONELLI GIULIO	149.624	149.624
1665 JP MORGAN PRIVATE BANK FUNDS 1	TONELLI GIULIO	398.031	398.031
541 JP TR SERV BK LTD ATF MATB MSCI KOKUSAI INDEX MOTHER F	TONELLI GIULIO	61.201	61.201
1513 JPM MULTI INCOME FUND	TONELLI GIULIO	690.463	690.463
1700 JPM MULTI-ASSET INCOME FUND	TONELLI GIULIO	114.037	114.037
1791 JPMORGAN DIVERS RETURN EU EQUIT ETF	TONELLI GIULIO	38.841	38.841
1780 JPMORGAN DIVERSIFIED FUND	TONELLI GIULIO	106.431	106.431
1802 JPMORGAN DIVERSIFIED RETURN GLOBAL EQUIT	TONELLI GIULIO	21.075	21.075
1801 JPMORGAN DIVERSIFIED RETURN INTERNATIONAL EQUITY ETF	TONELLI GIULIO	55.806	55.806
1837 JPMORGAN EUROPE STRATEGIC DIVIDEND FUND	TONELLI GIULIO	8.062	8.062
1740 JPMORGAN EUROPEAN INVESTMENT TRUST PLC	TONELLI GIULIO	214.407	214.407
1702 JPMORGAN FUND ICVC - JPM CAUTIOUS MANAG	TONELLI GIULIO	666.205	666.205
1701 JPMORGAN FUND ICVC - JPM GLOBAL MACRO OPPORTUNITIES FUND	TONELLI GIULIO	2.217.116	2.217.116
1649 JPMORGAN FUNDS EUROPEAN BANK AND BC	TONELLI GIULIO	1.390.283	1.390.283
1650 JPMORGAN FUNDS EUROPEAN BANK AND BC	TONELLI GIULIO	34.432	34.432
1652 JPMORGAN FUNDS EUROPEAN BANK AND BC	TONELLI GIULIO	41.520	41.520
1655 JPMORGAN FUNDS EUROPEAN BANK AND BC	TONELLI GIULIO	64.173	64.173
1656 JPMORGAN FUNDS EUROPEAN BANK AND BC	TONELLI GIULIO	114.576	114.576
1790 JPMORGAN GLOBAL RESEARCH ENHANCED INDEX FUND	TONELLI GIULIO	984.246	984.246
1782 JPMORGAN INCOME BUILDER FUND	TONELLI GIULIO	1.906.072	1.906.072
1803 JPMORGAN INCOME BUILDER FUND	TONELLI GIULIO	5.854	5.854
1705 JPMORGAN INTERNATIONAL OPPORTUNITIES FUN	TONELLI GIULIO	3.867.329	3.867.329
1651 JPMORGAN INVESTMENT FUNDS	TONELLI GIULIO	4.004.295	4.004.295
1658 JPMORGAN INVESTMENT FUNDS	TONELLI GIULIO	3.185.661	3.185.661
1661 JPMORGAN INVESTMENT FUNDS	TONELLI GIULIO	2.820.505	2.820.505
1662 JPMORGAN INVESTMENT FUNDS	TONELLI GIULIO	21.341.453	21.341.453
1663 JPMORGAN INVESTMENT FUNDS	TONELLI GIULIO	780.952	780.952
1721 JPMORGAN LIFE LIMITED	TONELLI GIULIO	387.384	387.384
1638 JSS INVESTMENTFONDS	TONELLI GIULIO	107.647	107.647
1637 JSS MULTI LABEL SICAV	TONELLI GIULIO	233.419	233.419
1462 JTSB STB DAIWA STOCK INDEX FUND 9807	TONELLI GIULIO	46.800	46.800
1089 JTW TRUST NO. 1 UAD 9/19/02	TONELLI GIULIO	5.716	5.716
1090 JTW TRUST NO. 2 UAD 9/19/02	TONELLI GIULIO	8.078	8.078
1088 JTW TRUST NO. 3 UAD 9/19/02	TONELLI GIULIO	11.377	11.377
1207 JTW TRUST NO. 4 UAD 9/19/02	TONELLI GIULIO	14.331	14.331