

ASSEMBLEA ORDINARIA

27 APRILE 2016



Esito della votazione sul punto 1

Bilancio di esercizio al 31 dicembre 2015 di Snam S.p.A. Bilancio consolidato al 31 dicembre 2015. Relazioni degli Amministratori, del Collegio Sindacale e della Società di revisione. Deliberazioni necessarie e conseguenti.

2039 UKA-FONDS	TONELLI GIULIO	46.200	46.200
2432 UMC BENEFIT BOARD, INC	TONELLI GIULIO	1.137.240	1.137.240
2433 UMC BENEFIT BOARD, INC	TONELLI GIULIO	52.406	52.406
2434 UMC BENEFIT BOARD, INC	TONELLI GIULIO	6.231	6.231
2072 UNION INVESTMENT INSTITUTIONAL GMBH	TONELLI GIULIO	130.800	130.800
2073 UNION INVESTMENT PRIVATFONDS GMBH	TONELLI GIULIO	2.079.000	2.079.000
1263 UNION PACIFIC CORPORATION MASTER RETIREMENT TRUST	TONELLI GIULIO	47.055	47.055
1607 UNISUPER	TONELLI GIULIO	37.385	37.385
1892 UNISUPER	TONELLI GIULIO	166.457	166.457
2435 UNISYS MASTER TRUST	TONELLI GIULIO	267.466	267.466
2436 UNISYS MASTER TRUST	TONELLI GIULIO	321.200	321.200
1138 UNIT NAT RELIEF AND WORKS AG FOR PALEST REF IN THE NEAR EAST	TONELLI GIULIO	9.297	9.297
2437 UNITED TECHNOLOGIES CORP. MASTER RETIREMENT TR	TONELLI GIULIO	477.771	477.771
553 UNITED TECHNOLOGIES CORPORATION EMPLOYEE SAVINGS PLAN	TONELLI GIULIO	139.085	139.085
214 UNIVERS CNP 1	TONELLI GIULIO	527.237	527.237
398 UNIVERSAL SHIPOWNERS MARINE INSURANCE ASSOCIATION LIMITED	TONELLI GIULIO	10.617	10.617
1641 UNIVERSE THE CMI GLOBAL NETWORK FUND	TONELLI GIULIO	371.440	371.440
1344 UNIVEST	TONELLI GIULIO	424.716	424.716
1345 UNIVEST	TONELLI GIULIO	368.697	368.697
2430 UPS GROUP TRUST	TONELLI GIULIO	473.780	473.780
2431 UPS GROUP TRUST	TONELLI GIULIO	69.180	69.180
1264 UTAH STATE RETIREMENT SYSTEMS	TONELLI GIULIO	328.572	328.572
114 VALIANT AKTIEN EUROP	TONELLI GIULIO	61.132	61.132
776 VANGUARD DEVEL ALL-CAP EX NORTH AMERICA EQT IND POOLED FUND	TONELLI GIULIO	4.177	4.177
1460 VANGUARD DEVELOPED MARKETS INDEX FUND	TONELLI GIULIO	8.776.210	8.776.210
1459 VANGUARD EUROPEAN STOCK INDEX FUND	TONELLI GIULIO	5.401.098	5.401.098
1728 VANGUARD FID COMPANY EUROPEAN STOCK INDE	TONELLI GIULIO	127.164	127.164
1483 VANGUARD FTSE ALL-WORLD EX US INDEX FUND	TONELLI GIULIO	3.338.380	3.338.380
775 VANGUARD FTSE DEVELOPED ALL CAP EX NORTH AMERICA INDEX ETF	TONELLI GIULIO	6.358	6.358
774 VANGUARD FTSE DEVELOPED EUROPE ALL CAP INDEX ETF	TONELLI GIULIO	31.431	31.431
779 VANGUARD FTSE DEVELOPED EUROPE INDEX ETF	TONELLI GIULIO	4.334	4.334
1490 VANGUARD FUNDS PLC	TONELLI GIULIO	65.388	65.388
1496 VANGUARD FUNDS PLC	TONELLI GIULIO	53.543	53.543
1497 VANGUARD FUNDS PLC	TONELLI GIULIO	169.260	169.260
1502 VANGUARD FUNDS PLC	TONELLI GIULIO	99.841	99.841
1503 VANGUARD FUNDS PLC	TONELLI GIULIO	4.237	4.237
1509 VANGUARD FUNDS PLC	TONELLI GIULIO	4.004	4.004
1698 VANGUARD GLOBAL INFRASTRUCTURE FUND	TONELLI GIULIO	189.999	189.999
459 VANGUARD INTERNATIONAL HIGH DIVIDEND YIELD INDEX FUND	TONELLI GIULIO	9.339	9.339
1691 VANGUARD INTERNATIONAL SHARE INDEX FUND	TONELLI GIULIO	731.975	731.975
1054 VANGUARD INV F ICVC-VANGUARD FTSE DEV EUROPE EX-UK EQ INDEX F	TONELLI GIULIO	560.832	560.832

ASSEMBLEA ORDINARIA

27 APRILE 2016



Esito della votazione sul punto 1

Bilancio di esercizio al 31 dicembre 2015 di Snam S.p.A. Bilancio consolidato al 31 dicembre 2015. Relazioni degli Amministratori, del Collegio Sindacale e della Società di revisione. Deliberazioni necessarie e conseguenti.

1053 VANGUARD INV FDS ICVC-VANG FTSE DEV WOR LD EX - UK EQT IND FD	TONELLI GIULIO	235.771	235.771
1668 VANGUARD INVESTMENT SERIES, PLC	TONELLI GIULIO	45.957	45.957
1669 VANGUARD INVESTMENT SERIES, PLC	TONELLI GIULIO	119.601	119.601
1670 VANGUARD INVESTMENT SERIES, PLC	TONELLI GIULIO	46.760	46.760
1671 VANGUARD INVESTMENT SERIES, PLC	TONELLI GIULIO	19.017	19.017
1672 VANGUARD INVESTMENT SERIES, PLC	TONELLI GIULIO	9.633	9.633
778 VANGUARD INVESTMENTS COMMON CONTRACTUAL FUND	TONELLI GIULIO	68.744	68.744
780 VANGUARD INVESTMENTS COMMON CONTRACTUAL FUND	TONELLI GIULIO	49.210	49.210
781 VANGUARD INVESTMENTS COMMON CONTRACTUAL FUND	TONELLI GIULIO	16.082	16.082
777 VANGUARD INVESTMENTS II COMMON CONTRACTUAL FUND	TONELLI GIULIO	49.237	49.237
1725 VANGUARD TOTAL INTERNATIONAL STOCK INDEX	TONELLI GIULIO	25.640.445	25.640.445
1480 VANGUARD TOTAL WORLD STOCK INDEX FUND	TONELLI GIULIO	489.574	489.574
1715 VANTAGEPOINT OVERSEAS EQUITY INDEX FUND	TONELLI GIULIO	70.929	70.929
2115 VEBA PARTNERSHIP N LP .	TONELLI GIULIO	39.900	39.900
1330 VERDIPAPIRFONDET KLP AKSJEEUROPA INDEKS 1	TONELLI GIULIO	129.786	129.786
1329 VERDIPAPIRFONDET KLP AKSJGLOBAL INDEX 1	TONELLI GIULIO	213.087	213.087
1775 VERDIPAPIRFONDET NORDEA GLOBAL	TONELLI GIULIO	627.139	627.139
1773 VERDIPAPIRFONDET NORDEA STABILE AKSJER GLOBAL	TONELLI GIULIO	1.546.305	1.546.305
1774 VERDIPAPIRFONDET NORDEA STABILE AKSJER GLOBAL ETISK	TONELLI GIULIO	1.986.569	1.986.569
301 VICTORIAN SUPERANNUATION FUND	TONELLI GIULIO	113.368	113.368
302 VICTORIAN SUPERANNUATION FUND	TONELLI GIULIO	55.727	55.727
66 VICTORY CAPITAL INTERNATIONAL COLLECTIVE INVESTMENT TRUST	TONELLI GIULIO	16.235	16.235
2438 VIRGINIA RETIREMENT SYSTEM .	TONELLI GIULIO	309.759	309.759
2439 VIRGINIA RETIREMENT SYSTEM .	TONELLI GIULIO	21.901	21.901
2440 VIRGINIA RETIREMENT SYSTEM .	TONELLI GIULIO	980.112	980.112
2441 VIRGINIA RETIREMENT SYSTEM .	TONELLI GIULIO	2.936.172	2.936.172
2442 VIRGINIA RETIREMENT SYSTEM .	TONELLI GIULIO	1.125.000	1.125.000
2443 VIRGINIA RETIREMENT SYSTEM .	TONELLI GIULIO	457.955	457.955
1735 VIRTUS GLOBAL DIVIDEND FUND	TONELLI GIULIO	202.150	202.150
1779 VIRTUS TOTAL RETURN FUND	TONELLI GIULIO	177.790	177.790
315 VISION POOLED SUPERANNUATION TRUST	TONELLI GIULIO	94.296	94.296
186 VOCATION MARCHE ARIANESPACE CONSEIL DE SURVEILLANCE DU FCP	TONELLI GIULIO	6.515	6.515
1896 VONTOBEL FUND	TONELLI GIULIO	1.527.400	1.527.400
367 VOYA INTERNATIONAL INDEX PORTFOLIO	TONELLI GIULIO	229.877	229.877
67 WALDEN INTERNATIONAL EQUITY FUND	TONELLI GIULIO	17.610	17.610
786 WASHINGTON STATE INVESTMENT BOARD	TONELLI GIULIO	843.835	843.835
787 WASHINGTON STATE INVESTMENT BOARD	TONELLI GIULIO	331.197	331.197
788 WASHINGTON STATE INVESTMENT BOARD	TONELLI GIULIO	54.554	54.554
708 WELLS FARGO ADVANTAGE UTILITY & TELECOMMUNICATIONS FUND	TONELLI GIULIO	500.000	500.000
782 WELLS FARGO BK DECL OF TR EST INV FUNDS FOR EMPLOYEE BEN TR	TONELLI GIULIO	45.995	45.995
506 WELLS FARGO GLOBAL DIVIDEND OPPORTUNITY FUND	TONELLI GIULIO	3.200.000	3.200.000

ASSEMBLEA ORDINARIA

27 APRILE 2016



Esito della votazione sul punto 1

Bilancio di esercizio al 31 dicembre 2015 di Snam S.p.A. Bilancio consolidato al 31 dicembre 2015. Relazioni degli Amministratori, del Collegio Sindacale e della Società di revisione. Deliberazioni necessarie e conseguenti.

505 WELLS FARGO UTILITIES AND HIGH INCOME FUND	TONELLI GIULIO	100.000	100.000
783 WELLS FARGOMASTER TRUST DIVERSIFIED STOCK PORTFOLIO	TONELLI GIULIO	230.938	230.938
1834 WEST MIDLANDS METROPOLITAN AUT PENS FD	TONELLI GIULIO	519.755	519.755
1835 WEST YORKSHIRE PENSION FUND	TONELLI GIULIO	1.000.000	1.000.000
1288 WHEELS COMMON INVESTMENT FUND	TONELLI GIULIO	43.757	43.757
1289 WHEELS COMMON INVESTMENT FUND	TONELLI GIULIO	41.189	41.189
1597 WHOLESALE GLOBAL EQUITY INDEX FUND	TONELLI GIULIO	12.229	12.229
1604 WHOLESALE UNIT TRUST GL. INFRASTRUCTURE F	TONELLI GIULIO	485.808	485.808
1891 WHOLESALE UNIT TRUST MSCI GLOB INDEX SHS	TONELLI GIULIO	53.139	53.139
490 WILLIAM BEAUMONT HOSPITAL	TONELLI GIULIO	25.772	25.772
489 WILLIAM BEAUMONT HOSPITAL EMPLOYEES' RETIREMENT PLAN	TONELLI GIULIO	32.930	32.930
401 WILSHIRE INSTITUTIONAL MASTER FUND SPC	TONELLI GIULIO	7.000	7.000
792 WISDOMTREE DEFA EQUITY INCOME FUND	TONELLI GIULIO	201.802	201.802
790 WISDOMTREE DYNAMIC CURRENCY HEDGED EUROPE EQUITY FUND	TONELLI GIULIO	7.711	7.711
791 WISDOMTREE DYNAMIC CURRENCY HEDGED INTRNL EQUITY FUND	TONELLI GIULIO	4.906	4.906
799 WISDOMTREE GLOBAL EX-U.S. HEDGED DIVIDEND FUND	TONELLI GIULIO	2.149	2.149
797 WISDOMTREE GLOBAL EX-U.S. UTILITIES FUND	TONELLI GIULIO	53.206	53.206
794 WISDOMTREE GLOBAL HIGH DIVIDEND FUND	TONELLI GIULIO	18.967	18.967
795 WISDOMTREE INTERNATIONAL DIVIDEND EX-FINANCIALS FUND	TONELLI GIULIO	915.747	915.747
793 WISDOMTREE INTERNATIONAL EQUITY FUND	TONELLI GIULIO	269.546	269.546
798 WISDOMTREE INTERNATIONAL HEDGED EQUITY FUND	TONELLI GIULIO	2.099	2.099
796 WISDOMTREE INTERNATIONAL LARGE CAP DIVIDEND FUND	TONELLI GIULIO	217.227	217.227
784 WISDOMTREE ISSUER PUBLIC LIMITED COMPANY	TONELLI GIULIO	46.427	46.427
437 WM POOL-EQUITIES TRUST NO. 75	TONELLI GIULIO	62.544	62.544
2444 WOODBRIDGE INVESTMENTS CORPORATION	TONELLI GIULIO	107.238	107.238
1079 WORKERS COMPENSATION INSURANCE FUND	TONELLI GIULIO	437.697	437.697
928 WORLD ALPHA TILTS NON-LENDABLE FUND B	TONELLI GIULIO	7.165	7.165
986 WORLD INDEX OLUS SECURITIES LENDING COMMON TRUST FUND	TONELLI GIULIO	12.362	12.362
789 WSIB INVESTMENTS (PUBLIC EQUITIES) POOLED FUND TRUST	TONELLI GIULIO	193.243	193.243
1937 WSSP INTERNATIONAL EQUITIES TRUST	TONELLI GIULIO	13.148	13.148
1133 WYOMING RETIREMENT SYSTEM	TONELLI GIULIO	34.963	34.963
1134 WYOMING RETIREMENT SYSTEM	TONELLI GIULIO	31.884	31.884
1135 WYOMING RETIREMENT SYSTEM	TONELLI GIULIO	42.263	42.263
2059 CDP GAS SRL	MOLINOTTI ANNA	39.200.638	39.200.638
2 ETICA SGR SPA F.DO ETICA AZIONARIO	COLOMBO FRANCESCA	333.000	333.000
3 ETICA SGR SPA F.DO ETICA BILANCIATO	COLOMBO FRANCESCA	825.264	825.264
5 ETICA SGR SPA F.DO ETICA OBBLIGAZIONARIO MISTO	COLOMBO FRANCESCA	219.710	219.710
4 ETICA SGR SPA F.DO ETICA RENDITA BILANCIATA	COLOMBO FRANCESCA	61.916	61.916
2060 CDP RETI SPA	RAMUNDO FABRIZIO	1.014.491.489	1.014.491.489
393 ADVANCED SERIES TRUST - AST JENNISON GLOBAL INFRASTRUCTURE PORTF	TONELLI GIULIO	32.839	32.839
358 ADVANCED SERIES TRUST-AST ACADEMIC STRATEGIES ASSET ALLOCATION P	TONELLI GIULIO	1.049.972	1.049.972

ASSEMBLEA ORDINARIA

27 APRILE 2016



Esito della votazione sul punto 1

Bilancio di esercizio al 31 dicembre 2015 di Snam S.p.A. Bilancio consolidato al 31 dicembre 2015. Relazioni degli Amministratori, del Collegio Sindacale e della Società di revisione. Deliberazioni necessarie e conseguenti.

1415 ALLIANZ EQUITY LARGE CAP EMU	TONELLI GIULIO	341.974	341.974
370 PRUDENTIAL WORLD FUND,INC. JENNISON GLOBAL INFRASTRUCTURE FUND	TONELLI GIULIO	258.951	258.951
2117 1973 IRREVOCABLE TRUST OF CD WEYERHAUSER	TONELLI GIULIO	1.318	1.318
2116 1975 IRREVOCABLE TRUST OF CD WEYERHAUSER	TONELLI GIULIO	1.039	1.039
1156 82A HOLDINGS, LLC	TONELLI GIULIO	11.852	11.852
1157 82A HOLDINGS, LLC	TONELLI GIULIO	6.034	6.034
2102 ALAMOSA LLC .	TONELLI GIULIO	2.967	2.967
2036 ARTEMIS INSTITUTIONAL GLOBAL CAPITAL FUN	TONELLI GIULIO	267.600	267.600
389 ASSOCIATED BRITISH FOODS PENSION SCHEME	TONELLI GIULIO	738.000	738.000
1598 AUSTRALIAN CATHOLIC SUPERAN RETIREM FUND	TONELLI GIULIO	25.171	25.171
729 BANK SINOPAC AMCO CATHAY GLOBAL INFRASTRUCTURE FUND	TONELLI GIULIO	338.800	338.800
1507 BBH BOSTON CUST FOR THE ADVISORS' INNER CIRCLE FUND - CORNERSTONE ADVISORS' GLOBAL	TONELLI GIULIO	69.564	69.564
1139 BUNTING INTERNATIONAL DEVELOPED EQUITY TE LLC	TONELLI GIULIO	4.212	4.212
753 CALIFORNIA STATE TEACHERS RETIREMENT SYSTEM	TONELLI GIULIO	92.636	92.636
754 CALIFORNIA STATE TEACHERS RETIREMENT SYSTEM	TONELLI GIULIO	1.123.453	1.123.453
755 CALIFORNIA STATE TEACHERS RETIREMENT SYSTEM	TONELLI GIULIO	374.158	374.158
756 CALIFORNIA STATE TEACHERS RETIREMENT SYSTEM	TONELLI GIULIO	777.640	777.640
974 CALIFORNIA STATE TEACHERS RETIREMENT SYSTEM	TONELLI GIULIO	192.268	192.268
975 CALIFORNIA STATE TEACHERS RETIREMENT SYSTEM	TONELLI GIULIO	1.780.211	1.780.211
976 CALIFORNIA STATE TEACHERS RETIREMENT SYSTEM	TONELLI GIULIO	846.268	846.268
977 CALIFORNIA STATE TEACHERS RETIREMENT SYSTEM	TONELLI GIULIO	550.261	550.261
1140 CARROLL AVENUE PARTNERS LLC	TONELLI GIULIO	2.407	2.407
2106 CERVURITE INTERNATIONAL LLC .	TONELLI GIULIO	41.669	41.669
726 CHANG HWA COMMERCIAL BANK, LTD., IN ITS CAPACITY AS MASTER	TONELLI GIULIO	388.800	388.800
1200 CLEARWATER INTERNATIONAL FUND	TONELLI GIULIO	57.530	57.530
1141 DELFINCO, LP	TONELLI GIULIO	15.559	15.559
585 EATON VANCE TAX-MANAGED GLOBAL BUY-WRITE OPPORTUNITIES FUND	TONELLI GIULIO	175.073	175.073
2074 ECOFIN WATER AND POWER OPPORTUNITIES PLC CO BNP PARIBAS SECURITIES SERVICES	TONELLI GIULIO	2.267.825	2.267.825
2365 EMPLOYEE RETIREMENT INCOME PLANTRUST OF 3M COM	TONELLI GIULIO	20.087	20.087
1144 EVA VALLEY MA1 LLC	TONELLI GIULIO	11.518	11.518
1797 F.M.KIRBY TRUST DATED 1/3/75 FBO FRED M. KIRBY III	TONELLI GIULIO	4.287	4.287
1795 FM KIRBY DTD TRUST 1/3/75 FBO JEFFERSON W KIRBY	TONELLI GIULIO	4.287	4.287
1796 FM KIRBY TRUST DTD 1/3/75 FBO S DILLARD KIRBY	TONELLI GIULIO	4.287	4.287
2002 FONDS DE SOLIDARITE DES TRAV.QUEBEC FTQ	TONELLI GIULIO	28.831	28.831
2445 FOREST FOUNDATION	TONELLI GIULIO	752	752
1146 FOURTH AVENUE INVESTMENT COMPANY.	TONELLI GIULIO	23.974	23.974
1246 FRESNO COUNTY EMPLOYEES' RETIREMENT ASSOCIATION	TONELLI GIULIO	17.083	17.083
1124 FS OVERLAY C - PARAMETRIC	TONELLI GIULIO	2.184	2.184
592 GABELLI UTILITIES FUND	TONELLI GIULIO	2.000	2.000
1130 GLOBAL BOND FUND	TONELLI GIULIO	22.750	22.750
723 GOVERNMENT OF THE PROVINCE OF ALBERTA	TONELLI GIULIO	2.974.500	2.974.500

ASSEMBLEA ORDINARIA

27 APRILE 2016



Esito della votazione sul punto 1

Bilancio di esercizio al 31 dicembre 2015 di Snam S.p.A. Bilancio consolidato al 31 dicembre 2015. Relazioni degli Amministratori, del Collegio Sindacale e della Società di revisione. Deliberazioni necessarie e conseguenti.

1514 HANG SENG BANK LIMITED-PRIVATE	TONELLI GIULIO	120.000	120.000
1149 HASLAM FAMILY INVESTMENT PARTNERSHIP	TONELLI GIULIO	837	837
1800 JFB I LTD	TONELLI GIULIO	4.502	4.502
504 JOHN HANCOCK VARIABLE INSURANCE TRUST UTILITIES TRUST	TONELLI GIULIO	280.301	280.301
1683 JPMORGAN CHASE BANK N.A.	TONELLI GIULIO	2.254	2.254
1684 JPMORGAN CHASE BANK N.A.	TONELLI GIULIO	11.980	11.980
2351 KENTUCKY RETIREMENT SYSTEMS	TONELLI GIULIO	49.192	49.192
482 LAURENCE HERMAN	TONELLI GIULIO	2.978	2.978
1858 LCAM GLOBAL EQUITY FUNDS	TONELLI GIULIO	174.283	174.283
1152 LEHMAN-STAMM FAMILY PARTNERS LLC	TONELLI GIULIO	264	264
620 MAINSTAY VP MFS UTILITIES PORTFOLIO	TONELLI GIULIO	983.543	983.543
1106 MALACHITE 35 TRUST	TONELLI GIULIO	43.340	43.340
2107 MARANIC II LLC .	TONELLI GIULIO	3.934	3.934
1726 MASTER TRUST BANK OF JAPAN, LTD. PENSION	TONELLI GIULIO	2.449.254	2.449.254
2051 MFS UTILITIES FUND	TONELLI GIULIO	3.620.527	3.620.527
521 MFS VARIABLE INSURANCE TRUST - MFS UTILITIES SERIES	TONELLI GIULIO	1.275.423	1.275.423
2109 NSP MINNESOTA PRAIRIE I RETAIL QUALIFIED TRUST	TONELLI GIULIO	9.098	9.098
2110 NSP MINNESOTA RETAIL PRAIRIE IIQUALIFIED TRUST	TONELLI GIULIO	11.102	11.102
2108 NSP MONTICELLO MINNESOTA RETAILQUALIFIED TRUST	TONELLI GIULIO	12.833	12.833
1018 PACE INTERNATIONAL EQUITY INVESTMENTS	TONELLI GIULIO	834.373	834.373
586 PARAMETRIC INTERNATIONAL EQUITY FUND	TONELLI GIULIO	15.964	15.964
684 PIMCO EQUITY SERIES: PIMCO RAE FUNDAMENTAL INTERNATIONAL FUND	TONELLI GIULIO	19.098	19.098
683 PIMCO RAE FUNDAMENTAL INTERNATIONAL FUND LLC	TONELLI GIULIO	38.798	38.798
25 PUTNAM SELECT GLOBAL EQUITY FUND LP	TONELLI GIULIO	1.365	1.365
1313 REBUS GROUP PENSION SCHEME	TONELLI GIULIO	176.306	176.306
1314 REBUS GROUP PENSION SCHEME	TONELLI GIULIO	2.250.000	2.250.000
1315 REBUS GROUP PENSION SCHEME	TONELLI GIULIO	155.045	155.045
751 ROMAN CATHOLIC BISHOP OF SPRINGFIELD A CORPORATION SOLE	TONELLI GIULIO	1.651	1.651
2453 RUM CAY LP	TONELLI GIULIO	9.483	9.483
1219 SAMFORD UNIVERSITY	TONELLI GIULIO	1.934	1.934
1100 SAMFORD UNIVERSITY PENSION PLAN TRUST	TONELLI GIULIO	1.460	1.460
1163 SENTINEL INTERNATIONAL TRUST	TONELLI GIULIO	8.786	8.786
2446 SEQUOIA FOUNDATION	TONELLI GIULIO	946	946
1122 SHY, LLC	TONELLI GIULIO	4.706	4.706
1164 SIM GLOBAL BALANCED TRUST.	TONELLI GIULIO	4.086	4.086
2447 STEWARDSHIP FOUNDATION	TONELLI GIULIO	3.423	3.423
591 TAX - MANAGED INTERNATIONAL EQUITY PORTFOLIO	TONELLI GIULIO	16.776	16.776
1147 THE BUNTING FAM INT DEVELOPED EQUITY LIMITED LIABILITY CO	TONELLI GIULIO	25.096	25.096
593 THE GABELLI GLOBAL UTILITY & INCOME TRUST	TONELLI GIULIO	80.000	80.000
652 THE PRUDENTIAL INSURANCE COMPANY OF AMERICA	TONELLI GIULIO	71.509	71.509
653 THE PRUDENTIAL INSURANCE COMPANY OF AMERICA	TONELLI GIULIO	90.521	90.521

ASSEMBLEA ORDINARIA

27 APRILE 2016



Esito della votazione sul punto 1

Bilancio di esercizio al 31 dicembre 2015 di Snam S.p.A. Bilancio consolidato al 31 dicembre 2015. Relazioni degli Amministratori, del Collegio Sindacale e della Società di revisione. Deliberazioni necessarie e conseguenti.


314 THE PRUDENTIAL INVESTMENT PORTFOLIOS INCDRYDEN ACTIVE ALLOCATION	TONELLI GIULIO	3.853	3.853
385 ULSTER BANK PENSION SCHEME REPUBLIC OF IRELAND	TONELLI GIULIO	71.920	71.920
384 ULSTER BANK PENSION TRUSTEES LIMITED	TONELLI GIULIO	83.430	83.430
1109 WATER AND POWER EMPLOYEES RETIREMENT PLAN	TONELLI GIULIO	578.000	578.000
1110 WATER AND POWER EMPLOYEES RETIREMENT PLAN	TONELLI GIULIO	97.300	97.300
805 WELLINGTON MANAGEMENT FUNDS (IRELAND) PLC	TONELLI GIULIO	668.985	668.985
2037 WESTMINSTER ATF ARTEMIS GLOBAL GROWTH F	TONELLI GIULIO	1.061.000	1.061.000
1119 WILSHIRE INTERNATIONAL EQUITY FUND	TONELLI GIULIO	57.768	57.768
30 AEGON CUSTODY B.V	TONELLI GIULIO	474.626	474.626
292 BANCO BILBAO VIZCAYA ARGENTARIASA	TONELLI GIULIO	1.944.497	1.944.497
296 BANCO BILBAO VIZCAYA ARGENTARIASA	TONELLI GIULIO	1.819.651	1.819.651
630 SEASONS SERIES TRUST INTERNATIONAL EQUITY PORTFOLIO	TONELLI GIULIO	40.408	40.408
629 SUNAMERICA SERIES TRUST TELECOM UTILITY PORTFOLIO	TONELLI GIULIO	36.315	36.315
955 VALIC COMPANY I - INTERNATIONAL EQUITIES FUND	TONELLI GIULIO	157.294	157.294

Riepilogo favorevoli

TOTALE FAVOREVOLI	n°	2.182 azionisti per n°	2.399.643.026 Azioni
di cui			68,55 % del cap. sociale
IN PROPRIO	n°	9 azionisti per n°	44.813 Azioni
			0,00 % del cap. sociale
PER DELEGA	n°	2.173 azionisti per n°	2.399.598.213 Azioni
			68,55 % del cap. sociale

ASSEMBLEA ORDINARIA

27 APRILE 2016



Esito della votazione sul punto 2

Attribuzione dell'utile di esercizio e distribuzione del dividendo.

Azionisti Presenti

In proprio	n°	9	per n°	44.813 Azioni	0,00 % del capitale sociale
Per delega	n°	2.212	per n°	2.428.230.239 Azioni	69,37 % del capitale sociale
TOTALE PRESENTI	n°	2.221	per n°	2.428.275.052 Azioni	69,37 % del capitale sociale

Quorum per approvazione

n° 1.214.137.527 Voti favorevoli
(Pari a 1/2 delle Azioni Presenti)

Esito Votazione

FAVOREVOLI	n°	2.180	azionisti per n°	2.395.224.307 Azioni	68,42 % del capitale sociale
CONTRARI	n°	1	azionisti per n°	597.331 Azioni	0,02 % del capitale sociale
ASTENUTI	n°	12	azionisti per n°	18.920.981 Azioni	0,54 % del capitale sociale
TOTALE VOTANTI	n°	2.193	azionisti per n°	2.414.742.619 Azioni	68,98 % del capitale sociale
NON VOTANTI	n°	28	azionisti per n°	13.532.433 Azioni	0,39 % del capitale sociale
TOTALE PRESENTI	n°	2.221	azionisti per n°	2.428.275.052 Azioni	69,37 % del capitale sociale

La Proposta è approvata

Presenti in sala

Azionisti in proprio	9
Delegati	10
Totale televoter distribuiti	19
Totale persone fisiche	16

ASSEMBLEA ORDINARIA

27 APRILE 2016



Esito della votazione sul punto 2

Attribuzione dell'utile di esercizio e distribuzione del dividendo.

Elenco Contrari


SCHEDA NOMINATIVO AZIONISTA	DELEGATO	NUMERO DI AZIONI	
		TOTALE	CON DIRITTO DI VOTO
1530 CPR AM	TONELLI GIULIO	597.331	597.331

Riepilogo Contrari

TOTALE CONTRARI	n°	1 azionisti per n°	597.331 Azioni 0,02 % del cap. sociale
di cui			
IN PROPRIO	n°	0 azionisti per n°	0 Azioni 0,00 % del cap. sociale
PER DELEGA	n°	1 azionisti per n°	597.331 Azioni 0,02 % del cap. sociale

ASSEMBLEA ORDINARIA

27 APRILE 2016



Esito della votazione sul punto **2**

Attribuzione dell'utile di esercizio e distribuzione del dividendo.

Elenco Astenuti

SCHEDA NOMINATIVO AZIONISTA	DELEGATO	NUMERO DI AZIONI	
		TOTALE	CON DIRITTO DI VOTO
2457 FONDAZIONE CARIPLO	PRINOTH CHRISTIAN	10.545.630	10.545.630
6 ARCA SGR ARCA AZIONI ITALIA	TONELLI GIULIO	3.600.000	3.600.000
2034 CHALLENGE FUNDS	TONELLI GIULIO	260.969	260.969
2455 GIE ALTO AZIONARIO	TONELLI GIULIO	45.725	45.725
1441 GIE GEN REVENUS	TONELLI GIULIO	1.338.740	1.338.740
2035 MEDIOLANUM SPEC SICAV-SIF EQUITY INCOME	TONELLI GIULIO	77.500	77.500
2 ETICA SGR SPA F.DO ETICA AZIONARIO	COLOMBO FRANCESCA	333.000	333.000
3 ETICA SGR SPA F.DO ETICA BILANCIATO	COLOMBO FRANCESCA	825.264	825.264
5 ETICA SGR SPA F.DO ETICA OBBLIGAZIONARIO MISTO	COLOMBO FRANCESCA	219.710	219.710
4 ETICA SGR SPA F.DO ETICA RENDITA BILANCIATA	COLOMBO FRANCESCA	61.916	61.916
93 CLINTON EQUITY STRATEGIES MASTER FUND LTD	TONELLI GIULIO	1.574.110	1.574.110
92 HCM CLINTON EQUITY STRATEGIES LTD.	TONELLI GIULIO	38.417	38.417

Riepilogo Astenuti

TOTALE ASTENUTI	n°	12 azionisti per n°	18.920.981 Azioni
di cui			0,54 % del cap.sociale
IN PROPRIO	n°	0 azionisti per n°	0 Azioni
			0,00 % del cap.sociale
PER DELEGA	n°	12 azionisti per n°	18.920.981 Azioni
			0,54 % del cap.sociale

ASSEMBLEA ORDINARIA

27 APRILE 2016



Esito della votazione sul punto 2


Attribuzione dell'utile di esercizio e distribuzione del dividendo.

Elenco Non Votanti

SCHEDA	NOMINATIVO AZIONISTA	DELEGATO	NUMERO DI AZIONI	
			TOTALE	CON DIRITTO DI VOTO
1454	CHALLENGE FUNDS CHALLENGE ITALIAN EQUITY	TONELLI GIULIO	1.000.000	1.000.000
276	EEF - EQUITY EURO LTE	TONELLI GIULIO	181.288	181.288
273	EEF - EQUITY EUROPE LTE	TONELLI GIULIO	448.600	448.600
281	EEF - EQUITY ITALY	TONELLI GIULIO	2.219.444	2.219.444
274	EEF - EQUITY ITALY LTE	TONELLI GIULIO	270.928	270.928
275	EEF - EQUITY UTILITIES LTE	TONELLI GIULIO	17.976	17.976
282	EEF - FLEXIBLE BETA TOTAL RETURN	TONELLI GIULIO	1.000.000	1.000.000
277	EPF - ENHANCED CONSTANT RISK CONTRIBUTION	TONELLI GIULIO	68.244	68.244
280	EPF - EURO Q-EQUITY	TONELLI GIULIO	57.678	57.678
279	EPF - EUROPEAN Q-EQUITY	TONELLI GIULIO	129.502	129.502
278	EPF - Q-FLEXIBLE	TONELLI GIULIO	410.263	410.263
12	FIDEURAM ASSET MANAGEMENT (IRELAND) FIDEURAM FUND EQUITY ITALY	TONELLI GIULIO	50.000	50.000
11	FIDEURAM ASSET MANAGEMENT (IRELAND) FONDITALIA EQUITY ITALY	TONELLI GIULIO	1.000.000	1.000.000
13	INTERFUND SICAV INTERFUND EQUITY ITALY	TONELLI GIULIO	540.000	540.000
289	ISE - DYNAMIC INCOME MULTITRENDER - 01/2016	TONELLI GIULIO	13.675	13.675
286	ISE - GLOBAL DIVERSIFIED ALLOCATION - 02/2015	TONELLI GIULIO	660.368	660.368
284	ISE - GLOBAL DYNAMIC MULTITRENDER - 06/2015	TONELLI GIULIO	109.395	109.395
290	ISE - GLOBAL INCOME MULTITRENDER - 09/2015	TONELLI GIULIO	127.315	127.315
291	ISE - MULTIASET CEDOLA GLOBALE 12/2015	TONELLI GIULIO	225.703	225.703
283	ISE - VALORE CEDOLA GLOBALE - 02/2015	TONELLI GIULIO	457.145	457.145
288	ISE - VALORE CEDOLA GLOBALE - 04/2015	TONELLI GIULIO	201.600	201.600
287	ISE - VALORE CEDOLA GLOBALE - 07/2015	TONELLI GIULIO	113.841	113.841
285	ISE - VALORE CEDOLA GLOBALE - 09/2015	TONELLI GIULIO	126.675	126.675
240	MEDIOLANUM GESTIONE FONDI SGR S.P.A - FLESSIBILE ITALIA	TONELLI GIULIO	1.100.000	1.100.000
272	ROSSINI - AZIONARIO EURO	TONELLI GIULIO	929	929
271	ROSSINI - BILANCIATO	TONELLI GIULIO	1.864	1.864
1453	UBI PRAMERICA SGR SPA	TONELLI GIULIO	700.000	700.000
1452	UBI SICAV	TONELLI GIULIO	2.300.000	2.300.000

ASSEMBLEA ORDINARIA

27 APRILE 2016



Esito della votazione sul punto 2

Attribuzione dell'utile di esercizio e distribuzione del dividendo.

Riepilogo Non votanti

TOTALE NON VOTANTI	n°	28 azionisti per n°	13.532.433 Azioni
di cui			0,39 % del cap. sociale
IN PROPRIO	n°	0 azionisti per n°	0 Azioni
			0,00 % del cap. sociale
PER DELEGA	n°	28 azionisti per n°	13.532.433 Azioni
			0,39 % del cap. sociale

ASSEMBLEA ORDINARIA

27 APRILE 2016



Esito della votazione sul punto 2


Attribuzione dell'utile di esercizio e distribuzione del dividendo.

Elenco Favorevoli

SCHEDA NOMINATIVO AZIONISTA	DELEGATO	NUMERO DI AZIONI	
		TOTALE	CON DIRITTO DI VOTO
100 ARMENTANO FAUSTO		10	10
461 BORLENGHI FRANCO		5.500	5.500
1438 CROCE MARIO		3.002	3.002
1349 FAVALLI ARRIGO		1.000	1.000
463 FRANCESCATO FRANCO		23.000	23.000
1383 MAGNANI DUILIO		200	200
1381 MAGNANI MARZIO		5.000	5.000
1 PRINCIPATO DOMENICO		2.101	2.101
101 VERONESI SERGIO		5.000	5.000
1384 FINANZIARIA CERAMICA CASTELLARANO S P A	D'AROMA ALBERTO	9.108.722	9.108.722
481 IRIS CERAMICA GROUP S.P.A.	D'AROMA ALBERTO	8.019.415	8.019.415
1386 IRIS CERAMICA GROUP SOCIETA' PER AZIONI	D'AROMA ALBERTO	29.018.028	29.018.028
1387 IRIS CERAMICA GROUP SOCIETA' PER AZIONI	D'AROMA ALBERTO	5.800.000	5.800.000
1388 IRIS CERAMICA GROUP SOCIETA' PER AZIONI	D'AROMA ALBERTO	6.600.000	6.600.000
9 MINOZZI ROMANO	D'AROMA ALBERTO	3.714.285	3.714.285
10 MINOZZI ROMANO	D'AROMA ALBERTO	5.700.000	5.700.000
480 MINOZZI ROMANO	D'AROMA ALBERTO	8.519.415	8.519.415
1385 MINOZZI ROMANO	D'AROMA ALBERTO	8.650.984	8.650.984
1389 MINOZZI ROMANO	D'AROMA ALBERTO	19.568.352	19.568.352
1439 MINOZZI ROMANO	D'AROMA ALBERTO	1.466.000	1.466.000
1390 INARCASSA - CASSA NAZIONALE DI PREVIDENZA ED ASSISTENZA PER	MASTROMATTEO LAURA	19.224.780	19.224.780
1996 1290 FUNDS - 1290 SMARTBETA EQUITY FUND	TONELLI GIULIO	3.000	3.000
1613 1515 FCP GERARD PERRIER	TONELLI GIULIO	1.710	1.710
1642 1741 ASSET MANAGEMENT FUNDS SICAV	TONELLI GIULIO	42.100	42.100
1218 1999 VOL EMPL BEN ASS NON-REPR EMPL OF SOUT CAL EDISON CO	TONELLI GIULIO	6.385	6.385
1824 8221103 CANADA INC.	TONELLI GIULIO	110.621	110.621
1245 A.I.DUPONT TESTAMENTARY TRUST	TONELLI GIULIO	52.184	52.184
191 AA AMUNDI ISR	TONELLI GIULIO	127.083	127.083
233 AA EDRAM ACTIONS EURO	TONELLI GIULIO	1.200.000	1.200.000
165 ABP ACTIONS	TONELLI GIULIO	3.176.300	3.176.300
1331 ABU DHABI RETIREMENT PENSIONS AND BENEFITS FUND	TONELLI GIULIO	173.745	173.745
1084 ACORN 1998 TRUST	TONELLI GIULIO	1.667	1.667
1192 ACT CHIEF MINISTER, TREAS AND ECO DEV DIR SUPERANN PROV ACC	TONELLI GIULIO	63.868	63.868
119 ACTIF CANTON CREDIT AGRICOLE	TONELLI GIULIO	8.861.810	8.861.810
126 ACTIF CANTON LCL	TONELLI GIULIO	4.288.229	4.288.229
921 ACWI EX-US INDEX MASTER PORTFOLIO OF MASTER INVESTMENT PT	TONELLI GIULIO	108.925	108.925

ASSEMBLEA ORDINARIA

27 APRILE 2016



Esito della votazione sul punto 2

Attribuzione dell'utile di esercizio e distribuzione del dividendo.

193 ADPACTIONS	TONELLI GIULIO	10.188	10.188
194 ADPARGNE	TONELLI GIULIO	10.404	10.404
1942 ADVANCE INTERNATIONAL SHARE INDEX FUND	TONELLI GIULIO	72.415	72.415
2097 ADVANCED SE. TR AST JP MORGAN STRATEGIC OPPORTUNITIES PORTFOLIO	TONELLI GIULIO	184.496	184.496
2098 ADVANCED SERIES TRUST - AST JPMORGAN STRATEGIC OPPORTUNITIESPOR	TONELLI GIULIO	819.264	819.264
2126 ADVANCED SERIES TRUST -AST FI PYRAMIS QUANTITATIVE PORTFOLIO	TONELLI GIULIO	782.608	782.608
372 ADVANCED SERIES TRUST AST GOLDMAN SACHS MULTI ASSET PORTFOLIO	TONELLI GIULIO	26.672	26.672
343 ADVANCED SERIES TRUST-AST BLACKROCK GLOBAL STRATEGIES PORTFOLIO	TONELLI GIULIO	37.559	37.559
361 ADVANCED SERIES TRUST-AST SCHRODERS GLOBAL TACTICAL PORTFOLIO	TONELLI GIULIO	452.728	452.728
1859 ADVISOR MANAGED TRUST - TACTICAL OFFENSI	TONELLI GIULIO	18.267	18.267
448 ADVISORS' INNER CIRCLE FUND FROST INTERNATIONAL EQUITY FD	TONELLI GIULIO	353.487	353.487
1081 AECOM DC RETIREMENT PLANS SMA MASTER TRUST	TONELLI GIULIO	113.157	113.157
41 AEGON CUSTODY B.V	TONELLI GIULIO	70.369	70.369
204 AGIRA RETRAITE DIVERSIFIE	TONELLI GIULIO	55.350	55.350
76 AHL EVOLUTION LTD SHARMAINE BERKELEY ARGONAUT LTD	TONELLI GIULIO	1.142.031	1.142.031
87 AHL GENESIS LIMITED	TONELLI GIULIO	43.655	43.655
308 AK STEEL CORPORATION MASTER PENSION TRUST	TONELLI GIULIO	10.272	10.272
958 ALAMEDA COUNTY EMPLOYEES' RETIREMENT ASSOCIATION	TONELLI GIULIO	83.368	83.368
705 ALASKA COMMON TRUST FUND	TONELLI GIULIO	67.573	67.573
2301 ALASKA PERMANENT FUND CORPORATION	TONELLI GIULIO	160.873	160.873
2302 ALASKA PERMANENT FUND CORPORATION	TONELLI GIULIO	85.088	85.088
2303 ALASKA PERMANENT FUND CORPORATION	TONELLI GIULIO	16.564	16.564
2304 ALASKA PERMANENT FUND CORPORATION	TONELLI GIULIO	19.485	19.485
2305 ALASKA PERMANENT FUND CORPORATION	TONELLI GIULIO	183.541	183.541
2306 ALASKA PERMANENT FUND CORPORATION	TONELLI GIULIO	1.171.800	1.171.800
2307 ALASKA PERMANENT FUND CORPORATION	TONELLI GIULIO	590.101	590.101
2057 ALGEBRIS UCITS FDS PLC - ALGEBRIS ASSET	TONELLI GIULIO	39.355	39.355
1488 ALGER GLOBAL GROWTH FUND	TONELLI GIULIO	20.000	20.000
528 ALLIANCEBERNST VAR PROD SER F INC.ALLIANCEB DYN ASSET ALL PTF	TONELLI GIULIO	14.719	14.719
525 ALLIANCEBERNSTEIN GLOBAL RISK ALLOCATION FUND INC	TONELLI GIULIO	16.116	16.116
647 ALLIANCEBERNSTEIN INTERNATIONAL ALL-COUNTRY PASSIVE SERIES	TONELLI GIULIO	29.160	29.160
1541 ALLIANGI FONDS ABF	TONELLI GIULIO	17.621	17.621
1563 ALLIANZ EUROPA VISION	TONELLI GIULIO	596.500	596.500
1534 ALLIANZ GI FONDS D300	TONELLI GIULIO	13.397	13.397
1535 ALLIANZ GI FONDS PKM DEGUSSA	TONELLI GIULIO	10.658	10.658
1540 ALLIANZ GLOBAL INVESTORS EUROPE	TONELLI GIULIO	13.656	13.656
1577 ALLIANZ GLOBAL INVESTORS EUROPE	TONELLI GIULIO	937.941	937.941
368 ALLIANZ GLOBAL INVESTORS EUROPEGMBH	TONELLI GIULIO	1.037.930	1.037.930
371 ALLIANZ GLOBAL INVESTORS EUROPEGMBH	TONELLI GIULIO	164.800	164.800
373 ALLIANZ GLOBAL INVESTORS EUROPEGMBH	TONELLI GIULIO	843.386	843.386
375 ALLIANZ GLOBAL INVESTORS EUROPEGMBH	TONELLI GIULIO	142.892	142.892

ASSEMBLEA ORDINARIA

27 APRILE 2016




Esito della votazione sul punto 2

Attribuzione dell'utile di esercizio e distribuzione del dividendo.

409 ALLIANZ GLOBAL INVESTORS EUROPEGMBH	TONELLI GIULIO	128.758	128.758
410 ALLIANZ GLOBAL INVESTORS EUROPEGMBH	TONELLI GIULIO	30.970	30.970
828 ALLIANZ GLOBAL INVESTORS FUND	TONELLI GIULIO	19.230	19.230
829 ALLIANZ GLOBAL INVESTORS FUND	TONELLI GIULIO	16.221.862	16.221.862
830 ALLIANZ GLOBAL INVESTORS FUND	TONELLI GIULIO	626.016	626.016
831 ALLIANZ GLOBAL INVESTORS FUND	TONELLI GIULIO	56.591	56.591
366 ALLIANZ GLOBAL INVESTORS GMBH ALLIANZ ALD FONDS	TONELLI GIULIO	701.323	701.323
374 ALLIANZ GLOBAL INVESTORS GMBH ALLIANZ ALD FONDS	TONELLI GIULIO	215.020	215.020
515 ALLIANZ GLOBAL INVESTORS GMBH FOR DBI-FONDS SFT 4	TONELLI GIULIO	64.863	64.863
827 ALLIANZ STIFTUNGSFONDS NACHHALTIGKEIT	TONELLI GIULIO	120.604	120.604
49 ALLIANZ SUISSE LEBENSVERSICHERUNGS-GESELLSCHAFT AG	TONELLI GIULIO	317.473	317.473
1769 ALLIANZ UK & EUROPEAN INVESTMENT FUNDS	TONELLI GIULIO	228.990	228.990
580 ALLIANZGI EUROPE EQUITY DIVIDEND FUND	TONELLI GIULIO	12.210	12.210
1545 ALLIANZGI FONDS AESAN	TONELLI GIULIO	109.300	109.300
1561 ALLIANZGI FONDS AESAN	TONELLI GIULIO	178.812	178.812
1559 ALLIANZGI FONDS AEVN	TONELLI GIULIO	393.600	393.600
1544 ALLIANZGI FONDS AFE	TONELLI GIULIO	3.637	3.637
1569 ALLIANZGI FONDS AFE	TONELLI GIULIO	111.549	111.549
1532 ALLIANZGI FONDS AKTIEN EUROPA	TONELLI GIULIO	59.400	59.400
1552 ALLIANZGI FONDS AMEV	TONELLI GIULIO	195.900	195.900
1562 ALLIANZGI FONDS AMEV	TONELLI GIULIO	142.486	142.486
1542 ALLIANZGI FONDS APNIESA	TONELLI GIULIO	131.250	131.250
1575 ALLIANZGI FONDS BFKW	TONELLI GIULIO	26.815	26.815
1549 ALLIANZGI FONDS CAESAR	TONELLI GIULIO	59.051	59.051
1547 ALLIANZGI FONDS DBS	TONELLI GIULIO	15.403	15.403
1571 ALLIANZGI FONDS DUNHILL	TONELLI GIULIO	21.448	21.448
1548 ALLIANZGI FONDS ESMT	TONELLI GIULIO	17.443	17.443
1573 ALLIANZGI FONDS FAM	TONELLI GIULIO	17.790	17.790
1539 ALLIANZGI FONDS HAMONUS	TONELLI GIULIO	5.300	5.300
1737 ALLIANZGI FONDS LANXESS PENSION TRUST1	TONELLI GIULIO	39.281	39.281
1543 ALLIANZGI FONDS NASPA PENSIONS FONDS	TONELLI GIULIO	12.307	12.307
1550 ALLIANZGI FONDS PAK	TONELLI GIULIO	16.599	16.599
1553 ALLIANZGI FONDS PENSIONS	TONELLI GIULIO	14.125	14.125
1566 ALLIANZGI FONDS PF1	TONELLI GIULIO	25.413	25.413
1567 ALLIANZGI FONDS PF1	TONELLI GIULIO	1.501.822	1.501.822
1568 ALLIANZGI FONDS PF1	TONELLI GIULIO	12.744	12.744
1564 ALLIANZGI FONDS PF2	TONELLI GIULIO	24.166	24.166
1555 ALLIANZGI FONDS PFALCO	TONELLI GIULIO	42.502	42.502
1565 ALLIANZGI FONDS PTV2	TONELLI GIULIO	37.812	37.812
1574 ALLIANZGI FONDS RBB	TONELLI GIULIO	144.076	144.076
1554 ALLIANZGI FONDS SBNA	TONELLI GIULIO	201.800	201.800

ASSEMBLEA ORDINARIA

27 APRILE 2016



Esito della votazione sul punto 2

Attribuzione dell'utile di esercizio e distribuzione del dividendo.

1551 ALLIANZGI FONDS STIFTUNGSFONDS WISSENSCH	TONELLI GIULIO	45.628	45.628
1572 ALLIANZGI FONDS TOB	TONELLI GIULIO	120.019	120.019
1538 ALLIANZGI FONDS TSF	TONELLI GIULIO	16.704	16.704
1570 ALLIANZGI FONDS WAF	TONELLI GIULIO	29.600	29.600
1556 ALLIANZGI H	TONELLI GIULIO	65.004	65.004
1557 ALLIANZGI H	TONELLI GIULIO	166.817	166.817
1560 ALLIANZGI H	TONELLI GIULIO	31.938	31.938
1558 ALLIANZGI V	TONELLI GIULIO	48.688	48.688
1736 ALLIANZGI-FONDS DSPT	TONELLI GIULIO	266.836	266.836
1080 AMERGEN CLINTON NUCLEAR POWER PLANT NONQUALIFIED FUND	TONELLI GIULIO	6.270	6.270
387 AMERICAFIRST DEFENSIVE GROWTH FUND	TONELLI GIULIO	29.516	29.516
429 AMERICAN HEART ASSOCIATION, INC	TONELLI GIULIO	4.151	4.151
430 AMERICAN HEART ASSOCIATION, INC	TONELLI GIULIO	3.359	3.359
1602 AMP CAPITAL GLOBAL INFR SECUR FUND UNHED	TONELLI GIULIO	1.164.001	1.164.001
1605 AMP CAPITAL GLOBAL LISTED INFRASTR. FD	TONELLI GIULIO	391.769	391.769
1476 AMP CAPITAL GLOBAL LISTED INFRASTRUCTURE FUND	TONELLI GIULIO	209.680	209.680
1887 AMP GLOBAL LISTED INFRASIT INDEX FUND HED	TONELLI GIULIO	353.958	353.958
1888 AMP INT EQ IND FD HEDGED	TONELLI GIULIO	34.887	34.887
1889 AMP INTERNATIONAL EQUITY INDEX FUND	TONELLI GIULIO	244.047	244.047
1880 AMUNDI	TONELLI GIULIO	4.521.658	4.521.658
138 AMUNDI ACTIONS ASIE SMART	TONELLI GIULIO	1.453	1.453
142 AMUNDI ACTIONS INTLES SMART BE	TONELLI GIULIO	21.972	21.972
107 AMUNDI FUNDS INDEX EQUITY EURO	TONELLI GIULIO	99.932	99.932
110 AMUNDI FUNDS INDEX EQUITY WORLD	TONELLI GIULIO	8.124	8.124
108 AMUNDI FUNDS INDEX EUROPE ACCOUNT	TONELLI GIULIO	156.718	156.718
109 AMUNDI SIF EUROPEAN EQUITY INDEX FUND	TONELLI GIULIO	5.303	5.303
112 AMUNDI SIF GLOBAL ETHICAL EQUITIES	TONELLI GIULIO	13.242	13.242
1343 ANDRA AP-FONDEN	TONELLI GIULIO	1.458.693	1.458.693
2024 ANIMA SGR SPA - ANIMA ALTO POTENZIALE GLOBALE	TONELLI GIULIO	450.000	450.000
2025 ANIMA SGR SPA - ANIMA EUROPA	TONELLI GIULIO	620.809	620.809
2030 ANIMA SGR SPA - ANIMA GEO EUROPA	TONELLI GIULIO	1.222.807	1.222.807
2031 ANIMA SGR SPA - ANIMA GEO ITALIA	TONELLI GIULIO	3.012.865	3.012.865
2026 ANIMA SGR SPA - ANIMA ITALIA	TONELLI GIULIO	1.803.441	1.803.441
2029 ANIMA SGR SPA - ANIMA STAR EUROPA ALTO POTENZIALE	TONELLI GIULIO	558.000	558.000
2028 ANIMA SGR SPA - FONDO ANIMA SFORZESCO	TONELLI GIULIO	826.241	826.241
2027 ANIMA SGR SPA - FONDO ANIMA VISCONTEO	TONELLI GIULIO	1.437.300	1.437.300
1099 ANNE RAY CHARITABLE TRUST	TONELLI GIULIO	50.200	50.200
414 APL RB EQ CONS CERES	TONELLI GIULIO	282.585	282.585
706 AQR COLLECTIVE INVESTMENT TRUST	TONELLI GIULIO	89.076	89.076
1020 AQR FUNDS - AQR EQUITY MARKET NEUTRAL FUND	TONELLI GIULIO	178.558	178.558
1706 AQR FUNDS - AQR INTERNATIONAL DEFENSIVE EQUITY FUND CORPORATION SERVICE COMPANY	TONELLI GIULIO	17.411	17.411

ASSEMBLEA ORDINARIA

27 APRILE 2016




Esito della votazione sul punto 2

Attribuzione dell'utile di esercizio e distribuzione del dividendo.

1709 AQR FUNDS - AQR INTERNATIONAL MULTI- STYLE FUND CORPORATION SERVICE COMPANY	TONELLI GIULIO	98.844	98.844
1744 AQR FUNDS - AQR INTERNATIONAL MULTI- STYLE FUND CORPORATION SERVICE COMPANY	TONELLI GIULIO	18.414	18.414
1022 AQR FUNDS - AQR LONG SHORT EQUITY FUND	TONELLI GIULIO	40.362	40.362
1714 AQR FUNDS AQR TAX-MANAGED INTL MOMENTUM	TONELLI GIULIO	36.381	36.381
1017 AQR FUNDS- AQR STYLE PREMIA ALTERNATIVE FUND	TONELLI GIULIO	340.910	340.910
1021 AQR FUNDS- AQR STYLE PREMIA ALTERNATIVE LV FUND	TONELLI GIULIO	14.914	14.914
548 AQR GLOBAL DEFENSIVE EQUITY FUND, L.P.	TONELLI GIULIO	9.524	9.524
1959 AQR INTERNATIONAL EQUITY FUND	TONELLI GIULIO	102.739	102.739
1745 AQR INTERNATIONAL MOMENTUM FUND	TONELLI GIULIO	159.672	159.672
546 AQR MULTI-STYLE OFFSHORE FUND, L.P.	TONELLI GIULIO	20.594	20.594
1664 AQR UCITS FUNDS II	TONELLI GIULIO	216.810	216.810
1025 ARAB BANK FOR ECONOMIC DEVELOPMENT IN AFRICA	TONELLI GIULIO	11.386	11.386
2340 ARCHDIOCESE OF HARTFORD INVESTMENT TRUST	TONELLI GIULIO	4.347	4.347
221 AREGE 2IC	TONELLI GIULIO	49.065	49.065
1062 ARGO GLOBAL LISTED INFRASTRUCTURE LIMITED	TONELLI GIULIO	929.683	929.683
1087 ARIEL INTERNATIONAL FUND	TONELLI GIULIO	212.282	212.282
2393 ARIZONA PSPRS TRUST	TONELLI GIULIO	106.290	106.290
1902 ARK LIFE ASSURANCE COMPANY LIMITED	TONELLI GIULIO	73.729	73.729
498 ARKWRIGHT, LLC	TONELLI GIULIO	5.465	5.465
1414 ARRCO LONG TERME	TONELLI GIULIO	168.577	168.577
196 ARRCO LONG TERME D ACTIONS	TONELLI GIULIO	375.419	375.419
2407 ARROWSTREET COLLECTIVE INVESTMENT TRUST	TONELLI GIULIO	349.415	349.415
2408 ARROWSTREET COLLECTIVE INVESTMENT TRUST	TONELLI GIULIO	274.904	274.904
56 ARROWSTREET EAFE ALPHA EXTENSION FUND II	TONELLI GIULIO	842.613	842.613
464 ARROWSTREET INTERNATIONAL EQUITY - EAFE ALPHA EXTENSION FUND	TONELLI GIULIO	232.293	232.293
547 ARROWSTREET MULTI-STRATEGY UMBRELLA PLC	TONELLI GIULIO	500.428	500.428
2401 ARROWSTREET US GROUP TRUST	TONELLI GIULIO	62.971	62.971
2402 ARROWSTREET US GROUP TRUST	TONELLI GIULIO	383.553	383.553
1849 ASR Euro Aandelen Pool	TONELLI GIULIO	578.222	578.222
1848 ASR Europese Aandelen Pool	TONELLI GIULIO	68.429	68.429
159 ASSISTANCE PROTECTION JURIDIQUE	TONELLI GIULIO	83.000	83.000
1819 ASSOCIATION BIENF RETR POL VILLE MONTREA	TONELLI GIULIO	119.766	119.766
167 ASSURANCES BANQUE POPULAIRE IARD	TONELLI GIULIO	13.760	13.760
128 ASSURDIX	TONELLI GIULIO	318.570	318.570
2409 AT&T UNION WELFARE BENEFIT TRUST	TONELLI GIULIO	47.599	47.599
89 ATLAS ENHANCED MASTER FUND	TONELLI GIULIO	40.128	40.128
74 ATLAS MASETR FUND LTD.	TONELLI GIULIO	321.007	321.007
91 ATLAS MASTER FUND LTD.	TONELLI GIULIO	316.113	316.113
147 ATOUT EUROPE CORE +	TONELLI GIULIO	1.143.938	1.143.938
125 ATOUT EUROPE MONDE	TONELLI GIULIO	473.545	473.545
137 ATOUT EUROPE SMART BETA	TONELLI GIULIO	92.191	92.191

ASSEMBLEA ORDINARIA

27 APRILE 2016



Esito della votazione sul punto 2

Attribuzione dell'utile di esercizio e distribuzione del dividendo.

1699 AUSCOAL SUPERANNUATION FUND	TONELLI GIULIO	930.582	930.582
1281 AUSTRALIA POST SUPERANNUATION SCHEME	TONELLI GIULIO	12.000	12.000
1282 AUSTRALIA POST SUPERANNUATION SCHEME	TONELLI GIULIO	22.438	22.438
1599 AUSTRALIAN CATHOLIC SUPERAN RETIREMENT FUND	TONELLI GIULIO	13.321	13.321
428 AUTO CLUB INSURANCE ASSOCIATION	TONELLI GIULIO	66.584	66.584
390 AUTORIDADE MONETARIA DE MACAU	TONELLI GIULIO	87.140	87.140
1770 AVIVA INVEST MANAGER ICVC EURO EQUITY MO	TONELLI GIULIO	280.527	280.527
22 AVIVA INVESTORS INTERNATIONAL INDEX TRACKING FUND	TONELLI GIULIO	40.661	40.661
1961 AVIVA LIFE & PENSIONS UK LIMITED	TONELLI GIULIO	116.274	116.274
1962 AVIVA LIFE & PENSIONS UK LIMITED	TONELLI GIULIO	129.440	129.440
1963 AVIVA LIFE & PENSIONS UK LIMITED	TONELLI GIULIO	141.388	141.388
1968 AVIVA LIFE AND PENSIONS UK LIMITED	TONELLI GIULIO	728.082	728.082
1969 AVIVA LIFE AND PENSIONS UK LIMITED	TONELLI GIULIO	367.402	367.402
1688 AXA EQUITABLE LIFE INSURANCE CO	TONELLI GIULIO	29.298	29.298
1871 AXA GENERATION EQUILIBRE 2 FCPE	TONELLI GIULIO	256.400	256.400
1073 AXA IM ACWI SMARTBETA EQUITY FUND	TONELLI GIULIO	18.000	18.000
2005 AXA INSURANCE LIMITED	TONELLI GIULIO	663.000	663.000
2004 AXA INSURANCE UK PLC	TONELLI GIULIO	42.000	42.000
1881 AXA INVESTMENT MANAGERS	TONELLI GIULIO	2.000.000	2.000.000
1885 AXA LEBEN AG	TONELLI GIULIO	129.000	129.000
1886 AXA LEBEN AG	TONELLI GIULIO	46.000	46.000
1875 AXA VALEURS EURO	TONELLI GIULIO	626.000	626.000
1884 AXA VERSICHERUNGEN AG	TONELLI GIULIO	33.000	33.000
823 AXA WORLD FUNDS	TONELLI GIULIO	69.000	69.000
824 AXA WORLD FUNDS	TONELLI GIULIO	3.090.000	3.090.000
825 AXA WORLD FUNDS	TONELLI GIULIO	1.711.229	1.711.229
2310 AZL BLACKROCK GLOBAL ALLOCATIONFUND	TONELLI GIULIO	27.315	27.315
2309 AZL INTERNATIONAL INDEX FUND	TONELLI GIULIO	102.449	102.449
2308 AZL JPMORGAN INTERNATIONAL OPPORTUNITIES FUND	TONELLI GIULIO	684.747	684.747
1537 BAD COFONDS	TONELLI GIULIO	114.007	114.007
1536 BAD COFONDS II	TONELLI GIULIO	20.413	20.413
1934 BANCO CENTRAL DE TIMOR EST	TONELLI GIULIO	198.139	198.139
1936 BANCO CENTRAL DE TIMOR EST	TONELLI GIULIO	171.907	171.907
297 BANCO NACIONAL DE PANAMA AS TRUSTEE OF FIDEICOMISO FONDO DEAHORRO DE PANAMA	TONELLI GIULIO	8.066	8.066
1169 BANK OF BOTSWANA	TONELLI GIULIO	106.410	106.410
718 BANK OF KOREA	TONELLI GIULIO	117.955	117.955
719 BANK OF KOREA	TONELLI GIULIO	47.362	47.362
1242 BANNER HEALTH	TONELLI GIULIO	382.994	382.994
1456 BANQUE DE LUXEMBOURG	TONELLI GIULIO	993.668	993.668
1618 BANQUE PICTET & CIE SA	TONELLI GIULIO	27.887	27.887
1621 BANQUE PICTET & CIE SA	TONELLI GIULIO	95.193	95.193

ASSEMBLEA ORDINARIA

27 APRILE 2016




Esito della votazione sul punto 2

Attribuzione dell'utile di esercizio e distribuzione del dividendo.

1324 BARING COMPONENT FUNDS	TONELLI GIULIO	760.563	760.563
1311 BARING GLOBAL OPPORTUNITIES UMBRELLA FUND	TONELLI GIULIO	43.334	43.334
1312 BARING GLOBAL OPPORTUNITIES UMBRELLA FUND	TONELLI GIULIO	16.203	16.203
1576 BAYVK A4 FONDS	TONELLI GIULIO	73.373	73.373
1504 BBH FTE ALPHADDEX FND II-F	TONELLI GIULIO	3.356	3.356
1473 BBH LUX FOR FIDELITY FUNDS FUTURES OVERLAY POOL	TONELLI GIULIO	3.179.031	3.179.031
1120 BEAT DRUGS FUND ASSOCIATION	TONELLI GIULIO	3.014	3.014
2379 BELL ATLANTIC MASTER TRUST	TONELLI GIULIO	11.158	11.158
2380 BELL ATLANTIC MASTER TRUST	TONELLI GIULIO	3.579	3.579
2311 BELLSOUTH CORPORATION RFA VEBA TRUST	TONELLI GIULIO	60.547	60.547
33 BERESFORD FUND PLC	TONELLI GIULIO	471.547	471.547
1860 BEST INVESTMENT CORPORATION	TONELLI GIULIO	277.566	277.566
930 BGI MSCI EAFE EQUITY INDEX NON-LENDABLE FUND B	TONELLI GIULIO	719.636	719.636
931 BGI MSCI EMU IMI INDEX FUND B	TONELLI GIULIO	2.095	2.095
929 BGI MSCI EUROPE EQUITY INDEX FUND B	TONELLI GIULIO	684.502	684.502
720 BIMCOR GLOBAL DIVIDEND YIELD POOLED FUND	TONELLI GIULIO	141.884	141.884
721 BIMCOR GLOBAL EQUITY POOLED FUND	TONELLI GIULIO	17.058	17.058
96 BLACK DIAMOND RELATIVE VALUE	TONELLI GIULIO	391.333	391.333
88 BLACK DIAMOND RELATIVE VALUE CAYMAN LP	TONELLI GIULIO	197.296	197.296
1009 BLACKROCK AM DE FOR ISHARES EURO STOXX UCITS ETF (DE)	TONELLI GIULIO	856.273	856.273
1014 BLACKROCK AM DE FOR ISHARES STOXX EUROPE 600 UCITS ETF (DE)	TONELLI GIULIO	1.840.902	1.840.902
1012 BLACKROCK AM DE FOR ISHS EURO STOXX SELECT DIV 30 UCITS ETF DE	TONELLI GIULIO	2.635.042	2.635.042
1010 BLACKROCK AM DE FOR ISHS STOXX EU SELECT DIV 30 UCITS ETF (DE)	TONELLI GIULIO	3.443.373	3.443.373
1011 BLACKROCK AM DE FOR ISHS STOXX EUROPE LARGE 200 UCITS ETF (DE)	TONELLI GIULIO	21.224	21.224
1016 BLACKROCK AM SCHWEIZ AG OBO BIFS WORLD EX SWITZ EQ INDEX FUND	TONELLI GIULIO	9.767	9.767
915 BLACKROCK CDN GLOBAL INFRASTRUCTURE EQUITY INDEX FUND	TONELLI GIULIO	1.426.422	1.426.422
911 BLACKROCK CDN MSCI EAFE EQUITY INDEX FUND	TONELLI GIULIO	623.078	623.078
914 BLACKROCK CDN MSCI EAFE INDEX PLUS FUND	TONELLI GIULIO	16.596	16.596
913 BLACKROCK CDN WORLD INDEX FUND	TONELLI GIULIO	93.536	93.536
1941 BLACKROCK FISSION INDEXED INTL EQUITY FD	TONELLI GIULIO	182.861	182.861
351 BLACKROCK FUNDS GLOBAL OPPORTUNITIES PORTFOLIO	TONELLI GIULIO	363.200	363.200
337 BLACKROCK FUNDS INTERNATIONAL OPPORTUNITIES PORTFOLIO	TONELLI GIULIO	1.173.600	1.173.600
1399 BLACKROCK GLOBAL ALLOATION	TONELLI GIULIO	382.437	382.437
1397 BLACKROCK GLOBAL ALLOCATION	TONELLI GIULIO	1.667.138	1.667.138
1398 BLACKROCK GLOBAL ALLOCATION	TONELLI GIULIO	7.829	7.829
1402 BLACKROCK GLOBAL ALLOCATION	TONELLI GIULIO	29.358	29.358
452 BLACKROCK GLOBAL FUNDS	TONELLI GIULIO	63.326	63.326
2089 BLACKROCK GLOBAL FUNDS	TONELLI GIULIO	330.373	330.373
2090 BLACKROCK GLOBAL FUNDS	TONELLI GIULIO	764.591	764.591
2091 BLACKROCK GLOBAL FUNDS	TONELLI GIULIO	44.269	44.269
2092 BLACKROCK GLOBAL FUNDS	TONELLI GIULIO	376.900	376.900

ASSEMBLEA ORDINARIA

27 APRILE 2016



Esito della votazione sul punto 2

Attribuzione dell'utile di esercizio e distribuzione del dividendo.

835 BLACKROCK GLOBAL INDEX FUNDS	TONELLI GIULIO	50.697	50.697
836 BLACKROCK GLOBAL INDEX FUNDS	TONELLI GIULIO	123.761	123.761
1930 BLACKROCK GLOBAL LISTED INFRASTRUCTURE F	TONELLI GIULIO	36.647	36.647
306 BLACKROCK GLOBAL OPPORTUNITIES EQUITY TRUST	TONELLI GIULIO	1.243.900	1.243.900
294 BLACKROCK GLOBAL OPPORTUNITIES V.I. FUND OF BLACKROCK VARIABLESERIES FUNDS,INC	TONELLI GIULIO	53.200	53.200
1904 BLACKROCK INDEX SELECTION FUND	TONELLI GIULIO	816.981	816.981
1905 BLACKROCK INDEX SELECTION FUND	TONELLI GIULIO	103.067	103.067
1906 BLACKROCK INDEX SELECTION FUND	TONELLI GIULIO	38.375	38.375
1907 BLACKROCK INDEX SELECTION FUND	TONELLI GIULIO	762.844	762.844
1908 BLACKROCK INDEX SELECTION FUND	TONELLI GIULIO	15.456	15.456
1938 BLACKROCK INDEXED ALL-COUNTRY EQUITY FUN	TONELLI GIULIO	9.771	9.771
884 BLACKROCK INST TRUST CO NA INV FUNDSFOR EMPLOYEE BENEFIT TR	TONELLI GIULIO	3.637.372	3.637.372
885 BLACKROCK INST TRUST CO NA INV FUNDSFOR EMPLOYEE BENEFIT TR	TONELLI GIULIO	366.852	366.852
886 BLACKROCK INST TRUST CO NA INV FUNDSFOR EMPLOYEE BENEFIT TR	TONELLI GIULIO	60.659	60.659
887 BLACKROCK INST TRUST CO NA INV FUNDSFOR EMPLOYEE BENEFIT TR	TONELLI GIULIO	247.620	247.620
888 BLACKROCK INST TRUST CO NA INV FUNDSFOR EMPLOYEE BENEFIT TR	TONELLI GIULIO	89.003	89.003
901 BLACKROCK INST TRUST CO NA INV FUNDSFOR EMPLOYEE BENEFIT TR	TONELLI GIULIO	6.822.280	6.822.280
902 BLACKROCK INST TRUST CO NA INV FUNDSFOR EMPLOYEE BENEFIT TR	TONELLI GIULIO	62.628	62.628
903 BLACKROCK INST TRUST CO NA INV FUNDSFOR EMPLOYEE BENEFIT TR	TONELLI GIULIO	1.055.556	1.055.556
904 BLACKROCK INST TRUST CO NA INV FUNDSFOR EMPLOYEE BENEFIT TR	TONELLI GIULIO	8.424	8.424
905 BLACKROCK INST TRUST CO NA INV FUNDSFOR EMPLOYEE BENEFIT TR	TONELLI GIULIO	2.311.539	2.311.539
906 BLACKROCK INST TRUST CO NA INV FUNDSFOR EMPLOYEE BENEFIT TR	TONELLI GIULIO	475.311	475.311
909 BLACKROCK INST TRUST CO NA INV FUNDSFOR EMPLOYEE BENEFIT TR	TONELLI GIULIO	49.267	49.267
910 BLACKROCK INST TRUST CO NA INV FUNDSFOR EMPLOYEE BENEFIT TR	TONELLI GIULIO	96.203	96.203
916 BLACKROCK INST TRUST CO NA INV FUNDSFOR EMPLOYEE BENEFIT TR	TONELLI GIULIO	68.585	68.585
917 BLACKROCK INST TRUST CO NA INV FUNDSFOR EMPLOYEE BENEFIT TR	TONELLI GIULIO	3.094.746	3.094.746
918 BLACKROCK INST TRUST CO NA INV FUNDSFOR EMPLOYEE BENEFIT TR	TONELLI GIULIO	554.238	554.238
919 BLACKROCK INST TRUST CO NA INV FUNDSFOR EMPLOYEE BENEFIT TR	TONELLI GIULIO	752.699	752.699
920 BLACKROCK INST TRUST CO NA INV FUNDSFOR EMPLOYEE BENEFIT TR	TONELLI GIULIO	62.171	62.171
1910 BLACKROCK INSTITUTIONAL POOLED FUNDS PLC	TONELLI GIULIO	99.751	99.751
1912 BLACKROCK INSTITUTIONAL POOLED FUNDS PLC	TONELLI GIULIO	4.026	4.026
1939 BLACKROCK INTERNATIONAL ALPHA TILTS FUND	TONELLI GIULIO	459.805	459.805
311 BLACKROCK INTERNATIONAL GROWTH AND INCOME TRUST	TONELLI GIULIO	1.033.200	1.033.200
2119 BLACKROCK LIFE LIMITED	TONELLI GIULIO	5.936.906	5.936.906
2120 BLACKROCK LIFE LIMITED	TONELLI GIULIO	622.344	622.344
2121 BLACKROCK LIFE LIMITED	TONELLI GIULIO	29.710	29.710
2122 BLACKROCK LIFE LIMITED	TONELLI GIULIO	203.543	203.543
2123 BLACKROCK LIFE LIMITED	TONELLI GIULIO	320.226	320.226
2124 BLACKROCK LIFE LIMITED	TONELLI GIULIO	225.041	225.041
2125 BLACKROCK LIFE LIMITED	TONELLI GIULIO	64.185	64.185
934 BLACKROCK MSCI EUROPE EQUITY ESG SCREENED INDEX FUND B	TONELLI GIULIO	77.803	77.803

ASSEMBLEA ORDINARIA

27 APRILE 2016




Esito della votazione sul punto 2

Attribuzione dell'utile di esercizio e distribuzione del dividendo.

935 BLACKROCK MSCI WORLD EQUITY ESG SCREENED INDEX FUND B	TONELLI GIULIO	258.522	258.522
883 BLACKROCK MSCI WORLD INDEX FUND OF BLACKROCK FUNDS	TONELLI GIULIO	15.968	15.968
359 BLACKROCK MULTI-ASSET INCOME PORTFOLIO OF BLACKROCK FUNDS II	TONELLI GIULIO	1.362.506	1.362.506
1903 BLACKROCK SELECTION FUND	TONELLI GIULIO	189.931	189.931
832 BLACKROCK STRATEGIC FUNDS	TONELLI GIULIO	11.231	11.231
833 BLACKROCK STRATEGIC FUNDS	TONELLI GIULIO	11.438	11.438
834 BLACKROCK STRATEGIC FUNDS	TONELLI GIULIO	96.652	96.652
360 BLACKROCK UTILITY AND INFRASTRUCTURE TRUST	TONELLI GIULIO	743.800	743.800
1945 BLACKROCK WHOLESALE INDEXED INTERNATIONAL	TONELLI GIULIO	167.238	167.238
1181 BLUE SKY GROUP	TONELLI GIULIO	155.949	155.949
1182 BLUE SKY GROUP	TONELLI GIULIO	60.348	60.348
2333 BMO GLOBAL INFRASTRUCTURE FUND	TONELLI GIULIO	68.559	68.559
556 BMO UCITS ETF ICAV	TONELLI GIULIO	21.677	21.677
557 BMO UCITS ETF ICAV	TONELLI GIULIO	10.929	10.929
1592 BNP PARIBAS A FUND	TONELLI GIULIO	640.044	640.044
1583 BNP PARIBAS B PENSION BALANCED	TONELLI GIULIO	1.526.337	1.526.337
1585 BNP PARIBAS B PENSION BALANCED	TONELLI GIULIO	259.557	259.557
1586 BNP PARIBAS B PENSION STABILITY	TONELLI GIULIO	107.153	107.153
1589 BNP PARIBAS FUND I	TONELLI GIULIO	682.775	682.775
1582 BNP PARIBAS FUND III NV	TONELLI GIULIO	948	948
1587 BNP PARIBAS INSTITUTIONAL I	TONELLI GIULIO	30.822	30.822
1588 BNP PARIBAS INSTITUTIONAL I	TONELLI GIULIO	30.665	30.665
1579 BNP PARIBAS L1	TONELLI GIULIO	1.383.021	1.383.021
1580 BNP PARIBAS L1	TONELLI GIULIO	2.046.795	2.046.795
1590 BNP PARIBAS L1	TONELLI GIULIO	2.262.306	2.262.306
1591 BNP PARIBAS L1	TONELLI GIULIO	720.494	720.494
1593 BNP PARIBAS L1	TONELLI GIULIO	490.577	490.577
2322 BNY MELLON EMPLOYEE BENEFIT COLLECTIVE INVESTMENT FUND PLAN	TONELLI GIULIO	10.640	10.640
2331 BNY MELLON EMPLOYEE BENEFIT COLLECTIVE INVESTMENT FUND PLAN	TONELLI GIULIO	156.772	156.772
2360 BNY MELLON EMPLOYEE BENEFIT COLLECTIVE INVESTMENT FUND PLAN	TONELLI GIULIO	206.775	206.775
2361 BNY MELLON EMPLOYEE BENEFIT COLLECTIVE INVESTMENT FUND PLAN	TONELLI GIULIO	1.099.969	1.099.969
2362 BNY MELLON EMPLOYEE BENEFIT COLLECTIVE INVESTMENT FUND PLAN	TONELLI GIULIO	189.988	189.988
2132 BNY MELLON FUNDS TRUST BNY MELLON INTL EQUITY INCOME FUND	TONELLI GIULIO	243.246	243.246
1034 BNY MELLON TR+DEP ATF ST. JAMES'S PLACE GLOBAL EQ UNIT TR	TONELLI GIULIO	448.952	448.952
400 BNY MELLON TRUST AND DEPOSITARY(UK) LTD AS TRUSTEE OF BLACKROCKSYSTEMATIC CONTINENT	TONELLI GIULIO	18.947	18.947
1035 BNY MELLON TRUST+DEP(UK) LTD ATF ST. JS PLACE STRA INC UNIT T	TONELLI GIULIO	72.627	72.627
299 BNYMTD (UK) AS TRUSTEE OF BLACKROCK CONTINENTAL EUROPE EQUITY TRY TRACKER FUND	TONELLI GIULIO	1.969.794	1.969.794
298 BNYMTD (UK) LTD AS TRUSTEE OF BLACKROCK GLOBAL EQUITY FUNDEQUITY FUND	TONELLI GIULIO	212.800	212.800
1807 BOMBARDIER TRUST (CANADA) REAL RETURN AS	TONELLI GIULIO	304.139	304.139
1809 BOMBARDIER TRUST (CANADA) REAL RETURN AS	TONELLI GIULIO	659.327	659.327
1787 BOMBARDIER TRUST U.S. MASTER TRUST	TONELLI GIULIO	70.129	70.129

ASSEMBLEA ORDINARIA

27 APRILE 2016



Esito della votazione sul punto **2**

Attribuzione dell'utile di esercizio e distribuzione del dividendo.

2081 BPL	TONELLI GIULIO	141.239	141.239
2067 BRIDGEWATER ASSOCIATES LP	TONELLI GIULIO	1.221.348	1.221.348
950 BRISTOL COUNTY RETIREMENT SYSTEM	TONELLI GIULIO	20.705	20.705
1919 BRITISH COAL STAFF SUPERANNUATION SCHEME	TONELLI GIULIO	39.796	39.796
1804 BRITISH COLUMBIA INV.MAN.CORPORATION	TONELLI GIULIO	313.781	313.781
1820 BRITISH COLUMBIA INV.MAN.CORPORATION	TONELLI GIULIO	467.350	467.350
1821 BRITISH COLUMBIA INV.MAN.CORPORATION	TONELLI GIULIO	2.790.804	2.790.804
1822 BRITISH COLUMBIA INV.MAN.CORPORATION	TONELLI GIULIO	104.087	104.087
1823 BRITISH COLUMBIA INV.MAN.CORPORATION	TONELLI GIULIO	223.314	223.314
1640 BROOKFIELD GLOB.LIST.REAL EST.UC.FD	TONELLI GIULIO	2.658.025	2.658.025
1810 BROOKFIELD GLOBAL INFRASTRUCTURE SECURIT	TONELLI GIULIO	663.900	663.900
348 BROOKFIELD GLOBAL LISTED INFRASTRUASTURE FUND	TONELLI GIULIO	1.351.218	1.351.218
1811 BROOKFIELD GLOBAL LISTED INFRASTRUCTURE	TONELLI GIULIO	709.506	709.506
345 BROOKFIELD GLOBAL LISTED INFRASTRUCTURE INCOME FD INC	TONELLI GIULIO	3.489.000	3.489.000
1027 BRUNEI INVESTMENT AGENCY	TONELLI GIULIO	61.846	61.846
453 BRUNSWICK UNIT 2 QUALIFIED NUCLEAR DECOMMISSIONING FUND	TONELLI GIULIO	7.969	7.969
1060 BT INSTITUTIONAL INTERNATIONAL SUSTAINABILITY SHARE FUND	TONELLI GIULIO	58.315	58.315
1750 BUREAU OF LABOR FUNDS - LABOR RETIREMENT FUND	TONELLI GIULIO	612.338	612.338
1751 BUREAU OF LABOR FUNDS - LABOR RETIREMENT FUND	TONELLI GIULIO	523.900	523.900
1747 BUREAU OF LABOR FUNDS- LABOR PENSION FUND	TONELLI GIULIO	102.791	102.791
1748 BUREAU OF LABOR FUNDS- LABOR PENSION FUND	TONELLI GIULIO	1.415.153	1.415.153
1749 BUREAU OF LABOR FUNDS- LABOR PENSION FUND	TONELLI GIULIO	1.696.789	1.696.789
1978 BUREAU OF LABOR FUNDS- LABOR PENSION FUND	TONELLI GIULIO	38.369	38.369
1979 BUREAU OF LABOR FUNDS- LABOR PENSION FUND	TONELLI GIULIO	40.908	40.908
1983 BUREAU OF LABOR FUNDS- LABOR PENSION FUND	TONELLI GIULIO	16.440	16.440
1984 BUREAU OF LABOR FUNDS- LABOR PENSION FUND	TONELLI GIULIO	29.275	29.275
1986 BUREAU OF LABOR FUNDS- LABOR PENSION FUND	TONELLI GIULIO	227.321	227.321
2041 BUREAU OF LABOR FUNDS- LABOR PENSION FUND	TONELLI GIULIO	1.360.411	1.360.411
1673 BUREAU OF LABOR FUNDS-LABOR INSURANCE FUND	TONELLI GIULIO	567.264	567.264
1674 BUREAU OF LABOR FUNDS-LABOR INSURANCE FUND	TONELLI GIULIO	688.835	688.835
1746 BUREAU OF LABOR FUNDS-LABOR INSURANCE FUND	TONELLI GIULIO	22.400	22.400
1980 BUREAU OF LABOR FUNDS-LABOR INSURANCE FUND	TONELLI GIULIO	19.770	19.770
1981 BUREAU OF LABOR FUNDS-LABOR INSURANCE FUND	TONELLI GIULIO	28.910	28.910
1982 BUREAU OF LABOR FUNDS-LABOR INSURANCE FUND	TONELLI GIULIO	16.659	16.659
1985 BUREAU OF LABOR FUNDS-LABOR INSURANCE FUND	TONELLI GIULIO	177.708	177.708
2040 BUREAU OF LABOR FUNDS-LABOR INSURANCE FUND	TONELLI GIULIO	566.966	566.966
455 BURNSWICK UNIT 1 QUALIFIED NUCLEAR DECOMMISSIONING FUND	TONELLI GIULIO	7.418	7.418
134 CA ASSURANCES	TONELLI GIULIO	150.862	150.862
120 CAAM ACTIONS DURABLES	TONELLI GIULIO	107.367	107.367
130 CAAM INDEXED FRANCE PLUS	TONELLI GIULIO	339.645	339.645
129 CAAM RESA ACTIONS EURO	TONELLI GIULIO	224.410	224.410

ASSEMBLEA ORDINARIA

27 APRILE 2016



Esito della votazione sul punto 2

Attribuzione dell'utile di esercizio e distribuzione del dividendo.

570 CAISSE DE DEPOT ET PLACEMENT DU QUEBEC	TONELLI GIULIO	2.537.482	2.537.482
746 CALIFORNIA PUBLIC EMPLOYEES RETIREMENT SYSTEM	TONELLI GIULIO	5.839.111	5.839.111
747 CALIFORNIA PUBLIC EMPLOYEES RETIREMENT SYSTEM	TONELLI GIULIO	382.537	382.537
748 CALIFORNIA PUBLIC EMPLOYEES RETIREMENT SYSTEM	TONELLI GIULIO	1.004.300	1.004.300
749 CALIFORNIA PUBLIC EMPLOYEES RETIREMENT SYSTEM	TONELLI GIULIO	287.534	287.534
750 CALIFORNIA PUBLIC EMPLOYEES RETIREMENT SYSTEM	TONELLI GIULIO	196.359	196.359
973 CALIFORNIA PUBLIC EMPLOYEES RETIREMENT SYSTEM	TONELLI GIULIO	2.397.476	2.397.476
568 CALVERT RESP INX SRS, INC.-CLVRT DVD MRKTS EX-U.S. RSP INX FD	TONELLI GIULIO	4.153	4.153
567 CALVERT VP EAFE INTERNATIONAL INDEX PORTFOLIO	TONELLI GIULIO	25.897	25.897
673 CANADA PENSION PLAN INVESTMENT BOARD	TONELLI GIULIO	62.211	62.211
674 CANADA PENSION PLAN INVESTMENT BOARD	TONELLI GIULIO	198.695	198.695
1617 CAPACITY FONDS INSTITUTIONEL-ACTIONS ETRANGERES PIB	TONELLI GIULIO	45.000	45.000
1696 CARBON AWARE INTERNATIONAL SHARES FUND	TONELLI GIULIO	30.134	30.134
223 CARBP DIVERSIFIE	TONELLI GIULIO	149.182	149.182
801 CARL SPAENGLER KAG M.B.H. FOR SPAENGLER IQAM EQUITY EUROPE	TONELLI GIULIO	137.751	137.751
197 CARP - INDO	TONELLI GIULIO	261.954	261.954
300 CASCADE UTILITIES INC RETIREMENT PLAN	TONELLI GIULIO	835	835
1416 CASSETTE DIVERSIFIE	TONELLI GIULIO	116.350	116.350
1197 CATERPILLAR INC MASTER RETIREMENT TRUST	TONELLI GIULIO	48.322	48.322
1199 CATERPILLAR INC. GROUP INSURANCE PLAN TRUST	TONELLI GIULIO	11.662	11.662
1196 CATERPILLAR INVESTMENT TRUST	TONELLI GIULIO	17.494	17.494
2332 CBIS GLOBAL FUNDS PLC	TONELLI GIULIO	46.084	46.084
57 CBO SUPERANNUATION CORPORATION PTY LTD	TONELLI GIULIO	13.175	13.175
2395 CC & L INTERNATIONAL EQUITY FUND	TONELLI GIULIO	50.400	50.400
2396 CC&L GLOBAL EQUITY FUND	TONELLI GIULIO	38.300	38.300
2397 CC&L Q GROUP GLOBAL EQUITY FUND	TONELLI GIULIO	45.000	45.000
912 CDN ACWI ALPHA TILTS FUND	TONELLI GIULIO	107.673	107.673
484 CELANESE AMERICAS RETIREMENT PENSION PLAN	TONELLI GIULIO	23.137	23.137
940 CELANESE AMERICAS RETIREMENT PENSION PLAN	TONELLI GIULIO	147.230	147.230
563 CENTRAL PROVIDENT FUND BOARD	TONELLI GIULIO	13.758	13.758
564 CENTRAL PROVIDENT FUND BOARD	TONELLI GIULIO	23.111	23.111
2314 CENTRAL STATES SOUTHEAST AND SOUTHWEST AREAS PENSION FUND	TONELLI GIULIO	770.157	770.157
1243 CENTURYLINK, INC. DEFINED BENEFIT MASTER TRUST	TONELLI GIULIO	221.538	221.538
1198 CENTURYLINK, INC. DEFINED CONTRIBUTION PLAN MASTER TRUST	TONELLI GIULIO	170.947	170.947
2105 CF GLOBAL EXPANDED ALPHA I FUNDONE	TONELLI GIULIO	63.300	63.300
2103 CF INTERNATIONAL STOCK INDEX FUND ONE	TONELLI GIULIO	131.218	131.218
312 CF MACQUARIE GLOBAL INFRASTRUCTURE SECURITIES FUND	TONELLI GIULIO	79.440	79.440
43 CFSIL - COLONIAL FIRST STATE GLOBAL ASSET MANAGEMENT MULTI SECTOR TRUST 1	TONELLI GIULIO	972	972
68 CFSIL RE COLONIAL FIRST STATE INVESTMENT FUND 10	TONELLI GIULIO	19.911	19.911
510 CGE INVESTMENTS (NO. 2) S.A.R.L.	TONELLI GIULIO	13.757	13.757
1107 CHEVRON MASTER PENSION TRUST	TONELLI GIULIO	36.935	36.935

ASSEMBLEA ORDINARIA

27 APRILE 2016



Esito della votazione sul punto 2

Attribuzione dell'utile di esercizio e distribuzione del dividendo.

1931 CHINA LIFE INSURANCE (GROUP) COMPANY	TONELLI GIULIO	32.707	32.707
1063 CHRISTIAN SUPER	TONELLI GIULIO	6.235	6.235
1064 CHRISTIAN SUPER	TONELLI GIULIO	16.307	16.307
98 CHUNGHWA POST CO LTD	TONELLI GIULIO	138.851	138.851
1956 CHURCH COMMISSIONERS FOR ENGLAND	TONELLI GIULIO	11.058	11.058
1284 CHURCH OF ENGLAND INVESTMENT FUND FOR PENSIONS	TONELLI GIULIO	38.553	38.553
2449 CIBC EUROPEAN INDEX FUND	TONELLI GIULIO	12.470	12.470
2448 CIBC INTERNATIONAL INDEX FUND	TONELLI GIULIO	31.197	31.197
2450 CIBC POOLED INTERNATIONAL EQUITY INDEX FUND	TONELLI GIULIO	30.279	30.279
1159 CINDY SPRINGS, LLC	TONELLI GIULIO	3.478	3.478
1160 CINDY SPRINGS, LLC	TONELLI GIULIO	50.018	50.018
317 CITIBANK INTERNATIONAL PLC AS TRUSTEE FOR VIRGIN CLIMATE CHANGE	TONELLI GIULIO	569.304	569.304
1403 CITIGROUP GLOBAL MARKETS	TONELLI GIULIO	458.678	458.678
2316 CITIGROUP PENSION PLAN	TONELLI GIULIO	588.800	588.800
458 CITW FUND, LP	TONELLI GIULIO	4.555	4.555
1244 CITY OF AUSTIN EMPLOYEES RETIREMENT SYSTEM	TONELLI GIULIO	203.060	203.060
1112 CITY OF LOS ANGELES FIRE AND POLICE PENSION PLAN	TONELLI GIULIO	109.267	109.267
1113 CITY OF LOS ANGELES FIRE AND POLICE PENSION PLAN	TONELLI GIULIO	30.000	30.000
2378 CITY OF NEW YORK DEFERRED CPMPENSATION PLAN	TONELLI GIULIO	77.434	77.434
677 CITY OF NEW YORK GROUP TRUST	TONELLI GIULIO	1.493.705	1.493.705
678 CITY OF NEW YORK GROUP TRUST	TONELLI GIULIO	94.065	94.065
679 CITY OF NEW YORK GROUP TRUST	TONELLI GIULIO	2.035.774	2.035.774
680 CITY OF NEW YORK GROUP TRUST	TONELLI GIULIO	74.554	74.554
681 CITY OF NEW YORK GROUP TRUST	TONELLI GIULIO	1.759.237	1.759.237
682 CITY OF NEW YORK GROUP TRUST	TONELLI GIULIO	179.070	179.070
1754 CITY OF PHILADELPHIA PUBLIC RETIREMENT	TONELLI GIULIO	67.360	67.360
660 CLEARBRIDGE ADVISORS, LLC	TONELLI GIULIO	2.976	2.976
1608 CM-CIC PERSPECTIVE STRATEGIE 50	TONELLI GIULIO	14.880	14.880
177 CNP ASSUR EDRAM ACTIONS EUROPE	TONELLI GIULIO	1.112.600	1.112.600
236 CNP ASSUR EDRAM ACTIONS EUROPE	TONELLI GIULIO	183.800	183.800
164 CNP ASSUR VALEURS	TONELLI GIULIO	75.599	75.599
2313 CO-OPERATIVE SUPERANNUATION SOCIETY PENSION PLAN	TONELLI GIULIO	56.882	56.882
1500 COH STEERS COLL INVESTM TCS GL LIS IN	TONELLI GIULIO	264.957	264.957
519 COHEN & STEERS GLOBAL INCOME BUILDER, INC.	TONELLI GIULIO	153.517	153.517
518 COHEN & STEERS GLOBAL INFRASTRUCTURE FUND, INC	TONELLI GIULIO	1.112.793	1.112.793
520 COHEN & STEERS REAL ASSETS FUND, INC	TONELLI GIULIO	108.196	108.196
1393 COHEN & STEERS SICAV GLOBAL	TONELLI GIULIO	28.036	28.036
517 COHEN + STEERS INFRASTRUCTURE FUND, INC.	TONELLI GIULIO	11.689.411	11.689.411
1876 COLISEE IFC 1 FCP	TONELLI GIULIO	555.000	555.000
558 COLLEGE RETIREMENT EQUITIES FUND	TONELLI GIULIO	1.163.242	1.163.242
951 COLLEGE RETIREMENT EQUITIES FUND	TONELLI GIULIO	2.807.360	2.807.360

ASSEMBLEA ORDINARIA

27 APRILE 2016




Esito della votazione sul punto 2

Attribuzione dell'utile di esercizio e distribuzione del dividendo.

952 COLLEGE RETIREMENT EQUITIES FUND	TONELLI GIULIO	242.403	242.403
2312 COLLEGES OF APPLIED ARTS AND TECHNOLOGY PENSION P	TONELLI GIULIO	391.827	391.827
16 COLONIAL FIRST STATE INVESTMENTS LIMITED.	TONELLI GIULIO	2.834.492	2.834.492
23 COLONIAL FIRST STATE INVESTMENTS LIMITED.	TONELLI GIULIO	16.109	16.109
24 COLONIAL FIRST STATE INVESTMENTS LIMITED.	TONELLI GIULIO	90.821	90.821
34 COLONIAL FIRST STATE INVESTMENTS LIMITED.	TONELLI GIULIO	132.102	132.102
35 COLONIAL FIRST STATE INVESTMENTS LIMITED.	TONELLI GIULIO	78.686	78.686
36 COLONIAL FIRST STATE INVESTMENTS LIMITED.	TONELLI GIULIO	839.523	839.523
42 COLONIAL FIRST STATE INVESTMENTS LTD	TONELLI GIULIO	530.643	530.643
45 COLONIAL FIRST STATE INVESTMENTS LTD	TONELLI GIULIO	20.290	20.290
1992 COLUMBIA GLOBAL INFRASTRUCTURE FUND	TONELLI GIULIO	677.760	677.760
1685 COMMINGLED PENSION FUND ENHANCED INDEX)	TONELLI GIULIO	33.684	33.684
1686 COMMINGLED PENSION TRUST FUND INTERNATIONAL EQUITY INDEX	TONELLI GIULIO	1.828.339	1.828.339
985 COMMON TRUST ITALY FUND	TONELLI GIULIO	1.969.833	1.969.833
537 COMMONFUND INTERNATIONAL FOCUS FUND I, LLC	TONELLI GIULIO	253.414	253.414
613 COMMONFUND INTERNATIONAL FOCUS FUND II, LLC	TONELLI GIULIO	170.804	170.804
1309 COMMONWEALTH GLOBAL SHARE FUND 29	TONELLI GIULIO	6.641	6.641
2345 COMMONWEALTH OF PENNSYLVANIA TRAEASURY DEPT.	TONELLI GIULIO	18.603	18.603
2346 COMMONWEALTH OF PENNSYLVANIA TRAEASURY DEPT.	TONELLI GIULIO	90.073	90.073
2315 COMMONWEALTH OF PENNSYLVANIA STATE EMPLOYEES RETIREMENT SYSTEM.	TONELLI GIULIO	310.635	310.635
1186 COMMONWEALTH SUPERANN CORP ATF ARIA INVESTMENTS TR	TONELLI GIULIO	183.118	183.118
397 COMPASS EMP DEVELOPED 500 ENHANCED VOLATILITY WEIGHTED INDEXETF	TONELLI GIULIO	16.897	16.897
456 COMPASS EMP INTERNATIONAL 500 ENHANCED VOLATILITY WEIGHTED FUND	TONELLI GIULIO	5.909	5.909
71 COMPASS EMP INTERNATIONAL 500 VOLATILITY WEIGHTED FUND	TONELLI GIULIO	2.624	2.624
72 COMPASS EMP INTERNATIONAL 500 VOLATILITY WEIGHTED FUND	TONELLI GIULIO	11.442	11.442
2140 COMPASS EMP INTERNATIONAL 500 VOLATILITY WEIGHTED INDEX ETF	TONELLI GIULIO	37.668	37.668
216 CONCORDE 96	TONELLI GIULIO	84.800	84.800
1933 CONNECTICUT GENERAL LIFE INSURANCE COMPA	TONELLI GIULIO	25.331	25.331
907 CONNECTICUT GENERAL LIFE INSURANCE COMPANY	TONELLI GIULIO	9.403	9.403
965 CONSOLIDATED EDISON RETIREMENT PLAN	TONELLI GIULIO	800.750	800.750
966 CONSOLIDATED EDISON RETIREMENT PLAN	TONELLI GIULIO	252.768	252.768
1927 CONSTRUCTION AND BUILDING UNIONS SUPERAN	TONELLI GIULIO	64.719	64.719
2323 COUNTY EMPLOYEES ANNUITY AND BENEFIT FUND OF COOK COUNTY	TONELLI GIULIO	85.520	85.520
2324 COUNTY EMPLOYEES ANNUITY AND BENEFIT FUND OF COOK COUNTY	TONELLI GIULIO	347.551	347.551
2325 COUNTY EMPLOYEES ANNUITY AND BENEFIT FUND OF COOK COUNTY	TONELLI GIULIO	92.329	92.329
2326 COUNTY EMPLOYEES ANNUITY AND BENEFIT FUND OF COOK COUNTY	TONELLI GIULIO	85.338	85.338
160 COVEA FINANCE ACTIPERFORMANCE	TONELLI GIULIO	2.293.762	2.293.762
132 CPR EURO HIGH DIVIDEND	TONELLI GIULIO	609.654	609.654
135 CPR PROGRES DURABLE EUROPE	TONELLI GIULIO	44.660	44.660
161 CROISSANCE DIVERSIFIE	TONELLI GIULIO	7.421	7.421
1083 CSAA INSURANCE EXCHANGE	TONELLI GIULIO	32.444	32.444

ASSEMBLEA ORDINARIA

27 APRILE 2016



Esito della votazione sul punto **2**

Attribuzione dell'utile di esercizio e distribuzione del dividendo.

1036 CUMBRIA LOCAL GOVERNMENT PENSION SCHEME	TONELLI GIULIO	536.871	536.871
1634 DAIWA PAN EUROPEAN HIGH DIVIDEND YIELD STOCK MOTHER FUND	TONELLI GIULIO	480.000	480.000
1845 DAS SA	TONELLI GIULIO	38.400	38.400
378 DB X TRACKERS MSCI EUROPE EQUITY	TONELLI GIULIO	912.449	912.449
2033 DEAM FONDS ATZM	TONELLI GIULIO	30.000	30.000
423 DEAM-FONDS DCG EQ DEAM-FONDS DCG EQ	TONELLI GIULIO	18.162	18.162
2038 DEAM-FONDS MMM II DEUTSCHE ASSET AND WEALTH MANAGEMENT INVESTMENT GMBH	TONELLI GIULIO	248.492	248.492
862 DEAWM FOR OPPENHEIM DYNAMIC EUROPE BALANCE	TONELLI GIULIO	24.215	24.215
703 DEAWM INV GMBH FOR DEAM-FONDS CPT	TONELLI GIULIO	17.600	17.600
867 DEAWM INV GMBH FOR DEUTSCHE QUANT EQUITY EUROPE	TONELLI GIULIO	61.936	61.936
860 DEAWM INV GMBH FOR DEUTSCHE QUANT EQUITY LOW VOLATILITY EUROPE	TONELLI GIULIO	1.146.854	1.146.854
868 DEAWM INVEST GMBH FOR FOS PERFORMANCE UND SICHERHEIT	TONELLI GIULIO	132.000	132.000
1533 DEKA MASTER HAEK I	TONELLI GIULIO	132.997	132.997
2087 DELTA LLOYD INST. WERELD FONDS	TONELLI GIULIO	75.035	75.035
2088 DELTA LLOYD INVESTMENT FUND	TONELLI GIULIO	2.077.964	2.077.964
1781 DELTA MASTER TRUST	TONELLI GIULIO	128.967	128.967
946 DEPARTMENT OF STATE LANDS	TONELLI GIULIO	148.133	148.133
861 DEUT ASS & WEALTH MNGM INV GMBH FOR BASLER-AKTIONFONDS DWS	TONELLI GIULIO	1.000.000	1.000.000
700 DEUT ASS & WEALTH MNGM INV GMBH FOR DEAM FONDS AO 1	TONELLI GIULIO	4.000	4.000
699 DEUT ASS & WEALTH MNGM INV GMBH FOR DEAM NKS-FONDS	TONELLI GIULIO	60.000	60.000
689 DEUT ASS & WEALTH MNGM INV GMBH FOR DEAM-FONDS AKTIEN-BM-F I	TONELLI GIULIO	51.000	51.000
694 DEUT ASS & WEALTH MNGM INV GMBH FOR DEAM-FONDS BKM 1	TONELLI GIULIO	65.000	65.000
763 DEUT ASS & WEALTH MNGM INV GMBH FOR DEAM-FONDS BPT	TONELLI GIULIO	206.000	206.000
696 DEUT ASS & WEALTH MNGM INV GMBH FOR DEAM-FONDS DKS 1	TONELLI GIULIO	35.000	35.000
690 DEUT ASS & WEALTH MNGM INV GMBH FOR DEAM-FONDS ENPT	TONELLI GIULIO	24.000	24.000
697 DEUT ASS & WEALTH MNGM INV GMBH FOR DEAM-FONDS GDP 1	TONELLI GIULIO	72.000	72.000
761 DEUT ASS & WEALTH MNGM INV GMBH FOR DEAM-FONDS GHS	TONELLI GIULIO	460.000	460.000
765 DEUT ASS & WEALTH MNGM INV GMBH FOR DEAM-FONDS GSK 1	TONELLI GIULIO	20.800	20.800
760 DEUT ASS & WEALTH MNGM INV GMBH FOR DEAM-FONDS MASP	TONELLI GIULIO	100.000	100.000
695 DEUT ASS & WEALTH MNGM INV GMBH FOR DEAM-FONDS MPI 1	TONELLI GIULIO	48.450	48.450
759 DEUT ASS & WEALTH MNGM INV GMBH FOR DEAM-FONDS PG EQ	TONELLI GIULIO	131.830	131.830
693 DEUT ASS & WEALTH MNGM INV GMBH FOR DEAM-FONDS PMB 1	TONELLI GIULIO	6.000	6.000
698 DEUT ASS & WEALTH MNGM INV GMBH FOR DEAM-FONDS PMF 1	TONELLI GIULIO	110.000	110.000
691 DEUT ASS & WEALTH MNGM INV GMBH FOR DEAM-FONDS PPC EQ	TONELLI GIULIO	37.202	37.202
688 DEUT ASS & WEALTH MNGM INV GMBH FOR DEAM-FONDS PPC GEQ	TONELLI GIULIO	14.240	14.240
702 DEUT ASS & WEALTH MNGM INV GMBH FOR DEAM-FONDS ZSB 1	TONELLI GIULIO	150.000	150.000
859 DEUT ASS & WEALTH MNGM INV GMBH FOR DWS EUROPE DYNAMIC	TONELLI GIULIO	200.000	200.000
863 DEUT ASS & WEALTH MNGM INV GMBH FOR OP STRATEGIEPORTFOLIO IV	TONELLI GIULIO	115.975	115.975
864 DEUT ASS & WEALTH MNGM INV GMBH FOR OPPENHEIM GLOBAL STRATEGIE	TONELLI GIULIO	22.412	22.412
865 DEUT ASS & WEALTH MNGM INV GMBH FOR OPPENHEIM GLOBAL-INVEST	TONELLI GIULIO	73.481	73.481
866 DEUT ASS & WEALTH MNGM INV GMBH FOR SOP EUROLANDWERTE	TONELLI GIULIO	109.519	109.519