

# ASSEMBLEA ORDINARIA

## 27 APRILE 2016




Esito della votazione sul punto **2**

### Attribuzione dell'utile di esercizio e distribuzione del dividendo.

701 DEUT ASS & WEALTH MNGM INV GMBH FOR STIFTUNGSFONDS SVC 1	TONELLI GIULIO	7.000	7.000
858 DEUT ASS & WEALTH MNGM INV GMBH FOR WWF REND UND NACHHALTIG	TONELLI GIULIO	600.000	600.000
870 DEUT ASS & WEALTH MNGM INV GMBH FOR WWF STRATEGIE-FONDS NR. 1	TONELLI GIULIO	500.000	500.000
871 DEUTSCHE A AND W MANAGEMENT INVESTMENT S.A. FOR DWS ETOILE	TONELLI GIULIO	5.700	5.700
2032 DEUTSCHE ASSET AND WEALTH MANAGEMENT INVESTMENT	TONELLI GIULIO	270.000	270.000
692 DEUTSCHE ASSET AND WEALTH MNGM INV GMBH FOR OP-FONDS WWF	TONELLI GIULIO	11.349	11.349
869 DEUTSCHE AT AND W MGMT INVEST GMBH FOR MULTI INDEX EQT FD	TONELLI GIULIO	18.921	18.921
634 DEUTSCHE EAFE EQUITY INDEX FUND	TONELLI GIULIO	8.767	8.767
1481 DEUTSCHE Global Infrastructure Fund	TONELLI GIULIO	13.047.500	13.047.500
837 DEUTSCHE INVEST I	TONELLI GIULIO	2.754.200	2.754.200
838 DEUTSCHE INVEST I	TONELLI GIULIO	15.357	15.357
947 DEUTSCHE STRATEGIC EQUITY LONG/SHORT FUND	TONELLI GIULIO	47.320	47.320
457 DEUTSCHE X-TRACKERS FTSE DEVELOPED EX US COMPREHENSIVE FACTOR ETF	TONELLI GIULIO	516	516
381 DEUTSCHE X-TRACKERS MSCI ALL WORLD EX US HEDGED EQUITY ETF	TONELLI GIULIO	9.170	9.170
2130 DEUTSCHE X-TRACKERS MSCI ALL WORLD EX US HIGH DIVIDEND YIELDHEDGED EQUITY ETF	TONELLI GIULIO	1.815	1.815
338 DEUTSCHE X-TRACKERS MSCI EAFE HEDGE EQUITY ETF	TONELLI GIULIO	2.092.225	2.092.225
426 DEUTSCHE X-TRACKERS MSCI EAFE HIGH DIVIDEND YIELD HEDGED EQUITYETF	TONELLI GIULIO	4.269	4.269
403 DEUTSCHE X-TRACKERS MSCI EMU HEDGED EQUITY ETF	TONELLI GIULIO	43.117	43.117
427 DEUTSCHE X-TRACKERS MSCI EMU HIGH DIVIDEND YIELD HEDGED EQUITY E	TONELLI GIULIO	17.581	17.581
432 DEUTSCHE X-TRACKERS MSCI ITALY HEDGED EQUITY ETF	TONELLI GIULIO	14.563	14.563
424 DEUTSCHE X-TRACKERS MSCI SOUTHERN EUROPE HEDGED EQUITY ETF	TONELLI GIULIO	6.291	6.291
933 DEVELOPED EX-FOSSIL FUEL INDEX FUND B	TONELLI GIULIO	11.153	11.153
1143 DFI LP EQUITY (PASSIVE)	TONELLI GIULIO	4.047	4.047
2321 DIOCESE OF VENICE PENSION PLAN & TRUST	TONELLI GIULIO	2.334	2.334
1419 DIVERSIFIE ACTIONS 50-65 DU CD	TONELLI GIULIO	5.875	5.875
785 DIVERSIFIED MARKETS (2010) POOLED FUND TRUST	TONELLI GIULIO	77.241	77.241
685 DIVERSIFIED REAL ASSET CIT	TONELLI GIULIO	169.962	169.962
686 DIVERSIFIED REAL ASSET CIT	TONELLI GIULIO	343.501	343.501
664 DIVERSIFIED REAL ASSET INCOME FUND	TONELLI GIULIO	1.232.496	1.232.496
1201 DOMINION RESOURCES INC. MASTER TRUST	TONELLI GIULIO	91.658	91.658
1108 DOW RETIREMENT GROUP TRUST	TONELLI GIULIO	97.742	97.742
408 DREYFUS INDEX FUNDS INC DREYFUS INTERNATIONAL STC	TONELLI GIULIO	93.495	93.495
391 DREYFUS OPPORTUNITY FUNDS - DREYFUS STRATEGIC BETA GLOBAL EQUITY	TONELLI GIULIO	3.275	3.275
402 DREYFUS PREMIER INVESTMENT FUNDS,INC-DREYFUS GLOBAL INFRASTRUCTU	TONELLI GIULIO	63.220	63.220
2104 DT INTERNATIONAL STOCK INDEX FUND ONE	TONELLI GIULIO	137.146	137.146
2418 DUKE UNIVERSITY	TONELLI GIULIO	60.650	60.650
339 DUNHAM INTERNATIONAL STOCK FUND	TONELLI GIULIO	71.665	71.665
944 DUPONT PENSION TRUST	TONELLI GIULIO	1.635.198	1.635.198
1142 DYNASTY INVEST, LTD	TONELLI GIULIO	3.144	3.144
431 EAGLE INTERNATIONAL STOCK FUND	TONELLI GIULIO	51.468	51.468
318 EASTSPRING INVESTMENTS	TONELLI GIULIO	7.782	7.782

# ASSEMBLEA ORDINARIA

## 27 APRILE 2016



Esito della votazione sul punto 2

### Attribuzione dell'utile di esercizio e distribuzione del dividendo.

176 ECOFI ACTIONS SCR	TONELLI GIULIO	170.688	170.688
163 ECUREUIL ENERGIE	TONELLI GIULIO	471.563	471.563
1531 EDMOND DE ROTHSCHILD AM	TONELLI GIULIO	1.600.000	1.600.000
1882 EDMOND DE ROTHSCHILD AM	TONELLI GIULIO	7.322.400	7.322.400
116 EDMOND DE ROTHSCHILD ASSET MANAGEMENT	TONELLI GIULIO	3.831.700	3.831.700
117 EDMOND DE ROTHSCHILD ASSET MANAGEMENT	TONELLI GIULIO	503.000	503.000
75 ELECTRON GLOBAL MASTER FUND LP CO ELECTRON CAPITAL PARTNERS LLC	TONELLI GIULIO	46.942	46.942
2099 EMPLOYEES RETIREMENT SYSTEM OF THE CITY OF BALTIMORE	TONELLI GIULIO	14.700	14.700
542 ENERGY INSURANCE MUTUAL LIMITED	TONELLI GIULIO	10.266	10.266
1280 ENERGY INVESTMENT FUND	TONELLI GIULIO	1.234.012	1.234.012
1600 ENHANCED INDEX INTERNATIONAL SHARE FUND	TONELLI GIULIO	265.730	265.730
1601 ENHANCED INDEX INTERNATIONAL SHARE FUND	TONELLI GIULIO	54.765	54.765
1606 ENHANCED INDEX INTERNATIONAL SHARE FUND	TONELLI GIULIO	170.702	170.702
181 EPARGNE PRUDENCE THALES	TONELLI GIULIO	73.393	73.393
1993 EQ ADVISOR TRUST ATM INTERNATIONAL PORTFOLIO	TONELLI GIULIO	188.107	188.107
1995 EQ ADVISORS TRUST - AXA INTERNATIONAL CORE MANAGED VOLATILITY PORTFOLIO	TONELLI GIULIO	150.349	150.349
1785 EQ ADVISORS TRUST - AXA INTERNATIONAL MANAGED VOLATILITY PORTFOLIO	TONELLI GIULIO	77.552	77.552
1932 EQ ADVISORS TRUST - EQ/INTERNATIONAL GRO	TONELLI GIULIO	3.000	3.000
1940 EQ ADVISORS TRUST-AXA GLOBAL EQ MANAGED	TONELLI GIULIO	114.600	114.600
1994 EQ ADVISORS TRUST-AXA TACTICAL MANAGER I	TONELLI GIULIO	288.550	288.550
1788 EQ ALLIANCE DYNAMIC WEALTH STRATEGIES PO	TONELLI GIULIO	64.322	64.322
1991 EQ ADVISORS TRUST - AXA TEMPLETON GLOBAL	TONELLI GIULIO	27.293	27.293
1794 ETFs DIVERSIFIED-FACTOR DEVELOPED EUROPE INDEX FUND	TONELLI GIULIO	325	325
2021 ETHIS VALEURS	TONELLI GIULIO	80.000	80.000
1428 ETOILE ACTIONS INTERNATIONALES	TONELLI GIULIO	274.298	274.298
1420 ETOILE ENERGIE EUROPE	TONELLI GIULIO	46.204	46.204
1429 ETOILE GESTION	TONELLI GIULIO	99.714	99.714
103 EURIZONCAPITAL SGR S.P.A. - EURIZON AZIONI AREA EURO	TONELLI GIULIO	60.620	60.620
104 EURIZONCAPITAL SGR S.P.A. - EURIZON AZIONI ITALIA	TONELLI GIULIO	2.628.264	2.628.264
927 EURO EX-UK ALPHA TITLS FUND B	TONELLI GIULIO	199.600	199.600
936 EUROPEEX-CONTROVERSIAL WEAPONS EQUITY INDEX FUND B	TONELLI GIULIO	427.351	427.351
2327 EVANGELICAL LUTHERAN CHURCH IN AMERICA BOARD OF PENSIONS	TONELLI GIULIO	45.683	45.683
2328 EVANGELICAL LUTHERAN CHURCH IN AMERICA BOARD OF PENSIONS	TONELLI GIULIO	48.411	48.411
2329 EVANGELICAL LUTHERAN CHURCH IN AMERICA BOARD OF PENSIONS	TONELLI GIULIO	10.763	10.763
2330 EVANGELICAL LUTHERAN CHURCH IN AMERICA BOARD OF PENSIONS	TONELLI GIULIO	41.581	41.581
183 EVIAN A EQUILIBRE	TONELLI GIULIO	15.129	15.129
1105 EXELON CORPORATION NUCLEAR DECOMMISSION TRUST - NON TAX QUAL	TONELLI GIULIO	1.387	1.387
1085 EXELON PEACH BOTTOM UNIT 1 QUALIFIED FUND	TONELLI GIULIO	4.456	4.456
2381 EXPRESS SCRIPTS, INC. 401 (K) PLAN	TONELLI GIULIO	34.037	34.037
1031 FAMILY INVESTMENTS CHILD TRUST FUND	TONELLI GIULIO	60.231	60.231
1032 FAMILY INVESTMENTS GLOBAL ICVC FAMILY BALANCED INT FUND	TONELLI GIULIO	62.073	62.073

# ASSEMBLEA ORDINARIA

## 27 APRILE 2016




Esito della votazione sul punto 2

### Attribuzione dell'utile di esercizio e distribuzione del dividendo.

215 FC CARPIMKO	TONELLI GIULIO	150.554	150.554
1168 FCM INTERNATIONAL LLC	TONELLI GIULIO	3.000	3.000
1612 FCP GROUPE BRIAND	TONELLI GIULIO	490	490
212 FCP A.A. - GROUPAMA - ISR	TONELLI GIULIO	227.000	227.000
220 FCP ABP PERP	TONELLI GIULIO	87.555	87.555
1874 FCP AIR FRANCE IFC	TONELLI GIULIO	31.601	31.601
2019 FCP ALM REUNICA DIVERSIFIE	TONELLI GIULIO	82.000	82.000
141 FCP AMUNDI ACTIONS INTERNATIONALES	TONELLI GIULIO	79.761	79.761
148 FCP AMUNDI ACTIONS INTERNATIONALES	TONELLI GIULIO	54.302	54.302
143 FCP AMUNDI HORIZON	TONELLI GIULIO	5.660	5.660
205 FCP AMUNDI HORIZON	TONELLI GIULIO	253.097	253.097
153 FCP AMUNDI INDEX EQUITY EUROPE LOW CARBON	TONELLI GIULIO	56.323	56.323
151 FCP AMUNDI INDEX EQUITY GLOBAL LOW CARBON	TONELLI GIULIO	30.597	30.597
152 FCP AMUNDI INDEX EQUITY GLOBAL MULTI SMART ALLOCATION SCIENTIFICBETA	TONELLI GIULIO	7.595	7.595
121 FCP AMUNDI RENDEMENT PLUS	TONELLI GIULIO	173.120	173.120
192 FCP ARRCO LONG TERME C	TONELLI GIULIO	164.459	164.459
1877 FCP AXIVA ACTION 1	TONELLI GIULIO	30.268	30.268
1522 FCP BNP PARIBAS ACTIONS EUROLAND	TONELLI GIULIO	300.906	300.906
1523 FCP BNP PARIBAS ACTIONS EUROPE	TONELLI GIULIO	9.142	9.142
213 FCP BOURBON 4	TONELLI GIULIO	58.926	58.926
1525 FCP CAMGEST.SIT.SPECIAL.	TONELLI GIULIO	257.430	257.430
234 FCP CARPIMKO EUROPE	TONELLI GIULIO	81.416	81.416
227 FCP CAVEC GROUPAMA DIVERSIFIE	TONELLI GIULIO	117.135	117.135
1866 FCP CNP ACTIONS EM	TONELLI GIULIO	680.185	680.185
144 FCP COLOMBES 6 BIS	TONELLI GIULIO	180.000	180.000
1878 FCP COMPT EUROPE	TONELLI GIULIO	180.000	180.000
230 FCP ECOFI FLEXIBLE	TONELLI GIULIO	19.252	19.252
231 FCP ECOFI OPTIM LCR	TONELLI GIULIO	15.400	15.400
219 FCP ECUREUIL PROFIL 90	TONELLI GIULIO	890.718	890.718
175 FCP ECUREUIL RETRAITE EURO ACTIONS 4	TONELLI GIULIO	240.000	240.000
200 FCP ERISA DIVERSIFIE 2	TONELLI GIULIO	230.000	230.000
1609 FCP ES DYNAMIQUE	TONELLI GIULIO	86.010	86.010
1520 FCP FDNC ACTIONS EUROPE	TONELLI GIULIO	293.510	293.510
195 FCP FDRN AMUNDI	TONELLI GIULIO	89.767	89.767
1893 FCP GAILLON MAITRE ACTIONS	TONELLI GIULIO	42.292	42.292
1524 FCP GERISO	TONELLI GIULIO	6.045	6.045
238 FCP HSBC ACTIONS MONDE	TONELLI GIULIO	109.363	109.363
199 FCP ICARE	TONELLI GIULIO	31.436	31.436
1869 FCP KLESIA A DIVERSIFIE	TONELLI GIULIO	262.000	262.000
257 FCP LBPAM ACTIONS EUROPE	TONELLI GIULIO	765.070	765.070
256 FCP LBPAM VOIE LACTEE 1	TONELLI GIULIO	46.919	46.919

# ASSEMBLEA ORDINARIA

## 27 APRILE 2016



**Esito della votazione sul punto 2**

### **Attribuzione dell'utile di esercizio e distribuzione del dividendo.**

239 FCP MONDIAL VALOR	TONELLI GIULIO	753	753
218 FCP NATIXIS IONIS	TONELLI GIULIO	30.969	30.969
235 FCP POLLUX	TONELLI GIULIO	11.000	11.000
228 FCP PORT ROYAL EQUILIBRE	TONELLI GIULIO	103.055	103.055
211 FCP PORTFOLIO LCR ACTIONS	TONELLI GIULIO	47.509	47.509
1616 FCP PROVENCE DIVERSIFIE	TONELLI GIULIO	480	480
224 FCP RL PREVOYANCE	TONELLI GIULIO	108.203	108.203
179 FCP RSI EURO P	TONELLI GIULIO	206.783	206.783
198 FCP RSI EURO P	TONELLI GIULIO	239.744	239.744
222 FCP RSRC DIVERSIFIE	TONELLI GIULIO	386.488	386.488
1879 FCP SAINT MARTIN 4	TONELLI GIULIO	705.000	705.000
1521 FCP SAINT MARTIN N1	TONELLI GIULIO	215.138	215.138
1870 FCP SAKKARAH 7	TONELLI GIULIO	60.144	60.144
258 FCP TONI ACTIONS 100	TONELLI GIULIO	189.774	189.774
259 FCP TUTELAIRE ACTIONS	TONELLI GIULIO	84.961	84.961
1868 FCP UBS F EURO OPPORT UNCON PEA EUR	TONELLI GIULIO	460.918	460.918
1867 FCP UBS F OPPORTUNITY PEA EUR	TONELLI GIULIO	293.634	293.634
1610 FCP UNI 1	TONELLI GIULIO	30.470	30.470
1894 FCP UNION LONG SHORT EUROPE	TONELLI GIULIO	53.668	53.668
260 FCP VIVACCIO ACTIONS	TONELLI GIULIO	841.272	841.272
188 FCPE AMUNDI LABEL DYNAMIQUE	TONELLI GIULIO	110.450	110.450
182 FCPE AMUNDI LABEL EQUILIBRE	TONELLI GIULIO	218.847	218.847
187 FCPE AMUNDI LABEL PRUDENCE	TONELLI GIULIO	85.416	85.416
136 FCPE AMUNDI PREM PATRIMOINE	TONELLI GIULIO	300.255	300.255
190 FCPE AMUNDI RESA DYNAMIQUE	TONELLI GIULIO	364.295	364.295
131 FCPE AMUNDI RESA ESG ACTIONS EURO	TONELLI GIULIO	740.612	740.612
1872 FCPE AXA GENERATION EUROPE ACTIONS	TONELLI GIULIO	246.000	246.000
225 FCPE NATIXIS ES ACTIONS EURO	TONELLI GIULIO	217.029	217.029
202 FCPE TECHNIP DYNAMIQUE	TONELLI GIULIO	26.341	26.341
203 FCPE TECHNIP EQUILIBRE	TONELLI GIULIO	29.333	29.333
139 FDC A2	TONELLI GIULIO	477.068	477.068
1418 FDJ ACTIONS EURO	TONELLI GIULIO	49.950	49.950
717 FEDERATED CITY EMPLOYEES RETIREMENT SYSTEM	TONELLI GIULIO	366.183	366.183
502 FEDERATED GLOBAL ALLOCATION FUND	TONELLI GIULIO	101.170	101.170
584 FEDEX CORPORATION EMPLOYEES PENSION TRUST	TONELLI GIULIO	436.071	436.071
158 FIDELIA ASSISTANCE	TONELLI GIULIO	16.590	16.590
394 FIDELITY COMMONWEALTH TRUST II FID INTERNAT EXCHANGED INDEX FUND	TONELLI GIULIO	103.396	103.396
396 FIDELITY CONCORD STREET TRUST SPARTAN INTERNATIONAL INDEX FUND	TONELLI GIULIO	2.517.957	2.517.957
575 FIDELITY EUROPE FUND	TONELLI GIULIO	778.800	778.800
1469 FIDELITY FUNDS SICAV	TONELLI GIULIO	8.015.919	8.015.919
578 FIDELITY GLOBAL LARGE CAP FUND	TONELLI GIULIO	111.063	111.063

# ASSEMBLEA ORDINARIA

## 27 APRILE 2016




Esito della votazione sul punto 2

### Attribuzione dell'utile di esercizio e distribuzione del dividendo.

579 FIDELITY GLOBAL LARGE CAP FUND	TONELLI GIULIO	38.043	38.043
1768 FIDELITY INSTITUTIONAL PAN EUROPEAN FUND	TONELLI GIULIO	170.791	170.791
576 FIDELITY INTERNATIONAL DISCIPLINED EQUITY FUND	TONELLI GIULIO	706.500	706.500
1767 FIDELITY INVESTMENT FUNDS - FIDELIT	TONELLI GIULIO	81.710	81.710
1771 FIDELITY INVESTMENT FUNDS - FIDELITY MONEYBUILDER WORLD INDEX FUND	TONELLI GIULIO	23.276	23.276
1943 FIDELITY INVESTMENTS MONEY MANAGEMENT INC	TONELLI GIULIO	4.300	4.300
2015 FIDELITY RETIREE HEALTH REIMBURSEMENT PLAN	TONELLI GIULIO	91.763	91.763
503 FIDELITY RUTLAND SQUARETRUST II: STRATEGIC ADVISERS INT F	TONELLI GIULIO	1.176.709	1.176.709
1489 FIDELITY SAL ST SPARTAN GLOBAL EX US IN	TONELLI GIULIO	157.150	157.150
1176 FIDELITY SALEM STREET TRUST FIDELITY SERIES GLOBAL EX U.S. INDEX FUND	TONELLI GIULIO	389.697	389.697
450 FIDELITY SALEM STREET TRUST FIDELITY SAI INTERNATIONAL INDEXFUND	TONELLI GIULIO	86.375	86.375
577 FIDELTY GLOBAL DISCIPLINED EQUITY FUND	TONELLI GIULIO	381.254	381.254
1474 FIL GENESIS LIMITED	TONELLI GIULIO	15.449	15.449
2339 FIRST ENERGY CORPORATION PENSION PLAN	TONELLI GIULIO	1.717.810	1.717.810
1510 FIRST TRUST DYNAMIC EUROPE EQUITY INCOME FUND	TONELLI GIULIO	1.108.992	1.108.992
365 FIRST TRUST EUROZONE ALPHADDEX UCITS ETF	TONELLI GIULIO	8.541	8.541
346 FIRST TRUST PORTFOLIOS, L.P.	TONELLI GIULIO	479.592	479.592
1842 FIRST TRUST RIVERFRONT DYN DEV INT ETF	TONELLI GIULIO	3.580	3.580
1841 FIRST TRUST RIVERFRONT DYNAMIC EUROPE ET	TONELLI GIULIO	4.780	4.780
316 FIRST TRUST STOXX EUROPEAN SELECT DIVIDEND INDEX FUND	TONELLI GIULIO	752.444	752.444
1334 FJARDE AP-FONDEN	TONELLI GIULIO	835.245	835.245
1712 FLEXSHARES INTERNATIONAL QUALITY DIVIDEND DEFENSIVE INDEX FUND	TONELLI GIULIO	25.225	25.225
1703 FLEXSHARES MORNINGSTAR DEVELOPED MARKETS EX-US FACTOR TILT INDEX FUND	TONELLI GIULIO	39.688	39.688
1708 FLEXSHARES STOXX GLOBAL BROAD INFRASTRUC	TONELLI GIULIO	647.986	647.986
2058 FLF GLOBAL EQUITY FUND	TONELLI GIULIO	260.477	260.477
2056 FLF STEWARDSHIP INTERNATIONAL EQUITY FUND	TONELLI GIULIO	602.388	602.388
2114 FLORIDA GLOBAL EQUITY FUND LLC	TONELLI GIULIO	22.261	22.261
2334 FLORIDA RETIREMENT SYSTEM .	TONELLI GIULIO	99.249	99.249
2335 FLORIDA RETIREMENT SYSTEM .	TONELLI GIULIO	33.129	33.129
2336 FLORIDA RETIREMENT SYSTEM .	TONELLI GIULIO	1.151.772	1.151.772
2337 FLORIDA RETIREMENT SYSTEM .	TONELLI GIULIO	2.925.900	2.925.900
709 FLOURISH INVESTMENT CORPORATION	TONELLI GIULIO	173.434	173.434
711 FLOURISH INVESTMENT CORPORATION	TONELLI GIULIO	1.246.021	1.246.021
712 FLOURISH INVESTMENT CORPORATION	TONELLI GIULIO	1.283.491	1.283.491
716 FLOURISH INVESTMENT CORPORATION	TONELLI GIULIO	1.210.859	1.210.859
83 FOCUSED SICAV GLOBAL EQUITY STRATEGY (USD)	TONELLI GIULIO	13.574	13.574
113 FONDACO ROMA EURO BALANCED CORE	TONELLI GIULIO	197	197
1805 FONDATION J.A. BOMBARDIER	TONELLI GIULIO	22.254	22.254
1527 FONDS RESERVE RETRAITES	TONELLI GIULIO	3.172.043	3.172.043
1528 FONDS RESERVE RETRAITES	TONELLI GIULIO	316.923	316.923
1203 FORD MOTOR COMPANY DEFINED BENEFIT MASTER TRUST	TONELLI GIULIO	31.683	31.683

# ASSEMBLEA ORDINARIA

## 27 APRILE 2016



Esito della votazione sul punto 2

### Attribuzione dell'utile di esercizio e distribuzione del dividendo.

1204 FORD MOTOR COMPANY DEFINED BENEFIT MASTER TRUST	TONELLI GIULIO	32.114	32.114
1265 FORD MOTOR COMPANY OF CANADA, LIMITED PENSION TRUST	TONELLI GIULIO	15.894	15.894
1734 FORSTA AP - FONDEN	TONELLI GIULIO	10.188.714	10.188.714
341 FRANKLIN EUROPEAN OPPORTUNITIESFUND	TONELLI GIULIO	26.701	26.701
1657 FRANKLIN TEMPLETON INVESTMENT FUNDS	TONELLI GIULIO	331.753	331.753
1659 FRANKLIN TEMPLETON INVESTMENT FUNDS	TONELLI GIULIO	443.004	443.004
1666 FRANKLIN TEMPLETON INVESTMENT FUNDS	TONELLI GIULIO	48.284	48.284
1615 FREESCALE DIVERSIFIE	TONELLI GIULIO	12.860	12.860
1614 FREESCALE DYNAMIQUE	TONELLI GIULIO	2.630	2.630
1040 FRIENDS LIFE LIMITED	TONELLI GIULIO	3.184	3.184
1041 FRIENDS LIFE LIMITED	TONELLI GIULIO	5.763	5.763
1042 FRIENDS LIFE LIMITED	TONELLI GIULIO	5.063	5.063
1043 FRIENDS LIFE LIMITED	TONELLI GIULIO	3.537	3.537
1044 FRIENDS LIFE LIMITED	TONELLI GIULIO	3.117	3.117
356 FRONTEGRA MGF CORE INFRASTRUCTURE FUND	TONELLI GIULIO	923.916	923.916
2338 FRONTIERS INTERNATIONAL EQUITY POOL	TONELLI GIULIO	1.146	1.146
1529 FRR	TONELLI GIULIO	423.150	423.150
1675 FSS TRUSTEE CORPORATION	TONELLI GIULIO	245.945	245.945
1678 FSS TRUSTEE CORPORATION	TONELLI GIULIO	43.563	43.563
2006 FTSE ALL WORLD INDEX FUND	TONELLI GIULIO	111.083	111.083
1631 FTSE-EDHEC RISK EFFICIENT INT DEVELOPED COUNTRIES INDEX	TONELLI GIULIO	9.580	9.580
1710 FUNDACAO CALOUSTE GULBENKIAN	TONELLI GIULIO	17.092	17.092
1957 FUNDACAO CALOUSTE GULBENKIAN	TONELLI GIULIO	51.375	51.375
1123 FUNDO DE PENSOES	TONELLI GIULIO	24.813	24.813
1273 FUTURE FUND BOARD OF GUARDIANS FOR AND ON BEHALF OF FUTURE F	TONELLI GIULIO	107.561	107.561
1831 Friends Life Limited	TONELLI GIULIO	5.808	5.808
133 G FINANCIER AMUNDI	TONELLI GIULIO	104.770	104.770
1578 GA FUND L	TONELLI GIULIO	7.349	7.349
1935 GAMMA EMIRATES INVESTMENT L.L.C. EM	TONELLI GIULIO	5.216	5.216
1275 GARD COMMON CONTRACTUAL FUND	TONELLI GIULIO	11.605	11.605
1276 GARD COMMON CONTRACTUAL FUND	TONELLI GIULIO	1.286.912	1.286.912
987 GE INVESTMENTS FUNDS, INC. - TOTAL RETURN FUND	TONELLI GIULIO	74.890	74.890
549 GENERAL CONFERENCE CORPORATION OF SEVENTH DAY ADVENTISTS	TONELLI GIULIO	5.027	5.027
594 GENERAL ELECTRIC PENSION TRUST	TONELLI GIULIO	29.664	29.664
595 GENERAL ELECTRIC PENSION TRUST	TONELLI GIULIO	542.640	542.640
1248 GENERAL PENSION AND SOCIAL SECURITY AUTHORITY	TONELLI GIULIO	59.950	59.950
1643 GERANA SICAV-SIF S.A.	TONELLI GIULIO	48.956	48.956
1898 GERANA SICAV-SIF S.A.	TONELLI GIULIO	54.896	54.896
707 GEUT PAN EUROPEAN EQUITY INDEX FUND	TONELLI GIULIO	122.937	122.937
1477 GIM SPECIALIST INVESTMENT FUNDS	TONELLI GIULIO	64.332	64.332
1635 GIVI GLOBAL EQUITY FUND CLT AC	TONELLI GIULIO	17.906	17.906

# ASSEMBLEA ORDINARIA

## 27 APRILE 2016




Esito della votazione sul punto 2

### Attribuzione dell'utile di esercizio e distribuzione del dividendo.

932 GLOBAL ALPHA TILTS FUND B	TONELLI GIULIO	22.478	22.478
938 GLOBAL EX US ALPHA TILTS FUND B	TONELLI GIULIO	107.315	107.315
1632 GLOBAL HIGH DIVIDEND EQUITY MOTHER FUND	TONELLI GIULIO	1.435.170	1.435.170
924 GLOBAL MULTI-CAP EQUITY FUND B	TONELLI GIULIO	37.900	37.900
1508 GLOBAL X SCIENTIFIC BETA EUROPE ETF	TONELLI GIULIO	5.897	5.897
156 GMF ASSURANCES	TONELLI GIULIO	985.000	985.000
155 GMF VIE	TONELLI GIULIO	2.117.120	2.117.120
1458 GMO Alpha Only Fund	TONELLI GIULIO	14.265	14.265
623 GMO BENCHMARK-FREE FUND	TONELLI GIULIO	78.587	78.587
1463 GMO DEVELOPED WORLD STOCK FUND	TONELLI GIULIO	57.950	57.950
1484 GMO FUNDS PLC	TONELLI GIULIO	36.957	36.957
1487 GMO FUNDS PLC	TONELLI GIULIO	54.502	54.502
1068 GMO GLOBAL EQUITY TRUST	TONELLI GIULIO	4.883	4.883
624 GMO IMPLEMENTATION FUND	TONELLI GIULIO	264.732	264.732
1464 GMO INTERNATIONAL LARGE/MID CAP EQUITY F	TONELLI GIULIO	34.659	34.659
2070 GMO MEAN REVERSION FUND	TONELLI GIULIO	79.101	79.101
1491 GMO WORLD EQUITYALLOCATION INVESTMENT FU	TONELLI GIULIO	32.521	32.521
418 GOLDMAN SACHS ETF TRUST- GOLDMAN SACHS ACTIVE BETA INTER. EQUITY	TONELLI GIULIO	20.728	20.728
417 GOLDMAN SACHS ETF TRUST-GOLDMANSACHS ACTIVE BETA EUROPE EQITY	TONELLI GIULIO	15.600	15.600
839 GOLDMAN SACHS FUNDS	TONELLI GIULIO	20.748	20.748
840 GOLDMAN SACHS FUNDS	TONELLI GIULIO	11.366	11.366
2071 GOLDMAN SACHS PROFIT SHARING MASTER TRUST GOLDMAN SACHS AND AMP CO. C OMMITTEE F	TONELLI GIULIO	31.041	31.041
522 GOLDMAN SACHS TRUST IT-GOLDMAN SACHS M-M REAL ASSETS STRAT FD	TONELLI GIULIO	1.036.900	1.036.900
1046 GOLDMAN SACHS UK RETIREMENT PLAN	TONELLI GIULIO	14.363	14.363
710 GOV OF HM THE SULTAN AND YANG DI-PERTUAN OF BRUNEI DARUSSALAM	TONELLI GIULIO	97.045	97.045
416 GOVERNMENT EMPLOYEES PENSION FUND	TONELLI GIULIO	258.154	258.154
86 GOVERNMENT OF NORWAY	TONELLI GIULIO	45.771.593	45.771.593
210 GRD 21 - ASIA	TONELLI GIULIO	20.800	20.800
172 GROUPAMA ASSET MANAGEMENT	TONELLI GIULIO	99.595	99.595
173 GROUPAMA ASSET MANAGEMENT	TONELLI GIULIO	25.695	25.695
229 GROUPAMA ASSET MANAGEMENT	TONELLI GIULIO	235.086	235.086
324 GS TACS MARKET CONTINUOUS (INTL) LLC	TONELLI GIULIO	270.509	270.509
2129 GUGGENHEIM EMERGING MARKET REALESTATE ETF	TONELLI GIULIO	6.774	6.774
328 GUGGENHEIM S&P GLOBAL DIVIDEND OPPORTUNITIES INDEX ETF	TONELLI GIULIO	125.642	125.642
377 GUGGENHEIM VARIABLE FUNDS TRUSTSERIES D (WORLD EQUITY INCOMES)	TONELLI GIULIO	190.600	190.600
1111 GUIDE STONE FUNDS INTERNATIONAL EQUITY INDEX FUNDS	TONELLI GIULIO	19.896	19.896
307 GUIDEMARK WORLD EX - US FUND	TONELLI GIULIO	29.040	29.040
1920 H.E.S.T. AUSTRALIA LIMITED	TONELLI GIULIO	56.068	56.068
1921 H.E.S.T. AUSTRALIA LIMITED	TONELLI GIULIO	26.114	26.114
1922 H.E.S.T. AUSTRALIA LIMITED	TONELLI GIULIO	347.935	347.935
1923 H.E.S.T. AUSTRALIA LIMITED	TONELLI GIULIO	11.543	11.543

# ASSEMBLEA ORDINARIA

## 27 APRILE 2016



**Esito della votazione sul punto 2**

### **Attribuzione dell'utile di esercizio e distribuzione del dividendo.**

1180 HAGFORS LIMITED	TONELLI GIULIO	63.310	63.310
1267 HALIFAX REGIONAL MUNICIPALITY MASTER TRUST	TONELLI GIULIO	66.808	66.808
1268 HALIFAX REGIONAL MUNICIPALITY MASTER TRUST	TONELLI GIULIO	15.096	15.096
1269 HALIFAX REGIONAL MUNICIPALITY MASTER TRUST	TONELLI GIULIO	1.550	1.550
1270 HALIFAX REGIONAL MUNICIPALITY MASTER TRUST	TONELLI GIULIO	9.964	9.964
1862 HANG SENG BANK LIMITED-PRIVATE	TONELLI GIULIO	70.266	70.266
124 HARMO PLACEMENT 2	TONELLI GIULIO	70.000	70.000
454 HARRIS UNIT 1 QUALIFIED NUCLEARDECOMMISSIONING FUND	TONELLI GIULIO	6.770	6.770
1405 HARTFORD INTERNATIONAL GLOBAL	TONELLI GIULIO	42.601	42.601
668 HARTFORD LIFE INSURANCE COMPANY	TONELLI GIULIO	13.687	13.687
1786 HARTFORD LIFE INSURANCE COMPANY	TONELLI GIULIO	51.147	51.147
496 HC CAPITAL TRUST - THE ESG GROWTH PORTFOLIO	TONELLI GIULIO	9.263	9.263
497 HC CAPITAL TRUST- THE CATHOLIC SRI GROWTH PORTFOLIO	TONELLI GIULIO	1.356	1.356
495 HC CAPITAL TRUST- THE INSTITUTIONAL INTERNATIONAL EQUITY PTF	TONELLI GIULIO	192.841	192.841
1830 HENDERSON EURO TRUST PLC	TONELLI GIULIO	570.000	570.000
1526 HENDERSON EUROPEAN ENHANCED EQ.	TONELLI GIULIO	250.652	250.652
15 HFR HE LAZARD GLOBAL HEXAGON MASTER TRUST	TONELLI GIULIO	48.643	48.643
494 HIRTLE CALLAGHAN TRUST INTERNATIONAL EQUITY PORTFOLIO	TONELLI GIULIO	77.144	77.144
1241 HONEYWELL INTERNATIONAL INC MASTER RETIREMENT TRUST	TONELLI GIULIO	426.980	426.980
1127 HONG KONG SAR GOVERNMENT EXCHANGE FUND	TONELLI GIULIO	1.689.727	1.689.727
1128 HONG KONG SAR GOVERNMENT EXCHANGE FUND	TONELLI GIULIO	311.398	311.398
724 HONGKONG ELECTRIC DEFINED CONTRIBUTION SCHEME	TONELLI GIULIO	3.464	3.464
1125 HOSPITAL AUTHORITY PROVIDENT FUND SCHEME	TONELLI GIULIO	596.561	596.561
1890 HOUR-GLASS INDEXED INT SHARE(UNHEDGED) F	TONELLI GIULIO	22.358	22.358
1300 HP INVEST COMMON CONTRACTUAL FUND	TONELLI GIULIO	97.975	97.975
1225 HRW TESTAMENTARY TRUST NO 1	TONELLI GIULIO	14.814	14.814
1233 HRW TESTAMENTARY TRUST NO 2	TONELLI GIULIO	8.542	8.542
1224 HRW TESTAMENTARY TRUST NO 3	TONELLI GIULIO	8.940	8.940
1230 HRW TESTAMENTARY TRUST NO 4	TONELLI GIULIO	5.344	5.344
1237 HRW TESTAMENTARY TRUST NO 5	TONELLI GIULIO	10.601	10.601
1229 HRW TESTAMENTARY TRUST NO 6	TONELLI GIULIO	10.722	10.722
1103 HRW TESTAMENTARY TRUST NO. 10	TONELLI GIULIO	19.047	19.047
1228 HRW TESTAMENTARY TRUST NO. 11	TONELLI GIULIO	12.620	12.620
1238 HRW TESTAMENTARY TRUST NO. 12	TONELLI GIULIO	19.443	19.443
1234 HRW TESTAMENTARY TRUST NO. 7	TONELLI GIULIO	14.903	14.903
1231 HRW TESTAMENTARY TRUST NO. 8	TONELLI GIULIO	12.288	12.288
1232 HRW TESTAMENTARY TRUST NO. 8	TONELLI GIULIO	68.814	68.814
1104 HRW TESTAMENTARY TRUST NO. 9	TONELLI GIULIO	11.781	11.781
1227 HRW TRUST NO 1 UAD 01/17/03	TONELLI GIULIO	5.879	5.879
1226 HRW TRUST NO 2 UAD 01/17/03	TONELLI GIULIO	5.879	5.879
1239 HRW TRUST NO 3 UAD 01/17/03	TONELLI GIULIO	5.890	5.890



# ASSEMBLEA ORDINARIA

## 27 APRILE 2016




Esito della votazione sul punto **2**

### Attribuzione dell'utile di esercizio e distribuzione del dividendo.

1240 HRW TRUST NO 3 UAD 01/17/03	TONELLI GIULIO	34.165	34.165
1235 HRW TRUST NO 4 UAD 01/17/03	TONELLI GIULIO	10.313	10.313
1236 HRW TRUST NO 4 UAD 01/17/03	TONELLI GIULIO	58.953	58.953
1033 HSBC AS TRUSTEE FOR SSGA EUROPE EX UK EQUITY TRACKER FUND	TONELLI GIULIO	1.578.792	1.578.792
1832 HSBC BANK (UK) PENSION SCHEME	TONELLI GIULIO	7.318.312	7.318.312
2013 HSBC ETFS PLC	TONELLI GIULIO	39.851	39.851
2014 HSBC ETFS PUBLIC LTD C HSBC WORLDWIDE	TONELLI GIULIO	16.018	16.018
2009 HSBC EUROPEAN INDEX FUND	TONELLI GIULIO	532.292	532.292
237 HSBC GLOBAL ASSET MANAGEMENT FCP (FRANCE)	TONELLI GIULIO	1.123.120	1.123.120
2011 HSBC GLOBAL INVESTMENT FUNDS	TONELLI GIULIO	13.577	13.577
1861 HSBC GROUP HONG KONG LOCAL STAFF RETIREMENT BENEFIT SCHEME	TONELLI GIULIO	10.725	10.725
2043 HSBC INSTITUTIONAL TRUST SERVICES LTD AS TRUSTEE FOR SCHRODER GLOBAL EQUITY STABILISTONELLI GIULIO	TONELLI GIULIO	7.137	7.137
1266 HSBC INTERNATIONAL EQUITY POOLED FUND	TONELLI GIULIO	50.692	50.692
1518 HSBC MANAGED BALANCED FUND	TONELLI GIULIO	15.543	15.543
1517 HSBC MANAGED GROWTH FUND	TONELLI GIULIO	20.462	20.462
1516 HSBC MANAGED STABLE FUND	TONELLI GIULIO	9.121	9.121
1515 HSBC MANAGED STABLE GROWTH FUND	TONELLI GIULIO	1.267	1.267
2010 HSBC MSCI EUROPE UCITS ETF	TONELLI GIULIO	86.104	86.104
1310 HSBC UCITS COMMON CONTRACTUAL FUND	TONELLI GIULIO	4.847	4.847
1205 HUBBELL INCORPORATED MASTER PENSION TRUST	TONELLI GIULIO	1.644	1.644
2382 HYDRO ONE PENSION PLAN .	TONELLI GIULIO	855.855	855.855
123 HYMNOS L113	TONELLI GIULIO	26.943	26.943
1865 I CROISSANCE	TONELLI GIULIO	87.355	87.355
226 I.2.C. ACTIONS	TONELLI GIULIO	460.000	460.000
1697 IAG ASSET MANAGEMENT WORLD EQUITY TRUST	TONELLI GIULIO	113.661	113.661
945 IBM 401K PLUS PLAN	TONELLI GIULIO	356.414	356.414
1274 IBM DIVERSIFIED GLOBAL EQUITY FUND	TONELLI GIULIO	56.039	56.039
232 IBM FRANCE	TONELLI GIULIO	58.000	58.000
1692 IBM PERSONAL PENSION PLAN TRUST	TONELLI GIULIO	274.464	274.464
1783 IBM PERSONAL PENSION PLAN TRUST	TONELLI GIULIO	150.415	150.415
1784 IBM PERSONAL PENSION PLAN TRUST	TONELLI GIULIO	92.509	92.509
948 IBM RETIREMENT PLAN	TONELLI GIULIO	16.513	16.513
201 IDEAM SOLIDARITES	TONELLI GIULIO	24.879	24.879
1249 ILLINOIS MUNICIPAL RETIREMENT FUND	TONELLI GIULIO	377.154	377.154
670 ILLINOIS STATE BOARD OF INVESTMENT	TONELLI GIULIO	247.017	247.017
970 ILLINOIS STATE BOARD OF INVESTMENT	TONELLI GIULIO	146.244	146.244
2427 IMPERIAL INTERNATIONAL EQUITY POOL	TONELLI GIULIO	62.810	62.810
2428 IMPERIAL INTERNATIONAL EQUITY POOL	TONELLI GIULIO	33.676	33.676
2429 IMPERIAL OVERSEAS EQUITY POOL	TONELLI GIULIO	2.276	2.276
2342 IMPERIAL TOBACCO PENSION INVESTMENT TRUST FUND	TONELLI GIULIO	81.042	81.042
2391 INDIANA PUBLIC EMPLOYEES RETIREMENT FUND	TONELLI GIULIO	140.161	140.161

# ASSEMBLEA ORDINARIA

## 27 APRILE 2016



**Esito della votazione sul punto 2**

### **Attribuzione dell'utile di esercizio e distribuzione del dividendo.**

2390 INDIANA PUBLIC RETIREMENT SYSTEM	TONELLI GIULIO	278.709	278.709
178 INDOCAM FLAMME	TONELLI GIULIO	104.141	104.141
1857 ING DIRECT	TONELLI GIULIO	181.801	181.801
1838 INSTITUTIONELLA AKTIEFONDEN STABIL	TONELLI GIULIO	865.894	865.894
628 INTECH GLOBAL ALL COUNTRY ENHANCED INDEX FUND LLC	TONELLI GIULIO	146	146
663 INTECH GLOBAL INCOME MANAGED VOLATILITY FUND	TONELLI GIULIO	70.079	70.079
662 INTECH INTERNATIONAL MANAGED VOLATILITY FUND	TONELLI GIULIO	10.256	10.256
704 INTEL CORPORATION RETIREE MEDICAL PLAN TRUST	TONELLI GIULIO	12.597	12.597
937 INTERNATIONAL ALPHA TILTS FUND B	TONELLI GIULIO	189.905	189.905
2135 INTERNATIONAL BANK FOR RECONSTRUCTION AND DEVELOPMENT	TONELLI GIULIO	3.507	3.507
2136 INTERNATIONAL BANK FOR RECONSTRUCTION AND DEVELOPMENT	TONELLI GIULIO	7.936	7.936
2137 INTERNATIONAL BANK FOR RECONSTRUCTION AND DEVELOPMENT	TONELLI GIULIO	23.056	23.056
2138 INTERNATIONAL BANK FOR RECONSTRUCTION AND DEVELOPMENT	TONELLI GIULIO	47.196	47.196
2139 INTERNATIONAL BANK FOR RECONSTRUCTION AND DEVELOPMENT	TONELLI GIULIO	14.561	14.561
1126 INTERNATIONAL EQUITY FUND	TONELLI GIULIO	27.307	27.307
923 INTERNATIONAL EQUITY INDEX PLUS FUNDS B	TONELLI GIULIO	14.249	14.249
516 INTERNATIONAL EXPATRIATE BENEFIT MASTER TRUST	TONELLI GIULIO	10.318	10.318
523 INTERNATIONAL MONETARY FUND	TONELLI GIULIO	28.634	28.634
524 INTERNATIONAL MONETARY FUND	TONELLI GIULIO	34.917	34.917
1136 INTERNATIONAL MONETARY FUND STAFF RETIREMENT PLAN	TONELLI GIULIO	12.414	12.414
1137 INTERNATIONAL MONETARY FUND STAFF RETIREMENT PLAN	TONELLI GIULIO	6.431	6.431
1499 INTERNATIONAL MULTI-ASSET DIVERSIFIED IN	TONELLI GIULIO	16.461	16.461
922 INTERNATIONAL TILTS MASTER PORTFOLIO OF MASTER INVESTMENT PTF	TONELLI GIULIO	63.927	63.927
637 INVESCO GLOBAL INFRASTRUCTURE FUND	TONELLI GIULIO	37.456	37.456
635 INVESCO MACRO INTERNATIONAL EQUITY FUND	TONELLI GIULIO	1.057	1.057
636 INVESCO MACRO LONG/SHORT FUND	TONELLI GIULIO	1.235	1.235
1729 INVEST NORDEA PORTEFOLJE AKTIER	TONELLI GIULIO	320.197	320.197
1840 INVEST NORDEA PORTEFOLJE VERDEN	TONELLI GIULIO	477.163	477.163
1732 INVESTERINGSFORENINGEN NORDEA INVEST ENGROS ABSOLUTE RETURN EQUITIES	TONELLI GIULIO	1.156.984	1.156.984
1733 INVESTERINGSFORENINGEN NORDEA INVEST ENGROS EUROPÆISKE AKTIER	TONELLI GIULIO	94.093	94.093
1730 INVESTERINGSFORENINGEN NORDEA INVEST STABILLE AKTIER AKKUMULERRENDE	TONELLI GIULIO	2.024.362	2.024.362
1731 INVESTERINGSFORENINGEN NORDEA INVEST STABILLE AKTIER AKKUMULERRENDE	TONELLI GIULIO	159.076	159.076
330 INVESTERINGSFORENINGEN SPARINVEST INDEX DOW JONES SUSTAINABILITYWORLD	TONELLI GIULIO	22.000	22.000
327 INVESTERINGSFORENINGEN SPARINVEST INDEX EUROPA VALUE	TONELLI GIULIO	40.973	40.973
335 INVESTERINGSFORENINGEN SPARINVEST INDEX GLOBAL AKTIER MIN.RISIKO	TONELLI GIULIO	239.700	239.700
362 INVESTIN PRO F.M.B.A.	TONELLI GIULIO	2.252.793	2.252.793
392 INVESTIN PRO F.M.B.A., GLOBAL EQUITIES I	TONELLI GIULIO	78.876	78.876
2348 INVESTORS GLOBAL CLASS	TONELLI GIULIO	125.615	125.615
2344 INVESTORS GLOBAL DIVIDEND FUND.	TONELLI GIULIO	1.308.398	1.308.398
2343 INVESTORS GLOBAL FUND .	TONELLI GIULIO	1.544.300	1.544.300
2347 IOWA PUBLIC EMPLOYEES RETIREMENT SYSTEM	TONELLI GIULIO	1.243.902	1.243.902

# ASSEMBLEA ORDINARIA

## 27 APRILE 2016




Esito della votazione sul punto 2

### Attribuzione dell'utile di esercizio e distribuzione del dividendo.

1595 IPAC SPEC INV STR INT SHARE STR no 9	TONELLI GIULIO	162.000	162.000
1596 IPAC SPEC INV STR INT SHARE STR no 9	TONELLI GIULIO	7.350	7.350
1603 IPAC SPECIALIST INVESTMENT STRATEGIES LI	TONELLI GIULIO	235.649	235.649
420 IQ 50 PERCENT HEDGED FTSE EUROPE ETF	TONELLI GIULIO	14.309	14.309
436 IQ 50 PERCENT HEDGED FTSE INTERNATIONAL ETF	TONELLI GIULIO	15.718	15.718
329 IQ ARB GLOBAL RESOURCES ETF	TONELLI GIULIO	20.145	20.145
2020 IRCOM RETRAITE DIVER	TONELLI GIULIO	150.000	150.000
18 IRISH LIFE ASSURANCE PLC	TONELLI GIULIO	607	607
19 IRISH LIFE ASSURANCE.	TONELLI GIULIO	1.256.123	1.256.123
889 ISHARES CORE MSCI EAFE ETF	TONELLI GIULIO	1.733.102	1.733.102
892 ISHARES CORE MSCI EAFE IMI INDEX ETF	TONELLI GIULIO	61.833	61.833
896 ISHARES CORE MSCI EUROPE ETF	TONELLI GIULIO	243.300	243.300
890 ISHARES CORE MSCI TOTAL INTERNATIONAL STOCK ETF	TONELLI GIULIO	219.923	219.923
874 ISHARES EUROPE ETF	TONELLI GIULIO	776.172	776.172
900 ISHARES GLOBAL MONTHLY DIVIDEND INDEX ETF (CAD-HEDGED)	TONELLI GIULIO	42.317	42.317
877 ISHARES GLOBAL UTILITIES ETF	TONELLI GIULIO	380.658	380.658
1013 ISHARES I INV MIT TEIL. ISHS STOXX GLOB SEL.DVD. 100 UCITS ETF	TONELLI GIULIO	1.714.517	1.714.517
1015 ISHARES I INV MIT TGV F ISHS ST EUROPE 600 UTILITIES UCITS ETF	TONELLI GIULIO	1.713.681	1.713.681
990 ISHARES II PUBLIC LIMITED COMPANY	TONELLI GIULIO	6.904.620	6.904.620
991 ISHARES II PUBLIC LIMITED COMPANY	TONELLI GIULIO	751.794	751.794
993 ISHARES II PUBLIC LIMITED COMPANY	TONELLI GIULIO	1.710.389	1.710.389
1000 ISHARES II PUBLIC LIMITED COMPANY	TONELLI GIULIO	18.285	18.285
995 ISHARES III PUBLIC LIMITED COMPANY	TONELLI GIULIO	602.025	602.025
997 ISHARES III PUBLIC LIMITED COMPANY	TONELLI GIULIO	163.702	163.702
899 ISHARES INTERNATIONAL FUNDAMENTAL INDEX ETF	TONELLI GIULIO	24.837	24.837
881 ISHARES INTERNATIONAL SELECT DIVIDEND ETF	TONELLI GIULIO	2.762.722	2.762.722
1003 ISHARES IV PUBLIC LIMITED COMPANY	TONELLI GIULIO	141.104	141.104
872 ISHARES MSCI ACWI ETF	TONELLI GIULIO	725.656	725.656
873 ISHARES MSCI ACWI EX US ETF	TONELLI GIULIO	156.239	156.239
894 ISHARES MSCI ACWI LOW CARBON TARGET ETF	TONELLI GIULIO	41.088	41.088
875 ISHARES MSCI EAFE ETF	TONELLI GIULIO	10.504.136	10.504.136
882 ISHARES MSCI EAFE MINIMUM VOLATILITY INDEX FUND	TONELLI GIULIO	699.864	699.864
876 ISHARES MSCI EAFE VALUE ETF	TONELLI GIULIO	955.465	955.465
893 ISHARES MSCI EUROPE IMI INDEX ETF	TONELLI GIULIO	42.501	42.501
897 ISHARES MSCI EUROPE MINIMUM VOLATILITY ETF	TONELLI GIULIO	59.144	59.144
878 ISHARES MSCI EUROZONE ETF	TONELLI GIULIO	7.370.018	7.370.018
895 ISHARES MSCI INTERNATIONAL DEVELOPED QUALITY FACTOR ETF	TONELLI GIULIO	6.462	6.462
898 ISHARES MSCI INTERNATIONAL DEVELOPED SIZE FACTOR ETF	TONELLI GIULIO	1.695	1.695
879 ISHARES MSCI ITALY CAPPED ETF	TONELLI GIULIO	5.939.147	5.939.147
880 ISHARES MSCI KOKUSAI ETF	TONELLI GIULIO	20.774	20.774
891 ISHARES MSCI WORLD ETF	TONELLI GIULIO	15.878	15.878

# ASSEMBLEA ORDINARIA

## 27 APRILE 2016



**Esito della votazione sul punto 2**

### Attribuzione dell'utile di esercizio e distribuzione del dividendo.

988 ISHARES PUBLIC LIMITED COMPANY	TONELLI GIULIO	4.713.444	4.713.444
989 ISHARES PUBLIC LIMITED COMPANY	TONELLI GIULIO	169.684	169.684
994 ISHARES PUBLIC LIMITED COMPANY	TONELLI GIULIO	671.511	671.511
996 ISHARES PUBLIC LIMITED COMPANY	TONELLI GIULIO	355.121	355.121
1008 ISHARES PUBLIC LIMITED COMPANY	TONELLI GIULIO	18.237	18.237
992 ISHARES V PUBLIC LIMITED COMPANY	TONELLI GIULIO	13.740	13.740
998 ISHARES V PUBLIC LIMITED COMPANY	TONELLI GIULIO	37.263	37.263
999 ISHARES V PUBLIC LIMITED COMPANY	TONELLI GIULIO	13.675	13.675
1001 ISHARES VI PUBLIC LIMITED COMPANY	TONELLI GIULIO	18.567	18.567
1002 ISHARES VI PUBLIC LIMITED COMPANY	TONELLI GIULIO	1.121.782	1.121.782
1004 ISHARES VII PLC	TONELLI GIULIO	1.783.892	1.783.892
1005 ISHARES VII PLC	TONELLI GIULIO	825.899	825.899
1006 ISHARES VII PLC	TONELLI GIULIO	26.159	26.159
1007 ISHARES VII PLC	TONELLI GIULIO	16.379	16.379
446 IVY APOLLO MULTI-ASSET INCOME FUND	TONELLI GIULIO	57.613	57.613
364 IVY EUROPEAN OPPORTUNITIES FUND	TONELLI GIULIO	191.891	191.891
363 IVY GLOBAL EQUITY INCOME FUND	TONELLI GIULIO	246.860	246.860
162 IXIS EURO ACTIONS	TONELLI GIULIO	1.133.797	1.133.797
217 IXIS FLAMME	TONELLI GIULIO	114.050	114.050
2096 JANA PASSIVE GLOBAL SHARE TRUST	TONELLI GIULIO	150.046	150.046
666 JANUS ADAPTIVE GLOBAL ALLOCATION FUND	TONELLI GIULIO	3.478	3.478
50 JANUS CAPITAL FUND PLC	TONELLI GIULIO	1.148	1.148
54 JANUS CAPITAL FUND PLC	TONELLI GIULIO	85.764	85.764
73 JANUS CAPITAL FUNDS PLC	TONELLI GIULIO	359	359
625 JANUS CAPITAL MANAGEMENT LLC	TONELLI GIULIO	44	44
626 JANUS CAPITAL MANAGEMENT LLC	TONELLI GIULIO	950	950
545 JAPAN TR SERV BK LTD ATF STB BARING ALL EUROP EQ INC OPEN MF	TONELLI GIULIO	113.011	113.011
1465 JAPAN TRUSTEE SERVICES BANK LTD	TONELLI GIULIO	7.433	7.433
1479 JAPAN TRUSTEE SERVICES BANK LTD	TONELLI GIULIO	4.100	4.100
2054 JAPAN TRUSTEE SERVICES BANK LTD	TONELLI GIULIO	24.614	24.614
1023 JNL MULTI-MANAGER ALTERNATIVE FUND	TONELLI GIULIO	243.579	243.579
1707 JNL-S&P INTERNATIONAL 5 FUND	TONELLI GIULIO	178.025	178.025
1951 JNL/BLACKROCK GLOBAL ALLOCATION FUND	TONELLI GIULIO	127.795	127.795
1713 JNL/BROOKFIELD GLOBAL INFRASTRUCTURE FUND	TONELLI GIULIO	3.155.130	3.155.130
1711 JNL/MELLON CAPITAL INTNAL INDEX FUND	TONELLI GIULIO	391.127	391.127
627 JNL/MELLON CAPITAL EUROPEAN 30 FUND	TONELLI GIULIO	2.797.932	2.797.932
1206 JOHN E FETZER INSTITUTE INC	TONELLI GIULIO	45.838	45.838
512 JOHN HANCOCK FUNDS II STRATEGIC EQUITY ALLOCATION FUND	TONELLI GIULIO	318.012	318.012
55 JOHN HANCOCK FUNDS III INTERNATIONAL CORE FUND	TONELLI GIULIO	43.813	43.813
960 JOHN HANCOCK INSURANCE COMPANY OF VERMONT	TONELLI GIULIO	9.587	9.587
529 JOHN HANCOCK LIFE AND HEALTH INSURANCE COMPANY	TONELLI GIULIO	96.157	96.157

# ASSEMBLEA ORDINARIA

## 27 APRILE 2016




Esito della votazione sul punto 2

### Attribuzione dell'utile di esercizio e distribuzione del dividendo.

511 JOHN HANCOCK VAR INS TRUST STRATEGIC EQUITY ALLOCATION TRUST	TONELLI GIULIO	535.461	535.461
58 JOHN HANCOCK VARIABLE INSURANCE TRUST INTERNATIONAL CORE TRUST	TONELLI GIULIO	128.519	128.519
61 JOHN HANCOCK VARIABLE INSURANCE TRUST INTERNATIONAL EQUITY INDEX TRUST	TONELLI GIULIO	66.929	66.929
605 JOHN HANCOCK WORLDWIDE INVESTORS PUBLIC LIMITED COMPANY	TONELLI GIULIO	5.847	5.847
2350 JOHN S. & JAMES L. KNIGHT FOUNDATION	TONELLI GIULIO	149.624	149.624
1665 JP MORGAN PRIVATE BANK FUNDS 1	TONELLI GIULIO	398.031	398.031
541 JP TR SERV BK LTD ATF MATB MSCI KOKUSAI INDEX MOTHER F	TONELLI GIULIO	61.201	61.201
1513 JPM MULTI INCOME FUND	TONELLI GIULIO	690.463	690.463
1700 JPM MULTI-ASSET INCOME FUND	TONELLI GIULIO	114.037	114.037
1791 JPMORGAN DIVERS RETURN EU EQUIT ETF	TONELLI GIULIO	38.841	38.841
1780 JPMORGAN DIVERSIFIED FUND	TONELLI GIULIO	106.431	106.431
1802 JPMORGAN DIVERSIFIED RETURN GLOBAL EQUIT	TONELLI GIULIO	21.075	21.075
1801 JPMORGAN DIVERSIFIED RETURN INTERNATIONAL EQUITY ETF	TONELLI GIULIO	55.806	55.806
1837 JPMORGAN EUROPE STRATEGIC DIVIDEND FUND	TONELLI GIULIO	8.062	8.062
1740 JPMORGAN EUROPEAN INVESTMENT TRUST PLC	TONELLI GIULIO	214.407	214.407
1702 JPMORGAN FUND ICVC - JPM CAUTIOUS MANAG	TONELLI GIULIO	666.205	666.205
1701 JPMORGAN FUND ICVC - JPM GLOBAL MACRO OPPORTUNITIES FUND	TONELLI GIULIO	2.217.116	2.217.116
1649 JPMORGAN FUNDS EUROPEAN BANK AND BC	TONELLI GIULIO	1.390.283	1.390.283
1650 JPMORGAN FUNDS EUROPEAN BANK AND BC	TONELLI GIULIO	34.432	34.432
1652 JPMORGAN FUNDS EUROPEAN BANK AND BC	TONELLI GIULIO	41.520	41.520
1655 JPMORGAN FUNDS EUROPEAN BANK AND BC	TONELLI GIULIO	64.173	64.173
1656 JPMORGAN FUNDS EUROPEAN BANK AND BC	TONELLI GIULIO	114.576	114.576
1790 JPMORGAN GLOBAL RESEARCH ENHANCED INDEX FUND	TONELLI GIULIO	984.246	984.246
1782 JPMORGAN INCOME BUILDER FUND	TONELLI GIULIO	1.906.072	1.906.072
1803 JPMORGAN INCOME BUILDER FUND	TONELLI GIULIO	5.854	5.854
1705 JPMORGAN INTERNATIONAL OPPORTUNITIES FUN	TONELLI GIULIO	3.867.329	3.867.329
1651 JPMORGAN INVESTMENT FUNDS	TONELLI GIULIO	4.004.295	4.004.295
1658 JPMORGAN INVESTMENT FUNDS	TONELLI GIULIO	3.185.661	3.185.661
1661 JPMORGAN INVESTMENT FUNDS	TONELLI GIULIO	2.820.505	2.820.505
1662 JPMORGAN INVESTMENT FUNDS	TONELLI GIULIO	21.341.453	21.341.453
1663 JPMORGAN INVESTMENT FUNDS	TONELLI GIULIO	780.952	780.952
1721 JPMORGAN LIFE LIMITED	TONELLI GIULIO	387.384	387.384
1638 JSS INVESTMENTFONDS	TONELLI GIULIO	107.647	107.647
1637 JSS MULTI LABEL SICAV	TONELLI GIULIO	233.419	233.419
1462 JTSB STB DAIWA STOCK INDEX FUND 9807	TONELLI GIULIO	46.800	46.800
1089 JTW TRUST NO. 1 UAD 9/19/02	TONELLI GIULIO	5.716	5.716
1090 JTW TRUST NO. 2 UAD 9/19/02	TONELLI GIULIO	8.078	8.078
1088 JTW TRUST NO. 3 UAD 9/19/02	TONELLI GIULIO	11.377	11.377
1207 JTW TRUST NO. 4 UAD 9/19/02	TONELLI GIULIO	14.331	14.331
1132 K INVESTMENTS SH LIMITED	TONELLI GIULIO	294.747	294.747
500 KAISER FOUNDATION HOSPITALS	TONELLI GIULIO	1.098.229	1.098.229

# ASSEMBLEA ORDINARIA

## 27 APRILE 2016



Esito della votazione sul punto 2

### Attribuzione dell'utile di esercizio e distribuzione del dividendo.

501 KAISER FOUNDATION HOSPITALS	TONELLI GIULIO	231.249	231.249
943 KAISER FOUNDATION HOSPITALS	TONELLI GIULIO	96.914	96.914
491 KAISER PERMANENTE GROUP TRUST	TONELLI GIULIO	808.451	808.451
492 KAISER PERMANENTE GROUP TRUST	TONELLI GIULIO	186.265	186.265
493 KAISER PERMANENTE GROUP TRUST	TONELLI GIULIO	2.122.219	2.122.219
942 KAISER PERMANENTE GROUP TRUST	TONELLI GIULIO	285.397	285.397
639 KANSAS PUBLIC EMPLOYEES RETIREMENT SYSTEM	TONELLI GIULIO	709.823	709.823
640 KANSAS PUBLIC EMPLOYEES RETIREMENT SYSTEM	TONELLI GIULIO	3.694	3.694
1739 KAPITALFORENINGEN PENSAM INVEST PSI 30 EUROPAEISKE AKTIER	TONELLI GIULIO	127.080	127.080
1738 KAPITALFORENINGEN PENSAM INVEST PSI 31 EUROPAEISKE AKTIER	TONELLI GIULIO	115.000	115.000
1741 KAPITFORENI INSTIT INVEST GLOBALE AKTIER	TONELLI GIULIO	290.788	290.788
2352 KENTUCKY RETIREMENT SYSTEMS	TONELLI GIULIO	630.560	630.560
2353 KENTUCKY RETIREMENT SYSTEMS INSURANCE TRUST FUND	TONELLI GIULIO	257.708	257.708
2349 KEYSpan CORPORATION PENSION MASTER TRUST	TONELLI GIULIO	79.195	79.195
1316 KLEINWORT BENSON INVESTORS GLOBAL INVESTMENT FUND	TONELLI GIULIO	17.509	17.509
1317 KLEINWORT BENSON INVESTORS GLOBAL INVESTMENT FUND	TONELLI GIULIO	35.646	35.646
1332 KOMMUNAL LANDSPENSJONSKASSE GJENSIDIG FORSIKRINGSSKAP	TONELLI GIULIO	139.366	139.366
60 KOREA POST	TONELLI GIULIO	195.828	195.828
638 KP INTERNATIONAL EQUITY FUND	TONELLI GIULIO	59.625	59.625
1546 KREBSHILFE 2 FONDS	TONELLI GIULIO	24.712	24.712
184 L.S. DYNAMIQUE	TONELLI GIULIO	10.937	10.937
2023 LA BANQUE POSTALE	TONELLI GIULIO	196.416	196.416
1431 LA BANQUE POSTALE ASSET MGMT A	TONELLI GIULIO	50.000	50.000
1883 LA FRANCAISE LUX	TONELLI GIULIO	20.000	20.000
127 LA MEDICALE DE FRANCE	TONELLI GIULIO	86.206	86.206
154 LA SAUVERGARDE	TONELLI GIULIO	39.780	39.780
1873 LABEL EUROPE ACTIONS FCP	TONELLI GIULIO	229.300	229.300
1825 LABORERS PENSION FUND OF WESTERN CANADA	TONELLI GIULIO	299.976	299.976
1151 LAKE AVENUE INVESTMENTS, LLC	TONELLI GIULIO	13.052	13.052
1294 LANCASHIRE COUNTY PENSION FUND	TONELLI GIULIO	352.331	352.331
646 LATTICE DEVELOPED MARKETS (EX-US) STRATEGY ETF	TONELLI GIULIO	10.853	10.853
507 LAUDUS INTERNATIONAL MARKETMASTERS FUND	TONELLI GIULIO	10.241	10.241
2354 LAWRENCE LIVERMORE NATIONAL SECURITY, LLC AND LOS ALAMOS NATIONAL SECURITY, LLC	TONELLI GIULIO	174.564	174.564
2355 LAWRENCE LIVERMORE NATIONAL SECURITY, LLC AND LOS ALAMOS NATIONAL SECURITY, LLC	TONELLI GIULIO	31.958	31.958
2356 LAWRENCE LIVERMORE NATIONAL SECURITY, LLC AND LOS ALAMOS NATIONAL SECURITY, LLC	TONELLI GIULIO	268.405	268.405
2398 LAZARD ASSET MANAGEMENT LLC	TONELLI GIULIO	12.500	12.500
14 LAZARD ASSET MANAGEMENT LLC GLOBAL HEXAGN MASTER LP-PM	TONELLI GIULIO	67.010	67.010
1055 LAZARD EUROPEAN ALPHA FUND	TONELLI GIULIO	126.724	126.724
350 LAZARD EUROPEAN EQUITY FD - LAZARD GLOBAL ACTIVE FUNDS PLC	TONELLI GIULIO	76.620	76.620
379 LAZARD GLOBAL ACTIVE FUNDS PLC LAZARD GLOBAL EQUITY INCOME FUND	TONELLI GIULIO	21.240	21.240
676 LAZARD GLOBAL BALANCED INCOME FUND	TONELLI GIULIO	18.325	18.325

# ASSEMBLEA ORDINARIA

## 27 APRILE 2016




Esito della votazione sul punto 2

### Attribuzione dell'utile di esercizio e distribuzione del dividendo.

675 LAZARD GLOBAL EQUITY INCOME FUND	TONELLI GIULIO	327.473	327.473
1057 LAZARD GLOBAL EQUITY INCOME FUND	TONELLI GIULIO	1.225.891	1.225.891
611 LAZARD GLOBAL INFRASTRUCTURE FUND	TONELLI GIULIO	1.850.460	1.850.460
642 LAZARD GLOBAL INVESTMENT FUNDS PUBLIC LIMITED COMPANY	TONELLI GIULIO	176.099	176.099
619 LAZARD GLOBAL LISTED INFRASTRUCTURE (CANADA) FUND	TONELLI GIULIO	3.489.214	3.489.214
1067 LAZARD GLOBAL LISTED INFRASTRUCTURE FUND	TONELLI GIULIO	8.493.882	8.493.882
513 LAZARD GLOBAL LISTED INFRASTRUCTURE PORTFOLIO	TONELLI GIULIO	22.996.547	22.996.547
352 LAZARD GLOBAL PORTF.FUNDS PLC LAZ.GL.LISTED INFRASTRUCT.STERLI.F	TONELLI GIULIO	8.126.604	8.126.604
514 LAZARD WORLD DIVIDEND & INCOME FUND, INC.	TONELLI GIULIO	219.955	219.955
269 LBPAM ACTIONS EUROPE DU SUD	TONELLI GIULIO	244.467	244.467
262 LBPAM ACTIONS INDICE	TONELLI GIULIO	159.850	159.850
264 LBPAM ACTIONS INDICE	TONELLI GIULIO	108.729	108.729
267 LBPAM ACTIONS ISR MONDE	TONELLI GIULIO	40.067	40.067
261 LBPAM ACTIONS MONDE	TONELLI GIULIO	1.452.000	1.452.000
266 LBPAM PROFIL 100	TONELLI GIULIO	94.204	94.204
265 LBPAM PROFIL 80 PEA	TONELLI GIULIO	177.244	177.244
146 LCL ACTIONS EURO CORE+	TONELLI GIULIO	108.880	108.880
149 LCL ACTIONS EUROPE HAUT RENDEMENT	TONELLI GIULIO	2.377	2.377
150 LCL ACTIONS EUROPE RESTRUCTURATION	TONELLI GIULIO	10.348	10.348
145 LCL ACTIONS FRANCE CORE PLUS	TONELLI GIULIO	252.650	252.650
1327 LEGAL & GENERAL AUTHORISED CONTRACTUAL SCHEME	TONELLI GIULIO	31.498	31.498
47 LEGAL AND GENERAL	TONELLI GIULIO	459.404	459.404
17 LEGAL AND GENERAL ASSURANCE PENSIONS MANAGEMENT LIMITED	TONELLI GIULIO	4.743	4.743
27 LEGAL AND GENERAL ASSURANCE PENSIONS MANAGEMENT LIMITED	TONELLI GIULIO	26.385.569	26.385.569
28 LEGAL AND GENERAL ASSURANCE PENSIONS MANAGEMENT LIMITED	TONELLI GIULIO	1.179.732	1.179.732
65 LEGAL AND GENERAL COLLECTIVE INVESTMENT TRUST	TONELLI GIULIO	119.365	119.365
487 LEGG MASON DEVELOPED EX-US DIVERSIFIED CORE ETF	TONELLI GIULIO	1.269	1.269
347 LEGG MASON GL.FUNDS PLC/LEGG MASON QS MV GL.EQ.GROWTH INC. FUND	TONELLI GIULIO	16.649	16.649
349 LEGG MASON GLOBAL FUNDS PLC/LEGG MASON QS MV EUROPEAN EQUITYGROWTH AND INCOME FT	TONELLI GIULIO	301.825	301.825
421 LIBERTY MUTUAL RETIREMENT PLAN MASTER TRUST	TONELLI GIULIO	35.866	35.866
180 LION FLAMME	TONELLI GIULIO	89.429	89.429
1092 LJR LIMITED PARTNERSHIP	TONELLI GIULIO	57.800	57.800
1093 LJR LIMITED PARTNERSHIP	TONELLI GIULIO	98.010	98.010
1251 LOCKHEED MARTIN CORPORATION MASTER RETIREMENT TRUST	TONELLI GIULIO	227.769	227.769
1252 LOCKHEED MARTIN CORPORATION MASTER RETIREMENT TRUST	TONELLI GIULIO	387.660	387.660
111 LOF EUROPE EQUITY FACTOR ENHANCED	TONELLI GIULIO	156.415	156.415
1847 LOMBARD ODIER DARIER HFM SA INSTITUTIONNEL-3D	TONELLI GIULIO	258.600	258.600
404 LONDON BOROUGH OF CROYDON PENSION FUND	TONELLI GIULIO	78.828	78.828
582 LORD ABBET SECURITIES TRUST-LORD ABBETT INT CORE EQ F	TONELLI GIULIO	539.242	539.242
641 LORD ABBETT INTERNATIONAL CORE EQUITY TRUST	TONELLI GIULIO	109.118	109.118
573 LORD ABBETT SEC TRUST-LORD ABBETT INTL DIVIDEND INCOME FUND	TONELLI GIULIO	7.002.613	7.002.613

# ASSEMBLEA ORDINARIA

## 27 APRILE 2016



Esito della votazione sul punto **2**

### Attribuzione dell'utile di esercizio e distribuzione del dividendo.

581 LORD ABBETT SERIES FUND, INC. - INTERNATIONAL CORE EQ PTF	TONELLI GIULIO	62.806	62.806
1250 LOS ANGELES CITY EMPLOYEES RETIREMENT SYSTEM	TONELLI GIULIO	208.578	208.578
1292 LOTHIAN PENSION FUND	TONELLI GIULIO	710.019	710.019
1293 LOTHIAN PENSION FUND	TONELLI GIULIO	606.447	606.447
2359 LOUISIANA STATE EMPLOYEES' RETIREMENT SYSTEM	TONELLI GIULIO	259.700	259.700
1154 LOY PARTNERSHIP, LLC	TONELLI GIULIO	7.477	7.477
1153 LTW GROUP HOLDINGS, LLC	TONELLI GIULIO	21.361	21.361
1208 LTW INVESTMENTS LLC	TONELLI GIULIO	11.902	11.902
1694 LUCRF PTY LTD FOR THE LABOUR UNION CO-O	TONELLI GIULIO	12.236	12.236
189 LV CHALLENGE	TONELLI GIULIO	58.137	58.137
2357 LVIP SSGA INTERNATIONAL INDEX FUND	TONELLI GIULIO	429.703	429.703
1422 MAAF ASSURANCES SA	TONELLI GIULIO	1.063.070	1.063.070
170 MAAF SANTE	TONELLI GIULIO	35.060	35.060
166 MAAF VIE	TONELLI GIULIO	120.790	120.790
168 MAAF VIE	TONELLI GIULIO	723.160	723.160
169 MAAF VIE	TONELLI GIULIO	7.520	7.520
1814 MAC GLB INFRA PLEDGE SCO	TONELLI GIULIO	97.347	97.347
51 MACQUAIRE INVESTMENT MANAGEMENT LIMITED	TONELLI GIULIO	836.931	836.931
1307 MACQUARIE GLOBAL INFRASTRUCTURE TOTAL RETURN FUND INC.	TONELLI GIULIO	983.080	983.080
1493 MACQUARIE GLOBAL LISTED INFRASTRUCTURE C	TONELLI GIULIO	142.597	142.597
1194 MAGELLAN CORE INFRASTRUCTURE FUND	TONELLI GIULIO	1.009.487	1.009.487
1195 MAGELLAN INFRASTRUCTURE FUND	TONELLI GIULIO	3.051.474	3.051.474
1193 MAGELLAN INFRASTRUCTURE FUND (UNHEDGED)	TONELLI GIULIO	1.117.141	1.117.141
1019 MAINSTAY 130/30 INTERNATIONAL FUND	TONELLI GIULIO	425.705	425.705
1026 MANAGED PENSION FUNDS LIMITED	TONELLI GIULIO	1.592.266	1.592.266
1037 MANAGED PENSION FUNDS LIMITED	TONELLI GIULIO	271.761	271.761
1038 MANAGED PENSION FUNDS LIMITED	TONELLI GIULIO	51.579	51.579
1047 MANAGED PENSION FUNDS LIMITED	TONELLI GIULIO	2.500	2.500
2050 MANAGEMENT BOARD PUBLIC SERVICE PENSION	TONELLI GIULIO	262.944	262.944
64 MANAGEMENT BOARD PUBLIC SERVICE PENSION FUND	TONELLI GIULIO	464.925	464.925
806 MANULIFE ASSET MANAGEMENT INTERNATIONAL EQUITY INDEX POOLED F	TONELLI GIULIO	53.759	53.759
1817 MANULIFE GLOBAL INFRASTRUCTURE FUND	TONELLI GIULIO	1.065.132	1.065.132
1815 MANULIFE INTERNATIONAL EQUITY INDEX FUND	TONELLI GIULIO	9.842	9.842
1816 MANULIFE INVESTMENT EXCHANGE FUND CORP	TONELLI GIULIO	397.153	397.153
1818 MANULIFE SOBEYS GLOBAL EQUITY FUND UT	TONELLI GIULIO	412.323	412.323
2366 MANVILLE PERSONAL INJURY SETTLEMENT TRUST	TONELLI GIULIO	12.592	12.592
1495 MARCAL PEDRO	TONELLI GIULIO	1.250	1.250
841 MARCH FUND	TONELLI GIULIO	5.867	5.867
843 MARCH FUND	TONELLI GIULIO	29.464	29.464
1086 MARGARET A. CARGILL FOUNDATION	TONELLI GIULIO	39.998	39.998
1171 MARITIME AND PORT AUTHORITY OF SINGAPORE	TONELLI GIULIO	349.497	349.497



# ASSEMBLEA ORDINARIA

## 27 APRILE 2016




Esito della votazione sul punto 2

### Attribuzione dell'utile di esercizio e distribuzione del dividendo.

648 MARYLAND STATE RETIREMENT & PENSION SYSTEM	TONELLI GIULIO	95.900	95.900
649 MARYLAND STATE RETIREMENT & PENSION SYSTEM	TONELLI GIULIO	22.998	22.998
650 MARYLAND STATE RETIREMENT & PENSION SYSTEM	TONELLI GIULIO	232.867	232.867
967 MARYLAND STATE RETIREMENT & PENSION SYSTEM	TONELLI GIULIO	237.059	237.059
1406 MASSMUTUAL SELECT BLACKROCK	TONELLI GIULIO	19.412	19.412
939 MASTER INTERNATIONAL INDEX SERIES OF QUANT MASTER SERIES LLC	TONELLI GIULIO	663.402	663.402
1989 MASTER TRUST FOR NATIONAL PENSION FD	TONELLI GIULIO	166.520	166.520
340 MAXIM INTERNATIONAL INDEX PORTFOLIO OF MAXIM SERIES FUND, INC	TONELLI GIULIO	130.144	130.144
2363 MCGILL UNIVERSITY PENSION FUND	TONELLI GIULIO	13.397	13.397
2364 MCKINLEY CAPITAL MANAGEMENT FUND PLC	TONELLI GIULIO	2.520	2.520
654 MERCER INTERNATIONAL EQUITY FUND	TONELLI GIULIO	94.061	94.061
959 MERCER NON-US CORE EQUITY FUND	TONELLI GIULIO	238.876	238.876
655 MERCER QIF CCF	TONELLI GIULIO	80.331	80.331
657 MERCER QIF CCF	TONELLI GIULIO	198.463	198.463
658 MERCER QIF CCF	TONELLI GIULIO	129.600	129.600
419 MERCK AND CO., INC MASTER RETIREMENT TRUST	TONELLI GIULIO	179.882	179.882
762 MERCK CAPITAL ASSET MANAGEMENT LIMITED	TONELLI GIULIO	40.324	40.324
2367 MERCY INVESTMENT SERVICES	TONELLI GIULIO	25.496	25.496
842 MERRILL LYNCH INVESTMENT SOLUTIONS	TONELLI GIULIO	235.751	235.751
1455 MERRILL LYNCH PROFESSIONAL CLEARING	TONELLI GIULIO	950.038	950.038
1299 MERSEYSIDE PENSION FUND	TONELLI GIULIO	629.989	629.989
560 MET INVESTOR SERIES TRUST-ALLIANC GLOBAL DYNAMIC ALL PTF	TONELLI GIULIO	201.667	201.667
561 MET INVESTORS SERIES TRUST- JPMORGAN GLOBAL ACTIVE ALL PTF	TONELLI GIULIO	977.490	977.490
826 METALLRENTE FONDS PORTFOLIO	TONELLI GIULIO	83.926	83.926
530 METROPOLITAN LIFE INSURANCE COMPANY	TONELLI GIULIO	85.001	85.001
1584 METROPOLITAN RENTASTRO	TONELLI GIULIO	473.872	473.872
956 METROPOLITAN SERIES FUND- MSCI EAFE INDEX PORTFOLIO	TONELLI GIULIO	176.405	176.405
2018 METZLER INVESTMENT GMBH	TONELLI GIULIO	789.413	789.413
764 METZLER INVESTMENT GMBH FOR MI-FONDS 415	TONELLI GIULIO	258.360	258.360
1396 METZLER STRATEGIC INVEST	TONELLI GIULIO	105.495	105.495
1155 MF INTERNATIONAL FUND LLC	TONELLI GIULIO	800	800
1165 MFC INTERNATIONAL FUND LLC	TONELLI GIULIO	9.421	9.421
656 MGI FUNDS PLC	TONELLI GIULIO	51.804	51.804
460 MI-FONDS K11	TONELLI GIULIO	20.629	20.629
1271 MICHELIN NORTH AMERICA (CANADA) INC. MASTER TRUST	TONELLI GIULIO	21.214	21.214
1253 MICHELIN NORTH AMERICA INC. MASTER RETIREMENT TRUST	TONELLI GIULIO	118.548	118.548
1129 MICHIGAN CATHOLIC CONFERENCE	TONELLI GIULIO	1.982	1.982
1094 MICHIGAN CATHOLIC CONFERENCE MASTER PENSION TRUST	TONELLI GIULIO	15.256	15.256
1421 MIF WORLD EQUITY	TONELLI GIULIO	125.423	125.423
1988 MINEWORKERS PENSION SCHEME	TONELLI GIULIO	73.853	73.853
444 MINISTER FOR FINANCE AND IRELAND STRATEGIC INVESTMENT FUND	TONELLI GIULIO	775.049	775.049

# ASSEMBLEA ORDINARIA

## 27 APRILE 2016



**Esito della votazione sul punto 2**

### **Attribuzione dell'utile di esercizio e distribuzione del dividendo.**

433 MINISTRY OF FINANCE OF THE REPUBLIC OF KAZAKHST	TONELLI GIULIO	397.200	397.200
434 MINISTRY OF FINANCE OF THE REPUBLIC OF KAZAKHST	TONELLI GIULIO	40.011	40.011
435 MINISTRY OF FINANCE OF THE REPUBLIC OF KAZAKHST	TONELLI GIULIO	29.771	29.771
715 MINISTRY OF STRATEGY AND FINANCE	TONELLI GIULIO	27.276	27.276
731 MINISTRY OF STRATEGY AND FINANCE	TONELLI GIULIO	481.958	481.958
1752 MISSOURI EDUCATION PENSION TRUST	TONELLI GIULIO	301.449	301.449
1987 MISSOURI EDUCATION PENSION TRUST	TONELLI GIULIO	41.410	41.410
319 MLC LIMITED	TONELLI GIULIO	560	560
320 MLC LIMITED	TONELLI GIULIO	2.725	2.725
622 MM MSCI EAFE INTERNATIONAL INDEX FUND	TONELLI GIULIO	76.724	76.724
157 MMA IARD S.A.	TONELLI GIULIO	1.764.400	1.764.400
1844 MMA VIE SA	TONELLI GIULIO	2.118.000	2.118.000
1611 MONSANTO ACTIONS	TONELLI GIULIO	4.120	4.120
968 MORGAN STANLEY INSTITUTIONAL FD TR - GLOBAL STRATEGIST PTF	TONELLI GIULIO	20.778	20.778
659 MORGAN STANLEY INSTITUTIONAL FUND TR- GL MULTI-ASSET INC PTF	TONELLI GIULIO	3.449	3.449
1901 MORGAN STANLEY INVESTMENT FUNDS	TONELLI GIULIO	3.102	3.102
1166 MS FUND LP	TONELLI GIULIO	16.331	16.331
1118 MS TR AGREE UN VAR EMPL BEN PL UNIL US INC & ITS SUB & AFF	TONELLI GIULIO	86.509	86.509
815 MSCI EAFE PROV SCREENED INDEX NON - LENDING COMMON TR FUND	TONELLI GIULIO	12.727	12.727
926 MSCI EQUITY INDEX FUND B-ITALY	TONELLI GIULIO	1.129.733	1.129.733
425 MSV LIFE PLC	TONELLI GIULIO	338.177	338.177
303 MT TOTAL RETURN FUND	TONELLI GIULIO	18.650	18.650
1689 MTBJ DAIDO LIFE FOREIGN EQUITY MOTHER FD	TONELLI GIULIO	11.387	11.387
1049 MULTI-MANAGER ICVC - MULTI-MANGER INTERNATIONAL EQUITY FUND	TONELLI GIULIO	349.013	349.013
63 MUNDER INTERNATIONAL FUND CORE EQUITY	TONELLI GIULIO	10.662	10.662
1319 MUNICIPAL EMPLOYEES' ANNUITY AND BENEFIT FUND OF CHICAGO	TONELLI GIULIO	32.356	32.356
1320 MUNICIPAL EMPLOYEES' ANNUITY AND BENEFIT FUND OF CHICAGO	TONELLI GIULIO	70.300	70.300
185 N 1 RENDEMENT USINOR	TONELLI GIULIO	20.076	20.076
1519 NADAUD	TONELLI GIULIO	15.280	15.280
1321 NAT WEST BANK PLC AS TRUSTEE OF LEG & GEN GLOBAL EQT IND FD	TONELLI GIULIO	4.227	4.227
1322 NAT WEST BK AS TRUSTEE OF LEGAL & GENERAL EUROPEAN INDEX TR	TONELLI GIULIO	1.443.845	1.443.845
1323 NAT WEST BK PLC AS TRUSTEE OF THE LEGAL & GENERAL INT IND TR	TONELLI GIULIO	83.545	83.545
1172 NATIONAL COUNCIL FOR SOCIAL SECURITY FUND, P.R.C	TONELLI GIULIO	112.711	112.711
1173 NATIONAL COUNCIL FOR SOCIAL SECURITY FUND, P.R.C	TONELLI GIULIO	82.356	82.356
1174 NATIONAL COUNCIL FOR SOCIAL SECURITY FUND, P.R.C	TONELLI GIULIO	98.646	98.646
1175 NATIONAL COUNCIL FOR SOCIAL SECURITY FUND, P.R.C	TONELLI GIULIO	182.346	182.346
40 NATIONAL COUNCIL FOR SOCIAL SECURITY FUND.	TONELLI GIULIO	8.460	8.460
2372 NATIONAL ELEVATOR INDUSTRY PENSION PLAN	TONELLI GIULIO	323.310	323.310
1215 NATIONAL RAILROAD RETIREMENT INVESTMENT TRUST	TONELLI GIULIO	875.900	875.900
443 NATIONAL TREASURY MANAGEMENT AGENCY (AS CONTROLLER AND MANAGER OF THE IRELAND STI	TONELLI GIULIO	249.059	249.059
1278 NATIONAL WESTMINSTER BANK PLC AS TRUSTEE OF KES STRAT INV F	TONELLI GIULIO	19.919	19.919

# ASSEMBLEA ORDINARIA

## 27 APRILE 2016




Esito della votazione sul punto 2

### Attribuzione dell'utile di esercizio e distribuzione del dividendo.

1082 NATIONAL WESTMINSTER BK PLC AS TR OF BARING TARGETED RETURN F	TONELLI GIULIO	38.763	38.763
1970 NATIONWIDE INTERNATIONAL INDEX FUND	TONELLI GIULIO	303.818	303.818
1413 NATIXIS AM	TONELLI GIULIO	453.801	453.801
105 NATIXIS ASSET MANAGEMENT SA	TONELLI GIULIO	3.382.124	3.382.124
106 NATIXIS ASSET MANAGEMENT SA	TONELLI GIULIO	1.082.425	1.082.425
1272 NAV CANADA PENSION PLAN	TONELLI GIULIO	39.206	39.206
1449 NCF-GBL INFRASST STOCK FD	TONELLI GIULIO	20.434.100	20.434.100
1410 NESTLE FRANCE EQUILIBRE	TONELLI GIULIO	36.515	36.515
1681 NEUBERGER BERMAN ALTERNATIVE FUNDS NEUBERGER BERMAN GLOBAL LONG SHORT FUND	TONELLI GIULIO	3.852	3.852
1799 NEUBERGER BERMAN ALTERNATIVE FUNDS - NEUBERGER BERMAN ABSOLUTE RETURN MULTI - M	TONELLI GIULIO	178.218	178.218
1798 NEUBERGER BERMAN ALTERNATIVE FUNDS - NEUBERGER BERMAN LONG SHORT MULTI-MANAGE	TONELLI GIULIO	15.844	15.844
539 NEUBERGER BERMAN ALTERNATIVE FUNDS NB MULTI-ASSET INCOME FUND	TONELLI GIULIO	1.950	1.950
1498 NEUBERGER BERMAN INVESTM FUNDS PLC	TONELLI GIULIO	74.777	74.777
1505 NEUBERGER BERMAN INVESTM FUNDS PLC	TONELLI GIULIO	3.068	3.068
1836 NEW CAPITAL UCITS FUND PLC	TONELLI GIULIO	184.321	184.321
1742 NEW MEXICO STATE INVESTMENT COUNCIL	TONELLI GIULIO	99.654	99.654
1973 NEW MEXICO STATE INVESTMENT COUNCIL	TONELLI GIULIO	126.409	126.409
1974 NEW MEXICO STATE INVESTMENT COUNCIL	TONELLI GIULIO	36.289	36.289
800 NEW YORK STATE TEACHERS RETIREMENT SYSTEM	TONELLI GIULIO	867.502	867.502
802 NEW YORK STATE TEACHERS RETIREMENT SYSTEM	TONELLI GIULIO	33.300	33.300
1183 NEW ZEALAND SUPERANNUATION FUND	TONELLI GIULIO	143.331	143.331
1184 NEW ZEALAND SUPERANNUATION FUND	TONELLI GIULIO	105.426	105.426
1185 NEW ZEALAND SUPERANNUATION FUND	TONELLI GIULIO	177.911	177.911
2319 NEXTERA ENERGY DUANE ARNOLD LLCNQ DECOMMISSIONING TRUST	TONELLI GIULIO	3.786	3.786
2320 NEXTERA ENERGY DUANE ARNOLD LLCNQ DECOMMISSIONING TRUST	TONELLI GIULIO	3.053	3.053
1913 NFS LIMITED	TONELLI GIULIO	142.584	142.584
1917 NFS LIMITED	TONELLI GIULIO	68.681	68.681
1918 NFS LIMITED	TONELLI GIULIO	97.828	97.828
1050 NGAM INVESTMENT FUNDS U.K. ICVC - SEEYOND FACT + EU EX UK EQF	TONELLI GIULIO	20.270	20.270
1095 NGEE ANN POLYTECHNIC	TONELLI GIULIO	1.010	1.010
2016 NMM5 GHDE SCH ACCOUNT	TONELLI GIULIO	5.078.527	5.078.527
1448 NMM5 GIEP DWS ACCOUNT	TONELLI GIULIO	443.600	443.600
1443 NMM5 GIEP NVN ACCOUNT	TONELLI GIULIO	1.100.059	1.100.059
1447 NMM5 GIEP PTN ACCOUNT	TONELLI GIULIO	439.500	439.500
1450 NMM5 WIEQ BRF ACCOUNT	TONELLI GIULIO	198.572	198.572
1445 NMM5-GIEP BRI ACCOUNT	TONELLI GIULIO	200.400	200.400
1446 NMM5-WIEQ-CNS ACCOUNT	TONELLI GIULIO	513.019	513.019
1444 NMM5-WIEQ-NVN ACCOUNT	TONELLI GIULIO	403.905	403.905
1471 NN (L)	TONELLI GIULIO	146.929	146.929
1472 NN (L)	TONELLI GIULIO	848.672	848.672
1470 NN (L) LIQUID	TONELLI GIULIO	237.805	237.805

# ASSEMBLEA ORDINARIA

## 27 APRILE 2016



**Esito della votazione sul punto 2**

### **Attribuzione dell'utile di esercizio e distribuzione del dividendo.**

382 NN PARAPLUFONDS 1 N.V.	TONELLI GIULIO	227.798	227.798
383 NN PARAPLUFONDS 1 N.V.	TONELLI GIULIO	472.509	472.509
304 NON-US EQUITY MANAGERS PORTFOLIO 1 SERIES	TONELLI GIULIO	68.650	68.650
305 NON-US EQUITY MANAGERS PORTFOLIO 1 SERIES	TONELLI GIULIO	1.631	1.631
1644 NORDEA 1 SICAV	TONELLI GIULIO	3.047.376	3.047.376
1645 NORDEA 1 SICAV	TONELLI GIULIO	4.831.980	4.831.980
1646 NORDEA 1 SICAV	TONELLI GIULIO	12.394.889	12.394.889
1647 NORDEA 1 SICAV	TONELLI GIULIO	2.044.709	2.044.709
1667 NORDEA 1 SICAV	TONELLI GIULIO	316.823	316.823
1762 NORDEA EUROPEAN INDEX FUND	TONELLI GIULIO	56.012	56.012
1761 NORDEA GLOBAL INDEX FUND	TONELLI GIULIO	40.938	40.938
1648 NORDEA INSTITUTIONAL INVESTMENT FUND	TONELLI GIULIO	279.254	279.254
1757 NORDEA INVEST AKTIER	TONELLI GIULIO	54.073	54.073
1758 NORDEA INVEST AKTIER II	TONELLI GIULIO	28.949	28.949
1759 NORDEA INVEST ENGROS ABSOLUTE RETURN EQU	TONELLI GIULIO	121.438	121.438
1772 NORDEA INVEST ENGROS ABSOLUTE RETURN EQU	TONELLI GIULIO	57.261	57.261
1756 NORDEA INVEST GLOBALE AKTIER INDEKS	TONELLI GIULIO	4.220	4.220
1843 NORDEA INVEST PORTEFOLJE USA OG EUROPA	TONELLI GIULIO	151.199	151.199
1760 NORDEA INVEST STABILE AKTIER	TONELLI GIULIO	152.109	152.109
1839 NORDEA PRIVATE BANKING EQUITY CORE FUND	TONELLI GIULIO	553.778	553.778
1764 NORDEA PRO STABLE RETURN FUND	TONELLI GIULIO	1.381.227	1.381.227
1763 NORDEA STABIL	TONELLI GIULIO	481.022	481.022
1766 NORDEA STABLE EQUITIES UCITS ETF FUND	TONELLI GIULIO	14.265	14.265
1765 NORDEA STABLE RETURN FUND	TONELLI GIULIO	531.116	531.116
85 NORGES BANK	TONELLI GIULIO	904.392	904.392
1210 NORTHERN FUNDS - INTERNATIONAL EQUITY INDEX FUND	TONELLI GIULIO	734.379	734.379
1211 NORTHERN GLOBAL SUSTAINABILITY INDEX FUND	TONELLI GIULIO	31.448	31.448
1209 NORTHERN MULTI MANAGER GLOBAL LISTED INFRASTRUCTURE FUND	TONELLI GIULIO	4.323.050	4.323.050
1177 NORTHERN TRUST - FULLY TAXED ACCT	TONELLI GIULIO	64.975	64.975
1213 NORTHERN TRUST GLOBAL INVESTMENTS COLLECTIVE FUNDS TRUST	TONELLI GIULIO	3.058.050	3.058.050
1255 NORTHERN TRUST GLOBAL INVESTMENTS COLLECTIVE FUNDS TRUST	TONELLI GIULIO	73.492	73.492
1256 NORTHERN TRUST GLOBAL INVESTMENTS COLLECTIVE FUNDS TRUST	TONELLI GIULIO	722.959	722.959
1257 NORTHERN TRUST GLOBAL INVESTMENTS COLLECTIVE FUNDS TRUST	TONELLI GIULIO	272.300	272.300
1326 NORTHERN TRUST INVESTMENT FUNDS PUBLIC LIMITED COMPANY	TONELLI GIULIO	105.718	105.718
1301 NORTHERN TRUST UCITS COMMON CONTRACTUAL FUND	TONELLI GIULIO	39.791	39.791
1302 NORTHERN TRUST UCITS COMMON CONTRACTUAL FUND	TONELLI GIULIO	49.280	49.280
1303 NORTHERN TRUST UCITS COMMON CONTRACTUAL FUND	TONELLI GIULIO	59.542	59.542
1304 NORTHERN TRUST UCITS COMMON CONTRACTUAL FUND	TONELLI GIULIO	178.933	178.933
1305 NORTHERN TRUST UCITS COMMON CONTRACTUAL FUND	TONELLI GIULIO	86.772	86.772
1306 NORTHERN TRUST UCITS COMMON CONTRACTUAL FUND	TONELLI GIULIO	13.112	13.112
1342 NORTHERN TRUST UCITS FGR FUND	TONELLI GIULIO	371.152	371.152

# ASSEMBLEA ORDINARIA

## 27 APRILE 2016




Esito della votazione sul punto 2

### Attribuzione dell'utile di esercizio e distribuzione del dividendo.

485 NOVARTIS CORPORATION PENSION MASTER TRUST	TONELLI GIULIO	22.425	22.425
2068 NRMD	TONELLI GIULIO	1.108.607	1.108.607
1254 NT UNIT TRUST	TONELLI GIULIO	226.890	226.890
1098 NTCC COLLECTIVE FUNDS FOR EMPLOYEE BENEFIT TRUSTS	TONELLI GIULIO	887.580	887.580
1117 NTCC COLLECTIVE FUNDS FOR EMPLOYEE BENEFIT TRUSTS	TONELLI GIULIO	979.279	979.279
1170 NTCC COLLECTIVE FUNDS FOR GRANTOR TRUSTS	TONELLI GIULIO	239.923	239.923
1116 NTGI - QM COMM DAILY ALL COUNTRY WD EX-US EQ INDEX F - LEND	TONELLI GIULIO	84.746	84.746
1097 NTGI-QM COMMON DAILY ALL COUNWD EX-US INV MKT INDEX F NONLEND	TONELLI GIULIO	64.925	64.925
1114 NTGI-QM COMMON DAILY EAFE INDEX FUND - LENDING	TONELLI GIULIO	152.385	152.385
1091 NTGI-QM COMMON DAILY EAFE INDEX FUND - NON LENDING	TONELLI GIULIO	126.816	126.816
395 NUCLEAR LIABILITIES FUND LIMITED	TONELLI GIULIO	57.163	57.163
671 NUVEEN GLOBAL INFRASTRUCTURE FUND	TONELLI GIULIO	2.168.407	2.168.407
1501 NUVEEN GLOBAL INFRASTRUCTURE FUND	TONELLI GIULIO	414.770	414.770
1394 NUVEEN GLOBAL INVESTORS FUND	TONELLI GIULIO	2.513	2.513
1395 NUVEEN GLOBAL INVESTORS FUND	TONELLI GIULIO	82.670	82.670
1409 NUVEEN GLOBAL INVESTORS FUND	TONELLI GIULIO	103.580	103.580
667 NUVEEN REAL ASSET INCOME AND GROWTH FUND	TONELLI GIULIO	748.111	748.111
665 NUVEEN REAL ASSET INCOME FUND	TONELLI GIULIO	2.640.528	2.640.528
1954 NVIT INTERNATIONAL INDEX FUND	TONELLI GIULIO	314.496	314.496
1793 O'SHARES FTSE EUROPE QUALITY DIVIDEND ET	TONELLI GIULIO	20.412	20.412
1442 ODDO ET CIE	TONELLI GIULIO	304.916	304.916
1895 ODEY INVESTMENT FUNDS PLC	TONELLI GIULIO	1.207.167	1.207.167
1909 ODEY INVESTMENTS PLC	TONELLI GIULIO	702.007	702.007
118 OFI SMART ISR	TONELLI GIULIO	171.624	171.624
569 OFP DUPONT EUROPEAN PENSION FUND	TONELLI GIULIO	15.784	15.784
1158 OHANA HOLDINGS LLC	TONELLI GIULIO	274.514	274.514
1753 OHIO POLICE & FIRE PENSION FUND	TONELLI GIULIO	729.600	729.600
445 OHRA ZIEKTEKOSTENVERZEKERINGEN N.V	TONELLI GIULIO	22.575	22.575
1690 ONEPATH GLOBAL SHARES LARGE CAP UNHEDGED	TONELLI GIULIO	104.206	104.206
2383 ONTARIO PENSION BOARD .	TONELLI GIULIO	486.360	486.360
2318 ONTARIO POWER GENERATION INC .	TONELLI GIULIO	39.209	39.209
2384 ONTARIO POWER GENERATION INC. PENSION PLAN	TONELLI GIULIO	26.948	26.948
971 ONTARIO TEACHERS PENSION PLAN BOARD	TONELLI GIULIO	605.157	605.157
174 OPCVM SEEYOND EQUITY FACTOR INVESTING EURO	TONELLI GIULIO	66.082	66.082
631 OPENWORLD PUBLIC LIMITED COMPANY	TONELLI GIULIO	1.073.708	1.073.708
1179 OPSEU PENSION PLAN TRUST FUND	TONELLI GIULIO	223.504	223.504
964 ORANGE COUNTY EMPLOYEES RETIREMENT SYSTEM	TONELLI GIULIO	36.683	36.683
2095 OZ EUROPE MASTER FUND LTD	TONELLI GIULIO	145.865	145.865
2069 OZEA LP	TONELLI GIULIO	10.438	10.438
2386 PACIFIC GAS AND ELECTRIC CORP RETIREMENT MASTER TRUST	TONELLI GIULIO	406.858	406.858
2111 PACIFIC GAS AND ELECTRIC QUALIFIED CPUC DECOMMISSIONING TRUST	TONELLI GIULIO	83.448	83.448

# ASSEMBLEA ORDINARIA

## 27 APRILE 2016



Esito della votazione sul punto **2**

### Attribuzione dell'utile di esercizio e distribuzione del dividendo.

447 PANAGORA DIVERSIFIED RISK MULTI-ASSET FUND, LTD.	TONELLI GIULIO	167.378	167.378
2101 PANAGORA GROUP TRUST .	TONELLI GIULIO	87.324	87.324
1511 PANAGORA RISK PARITY MULTI ASSET COLLECTIVE FUND	TONELLI GIULIO	6.004	6.004
1581 PARVEST	TONELLI GIULIO	900.000	900.000
1594 PARVEST	TONELLI GIULIO	150.817	150.817
538 PAX ELLEVATE GLOBAL WOMEN'S INDEX FUND	TONELLI GIULIO	11.138	11.138
687 PAX MSCI EAFE ESG INDEX ETF	TONELLI GIULIO	142.209	142.209
342 PENN SERIES DEVELOPED INTERNATIONAL INDEX FUND	TONELLI GIULIO	17.071	17.071
803 PENSIENFONDS METAAL OFP	TONELLI GIULIO	248.616	248.616
533 PENSION FUND OF SUMITOMO MITSUI BANKING CORPORATION	TONELLI GIULIO	12.350	12.350
2387 PENSION RESERVES INVESTMENT TRUST FUND	TONELLI GIULIO	663.197	663.197
2388 PENSION RESERVES INVESTMENT TRUST FUND	TONELLI GIULIO	42.800	42.800
2389 PENSION RESERVES INVESTMENT TRUST FUND	TONELLI GIULIO	30.972	30.972
2127 PENSIONDANMARK PENSIONSFORSIKRINGSAKTIESELSKAB	TONELLI GIULIO	3.032.089	3.032.089
2128 PENSIONDANMARK PENSIONSFORSIKRINGSAKTIESELSKAB	TONELLI GIULIO	1.400.000	1.400.000
540 PEOPLE'S BANK OF CHINA	TONELLI GIULIO	869.738	869.738
713 PEOPLE'S BANK OF CHINA	TONELLI GIULIO	644.092	644.092
714 PEOPLE'S BANK OF CHINA	TONELLI GIULIO	1.371.911	1.371.911
722 PEOPLE'S BANK OF CHINA	TONELLI GIULIO	1.022.318	1.022.318
728 PEOPLE'S BANK OF CHINA	TONELLI GIULIO	879.466	879.466
730 PEOPLE'S BANK OF CHINA	TONELLI GIULIO	358.623	358.623
732 PEOPLE'S BANK OF CHINA	TONELLI GIULIO	440.692	440.692
1813 PERPETUAL ECONOMIC DIVERSIF. GLOBAL EQUI	TONELLI GIULIO	16.943	16.943
1812 PERPETUAL PRIVATE INTERNAT SHARE FUND	TONELLI GIULIO	24.130	24.130
2086 PETTELAAR EFFECTENBEW. INZ. SNSRESP. IND. FND	TONELLI GIULIO	300.098	300.098
1623 PGSF GLOBAL HIGH YIELD UTILITIES EQUITIES FUND	TONELLI GIULIO	129.721	129.721
1624 PGSF GLOBAL INCOME STOCK FUND	TONELLI GIULIO	371.374	371.374
1622 PGSF GLOBAL UTILITIES EQUITIES CURRENCY HEDGE FUND	TONELLI GIULIO	256.512	256.512
1625 PGSF GLOBAL UTILITIES EQUITIES FUND	TONELLI GIULIO	27.380.964	27.380.964
1619 PI CH - EUROPEAN EX SWISS EQUITIES TRACKER EX SL	TONELLI GIULIO	68.806	68.806
1620 PI CH - EUROPEAN EX SWISS EQUITIES TRACKER EX SL	TONELLI GIULIO	196.413	196.413
1628 PICTET EUROPEAN SUSTAINABLE EQUITIES	TONELLI GIULIO	479.059	479.059
1630 PICTET HIGH DIVIDEND SELECTION	TONELLI GIULIO	2.823.314	2.823.314
1430 PIONEER ASSET MANAGEMENT SA	TONELLI GIULIO	70.413	70.413
1486 PIONEER FLEXIBLE OPPORTUNITIES FUND	TONELLI GIULIO	637.719	637.719
1433 PIONEER FUNDS - EUROLAND EQUIT	TONELLI GIULIO	6.063.571	6.063.571
1435 PIONEER FUNDS - GLOBAL ECOLOGY	TONELLI GIULIO	2.817.478	2.817.478
1434 PIONEER FUNDS - ITALIAN EQUITY	TONELLI GIULIO	407.513	407.513
1432 PIONEER FUNDS-GLOB.EQ.TARG.INC	TONELLI GIULIO	4.206.611	4.206.611
1346 PIONEER INVESTMENT MANAGEMENT SGRPA / AZIONARIO CRESCITA	TONELLI GIULIO	1.204.990	1.204.990
1437 PIONEER INVESTMENT MANAGEMENT SGRPA / AZIONARIO EUROPA	TONELLI GIULIO	289.572	289.572

# ASSEMBLEA ORDINARIA

## 27 APRILE 2016



Esito della votazione sul punto 2

### Attribuzione dell'utile di esercizio e distribuzione del dividendo.

1436 PIONEER STRATEGY FUNDS-EUR.EQ.	TONELLI GIULIO	100.972	100.972
2394 PITTSBURGH THEOLOGICAL SEMINARYOF THE PRESBYTERIAN CHURCH (USA)	TONELLI GIULIO	3.057	3.057
1096 PITZER COLLEGE	TONELLI GIULIO	1.777	1.777
2385 POINT BEACH UNIT 1 AND UNIT 2 NQ TRUST-ACCOUNTING MECHANISM	TONELLI GIULIO	5.829	5.829
386 POOL RE JPM REI EQUITY POOL REINSURANCE COMPANY LIMITED	TONELLI GIULIO	30.893	30.893
355 POWERSAHRES S(AND)P INTERNATIONAL DEVELOPED HIGH BETA PORTFOLIO	TONELLI GIULIO	3.663	3.663
2131 POWERSHARES DEVELOPED EUROPACIFIC CURRENCY HEDGED LOW VOLATILITYPORTFOLIO	TONELLI GIULIO	1.066	1.066
321 POWERSHARES DWA DEVELOPED MARKETS TECHNICAL LEADERS PORTFOLIOLIO	TONELLI GIULIO	188.122	188.122
413 POWERSHARES EUROPE CURRENCY HEDGED LOW VOLATILITY PORTFOLIO	TONELLI GIULIO	497.736	497.736
449 POWERSHARES FTSE INTERNATIONAL LOW BETA EQUAL WEIGHT PORTFOLIO	TONELLI GIULIO	27.046	27.046
331 POWERSHARES GLOBAL FUNDS IRELAND PLC	TONELLI GIULIO	4.048	4.048
2094 POWERSHARES GLOBAL FUNDS IRELAND PLC	TONELLI GIULIO	30.932	30.932
2093 POWERSHARES GLOBAL FUNDS IRELAND PUBLIC LIMITED COMPANY	TONELLI GIULIO	1.993	1.993
357 POWERSHARES S(AND)P INTERNATIONAL DEVELOPED LOW VOLATILITY PORTF	TONELLI GIULIO	217.534	217.534
2022 PRADO ACTIONS	TONELLI GIULIO	1.446.288	1.446.288
206 PREDICA ISR EUROPE	TONELLI GIULIO	85.327	85.327
207 PREDIQUANT A2 - DIVIDENDE EURO	TONELLI GIULIO	1.034.021	1.034.021
208 PREDIQUANT A2 ACTIONS EUROPE	TONELLI GIULIO	578.937	578.937
1318 PREMIER ENERGY AND WATER TRUST PLC	TONELLI GIULIO	150.000	150.000
1279 PREMIER GLOBAL UTILITIES INCOME FUND	TONELLI GIULIO	85.000	85.000
1122 PRESBYTERIAN CHURCH (USA) FOUNDATION	TONELLI GIULIO	2.434	2.434
333 PRINCIPAL FUNDS INC DIVERSIFIEDREAL ASSET FUND	TONELLI GIULIO	991.179	991.179
334 PRINCIPAL FUNDS INC DIVERSIFIEDREAL ASSET FUND	TONELLI GIULIO	511.716	511.716
326 PRINCIPAL FUNDS INC GLOBAL DIVERSIFIED INCOME FUND	TONELLI GIULIO	849.994	849.994
353 PRINCIPAL FUNDS INC GLOBAL MULTI STRATEGY FUND	TONELLI GIULIO	4.643	4.643
354 PRINCIPAL FUNDS INC GLOBAL MULTI STRATEGY FUND	TONELLI GIULIO	28.759	28.759
325 PRINCIPAL FUNDS INC INTERNATIONAL VALUE FUND 1	TONELLI GIULIO	135.398	135.398
332 PRINCIPAL FUNDS INC.-INTERNATIONAL EQUITY INDEX FUND	TONELLI GIULIO	142.716	142.716
442 PRINCIPAL FUNDS, INC. - SYSTEMATEX INTERNATIONAL FUND	TONELLI GIULIO	25.564	25.564
1789 PROSHARES DJ BROOKFIELD GLOB.INFRASTR.ET	TONELLI GIULIO	57.117	57.117
1792 PROSHARES HEDGED FTSE EUROPE ETF	TONELLI GIULIO	6.500	6.500
1423 PROTEC BTP	TONELLI GIULIO	18.000	18.000
2373 PROVINCE PF NEWFOUNLAND AND LABRADOR POOLED PENSION FUND	TONELLI GIULIO	106.113	106.113
804 PRUDENTIAL RETIREMENT INSURANCE & ANNUITY COMPANY	TONELLI GIULIO	235.415	235.415
313 PS FTSE RAFI DEVEL MAR EXUS PORT	TONELLI GIULIO	98.138	98.138
2392 PUBLIC EMPLOYEE RETIREMENT SYSTEM OF IDAHO	TONELLI GIULIO	75.784	75.784
1308 PUBLIC EMPLOYEES RETIREMENT ASSOCIATION OF COLORADO	TONELLI GIULIO	625.285	625.285
2368 PUBLIC EMPLOYEES RETIREMENT SYSTEM OF MISSISSIPI	TONELLI GIULIO	236.919	236.919
2369 PUBLIC EMPLOYEES RETIREMENT SYSTEM OF MISSISSIPI	TONELLI GIULIO	333.342	333.342
2375 PUBLIC EMPLOYEES RETIREMENT SYSTEM OF NEVADA	TONELLI GIULIO	731.062	731.062
2376 PUBLIC EMPLOYEES RETIREMENT SYSTEM OF NEVADA	TONELLI GIULIO	339.360	339.360