


ASSEMBLEA ORDINARIA

27 APRILE 2016



Esito della votazione sul punto 2

Attribuzione dell'utile di esercizio e distribuzione del dividendo.

1716 PUBLIC EMPLOYEES RETIREMENT SYSTEM OF OH	TONELLI GIULIO	127.651	127.651
1717 PUBLIC EMPLOYEES RETIREMENT SYSTEM OF OH	TONELLI GIULIO	898.077	898.077
1718 PUBLIC EMPLOYEES RETIREMENT SYSTEM OF OH	TONELLI GIULIO	151.494	151.494
2422 PUBLIC SECTOR PENSION INVESTMENT BOARD	TONELLI GIULIO	1.920.015	1.920.015
2423 PUBLIC SECTOR PENSION INVESTMENT BOARD	TONELLI GIULIO	115.660	115.660
2424 PUBLIC SECTOR PENSION INVESTMENT BOARD	TONELLI GIULIO	331.741	331.741
2374 PUBLIC SERVICE PENSION PLAN FUND	TONELLI GIULIO	177.180	177.180
1145 PYRAMIS GLOBAL EX U.S.INDEX FUND LP	TONELLI GIULIO	188.171	188.171
1855 PYRAMIS GROUP TR FOR EMPLOYEES BENEF PLA	TONELLI GIULIO	1.274.400	1.274.400
1202 PYRAMIS GROUP TRUST FOR EMPLOYEE BENEFIT PLANS	TONELLI GIULIO	57.101	57.101
1854 PYRAMIS INTERNATIONAL GROWTH FUND LLC	TONELLI GIULIO	59.200	59.200
574 PYRAMIS INTERNATIONAL GROWTH TRUST	TONELLI GIULIO	393.700	393.700
1626 Pictet-Europe Index	TONELLI GIULIO	479.448	479.448
1627 Pictet-Europe Index	TONELLI GIULIO	120.213	120.213
1187 QIC INTERNATIONAL EQUITIES FUND	TONELLI GIULIO	11.835	11.835
1188 QIC INTERNATIONAL EQUITIES FUND	TONELLI GIULIO	123.292	123.292
486 QS BATTERYMARCH INTERNATIONAL EQUITY FUND	TONELLI GIULIO	359.586	359.586
1897 QUAESTIO INVESTMENTS	TONELLI GIULIO	15.993	15.993
1189 QUEENSLAND INVESTMENT TRUST NO.2	TONELLI GIULIO	320.941	320.941
1190 QUEENSLAND INVESTMENT TRUST NO.2	TONELLI GIULIO	27.466	27.466
1191 QUEENSLAND INVESTMENT TRUST NO.2	TONELLI GIULIO	878.667	878.667
1924 QUEENSLAND LOCAL GOVERNMENT SUPERANNUATI	TONELLI GIULIO	81.557	81.557
310 RAILWAYS PENSION TRUSTEE COMPANY LIMITED.	TONELLI GIULIO	308.683	308.683
1162 RAMI PARTNERS, LLC	TONELLI GIULIO	10.126	10.126
2399 RAYTHEON MASTER PENSION TRUST	TONELLI GIULIO	27.327	27.327
1639 RBC DEXIA MACQUARIE FD SOLUTIONS	TONELLI GIULIO	160.634	160.634
1827 RBC QUANT EAFE DIVIDEND LEADERS ETF	TONELLI GIULIO	323.100	323.100
1828 RBC QUANT EUROPEAN DIVIDEND LEADERS ETF	TONELLI GIULIO	130.900	130.900
1829 RBC QUBE LOW VOLATILITY ALL COUNTRY WORL	TONELLI GIULIO	10.700	10.700
1826 RBC QUBE LOW VOLATILITY GLOBAL EQUITY FU	TONELLI GIULIO	57.600	57.600
2451 REAL ASSET INCOME AND GROWTH FUND	TONELLI GIULIO	131.706	131.706
2008 REASSURE LIMITED	TONELLI GIULIO	95.017	95.017
1999 REG RETR EMPL MANUELS VILLE MONTREAL	TONELLI GIULIO	332.200	332.200
422 REGIONAL TRANSPORTATION DISTRICT SALARIED PENSION PLAN	TONELLI GIULIO	1.033	1.033
2377 RETIREMENT BENEFITS INVESTMENT FUND	TONELLI GIULIO	11.448	11.448
1949 RETIREMENT INCOME PLAN OF SAUDI ARABIAN OIL COMPANY	TONELLI GIULIO	23.737	23.737
1950 RETIREMENT INCOME PLAN OF SAUDI ARABIAN OIL COMPANY	TONELLI GIULIO	5.092	5.092
295 RETURN TO WORK CORPORATION OF SOUTH AUSTRALIA	TONELLI GIULIO	639.436	639.436
209 REUNICA CPR ACTIONS	TONELLI GIULIO	122.384	122.384
1704 REYNOLDS AMERICAN DEFINED BENEFIT MASTER	TONELLI GIULIO	43.445	43.445
2400 RHODE ISLAND EMPLOYEES RETIREMENT SYSTEMS POOLED TR	TONELLI GIULIO	80.092	80.092

ASSEMBLEA ORDINARIA

27 APRILE 2016




Esito della votazione sul punto 2

Attribuzione dell'utile di esercizio e distribuzione del dividendo.

527 RHODE ISLAND HIGHER EDUCATION SAVINGS TRUST	TONELLI GIULIO	8.800	8.800
2403 RIFL-RUSSELL GLOBAL LISTED INFRASTRUCTURE FUND	TONELLI GIULIO	231.840	231.840
2404 RIFL-RUSSELL GLOBAL LISTED INFRASTRUCTURE FUND	TONELLI GIULIO	228.849	228.849
1636 ROBECO CAPITAL GROWTH FUNDS	TONELLI GIULIO	4.729.688	4.729.688
70 ROBECO UMBRELLA FUND I N.V. - ROBECO GLOBAL AC MULTI-FACTOR EQ. FUND	TONELLI GIULIO	294.162	294.162
69 ROBECO UMBRELLA FUND I N.V. ROBECO GLOBAL CONSERVATIVE EQ.FUNDS	TONELLI GIULIO	244.680	244.680
451 ROBINSON UNIT 2 QUALIFIED NUCLEAR DECOMMISSIONING FUND	TONELLI GIULIO	13.370	13.370
607 ROCHE U.S. RETIREMENT PLANS MASTER TRUST	TONELLI GIULIO	339.055	339.055
608 ROCHE U.S. RETIREMENT PLANS MASTER TRUST	TONELLI GIULIO	509.421	509.421
1216 ROCK-TENN COMPANY MASTER RETIREMENT TRUST	TONELLI GIULIO	33.600	33.600
1682 ROCKEFELLER & CO., INC	TONELLI GIULIO	68.504	68.504
1161 ROTHKO ALL COUNTY WORLD EX-US EQUITY FUND LP	TONELLI GIULIO	4.584	4.584
1214 RR DONNELLEY SAVINGS PLAN TRUST	TONELLI GIULIO	85.647	85.647
1972 RSAMPENSION INVEST, GLOBALT AKTIEINDEKS	TONELLI GIULIO	271.374	271.374
925 RUSSELL DEVELOPED EX-U.S. LARGE CAP INDEX FUND B	TONELLI GIULIO	16.236	16.236
2297 RUSSELL GLOBAL EQUITY FUND .	TONELLI GIULIO	97.922	97.922
2298 RUSSELL GLOBAL EQUITY POOL	TONELLI GIULIO	38.023	38.023
2299 RUSSELL GLOBAL INFRASTRUCTURE POOL	TONELLI GIULIO	865.829	865.829
2300 RUSSELL GLOBAL INFRASTRUCTURE POOL	TONELLI GIULIO	558.896	558.896
1065 RUSSELL GLOBAL LISTED INFRASTR FUND - (DOLLAR SIGN)A HEDGED	TONELLI GIULIO	202.571	202.571
1066 RUSSELL GLOBAL LISTED INFRASTR FUND - (DOLLAR SIGN)A HEDGED	TONELLI GIULIO	110.487	110.487
2406 RUSSELL INSTITUTIONAL FUNDS LLC RUSSELL GLBL EQTY PLUS FND	TONELLI GIULIO	4.777	4.777
2405 RUSSELL INSTITUTIONAL FUNDS LLCRUSSELL INTL EQUITY FUND	TONELLI GIULIO	7.725	7.725
661 RUSSELL INVESTMENT COMPANY PLC	TONELLI GIULIO	34.672	34.672
562 RUSSELL INVESTMENT COMPANY RUSSELL GLOBAL EQUITY FUND	TONELLI GIULIO	161.453	161.453
600 RUSSELL INVESTMENT COMPANY RUSSELL GLOBAL INFRASTRUCTURE FUND	TONELLI GIULIO	838.916	838.916
601 RUSSELL INVESTMENT COMPANY RUSSELL GLOBAL INFRASTRUCTURE FUND	TONELLI GIULIO	1.616.560	1.616.560
602 RUSSELL INVESTMENT COMPANY RUSSELL GLOBAL INFRASTRUCTURE FUND	TONELLI GIULIO	446.157	446.157
603 RUSSELL INVESTMENT COMPANY RUSSELL MULTI-STRATEGY INCOME FUND	TONELLI GIULIO	43.740	43.740
599 RUSSELL INVESTMENT COMPANY RUSSELL TAX-MANAGED INTL EQ FUND	TONELLI GIULIO	61.480	61.480
604 RUSSELL INVESTMENT COMPANY SELECT INTERNATIONAL EQUITY FUND	TONELLI GIULIO	157.159	157.159
598 RUSSELL INVESTMENT FUNDS NON-U.S. FUND	TONELLI GIULIO	93.983	93.983
651 RUSSELL MULTI-ASSET FACTOR EXPOSURE FUND	TONELLI GIULIO	57.522	57.522
534 RUSSELL TRUST CO COMMINGLED EMPLOYEE BENEFIT FUNDS TRUST	TONELLI GIULIO	180.877	180.877
535 RUSSELL TRUST CO COMMINGLED EMPLOYEE BENEFIT FUNDS TRUST	TONELLI GIULIO	362.626	362.626
536 RUSSELL TRUST CO COMMINGLED EMPLOYEE BENEFIT FUNDS TRUST	TONELLI GIULIO	88.776	88.776
1058 Russell Investment Company Russell Multi-Strategy Alternative Fund	TONELLI GIULIO	3.566	3.566
1864 SAINT MARTIN 2	TONELLI GIULIO	328.106	328.106
1259 SAN FRANCISCO CITY & COUNTY EMPLOYEES' RETIREMENT SYSTEM	TONELLI GIULIO	106.879	106.879
583 SAN JOSE FEDERATED RETIREE HEALTH CARE TRUST FUND	TONELLI GIULIO	20.374	20.374
2042 SANLAM GLOBAL FUNDS PLC	TONELLI GIULIO	52.391	52.391

ASSEMBLEA ORDINARIA

27 APRILE 2016



Esito della votazione sul punto 2

Attribuzione dell'utile di esercizio e distribuzione del dividendo.

725 SANOFI-AVENTIS US PENSION TRUST	TONELLI GIULIO	209.288	209.288
1676 SAS TRUSTEE CORPORATION	TONELLI GIULIO	70.115	70.115
1677 SAS TRUSTEE CORPORATION	TONELLI GIULIO	22.880	22.880
1679 SAS TRUSTEE CORPORATION	TONELLI GIULIO	51.831	51.831
1925 SAS TRUSTEE CORPORATION	TONELLI GIULIO	22.910	22.910
1958 SBC MASTER PENSION TRUST	TONELLI GIULIO	134.403	134.403
1955 SBC MASTER PENSION TRUST SBC MASTER PENSION TRUST 208	TONELLI GIULIO	125.847	125.847
46 SCHOOL EMPLOYEES RETIREMENT SYSTEM OF OHIO	TONELLI GIULIO	475.655	475.655
2044 SCHRODER GLOBAL ALLOCATOR FUND	TONELLI GIULIO	8.236	8.236
1512 SCHRODER GLOBAL EQUITY STABILISER	TONELLI GIULIO	512.480	512.480
2052 SCHRODER GLOBAL MULTI-ASSET INCOME FUND	TONELLI GIULIO	2.618	2.618
2055 SCHRODER GLOBAL MULTI-ASSET INCOME FUND	TONELLI GIULIO	2.510	2.510
2053 SCHRODER INSTITUTIONAL GLOBAL EQUITY FUN	TONELLI GIULIO	478.283	478.283
1653 SCHRODER INTERNATIONAL SELECTION FUND	TONELLI GIULIO	162.485	162.485
1654 SCHRODER INTERNATIONAL SELECTION FUND	TONELLI GIULIO	7.452	7.452
1660 SCHRODER INTERNATIONAL SELECTION FUND	TONELLI GIULIO	81.510	81.510
2045 SCHRODER INTERNATIONAL SELECTION FUND	TONELLI GIULIO	2.917.970	2.917.970
2046 SCHRODER INTERNATIONAL SELECTION FUND	TONELLI GIULIO	1.335.220	1.335.220
2047 SCHRODER INTERNATIONAL SELECTION FUND	TONELLI GIULIO	230.003	230.003
2048 SCHRODER INTERNATIONAL SELECTION FUND	TONELLI GIULIO	9.743.366	9.743.366
2049 SCHRODER INTERNATIONAL SELECTION FUND	TONELLI GIULIO	63.883	63.883
1492 SCHWAB FUNDAMENTAL INTER LARGE COMP IN F	TONELLI GIULIO	138.080	138.080
509 SCHWAB FUNDAMENTAL INTERNATIONAL LARGE COMPANY ETF	TONELLI GIULIO	165.101	165.101
508 SCHWAB INTERNATIONAL EQUITY ETF	TONELLI GIULIO	859.727	859.727
1457 SCHWAB INTERNATIONAL INDEX FUND	TONELLI GIULIO	505.463	505.463
1056 SCOTTISH WIDOWS INV SOL F ICVC- FUNDAMENTAL INDEX GLB EQ F	TONELLI GIULIO	170.012	170.012
1028 SCOTTISH WIDOWS INV SOLUTIONS F ICVC- EUROPEAN (EX UK) EQ FD	TONELLI GIULIO	741.912	741.912
29 SCRI ROBECO INSTITUTIONAL CONSERVATIVE EQUITY FUND	TONELLI GIULIO	695.974	695.974
44 SDA INTL EQUITY INDEX FD-WORLD	TONELLI GIULIO	47.605	47.605
2113 SDGE QUALIFIED NUCLEAR DECOM MISSIONING TRUST PARTNERSHIP	TONELLI GIULIO	4.023	4.023
376 SECURITY EQUITY FUND - MSCI EAFE EQUAL WEIGHT FUND	TONELLI GIULIO	109.800	109.800
1392 SEI GLOBAL MASTER FUND PLC	TONELLI GIULIO	9.668	9.668
1494 SEI INSTITUTIONAL MANAGED TRUST MULTI-AS	TONELLI GIULIO	39.115	39.115
844 SELECT INDEX SERIES	TONELLI GIULIO	119.401	119.401
2410 SEMPRA ENERGY PENSION MASTER TRUST	TONELLI GIULIO	83.544	83.544
336 SEVENTH SWEDISH NATIONAL PENSION FUND - AP7 EQUITY FUND	TONELLI GIULIO	1.939.649	1.939.649
1424 SG ACTIONS	TONELLI GIULIO	269.326	269.326
1425 SG ACTIONS EUROPE	TONELLI GIULIO	113.654	113.654
1427 SG ACTIONS EUROPE LARGE CAP	TONELLI GIULIO	95.816	95.816
1417 SG ACTIONS EUROPE MULTIGESTION	TONELLI GIULIO	16.423	16.423
1412 SG ACTIONS INTERNATIONALES	TONELLI GIULIO	120.186	120.186

ASSEMBLEA ORDINARIA

27 APRILE 2016



Esito della votazione sul punto 2

Attribuzione dell'utile di esercizio e distribuzione del dividendo.

1426 SG ACTIONS MONDE	TONELLI GIULIO	4.324	4.324
1411 SG DIVERSIFIE ISR	TONELLI GIULIO	90.868	90.868
2411 SHELL PENSION TRUST .	TONELLI GIULIO	106.324	106.324
2412 SHELL PENSION TRUST .	TONELLI GIULIO	69.722	69.722
1966 SHELL PENSIONS TRUST LIMITED AS TRUSTEE OF SHELL CONTRIBUTORY PENSION FUND	TONELLI GIULIO	576.408	576.408
1916 SHELL TRUST (BERMUDA) LIMITED AS TRUSTEE	TONELLI GIULIO	29.416	29.416
1914 SHELL TRUST (BERMUDA) LTD AS TRUSTEE OF THE SHELL OVERSEAS C.P. FUND	TONELLI GIULIO	340.647	340.647
2358 SHERIFFS PENSION AND RELIEF FUND	TONELLI GIULIO	40.114	40.114
1633 SHINKO GLOBAL EQUITY INDEX MOTHER FUND	TONELLI GIULIO	5.687	5.687
1408 SHINKO GLOBAL INFRASTRUCTURE	TONELLI GIULIO	465.255	465.255
122 SICAV AMUNDI ACTIONS EURO ISR	TONELLI GIULIO	474.682	474.682
171 SICAV EURO CAPITAL DURABLE	TONELLI GIULIO	355.000	355.000
263 SICAV LBPAM ACTIONS EURO	TONELLI GIULIO	1.769.200	1.769.200
268 SICAV LBPAM RESPONSABLE ACTIONSEURO	TONELLI GIULIO	154.153	154.153
270 SICAV LBPAM RESPONSABLE ACTIONSEURO	TONELLI GIULIO	1.047.717	1.047.717
140 SICAV LCL ACTIONS MONDE HORS EUROPE	TONELLI GIULIO	241.157	241.157
742 SIR DAVID TRENCH FUND FOR RECREATION	TONELLI GIULIO	6.719	6.719
2100 SISTERS OF CHARITY OF LEAVENWORTH HEALTH SYSTEM MASTER TRUST	TONELLI GIULIO	122.200	122.200
2017 SLF (F) EQUITY EUROZONE MINIMUM VOLATILITY	TONELLI GIULIO	911.074	911.074
1167 SODA SPRINGS PARTNERS, LLC	TONELLI GIULIO	176.821	176.821
483 SONOMA COUNTY EMPLOYEES RETIREMENT ASSOCIATION	TONELLI GIULIO	31.553	31.553
1833 SOUTH YORKSHIRE PENSIONS AUTHORITY	TONELLI GIULIO	370.000	370.000
2112 SOUTHERN CALIFORNIA EDISON NUCLEAR FACILITIES CPUC DECOMMISSIONI	TONELLI GIULIO	77.000	77.000
115 SPDR EUROPE PUBLIC LIMITED COMPANY	TONELLI GIULIO	27.454	27.454
645 SPDR MSCI ACWI LOW CARBON TARGET ETF	TONELLI GIULIO	18.751	18.751
643 SPDR MSCI EAFE QUALITY MIX ETF	TONELLI GIULIO	454	454
644 SPDR MSCI WORLD QUALITY MIX ETF	TONELLI GIULIO	185	185
962 SPDR S&P WORLD (EX-US) ETF	TONELLI GIULIO	89.127	89.127
961 SPDR S+P INTERNATIONAL DIVIDEND ETF	TONELLI GIULIO	2.524.432	2.524.432
963 SPDR S+P INTERNATIONAL UTILITIES SECTOR ETF	TONELLI GIULIO	146.812	146.812
1061 SPDR S+P WORLD EX AUSTRALIA FUND	TONELLI GIULIO	6.178	6.178
1946 SPRUCEGROVE GROUP TRUST	TONELLI GIULIO	41.348	41.348
1952 SPRUCEGROVE GROUP TRUST	TONELLI GIULIO	1.480.050	1.480.050
2001 SPRUCEGROVE INTL POOLED FUND	TONELLI GIULIO	6.218.580	6.218.580
309 SPRUCEGROVE NON-US EQUITY LLC	TONELLI GIULIO	217.100	217.100
1998 SPRUCEGROVE SPECIAL GLOBAL POOLED FUND	TONELLI GIULIO	451.577	451.577
2000 SPRUCEGROVE SPECIAL GLOBAL POOLED FUND	TONELLI GIULIO	425.086	425.086
807 SS BK AND TRUST COMPANY INV FUNDS FOR TAXEXEMPT RETIREMENT PL	TONELLI GIULIO	427.837	427.837
808 SS BK AND TRUST COMPANY INV FUNDS FOR TAXEXEMPT RETIREMENT PL	TONELLI GIULIO	183.172	183.172
809 SS BK AND TRUST COMPANY INV FUNDS FOR TAXEXEMPT RETIREMENT PL	TONELLI GIULIO	141.553	141.553
811 SS BK AND TRUST COMPANY INV FUNDS FOR TAXEXEMPT RETIREMENT PL	TONELLI GIULIO	36.810	36.810

ASSEMBLEA ORDINARIA

27 APRILE 2016



Esito della votazione sul punto 2

Attribuzione dell'utile di esercizio e distribuzione del dividendo.

813 SS BK AND TRUST COMPANY INV FUNDS FOR TAXEXEMPT RETIREMENT PL	TONELLI GIULIO	14.004	14.004
981 SS BK AND TRUST COMPANY INV FUNDS FOR TAXEXEMPT RETIREMENT PL	TONELLI GIULIO	4.266.416	4.266.416
982 SS BK AND TRUST COMPANY INV FUNDS FOR TAXEXEMPT RETIREMENT PL	TONELLI GIULIO	1.795.791	1.795.791
983 SS BK AND TRUST COMPANY INV FUNDS FOR TAXEXEMPT RETIREMENT PL	TONELLI GIULIO	1.877.457	1.877.457
984 SS BK AND TRUST COMPANY INV FUNDS FOR TAXEXEMPT RETIREMENT PL	TONELLI GIULIO	4.307	4.307
812 SSGA FTSE RAFI DEVELOPED 1000 INDEX NON-LENDING COMMON TR F	TONELLI GIULIO	28.534	28.534
1325 SSGA GROSS ROLL UP UNIT TRUST	TONELLI GIULIO	60.466	60.466
1059 SSGA INTERNATIONAL EQUITIES INDEX TRUST	TONELLI GIULIO	125.402	125.402
727 SSGA MSCI ACWI EX-USA INDEX NON-LENDING DAILY TRUST	TONELLI GIULIO	45.710	45.710
972 SSGA MSCI EAFE INDEX FUND	TONELLI GIULIO	98.185	98.185
814 SSGA MSCI EUROPE SCREENED INDEX NON-LENDING COMMON TRUST FUND	TONELLI GIULIO	210.633	210.633
810 SSGA RUSSELL FD GL EX-US INDEX NONLENDING QP COMMON TRUST FUND	TONELLI GIULIO	21.950	21.950
736 SSGA SPDR ETFs EUROPE I PUBLIC LIMITED COMPANY	TONELLI GIULIO	129.176	129.176
737 SSGA SPDR ETFs EUROPE II PUBLIC LIMITED COMPANY	TONELLI GIULIO	148.081	148.081
738 SSGA SPDR ETFs EUROPE II PUBLIC LIMITED COMPANY	TONELLI GIULIO	19.788	19.788
739 SSGA SPDR ETFs EUROPE II PUBLIC LIMITED COMPANY	TONELLI GIULIO	809	809
740 SSGA SPDR ETFs EUROPE II PUBLIC LIMITED COMPANY	TONELLI GIULIO	180.560	180.560
741 SSGA SPDR ETFs EUROPE II PUBLIC LIMITED COMPANY	TONELLI GIULIO	137.780	137.780
980 SSGA UTILITIES INDEX EQUITY FUND	TONELLI GIULIO	2.005	2.005
2085 ST BEW S.A. BEL.POOLS GLOB.EQ. FACTOR FUND	TONELLI GIULIO	300.522	300.522
1217 ST. JOSEPH HEALTH SYSTEM	TONELLI GIULIO	9.745	9.745
2079 ST. SPOORWEGPFDS MANDAAT BLACKROCK	TONELLI GIULIO	40.713	40.713
618 STATE FARM MUTUAL FUND TRUST, INTERNATIONAL INDEX FUND	TONELLI GIULIO	42.453	42.453
488 STATE FARM VARIABLE PRODUCT TRUST, INTERNATIONAL EQ INDEX F	TONELLI GIULIO	47.044	47.044
550 STATE OF ALASKA RETIREMENT AND BENEFITS PLANS	TONELLI GIULIO	151.210	151.210
551 STATE OF ALASKA RETIREMENT AND BENEFITS PLANS	TONELLI GIULIO	450.693	450.693
552 STATE OF ALASKA RETIREMENT AND BENEFITS PLANS	TONELLI GIULIO	921.300	921.300
949 STATE OF ALASKA RETIREMENT AND BENEFITS PLANS	TONELLI GIULIO	86.709	86.709
957 STATE OF MINNESOTA	TONELLI GIULIO	350.224	350.224
672 STATE OF NEW JERSEY COMMON PENSION FUND D	TONELLI GIULIO	1.877.275	1.877.275
2413 STATE OF WISCONSIN INVESTMENT BOARD	TONELLI GIULIO	1.388.847	1.388.847
2414 STATE OF WISCONSIN INVESTMENT BOARD	TONELLI GIULIO	123.371	123.371
1743 STATE OF WYOMING	TONELLI GIULIO	100.523	100.523
1755 STATE OF WYOMING	TONELLI GIULIO	109.938	109.938
1069 STATE PUBLIC SECTOR SUPERANNUATION SCHEME	TONELLI GIULIO	14.920	14.920
1070 STATE PUBLIC SECTOR SUPERANNUATION SCHEME	TONELLI GIULIO	136.562	136.562
1071 STATE PUBLIC SECTOR SUPERANNUATION SCHEME	TONELLI GIULIO	12.218	12.218
1072 STATE PUBLIC SECTOR SUPERANNUATION SCHEME	TONELLI GIULIO	47.268	47.268
816 STATE STREET GLOBAL ADVISORS LUXEMBOURG SICAV	TONELLI GIULIO	193.835	193.835
817 STATE STREET GLOBAL ADVISORS LUXEMBOURG SICAV	TONELLI GIULIO	11.360	11.360
818 STATE STREET GLOBAL ADVISORS LUXEMBOURG SICAV	TONELLI GIULIO	2.795	2.795

ASSEMBLEA ORDINARIA

27 APRILE 2016




Esito della votazione sul punto 2

Attribuzione dell'utile di esercizio e distribuzione del dividendo.

819 STATE STREET GLOBAL ADVISORS LUXEMBOURG SICAV	TONELLI GIULIO	973.813	973.813
820 STATE STREET GLOBAL ADVISORS LUXEMBOURG SICAV	TONELLI GIULIO	234.069	234.069
821 STATE STREET GLOBAL ADVISORS LUXEMBOURG SICAV	TONELLI GIULIO	177.971	177.971
822 STATE STREET GLOBAL ADVISORS LUXEMBOURG SICAV	TONELLI GIULIO	36.402	36.402
632 STATE STREET GLOBAL EQUITY EX-US INDEX PORTFOLIO	TONELLI GIULIO	19.025	19.025
633 STATE STREET HEDGED INTERNATIONAL DEVELOPED EQUITY INDEX FUND	TONELLI GIULIO	219.593	219.593
734 STATE STREET IRELAND UNIT TRUST	TONELLI GIULIO	428.430	428.430
743 STATE STREET IRELAND UNIT TRUST	TONELLI GIULIO	71.122	71.122
1926 STATE SUPER FINANCIAL SERVICES AUSTRALIA LIMITED AS TRUSTEE FOR THE INT EQ SECT TRUST	TONELLI GIULIO	36.800	36.800
48 STATE TEACHERS RETIREMENT SYSTEM	TONELLI GIULIO	2.313.647	2.313.647
1121 STATES OF JERSEY COMMON INVESTMENT FUND	TONELLI GIULIO	18.984	18.984
399 STERLING CAPITAL BEHAVIORAL INTERNATIONAL EQUITY FUND	TONELLI GIULIO	32.275	32.275
2083 STG BEDRIJFSTAKPFDS V H	TONELLI GIULIO	26.657	26.657
2084 STG BPF VD DETAILHANDEL MND BLACKROCK MSCI EMEA	TONELLI GIULIO	353.766	353.766
2082 STG PFDS ACHMEA MANDAAT BLACKROCK	TONELLI GIULIO	108.467	108.467
2078 STG PFDS AHOLD	TONELLI GIULIO	131.324	131.324
2076 STG PFDS CORP EXPRESS MANDAAT ALLIANCE CAPITA	TONELLI GIULIO	12.988	12.988
2077 STG PFDS V.D. GRAFISCHE	TONELLI GIULIO	692.065	692.065
1863 STICHT BEDRIJ MEDIA PNO	TONELLI GIULIO	203.700	203.700
1336 STICHTING BEDRIJFST VOOR HET BEROEPSVERVOER OVER DE WEG	TONELLI GIULIO	485.531	485.531
1337 STICHTING BEDRIJFST VOOR HET BEROEPSVERVOER OVER DE WEG	TONELLI GIULIO	507.671	507.671
1338 STICHTING BEDRIJFST VOOR HET BEROEPSVERVOER OVER DE WEG	TONELLI GIULIO	51.641	51.641
1339 STICHTING BEDRIJFST VOOR HET BEROEPSVERVOER OVER DE WEG	TONELLI GIULIO	46.631	46.631
415 STICHTING BEDRIJFSTAKPENSIOENFONDS VOOR HET SCHILDERS-AFWERKINGS-EN	GLASZETTONELLI GIULIO	311.752	311.752
1333 STICHTING BEDRIJFSTAKPENSIOENFONDS ZORGVERZEKERAARS	TONELLI GIULIO	148.328	148.328
412 STICHTING BEWAARDER ACHMEA BELEGGIN GSPOOLS	TONELLI GIULIO	92.063	92.063
411 STICHTING BEWAARDER ACHMEA BELEGGINGSPOLS	TONELLI GIULIO	104.324	104.324
439 STICHTING DEPOSITARY APG DEVELOPED MARKETS EQUITY POOL	TONELLI GIULIO	148.600	148.600
440 STICHTING DEPOSITARY APG DEVELOPED MARKETS EQUITY POOL	TONELLI GIULIO	1.482.961	1.482.961
441 STICHTING DEPOSITARY APG DEVELOPED MARKETS EQUITY POOL	TONELLI GIULIO	2.098.339	2.098.339
1971 STICHTING DEPOSITARY APG EMERGING MKT EQ	TONELLI GIULIO	17.577.385	17.577.385
1335 STICHTING DOUWE EGBERTS PENSIOENFONDS	TONELLI GIULIO	70.682	70.682
1328 STICHTING FONDS 1818 TOT NUT VAN HET ALGEMEEN	TONELLI GIULIO	24.020	24.020
1286 STICHTING HEINEKEN PENSIOENFONDS	TONELLI GIULIO	119.709	119.709
1247 STICHTING INSTITUUT GAK	TONELLI GIULIO	6.062	6.062
26 STICHTING MN SERVICES AANDELENFONDS EUROPA	TONELLI GIULIO	205.870	205.870
38 STICHTING MN SERVICES EUROPE EX UK EQUITY FUND	TONELLI GIULIO	32.383	32.383
1290 STICHTING PENSIOENFONDS APF	TONELLI GIULIO	325.609	325.609
438 STICHTING PENSIOENFONDS HORECA & CATERING	TONELLI GIULIO	196.242	196.242
1295 STICHTING PENSIOENFONDS IBM NEDERLAND	TONELLI GIULIO	21.729	21.729
1340 STICHTING PENSIOENFONDS ING	TONELLI GIULIO	354.458	354.458

ASSEMBLEA ORDINARIA

27 APRILE 2016



Esito della votazione sul punto 2

Attribuzione dell'utile di esercizio e distribuzione del dividendo.

1341 STICHTING PENSIOENFONDS ING	TONELLI GIULIO	242.203	242.203
1724 STICHTING PENSIOENFONDS MEDISCH SPECIALI	TONELLI GIULIO	336.445	336.445
20 STICHTING PENSIOENFONDS METAAL	TONELLI GIULIO	825.979	825.979
21 STICHTING PENSIOENFONDS METAAL EN T MN SERVICES	TONELLI GIULIO	384.863	384.863
2080 STICHTING PENSIOENFONDS OPENBAAR VERVOER	TONELLI GIULIO	12.079	12.079
1287 STICHTING PENSIOENFONDS SAGITTARIUS	TONELLI GIULIO	78.232	78.232
405 STICHTING PENSIOENFONDS VAN DE ABN AMRO BANK N.V.	TONELLI GIULIO	203.009	203.009
406 STICHTING PENSIOENFONDS VAN DE ABN AMRO BANK N.V.	TONELLI GIULIO	1.946.079	1.946.079
407 STICHTING PENSIOENFONDS VAN DE ABN AMRO BANK N.V.	TONELLI GIULIO	1.944.813	1.944.813
1296 STICHTING PENSIOENFONDS VAN DE METALEKTRO (PME)	TONELLI GIULIO	970.934	970.934
1297 STICHTING PENSIOENFONDS VAN DE METALEKTRO (PME)	TONELLI GIULIO	125.717	125.717
1298 STICHTING PENSIOENFONDS VAN DE METALEKTRO (PME)	TONELLI GIULIO	262.640	262.640
344 STICHTING PENSIOENFONDS VAN DE NEDERLANDSCHE BANK NV	TONELLI GIULIO	25.658	25.658
53 STICHTING PENSIOENFONDS VOOR DE GRADEMIR	TONELLI GIULIO	232.970	232.970
37 STICHTING PGGM DEPOSITARY	TONELLI GIULIO	1.629.252	1.629.252
39 STICHTING PGGM DEPOSITARY	TONELLI GIULIO	3.495.837	3.495.837
1048 STICHTING PHILIPS PENSIOENFONDS	TONELLI GIULIO	352.619	352.619
2133 STICHTING RABOBANK PENSIOENFONDS	TONELLI GIULIO	1.421.666	1.421.666
1964 STICHTING SHELL PENSIOENFONDS	TONELLI GIULIO	831.760	831.760
1965 STICHTING SHELL PENSIOENFONDS	TONELLI GIULIO	141.799	141.799
1045 STICHTING TRUST F AND C UNHEDGE	TONELLI GIULIO	12.494	12.494
293 SUBSIDIZED SCHOOLS PROVIDENT FUND	TONELLI GIULIO	49.910	49.910
1506 SUMITOMO MITSUI TRUST (UK) LIMITED	TONELLI GIULIO	26.000	26.000
744 SUNSUPER SUPERANNUATION FUND	TONELLI GIULIO	8.575	8.575
1074 SUNSUPER SUPERANNUATION FUND	TONELLI GIULIO	4.091	4.091
1075 SUNSUPER SUPERANNUATION FUND	TONELLI GIULIO	97.113	97.113
1076 SUNSUPER SUPERANNUATION FUND	TONELLI GIULIO	126.644	126.644
745 SUPERVALU INC. MASTER INVESTMENT TRUST	TONELLI GIULIO	5.250	5.250
1131 SUSTAINABLE INSIGHT INTERNATIONAL EQUITIES MASTER FUND, LTD	TONELLI GIULIO	142.400	142.400
1846 SWISS NATIONAL BANK	TONELLI GIULIO	18.666.215	18.666.215
499 SYLVAN PARTNERS, LLC	TONELLI GIULIO	18.512	18.512
1953 T ROWE PRICE INTERNATIONAL EQUITY INDEX	TONELLI GIULIO	92.879	92.879
1899 T. ROWE PRICE FUNDS SICAV	TONELLI GIULIO	492.291	492.291
1900 T. ROWE PRICE FUNDS SICAV	TONELLI GIULIO	2.036	2.036
616 TANGERINE BALANCED GROWTH PORTFOLIO	TONELLI GIULIO	19.487	19.487
614 TANGERINE BALANCED INCOME PORTFOLIO	TONELLI GIULIO	4.313	4.313
615 TANGERINE BALANCED PORTFOLIO	TONELLI GIULIO	24.146	24.146
617 TANGERINE EQUITY GROWTH PORTFOLIO	TONELLI GIULIO	13.630	13.630
610 TCW INTERNATIONAL GROWTH FUND	TONELLI GIULIO	2.400	2.400
2417 TD EMERALD INTERNATIONAL EQUITYINDEX FUND	TONELLI GIULIO	469.218	469.218
2416 TD EMERALD LOW VOLATILITY ALL WORLD EQUITY POOLED FUND TRUST	TONELLI GIULIO	955.793	955.793

ASSEMBLEA ORDINARIA

27 APRILE 2016



Esito della votazione sul punto 2

Attribuzione dell'utile di esercizio e distribuzione del dividendo.

2415 TD EMERALD LOW VOLATILITY GLOBAL EQUITY POOLED FUND TRUST	TONELLI GIULIO	1.349.265	1.349.265
2419 TD EUROPEAN INDEX FUND .	TONELLI GIULIO	16.211	16.211
2420 TD GLOBAL LOW VOLATILITY FUND	TONELLI GIULIO	2.343.362	2.343.362
2421 TD INTERNATIONAL EQUITY INDEX ETF	TONELLI GIULIO	902	902
369 TDAM GLOBAL LOW VOLATILITY EQ FUND	TONELLI GIULIO	19.076	19.076
752 TEACHER RETIREMENT SYSTEM OF TEXAS	TONELLI GIULIO	39.967	39.967
757 TEACHER RETIREMENT SYSTEM OF TEXAS	TONELLI GIULIO	284.330	284.330
758 TEACHER RETIREMENT SYSTEM OF TEXAS	TONELLI GIULIO	162.911	162.911
978 TEACHER RETIREMENT SYSTEM OF TEXAS	TONELLI GIULIO	561.185	561.185
979 TEACHER RETIREMENT SYSTEM OF TEXAS	TONELLI GIULIO	92.145	92.145
2426 TEACHERS' RETIREMENT ALLOWANCESFUND	TONELLI GIULIO	6.012	6.012
1928 TEACHERS' RETIREMENT SYSTEM OF THE CITY OF NEW YORK	TONELLI GIULIO	318.546	318.546
941 TEACHERS' RETIREMENT SYSTEM OF THE STATE OF ILLINOIS	TONELLI GIULIO	296.603	296.603
1261 TEACHERS'S RETIREMENT SYSTEM OF OKLAHOMA	TONELLI GIULIO	137.416	137.416
95 TEWKSBURY INVESTMENT FUND LTD	TONELLI GIULIO	114.553	114.553
2425 TEXAS EDUCATION AGENCY .	TONELLI GIULIO	582.453	582.453
669 TEXAS MUNICIPAL RETIREMENT SYSTEM	TONELLI GIULIO	1.070.485	1.070.485
1220 TEXAS MUTUAL INSURANCE COMPANY	TONELLI GIULIO	230.240	230.240
1223 TEXAS SCOTTISH RITE HOSPITAL FOR CRIPPLED CHILDREN	TONELLI GIULIO	245.050	245.050
1482 THE ALGER FUNDS - ALGER INTERNATIONAL GR	TONELLI GIULIO	440.200	440.200
526 THE ALLIANCEBERNSTEIN POOLING PTF - ALLIANCEB VOL MNGM PTF	TONELLI GIULIO	54.890	54.890
1283 THE BANK OF IRELAND STAFF PENSIONS FUND	TONELLI GIULIO	635.326	635.326
322 THE BANK OF KOREA	TONELLI GIULIO	263.190	263.190
323 THE BANK OF KOREA	TONELLI GIULIO	90.974	90.974
1680 THE BARCLAYS BANK UK RETIREMENT FUND	TONELLI GIULIO	335.544	335.544
1723 THE BARCLAYS BANK UK RETIREMENT FUND	TONELLI GIULIO	48.244	48.244
1277 THE BARING MULTI ASSET F, A SUBF BARING MULTI ASSET INV F	TONELLI GIULIO	48.500	48.500
1115 THE BOARD OF THE PENSION PROTECTION FUND	TONELLI GIULIO	602.761	602.761
1687 THE BOEING COMPANY EMPLOYEE RETIREMENT P	TONELLI GIULIO	204.878	204.878
1695 THE BOEING COMPANY EMPLOYEE RETIREMENT P	TONELLI GIULIO	703.537	703.537
1693 THE BOEING COMPANY EMPLOYEE RETIREMENT PLANS MASTER TRUST	TONELLI GIULIO	252.300	252.300
587 THE BOEING COMPANY EMPLOYEE SAVINGS PLANS MASTER TRUST	TONELLI GIULIO	68.399	68.399
1806 THE BOMBARDIER TRUST (UK)	TONELLI GIULIO	407.564	407.564
1808 THE BOMBARDIER TRUST (UK)	TONELLI GIULIO	1.000.267	1.000.267
1148 THE GRAUSTEIN TRUSTS PARTNERSHIP	TONELLI GIULIO	2.436	2.436
606 THE HARTFORD GLOBAL ALL- ASSET FUND	TONELLI GIULIO	10.733	10.733
2341 THE HARTFORD ROMAN CATHOLIC DIOCESAN CORP RET PL	TONELLI GIULIO	1.747	1.747
2134 THE INTERNATIONAL BANK FOR RECONSTRUCTION AND DEVALOPMENT	TONELLI GIULIO	2.113	2.113
1150 THE JBUT MASTER INVESTMENT PARTNERSHIP LLP	TONELLI GIULIO	5.224	5.224
1101 THE LAURIE M. TISCH FOUNDATION, INC.	TONELLI GIULIO	4.300	4.300
543 THE MASTER TR BK OF JP LTD ATF INVESCO DEV COUNT EQ INDEX M F	TONELLI GIULIO	222	222

ASSEMBLEA ORDINARIA

27 APRILE 2016



Esito della votazione sul punto 2

Attribuzione dell'utile di esercizio e distribuzione del dividendo.

1977 THE MASTER TRUST BANK OF JAPAN	TONELLI GIULIO	12.720	12.720
1719 THE MASTER TRUST BANK OF JAPAN LTD	TONELLI GIULIO	2.599.218	2.599.218
1727 THE MASTER TRUST BANK OF JAPAN LTD	TONELLI GIULIO	2.360.559	2.360.559
1960 THE MASTER TRUST BANK OF JAPAN LTD	TONELLI GIULIO	2.484.463	2.484.463
1461 THE MASTER TRUST BANK OF JAPAN LTD	TONELLI GIULIO	39.714	39.714
1466 THE MASTER TRUST BANK OF JAPAN LTD	TONELLI GIULIO	650.900	650.900
1467 THE MASTER TRUST BANK OF JAPAN LTD	TONELLI GIULIO	2.600	2.600
1468 THE MASTER TRUST BANK OF JAPAN LTD	TONELLI GIULIO	6.466	6.466
1475 THE MASTER TRUST BANK OF JAPAN LTD	TONELLI GIULIO	313.318	313.318
1478 THE MASTER TRUST BANK OF JAPAN LTD	TONELLI GIULIO	14.557	14.557
1485 THE MASTER TRUST BANK OF JAPAN LTD	TONELLI GIULIO	330.000	330.000
1856 THE MASTER TRUST BANK OF JAPAN LTD	TONELLI GIULIO	22.114	22.114
1722 THE MASTER TRUST BANK OF JAPAN LTD.AS TRUSTEE FORGOVERNMENT PENSION INVESTMENT FL	TONELLI GIULIO	869.260	869.260
1720 THE MASTER TRUST BANK OF JAPAN, LTD AS TRUSTEE FOR MUTB400045796	TONELLI GIULIO	2.569.180	2.569.180
1967 THE MASTER TRUST BANK OF JAPAN, LTD. AS TRUSTEE FOR MUTB400045792	TONELLI GIULIO	2.253.820	2.253.820
531 THE MASTER TRUST BK OF JP LTD: HITACHI FOREIGN EQ INDEX MF	TONELLI GIULIO	42.990	42.990
2118 THE MEDICAL CENTRE INSURANCE COMPANY LTD.	TONELLI GIULIO	8.934	8.934
2007 THE METHODIST CHURCH IN IRELAND EQ FUND	TONELLI GIULIO	16.000	16.000
31 THE NOMURA TRUST AND BANKING CO LTD	TONELLI GIULIO	47.520	47.520
32 THE NOMURA TRUST AND BANKING CO LTD	TONELLI GIULIO	3.128	3.128
1178 THE PARTNERS FUND	TONELLI GIULIO	200.000	200.000
571 THE REGENTS OF THE UNIVERSITY OF CALIFORNIA	TONELLI GIULIO	1.431.875	1.431.875
572 THE REGENTS OF THE UNIVERSITY OF CALIFORNIA	TONELLI GIULIO	72.736	72.736
954 THE REGENTS OF THE UNIVERSITY OF CALIFORNIA	TONELLI GIULIO	347.201	347.201
1258 THE REPRESENTATIVE CHURCH BODY	TONELLI GIULIO	62.906	62.906
380 THE ROYAL BANK OF SCOTLAND GROUP PENSION FUND	TONELLI GIULIO	81.859	81.859
388 THE ROYAL BANK OF SCOTLAND GROUP PENSION FUND	TONELLI GIULIO	1.975.781	1.975.781
1039 THE ROYAL BOROUGH OF GREENWICH PENSION FUND	TONELLI GIULIO	20.093	20.093
1915 THE SPRUCEGROVE DELAWARE TRUST	TONELLI GIULIO	757.680	757.680
2317 THE STATE OF CONNECTICUT ACTINGTHROUGH ITS TREASURER	TONELLI GIULIO	354.360	354.360
1024 THE TRUSTEES OF BP PENSION FUND	TONELLI GIULIO	1.530.000	1.530.000
1029 THE TRUSTEES OF CONOCOPHILLIPS PENSION PLAN	TONELLI GIULIO	76.374	76.374
1030 THE TRUSTEES OF DU PONT (UK) LIMITED PENSIONS FUND	TONELLI GIULIO	238.182	238.182
1052 THE TRUSTEES OF SAL PENSION SCHEME	TONELLI GIULIO	19.576	19.576
1285 THE TRUSTEES OF THE ENVIRONMENT AGENCY ACTIVE PENSION FUND	TONELLI GIULIO	146.091	146.091
1221 THE TRUSTEES OF THE HENRY SMITH CHARITY	TONELLI GIULIO	74.122	74.122
1051 THE TRUSTEES OF THE PHILLIPS 66 UK PENSION PLAN	TONELLI GIULIO	14.673	14.673
1291 THE TRUSTESS OF IBM PENSION PLAN	TONELLI GIULIO	93.163	93.163
969 THE UNIVERSAL INST F INC - GLOBAL STRATEGIST PORTFOLIO	TONELLI GIULIO	1.686	1.686
1102 THE UNIVERSITY OF ARKANSAS FOUNDATION, INC	TONELLI GIULIO	86.217	86.217
733 THE UNIVERSITY OF HONG KONG	TONELLI GIULIO	48.832	48.832

ASSEMBLEA ORDINARIA

27 APRILE 2016




Esito della votazione sul punto 2

Attribuzione dell'utile di esercizio e distribuzione del dividendo.

554 THE WALT DISNEY COMPANY RETIREMENT PLAN MASTER TRUST	TONELLI GIULIO	6.980	6.980
555 THE WALT DISNEY COMPANY RETIREMENT PLAN MASTER TRUST	TONELLI GIULIO	9.211	9.211
735 THE WORKERS' COMPENSATION BOARD	TONELLI GIULIO	2.262.813	2.262.813
62 THREADNEEDLE SPECIALISTS INVESTMENT FUNDS (TSIF) PAN EUROPEAN EQUITY DIVIDEND FUND	TONELLI GIULIO	524.024	524.024
908 THRIFT SAVINGS PLAN	TONELLI GIULIO	5.734.406	5.734.406
559 TIAA-CREF SOCIAL CHOICE INTERNATIONAL EQUITY FUND	TONELLI GIULIO	8.708	8.708
953 TIAA-CREF INTERNATIONAL EQUITY INDEX FUND	TONELLI GIULIO	1.129.612	1.129.612
612 TRANSAMERICA AB DYNAMIC ALLOCATION VP	TONELLI GIULIO	8.096	8.096
621 TRANSAMERICA BLACKROCK GLOBAL ALLOCATION VP	TONELLI GIULIO	56.396	56.396
609 TRANSAMERICA JPMORGAN TACTICAL ALLOCATION VP	TONELLI GIULIO	25.461	25.461
2370 TREASURER OF THE STATE OF NORTHCAROLINAEQUITY INVESTMENT FUND POOLED	TONELLI GIULIO	624.594	624.594
2371 TREASURER OF THE STATE OF NORTHCAROLINAEQUITY INVESTMENT FUND POOLED	TONELLI GIULIO	52.800	52.800
1222 TRINITY COLLEGE CAMBRIDGE	TONELLI GIULIO	24.024	24.024
1262 TRINITY HEALTH CORPORATION	TONELLI GIULIO	8.400	8.400
1260 TRINITY HEALTH PENSION PLAN	TONELLI GIULIO	8.400	8.400
1391 TRUST & CUSTODY SERVICES BANK	TONELLI GIULIO	10.000	10.000
1853 TRUST & CUSTODY SERVICES BANK LTD AS TRUSTEE FOR PENSION INVESTMENT FUND TRUST NUM	TONELLI GIULIO	81.548	81.548
1776 TRUST AND CUSTODY SERVICED BANK LIMITED	TONELLI GIULIO	40.850	40.850
1777 TRUST AND CUSTODY SERVICED BANK LIMITED	TONELLI GIULIO	158.640	158.640
1778 TRUST AND CUSTODY SERVICED BANK LIMITED	TONELLI GIULIO	15.036	15.036
1975 TRUST AND CUSTODY SERVICED BANK LIMITED	TONELLI GIULIO	134.705	134.705
1976 TRUST AND CUSTODY SERVICED BANK LIMITED	TONELLI GIULIO	102.268	102.268
1990 TRUST AND CUSTODY SERVICED BANK LIMITED	TONELLI GIULIO	29.991	29.991
1400 TRUST CUSTODY SERVICES BANK	TONELLI GIULIO	514.000	514.000
1401 TRUST CUSTODY SERVICES BANK	TONELLI GIULIO	743.779	743.779
1404 TRUST CUSTODY SERVICES BANK	TONELLI GIULIO	138.908	138.908
1407 TRUST CUSTODY SERVICES BANK	TONELLI GIULIO	1.644.255	1.644.255
1850 TRUST E CUSTODY SERVICES BANK LTD	TONELLI GIULIO	125.168	125.168
1851 TRUST E CUSTODY SERVICES BANK LTD	TONELLI GIULIO	11.410	11.410
1852 TRUST E CUSTODY SERVICES BANK LTD	TONELLI GIULIO	160.857	160.857
544 TRUST+CUSTODY SERVICES BANK LTD ATF FOREIGN ST TWIN ACT MOTHF	TONELLI GIULIO	28.896	28.896
532 TRUSTEES OF CHINESE UNIV OF HK STAFF SUPERANN SCHEME (1995)	TONELLI GIULIO	31.806	31.806
2012 TUTMAN B&CE CONTRACTED-OUT PENSION SCHEM	TONELLI GIULIO	180.687	180.687
565 UAW RETIREE MEDICAL BENEFITS TRUST	TONELLI GIULIO	3.260	3.260
566 UAW RETIREE MEDICAL BENEFITS TRUST	TONELLI GIULIO	30.722	30.722
588 UAW RETIREE MEDICAL BENEFITS TRUST	TONELLI GIULIO	36.004	36.004
589 UAW RETIREE MEDICAL BENEFITS TRUST	TONELLI GIULIO	7.522	7.522
590 UAW RETIREE MEDICAL BENEFITS TRUST	TONELLI GIULIO	48.929	48.929
596 UAW RETIREE MEDICAL BENEFITS TRUST	TONELLI GIULIO	8.239	8.239
597 UAW RETIREE MEDICAL BENEFITS TRUST	TONELLI GIULIO	55.607	55.607
768 UAW RETIREE MEDICAL BENEFITS TRUST	TONELLI GIULIO	98.884	98.884

ASSEMBLEA ORDINARIA

27 APRILE 2016



Esito della votazione sul punto **2**

Attribuzione dell'utile di esercizio e distribuzione del dividendo.

769 UAW RETIREE MEDICAL BENEFITS TRUST	TONELLI GIULIO	110.902	110.902
770 UAW RETIREE MEDICAL BENEFITS TRUST	TONELLI GIULIO	97.932	97.932
771 UAW RETIREE MEDICAL BENEFITS TRUST	TONELLI GIULIO	152.193	152.193
772 UAW RETIREE MEDICAL BENEFITS TRUST	TONELLI GIULIO	56.040	56.040
773 UAW RETIREE MEDICAL BENEFITS TRUST	TONELLI GIULIO	153.761	153.761
2075 UBS	TONELLI GIULIO	47.952	47.952
766 UBS (IRL) ETF PLC	TONELLI GIULIO	1.693	1.693
767 UBS (IRL) ETF PLC	TONELLI GIULIO	11.686	11.686
1911 UBS (IRL) INVESTOR SELECTION PLC 1	TONELLI GIULIO	2.402.058	2.402.058
97 UBS (LUX) EQUITY SICAV	TONELLI GIULIO	1.009.581	1.009.581
84 UBS (LUX) EQUITY SICAV - GLOBAL OPPORTUNITY UNCONSTRAINED (USD)	TONELLI GIULIO	520.850	520.850
82 UBS (LUX) EQUITY SICAV EURO COUNTRIES INCOME	TONELLI GIULIO	934.745	934.745
80 UBS (LUX) KSS EUROPEAN GROWTH INCOME	TONELLI GIULIO	35.842	35.842
90 UBS (LUX) KSS EUROPEAN GROWTH INCOME	TONELLI GIULIO	56.702	56.702
78 UBS (LUX) SICAV 1	TONELLI GIULIO	44.635	44.635
94 UBS (LUX) STRATEGY XTRA SICAV	TONELLI GIULIO	16.602	16.602
1944 UBS (US) GROUP TRUST	TONELLI GIULIO	69.920	69.920
845 UBS ETF	TONELLI GIULIO	5.533	5.533
846 UBS ETF	TONELLI GIULIO	4.595	4.595
847 UBS ETF	TONELLI GIULIO	1.020.289	1.020.289
848 UBS ETF	TONELLI GIULIO	63.063	63.063
849 UBS ETF	TONELLI GIULIO	284.354	284.354
850 UBS ETF	TONELLI GIULIO	65.926	65.926
851 UBS ETF	TONELLI GIULIO	37.240	37.240
852 UBS ETF	TONELLI GIULIO	220.148	220.148
853 UBS ETF	TONELLI GIULIO	17.069	17.069
854 UBS ETF	TONELLI GIULIO	82.911	82.911
855 UBS ETF	TONELLI GIULIO	231.574	231.574
856 UBS ETF	TONELLI GIULIO	663.484	663.484
857 UBS ETF	TONELLI GIULIO	270.161	270.161
1997 UBS FTSE RAFI DEVELOPED 1000 INDEX FUND	TONELLI GIULIO	25.422	25.422
52 UBS FUND MANAGEMENT (SWITZERLAND) AG.	TONELLI GIULIO	1.765.802	1.765.802
77 UBS FUND MANAGEMENT(LUXEMBOURG) SA	TONELLI GIULIO	5.122.445	5.122.445
1929 UBS GLOBAL ASSET MANAGEMENT LIFE LTD	TONELLI GIULIO	535.526	535.526
1947 UBS GLOBAL ASSET MANAGEMENT LIFE LTD	TONELLI GIULIO	12.926	12.926
1948 UBS GLOBAL ASSET MANAGEMENT LIFE LTD	TONELLI GIULIO	52.136	52.136
81 UBS GLOBAL SOLUTIONS - GLOBAL EQUITIES EUR	TONELLI GIULIO	26.662	26.662
1078 UBS IQ MSCI EUROPE ETHICAL ETF	TONELLI GIULIO	1.435	1.435
1077 UBS IQ MSCI WORLD EX AUSTRALIA ETHICAL ETF	TONELLI GIULIO	1.449	1.449
79 UBS LUX EQUITY SICAV	TONELLI GIULIO	15.155.492	15.155.492
59 UBS MULTI MANAGER ACCESS EMU EQUITIES	TONELLI GIULIO	221.737	221.737

ASSEMBLEA ORDINARIA

27 APRILE 2016




Esito della votazione sul punto 2

Attribuzione dell'utile di esercizio e distribuzione del dividendo.

1629 UCITS	TONELLI GIULIO	5.250.146	5.250.146
2039 UKA-FONDS	TONELLI GIULIO	46.200	46.200
2432 UMC BENEFIT BOARD, INC	TONELLI GIULIO	1.137.240	1.137.240
2433 UMC BENEFIT BOARD, INC	TONELLI GIULIO	52.406	52.406
2434 UMC BENEFIT BOARD, INC	TONELLI GIULIO	6.231	6.231
2072 UNION INVESTMENT INSTITUTIONAL GMBH	TONELLI GIULIO	130.800	130.800
2073 UNION INVESTMENT PRIVATFONDS GMBH	TONELLI GIULIO	2.079.000	2.079.000
1263 UNION PACIFIC CORPORATION MASTER RETIREMENT TRUST	TONELLI GIULIO	47.055	47.055
1607 UNISUPER	TONELLI GIULIO	37.385	37.385
1892 UNISUPER	TONELLI GIULIO	166.457	166.457
2435 UNISYS MASTER TRUST	TONELLI GIULIO	267.466	267.466
2436 UNISYS MASTER TRUST	TONELLI GIULIO	321.200	321.200
1138 UNIT NAT RELIEF AND WORKS AG FOR PALEST REF IN THE NEAR EAST	TONELLI GIULIO	9.297	9.297
2437 UNITED TECHNOLOGIES CORP. MASTER RETIREMENT TR	TONELLI GIULIO	477.771	477.771
553 UNITED TECHNOLOGIES CORPORATION EMPLOYEE SAVINGS PLAN	TONELLI GIULIO	139.085	139.085
214 UNIVERS CNP 1	TONELLI GIULIO	527.237	527.237
398 UNIVERSAL SHIPOWNERS MARINE INSURANCE ASSOCIATION LIMITED	TONELLI GIULIO	10.617	10.617
1641 UNIVERSE THE CMI GLOBAL NETWORK FUND	TONELLI GIULIO	371.440	371.440
1344 UNIVEST	TONELLI GIULIO	424.716	424.716
1345 UNIVEST	TONELLI GIULIO	368.697	368.697
2430 UPS GROUP TRUST	TONELLI GIULIO	473.780	473.780
2431 UPS GROUP TRUST	TONELLI GIULIO	69.180	69.180
1264 UTAH STATE RETIREMENT SYSTEMS	TONELLI GIULIO	328.572	328.572
114 VALIANT AKTIEN EUROP	TONELLI GIULIO	61.132	61.132
776 VANGUARD DEVEL ALL-CAP EX NORTH AMERICA EQT IND POOLED FUND	TONELLI GIULIO	4.177	4.177
1460 VANGUARD DEVELOPED MARKETS INDEX FUND	TONELLI GIULIO	8.776.210	8.776.210
1459 VANGUARD EUROPEAN STOCK INDEX FUND	TONELLI GIULIO	5.401.098	5.401.098
1728 VANGUARD FID COMPANY EUROPEAN STOCK INDE	TONELLI GIULIO	127.164	127.164
1483 VANGUARD FTSE ALL-WORLD EX US INDEX FUND	TONELLI GIULIO	3.338.380	3.338.380
775 VANGUARD FTSE DEVELOPED ALL CAP EX NORTH AMERICA INDEX ETF	TONELLI GIULIO	6.358	6.358
774 VANGUARD FTSE DEVELOPED EUROPE ALL CAP INDEX ETF	TONELLI GIULIO	31.431	31.431
779 VANGUARD FTSE DEVELOPED EUROPE INDEX ETF	TONELLI GIULIO	4.334	4.334
1490 VANGUARD FUNDS PLC	TONELLI GIULIO	65.388	65.388
1496 VANGUARD FUNDS PLC	TONELLI GIULIO	53.543	53.543
1497 VANGUARD FUNDS PLC	TONELLI GIULIO	169.260	169.260
1502 VANGUARD FUNDS PLC	TONELLI GIULIO	99.841	99.841
1503 VANGUARD FUNDS PLC	TONELLI GIULIO	4.237	4.237
1509 VANGUARD FUNDS PLC	TONELLI GIULIO	4.004	4.004
1698 VANGUARD GLOBAL INFRASTRUCTURE FUND	TONELLI GIULIO	189.999	189.999
459 VANGUARD INTERNATIONAL HIGH DIVIDEND YIELD INDEX FUND	TONELLI GIULIO	9.339	9.339
1691 VANGUARD INTERNATIONAL SHARE INDEX FUND	TONELLI GIULIO	731.975	731.975

ASSEMBLEA ORDINARIA

27 APRILE 2016



Esito della votazione sul punto 2

Attribuzione dell'utile di esercizio e distribuzione del dividendo.

1054 VANGUARD INV F ICVC-VANGUARD FTSE DEV EUROPE EX-UK EQ INDEX F	TONELLI GIULIO	560.832	560.832
1053 VANGUARD INV FDS ICVC-VANG FTSE DEV WOR LD EX - UK EQT IND FD	TONELLI GIULIO	235.771	235.771
1668 VANGUARD INVESTMENT SERIES, PLC	TONELLI GIULIO	45.957	45.957
1669 VANGUARD INVESTMENT SERIES, PLC	TONELLI GIULIO	119.601	119.601
1670 VANGUARD INVESTMENT SERIES, PLC	TONELLI GIULIO	46.760	46.760
1671 VANGUARD INVESTMENT SERIES, PLC	TONELLI GIULIO	19.017	19.017
1672 VANGUARD INVESTMENT SERIES, PLC	TONELLI GIULIO	9.633	9.633
778 VANGUARD INVESTMENTS COMMON CONTRACTUAL FUND	TONELLI GIULIO	68.744	68.744
780 VANGUARD INVESTMENTS COMMON CONTRACTUAL FUND	TONELLI GIULIO	49.210	49.210
781 VANGUARD INVESTMENTS COMMON CONTRACTUAL FUND	TONELLI GIULIO	16.082	16.082
777 VANGUARD INVESTMENTS II COMMON CONTRACTUAL FUND	TONELLI GIULIO	49.237	49.237
1725 VANGUARD TOTAL INTERNATIONAL STOCK INDEX	TONELLI GIULIO	25.640.445	25.640.445
1480 VANGUARD TOTAL WORLD STOCK INDEX FUND	TONELLI GIULIO	489.574	489.574
1715 VANTAGEPOINT OVERSEAS EQUITY INDEX FUND	TONELLI GIULIO	70.929	70.929
2115 VEBA PARTNERSHIP N LP .	TONELLI GIULIO	39.900	39.900
1330 VERDIPAPIRFONDET KLP AKSJEEUROPA INDEKS 1	TONELLI GIULIO	129.786	129.786
1329 VERDIPAPIRFONDET KLP AKSJEGLOBAL INDEX 1	TONELLI GIULIO	213.087	213.087
1775 VERDIPAPIRFONDET NORDEA GLOBAL	TONELLI GIULIO	627.139	627.139
1773 VERDIPAPIRFONDET NORDEA STABILE AKSJER GLOBAL	TONELLI GIULIO	1.546.305	1.546.305
1774 VERDIPAPIRFONDET NORDEA STABILE AKSJER GLOBAL ETISK	TONELLI GIULIO	1.986.569	1.986.569
301 VICTORIAN SUPERANNUATION FUND	TONELLI GIULIO	113.368	113.368
302 VICTORIAN SUPERANNUATION FUND	TONELLI GIULIO	55.727	55.727
66 VICTORY CAPITAL INTERNATIONAL COLLECTIVE INVESTMENT TRUST	TONELLI GIULIO	16.235	16.235
2438 VIRGINIA RETIREMENT SYSTEM .	TONELLI GIULIO	309.759	309.759
2439 VIRGINIA RETIREMENT SYSTEM .	TONELLI GIULIO	21.901	21.901
2440 VIRGINIA RETIREMENT SYSTEM .	TONELLI GIULIO	980.112	980.112
2441 VIRGINIA RETIREMENT SYSTEM .	TONELLI GIULIO	2.936.172	2.936.172
2442 VIRGINIA RETIREMENT SYSTEM .	TONELLI GIULIO	1.125.000	1.125.000
2443 VIRGINIA RETIREMENT SYSTEM .	TONELLI GIULIO	457.955	457.955
1735 VIRTUS GLOBAL DIVIDEND FUND	TONELLI GIULIO	202.150	202.150
1779 VIRTUS TOTAL RETURN FUND	TONELLI GIULIO	177.790	177.790
315 VISION POOLED SUPERANNUATION TRUST	TONELLI GIULIO	94.296	94.296
186 VOCATION MARCHE ARIANESPACE CONSEIL DE SURVEILLANCE DU FCP	TONELLI GIULIO	6.515	6.515
1896 VONTOBEL FUND	TONELLI GIULIO	1.527.400	1.527.400
367 VOYA INTERNATIONAL INDEX PORTFOLIO	TONELLI GIULIO	229.877	229.877
67 WALDEN INTERNATIONAL EQUITY FUND	TONELLI GIULIO	17.610	17.610
786 WASHINGTON STATE INVESTMENT BOARD	TONELLI GIULIO	843.835	843.835
787 WASHINGTON STATE INVESTMENT BOARD	TONELLI GIULIO	331.197	331.197
788 WASHINGTON STATE INVESTMENT BOARD	TONELLI GIULIO	54.554	54.554
708 WELLS FARGO ADVANTAGE UTILITY & TELECOMMUNICATIONS FUND	TONELLI GIULIO	500.000	500.000
782 WELLS FARGO BK DECL OF TR EST INV FUNDS FOR EMPLOYEE BEN TR	TONELLI GIULIO	45.995	45.995

ASSEMBLEA ORDINARIA

27 APRILE 2016




Esito della votazione sul punto 2

Attribuzione dell'utile di esercizio e distribuzione del dividendo.

506 WELLS FARGO GLOBAL DIVIDEND OPPORTUNITY FUND	TONELLI GIULIO	3.200.000	3.200.000
505 WELLS FARGO UTILITIES AND HIGH INCOME FUND	TONELLI GIULIO	100.000	100.000
783 WELLS FARGOMASTER TRUST DIVERSIFIED STOCK PORTFOLIO	TONELLI GIULIO	230.938	230.938
1834 WEST MIDLANDS METROPOLITAN AUT PENS FD	TONELLI GIULIO	519.755	519.755
1835 WEST YORKSHIRE PENSION FUND	TONELLI GIULIO	1.000.000	1.000.000
1288 WHEELS COMMON INVESTMENT FUND	TONELLI GIULIO	43.757	43.757
1289 WHEELS COMMON INVESTMENT FUND	TONELLI GIULIO	41.189	41.189
1597 WHOLESALE GLOBAL EQUITY INDEX FUND	TONELLI GIULIO	12.229	12.229
1604 WHOLESALE UNIT TRUST GL. INFRASTRUCTURE F	TONELLI GIULIO	485.808	485.808
1891 WHOLESALE UNIT TRUST MSCI GLOB INDEX SHS	TONELLI GIULIO	53.139	53.139
490 WILLIAM BEAUMONT HOSPITAL	TONELLI GIULIO	25.772	25.772
489 WILLIAM BEAUMONT HOSPITAL EMPLOYEES' RETIREMENT PLAN	TONELLI GIULIO	32.930	32.930
401 WILSHIRE INSTITUTIONAL MASTER FUND SPC	TONELLI GIULIO	7.000	7.000
792 WISDOMTREE DEFA EQUITY INCOME FUND	TONELLI GIULIO	201.802	201.802
790 WISDOMTREE DYNAMIC CURRENCY HEDGED EUROPE EQUITY FUND	TONELLI GIULIO	7.711	7.711
791 WISDOMTREE DYNAMIC CURRENCY HEDGED INTRNL EQUITY FUND	TONELLI GIULIO	4.906	4.906
799 WISDOMTREE GLOBAL EX-U.S. HEDGED DIVIDEND FUND	TONELLI GIULIO	2.149	2.149
797 WISDOMTREE GLOBAL EX-U.S. UTILITIES FUND	TONELLI GIULIO	53.206	53.206
794 WISDOMTREE GLOBAL HIGH DIVIDEND FUND	TONELLI GIULIO	18.967	18.967
795 WISDOMTREE INTERNATIONAL DIVIDEND EX-FINANCIALS FUND	TONELLI GIULIO	915.747	915.747
793 WISDOMTREE INTERNATIONAL EQUITY FUND	TONELLI GIULIO	269.546	269.546
798 WISDOMTREE INTERNATIONAL HEDGED EQUITY FUND	TONELLI GIULIO	2.099	2.099
796 WISDOMTREE INTERNATIONAL LARGE CAP DIVIDEND FUND	TONELLI GIULIO	217.227	217.227
784 WISDOMTREE ISSUER PUBLIC LIMITED COMPANY	TONELLI GIULIO	46.427	46.427
437 WM POOL-EQUITIES TRUST NO. 75	TONELLI GIULIO	62.544	62.544
2444 WOODBRIDGE INVESTMENTS CORPORATION	TONELLI GIULIO	107.238	107.238
1079 WORKERS COMPENSATION INSURANCE FUND	TONELLI GIULIO	437.697	437.697
928 WORLD ALPHA TILTS NON-LENDABLE FUND B	TONELLI GIULIO	7.165	7.165
986 WORLD INDEX OLU SECURITIES LENDING COMMON TRUST FUND	TONELLI GIULIO	12.362	12.362
789 WSIB INVESTMENTS (PUBLIC EQUITIES) POOLED FUND TRUST	TONELLI GIULIO	193.243	193.243
1937 WSSP INTERNATIONAL EQUITIES TRUST	TONELLI GIULIO	13.148	13.148
1133 WYOMING RETIREMENT SYSTEM	TONELLI GIULIO	34.963	34.963
1134 WYOMING RETIREMENT SYSTEM	TONELLI GIULIO	31.884	31.884
1135 WYOMING RETIREMENT SYSTEM	TONELLI GIULIO	42.263	42.263
2059 CDP GAS SRL	MOLINOTTI ANNA	39.200.638	39.200.638
2060 CDP RETI SPA	RAMUNDO FABRIZIO	1.014.491.489	1.014.491.489
393 ADVANCED SERIES TRUST - AST JENNISON GLOBAL INFRASTRUCTURE PORTF	TONELLI GIULIO	32.839	32.839
358 ADVANCED SERIES TRUST-AST ACADEMIC STRATEGIES ASSET ALLOCATION P	TONELLI GIULIO	1.049.972	1.049.972
1415 ALLIANZ EQUITY LARGE CAP EMU	TONELLI GIULIO	341.974	341.974
370 PRUDENTIAL WORLD FUND,INC. JENNISON GLOBAL INFRASTRUCTURE FUND	TONELLI GIULIO	258.951	258.951
2117 1973 IRREVOCABLE TRUST OF CD WEYERHAUSER	TONELLI GIULIO	1.318	1.318

ASSEMBLEA ORDINARIA

27 APRILE 2016



Esito della votazione sul punto 2

Attribuzione dell'utile di esercizio e distribuzione del dividendo.

2116 1975 IRREVOCABLE TRUST OF CD WEYERHAUSER	TONELLI GIULIO	1.039	1.039
1156 82A HOLDINGS, LLC	TONELLI GIULIO	11.852	11.852
1157 82A HOLDINGS, LLC	TONELLI GIULIO	6.034	6.034
2102 ALAMOSA LLC .	TONELLI GIULIO	2.967	2.967
2036 ARTEMIS INSTITUTIONAL GLOBAL CAPITAL FUN	TONELLI GIULIO	267.600	267.600
389 ASSOCIATED BRITISH FOODS PENSION SCHEME	TONELLI GIULIO	738.000	738.000
1598 AUSTRALIAN CATHOLIC SUPERAN RETIREM FUND	TONELLI GIULIO	25.171	25.171
729 BANK SINOPAC AMCO CATHAY GLOBAL INFRASTRUCTURE FUND	TONELLI GIULIO	338.800	338.800
1507 BBH BOSTON CUST FOR THE ADVISORS' INNER CIRCLE FUND - CORNERSTONE ADVISORS' GLOBAL	TONELLI GIULIO	69.564	69.564
1139 BUNTING INTERNATIONAL DEVELOPED EQUITY TE LLC	TONELLI GIULIO	4.212	4.212
753 CALIFORNIA STATE TEACHERS RETIREMENT SYSTEM	TONELLI GIULIO	92.636	92.636
754 CALIFORNIA STATE TEACHERS RETIREMENT SYSTEM	TONELLI GIULIO	1.123.453	1.123.453
755 CALIFORNIA STATE TEACHERS RETIREMENT SYSTEM	TONELLI GIULIO	374.158	374.158
756 CALIFORNIA STATE TEACHERS RETIREMENT SYSTEM	TONELLI GIULIO	777.640	777.640
974 CALIFORNIA STATE TEACHERS RETIREMENT SYSTEM	TONELLI GIULIO	192.268	192.268
975 CALIFORNIA STATE TEACHERS RETIREMENT SYSTEM	TONELLI GIULIO	1.780.211	1.780.211
976 CALIFORNIA STATE TEACHERS RETIREMENT SYSTEM	TONELLI GIULIO	846.268	846.268
977 CALIFORNIA STATE TEACHERS RETIREMENT SYSTEM	TONELLI GIULIO	550.261	550.261
1140 CARROLL AVENUE PARTNERS LLC	TONELLI GIULIO	2.407	2.407
2106 CERVURITE INTERNATIONAL LLC .	TONELLI GIULIO	41.669	41.669
726 CHANG HWA COMMERCIAL BANK, LTD., IN ITS CAPACITY AS MASTER	TONELLI GIULIO	388.800	388.800
1200 CLEARWATER INTERNATIONAL FUND	TONELLI GIULIO	57.530	57.530
1141 DELFINCO, LP	TONELLI GIULIO	15.559	15.559
585 EATON VANCE TAX-MANAGED GLOBAL BUY-WRITE OPPORTUNITIES FUND	TONELLI GIULIO	175.073	175.073
2074 ECOFIN WATER AND POWER OPPORTUNITIES PLC CO BNP PARIBAS SECURITIES SERVICES	TONELLI GIULIO	2.267.825	2.267.825
2365 EMPLOYEE RETIREMENT INCOME PLANTRUST OF 3M COM	TONELLI GIULIO	20.087	20.087
1144 EVA VALLEY MA1 LLC	TONELLI GIULIO	11.518	11.518
1797 F.M.KIRBY TRUST DATED 1/3/75 FBO FRED M. KIRBY III	TONELLI GIULIO	4.287	4.287
1795 FM KIRBY DTD TRUST 1/3/75 FBO JEFFERSON W KIRBY	TONELLI GIULIO	4.287	4.287
1796 FM KIRBY TRUST DTD 1/3/75 FBO S DILLARD KIRBY	TONELLI GIULIO	4.287	4.287
2002 FONDS DE SOLIDARITE DES TRAV.QUEBEC FTQ	TONELLI GIULIO	28.831	28.831
2445 FOREST FOUNDATION	TONELLI GIULIO	752	752
1146 FOURTH AVENUE INVESTMENT COMPANY.	TONELLI GIULIO	23.974	23.974
1246 FRESNO COUNTY EMPLOYEES' RETIREMENT ASSOCIATION	TONELLI GIULIO	17.083	17.083
1124 FS OVERLAY C - PARAMETRIC	TONELLI GIULIO	2.184	2.184
592 GABELLI UTILITIES FUND	TONELLI GIULIO	2.000	2.000
1130 GLOBAL BOND FUND	TONELLI GIULIO	22.750	22.750
723 GOVERNMENT OF THE PROVINCE OF ALBERTA	TONELLI GIULIO	2.974.500	2.974.500
1514 HANG SENG BANK LIMITED-PRIVATE	TONELLI GIULIO	120.000	120.000
1149 HASLAM FAMILY INVESTMENT PARTNERSHIP	TONELLI GIULIO	837	837
1800 JFB I LTD	TONELLI GIULIO	4.502	4.502

ASSEMBLEA ORDINARIA

27 APRILE 2016



Esito della votazione sul punto 2

Attribuzione dell'utile di esercizio e distribuzione del dividendo.

504 JOHN HANCOCK VARIABLE INSURANCE TRUST UTILITIES TRUST	TONELLI GIULIO	280.301	280.301
1683 JPMORGAN CHASE BANK N.A.	TONELLI GIULIO	2.254	2.254
1684 JPMORGAN CHASE BANK N.A.	TONELLI GIULIO	11.980	11.980
2351 KENTUCKY RETIREMENT SYSTEMS	TONELLI GIULIO	49.192	49.192
482 LAURENCE HERMAN	TONELLI GIULIO	2.978	2.978
1858 LCAM GLOBAL EQUITY FUNDS	TONELLI GIULIO	174.283	174.283
1152 LEHMAN-STAMM FAMILY PARTNERS LLC	TONELLI GIULIO	264	264
620 MAINSTAY VP MFS UTILITIES PORTFOLIO	TONELLI GIULIO	983.543	983.543
1106 MALACHITE 35 TRUST	TONELLI GIULIO	43.340	43.340
2107 MARANIC II LLC .	TONELLI GIULIO	3.934	3.934
1726 MASTER TRUST BANK OF JAPAN, LTD. PENSION	TONELLI GIULIO	2.449.254	2.449.254
2051 MFS UTILITIES FUND	TONELLI GIULIO	3.620.527	3.620.527
521 MFS VARIABLE INSURANCE TRUST - MFS UTILITIES SERIES	TONELLI GIULIO	1.275.423	1.275.423
2109 NSP MINNESOTA PRAIRIE I RETAIL QUALIFIED TRUST	TONELLI GIULIO	9.098	9.098
2110 NSP MINNESOTA RETAIL PRAIRIE IIQUALIFIED TRUST	TONELLI GIULIO	11.102	11.102
2108 NSP MONTICELLO MINNESOTA RETAILQUALIFIED TRUST	TONELLI GIULIO	12.833	12.833
1018 PACE INTERNATIONAL EQUITY INVESTMENTS	TONELLI GIULIO	834.373	834.373
586 PARAMETRIC INTERNATIONAL EQUITY FUND	TONELLI GIULIO	15.964	15.964
684 PIMCO EQUITY SERIES: PIMCO RAE FUNDAMENTAL INTERNATIONAL FUND	TONELLI GIULIO	19.098	19.098
683 PIMCO RAE FUNDAMENTAL INTERNATIONAL FUND LLC	TONELLI GIULIO	38.798	38.798
25 PUTNAM SELECT GLOBAL EQUITY FUND LP	TONELLI GIULIO	1.365	1.365
1313 REBUS GROUP PENSION SCHEME	TONELLI GIULIO	176.306	176.306
1314 REBUS GROUP PENSION SCHEME	TONELLI GIULIO	2.250.000	2.250.000
1315 REBUS GROUP PENSION SCHEME	TONELLI GIULIO	155.045	155.045
2003 REGIME DE RETRAITE DE L'UNIVER DU QUEBEC	TONELLI GIULIO	65.453	65.453
751 ROMAN CATHOLIC BISHOP OF SPRINGFIELD A CORPORATION SOLE	TONELLI GIULIO	1.651	1.651
2453 RUM CAY LP	TONELLI GIULIO	9.483	9.483
1219 SAMFORD UNIVERSITY	TONELLI GIULIO	1.934	1.934
1100 SAMFORD UNIVERSITY PENSION PLAN TRUST	TONELLI GIULIO	1.460	1.460
1163 SENTINEL INTERNATIONAL TRUST	TONELLI GIULIO	8.786	8.786
2446 SEQUOIA FOUNDATION	TONELLI GIULIO	946	946
1122 SHY, LLC	TONELLI GIULIO	4.706	4.706
1164 SIM GLOBAL BALANCED TRUST.	TONELLI GIULIO	4.086	4.086
2447 STEWARDSHIP FOUNDATION	TONELLI GIULIO	3.423	3.423
591 TAX - MANAGED INTERNATIONAL EQUITY PORTFOLIO	TONELLI GIULIO	16.776	16.776
1147 THE BUNTING FAM INT DEVELOPED EQUITY LIMITED LIABILITY CO	TONELLI GIULIO	25.096	25.096
593 THE GABELLI GLOBAL UTILITY & INCOME TRUST	TONELLI GIULIO	80.000	80.000
652 THE PRUDENTIAL INSURANCE COMPANY OF AMERICA	TONELLI GIULIO	71.509	71.509
653 THE PRUDENTIAL INSURANCE COMPANY OF AMERICA	TONELLI GIULIO	90.521	90.521
314 THE PRUDENTIAL INVESTMENT PORTFOLIOS INCDRYDEN ACTIVE ALLOCATION	TONELLI GIULIO	3.853	3.853
385 ULSTER BANK PENSION SCHEME REPUBLIC OF IRELAND	TONELLI GIULIO	71.920	71.920

ASSEMBLEA ORDINARIA

27 APRILE 2016



Esito della votazione sul punto **2**

Attribuzione dell'utile di esercizio e distribuzione del dividendo.

384 ULSTER BANK PENSION TRUSTEES LIMITED	TONELLI GIULIO	83.430	83.430
1109 WATER AND POWER EMPLOYEES RETIREMENT PLAN	TONELLI GIULIO	578.000	578.000
1110 WATER AND POWER EMPLOYEES RETIREMENT PLAN	TONELLI GIULIO	97.300	97.300
805 WELLINGTON MANAGEMENT FUNDS (IRELAND) PLC	TONELLI GIULIO	668.985	668.985
2037 WESTMINSTER ATF ARTEMIS GLOBAL GROWTH F	TONELLI GIULIO	1.061.000	1.061.000
1119 WILSHIRE INTERNATIONAL EQUITY FUND	TONELLI GIULIO	57.768	57.768
30 AEGON CUSTODY B.V	TONELLI GIULIO	474.626	474.626
292 BANCO BILBAO VIZCAYA ARGENTARIASA	TONELLI GIULIO	1.944.497	1.944.497
296 BANCO BILBAO VIZCAYA ARGENTARIASA	TONELLI GIULIO	1.819.651	1.819.651
630 SEASONS SERIES TRUST INTERNATIONAL EQUITY PORTFOLIO	TONELLI GIULIO	40.408	40.408
629 SUNAMERICA SERIES TRUST TELECOM UTILITY PORTFOLIO	TONELLI GIULIO	36.315	36.315
955 VALIC COMPANY I - INTERNATIONAL EQUITIES FUND	TONELLI GIULIO	157.294	157.294

Riepilogo favorevoli

TOTALE FAVOREVOLI	n°	2.180 azionisti per n°	2.395.224.307 Azioni
di cui			68,42 % del cap. sociale
IN PROPRIO	n°	9 azionisti per n°	44.813 Azioni
			0,00 % del cap. sociale
PER DELEGA	n°	2.171 azionisti per n°	2.395.179.494 Azioni
			68,42 % del cap. sociale

ASSEMBLEA ORDINARIA

27 APRILE 2016



Esito della votazione sul punto **3**

Politica in materia di remunerazione ai sensi dell'articolo 123-ter del Decreto legislativo 24 febbraio 1998, n. 58.

Azionisti Presenti

In proprio	n°	9	per n°	44.813 Azioni	0,00 % del capitale sociale
Per delega	n°	2.212	per n°	2.428.230.239 Azioni	69,37 % del capitale sociale
TOTALE PRESENTI	n°	2.221	per n°	2.428.275.052 Azioni	69,37 % del capitale sociale

Quorum per approvazione

n° 1.214.137.527 Voti favorevoli
(Pari a 1/2 delle Azioni Presenti)

Esito Votazione

FAVOREVOLI	n°	2.082	azionisti per n°	2.313.326.327 Azioni	66,08 % del capitale sociale
CONTRARI	n°	94	azionisti per n°	81.054.114 Azioni	2,32 % del capitale sociale
ASTENUTI	n°	17	azionisti per n°	20.362.178 Azioni	0,58 % del capitale sociale
TOTALE VOTANTI	n°	2.193	azionisti per n°	2.414.742.619 Azioni	68,98 % del capitale sociale
NON VOTANTI	n°	28	azionisti per n°	13.532.433 Azioni	0,39 % del capitale sociale
TOTALE PRESENTI	n°	2.221	azionisti per n°	2.428.275.052 Azioni	69,37 % del capitale sociale

La Proposta è approvata

Presenti in sala

Azionisti in proprio	9
Delegati	10
Totale televoter distribuiti	19
Totale persone fisiche	16

ASSEMBLEA ORDINARIA

27 APRILE 2016



Esito della votazione sul punto 3

Politica in materia di remunerazione ai sensi dell'articolo 123-ter del Decreto legislativo 24 febbraio 1998, n. 58.

Elenco Contrari

SCHEDA	NOMINATIVO AZIONISTA	DELEGATO	NUMERO DI AZIONI	
			TOTALE	CON DIRITTO DI VOTO
1383	MAGNANI DUILIO		200	200
1381	MAGNANI MARZIO		5.000	5.000
1	PRINCIPATO DOMENICO		2.101	2.101
233	AA EDRAM ACTIONS EURO	TONELLI GIULIO	1.200.000	1.200.000
1880	AMUNDI	TONELLI GIULIO	4.521.658	4.521.658
1414	ARRCO LONG TERME	TONELLI GIULIO	168.577	168.577
1849	ASR Euro Aandelen Pool	TONELLI GIULIO	578.222	578.222
1848	ASR Europese Aandelen Pool	TONELLI GIULIO	68.429	68.429
22	AVIVA INVESTORS INTERNATIONAL INDEX TRACKING FUND	TONELLI GIULIO	40.661	40.661
1961	AVIVA LIFE & PENSIONS UK LIMITED	TONELLI GIULIO	116.274	116.274
1962	AVIVA LIFE & PENSIONS UK LIMITED	TONELLI GIULIO	129.440	129.440
1963	AVIVA LIFE & PENSIONS UK LIMITED	TONELLI GIULIO	141.388	141.388
1968	AVIVA LIFE AND PENSIONS UK LIMITED	TONELLI GIULIO	728.082	728.082
1969	AVIVA LIFE AND PENSIONS UK LIMITED	TONELLI GIULIO	367.402	367.402
1881	AXA INVESTMENT MANAGERS	TONELLI GIULIO	2.000.000	2.000.000
1576	BAYVK A4 FONDS	TONELLI GIULIO	73.373	73.373
1473	BBH LUX FOR FIDELITY FUNDS FUTURES OVERLAY POOL	TONELLI GIULIO	3.179.031	3.179.031
556	BMO UCITS ETF ICAV	TONELLI GIULIO	21.677	21.677
557	BMO UCITS ETF ICAV	TONELLI GIULIO	10.929	10.929
1592	BNP PARIBAS A FUND	TONELLI GIULIO	640.044	640.044
1583	BNP PARIBAS B PENSION BALANCED	TONELLI GIULIO	1.526.337	1.526.337
1585	BNP PARIBAS B PENSION BALANCED	TONELLI GIULIO	259.557	259.557
1586	BNP PARIBAS B PENSION STABILITY	TONELLI GIULIO	107.153	107.153
1589	BNP PARIBAS FUND I	TONELLI GIULIO	682.775	682.775
1582	BNP PARIBAS FUND III NV	TONELLI GIULIO	948	948
1587	BNP PARIBAS INSTITUTIONAL I	TONELLI GIULIO	30.822	30.822
1588	BNP PARIBAS INSTITUTIONAL I	TONELLI GIULIO	30.665	30.665
1579	BNP PARIBAS L1	TONELLI GIULIO	1.383.021	1.383.021
1580	BNP PARIBAS L1	TONELLI GIULIO	2.046.795	2.046.795
1590	BNP PARIBAS L1	TONELLI GIULIO	2.262.306	2.262.306
1591	BNP PARIBAS L1	TONELLI GIULIO	720.494	720.494
1593	BNP PARIBAS L1	TONELLI GIULIO	490.577	490.577
801	CARL SPAENGLER KAG M.B.H. FOR SPAENGLER IQAM EQUITY EUROPE	TONELLI GIULIO	137.751	137.751
1956	CHURCH COMMISSIONERS FOR ENGLAND	TONELLI GIULIO	11.058	11.058
1284	CHURCH OF ENGLAND INVESTMENT FUND FOR PENSIONS	TONELLI GIULIO	38.553	38.553
177	CNP ASSUR EDRAM ACTIONS EUROPE	TONELLI GIULIO	1.112.600	1.112.600
236	CNP ASSUR EDRAM ACTIONS EUROPE	TONELLI GIULIO	183.800	183.800
1530	CPR AM	TONELLI GIULIO	597.331	597.331

ASSEMBLEA ORDINARIA

27 APRILE 2016



Esito della votazione sul punto 3

Politica in materia di remunerazione ai sensi dell'articolo 123-ter del Decreto legislativo 24 febbraio 1998, n. 58.

1533	DEKA MASTER HAEK I	TONELLI GIULIO	132.997	132.997
176	ECOFI ACTIONS SCR	TONELLI GIULIO	170.688	170.688
1531	EDMOND DE ROTHSCHILD AM	TONELLI GIULIO	1.600.000	1.600.000
1882	EDMOND DE ROTHSCHILD AM	TONELLI GIULIO	7.322.400	7.322.400
116	EDMOND DE ROTHSCHILD ASSET MANAGEMENT	TONELLI GIULIO	3.831.700	3.831.700
117	EDMOND DE ROTHSCHILD ASSET MANAGEMENT	TONELLI GIULIO	503.000	503.000
1522	FCP BNP PARIBAS ACTIONS EUROLAND	TONELLI GIULIO	300.906	300.906
1523	FCP BNP PARIBAS ACTIONS EUROPE	TONELLI GIULIO	9.142	9.142
1525	FCP CAMGEST.SIT.SPECIAL.	TONELLI GIULIO	257.430	257.430
234	FCP CARPIMKO EUROPE	TONELLI GIULIO	81.416	81.416
230	FCP ECOFI FLEXIBLE	TONELLI GIULIO	19.252	19.252
231	FCP ECOFI OPTIM LCR	TONELLI GIULIO	15.400	15.400
1520	FCP FDNC ACTIONS EUROPE	TONELLI GIULIO	293.510	293.510
1524	FCP GERISO	TONELLI GIULIO	6.045	6.045
235	FCP POLLUX	TONELLI GIULIO	11.000	11.000
1469	FIDELITY FUNDS SICAV	TONELLI GIULIO	8.015.919	8.015.919
1768	FIDELITY INSTITUTIONAL PAN EUROPEAN FUND	TONELLI GIULIO	170.791	170.791
1474	FIL GENESIS LIMITED	TONELLI GIULIO	15.449	15.449
1040	FRIENDS LIFE LIMITED	TONELLI GIULIO	3.184	3.184
1041	FRIENDS LIFE LIMITED	TONELLI GIULIO	5.763	5.763
1042	FRIENDS LIFE LIMITED	TONELLI GIULIO	5.063	5.063
1043	FRIENDS LIFE LIMITED	TONELLI GIULIO	3.537	3.537
1044	FRIENDS LIFE LIMITED	TONELLI GIULIO	3.117	3.117
1578	GA FUND L	TONELLI GIULIO	7.349	7.349
232	IBM FRANCE	TONELLI GIULIO	58.000	58.000
1741	KAPITFORENI INSTIT INVEST GLOBALE AKTIER	TONELLI GIULIO	290.788	290.788
1584	METROPOLITAN RENTASTRO	TONELLI GIULIO	473.872	473.872
764	METZLER INVESTMENT GMBH FOR MI-FONDS 415	TONELLI GIULIO	258.360	258.360
460	MI-FONDS K11	TONELLI GIULIO	20.629	20.629
319	MLC LIMITED	TONELLI GIULIO	560	560
320	MLC LIMITED	TONELLI GIULIO	2.725	2.725
1581	PARVEST	TONELLI GIULIO	900.000	900.000
1594	PARVEST	TONELLI GIULIO	150.817	150.817
538	PAX ELLEVATE GLOBAL WOMEN'S INDEX FUND	TONELLI GIULIO	11.138	11.138
687	PAX MSCI EAFE ESG INDEX ETF	TONELLI GIULIO	142.209	142.209
1392	SEI GLOBAL MASTER FUND PLC	TONELLI GIULIO	9.668	9.668
2083	STG BEDRIJFSTAKPFDS V H	TONELLI GIULIO	26.657	26.657
2084	STG BPF VD DETAILHANDEL MND BLACKROCK MSCI EMEA	TONELLI GIULIO	353.766	353.766
415	STICHTING BEDRIJFSTAKPENSIOENFONDS VOOR HET SCHILDERS-AFWERKINGS-EN	TONELLI GIULIO	311.752	311.752
439	STICHTING DEPOSITARY APG DEVELOPED MARKETS EQUITY POOL	TONELLI GIULIO	148.600	148.600
440	STICHTING DEPOSITARY APG DEVELOPED MARKETS EQUITY POOL	TONELLI GIULIO	1.482.961	1.482.961
441	STICHTING DEPOSITARY APG DEVELOPED MARKETS EQUITY POOL	TONELLI GIULIO	2.098.339	2.098.339
1971	STICHTING DEPOSITARY APG EMERGING MKT EQ	TONELLI GIULIO	17.577.385	17.577.385

ASSEMBLEA ORDINARIA

27 APRILE 2016



Esito della votazione sul punto **3**

Politica in materia di remunerazione ai sensi dell'articolo 123-ter del Decreto legislativo 24 febbraio 1998, n. 58.

26	STICHTING MN SERVICES AANDELENFONDS EUROPA	TONELLI GIULIO	205.870	205.870
38	STICHTING MN SERVICES EUROPE EX UK EQUITY FUND	TONELLI GIULIO	32.383	32.383
1724	STICHTING PENSIOENFONDS MEDISCH SPECIALI	TONELLI GIULIO	336.445	336.445
20	STICHTING PENSIOENFONDS METAAL	TONELLI GIULIO	825.979	825.979
21	STICHTING PENSIOENFONDS METAAL EN T MN SERVICES	TONELLI GIULIO	384.863	384.863
1296	STICHTING PENSIOENFONDS VAN DE METALEKTRO (PME)	TONELLI GIULIO	970.934	970.934
1297	STICHTING PENSIOENFONDS VAN DE METALEKTRO (PME)	TONELLI GIULIO	125.717	125.717
1298	STICHTING PENSIOENFONDS VAN DE METALEKTRO (PME)	TONELLI GIULIO	262.640	262.640
37	STICHTING PGGM DEPOSITARY	TONELLI GIULIO	1.629.252	1.629.252
39	STICHTING PGGM DEPOSITARY	TONELLI GIULIO	3.495.837	3.495.837
1045	STICHTING TRUST F AND C UNHEDGE	TONELLI GIULIO	12.494	12.494
2007	THE METHODIST CHURCH IN IRELAND EQ FUND	TONELLI GIULIO	16.000	16.000
1607	UNISUPER	TONELLI GIULIO	37.385	37.385

Riepilogo Contrari

TOTALE CONTRARI	n°	94 azionisti per n°	81.054.114 Azioni 2,32 % del cap. sociale
di cui			
IN PROPRIO	n°	3 azionisti per n°	7.301 Azioni 0,00 % del cap. sociale
PER DELEGA	n°	91 azionisti per n°	81.046.813 Azioni 2,32 % del cap. sociale

ASSEMBLEA ORDINARIA

27 APRILE 2016



Esito della votazione sul punto **3**

Politica in materia di remunerazione ai sensi dell'articolo 123-ter del Decreto legislativo 24 febbraio 1998, n. 58.

Elenco Astenuti

SCHEDA NOMINATIVO AZIONISTA	DELEGATO	NUMERO DI AZIONI	
		TOTALE	CON DIRITTO DI VOTO
100 ARMENTANO FAUSTO		10	10
1438 CROCE MARIO		3.002	3.002
1349 FAVALLI ARRIGO		1.000	1.000
101 VERONESI SERGIO		5.000	5.000
2457 FONDAZIONE CARIPLO	PRINOTH CHRISTIAN	10.545.630	10.545.630
6 ARCA SGR ARCA AZIONI ITALIA	TONELLI GIULIO	3.600.000	3.600.000
2034 CHALLENGE FUNDS	TONELLI GIULIO	260.969	260.969
2455 GIE ALTO AZIONARIO	TONELLI GIULIO	45.725	45.725
1441 GIE GEN REVENUS	TONELLI GIULIO	1.338.740	1.338.740
1294 LANCASHIRE COUNTY PENSION FUND	TONELLI GIULIO	352.331	352.331
2035 MEDIOLANUM SPEC SICAV-SIF EQUITY INCOME	TONELLI GIULIO	77.500	77.500
1299 MERSEYSIDE PENSION FUND	TONELLI GIULIO	629.989	629.989
1833 SOUTH YORKSHIRE PENSIONS AUTHORITY	TONELLI GIULIO	370.000	370.000
1834 WEST MIDLANDS METROPOLITAN AUT PENS FD	TONELLI GIULIO	519.755	519.755
1835 WEST YORKSHIRE PENSION FUND	TONELLI GIULIO	1.000.000	1.000.000
93 CLINTON EQUITY STRATEGIES MASTER FUND LTD	TONELLI GIULIO	1.574.110	1.574.110
92 HCM CLINTON EQUITY STRATEGIES LTD.	TONELLI GIULIO	38.417	38.417

Riepilogo Astenuti

TOTALE ASTENUTI	n°	17 azionisti per n°	20.362.178 Azioni
di cui			0,58 % del cap.sociale
IN PROPRIO	n°	4 azionisti per n°	9.012 Azioni
			0,00 % del cap.sociale
PER DELEGA	n°	13 azionisti per n°	20.353.166 Azioni
			0,58 % del cap.sociale

ASSEMBLEA ORDINARIA

27 APRILE 2016



Esito della votazione sul punto **3**

Politica in materia di remunerazione ai sensi dell'articolo 123-ter del Decreto legislativo 24 febbraio 1998, n. 58.

Elenco Non Votanti

SCHEDA NOMINATIVO AZIONISTA

DELEGATO

NUMERO DI AZIONI

		NUMERO DI AZIONI	
		TOTALE	CON DIRITTO DI VOTO
1454	CHALLENGE FUNDS CHALLENGE ITALIAN EQUITY	1.000.000	1.000.000
276	EEF - EQUITY EURO LTE	181.288	181.288
273	EEF - EQUITY EUROPE LTE	448.600	448.600
281	EEF - EQUITY ITALY	2.219.444	2.219.444
274	EEF - EQUITY ITALY LTE	270.928	270.928
275	EEF - EQUITY UTILITIES LTE	17.976	17.976
282	EEF - FLEXIBLE BETA TOTAL RETURN	1.000.000	1.000.000
277	EPF - ENHANCED CONSTANT RISK CONTRIBUTION	68.244	68.244
280	EPF - EURO Q-EQUITY	57.678	57.678
279	EPF - EUROPEAN Q-EQUITY	129.502	129.502
278	EPF - Q-FLEXIBLE	410.263	410.263
12	FIDEURAM ASSET MANAGEMENT (IRELAND) FIDEURAM FUND EQUITY ITALY	50.000	50.000
11	FIDEURAM ASSET MANAGEMENT (IRELAND) FONDITALIA EQUITY ITALY	1.000.000	1.000.000
13	INTERFUND SICAV INTERFUND EQUITY ITALY	540.000	540.000
289	ISE - DYNAMIC INCOME MULTITRENDER - 01/2016	13.675	13.675
286	ISE - GLOBAL DIVERSIFIED ALLOCATION - 02/2015	660.368	660.368
284	ISE - GLOBAL DYNAMIC MULTITRENDER - 06/2015	109.395	109.395
290	ISE - GLOBAL INCOME MULTITRENDER - 09/2015	127.315	127.315
291	ISE - MULTIASSET CEDOLA GLOBALE 12/2015	225.703	225.703
283	ISE - VALORE CEDOLA GLOBALE - 02/2015	457.145	457.145
288	ISE - VALORE CEDOLA GLOBALE - 04/2015	201.600	201.600
287	ISE - VALORE CEDOLA GLOBALE - 07/2015	113.841	113.841
285	ISE - VALORE CEDOLA GLOBALE - 09/2015	126.675	126.675
240	MEDIOLANUM GESTIONE FONDI SGR S.P.A - FLESSIBILE ITALIA	1.100.000	1.100.000
272	ROSSINI - AZIONARIO EURO	929	929
271	ROSSINI - BILANCIATO	1.864	1.864
1453	UBI PRAMERICA SGR SPA	700.000	700.000
1452	UBI SICAV	2.300.000	2.300.000

ASSEMBLEA ORDINARIA
27 APRILE 2016



Esito della votazione sul punto 3

Politica in materia di remunerazione ai sensi dell'articolo 123-ter del Decreto legislativo 24 febbraio 1998, n. 58.

Riepilogo Non votanti

TOTALE NON VOTANTI	n°	28 azionisti per n°	13.532.433 Azioni
di cui			0,39 % del cap. sociale
IN PROPRIO	n°	0 azionisti per n°	0 Azioni
			0,00 % del cap. sociale
PER DELEGA	n°	28 azionisti per n°	13.532.433 Azioni
			0,39 % del cap. sociale

ASSEMBLEA ORDINARIA

27 APRILE 2016



Esito della votazione sul punto 3

Politica in materia di remunerazione ai sensi dell'articolo 123-ter del Decreto legislativo 24 febbraio 1998, n. 58.

Elenco Favorevoli

SCHEDA NOMINATIVO AZIONISTA	DELEGATO	NUMERO DI AZIONI	
		TOTALE	CON DIRITTO DI VOTO
461 BORLENGHI FRANCO		5.500	5.500
463 FRANCESCATO FRANCO		23.000	23.000
1384 FINANZIARIA CERAMICA CASTELLARANO S P A	D'AROMA ALBERTO	9.108.722	9.108.722
481 IRIS CERAMICA GROUP S.P.A.	D'AROMA ALBERTO	8.019.415	8.019.415
1386 IRIS CERAMICA GROUP SOCIETA' PER AZIONI	D'AROMA ALBERTO	29.018.028	29.018.028
1387 IRIS CERAMICA GROUP SOCIETA' PER AZIONI	D'AROMA ALBERTO	5.800.000	5.800.000
1388 IRIS CERAMICA GROUP SOCIETA' PER AZIONI	D'AROMA ALBERTO	6.600.000	6.600.000
9 MINOZZI ROMANO	D'AROMA ALBERTO	3.714.285	3.714.285
10 MINOZZI ROMANO	D'AROMA ALBERTO	5.700.000	5.700.000
480 MINOZZI ROMANO	D'AROMA ALBERTO	8.519.415	8.519.415
1385 MINOZZI ROMANO	D'AROMA ALBERTO	8.650.984	8.650.984
1389 MINOZZI ROMANO	D'AROMA ALBERTO	19.568.352	19.568.352
1439 MINOZZI ROMANO	D'AROMA ALBERTO	1.466.000	1.466.000
1390 INARCASSA - CASSA NAZIONALE DI PREVIDENZA ED ASSISTENZA PER	MASTROMATTEO LAURA	19.224.780	19.224.780
1996 1290 FUNDS - 1290 SMARTBETA EQUITY FUND	TONELLI GIULIO	3.000	3.000
1613 1515 FCP GERARD PERRIER	TONELLI GIULIO	1.710	1.710
1642 1741 ASSET MANAGEMENT FUNDS SICAV	TONELLI GIULIO	42.100	42.100
1218 1999 VOL EMPL BEN ASS NON-REPR EMPL OF SOUT CAL EDISON CO	TONELLI GIULIO	6.385	6.385
1824 8221103 CANADA INC.	TONELLI GIULIO	110.621	110.621
1245 A.I.DUPONT TESTAMENTARY TRUST	TONELLI GIULIO	52.184	52.184
191 AA AMUNDI ISR	TONELLI GIULIO	127.083	127.083
165 ABP ACTIONS	TONELLI GIULIO	3.176.300	3.176.300
1331 ABU DHABI RETIREMENT PENSIONS AND BENEFITS FUND	TONELLI GIULIO	173.745	173.745
1084 ACORN 1998 TRUST	TONELLI GIULIO	1.667	1.667
1192 ACT CHIEF MINISTER, TREAS AND ECO DEV DIR SUPERANN PROV ACC	TONELLI GIULIO	63.868	63.868
119 ACTIF CANTON CREDIT AGRICOLE	TONELLI GIULIO	8.861.810	8.861.810
126 ACTIF CANTON LCL	TONELLI GIULIO	4.288.229	4.288.229
921 ACWI EX-US INDEX MASTER PORTFOLIO OF MASTER INVESTMENT PTF	TONELLI GIULIO	108.925	108.925
193 ADPACTIONS	TONELLI GIULIO	10.188	10.188
194 ADPARGNE	TONELLI GIULIO	10.404	10.404
1942 ADVANCE INTERNATIONAL SHARE INDEX FUND	TONELLI GIULIO	72.415	72.415
2097 ADVANCED SE. TR AST JP MORGAN STRATEGIC OPPORTUNITIES PORTFOLIO	TONELLI GIULIO	184.496	184.496
2098 ADVANCED SERIES TRUST - AST JPMORGAN STRATEGIC OPPORTUNITIESPOR	TONELLI GIULIO	819.264	819.264
2126 ADVANCED SERIES TRUST -AST FI PYRAMIS QUANTITATIVE PORTFOLIO	TONELLI GIULIO	782.608	782.608
372 ADVANCED SERIES TRUST AST GOLDMAN SACHS MULTI ASSET PORTFOLIO	TONELLI GIULIO	26.672	26.672
343 ADVANCED SERIES TRUST-AST BLACKROCK GLOBAL STRATEGIES PORTFOLIO	TONELLI GIULIO	37.559	37.559