

LUXOTTICA GROUP S.P.A.

Minutes of the Ordinary Meeting of Stockholders

28 April 2017

On this day, the 28th of April 2017, at 11.00, the ordinary Meeting of Stockholders of LUXOTTICA GROUP S.P.A. is opened.

Pursuant to Article 13 of the Company's By-laws, the chair is taken by the Chairman of the Board of Directors, Mr. Leonardo Del Vecchio, who extends a warm welcome to all the attendees.

In order to check that the general meeting of stockholders is properly constituted, the Chairman informs the attendees that:

- the participants' identity and capacity to take part in the meeting was ascertained by the members of staff appointed by the Chairman;
- at the opening of the meeting there are 1,570 persons with voting rights - either in person or by proxy - in attendance, holders of 398,276,809 ordinary shares, representing 82.21% of the Company's share capital.

The Chairman thus declares the general meeting of stockholders to be properly constituted and may validly pass resolution on the items of the Agenda.

Pursuant to Article 13 of the Company's By-laws, the Chairman proposes the appointment of Mr. Mario Notari as meeting secretary for the task of assisting with the proceedings of the general meeting of stockholders, without the latter acting as notary, and to draft the minutes in private form.

There being no dissenting or abstaining votes, the Chairman confirms Mr. Mario Notari's appointment as meeting secretary, and invites him to provide, on his behalf, the preliminary information and to explain the regulations on how the meeting is to be conducted.

The Secretary declares that this Ordinary General meeting of stockholders was convened in a single session to discuss and resolve on the matters pertaining to and resulting from the following

AGENDA

1. *Approval of the Financial Statements for the fiscal year ending 31 December 2016.*
2. *Allocation of the profit relative to the fiscal year; distribution of the dividend.*
3. *Consultation on the first section of the remuneration report pursuant to Article 123-ter, paragraph 6, of Italian Legislative Decree No. 58/1998*

and thus, informs the attendees that:

- from the Board of Directors, all the members in office are in attendance, and namely: Leonardo Del Vecchio (President of the Board of Directors), Luigi Francavilla (Vice President), Francesco Milleri (Vice President), Massimo Vian (Chief Executive Officer), Marina Brogi, Luigi Feola, Elisabetta Magistretti, Mario Notari, Maria Pierdicchi, Karl Heinz Salzburger, Luciano Santel, Cristina Scocchia, Sandro Veronesi, and Andrea Zappia;
- from the Board of Auditors, all the Statutory Auditors are in attendance, and namely: Francesco Vella (President); Alberto Giussani, and Barbara Tadolini;
- from the Audit Firm, partner Mr. Stefano Bravo is in attendance;
- the Chief Financial Officer, STEFANO GRASSI is also in attendance to assist the Chairman and the Chief Executive Officer with any financial issues to be discussed during the meeting;
- the notice of call was published on the Company's website on 24 March 2017, and, in summary form, in the Italian daily newspaper "Corriere della Sera" on 24 March 2017;
- no requests by the shareholders were lodged regarding any items to be added to the Agenda, nor any proposals for resolution were proposed pursuant to Article 126-bis of the Consolidated Financial Act (TUF);
- on 24 March 2017, the Board of Directors' Report on the proposals concerning the items on the Agenda was lodged at the Company's headquarters and in the storage mechanism "eMarket Storage", available to the public, and published on the Company's website;
- all ADR (*American Depositary Recipients*) were promptly provided with the information on the items on the Agenda, as well as with a Voting Card to cast their vote.

With regard to equity interest, the Secretary furthermore informs the attendees that:

- the share capital, according to the data resulting from the certificates and documents filed with the company register, pursuant to Articles 2436 and 2444 of the Italian Civil Code, is EUR 29,066,896.98, and is divided into 484,448,283 shares, all ordinary, with par value of EUR 0.06 each;
- on this date, the Company holds 6,518,689 treasury shares as of yesterday close of business;
- according to the information recorded in the Shareholders' Records, and to the communications received pursuant to Article 120 of the Consolidated Financial Act(TUF), and additional information available, the parties that directly or indirectly hold equity interest exceeding 3% of the share capital paid in and represented by shares with voting rights are the parties listed below:

	<i>No. Shares</i>	<i>Indicative Percentage</i>
LEONARDO DEL VECCHIO (indirectly, through Delfin Sarl)	302,846,957	62.51%;
DEUTSCHE BANK TRUST COMPANY AMERICAS	27,803,003	5.74%;
GIORGIO ARMANI	22,724,000	4.69%;
- of which, in ADR (included also in the Deutsche Bank equity interest reported above):	13,514,000	2.79%;

- in the above list, in the absence of more recent indications on the part of the shareholder, we have indicated the number of shares resulting in the last written communication received by the Company pursuant to Article 120 of the Consolidated Financial Act(TUF), while the percentage was calculated on the current number of shares issued, and as such it may differ from the information provided in the "ownership structure"

section in the CONSOB website;

- the shares held by "Deutsche Bank Trust Company Americas" constitute the free float traded on the US stock market on the present date, through Bank's issue of a corresponding number of ADRs;
- the Company appointed Computershare S.p.A. as designated proxy representative, pursuant to Article 135-undecies of the Consolidated Financial Act(TUF), and the latter announced that it did not receive any proxies;
- the Company is not aware of any action to promote voting proxies as per Article 136 of the Consolidated Financial Act(TUF);
- as known, Essilor International S.A. (Compagnie Générale d'Optique) and Delfin S.à r.l. have entered into an agreement to regulate the merger of Essilor and Luxottica Group S.p.A., which, in some of its parts, may be relevant as shareholder agreement, pursuant to Article 122 of the Consolidated Financial Act (TUF), and as such the agreement was duly disclosed and made known to the public pursuant to the Law;
- based on the communications and publications pursuant to the Law, the Company is not aware of any other shareholders' agreements as per Article 122 of the Consolidated Financial Act(TUF);
- the attendees have been invited to declare any causes of impediment or suspension - pursuant to the Law - to the right to vote, concerning each of the items specifically listed on the Agenda (it being acknowledged that no specific declaration is rendered in this regard);
- a list of the attendees, either in person or by proxy, including all the data required by CONSOB, is attached to these minutes as an integral part thereof.

With regard to how the general meeting of stockholders is to be conducted, he then informs the attendees that:

- as usual, the meeting is recorded, for the sole purpose of aiding the drafting of the minutes thereto; the recording will be kept for the time strictly necessary to draft the minutes;
- the data relating to the attendees of the general meeting of stockholders is collected and processed by the Company, pursuant to Italian Legislative Decree No. 196/2003 (Privacy Code),

exclusively for the purpose of fulfilling mandatory meeting or corporate obligations;

- no audio or video recording or photography are allowed within the premises where the meeting is being held, in compliance with the provisions of the regulations for the general meeting of stockholders;
- any attendees wishing to take part in the discussion are invited to make a request and to provide their names beforehand so that they can be noted on a dedicated list;
- no questions pertaining to the items in the Agenda were received by the Company before the Meeting of the Stockholders;
- votes will be cast by the raising of hands; those expressing a dissenting vote or abstaining must communicate their names for the purpose of the minutes;
- the list of the persons who, for each vote, have cast their vote or have abstained, is attached to these minutes;
- any attendees who may wish to leave the room during the course of the meeting are invited to inform the security staff;
- any attendees who may not wish to be included in the number of attendees used as a basis to determine a majority are kindly asked to leave the room before the beginning of the vote, communicating their exit to the security staff;
- if the above attendees wish to return, they must inform the security staff of their re-entry;
- in order to facilitate the voting process, the Chairman has appointed two scrutineers to assist the Chairman; Ms. Katia Madè and Ms. Michela Deodato have therefore been appointed as scrutineers;
- as usual, experts, financial analysts and qualified journalists have been allowed to attend the meeting.

* * * * *

The Chairman takes the floor, and confirms the announcements and declarations made by the Secretary, and moves on to discussing the items on the Agenda.

He thus commences the discussion of the first item on the Agenda, with respect to ordinary business, and invites the Secretary to provide any information of a procedural nature.

Concerning the Financial Statements for the fiscal year closed 31 December 2016, the Secretary informs the attendees that:

- the documentation relative to the Financial Statements for the year 2016 and the consolidated Financial Statements was lodged on 5 April 2017 at the Company's headquarters, was made available on the authorised storage mechanism "eMarket Storage", and was also published on the Company's official website www.luxottica.com, and made available to anyone that may have requested it when registering to take part in this General meeting of stockholders;
- the Audit Firm PricewaterhouseCoopers S.p.A. used a total number of 18,638 hours, amounting to a total fee of 1,468,990 euros, in order to carry out the accounting audit of the Financial Statements and the Consolidated Financial Statements as of 31 December 2016, the accounting audit of the financial statements included in the Form 20F, the limited audit of the semi-annual Group report, the review of internal controls pursuant to the Sarbanes Oxley Act and the audit on the keeping of accurate corporate accounts, as detailed in the declaration provided by the audit firm;
- the audit firm expressed no reservations concerning both the Financial Statements and the Consolidated Financial Statements, issued a judgement of consistency with the management report, and no reservations on the report on corporate governance and ownership structure, as detailed in the reports included in the Financial Statements dossier;
- the board of statutory auditors drafted their report on 5 April 2017.

In order to leave more time for discussion and to any person wishing to take the floor, the Secretary informs the attendees that the Chairman has arranged, according to established practice, to forego the reading of the Financial Statements, the Consolidated Financial Statements and the relative Reports, inviting the Chief Executive Officer, Mr. Massimo Vian, to illustrate the most relevant data from the financial statements and the activity of Luxottica Group.

The Chief Executive Officer, Mr. Massimo Vian, takes the floor, and goes on to illustrate the relevant elements of the financial statements and the performance of Luxottica Group, by projecting a number of slides, which are annexed to these minutes.

After the Chief Executive Officer concluded his illustration of the relevant data of the financial statements, the Secretary reads the resolution proposal on the first order of business in the Agenda, and opens the floor to the discussion.

"The General Meeting of Stockholders of Luxottica Group S.p.A., having reviewed the contents of the draft Financial Statements for the year closed 31 December 2016, of the Management Report of the Board of Directors, of the Board of Statutory Auditors' Report, of the report drafted by the audit firm, and the Board of Directors report on the orders of business on the Agenda, which were all lodged in compliance with the law at the Company's headquarters, and made available through the authorised storage mechanism "leMarket Storage" at the address www.emarketstorage, and published on the Company's official website www.luxottica.com in the Governance/General Meeting section,

resolves

- to approve the Financial Statements as of 31 December 2016, showing an operating profit of EUR 454,385,945."*

The Secretary then opens the floor on behalf of the Chairman to discuss the above item, and the attendees are informed that any questions will be answered at the conclusion of all the remarks, after which anyone wishing to briefly respond will be given the chance to do so. He also informs the attendees that any questions concerning the Luxottica-Essilor merger will be answered with regard to the strategic aspects thereof, as technical and procedural details cannot be disclosed at this time, being currently examined by the Authorities.

Ms. Francesca Colombo, representing **Etica SGR**, takes the floor, and, after reminding the attendees that this is now the fourth year in which Etica SGR takes part in Luxottica's general meeting of stakeholders, and always with attention and appreciation, reads her remarks, and provides the written text thereof, which is reported below in full:

"(Governance and Sustainability Issues) Within the current international context in which Luxottica operates, it is clearly demonstrated that environmental, social, and good governance factors have a material and significant impact in the creation of value in the medium and long term: the approval, in 2015, of the Sustainable Environment Goals (by the UN), and the Paris agreement on climate change, gave a strong boost to the objective of integrating

sustainable goals with corporate business. In light of the above, we are very pleased to learn, from the dedicated section on Luxottica's official website, of Luxottica's policy concerning the integration of sustainability with the corporate business, providing four SDGs to guide the Policy in the long term. We wish to congratulate you, as we have always believed that Luxottica's CSR Policies, which are present and thoroughly embedded in the corporate business, should be adequately disclosed to stakeholders, as they constitute an element that contributes to the strengthening of the market position and reputation of your brands, which make of Luxottica one of the best testimonies of Made in Italy worldwide. Based on Luxottica's new challenging commitment, we wish to formulate a number of considerations and pose a few questions, thanking you in advance for the answers you will provide.

- a) we wish to know the year used as baseline by Luxottica to compare the results to be reached by 2020 and by 2030, in line with the SDGs provided; We also look forward to reading the first Sustainability Report, to be issued in 2018, where we wish we'll find qualitative KPI, measured on an annual basis for each objective, then reported to stakeholders;
- b) we ask if and how the responsibilities of the Risk and Control Committee - which was tasked to oversee the sustainability issues connected with Luxottica's business and its interaction dynamics with all its stakeholders - may be combined with those of the future Corporate Social Responsibility Committee, part of the new EssilorLuxottica corporate entity. We would also ask if you could provide a brief account on the actions taken by the Risk and Control Committee concerning the above, over the course in 2016.

(Business and Climate Change Action - SDG 13) We are aware of the Company's constant commitment to the development of environmentally-friendly business, products and projects, as on several occasions, during the general meetings of stakeholders, Etica SGR was informed on these aspects. The new Sustainability Policy, with the identification of SDG 6, 7, and 8 confirms such commitment. In light of the above, we ask you:

- a) consider taking part in CDP's Climate Change initiative: in light of the recent report on Luxottica's direct and indirect CO2 emissions, we would wish for the Company to take into consideration to join the above initiative, which enables investors to better understand the Company's position, as compared to that of its competitors, and to thus make more informed

choices;

- b) include a gradual system to measure and report on the Company's Scope 3 emissions and carbon intensity, or the average level of emissions released by a given combustible to produce the same value of goods or services. Carbon intensity enables to compare the performance of different companies operating within the same sector, and track changes through time, in terms of the emissions necessary to generate a unit of profit, and shows the degree of efficiency of companies with respect to their productivity;
- c) know the investments and the production facilities (or the Countries) to which the investments are intended, as defined by Luxottica in the long term, to attain the three key environmental directives, and namely the reduction of CO2 emissions and increase of energy efficiency, the reduction of water consumption, and the management of waste waters;
- d) know the corporate plans and investments in terms of utilization of energy from renewable sources - which, as of 2016, in Italy, represents 2.5% of total energy consumption, and which growing trend is particularly appreciated by Etica SGR.

(Business and Human Rights - SDG 8 and 10) With respect to Luxottica's suppliers, we are pleased to learn that Audits on this matter were also conducted in 2016, and that 100% of such suppliers are subject to a selection process that includes also environmental and human rights criteria. In this context, we wish to know:

- a) whether the Company still uses the services of an independent third party company to carry out its Audits;
- b) whether the 2016 audits in China, Taiwan, and Cambodia, showed any non-compliances, and, if so, what are the macro-categories of such non-compliances;
- c) whether such audits were carried out in any other Countries, in addition to the Asia Pacific Area, and if so, which Countries;
- d) the percentage of suppliers audited over the total number of suppliers;
- e) whether the Company intends to publish a more detailed report of the criteria used in the selection of 100% of your suppliers;

(Business and Governance - SDG 16) As to SDG 16, and namely "Peace, justice, and strong institutions" we appreciate Luxottica's commitment towards highly important issues such as cor-

ruption, but, at the same time, we ask whether the Company has every considered the opportunity to draft and publish a Country-by-Country Tax Report, based on market best practices. In fact, we believe that the issue of aggressive fiscal planning continues to be highly topical, and is destined to acquire added relevance for the European and Italian Legislator. If this may interest you, we are willing to organize a meeting to discuss this issue more in depth, in the facilities and with the counterparties Luxottica may deem most opportune.

(Merger with Essilor) In light of the merger with Essilor, we wish to know, if possible:

- a) the impacts over the facilities currently owned by Luxottica and over the workers, particularly with regard to Italy;
- b) whether the 1.5 billion Euro investments budgeted for the three-year period between 2016 and 2018, for the purpose of facilitating the Group's digital transformation, the strengthening of the Operations, and the expansion into new markets, are still practicable, and, if so, what the investments will primarily be destined to;
- c) whether the listing markets will continue to be the Italian and US markets".

The Shareholder Mr. Francesco Zandegiacomo De Zorzi takes the floor, and begins his remarks by congratulating the Chairman, with his collaborators and all the workers of Luxottica Group for the year's results, which, though not extremely excellent, were positive nonetheless. Being a native of the town of Belluno, he thanks the Company for the many investments within the Province, particularly in Sedico, with the last phase of Luxottica Tre. He firstly asks whether the present meeting of stakeholders will be the last meeting of the Group held in Italy, and enquires on the reasons that have pushed the Company to set up the new headquarters of LuxotticaEssilor in France, in spite of the fact that the relative majority shareholder of the Group will continue to be Delfin S.à r.l., and asks for further information on the amount of the Luxottica-Ferrari sponsorship agreement, and whether it is connected with the results reached by Ferrari. Being a car aficionado, he comments, out of mere curiosity, on the fact that the Brand "Ray-Ban" is prominently featured on the Ferrari livery, as opposed to the drivers' coats, where the writing is, in his opinion, not as prominently featured, and asks whether this depends on agreements or on the choices made by each single driver. He concludes by asking whether the Company has considered the proposal,

which he submitted last year at the meeting of stakeholders, on the opportunity to show some images of the Dolomites in Luxottica's shops around the world, in order to celebrate the places where Luxottica was born.

The Shareholder Mr. Antonio Baxa takes the floor, who extends his greetings to the attendees, and expresses how this meeting is, more than a meeting on the financial statements, rather a "financial statements celebration", feeling moved in imagining that this will be the last meeting held in Milan. In referring to the microchips that will be applied to glasses, he asks how it may be possible for the product to end up in non-authorized distribution channels. He then asks what are Luxottica's prospects in China, and whether the Company will continue to be listed in the Milan stock exchange, though he confides in Luxottica's listing in the New York stock exchange.

The Shareholder Mr. Sergio Zambellini then takes the floor. He thanks the Chief Executive Officer for the exhaustive illustration of the financial statements at this moment of crisis for the Italian economy. He continues by asking whether the Company has reached an apex, and that a decline should thus be expected, or whether there is still room for improvement. He also enquires on the effects of Donald Trump's policies over Luxottica Group, and how Brexit that may affect the Company. Lastly, he expresses his doubts over the exchange of Luxottica's shares with Essilor shares, at 0.461, deeming that such proportion shows an insufficient valuation of Luxottica. He then notes that the sum payable to the former Chief Executive Officer, Mr. Adil Khan, by way of severance package, is still included in the financial statements, in spite of the fact that it had been entered in the books for the year closed 31 December 2015.

The Shareholder Mr. Adriano Gandola takes the floor, and asks in what facilities will the meetings of the group's stakeholders be held following the Essilor operation. This is in the interest of the most loyal shareholders, who have been taking part in Luxottica Group events for years.

Having concluded the remarks on the first order of business, the Chairman asks the Chief Executive Officer and Chief Financial Officer to answer the questions posed, specifying that, to facilitate their reading, the full text of the questions posed by Etica SGR and the relative answer is made available to the shareholders and reported as an attachment to the minutes.

Mr. Massimo Vian takes the floor to answer the questions posed by Etica SGR, and declares to be pleased that the new "Sustainability" initiative, on the Luxottica.com website, and launched a few days ago, had been appreciated. He adds that in laying out the sustainability strategy, the Company took inspiration from the UN 2030 Sustainability Agenda and from the Paris Conference on Climate Change (COP21). He notes that, being a far-reaching project, presented on this meeting for the first time, the Company will use a gradual approach to its implementation. He refers that on this meeting will be presented the data relative to the Company's manufacturing activities in Italy, including, for example, CO2 emissions per piece. He adds that the perimeter being measured is constantly being broadened; the starting point is Italy, with its six production facilities and the logistics headquarters, following, in line with a gradual inclusion approach, the business areas that were not analysed in this first phase.

As to the second part of the question posed by Etica SGR, concerning the Sustainability Report, he communicates that the "Sustainability" section presented on this meeting is the main tool through which the Company intends to communicate, in clear and transparent terms, and through factual examples, Luxottica's attention to issues such as sustainability and social-environmental responsibility. It is a defined path to assist the Group to be fully prepared for the obligations set forth under Legislative Decree No. 254 of 30 December 2016, implementing the European Directive on the communication of non-financial information: the drafting of the "Non-Financial Disclosure", that will be contained within the Annual Report, and made available in the "Sustainability" section of the website. He highlights the fact that, throughout 2016, Luxottica was one of the most active enterprises in the consultations promoted by Assonime concerning the transposition of Directive 2014/95/EU on the disclosure obligations pertaining to non-financial information.

As to the question on the possibility and the manner in which the Risk and Control Committee and EssilorLuxottica's future Corporate Social Responsibility Committee might join their roles, the Chief Executive Officer refers that it is too early to provide an answer on the matter.

As to the operations of the Risk and Control Committee in the year 2016, he reminds the attendees that on 29 January 2016 the Board of Directors, in line with the comment as per Article 4 of the

Code of Self-Discipline of Listed Companies, resolved to entrust the Risk and Control Committee with the oversight of sustainability issues connected to the exercise of the business activity and the dynamics of interactions with stakeholders, and that in the month of September 2016 Ms. Alessandra Senici (Group Investor Relations & Corporate Communications Director) joined the committee, and is at the helm of the sustainability project.

The Chief Financial Officer, Mr. Stefano Grassi then takes the floor, and moves on to discuss the *carbon disclosure project*, referring that, with regard to the disclosure on CO2 emissions of the productive activities of the Group in Italy, in 2016 the CO2 emissions in the Italian production facilities were around 40,000 tons, of which 28% were emissions directly connected with the consumption of methane gas, heating oil, diesel motor fuel, and F-gas (fugitive emissions), and 72% were indirect emissions, connected with the consumption of electric power. He relates that the reporting and analysis perimeter will be extended to other business areas in the main geographic zones, so as to monitor the environmental impacts of processes and activities, identify priorities, gather the necessary information, and start new initiatives, draft improvement plans, and take part in the Climate Change initiative promoted by CDP (Carbon Disclosure Project), with more data at our disposal. On this regard, he informs the attendees that the Company started a constructive dialogue with CDP Europe, and that the Group will take place in their "2017 Italy Spring Workshop" held in Milan on 10 May.

Mr. Massimo Vian takes again the floor to answer the question about investments, facilities, or the Countries where the investments will be employed, he thanks Etica SGR for their interest and their availability in being part in the constructive dialogue started several years ago. He notes that the Group is working on a multi-year plan, with challenging objectives for the coming years concerning environmental sustainability and social responsibility that go beyond the standards required by the applicable laws, dedicating special attention to best practices and the numerous stimuli that come from the international context, including the UN 2030 Sustainability Agenda, and the Paris Conference on Climate Change (COP21). He adds that the Group has adopted a responsible management of water resources, starting with the introduction, in 2014, of new galvanic treatment plants with integrated water purification systems, which enabled a reduction of industrial consumption of water by around 80-90%. He confirms the commit-

ment to pursue innovation and to invest so as to improve activities and processes within the various business and geographic areas, making the entire value chain of the Group increasingly more sustainable in terms of water and energy consumption, CO2 emissions, production, and scrap and waste recycling. He informs the attendees that in Italy alone, in 2016, the total expenditure for the management of the production facilities in Italy was about 3.5 million Euro, 40% of which related to investments, primarily aimed at improving energy efficiency and the management of CO2 emissions.

As to the questions relating to human rights, Mr. Massimo Vian informs the attendees that, within the scope of the responsible sourcing program, Luxottica continues to use the services provided by BSI (*The British Standard Institution*) in their capacity as third independent party to conduct supplier audits, continuing a collaboration that started in 2014. He informs the attendees that the audits conducted in 2016 in China, Taiwan, and Cambodia did not show any "Non-Compliances" with "Zero Tolerance" criteria, which include: minor and child labour (presence of workers under the age of 16), work conditions that are hazardous to the health and safety of workers, and use of forced labour. He also relates that "Non-Compliances" had emerged with regard to: Health and Safety, with respect to the use of Individual Protection Devices; Labour, with respect to work hours exceeding regulatory limits; Environment, with respect to permits and authorizations. He specifies that all the "Non-Compliances" detected are part of a follow-up plan, with set deadlines, aimed at implementing all the corrective measures by the end of 2017. He thus refers that, with regard to suppliers, the Group's attention is at the moment focused on the Asia-Pacific area, and that, as part of the same plan, the production facilities in Brazil, California (Oakley), and Tristar, had all been subject to audits. He goes on to report that in 2016 44% of the spending in the Asia-Pacific area had been audited (71% of the spending was audited between 2015 and 2016). He relates that in 2016, out of the total number of suppliers, 22% in terms of their number, or 35% in terms of spending, was subject to audit. He reports that suppliers are selected through the criteria introduced under the *Global Sourcing Operations Policy* adopted by the Group, based on Global Compound and SA8000 certification standards. He closes his remarks by stressing the importance of keeping in mind that the principles upon which the dealings with each single supplier are based are defined in the Group's Code of

Ethics.

Having concluded their remarks in answer to Etica SGR's questions, the Chief Executive Officer and the Chief Financial Officer move on to answering the questions posed by the other shareholders, as detailed below.

Mr. Stefano Grassi goes on to answer the question posed by Francesco Zandegiacomo De Zorzi, and states that EssilorLuxottica will be headquartered in France due to the fact that Essilor International - the company set to be the recipient of Delfin's shares in Luxottica S.p.A. - is headquartered in Paris. Following the transfer of Luxottica's shares owned by Delfin, to Essilor, the headquarters of Luxottica Group S.p.A. will continue to be in Milan. The public exchange offer, as previously declared by Essilor and by Delfin, is aimed at the delisting of Luxottica's shares; those who will accept the offer, and will become shareholders of Luxottica, will become shareholders of EssilorLuxottica with headquarters in Paris. At any rate, the meeting of stakeholders of Luxottica Group S.p.A. will continue to be held in Milan for as long as the Company will have registered offices there.

As to the Ferrari sponsorship, he remarks that Luxottica Group S.p.A. does not disclose any of the data relating to sponsorship agreements, or any details on the partnership with Ferrari. The sponsorship agreement costs fall within the scope of the Company's marketing investments. As to the visibility of the Ray-Ban brand on the drivers' or single-seater's suits, he doesn't have any special considerations on such regard, as the brand appears clearly visible in both.

Massimo Vian, goes on to answer the question posed by the shareholder Antonio Baxa, and explains that the microchip is inserted in the eye-glasses by the company, which can, on an exclusive basis, read the embedded information through their own devices, for the entire service life of the glasses. He confirms that, despite the presence of microchips, the eye-glasses may be sold within resale channels, and that such circulation cannot be prevented; however, the Company will be capable of checking if a resale channel is aligned with the Group's strategies.

Stefano Grassi, goes on to answer Mr. Sergio Zambellini's question, affirming that the tax reform outlined in broad strokes in the past few days by the President of the United States of America, Donald Trump, should have positive effects for Luxottica, as a

consequence of the reduction of *corporate tax*. He notes that at present the expected reduction ranges between 3 and 5 percentage points in favour of Luxottica. As to any fiscal effects deriving from Brexit, he specifies that it had no negative impact over the Company's results, confirming that the Company's business in the British market continues to obtain good results. As to the exit of the former Chief Executive Officer, Mr. Adil Khan, he explains that the sum of seven million Euro, which the shareholder Sergio Zambellini referred to, is a comprehensive amount, payable for the year 2016, and is thus reported in the Remuneration Report for such year. He explains that the sum was also reported in the Remuneration Report for the previous year for transparency reasons, as the resolutions passed by the Board of Directors preceded the date of the meeting of stakeholders.

He goes on to explain, answering Mr. Sergio Zambellini's question on the Luxottica/Essilor share exchange, specifying that the exchange rate, of 0.46 EssilorLuxottica shares for 1 Luxottica shares, was determined by the parties in the agreement (and namely, Delfin and Essilor) on the grounds of market valuations, based on average prices expressed by the stock exchange, and on valuation methods to measure the economic value of the two companies; the price was thus not based on the last price of said shares on the day prior to the announcement of the operation, but rather over a more extended period of reference.

The Chairman, Mr. Leonardo Del Vecchio, takes the floor to add his considerations to the answers provided by the Chief Executive Officer and by the Chief Financial Officer. As to the visibility of the brand in the Ferrari sponsorship, he notes that such sponsorship entails very large sums even for very small portions of the drivers' suits or the cars. As to the request to show images of the Dolomites in Luxottica's shops around the world, he assures that it will be submitted to the Company's marketing department, which will take the proposal into consideration. As to the future of investments in China, he explains that the Company is currently working on reforming its distribution policy, with the purpose of giving added value to its own *e-commerce* channels, and reinforcing investments in its own retail shops, to reach the final consumer without intermediaries. He notes that this choice may provide a slower rate of growth as compared to that obtained in the US and in Europe through the same channels; however, this strategy will likely ensure the best results from this territory. As to the listing with the Milan stock exchange, he clarifies that keeping

the shares listed, or delisting them, will depend on the investors' choices: if, following the public exchange offer, Essilor-Luxottica should hold a stake of Luxottica's share capital over 95%, the former may use the right to purchase the remaining shares of Luxottica (so-called *squeeze-out*) and thus, the shareholders will have to sell their Luxottica shares, but will be entitled to be paid in money rather than in shares. Additionally, if Essilor-Luxottica should hold over 90% of the share capital, and should not wish to restore the free float, then the sell-out procedure will start, and Luxottica's shareholders will be granted an additional period of time to transfer their shares to Essilor. As to the determination of the rate, he stresses the fact that this was one of the elements of negotiation, as part of the closing of the operation, which he deems to have a key importance to the Company, as it is aimed at pursuing the objective of enriching the service offered to customers, and more precisely adding the production of lenses to the production of frames. As to the Company's prospects for the future, he remarks that the current investments, the Essilor merger, business being brought to a slowdown in some Countries and sped up in others, and new price policies, are all strategies aimed at a future improvement of the Company. Lastly, with regard to the second question on the Company's growth prospects, the Chairman states that the current investments are aimed at maintaining or increasing the rate of growth in the next few years, and he doesn't believe that the Company's results will be reduced or that any negative scenarios may be expected with respect to the Company's business.

Having concluded the answers to the Shareholders' questions, the shareholders who wish to respond may do so.

Sergio Zambellini takes the floor to thank the Chairman for the answers provided, and asks for additional clarifications regarding the possible delisting, asking whether in such case would the conversion be mandatory for those who decided not to take part in the conversion, or whether their share will be liquidated at the average price for the period.

Adriano Gandola asks if, in the future, there may be another optional conversion where the threshold of 90% were not exceeded, and the shares would not be delisted immediately.

Antonio Baxa asks if the shop located below the company's headquarters, in Piazza Cadorna in Milan, is owned by the Company.

The Chairman, Mr. Leonardo Del Vecchio answers the question asked by the shareholder Mr. Antonio Baxa, explaining that the shop is owned by the Company, and it is meant to be the flagship of shops specialised in sports eyewear. He also asks the Meeting's Secretary to answer the other questions, by providing the necessary technical data. The Meeting's Secretary thus takes the floor, and explains that the OPS is a public exchange offer, and it thus involves, the actual "conversion" of Luxottica shares placed under public exchange offer into newly issued EssilorLuxottica shares. He notes that just as taking part in the public exchange offer is optional, so is the conversion that follows. The shareholders who decide not to take part in the public exchange offer may find themselves in one of the two following situations: if the 95% threshold is exceeded, the offering party - that is, EssilorLuxottica - shall have the faculty to pay cash for the shares that remain in the hands of the shareholders who did not take part; if the threshold of 95% is not exceeded, then the shareholders will be entitled to keep their shares. At present, it is still uncertain whether in the future there will be other public exchange offers, or other optional conversion operations.

Once the discussion has come to an end, the Secretary notes that during the course of the remarks, the Directors Mr. Andrea Zappia and Mr. Luigi Feola, have joined the meeting. He then puts the proposal for resolution to a vote.

He communicates to the attendees that at the opening of the meeting there are 1,575 persons with voting rights, holders of 398,764,885 ordinary shares, representing around 82.31% of the Company's share capital.

On behalf of the Chairman, the Secretary puts the proposal for resolution, which he has read aloud, to a vote by the raising of hands. At the end of the voting, he takes note of the shareholders who cast a dissenting vote and of those who abstained, and acknowledges the following result:

favourable:	No. 391,398,910
contrary:	No. 914
abstained:	No. 105,401
non-voting:	No. 7,259,660

The Chairman declares the proposal approved by the **majority**.

* * * * *

The Chairman then moves to the discussion of the **second item on**

the agenda, and invites the Secretary to provide information on procedural matters and to read the proposal of the Board of Directors.

the Secretary then notes that, as shown in the report, the Board of Directors, taking into account the Group's forecasted growth and revenues, proposes to resolve, starting with the operating profit relative to the year 2016, to distribute a gross dividend of 0.92 Euros per ordinary share, and thus also per American Depositary Receipt (ADR).

The Secretary reads the proposal for resolution:

"The General Meeting of Stockholders of Luxottica Group S.p.A., taking into account the operating profit as shown in the Financial Statement for the year closed 31 December 2016, taking into account the growth and revenues forecasted for the Group, and having acknowledged the Board of Directors' report,

resolves

- 1) to allocate a portion of the net income, amounting to EUR 8,492.40 to the legal reserve, pursuant to Article 2430 of the Italian Civil Code, in the measure necessary to reach a fifth of the Company's share capital issued as of the date of this General Meeting of Stockholders;*
- 2) to distribute a gross dividend of EUR 0.92 per ordinary share with voting rights, and thus also per American Depositary Receipt ("ADR", each representing one ordinary share), applicable to the amount of the operating profit of the year 2016, once the reserve outlined in point 1) above has been deducted;*
- 3) to allocate the remaining profit after the abovementioned allocation and distribution to the extraordinary reserve;*
- 4) to establish that the dividend will be paid for each ordinary share with voting rights, on 24 May 2017, with ex-dividend date 22 May 2017, and record date 23 May 2017, while for the American Depositary Receipts ("ADR") listed in the New York Stock Exchange, the record date will coincide with the date established for ordinary shares (i.e. 23 May 2017), while the date of payment of the dividend by Deutsche Bank Trust Company Americas ("DB") - the custodian bank of the ordinary shares against which the ADRs have been issued, and appointed to make the payment thereof - is set by DB to be 31 May 2017, and paid in US Dollars, at the euro/US\$ exchange rate of 24 May 2017."*

The Secretary then opens the floor on behalf of the Chairman to **discuss** the above item, and the attendees are informed that any questions will be answered at the conclusion of all the remarks, after which anyone wishing to briefly respond will be given the chance to do so.

Having checked that no one asks to take the floor, the Secretary states that the number of voting shareholders has not changed since the last count and puts the resolution proposal that he has read aloud to the shareholders to a vote by the raising of hands. At the end of the voting, he takes note of the shareholders who cast a dissenting vote and of those who abstained, and acknowledges the following result:

favourable:	No. 398,336,797
contrary:	No. 16,265
abstained:	No. 411,823
non-voting:	No. 0

The Chairman declares the proposal approved by the **majority**.

* * * * *

The Chairman then moves to the discussion of the **third item on the agenda**, and invites the Secretary to provide information on procedural matters and to read the proposal of the Board of Directors.

The Secretary remarks that, pursuant to Article 123-ter of the Consolidated Financial Act (TUF) the shareholders are asked to resolve on the first section of the compensation report drawn up by the Company and made available to the public in the manner and within the time limits provided by Italian Law, on 5 April 2017.

The Secretary thus reads the **proposal for resolution**:

*"The General Meeting of Stockholders of Luxottica Group S.p.A.,
- having seen the first section of the compensation report,
drawn up by the Company;*

resolves

pursuant to article 123-ter, paragraph 6, of Italian Legislative Decree 58/1998, and by any other effects of law, to approve the contents of said report."

The Secretary then opens the floor on behalf of the Chairman to **discuss** the above item, and the attendees are informed that any questions will be answered at the conclusion of all the remarks, after which anyone wishing to briefly respond will be given the

chance to do so.

Ms. Francesca Colombo on behalf of Etica SGR, takes the floor, and, after thanking the speakers for the answers provided on the first item in the agenda, reads her remarks, and provides the written text thereof, which is hereunder reported in full:

(Governance - Annual Remuneration Report - SDG 8). Once again, this year we must remark on the absence of certain elements which we, and many institutional investors, believe to be of fundamental importance to understand the Company's position with respect to one of the main aspects of the investor-company relationship, and that is, transparency on a key issue of good governance, such as remuneration. We will cast a dissenting vote on the proposal of approval of the 2017 Remuneration Policy, and on this matter, we would like to ask:

- *the reasons why there is no indication, either in the Policy or in the part concerning the implementation of the Policy in the previous year, of the performance objectives targets set for the purpose of assigning the variable portion of remuneration. We also ask the reason why there is no indication of the minimum thresholds (i.e. the gate) and the weight (or, the incidence thereof over the final overall bonus) for the purpose of the above objectives;*
- *the reason why there is no explanation as to the bases upon which the annual bonuses were assigned;*
- *the reasons for which the EPS was chosen as one of the determining parameters, both in terms of MBO and long-term cash component;*
- *the reasons why environmental and social parameters, reflecting Luxottica's business to set the variable portions of remuneration, were not taken into consideration;*
- *the reasons why the companies that make up Luxottica's reference peer group are not indicated;*
- *whether you have envisioned setting up an open dialogue with major proxy advisors for the purpose of providing data, specifications, and information to investors, enabling the latter to make better informed choices when casting their votes;*
- *whether it may be possible to be given specific data on the pay gap between the remuneration paid to the Chief Executive Officer and the average pay of full-time Luxottica employees, for the year 2015 and for the year 2016."*

Having checked that no one asks to take the floor, the Chairman

asks the Chief Executive Officer and Chief Financial Officer to provide their **answers** to the questions posed, specifying that, also for this item in the agenda, the full text of the questions posed by Etica SGR and the relative answer is also made available to the shareholders and reported as an attachment to the minutes.

The Chief Financial Officer Stefano Grassi, goes on to answer the question posed with regard to the annual bonus plans (MBO). He states that the performance objectives to which the short-term variable bonus is linked are quantitative, specific, measurable, and are the result of a correlation between the remunerative component with the economic, financial and operational performance of the Group. He explains that some of the indicators used to evaluate the above performance, with respect to top management and AD, are: *Earning Per Share (EPS)*, *Free Cash Flow*, turnover, operating profit and structure costs. He notes that target values are set consistently with annual budgets, and the minimum thresholds are set in a measure consistent with the objectives reached in the previous fiscal year. He clarifies that, as the above are deemed to be "commercially sensible" data, it is not Company practice to disclose such data externally, given that their publication may be harmful to the Company. For certain operational, planning, and strategic objectives, the same considerations are valid also for the ex-post disclosure of the difference between the expected result range, and the results actually obtained. As to economic and financial objectives, the results upon which the variable portions of remuneration were granted are indicated in the Company's financial statements.

As to the second question, he specifies that, as illustrated in Section I of the Remuneration Policy, the Human Resource Committee has a central role in the process of identifying the performance indicators needed to ensure consistency between the creation of value and incentive plans. He then adds that the Committee monitors the application of the decisions adopted by the Board of Directors, with special attention to ensuring that performance objectives are actually reached. On this regard, the final calculation of variable components, both annual and medium- and long-term, is carried out at the end of a careful process of verification of the results obtained as compared to the result ranges set; the above process involves the Human Resources Committee as well as the Board of Directors in the approval phase. With respect to the last question, he refers that the ratio between the average fixed remuneration payable to Luxottica full-time employees (cler-

ical and manual workers), to the remuneration payable to the Chief Executive Officer (considering the fixed remuneration only) is 35 times, for both 2015 and 2016.

The Chief Executive Officer, Mr. Massimo Vian, then takes the floor, to remark on the third part of the question posed by ETICA SGR. He notes that the variable remuneration systems keep into account a number of objectives that measure Luxottica's performance in the short term, and the economic and social continuity and sustainability of such performance over time. He thus illustrates that, in this perspective, the cumulative EPS is used as an indicator of the creation of value for all stakeholders, and as an indicator of the Company's capacity to maintain the income performance in the medium- and long-term (LTI). He then adds that the variable remuneration systems applicable to the Group's top management are based on a series of profitability, efficiency, creation of value, and sustainability indicators. In particular, he notes that the incentive plan for the management of the subsidiary Luxottica S.r.l., in charge of overseeing the control and safety of operations, is based also on environmental impact objectives, such as the reduction of total consumption (Energy, water, waste, CO2, etc.) He informs the attendees that the Company doesn't use a specific peer group to monitor changes in the market standard of remuneration, and that the rate of remuneration as compared to market standards is monitored using data from wage audits carried out by specialized leading international firms. He closes his remarks noting that, at present, the Company has not started a dialogue with major proxy advisers on this matter.

No one asks to take the floor or to make any additional replies.

Once the discussion has come to an end, the Secretary notes that the number of voting shareholders has not changed since the last count and puts the resolution proposal that he has read aloud to the shareholders to a vote by the raising of hands. At the end of the voting, he takes note of the shareholders who cast a dissenting vote and of those who abstained, and acknowledges the following result:

favourable:	No. 333,263,139
contrary:	No. 64,989,772
abstained:	No. 498,934
non-voting:	No. 13,040

The Chairman declares the proposal approved by the **majority**.

* * * * *

Having concluded the discussion of all items on the Agenda, the Chairman declares the ordinary part of the meeting closed at 12.34, and thanks all the attendees for their participation.

* * * * *

These Minutes, drawn up by the Secretary and transcribed in the Book of Minutes and Resolutions of the general meeting of stockholders, in the time reasonably necessary to comply with publication obligations, pursuant to article 2375 of the Italian Civil Code, are signed by the Chairman and the Secretary.

The following documents are attached to these Minutes, which are also transcribed in the Book of Minutes and Resolutions of the general meetings of stakeholders:

- A. excerpt from the Board of Directors report on the items in the Agenda, pursuant to Article 125-ter of the Consolidated Financial Act (TUF) (pages from 3 to 11);
- B. *slides* from the Chief Executive Officer's presentation on the first item in the agenda;
- C. full text of the questions posed by Etica SGR, and the answers provided;
- D. list of attendees;
- E. table with the results of the votes with an indication of the number of votes expressed.

* * * * *

The Chairman

The Secretary

.....

.....

(Leonardo Del Vecchio)

(Mario Notari)

1. THE APPROVAL OF THE STATUTORY FINANCIAL STATEMENTS FOR THE YEAR ENDED DECEMBER 31, 2016.

Dear Stockholders,

We hereby present the Statutory Financial Statements for the year ended December 31, 2016 for your approval, which closed with net income of Euro 454,385,945. We kindly ask you to refer to the Annual Financial Report and draft Statutory Financial Statements included herewith for any additional and useful information on this item, and we inform you that the report will be published within the time limits provided for by law.

We recommend that you adopt the following resolution:

“The General Meeting of Luxottica Group S.p.A., having examined the draft Statutory Financial Statements for the fiscal year ended December 31, 2016, the management report of the Board of Directors, the Board of Auditors’ report, the Independent Auditor’s report and the report of the Board of Directors on the items on the agenda, all of which within the time limits prescribed by law are made available at the headquarters of the Company, at the authorised storage mechanism "eMarket Storage" at the address www.emarketstorage.com, and published on the Company website www.luxottica.com, under the Governance/General Meeting section,

resolves

- to approve the Statutory Financial Statements as of and for the year ended December 31, 2016, reflecting net income of Euro 454,385,945.”

2. THE ALLOCATION OF NET INCOME AND THE DISTRIBUTION OF DIVIDENDS.

Dear Stockholders,

The Board of Directors, in consideration of its expectations for future income and growth prospects of the Group, recommends that you adopt the resolution approving the distribution of dividends in the amount of Euro 0.92 per ordinary share, and hence per American Depository Receipt (“ADR”, each representing one ordinary share), based on the net income of the 2016 fiscal year.

Having taken into consideration the number of shares currently issued, namely 484,273,583, and the 6,518,689 shares directly held by the Company on the date of this Report, the total amount to be distributed would be equal to Euro 439.5 million.

The dividend will be paid out net of Euro 6,396 to be set aside for the legal reserve in order to reach one fifth of the issued share capital as of the date of the General Meeting.

The balance following the withdrawal of funds for the distribution would be allocated to the extraordinary reserve.

It is to be specified that the amount to be set aside for the legal reserve and for the distribution of dividends may vary due to the possible issue of new shares following the exercise of stock options. In any case, in the event that all the exercisable stock options are in fact exercised and new shares issued by the record date, the maximum amount to be allocated for the distribution of dividends, assuming that the number of treasury shares of the Company remains unchanged, would be equal approximately to Euro 440.4 million.

We recommend that the payment date of the dividend be set for May 24, 2017, with an ex-dividend date for the ordinary shares of May 22, 2017, established according to the Borsa Italiana calendar, and a record date (namely, the date on which entries in the records count for the purpose of determining the right to receive payment of dividends) set for May 23, 2017.

Regarding the ADRs listed on the New York Stock Exchange, the record date will be May 23, 2017 whereas the payment date by Deutsche Bank Trust Company America (“DB”), the depositary bank for the ADRs that has been authorized to make the applicable payment in U.S. Dollars, is expected to be May 31, 2017 based on the Euro/U.S. Dollar exchange rate as of May 24, 2017.

We therefore call upon you to pass the following resolution:

“The General Meeting of Luxottica Group S.p.A., having taken into consideration the net income for the fiscal year as set forth in the Statutory Financial Statements for the year ended December 31, 2016, in consideration of the Group’s expectations for future income and growth prospects and having acknowledged the Report of the Board of Directors,

resolves

1. to allocate a portion of the net income for the fiscal year, equal to Euro ____¹, to the legal reserve in order to reach one fifth of the subscribed share capital on the date of the General Meeting, in accordance with article 2430 of the Italian Civil Code;
2. to distribute a dividend of Euro 0.92 per ordinary share, and therefore per ADR (each ADR representing one ordinary share), based on the net income for the 2016 fiscal year, following the allocation stated in point 1;
3. to set aside to the extraordinary reserve the amount remaining after the allocation and distribution said above;
4. to set the payment date for the dividend on the ordinary shares for May 24, 2017, with an ex-dividend date for the ordinary shares of May 22, 2017, established according to the Borsa Italiana calendar, and a record date (namely, the date on which entries in the records count for the purpose of determining the right to receive payment of dividends) set for May 23, 2017, whereas the payment date by Deutsche Bank Trust Company America (“DB”), the depositary bank for the ADRs that has been authorized to make the applicable payment, is expected to be set by DB for May 31, 2017 in US\$ at the Euro/US\$ exchange rate as of May 24, 2017.”

The information on the tax treatment applied to the dividend distributions is reported in Annex A of this report.

¹ This amount is to be determined based on the share capital on the date of the meeting.

3. AN ADVISORY VOTE ON THE FIRST SECTION OF THE COMPANY'S REMUNERATION REPORT IN ACCORDANCE WITH ARTICLE 123-TER, PARAGRAPH 6 OF ITALIAN LEGISLATIVE DECREE NO. 58/1998

Dear Stockholders,

In accordance with article 123-ter, paragraph 6 of Italian Legislative Decree no. 58/1998, we hereby submit the first section of the remuneration report prepared by the Company for your consultative vote, in which the remuneration policy of Luxottica Group S.p.A. and its subsidiary companies is explained (the "Remuneration Policy"). The Remuneration Policy, approved by the Board upon the proposal of the Human Resources Committee on March 1, 2017 is reported in Annex B of this report.

We wish to inform you that the full remuneration report will be made available to the public within the time limits set forth in article 123-ter, paragraph 1 of Italian Legislative Decree no. 58/1998.

If you agree with the content of the document reported in the annex, we call upon you to pass the following resolution:

"The Stockholders' Meeting of Luxottica Group S.p.A., having taken the first section of the remuneration report prepared by the Company into consideration,

resolves

- in accordance with paragraph 6 of article 123-ter of Legislative Decree no. 58/1998 and for all other legal purposes, to vote in favor of the contents of the aforesaid report".

Milan, March 15, 2017

For the Board of Directors
The Executive Chairman
Leonardo Del Vecchio

ANNEX A
INFORMATION ON TAX TREATMENT APPLIED TO DIVIDENDS

Dividend distribution

Tax Regime – Holders of ordinary shares

The gross amount of dividend paid to shareholders of Italian listed companies whose shares are registered in a centralized deposit system managed by Monte Titoli S.p.A, who are individuals and are Italian resident for tax purposes, will be generally subject to a 26 percent final substitute tax, provided the shareholding is not related to the conduct of a business and if these persons do not hold a “qualified” shareholding.

This substitute tax will be levied by the Italian authorized intermediary that participates in the Monte Titoli system and with which the securities are deposited, as well as by non-Italian intermediaries participating in the Monte Titoli system (directly or through a non-Italian deposit system participating in the Monte Titoli system), through a fiscal representative to be appointed in Italy.

A peculiar treatment would be applicable in respect of dividends on “non-qualified” shareholding not related to the conduct of a business held by Italian resident individuals within so-called “long term individual saving plans” (“*Piani Individuali di Risparmio*” – “*PIR*”), regulated by Art. 1, paragraphs from 100 to 114, of Law 11 December 2016, No. 232.

The above-mentioned substitute tax is not applied in respect of individuals residing in Italy that, upon receipt of the dividends, declare to have a qualified holding or a shareholding assumed in the conduct of a business. In these cases, dividends are subject to ordinary taxation system in accordance with the rules and to the extent provided for by Presidential Decree December 22, 1986, No 917, as subsequently modified.

Italian resident individuals who timely declare that they hold a qualified shareholding or a shareholding related to the conduct of a business will receive the gross amounts of dividends paid and include dividends in their world wide taxable income, subject to the ordinary income tax rules. The dividend paid to other subjects different from the above mentioned individuals, who are resident in Italy for tax purposes, including those companies subject to IRES/IRPEF and foreign companies with permanent establishment in Italy to which the shares are effectively connected, investment funds, pension funds, real estate investment funds and subjects excluded from income tax pursuant to Art. 74 of Presidential Decree No. 917/86, are not subject to substitute tax. Dividends paid to entities subject to IRES/IRPEF different from individuals holding a non qualified shareholding not related to the conduct of a business will be subject to the ordinary income tax rules.

Italian law provides for a 26 percent final substitute tax rate on dividends paid to Italian residents who are exempt from corporate income tax.

Dividends paid to beneficial owners who are not Italian residents and do not have a permanent establishment in Italy to which the shares are effectively connected are generally subject to a 26 percent substitute tax rate. However, reduced or nil rates of substitute tax on dividends are available to non-Italian resident beneficial owners who are entitled to such reduced or nil rates and who promptly comply with procedures for claiming benefits under an applicable income tax treaty entered into by Italy or under the Italian domestic Law. Under the currently applicable Italy-U.S. Treaty, for example, an Italian substitute tax at a

reduced rate of 15 percent may apply, in certain cases, to dividends paid by Luxottica Group to a U.S. resident entitled to treaty benefits who promptly complies with the procedures for claiming such benefits, provided the dividends are not effectively connected with a permanent establishment in Italy through which the U.S. resident carries on a business or with a fixed base in Italy through which the U.S. resident performs independent personal services. Moreover, under the currently applicable Italian domestic legislation, (i) companies and entities subject to corporation tax and resident in countries that are members of the European Union (the “EU”) or participants in the European Economic Area (the “EEA”) and are included in the list provided for by Italian Ministerial Decree, September 4, 1996 (as amended and supplemented by Ministerial Decree, August 9, 2016) (the “Decree”), are entitled to reduced tax rate of 1.2% on dividends distributed as from January 1, 2017; and (ii) pension funds established in a EU or EEA country included in the list provided for by the Decree, are entitled to reduced tax rate of 11%. In addition, under certain circumstances and upon satisfaction of certain procedural requirements, the pension funds mentioned under (ii) above may benefit from exemption from Italian substitute tax on dividends. Italian substitute tax does not apply on dividends paid to international entities and bodies entitled to exemption from taxation pursuant to international legislation or agreements applicable in Italy.

The substitute tax regime does not apply if ordinary shares representing a “non-qualified” interest in Luxottica Group are held by an Italian resident shareholder in a discretionary investment portfolio managed by an authorized professional intermediary, and the shareholder elects to be taxed at a flat rate of 26 percent on the appreciation of the investment portfolio accrued at year-end (which appreciation includes any dividends), pursuant to the so-called discretionary investment portfolio regime – *regime del risparmio gestito*.

Tax regime – Holders of ADRs

Dividends paid to Deutsche Bank Trust Company Americas, as depositary of the Ordinary Shares for which ADRs were issued, and afterward paid by Deutsche Bank Trust Company Americas to the ADR holders, who are not Italian residents and do not have a permanent establishment in Italy to which the ADRs are effectively connected, will be subject to the provisional 26% Italian substitute tax, through Deutsche Bank S.p.A., as Italian custodian of said ordinary shares on behalf of Deutsche Bank Trust Company Americas.

The Depositary has mailed to all ADR holders the documentation containing the detailed procedure for obtaining the full or partial refund of said substitute tax, where allowed. Full or partial refund of the substitute tax may be claimed by ADR holders (i) having residence for tax purposes in Italy or in countries which have entered into anti-double taxation treaties with the Republic of Italy allowing for application of reduced or nil tax rate; or (ii) which are companies or entities subject to corporation tax and resident in countries that are members of the EU or participants in the EEA and are included in the list provided for by Ministerial Decree of September 4, 1996 (as amended and supplemented by Ministerial Decree, August 9, 2016), and as such entitled to a reduced substitute tax rate of 1.2% on dividends distributed as from January 1, 2017; or (iii) which are pension funds established in an EU or EEA country included in the list provided for by Ministerial Decree of September 4, 1996 (as amended and supplemented by Ministerial Decree, August 9, 2016), and as such

entitled to a reduced tax rate of 11% or, under certain conditions, to exemption from Italian taxation on dividends.

On or before September 13, 2017, ADR holders having residence for tax purposes in Italy and who are entitled to get the dividend gross of the Italian withholding tax, may thus submit to Deutsche Bank Trust Company Americas the documentation certifying the right to the application of no substitute tax under the applicable tax system (Form from A to G “Dividend beneficial owner's statement”).

On or before September 13, 2017, ADR holders not resident in Italy for tax purposes shall submit to Deutsche Bank Trust Company Americas the documentation – signed before 24th May 2017 stating the right of application of the reduced or nil tax under any anti-double taxation treaties between that ADR holder Country of residence and Italy or under Italian domestic law - instead of the full 26% tax rate incurred upon payment (Form 6166 and Form A for US residents, Form A or Form DIV/EX 2 or Form DIV/EX 3 or Form Div/EX 3-bis, as the case may be, to be sent in any case along with a suitable residence certificate, and possibly a tax status certificate issued by the relevant tax authorities of the foreign State, for residents of other Countries).

As soon as the required documentation is delivered by Deutsche Bank Trust Company Americas to the bank in charge of payment, i.e. Deutsche Bank S.p.A., this bank shall endeavor to effect repayment to the ADR holder of the balance between the 26% withheld at the time of payment and the rate actually applicable under the Italian domestic law or under any anti-double taxation treaty between Italy and the shareholder's Country of residence. By way of example, Italy and the United States (as well as many other countries) are parties to a tax treaty which contemplates, in certain cases, the application of a 15% withholding tax on the dividends paid, if the necessary documentation is promptly submitted. Therefore, U.S. resident ADR holders covered by the treaty entitled to the 15% rate provided by the treaty have the opportunity of being repaid - by Deutsche Bank S.p.A., through Deutsche Bank Trust Company Americas - the difference between the 26% already withheld at the time of first payment, and the 15% withholding tax provided for by the Italy-United States tax treaty currently in force, thus receiving a further 11% gross dividend.

To the extent a refund of the Italian tax withheld is available to a U.S. holder under Italian law or under Italy-United States tax treaty, the amount of tax withheld that is refundable will not be eligible for credit against such U.S. holder's U.S. federal income tax liability.


In any case, since in the past many ADR holders were not able to supply the certificates required on or before the deadline (especially non Italian resident ADR holders, because foreign tax authorities may take more than two months to issue this documentation), Luxottica Group recommends to start in advance the procedure for obtaining the refund by sending the necessary forms – which are available on website www.luxottica.com - to Deutsche Bank Trust Company Americas (Form from A to G for Italian residents, Form 6166 and Form A for U.S. residents, Form A or Form DIV/EX 2 or Form DIV/EX 3 or Form Div/EX 3-bis, as the case may be, to be sent in all cases along with a suitable residence certificate and possibly a tax status certificate issued by the relevant fiscal authorities of the foreign State, for residents of other Countries) - such documents must be signed. The procedure applied by Deutsche Bank Trust Company Americas and Deutsche Bank S.p.A. contemplates that, as soon as Deutsche Bank Trust Company Americas receives the necessary documentation from ADR holders, it will transmit it to Deutsche

Bank S.p.A. which, after performing the necessary checks, will communicate refund details to Deutsche Bank Trust Company Americas which in turn will actually effect payments through DTCs (Depository Trust Companies).

Please note that in order for non-Italian resident ADR holders to take advantage of the accelerated tax refund (Quick Refund), the necessary documentation must be signed by the respective Tax Authority on or before May 24, 2017 (the dividend payment date in Euros), and must be received by Deutsche Bank Trust Company Americas on or before September 13, 2017, or by Deutsche Bank S.p.A on or before September 26, 2017.

Luxottica Group recommends to all ADR holders who are interested in taking advantage of such refund to request more detailed information as to the exact procedure to be followed from Deutsche Bank Trust Company Americas (ADR Department, telephone+1-212-747-9100; fax +1-866-888-1120, attn. Emilie Kozol) or Deutsche Bank S.p.A. (Piazza del Calendario, 3 - 20126 Milano Mr. Michele Vitulli, Tel. +39-02-4024-3938 michele.vitulli@db.com or or Ms. Elena Geruntino, Tel. +39-02-4024-2627, elena.geruntino@db.com). or directly from Luxottica Group (Investor Relations Department, tel. +39.02.86334870; fax +39.02.86334092).

ADR holders are further advised that once the amounts withheld are paid to the Italian tax authority, the ADR holders who are entitled to a reduced tax rate may only apply to the Italian tax authority to receive the reimbursement of the excess tax applied to the dividends received from the Company. Such procedure customarily may take years before the reimbursement is actually made. Therefore, the above-mentioned procedure was established by Luxottica Group in the best interest of its stockholders.



#BrandYourPrescription

ANNUAL GENERAL MEETING

Milan, April 28, 2017

LUXOTICA

2016: STRENGTHENING THE BUSINESS MODEL WHILE MAINTAINING GROWTH

Building the launchpad for 2017 and beyond

- Elevating sales quality
 - Quality-driven commercial approach
 - Authorized Retailer Agreement globally
 - Minimum Advertised Price policy in North America
 - Reduced promotional activities in Luxottica-owned stores
 - Distribution restructuring in Mainland China
- Simplifying the organization
 - Centralized key functions (pricing, assortments, visual merchandising, retail real estate, ...)
 - Retail evolution, from omnichannel experience to higher productivity
 - Oakley fully integrated



2016: A YEAR OF CONTINUED GROWTH

Improving momentum in 4Q

- All time high Group sales to over €9 billion
 - Europe leading the way
 - North America continuing to grow
- Group adjusted₍₃₎₍₄₎ operating income of €1.4 billion, adjusted₍₃₎₍₄₎ operating margin at 15.8%
- All time high adjusted₍₃₎₍₄₎ net income of €882 million
- Capex of €652 million, +27% vs. FY 2015
- Net debt/EBITDA₍₃₎₍₄₎₍₅₎ at 0.5x (without buyback)
- Free cash flow₍₃₎ generation: €664 million
- Proposed ordinary dividend per share of €0.92



For additional disclosures regarding information in this presentation, please see “Notes to the presentation” in the Appendix

4Q AND FY 2016 NET SALES PERFORMANCE VS. 2015 ADJUSTED FIGURES

Millions of Euro

4Q 2016

GROUP

2,142

+4.0%

+3.0% @c.fx

WHOLESALE

758

-0.1%

-0.9% @c.fx

RETAIL

1,384

+6.4%

+5.2% @c.fx

FY 2016

GROUP

9,086

+0.8%

+1.9% @c.fx

WHOLESALE

3,528

-1.8%

-0.4% @c.fx

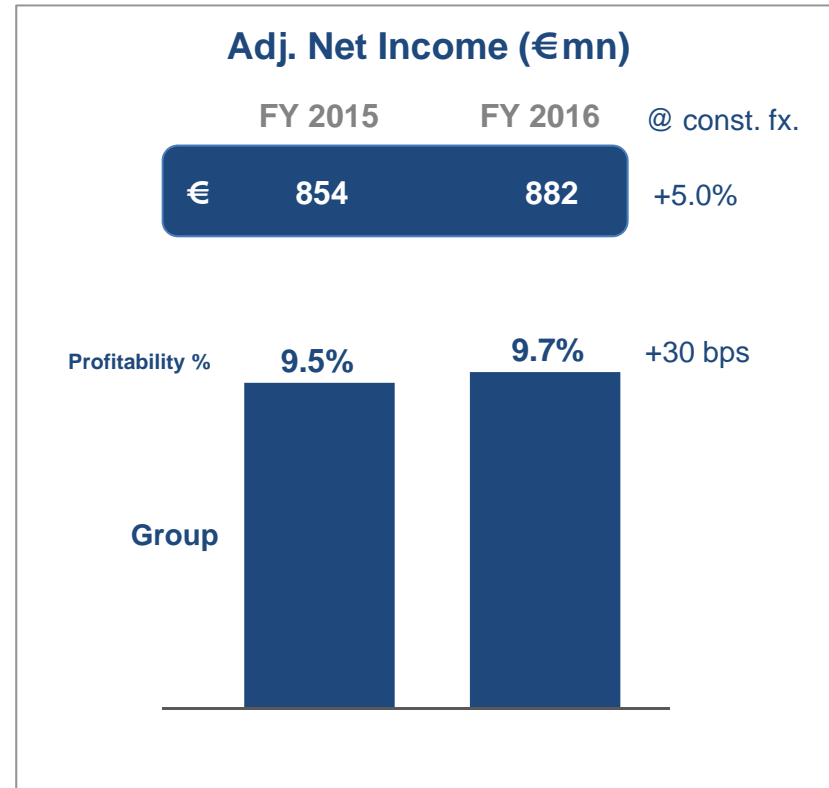
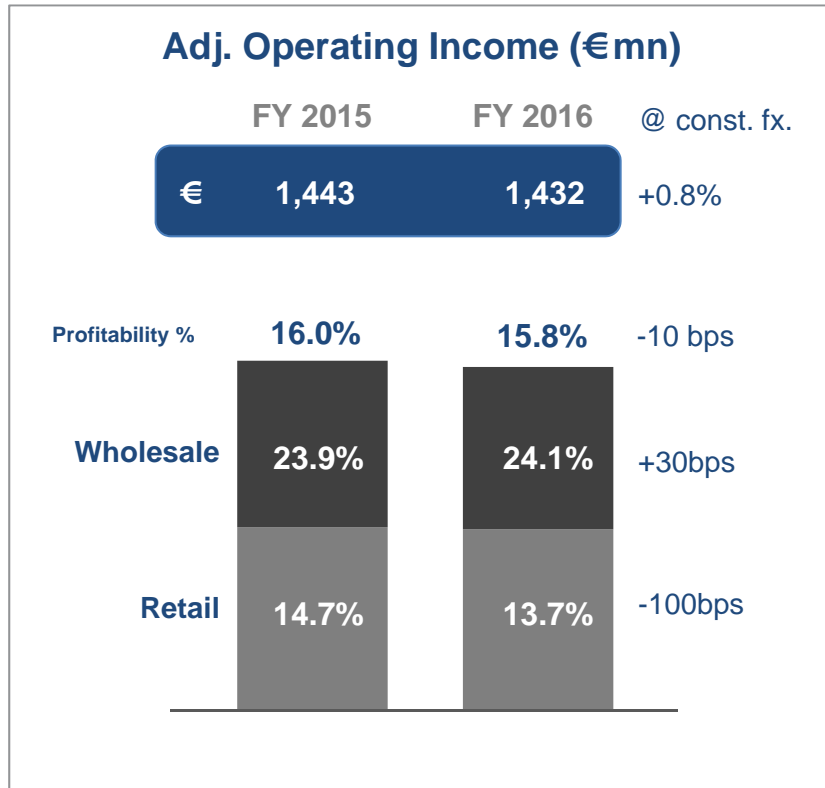
RETAIL

5,558

+2.6%

+3.4% @c.fx

EARNINGS PROFILE



2016 WRAP-UP

At constant forex₍₁₎

		% growth vs. FY15
SALES GROWTH ₍₃₎	+2-3%	+2%
ADJ. OPERATING INCOME GROWTH ₍₃₎₍₄₎	~1x SALES	+1%
ADJ. NET INCOME GROWTH ₍₃₎₍₄₎	~1x SALES	+5%
NET DEBT/EBITDA ₍₃₎₍₄₎₍₅₎ excluding the buyback	0.5-0.4x	0.5x

For additional disclosures regarding information in this presentation, please see "Notes to the presentation" in the Appendix

A | X
ARMANI EXCHANGE



THE NEXT FRONTIER

A FASCINATING JOURNEY, LEADING THE EYEWEAR EVOLUTION

TODAY

- Brand equity
- Product and service innovation
- Fully integrated platform
- Digitalization of the consumer experience across channels
- Over €9 billion in sales in 2016

TOMORROW

Current strategy

- Seize opportunities of a structurally growing industry
- Benefit from a proven business model
- Fuel the optical retail business with fully integrated supply chain
- Targeting €15 billion in sales in 2024

Combination

- Offering a complete solution for eyecare professionals and end consumers
- Enhance vertical integration in an extended playing field
- Over €16 billion in sales for the combined entity in 2016

SECULAR GROWTH DRIVERS

Heading towards the complete pair (r)evolution

Eye-care

Demographics

- Ageing population
- Behavioral changes

Under-penetration

- Lacking awareness on vision health, comprehensive eye exam, product quality and UV protection

Eyewear

Premiumization

- Frames as an entry point to luxury
- Status-related consumption never dies as a driver

Eye-care + eyewear

The complete pair

- New product and service resulting from the combination of branded frames and lenses
- Perfect fit, shorter delivery time, end-to-end service

BRANDED LENSES

Looking back in history...

- 1917: Persol
- 1937: Ray-Ban
- 1975: Oakley

Today

- 2014: Oakley Prizm enhancing contrast and visibility during outdoor activities
- 2016: Ray-Ban Chromance, the best Ray-Ban lens technology ever

...projecting the future

- 2017: Brand your prescription
Introducing Ray-Ban prescription sun and ophthalmic lenses



MOVING DEEPER INTO INNOVATION BEYOND FRAMES

Pushing the boundaries of vision

- Product innovation
 - New collections design and materials
 - Oakley Radar Pace
 - RFID traceability extended to Oakley
 - Bundle offering: Oakley ski goggles and helmets
- Business innovation
 - E-commerce and VTO
 - MyLuxottica for wholesale clients



E-COMMERCE: DIGITIZING THE CONSUMER EXPERIENCE

Setting the standards for branded products

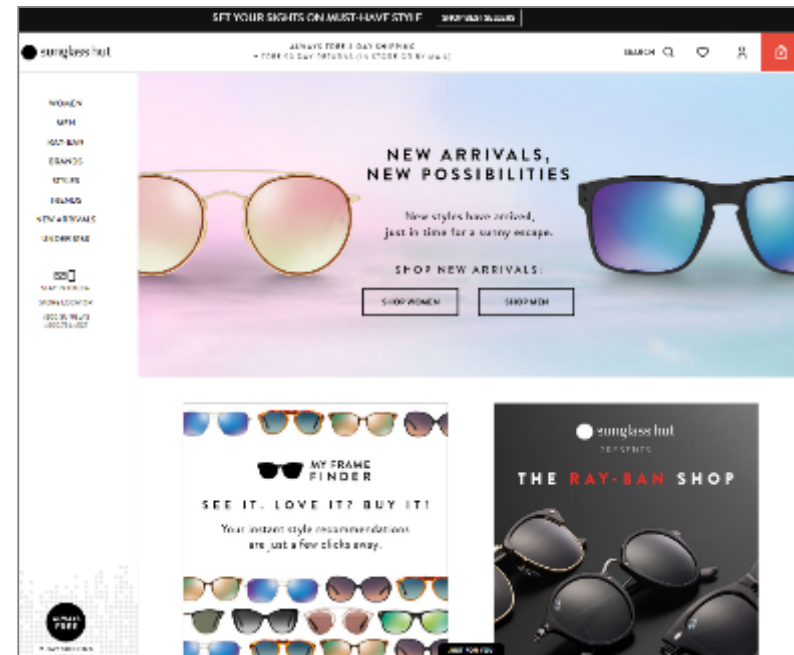
- Ray-Ban.com in 27 countries
 - Remix representing 40% of Ray-Ban.com sales
 - Engaging content at the right time via desktop and mobile web
- Oakley.com, a clear strategic direction for its relaunch in 21 countries
- SunglassHut.com in 7 countries
 - Omnipresent, strictly integrated with the brick-and-mortar presence
- Custom programs: launching engraving on all brands
- Virtual Try-On roll-out
 - Live on Ray-Ban.com in 4Q 2016, integrating in other brands' websites in 1Q 2017



CONNECTING THE PHYSICAL TO THE DIGITAL: MORE OMNICHANNEL

A seamless online and off-line Sunglass Hut experience, soon to be matched at LensCrafters

- Starting an emotional connection with the consumer online and ending it in-store
 - Endless aisle
 - Online eye exam scheduling
 - Purchasing frames online, choosing lenses and perfect fitting in-store
 - Click & collect or reserve & collect
 - Buy everywhere, return anywhere



RAY-BAN: AS DESIRABLE AS EVER

The most loved eyewear brand, the coolest for Millennials

- The magic of Ray-Ban: a lifestyle brand that offers consumer status
- Cultural influence, celebrity associations make it a must-have sunglasses brand
- A strong brand worldwide
 - 89% aided vs. 64% spontaneous awareness globally
 - Same level of awareness in developed and emerging markets
 - 90% in North America and Europe
 - Over 80% in China and India
- A well balanced consumer base
 - Men and women, in developed and emerging markets
 - Cross generational, from Millennials to Boomers



OAKLEY: ONE OBSESSION

Relaunch program gains traction

- Taking performance to the next level: the most innovative eyewear brand
 - Strong appreciation of new collections
 - Ready to launch Crossrange, a new active category that bridges the gap between lifestyle and activity
- Improving brand recognition across markets: 60% global aided awareness
 - From 80% in North America to 50% in Europe to 30-40% range in key emerging markets



«CHANGE OF PERSPECTIVE» WITH VALENTINO



LOWER EAST SIDE, NEW YORK
OCTOBER 27TH 2016



GLAMGLOSS
VALENTINO

REMARKS BY ETICA SGR

MEETING OF STAKEHOLDERS OF LUXOTTICA

28 APRIL 2017, at 11.00 - Milan, Italy

BEFORE THE APPROVAL OF ITEM 1, ORDINARY SESSION OF THE AGENDA

1. Governance and Sustainability Issues

Within the current international context in which Luxottica operates, it is clearly demonstrated that environmental, social, and good governance factors have a material and significant impact in the creation of value in the medium and long term: the approval, in 2015, of the Sustainable Environment Goals (by the UN), and the Paris agreement on climate change, gave a strong boost to the objective of integrating sustainable goals with corporate business.

In light of the above, we are very pleased to learn, from the dedicated section on Luxottica's official website, of Luxottica's policy concerning the integration of sustainability with the corporate business, providing four SDGs to guide the Policy in the long term. We wish to congratulate you, as we have always believed that Luxottica's CSR Policies, which are present and thoroughly embedded in the corporate business, should be adequately disclosed to stakeholders, as they constitute an element that contributes to the strengthening of the market position and reputation of your brands, which make of Luxottica one of the best testimonies of *Made in Italy* worldwide.

Based on Luxottica's new challenging commitment, we wish to formulate a number of considerations and pose a few questions, thanking you in advance for the answers you will provide.

a) We wish to know the year used as baseline by Luxottica to compare the results to be reached by 2020 and by 2030, in line with the SGDs provided. We also look forward to reading the first Sustainability Report, to be issued in 2018, where we wish we'll find qualitative KPI, measured on an annual basis for each objective, then reported to stakeholders;

I am pleased you appreciate the new "Sustainability" section in Luxottica's website, which we launched a few days ago. As you could see, in drawing up our sustainability strategy, we took inspiration from the UN 2030 Sustainability Agenda and from the Paris Conference on Climate Change (COP21); As this is a far-reaching project, which we are presenting on this meeting for the first time, we will use a gradual approach to its implementation.

On this day, 28 April 2017, we are presenting the data concerning our productive activities in Italy, such as, for instance, CO₂ emissions per piece, but this is just the beginning. The measurement perimeter is constantly being expanded. The starting point is Italy, with its six production facilities and the logistics headquarters, to which will follow, in line with a gradual inclusion approach, the business areas that were not analysed in this first phase.

Thus, from a methodological point of view, or in terms of checking that data are measured and recorded according to Global Reporting Initiative G4 guidelines, the year 2016 may be taken as baseline for the results to be reached by 2020 and by 2030, according to the 10 SGDs we selected (SDG No. 3, 4, 5, 6, 7, 8, 9, 10, 12, and 16).

As to the second part of your question, concerning the Sustainability Report, the "Sustainability" section we are presenting on this meeting is the main tool through which we intend to communicate,

in clear and transparent terms, and through factual examples, Luxottica's attention to issues such as sustainability and social-environmental responsibility. This represents a defined path to help us be fully prepared for the obligations set forth under Legislative Decree No. 254 of 30 December 2016, implementing the European Directive on the communication of non-financial information: the drafting of the "Non-Financial Disclosure", that will be contained within the Annual Report, and made available in the "Sustainability" section of the website.

I would like to stress the fact that, throughout 2016, Luxottica was one of the most active enterprises in the consultations promoted by Assonime concerning the transposition of Directive 2014/95/EU on the disclosure obligations pertaining to non-financial information. And I was very pleased to note that Legislative Decree No. 254 of 30 December 2016 adopted part of the indications presented by Assonime, and, also, by Luxottica. At the same time, we have put a lot of effort to begin providing suitable disclosures on our efforts within the scope of CSR. The "Sustainability" section in Luxottica's website, which I am introducing today, is the first result of our efforts.

b) We would like to ask you if and how the responsibilities of the Risk and Control Committee - which was tasked to oversee the sustainability issues connected with Luxottica's business and its interaction dynamics with all its stakeholders - may be combined with those of the future Corporate Social Responsibility Committee, part of the new EssilorLuxottica corporate entity.EssilorLuxottica. We would also ask if you could provide a brief account on the actions taken by the Risk and Control Committee concerning the above, over the course in 2016.

It is too early to answer the first question.

As to the **work of the Risk and Control Committee in the year 2016**, I would like to note that on 29 January 2016 the Board of Directors, in line with the comment as per Article 4 of the Code of Self-Discipline of Listed Companies, resolved to entrust the Risk and Control Committee with the oversight of sustainability issues connected to the exercise of the business activity and the dynamics of interactions with stakeholders.

In September 2016 Ms. Alessandra Senici (Group Investor Relations & Corporate Communications Director) joined the committee, and is at the helm of the sustainability project. On that occasion, the Committee worked on retracing the initiatives that were, in the past, already activated by Luxottica, aimed at improving the well-being of employees and the local communities where the Group operates. The participants were given updates on the activities currently being planned with regard to sustainability, and the approaches to be used, and the time frames for the operations, were shared. The 2017 agenda for the Committee includes half-yearly meetings to receive updates on the activities connected with the sustainability project. With these objectives in mind, Ms. Alessandra Senici once again took part in the Committee to provide updates on the activities currently taking place and those planned for the future, and to share a preview of the main contents of the section dedicated to the Group's Corporate Social Responsibility, published on the website starting 24 April 2017.

2. Business and Climate Change Action - SDG 13

We are aware of the Company's constant commitment to the development of environmentally-friendly business, products and projects, as on several occasions, during the general meetings of

stakeholders, Etica SGR was informed on these aspects. The new Sustainability Policy, with the identification of SGD 6, 7, and 8 confirms such commitment.

In light of the above, we ask you:

a) Consider taking part in CDP's Climate Change initiative: in light of the recent report on Luxottica's direct and indirect CO₂ emissions, we would wish for the Company to take into consideration to join the above initiative, which enables investors to better understand the Company's position, as compared to that of its competitors, and to thus make more informed choices;

Today we communicate the CO₂ emissions with respect to our production system in Italy. In 2016 the CO₂ emissions in the Italian production facilities in Italy were around 40,000 tons, of which 28% were direct emissions from the consumption of methane gas, heating oil, diesel motor fuel, and F-gas (fugitive emissions), and 72% were indirect emissions, connected with the consumption of electric power.

We will broaden the scope of our reporting and analysis perimeter to include other business areas in the main geographic areas, so as to monitor the environmental impacts of processes and activities, identify priorities, gather the necessary information, and start new initiatives, draft improvement plans, and take part in the Climate Change initiative promoted by CDP (Carbon Disclosure Project), with more data at our disposal. On this regard, I would like to inform you we have started a constructive dialogue with CDP Europe, and we will take place in their "2017 Italy Spring Workshop" held in Milan on 10 May.

b) Include a gradual system to measure and report on the Company's Scope 3 emissions and carbon intensity, or the average level of emissions released by a given combustible to produce the same value of goods or services. Carbon intensity enables to compare the performance of different companies operating within the same sector, and track changes through time, in terms of the emissions necessary to generate a unit of profit, and shows the degree of efficiency companies have with respect to their productivity;

Today we are presenting GHG (greenhouse gas) direct emissions (Scope 1) and indirect emissions (Scope 2) relating to the Italian production facilities, but the measurement perimeter is constantly being broadened. At the same time, in the future we will evaluate including the other indirect emissions, included under Scope 3¹, in our analysis, based on their relevance and the possibility to quantify them accurately.

c) Know the investments and the production facilities (or the Countries) to which the investments are intended, as defined by Luxottica in the long term, to attain the three key environmental directives, and namely the reduction of CO₂ emissions and increase of energy efficiency, the reduction of water consumption, and the management of waste waters. We would also like to know the corporate plans and investments in terms of utilization of energy from renewable sources - which, as of 2016, in Italy, represents 2.5% of total energy consumption, and which growing trend is particularly appreciated by Etica SGR.

¹ As opposed to Scope 1 and 2 emissions, which are obligatorily measured, for Scope 3 emissions there is a discretionary margin: the entity is free to decide whether or not to include Scope 3 emissions in their analysis, and which emission sources should be included.

We thank you for your interest and your willingness to continue the constructive dialogue we have enjoyed for the past few years.

As briefly mentioned, we are working on a multi-year plan, with challenging objectives for the coming years concerning environmental sustainability and social responsibility that go beyond the standards required by the applicable laws, dedicating special attention to best practices and the numerous stimuli that come from the international context, including the UN 2030 Sustainability Agenda, and the Paris Conference on Climate Change(COP21). In due time, we will be happy to share our objectives concerning:

- the reduction of CO₂ emissions and an improvement of energy efficiency
- reduction of water consumption and management of wastewaters
- optimization of the management and production of waste.

The positive trend in adopting renewable energy sources is another important sign confirming the validity of the energy policies we are adopting, across the entire value chain, and it's connected to the phased full-scale operation of the renewable energy plants we have invested in the last three year, especially the photovoltaic and biomass plants. On this regard, in July 2016 the solid biomass tri-generation power plant, built by Enel Energia, adjacent to the Agordo production facilities, became operational.

We have also adopted a responsible management approach with regard to water resources, starting with the introduction, in 2014, of new galvanic treatment plants with integrated water purification systems. This enabled a reduction of industrial consumption of water by around 80-90%.

But this is only the beginning. We will continue to pursue innovation and to invest so as to improve activities and processes within the various business and geographic areas, making the entire value chain of the Group increasingly more sustainable in terms of water and energy consumption, CO₂ emissions, production, and scrap and waste recycling. In Italy alone, in 2016, the total expenditure for the management of the production facilities in Italy was about 3.5 million Euro, 40% of which related to investments, primarily aimed at improving energy efficiency and the management of CO₂ emissions.

3. Business and Human Rights - SDG 8 and 10

With respect to Luxottica's suppliers, we are pleased to learn that Audits on this matter were also conducted in 2016, and that 100% of such suppliers are subject to a selection process that includes also environmental and human rights criteria. In this context, we wish to know:

a) whether the Company still uses the services of an independent third party company to carry out its Audits;

Within the scope of the responsible sourcing program, Luxottica continues to use the services provided by BSI (The British Standard Institution) in their capacity as third independent party to conduct supplier audits, continuing a collaboration that started in 2014.

b) whether the 2016 audits in China, Taiwan, and Cambodia, showed any non-compliances, and, if so, what are the macro-categories of such non-compliances;

The audits conducted in 2016 in China, Taiwan, and Cambodia did not show any "Non Compliances" with "Zero Tolerance" criteria, which include: minor and child labour (presence of workers under the age of 16), work conditions that are hazardous to the health and safety of workers, and use of forced labour.

Some "Non Compliances", on the other hand, have emerged with regard to:

- Health and Safety, with respect to the use of Individual Protection Devices;
- Labour, with respect to work hours exceeding regulatory limits
- Environment, with respect to permits and authorizations.

All the "Non Compliances" detected are part of a follow-up plan, with set deadlines, aimed at implementing all the corrective measures by the end of 2017.

c) whether such audits were carried out in any other Countries, in addition to the Asia Pacific Area, and if so, which Countries;

As to suppliers, our attention is at present focused on the Asia-Pacific area. We have also audited, within the scope of the same program, our production facilities in Brazil and California (Oakley), and Tristar.

d) the percentage of suppliers subject to Audits over the total number of suppliers;

In 2016, 44% of the spending in the Asia-Pacific area had been audited (71% of the spending was audited between 2015 and 2016). Over the total number of suppliers (133 suppliers worldwide are part of the Luxottica Responsible Sourcing program), in 2016, 22% of the total number of suppliers – and 35% of the total spending associated with suppliers - was subject to audit.

e) whether the Company intends to publish a more detailed report of the criteria used in the selection of 100% of your suppliers.

Suppliers are selected through the criteria introduced under the Global Sourcing Operations Policy adopted by the Group, based on Global Compound and SA8000 certification standards. It is important to keep in mind that the principles upon which the dealings with each single supplier are based are defined in our Code of Ethics.

3. Business Governance - SDG 16

As to SDG 16, and namely "Peace, justice, and strong institutions" we appreciate Luxottica's com-mitment towards highly important issues such as corruption, but, at the same time, we ask whether the Company has every considered the opportunity to draft and publish a Country-by-Country Tax Re-port, based on market best practices. In fact, we believe that the issue of aggressive fiscal planning continues to be highly topical, and is destined to acquire added relevance for the European and Italian Legislator. If this may interest you, we are willing to organize a meeting to discuss this issue more in depth, in the facilities and with the counterparties Luxottica may deem most opportune.

We are aware of the Directive proposal dealing with fiscal transparency. We believe that the information we publish is aligned with market best practices, and such as to enable comparability in time and space, a characteristic our stakeholders show to appreciate. However, Luxottica's tax rate reflects a tax strategy in compliance with all the statutory regulations applicable in the countries where it operates; it is, therefore, a non-aggressive tax strategy.

4. Merger with Essilor

In light of the merger with Essilor, we wish to know, if possible:

a) The impacts over the facilities currently owned by Luxottica and over the workers, particularly with regard to Italy;

Luxottica Group has always invested in Made in Italy, and in the excellence of Italian manufacturing. In spite of the fact that the integration process may entail "organizational adjustments", we will not forget our commitment towards the Italian platform, which has always been the feather in the cap for our Group. Any decision on this matter will be taken by the competent bodies, at holding level, or at operating company level, after the operation is closed.

b) Whether the 1.5 billion Euro investments budgeted for the three-year period between 2016 and 2018, for the purpose of facilitating the Group's digital transformation, the strengthening of the Operations, and the expansion into new markets, are still practicable, and, if so, what the investments will primarily be destined to;

As we declared when we announced the merger with Essilor, our investment plans will not be modified by the merger, and we will continue to work in our commitment to ensure that our products and services are increasingly innovative and of the highest quality; from investing in the Operations development to entering new markets, from the retail network's omnichannel key evolution, to reinforcing digital marketing with a progressive roll-out of digital windows and innovation of e-commerce platforms.

c) Whether the listing markets will continue to be the Italian and US markets .

EssilorLuxottica - which will control Luxottica after the Luxottica stake owned by Delfin is transferred to EssilorLuxottica, and will launch a public exchange offer over such stake - will be headquartered in Paris, and will be listed in the Paris Stock Exchange (Euronext Paris). By taking part in the public exchange offer, the shareholders of Luxottica will receive shares listed in the French stock market. The possibility for secondary listing of EssilorLuxottica shares in Italy is currently being studied.

In consideration of the public exchange offer launched by EssilorLuxottica, and in line with the applicable statutory regulations, the delisting of Luxottica Group from the Italian stock exchange may take place according to the percentage of shareholders taking part in the public exchange offer, that is, if:

- Essilor acquires a stake in Luxottica (including Delfin's stake) between 90% and 95%, if the free float is not be restored; or
- if the threshold of 95% is exceeded.

As to the shares listed in the US stock exchange, the possibility of keeping them listed in the US is still being analysed, keeping in mind that it may not be deemed strategic for the purpose of Luxottica's merger with Essilor.

BEFORE THE APPROVAL OF ITEM 3 OF THE AGENDA

Governance - Annual Remuneration Report - SDG 8

Once again, this year we must remark on the absence of certain elements which we, and many institutional investors, believe to be of fundamental importance to understand the Company's position with respect to one of the main aspects of the investor-company relationship, and that is, transparency on a key issue of good governance, such as remuneration.

We will cast a dissenting vote on the proposal of approval of the 2017 Remuneration Policy, and on this matter we would like to ask:

- The reasons why there is no indication, either in the Policy or in the part concerning the implementation of the Policy in the previous year, of the performance objectives targets set for the purpose of assigning the variable portion of remuneration. We also ask the reason why there is no indication of the minimum thresholds (i.e. the gate) and the Countries (or, the incidence thereof over the final overall bonus) for the purpose of the above objectives;

As to the annual bonus plans (MBO), I would like to note that the performance objectives to which the short-term variable bonus is linked are **quantitative, specific, and measurable**, and are the result of a correlation between the remunerative component with the economic, financial and operational performance of the Group. Some of the indicators used to evaluate the above performance, with respect to top management and AD, are: Earning Per Share (EPS), Free Cash Flow, turnover, operating profit and structure costs. Target values are set consistently with annual budgets, and the minimum thresholds are set in a measure consistent with the objectives reached in the previous fiscal year. Given that the above are deemed to be "commercially sensible" data, it is not Company practice to disclose such data externally, given that their publication may be harmful to the Company.

For certain operational, planning, and strategic objectives, the same considerations are valid also for the ex-post disclosure of the difference between the expected result range, and the actually obtained results. As to economic and financial objectives, the results upon which the variable portions of remuneration were granted are indicated in the Company's financial statements.

With reference to the long-term incentive systems, the objective on which this is based is the cumulative three-year EPS, which determines 100% of the incentive, and its target value is set with the purpose of creating value for all stakeholders. Again, as they are "commercially sensitive" data, it is not Company practice to disclose such data externally.

[back-up: The MBO plan includes, instead, in addition to the EPS, which is an objective shared by the entire top management of the Group, several objectives including growth, profitability, efficiency, creation of value, and sustainability, which have varying importance based on the top manager's specific roles. Economic and financial indicators represent 100% of the total objectives for the Chief Executive Officer and executives with strategic responsibilities. In general terms, the same objectives are shared by the whole management of the Company, and play a significant role over the allocation of the overall final bonus.]

- The reason why there is no explanation as to the bases upon which the annual bonuses were assigned;

As illustrated in Section I of the Remuneration Policy, the Human Resource Committee has a central role in the process of identifying the performance indicators needed to ensure consistency between the creation of value and incentive plans. Furthermore, the Committee monitors the application of the decisions adopted by the Board of Directors, with special attention to ensuring that performance objectives are actually reached. On this regard, the final calculation of variable components, both annual and medium- and long-term, is carried out at the end of a careful process of verification of the results actually obtained as compared to the result ranges set; the above

process involves the Human Resources Committee as well as the Board of Directors in the approval phase.

- The reasons for which the EPS was chosen as one of the determining parameters, both in terms of MBO and long-term cash component;

The variable remuneration systems keep into consideration several objectives to measure Luxottica's performance in the short-term, as well as the economic and social continuity and sustainability of the Company's performance over time.

In this perspective, the cumulative EPS is used as an indicator of the creation of value for all stakeholders, and as an indicator of the Company's capacity to maintain the income performance in the medium- and long-term (LTI).

The same indicator is also used to measure Luxottica's short-term performance (MBO), and particularly Luxottica's capacity to realise economic and financial budget objectives, and to create value (profit) in each single year of reference.

- The reasons why environmental and social parameters, reflecting Luxottica's business to set the variable portions of remuneration, were not taken into consideration;

The remuneration systems applicable to the Group's top management are based on a series of profitability, efficiency, creation of value, and sustainability indicators. In particular, he notes that the incentive plan for the management of the subsidiary Luxottica S.r.l., in charge of overseeing the control and safety of operations, is based also on environmental impact objectives, such as the reduction of total consumption (Energy, water, waste, CO₂, etc.).

- The reasons why the companies that make up Luxottica's reference peer group are not indicated;

the Company doesn't use a specific peer group to monitor changes in the market standard of remuneration. For the purpose of monitoring the retributions' positioning as compared to market standards, the Company uses wage audits carried out by specialized leading international firms.

- whether you have considered setting up an open dialogue with major proxy advisors for the purpose of providing data, specifications, and information to investors, enabling the latter to make better informed choices when casting their votes;

The Company has not started a dialogue with major proxy advisors on this matter.

- whether it may be possible to be given specific data on the wage gap between the remuneration paid to the Chief Executive Officer and the average pay of full-time Luxottica employees, for the year 2015 and for the year 2016.

The ratio between the average fixed remuneration payable to Luxottica full-time employees (clerical and manual workers), to the remuneration payable to the Chief Executive Officer (considering the fixed remuneration only) is 35 times, for both 2015 and 2016.

Elenco Intervenuti (Tutti ordinati cronologicamente)

Assemblea Ordinaria

Badge	Titolare	Tipo Rap.	Deleganti / Rappresentati legalmente	Ordinaria
1	BAXA ANTONIO			30 0,000006%
10	DEL VECCHIO MARISA			339.300 0,070038%
101	GANDOLA ADRIANO			4.500
1	D		GRAMATICA NICOLETTA	9.000
2	D		GANDOLA ROBERTO	500
			Totale azioni	14.000 0,002890%
102	BARDIN ROMOLO			0
1	D		DEL VECCHIO PAOLA	65.500
2	D		PARSUS S.A.	275.278
3	D		DELFIN S.A.R.L.	302.846.957
4	D		ENGLER ELISABETH	2.836.200
			<i>Usufruttuario per 298.100 azioni di FRANCAVILLA LUIGI; FRANCAVILLA JA</i> <i>Usufruttuario per 298.100 azioni di FRANCAVILLA LUIGI; FRANCAVILLA CI</i> <i>Usufruttuario per 298.100 azioni di FRANCAVILLA LUIGI; FRANCAVILLA C/</i> <i>Usufruttuario per 647.300 azioni di FRANCAVILLA LUIGI; FRANCAVILLA JA</i> <i>Usufruttuario per 647.300 azioni di FRANCAVILLA LUIGI; FRANCAVILLA CI</i> <i>Usufruttuario per 647.300 azioni di FRANCAVILLA LUIGI; FRANCAVILLA C/</i>	
			Totale azioni	306.023.935 63,169578%
103	VILLA ARMANDO			35 0,000007%
104	PELLEGRINI LUCIANO			0
1	D		LUNEM SARL	2.100.000
			Totale azioni	2.100.000 0,433483%
105	MANNI PIA TERESA			400 0,000083%
106	ZAMPILLO NICOLETTA			487.500 0,100630%
11	PRIMATIVO LIBERO			0
1	D		GENERALI INVESTMENTS EUROPE SGR SPA	3.837
			Totale azioni	3.837 0,000792%
13	CALDAROLA CLAUDIA			0
1	D		CALDAROLA PAOLO LODOVICO	100
2	D		ROSCIO SIMONA CATERINA	400
			Totale azioni	500 0,000103%
14	LOMBARDO MARCO			75 0,000015%
2	MERAVIGLIA VANDA MARIA			300 0,000062%
201	ZAMBELLINI SERGIO			2.700
1	D		FANTONI MARIANGELA	600
			Totale azioni	3.300 0,000681%
202	SONZOGNI GIAN SANTO			0

Elenco Intervenuti (Tutti ordinati cronologicamente)

Assemblea Ordinaria

Badge	Titolare	Tipo Rap.	Deleganti / Rappresentati legalmente	Ordinaria
1	D		SONZOGNI SIMONE	250
			Totale azioni	250
				0,000052%
203			COLOMBO FRANCESCA	0
1	D		ETICA SGR SPA F.DO ETICA AZIONARIO	6.660
2	D		ETICA SGR SPA F.DO ETICA BILANCIATO	14.400
3	D		ETICA SGR SPA F.DO ETICA RENDITA BILANCIATA	2.889
4	D		ETICA SGR SPA F.DO ETICA RENDITA OBBLIGAZIONARIO MISTO	3.600
			Totale azioni	27.549
				0,005687%
204			TATULLI SERGIO	200
				0,000041%
205			VERONESI SANDRO	15.000
				0,003096%
206			DA CORTA ALESSANDRO	45
				0,000009%
207			CROCE MARIO	1
				0,000000%
3			SELLERI GIACOMO	70
				0,000014%
301			RENCUROSÌ VALTER MARIO	60
				0,000012%
302			CASIGLIANI TOMMASO	261
				0,000054%
304			MAGNANI DUILIO	0
1	D		GRONDA GABRIELLA	500
			Totale azioni	500
				0,000103%
305			TURATI INNOCENTINA	0
1	D		TURATI ANNAMARIA RAFFAELLA	110
			Totale azioni	110
				0,000023%
4			BRAMBILLA FRANCESCO	1.700
				0,000351%
5			ZANDEGIACOMO DE ZORZI FRANCESCO	1.000
				0,000206%
6			MAGNANI MARZIO	500
				0,000103%
7			CARDARELLI ANGELO	0
1	D		BLACKROCK ACTIVE SELECTION FUND	817
2	D		BLACKROCK INDEX SELECTION FUND	26.665
3	D		ARK LIFE ASSURANCE COMPANY LIMITED	9.685
4	D		GERANA SICAV-SIF S.A.	4.301
5	D		THE JUPITER GLOBAL FUND SICAV	767.974
6	D		T. ROWE PRICE FUNDS SICAV	154
7	D		MORGAN STANLEY INVESTMENT FUNDS	77
8	D		HELABA INVEST KAPITALANLAGEGESELLSCHAFT MBH	25.600
9	D		SHARES EUROPE SELECTION	5.586
10	D		NMM3 EUEQ JAM ACCOUNT	2.726
11	D		WIF- EUROPE OPPORTUNITIES	25.000

Elenco Interventuti (Tutti ordinati cronologicamente)

Assemblea Ordinaria

Badge	Titolare	Tipo Rap.	Deleganti / Rappresentati legalmente	Ordinaria
12	D		WIF-EUROPE DISCOVERY FUND	42.900
13	D		METZLER INVESTMENT GMBH	39.067
14	D		SCOTIA PRIVATE GLOBAL EQUITY POOL	75.500
15	D		SCHWAB INTERNATIONAL INDEX FUND	42.574
16	D		JTSB STB DAIWA STOCK INDEX FUND 9807	4.100
17	D		JAPAN TRUSTEE SERVICES BANK LTD	1.716
18	D		THE MASTER TRUST BANK OF JAPAN LTD	401.071
19	D		NN (L)	53.652
20	D		ING DIRECT	11.954
21	D		FIDELITY SAL ST SPARTAN GLOBAL EX US IN	21.059
22	D		SCHWAB FUNDAMENTAL INTER LARGE COMP IN F	8.009
23	D		FSP - RETAILING PORTFOLIO	149.700
24	D		FISHER INVESTMENTS FOREIGN EQUITY COLLEC	32.755
25	D		SEI INSTITUTIONAL MANAGED TRUST MULTI-AS	2.908
26	D		FIDELITY SAL ST T SPARTAN TOTAL INT IN F	2.012
27	D		ADVISOR MANAGED TRUST - TACTICAL OFFENSI	4.904
28	D		THE ADV.INNER C.CORNERST.AD.GL.PUB.EQ. F	3.463
29	D		GLOBAL X SCIENTIFIC BETA EUROPE ETF	436
30	D		BBH&CO BOS CUST FOR SEI INST INT TR EQUITY ACADIAN	109.261
31	D		PANAGORA RISK PARITY M.A.C.FD	575
32	D		SELECT EQUITY MASTER	534.137
33	D		HSBC GROUP HONG KONG LOCAL STAFF RETIREMENT BENEFIT SCHEME	693
34	D		BNP PARIBAS FLOREAL 70	10.102
35	D		BNP PARIBAS FLOREAL 30	8.769
36	D		FCP FIMA FRANCE PME	4.113
37	D		FCP NEUILLY ACTIONS	5.385
38	D		AREVA DIVERSIFIE DYNAMIQ	9.801
39	D		CONTI FLEXIBLE	4.478
40	D		FCP BNP PARIBAS ACTIONS EUROPE	14.075
41	D		FCP BNPP ACTIONS EUROLAND	184.840
42	D		CAMGESTION ACT. CROISS.	33.969
43	D		CAMGESTION AVENIR INVES.	18.019
44	D		FCP VALMAT 6	5.214
45	D		FCP CAMGEST VALEURS EURO	89.338
46	D		FCP REMIVALOR 2	6.465
47	D		FCP GERISO	669
48	D		FCP DIVERS D&O CAMGEST	16.066
49	D		FCP SELINGA INVEST.	2.500
50	D		FCP IRP AUTO ACTIONS EU	44.150
51	D		FCP SAKKARAH 2	10.600
52	D		EPARGNE DIVERSIFIE KINGFISHER	16.475
53	D		FCP SAKKARAH 5	15.900
54	D		AUXIF AVENIR	6.000
55	D		FCP BNP PARIBAS BEST SELECTION EURO	29.236
56	D		FCP SYCOMORE EUROPEAN RECOVERY	14.280
57	D		FCP SYCOMORE EUROPEAN GROWTH	54.700
58	D		FCP NATIO FONDS MONACO REVENUS	10.443
59	D		FCP BNP PARIBAS ACTIONS EUROLAND	21.998
60	D		FCP NF COMPTES GERES	7.075
61	D		FCP NF GALILEE	7.869
62	D		FCP NATIO FDS ATHENES INVEST N5	48.786

Elenco Intervenuiti (Tutti ordinati cronologicamente)

Assemblea Ordinaria

Badge	Titolare	Tipo Rap.	Deleganti / Rappresentati legalmente	Ordinaria
63	D		FCP SAINT MARTIN 3	54.150
64	D		FCP HP ACTIONS LAZARD	57.950
65	D		HENDERSON INSTIT EUROP INDEX OPP FUND	13.267
66	D		CAISSE DES DEPOTS ET CONSIGNATIONS	1.000.620
67	D		CANDRIAM BELGIUM MANDAT FRR	153.312
68	D		FONDS DE RESERVE POUR LES RETRAITES	7.109
69	D		ROBECO NV	12.125
70	D		WITAN INVESTMENT TRUST PLC	42.448
71	D		ALLIANZGI FONDS NASPA PENSIONS FONDS	1.300
72	D		ALLIANZGI FONDS AFE	1.181
73	D		SVCO III FONDS	4.000
74	D		SVCO FONDS	5.000
75	D		ALLIANZGI FONDS PENSIONS	1.715
76	D		ALLIANZGI FONDS PFALCO	7.060
77	D		ALLIANZGI FONDS PF2	3.175
78	D		ALLIANZGI FONDS PF1	7.450
79	D		ALLIANZGI FONDS TIBUR	835
80	D		ALLIANZGI FONDS ALCO	1.000
81	D		PRCO COFONDS I	5.000
82	D		LHCO FONDS	7.500
83	D		ALLIANZGI FONDS TSF	1.277
84	D		DBI FONDS ACU K	15.060
85	D		ALLIANZGI FONDS AKTIEN EUROPA	5.000
86	D		BAYVK A4 FONDS	10.283
87	D		UNIVERSAL-CAV	6.085
88	D		GA FUND L	532
89	D		THREE BRIDGES UCITS FUND	6.634
90	D		UBAM	82.264
91	D		BNP PARIBAS L1	377.483
92	D		BNP PARIBAS A FUND	37.224
93	D		PARVEST	872.256
94	D		METROPOLITAN RENTASTRO	55.668
95	D		BNP PARIBAS B PENSION BALANCED	183.684
96	D		BNP PARIBAS B PENSION STABILITY	11.741
97	D		BNP PARIBAS B INVEST	4.520
98	D		BNP PARIBAS FUND III NV	1.201
99	D		LEMBAGA TABUNG AMANAH PEKERJA	1.235
100	D		BPOPF M AND D TWO	120.700
101	D		IPAC SPEC INV STR INT SHARE STR NO 9	619
102	D		AMP CAP UNHEDGED GL SHS MULTI MAN FUND	3.064
103	D		MERCER UNHEDGED OVERSEAS SHARES TRUST	1.430
104	D		AUSTRALIAN CATHOLIC SUPERAN RETIREM FUND	1.522
105	D		INSURANCE COMMISSION OF WESTERN AUSTRALI	54.066
106	D		ENHANCED INDEX INTERNATIONAL SHARE FUND	18.773
107	D		TCORPIM INDEXED INT SHARE(UNHEDGED) F	1.842
108	D		WHOLESALE UNIT TRUST MSCI GLOB INDEX SHS	1.722
109	D		WHOLESALE UNIT TRUST GLOBAL SHARES F 3	1.433
110	D		WHOLESALE GLOBAL EQUITY INDEX FUND	782
111	D		AMP INTERNATIONAL EQUITY INDEX FUND	24.272
112	D		UNISUPER	2.002
113	D		TELEVIE CAP 1087 FCP SGM	43
114	D		FCP MOLINEL 15	3.136

Elenco Intervenuiti (Tutti ordinati cronologicamente)

Assemblea Ordinaria

Badge	Titolare	Tipo Rap.	Deleganti / Rappresentati legalmente	Ordinaria
115	D	FCP MOLINEL 14		1.164
116	D	FCP MOLINEL 11		2.836
117	D	ACM CAP 1066		160
118	D	ACM CAP 1050		305
119	D	ACM CAP 1048		31
120	D	ACM CAP 1046		85
121	D	ACM CAP 1044		95
122	D	ACM CAPM 1043		59
123	D	ACM CAP 1042		55
124	D	ACM CAP 1034		84
125	D	ACM CAP 1026		134
126	D	ACM CAP 1025		115
127	D	ACM CAP 1024		114
128	D	ACM CAP 1013		130
129	D	ACM CAP 1009		103
130	D	ACM CAP 1008		143
131	D	ACM CAP 1006		100
132	D	ACM CAP 1005		68
133	D	ACM CAP 1004		701
134	D	F F M 26		965
135	D	SICAV FADELIS INVEST		1.565
136	D	FCP SERENIS ALLEGRO 1165		381
137	D	FCP LES TROIS FONTAINES		1.000
138	D	FCP SERENIS MEZZO 1157		2.001
139	D	FCP DIATEC		1.500
140	D	FCP SERENIS ALLEGRO 1144		3.446
141	D	SICAV METISS		2.500
142	D	FCP SACRE COEUR		6.608
143	D	FCP DUPONT AND CO		735
144	D	FCP PYRENEES GLOBAL		1.135
145	D	FCP JPA		750
146	D	LES BRUYERES		750
147	D	FCP JCD FIVE		1.500
148	D	FCP_CAGNI		2.500
149	D	FCP SERENIS ADAGIO 1109		2.522
150	D	FCP MILLENAIRE		2.895
151	D	FCP CATILLON 1		1.395
152	D	FCP SERENIS CAP 1103		297
153	D	SERENIS CAP 1101		2.927
154	D	FCP SERENIS CAP 1099		100
155	D	FCP YORELA		6.699
156	D	PI CH - EUROPEAN EX SWISS EQUITIES TRACKER EX SL		4.907
157	D	PI CH-WORLD EX SWISS EQUITIES TRACKER US		11.599
158	D	BANQUE PICTET & CIE SA		10.694
159	D	GLOBAL OPPORTUNITY FUND		5.110
160	D	CADMOS-GULE EUROPEAN ENGAGEMENT FUND		7.000
161	D	PICTET-EUROPE INDEX		34.017
162	D	SHINKO GLOBAL EQUITY INDEX MOTHER FUND		375
163	D	WORLD EQUITY ACTIVE MOTHER FUND		11.097
164	D	FTSE-EDHEC RISK EFFICIENT INT DEVELOPED COUNTRIES INDEX		571
165	D	GIVI GLOBAL EQUITY FUND CLT AC		1.438

Elenco Interventuti (Tutti ordinati cronologicamente)

Assemblea Ordinaria

Badge	Titolare	Tipologia Rap.	Deleganti / Rappresentati legalmente	Ordinaria
166	D		RBC FUNDS LUX	1.955
167	D		ALPHA UCITS SICAV	50.000
168	D		QUAESTIO CAPITAL FUND	695
169	D		COMGEST GROWTH PLC	703.044
170	D		UNIVERSE THE CMI GLOBAL NETWORK FUND	23.409
171	D		OFI MULTI SELECT	10.000
172	D		SWISS RE EUROPE S.A	80.000
173	D		BLACKROCK INSTITUTIONAL POOLED FUND PLC	4.566
174	D		SHELL TRUST (BERMUDA) LTD AS TRUSTEE OF THE SHELL OVERSEAS C.P. FUND	8.358
175	D		SHELL TRUST (BERMUDA) LIMITED AS TRUSTEE	2.164
176	D		NFS LIMITED TRAFALGAR COURT LES BANQUES	6.468
177	D		NFS LIMITED TRAFALGAR COURT LES BANQUES	6.723
178	D		SAS TRUSTEE CORPORATION	16.712
179	D		H.E.S.T. AUSTRALIA LIMITED	14.258
180	D		TEACHERS' RETIREMENT SYSTEM OF THE CITY OF NEW YORK	9.512
181	D		INTECH INTER SHARES HIGH OPPORTUN. TRUST	3.162
182	D		UBS GLOBAL ASSET MANAGEMENT LIFE LTD	40.776
183	D		BANCO CENTRAL DE TIMOR EST	12.570
184	D		THE THOMSON HOLDINGS INC.GROUP PENSION P	24.000
185	D		CONNECTICUT GENERAL LIFE INSURANCE COMPA	1.955
186	D		GAMMA EMIRATES INVESTMENT L.L.C. EM	449
187	D		ROCKEFELLER & CO., INC	13.040
188	D		JPMORGAN CHASE BANK N.A.	838
189	D		JPMORGAN CHASE BANK	28.473
190	D		IBM PERSONAL PENSION PLAN TRUST	16.386
191	D		ACCIDENT COMPENSATION CORPORATION	21.801
192	D		ACCIDENT COMPENSATION CORPORATION	120.500
193	D		YOUNG WOMENS CHRISTIAN ASS RET FD	4.080
194	D		FIDELITY INVESTMENTS MONEY MANAGEMENT INC	704
195	D		THE BARCLAYS BANK UK RETIREMENT FUND	12.108
196	D		ISHARES EDGE MSCI WORLD MINIMUM VOLATILI	87
197	D		IBM PERSONAL PENSION PLAN TRUST	934
198	D		BLACKROCK SCREEN WHOLE INDEXED INT EQ FD	324
199	D		SOCIAL INSURANCE ORGANIZATION	54.900
200	D		HARTFORD LIFE INSURANCE COMPANY	4.244
201	D		BANCO CENTRAL DE TIMOR EST	15.092
202	D		WSSP INTERNATIONAL EQUITIES TRUST	3.652
203	D		BLACKROCK INDEXED ALL-COUNTRY EQUITY FUN	811
204	D		SUPERANNUATION FUNDS MANAGEMENT CORPORATION OF SOUTH AUSTRALIA	148.000
205	D		EUROPACIFIC GROWTH FUND	2.280.000
206	D		UBS (US) GROUP TRUST	5.149
207	D		QANTAS SUPERANNUATION PLAN	4.803
208	D		BLACKROCK WHOLESALE INDEXED INTERNATIONA	13.035
209	D		AXA EQUITABLE LIFE INSURANCE CO	1.995
210	D		LUCRF PTY LTD FOR THE LABOUR UNION CO-O	1.137
211	D		ADVANCE INTERNATIONAL SHARE INDEX FUND	7.038
212	D		UBS ASSET MANAGEMENT LIFE LTD	64
213	D		FLEXSHARES STOXX GLOBAL ESG IMPACT INDEX	62
214	D		T ROWE PRICE INTERNATIONAL EQUITY INDEX	5.670

Elenco Intervenuti (Tutti ordinati cronologicamente)

Assemblea Ordinaria

Badge	Titolare	Tipo Rap.	Deleganti / Rappresentati legalmente	Ordinaria
215	D		JNL/BLACKROCK GLOBAL ALLOCATION FUND	102.524
216	D		EQ ADV. TRUST AXA INTL.CORE MANAGED VOLA	10.148
217	D		SBC MASTER PENSION TRUST	31.728
218	D		SBC MASTER PENSION TRUST SBC MASTER PENSION TRUST 208	6.860
219	D		FLEXSHARES MORNINGSTAR DEVELOPED MARKETS	3.510
220	D		MFS INSTITUTIONAL INTERNATIONAL EQUITY F	447.956
221	D		NVIT INTERNATIONAL INDEX FUND	25.782
222	D		SBC MASTER PENSION TRUST	10.863
223	D		RETIREMENT INCOME PLAN OF SAUDI ARABIAN OIL COMPANY	833
224	D		FUNDACAO CALOUSTE GULBENKIAN	2.144
225	D		EQ.ADVISORS TRUST - AXA TEMPLETON GLOBAL	2.041
226	D		EQ ADVISORS TRUST-AXA GLOBAL EQ MANAGED	8.770
227	D		JNL/MELLON CAPITAL INTNAL INDEX FUND	31.349
228	D		EQ ADVISORS TST - ATM INTERNATIONAL MANA	18.923
229	D		PUBLIC EMPLOYEES RETIREMENT SYSTEM OF OHIO	134.925
230	D		PUBLIC EMPLOYEES RETIREMENT SYSTEM OF OHIO	10.255
231	D		PUBLIC EMPLOYEES RETIREMENT SYSTEM OF OHIO	9.502
232	D		THE MASTER TRUST BANK OF JAPAN LTD	192.571
233	D		THE MASTER TRUST BANK OF JAPAN, LTD AS TRUSTEE FOR MUTB400045796	223.649
234	D		SANLAM LIFE AND PENSIONS UK LIMITED	5.389
235	D		STICHTING SHELL PENSIOENFONDS	14.698
236	D		SOMERSET COUNTY COUNCIL PENSION FUND	64.657
237	D		SHELL PENSIONS TRUST LIMITED AS TRUSTEE OF SHELL CONTRIBUTORY PENSION FUND	12.558
238	D		THE MASTER TRUST BANK OF JAPAN, LTD. AS TRUSTEE FOR MUTB400045792	178.759
239	D		MASTER TRUST BANK OF JAPAN, LTD. PENSION	214.179
240	D		KAPITALFORENINGEN PENSAM INVEST PSI 30 EUROPÆISKE AKTIER	10.146
241	D		JUPITER EUROPEAN OPPORTUNITIES TRUST PLC	246.551
242	D		ALLIANZGI-FONDS DSPT	6.439
243	D		FIDELITY PURITAN FUND	81.800
244	D		BUREAU OF LABOR FUNDS- LABOR PENSION FUND	8.910
245	D		BUREAU OF LABOR FUNDS- LABOR PENSION FUND	2.503
246	D		NATIONWIDE INTERNATIONAL INDEX FUND	19.301
247	D		TRUST AND CUSTODY SERVICED BANK LIMITED	21.679
248	D		VANTAGETRUST III MASTER COLLECTIVE INVES	5.614
249	D		EQ.ADVISORS TRUST-AXA/AB DYNAMIC GROWTH	7.335
250	D		EQ ADVISORS TRUST-AXA INTL.MANAGED VOLAT	24.874
251	D		JNL/WMC FOCUSED INTERNATIONAL EQUITY FD	402.119
252	D		STICHTING PENSIOENFONDS VOOR HUISARTSEN	10.876
253	D		VIRTUS INTERNATIONAL WEALTH MASTERS FUND	132
254	D		THE MASTER TRUST BANK OF JAPAN	3.901
255	D		BUREAU OF LABOR FUNDS-LABOR INSURANCE FUND	4.576
256	D		BUREAU OF LABOR FUNDS-LABOR INSURANCE FUND	780
257	D		STATE OF WYOMING	7.394
258	D		CITY OF PHILADELPHIA PUBLIC RETIREMENT	8.165
259	D		MISSOURI EDUCATION PENSION TRUST	41.249
260	D		NEW YORK STATE COMMON RETIREMENT FUND	59.559

Elenco Intervenuti (Tutti ordinati cronologicamente)

Assemblea Ordinaria

Badge	Titolare	Tipo Rap.	Deleganti / Rappresentati legalmente	Ordinaria
261	D		STATE OF WYOMING	79.205
262	D		FIDELITY INVESTMENT FUNDS - FIDELITY	9.331
263	D		FIDELITY INVESTMENT FUNDS - FIDELITY MONEYBUILDER WORLD INDEX FUND	2.229
264	D		PROSHARES HEDGED FTSE EUROPE ETF	81
265	D		O`SHARES FTSE EUROPE QUALITY DIVIDEND ET	1.610
266	D		KATHERINE C. MOORE CHARITABLE LEAD ANNUITY TRUST II	471
267	D		NEW MEXICO STATE INVESTMENT COUNCIL	11.285
268	D		FRANKLIN TEMPLETON COLLECTIVE INVESTMENT TRUST - FRANKLIN NON - U.S. EQUITY TRUST	5.900
269	D		DFE ASSET MANAGEMENT LLC	6.755
270	D		THE RANDOLPH FOUNDATION	3.190
271	D		THE KATHERINE MOORE REVOCABLE TRUST	541
272	D		MASTER TRUST FOR SIEMENS PENSION PLANS	7.400
273	D		MASTER TRUST FOR SIEMENS SAVINGS PLANS	16.373
274	D		PENSION TRUST FUND FOR OPERATING ENGINEE	80.000
275	D		FRANKLIN SIERRA NON US EQUITY TRUST	45.000
276	D		FM KIRBY DTD TRUST 1/3/75 FBO JEFFERSON W KIRBY	185
277	D		UBS MSCI WORLD MINIMUM VOLATILITY INDEX	17.313
278	D		REG RETR EMPL MANUELS VILLE MONTREAL	2.758
279	D		RBC EUROPEAN DIVIDEND FUND	30.421
280	D		MANULIFE INTERNATIONAL EQUITY INDEX FUND	743
281	D		HEX FOSSIL FUEL-FREE ACWI F BUREAU 4200	1.293
282	D		HEXAVEST WORLD FUND	44.745
283	D		HEXAVEST EUROPE FUND	54.620
284	D		RBC EUROPEAN EQUITY FUND	1.659.349
285	D		FONDS COMMUN REG RETRAITE UNIVERSIT LAV	914
286	D		BOMBARDIER TRUST(CANADA) GLOBAL EQUIT FU	3.018
287	D		THE BOMBARDIER TRUST (UK)	2.141
288	D		DFC GLOBAL EQUITY FUND	17.392
289	D		RBC INTERNATIONAL EQUITY FUND	136.031
290	D		RBC BALANCED FUND	71.714
291	D		MFS INTERNATIONAL EQUITY FUND	22.475
292	D		BEUTEL GOODMAN TOTAL WORLD EQUITY FUND	640
293	D		BEUTEL GOODMAN GLOBAL FUND	69.500
294	D		BEUTEL GOODMAN INTERNATIONAL EQ FND	38.700
295	D		BEUTEL GOODMAN BALANCED FUND	199.300
296	D		MANITOBA TELECOM SERV&PARTECIP SUBS EMPL	509
297	D		RBC GLOBAL BALANCED FUND	18.193
298	D		CIDEL BANK & TRUST INC AS TRUSTEE	710
299	D		RBC TOR POOLED CLTS A/C	2.800
300	D		REGENT STRAT EUROPEAN EQUITY	17.502
301	D		CENTRAL FINANCE BOARD METHODIST CHURCH	1.420
302	D		SOUTH YORKSHIRE PENSIONS AUTHORITY	33.000
303	D		WEST MIDLANDS METROPOLITAN AUT PENS FD	37.000
304	D		WEST YORKSHIRE PENSION FUND	100.000
305	D		BBH INTERNATIONAL EQUITY FUND	396.313
306	D		VANGUARD GLOBAL EQUITY FUND	16.703
307	D		VANGUARD EUROPEAN STOCK INDEX FUND	285.815
308	D		VANGUARD DEVELOPED MARKETS INDEX FUND	720.266
309	D		FIDELITY FUNDS SICAV	250.659

Elenco Interventi (Tutti ordinati cronologicamente)

Assemblea Ordinaria

Badge	Titolare	Tipo Rap.	Deleganti / Rappresentati legalmente	Ordinaria
310	D		GIM SPECIALIST INVESTMENT FUNDS	2.111
311	D		VANGUARD TOTAL WORLD STOCK INDEX FUND	35.325
312	D		VANGUARD FTSE ALL-WORLD EX US INDEX FUND	239.609
313	D		VANGUARD FUNDS PLC	33.787
314	D		VANGUARD INVESTMENT SERIES, PLC	240.911
315	D		HSBC SEOUL BRANCH ACTING AS TRUSTEE FOR BARING GLOBAL DYNAMIC ASSET ALLOCATION MASTER FUND	65
316	D		IRCOM RETRAITE DIVERSIFIE	25.506
317	D		FCP ALM ACTIONS EURO	313.080
318	D		FCP SAKKARAH 7	4.097
319	D		AXA FRANCE VIE	8.217
320	D		AXA FRANCE VIE	44.613
321	D		AXA FRANCE VIE	33.000
322	D		AXA CORPORATE SOLUTIONS ASSURANCE	100.290
323	D		AXA FRANCE VIE	27.000
324	D		AXA FRANCE VIE	31.000
325	D		AXA FRANCE VIE	70.988
326	D		LA MUTUELLE SAINT CHRISTOPHE	4.528
327	D		AXA FRANCE VIE	2.868
328	D		AXA INVESTMENT MANAGERS DE GMBH	63.000
329	D		AXA EURO DIVIDEND D	7.243
330	D		AXA EURO DIVIDEND L	23.000
331	D		AXA EURO DIVIDEND S	60.299
332	D		AXA EURO DIVIDEND K	40.000
333	D		AXA LEBEN AG	322.638
334	D		FCP CM-CIC SILVER ECONOMIE	7.989
335	D		FCP BRONGNIART PATRIMOINE	13.936
336	D		SICAV MOLINEL 16	2.564
337	D		FCP SERENIS ADAGIO 1118	1.120
338	D		SICAV C I P E C	7.500
339	D		FCP GAILLON SECTORIEL	6.386
340	D		FCP UNION EUROPE	210.000
341	D		CONSTRUCTION AND BUILDING UNIONS SUPERAN	1
342	D		FIDUCIARY TRUST COMPANY INTERNATIONAL AS	3.428
343	D		VANGUARD INTERNATIONAL SHARE INDEX FUND	44.352
344	D		ONEPATH LOW VOLATILITY GLOBAL EQ IN POOL	8.381
345	D		ONEPATH GLOBAL SHARES LARGE CAP UNHEDGED	19.047
346	D		CARBON AWARE INTERNATIONAL SHARES FUND	2.222
347	D		EQ ADVISORS TRUST - AXA SMARTBETA EQUITY	300
348	D		AVIVA LIFE & PENSIONS UK LIMITED	21.764
349	D		UNIVERSITIES SUPERANNUATION SCHEME	129.338
350	D		VANGUARD TOTAL INTERNATIONAL STOCK INDEX	1.949.351
351	D		VANGUARD FID COMPANY EUROPEAN STOCK INDE	9.730
352	D		AVIVA LIFE AND PENSIONS UK LIMITED	32.050
353	D		STICHTING DEPOSITARY APG DEVELOPED MARKETS EQUITY MINIMUM VOLATILITY POOL	246.665
354	D		1290 FUNDS - 1290 SMARTBETA EQUITY FUND	300
355	D		FTSE ALL WORLD INDEX FUND	8.985
356	D		FRIENDS LIFE LIMITED	35.183
357	D		REASSURE LIMITED	5.616
358	D		HSBC EUROPEAN INDEX FUND	31.193
359	D		FRIENDS LIFE AND PENSIONS LIMITED	2.432

Elenco Interventuti (Tutti ordinati cronologicamente)

Assemblea Ordinaria

Badge	Titolare	Tipo Rap.	Deleganti / Rappresentati legalmente	Ordinaria
360	D		HSBC ETFS PLC	10.987
361	D		HSBC GLOBAL INVESTMENT FUNDS	2.316
362	D		AXA ASSICURAZIONI SPA	58.905
363	D		SC EUROPEAN EQUITIES PASSIVE FUND	2.012
364	D		SC EUROPEAN EQUITIES FUND	7.126
365	D		AXA PORTUGAL SEGUROS SA	9.135
366	D		TRUST E CUSTODY SERVICES BANK LTD	12.452
367	D		TRUST & CUSTODY SERVICES BANK LTD AS TRUSTEE FOR PENSION INVESTMENT FUND TRUST NUMBER 21	721
368	D		LOMBARD ODIER FUNDS (SWITZERLAND) SA I3D	22.101
369	D		SWISS NATIONAL BANK	1.060.196
370	D		GAM INVESTMENT MANAGEMENT (SWITZERLAND) LTD.	120.284
371	D		FCP GROUPAMA AAEXA	2.018
372	D		FCP MICHELET UK TUNNEL	827
373	D		FCP ASTORG FLEXIBLE ALLOCATION	5.227
374	D		FCP ASTORG CROISSANCE EMERGING	7.201
375	D		DEL VECCHIO CLAUDIO	2.831.000
376	D		AZL NFJ INTERNATIONAL VALUE FUND	696
377	D		BMO FBO NEW BROOKDALE PR GTBNTR	903
378	D		NKB SII EUROPE GROWTH	3.530
379	D		NKB SII GLOBAL AKTIER MIN RISIKO	28.780
380	D		CITI RETIREMENT SAVINGS PLAN	42.465
381	D		EMPLOYEES RETIREMENT SYSTEM OF TEXAS	181.700
382	D		DEUTSCHE XTRKS MSCI ALL WORLD HDG	728
383	D		DREYFUS SEL MGR LS THREE BRIDGES	13.384
384	D		DREYFUS STRATEGIC BETA GLOBAL EQ FD	46
385	D		PRHF PHS HARDING LOEVNER	18.000
386	D		BOK MCM DM PEQ	1
387	D		SUBSIDIZED SCHOOLS P FUND NORTHERN	4.205
388	D		ING INVESTMENT MANAGEMENT	27.981
389	D		AOHIT HAI RHUMBLINE EAFE	97
390	D		HRCR RPMT HAP RHUMBLINE EAFE	92
391	D		PS FTSE LO BT EQ WT PORT	3.513
392	D		KAPITALFORENINGEN EMD INVEST, GLOBALE AK TIER/II	3.527
393	D		KAPITALFORENINGEN EMD INVEST, GLOBALE AK TIER/III	4.983
394	D		GREAT WEST MFS INTERNATIONAL GR FD	18.222
395	D		EARNEST PARTNERS	11.749
396	D		55005 UP GLOBALE AKTIER II	20.172
397	D		NKB INVEST GLOBALE AKTIER BASIS	6
398	D		RPTCL GRPF ARP MAG	1.110
399	D		NYKREDIT INVEST TAKTISK ALLOKERING	19
400	D		NKB 31019 MM INVEST GLOBALE AKTIER	5.788
401	D		NKB 31020 MM INVEST GLOBAL AKT AKK	2.726
402	D		NKB 10513 GLOBAL DIVERSIFIED	7.227
403	D		56053 IP GLOBAL EQUITIES I	8.922
404	D		70030 PD GLOBALE AKTIER VII	15.760
405	D		GOLDMAN SACHS GMS ERISA GROUP TRUST	16.530
406	D		WILLIAM BLAIR NONUS EQUITY LLCLC	64.585
407	D		NONUS EQUITY MGRS PORT 1 W BLAIRIR	17.049
408	D		TACS NONUS EQUITY CORE MKT CONTINU	19.866
409	D		PS FTSERAFI EU UCITS ETF BNYMTCIL	100
410	D		PS FTSE RAFI DEVEL MAR EXUS PORT	5.852

Elenco Interventuti (Tutti ordinati cronologicamente)

Assemblea Ordinaria

Badge	Titolare	Tipo Rap.	Deleganti / Rappresentati legalmente	Ordinaria
411	D		PRU INV PRT INC PRU BALANCED FD	339
412	D		PSF GLOBAL PORTFOLIO WB	52.911
413	D		GREAT WEST INTERNATIONAL INDEX FUND	1
414	D		DESERET MMRP FISHER INVESTMENTS	1
415	D		NATIONAL BANK TRUST	8.062
416	D		PFI INTL EQUITY INDEX FUND	12.087
417	D		BNYTD CF PURISIMA EAFE TOTAL RTN FD	1.543
418	D		PFI GLOBAL MULTI STRATEGY FD AQ	22.371
419	D		CTJ RE STANLIB GLOBAL EQUITY FD AB	1.200
420	D		CTJ RE STANLIB GLOBAL EQ HOSKING	13.841
421	D		PACIFIC LIFECORP	348
422	D		IQ 50 PERCENT HEDGED FTSE INTL ETF	2.662
423	D		IQ 50 PERCENT HEDGED FTSE EURO ETF	1.487
424	D		DEP QF SSGA NONUS EQUITY H1	1.197
425	D		DEP QF SSGA NONUS EQUITY R2	1.546
426	D		DEP QF SSGA NONUS EQUITY B1	764
427	D		DEP QF SSGA NONUS EQUITY B2	927
428	D		GS ACTIVE BETA INTL EQUITY ETF	21.246
429	D		GS ACTIVEBETA EUROPE ETF	2.577
430	D		DB FISHER INVEST	18.725
431	D		BLACKROCK GLOBAL FUNDS	38.254
432	D		DEUTSCHE XTRK MSCI EMU HDG EQ ETF	1.874
433	D		VOYA INTERNATIONAL INDEX PORTFOLIO	189
434	D		EARNEST	55.914
435	D		CC COL EAFE Q UN 2	1.100
436	D		CC COL EAFE Q UN 1	800
437	D		GNPF COL EAFE GINNA Q	1.000
438	D		NMPF COL EAFE NMP Q	800
439	D		DAEC NQ SSGA TAX	290
440	D		DAEC Q SSGA INTL TC	274
441	D		NEXTERA DB WILLIAM BLAIR INTL PENSION PLANS OF NEXTERA ENERGY INC AND ITS AFFILIATESS	41.574
442	D		PB SSGA INTL EQ TAX	2.146
443	D		PS6F STATE STREET INTL EQ	8.047
444	D		SR5F PARAMETRIC DELTA SHIFT	433
445	D		SEMPRA ENERGY PENSION MASTER TRUST	5.963
446	D		TEACHERS' RETIREMENT SYSTEM OF LOUISIANA	1
447	D		AIF 21106 LPI AKT GLOBALE II	34.475
448	D		BLL AQUILA LIFE EUROPEAN EQUITY	351.959
449	D		BLL ASCENT LIFE EUROPEAN	7.214
450	D		BLL AQUILA LIFE GLOBAL MINIMUM	18.675
451	D		BLL AQUILA LIFE MSCI WORLD FUND	27.749
452	D		PFI MULTI MGR EQTY LNG SHRT FD TBC	13.285
453	D		PMRF PHS PENSION HARDING	6.000
454	D		MIRF FISHER FRN LRG	41.800
455	D		DEUTSCHE XTRKS MSCI EURO CCYHDG	48.205
456	D		MIRF MFS FOREIGN LARGE	11.674
457	D		USMIA GLOBAL EQUITY	607
458	D		WI COOK FOUNDATION INC	23.605
459	D		BANK OF AMERICA TESE OMNIBUS	196
460	D		BOA OMNIBUS PERAMETRIC	1.818
461	D		RBS COMGEST	310.089

Elenco Interventuti (Tutti ordinati cronologicamente)

Assemblea Ordinaria

Badge	Titolare	Tipo Rap.	Deleganti / Rappresentati legalmente	Ordinaria
462	D		SBSA GEPF BLACKROCK EQUITY	21.122
463	D		AARP FISHER INV INTL	23.430
464	D		RBS GTP	247.107
465	D		ROWF GT ALPHAEXTEAFE	12.545
466	D		BAYLOR UNIVERSITY	7.647
467	D		BCC GTP	72.882
468	D		DEUTSCHE XTRKS MSCI EAFE CCYHDG	98.758
469	D		PGTF DR NON US EQUITY GT	5.101
470	D		ABN AMRO PF UBS MINVAR	125.116
471	D		ABN AMRO PF BR MINVAR	126.640
472	D		DBX FTSE DEV EX US COMP FACTOR	13
473	D		AB FOODS HEXAVEST	3.027
474	D		CLHF HARDING LOEVNER	7.000
475	D		CLSF HARDING LOEVNER	33.000
476	D		RTC APS	627
477	D		SAEF SCE PANAGORA QUAL	3.065
478	D		SCEF MARATHON LONDON	747
479	D		SYPF HARDING LOEVNER	21.300
480	D		AWAF AWAC WELLINGTON	4.013
481	D		SPARTAN INTL INDEX	219.469
482	D		BELLSOUTH CORP RFA VEBA TRUST	5.431
483	D		CP2F SELECT EQUITY INTL	47.325
484	D		DREYFUS INTERNATIONAL STOCK INDEX FUND	7.051
485	D		FPCF SSGA MSCI WORLD EXUS	2.594
486	D		FPCF SSGA EDHEC	907
487	D		LF1F FISHER ASSET MGMT	22.384
488	D		DEUTSCHE XTRK MSCI ITALY HDG ETF	1.530
489	D		MNVF SSGA INTL EQUITY	916
490	D		NHTF FISHER INVESTMENTS	40.435
491	D		SHELL PENSION TRUST .	8.932
492	D		OSUF SELECTEQTY BAXTERST	49.378
493	D		DRMA LTD	13.432
494	D		ATANDT UNION WELFARE BENEFIT TRUST	2.512
495	D		WF AGILITY GLOBAL EQUITY IMPACT LLC	8.332
496	D		C9W CITW FD PARAMETRIC	148
497	D		BLACKROCK ACWI USIMI	48.960
498	D		UFJF MCM MSCI WORLD FD	2.055
499	D		GBIF GABELLI TRADING HOLDINGS LLC	4.000
500	D		PUBLIC EMPLOYEE RETIREMENT SYSTEM OF IDAHO	8.538
501	D		CE8F EARNEST PTRS ILCE	130.125
502	D		NSNF PARA EAFE MONTI	1.260
503	D		NSNF PARA EAFE PI 1	1.446
504	D		NSNF PARA EAFE PI 2	673
505	D		THE ANNIE E. CASEY FOUNDATION	20.310
506	D		IH1F WILLIAM BLAIR	15.199
507	D		IH3F WILLIAM BLAIR	28.176
508	D		FLORIDA GLOBAL EQUITY FUND LLC	27.115
509	D		BNVF NSTEC FISHER GBL EQ	8.800
510	D		OICF OICL OCICL MARATHN	23.009
511	D		PGEF PG E QUALIFIED PANAGORA EAFE	6.162
512	D		CZ AANDELEN SSGA	2.007
513	D		FONDS GEV	3.810

Elenco Intervenuiti (Tutti ordinati cronologicamente)

Assemblea Ordinaria

Badge	Titolare	Tipo Rap.	Deleganti / Rappresentati legalmente	Ordinaria
514	D		FONDS GES B	2.600
515	D		AXA BELGIUM GENERATE FUND	1.118
516	D		AXA BELG PRO 50	6.300
517	D		ACHMEA POOLS FC AWW	4.526
518	D		APVIE	2.050
519	D		CENTRAL STATES SOUTH EAST AND SOUTH WEST AREAS PENSION FUND	4.493
520	D		FSEAF F208	38.631
521	D		NBK SSGA EQ 2	3.181
522	D		NBK UBS EQ	2.519
523	D		AZL INTERNATIONAL INDEX FUND	479
524	D		AZL BLACKROCK GLOBAL ALLOCATION FUND	11.361
525	D		DEUTSCHE XTRK MSCI STH EUR HDG ETF	526
526	D		BFTF MFS INTERNATIONAL	6.118
527	D		CASEY FP HOSKING GLOBAL	5.599
528	D		COUNTY EMPLOYEES ANNUITY AND BENEFIT FUND OF COOK COUNTY	7.930
529	D		US BANK GUIDEMARK WORLD EX US FUND	11.173
530	D		US BANKAK STEEL MASTER PENS TRR	819
531	D		US BANK TAX EXEMPT OMNI REP NONRECC	246
532	D		USBK REGIONAL TRANSPORTATION DSPP	238
533	D		USBK ROCKEFELLER EQUITY ALLOCAT FD	18.003
534	D		OKLAHOMA STATE UNIVERSITY FOUNDATION	15.000
535	D		USBK AHAI RHUMBLINE ADVISERS	210
536	D		B4305 FRB S LUND RES TR FBO B LUND	434
537	D		B4306 FRB M LUND REV TR	718
538	D		USBK AMERICAN HEART ASSOCIATION INC	279
539	D		USBK BBIEF BLACKROCK INVT MGMT LLC	2.999
540	D		BRIDGE BUILDER INTERNATIONAL EQUITY FUND	239.970
541	D		BNYMTD BFM BLK SYSTEM CONT EUR FUND	175
542	D		WILLIAM BLAIR CAR	4.259
543	D		WILLIAM BLAIR CFT	5.287
544	D		IADF WHPI FISHER INV	2.567
545	D		IADF WELLMARK FISHER INV	1
546	D		RZSF1501 GLOBAL EQ HEXEVEST	3.640
547	D		IIIF III MARATHON INTERNATIONAL	12.743
548	D		AP7 EQUITY FUND	154.910
549	D		ALASKA PERMANENT FUND CORPORATION	5.872
550	D		ALASKA PERMANENT FUND CORPORATION	14.517
551	D		BPS LEGAL AND GENERAL EUR BPSLGEUR	26.322
552	D		HRMF MFS INSTITUTIONAL AD	5.217
553	D		1253 APG DME CORE EU	108.444
554	D		2023 APG DME CON DISC	63.478
555	D		2049 APG DME ARROWST	160.139
556	D		UA LOCAL UNION OFFICERS AND EMPLOYEES PENSION FUND	23.000
557	D		SSGA GLOBAL TEMC STRAT POOL	1.506
558	D		MASSEY INTECH	2.580
559	D		CEP DEP IP EURO EX UK ENH IND FD	149
560	D		PANAGORA RISK PARITY MULTI ASSET MASTER FUND LTD	4.133
561	D		ARCH RE LTD COMGEST EURO EQUITY	16.726

Elenco Intervenuti (Tutti ordinati cronologicamente)

Assemblea Ordinaria

Badge	Titolare	Tipo Rap.	Deleganti / Rappresentati legalmente	Ordinaria
562	D		MIDDLETOWN WORKS HOURLY AND SALARIED UNION RETIREEES HEALTH CARE FUND	762
563	D		AON HEWITT COLLECTIVE INVESTMENT TRUST	2.019
564	D		CPA COP PSERS MARATHON	62.891
565	D		CPA COP PSERS PSERS ACWI X US INDEX	25.366
566	D		CPU COP PMRS JARISLOWSKY FRASER	21.250
567	D		CPZ COP SERS MCM MSCI WORLD X US	35.855
568	D		ENSIGN PEAK FISHER INVESTMENTS	133.275
569	D		ENSIGN PEAK SELECT EQUITY	330.015
570	D		LOUISIANA STATE ERS MSCI EXUS INDEX	1.784
571	D		NV PERS MELLON CAPITAL INDEX	59.807
572	D		NV PERS SSGA EAFE INDEX	32.339
573	D		NV RBIF ALLNCEBRNSTN INTL EQ	1.023
574	D		NCUF BR EAFE LC GROWTH	18.577
575	D		TEA BLACKROCK INC INTL	48.188
576	D		UTC EDHEC BLACKROCK UNITED TECHNOLOGIES CORPORATION MASTER RETIREMENT	1.363
577	D		UTC MFS INVESTMENT MGMT	11.317
578	D		AST GS MULTI ASSET PORT LIQ PDHB	1.901
579	D		SP VAN DE NEDERLANDSCHE BANK	2.083
580	D		MIN DEF PF OMAN MARATHON EAFE	8.881
581	D		POOL RE L AND G MSCI EQ	1.189
582	D		BLL AQUIL LIFGLO3000 FMEN WHT INDFD	7.159
583	D		AST INTL GROWTH WB PD51	183.772
584	D		PSF SP INTL GROWTH WB PD71	5.700
585	D		AST ADVANCED STRAT WB PD14	194.957
586	D		PENN SERIES DEV INTL INDEX FUND	1.314
587	D		PHC SSGA EQ	16.173
588	D		PF INTERNATIONAL LARGE CAP FUND	11.306
589	D		BNYMTD BLK CONT EUR EQ TRCK FD INV	93.572
590	D		FLORIDA RETIREMENT SYSTEM .	23.781
591	D		BLACKROCK WORLD EX FLORIDA RET SYS	69.231
592	D		METROPOLITAN WATER RECLAMATION DISTRICTRETIREMENT FUND	1.886
593	D		OPERATING ENGINEERS LOCAL 101 PENSION FUND	30.000
594	D		PENSION RESERVES INVESTMENT TRUST FUND	124.469
595	D		EMPLOYEES' RETIREMENT SYSTEM OF THE STATE OF HAWAII	123.012
596	D		BELL ATLANTIC MASTER TRUST	50.057
597	D		VERIZON MASTER SAVINGS TRUST .	2.576
598	D		DUKE ENERGY QUALIFIED NUCLEAR DECOMMISSIONING	11.792
599	D		HOWARD HUGHES MEDICAL INSTITUTE	178.895
600	D		INDIANA PUBLIC RETIREMENT SYSTEM	10.105
601	D		LINCOLN VARIABLE INSURANCE PRODUCTS TRUST LVIP SSGA INTERNATIONAL INDEX FUND	33.063
602	D		MERCY INVESTMENT SERVICES INC	947
603	D		PUBLIC EMPLOYEES RETIREMENT SYSTEM OFMISSISSIPPI	61.685
604	D		PUBLIC EMPLOYEES RETIREMENT SYSTEM OFMISSISSIPPI	153.900
605	D		THE ROCKEFELLER FOUNDATION	5.094
606	D		AGI PPI NR 30 HEL 1482 03 5601 SPK	3.071
607	D		AGI VGL IDLC 8478 22 6364 SPK	800.545
608	D		AGI VKA IDLC 8502 08 6344 SPK	60.035

Elenco Interventi (Tutti ordinati cronologicamente)

Assemblea Ordinaria

Badge	Titolare		Ordinaria
	Tipo Rap.	Deleganti / Rappresentati legalmente	
609	D	PUBLIC EMPLOYEES RETIREMENT ASSOCIATION OF NEW MEXICO	11.184
610	D	BOARD OF PENSIONS OF THE EVANGELICAL LUTHERAN CHURCH IN AMERICA	2
611	D	FAIRFAX COUNTY POLICE OFFICERS RETIREMENT SYSTEM	19.300
612	D	FAIRFAX COUNTY UNIFORMED RETIREMENT SYSTEM	8.569
613	D	FAIRFAX COUNTY EMPLOYEES RETIREMENT SYSTEM	32.155
614	D	THE STATE OF CONNECTICUT ACTING THROUGH ITS TREASURER	76.048
615	D	SOUTH CAROLINA RETIREMENT SYSTEMS GROUP TRUST	5
616	D	ULLICO INTERNATIONAL GROUP TRUST	4.228
617	D	ULLICO DIVERSIFIED INTERNATIONAL EQUITY FUND LP	38.382
618	D	UPS GROUP TRUST	40.017
619	D	REGENTS OF THE UNIVERSITY OF MICHIGAN	49.710
620	D	INTERNATIONAL BANK FOR RECONSTRUCTION AND DEVELOPMENT	2.341
621	D	INTERNATIONAL BANK FOR RECONSTRUCTION AND DEVELOPMENT	1.308
622	D	PRUDENTIAL INVESTMENT PORTFOLIO 2 PRUDENTIAL QMA INTL DEVELOPED MRKTS INDEX FUND	219
623	D	FGT FRK INTERNATIONAL GROWTH FD	155.000
624	D	PIONEER INVESTMENT MANAGEMENT SGRPA / AZIONARIO CRESCITA	171.932
625	D	SEI GLOBAL INVESTMENTS FUND PL	9.734
626	D	TST TOUCHSTONE SUSTAINABILITY	55.377
627	D	KOKUSAI EQUITY INDEX FUND	2.131
628	D	CONSULTING GROUP CAPITAL MARKE	3.721
629	D	BBH PARTNER FUND-INT. EQ (KY)	38.499
630	D	METZLER INTERNATIONAL INVESTM.	156.800
631	D	BLACKROCK GLOBAL ALLOCATION F.	1.115.502
632	D	BLACKROCK GLOBAL ALLOCATION P.	5.761
633	D	BLACKROCK GLOBAL ALLOCATION VI	289.473
634	D	THE NOMURA TRUST AND BANKING C	37.382
635	D	BBH TRUSTEE SER (IE) LIMITD	17.939
636	D	MASSMUTUAL SELECT BLACKROCK GL	15.943
637	D	METZLER UNIVERSAL TRUST METZ T	25.900
638	D	METZLER INTERNATIONAL INVESTME	5.800
639	D	BNP PAM	63.865
640	D	CIPAV DIVERSIFIE	30.793
641	D	CAVOM DIVERSIFIE	9.888
642	D	CIPAV ALOIS	10.707
643	D	IRCEC DIVERSIFIE	5.261
644	D	AIM EQUITY EMU 1	62.196
645	D	ALLIANZ ASAC ACT EUR	22.543
646	D	AIM EQUITY EUROPE PG VIE	40.781
647	D	SG ACTIONS EUROPE MULTIGESTION	1.135
648	D	ETOILE CONSOMMATION EUROPE	11.000
649	D	OFI MARKET NEUTRAL EQUITY	14.475
650	D	FAMILY VALUES	8.000
651	D	SG ACTIONS LUXE	167.749
652	D	SG ACTIONS FRANCE	6.920
653	D	SG ACTIONS EUROPE	8.384

Elenco Interventuti (Tutti ordinati cronologicamente)

Assemblea Ordinaria

Badge	Titolare	Tipo Rap.	Deleganti / Rappresentati legalmente	Ordinaria
654	D		SG ACTIONS EUROPE LARGE CAP	1.872
655	D		AZ CREACTIONS 2	9.915
656	D		ETOILE GESTION	516
657	D		OFI AM	11.388
658	D		AZ VIE PG ACTIONS	137.172
659	D		ALLIANZ VIE	12.376
660	D		ALLIANZ VIE ACE ACTIONS	44.006
661	D		AZ VIE PFON RETRAITE ACTION	51.082
662	D		PIONEER FUNDS - ITALIAN EQUITY	43.046
663	D		VANDAM STREET FUND L.P SELECT EQUITY GROUP LP	1.854
664	D		UBS FUND MANAGEMENT (SWITZERLAND) AG	71.937
665	D		UBS FUND MANAGEMENT(LUXEMBOURG) SA	70
666	D		UBS GLOBAL SOLUTIONS - GLOBAL EQUITIES EUR	1.620
667	D		UBS GLOBAL SOLUTIONS - GLOBAL EQUITIES II EUR	1.499
668	D		FOCUSED SICAV GLOBAL EQUITY STRATEGY (USD)	442
669	D		UBS (LUX) STRATEGY XTRA SICAV	87
670	D		P2 UBS SRI GLOBAL EQUITY	995
671	D		GOVERNMENT OF NORWAY	3.441.200
672	D		ENERGY SUPER	39.400
673	D		MLC INVESTMENTS, MLC LIMITED	332.433
674	D		MLC INVESTMENTS, MLC LIMITED	598
675	D		VICTORIAN SUPERANNUATION FUND	7.683
676	D		VICTORIAN SUPERANNUATION FUND	88.447
677	D		WM POOL - EQUITIES TRUST NO. 72	11.072
678	D		NORGES BANK	40.545
679	D		AEGON CUSTODY B.V	28.280
680	D		AHL DIRECTIONAL EQUITIES MASTER LIMITED	2.619
681	D		AHL EVOLUTION LTD SHARMAINE BERKELEY ARGONAUT LTD	58.926
682	D		AQR MULTI-STRATEGY FUND VI LP CO AQR CAPITAL MGM LLC	188.654
683	D		AVIVA INVESTORS INTERNATIONAL INDEX TRACKING FUND	4.460
684	D		BAXTER STREET FUND II L.P.	334.011
685	D		BAXTER STREET FUND L.P	333.214
686	D		BAXTER STREET OFFSHORE MASTER FUND LTD	608.890
687	D		BEDFORD PROPERTY INC	30.500
688	D		BERESFORD FUNDS PLC	35.157
689	D		BMO GLOBAL ASSET MGT (ASIA) LIMITED	317
690	D		CBOSC ATF CBGS-WGSS02	10.781
691	D		CBOSC ATF CW BK GRP SUP WGSS08	2.940
692	D		CBOSC-CBGS-WGSS07	796
693	D		CFSIL - COLONIAL FIRST STATE GLOBAL ASSET MANAGEMENT MULTI SECTOR TRUST I	31
694	D		CFSIL RE COLONIAL FIRST STATE INVESTMENT FUND 10	1.040
695	D		CITI LUX BNO WILLIAM BLAIR DYNAMIC DIVERSIFIED ALLOC.FUND 2	1.648
696	D		COLONIAL FIRST STATE	8.371
697	D		COLONIAL FIRST STATE INVESTMENTS LIMITED.	13.231
698	D		COOPER SQUARE FUND LP	277.739
699	D		COOPER SQUARE OFFSHORE MASTER FUND LTD	82.939
700	D		EATON VANCE INTERNATIONAL (IRELAND)	288
701	D		GUY P WYSER PRATTE	49.500

Elenco Intervenuti (Tutti ordinati cronologicamente)

Assemblea Ordinaria

Badge	Titolare	Ordinaria
Tipo Rap.	Deleganti / Rappresentati legalmente	
702	D HOSTPLUS POOLED SUPERANNUATION TRUST	16.356
703	D IRISH LIFE ASSURANCE	71.588
704	D IRISH LIFE ASSURANCE PLC	2.153
705	D IRISH LIFE ASSURANCE PLC	3.179
706	D IRISH LIFE ASSURANCE PLC	1.492
707	D IRISH LIFE ASSURANCE PLC	19.285
708	D IRISH LIFE ASSURANCE PLC	8.781
709	D IRISH LIFE ASSURANCE PLC	660
710	D JANUS CAPITAL FUND PLC	14.779
711	D JOHN HANCOCK FUNDS II INTERNATIONAL STRATEGIC EQUITY ALLOCATION FUND	19.246
712	D JOHN HANCOCK VARIABLE INSURANCE TRUST INTERNATIONAL EQUITY INDEX TRUST	5.802
713	D KOREA POST	12.924
714	D LEGAL AND GENERAL	43.692
715	D LEGAL AND GENERAL ASSURANCE PENSIONS MANAGEMENT LIMITED	1.056.188
716	D LEGAL AND GENERAL ASSURANCE SOCIETY LIMITED	1.002
717	D LEGAL AND GENERAL COLLECTIVE INVESTMENT TRUST	24.165
718	D LEGAL AND GENERAL INVESTMENT MANAGEMENT	2.039
719	D MACQUARIE MULTI FACTOR FUND	1.411
720	D NATIONAL COUNCIL FOR SOCIAL SECURITY FUND.	1.883
721	D NOMURA GLOBAL LUXURY BRANDS FUND	28.498
722	D SDA INTL EQUITY INDEX FD WORLD	4.425
723	D SELECT INTERNATIONAL ELS MASTER FUND LTD	21.166
724	D SIEFORE BANAMEX BASICA 2 SA DE CV	9.023
725	D SIEFORE BANAMEX BASICA 3 SA DE CV	12.281
726	D SIEFORE BANAMEX BASICA 4-SA DE CV.	13.785
727	D STICHTING MN SERVICES AANDELENFONDS EUROPA	16.272
728	D STICHTING PENSIOENFONDS METAAL	28.477
729	D STICHTING PENSIOENFONDS METAAL EN T MN SERVICES	54.646
730	D STICHTING PGGM DEPOSITARY	110.375
731	D THE NOMURA TRUST AND BANKING CO LTD	3.486
732	D THREE BRIDGES CAPITAL LP LMA SPC-MAP 201 SEGREGATED PORTFOLIO	6.369
733	D THREE BRIDGES CAPITAL LP	7.395
734	D THREE BRIDGES EUROPE LONG ONLY MASTER FUND LTD	40.631
735	D VICTORY CEMP DEVELOPED ENHANCED VOLATILITY WTD INDEX ETF	2.181
736	D VICTORY CEMP INTERNATIONAL VOLATILITY WTD INDEX ETF	397
737	D WCM FOCUSED INTERNATIONAL GROWTH FUND LP	277.850
738	D WCM FOCUSED INTERNATIONAL GROWTH FUND.	1.306.168
739	D WALDEN INTERNATIONAL EQUITY FUND	3.949
740	D SONOMA COUNTY EMPLOYEES RETIREMENT ASSOCIATION	4.506
741	D NOVARTIS CORPORATION PENSION MASTER TRUST	5.091
742	D LEGG MASON DEVELOPED EX-US DIVERSIFIED CORE ETF	207
743	D STATE FARM VARIABLE PRODUCT TRUST, INTERNATIONAL EQ INDEX F	3.821
744	D BEAUMONT HEALTH MASTER RETIREMENT TRUST	1.553
745	D KAISER PERMANENTE GROUP TRUST	66.339
746	D WILLIAM BEAUMONT HOSPITAL	1.891

Elenco Intervenuti (Tutti ordinati cronologicamente)

Assemblea Ordinaria

Badge	Titolare	Tipo Rap.	Deleganti / Rappresentati legalmente	Ordinaria
747	D		ARKWRIGHT, LLC	434
748	D		MANUFACTURERS AND TRADERS TRUST COMPANY	2.000
749	D		ARKWRIGHT, LLC	399
750	D		KAISER FOUNDATION HOSPITALS	11.774
751	D		KAISER FOUNDATION HOSPITALS	3.992
752	D		KAISER FOUNDATION HOSPITALS	41.898
753	D		LAUDUS INTERNATIONAL MARKETMASTERS FUND	676
754	D		SCHWAB INTERNATIONAL EQUITY ETF	90.520
755	D		SCHWAB FUNDAMENTAL INTERNATIONAL LARGE COMPANY ETF	14.252
756	D		JOHN HANCOCK VAR INS TRUST STRATEGIC EQUITY ALLOCATION TRUST	46.142
757	D		JOHN HANCOCK FUNDS II STRATEGIC EQUITY ALLOCATION FUND	28.761
758	D		PUTNAM GLOBAL CONSUMER FUND	21.429
759	D		THE PREMIER TRUST FUND FOR QUALIFIED EMPLOYEE BENEFIT PLANS	7.500
760	D		LAZARD ASSET MANAGEMENT LLC	986
761	D		INTERNATIONAL EXPATRIATE BENEFIT MASTER TRUST	935
762	D		MFS HERITAGE TRUST COMPANY COLLECTIVE INVESTMENT TRUST	19.233
763	D		GOLDMAN SACHS TRST II-GOLDMAN SACHS MULTI-MNGR GLOBAL EQT FUND	11.668
764	D		GOLDMAN SACHS TRUST II - MULTI-MANAGER INTERNL EQUITY FUND	50.906
765	D		GOLDMAN SACHS TRUST- GOLDMAN SACHS GLOBAL MANAGED BETA FUND	1.882
766	D		INTERNATIONAL MONETARY FUND	3.558
767	D		INTERNATIONAL MONETARY FUND	4.089
768	D		USAA INTERNATIONAL FUND	134.556
769	D		ALLIANCEBERNSTEIN GLOBAL RISK ALLOCATION FUND INC	379
770	D		THE ALLIANCEBERNSTEIN POOLING PTF - ALLIANCEB VOL MNGM PTF	1.638
771	D		ALLIANCEBERNST VAR PROD SER F INC.ALLIANCEB DYN ASSET ALL PTF	1.559
772	D		JOHN HANCOCK LIFE AND HEALTH INSURANCE COMPANY	8.106
773	D		METROPOLITAN LIFE INSURANCE COMPANY	6.849
774	D		THE MASTER TRUST BK OF JP LTD: HITACHI FOREIGN EQ INDEX MF	3.163
775	D		SPDR MSCI WORLD QUALITY MIX FUND	121
776	D		THE CHINESE UNIV OF HK STAFF SUPERANNUATION SCHEME(1995)	441
777	D		OKLAHOMA FIREFIGHTERS PENSION &RETIREMENT SYSTEM	39.685
778	D		GMAM INVESTMENT FUNDS TRUST	34.956
779	D		GMAM GROUP PENSION TRUST II	15.632
780	D		IBM RETIREMENT PLAN	1.184
781	D		AMERICAN BUREAU OF SHIPPING	65
782	D		AMERICAN CENTURY CAPITAL PTFs, INC.- AC ALTERNATIVES EQT FUND	6.060
783	D		PEOPLE'S BANK OF CHINA	58.234
784	D		JP TR SERV BK LTD ATF MATB MSCI KOKUSAI INDEX MOTHER F	3.542

Elenco Intervenuiti (Tutti ordinati cronologicamente)**Assemblea Ordinaria**

Badge	Titolare	Tipo Rap.	Deleganti / Rappresentati legalmente	Ordinaria
785	D		AXA IM SMART MATCHING SOLUTIONS PUBLIC LIMITED COMPANY	3.300
786	D		JAPAN TRUSTEE SERV BK LTD ATF STB VA GLOBAL EQUITY FUND	26.319
787	D		THE MASTER TR BK OF JP LTD ATF INVESCO DEV COUNT EQ INDEX M F	18
788	D		AQR FUNDS - AQR INT RELAXED CONSTRAINT EQUITY FUND	56
789	D		ARROWSTREET MULTI-STRATEGY UMBRELLA PLC	45.869
790	D		GENERAL CONFERENCE CORPORATION OF SEVENTH DAY ADVENTISTS	547
791	D		UNITED TECHNOLOGIES CORPORATION EMPLOYEE SAVINGS PLAN	11.526
792	D		THE WALT DISNEY COMPANY RETIREMENT PLAN MASTER TRUST	70.699
793	D		MET INVESTOR SERIES TRUST-ALLIANC GLOBAL DYNAMIC ALL PTF	17.270
794	D		CAREFIRST, INC. RETIREMENT PLAN TRUST FOR GHMSI ASSETS	13.500
795	D		CAREFIRST, INC. RETIREMENT PLAN TRUST FOR CFMI ASSETS	12.500
796	D		CENTRAL PROVIDENT FUND BOARD	1.980
797	D		UAW RETIREE MEDICAL BENEFITS TRUST	29.253
798	D		DESJARDINS CANADIAN BALANCED FUND	2.381
799	D		CALVERT VP EAFE INTERNATIONAL INDEX PORTFOLIO	1.726
800	D		CALVERT RESP INX SRS, INC.-CLVRT DVD MRKTS EX-U.S. RSP INX FD	319
801	D		CAISSE DE DEPOT ET PLACEMENT DU QUEBEC	96.338
802	D		CAISSE DE DEPOT ET PLACEMENT DU QUEBEC	95.310
803	D		THE REGENTS OF THE UNIVERSITY OF CALIFORNIA	18.552
804	D		THE REGENTS OF THE UNIVERSITY OF CALIFORNIA	357.048
805	D		THE REGENTS OF THE UNIVERSITY OF CALIFORNIA	13.302
806	D		THE REGENTS OF THE UNIVERSITY OF CALIFORNIA	4.099
807	D		THE REGENTS OF THE UNIVERSITY OF CALIFORNIA	301
808	D		VALIC COMPANY I - GLOBAL SOCIAL AWARENESS FUND	3.520
809	D		PYRAMIS GLOBAL LOW VOLATILITY EQUITY TRUST	2.090
810	D		FIDELITY BALANCED MANAGED RISK PORTFOLIO	1.274
811	D		FIDELITY CONSERVATIVE MANAGED RISK PORTFOLIO	556
812	D		MFS INTERNATIONAL EQUITY FUND II	66.319
813	D		FEDEX CORPORATION EMPLOYEES PENSION TRUST	59.802
814	D		PARAMETRIC INTERNATIONAL EQUITY FUND	4.320
815	D		THE BOEING COMPANY EMPLOYEE SAVINGS PLANS MASTER TRUST	15.893
816	D		UAW RETIREE MEDICAL BENEFITS TRUST	45.391
817	D		EATON VANCE HEXAVEST GLOBAL EQUITY FUND	1.294
818	D		EATON VANCE HEXAVEST INTERNATIONAL EQUITY FUND	268
819	D		TAX - MANAGED INTERNATIONAL EQUITY PORTFOLIO	1.065
820	D		GAMCO GLOBAL GROWTH FUND	26.500
821	D		HARBOR DIVERSIFIED INTERNATIONAL ALL CAP FUND	24.503
822	D		THE GENERAL MOTORS CANADA HOURLY PLAN TRUST	7.188
823	D		THE GENERAL MOTORS CANADA SALARIED PLAN TRUST	1.593
824	D		RUSSELL INVESTMENT COMPANY SELECT INTERNATIONAL EQUITY FUND	5.489

Elenco Intervenuti (Tutti ordinati cronologicamente)

Assemblea Ordinaria

Badge	Titolare	Tipo Rap.	Deleganti / Rappresentati legalmente	Ordinaria
825	D		THE HARTFORD INTERNATIONAL GROWTH FUND	13.346
826	D		HARTFORD INTERNATIONAL EQUITY FUND	1.425
827	D		AMERICAN FUNDS INSURANCE SERIES GROWTH FUND	689.000
828	D		AMERICAN FUNDS INSURANCE SERIES GLOBAL GROWTH FUND	587.617
829	D		THE GROWTH FUND OF AMERICA INC	1.630.000
830	D		ROCHE U.S. RETIREMENT PLANS MASTER TRUST	94.151
831	D		HOSKING PARTNERS COLLECTIVE INVESTMENT TRUST	12.138
832	D		HEXAVEST EAFE EQUITY FUND	10.937
833	D		HEXAVEST ACWI EQUITY FUND	974
834	D		HEXAVEST WORLD EQUITY FUND	10.127
835	D		TIFF INVESTMENT PROGRAM, INC - TIFF MULTI-ASSET FUND	18.633
836	D		TIFF INVESTMENT PROGRAM, INC - TIFF MULTI-ASSET FUND	10.309
837	D		THE TIFF KEYSTONE FUND, L.P.	1.780
838	D		NATIXIS SEEYOND INTERNATIONAL MINIMUM VOLATILITY ETF	2.058
839	D		TRANSAMERICA GLOBAL EQUITY	20.627
840	D		WILLIAM BLAIR DYNAMIC DIVERSIFIED ALLOCATION FUND LLC	2.320
841	D		WILLIAM BLAIR INTERNATIONAL LEADERS FUND LLC	18.551
842	D		WILLIAM BLAIR INSTITUTIONAL INTERNATIONAL EQUITY FUND	3.380
843	D		WILLIAM BLAIR INTERNATIONAL EQUITY FUND	18.240
844	D		TRANSAMERICA AB DYNAMIC ALLOCATION VP	871
845	D		WILLIAM BLAIR INTERNATIONAL LEADERS FUND	75.737
846	D		TANGERINE BALANCED INCOME PORTFOLIO	339
847	D		TANGERINE BALANCED PORTFOLIO	2.154
848	D		TANGERINE BALANCED GROWTH PORTFOLIO	1.885
849	D		TANGERINE EQUITY GROWTH PORTFOLIO	1.648
850	D		STATE FARM MUTUAL FUND TRUST, INTERNATIONAL INDEX FUND	3.728
851	D		TRANSAMERICA BLACKROCK GLOBAL ALLOCATION VP	49.828
852	D		MM SELECT EQUITY ASSET FUND	3.698
853	D		MM MSCI EAFE INTERNATIONAL INDEX FUND	3.815
854	D		JANUS CAPITAL MANAGEMENT LLC	65
855	D		JOHNSON & JOHNSON PENSION & SAVINGS PLANS MASTER TRUST	18.889
856	D		RUSSELL INVESTMENT COMPANY PLC	331
857	D		INTECH GLOBAL ALL COUNTRY ENHANCED INDEX FUND LLC	95
858	D		SEASONS SERIES TRUST INTERNATIONAL EQUITY PORTFOLIO	2.883
859	D		SUNAMERICA SERIES TRUST - SA INTERNATIONAL INDEX PORTFOLIO	3.018
860	D		RUSSELL INSTITUTIONAL FUNDS PLC	1.281
861	D		STATE STREET GLOBAL EQUITY EX-US INDEX PORTFOLIO	8.819
862	D		STATE STREET INTERNATIONAL DEVELOPED EQUITY INDEX PORTFOLIO	29.864
863	D		DEUTSCHE EAFE EQUITY INDEX FUND	735
864	D		KP INTERNATIONAL EQUITY FUND	22.809
865	D		KP INTERNATIONAL EQUITY FUND	12.315
866	D		KP INTERNATIONAL EQUITY FUND	3.099

Elenco Intervenuiti (Tutti ordinati cronologicamente)

Assemblea Ordinaria

Badge	Titolare	Tipo Rap.	Deleganti / Rappresentati legalmente	Ordinaria
867	D		RHUMBLINE INTERNATIONAL POOLED INDEX TRUST	826
868	D		SPDR MSCI EAFE FOSSIL FUEL FREE ETF	460
869	D		SPDR MSCI EAFE QUALITY MIX ETF	1.589
870	D		SPDR MSCI ACWI LOW CARBON TARGET ETF	842
871	D		COUNTY OF LOS ANGELES SAVINGS PLAN	7.786
872	D		ALLIANCEBERNSTEIN INTERNATIONAL ALL-COUNTRY PASSIVE SERIES	1.740
873	D		MARYLAND STATE RETIREMENT & PENSION SYSTEM	1.687
874	D		RUSSELL INV MULTI-ASSET FACTOR EXPOSURE FUND	2.112
875	D		THE MASTER TRST BK OF JP,LTD.AS TRST OF EUR GRTH STK MOTHER FD	20.500
876	D		MARATHON UCITS FUNDS	333.739
877	D		MARATHON GLOBAL FUND PUBLIC LIMITED COMPANY	60.746
878	D		THE PRUDENTIAL INSURANCE COMPANY OF AMERICA	6.756
879	D		THE PRUDENTIAL INSURANCE COMPANY OF AMERICA	7.356
880	D		MGI FUNDS PLC	3.563
881	D		MERCER QIF CCF	5.989
882	D		MERCER QIF FUND PLC	2.249
883	D		MERCER GLOBAL EQUITY FUND	3.272
884	D		MGI FUNDS PLC	7.487
885	D		MERCER QIF CCF	15.624
886	D		MORGAN STANLEY INSTITUTIONAL FUND TR- GL MULTI-ASSET INC PTF	52
887	D		LOCKHEED MARTIN CORP DEFINED CONTRIBUTION PLAN MASTER TRUST	55.000
888	D		LOCKHEED MARTIN CORP DEFINED CONTRIBUTION PLAN MASTER TRUST	3.638
889	D		MET INVESTORS SERIES TRUST- PANAGORA GLO DIVERSIFIED RISK PTF	868
890	D		RUSSELL INVESTMENT COMPANY PLC	1.258
891	D		INTECH INTERNATIONAL MANAGED VOLATILITY FUND	7.241
892	D		HARTFORD LIFE INSURANCE COMPANY	1.950
893	D		NORTHROP GRUMMAN CORPORATION VEBA MASTER TRUST I	517
894	D		THE JAMES IRVINE FOUNDATION	10.500
895	D		ELECTRICAL WORKERS PENSION FUND, LOCAL 103, I.B.E.W.	14.800
896	D		TEXAS MUNICIPAL RETIREMENT SYSTEM	46.433
897	D		CITY OF NEW YORK GROUP TRUST	52.837
898	D		NAZARETH LITERARY AND BENEVOLENT INSTITUTION	16.470
899	D		INTEL CORPORATION RETIREE MEDICAL PLAN TRUST	3.898
900	D		ALASKA COMMON TRUST FUND	4.913
901	D		RIDGEWORTH INTERNATIONAL EQUITY FUND	26.420
902	D		RUSSELL INSTITUTIONAL FUNDS LLCRUSSELL INTL EQUITY FUND	16.175
903	D		RUSSELL INSTITUTIONAL FUNDS,LLC-RUSSELL GLOB EQ PLUS FUND	358
904	D		EARNST INTERNATIONAL POOLED GROUP TRUST	20.801
905	D		FLOURISH INVESTMENT CORPORATION	179.369
906	D		GOV OF HM THE SULTAN AND YANG DI-PERTUAN OF BRUNEI DARUSSALAM	7.813
907	D		FLOURISH INVESTMENT CORPORATION	96.337
908	D		FLOURISH INVESTMENT CORPORATION	72.517

Elenco Interventuti (Tutti ordinati cronologicamente)

Assemblea Ordinaria

Badge	Titolare	Tipo Rap.	Deleganti / Rappresentati legalmente	Ordinaria
909	D		PEOPLE'S BANK OF CHINA	57.129
910	D		PEOPLE'S BANK OF CHINA	114.009
911	D		FLOURISH INVESTMENT CORPORATION	56.960
912	D		BANK OF KOREA	476
913	D		BANK OF KOREA	363
914	D		DWS GLOBAL THEMES EQUITY FUND	4.015
915	D		POWER ASSETS DEFINED CONTRIBUTION SCHEME	681
916	D		SSGA MSCI ACWI EX-USA INDEX NON-LENDING DAILY TRUST	3.812
917	D		PEOPLE'S BANK OF CHINA	31.717
918	D		GAM INVESTMENT MANAGEMENT (SWITZERLAND) AG	9.560
919	D		HONG KONG SPECIAL ADMINISTRATIVE REGION GOVERNMENT-EXCHANGE F	126.900
920	D		THE UNIVERSITY OF HONG KONG	679
921	D		STATE STREET IRELAND UNIT TRUST	27.925
922	D		SWISS AND GLOBAL AM AG ON BEHALF OF SSGA EUROPE EQUITY INDEX	563
923	D		SSGA SPDR ETFs EUROPE I PUBLIC LIMITED COMPANY	602
924	D		SSGA SPDR ETFs EUROPE I PUBLIC LIMITED COMPANY	16.606
925	D		SSGA SPDR ETFs EUROPE II PUBLIC LIMITED COMPANY	52.074
926	D		SIR DAVID TRENCH FUND FOR RECREATION	168
927	D		CALIFORNIA PUBLIC EMPLOYEES RETIREMENT SYSTEM	277.844
928	D		CALIFORNIA PUBLIC EMPLOYEES RETIREMENT SYSTEM	26.604
929	D		CALIFORNIA PUBLIC EMPLOYEES RETIREMENT SYSTEM	18.799
930	D		ROMAN CATHOLIC BISHOP OF SPRINGFIELD A CORPORATION SOLE	243
931	D		CALIFORNIA STATE TEACHERS RETIREMENT SYSTEM	70.883
932	D		CALIFORNIA STATE TEACHERS RETIREMENT SYSTEM	111.656
933	D		TENNESSEE CONSOLIDATED RETIREMENT SYSTEM	46.644
934	D		UBS (IRL) ETF PLC	1.032
935	D		UAW RETIREE MEDICAL BENEFITS TRUST	20.719
936	D		UAW RETIREE MEDICAL BENEFITS TRUST	7.826
937	D		UAW RETIREE MEDICAL BENEFITS TRUST	12.379
938	D		UAW RETIREE MEDICAL BENEFITS TRUST	12.218
939	D		UAW RETIREE MEDICAL BENEFITS TRUST	5.199
940	D		UAW RETIREE MEDICAL BENEFITS TRUST	11.583
941	D		CAPITAL GROUP GLOBAL EQUITY FUND (CANADA)	43.000
942	D		VANGUARD FTSE DEVELOPED EUROPE ALL CAP INDEX ETF	1.611
943	D		VANGUARD FTSE DEVELOPED ALL CAP EX NORTH AMERICA INDEX ETF	1.493
944	D		VANGUARD DEVEL ALL-CAP EX NORTH AMERICA EQT IND POOLED FUND	301
945	D		VANGUARD INVESTMENTS II COMMON CONTRACTUAL FUND	3.830
946	D		VANGUARD INVESTMENTS COMMON CONTRACTUAL FUND	12.787
947	D		VANGUARD FTSE DEVELOPED EUROPE INDEX ETF	357
948	D		HEB BRAND SAVINGS & RETIREMENT PLAN	16.545
949	D		THE WELLINGTON TR COM NATIONAL ASS MULT COLLECT INV F TRUST	1.750
950	D		BILL AND MELINDA GATES FOUNDATION TRUST	50.464
951	D		WELLS FARGO BK DECL OF TR EST INV FUNDS FOR EMPLOYEE BEN TR	9.816

Elenco Intervenuti (Tutti ordinati cronologicamente)

Assemblea Ordinaria

Badge	Titolare	Tipo Rap.	Deleganti / Rappresentati legalmente	Ordinaria
952	D		WELLS FARGOMASTER TRUST DIVERSIFIED STOCK PORTFOLIO	6.531
953	D		WILLIAM BLAIR INTERNATIONAL LEADERS POOLED FUND	71.117
954	D		WILMINGTON TRST FID SERV COMP COL INV TRST FOR EMPL BENF PLANS	10.000
955	D		WISDOMTREE ISSUER PUBLIC LIMITED COMPANY	11.692
956	D		DIVERSIFIED MARKETS (2010) POOLED FUND TRUST	3.203
957	D		WASHINGTON STATE INVESTMENT BOARD	65.271
958	D		WASHINGTON STATE INVESTMENT BOARD	4.866
959	D		WSIB INVESTMENTS (PUBLIC EQUITIES) POOLED FUND TRUST	260.205
960	D		WISDOMTREE DYNAMIC CURRENCY HEDGED EUROPE EQUITY FUND	74
961	D		WISDOMTREE DYNAMIC CURRENCY HEDGED INTRNL EQUITY FUND	6.357
962	D		WISDOMTREE INTERNATIONAL QUALITY DIVIDEND GROWTH FUND	848
963	D		WISDOMTREE INTERNATIONAL EQUITY FUND	16.056
964	D		WISDOMTREE INTERNATIONAL LARGE CAP DIVIDEND FUND	12.364
965	D		WISDOMTREE EUROPE HEDGED EQUITY FUND	1.133.860
966	D		WISDOMTREE EUROPE DIVIDEND GROWTH FUND	1.578
967	D		WISDOMTREE INTERNATIONAL HEDGED DIVIDEND GROWTH FUND	52.283
968	D		WISDOMTREE EUROPE HEDGED EQUITY INDEX ETF	1.108
969	D		WISDOMTREE INTL QUALITY DIVIDEND GROWTH INDEX ETF	1.870
970	D		WISDOMTREE INTL QUALITY DVD GROWTH DYNAMIC HEDGED INDEX ETF	900
971	D		NEW YORK STATE TEACHERS RETIREMENT SYSTEM	71.842
972	D		PRUDENTIAL RETIREMENT INSURANCE & ANNUITY COMPANY	2.324
973	D		MANULIFE ASSET MANAGEMENT INTERNATIONAL EQUITY INDEX POOLED F	4.367
974	D		SWISS & GLBL ASSET MNGMNT AG ON BHLF OF ZUR INVEST INSTIT FNDS	6.468
975	D		SS BK AND TRUST COMPANY INV FUNDS FOR TAXEXEMPT RETIREMENT PL	44.783
976	D		SS BK AND TRUST COMPANY INV FUNDS FOR TAXEXEMPT RETIREMENT PL	14.471
977	D		SS BK AND TRUST COMPANY INV FUNDS FOR TAXEXEMPT RETIREMENT PL	9.526
978	D		SS BK AND TRUST COMPANY INV FUNDS FOR TAXEXEMPT RETIREMENT PL	4.323
979	D		SSGA RUSSELL FD GL EX-US INDEX NONLENDING QP COMMON TRUST FUND	1.360
980	D		SS BK AND TRUST COMPANY INV FUNDS FOR TAXEXEMPT RETIREMENT PL	1.394
981	D		GSO ADGM III COMMON CONTRACTUAL FUND	462
982	D		SSGA MSCI EUROPE SCREENED INDEX NON-LENDING COMMON TRUST FUND	17.510
983	D		MSCI EAFE PROV SCREENED INDEX NON - LENDING COMMON TR FUND	2.013
984	D		GLOBAL ADVANTAGE FUNDS - MAJOR MARKETS TEILFONDS	861

Elenco Interventuti (Tutti ordinati cronologicamente)

Assemblea Ordinaria

Badge	Titolare	Tipo Rap.	Deleganti / Rappresentati legalmente	Ordinaria
985	D		STATE STREET GLOBAL ADVISORS LUXEMBOURG SICAV	90.084
986	D		AXA WORLD FUNDS	800
987	D		AXA WORLD FUNDS	4.400
988	D		ALLIANZ GLOBAL INVESTORS FUND	108.460
989	D		BLACKROCK GLOBAL INDEX FUNDS	887
990	D		BLACKROCK GLOBAL INDEX FUNDS	2.342
991	D		GOLDMAN SACHS FUNDS	149
992	D		GOLDMAN SACHS FUNDS II	1.676
993	D		KIEGER FUND I	245
994	D		MULTIPARTNER SICAV	25.880
995	D		JULIUS BAER MULTISTOCK	97.334
996	D		MULTILABEL SICAV	102.045
997	D		SGKB (LUX) FUND	706
998	D		GAM STAR (LUX)	100.738
999	D		UBS ETF	127.917
1.000	D		UBS ETF	5.809
1.001	D		UBS ETF	8.371
1.002	D		UBS ETF	7.239
1.003	D		UBS ETF	10.101
1.004	D		UBS ETF	18.849
1.005	D		UBS ETF	41.585
1.006	D		UBS ETF	4.112
1.007	D		ISHARES MSCI ACWI ETF	39.216
1.008	D		ISHARES MSCI ACWI EX US ETF	24.381
1.009	D		ISHARES EUROPE ETF	43.428
1.010	D		ISHARES MSCI EAFE GROWTH ETF	68.902
1.011	D		ISHARES MSCI EAFE ETF	867.131
1.012	D		ISHARES GLOBAL CONSUMER DISCRETIONARY ETF	8.352
1.013	D		ISHARES MSCI EUROZONE ETF	385.469
1.014	D		ISHARES MSCI ITALY CAPPED ETF	392.860
1.015	D		ISHARES MSCI KOKUSAI ETF	945
1.016	D		BLACKROCK MSCI WORLD INDEX FUND OF BLACKROCK FUNDS	2.588
1.017	D		BLACKROCK INST TRUST CO NA INV FUNDSFOR EMPLOYEE BENEFIT TR	263.086
1.018	D		BLACKROCK INST TRUST CO NA INV FUNDSFOR EMPLOYEE BENEFIT TR	41.343
1.019	D		BLACKROCK INST TRUST CO NA INV FUNDSFOR EMPLOYEE BENEFIT TR	19.823
1.020	D		ISHARES CORE MSCI EAFE ETF	258.135
1.021	D		ISHARES CORE MSCI TOTAL INTERNATIONAL STOCK ETF	39.883
1.022	D		ISHARES MSCI INTERNATIONAL DEVELOPED ETF	352
1.023	D		ISHARES MSCI WORLD ETF	2.484
1.024	D		ISHARES CORE MSCI EAFE IMI INDEX ETF	7.669
1.025	D		ISHARES MSCI EUROPE IMI INDEX ETF	2.838
1.026	D		ISHARES MSCI ACWI LOW CARBON TARGET ETF	2.698
1.027	D		ISHARES CORE MSCI EUROPE ETF	33.422
1.028	D		ISHARES INTERNATIONAL DIVIDEND GROWTH ETF	368
1.029	D		ISHARES EDGE MSCI INTL SIZE FACTOR ETF	114
1.030	D		ISHARES INTERNATIONAL FUNDAMENTAL INDEX ETF	896
1.031	D		BLACKROCK INST TRUST CO NA INV FUNDSFOR EMPLOYEE BENEFIT TR	89.990

Elenco Interventi (Tutti ordinati cronologicamente)

Assemblea Ordinaria

Badge	Titolare	Tipo Rap.	Deleganti / Rappresentati legalmente	Ordinaria
1.032	D		BLACKROCK INST TRUST CO NA INV FUNDSFOR EMPLOYEE BENEFIT TR	5.487
1.033	D		BLACKROCK INST TRUST CO NA INV FUNDSFOR EMPLOYEE BENEFIT TR	694
1.034	D		CONNECTICUT GENERAL LIFE INSURANCE COMPANY	644
1.035	D		THRIFT SAVINGS PLAN	465.195
1.036	D		BLACKROCK CDN MSCI EAFE EQUITY INDEX FUND	53.967
1.037	D		BLACKROCK CDN WORLD INDEX FUND	6.112
1.038	D		BLACKROCK CDN MSCI EAFE INDEX PLUS FUND	1.272
1.039	D		CDN MSCI WORLD EX-CANADA MINIMUM VOLATILITY INDEX FUND	776
1.040	D		BLACKROCK INST TRUST CO NA INV FUNDSFOR EMPLOYEE BENEFIT TR	22.288
1.041	D		BLACKROCK INST TRUST CO NA INV FUNDSFOR EMPLOYEE BENEFIT TR	4.941
1.042	D		BLACKROCK INDEX FUNDS INC.-BLACKROCK INTERNATIONAL INDEX FUND	79.353
1.043	D		ACWI EX-US INDEX MASTER PORTFOLIO OF MASTER INVESTMENT PTF	8.356
1.044	D		RUSSELL DEVELOPED EX-U.S. LARGE CAP INDEX FUND B	1.392
1.045	D		MSCI EQUITY INDEX FUND B-ITALY	79.827
1.046	D		EURO EX-UK ALPHA TITLS FUND B	3.250
1.047	D		BGI MSCI EUROPE EQUITY INDEX FUND B	50.540
1.048	D		BGI MSCI EAFE EQUITY INDEX NON-LENDABLE FUND B	50.768
1.049	D		BGI MSCI EMU IMI INDEX FUND B	161
1.050	D		DEVELOPED EX-FOSSIL FUEL INDEX FUND B	663
1.051	D		BLACKROCK MSCI EUROPE EQUITY ESG SCREENED INDEX FUND B	127
1.052	D		BLACKROCK MSCI WORLD EQUITY ESG SCREENED INDEX FUND B	2.830
1.053	D		EUROPEEX-CONTROVERSIAL WEAPONS EQUITY INDEX FUND B	19.203
1.054	D		ARTHUR ELAINE MARGULIS JTWR	466
1.055	D		PROXY TEAM PARAMETRIC PORTFOLIO ASSOCIATES	2.655
1.056	D		TEACHERS' RETIREMENT SYSTEM OF THE STATE OF ILLINOIS	22.824
1.057	D		IBM 401K PLUS PLAN	28.597
1.058	D		RUSSELL TRUST CO COMMINGLED EMPLOYEE BENEFIT FUNDS TRUST	96.042
1.059	D		GENERAL CONFERENCE CORPORATION OF SEVENTH DAY ADVENTISTS	16.100
1.060	D		STATE OF ALASKA RETIREMENT AND BENEFITS PLANS	6.946
1.061	D		COLLEGE RETIREMENT EQUITIES FUND	106.763
1.062	D		COLLEGE RETIREMENT EQUITIES FUND	12.635
1.063	D		THIA-CREF INTERNATIONAL EQUITY INDEX FUND	123.823
1.064	D		CITY OF EDMONTON EQUITY UNIT TRUST	15.077
1.065	D		THE REGENTS OF THE UNIVERSITY OF CALIFORNIA	27.666
1.066	D		BOSTON RETIREMENT SYSTEM	75.650
1.067	D		VALIC COMPANY I - INTERNATIONAL EQUITIES FUND	12.547
1.068	D		VALIC COMPANY I-INTERNATIONAL GROWTH I FUND	6.724
1.069	D		METROPOLITAN SERIES FUND- MSCI EAFE INDEX PORTFOLIO	13.581
1.070	D		STATE OF MINNESOTA	40.126

Elenco Interventuti (Tutti ordinati cronologicamente)

Assemblea Ordinaria

Badge	Titolare	Tipo Rap.	Deleganti / Rappresentati legalmente	Ordinaria
1.071	D		STATE OF MINNESOTA	1.177
1.072	D		TRANSAMERICA INTERNATIONAL EQUITY OPPORTUNITIES	65.372
1.073	D		JOHN HANCOCK INSURANCE COMPANY OF VERMONT	797
1.074	D		TRANSAMERICA MFS INTERNATIONAL EQUITY VP	18.556
1.075	D		MASSMUTUAL SELECT OVERSEAS FUND	18.922
1.076	D		SPDR S&P WORLD (EX-US) ETF	6.570
1.077	D		SPDR S+P INTERNATIONAL CONSUMER DISCRETIONARY SECTOR ETF	1.179
1.078	D		CONSOLIDATED EDISON RETIREMENT PLAN	17.058
1.079	D		MARYLAND STATE RETIREMENT & PENSION SYSTEM	14.759
1.080	D		MORGAN STANLEY INSTITUTIONAL FD TR - GLOBAL STRATEGIST PTF	1.055
1.081	D		THE UNIVERSAL INST F INC - GLOBAL STRATEGIST PORTFOLIO	69
1.082	D		ONTARIO TEACHERS PENSION PLAN BOARD	35.600
1.083	D		UNIVERSAL INVESTMENT FUNDS	33.000
1.084	D		PACIFIC SELECT FUND INTERNATIONAL LARGE CAP PORTFOLIO	110.978
1.085	D		THE WORKERS' COMPENSATION BOARD	31.934
1.086	D		CALIFORNIA STATE TEACHERS RETIREMENT SYSTEM	85.171
1.087	D		CALIFORNIA STATE TEACHERS RETIREMENT SYSTEM	700.000
1.088	D		TEACHER RETIREMENT SYSTEM OF TEXAS	2.591
1.089	D		NORFOLK COUNTY RETIREMENT SYSTEM	3.582
1.090	D		SS BK AND TRUST COMPANY INV FUNDS FOR TAXEXEMPT RETIREMENT PL	280.320
1.091	D		SS BK AND TRUST COMPANY INV FUNDS FOR TAXEXEMPT RETIREMENT PL	138.798
1.092	D		SS BK AND TRUST COMPANY INV FUNDS FOR TAXEXEMPT RETIREMENT PL	187.738
1.093	D		SS BK AND TRUST COMPANY INV FUNDS FOR TAXEXEMPT RETIREMENT PL	156
1.094	D		COMMON TRUST ITALY FUND	164.986
1.095	D		GE INVESTMENTS FUNDS, INC. - TOTAL RETURN FUND	5.110
1.096	D		ISHARES PUBLIC LIMITED COMPANY	2.838
1.097	D		ISHARES II PUBLIC LIMITED COMPANY	234.304
1.098	D		ISHARES II PUBLIC LIMITED COMPANY	122.207
1.099	D		ISHARES PUBLIC LIMITED COMPANY	71.041
1.100	D		ISHARES III PUBLIC LIMITED COMPANY	42.535
1.101	D		ISHARES PUBLIC LIMITED COMPANY	25.816
1.102	D		ISHARES II PUBLIC LIMITED COMPANY	1.891
1.103	D		ISHARES III PUBLIC LIMITED COMPANY	7.220
1.104	D		ISHARES V PUBLIC LIMITED COMPANY	3.919
1.105	D		ISHARES V PUBLIC LIMITED COMPANY	1.611
1.106	D		ISHARES VI PUBLIC LIMITED COMPANY	2.215
1.107	D		ISHARES VI PUBLIC LIMITED COMPANY	69.309
1.108	D		ISHARES IV PUBLIC LIMITED COMPANY	2.564
1.109	D		ISHARES VII PLC	58.859
1.110	D		ISHARES VII PLC	61.544
1.111	D		ISHARES VII PLC	3.825
1.112	D		ISHARES VII PLC	1.322
1.113	D		ISHARES PUBLIC LIMITED COMPANY	1.918
1.114	D		ABN AMRO MULTI-MANAGER FUNDS	10.941

Elenco Interventuti (Tutti ordinati cronologicamente)

Assemblea Ordinaria

Badge	Titolare		Ordinaria
	Tipo Rap.	Deleganti / Rappresentati legalmente	
1.115	D	BLACKROCK AM DE FOR ISHARES EURO STOXX UCITS ETF (DE)	72.779
1.116	D	BLACKROCK AM DE FOR ISHS STOXX EUROPE LARGE 200 UCITS ETF (DE)	1.938
1.117	D	ISHARES I INV MIT TGV ISHS ST EU600 PERS+HOUSEH.GDS UCITS ETF	24.136
1.118	D	BLACKROCK AM DE FOR ISHARES STOXX EUROPE 600 UCITS ETF (DE)	128.492
1.119	D	BLACKROCK AM SCHWEIZ AG OBO BIFS WORLD EX SWITZ EQ INDEX FUND	805
1.120	D	AQR GLOBAL LONG-SHORT QUITTY FUND	1.552
1.121	D	ARAB BANK FOR ECONOMIC DEVELOPMENT IN AFRICA	3.062
1.122	D	MANAGED PENSION FUNDS LIMITED	47.102
1.123	D	THE TRUSTEES OF MITCHELLS AND BUTLERS CIF	17.493
1.124	D	SCOTTISH WIDOWS INV SOLUTIONS F ICVC- EUROPEAN (EX UK) EQ FD	37.802
1.125	D	THE TRUSTEES OF CONOCOPHILLIPS PENSION PLAN	4.426
1.126	D	BRUNEI INVESTMENT AGENCY	10.504
1.127	D	FAMILY INVESTMENTS CHILD TRUST FUND	4.353
1.128	D	FAMILY INVESTMENTS GLOBAL ICVC FAMILY BALANCED INT FUND	4.016
1.129	D	HSBC AS TRUSTEE FOR SSGA EUROPE EX UK EQUITY TRACKER FUND	118.336
1.130	D	BNY MELLON TR+DEP ATF ST. JAMES'S PLACE GLOBAL EQ UNIT TR	45.911
1.131	D	BNY MELLON T+D ATF ST. JAMES'S PLACE WORLDWIDE OPP UNIT TR	1.036.141
1.132	D	MANAGED PENSION FUNDS LIMITED	365
1.133	D	THE TRUSTEES OF JOHNSON & JOHNSON UK GROUP RETIREMENT PLAN	10.099
1.134	D	MANAGED PENSION FUNDS LIMITED	572
1.135	D	MANAGED PENSION FUNDS LIMITED	566
1.136	D	F+C INSTITUTIONAL INVESTMENT FUNDS ICVC- INST GLB EQ F	11.810
1.137	D	THE TRUSTEES OF GOLDMAN SACHS UK RETIREMENT PLAN	3.314
1.138	D	STICHTING PHILIPS PENSIOENFONDS	20.803
1.139	D	GOVERNMENT INSTITUTIONS PENSION FUND	16.171
1.140	D	THE TRUSTEES OF SAL PENSION SCHEME	1.307
1.141	D	VANGUARD INV FDS ICVC-VANG FTSE DEV WOR LD EX - UK EQT IND FD	18.479
1.142	D	VANGUARD INV F ICVC-VANGUARD FTSE DEV EUROPE EX-UK EQ INDEX F	41.134
1.143	D	VANGUARD INV FUNDS ICVC-VANGUARD FTSE GLOB ALL CAP IND FUND	155
1.144	D	STATE STREET INTERNATIONAL EQUITIES INDEX TRUST	7.905
1.145	D	SPDR S+P WORLD EX AUSTRALIA FUND	432
1.146	D	CHRISTIAN SUPER	481
1.147	D	EATON VANCE (AUSTRALIA) HEXAVEST ALL-COUNTRY GL EQUITY FUND	1.711
1.148	D	FIRST STATE SUPERANNUATION SCHEME	29.598
1.149	D	STATE STREET INT EQTS INDEX TRUST EX TOBACCO EX CONTR WEAPONS	1.212

Elenco Intervenuiti (Tutti ordinati cronologicamente)

Assemblea Ordinaria

Badge	Titolare	Tipo Rap.	Deleganti / Rappresentati legalmente	Ordinaria
1.150	D		STATE PUBLIC SECTOR SUPERANNUATION SCHEME	1.230
1.151	D		STATE PUBLIC SECTOR SUPERANNUATION SCHEME	4.213
1.152	D		STATE PUBLIC SECTOR SUPERANNUATION SCHEME	685
1.153	D		STATE PUBLIC SECTOR SUPERANNUATION SCHEME	1.206
1.154	D		AXA IM ACWI SMARTBETA EQUITY FUND	800
1.155	D		RETAIL EMPLOYEES SUPERANNUATION TRUST	331.273
1.156	D		SUNSUPER SUPERANNUATION FUND	11.320
1.157	D		SUNSUPER SUPERANNUATION FUND	24.245
1.158	D		UBS IQ MSCI WORLD EX AUSTRALIA ETHICAL ETF	118
1.159	D		UBS IQ MSCI EUROPE ETHICAL ETF	115
1.160	D		VFMC INTERNATIONAL EQUITY TRUST1	4.498
1.161	D		VFMC INTERNATIONAL EQUITY TRUST2	8.995
1.162	D		ARROWSTREET (CANADA) GLOBAL GLOBAL WORLD ALPHA EXTENSION FUND I	12.366
1.163	D		CANADA PENSION PLAN INVESTMENT BOARD	40.746
1.164	D		NISSWA MASTER FUND	100
1.165	D		AQR DELTA MASTER ACCOUNT LP ELIAN FIDUCIARY SERVICES (CAYMAN) LIMITED	693.397
1.166	D		GUIDESTONE FUNDS INTERNATIONAL EQUITY FUND	2.977
1.167	D		AMERGEN CLINTON NUCLEAR POWER PLANT NONQUALIFIED FUND	528
1.168	D		AMERICAN LEBANESE SYRIAN ASSOCIATED CHARITIES, INC	37.250
1.169	D		ANNE RAY FOUNDATION	3.108
1.170	D		TRUST UNDER EXECUTIVE BENEFIT PL FOR CERTAIN BELLSOUTH CO	13.100
1.171	D		BECHTEL NR PROGRAM PENSION MASTER TRUST	25.360
1.172	D		BECHTEL NR PROGRAM PENSION MASTER TRUST	29.645
1.173	D		COMBUSTION ENGINEERING 524(G) ASBESTOS PI TTRUST	382
1.174	D		CHURCH OF ENGLAND INVESTMENT FUND FOR PENSIONS	3.137
1.175	D		THE NORTHERN TRUST COMPANY SUB-ADVISED COLLECTIVE FUNDS TRUST	14.707
1.176	D		CITY OF MILWAUKEE DEFERRED COMPENSATION PLAN	10.925
1.177	D		MUNICIPAL EMPLOYEES' ANNUITY AND BENEFIT FUND OF CHICAGO	9.313
1.178	D		THE DUNNOTTAR FUND	3.610
1.179	D		ACORN 1998 TRUST	221
1.180	D		EXELON PEACH BOTTOM UNIT 1 QUALIFIED FUND	114
1.181	D		EXELON FITZPATRICK NONQUALIFIED FUND	1.789
1.182	D		EXELON FITZPATRICK QUALIFIED FUND	120
1.183	D		FRANCISCAN ALLIANCE, INC	25.106
1.184	D		FORD MOTOR COMPANY DEFINED BENEFIT MASTER TRUST	6.779
1.185	D		1199SEIU GREATER NEW YORK BENEFIT FUND	2.850
1.186	D		THE HECTOR FUND	7.580
1.187	D		HARDING, LOEVNER FUNDS, INC. GLOBAL EQUITY PORTFOLIO	223.000
1.188	D		THE JEREMY H. GUTH PROTECTIVE TRUST	364
1.189	D		JTW TRUST NO. 3 UAD 9/19/02	944
1.190	D		JTW TRUST NO. 1 UAD 9/19/02	437
1.191	D		JTW TRUST NO. 4 UAD 9/19/02	964
1.192	D		JTW TRUST NO. 2 UAD 9/19/02	496
1.193	D		JULIA IRENE KAUFFMAN REVOCABLE TRUST	2.020
1.194	D		1998 LINDSAY DAVIDSON SHEA PROTECTIVE TRUST	156

Elenco Interventuti (Tutti ordinati cronologicamente)

Assemblea Ordinaria

Badge	Titolare	Tipo Rap.	Deleganti / Rappresentati legalmente	Ordinaria
1.195	D		LINDSAY DAVIDSON SHEA PROTECTIVE TRUST #2	269
1.196	D		MARGARET A. CARGILL FOUNDATION	1.542
1.197	D		MICHIGAN CATHOLIC CONFERENCE MASTER PENSION TRUST	779
1.198	D		MURIEL MCBRIEN KAUFFMAN FOUNDATION	3.685
1.199	D		ASCENSION HEALTHCARE MASTER PENSION TRUST	46.800
1.200	D		THE STADERAS FUND	6.640
1.201	D		NORTH SHORE LONG ISLAND JEWISH HEALTH SYSTEM CASH BALANCE PL	20.900
1.202	D		NORTH SHORE LONG ISLAND JEWISH HEALTH SYSTEM INC	47.200
1.203	D		NORTHWESTERN UNIVERSITY	6.832
1.204	D		OLGA M. WHEELER TRUST 1976 FBO E. LINDSAY DAVIDSON SHEA	206
1.205	D		PLEIADES TRUST	3.266
1.206	D		CITY OF PONTIAC GENERAL EMPLOYEES RETIREMENT SYSTEM	14.411
1.207	D		PITZER COLLEGE	149
1.208	D		NTCC COLLECTIVE FUNDS FOR EMPLOYEE BENEFIT TRUSTS	47.207
1.209	D		SAMFORD UNIVERSITY PENSION PLAN TRUST	269
1.210	D		THE SKIWI FUND	8.350
1.211	D		TM CERNO SELECT FUND A SUB FUND OF TM CERNO INVESTMENT FUNDS	9.210
1.212	D		RETIREMENT PLAN FOR CITY OF TAMPA GENERAL EMPLOYEES	22.600
1.213	D		THE NUFFIELD FOUNDATION	12.900
1.214	D		THEODORE SPENCER REVOCABLE TRUST	442
1.215	D		HRW TESTAMENTARY TRUST NO 3	1.012
1.216	D		HRW TESTAMENTARY TRUST NO 1	1.374
1.217	D		HRW TRUST NO 2 UAD 01/17/03	1.028
1.218	D		WEBDAV DESCENDANTS, LLC	1.228
1.219	D		HRW TESTAMENTARY TRUST NO. 10	1.571
1.220	D		HRW TRUST NO 1 UAD 01/17/03	419
1.221	D		WHEELS COMMON INVESTMENT FUND	7.680
1.222	D		HRW TESTAMENTARY TRUST NO. 11	1.317
1.223	D		HRW TESTAMENTARY TRUST NO 6	849
1.224	D		HRW TESTAMENTARY TRUST NO 4	388
1.225	D		HRW TESTAMENTARY TRUST NO. 9	1.257
1.226	D		HRW TESTAMENTARY TRUST NO. 8	719
1.227	D		HRW TESTAMENTARY TRUST NO 2	772
1.228	D		HRW TESTAMENTARY TRUST NO. 7	1.185
1.229	D		HRW TRUST NO 4 UAD 01/17/03.	497
1.230	D		HRW TESTAMENTARY TRUST NO 5	875
1.231	D		HRW TESTAMENTARY TRUST NO. 12	1.455
1.232	D		HRW TRUST NO 3 UAD 01/17/03	497
1.233	D		EXELON CORPORATION NUCLEAR DECOMMISSION TRUST - NON TAX QUAL	108
1.234	D		BANK OF BOTSWANA	1.537
1.235	D		CHEVRON MASTER PENSION TRUST	87.232
1.236	D		CHEVRON MASTER PENSION TRUST	6.832
1.237	D		CHEVRON UK PENSION PLAN	14.516
1.238	D		CHEVRON UK PENSION PLAN	1.838
1.239	D		A.I.DUPONT TESTAMENTARY TRUST	3.542

Elenco Interventi (Tutti ordinati cronologicamente)

Assemblea Ordinaria

Badge	Titolare	Tipo Rap.	Deleganti / Rappresentati legalmente	Ordinaria
1.240	D		GENERAL PENSION AND SOCIAL SECURITY AUTHORITY	4.952
1.241	D		1199SEIU NAT BEN FUND FOR HEALTH AND HUMAN SERVICE EMPLOYEES	12.295
1.242	D		INTEGRYS ENERGY GROUP RETIREMENT PLAN TRUST	16.932
1.243	D		OAKLAND POLICE AND FIRE RETIREMENT SYSTEM	2.769
1.244	D		WILSHIRE INTERNATIONAL EQUITY FUND	38.142
1.245	D		WISCONSIN ENERGY CORPORATION MASTER RETIREMENT TRUST	12.557
1.246	D		BEAT DRUGS FUND ASSOCIATION	253
1.247	D		HONG KONG SAR GOVERNMENT EXCHANGE FUND	173.940
1.248	D		ASCENSION ALPHA FUND, LLC	82.635
1.249	D		BUNTING INTERNATIONAL DEVELOPED EQUITY TE LLC	431
1.250	D		CARROLL AVENUE PARTNERS LLC	59
1.251	D		CARNELIAN INVESTMENT MANAGEMENT LLC	6.342
1.252	D		STATES OF JERSEY COMMON INVESTMENT FUND	1.360
1.253	D		DELFINCO, LP	543
1.254	D		THE DILLON FUND	1.400
1.255	D		DYNASTY INVEST, LTD	334
1.256	D		DFI LP EQUITY (PASSIVE)	646
1.257	D		SHY, LLC	850
1.258	D		PYRAMIS GLOBAL EX U.S.INDEX FUND LP	18.504
1.259	D		FISHER INV INST GRP ALL FOREIGN EQ FND,A SRS OF FISHER INV T	2.600
1.260	D		FISHER INVESTMENTS TRUST	91.300
1.261	D		FOURTH AVENUE INVESTMENT COMPANY.	2.766
1.262	D		FIDDLER PARTNERS LLC	31
1.263	D		THE BUNTING FAM INT DEVELOPED EQUITY LIMITED LIABILITY CO	880
1.264	D		GLOBAL THEMATIC EQUITY LP	35.908
1.265	D		INTERVENTURE EQUITY INVESTMENTS LIMITED	2.374
1.266	D		INTERNATIONAL EQUITY FUND	2.243
1.267	D		JFL INTERNATIONAL EQUITY FUND LLC	9.143
1.268	D		THE JBUT MASTER INVESTMENT PARTNERSHIP LLP	504
1.269	D		JK INVESTMENTS, L.P	3.025
1.270	D		NTGI-QM COMMON DAILY EAFE INDEX FUND - NON LENDING	18.151
1.271	D		LAKE AVENUE INVESTMENTS LLC	3.473
1.272	D		LEGAL & GENERAL MSCI EAFE FUND, LLC	6.912
1.273	D		LTW GROUP HOLDINGS, LLC	2.116
1.274	D		LTW INVESTMENTS LLC	3.879
1.275	D		LUNA LLC	74
1.276	D		LOY PARTNERSHIP, LLC	669
1.277	D		MF INTERNATIONAL FUND LLC	285
1.278	D		82A HOLDINGS, LLC	276
1.279	D		THE PHILIPPE FUND - INTERNATIONALEQUITIES LLC	6.903
1.280	D		CINDY SPRINGS, LLC	4.010
1.281	D		NTGI-QM COMMON DAILY ALL COUNWD EX-US INV MKT INDEX F NONLEND	4.574
1.282	D		RDM LIQUID LLC	6.558
1.283	D		RAMI PARTNERS, LLC	2.941
1.284	D		SENTINEL INTERNATIONAL TRUST	639
1.285	D		SIM GLOBAL BALANCED TRUST.	301

Elenco Interventuti (Tutti ordinati cronologicamente)

Assemblea Ordinaria

Badge	Titolare	Tipo Rap.	Deleganti / Rappresentati legalmente	Ordinaria
1.286	D		GLOBAL BOND FUND	7.691
1.287	D		FCM INTERNATIONAL LLC	297
1.288	D		SUSTAINABLE INSIGHT GLOBAL ESG PASSIVE PLUS FUND, LLC	100
1.289	D		K INVESTMENTS SH LIMITED	24.235
1.290	D		LEGAL & GENERAL MSCI EAFE SL FUND, LLC	5.811
1.291	D		NTGI-QM COMMON DAILY EAFE INDEX FUND - LENDING	12.663
1.292	D		NTGI - QM COMM DAILY ALL COUNTRY WD EX-US EQ INDEX F - LEND	7.296
1.293	D		NTCC COLLECTIVE FUNDS FOR GRANTOR TRUSTS	3.131
1.294	D		UNITED NATIONS JOINT STAFF PENSION FUND	700.355
1.295	D		INTERNATIONAL MONETARY FUND STAFF RETIREMENT PLAN	3.054
1.296	D		UNIT NAT RELIEF AND WORKS AG FOR PALEST REF IN THE NEAR EAST	1.003
1.297	D		THE MARATHON-LONDON INTERNATIONAL INVESTMENT TRUST I	665.235
1.298	D		THE MARATHON-LONDON GLOBAL INVESTMENT TRUST I	3.822
1.299	D		NATIONAL COUNCIL FOR SOCIAL SECURITY FUND, P.R.C	18.871
1.300	D		NATIONAL COUNCIL FOR SOCIAL SECURITY FUND, P.R.C	27.059
1.301	D		FIDELITY SALEM STREET TRUST: FIDELITY FLEX INTERN INDEX FUND	19
1.302	D		FIDELITY SALEM STREET TRUST FIDELITY SERIES GLOBAL EX U.S. INDEX FUND	37.037
1.303	D		NORTHERN TRUST - FULLY TAXED ACCT	1.206
1.304	D		PEPSICO CANADA ULC MASTER TRUST	8.872
1.305	D		HAGFORS LIMITED	2.101
1.306	D		BLUE SKY GROUP	19.312
1.307	D		BLUE SKY GROUP	69.887
1.308	D		NEW ZEALAND SUPERANNUATION FUND	31.650
1.309	D		NEW ZEALAND SUPERANNUATION FUND	9.762
1.310	D		QIC INTERNATIONAL EQUITIES FUND	1.362
1.311	D		QUEENSLAND INVESTMENT TRUST NO 2	2.191
1.312	D		ACT CHIEF MINISTER, TREAS AND ECO DEV DIR SUPERANN PROV ACC	5.639
1.313	D		GOVERNMENT EMPLOYEES SUPERANNUATION BOARD	3.099
1.314	D		MERCER PASSIVE INTERNATIONAL SHARES FUND	3.742
1.315	D		MERCER OSS TRUST	3.640
1.316	D		AUSTRALIA POST SUPERANNUATION SCHEME	1.921
1.317	D		AMERICAN COLLEGE OF SURGEONS	8.792
1.318	D		BELLSOUTH CORPORATE TRUST UNDER EXECUTIVE BENEFIT PLAN(S)	24.000
1.319	D		BELLSOUTH CORP TR UNDER EX BEN PL FOR MOBILE SYSTEMS EXECUT	6.000
1.320	D		BELLSOUTH CORP TR UNDER EX BEN PL FOR ADV AND PUBLISHING	3.000
1.321	D		BRISTOL-MYERS SQUIBB COMPANY MASTER RETIREMENT TRUST	5.265
1.322	D		CSAA INSURANCE EXCHANGE	2.869
1.323	D		CLEARWATER INTERNATIONAL FUND	6.291
1.324	D		CLEARWATER INTERNATIONAL FUND	25.420
1.325	D		THE WILLIAM & MARY INVESTMENT TRUST	7.226

Elenco Interventi (Tutti ordinati cronologicamente)

Assemblea Ordinaria

Badge	Titolare	Tipo Rap.	Deleganti / Rappresentati legalmente	Ordinaria
1.326	D		HESS CORPORATION EMPLOYEES' PENSION PLAN	36.990
1.327	D		HUBBELL INCORPORATED MASTER PENSION TRUST	116
1.328	D		STATE OF IDAHO ENDOWMENT FUND INVESTMENT BOARD	52.485
1.329	D		STATE OF IDAHO ENDOWMENT FUND INVESTMENT BOARD	528
1.330	D		THE JOYCE FOUNDATION	1.880
1.331	D		LOCKHEED MARTIN CORPORATION MASTER RETIREMENT TRUST	152.510
1.332	D		MICHIGAN CATHOLIC CONFERENCE	241
1.333	D		NORTHERN FUNDS MULTI-MANAGER INTERNATIONAL EQUITY FUND	123.645
1.334	D		NORTHERN FUNDS - INTERNATIONAL EQUITY INDEX FUND	56.973
1.335	D		PEPSICO, INC. MASTER TRUST	28.284
1.336	D		MASTER TR AGREE BETWEEN PFIZER INC AND THE NORTHERN TR CO	5.022
1.337	D		PRESBYTERIAN CHURCH (USA) FOUNDATION	427
1.338	D		NORTHERN TRUST GLOBAL INVESTMENTS COLLECTIVE FUNDS TRUST	339.034
1.339	D		ST. JOSEPH HEALTH SYSTEM	534
1.340	D		VOL EMPL BEN ASS OF THE NON-REPR EMPL OF SOUT CAL EDISON CO	176
1.341	D		1999 VOL EMPL BEN ASS NON-REPR EMPL OF SOUT CAL EDISON CO	331
1.342	D		SAMFORD UNIVERSITY	267
1.343	D		THE TRUSTEES OF THE HENRY SMITH CHARITY	6.041
1.344	D		TRINITY COLLEGE CAMBRIDGE	1.019
1.345	D		TYCO ELECTRONICS DEFINED BENEFIT PLANS MASTER TRUST	35.104
1.346	D		THE MARATHON LONDON GROUP TRUST FOR EMPLOYEE BENEFIT PLANS	1.675.907
1.347	D		USAA MASTER TRUST (PENSION AND RSP)	5.448
1.348	D		CAMPBELL PENSION PLANS MASTER RETIREMENT TRUST	4.141
1.349	D		EAST BAY MUNICIPAL UTILITY DISTRICT	18.435
1.350	D		STICHTING INSTITUUT GAK	500
1.351	D		GEORGIA TECH FOUNDATION, INC.	1.009
1.352	D		1199 SEIU HEALTH CARE EMPLOYEES PENSION FUND	36.800
1.353	D		IDAHO NATIONAL LABORATORY EMPLOYEE RETIREMENT PLAN	21.700
1.354	D		LOS ANGELES CITY EMPLOYEES RETIREMENT SYSTEM	16.710
1.355	D		CITY OF LOS ANGELES FIRE AND POLICE PENSION PLAN	100.267
1.356	D		CITY OF LOS ANGELES FIRE AND POLICE PENSION PLAN	2.409
1.357	D		MIDWEST OPERATING ENGINEERS PENSION TRUST FUND	100.000
1.358	D		MONTGOMERY COUNTY EMPLOYEES' RETIREMENT SYSTEM	9.682
1.359	D		NORTH DAKOTA STATE INVESTMENT BOARD	140.860
1.360	D		NEW YORK STATE NURSES ASSOCIATION PENSION PLAN	112.169
1.361	D		SAN FRANCISCO CITY & COUNTY EMPLOYEES' RETIREMENT SYSTEM	115.175
1.362	D		FIREMEN'S RETIREMENT SYSTEM OF ST. LOUIS	18.745
1.363	D		UTAH STATE RETIREMENT SYSTEMS	27.038
1.364	D		WYOMING RETIREMENT SYSTEM	4.481
1.365	D		FORD MOTOR COMPANY OF CANADA, LIMITED PENSION TRUST	1.533
1.366	D		HSBC INTERNATIONAL EQUITY POOLED FUND	14.288

Elenco Interventi (Tutti ordinati cronologicamente)

Assemblea Ordinaria

Badge	Titolare	Tipo Rap.	Deleganti / Rappresentati legalmente	Ordinaria
1.367	D		M-L INTERNATIONAL INVESTMENT FUND	163.545
1.368	D		HALIFAX REGIONAL MUNICIPALITY MASTER TRUST	4.026
1.369	D		NAV CANADA PENSION PLAN	3.903
1.370	D		OPSEU PENSION PLAN TRUST FUND	10.586
1.371	D		COMMONWEALTH SUPERANN CORP ATF ARIA INVESTMENTS TR	13.818
1.372	D		FUTURE FUND BOARD OF GUARDIANS FOR AND ON BEHALF OF FUTURE F	24.216
1.373	D		IBM DIVERSIFIED GLOBAL EQUITY FUND	5.222
1.374	D		NATIONAL WEST BANK PLC AS TRUSTEE OF JUPITER EUROPEAN FUND	3.028.652
1.375	D		NATIONAL WESTMINSTER BANK PLC AS TRUSTEE OF KES STRAT INV F	1.824
1.376	D		ESSEX COUNTY COUNCIL PENSION FUND	16.104
1.377	D		STICHTING HEINEKEN PENSIOENFONDS	5.107
1.378	D		THE TRUSTESS OF IBM PENSION PLAN	5.685
1.379	D		STICHTING PENSIOENFONDS IBM NEDERLAND	2.364
1.380	D		STICHTING PENSIOENFONDS SAGITTARIUS	5.821
1.381	D		SURREY COUNTY COUNCIL PENSION FUND	9.330
1.382	D		STICHTING PENSIOENFONDS VAN DE METALEKTRO (PME)	73.501
1.383	D		NORTHERN TRUST UCITS COMMON CONTRACTUAL FUND	6.340
1.384	D		NORTHERN TRUST UCITS COMMON CONTRACTUAL FUND	6.186
1.385	D		NORTHERN TRUST UCITS COMMON CONTRACTUAL FUND	5.139
1.386	D		NORTHERN TRUST UCITS COMMON CONTRACTUAL FUND	6.719
1.387	D		NORTHERN TRUST UCITS COMMON CONTRACTUAL FUND	10.967
1.388	D		NORTHERN TRUST UCITS COMMON CONTRACTUAL FUND	1.067
1.389	D		PUBLIC EMPLOYEES RETIREMENT ASSOCIATION OF COLORADO	50.472
1.390	D		COLONIAL FIRST STATE WHOLESALE INDEXED GLOBAL SHARE FUND	8.782
1.391	D		COMMONWEALTH GLOBAL SHARE FUND 29	671
1.392	D		HSBC UCITS COMMON CONTRACTUAL FUND	1.033
1.393	D		BARING GLOBAL OPPORTUNITIES UMBRELLA FUND	997
1.394	D		HOSKING GLOBAL FUND PLC	127.992
1.395	D		LABORERS' AND RET BOARD EMPL ANNUITY & BENEFIT F OF CHICAGO	6.185
1.396	D		LEGAL & GENERAL GLOBAL EQUITY INDEX FUND	507
1.397	D		LEGAL AND GENERAL EUROPEAN TRUST	92.675
1.398	D		NAT WEST BK AS TRUSTEE OF LEGAL & GENERAL EUROPEAN INDEX TR	89.055
1.399	D		NAT WEST BK PLC AS TRUSTEE OF THE LEGAL & GENERAL INT IND TR	8.839
1.400	D		LEGAL & GENERAL ICAV	1.287
1.401	D		HARDING LOEVNER FUNDS PLC	158.300
1.402	D		SSGA GROSS ROLL UP UNIT TRUST	5.609
1.403	D		NORTHERN TRUST INVESTMENT FUNDS PUBLIC LIMITED COMPANY	14.925
1.404	D		LEGAL & GENERAL AUTHORISED CONTRACTUAL SCHEME	2.203
1.405	D		MARATHON UCITS COMMON CONTRACTUAL FUND	11.715
1.406	D		ILLINOIS STATE BOARD OF INVESTMENT	18.348
1.407	D		BANCO NACIONAL DE PANAMA, ACTING AS TRUSTEE OF THE FIDEICOMISO DE FONDO DE AHORRO DE PANAMA	1.235

Elenco Interventuti (Tutti ordinati cronologicamente)

Assemblea Ordinaria

Badge	Titolare	Tipo Rap.	Deleganti / Rappresentati legalmente	Ordinaria
1.408	D		STICHTING BEDRIJFST VOOR HET SCHOONMAAK EN GLAZ	4.403
1.409	D		KOMMUNAL LANDSPENSJONSKASSE GJENSIDIG FORSIKRINGSELKAP	11.207
1.410	D		ABU DHABI RETIREMENT PENSIONS AND BENEFITS FUND	13.745
1.411	D		STICHTING DOUWE EGBERTS PENSIOENFONDS	6.590
1.412	D		STICHTING PENSIOENFONDS CAMPINA	1.227
1.413	D		STICHTING BEDRIJFST VOOR HET BEROEPSVERVOER OVER DE WEG	212.382
1.414	D		STICHTING PENSIOENFONDS ING	10.264
1.415	D		VERDIPAPIRFONDET KLP AKSJEGLOBAL INDEX 1	24.967
1.416	D		VERDIPAPIRFONDET KLP AKSJEEUROPA INDEKS 1	10.360
1.417	D		NORTHERN TRUST UCITS FGR FUND	35.911
1.418	D		STG PFDS CORP EXPRESS MANDAAT ALLIANCE CAPITA	483
1.419	D		STG PFDS V.D. GRAFISCHE	60.640
1.420	D		STG PFDS AHOLD	8.311
1.421	D		ST. SPOORWEGPFDS MANDAAT BLACKROCK	3.370
1.422	D		STICHTING PENSIOENFONDS OPENBAAR VERVOER	705
1.423	D		STG PFDS ACHMEA MANDAAT BLACKROCK	8.660
1.424	D		STG BEDRIJFSTAKPFDS V H	2.128
1.425	D		ST BDFDS VD LANDBOUW MANDAAT BLACKROCK	55.370
1.426	D		STG BPF VD DETAILHANDEL MND BLACKROCK MSCI EMEA	29.933
1.427	D		PETTELAAR EFFECTENBEW. INZ. SNSRESP. IND. FND	35.185
1.428	D		AMUNDI SIF EUROPEAN EQUITY INDEX FUND	616
1.429	D		AMUNDI FUNDS EQUITY GLOBAL LUXURY LIFESTYLE	31.858
1.430	D		AMUNDI FUNDS EQUITY EURO RISK PARITY	9.406
1.431	D		FONDACO ROMA EURO BALANCED CORE	74
1.432	D		G FUND TOTAL RET. ACTIONS ALL CAP EUROPE	43.400
1.433	D		FONDAZIONE ROMA SIF - EQUITY SLEEV	1.099
1.434	D		ACTIF CANTON CREDIT AGRICOLE	961.000
1.435	D		ACTIF CANTON LCL	145.250
1.436	D		AREVA DIVERSIFIE OBLIGATAIRE	9.485
1.437	D		NATIXIS ASSET MANAGEMENT SA	16.684
1.438	D		FCP HAMELIN DIVERSIFIE FLEX III	9.650
1.439	D		FCP GROUPAMA PHARMA DIVERSIFIE	7.700
1.440	D		FCP CONTI GESTION	5.500
1.441	D		IBM FRANCE	3.664
1.442	D		FCP HAMELIN DIVERSIFIE FLEX II	2.617
1.443	D		GRD ACTIONS ZONE EURO	15.646
1.444	D		BNP PARIBAS APOLLINE ACTIONS EURO	54.858
1.445	D		FCP PHARMA PARFRANCE	36.051
1.446	D		FCP ECUREUIL RETRAITE ACTIONS 3	40.819
1.447	D		FCP FMS 1	20.958
1.448	D		CNP ACP ACTIONS LT	9.935
1.449	D		FCP CARPIMKO EUROPE	8.648
1.450	D		FCP CNP GGR	1.455
1.451	D		FCP CG ACTIONS EUROPE	62.376
1.452	D		FCP RSI EURO P	22.694
1.453	D		FCP ICARE	2.374
1.454	D		FCP CARPIMKO ACTIONS LO	80.000
1.455	D		FCP AVE 620	1.000
1.456	D		FCP NOBC SAPAR	4.500
1.457	D		FCP AMUNDI HORIZON	7.986

Elenco Interventi (Tutti ordinati cronologicamente)

Assemblea Ordinaria

Badge	Titolare	Tipo Rap.	Deleganti / Rappresentati legalmente	Ordinaria
1.458	D		ROTONDE	4.600
1.459	D		FCP VILLIERS DIAPASON	7.949
1.460	D		FCP PORTFOLIO LCR ACTIONS	4.723
1.461	D		PALATINE ASSET MANAGEMENT S.A.	57.000
1.462	D		FCP MISTRAL 1	9.304
1.463	D		FCP GROUPAMA EUROPE STOCK	400
1.464	D		FCP GRANDE EUROPE	8.660
1.465	D		ASSURDIX	15.088
1.466	D		ABP DIVERSIFIE	103.115
1.467	D		FCP AMUNDI ETF MSCI EUROPE EX EMU PEA UCITS ETF	63.154
1.468	D		RENAISSANCE EUROPE	614.148
1.469	D		CPR SILVER AGE	205.831
1.470	D		ECOFI ACTIONS SCR	6.545
1.471	D		FCP COLOMBES 6	5.790
1.472	D		ATOUT EUROPE CORE +	6.141
1.473	D		ATOUT EUROPE SMART BETA	1.936
1.474	D		AMUNDI ACTIONS INTLES SMART BE	78
1.475	D		LCL ACTIONS EUROPE SMART BETA	676
1.476	D		LCL ACTIONS EUROPE CORE +	2.564
1.477	D		SICAV BBM V-FLEX	16.501
1.478	D		FCP BEST BUSINESS MODELS	180.000
1.479	D		PALATINE MEDITERRANEA SICAV	2.000
1.480	D		SICAV UNIGESTION	21.000
1.481	D		SICAV CONSERVATEUR UNISIC	20.000
1.482	D		FCP ARCA FLORILEGE	7.000
1.483	D		BRIDGEWATER PURE ALPHA TRADING COMPANY II, LTD	360.312
1.484	D		TORON CAPITAL MARKETS INC. .	475
1.485	D		CIDEL ASSET MANAGEMENT INC	1.208
1.486	D		ALAMOSIA LLC .	197
1.487	D		CF INTERNATIONAL STOCK INDEX FUND ONE	10.977
1.488	D		DT INTERNATIONAL STOCK INDEX FUND ONE	13.210
1.489	D		MARANIC II LLC .	543
1.490	D		CARL VICTOR PAGE MEMORIAL FDN	1.885
1.491	D		HOAG FAMILY TRUST - APERIO	938
1.492	D		1975 IRREVOCABLE TRUST OF CD WEYERHAUSER	224
1.493	D		1973 IRREVOCABLE TRUST OF CD WEYERHAUSER	117
1.494	D		FCP MIROVA EURO SUSTAINABLE EQUITY	200.496
1.495	D		FCP EXPERT DIVERSIFIE	11.201
1.496	D		FCP AUDIENS A3	13.076
1.497	D		RUSSELL OVERSEAS EQUITY FUND	13.840
1.498	D		RUSSELL OVERSEAS EQUITY POOL .	12.642
1.499	D		EAFE EQUITY FUND .	20.362
1.500	D		BRUCE POWER PENSION PLAN	76.709
1.501	D		CN CANADIAN MASTER TRUST FUND .	738.500
1.502	D		CANADIAN PACIFIC RAILWAY COMPANY PENSION PLAN	65.067
1.503	D		ONTARIO POWER GENERATION INC .	34.446
1.504	D		THE ROYAL INST FOR THE ADVANCEMENT OFLEARNING MCGILL UNIVERSITY	2.239
1.505	D		BNY MELLON EMPLOYEE BENEFIT COLLECTIVE INVESTMENT FUND PLAN	134.749
1.506	D		FRONTIERS INTERNATIONAL EQUITY POOL	4.066
1.507	D		COUNSEL DEFENSIVE GLOBAL EQUITY	226

Elenco Interventuti (Tutti ordinati cronologicamente)

Assemblea Ordinaria

Badge	Titolare	Tipo Rap.	Deleganti / Rappresentati legalmente	Ordinaria
1.508	D		BMO MSCI EAFE INDEX ETF	11.400
1.509	D		BMO MSCI EUROPE HIGH QUALITY HEDGED TO CAD INDEX ETF	15.381
1.510	D		BMO LOW VOLATILITY INTERNAZIONALEQUITY ETF	42.476
1.511	D		BMO GLOBAL CONSUMER STAPLES HEDGED TO CAD INDEX ETF 100	143
1.512	D		MCGILL UNIVERSITY PENSION FUND	1.705
1.513	D		PUBLIC SERVICE PENSION PLAN FUND	52.007
1.514	D		TEACHERS' PENSION PLAN FUND	54.334
1.515	D		ONTARIO POWER GENERATION INC. PENSION PLAN	44.456
1.516	D		OFFICE OF THE PUBLIC GUARDIAN AND TRUSTEE-DIVERSIFIED FUND	4.800
1.517	D		STATE OF WISCONSIN INVESTMENT BOARD	59.085
1.518	D		TD EMERALD INTERNATIONAL EQUITYINDEX FUND	39.755
1.519	D		DUKE UNIVERSITY	5.579
1.520	D		TD EUROPEAN INDEX FUND .	1.211
1.521	D		TD INTERNATIONAL EQUITY INDEX ETF	59
1.522	D		PUBLIC SECTOR PENSION INVESTMENT BOARD	41.938
1.523	D		IMPERIAL INTERNATIONAL EQUITY POOL	175.032
1.524	D		IMPERIAL OVERSEAS EQUITY POOL	7.474
1.525	D		IMPERIAL OVERSEAS EQUITY POOL	167
1.526	D		UNIVERSITY OF SASKATCHEWAN NON ACADEMIC PENSION PLAN	12.765
1.527	D		WINDWISE MSCI EAFE INDEX NON-LENDING, FUND FOR EXEMPT ORG.	8.867
1.528	D		SEQUOIA FOUNDATION	79
1.529	D		STEWARDSHIP FOUNDATION	159
1.530	D		WBW TRUST NUMBER ONE	67
1.531	D		BMO PRIVATE INTERNATIONAL EQUITY PORTFOLIO	172.222
1.532	D		CIBC INTERNATIONAL INDEX FUND	2.459
1.533	D		CIBC EUROPEAN INDEX FUND	980
1.534	D		CIBC POOLED INTERNATIONAL EQUITY INDEX FUND	2.534
1.535	D		DEBORAH LOEB BRICE	440
1.536	D		AMUNDI INDEX SOLUTIONS	364
Totale azioni				82.484.317 17,026444%
8	CARDARELLI ANGELO.			0
1	D		DEUTSCHE BANK TRUST COMPANY AMERICAS	7.259.660
Totale azioni				7.259.660 1,498542%
9	PASQUALI LUIGI			0
1	D		PASQUALI VITTORIO	450
Totale azioni				450 0,000093%

Elenco Intervenuti (Tutti ordinati cronologicamente)**Assemblea Ordinaria**

Badge **Titolare**
Tipo Rap. **Deleganti / Rappresentati legalmente** **Ordinaria**

	Totale azioni in proprio	853.677
	Totale azioni in delega	397.911.208
	Totale azioni in rappresentanza legale	0
	TOTALE AZIONI	398.764.885
		82,313200%
	Totale azionisti in proprio	19
	Totale azionisti in delega	1.556
	Totale azionisti in rappresentanza legale	0
	TOTALE AZIONISTI	1.575
	TOTALE PERSONE INTERVENUTE	30

Legenda:

D: Delegante

R: Rappresentato legalmente

Assemblea Ordinaria del 28 aprile 2017

SITUAZIONE ALL'ATTO DELLA COSTITUZIONE

Do atto che in questo momento sono presenti, in proprio o per delega, n° **1.570** soggetti legittimati al voto, portatori di n° **398.276.809** azioni az. ordinarie pari al **82,212451 %** del capitale sociale.

Assemblea Ordinaria del 28 aprile 2017

AGGIORNAMENTO SITUAZIONE ALL'ATTO DELLA COSTITUZIONE

Do atto che in questo momento sono presenti, in proprio o per delega, n° **1.575** legittimati al voto portatori di n° **398.764.885** azioni az. ordinarie pari al **82,313200** % del capitale sociale.

Assemblea Ordinaria del 28 aprile 2017

AGGIORNAMENTO SITUAZIONE ALL'ATTO DELLA COSTITUZIONE

Do atto che in questo momento sono presenti, in proprio o per delega, n° **1.575** legittimati al voto portatori di n° **398.764.885** azioni az. ordinarie pari al **82,313200** % del capitale sociale.

Assemblea Ordinaria del 28 aprile 2017ESITO VOTAZIONE

Oggetto : **Approvazione bilancio esercizio 2016**

Hanno partecipato alla votazione:

n° **1.575** legittimati ai sensi di legge a rappresentare in proprio o per delega n° **398.764.885** azioni az. ordinarie

Hanno votato:

		%AZIONI ORDINARIE RAPPRESENTATE (Quorum deliberativo)	%AZIONI AMMESSE AL VOTO	%CAP.SOC.
Favorevoli	391.398.910	98,152802	98,152802	80,792713
Contrari	914	0,000229	0,000229	0,000189
Astenuti	105.401	0,026432	0,026432	0,021757
Non Votanti	7.259.660	1,820536	1,820536	1,498542
Totale	398.764.885	100,000000	100,000000	82,313200

Assemblea Ordinaria del 28 aprile 2017

LISTA ESITO DELLE VOTAZIONE
 Oggetto: **Approvazione bilancio esercizio 2016**

CONTRARI

	Cognome	Tot. Voti	Proprio	Delega
7	CARDARELLI ANGELO			
**D	FONDS COMMUN REG RETRAITE UNIVERSIT LAV	914		914
Totale voti	914			
Percentuale votanti %	0,000229			
Percentuale Capitale %	0,000189			

Azionisti: 1
 Azionisti in proprio: 0

Teste: 1
 Azionisti in delega: 1

Pagina 1

DE* delega alla persona fisica sopra indicata con il numero della scheda magnetica

**D delega alla persona fisica sopra indicata con il numero della scheda magnetica (votazione effettuata alla postazione assistita)

RL* rappresentanza legale alla persona fisica sopra indicata con il numero della scheda magnetica

Assemblea Ordinaria del 28 aprile 2017

LISTA ESITO DELLE VOTAZIONE
 Oggetto: **Approvazione bilancio esercizio 2016**

ASTENUTI

	Cognome		Tot. Voti	Proprio	Delega
7	CARDARELLI ANGELO				
**D	TEACHERS` RETIREMENT SYSTEM OF THE CITY OF NEW YORK		9.512		9.512
**D	AVIVA LIFE & PENSIONS UK LIMITED		21.764		21.764
**D	AVIVA LIFE AND PENSIONS UK LIMITED		32.050		32.050
**D	FRIENDS LIFE LIMITED		35.183		35.183
**D	FRIENDS LIFE AND PENSIONS LIMITED		2.432		2.432
**D	AVIVA INVESTORS INTERNATIONAL INDEX TRACKING FUND		4.460		4.460
Totale voti		105.401			
Percentuale votanti %		0,026432			
Percentuale Capitale %		0,021757			

Assemblea Ordinaria del 28 aprile 2017

LISTA ESITO DELLE VOTAZIONE
 Oggetto: **Approvazione bilancio esercizio 2016**

NON VOTANTI

		Tot. Voti	Proprio	Delega
8	Cognome CARDARELLI ANGELO.			
**D	DEUTSCHE BANK TRUST COMPANY AMERICAS	7.259.660		7.259.660
Totale voti	7.259.660			
Percentuale votanti %	1,820536			
Percentuale Capitale %	1,498542			

Assemblea Ordinaria del 28 aprile 2017

LISTA ESITO DELLE VOTAZIONE

Oggetto: **Approvazione bilancio esercizio 2016****FAVOREVOLI**

	Cognome	Tot. Voti	Proprio	Delega
1	BAXA ANTONIO	30	30	
10	DEL VECCHIO MARISA	339.300	339.300	
101	GANDOLA ADRIANO	4.500	4.500	
DE*	GANDOLA ROBERTO	500		500
DE*	GRAMATICA NICOLETTA	9.000		9.000
102	BARDIN ROMOLO			
DE*	DEL VECCHIO PAOLA	65.500		65.500
DE*	ENGLER ELISABETH	2.836.200		2.836.200
DE*	DELFIN S.A.R.L.	302.846.957		302.846.957
DE*	PARSUS S.A.	275.278		275.278
103	VILLA ARMANDO	35	35	
104	PELLEGRINI LUCIANO			
DE*	LUNEM SARL	2.100.000		2.100.000
105	MANNI PIA TERESA	400	400	
106	ZAMPILLO NICOLETTA	487.500	487.500	
11	PRIMATIVO LIBERO			
DE*	GENERALI INVESTMENTS EUROPE SGR SPA	3.837		3.837
13	CALDAROLA CLAUDIA			
DE*	CALDAROLA PAOLO LODOVICO	100		100
DE*	ROSCIO SIMONA CATERINA	400		400
14	LOMBARDO MARCO	75	75	
2	MERAVIGLIA VANDA MARIA	300	300	
201	ZAMBELLINI SERGIO	2.700	2.700	
DE*	FANTONI MARIANGELA	600		600
202	SONZOGNI GIAN SANTO			
DE*	SONZOGNI SIMONE	250		250
203	COLOMBO FRANCESCA			
DE*	ETICA SGR SPA F.DO ETICA AZIONARIO	6.660		6.660
DE*	ETICA SGR SPA F.DO ETICA BILANCIATO	14.400		14.400
DE*	ETICA SGR SPA F.DO ETICA RENDITA BILANCIATA	2.889		2.889
DE*	ETICA SGR SPA F.DO ETICA RENDITA OBBLIGAZIONARIO MISTO	3.600		3.600
204	TATULLI SERGIO	200	200	
205	VERONESI SANDRO	15.000	15.000	
206	DA CORTA ALESSANDRO	45	45	
207	CROCE MARIO	1	1	
3	SELLERI GIACOMO	70	70	
301	RENCUROSÌ VALTER MARIO	60	60	
302	CASIGLIANI TOMMASO	261	261	
304	MAGNANI DUILIO			
DE*	GRONDA GABRIELLA	500		500
305	TURATI INNOCENTINA			
DE*	TURATI ANNAMARIA RAFFAELLA	110		110
4	BRAMBILLA FRANCESCO	1.700	1.700	
5	ZANDEGIACOMO DE ZORZI FRANCESCO	1.000	1.000	
6	MAGNANI MARZIO	500	500	

Pagina 4

Azionisti: 1567
 Azionisti in proprio: 19

Teste: 29
 Azionisti in delega: 1548

DE* delega alla persona fisica sopra indicata con il numero della scheda magnetica

**D delega alla persona fisica sopra indicata con il numero della scheda magnetica (votazione effettuata alla postazione assistita)

RL* rappresentanza legale alla persona fisica sopra indicata con il numero della scheda magnetica

Assemblea Ordinaria del 28 aprile 2017

LISTA ESITO DELLE VOTAZIONE

Oggetto: **Approvazione bilancio esercizio 2016****FAVOREVOLI**

Cognome	Tot. Voti	Proprio	Delega
7 CARDARELLI ANGELO			
**D BLACKROCK ACTIVE SELECTION FUND	817		817
**D BLACKROCK INDEX SELECTION FUND	26.665		26.665
**D ARK LIFE ASSURANCE COMPANY LIMITED	9.685		9.685
**D GERANA SICAV-SIF S.A.	4.301		4.301
**D THE JUPITER GLOBAL FUND SICAV	767.974		767.974
**D T. ROWE PRICE FUNDS SICAV	154		154
**D MORGAN STANLEY INVESTMENT FUNDS	77		77
**D HELABA INVEST KAPITALANLAGEGESELLSCHAFT MBH	25.600		25.600
**D SHARES EUROPE SELECTION	5.586		5.586
**D NMM3 EUEQ JAM ACCOUNT	2.726		2.726
**D WIF- EUROPE OPPORTUNITIES	25.000		25.000
**D WIF-EUROPE DISCOVERY FUND	42.900		42.900
**D METZLER INVESTMENT GMBH	39.067		39.067
**D SCOTIA PRIVATE GLOBAL EQUITY POOL	75.500		75.500
**D SCHWAB INTERNATIONAL INDEX FUND	42.574		42.574
**D JTSB STB DAIWA STOCK INDEX FUND 9807	4.100		4.100
**D JAPAN TRUSTEE SERVICES BANK LTD	1.716		1.716
**D THE MASTER TRUST BANK OF JAPAN LTD	401.071		401.071
**D NN (L)	53.652		53.652
**D ING DIRECT	11.954		11.954
**D FIDELITY SAL ST SPARTAN GLOBAL EX US IN	21.059		21.059
**D SCHWAB FUNDAMENTAL INTER LARGE COMP IN F	8.009		8.009
**D FSP - RETAILING PORTFOLIO	149.700		149.700
**D FISHER INVESTMENTS FOREIGN EQUITY COLLEC	32.755		32.755
**D SEI INSTITUTIONAL MANAGED TRUST MULTI-AS	2.908		2.908
**D FIDELITY SAL ST T SPARTAN TOTAL INT IN F	2.012		2.012
**D ADVISOR MANAGED TRUST - TACTICAL OFFENSI	4.904		4.904
**D THE ADV.INNER C.CORNERST.AD.GL.PUB.EQ. F	3.463		3.463
**D GLOBAL X SCIENTIFIC BETA EUROPE ETF	436		436
**D BBH&CO BOS CUST FOR SEI INST INT TR EQUITY ACADIAN	109.261		109.261
**D PANAGORA RISK PARITY M.A.C.FD	575		575
**D SELECT EQUITY MASTER	534.137		534.137
**D HSBC GROUP HONG KONG LOCAL STAFF RETIREMENT BENEFIT SCHEME	693		693
**D BNP PARIBAS FLOREAL 70	10.102		10.102
**D BNP PARIBAS FLOREAL 30	8.769		8.769
**D FCP FIMA FRANCE PME	4.113		4.113
**D FCP NEUILLY ACTIONS	5.385		5.385
**D AREVA DIVERSIFIE DYNAMIQ	9.801		9.801
**D CONTI FLEXIBLE	4.478		4.478
**D FCP BNP PARIBAS ACTIONS EUROPE	14.075		14.075
**D FCP BNPP ACTIONS EUROLAND	184.840		184.840
**D CAMGESTION ACT. CROISS.	33.969		33.969
**D CAMGESTION AVENIR INVES.	18.019		18.019
**D FCP VALMAT 6	5.214		5.214

Pagina 5

Azionisti: 1567
Azionisti in proprio: 19Teste: 29
Azionisti in delega: 1548

DE* delega alla persona fisica sopra indicata con il numero della scheda magnetica

**D delega alla persona fisica sopra indicata con il numero della scheda magnetica (votazione effettuata alla postazione assistita)

RL* rappresentanza legale alla persona fisica sopra indicata con il numero della scheda magnetica

Assemblea Ordinaria del 28 aprile 2017

LISTA ESITO DELLE VOTAZIONE
Oggetto: Approvazione bilancio esercizio 2016
FAVOREVOLI

Cognome	Tot. Voti	Proprio	Delega
**D FCP CAMGEST VALEURS EURO	89.338		89.338
**D FCP REMIVALOR 2	6.465		6.465
**D FCP GERISO	669		669
**D FCP DIVERS D&O CAMGEST	16.066		16.066
**D FCP SELINGA INVEST.	2.500		2.500
**D FCP IRP AUTO ACTIONS EU	44.150		44.150
**D FCP SAKKARAH 2	10.600		10.600
**D EPARGNE DIVERSIFIE KINGFISHER	16.475		16.475
**D FCP SAKKARAH 5	15.900		15.900
**D AUXIF AVENIR	6.000		6.000
**D FCP BNP PARIBAS BEST SELECTION EURO	29.236		29.236
**D FCP SYCOMORE EUROPEAN RECOVERY	14.280		14.280
**D FCP SYCOMORE EUROPEAN GROWTH	54.700		54.700
**D FCP NATIO FONDS MONACO REVENUS	10.443		10.443
**D FCP BNP PARIBAS ACTIONS EUROLAND	21.998		21.998
**D FCP NF COMPTES GERES	7.075		7.075
**D FCP NF GALILEE	7.869		7.869
**D FCP NATIO FDS ATHENES INVEST N5	48.786		48.786
**D FCP SAINT MARTIN 3	54.150		54.150
**D FCP HP ACTIONS LAZARD	57.950		57.950
**D HENDERSON INSTIT EUROP INDEX OPP FUND	13.267		13.267
**D CAISSE DES DEPOTS ET CONSIGNATIONS	1.000.620		1.000.620
**D CANDRIAM BELGIUM MANDAT FR	153.312		153.312
**D FONDS DE RESERVE POUR LES RETRAITES	7.109		7.109
**D ROBECO NV	12.125		12.125
**D WITAN INVESTMENT TRUST PLC	42.448		42.448
**D ALLIANZGI FONDS NASPA PENSIONSFONDS	1.300		1.300
**D ALLIANZGI FONDS AFE	1.181		1.181
**D SVCO III FONDS	4.000		4.000
**D SVCO FONDS	5.000		5.000
**D ALLIANZGI FONDS PENSIONS	1.715		1.715
**D ALLIANZGI FONDS PFALCO	7.060		7.060
**D ALLIANZGI FONDS PF2	3.175		3.175
**D ALLIANZGI FONDS PF1	7.450		7.450
**D ALLIANZGI FONDS TIBUR	835		835
**D ALLIANZGI FONDS ALCO	1.000		1.000
**D PRCO COFONDS I	5.000		5.000
**D LHCO FONDS	7.500		7.500
**D ALLIANZGI FONDS TSF	1.277		1.277
**D DBI FONDS ACU K	15.060		15.060
**D ALLIANZGI FONDS AKTIEN EUROPA	5.000		5.000
**D BAYVK A4 FONDS	10.283		10.283
**D UNIVERSAL-CAV	6.085		6.085
**D GA FUND L	532		532
**D THREE BRIDGES UCITS FUND	6.634		6.634

Pagina 6

 Azionisti: 1567
 Azionisti in proprio: 19

 Teste: 29
 Azionisti in delega: 1548

DE* delega alla persona fisica sopra indicata con il numero della scheda magnetica

**D delega alla persona fisica sopra indicata con il numero della scheda magnetica (votazione effettuata alla postazione assistita)

RL* rappresentanza legale alla persona fisica sopra indicata con il numero della scheda magnetica

Assemblea Ordinaria del 28 aprile 2017

LISTA ESITO DELLE VOTAZIONE
 Oggetto: **Approvazione bilancio esercizio 2016**

FAVOREVOLI

Cognome	Tot. Voti	Proprio	Delega
**D UBAM	82.264		82.264
**D BNP PARIBAS L1	377.483		377.483
**D BNP PARIBAS A FUND	37.224		37.224
**D PARVEST	872.256		872.256
**D METROPOLITAN RENTASTRO	55.668		55.668
**D BNP PARIBAS B PENSION BALANCED	183.684		183.684
**D BNP PARIBAS B PENSION STABILITY	11.741		11.741
**D BNP PARIBAS B INVEST	4.520		4.520
**D BNP PARIBAS FUND III NV	1.201		1.201
**D LEMBAGA TABUNG AMANAH PEKERJA	1.235		1.235
**D BPOPF M AND D TWO	120.700		120.700
**D IPAC SPEC INV STR INT SHARE STR NO 9	619		619
**D AMP CAP UNHEDGED GL SHS MULTI MAN FUND	3.064		3.064
**D MERCER UNHEDGED OVERSEAS SHARES TRUST	1.430		1.430
**D AUSTRALIAN CATHOLIC SUPERAN RETIREM FUND	1.522		1.522
**D INSURANCE COMMISSION OF WESTERN AUSTRALI	54.066		54.066
**D ENHANCED INDEX INTERNATIONAL SHARE FUND	18.773		18.773
**D TROPIM INDEXED INT SHARE(UNHEDGED) F	1.842		1.842
**D WHOLESALE UNIT TRUST MSCI GLOB INDEX SHS	1.722		1.722
**D WHOLESALE UNIT TRUST GLOBAL SHARES F 3	1.433		1.433
**D WHOLESALE GLOBAL EQUITY INDEX FUND	782		782
**D AMP INTERNATIONAL EQUITY INDEX FUND	24.272		24.272
**D UNISUPER	2.002		2.002
**D TELEVIE CAP 1087 FCP SGM	43		43
**D FCP MOLINEL 15	3.136		3.136
**D FCP MOLINEL 14	1.164		1.164
**D FCP MOLINEL 11	2.836		2.836
**D ACM CAP 1066	160		160
**D ACM CAP 1050	305		305
**D ACM CAP 1048	31		31
**D ACM CAP 1046	85		85
**D ACM CAP 1044	95		95
**D ACM CAPM 1043	59		59
**D ACM CAP 1042	55		55
**D ACM CAP 1034	84		84
**D ACM CAP 1026	134		134
**D ACM CAP 1025	115		115
**D ACM CAP 1024	114		114
**D ACM CAP 1013	130		130
**D ACM CAP 1009	103		103
**D ACM CAP 1008	143		143
**D ACM CAP 1006	100		100
**D ACM CAP 1005	68		68
**D ACM CAP 1004	701		701
**D F F M 26	965		965

Pagina 7

Azionisti: 1567
 Azionisti in proprio: 19

Teste: 29
 Azionisti in delega: 1548

DE* delega alla persona fisica sopra indicata con il numero della scheda magnetica

**D delega alla persona fisica sopra indicata con il numero della scheda magnetica (votazione effettuata alla postazione assistita)

RL* rappresentanza legale alla persona fisica sopra indicata con il numero della scheda magnetica

Assemblea Ordinaria del 28 aprile 2017

LISTA ESITO DELLE VOTAZIONE
 Oggetto: **Approvazione bilancio esercizio 2016**

FAVOREVOLI

Cognome	Tot. Voti	Proprio	Delega
**D SICAV FADELIS INVEST	1.565		1.565
**D FCP SERENIS ALLEGRO 1165	381		381
**D FCP LES TROIS FONTAINES	1.000		1.000
**D FCP SERENIS MEZZO 1157	2.001		2.001
**D FCP DIATEC	1.500		1.500
**D FCP SERENIS ALLEGRO 1144	3.446		3.446
**D SICAV METISS	2.500		2.500
**D FCP SACRE COEUR	6.608		6.608
**D FCP DUPONT AND CO	735		735
**D FCP PYRENEES GLOBAL	1.135		1.135
**D FCP JPA	750		750
**D LES BRUYERES	750		750
**D FCP JCD FIVE	1.500		1.500
**D FCP_CAGNI	2.500		2.500
**D FCP SERENIS ADAGIO 1109	2.522		2.522
**D FCP MILLENAIRE	2.895		2.895
**D FCP CATILLON 1	1.395		1.395
**D FCP SERENIS CAP 1103	297		297
**D SERENIS CAP 1101	2.927		2.927
**D FCP SERENIS CAP 1099	100		100
**D FCP YORELA	6.699		6.699
**D PI CH - EUROPEAN EX SWISS EQUITIES TRACKER EX SL	4.907		4.907
**D PI CH-WORLD EX SWISS EQUITIES TRACKER US	11.599		11.599
**D BANQUE PICTET & CIE SA	10.694		10.694
**D GLOBAL OPPORTUNITY FUND	5.110		5.110
**D CADMOS-GULE EUROPEAN ENGAGEMENT FUND	7.000		7.000
**D PICTET-EUROPE INDEX	34.017		34.017
**D SHINKO GLOBAL EQUITY INDEX MOTHER FUND	375		375
**D WORLD EQUITY ACTIVE MOTHER FUND	11.097		11.097
**D FTSE-EDHEC RISK EFFICIENT INT DEVELOPED COUNTRIES INDEX	571		571
**D GIVI GLOBAL EQUITY FUND CLT AC	1.438		1.438
**D RBC FUNDS LUX	1.955		1.955
**D ALPHA UCITS SICAV	50.000		50.000
**D QUAESTIO CAPITAL FUND	695		695
**D COMGEST GROWTH PLC	703.044		703.044
**D UNIVERSE THE CMI GLOBAL NETWORK FUND	23.409		23.409
**D OFI MULTI SELECT	10.000		10.000
**D SWISS RE EUROPE S.A	80.000		80.000
**D BLACKROCK INSTITUTIONAL POOLED FUND PLC	4.566		4.566
**D SHELL TRUST (BERMUDA) LTD AS TRUSTEE OF THE SHELL OVERSEAS C.P. FUND	8.358		8.358
**D SHELL TRUST (BERMUDA) LIMITED AS TRUSTEE	2.164		2.164
**D NFS LIMITED TRAFALGAR COURT LES BANQUES	6.468		6.468
**D NFS LIMITED TRAFALGAR COURT LES BANQUES	6.723		6.723
**D SAS TRUSTEE CORPORATION	16.712		16.712
**D H.E.S.T. AUSTRALIA LIMITED	14.258		14.258

Assemblea Ordinaria del 28 aprile 2017

LISTA ESITO DELLE VOTAZIONE

Oggetto: **Approvazione bilancio esercizio 2016**

FAVOREVOLI

Cognome	Tot. Voti	Proprio	Delega
**D INTECH INTER SHARES HIGH OPPORTUN. TRUST	3.162		3.162
**D UBS GLOBAL ASSET MANAGEMENT LIFE LTD	40.776		40.776
**D BANCO CENTRAL DE TIMOR EST	12.570		12.570
**D THE THOMSON HOLDINGS INC.GROUP PENSION P	24.000		24.000
**D CONNECTICUT GENERAL LIFE INSURANCE COMPA	1.955		1.955
**D GAMMA EMIRATES INVESTMENT L.L.C. EM	449		449
**D ROCKEFELLER & CO., INC	13.040		13.040
**D JPMORGAN CHASE BANK N.A.	838		838
**D JPMORGAN CHASE BANK	28.473		28.473
**D IBM PERSONAL PENSION PLAN TRUST	16.386		16.386
**D ACCIDENT COMPENSATION CORPORATION	21.801		21.801
**D ACCIDENT COMPENSATION CORPORATION	120.500		120.500
**D YOUNG WOMENS CHRISTIAN ASS RET FD	4.080		4.080
**D FIDELITY INVESTMENTS MONEY MANAGEMENT INC	704		704
**D THE BARCLAYS BANK UK RETIREMENT FUND	12.108		12.108
**D ISHARES EDGE MSCI WORLD MINIMUM VOLATILI	87		87
**D IBM PERSONAL PENSION PLAN TRUST	934		934
**D BLACKROCK SCREEN WHOLE INDEXED INT EQ FD	324		324
**D SOCIAL INSURANCE ORGANIZATION	54.900		54.900
**D HARTFORD LIFE INSURANCE COMPANY	4.244		4.244
**D BANCO CENTRAL DE TIMOR EST	15.092		15.092
**D WSSP INTERNATIONAL EQUITIES TRUST	3.652		3.652
**D BLACKROCK INDEXED ALL-COUNTRY EQUITY FUN	811		811
**D SUPERANNUATION FUNDS MANAGEMENT CORPORATION OF SOUTH AUSTRALIA	148.000		148.000
**D EUROPACIFIC GROWTH FUND	2.280.000		2.280.000
**D UBS (US) GROUP TRUST	5.149		5.149
**D QANTAS SUPERANNUATION PLAN	4.803		4.803
**D BLACKROCK WHOLESALE INDEXED INTERNATIONA	13.035		13.035
**D AXA EQUITABLE LIFE INSURANCE CO	1.995		1.995
**D LUCRF PTY LTD FOR THE LABOUR UNION CO-O	1.137		1.137
**D ADVANCE INTERNATIONAL SHARE INDEX FUND	7.038		7.038
**D UBS ASSET MANAGEMENT LIFE LTD	64		64
**D FLEXSHARES STOXX GLOBAL ESG IMPACT INDEX	62		62
**D T ROWE PRICE INTERNATIONAL EQUITY INDEX	5.670		5.670
**D JNL/BLACKROCK GLOBAL ALLOCATION FUND	102.524		102.524
**D EQ ADV. TRUST AXA INTL.CORE MANAGED VOLA	10.148		10.148
**D SBC MASTER PENSION TRUST	31.728		31.728
**D SBC MASTER PENSION TRUST SBC MASTER PENSION TRUST 208	6.860		6.860
**D FLEXSHARES MORNINGSTAR DEVELOPED MARKETS	3.510		3.510
**D MFS INSTITUTIONAL INTERNATIONAL EQUITY F	447.956		447.956
**D NVIT INTERNATIONAL INDEX FUND	25.782		25.782
**D SBC MASTER PENSION TRUST	10.863		10.863
**D RETIREMENT INCOME PLAN OF SAUDI ARABIAN OIL COMPANY	833		833
**D FUNDACAO CALOUSTE GULBENKIAN	2.144		2.144
**D EQ.ADVISORS TRUST - AXA TEMPLETON GLOBAL	2.041		2.041

Pagina 9

DE* delega alla persona fisica sopra indicata con il numero della scheda magnetica

**D delega alla persona fisica sopra indicata con il numero della scheda magnetica (votazione effettuata alla postazione assistita)

RL* rappresentanza legale alla persona fisica sopra indicata con il numero della scheda magnetica

Azionisti: 1567
Azionisti in proprio: 19Teste: 29
Azionisti in delega: 1548

Assemblea Ordinaria del 28 aprile 2017

LISTA ESITO DELLE VOTAZIONE

Oggetto: **Approvazione bilancio esercizio 2016****FAVOREVOLI**

Cognome	Tot. Voti	Proprio	Delega
**D EQ ADVISORS TRUST-AXA GLOBAL EQ MANAGED	8.770		8.770
**D JNL/MELLON CAPITAL INTNAL INDEX FUND	31.349		31.349
**D EQ ADVISORS TST - ATM INTERNATIONAL MANA	18.923		18.923
**D PUBLIC EMPLOYEES RETIREMENT SYSTEM OF OHIO	134.925		134.925
**D PUBLIC EMPLOYEES RETIREMENT SYSTEM OF OHIO	10.255		10.255
**D PUBLIC EMPLOYEES RETIREMENT SYSTEM OF OHIO	9.502		9.502
**D THE MASTER TRUST BANK OF JAPAN LTD	192.571		192.571
**D THE MASTER TRUST BANK OF JAPAN, LTD AS TRUSTEE FOR MUTB400045796	223.649		223.649
**D SANLAM LIFE AND PENSIONS UK LIMITED	5.389		5.389
**D STICHTING SHELL PENSIOENFONDS	14.698		14.698
**D SOMERSET COUNTY COUNCIL PENSION FUND	64.657		64.657
**D SHELL PENSIONS TRUST LIMITED AS TRUSTEE OF SHELL CONTRIBUTORY PENSION FUND	12.558		12.558
**D THE MASTER TRUST BANK OF JAPAN, LTD. AS TRUSTEE FOR MUTB400045792	178.759		178.759
**D MASTER TRUST BANK OF JAPAN, LTD. PENSION	214.179		214.179
**D KAPITALFORENINGEN PENSAM INVEST PSI 30 EUROPÆISKE AKTIER	10.146		10.146
**D JUPITER EUROPEAN OPPORTUNITIES TRUST PLC	246.551		246.551
**D ALLIANZGI-FONDS DSPT	6.439		6.439
**D FIDELITY PURITAN FUND	81.800		81.800
**D BUREAU OF LABOR FUNDS- LABOR PENSION FUND	8.910		8.910
**D BUREAU OF LABOR FUNDS- LABOR PENSION FUND	2.503		2.503
**D NATIONWIDE INTERNATIONAL INDEX FUND	19.301		19.301
**D TRUST AND CUSTODY SERVICED BANK LIMITED	21.679		21.679
**D VANTAGETRUST III MASTER COLLECTIVE INVES	5.614		5.614
**D EQ.ADVISORS TRUST-AXA/AB DYNAMIC GROWTH	7.335		7.335
**D EQ ADVISORS TRUST-AXA INTL.MANAGED VOLAT	24.874		24.874
**D JNL/WMC FOCUSED INTERNATIONAL EQUITY FD	402.119		402.119
**D STICHTING PENSIOENFONDS VOOR HUISARTSEN	10.876		10.876
**D VIRTUS INTERNATIONAL WEALTH MASTERS FUND	132		132
**D THE MASTER TRUST BANK OF JAPAN	3.901		3.901
**D BUREAU OF LABOR FUNDS-LABOR INSURANCE FUND	4.576		4.576
**D BUREAU OF LABOR FUNDS-LABOR INSURANCE FUND	780		780
**D STATE OF WYOMING	7.394		7.394
**D CITY OF PHILADELPHIA PUBLIC RETIREMENT	8.165		8.165
**D MISSOURI EDUCATION PENSION TRUST	41.249		41.249
**D NEW YORK STATE COMMON RETIREMENT FUND	59.559		59.559
**D STATE OF WYOMING	79.205		79.205
**D FIDELITY INVESTMENT FUNDS - FIDELITY	9.331		9.331
**D FIDELITY INVESTMENT FUNDS - FIDELITY MONEYBUILDER WORLD INDEX FUND	2.229		2.229
**D PROSHARES HEDGED FTSE EUROPE ETF	81		81
**D O`SHARES FTSE EUROPE QUALITY DIVIDEND ET	1.610		1.610
**D KATHERINE C. MOORE CHARITABLE LEAD ANNUITY TRUST II	471		471
**D NEW MEXICO STATE INVESTMENT COUNCIL	11.285		11.285
**D FRANKLIN TEMPLETON COLLECTIVE INVESTMENT TRUST - FRANKLIN NON - U.S. EQUITY TRUST	5.900		5.900
**D DFE ASSET MANAGEMENT LLC	6.755		6.755
**D THE RANDOLPH FOUNDATION	3.190		3.190

Pagina 10

Azionisti: 1567
Azionisti in proprio: 19Teste: 29
Azionisti in delega: 1548

DE* delega alla persona fisica sopra indicata con il numero della scheda magnetica

**D delega alla persona fisica sopra indicata con il numero della scheda magnetica (votazione effettuata alla postazione assistita)

RL* rappresentanza legale alla persona fisica sopra indicata con il numero della scheda magnetica

Assemblea Ordinaria del 28 aprile 2017

LISTA ESITO DELLE VOTAZIONE

Oggetto: **Approvazione bilancio esercizio 2016**

FAVOREVOLI

Cognome	Tot. Voti	Proprio	Delega
**D THE KATHERINE MOORE REVOCABLE TRUST	541		541
**D MASTER TRUST FOR SIEMENS PENSION PLANS	7.400		7.400
**D MASTER TRUST FOR SIEMENS SAVINGS PLANS	16.373		16.373
**D PENSION TRUST FUND FOR OPERATING ENGINEE	80.000		80.000
**D FRANKLIN SIERRA NON US EQUITY TRUST	45.000		45.000
**D FM KIRBY DTD TRUST 1/3/75 FBO JEFFERSON W KIRBY	185		185
**D UBS MSCI WORLD MINIMUM VOLATILITY INDEX	17.313		17.313
**D REG RETR EMPL MANUELS VILLE MONTREAL	2.758		2.758
**D RBC EUROPEAN DIVIDEND FUND	30.421		30.421
**D MANULIFE INTERNATIONAL EQUITY INDEX FUND	743		743
**D HEX FOSSIL FUEL-FREE ACWI F BUREAU 4200	1.293		1.293
**D HEXAVEST WORLD FUND	44.745		44.745
**D HEXAVEST EUROPE FUND	54.620		54.620
**D RBC EUROPEAN EQUITY FUND	1.659.349		1.659.349
**D BOMBARDIER TRUST(CANADA) GLOBAL EQUIT FU	3.018		3.018
**D THE BOMBARDIER TRUST (UK)	2.141		2.141
**D DFC GLOBAL EQUITY FUND	17.392		17.392
**D RBC INTERNATIONAL EQUITY FUND	136.031		136.031
**D RBC BALANCED FUND	71.714		71.714
**D MFS INTERNATIONAL EQUITY FUND	22.475		22.475
**D BEUTEL GOODMAN TOTAL WORLD EQUITY FUND	640		640
**D BEUTEL GOODMAN GLOBAL FUND	69.500		69.500
**D BEUTEL GOODMAN INTERNATIONAL EQ FND	38.700		38.700
**D BEUTEL GOODMAN BALANCED FUND	199.300		199.300
**D MANITOBA TELECOM SERV&PARTECIP SUBS EMPL	509		509
**D RBC GLOBAL BALANCED FUND	18.193		18.193
**D CIDEL BANK & TRUST INC AS TRUSTEE	710		710
**D RBC TOR POOLED CLTS A/C	2.800		2.800
**D REGENT STRAT EUROPEAN EQUITY	17.502		17.502
**D CENTRAL FINANCE BOARD METHODIST CHURCH	1.420		1.420
**D SOUTH YORKSHIRE PENSIONS AUTHORITY	33.000		33.000
**D WEST MIDLANDS METROPOLITAN AUT PENS FD	37.000		37.000
**D WEST YORKSHIRE PENSION FUND	100.000		100.000
**D BBH INTERNATIONAL EQUITY FUND	396.313		396.313
**D VANGUARD GLOBAL EQUITY FUND	16.703		16.703
**D VANGUARD EUROPEAN STOCK INDEX FUND	285.815		285.815
**D VANGUARD DEVELOPED MARKETS INDEX FUND	720.266		720.266
**D FIDELITY FUNDS SICAV	250.659		250.659
**D GIM SPECIALIST INVESTMENT FUNDS	2.111		2.111
**D VANGUARD TOTAL WORLD STOCK INDEX FUND	35.325		35.325
**D VANGUARD FTSE ALL-WORLD EX US INDEX FUND	239.609		239.609
**D VANGUARD FUNDS PLC	33.787		33.787
**D VANGUARD INVESTMENT SERIES, PLC	240.911		240.911
**D HSBC SEOUL BRANCH ACTING AS TRUSTEE FOR BARING GLOBAL DYNAMIC ASSET ALLOCATION MASTER FUND	65		65
**D IRCOM RETRAITE DIVERSIFIE	25.506		25.506

Pagina 11

Azionisti: 1567
Azionisti in proprio: 19Teste: 29
Azionisti in delega: 1548

DE* delega alla persona fisica sopra indicata con il numero della scheda magnetica

**D delega alla persona fisica sopra indicata con il numero della scheda magnetica (votazione effettuata alla postazione assistita)

RL* rappresentanza legale alla persona fisica sopra indicata con il numero della scheda magnetica

Assemblea Ordinaria del 28 aprile 2017

LISTA ESITO DELLE VOTAZIONE

Oggetto: **Approvazione bilancio esercizio 2016****FAVOREVOLI**

Cognome	Tot. Voti	Proprio	Delega
**D FCP ALM ACTIONS EURO	313.080		313.080
**D FCP SAKKARAH 7	4.097		4.097
**D AXA FRANCE VIE	8.217		8.217
**D AXA FRANCE VIE	44.613		44.613
**D AXA FRANCE VIE	33.000		33.000
**D AXA CORPORATE SOLUTIONS ASSURANCE	100.290		100.290
**D AXA FRANCE VIE	27.000		27.000
**D AXA FRANCE VIE	31.000		31.000
**D AXA FRANCE VIE	70.988		70.988
**D LA MUTUELLE SAINT CHRISTOPHE	4.528		4.528
**D AXA FRANCE VIE	2.868		2.868
**D AXA INVESTMENT MANAGERS DE GMBH	63.000		63.000
**D AXA EURO DIVIDEND D	7.243		7.243
**D AXA EURO DIVIDEND L	23.000		23.000
**D AXA EURO DIVIDEND S	60.299		60.299
**D AXA EURO DIVIDEND K	40.000		40.000
**D AXA LEBEN AG	322.638		322.638
**D FCP CM-CIC SILVER ECONOMIE	7.989		7.989
**D FCP BRONGNIART PATRIMOINE	13.936		13.936
**D SICAV MOLINEL 16	2.564		2.564
**D FCP SERENIS ADAGIO 1118	1.120		1.120
**D SICAV C I P E C	7.500		7.500
**D FCP GAILLON SECTORIEL	6.386		6.386
**D FCP UNION EUROPE	210.000		210.000
**D CONSTRUCTION AND BUILDING UNIONS SUPERAN	1		1
**D FIDUCIARY TRUST COMPANY INTERNATIONAL AS	3.428		3.428
**D VANGUARD INTERNATIONAL SHARE INDEX FUND	44.352		44.352
**D ONEPATH LOW VOLATILITY GLOBAL EQ IN POOL	8.381		8.381
**D ONEPATH GLOBAL SHARES LARGE CAP UNHEDGED	19.047		19.047
**D CARBON AWARE INTERNATIONAL SHARES FUND	2.222		2.222
**D EQ ADVISORS TRUST - AXA SMARTBETA EQUITY	300		300
**D UNIVERSITIES SUPERANNUATION SCHEME	129.338		129.338
**D VANGUARD TOTAL INTERNATIONAL STOCK INDEX	1.949.351		1.949.351
**D VANGUARD FID COMPANY EUROPEAN STOCK INDE	9.730		9.730
**D STICHTING DEPOSITARY APG DEVELOPED MARKETS EQUITY MINIMUM VOLATILITY POOL	246.665		246.665
**D 1290 FUNDS - 1290 SMARTBETA EQUITY FUND	300		300
**D FTSE ALL WORLD INDEX FUND	8.985		8.985
**D REASSURE LIMITED	5.616		5.616
**D HSBC EUROPEAN INDEX FUND	31.193		31.193
**D HSBC ETFS PLC	10.987		10.987
**D HSBC GLOBAL INVESTMENT FUNDS	2.316		2.316
**D AXA ASSICURAZIONI SPA	58.905		58.905
**D SC EUROPEAN EQUITIES PASSIVE FUND	2.012		2.012
**D SC EUROPEAN EQUITIES FUND	7.126		7.126
**D AXA PORTUGAL SEGUROS SA	9.135		9.135

Pagina 12

Azionisti: 1567
Azionisti in proprio: 19Teste: 29
Azionisti in delega: 1548

DE* delega alla persona fisica sopra indicata con il numero della scheda magnetica

**D delega alla persona fisica sopra indicata con il numero della scheda magnetica (votazione effettuata alla postazione assistita)

RL* rappresentanza legale alla persona fisica sopra indicata con il numero della scheda magnetica

Assemblea Ordinaria del 28 aprile 2017

LISTA ESITO DELLE VOTAZIONE

Oggetto: **Approvazione bilancio esercizio 2016****FAVOREVOLI**

Cognome	Tot. Voti	Proprio	Delega
**D TRUST E CUSTODY SERVICES BANK LTD	12.452		12.452
**D TRUST & CUSTODY SERVICES BANK LTD AS TRUSTEE FOR PENSION INVESTMENT FUND TRUST NUMBER 21	721		721
**D LOMBARD ODIER FUNDS (SWITZERLAND) SA I3D	22.101		22.101
**D SWISS NATIONAL BANK	1.060.196		1.060.196
**D GAM INVESTMENT MANAGEMENT (SWITZERLAND) LTD.	120.284		120.284
**D FCP GROUPAMA AAEXA	2.018		2.018
**D FCP MICHELET UK TUNNEL	827		827
**D FCP ASTORG FLEXIBLE ALLOCATION	5.227		5.227
**D FCP ASTORG CROISSANCE EMERGING	7.201		7.201
*** DEL VECCHIO CLAUDIO	2.831.000		2.831.000
**D AZL NFJ INTERNATIONAL VALUE FUND	696		696
**D BMO FBO NEW BROOKDALE PR GTBNTR	903		903
**D NKB SII EUROPE GROWTH	3.530		3.530
**D NKB SII GLOBAL AKTIER MIN RISIKO	28.780		28.780
**D CITI RETIREMENT SAVINGS PLAN	42.465		42.465
**D EMPLOYEES RETIREMENT SYSTEM OF TEXAS	181.700		181.700
**D DEUTSCHE XTRKS MSCI ALL WORLD HDG	728		728
**D DREYFUS SEL MGR LS THREE BRIDGES	13.384		13.384
**D DREYFUS STRATEGIC BETA GLOBAL EQ FD	46		46
**D PRHF PHS HARDING LOEVNER	18.000		18.000
**D BOK MCM DM PEQ	1		1
**D SUBSIDIZED SCHOOLS P FUND NORTHERN	4.205		4.205
**D ING INVESTMENT MANAGEMENT	27.981		27.981
**D AO HIT HAI RHUMBLINE EAFE	97		97
**D HRC D RPMT HAP RHUMBLINE EAFE	92		92
**D PS FTSE LO BT EQ WT PORT	3.513		3.513
**D KAPITALFORENINGEN EMD INVEST, GLOBALE AK TIER/II	3.527		3.527
**D KAPITALFORENINGEN EMD INVEST, GLOBALE AK TIER/III	4.983		4.983
**D GREAT WEST MFS INTERNATIONAL GR FD	18.222		18.222
**D EARNEST PARTNERS	11.749		11.749
**D 55005 UP GLOBALE AKTIER II	20.172		20.172
**D NKB INVEST GLOBALE AKTIER BASIS	6		6
**D RPTCL GRPF ARP MAG	1.110		1.110
**D NYKREDIT INVEST TAKTISK ALLOKERING	19		19
**D NKB 31019 MM INVEST GLOBALE AKTIER	5.788		5.788
**D NKB 31020 MM INVEST GLOBAL AKT AKK	2.726		2.726
**D NKB 10513 GLOBAL DIVERSIFIED	7.227		7.227
**D 56053 IP GLOBAL EQUITIES I	8.922		8.922
**D 70030 PD GLOBALE AKTIER VII	15.760		15.760
**D GOLDMAN SACHS GMS ERISA GROUP TRUST	16.530		16.530
**D WILLIAM BLAIR NONUS EQUITY LLLC	64.585		64.585
**D NONUS EQUITY MGRS PORT 1 W BLAIRIR	17.049		17.049
**D TACS NONUS EQUITY CORE MKT CONTINU	19.866		19.866
**D PS FTSE RAFI EU UCITS ETF BNYMTCIL	100		100
**D PS FTSE RAFI DEVEL MAR EXUS PORT	5.852		5.852

Pagina 13

Azionisti: 1567
Azionisti in proprio: 19Teste: 29
Azionisti in delega: 1548

DE* delega alla persona fisica sopra indicata con il numero della scheda magnetica

**D delega alla persona fisica sopra indicata con il numero della scheda magnetica (votazione effettuata alla postazione assistita)

RL* rappresentanza legale alla persona fisica sopra indicata con il numero della scheda magnetica

Assemblea Ordinaria del 28 aprile 2017

LISTA ESITO DELLE VOTAZIONE
 Oggetto: **Approvazione bilancio esercizio 2016**

FAVOREVOLI

Cognome	Tot. Voti	Proprio	Delega
**D CE8F EARNEST PTRS ILCE	130.125		130.125
**D NSNF PARA EAFE MONTI	1.260		1.260
**D NSNF PARA EAFE PI 1	1.446		1.446
**D NSNF PARA EAFE PI 2	673		673
**D THE ANNIE E. CASEY FOUNDATION	20.310		20.310
**D IH1F WILLIAM BLAIR	15.199		15.199
**D IH3F WILLIAM BLAIR	28.176		28.176
**D FLORIDA GLOBAL EQUITY FUND LLC	27.115		27.115
**D BNVF NSTEC FISHER GBL EQ	8.800		8.800
**D OICF OICL OCICL MARATHN	23.009		23.009
**D PGEF PG E QUALIFIED PANAGORA EAFE	6.162		6.162
**D CZ AANDELEN SSGA	2.007		2.007
**D FONDS GEV	3.810		3.810
**D FONDS GES B	2.600		2.600
**D AXA BELGIUM GENERATE FUND	1.118		1.118
**D AXA BELG PRO 50	6.300		6.300
**D ACHMEA POOLS FC AWW	4.526		4.526
**D APVIE	2.050		2.050
**D CENTRAL STATES SOUTH EAST AND SOUTH WEST AREAS PENSION FUND	4.493		4.493
**D FSEAF F208	38.631		38.631
**D NBK SSGA EQ 2	3.181		3.181
**D NBK UBS EQ	2.519		2.519
**D AZL INTERNATIONAL INDEX FUND	479		479
**D AZL BLACKROCK GLOBAL ALLOCATION FUND	11.361		11.361
**D DEUTSCHE XTRK MSCI STH EUR HDG ETF	526		526
**D BFTF MFS INTERNATIONAL	6.118		6.118
**D CASEY FP HOSKING GLOBAL	5.599		5.599
**D COUNTY EMPLOYEES ANNUITY AND BENEFIT FUND OF COOK COUNTY	7.930		7.930
**D US BANK GUIDEMARK WORLD EX US FUND	11.173		11.173
**D US BANKAK STEEL MASTER PENS TRR	819		819
**D US BANK TAX EXEMPT OMNI REP NONRECC	246		246
**D USBK REGIONAL TRANSPORTATION DSPP	238		238
**D USBK ROCKEFELLER EQUITY ALLOCAT FD	18.003		18.003
**D OKLAHOMA STATE UNIVERSITY FOUNDATION	15.000		15.000
**D USBK AHAI RHUMBLINE ADVISERS	210		210
**D B4305 FRB S LUND RES TR FBO B LUND	434		434
**D B4306 FRB M LUND REV TR	718		718
**D USBK AMERICAN HEART ASSOCIATION INC	279		279
**D USBK BBIEF BLACKROCK INVT MGMT LLC	2.999		2.999
**D BRIDGE BUILDER INTERNATIONAL EQUITY FUND	239.970		239.970
**D BNYMTD BFM BLK SYSTEM CONT EUR FUND	175		175
**D WILLIAM BLAIR CAR	4.259		4.259
**D WILLIAM BLAIR CFT	5.287		5.287
**D IADF WHPI FISHER INV	2.567		2.567
**D IADF WELLMARK FISHER INV	1		1

Pagina 16

Azionisti: 1567
 Azionisti in proprio: 19

Teste: 29
 Azionisti in delega: 1548

DE* delega alla persona fisica sopra indicata con il numero della scheda magnetica

**D delega alla persona fisica sopra indicata con il numero della scheda magnetica (votazione effettuata alla postazione assistita)

RL* rappresentanza legale alla persona fisica sopra indicata con il numero della scheda magnetica

Assemblea Ordinaria del 28 aprile 2017

LISTA ESITO DELLE VOTAZIONE

Oggetto: **Approvazione bilancio esercizio 2016****FAVOREVOLI**

Cognome	Tot. Voti	Proprio	Delega
**D RZSF1501 GLOBAL EQ HEXEVEST	3.640		3.640
**D IIF III MARATHON INTERNATIONAL	12.743		12.743
**D AP7 EQUITY FUND	154.910		154.910
**D ALASKA PERMANENT FUND CORPORATION	5.872		5.872
**D ALASKA PERMANENT FUND CORPORATION	14.517		14.517
**D BPS LEGAL AND GENERAL EUR BPSLGEUR	26.322		26.322
**D HRMF MFS INSTITUTIONAL AD	5.217		5.217
**D 1253 APG DME CORE EU	108.444		108.444
**D 2023 APG DME CON DISC	63.478		63.478
**D 2049 APG DME ARROWST	160.139		160.139
**D UA LOCAL UNION OFFICERS AND EMPLOYEES PENSION FUND	23.000		23.000
**D SSGA GLOBAL TEMC STRAT POOL	1.506		1.506
**D MASSEY INTECH	2.580		2.580
**D CEP DEP IP EURO EX UK ENH IND FD	149		149
**D PANAGORA RISK PARITY MULTI ASSET MASTER FUND LTD	4.133		4.133
**D ARCH RE LTD COMGEST EURO EQUITY	16.726		16.726
**D MIDDLETOWN WORKS HOURLY AND SALARIED UNION RETIREES HEALTH CARE FUND	762		762
**D AON HEWITT COLLECTIVE INVESTMENT TRUST	2.019		2.019
**D CPA COP PSERS MARATHON	62.891		62.891
**D CPA COP PSERS PSERS ACWI X US INDEX	25.366		25.366
**D CPU COP PMRS JARISLOWSKY FRASER	21.250		21.250
**D CPZ COP SERS MCM MSCI WORLD X US	35.855		35.855
**D ENSIGN PEAK FISHER INVESTMENTS	133.275		133.275
**D ENSIGN PEAK SELECT EQUITY	330.015		330.015
**D LOUISIANA STATE ERS MSCI EXUS INDEX	1.784		1.784
**D NV PERS MELLON CAPITAL INDEX	59.807		59.807
**D NV PERS SSGA EAFE INDEX	32.339		32.339
**D NV RBF ALLNCEBRNSTN INTL EQ	1.023		1.023
**D NCUF BR EAFE LC GROWTH	18.577		18.577
**D TEA BLACKROCK INC INTL	48.188		48.188
**D UTC EDHEC BLACKROCK UNITED TECHNOLOGIES CORPORATION MASTER RETIREMENT	1.363		1.363
**D UTC MFS INVESTMENT MGMT	11.317		11.317
**D AST GS MULTI ASSET PORT LIQ PDHB	1.901		1.901
**D SP VAN DE NEDERLANDSCHE BANK	2.083		2.083
**D MIN DEF PF OMAN MARATHON EAFE	8.881		8.881
**D POOL RE L AND G MSCI EQ	1.189		1.189
**D BLL AQUIL LIFGLO3000 FMEN WHT INDFD	7.159		7.159
**D AST INTL GROWTH WB PD51	183.772		183.772
**D PSF SP INTL GROWTH WB PD71	5.700		5.700
**D AST ADVANCED STRAT WB PD14	194.957		194.957
**D PENN SERIES DEV INTL INDEX FUND	1.314		1.314
**D PHC SSGA EQ	16.173		16.173
**D PF INTERNATIONAL LARGE CAP FUND	11.306		11.306
**D BNYMTD BLK CONT EUR EQ TRCK FD INV	93.572		93.572
**D FLORIDA RETIREMENT SYSTEM .	23.781		23.781

Pagina 17

Azionisti: 1567
Azionisti in proprio: 19Teste: 29
Azionisti in delega: 1548

DE* delega alla persona fisica sopra indicata con il numero della scheda magnetica

**D delega alla persona fisica sopra indicata con il numero della scheda magnetica (votazione effettuata alla postazione assistita)

RL* rappresentanza legale alla persona fisica sopra indicata con il numero della scheda magnetica

Assemblea Ordinaria del 28 aprile 2017

LISTA ESITO DELLE VOTAZIONE

Oggetto: **Approvazione bilancio esercizio 2016****FAVOREVOLI**

Cognome	Tot. Voti	Proprio	Delega
**D BLACKROCK WORLD EX FLORIDA RET SYS	69.231		69.231
**D METROPOLITAN WATER RECLAMATION DISTRICTRETIREMENT FUND	1.886		1.886
**D OPERATING ENGINEERS LOCAL 101 PENSION FUND	30.000		30.000
**D PENSION RESERVES INVESTMENT TRUST FUND	124.469		124.469
**D EMPLOYEES` RETIREMENT SYSTEM OF THE STATE OF HAWAII	123.012		123.012
**D BELL ATLANTIC MASTER TRUST	50.057		50.057
**D VERIZON MASTER SAVINGS TRUST .	2.576		2.576
**D DUKE ENERGY QUALIFIED NUCLEAR DECOMMISSIONING	11.792		11.792
**D HOWARD HUGHES MEDICAL INSTITUTE	178.895		178.895
**D INDIANA PUBLIC RETIREMENT SYSTEM	10.105		10.105
**D LINCOLN VARIABLE INSURANCE PRODUCTS TRUST LVIP SSGA INTERNATIONAL INDEX FUND	33.063		33.063
**D MERCY INVESTMENT SERVICES INC	947		947
**D PUBLIC EMPLOYEES RETIREMENT SYSTEM OFMISSISSIPPI	61.685		61.685
**D PUBLIC EMPLOYEES RETIREMENT SYSTEM OFMISSISSIPPI	153.900		153.900
**D THE ROCKEFELLER FOUNDATION	5.094		5.094
**D AGI PPI NR 30 HEL 1482 03 5601 SPK	3.071		3.071
**D AGI VGL IDLC 8478 22 6364 SPK	800.545		800.545
**D AGI VKA IDLC 8502 08 6344 SPK	60.035		60.035
**D PUBLIC EMPLOYEES RETIREMENT ASSOCIATION OF NEW MEXICO	11.184		11.184
**D BOARD OF PENSIONS OF THE EVANGELICAL LUTHERAN CHURCH IN AMERICA	2		2
**D FAIRFAX COUNTY POLICE OFFICERS RETIREMENT SYSTEM	19.300		19.300
**D FAIRFAX COUNTY UNIFORMED RETIREMENT SYSTEM	8.569		8.569
**D FAIRFAX COUNTY EMPLOYEES RETIREMENT SYSTEM	32.155		32.155
**D THE STATE OF CONNECTICUT ACTINGTHROUGH ITS TREASURER	76.048		76.048
**D SOUTH CAROLINA RETIREMENT SYSTEMS GROUP TRUST	5		5
**D ULLICO INTERNATIONAL GROUP TRUST	4.228		4.228
**D ULLICO DIVERSIFIED INTERNATIONAL EQUITY FUND LP	38.382		38.382
**D UPS GROUP TRUST	40.017		40.017
**D REGENTS OF THE UNIVERSITY OF MICHIGAN	49.710		49.710
**D INTERNATIONAL BANK FOR RECONSTRUCTION AND DEVELOPMENT	2.341		2.341
**D INTERNATIONAL BANK FOR RECONSTRUCTION AND DEVELOPMENT	1.308		1.308
**D PRUDENTIAL INVESTMENT PORTFOLIO 2 PRUDENTIAL QMA INTL DEVELOPED MRKTS INDEX FUND	219		219
**D FGT FRK INTERNATIONAL GROWTH FD	155.000		155.000
**D PIONEER INVESTMENT MANAGEMENT SGRPA / AZIONARIO CRESCITA	171.932		171.932
**D SEI GLOBAL INVESTMENTS FUND PL	9.734		9.734
**D TST TOUCHSTONE SUSTAINABILITY	55.377		55.377
**D KOKUSAI EQUITY INDEX FUND	2.131		2.131
**D CONSULTING GROUP CAPITAL MARKE	3.721		3.721
**D BBH PARTNER FUND-INT. EQ (KY)	38.499		38.499
**D METZLER INTERNATIONAL INVESTM.	156.800		156.800
**D BLACKROCK GLOBAL ALLOCATION F.	1.115.502		1.115.502
**D BLACKROCK GLOBAL ALLOCATION P.	5.761		5.761
**D BLACKROCK GLOBAL ALLOCATION VI	289.473		289.473
**D THE NOMURA TRUST AND BANKING C	37.382		37.382
**D BBH TRUSTEE SER (IE) LIMITD	17.939		17.939

Pagina 18

Azionisti: 1567
Azionisti in proprio: 19Teste: 29
Azionisti in delega: 1548

DE* delega alla persona fisica sopra indicata con il numero della scheda magnetica

**D delega alla persona fisica sopra indicata con il numero della scheda magnetica (votazione effettuata alla postazione assistita)

RL* rappresentanza legale alla persona fisica sopra indicata con il numero della scheda magnetica

Assemblea Ordinaria del 28 aprile 2017

LISTA ESITO DELLE VOTAZIONE

Oggetto: **Approvazione bilancio esercizio 2016**

FAVOREVOLI

Cognome	Tot. Voti	Proprio	Delega
**D MASSMUTUAL SELECT BLACKROCK GL	15.943		15.943
**D METZLER UNIVERSAL TRUST METZ T	25.900		25.900
**D METZLER INTERNATIONAL INVESTME	5.800		5.800
**D BNP PAM	63.865		63.865
**D CIPAV DIVERSIFIE	30.793		30.793
**D CAVOM DIVERSIFIE	9.888		9.888
**D CIPAV ALOIS	10.707		10.707
**D IRCEC DIVERSIFIE	5.261		5.261
**D AIM EQUITY EMU 1	62.196		62.196
**D ALLIANZ ASAC ACT EUR	22.543		22.543
**D AIM EQUITY EUROPE PG VIE	40.781		40.781
**D SG ACTIONS EUROPE MULTIGESTION	1.135		1.135
**D ETOILE CONSOMMATION EUROPE	11.000		11.000
**D OFI MARKET NEUTRAL EQUITY	14.475		14.475
**D FAMILY VALUES	8.000		8.000
**D SG ACTIONS LUXE	167.749		167.749
**D SG ACTIONS FRANCE	6.920		6.920
**D SG ACTIONS EUROPE	8.384		8.384
**D SG ACTIONS EUROPE LARGE CAP	1.872		1.872
**D AZ CREACTIONS 2	9.915		9.915
**D ETOILE GESTION	516		516
**D OFI AM	11.388		11.388
**D AZ VIE PG ACTIONS	137.172		137.172
**D ALLIANZ VIE	12.376		12.376
**D ALLIANZ VIE ACE ACTIONS	44.006		44.006
**D AZ VIE PFON RETRAITE ACTION	51.082		51.082
**D PIONEER FUNDS - ITALIAN EQUITY	43.046		43.046
**D VANDAM STREET FUND L.P SELECT EQUITY GROUP LP	1.854		1.854
**D UBS FUND MANAGEMENT (SWITZERLAND) AG	71.937		71.937
**D UBS FUND MANAGEMENT(LUXEMBOURG) SA	70		70
**D UBS GLOBAL SOLUTIONS - GLOBAL EQUITIES EUR	1.620		1.620
**D UBS GLOBAL SOLUTIONS - GLOBAL EQUITIES II EUR	1.499		1.499
**D FOCUSED SICAV GLOBAL EQUITY STRATEGY (USD)	442		442
**D UBS (LUX) STRATEGY XTRA SICAV	87		87
**D P2 UBS SRI GLOBAL EQUITY	995		995
**D GOVERNMENT OF NORWAY	3.441.200		3.441.200
**D ENERGY SUPER	39.400		39.400
**D MLC INVESTMENTS, MLC LIMITED	332.433		332.433
**D MLC INVESTMENTS, MLC LIMITED	598		598
**D VICTORIAN SUPERANNUATION FUND	7.683		7.683
**D VICTORIAN SUPERANNUATION FUND	88.447		88.447
**D WM POOL - EQUITIES TRUST NO. 72	11.072		11.072
**D NORGES BANK	40.545		40.545
**D AEGON CUSTODY B.V	28.280		28.280
**D AHL DIRECTIONAL EQUITIES MASTER LIMITED	2.619		2.619

Pagina 19

DE* delega alla persona fisica sopra indicata con il numero della scheda magnetica

**D delega alla persona fisica sopra indicata con il numero della scheda magnetica (votazione effettuata alla postazione assistita)

RL* rappresentanza legale alla persona fisica sopra indicata con il numero della scheda magnetica

Azionisti:	1567	Teste:	29
Azionisti in proprio:	19	Azionisti in delega:	1548

Assemblea Ordinaria del 28 aprile 2017

LISTA ESITO DELLE VOTAZIONE

Oggetto: **Approvazione bilancio esercizio 2016****FAVOREVOLI**

Cognome	Tot. Voti	Proprio	Delega
**D AHL EVOLUTION LTD SHARMAINE BERKELEY ARGONAUT LTD	58.926		58.926
**D AQR MULTI-STRATEGY FUND VI LP CO AQR CAPITAL MGM LLC	188.654		188.654
**D BAXTER STREET FUND II L.P.	334.011		334.011
**D BAXTER STREET FUND L.P	333.214		333.214
**D BAXTER STREET OFFSHORE MASTER FUND LTD	608.890		608.890
**D BEDFORD PROPERTY INC	30.500		30.500
**D BERESFORD FUNDS PLC	35.157		35.157
**D BMO GLOBAL ASSET MGT (ASIA) LIMITED	317		317
**D CBOSC ATF CBGS-WGSS02	10.781		10.781
**D CBOSC ATF CW BK GRP SUP WGSS08	2.940		2.940
**D CBOSC-CBGS-WGSS07	796		796
**D CFSIL - COLONIAL FIRST STATE GLOBAL ASSET MANAGEMENT MULTI SECTOR TRUST 1	31		31
**D CFSIL RE COLONIAL FIRST STATE INVESTMENT FUND 10	1.040		1.040
**D CITI LUX BNO WILLIAM BLAIR DYNAMIC DIVERSIFIED ALLOC.FUND 2	1.648		1.648
**D COLONIAL FIRST STATE	8.371		8.371
**D COLONIAL FIRST STATE INVESTMENTS LIMITED.	13.231		13.231
**D COOPER SQUARE FUND LP	277.739		277.739
**D COOPER SQUARE OFFSHORE MASTER FUND LTD	82.939		82.939
**D EATON VANCE INTERNATIONAL (IRELAND)	288		288
**D GUY P WYSER PRATTE	49.500		49.500
**D HOSTPLUS POOLED SUPERANNUATION TRUST	16.356		16.356
**D IRISH LIFE ASSURANCE	71.588		71.588
**D IRISH LIFE ASSURANCE PLC	2.153		2.153
**D IRISH LIFE ASSURANCE PLC	3.179		3.179
**D IRISH LIFE ASSURANCE PLC	1.492		1.492
**D IRISH LIFE ASSURANCE PLC	19.285		19.285
**D IRISH LIFE ASSURANCE PLC	8.781		8.781
**D IRISH LIFE ASSURANCE PLC	660		660
**D JANUS CAPITAL FUND PLC	14.779		14.779
**D JOHN HANCOCK FUNDS II INTERNATIONAL STRATEGIC EQUITY ALLOCATION FUND	19.246		19.246
**D JOHN HANCOCK VARIABLE INSURANCE TRUST INTERNATIONAL EQUITY INDEX TRUST	5.802		5.802
**D KOREA POST	12.924		12.924
**D LEGAL AND GENERAL	43.692		43.692
**D LEGAL AND GENERAL ASSURANCE PENSIONS MANAGEMENT LIMITED	1.056.188		1.056.188
**D LEGAL AND GENERAL ASSURANCE SOCIETY LIMITED	1.002		1.002
**D LEGAL AND GENERAL COLLECTIVE INVESTMENT TRUST	24.165		24.165
**D LEGAL AND GENERAL INVESTMENT MANAGEMENT	2.039		2.039
**D MACQUARIE MULTI FACTOR FUND	1.411		1.411
**D NATIONAL COUNCIL FOR SOCIAL SECURITY FUND.	1.883		1.883
**D NOMURA GLOBAL LUXURY BRANDS FUND	28.498		28.498
**D SDA INTL EQUITY INDEX FD WORLD	4.425		4.425
**D SELECT INTERNATIONAL ELS MASTER FUND LTD	21.166		21.166
**D SIEFORE BANAMEX BASICA 2 SA DE CV	9.023		9.023
**D SIEFORE BANAMEX BASICA 3 SA DE CV	12.281		12.281
**D SIEFORE BANAMEX BASICA 4-SA DE CV.	13.785		13.785

Pagina 20

Azionisti: 1567
Azionisti in proprio: 19Teste: 29
Azionisti in delega: 1548

DE* delega alla persona fisica sopra indicata con il numero della scheda magnetica

**D delega alla persona fisica sopra indicata con il numero della scheda magnetica (votazione effettuata alla postazione assistita)

RL* rappresentanza legale alla persona fisica sopra indicata con il numero della scheda magnetica

Assemblea Ordinaria del 28 aprile 2017

LISTA ESITO DELLE VOTAZIONE

Oggetto: **Approvazione bilancio esercizio 2016****FAVOREVOLI**

Cognome	Tot. Voti	Proprio	Delega
**D STICHTING MN SERVICES AANDELENFONDS EUROPA	16.272		16.272
**D STICHTING PENSIOENFONDS METAAL	28.477		28.477
**D STICHTING PENSIOENFONDS METAAL EN T MN SERVICES	54.646		54.646
**D STICHTING PGGM DEPOSITARY	110.375		110.375
**D THE NOMURA TRUST AND BANKING CO LTD	3.486		3.486
**D THREE BRIDGES CAPITAL LP LMA SPC-MAP 201 SEGREGATED PORTFOLIO	6.369		6.369
**D THREE BRIDGES CAPITAL LP	7.395		7.395
**D THREE BRIDGES EUROPE LONG ONLY MASTER FUND LTD	40.631		40.631
**D VICTORY CEMP DEVELOPED ENHANCED VOLATILITY WTD INDEX ETF	2.181		2.181
**D VICTORY CEMP INTERNATIONAL VOLATILITY WTD INDEX ETF	397		397
**D WCM FOCUSED INTERNATIONAL GROWTH FUND LP	277.850		277.850
**D WCM FOCUSED INTERNATIONAL GROWTH FUND.	1.306.168		1.306.168
**D WALDEN INTERNATIONAL EQUITY FUND	3.949		3.949
**D SONOMA COUNTY EMPLOYEES RETIREMENT ASSOCIATION	4.506		4.506
**D NOVARTIS CORPORATION PENSION MASTER TRUST	5.091		5.091
**D LEGG MASON DEVELOPED EX-US DIVERSIFIED CORE ETF	207		207
**D STATE FARM VARIABLE PRODUCT TRUST, INTERNATIONAL EQ INDEX F	3.821		3.821
**D BEAUMONT HEALTH MASTER RETIREMENT TRUST	1.553		1.553
**D KAISER PERMANENTE GROUP TRUST	66.339		66.339
**D WILLIAM BEAUMONT HOSPITAL	1.891		1.891
**D ARKWRIGHT, LLC	434		434
**D MANUFACTURERS AND TRADERS TRUST COMPANY	2.000		2.000
**D ARKWRIGHT, LLC	399		399
**D KAISER FOUNDATION HOSPITALS	11.774		11.774
**D KAISER FOUNDATION HOSPITALS	3.992		3.992
**D KAISER FOUNDATION HOSPITALS	41.898		41.898
**D LAUDUS INTERNATIONAL MARKETMASTERS FUND	676		676
**D SCHWAB INTERNATIONAL EQUITY ETF	90.520		90.520
**D SCHWAB FUNDAMENTAL INTERNATIONAL LARGE COMPANY ETF	14.252		14.252
**D JOHN HANCOCK VAR INS TRUST STRATEGIC EQUITY ALLOCATION TRUST	46.142		46.142
**D JOHN HANCOCK FUNDS II STRATEGIC EQUITY ALLOCATION FUND	28.761		28.761
**D PUTNAM GLOBAL CONSUMER FUND	21.429		21.429
**D THE PREMIER TRUST FUND FOR QUALIFIED EMPLOYEE BENEFIT PLANS	7.500		7.500
**D LAZARD ASSET MANAGEMENT LLC	986		986
**D INTERNATIONAL EXPATRIATE BENEFIT MASTER TRUST	935		935
**D MFS HERITAGE TRUST COMPANY COLLECTIVE INVESTMENT TRUST	19.233		19.233
**D GOLDMAN SACHS TRST II-GOLDMAN SACHS MULTI-MNGR GLOBAL EQT FUND	11.668		11.668
**D GOLDMAN SACHS TRUST II - MULTI-MANAGER INTERNL EQUITY FUND	50.906		50.906
**D GOLDMAN SACHS TRUST- GOLDMAN SACHS GLOBAL MANAGED BETA FUND	1.882		1.882
**D INTERNATIONAL MONETARY FUND	3.558		3.558
**D INTERNATIONAL MONETARY FUND	4.089		4.089
**D USAA INTERNATIONAL FUND	134.556		134.556
**D ALLIANCEBERNSTEIN GLOBAL RISK ALLOCATION FUND INC	379		379
**D THE ALLIANCEBERNSTEIN POOLING PTF - ALLIANCEB VOL MNGM PTF	1.638		1.638
**D ALLIANCEBERNST VAR PROD SER F INC.ALLIANCEB DYN ASSET ALL PTF	1.559		1.559

Pagina 21

Azionisti: 1567
Azionisti in proprio: 19Teste: 29
Azionisti in delega: 1548

DE* delega alla persona fisica sopra indicata con il numero della scheda magnetica

**D delega alla persona fisica sopra indicata con il numero della scheda magnetica (votazione effettuata alla postazione assistita)

RL* rappresentanza legale alla persona fisica sopra indicata con il numero della scheda magnetica

Assemblea Ordinaria del 28 aprile 2017

LISTA ESITO DELLE VOTAZIONE

Oggetto: **Approvazione bilancio esercizio 2016****FAVOREVOLI**

Cognome	Tot. Voti	Proprio	Delega
**D JOHN HANCOCK LIFE AND HEALTH INSURANCE COMPANY	8.106		8.106
**D METROPOLITAN LIFE INSURANCE COMPANY	6.849		6.849
**D THE MASTER TRUST BK OF JP LTD: HITACHI FOREIGN EQ INDEX MF	3.163		3.163
**D SPDR MSCI WORLD QUALITY MIX FUND	121		121
**D THE CHINESE UNIV OF HK STAFF SUPERANNUATION SCHEME(1995)	441		441
**D OKLAHOMA FIREFIGHTERS PENSION &RETIREMENT SYSTEM	39.685		39.685
**D GMAM INVESTMENT FUNDS TRUST	34.956		34.956
**D GMAM GROUP PENSION TRUST II	15.632		15.632
**D IBM RETIREMENT PLAN	1.184		1.184
**D AMERICAN BUREAU OF SHIPPING	65		65
**D AMERICAN CENTURY CAPITAL PTFs, INC.- AC ALTERNATIVES EQT FUND	6.060		6.060
**D PEOPLE`S BANK OF CHINA	58.234		58.234
**D JP TR SERV BK LTD ATF MATB MSCI KOKUSAI INDEX MOTHER F	3.542		3.542
**D AXA IM SMART MATCHING SOLUTIONS PUBLIC LIMITED COMPANY	3.300		3.300
**D JAPAN TRUSTEE SERV BK LTD ATF STB VA GLOBAL EQUITY FUND	26.319		26.319
**D THE MASTER TR BK OF JP LTD ATF INVESCO DEV COUNT EQ INDEX M F	18		18
**D AQR FUNDS - AQR INT RELAXED CONSTRAINT EQUITY FUND	56		56
**D ARROWSTREET MULTI-STRATEGY UMBRELLA PLC	45.869		45.869
**D GENERAL CONFERENCE CORPORATION OF SEVENTH DAY ADVENTISTS	547		547
**D UNITED TECHNOLOGIES CORPORATION EMPLOYEE SAVINGS PLAN	11.526		11.526
**D THE WALT DISNEY COMPANY RETIREMENT PLAN MASTER TRUST	70.699		70.699
**D MET INVESTOR SERIES TRUST-ALLIANC GLOBAL DYNAMIC ALL PTF	17.270		17.270
**D CAREFIRST, INC. RETIREMENT PLAN TRUST FOR GHMSI ASSETS	13.500		13.500
**D CAREFIRST, INC. RETIREMENT PLAN TRUST FOR CFMI ASSETS	12.500		12.500
**D CENTRAL PROVIDENT FUND BOARD	1.980		1.980
**D UAW RETIREE MEDICAL BENEFITS TRUST	29.253		29.253
**D DESJARDINS CANADIAN BALANCED FUND	2.381		2.381
**D CALVERT VP EAFE INTERNATIONAL INDEX PORTFOLIO	1.726		1.726
**D CALVERT RESP INX SRS, INC.-CLVRT DVD MRKTS EX-U.S. RSP INX FD	319		319
**D CAISSE DE DEPOT ET PLACEMENT DU QUEBEC	96.338		96.338
**D CAISSE DE DEPOT ET PLACEMENT DU QUEBEC	95.310		95.310
**D THE REGENTS OF THE UNIVERSITY OF CALIFORNIA	18.552		18.552
**D THE REGENTS OF THE UNIVERSITY OF CALIFORNIA	357.048		357.048
**D THE REGENTS OF THE UNIVERSITY OF CALIFORNIA	13.302		13.302
**D THE REGENTS OF THE UNIVERSITY OF CALIFORNIA	4.099		4.099
**D THE REGENTS OF THE UNIVERSITY OF CALIFORNIA	301		301
**D VALIC COMPANY I - GLOBAL SOCIAL AWARENESS FUND	3.520		3.520
**D PYRAMIS GLOBAL LOW VOLATILITY EQUITY TRUST	2.090		2.090
**D FIDELITY BALANCED MANAGED RISK PORTFOLIO	1.274		1.274
**D FIDELITY CONSERVATIVE MANAGED RISK PORTFOLIO	556		556
**D MFS INTERNATIONAL EQUITY FUND II	66.319		66.319
**D FEDEX CORPORATION EMPLOYEES PENSION TRUST	59.802		59.802
**D PARAMETRIC INTERNATIONAL EQUITY FUND	4.320		4.320
**D THE BOEING COMPANY EMPLOYEE SAVINGS PLANS MASTER TRUST	15.893		15.893
**D UAW RETIREE MEDICAL BENEFITS TRUST	45.391		45.391

Pagina 22

Azionisti: 1567
Azionisti in proprio: 19Teste: 29
Azionisti in delega: 1548

DE* delega alla persona fisica sopra indicata con il numero della scheda magnetica

**D delega alla persona fisica sopra indicata con il numero della scheda magnetica (votazione effettuata alla postazione assistita)

RL* rappresentanza legale alla persona fisica sopra indicata con il numero della scheda magnetica

Assemblea Ordinaria del 28 aprile 2017

LISTA ESITO DELLE VOTAZIONE

Oggetto: **Approvazione bilancio esercizio 2016****FAVOREVOLI**

Cognome	Tot. Voti	Proprio	Delega
**D EATON VANCE HEXAVEST GLOBAL EQUITY FUND	1.294		1.294
**D EATON VANCE HEXAVEST INTERNATIONAL EQUITY FUND	268		268
**D TAX - MANAGED INTERNATIONAL EQUITY PORTFOLIO	1.065		1.065
**D GAMCO GLOBAL GROWTH FUND	26.500		26.500
**D HARBOR DIVERSIFIED INTERNATIONAL ALL CAP FUND	24.503		24.503
**D THE GENERAL MOTORS CANADA HOURLY PLAN TRUST	7.188		7.188
**D THE GENERAL MOTORS CANADA SALARIED PLAN TRUST	1.593		1.593
**D RUSSELL INVESTMENT COMPANY SELECT INTERNATIONAL EQUITY FUND	5.489		5.489
**D THE HARTFORD INTERNATIONAL GROWTH FUND	13.346		13.346
**D HARTFORD INTERNATIONAL EQUITY FUND	1.425		1.425
**D AMERICAN FUNDS INSURANCE SERIES GROWTH FUND	689.000		689.000
**D AMERICAN FUNDS INSURANCE SERIES GLOBAL GROWTH FUND	587.617		587.617
**D THE GROWTH FUND OF AMERICA INC	1.630.000		1.630.000
**D ROCHE U.S. RETIREMENT PLANS MASTER TRUST	94.151		94.151
**D HOSKING PARTNERS COLLECTIVE INVESTMENT TRUST	12.138		12.138
**D HEXAVEST EAFE EQUITY FUND	10.937		10.937
**D HEXAVEST ACWI EQUITY FUND	974		974
**D HEXAVEST WORLD EQUITY FUND	10.127		10.127
**D TIFF INVESTMENT PROGRAM, INC - TIFF MULTI-ASSET FUND	18.633		18.633
**D TIFF INVESTMENT PROGRAM, INC - TIFF MULTI-ASSET FUND	10.309		10.309
**D THE TIFF KEYSTONE FUND, L.P.	1.780		1.780
**D NATIXIS SEEYOND INTERNATIONAL MINIMUM VOLATILITY ETF	2.058		2.058
**D TRANSAMERICA GLOBAL EQUITY	20.627		20.627
**D WILLIAM BLAIR DYNAMIC DIVERSIFIED ALLOCATION FUND LLC	2.320		2.320
**D WILLIAM BLAIR INTERNATIONAL LEADERS FUND LLC	18.551		18.551
**D WILLIAM BLAIR INSTITUTIONAL INTERNATIONAL EQUITY FUND	3.380		3.380
**D WILLIAM BLAIR INTERNATIONAL EQUITY FUND	18.240		18.240
**D TRANSAMERICA AB DYNAMIC ALLOCATION VP	871		871
**D WILLIAM BLAIR INTERNATIONAL LEADERS FUND	75.737		75.737
**D TANGERINE BALANCED INCOME PORTFOLIO	339		339
**D TANGERINE BALANCED PORTFOLIO	2.154		2.154
**D TANGERINE BALANCED GROWTH PORTFOLIO	1.885		1.885
**D TANGERINE EQUITY GROWTH PORTFOLIO	1.648		1.648
**D STATE FARM MUTUAL FUND TRUST, INTERNATIONAL INDEX FUND	3.728		3.728
**D TRANSAMERICA BLACKROCK GLOBAL ALLOCATION VP	49.828		49.828
**D MM SELECT EQUITY ASSET FUND	3.698		3.698
**D MM MSCI EAFE INTERNATIONAL INDEX FUND	3.815		3.815
**D JANUS CAPITAL MANAGEMENT LLC	65		65
**D JOHNSON & JOHNSON PENSION & SAVINGS PLANS MASTER TRUST	18.889		18.889
**D RUSSELL INVESTMENT COMPANY PLC	331		331
**D INTECH GLOBAL ALL COUNTRY ENHANCED INDEX FUND LLC	95		95
**D SEASONS SERIES TRUST INTERNATIONAL EQUITY PORTFOLIO	2.883		2.883
**D SUNAMERICA SERIES TRUST - SA INTERNATIONAL INDEX PORTFOLIO	3.018		3.018
**D RUSSELL INSTITUTIONAL FUNDS PLC	1.281		1.281
**D STATE STREET GLOBAL EQUITY EX-US INDEX PORTFOLIO	8.819		8.819

Pagina 23

Azionisti: 1567
Azionisti in proprio: 19Teste: 29
Azionisti in delega: 1548

DE* delega alla persona fisica sopra indicata con il numero della scheda magnetica

**D delega alla persona fisica sopra indicata con il numero della scheda magnetica (votazione effettuata alla postazione assistita)

RL* rappresentanza legale alla persona fisica sopra indicata con il numero della scheda magnetica

Assemblea Ordinaria del 28 aprile 2017

LISTA ESITO DELLE VOTAZIONE

Oggetto: **Approvazione bilancio esercizio 2016**

FAVOREVOLI

Cognome	Tot. Voti	Proprio	Delega
**D STATE STREET INTERNATIONAL DEVELOPED EQUITY INDEX PORTFOLIO	29.864		29.864
**D DEUTSCHE EAFE EQUITY INDEX FUND	735		735
**D KP INTERNATIONAL EQUITY FUND	22.809		22.809
**D KP INTERNATIONAL EQUITY FUND	12.315		12.315
**D KP INTERNATIONAL EQUITY FUND	3.099		3.099
**D RHUMBLINE INTERNATIONAL POOLED INDEX TRUST	826		826
**D SPDR MSCI EAFE FOSSIL FUEL FREE ETF	460		460
**D SPDR MSCI EAFE QUALITY MIX ETF	1.589		1.589
**D SPDR MSCI ACWI LOW CARBON TARGET ETF	842		842
**D COUNTY OF LOS ANGELES SAVINGS PLAN	7.786		7.786
**D ALLIANCEBERNSTEIN INTERNATIONAL ALL-COUNTRY PASSIVE SERIES	1.740		1.740
**D MARYLAND STATE RETIREMENT & PENSION SYSTEM	1.687		1.687
**D RUSSELL INV MULTI-ASSET FACTOR EXPOSURE FUND	2.112		2.112
**D THE MASTER TRST BK OF JP,LTD.AS TRST OF EUR GRTH STK MOTHER FD	20.500		20.500
**D MARATHON UCITS FUNDS	333.739		333.739
**D MARATHON GLOBAL FUND PUBLIC LIMITED COMPANY	60.746		60.746
**D THE PRUDENTIAL INSURANCE COMPANY OF AMERICA	6.756		6.756
**D THE PRUDENTIAL INSURANCE COMPANY OF AMERICA	7.356		7.356
**D MGI FUNDS PLC	3.563		3.563
**D MERCER QIF CCF	5.989		5.989
**D MERCER QIF FUND PLC	2.249		2.249
**D MERCER GLOBAL EQUITY FUND	3.272		3.272
**D MGI FUNDS PLC	7.487		7.487
**D MERCER QIF CCF	15.624		15.624
**D MORGAN STANLEY INSTITUTIONAL FUND TR- GL MULTI-ASSET INC PTF	52		52
**D LOCKHEED MARTIN CORP DEFINED CONTRIBUTION PLAN MASTER TRUST	55.000		55.000
**D LOCKHEED MARTIN CORP DEFINED CONTRIBUTION PLAN MASTER TRUST	3.638		3.638
**D MET INVESTORS SERIES TRUST- PANAGORA GLO DIVERSIFIED RISK PTF	868		868
**D RUSSELL INVESTMENT COMPANY PLC	1.258		1.258
**D INTECH INTERNATIONAL MANAGED VOLATILITY FUND	7.241		7.241
**D HARTFORD LIFE INSURANCE COMPANY	1.950		1.950
**D NORTHROP GRUMMAN CORPORATION VEBA MASTER TRUST I	517		517
**D THE JAMES IRVINE FOUNDATION	10.500		10.500
**D ELECTRICAL WORKERS PENSION FUND, LOCAL 103, I.B.E.W.	14.800		14.800
**D TEXAS MUNICIPAL RETIREMENT SYSTEM	46.433		46.433
**D CITY OF NEW YORK GROUP TRUST	52.837		52.837
**D NAZARETH LITERARY AND BENEVOLENT INSTITUTION	16.470		16.470
**D INTEL CORPORATION RETIREE MEDICAL PLAN TRUST	3.898		3.898
**D ALASKA COMMON TRUST FUND	4.913		4.913
**D RIDGEWORTH INTERNATIONAL EQUITY FUND	26.420		26.420
**D RUSSELL INSTITUTIONAL FUNDS LLCRUSSELL INTL EQUITY FUND	16.175		16.175
**D RUSSELL INSTITUTIONAL FUNDS,LLC-RUSSELL GLOB EQ PLUS FUND	358		358
**D EARNEST INTERNATIONAL POOLED GROUP TRUST	20.801		20.801
**D FLOURISH INVESTMENT CORPORATION	179.369		179.369
**D GOV OF HM THE SULTAN AND YANG DI-PERTUAN OF BRUNEI DARUSSALAM	7.813		7.813

Pagina 24

Azionisti: 1567
Azionisti in proprio: 19Teste: 29
Azionisti in delega: 1548

DE* delega alla persona fisica sopra indicata con il numero della scheda magnetica

**D delega alla persona fisica sopra indicata con il numero della scheda magnetica (votazione effettuata alla postazione assistita)

RL* rappresentanza legale alla persona fisica sopra indicata con il numero della scheda magnetica

Assemblea Ordinaria del 28 aprile 2017

LISTA ESITO DELLE VOTAZIONE

Oggetto: **Approvazione bilancio esercizio 2016**

FAVOREVOLI

Cognome	Tot. Voti	Proprio	Delega
**D FLOURISH INVESTMENT CORPORATION	96.337		96.337
**D FLOURISH INVESTMENT CORPORATION	72.517		72.517
**D PEOPLE`S BANK OF CHINA	57.129		57.129
**D PEOPLE`S BANK OF CHINA	114.009		114.009
**D FLOURISH INVESTMENT CORPORATION	56.960		56.960
**D BANK OF KOREA	476		476
**D BANK OF KOREA	363		363
**D DWS GLOBAL THEMES EQUITY FUND	4.015		4.015
**D POWER ASSETS DEFINED CONTRIBUTION SCHEME	681		681
**D SSGA MSCI ACWI EX-USA INDEX NON-LENDING DAILY TRUST	3.812		3.812
**D PEOPLE`S BANK OF CHINA	31.717		31.717
**D GAM INVESTMENT MANAGEMENT (SWITZERLAND) AG	9.560		9.560
**D HONG KONG SPECIAL ADMINISTRATIVE REGION GOVERNMENT-EXCHANGE F	126.900		126.900
**D THE UNIVERSITY OF HONG KONG	679		679
**D STATE STREET IRELAND UNIT TRUST	27.925		27.925
**D SWISS AND GLOBAL AM AG ON BEHALF OF SSGA EUROPE EQUITY INDEX	563		563
**D SSGA SPDR ETFS EUROPE I PUBLIC LIMITED COMPANY	602		602
**D SSGA SPDR ETFS EUROPE I PUBLIC LIMITED COMPANY	16.606		16.606
**D SSGA SPDR ETFS EUROPE II PUBLIC LIMITED COMPANY	52.074		52.074
**D SIR DAVID TRENCH FUND FOR RECREATION	168		168
**D CALIFORNIA PUBLIC EMPLOYEES RETIREMENT SYSTEM	277.844		277.844
**D CALIFORNIA PUBLIC EMPLOYEES RETIREMENT SYSTEM	26.604		26.604
**D CALIFORNIA PUBLIC EMPLOYEES RETIREMENT SYSTEM	18.799		18.799
**D ROMAN CATHOLIC BISHOP OF SPRINGFIELD A CORPORATION SOLE	243		243
**D CALIFORNIA STATE TEACHERS RETIREMENT SYSTEM	70.883		70.883
**D CALIFORNIA STATE TEACHERS RETIREMENT SYSTEM	111.656		111.656
**D TENNESSEE CONSOLIDATED RETIREMENT SYSTEM	46.644		46.644
**D UBS (IRL) ETF PLC	1.032		1.032
**D UAW RETIREE MEDICAL BENEFITS TRUST	20.719		20.719
**D UAW RETIREE MEDICAL BENEFITS TRUST	7.826		7.826
**D UAW RETIREE MEDICAL BENEFITS TRUST	12.379		12.379
**D UAW RETIREE MEDICAL BENEFITS TRUST	12.218		12.218
**D UAW RETIREE MEDICAL BENEFITS TRUST	5.199		5.199
**D UAW RETIREE MEDICAL BENEFITS TRUST	11.583		11.583
**D CAPITAL GROUP GLOBAL EQUITY FUND (CANADA)	43.000		43.000
**D VANGUARD FTSE DEVELOPED EUROPE ALL CAP INDEX ETF	1.611		1.611
**D VANGUARD FTSE DEVELOPED ALL CAP EX NORTH AMERICA INDEX ETF	1.493		1.493
**D VANGUARD DEVEL ALL-CAP EX NORTH AMERICA EQT IND POOLED FUND	301		301
**D VANGUARD INVESTMENTS II COMMON CONTRACTUAL FUND	3.830		3.830
**D VANGUARD INVESTMENTS COMMON CONTRACTUAL FUND	12.787		12.787
**D VANGUARD FTSE DEVELOPED EUROPE INDEX ETF	357		357
**D HEB BRAND SAVINGS & RETIREMENT PLAN	16.545		16.545
**D THE WELLINGTON TR COM NATIONAL ASS MULT COLLECT INV F TRUST	1.750		1.750
**D BILL AND MELINDA GATES FOUNDATION TRUST	50.464		50.464
**D WELLS FARGO BK DECL OF TR EST INV FUNDS FOR EMPLOYEE BEN TR	9.816		9.816

Pagina 25

Azionisti: 1567
Azionisti in proprio: 19Teste: 29
Azionisti in delega: 1548

DE* delega alla persona fisica sopra indicata con il numero della scheda magnetica

**D delega alla persona fisica sopra indicata con il numero della scheda magnetica (votazione effettuata alla postazione assistita)

RL* rappresentanza legale alla persona fisica sopra indicata con il numero della scheda magnetica

Assemblea Ordinaria del 28 aprile 2017

LISTA ESITO DELLE VOTAZIONE

Oggetto: **Approvazione bilancio esercizio 2016****FAVOREVOLI**

Cognome	Tot. Voti	Proprio	Delega
**D WELLS FARGOMASTER TRUST DIVERSIFIED STOCK PORTFOLIO	6.531		6.531
**D WILLIAM BLAIR INTERNATIONAL LEADERS POOLED FUND	71.117		71.117
**D WILMINGTON TRST FID SERV COMP COL INV TRST FOR EMPL BENF PLANS	10.000		10.000
**D WISDOMTREE ISSUER PUBLIC LIMITED COMPANY	11.692		11.692
**D DIVERSIFIED MARKETS (2010) POOLED FUND TRUST	3.203		3.203
**D WASHINGTON STATE INVESTMENT BOARD	65.271		65.271
**D WASHINGTON STATE INVESTMENT BOARD	4.866		4.866
**D WSIB INVESTMENTS (PUBLIC EQUITIES) POOLED FUND TRUST	260.205		260.205
**D WISDOMTREE DYNAMIC CURRENCY HEDGED EUROPE EQUITY FUND	74		74
**D WISDOMTREE DYNAMIC CURRENCY HEDGED INTRNL EQUITY FUND	6.357		6.357
**D WISDOMTREE INTERNATIONAL QUALITY DIVIDEND GROWTH FUND	848		848
**D WISDOMTREE INTERNATIONAL EQUITY FUND	16.056		16.056
**D WISDOMTREE INTERNATIONAL LARGE CAP DIVIDEND FUND	12.364		12.364
**D WISDOMTREE EUROPE HEDGED EQUITY FUND	1.133.860		1.133.860
**D WISDOMTREE EUROPE DIVIDEND GROWTH FUND	1.578		1.578
**D WISDOMTREE INTERNATIONAL HEDGED DIVIDEND GROWTH FUND	52.283		52.283
**D WISDOMTREE EUROPE HEDGED EQUITY INDEX ETF	1.108		1.108
**D WISDOMTREE INTL QUALITY DIVIDEND GROWTH INDEX ETF	1.870		1.870
**D WISDOMTREE INTL QUALITY DVD GROWTH DYNAMIC HEDGED INDEX ETF	900		900
**D NEW YORK STATE TEACHERS RETIREMENT SYSTEM	71.842		71.842
**D PRUDENTIAL RETIREMENT INSURANCE & ANNUITY COMPANY	2.324		2.324
**D MANULIFE ASSET MANAGEMENT INTERNATIONAL EQUITY INDEX POOLED F	4.367		4.367
**D SWISS & GBL ASSET MNGMNT AG ON BHLF OF ZUR INVEST INSTIT FNDS	6.468		6.468
**D SS BK AND TRUST COMPANY INV FUNDS FOR TAXEXEMPT RETIREMENT PL	44.783		44.783
**D SS BK AND TRUST COMPANY INV FUNDS FOR TAXEXEMPT RETIREMENT PL	14.471		14.471
**D SS BK AND TRUST COMPANY INV FUNDS FOR TAXEXEMPT RETIREMENT PL	9.526		9.526
**D SS BK AND TRUST COMPANY INV FUNDS FOR TAXEXEMPT RETIREMENT PL	4.323		4.323
**D SSGA RUSSELL FD GL EX-US INDEX NONLENDING QP COMMON TRUST FUND	1.360		1.360
**D SS BK AND TRUST COMPANY INV FUNDS FOR TAXEXEMPT RETIREMENT PL	1.394		1.394
**D GSO ADGM III COMMON CONTRACTUAL FUND	462		462
**D SSGA MSCI EUROPE SCREENED INDEX NON-LENDING COMMON TRUST FUND	17.510		17.510
**D MSCI EAFE PROV SCREENED INDEX NON - LENDING COMMON TR FUND	2.013		2.013
**D GLOBAL ADVANTAGE FUNDS - MAJOR MARKETS TEILFONDS	861		861
**D STATE STREET GLOBAL ADVISORS LUXEMBOURG SICAV	90.084		90.084
**D AXA WORLD FUNDS	800		800
**D AXA WORLD FUNDS	4.400		4.400
**D ALLIANZ GLOBAL INVESTORS FUND	108.460		108.460
**D BLACKROCK GLOBAL INDEX FUNDS	887		887
**D BLACKROCK GLOBAL INDEX FUNDS	2.342		2.342
**D GOLDMAN SACHS FUNDS	149		149
**D GOLDMAN SACHS FUNDS II	1.676		1.676
**D KIEGER FUND I	245		245
**D MULTIPARTNER SICAV	25.880		25.880
**D JULIUS BAER MULTISTOCK	97.334		97.334
**D MULTILABEL SICAV	102.045		102.045

Pagina 26

Azionisti: 1567
Azionisti in proprio: 19Teste: 29
Azionisti in delega: 1548

DE* delega alla persona fisica sopra indicata con il numero della scheda magnetica

**D delega alla persona fisica sopra indicata con il numero della scheda magnetica (votazione effettuata alla postazione assistita)

RL* rappresentanza legale alla persona fisica sopra indicata con il numero della scheda magnetica

Assemblea Ordinaria del 28 aprile 2017

LISTA ESITO DELLE VOTAZIONE
 Oggetto: **Approvazione bilancio esercizio 2016**

FAVOREVOLI

Cognome	Tot. Voti	Proprio	Delega
**D SGKB (LUX) FUND	706		706
**D GAM STAR (LUX)	100.738		100.738
**D UBS ETF	127.917		127.917
**D UBS ETF	5.809		5.809
**D UBS ETF	8.371		8.371
**D UBS ETF	7.239		7.239
**D UBS ETF	10.101		10.101
**D UBS ETF	18.849		18.849
**D UBS ETF	41.585		41.585
**D UBS ETF	4.112		4.112
**D ISHARES MSCI ACWI ETF	39.216		39.216
**D ISHARES MSCI ACWI EX US ETF	24.381		24.381
**D ISHARES EUROPE ETF	43.428		43.428
**D ISHARES MSCI EAFE GROWTH ETF	68.902		68.902
**D ISHARES MSCI EAFE ETF	867.131		867.131
**D ISHARES GLOBAL CONSUMER DISCRETIONARY ETF	8.352		8.352
**D ISHARES MSCI EUROZONE ETF	385.469		385.469
**D ISHARES MSCI ITALY CAPPED ETF	392.860		392.860
**D ISHARES MSCI KOKUSAI ETF	945		945
**D BLACKROCK MSCI WORLD INDEX FUND OF BLACKROCK FUNDS	2.588		2.588
**D BLACKROCK INST TRUST CO NA INV FUNDSFOR EMPLOYEE BENEFIT TR	263.086		263.086
**D BLACKROCK INST TRUST CO NA INV FUNDSFOR EMPLOYEE BENEFIT TR	41.343		41.343
**D BLACKROCK INST TRUST CO NA INV FUNDSFOR EMPLOYEE BENEFIT TR	19.823		19.823
**D ISHARES CORE MSCI EAFE ETF	258.135		258.135
**D ISHARES CORE MSCI TOTAL INTERNATIONAL STOCK ETF	39.883		39.883
**D ISHARES MSCI INTERNATIONAL DEVELOPED ETF	352		352
**D ISHARES MSCI WORLD ETF	2.484		2.484
**D ISHARES CORE MSCI EAFE IMI INDEX ETF	7.669		7.669
**D ISHARES MSCI EUROPE IMI INDEX ETF	2.838		2.838
**D ISHARES MSCI ACWI LOW CARBON TARGET ETF	2.698		2.698
**D ISHARES CORE MSCI EUROPE ETF	33.422		33.422
**D ISHARES INTERNATIONAL DIVIDEND GROWTH ETF	368		368
**D ISHARES EDGE MSCI INTL SIZE FACTOR ETF	114		114
**D ISHARES INTERNATIONAL FUNDAMENTAL INDEX ETF	896		896
**D BLACKROCK INST TRUST CO NA INV FUNDSFOR EMPLOYEE BENEFIT TR	89.990		89.990
**D BLACKROCK INST TRUST CO NA INV FUNDSFOR EMPLOYEE BENEFIT TR	5.487		5.487
**D BLACKROCK INST TRUST CO NA INV FUNDSFOR EMPLOYEE BENEFIT TR	694		694
**D CONNECTICUT GENERAL LIFE INSURANCE COMPANY	644		644
**D THRIFT SAVINGS PLAN	465.195		465.195
**D BLACKROCK CDN MSCI EAFE EQUITY INDEX FUND	53.967		53.967
**D BLACKROCK CDN WORLD INDEX FUND	6.112		6.112
**D BLACKROCK CDN MSCI EAFE INDEX PLUS FUND	1.272		1.272
**D CDN MSCI WORLD EX-CANADA MINIMUM VOLATILITY INDEX FUND	776		776
**D BLACKROCK INST TRUST CO NA INV FUNDSFOR EMPLOYEE BENEFIT TR	22.288		22.288
**D BLACKROCK INST TRUST CO NA INV FUNDSFOR EMPLOYEE BENEFIT TR	4.941		4.941

Pagina 27

Azionisti: 1567
 Azionisti in proprio: 19

Teste: 29
 Azionisti in delega: 1548

DE* delega alla persona fisica sopra indicata con il numero della scheda magnetica

**D delega alla persona fisica sopra indicata con il numero della scheda magnetica (votazione effettuata alla postazione assistita)

RL* rappresentanza legale alla persona fisica sopra indicata con il numero della scheda magnetica

Assemblea Ordinaria del 28 aprile 2017

LISTA ESITO DELLE VOTAZIONE

Oggetto: **Approvazione bilancio esercizio 2016**

FAVOREVOLI

Cognome	Tot. Voti	Proprio	Delega
**D BLACKROCK INDEX FUNDS INC.-BLACKROCK INTERNATIONAL INDEX FUND	79.353		79.353
**D ACWI EX-US INDEX MASTER PORTFOLIO OF MASTER INVESTMENT PTF	8.356		8.356
**D RUSSELL DEVELOPED EX-U.S. LARGE CAP INDEX FUND B	1.392		1.392
**D MSCI EQUITY INDEX FUND B-ITALY	79.827		79.827
**D EURO EX-UK ALPHA TITLS FUND B	3.250		3.250
**D BGI MSCI EUROPE EQUITY INDEX FUND B	50.540		50.540
**D BGI MSCI EAFE EQUITY INDEX NON-LENDABLE FUND B	50.768		50.768
**D BGI MSCI EMU IMI INDEX FUND B	161		161
**D DEVELOPED EX-FOSSIL FUEL INDEX FUND B	663		663
**D BLACKROCK MSCI EUROPE EQUITY ESG SCREENED INDEX FUND B	127		127
**D BLACKROCK MSCI WORLD EQUITY ESG SCREENED INDEX FUND B	2.830		2.830
**D EUROPEEX-CONTROVERSIAL WEAPONS EQUITY INDEX FUND B	19.203		19.203
**D ARTHUR ELAINE MARGULIS JTWR	466		466
**D PROXY TEAM PARAMETRIC PORTFOLIO ASSOCIATES	2.655		2.655
**D TEACHERS` RETIREMENT SYSTEM OF THE STATE OF ILLINOIS	22.824		22.824
**D IBM 401K PLUS PLAN	28.597		28.597
**D RUSSELL TRUST CO COMMINGLED EMPLOYEE BENEFIT FUNDS TRUST	96.042		96.042
**D GENERAL CONFERENCE CORPORATION OF SEVENTH DAY ADVENTISTS	16.100		16.100
**D STATE OF ALASKA RETIREMENT AND BENEFITS PLANS	6.946		6.946
**D COLLEGE RETIREMENT EQUITIES FUND	106.763		106.763
**D COLLEGE RETIREMENT EQUITIES FUND	12.635		12.635
**D TIIA-CREF INTERNATIONAL EQUITY INDEX FUND	123.823		123.823
**D CITY OF EDMONTON EQUITY UNIT TRUST	15.077		15.077
**D THE REGENTS OF THE UNIVERSITY OF CALIFORNIA	27.666		27.666
**D BOSTON RETIREMENT SYSTEM	75.650		75.650
**D VALIC COMPANY I - INTERNATIONAL EQUITIES FUND	12.547		12.547
**D VALIC COMPANY I-INTERNATIONAL GROWTH I FUND	6.724		6.724
**D METROPOLITAN SERIES FUND- MSCI EAFE INDEX PORTFOLIO	13.581		13.581
**D STATE OF MINNESOTA	40.126		40.126
**D STATE OF MINNESOTA	1.177		1.177
**D TRANSAMERICA INTERNATIONAL EQUITY OPPORTUNITIES	65.372		65.372
**D JOHN HANCOCK INSURANCE COMPANY OF VERMONT	797		797
**D TRANSAMERICA MFS INTERNATIONAL EQUITY VP	18.556		18.556
**D MASSMUTUAL SELECT OVERSEAS FUND	18.922		18.922
**D SPDR S&P WORLD (EX-US) ETF	6.570		6.570
**D SPDR S+P INTERNATIONAL CONSUMER DISCRETIONARY SECTOR ETF	1.179		1.179
**D CONSOLIDATED EDISON RETIREMENT PLAN	17.058		17.058
**D MARYLAND STATE RETIREMENT & PENSION SYSTEM	14.759		14.759
**D MORGAN STANLEY INSTITUTIONAL FD TR - GLOBAL STRATEGIST PTF	1.055		1.055
**D THE UNIVERSAL INST F INC - GLOBAL STRATEGIST PORTFOLIO	69		69
**D ONTARIO TEACHERS PENSION PLAN BOARD	35.600		35.600
**D UNIVERSAL INVESTMENT FUNDS	33.000		33.000
**D PACIFIC SELECT FUND INTERNATIONAL LARGE CAP PORTFOLIO	110.978		110.978
**D THE WORKERS` COMPENSATION BOARD	31.934		31.934
**D CALIFORNIA STATE TEACHERS RETIREMENT SYSTEM	85.171		85.171

Pagina 28

Azionisti: 1567
Azionisti in proprio: 19Teste: 29
Azionisti in delega: 1548

DE* delega alla persona fisica sopra indicata con il numero della scheda magnetica

**D delega alla persona fisica sopra indicata con il numero della scheda magnetica (votazione effettuata alla postazione assistita)

RL* rappresentanza legale alla persona fisica sopra indicata con il numero della scheda magnetica

Assemblea Ordinaria del 28 aprile 2017

LISTA ESITO DELLE VOTAZIONE

Oggetto: **Approvazione bilancio esercizio 2016**

FAVOREVOLI

Cognome	Tot. Voti	Proprio	Delega
**D CALIFORNIA STATE TEACHERS RETIREMENT SYSTEM	700.000		700.000
**D TEACHER RETIREMENT SYSTEM OF TEXAS	2.591		2.591
**D NORFOLK COUNTY RETIREMENT SYSTEM	3.582		3.582
**D SS BK AND TRUST COMPANY INV FUNDS FOR TAXEXEMPT RETIREMENT PL	280.320		280.320
**D SS BK AND TRUST COMPANY INV FUNDS FOR TAXEXEMPT RETIREMENT PL	138.798		138.798
**D SS BK AND TRUST COMPANY INV FUNDS FOR TAXEXEMPT RETIREMENT PL	187.738		187.738
**D SS BK AND TRUST COMPANY INV FUNDS FOR TAXEXEMPT RETIREMENT PL	156		156
**D COMMON TRUST ITALY FUND	164.986		164.986
**D GE INVESTMENTS FUNDS, INC. - TOTAL RETURN FUND	5.110		5.110
**D ISHARES PUBLIC LIMITED COMPANY	2.838		2.838
**D ISHARES II PUBLIC LIMITED COMPANY	234.304		234.304
**D ISHARES II PUBLIC LIMITED COMPANY	122.207		122.207
**D ISHARES PUBLIC LIMITED COMPANY	71.041		71.041
**D ISHARES III PUBLIC LIMITED COMPANY	42.535		42.535
**D ISHARES PUBLIC LIMITED COMPANY	25.816		25.816
**D ISHARES II PUBLIC LIMITED COMPANY	1.891		1.891
**D ISHARES III PUBLIC LIMITED COMPANY	7.220		7.220
**D ISHARES V PUBLIC LIMITED COMPANY	3.919		3.919
**D ISHARES V PUBLIC LIMITED COMPANY	1.611		1.611
**D ISHARES VI PUBLIC LIMITED COMPANY	2.215		2.215
**D ISHARES VI PUBLIC LIMITED COMPANY	69.309		69.309
**D ISHARES IV PUBLIC LIMITED COMPANY	2.564		2.564
**D ISHARES VII PLC	58.859		58.859
**D ISHARES VII PLC	61.544		61.544
**D ISHARES VII PLC	3.825		3.825
**D ISHARES VII PLC	1.322		1.322
**D ISHARES PUBLIC LIMITED COMPANY	1.918		1.918
**D ABN AMRO MULTI-MANAGER FUNDS	10.941		10.941
**D BLACKROCK AM DE FOR ISHARES EURO STOXX UCITS ETF (DE)	72.779		72.779
**D BLACKROCK AM DE FOR ISHS STOXX EUROPE LARGE 200 UCITS ETF (DE)	1.938		1.938
**D ISHARES I INV MIT TGV ISHS ST EU600 PERS+HOUSEH.GDS UCITS ETF	24.136		24.136
**D BLACKROCK AM DE FOR ISHARES STOXX EUROPE 600 UCITS ETF (DE)	128.492		128.492
**D BLACKROCK AM SCHWEIZ AG OBO BIF'S WORLD EX SWITZ EQ INDEX FUND	805		805
**D AQR GLOBAL LONG-SHORT QUITTY FUND	1.552		1.552
**D ARAB BANK FOR ECONOMIC DEVELOPMENT IN AFRICA	3.062		3.062
**D MANAGED PENSION FUNDS LIMITED	47.102		47.102
**D THE TRUSTEES OF MITCHELLS AND BUTLERS CIF	17.493		17.493
**D SCOTTISH WIDOWS INV SOLUTIONS F ICVC- EUROPEAN (EX UK) EQ FD	37.802		37.802
**D THE TRUSTEES OF CONOCOPHILLIPS PENSION PLAN	4.426		4.426
**D BRUNEI INVESTMENT AGENCY	10.504		10.504
**D FAMILY INVESTMENTS CHILD TRUST FUND	4.353		4.353
**D FAMILY INVESTMENTS GLOBAL ICVC FAMILY BALANCED INT FUND	4.016		4.016
**D HSBC AS TRUSTEE FOR SSGA EUROPE EX UK EQUITY TRACKER FUND	118.336		118.336
**D BNY MELLON TR+DEP ATF ST. JAMES`S PLACE GLOBAL EQ UNIT TR	45.911		45.911
**D BNY MELLON T+D ATF ST. JAMES`S PLACE WORLDWIDE OPP UNIT TR	1.036.141		1.036.141

Pagina 29

Azionisti: 1567
Azionisti in proprio: 19Teste: 29
Azionisti in delega: 1548

DE* delega alla persona fisica sopra indicata con il numero della scheda magnetica

**D delega alla persona fisica sopra indicata con il numero della scheda magnetica (votazione effettuata alla postazione assistita)

RL* rappresentanza legale alla persona fisica sopra indicata con il numero della scheda magnetica

Assemblea Ordinaria del 28 aprile 2017

LISTA ESITO DELLE VOTAZIONE

Oggetto: **Approvazione bilancio esercizio 2016**

FAVOREVOLI

Cognome	Tot. Voti	Proprio	Delega
**D	MANAGED PENSION FUNDS LIMITED	365	365
**D	THE TRUSTEES OF JOHNSON & JOHNSON UK GROUP RETIREMENT PLAN	10.099	10.099
**D	MANAGED PENSION FUNDS LIMITED	572	572
**D	MANAGED PENSION FUNDS LIMITED	566	566
**D	F+C INSTITUTIONAL INVESTMENT FUNDS ICVC- INST GLB EQ F	11.810	11.810
**D	THE TRUSTEES OF GOLDMAN SACHS UK RETIREMENT PLAN	3.314	3.314
**D	STICHTING PHILIPS PENSIOENFONDS	20.803	20.803
**D	GOVERNMENT INSTITUTIONS PENSION FUND	16.171	16.171
**D	THE TRUSTEES OF SAL PENSION SCHEME	1.307	1.307
**D	VANGUARD INV FDS ICVC-VANG FTSE DEV WOR LD EX - UK EQT IND FD	18.479	18.479
**D	VANGUARD INV F ICVC-VANGUARD FTSE DEV EUROPE EX-UK EQ INDEX F	41.134	41.134
**D	VANGUARD INV FUNDS ICVC-VANGUARD FTSE GLOB ALL CAP IND FUND	155	155
**D	STATE STREET INTERNATIONAL EQUITIES INDEX TRUST	7.905	7.905
**D	SPDR S+P WORLD EX AUSTRALIA FUND	432	432
**D	CHRISTIAN SUPER	481	481
**D	EATON VANCE (AUSTRALIA) HEXAVEST ALL-COUNTRY GL EQUITY FUND	1.711	1.711
**D	FIRST STATE SUPERANNUATION SCHEME	29.598	29.598
**D	STATE STREET INT EQTS INDEX TRUST EX TOBACCO EX CONTR WEAPONS	1.212	1.212
**D	STATE PUBLIC SECTOR SUPERANNUATION SCHEME	1.230	1.230
**D	STATE PUBLIC SECTOR SUPERANNUATION SCHEME	4.213	4.213
**D	STATE PUBLIC SECTOR SUPERANNUATION SCHEME	685	685
**D	STATE PUBLIC SECTOR SUPERANNUATION SCHEME	1.206	1.206
**D	AXA IM ACWI SMARTBETA EQUITY FUND	800	800
**D	RETAIL EMPLOYEES SUPERANNUATION TRUST	331.273	331.273
**D	SUNSUPER SUPERANNUATION FUND	11.320	11.320
**D	SUNSUPER SUPERANNUATION FUND	24.245	24.245
**D	UBS IQ MSCI WORLD EX AUSTRALIA ETHICAL ETF	118	118
**D	UBS IQ MSCI EUROPE ETHICAL ETF	115	115
**D	VFMC INTERNATIONAL EQUITY TRUST1	4.498	4.498
**D	VFMC INTERNATIONAL EQUITY TRUST2	8.995	8.995
**D	ARROWSTREET (CANADA) GLOBAL GLOBAL WORLD ALPHA EXTENSION FUND I	12.366	12.366
**D	CANADA PENSION PLAN INVESTMENT BOARD	40.746	40.746
**D	NISSWA MASTER FUND	100	100
**D	AQR DELTA MASTER ACCOUNT LP ELIAN FIDUCIARY SERVICES (CAYMAN) LIMITED	693.397	693.397
**D	GUIDESTONE FUNDS INTERNATIONAL EQUITY FUND	2.977	2.977
**D	AMERGEN CLINTON NUCLEAR POWER PLANT NONQUALIFIED FUND	528	528
**D	AMERICAN LEBANESE SYRIAN ASSOCIATED CHARITIES, INC	37.250	37.250
**D	ANNE RAY FOUNDATION	3.108	3.108
**D	TRUST UNDER EXECUTIVE BENEFIT PL FOR CERTAIN BELLSOUTH CO	13.100	13.100
**D	BECHTEL NR PROGRAM PENSION MASTER TRUST	25.360	25.360
**D	BECHTEL NR PROGRAM PENSION MASTER TRUST	29.645	29.645
**D	COMBUSTION ENGINEERING 524(G) ASBESTOS PI TTRUST	382	382
**D	CHURCH OF ENGLAND INVESTMENT FUND FOR PENSIONS	3.137	3.137
**D	THE NORTHERN TRUST COMPANY SUB-ADVISED COLLECTIVE FUNDS TRUST	14.707	14.707
**D	CITY OF MILWAUKEE DEFERRED COMPENSATION PLAN	10.925	10.925

Pagina 30

Azionisti: 1567
Azionisti in proprio: 19Teste: 29
Azionisti in delega: 1548

DE* delega alla persona fisica sopra indicata con il numero della scheda magnetica

**D delega alla persona fisica sopra indicata con il numero della scheda magnetica (votazione effettuata alla postazione assistita)

RL* rappresentanza legale alla persona fisica sopra indicata con il numero della scheda magnetica

Assemblea Ordinaria del 28 aprile 2017

LISTA ESITO DELLE VOTAZIONE

Oggetto: **Approvazione bilancio esercizio 2016****FAVOREVOLI**

Cognome	Tot. Voti	Proprio	Delega
**D MUNICIPAL EMPLOYEES` ANNUITY AND BENEFIT FUND OF CHICAGO	9.313		9.313
**D THE DUNNOTTAR FUND	3.610		3.610
**D ACORN 1998 TRUST	221		221
**D EXELON PEACH BOTTOM UNIT 1 QUALIFIED FUND	114		114
**D EXELON FITZPATRICK NONQUALIFIED FUND	1.789		1.789
**D EXELON FITZPATRICK QUALIFIED FUND	120		120
**D FRANCISCAN ALLIANCE, INC	25.106		25.106
**D FORD MOTOR COMPANY DEFINED BENEFIT MASTER TRUST	6.779		6.779
**D 1199SEIU GREATER NEW YORK BENEFIT FUND	2.850		2.850
**D THE HECTOR FUND	7.580		7.580
**D HARDING, LOEVNER FUNDS, INC. GLOBAL EQUITY PORTFOLIO	223.000		223.000
**D THE JEREMY H. GUTH PROTECTIVE TRUST	364		364
**D JTW TRUST NO. 3 UAD 9/19/02	944		944
**D JTW TRUST NO. 1 UAD 9/19/02	437		437
**D JTW TRUST NO. 4 UAD 9/19/02	964		964
**D JTW TRUST NO. 2 UAD 9/19/02	496		496
**D JULIA IRENE KAUFFMAN REVOCABLE TRUST	2.020		2.020
**D 1998 LINDSAY DAVIDSON SHEA PROTECTIVE TRUST	156		156
**D LINDSAY DAVIDSON SHEA PROTECTIVE TRUST #2	269		269
**D MARGARET A. CARGILL FOUNDATION	1.542		1.542
**D MICHIGAN CATHOLIC CONFERENCE MASTER PENSION TRUST	779		779
**D MURIEL MCBRIEN KAUFFMAN FOUNDATION	3.685		3.685
**D ASCENSION HEALTHCARE MASTER PENSION TRUST	46.800		46.800
**D THE STADERAS FUND	6.640		6.640
**D NORTH SHORE LONG ISLAND JEWISH HEALTH SYSTEM CASH BALANCE PL	20.900		20.900
**D NORTH SHORE LONG ISLAND JEWISH HEALTH SYSTEM INC	47.200		47.200
**D NORTHWESTERN UNIVERSITY	6.832		6.832
**D OLGA M. WHEELER TRUST 1976 FBO E. LINDSAY DAVIDSON SHEA	206		206
**D PLEIADES TRUST	3.266		3.266
**D CITY OF PONTIAC GENERAL EMPLOYEES RETIREMENT SYSTEM	14.411		14.411
**D PITZER COLLEGE	149		149
**D NTCC COLLECTIVE FUNDS FOR EMPLOYEE BENEFIT TRUSTS	47.207		47.207
**D SAMFORD UNIVERSITY PENSION PLAN TRUST	269		269
**D THE SKIWI FUND	8.350		8.350
**D TM CERNO SELECT FUND A SUB FUND OF TM CERNO INVESTMENT FUNDS	9.210		9.210
**D RETIREMENT PLAN FOR CITY OF TAMPA GENERAL EMPLOYEES	22.600		22.600
**D THE NUFFIELD FOUNDATION	12.900		12.900
**D THEODORE SPENCER REVOCABLE TRUST	442		442
**D HRW TESTAMENTARY TRUST NO 3	1.012		1.012
**D HRW TESTAMENTARY TRUST NO 1	1.374		1.374
**D HRW TRUST NO 2 UAD 01/17/03	1.028		1.028
**D WEBDAV DESCENDANTS, LLC	1.228		1.228
**D HRW TESTAMENTARY TRUST NO. 10	1.571		1.571
**D HRW TRUST NO 1 UAD 01/17/03	419		419
**D WHEELS COMMON INVESTMENT FUND	7.680		7.680

Pagina 31

Azionisti: 1567
Azionisti in proprio: 19Teste: 29
Azionisti in delega: 1548

DE* delega alla persona fisica sopra indicata con il numero della scheda magnetica

**D delega alla persona fisica sopra indicata con il numero della scheda magnetica (votazione effettuata alla postazione assistita)

RL* rappresentanza legale alla persona fisica sopra indicata con il numero della scheda magnetica

Assemblea Ordinaria del 28 aprile 2017

LISTA ESITO DELLE VOTAZIONE

Oggetto: **Approvazione bilancio esercizio 2016**

FAVOREVOLI

Cognome	Tot. Voti	Proprio	Delega
**D HRW TESTAMENTARY TRUST NO. 11	1.317		1.317
**D HRW TESTAMENTARY TRUST NO 6	849		849
**D HRW TESTAMENTARY TRUST NO 4	388		388
**D HRW TESTAMENTARY TRUST NO. 9	1.257		1.257
**D HRW TESTAMENTARY TRUST NO. 8	719		719
**D HRW TESTAMENTARY TRUST NO 2	772		772
**D HRW TESTAMENTARY TRUST NO. 7	1.185		1.185
**D HRW TRUST NO 4 UAD 01/17/03.	497		497
**D HRW TESTAMENTARY TRUST NO 5	875		875
**D HRW TESTAMENTARY TRUST NO. 12	1.455		1.455
**D HRW TRUST NO 3 UAD 01/17/03	497		497
**D EXELON CORPORATION NUCLEAR DECOMMISSION TRUST - NON TAX QUAL	108		108
**D BANK OF BOTSWANA	1.537		1.537
**D CHEVRON MASTER PENSION TRUST	87.232		87.232
**D CHEVRON MASTER PENSION TRUST	6.832		6.832
**D CHEVRON UK PENSION PLAN	14.516		14.516
**D CHEVRON UK PENSION PLAN	1.838		1.838
**D A.I.DUPONT TESTAMENTARY TRUST	3.542		3.542
**D GENERAL PENSION AND SOCIAL SECURITY AUTHORITY	4.952		4.952
**D 1199SEIU NAT BEN FUND FOR HEALTH AND HUMAN SERVICE EMPLOYEES	12.295		12.295
**D INTEGRYS ENERGY GROUP RETIREMENT PLAN TRUST	16.932		16.932
**D OAKLAND POLICE AND FIRE RETIREMENT SYSTEM	2.769		2.769
**D WILSHIRE INTERNATIONAL EQUITY FUND	38.142		38.142
**D WISCONSIN ENERGY CORPORATION MASTER RETIREMENT TRUST	12.557		12.557
**D BEAT DRUGS FUND ASSOCIATION	253		253
**D HONG KONG SAR GOVERNMENT EXCHANGE FUND	173.940		173.940
**D ASCENSION ALPHA FUND, LLC	82.635		82.635
**D BUNTING INTERNATIONAL DEVELOPED EQUITY TE LLC	431		431
**D CARROLL AVENUE PARTNERS LLC	59		59
**D CARNELIAN INVESTMENT MANAGEMENT LLC	6.342		6.342
**D STATES OF JERSEY COMMON INVESTMENT FUND	1.360		1.360
**D DELFINCO, LP	543		543
**D THE DILLON FUND	1.400		1.400
**D DYNASTY INVEST, LTD	334		334
**D DFI LP EQUITY (PASSIVE)	646		646
**D SHY, LLC	850		850
**D PYRAMIS GLOBAL EX U.S.INDEX FUND LP	18.504		18.504
**D FISHER INV INST GRP ALL FOREIGN EQ FND,A SRS OF FISHER INV T	2.600		2.600
**D FISHER INVESTMENTS TRUST	91.300		91.300
**D FOURTH AVENUE INVESTMENT COMPANY.	2.766		2.766
**D FIDDLER PARTNERS LLC	31		31
**D THE BUNTING FAM INT DEVELOPED EQUITY LIMITED LIABILITY CO	880		880
**D GLOBAL THEMATIC EQUITY LP	35.908		35.908
**D INTERVENTURE EQUITY INVESTMENTS LIMITED	2.374		2.374
**D INTERNATIONAL EQUITY FUND	2.243		2.243

Pagina 32

Azionisti: 1567
Azionisti in proprio: 19Teste: 29
Azionisti in delega: 1548

DE* delega alla persona fisica sopra indicata con il numero della scheda magnetica

**D delega alla persona fisica sopra indicata con il numero della scheda magnetica (votazione effettuata alla postazione assistita)

RL* rappresentanza legale alla persona fisica sopra indicata con il numero della scheda magnetica

Assemblea Ordinaria del 28 aprile 2017

LISTA ESITO DELLE VOTAZIONE

Oggetto: **Approvazione bilancio esercizio 2016****FAVOREVOLI**

Cognome	Tot. Voti	Proprio	Delega
**D JFL INTERNATIONAL EQUITY FUND LLC	9.143		9.143
**D THE JBUT MASTER INVESTMENT PARTNERSHIP LLP	504		504
**D JIK INVESTMENTS, L.P	3.025		3.025
**D NTGI-QM COMMON DAILY EAFE INDEX FUND - NON LENDING	18.151		18.151
**D LAKE AVENUE INVESTMENTS LLC	3.473		3.473
**D LEGAL & GENERAL MSCI EAFE FUND, LLC	6.912		6.912
**D LTW GROUP HOLDINGS, LLC	2.116		2.116
**D LTW INVESTMENTS LLC	3.879		3.879
**D LUNA LLC	74		74
**D LOY PARTNERSHIP, LLC	669		669
**D MF INTERNATIONAL FUND LLC	285		285
**D 82A HOLDINGS, LLC	276		276
**D THE PHILIPPE FUND - INTERNATIONALEQUITIES LLC	6.903		6.903
**D CINDY SPRINGS, LLC	4.010		4.010
**D NTGI-QM COMMON DAILY ALL COUNWD EX-US INV MKT INDEX F NONLEND	4.574		4.574
**D RDM LIQUID LLC	6.558		6.558
**D RAMI PARTNERS, LLC	2.941		2.941
**D SENTINEL INTERNATIONAL TRUST	639		639
**D SIM GLOBAL BALANCED TRUST.	301		301
**D GLOBAL BOND FUND	7.691		7.691
**D FCM INTERNATIONAL LLC	297		297
**D SUSTAINABLE INSIGHT GLOBAL ESG PASSIVE PLUS FUND, LLC	100		100
**D K INVESTMENTS SH LIMITED	24.235		24.235
**D LEGAL & GENERAL MSCI EAFE SL FUND, LLC	5.811		5.811
**D NTGI-QM COMMON DAILY EAFE INDEX FUND - LENDING	12.663		12.663
**D NTGI - QM COMM DAILY ALL COUNTRY WD EX-US EQ INDEX F - LEND	7.296		7.296
**D NTCC COLLECTIVE FUNDS FOR GRANTOR TRUSTS	3.131		3.131
**D UNITED NATIONS JOINT STAFF PENSION FUND	700.355		700.355
**D INTERNATIONAL MONETARY FUND STAFF RETIREMENT PLAN	3.054		3.054
**D UNIT NAT RELIEF AND WORKS AG FOR PALEST REF IN THE NEAR EAST	1.003		1.003
**D THE MARATHON-LONDON INTERNATIONAL INVESTMENT TRUST I	665.235		665.235
**D THE MARATHON-LONDON GLOBAL INVESTMENT TRUST I	3.822		3.822
**D NATIONAL COUNCIL FOR SOCIAL SECURITY FUND, P.R.C	18.871		18.871
**D NATIONAL COUNCIL FOR SOCIAL SECURITY FUND, P.R.C	27.059		27.059
**D FIDELITY SALEM STREET TRUST: FIDELITY FLEX INTERN INDEX FUND	19		19
**D FIDELITY SALEM STREET TRUST FIDELITY SERIES GLOBAL EX U.S. INDEX FUND	37.037		37.037
**D NORTHERN TRUST - FULLY TAXED ACCT	1.206		1.206
**D PEPSICO CANADA ULC MASTER TRUST	8.872		8.872
**D HAGFORS LIMITED	2.101		2.101
**D BLUE SKY GROUP	19.312		19.312
**D BLUE SKY GROUP	69.887		69.887
**D NEW ZEALAND SUPERANNUATION FUND	31.650		31.650
**D NEW ZEALAND SUPERANNUATION FUND	9.762		9.762
**D QIC INTERNATIONAL EQUITIES FUND	1.362		1.362
**D QUEENSLAND INVESTMENT TRUST NO 2	2.191		2.191

Pagina 33

Azionisti: 1567
Azionisti in proprio: 19Teste: 29
Azionisti in delega: 1548

DE* delega alla persona fisica sopra indicata con il numero della scheda magnetica

**D delega alla persona fisica sopra indicata con il numero della scheda magnetica (votazione effettuata alla postazione assistita)

RL* rappresentanza legale alla persona fisica sopra indicata con il numero della scheda magnetica

Assemblea Ordinaria del 28 aprile 2017

LISTA ESITO DELLE VOTAZIONE

Oggetto: **Approvazione bilancio esercizio 2016**

FAVOREVOLI

Cognome	Tot. Voti	Proprio	Delega
**D ACT CHIEF MINISTER, TREAS AND ECO DEV DIR SUPERANN PROV ACC	5.639		5.639
**D GOVERNMENT EMPLOYEES SUPERANNUATION BOARD	3.099		3.099
**D MERCER PASSIVE INTERNATIONAL SHARES FUND	3.742		3.742
**D MERCER OSS TRUST	3.640		3.640
**D AUSTRALIA POST SUPERANNUATION SCHEME	1.921		1.921
**D AMERICAN COLLEGE OF SURGEONS	8.792		8.792
**D BELLSOUTH CORPORATE TRUST UNDER EXECUTIVE BENEFIT PLAN(S)	24.000		24.000
**D BELLSOUTH CORP TR UNDER EX BEN PL FOR MOBILE SYSTEMS EXECUT	6.000		6.000
**D BELLSOUTH CORP TR UNDER EX BEN PL FOR ADV AND PUBLISHING	3.000		3.000
**D BRISTOL-MYERS SQUIBB COMPANY MASTER RETIREMENT TRUST	5.265		5.265
**D CSAA INSURANCE EXCHANGE	2.869		2.869
**D CLEARWATER INTERNATIONAL FUND	6.291		6.291
**D CLEARWATER INTERNATIONAL FUND	25.420		25.420
**D THE WILLIAM & MARY INVESTMENT TRUST	7.226		7.226
**D HESS CORPORATION EMPLOYEES` PENSION PLAN	36.990		36.990
**D HUBBELL INCORPORATED MASTER PENSION TRUST	116		116
**D STATE OF IDAHO ENDOWMENT FUND INVESTMENT BOARD	52.485		52.485
**D STATE OF IDAHO ENDOWMENT FUND INVESTMENT BOARD	528		528
**D THE JOYCE FOUNDATION	1.880		1.880
**D LOCKHEED MARTIN CORPORATION MASTER RETIREMENT TRUST	152.510		152.510
**D MICHIGAN CATHOLIC CONFERENCE	241		241
**D NORTHERN FUNDS MULTI-MANAGER INTERNATIONAL EQUITY FUND	123.645		123.645
**D NORTHERN FUNDS - INTERNATIONAL EQUITY INDEX FUND	56.973		56.973
**D PEPSICO, INC. MASTER TRUST	28.284		28.284
**D MASTER TR AGREE BETWEEN PFIZER INC AND THE NORTHERN TR CO	5.022		5.022
**D PRESBYTERIAN CHURCH (USA) FOUNDATION	427		427
**D NORTHERN TRUST GLOBAL INVESTMENTS COLLECTIVE FUNDS TRUST	339.034		339.034
**D ST. JOSEPH HEALTH SYSTEM	534		534
**D VOL EMPL BEN ASS OF THE NON-REPR EMPL OF SOUT CAL EDISON CO	176		176
**D 1999 VOL EMPL BEN ASS NON-REPR EMPL OF SOUT CAL EDISON CO	331		331
**D SAMFORD UNIVERSITY	267		267
**D THE TRUSTEES OF THE HENRY SMITH CHARITY	6.041		6.041
**D TRINITY COLLEGE CAMBRIDGE	1.019		1.019
**D TYCO ELECTRONICS DEFINED BENEFIT PLANS MASTER TRUST	35.104		35.104
**D THE MARATHON LONDON GROUP TRUST FOR EMPLOYEE BENEFIT PLANS	1.675.907		1.675.907
**D USAA MASTER TRUST (PENSION AND RSP)	5.448		5.448
**D CAMPBELL PENSION PLANS MASTER RETIREMENT TRUST	4.141		4.141
**D EAST BAY MUNICIPAL UTILITY DISTRICT	18.435		18.435
**D STICHTING INSTITUUT GAK	500		500
**D GEORGIA TECH FOUNDATION, INC.	1.009		1.009
**D 1199 SEIU HEALTH CARE EMPLOYEES PENSION FUND	36.800		36.800
**D IDAHO NATIONAL LABORATORY EMPLOYEE RETIREMENT PLAN	21.700		21.700
**D LOS ANGELES CITY EMPLOYEES RETIREMENT SYSTEM	16.710		16.710
**D CITY OF LOS ANGELES FIRE AND POLICE PENSION PLAN	100.267		100.267
**D CITY OF LOS ANGELES FIRE AND POLICE PENSION PLAN	2.409		2.409

Pagina 34

Azionisti: 1567
Azionisti in proprio: 19Teste: 29
Azionisti in delega: 1548

DE* delega alla persona fisica sopra indicata con il numero della scheda magnetica

**D delega alla persona fisica sopra indicata con il numero della scheda magnetica (votazione effettuata alla postazione assistita)

RL* rappresentanza legale alla persona fisica sopra indicata con il numero della scheda magnetica

Assemblea Ordinaria del 28 aprile 2017

LISTA ESITO DELLE VOTAZIONE

Oggetto: **Approvazione bilancio esercizio 2016**

FAVOREVOLI

Cognome	Tot. Voti	Proprio	Delega
**D MIDWEST OPERATING ENGINEERS PENSION TRUST FUND	100.000		100.000
**D MONTGOMERY COUNTY EMPLOYEES` RETIREMENT SYSTEM	9.682		9.682
**D NORTH DAKOTA STATE INVESTMENT BOARD	140.860		140.860
**D NEW YORK STATE NURSES ASSOCIATION PENSION PLAN	112.169		112.169
**D SAN FRANCISCO CITY & COUNTY EMPLOYEES` RETIREMENT SYSTEM	115.175		115.175
**D FIREMEN`S RETIREMENT SYSTEM OF ST. LOUIS	18.745		18.745
**D UTAH STATE RETIREMENT SYSTEMS	27.038		27.038
**D WYOMING RETIREMENT SYSTEM	4.481		4.481
**D FORD MOTOR COMPANY OF CANADA, LIMITED PENSION TRUST	1.533		1.533
**D HSBC INTERNATIONAL EQUITY POOLED FUND	14.288		14.288
**D M-L INTERNATIONAL INVESTMENT FUND	163.545		163.545
**D HALIFAX REGIONAL MUNICIPALITY MASTER TRUST	4.026		4.026
**D NAV CANADA PENSION PLAN	3.903		3.903
**D OPSEU PENSION PLAN TRUST FUND	10.586		10.586
**D COMMONWEALTH SUPERANN CORP ATF ARIA INVESTMENTS TR	13.818		13.818
**D FUTURE FUND BOARD OF GUARDIANS FOR AND ON BEHALF OF FUTURE F	24.216		24.216
**D IBM DIVERSIFIED GLOBAL EQUITY FUND	5.222		5.222
**D NATIONAL WEST BANK PLC AS TRUSTEE OF JUPITER EUROPEAN FUND	3.028.652		3.028.652
**D NATIONAL WESTMINSTER BANK PLC AS TRUSTEE OF KES STRAT INV F	1.824		1.824
**D ESSEX COUNTY COUNCIL PENSION FUND	16.104		16.104
**D STICHTING HEINEKEN PENSIOENFONDS	5.107		5.107
**D THE TRUSTESS OF IBM PENSION PLAN	5.685		5.685
**D STICHTING PENSIOENFONDS IBM NEDERLAND	2.364		2.364
**D STICHTING PENSIOENFONDS SAGITTARIUS	5.821		5.821
**D SURREY COUNTY COUNCIL PENSION FUND	9.330		9.330
**D STICHTING PENSIOENFONDS VAN DE METALEKTRO (PME)	73.501		73.501
**D NORTHERN TRUST UCITS COMMON CONTRACTUAL FUND	6.340		6.340
**D NORTHERN TRUST UCITS COMMON CONTRACTUAL FUND	6.186		6.186
**D NORTHERN TRUST UCITS COMMON CONTRACTUAL FUND	5.139		5.139
**D NORTHERN TRUST UCITS COMMON CONTRACTUAL FUND	6.719		6.719
**D NORTHERN TRUST UCITS COMMON CONTRACTUAL FUND	10.967		10.967
**D NORTHERN TRUST UCITS COMMON CONTRACTUAL FUND	1.067		1.067
**D PUBLIC EMPLOYEES RETIREMENT ASSOCIATION OF COLORADO	50.472		50.472
**D COLONIAL FIRST STATE WHOLESALE INDEXED GLOBAL SHARE FUND	8.782		8.782
**D COMMONWEALTH GLOBAL SHARE FUND 29	671		671
**D HSBC UCITS COMMON CONTRACTUAL FUND	1.033		1.033
**D BARING GLOBAL OPPORTUNITIES UMBRELLA FUND	997		997
**D HOSKING GLOBAL FUND PLC	127.992		127.992
**D LABORERS` AND RET BOARD EMPL ANNUITY & BENEFIT F OF CHICAGO	6.185		6.185
**D LEGAL & GENERAL GLOBAL EQUITY INDEX FUND	507		507
**D LEGAL AND GENERAL EUROPEAN TRUST	92.675		92.675
**D NAT WEST BK AS TRUSTEE OF LEGAL & GENERAL EUROPEAN INDEX TR	89.055		89.055
**D NAT WEST BK PLC AS TRUSTEE OF THE LEGAL & GENERAL INT IND TR	8.839		8.839
**D LEGAL & GENERAL ICAV	1.287		1.287
**D HARDING LOEVNER FUNDS PLC	158.300		158.300

Pagina 35

Azionisti: 1567
Azionisti in proprio: 19Teste: 29
Azionisti in delega: 1548

DE* delega alla persona fisica sopra indicata con il numero della scheda magnetica

**D delega alla persona fisica sopra indicata con il numero della scheda magnetica (votazione effettuata alla postazione assistita)

RL* rappresentanza legale alla persona fisica sopra indicata con il numero della scheda magnetica

Assemblea Ordinaria del 28 aprile 2017

LISTA ESITO DELLE VOTAZIONE

Oggetto: **Approvazione bilancio esercizio 2016**

FAVOREVOLI

Cognome	Tot. Voti	Proprio	Delega
**D SSGA GROSS ROLL UP UNIT TRUST	5.609		5.609
**D NORTHERN TRUST INVESTMENT FUNDS PUBLIC LIMITED COMPANY	14.925		14.925
**D LEGAL & GENERAL AUTHORISED CONTRACTUAL SCHEME	2.203		2.203
**D MARATHON UCITS COMMON CONTRACTUAL FUND	11.715		11.715
**D ILLINOIS STATE BOARD OF INVESTMENT	18.348		18.348
**D BANCO NACIONAL DE PANAMA, ACTING AS TRUSTEE OF THE FIDEICOMISO DE FONDO DE AHORRO DE PANAMA	1.235		1.235
**D STICHTING BEDRIJFST VOOR HET SCHOONMAAK EN GLAZ	4.403		4.403
**D KOMMUNAL LANDSPENSJONSKASSE GJENSIDIG FORSIKRINGSSKAP	11.207		11.207
**D ABU DHABI RETIREMENT PENSIONS AND BENEFITS FUND	13.745		13.745
**D STICHTING DOUWE EGBERTS PENSIOENFONDS	6.590		6.590
**D STICHTING PENSIOENFONDS CAMPINA	1.227		1.227
**D STICHTING BEDRIJFST VOOR HET BEROEPSVERVOER OVER DE WEG	212.382		212.382
**D STICHTING PENSIOENFONDS ING	10.264		10.264
**D VERDIPAPIRFONDET KLP AKSJEGLOBAL INDEX 1	24.967		24.967
**D VERDIPAPIRFONDET KLP AKSJEEUROPA INDEKS 1	10.360		10.360
**D NORTHERN TRUST UCITS FGR FUND	35.911		35.911
**D STG PFDS CORP EXPRESS MANDAAT ALLIANCE CAPITA	483		483
**D STG PFDS V.D. GRAFISCHE	60.640		60.640
**D STG PFDS AHOLD	8.311		8.311
**D ST. SPOORWEGPFDS MANDAAT BLACKROCK	3.370		3.370
**D STICHTING PENSIOENFONDS OPENBAAR VERVOER	705		705
**D STG PFDS ACHMEA MANDAAT BLACKROCK	8.660		8.660
**D STG BEDRIJFSTAKPFDS V H	2.128		2.128
**D ST BDFDS VD LANDBOUW MANDAAT BLACKROCK	55.370		55.370
**D STG BPF VD DETAILHANDEL MND BLACKROCK MSCI EMEA	29.933		29.933
**D PETTELAAR EFFECTENBEW. INZ. SNSRESP. IND. FND	35.185		35.185
**D AMUNDI SIF EUROPEAN EQUITY INDEX FUND	616		616
**D AMUNDI FUNDS EQUITY GLOBAL LUXURY LIFESTYLE	31.858		31.858
**D AMUNDI FUNDS EQUITY EURO RISK PARITY	9.406		9.406
**D FONDACO ROMA EURO BALANCED CORE	74		74
**D G FUND TOTAL RET. ACTIONS ALL CAP EUROPE	43.400		43.400
**D FONDAZIONE ROMA SIF - EQUITY SLEEV	1.099		1.099
**D ACTIF CANTON CREDIT AGRICOLE	961.000		961.000
**D ACTIF CANTON LCL	145.250		145.250
**D AREVA DIVERSIFIE OBLIGATAIRE	9.485		9.485
**D NATIXIS ASSET MANAGEMENT SA	16.684		16.684
**D FCP HAMELIN DIVERSIFIE FLEX III	9.650		9.650
**D FCP GROUPAMA PHARMA DIVERSIFIE	7.700		7.700
**D FCP CONTI GESTION	5.500		5.500
**D IBM FRANCE	3.664		3.664
**D FCP HAMELIN DIVERSIFIE FLEX II	2.617		2.617
**D GRD ACTIONS ZONE EURO	15.646		15.646
**D BNP PARIBAS APOLLINE ACTIONS EURO	54.858		54.858
**D FCP PHARMA PARFRANCE	36.051		36.051
**D FCP ECUREUIL RETRAITE ACTIONS 3	40.819		40.819

Pagina 36

Azionisti: 1567
Azionisti in proprio: 19Teste: 29
Azionisti in delega: 1548

DE* delega alla persona fisica sopra indicata con il numero della scheda magnetica

**D delega alla persona fisica sopra indicata con il numero della scheda magnetica (votazione effettuata alla postazione assistita)

RL* rappresentanza legale alla persona fisica sopra indicata con il numero della scheda magnetica

Assemblea Ordinaria del 28 aprile 2017

LISTA ESITO DELLE VOTAZIONE

Oggetto: **Approvazione bilancio esercizio 2016****FAVOREVOLI**

Cognome	Tot. Voti	Proprio	Delega
**D 1975 IRREVOCABLE TRUST OF CD WEYERHAUSER	224		224
**D 1973 IRREVOCABLE TRUST OF CD WEYERHAUSER	117		117
**D FCP MIROVA EURO SUSTAINABLE EQUITY	200.496		200.496
**D FCP EXPERT DIVERSIFIE	11.201		11.201
**D FCP AUDIENS A3	13.076		13.076
**D RUSSELL OVERSEAS EQUITY FUND	13.840		13.840
**D RUSSELL OVERSEAS EQUITY POOL .	12.642		12.642
**D EAFE EQUITY FUND .	20.362		20.362
**D BRUCE POWER PENSION PLAN	76.709		76.709
**D CN CANADIAN MASTER TRUST FUND .	738.500		738.500
**D CANADIAN PACIFIC RAILWAY COMPANY PENSION PLAN	65.067		65.067
**D ONTARIO POWER GENERATION INC .	34.446		34.446
**D THE ROYAL INST FOR THE ADVANCEMENT OFLEARNING MCGILL UNIVERSITY	2.239		2.239
**D BNY MELLON EMPLOYEE BENEFIT COLLECTIVE INVESTMENT FUND PLAN	134.749		134.749
**D FRONTIERS INTERNATIONAL EQUITY POOL	4.066		4.066
**D COUNSEL DEFENSIVE GLOBAL EQUITY	226		226
**D BMO MSCI EAFE INDEX ETF	11.400		11.400
**D BMO MSCI EUROPE HIGH QUALITY HEDGED TO CAD INDEX ETF	15.381		15.381
**D BMO LOW VOLATILITY INTERNATIONALEQUITY ETF	42.476		42.476
**D BMO GLOBAL CONSUMER STAPLES HEDGED TO CAD INDEX ETF 100	143		143
**D MCGILL UNIVERSITY PENSION FUND	1.705		1.705
**D PUBLIC SERVICE PENSION PLAN FUND	52.007		52.007
**D TEACHERS` PENSION PLAN FUND	54.334		54.334
**D ONTARIO POWER GENERATION INC. PENSION PLAN	44.456		44.456
**D OFFICE OF THE PUBLIC GUARDIAN AND TRUSTEE-DIVERSIFIED FUND	4.800		4.800
**D STATE OF WISCONSIN INVESTMENT BOARD	59.085		59.085
**D TD EMERALD INTERNATIONAL EQUITYINDEX FUND	39.755		39.755
**D DUKE UNIVERSITY	5.579		5.579
**D TD EUROPEAN INDEX FUND .	1.211		1.211
**D TD INTERNATIONAL EQUITY INDEX ETF	59		59
**D PUBLIC SECTOR PENSION INVESTMENT BOARD	41.938		41.938
**D IMPERIAL INTERNATIONAL EQUITY POOL	175.032		175.032
**D IMPERIAL OVERSEAS EQUITY POOL	7.474		7.474
**D IMPERIAL OVERSEAS EQUITY POOL	167		167
**D UNIVERSITY OF SASKATCHEWAN NON ACADEMIC PENSION PLAN	12.765		12.765
**D WINDWISE MSCI EAFE INDEX NON-LENDING, FUND FOR EXEMPT ORG.	8.867		8.867
**D SEQUOIA FOUNDATION	79		79
**D STEWARDSHIP FOUNDATION	159		159
**D WBW TRUST NUMBER ONE	67		67
**D BMO PRIVATE INTERNATIONAL EQUITY PORTFOLIO	172.222		172.222
**D CIBC INTERNATIONAL INDEX FUND	2.459		2.459
**D CIBC EUROPEAN INDEX FUND	980		980
**D CIBC POOLED INTERNATIONAL EQUITY INDEX FUND	2.534		2.534
**D DEBORAH LOEB BRICE	440		440
**D AMUNDI INDEX SOLUTIONS	364		364

Pagina 38

Azionisti: 1567
Azionisti in proprio: 19Teste: 29
Azionisti in delega: 1548

DE* delega alla persona fisica sopra indicata con il numero della scheda magnetica

**D delega alla persona fisica sopra indicata con il numero della scheda magnetica (votazione effettuata alla postazione assistita)

RL* rappresentanza legale alla persona fisica sopra indicata con il numero della scheda magnetica

Assemblea Ordinaria del 28 aprile 2017

LISTA ESITO DELLE VOTAZIONE
 Oggetto: **Approvazione bilancio esercizio 2016**

FAVOREVOLI

	Cognome	Tot. Voti	Proprio	Delega
9	PASQUALI LUIGI			
DE*	PASQUALI VITTORIO	450		450
Totale voti	391.398.910			
Percentuale votanti %	98,152802			
Percentuale Capitale %	80,792713			

Azionisti: 1567
 Azionisti in proprio: 19

Teste: 29
 Azionisti in delega: 1548

Pagina 39

DE* delega alla persona fisica sopra indicata con il numero della scheda magnetica

**D delega alla persona fisica sopra indicata con il numero della scheda magnetica (votazione effettuata alla postazione assistita)

RL* rappresentanza legale alla persona fisica sopra indicata con il numero della scheda magnetica

Assemblea Ordinaria del 28 aprile 2017ESITO VOTAZIONE

Oggetto : **Attribuzione utile e distribuzione dividendo**

Hanno partecipato alla votazione:

n° **1.575** legittimati ai sensi di legge a rappresentare in proprio o per delega n° **398.764.885** azioni az. ordinarie

Hanno votato:

		%AZIONI ORDINARIE RAPPRESENTATE (Quorum deliberativo)	%AZIONI AMMESSE AL VOTO	%CAP.SOC.
Favorevoli	398.336.797	99,892647	99,892647	82,224834
Contrari	16.265	0,004079	0,004079	0,003357
Astenuti	411.823	0,103275	0,103275	0,085009
Non Votanti	0	0,000000	0,000000	0,000000
Totale	398.764.885	100,000000	100,000000	82,313200

Assemblea Ordinaria del 28 aprile 2017

LISTA ESITO DELLE VOTAZIONE

Oggetto: **Attribuzione utile e distribuzione dividendo****CONTRARI**

		Tot. Voti	Proprio	Delega
8	Cognome CARDARELLI ANGELO.			
**D	DEUTSCHE BANK TRUST COMPANY AMERICAS	16.265		16.265
Totale voti	16.265			
Percentuale votanti %	0,004079			
Percentuale Capitale %	0,003357			

Azionisti: 1
Azionisti in proprio: 0

Teste: 1
Azionisti in delega: 1

Pagina 1

DE* delega alla persona fisica sopra indicata con il numero della scheda magnetica

**D delega alla persona fisica sopra indicata con il numero della scheda magnetica (votazione effettuata alla postazione assistita)

RL* rappresentanza legale alla persona fisica sopra indicata con il numero della scheda magnetica

Assemblea Ordinaria del 28 aprile 2017

LISTA ESITO DELLE VOTAZIONE

Oggetto: **Attribuzione utile e distribuzione dividendo****ASTENUTI**

	Cognome	Tot. Voti	Proprio	Delega
203	COLOMBO FRANCESCA			
**D	ETICA SGR SPA F.DO ETICA AZIONARIO	6.660		6.660
**D	ETICA SGR SPA F.DO ETICA BILANCIATO	14.400		14.400
**D	ETICA SGR SPA F.DO ETICA RENDITA BILANCIATA	2.889		2.889
**D	ETICA SGR SPA F.DO ETICA RENDITA OBBLIGAZIONARIO MISTO	3.600		3.600
7	CARDARELLI ANGELO			
**D	AREVA DIVERSIFIE OBLIGATAIRE	9.485		9.485
**D	NATIXIS ASSET MANAGEMENT SA	16.684		16.684
**D	FCP MISTRAL 1	9.304		9.304
**D	FCP MIROVA EURO SUSTAINABLE EQUITY	200.496		200.496
8	CARDARELLI ANGELO.			
**D	DEUTSCHE BANK TRUST COMPANY AMERICAS	148.305		148.305
Totale voti	411.823			
Percentuale votanti %	0,103275			
Percentuale Capitale %	0,085009			

Assemblea Ordinaria del 28 aprile 2017

LISTA ESITO DELLE VOTAZIONE
Oggetto: **Attribuzione utile e distribuzione dividendo**

NON VOTANTI

Cognome		Tot. Voti	Proprio	Delega
Totale voti	0			
Percentuale votanti %	0,000000			
Percentuale Capitale %	0,000000			

Azionisti: 0
Azionisti in proprio: 0

Teste: 0
Azionisti in delega: 0

Pagina 3

DE* delega alla persona fisica sopra indicata con il numero della scheda magnetica

**D delega alla persona fisica sopra indicata con il numero della scheda magnetica (votazione effettuata alla postazione assistita)

RL* rappresentanza legale alla persona fisica sopra indicata con il numero della scheda magnetica

Assemblea Ordinaria del 28 aprile 2017

LISTA ESITO DELLE VOTAZIONE

Oggetto: **Attribuzione utile e distribuzione dividendo**

FAVOREVOLI

Cognome	Tot. Voti	Proprio	Delega
**D THE JUPITER GLOBAL FUND SICAV	767.974		767.974
**D T. ROWE PRICE FUNDS SICAV	154		154
**D MORGAN STANLEY INVESTMENT FUNDS	77		77
**D HELABA INVEST KAPITALANLAGEGESELLSCHAFT MBH	25.600		25.600
**D SHARES EUROPE SELECTION	5.586		5.586
**D NMM3 EUEQ JAM ACCOUNT	2.726		2.726
**D WIF- EUROPE OPPORTUNITIES	25.000		25.000
**D WIF-EUROPE DISCOVERY FUND	42.900		42.900
**D METZLER INVESTMENT GMBH	39.067		39.067
**D SCOTIA PRIVATE GLOBAL EQUITY POOL	75.500		75.500
**D SCHWAB INTERNATIONAL INDEX FUND	42.574		42.574
**D JTSB STB DAIWA STOCK INDEX FUND 9807	4.100		4.100
**D JAPAN TRUSTEE SERVICES BANK LTD	1.716		1.716
**D THE MASTER TRUST BANK OF JAPAN LTD	401.071		401.071
**D NN (L)	53.652		53.652
**D ING DIRECT	11.954		11.954
**D FIDELITY SAL ST SPARTAN GLOBAL EX US IN	21.059		21.059
**D SCHWAB FUNDAMENTAL INTER LARGE COMP IN F	8.009		8.009
**D FSP - RETAILING PORTFOLIO	149.700		149.700
**D FISHER INVESTMENTS FOREIGN EQUITY COLLEC	32.755		32.755
**D SEI INSTITUTIONAL MANAGED TRUST MULTI-AS	2.908		2.908
**D FIDELITY SAL ST T SPARTAN TOTAL INT IN F	2.012		2.012
**D ADVISOR MANAGED TRUST - TACTICAL OFFENSI	4.904		4.904
**D THE ADV.INNER C.CORNERST.AD.GL.PUB.EQ. F	3.463		3.463
**D GLOBAL X SCIENTIFIC BETA EUROPE ETF	436		436
**D BBH&CO BOS CUST FOR SEI INST INT TR EQUITY ACADIAN	109.261		109.261
**D PANAGORA RISK PARITY M.A.C.FD	575		575
**D SELECT EQUITY MASTER	534.137		534.137
**D HSBC GROUP HONG KONG LOCAL STAFF RETIREMENT BENEFIT SCHEME	693		693
**D BNP PARIBAS FLOREAL 70	10.102		10.102
**D BNP PARIBAS FLOREAL 30	8.769		8.769
**D FCP FIMA FRANCE PME	4.113		4.113
**D FCP NEUILLY ACTIONS	5.385		5.385
**D AREVA DIVERSIFIE DYNAMIQ	9.801		9.801
**D CONTI FLEXIBLE	4.478		4.478
**D FCP BNP PARIBAS ACTIONS EUROPE	14.075		14.075
**D FCP BNPP ACTIONS EUROLAND	184.840		184.840
**D CAMGESTION ACT. CROISS.	33.969		33.969
**D CAMGESTION AVENIR INVES.	18.019		18.019
**D FCP VALMAT 6	5.214		5.214
**D FCP CAMGEST VALEURS EURO	89.338		89.338
**D FCP REMIVALOR 2	6.465		6.465
**D FCP GERISO	669		669
**D FCP DIVERS D&O CAMGEST	16.066		16.066
**D FCP SELINGA INVEST.	2.500		2.500

Pagina 5

Azionisti: 1567
Azionisti in proprio: 19Teste: 29
Azionisti in delega: 1548

DE* delega alla persona fisica sopra indicata con il numero della scheda magnetica

**D delega alla persona fisica sopra indicata con il numero della scheda magnetica (votazione effettuata alla postazione assistita)

RL* rappresentanza legale alla persona fisica sopra indicata con il numero della scheda magnetica

Assemblea Ordinaria del 28 aprile 2017

LISTA ESITO DELLE VOTAZIONE

Oggetto: **Attribuzione utile e distribuzione dividendo**

FAVOREVOLI

Cognome	Tot. Voti	Proprio	Delega
**D FCP IRP AUTO ACTIONS EU	44.150		44.150
**D FCP SAKKARAH 2	10.600		10.600
**D EPARGNE DIVERSIFIE KINGFISHER	16.475		16.475
**D FCP SAKKARAH 5	15.900		15.900
**D AUXIF AVENIR	6.000		6.000
**D FCP BNP PARIBAS BEST SELECTION EURO	29.236		29.236
**D FCP SYCOMORE EUROPEAN RECOVERY	14.280		14.280
**D FCP SYCOMORE EUROPEAN GROWTH	54.700		54.700
**D FCP NATIO FONDS MONACO REVENUS	10.443		10.443
**D FCP BNP PARIBAS ACTIONS EUROLAND	21.998		21.998
**D FCP NF COMPTES GERES	7.075		7.075
**D FCP NF GALILEE	7.869		7.869
**D FCP NATIO FDS ATHENES INVEST N5	48.786		48.786
**D FCP SAINT MARTIN 3	54.150		54.150
**D FCP HP ACTIONS LAZARD	57.950		57.950
**D HENDERSON INSTIT EUROP INDEX OPP FUND	13.267		13.267
**D CAISSE DES DEPOTS ET CONSIGNATIONS	1.000.620		1.000.620
**D CANDRIAM BELGIUM MANDAT FRR	153.312		153.312
**D FONDS DE RESERVE POUR LES RETRAITES	7.109		7.109
**D ROBECO NV	12.125		12.125
**D WITAN INVESTMENT TRUST PLC	42.448		42.448
**D ALLIANZGI FONDS NASPA PENSIONSFONDS	1.300		1.300
**D ALLIANZGI FONDS AFE	1.181		1.181
**D SVCO III FONDS	4.000		4.000
**D SVCO FONDS	5.000		5.000
**D ALLIANZGI FONDS PENSIONS	1.715		1.715
**D ALLIANZGI FONDS PFALCO	7.060		7.060
**D ALLIANZGI FONDS PF2	3.175		3.175
**D ALLIANZGI FONDS PF1	7.450		7.450
**D ALLIANZGI FONDS TIBUR	835		835
**D ALLIANZGI FONDS ALCO	1.000		1.000
**D PRCO COFONDS I	5.000		5.000
**D LHCO FONDS	7.500		7.500
**D ALLIANZGI FONDS TSF	1.277		1.277
**D DBI FONDS ACU K	15.060		15.060
**D ALLIANZGI FONDS AKTIEN EUROPA	5.000		5.000
**D BAYVK A4 FONDS	10.283		10.283
**D UNIVERSAL-CAV	6.085		6.085
**D GA FUND L	532		532
**D THREE BRIDGES UCITS FUND	6.634		6.634
**D UBAM	82.264		82.264
**D BNP PARIBAS L1	377.483		377.483
**D BNP PARIBAS A FUND	37.224		37.224
**D PARVEST	872.256		872.256
**D METROPOLITAN RENTASTRO	55.668		55.668

Pagina 6

Azionisti: 1567
Azionisti in proprio: 19Teste: 29
Azionisti in delega: 1548

DE* delega alla persona fisica sopra indicata con il numero della scheda magnetica

**D delega alla persona fisica sopra indicata con il numero della scheda magnetica (votazione effettuata alla postazione assistita)

RL* rappresentanza legale alla persona fisica sopra indicata con il numero della scheda magnetica

Assemblea Ordinaria del 28 aprile 2017

LISTA ESITO DELLE VOTAZIONE

Oggetto: **Attribuzione utile e distribuzione dividendo**

FAVOREVOLI

Cognome	Tot. Voti	Proprio	Delega
**D BNP PARIBAS B PENSION BALANCED	183.684		183.684
**D BNP PARIBAS B PENSION STABILITY	11.741		11.741
**D BNP PARIBAS B INVEST	4.520		4.520
**D BNP PARIBAS FUND III NV	1.201		1.201
**D LEMBAGA TABUNG AMANAH PEKERJA	1.235		1.235
**D BPOPF M AND D TWO	120.700		120.700
**D IPAC SPEC INV STR INT SHARE STR NO 9	619		619
**D AMP CAP UNHEDGED GL SHS MULTI MAN FUND	3.064		3.064
**D MERCER UNHEDGED OVERSEAS SHARES TRUST	1.430		1.430
**D AUSTRALIAN CATHOLIC SUPERAN RETIREM FUND	1.522		1.522
**D INSURANCE COMMISSION OF WESTERN AUSTRALI	54.066		54.066
**D ENHANCED INDEX INTERNATIONAL SHARE FUND	18.773		18.773
**D TFCORPIM INDEXED INT SHARE(UNHEDGED) F	1.842		1.842
**D WHOLESALE UNIT TRUST MSCI GLOB INDEX SHS	1.722		1.722
**D WHOLESALE UNIT TRUST GLOBAL SHARES F 3	1.433		1.433
**D WHOLESALE GLOBAL EQUITY INDEX FUND	782		782
**D AMP INTERNATIONAL EQUITY INDEX FUND	24.272		24.272
**D UNISUPER	2.002		2.002
**D TELEVIE CAP 1087 FCP SGM	43		43
**D FCP MOLINEL 15	3.136		3.136
**D FCP MOLINEL 14	1.164		1.164
**D FCP MOLINEL 11	2.836		2.836
**D ACM CAP 1066	160		160
**D ACM CAP 1050	305		305
**D ACM CAP 1048	31		31
**D ACM CAP 1046	85		85
**D ACM CAP 1044	95		95
**D ACM CAPM 1043	59		59
**D ACM CAP 1042	55		55
**D ACM CAP 1034	84		84
**D ACM CAP 1026	134		134
**D ACM CAP 1025	115		115
**D ACM CAP 1024	114		114
**D ACM CAP 1013	130		130
**D ACM CAP 1009	103		103
**D ACM CAP 1008	143		143
**D ACM CAP 1006	100		100
**D ACM CAP 1005	68		68
**D ACM CAP 1004	701		701
**D F F M 26	965		965
**D SICAV FADELIS INVEST	1.565		1.565
**D FCP SERENIS ALLEGRO 1165	381		381
**D FCP LES TROIS FONTAINES	1.000		1.000
**D FCP SERENIS MEZZO 1157	2.001		2.001
**D FCP DIATEC	1.500		1.500

Pagina 7

Azionisti: 1567
Azionisti in proprio: 19Teste: 29
Azionisti in delega: 1548

DE* delega alla persona fisica sopra indicata con il numero della scheda magnetica

**D delega alla persona fisica sopra indicata con il numero della scheda magnetica (votazione effettuata alla postazione assistita)

RL* rappresentanza legale alla persona fisica sopra indicata con il numero della scheda magnetica

Assemblea Ordinaria del 28 aprile 2017

LISTA ESITO DELLE VOTAZIONE

Oggetto: **Attribuzione utile e distribuzione dividendo**

FAVOREVOLI

Cognome	Tot. Voti	Proprio	Delega
**D FCP SERENIS ALLEGRO 1144	3.446		3.446
**D SICAV METISS	2.500		2.500
**D FCP SACRE COEUR	6.608		6.608
**D FCP DUPONT AND CO	735		735
**D FCP PYRENEES GLOBAL	1.135		1.135
**D FCP JPA	750		750
**D LES BRUYERES	750		750
**D FCP JCD FIVE	1.500		1.500
**D FCP_CAGNI	2.500		2.500
**D FCP SERENIS ADAGIO 1109	2.522		2.522
**D FCP MILLENAIRE	2.895		2.895
**D FCP CATILLON 1	1.395		1.395
**D FCP SERENIS CAP 1103	297		297
**D SERENIS CAP 1101	2.927		2.927
**D FCP SERENIS CAP 1099	100		100
**D FCP YORELA	6.699		6.699
**D PI CH - EUROPEAN EX SWISS EQUITIES TRACKER EX SL	4.907		4.907
**D PI CH-WORLD EX SWISS EQUITIES TRACKER US	11.599		11.599
**D BANQUE PICTET & CIE SA	10.694		10.694
**D GLOBAL OPPORTUNITY FUND	5.110		5.110
**D CADMOS-GULE EUROPEAN ENGAGEMENT FUND	7.000		7.000
**D PICTET-EUROPE INDEX	34.017		34.017
**D SHINKO GLOBAL EQUITY INDEX MOTHER FUND	375		375
**D WORLD EQUITY ACTIVE MOTHER FUND	11.097		11.097
**D FTSE-EDHEC RISK EFFICIENT INT DEVELOPED COUNTRIES INDEX	571		571
**D GIVI GLOBAL EQUITY FUND CLT AC	1.438		1.438
**D RBC FUNDS LUX	1.955		1.955
**D ALPHA UCITS SICAV	50.000		50.000
**D QUAESTIO CAPITAL FUND	695		695
**D COMGEST GROWTH PLC	703.044		703.044
**D UNIVERSE THE CMI GLOBAL NETWORK FUND	23.409		23.409
**D OFI MULTI SELECT	10.000		10.000
**D SWISS RE EUROPE S.A	80.000		80.000
**D BLACKROCK INSTITUTIONAL POOLED FUND PLC	4.566		4.566
**D SHELL TRUST (BERMUDA) LTD AS TRUSTEE OF THE SHELL OVERSEAS C.P. FUND	8.358		8.358
**D SHELL TRUST (BERMUDA) LIMITED AS TRUSTEE	2.164		2.164
**D NFS LIMITED TRAFALGAR COURT LES BANQUES	6.468		6.468
**D NFS LIMITED TRAFALGAR COURT LES BANQUES	6.723		6.723
**D SAS TRUSTEE CORPORATION	16.712		16.712
**D H.E.S.T. AUSTRALIA LIMITED	14.258		14.258
**D TEACHERS` RETIREMENT SYSTEM OF THE CITY OF NEW YORK	9.512		9.512
**D INTECH INTER SHARES HIGH OPPORTUN. TRUST	3.162		3.162
**D UBS GLOBAL ASSET MANAGEMENT LIFE LTD	40.776		40.776
**D BANCO CENTRAL DE TIMOR EST	12.570		12.570
**D THE THOMSON HOLDINGS INC.GROUP PENSION P	24.000		24.000

Pagina 8

Azionisti: 1567
Azionisti in proprio: 19Teste: 29
Azionisti in delega: 1548

DE* delega alla persona fisica sopra indicata con il numero della scheda magnetica

**D delega alla persona fisica sopra indicata con il numero della scheda magnetica (votazione effettuata alla postazione assistita)

RL* rappresentanza legale alla persona fisica sopra indicata con il numero della scheda magnetica

Assemblea Ordinaria del 28 aprile 2017

LISTA ESITO DELLE VOTAZIONE

Oggetto: **Attribuzione utile e distribuzione dividendo**

FAVOREVOLI

Cognome	Tot. Voti	Proprio	Delega
**D CONNECTICUT GENERAL LIFE INSURANCE COMPA	1.955		1.955
**D GAMMA EMIRATES INVESTMENT L.L.C. EM	449		449
**D ROCKEFELLER & CO., INC	13.040		13.040
**D JPMORGAN CHASE BANK N.A.	838		838
**D JPMORGAN CHASE BANK	28.473		28.473
**D IBM PERSONAL PENSION PLAN TRUST	16.386		16.386
**D ACCIDENT COMPENSATION CORPORATION	21.801		21.801
**D ACCIDENT COMPENSATION CORPORATION	120.500		120.500
**D YOUNG WOMENS CHRISTIAN ASS RET FD	4.080		4.080
**D FIDELITY INVESTMENTS MONEY MANAGEMENT INC	704		704
**D THE BARCLAYS BANK UK RETIREMENT FUND	12.108		12.108
**D ISHARES EDGE MSCI WORLD MINIMUM VOLATILI	87		87
**D IBM PERSONAL PENSION PLAN TRUST	934		934
**D BLACKROCK SCREEN WHOLE INDEXED INT EQ FD	324		324
**D SOCIAL INSURANCE ORGANIZATION	54.900		54.900
**D HARTFORD LIFE INSURANCE COMPANY	4.244		4.244
**D BANCO CENTRAL DE TIMOR EST	15.092		15.092
**D WSSP INTERNATIONAL EQUITIES TRUST	3.652		3.652
**D BLACKROCK INDEXED ALL-COUNTRY EQUITY FUN	811		811
**D SUPERANNUATION FUNDS MANAGEMENT CORPORATION OF SOUTH AUSTRALIA	148.000		148.000
**D EUROPACIFIC GROWTH FUND	2.280.000		2.280.000
**D UBS (US) GROUP TRUST	5.149		5.149
**D QANTAS SUPERANNUATION PLAN	4.803		4.803
**D BLACKROCK WHOLESALE INDEXED INTERNATIONA	13.035		13.035
**D AXA EQUITABLE LIFE INSURANCE CO	1.995		1.995
**D LUCRF PTY LTD FOR THE LABOUR UNION CO-O	1.137		1.137
**D ADVANCE INTERNATIONAL SHARE INDEX FUND	7.038		7.038
**D UBS ASSET MANAGEMENT LIFE LTD	64		64
**D FLEXSHARES STOXX GLOBAL ESG IMPACT INDEX	62		62
**D T ROWE PRICE INTERNATIONAL EQUITY INDEX	5.670		5.670
**D JNL/BLACKROCK GLOBAL ALLOCATION FUND	102.524		102.524
**D EQ ADV. TRUST AXA INTL.CORE MANAGED VOLA	10.148		10.148
**D SBC MASTER PENSION TRUST	31.728		31.728
**D SBC MASTER PENSION TRUST SBC MASTER PENSION TRUST 208	6.860		6.860
**D FLEXSHARES MORNINGSTAR DEVELOPED MARKETS	3.510		3.510
**D MFS INSTITUTIONAL INTERNATIONAL EQUITY F	447.956		447.956
**D NVIT INTERNATIONAL INDEX FUND	25.782		25.782
**D SBC MASTER PENSION TRUST	10.863		10.863
**D RETIREMENT INCOME PLAN OF SAUDI ARABIAN OIL COMPANY	833		833
**D FUNDACAO CALOUSTE GULBENKIAN	2.144		2.144
**D EQ.ADVISORS TRUST - AXA TEMPLETON GLOBAL	2.041		2.041
**D EQ ADVISORS TRUST-AXA GLOBAL EQ MANAGED	8.770		8.770
**D JNL/MELLON CAPITAL INTNAL INDEX FUND	31.349		31.349
**D EQ ADVISORS TST - ATM INTERNATIONAL MANA	18.923		18.923
**D PUBLIC EMPLOYEES RETIREMENT SYSTEM OF OHIO	134.925		134.925

Pagina 9

Azionisti: 1567
Azionisti in proprio: 19Teste: 29
Azionisti in delega: 1548

DE* delega alla persona fisica sopra indicata con il numero della scheda magnetica

**D delega alla persona fisica sopra indicata con il numero della scheda magnetica (votazione effettuata alla postazione assistita)

RL* rappresentanza legale alla persona fisica sopra indicata con il numero della scheda magnetica

Assemblea Ordinaria del 28 aprile 2017

LISTA ESITO DELLE VOTAZIONE

Oggetto: **Attribuzione utile e distribuzione dividendo**

FAVOREVOLI

Cognome	Tot. Voti	Proprio	Delega
**D PUBLIC EMPLOYEES RETIREMENT SYSTEM OF OHIO	10.255		10.255
**D PUBLIC EMPLOYEES RETIREMENT SYSTEM OF OHIO	9.502		9.502
**D THE MASTER TRUST BANK OF JAPAN LTD	192.571		192.571
**D THE MASTER TRUST BANK OF JAPAN, LTD AS TRUSTEE FOR MUTB400045796	223.649		223.649
**D SANLAM LIFE AND PENSIONS UK LIMITED	5.389		5.389
**D STICHTING SHELL PENSIOENFONDS	14.698		14.698
**D SOMERSET COUNTY COUNCIL PENSION FUND	64.657		64.657
**D SHELL PENSIONS TRUST LIMITED AS TRUSTEE OF SHELL CONTRIBUTORY PENSION FUND	12.558		12.558
**D THE MASTER TRUST BANK OF JAPAN, LTD. AS TRUSTEE FOR MUTB400045792	178.759		178.759
**D MASTER TRUST BANK OF JAPAN, LTD. PENSION	214.179		214.179
**D KAPITALFORENINGEN PENSAM INVEST PSI 30 EUROPÆISKE AKTIER	10.146		10.146
**D JUPITER EUROPEAN OPPORTUNITIES TRUST PLC	246.551		246.551
**D ALLIANZGI-FONDS DSPT	6.439		6.439
**D FIDELITY PURITAN FUND	81.800		81.800
**D BUREAU OF LABOR FUNDS- LABOR PENSION FUND	8.910		8.910
**D BUREAU OF LABOR FUNDS- LABOR PENSION FUND	2.503		2.503
**D NATIONWIDE INTERNATIONAL INDEX FUND	19.301		19.301
**D TRUST AND CUSTODY SERVICED BANK LIMITED	21.679		21.679
**D VANTAGETRUST III MASTER COLLECTIVE INVES	5.614		5.614
**D EQ.ADVISORS TRUST-AXA/AB DYNAMIC GROWTH	7.335		7.335
**D EQ ADVISORS TRUST-AXA INTL.MANAGED VOLAT	24.874		24.874
**D JNL/WMC FOCUSED INTERNATIONAL EQUITY FD	402.119		402.119
**D STICHTING PENSIOENFONDS VOOR HUISARTSEN	10.876		10.876
**D VIRTUS INTERNATIONAL WEALTH MASTERS FUND	132		132
**D THE MASTER TRUST BANK OF JAPAN	3.901		3.901
**D BUREAU OF LABOR FUNDS-LABOR INSURANCE FUND	4.576		4.576
**D BUREAU OF LABOR FUNDS-LABOR INSURANCE FUND	780		780
**D STATE OF WYOMING	7.394		7.394
**D CITY OF PHILADELPHIA PUBLIC RETIREMENT	8.165		8.165
**D MISSOURI EDUCATION PENSION TRUST	41.249		41.249
**D NEW YORK STATE COMMON RETIREMENT FUND	59.559		59.559
**D STATE OF WYOMING	79.205		79.205
**D FIDELITY INVESTMENT FUNDS - FIDELITY	9.331		9.331
**D FIDELITY INVESTMENT FUNDS - FIDELITY MONEYBUILDER WORLD INDEX FUND	2.229		2.229
**D PROSHARES HEDGED FTSE EUROPE ETF	81		81
**D O`SHARES FTSE EUROPE QUALITY DIVIDEND ET	1.610		1.610
**D KATHERINE C. MOORE CHARITABLE LEAD ANNUITY TRUST II	471		471
**D NEW MEXICO STATE INVESTMENT COUNCIL	11.285		11.285
**D FRANKLIN TEMPLETON COLLECTIVE INVESTMENT TRUST - FRANKLIN NON - U.S. EQUITY TRUST	5.900		5.900
**D DFE ASSET MANAGEMENT LLC	6.755		6.755
**D THE RANDOLPH FOUNDATION	3.190		3.190
**D THE KATHERINE MOORE REVOCABLE TRUST	541		541
**D MASTER TRUST FOR SIEMENS PENSION PLANS	7.400		7.400
**D MASTER TRUST FOR SIEMENS SAVINGS PLANS	16.373		16.373
**D PENSION TRUST FUND FOR OPERATING ENGINEE	80.000		80.000

Pagina 10

Azionisti: 1567
Azionisti in proprio: 19Teste: 29
Azionisti in delega: 1548

DE* delega alla persona fisica sopra indicata con il numero della scheda magnetica

**D delega alla persona fisica sopra indicata con il numero della scheda magnetica (votazione effettuata alla postazione assistita)

RL* rappresentanza legale alla persona fisica sopra indicata con il numero della scheda magnetica

Assemblea Ordinaria del 28 aprile 2017

LISTA ESITO DELLE VOTAZIONE

Oggetto: **Attribuzione utile e distribuzione dividendo**

FAVOREVOLI

Cognome	Tot. Voti	Proprio	Delega
**D FRANKLIN SIERRA NON US EQUITY TRUST	45.000		45.000
**D FM KIRBY DTD TRUST 1/3/75 FBO JEFFERSON W KIRBY	185		185
**D UBS MSCI WORLD MINIMUM VOLATILITY INDEX	17.313		17.313
**D REG RETR EMPL MANUELS VILLE MONTREAL	2.758		2.758
**D RBC EUROPEAN DIVIDEND FUND	30.421		30.421
**D MANULIFE INTERNATIONAL EQUITY INDEX FUND	743		743
**D HEX FOSSIL FUEL-FREE ACWI F BUREAU 4200	1.293		1.293
**D HEXAVEST WORLD FUND	44.745		44.745
**D HEXAVEST EUROPE FUND	54.620		54.620
**D RBC EUROPEAN EQUITY FUND	1.659.349		1.659.349
**D FONDS COMMUN REG RETRAITE UNIVERSIT LAV	914		914
**D BOMBARDIER TRUST(CANADA) GLOBAL EQUIT FU	3.018		3.018
**D THE BOMBARDIER TRUST (UK)	2.141		2.141
**D DFC GLOBAL EQUITY FUND	17.392		17.392
**D RBC INTERNATIONAL EQUITY FUND	136.031		136.031
**D RBC BALANCED FUND	71.714		71.714
**D MFS INTERNATIONAL EQUITY FUND	22.475		22.475
**D BEUTEL GOODMAN TOTAL WORLD EQUITY FUND	640		640
**D BEUTEL GOODMAN GLOBAL FUND	69.500		69.500
**D BEUTEL GOODMAN INTERNATIONAL EQ FND	38.700		38.700
**D BEUTEL GOODMAN BALANCED FUND	199.300		199.300
**D MANITOBA TELECOM SERV&PARTECIP SUBS EMPL	509		509
**D RBC GLOBAL BALANCED FUND	18.193		18.193
**D CIDEL BANK & TRUST INC AS TRUSTEE	710		710
**D RBC TOR POOLED CLTS A/C	2.800		2.800
**D REGENT STRAT EUROPEAN EQUITY	17.502		17.502
**D CENTRAL FINANCE BOARD METHODIST CHURCH	1.420		1.420
**D SOUTH YORKSHIRE PENSIONS AUTHORITY	33.000		33.000
**D WEST MIDLANDS METROPOLITAN AUT PENS FD	37.000		37.000
**D WEST YORKSHIRE PENSION FUND	100.000		100.000
**D BBH INTERNATIONAL EQUITY FUND	396.313		396.313
**D VANGUARD GLOBAL EQUITY FUND	16.703		16.703
**D VANGUARD EUROPEAN STOCK INDEX FUND	285.815		285.815
**D VANGUARD DEVELOPED MARKETS INDEX FUND	720.266		720.266
**D FIDELITY FUNDS SICAV	250.659		250.659
**D GIM SPECIALIST INVESTMENT FUNDS	2.111		2.111
**D VANGUARD TOTAL WORLD STOCK INDEX FUND	35.325		35.325
**D VANGUARD FTSE ALL-WORLD EX US INDEX FUND	239.609		239.609
**D VANGUARD FUNDS PLC	33.787		33.787
**D VANGUARD INVESTMENT SERIES, PLC	240.911		240.911
**D HSBC SEOUL BRANCH ACTING AS TRUSTEE FOR BARING GLOBAL DYNAMIC ASSET ALLOCATION MASTER FUND	65		65
**D IRCOM RETRAITE DIVERSIFIE	25.506		25.506
**D FCP ALM ACTIONS EURO	313.080		313.080
**D FCP SAKKARAH 7	4.097		4.097
**D AXA FRANCE VIE	8.217		8.217

Pagina 11

Azionisti: 1567
Azionisti in proprio: 19Teste: 29
Azionisti in delega: 1548

DE* delega alla persona fisica sopra indicata con il numero della scheda magnetica

**D delega alla persona fisica sopra indicata con il numero della scheda magnetica (votazione effettuata alla postazione assistita)

RL* rappresentanza legale alla persona fisica sopra indicata con il numero della scheda magnetica

Assemblea Ordinaria del 28 aprile 2017

LISTA ESITO DELLE VOTAZIONE

Oggetto: **Attribuzione utile e distribuzione dividendo**

FAVOREVOLI

Cognome	Tot. Voti	Proprio	Delega
**D AXA FRANCE VIE	44.613		44.613
**D AXA FRANCE VIE	33.000		33.000
**D AXA CORPORATE SOLUTIONS ASSURANCE	100.290		100.290
**D AXA FRANCE VIE	27.000		27.000
**D AXA FRANCE VIE	31.000		31.000
**D AXA FRANCE VIE	70.988		70.988
**D LA MUTUELLE SAINT CHRISTOPHE	4.528		4.528
**D AXA FRANCE VIE	2.868		2.868
**D AXA INVESTMENT MANAGERS DE GMBH	63.000		63.000
**D AXA EURO DIVIDEND D	7.243		7.243
**D AXA EURO DIVIDEND L	23.000		23.000
**D AXA EURO DIVIDEND S	60.299		60.299
**D AXA EURO DIVIDEND K	40.000		40.000
**D AXA LEBEN AG	322.638		322.638
**D FCP CM-CIC SILVER ECONOMIE	7.989		7.989
**D FCP BRONGNIART PATRIMOINE	13.936		13.936
**D SICAV MOLINEL 16	2.564		2.564
**D FCP SERENIS ADAGIO 1118	1.120		1.120
**D SICAV C I P E C	7.500		7.500
**D FCP GAILLON SECTORIEL	6.386		6.386
**D FCP UNION EUROPE	210.000		210.000
**D CONSTRUCTION AND BUILDING UNIONS SUPERAN	1		1
**D FIDUCIARY TRUST COMPANY INTERNATIONAL AS	3.428		3.428
**D VANGUARD INTERNATIONAL SHARE INDEX FUND	44.352		44.352
**D ONEPATH LOW VOLATILITY GLOBAL EQ IN POOL	8.381		8.381
**D ONEPATH GLOBAL SHARES LARGE CAP UNHEDGED	19.047		19.047
**D CARBON AWARE INTERNATIONAL SHARES FUND	2.222		2.222
**D EQ ADVISORS TRUST - AXA SMARTBETA EQUITY	300		300
**D AVIVA LIFE & PENSIONS UK LIMITED	21.764		21.764
**D UNIVERSITIES SUPERANNUATION SCHEME	129.338		129.338
**D VANGUARD TOTAL INTERNATIONAL STOCK INDEX	1.949.351		1.949.351
**D VANGUARD FID COMPANY EUROPEAN STOCK INDE	9.730		9.730
**D AVIVA LIFE AND PENSIONS UK LIMITED	32.050		32.050
**D STICHTING DEPOSITARY APG DEVELOPED MARKETS EQUITY MINIMUM VOLATILITY POOL	246.665		246.665
**D 1290 FUNDS - 1290 SMARTBETA EQUITY FUND	300		300
**D FTSE ALL WORLD INDEX FUND	8.985		8.985
**D FRIENDS LIFE LIMITED	35.183		35.183
**D REASSURE LIMITED	5.616		5.616
**D HSBC EUROPEAN INDEX FUND	31.193		31.193
**D FRIENDS LIFE AND PENSIONS LIMITED	2.432		2.432
**D HSBC ETFS PLC	10.987		10.987
**D HSBC GLOBAL INVESTMENT FUNDS	2.316		2.316
**D AXA ASSICURAZIONI SPA	58.905		58.905
**D SC EUROPEAN EQUITIES PASSIVE FUND	2.012		2.012
**D SC EUROPEAN EQUITIES FUND	7.126		7.126

Pagina 12

Azionisti: 1567
Azionisti in proprio: 19Teste: 29
Azionisti in delega: 1548

DE* delega alla persona fisica sopra indicata con il numero della scheda magnetica

**D delega alla persona fisica sopra indicata con il numero della scheda magnetica (votazione effettuata alla postazione assistita)

RL* rappresentanza legale alla persona fisica sopra indicata con il numero della scheda magnetica

Assemblea Ordinaria del 28 aprile 2017

LISTA ESITO DELLE VOTAZIONE

Oggetto: **Attribuzione utile e distribuzione dividendo**

FAVOREVOLI

Cognome	Tot. Voti	Proprio	Delega
**D AXA PORTUGAL SEGUROS SA	9.135		9.135
**D TRUST E CUSTODY SERVICES BANK LTD	12.452		12.452
**D TRUST & CUSTODY SERVICES BANK LTD AS TRUSTEE FOR PENSION INVESTMENT FUND TRUST NUMBER 21	721		721
**D LOMBARD ODIER FUNDS (SWITZERLAND) SA I3D	22.101		22.101
**D SWISS NATIONAL BANK	1.060.196		1.060.196
**D GAM INVESTMENT MANAGEMENT (SWITZERLAND) LTD.	120.284		120.284
**D FCP GROUPAMA AAEXA	2.018		2.018
**D FCP MICHELET UK TUNNEL	827		827
**D FCP ASTORG FLEXIBLE ALLOCATION	5.227		5.227
**D FCP ASTORG CROISSANCE EMERGING	7.201		7.201
*** DEL VECCHIO CLAUDIO	2.831.000		2.831.000
**D AZL NFJ INTERNATIONAL VALUE FUND	696		696
**D BMO FBO NEW BROOKDALE PR GTBNTR	903		903
**D NKB SII EUROPE GROWTH	3.530		3.530
**D NKB SII GLOBAL AKTIER MIN RISIKO	28.780		28.780
**D CITI RETIREMENT SAVINGS PLAN	42.465		42.465
**D EMPLOYEES RETIREMENT SYSTEM OF TEXAS	181.700		181.700
**D DEUTSCHE XTRKS MSCI ALL WORLD HDG	728		728
**D DREYFUS SEL MGR LS THREE BRIDGES	13.384		13.384
**D DREYFUS STRATEGIC BETA GLOBAL EQ FD	46		46
**D PRHF PHS HARDING LOEVNER	18.000		18.000
**D BOK MCM DM PEQ	1		1
**D SUBSIDIZED SCHOOLS P FUND NORTHERN	4.205		4.205
**D ING INVESTMENT MANAGEMENT	27.981		27.981
**D AOHit HAI RHUMBLINE EAFE	97		97
**D HRCd RPMT HAP RHUMBLINE EAFE	92		92
**D PS FTSE LO BT EQ WT PORT	3.513		3.513
**D KAPITALFORENINGEN EMD INVEST, GLOBALE AK TIER/II	3.527		3.527
**D KAPITALFORENINGEN EMD INVEST, GLOBALE AK TIER/III	4.983		4.983
**D GREAT WEST MFS INTERNATIONAL GR FD	18.222		18.222
**D EARNEST PARTNERS	11.749		11.749
**D 55005 UP GLOBALE AKTIER II	20.172		20.172
**D NKB INVEST GLOBALE AKTIER BASIS	6		6
**D RPTCL GRPF ARP MAG	1.110		1.110
**D NYKREDIT INVEST TAKTISK ALLOKERING	19		19
**D NKB 31019 MM INVEST GLOBALE AKTIER	5.788		5.788
**D NKB 31020 MM INVEST GLOBAL AKT AKK	2.726		2.726
**D NKB 10513 GLOBAL DIVERSIFIED	7.227		7.227
**D 56053 IP GLOBAL EQUITIES I	8.922		8.922
**D 70030 PD GLOBALE AKTIER VII	15.760		15.760
**D GOLDMAN SACHS GMS ERISA GROUP TRUST	16.530		16.530
**D WILLIAM BLAIR NONUS EQUITY LLCLC	64.585		64.585
**D NONUS EQUITY MGRS PORT 1 W BLAIRIR	17.049		17.049
**D TACS NONUS EQUITY CORE MKT CONTINU	19.866		19.866
**D PS FTSERAFI EU UCITS ETF BNYMTCIL	100		100

Pagina 13

Azionisti: 1567
Azionisti in proprio: 19Teste: 29
Azionisti in delega: 1548

DE* delega alla persona fisica sopra indicata con il numero della scheda magnetica

**D delega alla persona fisica sopra indicata con il numero della scheda magnetica (votazione effettuata alla postazione assistita)

RL* rappresentanza legale alla persona fisica sopra indicata con il numero della scheda magnetica

Assemblea Ordinaria del 28 aprile 2017

LISTA ESITO DELLE VOTAZIONE

Oggetto: **Attribuzione utile e distribuzione dividendo**

FAVOREVOLI

Cognome	Tot. Voti	Proprio	Delega
**D PS FTSE RAFI DEVEL MAR EXUS PORT	5.852		5.852
**D PRU INV PRT INC PRU BALANCED FD	339		339
**D PSF GLOBAL PORTFOLIO WB	52.911		52.911
**D GREAT WEST INTERNATIONAL INDEX FUND	1		1
**D DESERET MMRP FISHER INVESTMENTS	1		1
**D NATIONAL BANK TRUST	8.062		8.062
**D PFI INTL EQUITY INDEX FUND	12.087		12.087
**D BNYTD CF PURISIMA EAFE TOTAL RTN FD	1.543		1.543
**D PFI GLOBAL MULTI STRATEGY FD AQ	22.371		22.371
**D CTJ RE STANLIB GLOBAL EQUITY FD AB	1.200		1.200
**D CTJ RE STANLIB GLOBAL EQ HOSKING	13.841		13.841
**D PACIFIC LIFE CORP	348		348
**D IQ 50 PERCENT HEDGED FTSE INTL ETF	2.662		2.662
**D IQ 50 PERCENT HEDGED FTSE EURO ETF	1.487		1.487
**D DEP QF SSGA NONUS EQUITY H1	1.197		1.197
**D DEP QF SSGA NONUS EQUITY R2	1.546		1.546
**D DEP QF SSGA NONUS EQUITY B1	764		764
**D DEP QF SSGA NONUS EQUITY B2	927		927
**D GS ACTIVE BETA INTL EQUITY ETF	21.246		21.246
**D GS ACTIVEBETA EUROPE ETF	2.577		2.577
**D DB FISHER INVEST	18.725		18.725
**D BLACKROCK GLOBAL FUNDS	38.254		38.254
**D DEUTSCHE XTRK MSCI EMU HDG EQ ETF	1.874		1.874
**D VOYA INTERNATIONAL INDEX PORTFOLIO	189		189
**D EARNEST	55.914		55.914
**D CC COL EAFE Q UN 2	1.100		1.100
**D CC COL EAFE Q UN 1	800		800
**D GNPFCOL EAFE GINNA Q	1.000		1.000
**D NMPFCOL EAFE NMP Q	800		800
**D DAEC NQ SSGA TAX	290		290
**D DAEC Q SSGA INTL TC	274		274
**D NEXTERA DB WILLIAM BLAIR INTL PENSION PLANS OF NEXTERA ENERGY INC AND ITS AFFILIATESS	41.574		41.574
**D PB SSGA INTL EQ TAX	2.146		2.146
**D PS6F STATE STREET INTL EQ	8.047		8.047
**D SR5F PARAMETRIC DELTA SHIFT	433		433
**D SEMPRA ENERGY PENSION MASTER TRUST	5.963		5.963
**D TEACHERS` RETIREMENT SYSTEM OF LOUISIANA	1		1
**D AIF 21106 LPI AKT GLOBALE II	34.475		34.475
**D BLL AQUILA LIFE EUROPEAN EQUITY	351.959		351.959
**D BLL ASCENT LIFE EUROPEAN	7.214		7.214
**D BLL AQUILA LIFE GLOBAL MINIMUM	18.675		18.675
**D BLL AQUILA LIFE MSCI WORLD FUND	27.749		27.749
**D PFI MULTI MGR EQTY LNG SHRT FD TBC	13.285		13.285
**D PMRF PHS PENSION HARDING	6.000		6.000
**D M1RF FISHER FRN LRG	41.800		41.800

Pagina 14

Azionisti: 1567
Azionisti in proprio: 19Teste: 29
Azionisti in delega: 1548

DE* delega alla persona fisica sopra indicata con il numero della scheda magnetica

**D delega alla persona fisica sopra indicata con il numero della scheda magnetica (votazione effettuata alla postazione assistita)

RL* rappresentanza legale alla persona fisica sopra indicata con il numero della scheda magnetica

Assemblea Ordinaria del 28 aprile 2017

LISTA ESITO DELLE VOTAZIONE

Oggetto: **Attribuzione utile e distribuzione dividendo****FAVOREVOLI**

Cognome	Tot. Voti	Proprio	Delega
**D PUBLIC EMPLOYEE RETIREMENT SYSTEM OF IDAHO	8.538		8.538
**D CE8F EARNEST PTRS ILCE	130.125		130.125
**D NSNF PARA EAFE MONTI	1.260		1.260
**D NSNF PARA EAFE PI 1	1.446		1.446
**D NSNF PARA EAFE PI 2	673		673
**D THE ANNIE E. CASEY FOUNDATION	20.310		20.310
**D IH1F WILLIAM BLAIR	15.199		15.199
**D IH3F WILLIAM BLAIR	28.176		28.176
**D FLORIDA GLOBAL EQUITY FUND LLC	27.115		27.115
**D BNVF NSTEC FISHER GBL EQ	8.800		8.800
**D OICF OICL OCICL MARATHN	23.009		23.009
**D PGEF PG E QUALIFIED PANAGORA EAFE	6.162		6.162
**D CZ AANDELEN SSGA	2.007		2.007
**D FONDS GEV	3.810		3.810
**D FONDS GES B	2.600		2.600
**D AXA BELGIUM GENERATE FUND	1.118		1.118
**D AXA BELG PRO 50	6.300		6.300
**D ACHMEA POOLS FC AWW	4.526		4.526
**D APVIE	2.050		2.050
**D CENTRAL STATES SOUTH EAST AND SOUTH WEST AREAS PENSION FUND	4.493		4.493
**D FSEAF F208	38.631		38.631
**D NBK SSGA EQ 2	3.181		3.181
**D NBK UBS EQ	2.519		2.519
**D AZL INTERNATIONAL INDEX FUND	479		479
**D AZL BLACKROCK GLOBAL ALLOCATION FUND	11.361		11.361
**D DEUTSCHE XTRK MSCI STH EUR HDG ETF	526		526
**D BFTF MFS INTERNATIONAL	6.118		6.118
**D CASEY FP HOSKING GLOBAL	5.599		5.599
**D COUNTY EMPLOYEES ANNUITY AND BENEFIT FUND OF COOK COUNTY	7.930		7.930
**D US BANK GUIDEMARK WORLD EX US FUND	11.173		11.173
**D US BANKAK STEEL MASTER PENS TRR	819		819
**D US BANK TAX EXEMPT OMNI REP NONRECC	246		246
**D USBK REGIONAL TRANSPORTATION DSPP	238		238
**D USBK ROCKEFELLER EQUITY ALLOCAT FD	18.003		18.003
**D OKLAHOMA STATE UNIVERSITY FOUNDATION	15.000		15.000
**D USBK AHAI RHUMBLINE ADVISERS	210		210
**D B4305 FRB S LUND RES TR FBO B LUND	434		434
**D B4306 FRB M LUND REV TR	718		718
**D USBK AMERICAN HEART ASSOCIATION INC	279		279
**D USBK BBIEF BLACKROCK INVT MGMT LLC	2.999		2.999
**D BRIDGE BUILDER INTERNATIONAL EQUITY FUND	239.970		239.970
**D BNYMTD BFM BLK SYSTEM CONT EUR FUND	175		175
**D WILLIAM BLAIR CAR	4.259		4.259
**D WILLIAM BLAIR CFT	5.287		5.287
**D IADF WHPI FISHER INV	2.567		2.567

Pagina 16

Azionisti: 1567
Azionisti in proprio: 19Teste: 29
Azionisti in delega: 1548

DE* delega alla persona fisica sopra indicata con il numero della scheda magnetica

**D delega alla persona fisica sopra indicata con il numero della scheda magnetica (votazione effettuata alla postazione assistita)

RL* rappresentanza legale alla persona fisica sopra indicata con il numero della scheda magnetica

Assemblea Ordinaria del 28 aprile 2017

LISTA ESITO DELLE VOTAZIONE

Oggetto: **Attribuzione utile e distribuzione dividendo****FAVOREVOLI**

Cognome	Tot. Voti	Proprio	Delega
**D IADF WELLMARK FISHER INV	1		1
**D RZSF1501 GLOBAL EQ HEXEVEST	3.640		3.640
**D IIIF III MARATHON INTERNATIONAL	12.743		12.743
**D AP7 EQUITY FUND	154.910		154.910
**D ALASKA PERMANENT FUND CORPORATION	5.872		5.872
**D ALASKA PERMANENT FUND CORPORATION	14.517		14.517
**D BPS LEGAL AND GENERAL EUR BPSLGEUR	26.322		26.322
**D HRMF MFS INSTITUTIONAL AD	5.217		5.217
**D 1253 APG DME CORE EU	108.444		108.444
**D 2023 APG DME CON DISC	63.478		63.478
**D 2049 APG DME ARROWST	160.139		160.139
**D UA LOCAL UNION OFFICERS AND EMPLOYEES PENSION FUND	23.000		23.000
**D SSGA GLOBAL TEMC STRAT POOL	1.506		1.506
**D MASSEY INTECH	2.580		2.580
**D CEP DEP IP EURO EX UK ENH IND FD	149		149
**D PANAGORA RISK PARITY MULTI ASSET MASTER FUND LTD	4.133		4.133
**D ARCH RE LTD COMGEST EURO EQUITY	16.726		16.726
**D MIDDLETOWN WORKS HOURLY AND SALARIED UNION RETIREES HEALTH CARE FUND	762		762
**D AON HEWITT COLLECTIVE INVESTMENT TRUST	2.019		2.019
**D CPA COP PSERS MARATHON	62.891		62.891
**D CPA COP PSERS PSERS ACWI X US INDEX	25.366		25.366
**D CPU COP PMRS JARISLOWSKY FRASER	21.250		21.250
**D CPZ COP SERS MCM MSCI WORLD X US	35.855		35.855
**D ENSIGN PEAK FISHER INVESTMENTS	133.275		133.275
**D ENSIGN PEAK SELECT EQUITY	330.015		330.015
**D LOUISIANA STATE ERS MSCI EXUS INDEX	1.784		1.784
**D NV PERS MELLON CAPITAL INDEX	59.807		59.807
**D NV PERS SSGA EAFE INDEX	32.339		32.339
**D NV RBIF ALLNCEBRNSTN INTL EQ	1.023		1.023
**D NCUF BR EAFE LC GROWTH	18.577		18.577
**D TEA BLACKROCK INC INTL	48.188		48.188
**D UTC EDHEC BLACKROCK UNITED TECHNOLOGIES CORPORATION MASTER RETIREMENT	1.363		1.363
**D UTC MFS INVESTMENT MGMT	11.317		11.317
**D AST GS MULTI ASSET PORT LIQ PDHB	1.901		1.901
**D SP VAN DE NEDERLANDSCHE BANK	2.083		2.083
**D MIN DEF PF OMAN MARATHON EAFE	8.881		8.881
**D POOL RE L AND G MSCI EQ	1.189		1.189
**D BLL AQUIL LIFGLO3000 FMEN WHT INDFD	7.159		7.159
**D AST INTL GROWTH WB PD51	183.772		183.772
**D PSF SP INTL GROWTH WB PD71	5.700		5.700
**D AST ADVANCED STRAT WB PD14	194.957		194.957
**D PENN SERIES DEV INTL INDEX FUND	1.314		1.314
**D PHC SSGA EQ	16.173		16.173
**D PF INTERNATIONAL LARGE CAP FUND	11.306		11.306
**D BNYMTD BLK CONT EUR TRCK FD INV	93.572		93.572

Pagina 17

Azionisti: 1567
Azionisti in proprio: 19Teste: 29
Azionisti in delega: 1548

DE* delega alla persona fisica sopra indicata con il numero della scheda magnetica

**D delega alla persona fisica sopra indicata con il numero della scheda magnetica (votazione effettuata alla postazione assistita)

RL* rappresentanza legale alla persona fisica sopra indicata con il numero della scheda magnetica

Assemblea Ordinaria del 28 aprile 2017

LISTA ESITO DELLE VOTAZIONE

Oggetto: **Attribuzione utile e distribuzione dividendo****FAVOREVOLI**

Cognome	Tot. Voti	Proprio	Delega
**D FLORIDA RETIREMENT SYSTEM .	23.781		23.781
**D BLACKROCK WORLD EX FLORIDA RET SYS	69.231		69.231
**D METROPOLITAN WATER RECLAMATION DISTRICTRETIREMENT FUND	1.886		1.886
**D OPERATING ENGINEERS LOCAL 101 PENSION FUND	30.000		30.000
**D PENSION RESERVES INVESTMENT TRUST FUND	124.469		124.469
**D EMPLOYEES` RETIREMENT SYSTEM OF THE STATE OF HAWAII	123.012		123.012
**D BELL ATLANTIC MASTER TRUST	50.057		50.057
**D VERIZON MASTER SAVINGS TRUST .	2.576		2.576
**D DUKE ENERGY QUALIFIED NUCLEAR DECOMMISSIONING	11.792		11.792
**D HOWARD HUGHES MEDICAL INSTITUTE	178.895		178.895
**D INDIANA PUBLIC RETIREMENT SYSTEM	10.105		10.105
**D LINCOLN VARIABLE INSURANCE PRODUCTS TRUST LVIP SSGA INTERNATIONAL INDEX FUND	33.063		33.063
**D MERCY INVESTMENT SERVICES INC	947		947
**D PUBLIC EMPLOYEES RETIREMENT SYSTEM OFMISSISSIPPI	61.685		61.685
**D PUBLIC EMPLOYEES RETIREMENT SYSTEM OFMISSISSIPPI	153.900		153.900
**D THE ROCKEFELLER FOUNDATION	5.094		5.094
**D AGI PPI NR 30 HEL 1482 03 5601 SPK	3.071		3.071
**D AGI VGL IDLC 8478 22 6364 SPK	800.545		800.545
**D AGI VKA IDLC 8502 08 6344 SPK	60.035		60.035
**D PUBLIC EMPLOYEES RETIREMENT ASSOCIATION OF NEW MEXICO	11.184		11.184
**D BOARD OF PENSIONS OF THE EVANGELICAL LUTHERAN CHURCH IN AMERICA	2		2
**D FAIRFAX COUNTY POLICE OFFICERS RETIREMENT SYSTEM	19.300		19.300
**D FAIRFAX COUNTY UNIFORMED RETIREMENT SYSTEM	8.569		8.569
**D FAIRFAX COUNTY EMPLOYEES RETIREMENT SYSTEM	32.155		32.155
**D THE STATE OF CONNECTICUT ACTINGTHROUGH ITS TREASURER	76.048		76.048
**D SOUTH CAROLINA RETIREMENT SYSTEMS GROUP TRUST	5		5
**D ULLICO INTERNATIONAL GROUP TRUST	4.228		4.228
**D ULLICO DIVERSIFIED INTERNATIONAL EQUITY FUND LP	38.382		38.382
**D UPS GROUP TRUST	40.017		40.017
**D REGENTS OF THE UNIVERSITY OF MICHIGAN	49.710		49.710
**D INTERNATIONAL BANK FOR RECONSTRUCTION AND DEVELOPMENT	2.341		2.341
**D INTERNATIONAL BANK FOR RECONSTRUCTION AND DEVELOPMENT	1.308		1.308
**D PRUDENTIAL INVESTMENT PORTFOLIO 2 PRUDENTIAL QMA INTL DEVELOPED MRKTS INDEX FUND	219		219
**D FGT FRK INTERNATIONAL GROWTH FD	155.000		155.000
**D PIONEER INVESTMENT MANAGEMENT SGRPA / AZIONARIO CRESCITA	171.932		171.932
**D SEI GLOBAL INVESTMENTS FUND PL	9.734		9.734
**D TST TOUCHSTONE SUSTAINABILITY	55.377		55.377
**D KOKUSAI EQUITY INDEX FUND	2.131		2.131
**D CONSULTING GROUP CAPITAL MARKE	3.721		3.721
**D BBH PARTNER FUND-INT. EQ (KY)	38.499		38.499
**D METZLER INTERNATIONAL INVESTM.	156.800		156.800
**D BLACKROCK GLOBAL ALLOCATION F.	1.115.502		1.115.502
**D BLACKROCK GLOBAL ALLOCATION P.	5.761		5.761
**D BLACKROCK GLOBAL ALLOCATION VI	289.473		289.473
**D THE NOMURA TRUST AND BANKING C	37.382		37.382

Pagina 18

Azionisti: 1567
Azionisti in proprio: 19Teste: 29
Azionisti in delega: 1548

DE* delega alla persona fisica sopra indicata con il numero della scheda magnetica

**D delega alla persona fisica sopra indicata con il numero della scheda magnetica (votazione effettuata alla postazione assistita)

RL* rappresentanza legale alla persona fisica sopra indicata con il numero della scheda magnetica

Assemblea Ordinaria del 28 aprile 2017

LISTA ESITO DELLE VOTAZIONE

Oggetto: **Attribuzione utile e distribuzione dividendo**

FAVOREVOLI

Cognome	Tot. Voti	Proprio	Delega
**D BBH TRUSTEE SER (IE) LIMITD	17.939		17.939
**D MASSMUTUAL SELECT BLACKROCK GL	15.943		15.943
**D METZLER UNIVERSAL TRUST METZ T	25.900		25.900
**D METZLER INTERNATIONAL INVESTME	5.800		5.800
**D BNP PAM	63.865		63.865
**D CIPAV DIVERSIFIE	30.793		30.793
**D CAVOM DIVERSIFIE	9.888		9.888
**D CIPAV ALOIS	10.707		10.707
**D IRCEC DIVERSIFIE	5.261		5.261
**D AIM EQUITY EMU 1	62.196		62.196
**D ALLIANZ ASAC ACT EUR	22.543		22.543
**D AIM EQUITY EUROPE PG VIE	40.781		40.781
**D SG ACTIONS EUROPE MULTIGESTION	1.135		1.135
**D ETOILE CONSOMMATION EUROPE	11.000		11.000
**D OFI MARKET NEUTRAL EQUITY	14.475		14.475
**D FAMILY VALUES	8.000		8.000
**D SG ACTIONS LUXE	167.749		167.749
**D SG ACTIONS FRANCE	6.920		6.920
**D SG ACTIONS EUROPE	8.384		8.384
**D SG ACTIONS EUROPE LARGE CAP	1.872		1.872
**D AZ CREACTIONS 2	9.915		9.915
**D ETOILE GESTION	516		516
**D OFI AM	11.388		11.388
**D AZ VIE PG ACTIONS	137.172		137.172
**D ALLIANZ VIE	12.376		12.376
**D ALLIANZ VIE ACE ACTIONS	44.006		44.006
**D AZ VIE PFON RETRAITE ACTION	51.082		51.082
**D PIONEER FUNDS - ITALIAN EQUITY	43.046		43.046
**D VANDAM STREET FUND L.P SELECT EQUITY GROUP LP	1.854		1.854
**D UBS FUND MANAGEMENT (SWITZERLAND) AG	71.937		71.937
**D UBS FUND MANAGEMENT(LUXEMBOURG) SA	70		70
**D UBS GLOBAL SOLUTIONS - GLOBAL EQUITIES EUR	1.620		1.620
**D UBS GLOBAL SOLUTIONS - GLOBAL EQUITIES II EUR	1.499		1.499
**D FOCUSED SICAV GLOBAL EQUITY STRATEGY (USD)	442		442
**D UBS (LUX) STRATEGY XTRA SICAV	87		87
**D P2 UBS SRI GLOBAL EQUITY	995		995
**D GOVERNMENT OF NORWAY	3.441.200		3.441.200
**D ENERGY SUPER	39.400		39.400
**D MLC INVESTMENTS, MLC LIMITED	332.433		332.433
**D MLC INVESTMENTS, MLC LIMITED	598		598
**D VICTORIAN SUPERANNUATION FUND	7.683		7.683
**D VICTORIAN SUPERANNUATION FUND	88.447		88.447
**D WM POOL - EQUITIES TRUST NO. 72	11.072		11.072
**D NORGES BANK	40.545		40.545
**D AEGON CUSTODY B.V	28.280		28.280

Pagina 19

Azionisti: 1567
Azionisti in proprio: 19Teste: 29
Azionisti in delega: 1548

DE* delega alla persona fisica sopra indicata con il numero della scheda magnetica

**D delega alla persona fisica sopra indicata con il numero della scheda magnetica (votazione effettuata alla postazione assistita)

RL* rappresentanza legale alla persona fisica sopra indicata con il numero della scheda magnetica

Assemblea Ordinaria del 28 aprile 2017

LISTA ESITO DELLE VOTAZIONE

Oggetto: **Attribuzione utile e distribuzione dividendo**

FAVOREVOLI

Cognome	Tot. Voti	Proprio	Delega
**D AHL DIRECTIONAL EQUITIES MASTER LIMITED	2.619		2.619
**D AHL EVOLUTION LTD SHARMAINE BERKELEY ARGONAUT LTD	58.926		58.926
**D AQR MULTI-STRATEGY FUND VI LP CO AQR CAPITAL MGM LLC	188.654		188.654
**D AVIVA INVESTORS INTERNATIONAL INDEX TRACKING FUND	4.460		4.460
**D BAXTER STREET FUND II L.P.	334.011		334.011
**D BAXTER STREET FUND L.P	333.214		333.214
**D BAXTER STREET OFFSHORE MASTER FUND LTD	608.890		608.890
**D BEDFORD PROPERTY INC	30.500		30.500
**D BERESFORD FUNDS PLC	35.157		35.157
**D BMO GLOBAL ASSET MGT (ASIA) LIMITED	317		317
**D CBOSC ATF CBGS-WGSS02	10.781		10.781
**D CBOSC ATF CW BK GRP SUP WGSS08	2.940		2.940
**D CBOSC-CBGS-WGSS07	796		796
**D CFSIL - COLONIAL FIRST STATE GLOBAL ASSET MANAGEMENT MULTI SECTOR TRUST 1	31		31
**D CFSIL RE COLONIAL FIRST STATE INVESTMENT FUND 10	1.040		1.040
**D CITI LUX BNO WILLIAM BLAIR DYNAMIC DIVERSIFIED ALLOC.FUND 2	1.648		1.648
**D COLONIAL FIRST STATE	8.371		8.371
**D COLONIAL FIRST STATE INVESTMENTS LIMITED.	13.231		13.231
**D COOPER SQUARE FUND LP	277.739		277.739
**D COOPER SQUARE OFFSHORE MASTER FUND LTD	82.939		82.939
**D EATON VANCE INTERNATIONAL (IRELAND)	288		288
**D GUY P WYSER PRATTE	49.500		49.500
**D HOSTPLUS POOLED SUPERANNUATION TRUST	16.356		16.356
**D IRISH LIFE ASSURANCE	71.588		71.588
**D IRISH LIFE ASSURANCE PLC	2.153		2.153
**D IRISH LIFE ASSURANCE PLC	3.179		3.179
**D IRISH LIFE ASSURANCE PLC	1.492		1.492
**D IRISH LIFE ASSURANCE PLC	19.285		19.285
**D IRISH LIFE ASSURANCE PLC	8.781		8.781
**D IRISH LIFE ASSURANCE PLC	660		660
**D JANUS CAPITAL FUND PLC	14.779		14.779
**D JOHN HANCOCK FUNDS II INTERNATIONAL STRATEGIC EQUITY ALLOCATION FUND	19.246		19.246
**D JOHN HANCOCK VARIABLE INSURANCE TRUST INTERNATIONAL EQUITY INDEX TRUST	5.802		5.802
**D KOREA POST	12.924		12.924
**D LEGAL AND GENERAL	43.692		43.692
**D LEGAL AND GENERAL ASSURANCE PENSIONS MANAGEMENT LIMITED	1.056.188		1.056.188
**D LEGAL AND GENERAL ASSURANCE SOCIETY LIMITED	1.002		1.002
**D LEGAL AND GENERAL COLLECTIVE INVESTMENT TRUST	24.165		24.165
**D LEGAL AND GENERAL INVESTMENT MANAGEMENT	2.039		2.039
**D MACQUARIE MULTI FACTOR FUND	1.411		1.411
**D NATIONAL COUNCIL FOR SOCIAL SECURITY FUND.	1.883		1.883
**D NOMURA GLOBAL LUXURY BRANDS FUND	28.498		28.498
**D SDA INTL EQUITY INDEX FD WORLD	4.425		4.425
**D SELECT INTERNATIONAL ELS MASTER FUND LTD	21.166		21.166
**D SIEFORE BANAMEX BASICA 2 SA DE CV	9.023		9.023

Pagina 20

Azionisti: 1567
Azionisti in proprio: 19Teste: 29
Azionisti in delega: 1548

DE* delega alla persona fisica sopra indicata con il numero della scheda magnetica

**D delega alla persona fisica sopra indicata con il numero della scheda magnetica (votazione effettuata alla postazione assistita)

RL* rappresentanza legale alla persona fisica sopra indicata con il numero della scheda magnetica

Assemblea Ordinaria del 28 aprile 2017

LISTA ESITO DELLE VOTAZIONE

Oggetto: **Attribuzione utile e distribuzione dividendo**

FAVOREVOLI

Cognome	Tot. Voti	Proprio	Delega
**D SIEFORE BANAMEX BASICA 3 SA DE CV	12.281		12.281
**D SIEFORE BANAMEX BASICA 4-SA DE CV.	13.785		13.785
**D STICHTING MN SERVICES AANDELENFONDS EUROPA	16.272		16.272
**D STICHTING PENSIOENFONDS METAAL	28.477		28.477
**D STICHTING PENSIOENFONDS METAAL EN T MN SERVICES	54.646		54.646
**D STICHTING PGGM DEPOSITARY	110.375		110.375
**D THE NOMURA TRUST AND BANKING CO LTD	3.486		3.486
**D THREE BRIDGES CAPITAL LP LMA SPC-MAP 201 SEGREGATED PORTFOLIO	6.369		6.369
**D THREE BRIDGES CAPITAL LP	7.395		7.395
**D THREE BRIDGES EUROPE LONG ONLY MASTER FUND LTD	40.631		40.631
**D VICTORY CEMP DEVELOPED ENHANCED VOLATILITY WTD INDEX ETF	2.181		2.181
**D VICTORY CEMP INTERNATIONAL VOLATILITY WTD INDEX ETF	397		397
**D WCM FOCUSED INTERNATIONAL GROWTH FUND LP	277.850		277.850
**D WCM FOCUSED INTERNATIONAL GROWTH FUND.	1.306.168		1.306.168
**D WALDEN INTERNATIONAL EQUITY FUND	3.949		3.949
**D SONOMA COUNTY EMPLOYEES RETIREMENT ASSOCIATION	4.506		4.506
**D NOVARTIS CORPORATION PENSION MASTER TRUST	5.091		5.091
**D LEGG MASON DEVELOPED EX-US DIVERSIFIED CORE ETF	207		207
**D STATE FARM VARIABLE PRODUCT TRUST, INTERNATIONAL EQ INDEX F	3.821		3.821
**D BEAUMONT HEALTH MASTER RETIREMENT TRUST	1.553		1.553
**D KAISER PERMANENTE GROUP TRUST	66.339		66.339
**D WILLIAM BEAUMONT HOSPITAL	1.891		1.891
**D ARKWRIGHT, LLC	434		434
**D MANUFACTURERS AND TRADERS TRUST COMPANY	2.000		2.000
**D ARKWRIGHT, LLC	399		399
**D KAISER FOUNDATION HOSPITALS	11.774		11.774
**D KAISER FOUNDATION HOSPITALS	3.992		3.992
**D KAISER FOUNDATION HOSPITALS	41.898		41.898
**D LAUDUS INTERNATIONAL MARKETMASTERS FUND	676		676
**D SCHWAB INTERNATIONAL EQUITY ETF	90.520		90.520
**D SCHWAB FUNDAMENTAL INTERNATIONAL LARGE COMPANY ETF	14.252		14.252
**D JOHN HANCOCK VAR INS TRUST STRATEGIC EQUITY ALLOCATION TRUST	46.142		46.142
**D JOHN HANCOCK FUNDS II STRATEGIC EQUITY ALLOCATION FUND	28.761		28.761
**D PUTNAM GLOBAL CONSUMER FUND	21.429		21.429
**D THE PREMIER TRUST FUND FOR QUALIFIED EMPLOYEE BENEFIT PLANS	7.500		7.500
**D LAZARD ASSET MANAGEMENT LLC	986		986
**D INTERNATIONAL EXPATRIATE BENEFIT MASTER TRUST	935		935
**D MFS HERITAGE TRUST COMPANY COLLECTIVE INVESTMENT TRUST	19.233		19.233
**D GOLDMAN SACHS TRST II-GOLDMAN SACHS MULTI-MNGR GLOBAL EQT FUND	11.668		11.668
**D GOLDMAN SACHS TRUST II - MULTI-MANAGER INTERNL EQUITY FUND	50.906		50.906
**D GOLDMAN SACHS TRUST- GOLDMAN SACHS GLOBAL MANAGED BETA FUND	1.882		1.882
**D INTERNATIONAL MONETARY FUND	3.558		3.558
**D INTERNATIONAL MONETARY FUND	4.089		4.089
**D USAA INTERNATIONAL FUND	134.556		134.556
**D ALLIANCEBERNSTEIN GLOBAL RISK ALLOCATION FUND INC	379		379

Pagina 21

Azionisti: 1567
Azionisti in proprio: 19Teste: 29
Azionisti in delega: 1548

DE* delega alla persona fisica sopra indicata con il numero della scheda magnetica

**D delega alla persona fisica sopra indicata con il numero della scheda magnetica (votazione effettuata alla postazione assistita)

RL* rappresentanza legale alla persona fisica sopra indicata con il numero della scheda magnetica

Assemblea Ordinaria del 28 aprile 2017

LISTA ESITO DELLE VOTAZIONE

Oggetto: **Attribuzione utile e distribuzione dividendo**

FAVOREVOLI

Cognome	Tot. Voti	Proprio	Delega
**D THE ALLIANCEBERNSTEIN POOLING PTF - ALLIANCEB VOL MNGM PTF	1.638		1.638
**D ALLIANCEBERNST VAR PROD SER F INC.ALLIANCEB DYN ASSET ALL PTF	1.559		1.559
**D JOHN HANCOCK LIFE AND HEALTH INSURANCE COMPANY	8.106		8.106
**D METROPOLITAN LIFE INSURANCE COMPANY	6.849		6.849
**D THE MASTER TRUST BK OF JP LTD: HITACHI FOREIGN EQ INDEX MF	3.163		3.163
**D SPDR MSCI WORLD QUALITY MIX FUND	121		121
**D THE CHINESE UNIV OF HK STAFF SUPERANNUATION SCHEME(1995)	441		441
**D OKLAHOMA FIREFIGHTERS PENSION &RETIREMENT SYSTEM	39.685		39.685
**D GMAM INVESTMENT FUNDS TRUST	34.956		34.956
**D GMAM GROUP PENSION TRUST II	15.632		15.632
**D IBM RETIREMENT PLAN	1.184		1.184
**D AMERICAN BUREAU OF SHIPPING	65		65
**D AMERICAN CENTURY CAPITAL PTFs, INC.- AC ALTERNATIVES EQT FUND	6.060		6.060
**D PEOPLE`S BANK OF CHINA	58.234		58.234
**D JP TR SERV BK LTD ATF MATB MSCI KOKUSAI INDEX MOTHER F	3.542		3.542
**D AXA IM SMART MATCHING SOLUTIONS PUBLIC LIMITED COMPANY	3.300		3.300
**D JAPAN TRUSTEE SERV BK LTD ATF STB VA GLOBAL EQUITY FUND	26.319		26.319
**D THE MASTER TR BK OF JP LTD ATF INVESCO DEV COUNT EQ INDEX M F	18		18
**D AQR FUNDS - AQR INT RELAXED CONSTRAINT EQUITY FUND	56		56
**D ARROWSTREET MULTI-STRATEGY UMBRELLA PLC	45.869		45.869
**D GENERAL CONFERENCE CORPORATION OF SEVENTH DAY ADVENTISTS	547		547
**D UNITED TECHNOLOGIES CORPORATION EMPLOYEE SAVINGS PLAN	11.526		11.526
**D THE WALT DISNEY COMPANY RETIREMENT PLAN MASTER TRUST	70.699		70.699
**D MET INVESTOR SERIES TRUST-ALLIANC GLOBAL DYNAMIC ALL PTF	17.270		17.270
**D CAREFIRST, INC. RETIREMENT PLAN TRUST FOR GHMSI ASSETS	13.500		13.500
**D CAREFIRST, INC. RETIREMENT PLAN TRUST FOR CFMI ASSETS	12.500		12.500
**D CENTRAL PROVIDENT FUND BOARD	1.980		1.980
**D UAW RETIREE MEDICAL BENEFITS TRUST	29.253		29.253
**D DESJARDINS CANADIAN BALANCED FUND	2.381		2.381
**D CALVERT VP EAFE INTERNATIONAL INDEX PORTFOLIO	1.726		1.726
**D CALVERT RESP INX SRS, INC.-CLVRT DVD MRKTS EX-U.S. RSP INX FD	319		319
**D CAISSE DE DEPOT ET PLACEMENT DU QUEBEC	96.338		96.338
**D CAISSE DE DEPOT ET PLACEMENT DU QUEBEC	95.310		95.310
**D THE REGENTS OF THE UNIVERSITY OF CALIFORNIA	18.552		18.552
**D THE REGENTS OF THE UNIVERSITY OF CALIFORNIA	357.048		357.048
**D THE REGENTS OF THE UNIVERSITY OF CALIFORNIA	13.302		13.302
**D THE REGENTS OF THE UNIVERSITY OF CALIFORNIA	4.099		4.099
**D THE REGENTS OF THE UNIVERSITY OF CALIFORNIA	301		301
**D VALIC COMPANY I - GLOBAL SOCIAL AWARENESS FUND	3.520		3.520
**D PYRAMIS GLOBAL LOW VOLATILITY EQUITY TRUST	2.090		2.090
**D FIDELITY BALANCED MANAGED RISK PORTFOLIO	1.274		1.274
**D FIDELITY CONSERVATIVE MANAGED RISK PORTFOLIO	556		556
**D MFS INTERNATIONAL EQUITY FUND II	66.319		66.319
**D FEDEX CORPORATION EMPLOYEES PENSION TRUST	59.802		59.802
**D PARAMETRIC INTERNATIONAL EQUITY FUND	4.320		4.320

Pagina 22

Azionisti: 1567
Azionisti in proprio: 19Teste: 29
Azionisti in delega: 1548

DE* delega alla persona fisica sopra indicata con il numero della scheda magnetica

**D delega alla persona fisica sopra indicata con il numero della scheda magnetica (votazione effettuata alla postazione assistita)

RL* rappresentanza legale alla persona fisica sopra indicata con il numero della scheda magnetica

Assemblea Ordinaria del 28 aprile 2017

LISTA ESITO DELLE VOTAZIONE

Oggetto: **Attribuzione utile e distribuzione dividendo**

FAVOREVOLI

Cognome	Tot. Voti	Proprio	Delega
**D THE BOEING COMPANY EMPLOYEE SAVINGS PLANS MASTER TRUST	15.893		15.893
**D UAW RETIREE MEDICAL BENEFITS TRUST	45.391		45.391
**D EATON VANCE HEXAVEST GLOBAL EQUITY FUND	1.294		1.294
**D EATON VANCE HEXAVEST INTERNATIONAL EQUITY FUND	268		268
**D TAX - MANAGED INTERNATIONAL EQUITY PORTFOLIO	1.065		1.065
**D GAMCO GLOBAL GROWTH FUND	26.500		26.500
**D HARBOR DIVERSIFIED INTERNATIONAL ALL CAP FUND	24.503		24.503
**D THE GENERAL MOTORS CANADA HOURLY PLAN TRUST	7.188		7.188
**D THE GENERAL MOTORS CANADA SALARIED PLAN TRUST	1.593		1.593
**D RUSSELL INVESTMENT COMPANY SELECT INTERNATIONAL EQUITY FUND	5.489		5.489
**D THE HARTFORD INTERNATIONAL GROWTH FUND	13.346		13.346
**D HARTFORD INTERNATIONAL EQUITY FUND	1.425		1.425
**D AMERICAN FUNDS INSURANCE SERIES GROWTH FUND	689.000		689.000
**D AMERICAN FUNDS INSURANCE SERIES GLOBAL GROWTH FUND	587.617		587.617
**D THE GROWTH FUND OF AMERICA INC	1.630.000		1.630.000
**D ROCHE U.S. RETIREMENT PLANS MASTER TRUST	94.151		94.151
**D HOSKING PARTNERS COLLECTIVE INVESTMENT TRUST	12.138		12.138
**D HEXAVEST EAFE EQUITY FUND	10.937		10.937
**D HEXAVEST ACWI EQUITY FUND	974		974
**D HEXAVEST WORLD EQUITY FUND	10.127		10.127
**D TIFF INVESTMENT PROGRAM, INC - TIFF MULTI-ASSET FUND	18.633		18.633
**D TIFF INVESTMENT PROGRAM, INC - TIFF MULTI-ASSET FUND	10.309		10.309
**D THE TIFF KEYSTONE FUND, L.P.	1.780		1.780
**D NATIXIS SEEYOND INTERNATIONAL MINIMUM VOLATILITY ETF	2.058		2.058
**D TRANSAMERICA GLOBAL EQUITY	20.627		20.627
**D WILLIAM BLAIR DYNAMIC DIVERSIFIED ALLOCATION FUND LLC	2.320		2.320
**D WILLIAM BLAIR INTERNATIONAL LEADERS FUND LLC	18.551		18.551
**D WILLIAM BLAIR INSTITUTIONAL INTERNATIONAL EQUITY FUND	3.380		3.380
**D WILLIAM BLAIR INTERNATIONAL EQUITY FUND	18.240		18.240
**D TRANSAMERICA AB DYNAMIC ALLOCATION VP	871		871
**D WILLIAM BLAIR INTERNATIONAL LEADERS FUND	75.737		75.737
**D TANGERINE BALANCED INCOME PORTFOLIO	339		339
**D TANGERINE BALANCED PORTFOLIO	2.154		2.154
**D TANGERINE BALANCED GROWTH PORTFOLIO	1.885		1.885
**D TANGERINE EQUITY GROWTH PORTFOLIO	1.648		1.648
**D STATE FARM MUTUAL FUND TRUST, INTERNATIONAL INDEX FUND	3.728		3.728
**D TRANSAMERICA BLACKROCK GLOBAL ALLOCATION VP	49.828		49.828
**D MM SELECT EQUITY ASSET FUND	3.698		3.698
**D MM MSCI EAFE INTERNATIONAL INDEX FUND	3.815		3.815
**D JANUS CAPITAL MANAGEMENT LLC	65		65
**D JOHNSON & JOHNSON PENSION & SAVINGS PLANS MASTER TRUST	18.889		18.889
**D RUSSELL INVESTMENT COMPANY PLC	331		331
**D INTECH GLOBAL ALL COUNTRY ENHANCED INDEX FUND LLC	95		95
**D SEASONS SERIES TRUST INTERNATIONAL EQUITY PORTFOLIO	2.883		2.883
**D SUNAMERICA SERIES TRUST - SA INTERNATIONAL INDEX PORTFOLIO	3.018		3.018

Pagina 23

Azionisti: 1567
Azionisti in proprio: 19Teste: 29
Azionisti in delega: 1548

DE* delega alla persona fisica sopra indicata con il numero della scheda magnetica

**D delega alla persona fisica sopra indicata con il numero della scheda magnetica (votazione effettuata alla postazione assistita)

RL* rappresentanza legale alla persona fisica sopra indicata con il numero della scheda magnetica

Assemblea Ordinaria del 28 aprile 2017

LISTA ESITO DELLE VOTAZIONE

Oggetto: **Attribuzione utile e distribuzione dividendo**

FAVOREVOLI

Cognome	Tot. Voti	Proprio	Delega
**D RUSSELL INSTITUTIONAL FUNDS PLC	1.281		1.281
**D STATE STREET GLOBAL EQUITY EX-US INDEX PORTFOLIO	8.819		8.819
**D STATE STREET INTERNATIONAL DEVELOPED EQUITY INDEX PORTFOLIO	29.864		29.864
**D DEUTSCHE EAFE EQUITY INDEX FUND	735		735
**D KP INTERNATIONAL EQUITY FUND	22.809		22.809
**D KP INTERNATIONAL EQUITY FUND	12.315		12.315
**D KP INTERNATIONAL EQUITY FUND	3.099		3.099
**D RHUMLINE INTERNATIONAL POOLED INDEX TRUST	826		826
**D SPDR MSCI EAFE FOSSIL FUEL FREE ETF	460		460
**D SPDR MSCI EAFE QUALITY MIX ETF	1.589		1.589
**D SPDR MSCI ACWI LOW CARBON TARGET ETF	842		842
**D COUNTY OF LOS ANGELES SAVINGS PLAN	7.786		7.786
**D ALLIANCEBERNSTEIN INTERNATIONAL ALL-COUNTRY PASSIVE SERIES	1.740		1.740
**D MARYLAND STATE RETIREMENT & PENSION SYSTEM	1.687		1.687
**D RUSSELL INV MULTI-ASSET FACTOR EXPOSURE FUND	2.112		2.112
**D THE MASTER TRST BK OF JP,LTD.AS TRST OF EUR GRTH STK MOTHER FD	20.500		20.500
**D MARATHON UCITS FUNDS	333.739		333.739
**D MARATHON GLOBAL FUND PUBLIC LIMITED COMPANY	60.746		60.746
**D THE PRUDENTIAL INSURANCE COMPANY OF AMERICA	6.756		6.756
**D THE PRUDENTIAL INSURANCE COMPANY OF AMERICA	7.356		7.356
**D MGI FUNDS PLC	3.563		3.563
**D MERCER QIF CCF	5.989		5.989
**D MERCER QIF FUND PLC	2.249		2.249
**D MERCER GLOBAL EQUITY FUND	3.272		3.272
**D MGI FUNDS PLC	7.487		7.487
**D MERCER QIF CCF	15.624		15.624
**D MORGAN STANLEY INSTITUTIONAL FUND TR- GL MULTI-ASSET INC PTF	52		52
**D LOCKHEED MARTIN CORP DEFINED CONTRIBUTION PLAN MASTER TRUST	55.000		55.000
**D LOCKHEED MARTIN CORP DEFINED CONTRIBUTION PLAN MASTER TRUST	3.638		3.638
**D MET INVESTORS SERIES TRUST- PANAGORA GLO DIVERSIFIED RISK PTF	868		868
**D RUSSELL INVESTMENT COMPANY PLC	1.258		1.258
**D INTECH INTERNATIONAL MANAGED VOLATILITY FUND	7.241		7.241
**D HARTFORD LIFE INSURANCE COMPANY	1.950		1.950
**D NORTHROP GRUMMAN CORPORATION VEBA MASTER TRUST I	517		517
**D THE JAMES IRVINE FOUNDATION	10.500		10.500
**D ELECTRICAL WORKERS PENSION FUND, LOCAL 103, I.B.E.W.	14.800		14.800
**D TEXAS MUNICIPAL RETIREMENT SYSTEM	46.433		46.433
**D CITY OF NEW YORK GROUP TRUST	52.837		52.837
**D NAZARETH LITERARY AND BENEVOLENT INSTITUTION	16.470		16.470
**D INTEL CORPORATION RETIREE MEDICAL PLAN TRUST	3.898		3.898
**D ALASKA COMMON TRUST FUND	4.913		4.913
**D RIDGEWORTH INTERNATIONAL EQUITY FUND	26.420		26.420
**D RUSSELL INSTITUTIONAL FUNDS LLCRUSSELL INTL EQUITY FUND	16.175		16.175
**D RUSSELL INSTITUTIONAL FUNDS,LLC-RUSSELL GLOB EQ PLUS FUND	358		358
**D EARNEST INTERNATIONAL POOLED GROUP TRUST	20.801		20.801

Pagina 24

Azionisti: 1567
Azionisti in proprio: 19Teste: 29
Azionisti in delega: 1548

DE* delega alla persona fisica sopra indicata con il numero della scheda magnetica

**D delega alla persona fisica sopra indicata con il numero della scheda magnetica (votazione effettuata alla postazione assistita)

RL* rappresentanza legale alla persona fisica sopra indicata con il numero della scheda magnetica

Assemblea Ordinaria del 28 aprile 2017

LISTA ESITO DELLE VOTAZIONE

Oggetto: **Attribuzione utile e distribuzione dividendo**

FAVOREVOLI

Cognome	Tot. Voti	Proprio	Delega
**D FLOURISH INVESTMENT CORPORATION	179.369		179.369
**D GOV OF HM THE SULTAN AND YANG DI-PERTUAN OF BRUNEI DARUSSALAM	7.813		7.813
**D FLOURISH INVESTMENT CORPORATION	96.337		96.337
**D FLOURISH INVESTMENT CORPORATION	72.517		72.517
**D PEOPLE`S BANK OF CHINA	57.129		57.129
**D PEOPLE`S BANK OF CHINA	114.009		114.009
**D FLOURISH INVESTMENT CORPORATION	56.960		56.960
**D BANK OF KOREA	476		476
**D BANK OF KOREA	363		363
**D DWS GLOBAL THEMES EQUITY FUND	4.015		4.015
**D POWER ASSETS DEFINED CONTRIBUTION SCHEME	681		681
**D SSGA MSCI ACWI EX-USA INDEX NON-LENDING DAILY TRUST	3.812		3.812
**D PEOPLE`S BANK OF CHINA	31.717		31.717
**D GAM INVESTMENT MANAGEMENT (SWITZERLAND) AG	9.560		9.560
**D HONG KONG SPECIAL ADMINISTRATIVE REGION GOVERNMENT-EXCHANGE F	126.900		126.900
**D THE UNIVERSITY OF HONG KONG	679		679
**D STATE STREET IRELAND UNIT TRUST	27.925		27.925
**D SWISS AND GLOBAL AM AG ON BEHALF OF SSGA EUROPE EQUITY INDEX	563		563
**D SSGA SPDR ETFS EUROPE I PUBLIC LIMITED COMPANY	602		602
**D SSGA SPDR ETFS EUROPE I PUBLIC LIMITED COMPANY	16.606		16.606
**D SSGA SPDR ETFS EUROPE II PUBLIC LIMITED COMPANY	52.074		52.074
**D SIR DAVID TRENCH FUND FOR RECREATION	168		168
**D CALIFORNIA PUBLIC EMPLOYEES RETIREMENT SYSTEM	277.844		277.844
**D CALIFORNIA PUBLIC EMPLOYEES RETIREMENT SYSTEM	26.604		26.604
**D CALIFORNIA PUBLIC EMPLOYEES RETIREMENT SYSTEM	18.799		18.799
**D ROMAN CATHOLIC BISHOP OF SPRINGFIELD A CORPORATION SOLE	243		243
**D CALIFORNIA STATE TEACHERS RETIREMENT SYSTEM	70.883		70.883
**D CALIFORNIA STATE TEACHERS RETIREMENT SYSTEM	111.656		111.656
**D TENNESSEE CONSOLIDATED RETIREMENT SYSTEM	46.644		46.644
**D UBS (IRL) ETF PLC	1.032		1.032
**D UAW RETIREE MEDICAL BENEFITS TRUST	20.719		20.719
**D UAW RETIREE MEDICAL BENEFITS TRUST	7.826		7.826
**D UAW RETIREE MEDICAL BENEFITS TRUST	12.379		12.379
**D UAW RETIREE MEDICAL BENEFITS TRUST	12.218		12.218
**D UAW RETIREE MEDICAL BENEFITS TRUST	5.199		5.199
**D UAW RETIREE MEDICAL BENEFITS TRUST	11.583		11.583
**D CAPITAL GROUP GLOBAL EQUITY FUND (CANADA)	43.000		43.000
**D VANGUARD FTSE DEVELOPED EUROPE ALL CAP INDEX ETF	1.611		1.611
**D VANGUARD FTSE DEVELOPED ALL CAP EX NORTH AMERICA INDEX ETF	1.493		1.493
**D VANGUARD DEVEL ALL-CAP EX NORTH AMERICA EQT IND POOLED FUND	301		301
**D VANGUARD INVESTMENTS I COMMON CONTRACTUAL FUND	3.830		3.830
**D VANGUARD INVESTMENTS COMMON CONTRACTUAL FUND	12.787		12.787
**D VANGUARD FTSE DEVELOPED EUROPE INDEX ETF	357		357
**D HEB BRAND SAVINGS & RETIREMENT PLAN	16.545		16.545
**D THE WELLINGTON TR COM NATIONAL ASS MULT COLLECT INV F TRUST	1.750		1.750

Pagina 25

Azionisti: 1567
Azionisti in proprio: 19Teste: 29
Azionisti in delega: 1548

DE* delega alla persona fisica sopra indicata con il numero della scheda magnetica

**D delega alla persona fisica sopra indicata con il numero della scheda magnetica (votazione effettuata alla postazione assistita)

RL* rappresentanza legale alla persona fisica sopra indicata con il numero della scheda magnetica

Assemblea Ordinaria del 28 aprile 2017

LISTA ESITO DELLE VOTAZIONE

Oggetto: **Attribuzione utile e distribuzione dividendo****FAVOREVOLI**

Cognome	Tot. Voti	Proprio	Delega
**D BILL AND MELINDA GATES FOUNDATION TRUST	50.464		50.464
**D WELLS FARGO BK DECL OF TR EST INV FUNDS FOR EMPLOYEE BEN TR	9.816		9.816
**D WELLS FARGOMASTER TRUST DIVERSIFIED STOCK PORTFOLIO	6.531		6.531
**D WILLIAM BLAIR INTERNATIONAL LEADERS POOLED FUND	71.117		71.117
**D WILMINGTON TRST FID SERV COMP COL INV TRST FOR EMPL BENF PLANS	10.000		10.000
**D WISDOMTREE ISSUER PUBLIC LIMITED COMPANY	11.692		11.692
**D DIVERSIFIED MARKETS (2010) POOLED FUND TRUST	3.203		3.203
**D WASHINGTON STATE INVESTMENT BOARD	65.271		65.271
**D WASHINGTON STATE INVESTMENT BOARD	4.866		4.866
**D WSIB INVESTMENTS (PUBLIC EQUITIES) POOLED FUND TRUST	260.205		260.205
**D WISDOMTREE DYNAMIC CURRENCY HEDGED EUROPE EQUITY FUND	74		74
**D WISDOMTREE DYNAMIC CURRENCY HEDGED INTRNL EQUITY FUND	6.357		6.357
**D WISDOMTREE INTERNATIONAL QUALITY DIVIDEND GROWTH FUND	848		848
**D WISDOMTREE INTERNATIONAL EQUITY FUND	16.056		16.056
**D WISDOMTREE INTERNATIONAL LARGE CAP DIVIDEND FUND	12.364		12.364
**D WISDOMTREE EUROPE HEDGED EQUITY FUND	1.133.860		1.133.860
**D WISDOMTREE EUROPE DIVIDEND GROWTH FUND	1.578		1.578
**D WISDOMTREE INTERNATIONAL HEDGED DIVIDEND GROWTH FUND	52.283		52.283
**D WISDOMTREE EUROPE HEDGED EQUITY INDEX ETF	1.108		1.108
**D WISDOMTREE INTL QUALITY DIVIDEND GROWTH INDEX ETF	1.870		1.870
**D WISDOMTREE INTL QUALITY DVD GROWTH DYNAMIC HEDGED INDEX ETF	900		900
**D NEW YORK STATE TEACHERS RETIREMENT SYSTEM	71.842		71.842
**D PRUDENTIAL RETIREMENT INSURANCE & ANNUITY COMPANY	2.324		2.324
**D MANULIFE ASSET MANAGEMENT INTERNATIONAL EQUITY INDEX POOLED F	4.367		4.367
**D SWISS & GBL ASSET MNGMNT AG ON BHLF OF ZUR INVEST INSTIT FNDS	6.468		6.468
**D SS BK AND TRUST COMPANY INV FUNDS FOR TAXEXEMPT RETIREMENT PL	44.783		44.783
**D SS BK AND TRUST COMPANY INV FUNDS FOR TAXEXEMPT RETIREMENT PL	14.471		14.471
**D SS BK AND TRUST COMPANY INV FUNDS FOR TAXEXEMPT RETIREMENT PL	9.526		9.526
**D SS BK AND TRUST COMPANY INV FUNDS FOR TAXEXEMPT RETIREMENT PL	4.323		4.323
**D SSGA RUSSELL FD GL EX-US INDEX NONLENDING QP COMMON TRUST FUND	1.360		1.360
**D SS BK AND TRUST COMPANY INV FUNDS FOR TAXEXEMPT RETIREMENT PL	1.394		1.394
**D GSO ADGM III COMMON CONTRACTUAL FUND	462		462
**D SSGA MSCI EUROPE SCREENED INDEX NON-LENDING COMMON TRUST FUND	17.510		17.510
**D MSCI EAFE PROV SCREENED INDEX NON - LENDING COMMON TR FUND	2.013		2.013
**D GLOBAL ADVANTAGE FUNDS - MAJOR MARKETS TEILFONDS	861		861
**D STATE STREET GLOBAL ADVISORS LUXEMBOURG SICAV	90.084		90.084
**D AXA WORLD FUNDS	800		800
**D AXA WORLD FUNDS	4.400		4.400
**D ALLIANZ GLOBAL INVESTORS FUND	108.460		108.460
**D BLACKROCK GLOBAL INDEX FUNDS	887		887
**D BLACKROCK GLOBAL INDEX FUNDS	2.342		2.342
**D GOLDMAN SACHS FUNDS	149		149
**D GOLDMAN SACHS FUNDS II	1.676		1.676
**D KIEGER FUND I	245		245
**D MULTIPARTNER SICAV	25.880		25.880

Pagina 26

Azionisti: 1567
Azionisti in proprio: 19Teste: 29
Azionisti in delega: 1548

DE* delega alla persona fisica sopra indicata con il numero della scheda magnetica

**D delega alla persona fisica sopra indicata con il numero della scheda magnetica (votazione effettuata alla postazione assistita)

RL* rappresentanza legale alla persona fisica sopra indicata con il numero della scheda magnetica

Assemblea Ordinaria del 28 aprile 2017

LISTA ESITO DELLE VOTAZIONE

Oggetto: **Attribuzione utile e distribuzione dividendo**

FAVOREVOLI

Cognome	Tot. Voti	Proprio	Delega
**D JULIUS BAER MULTISTOCK	97.334		97.334
**D MULTILABEL SICAV	102.045		102.045
**D SGKB (LUX) FUND	706		706
**D GAM STAR (LUX)	100.738		100.738
**D UBS ETF	127.917		127.917
**D UBS ETF	5.809		5.809
**D UBS ETF	8.371		8.371
**D UBS ETF	7.239		7.239
**D UBS ETF	10.101		10.101
**D UBS ETF	18.849		18.849
**D UBS ETF	41.585		41.585
**D UBS ETF	4.112		4.112
**D ISHARES MSCI ACWI ETF	39.216		39.216
**D ISHARES MSCI ACWI EX US ETF	24.381		24.381
**D ISHARES EUROPE ETF	43.428		43.428
**D ISHARES MSCI EAFE GROWTH ETF	68.902		68.902
**D ISHARES MSCI EAFE ETF	867.131		867.131
**D ISHARES GLOBAL CONSUMER DISCRETIONARY ETF	8.352		8.352
**D ISHARES MSCI EUROZONE ETF	385.469		385.469
**D ISHARES MSCI ITALY CAPPED ETF	392.860		392.860
**D ISHARES MSCI KOKUSAI ETF	945		945
**D BLACKROCK MSCI WORLD INDEX FUND OF BLACKROCK FUNDS	2.588		2.588
**D BLACKROCK INST TRUST CO NA INV FUNDSFOR EMPLOYEE BENEFIT TR	263.086		263.086
**D BLACKROCK INST TRUST CO NA INV FUNDSFOR EMPLOYEE BENEFIT TR	41.343		41.343
**D BLACKROCK INST TRUST CO NA INV FUNDSFOR EMPLOYEE BENEFIT TR	19.823		19.823
**D ISHARES CORE MSCI EAFE ETF	258.135		258.135
**D ISHARES CORE MSCI TOTAL INTERNATIONAL STOCK ETF	39.883		39.883
**D ISHARES MSCI INTERNATIONAL DEVELOPED ETF	352		352
**D ISHARES MSCI WORLD ETF	2.484		2.484
**D ISHARES CORE MSCI EAFE IMI INDEX ETF	7.669		7.669
**D ISHARES MSCI EUROPE IMI INDEX ETF	2.838		2.838
**D ISHARES MSCI ACWI LOW CARBON TARGET ETF	2.698		2.698
**D ISHARES CORE MSCI EUROPE ETF	33.422		33.422
**D ISHARES INTERNATIONAL DIVIDEND GROWTH ETF	368		368
**D ISHARES EDGE MSCI INTL SIZE FACTOR ETF	114		114
**D ISHARES INTERNATIONAL FUNDAMENTAL INDEX ETF	896		896
**D BLACKROCK INST TRUST CO NA INV FUNDSFOR EMPLOYEE BENEFIT TR	89.990		89.990
**D BLACKROCK INST TRUST CO NA INV FUNDSFOR EMPLOYEE BENEFIT TR	5.487		5.487
**D BLACKROCK INST TRUST CO NA INV FUNDSFOR EMPLOYEE BENEFIT TR	694		694
**D CONNECTICUT GENERAL LIFE INSURANCE COMPANY	644		644
**D THRIFT SAVINGS PLAN	465.195		465.195
**D BLACKROCK CDN MSCI EAFE EQUITY INDEX FUND	53.967		53.967
**D BLACKROCK CDN WORLD INDEX FUND	6.112		6.112
**D BLACKROCK CDN MSCI EAFE INDEX PLUS FUND	1.272		1.272
**D CDN MSCI WORLD EX-CANADA MINIMUM VOLATILITY INDEX FUND	776		776

Pagina 27

Azionisti: 1567
Azionisti in proprio: 19Teste: 29
Azionisti in delega: 1548

DE* delega alla persona fisica sopra indicata con il numero della scheda magnetica

**D delega alla persona fisica sopra indicata con il numero della scheda magnetica (votazione effettuata alla postazione assistita)

RL* rappresentanza legale alla persona fisica sopra indicata con il numero della scheda magnetica

Assemblea Ordinaria del 28 aprile 2017

LISTA ESITO DELLE VOTAZIONE

Oggetto: **Attribuzione utile e distribuzione dividendo**

FAVOREVOLI

Cognome	Tot. Voti	Proprio	Delega
**D BLACKROCK INST TRUST CO NA INV FUNDSFOR EMPLOYEE BENEFIT TR	22.288		22.288
**D BLACKROCK INST TRUST CO NA INV FUNDSFOR EMPLOYEE BENEFIT TR	4.941		4.941
**D BLACKROCK INDEX FUNDS INC.-BLACKROCK INTERNATIONAL INDEX FUND	79.353		79.353
**D ACWI EX-US INDEX MASTER PORTFOLIO OF MASTER INVESTMENT PTF	8.356		8.356
**D RUSSELL DEVELOPED EX-U.S. LARGE CAP INDEX FUND B	1.392		1.392
**D MSCI EQUITY INDEX FUND B-ITALY	79.827		79.827
**D EURO EX-UK ALPHA TITLS FUND B	3.250		3.250
**D BGI MSCI EUROPE EQUITY INDEX FUND B	50.540		50.540
**D BGI MSCI EAFE EQUITY INDEX NON-LENDABLE FUND B	50.768		50.768
**D BGI MSCI EMU IMI INDEX FUND B	161		161
**D DEVELOPED EX-FOSSIL FUEL INDEX FUND B	663		663
**D BLACKROCK MSCI EUROPE EQUITY ESG SCREENED INDEX FUND B	127		127
**D BLACKROCK MSCI WORLD EQUITY ESG SCREENED INDEX FUND B	2.830		2.830
**D EUROPEEX-CONTROVERSIAL WEAPONS EQUITY INDEX FUND B	19.203		19.203
**D ARTHUR ELAINE MARGULIS JTWR	466		466
**D PROXY TEAM PARAMETRIC PORTFOLIO ASSOCIATES	2.655		2.655
**D TEACHERS` RETIREMENT SYSTEM OF THE STATE OF ILLINOIS	22.824		22.824
**D IBM 401K PLUS PLAN	28.597		28.597
**D RUSSELL TRUST CO COMMINGLED EMPLOYEE BENEFIT FUNDS TRUST	96.042		96.042
**D GENERAL CONFERENCE CORPORATION OF SEVENTH DAY ADVENTISTS	16.100		16.100
**D STATE OF ALASKA RETIREMENT AND BENEFITS PLANS	6.946		6.946
**D COLLEGE RETIREMENT EQUITIES FUND	106.763		106.763
**D COLLEGE RETIREMENT EQUITIES FUND	12.635		12.635
**D TIIA-CREF INTERNATIONAL EQUITY INDEX FUND	123.823		123.823
**D CITY OF EDMONTON EQUITY UNIT TRUST	15.077		15.077
**D THE REGENTS OF THE UNIVERSITY OF CALIFORNIA	27.666		27.666
**D BOSTON RETIREMENT SYSTEM	75.650		75.650
**D VALIC COMPANY I - INTERNATIONAL EQUITIES FUND	12.547		12.547
**D VALIC COMPANY I-INTERNATIONAL GROWTH I FUND	6.724		6.724
**D METROPOLITAN SERIES FUND- MSCI EAFE INDEX PORTFOLIO	13.581		13.581
**D STATE OF MINNESOTA	40.126		40.126
**D STATE OF MINNESOTA	1.177		1.177
**D TRANSAMERICA INTERNATIONAL EQUITY OPPORTUNITIES	65.372		65.372
**D JOHN HANCOCK INSURANCE COMPANY OF VERMONT	797		797
**D TRANSAMERICA MFS INTERNATIONAL EQUITY VP	18.556		18.556
**D MASSMUTUAL SELECT OVERSEAS FUND	18.922		18.922
**D SPDR S&P WORLD (EX-US) ETF	6.570		6.570
**D SPDR S+P INTERNATIONAL CONSUMER DISCRETIONARY SECTOR ETF	1.179		1.179
**D CONSOLIDATED EDISON RETIREMENT PLAN	17.058		17.058
**D MARYLAND STATE RETIREMENT & PENSION SYSTEM	14.759		14.759
**D MORGAN STANLEY INSTITUTIONAL FD TR - GLOBAL STRATEGIST PTF	1.055		1.055
**D THE UNIVERSAL INST F INC - GLOBAL STRATEGIST PORTFOLIO	69		69
**D ONTARIO TEACHERS PENSION PLAN BOARD	35.600		35.600
**D UNIVERSAL INVESTMENT FUNDS	33.000		33.000
**D PACIFIC SELECT FUND INTERNATIONAL LARGE CAP PORTFOLIO	110.978		110.978

Pagina 28

Azionisti: 1567
Azionisti in proprio: 19Teste: 29
Azionisti in delega: 1548

DE* delega alla persona fisica sopra indicata con il numero della scheda magnetica

**D delega alla persona fisica sopra indicata con il numero della scheda magnetica (votazione effettuata alla postazione assistita)

RL* rappresentanza legale alla persona fisica sopra indicata con il numero della scheda magnetica

Assemblea Ordinaria del 28 aprile 2017

LISTA ESITO DELLE VOTAZIONE

Oggetto: **Attribuzione utile e distribuzione dividendo**

FAVOREVOLI

Cognome	Tot. Voti	Proprio	Delega
**D THE WORKERS` COMPENSATION BOARD	31.934		31.934
**D CALIFORNIA STATE TEACHERS RETIREMENT SYSTEM	85.171		85.171
**D CALIFORNIA STATE TEACHERS RETIREMENT SYSTEM	700.000		700.000
**D TEACHER RETIREMENT SYSTEM OF TEXAS	2.591		2.591
**D NORFOLK COUNTY RETIREMENT SYSTEM	3.582		3.582
**D SS BK AND TRUST COMPANY INV FUNDS FOR TAXEXEMPT RETIREMENT PL	280.320		280.320
**D SS BK AND TRUST COMPANY INV FUNDS FOR TAXEXEMPT RETIREMENT PL	138.798		138.798
**D SS BK AND TRUST COMPANY INV FUNDS FOR TAXEXEMPT RETIREMENT PL	187.738		187.738
**D SS BK AND TRUST COMPANY INV FUNDS FOR TAXEXEMPT RETIREMENT PL	156		156
**D COMMON TRUST ITALY FUND	164.986		164.986
**D GE INVESTMENTS FUNDS, INC. - TOTAL RETURN FUND	5.110		5.110
**D ISHARES PUBLIC LIMITED COMPANY	2.838		2.838
**D ISHARES II PUBLIC LIMITED COMPANY	234.304		234.304
**D ISHARES II PUBLIC LIMITED COMPANY	122.207		122.207
**D ISHARES PUBLIC LIMITED COMPANY	71.041		71.041
**D ISHARES III PUBLIC LIMITED COMPANY	42.535		42.535
**D ISHARES PUBLIC LIMITED COMPANY	25.816		25.816
**D ISHARES II PUBLIC LIMITED COMPANY	1.891		1.891
**D ISHARES III PUBLIC LIMITED COMPANY	7.220		7.220
**D ISHARES V PUBLIC LIMITED COMPANY	3.919		3.919
**D ISHARES V PUBLIC LIMITED COMPANY	1.611		1.611
**D ISHARES VI PUBLIC LIMITED COMPANY	2.215		2.215
**D ISHARES VI PUBLIC LIMITED COMPANY	69.309		69.309
**D ISHARES IV PUBLIC LIMITED COMPANY	2.564		2.564
**D ISHARES VII PLC	58.859		58.859
**D ISHARES VII PLC	61.544		61.544
**D ISHARES VII PLC	3.825		3.825
**D ISHARES VII PLC	1.322		1.322
**D ISHARES PUBLIC LIMITED COMPANY	1.918		1.918
**D ABN AMRO MULTI-MANAGER FUNDS	10.941		10.941
**D BLACKROCK AM DE FOR ISHARES EURO STOXX UCITS ETF (DE)	72.779		72.779
**D BLACKROCK AM DE FOR ISHS STOXX EUROPE LARGE 200 UCITS ETF (DE)	1.938		1.938
**D ISHARES I INV MIT TGV ISHS ST EU600 PERS+HOUSEH.GDS UCITS ETF	24.136		24.136
**D BLACKROCK AM DE FOR ISHARES STOXX EUROPE 600 UCITS ETF (DE)	128.492		128.492
**D BLACKROCK AM SCHWEIZ AG OBO BIF'S WORLD EX SWITZ EQ INDEX FUND	805		805
**D AQR GLOBAL LONG-SHORT QUITTY FUND	1.552		1.552
**D ARAB BANK FOR ECONOMIC DEVELOPMENT IN AFRICA	3.062		3.062
**D MANAGED PENSION FUNDS LIMITED	47.102		47.102
**D THE TRUSTEES OF MITCHELLS AND BUTLERS CIF	17.493		17.493
**D SCOTTISH WIDOWS INV SOLUTIONS F ICVC- EUROPEAN (EX UK) EQ FD	37.802		37.802
**D THE TRUSTEES OF CONOCOPHILLIPS PENSION PLAN	4.426		4.426
**D BRUNEI INVESTMENT AGENCY	10.504		10.504
**D FAMILY INVESTMENTS CHILD TRUST FUND	4.353		4.353
**D FAMILY INVESTMENTS GLOBAL ICVC FAMILY BALANCED INT FUND	4.016		4.016
**D HSBC AS TRUSTEE FOR SSGA EUROPE EX UK EQUITY TRACKER FUND	118.336		118.336

Pagina 29

Azionisti: 1567
Azionisti in proprio: 19Teste: 29
Azionisti in delega: 1548

DE* delega alla persona fisica sopra indicata con il numero della scheda magnetica

**D delega alla persona fisica sopra indicata con il numero della scheda magnetica (votazione effettuata alla postazione assistita)

RL* rappresentanza legale alla persona fisica sopra indicata con il numero della scheda magnetica

Assemblea Ordinaria del 28 aprile 2017

LISTA ESITO DELLE VOTAZIONE

Oggetto: **Attribuzione utile e distribuzione dividendo**

FAVOREVOLI

Cognome	Tot. Voti	Proprio	Delega
**D BNY MELLON TR+DEP ATF ST. JAMES`S PLACE GLOBAL EQ UNIT TR	45.911		45.911
**D BNY MELLON T+D ATF ST. JAMES`S PLACE WORLDWIDE OPP UNIT TR	1.036.141		1.036.141
**D MANAGED PENSION FUNDS LIMITED	365		365
**D THE TRUSTEES OF JOHNSON & JOHNSON UK GROUP RETIREMENT PLAN	10.099		10.099
**D MANAGED PENSION FUNDS LIMITED	572		572
**D MANAGED PENSION FUNDS LIMITED	566		566
**D F+C INSTITUTIONAL INVESTMENT FUNDS ICVC- INST GLB EQ F	11.810		11.810
**D THE TRUSTEES OF GOLDMAN SACHS UK RETIREMENT PLAN	3.314		3.314
**D STICHTING PHILIPS PENSIOENFONDS	20.803		20.803
**D GOVERNMENT INSTITUTIONS PENSION FUND	16.171		16.171
**D THE TRUSTEES OF SAL PENSION SCHEME	1.307		1.307
**D VANGUARD INV FDS ICVC-VANG FTSE DEV WOR LD EX - UK EQT IND FD	18.479		18.479
**D VANGUARD INV F ICVC-VANGUARD FTSE DEV EUROPE EX-UK EQ INDEX F	41.134		41.134
**D VANGUARD INV FUNDS ICVC-VANGUARD FTSE GLOB ALL CAP IND FUND	155		155
**D STATE STREET INTERNATIONAL EQUITIES INDEX TRUST	7.905		7.905
**D SPDR S+P WORLD EX AUSTRALIA FUND	432		432
**D CHRISTIAN SUPER	481		481
**D EATON VANCE (AUSTRALIA) HEXAVEST ALL-COUNTRY GL EQUITY FUND	1.711		1.711
**D FIRST STATE SUPERANNUATION SCHEME	29.598		29.598
**D STATE STREET INT EQTS INDEX TRUST EX TOBACCO EX CONTR WEAPONS	1.212		1.212
**D STATE PUBLIC SECTOR SUPERANNUATION SCHEME	1.230		1.230
**D STATE PUBLIC SECTOR SUPERANNUATION SCHEME	4.213		4.213
**D STATE PUBLIC SECTOR SUPERANNUATION SCHEME	685		685
**D STATE PUBLIC SECTOR SUPERANNUATION SCHEME	1.206		1.206
**D AXA IM ACWI SMARTBETA EQUITY FUND	800		800
**D RETAIL EMPLOYEES SUPERANNUATION TRUST	331.273		331.273
**D SUNSUPER SUPERANNUATION FUND	11.320		11.320
**D SUNSUPER SUPERANNUATION FUND	24.245		24.245
**D UBS IQ MSCI WORLD EX AUSTRALIA ETHICAL ETF	118		118
**D UBS IQ MSCI EUROPE ETHICAL ETF	115		115
**D VFMC INTERNATIONAL EQUITY TRUST1	4.498		4.498
**D VFMC INTERNATIONAL EQUITY TRUST2	8.995		8.995
**D ARROWSTREET (CANADA) GLOBAL GLOBAL WORLD ALPHA EXTENSION FUND I	12.366		12.366
**D CANADA PENSION PLAN INVESTMENT BOARD	40.746		40.746
**D NISSWA MASTER FUND	100		100
**D AQR DELTA MASTER ACCOUNT LP ELIAN FIDUCIARY SERVICES (CAYMAN) LIMITED	693.397		693.397
**D GUIDESTONE FUNDS INTERNATIONAL EQUITY FUND	2.977		2.977
**D AMERGEN CLINTON NUCLEAR POWER PLANT NONQUALIFIED FUND	528		528
**D AMERICAN LEBANESE SYRIAN ASSOCIATED CHARITIES, INC	37.250		37.250
**D ANNE RAY FOUNDATION	3.108		3.108
**D TRUST UNDER EXECUTIVE BENEFIT PL FOR CERTAIN BILLSOUTH CO	13.100		13.100
**D BECHTEL NR PROGRAM PENSION MASTER TRUST	25.360		25.360
**D BECHTEL NR PROGRAM PENSION MASTER TRUST	29.645		29.645
**D COMBUSTION ENGINEERING 524(G) ASBESTOS PI TTRUST	382		382
**D CHURCH OF ENGLAND INVESTMENT FUND FOR PENSIONS	3.137		3.137

Pagina 30

Azionisti: 1567
Azionisti in proprio: 19Teste: 29
Azionisti in delega: 1548

DE* delega alla persona fisica sopra indicata con il numero della scheda magnetica

**D delega alla persona fisica sopra indicata con il numero della scheda magnetica (votazione effettuata alla postazione assistita)

RL* rappresentanza legale alla persona fisica sopra indicata con il numero della scheda magnetica

Assemblea Ordinaria del 28 aprile 2017

LISTA ESITO DELLE VOTAZIONE

Oggetto: **Attribuzione utile e distribuzione dividendo****FAVOREVOLI**

Cognome	Tot. Voti	Proprio	Delega
**D THE NORTHERN TRUST COMPANY SUB-ADVISED COLLECTIVE FUNDS TRUST	14.707		14.707
**D CITY OF MILWAUKEE DEFERRED COMPENSATION PLAN	10.925		10.925
**D MUNICIPAL EMPLOYEES` ANNUITY AND BENEFIT FUND OF CHICAGO	9.313		9.313
**D THE DUNNOTTAR FUND	3.610		3.610
**D ACORN 1998 TRUST	221		221
**D EXELON PEACH BOTTOM UNIT 1 QUALIFIED FUND	114		114
**D EXELON FITZPATRICK NONQUALIFIED FUND	1.789		1.789
**D EXELON FITZPATRICK QUALIFIED FUND	120		120
**D FRANCISCAN ALLIANCE, INC	25.106		25.106
**D FORD MOTOR COMPANY DEFINED BENEFIT MASTER TRUST	6.779		6.779
**D 1199SEIU GREATER NEW YORK BENEFIT FUND	2.850		2.850
**D THE HECTOR FUND	7.580		7.580
**D HARDING, LOEVNER FUNDS, INC. GLOBAL EQUITY PORTFOLIO	223.000		223.000
**D THE JEREMY H. GUTH PROTECTIVE TRUST	364		364
**D JTW TRUST NO. 3 UAD 9/19/02	944		944
**D JTW TRUST NO. 1 UAD 9/19/02	437		437
**D JTW TRUST NO. 4 UAD 9/19/02	964		964
**D JTW TRUST NO. 2 UAD 9/19/02	496		496
**D JULIA IRENE KAUFFMAN REVOCABLE TRUST	2.020		2.020
**D 1998 LINDSAY DAVIDSON SHEA PROTECTIVE TRUST	156		156
**D LINDSAY DAVIDSON SHEA PROTECTIVE TRUST #2	269		269
**D MARGARET A. CARGILL FOUNDATION	1.542		1.542
**D MICHIGAN CATHOLIC CONFERENCE MASTER PENSION TRUST	779		779
**D MURIEL MCBRIEN KAUFFMAN FOUNDATION	3.685		3.685
**D ASCENSION HEALTHCARE MASTER PENSION TRUST	46.800		46.800
**D THE STADERAS FUND	6.640		6.640
**D NORTH SHORE LONG ISLAND JEWISH HEALTH SYSTEM CASH BALANCE PL	20.900		20.900
**D NORTH SHORE LONG ISLAND JEWISH HEALTH SYSTEM INC	47.200		47.200
**D NORTHWESTERN UNIVERSITY	6.832		6.832
**D OLGA M. WHEELER TRUST 1976 FBO E. LINDSAY DAVIDSON SHEA	206		206
**D PLEIADES TRUST	3.266		3.266
**D CITY OF PONTIAC GENERAL EMPLOYEES RETIREMENT SYSTEM	14.411		14.411
**D PITZER COLLEGE	149		149
**D NTCC COLLECTIVE FUNDS FOR EMPLOYEE BENEFIT TRUSTS	47.207		47.207
**D SAMFORD UNIVERSITY PENSION PLAN TRUST	269		269
**D THE SKIWI FUND	8.350		8.350
**D TM CERNO SELECT FUND A SUB FUND OF TM CERNO INVESTMENT FUNDS	9.210		9.210
**D RETIREMENT PLAN FOR CITY OF TAMPA GENERAL EMPLOYEES	22.600		22.600
**D THE NUFFIELD FOUNDATION	12.900		12.900
**D THEODORE SPENCER REVOCABLE TRUST	442		442
**D HRW TESTAMENTARY TRUST NO 3	1.012		1.012
**D HRW TESTAMENTARY TRUST NO 1	1.374		1.374
**D HRW TRUST NO 2 UAD 01/17/03	1.028		1.028
**D WEBDAV DESCENDANTS, LLC	1.228		1.228
**D HRW TESTAMENTARY TRUST NO. 10	1.571		1.571

Pagina 31

Azionisti: 1567
Azionisti in proprio: 19Teste: 29
Azionisti in delega: 1548

DE* delega alla persona fisica sopra indicata con il numero della scheda magnetica

**D delega alla persona fisica sopra indicata con il numero della scheda magnetica (votazione effettuata alla postazione assistita)

RL* rappresentanza legale alla persona fisica sopra indicata con il numero della scheda magnetica

Assemblea Ordinaria del 28 aprile 2017

LISTA ESITO DELLE VOTAZIONE

Oggetto: **Attribuzione utile e distribuzione dividendo**

FAVOREVOLI

Cognome	Tot. Voti	Proprio	Delega
**D HRW TRUST NO 1 UAD 01/17/03	419		419
**D WHEELS COMMON INVESTMENT FUND	7.680		7.680
**D HRW TESTAMENTARY TRUST NO. 11	1.317		1.317
**D HRW TESTAMENTARY TRUST NO 6	849		849
**D HRW TESTAMENTARY TRUST NO 4	388		388
**D HRW TESTAMENTARY TRUST NO. 9	1.257		1.257
**D HRW TESTAMENTARY TRUST NO. 8	719		719
**D HRW TESTAMENTARY TRUST NO 2	772		772
**D HRW TESTAMENTARY TRUST NO. 7	1.185		1.185
**D HRW TRUST NO 4 UAD 01/17/03.	497		497
**D HRW TESTAMENTARY TRUST NO 5	875		875
**D HRW TESTAMENTARY TRUST NO. 12	1.455		1.455
**D HRW TRUST NO 3 UAD 01/17/03	497		497
**D EXELON CORPORATION NUCLEAR DECOMMISSION TRUST - NON TAX QUAL	108		108
**D BANK OF BOTSWANA	1.537		1.537
**D CHEVRON MASTER PENSION TRUST	87.232		87.232
**D CHEVRON MASTER PENSION TRUST	6.832		6.832
**D CHEVRON UK PENSION PLAN	14.516		14.516
**D CHEVRON UK PENSION PLAN	1.838		1.838
**D A.I.DUPONT TESTAMENTARY TRUST	3.542		3.542
**D GENERAL PENSION AND SOCIAL SECURITY AUTHORITY	4.952		4.952
**D 1199SEIU NAT BEN FUND FOR HEALTH AND HUMAN SERVICE EMPLOYEES	12.295		12.295
**D INTEGRYS ENERGY GROUP RETIREMENT PLAN TRUST	16.932		16.932
**D OAKLAND POLICE AND FIRE RETIREMENT SYSTEM	2.769		2.769
**D WILSHIRE INTERNATIONAL EQUITY FUND	38.142		38.142
**D WISCONSIN ENERGY CORPORATION MASTER RETIREMENT TRUST	12.557		12.557
**D BEAT DRUGS FUND ASSOCIATION	253		253
**D HONG KONG SAR GOVERNMENT EXCHANGE FUND	173.940		173.940
**D ASCENSION ALPHA FUND, LLC	82.635		82.635
**D BUNTING INTERNATIONAL DEVELOPED EQUITY TE LLC	431		431
**D CARROLL AVENUE PARTNERS LLC	59		59
**D CARNELIAN INVESTMENT MANAGEMENT LLC	6.342		6.342
**D STATES OF JERSEY COMMON INVESTMENT FUND	1.360		1.360
**D DELFINCO, LP	543		543
**D THE DILLON FUND	1.400		1.400
**D DYNASTY INVEST, LTD	334		334
**D DFI LP EQUITY (PASSIVE)	646		646
**D SHY, LLC	850		850
**D PYRAMIS GLOBAL EX U.S.INDEX FUND LP	18.504		18.504
**D FISHER INV INST GRP ALL FOREIGN EQ FND,A SRS OF FISHER INV T	2.600		2.600
**D FISHER INVESTMENTS TRUST	91.300		91.300
**D FOURTH AVENUE INVESTMENT COMPANY.	2.766		2.766
**D FIDDLER PARTNERS LLC	31		31
**D THE BUNTING FAM INT DEVELOPED EQUITY LIMITED LIABILITY CO	880		880
**D GLOBAL THEMATIC EQUITY LP	35.908		35.908

Pagina 32

Azionisti: 1567
Azionisti in proprio: 19Teste: 29
Azionisti in delega: 1548

DE* delega alla persona fisica sopra indicata con il numero della scheda magnetica

**D delega alla persona fisica sopra indicata con il numero della scheda magnetica (votazione effettuata alla postazione assistita)

RL* rappresentanza legale alla persona fisica sopra indicata con il numero della scheda magnetica

Assemblea Ordinaria del 28 aprile 2017

LISTA ESITO DELLE VOTAZIONE

Oggetto: **Attribuzione utile e distribuzione dividendo**

FAVOREVOLI

Cognome	Tot. Voti	Proprio	Delega
**D INTERVENTURE EQUITY INVESTMENTS LIMITED	2.374		2.374
**D INTERNATIONAL EQUITY FUND	2.243		2.243
**D JFL INTERNATIONAL EQUITY FUND LLC	9.143		9.143
**D THE JBUT MASTER INVESTMENT PARTNERSHIP LLP	504		504
**D JIK INVESTMENTS, L.P	3.025		3.025
**D NTGI-QM COMMON DAILY EAFE INDEX FUND - NON LENDING	18.151		18.151
**D LAKE AVENUE INVESTMENTS LLC	3.473		3.473
**D LEGAL & GENERAL MSCI EAFE FUND, LLC	6.912		6.912
**D LTW GROUP HOLDINGS, LLC	2.116		2.116
**D LTW INVESTMENTS LLC	3.879		3.879
**D LUNA LLC	74		74
**D LOY PARTNERSHIP, LLC	669		669
**D MF INTERNATIONAL FUND LLC	285		285
**D 82A HOLDINGS, LLC	276		276
**D THE PHILIPPE FUND - INTERNATIONALEQUITIES LLC	6.903		6.903
**D CINDY SPRINGS, LLC	4.010		4.010
**D NTGI-QM COMMON DAILY ALL COUNWD EX-US INV MKT INDEX F NONLEND	4.574		4.574
**D RDM LIQUID LLC	6.558		6.558
**D RAMI PARTNERS, LLC	2.941		2.941
**D SENTINEL INTERNATIONAL TRUST	639		639
**D SIM GLOBAL BALANCED TRUST.	301		301
**D GLOBAL BOND FUND	7.691		7.691
**D FCM INTERNATIONAL LLC	297		297
**D SUSTAINABLE INSIGHT GLOBAL ESG PASSIVE PLUS FUND, LLC	100		100
**D K INVESTMENTS SH LIMITED	24.235		24.235
**D LEGAL & GENERAL MSCI EAFE SL FUND, LLC	5.811		5.811
**D NTGI-QM COMMON DAILY EAFE INDEX FUND - LENDING	12.663		12.663
**D NTGI - QM COMM DAILY ALL COUNTRY WD EX-US EQ INDEX F - LEND	7.296		7.296
**D NTCC COLLECTIVE FUNDS FOR GRANTOR TRUSTS	3.131		3.131
**D UNITED NATIONS JOINT STAFF PENSION FUND	700.355		700.355
**D INTERNATIONAL MONETARY FUND STAFF RETIREMENT PLAN	3.054		3.054
**D UNIT NAT RELIEF AND WORKS AG FOR PALEST REF IN THE NEAR EAST	1.003		1.003
**D THE MARATHON-LONDON INTERNATIONAL INVESTMENT TRUST I	665.235		665.235
**D THE MARATHON-LONDON GLOBAL INVESTMENT TRUST I	3.822		3.822
**D NATIONAL COUNCIL FOR SOCIAL SECURITY FUND, P.R.C	18.871		18.871
**D NATIONAL COUNCIL FOR SOCIAL SECURITY FUND, P.R.C	27.059		27.059
**D FIDELITY SALEM STREET TRUST: FIDELITY FLEX INTERN INDEX FUND	19		19
**D FIDELITY SALEM STREET TRUST FIDELITY SERIES GLOBAL EX U.S. INDEX FUND	37.037		37.037
**D NORTHERN TRUST - FULLY TAXED ACCT	1.206		1.206
**D PEPSICO CANADA ULC MASTER TRUST	8.872		8.872
**D HAGFORS LIMITED	2.101		2.101
**D BLUE SKY GROUP	19.312		19.312
**D BLUE SKY GROUP	69.887		69.887
**D NEW ZEALAND SUPERANNUATION FUND	31.650		31.650
**D NEW ZEALAND SUPERANNUATION FUND	9.762		9.762

Pagina 33

Azionisti: 1567
Azionisti in proprio: 19Teste: 29
Azionisti in delega: 1548

DE* delega alla persona fisica sopra indicata con il numero della scheda magnetica

**D delega alla persona fisica sopra indicata con il numero della scheda magnetica (votazione effettuata alla postazione assistita)

RL* rappresentanza legale alla persona fisica sopra indicata con il numero della scheda magnetica

Assemblea Ordinaria del 28 aprile 2017

LISTA ESITO DELLE VOTAZIONE

Oggetto: **Attribuzione utile e distribuzione dividendo**

FAVOREVOLI

Cognome	Tot. Voti	Proprio	Delega
**D QIC INTERNATIONAL EQUITIES FUND	1.362		1.362
**D QUEENSLAND INVESTMENT TRUST NO 2	2.191		2.191
**D ACT CHIEF MINISTER, TREAS AND ECO DEV DIR SUPERANN PROV ACC	5.639		5.639
**D GOVERNMENT EMPLOYEES SUPERANNUATION BOARD	3.099		3.099
**D MERCER PASSIVE INTERNATIONAL SHARES FUND	3.742		3.742
**D MERCER OSS TRUST	3.640		3.640
**D AUSTRALIA POST SUPERANNUATION SCHEME	1.921		1.921
**D AMERICAN COLLEGE OF SURGEONS	8.792		8.792
**D BELLSOUTH CORPORATE TRUST UNDER EXECUTIVE BENEFIT PLAN(S)	24.000		24.000
**D BELLSOUTH CORP TR UNDER EX BEN PL FOR MOBILE SYSTEMS EXECUT	6.000		6.000
**D BELLSOUTH CORP TR UNDER EX BEN PL FOR ADV AND PUBLISHING	3.000		3.000
**D BRISTOL-MYERS SQUIBB COMPANY MASTER RETIREMENT TRUST	5.265		5.265
**D CSAA INSURANCE EXCHANGE	2.869		2.869
**D CLEARWATER INTERNATIONAL FUND	6.291		6.291
**D CLEARWATER INTERNATIONAL FUND	25.420		25.420
**D THE WILLIAM & MARY INVESTMENT TRUST	7.226		7.226
**D HESS CORPORATION EMPLOYEES` PENSION PLAN	36.990		36.990
**D HUBBELL INCORPORATED MASTER PENSION TRUST	116		116
**D STATE OF IDAHO ENDOWMENT FUND INVESTMENT BOARD	52.485		52.485
**D STATE OF IDAHO ENDOWMENT FUND INVESTMENT BOARD	528		528
**D THE JOYCE FOUNDATION	1.880		1.880
**D LOCKHEED MARTIN CORPORATION MASTER RETIREMENT TRUST	152.510		152.510
**D MICHIGAN CATHOLIC CONFERENCE	241		241
**D NORTHERN FUNDS MULTI-MANAGER INTERNATIONAL EQUITY FUND	123.645		123.645
**D NORTHERN FUNDS - INTERNATIONAL EQUITY INDEX FUND	56.973		56.973
**D PEPSICO, INC. MASTER TRUST	28.284		28.284
**D MASTER TR AGREE BETWEEN PFIZER INC AND THE NORTHERN TR CO	5.022		5.022
**D PRESBYTERIAN CHURCH (USA) FOUNDATION	427		427
**D NORTHERN TRUST GLOBAL INVESTMENTS COLLECTIVE FUNDS TRUST	339.034		339.034
**D ST. JOSEPH HEALTH SYSTEM	534		534
**D VOL EMPL BEN ASS OF THE NON-REPR EMPL OF SOUT CAL EDISON CO	176		176
**D 1999 VOL EMPL BEN ASS NON-REPR EMPL OF SOUT CAL EDISON CO	331		331
**D SAMFORD UNIVERSITY	267		267
**D THE TRUSTEES OF THE HENRY SMITH CHARITY	6.041		6.041
**D TRINITY COLLEGE CAMBRIDGE	1.019		1.019
**D TYCO ELECTRONICS DEFINED BENEFIT PLANS MASTER TRUST	35.104		35.104
**D THE MARATHON LONDON GROUP TRUST FOR EMPLOYEE BENEFIT PLANS	1.675.907		1.675.907
**D USAA MASTER TRUST (PENSION AND RSP)	5.448		5.448
**D CAMPBELL PENSION PLANS MASTER RETIREMENT TRUST	4.141		4.141
**D EAST BAY MUNICIPAL UTILITY DISTRICT	18.435		18.435
**D STICHTING INSTITUUT GAK	500		500
**D GEORGIA TECH FOUNDATION, INC.	1.009		1.009
**D 1199 SEIU HEALTH CARE EMPLOYEES PENSION FUND	36.800		36.800
**D IDAHO NATIONAL LABORATORY EMPLOYEE RETIREMENT PLAN	21.700		21.700
**D LOS ANGELES CITY EMPLOYEES RETIREMENT SYSTEM	16.710		16.710

Pagina 34

Azionisti: 1567
Azionisti in proprio: 19Teste: 29
Azionisti in delega: 1548

DE* delega alla persona fisica sopra indicata con il numero della scheda magnetica

**D delega alla persona fisica sopra indicata con il numero della scheda magnetica (votazione effettuata alla postazione assistita)

RL* rappresentanza legale alla persona fisica sopra indicata con il numero della scheda magnetica

Assemblea Ordinaria del 28 aprile 2017

LISTA ESITO DELLE VOTAZIONE

Oggetto: **Attribuzione utile e distribuzione dividendo****FAVOREVOLI**

Cognome	Tot. Voti	Proprio	Delega
**D CITY OF LOS ANGELES FIRE AND POLICE PENSION PLAN	100.267		100.267
**D CITY OF LOS ANGELES FIRE AND POLICE PENSION PLAN	2.409		2.409
**D MIDWEST OPERATING ENGINEERS PENSION TRUST FUND	100.000		100.000
**D MONTGOMERY COUNTY EMPLOYEES` RETIREMENT SYSTEM	9.682		9.682
**D NORTH DAKOTA STATE INVESTMENT BOARD	140.860		140.860
**D NEW YORK STATE NURSES ASSOCIATION PENSION PLAN	112.169		112.169
**D SAN FRANCISCO CITY & COUNTY EMPLOYEES` RETIREMENT SYSTEM	115.175		115.175
**D FIREMEN`S RETIREMENT SYSTEM OF ST. LOUIS	18.745		18.745
**D UTAH STATE RETIREMENT SYSTEMS	27.038		27.038
**D WYOMING RETIREMENT SYSTEM	4.481		4.481
**D FORD MOTOR COMPANY OF CANADA, LIMITED PENSION TRUST	1.533		1.533
**D HSBC INTERNATIONAL EQUITY POOLED FUND	14.288		14.288
**D M-L INTERNATIONAL INVESTMENT FUND	163.545		163.545
**D HALIFAX REGIONAL MUNICIPALITY MASTER TRUST	4.026		4.026
**D NAV CANADA PENSION PLAN	3.903		3.903
**D OPSEU PENSION PLAN TRUST FUND	10.586		10.586
**D COMMONWEALTH SUPERANN CORP ATF ARIA INVESTMENTS TR	13.818		13.818
**D FUTURE FUND BOARD OF GUARDIANS FOR AND ON BEHALF OF FUTURE F	24.216		24.216
**D IBM DIVERSIFIED GLOBAL EQUITY FUND	5.222		5.222
**D NATIONAL WEST BANK PLC AS TRUSTEE OF JUPITER EUROPEAN FUND	3.028.652		3.028.652
**D NATIONAL WESTMINSTER BANK PLC AS TRUSTEE OF KES STRAT INV F	1.824		1.824
**D ESSEX COUNTY COUNCIL PENSION FUND	16.104		16.104
**D STICHTING HEINEKEN PENSIOENFONDS	5.107		5.107
**D THE TRUSTESS OF IBM PENSION PLAN	5.685		5.685
**D STICHTING PENSIOENFONDS IBM NEDERLAND	2.364		2.364
**D STICHTING PENSIOENFONDS SAGITTARIUS	5.821		5.821
**D SURREY COUNTY COUNCIL PENSION FUND	9.330		9.330
**D STICHTING PENSIOENFONDS VAN DE METALEKTRO (PME)	73.501		73.501
**D NORTHERN TRUST UCITS COMMON CONTRACTUAL FUND	6.340		6.340
**D NORTHERN TRUST UCITS COMMON CONTRACTUAL FUND	6.186		6.186
**D NORTHERN TRUST UCITS COMMON CONTRACTUAL FUND	5.139		5.139
**D NORTHERN TRUST UCITS COMMON CONTRACTUAL FUND	6.719		6.719
**D NORTHERN TRUST UCITS COMMON CONTRACTUAL FUND	10.967		10.967
**D NORTHERN TRUST UCITS COMMON CONTRACTUAL FUND	1.067		1.067
**D PUBLIC EMPLOYEES RETIREMENT ASSOCIATION OF COLORADO	50.472		50.472
**D COLONIAL FIRST STATE WHOLESALE INDEXED GLOBAL SHARE FUND	8.782		8.782
**D COMMONWEALTH GLOBAL SHARE FUND 29	671		671
**D HSBC UCITS COMMON CONTRACTUAL FUND	1.033		1.033
**D BARING GLOBAL OPPORTUNITIES UMBRELLA FUND	997		997
**D HOSKING GLOBAL FUND PLC	127.992		127.992
**D LABORERS` AND RET BOARD EMPL ANNUITY & BENEFIT F OF CHICAGO	6.185		6.185
**D LEGAL & GENERAL GLOBAL EQUITY INDEX FUND	507		507
**D LEGAL AND GENERAL EUROPEAN TRUST	92.675		92.675
**D NAT WEST BK AS TRUSTEE OF LEGAL & GENERAL EUROPEAN INDEX TR	89.055		89.055
**D NAT WEST BK PLC AS TRUSTEE OF THE LEGAL & GENERAL INT IND TR	8.839		8.839

Pagina 35

Azionisti: 1567
Azionisti in proprio: 19Teste: 29
Azionisti in delega: 1548

DE* delega alla persona fisica sopra indicata con il numero della scheda magnetica

**D delega alla persona fisica sopra indicata con il numero della scheda magnetica (votazione effettuata alla postazione assistita)

RL* rappresentanza legale alla persona fisica sopra indicata con il numero della scheda magnetica

Assemblea Ordinaria del 28 aprile 2017

LISTA ESITO DELLE VOTAZIONE

Oggetto: **Attribuzione utile e distribuzione dividendo**

FAVOREVOLI

Cognome	Tot. Voti	Proprio	Delega
**D LEGAL & GENERAL ICAV	1.287		1.287
**D HARDING LOEVNER FUNDS PLC	158.300		158.300
**D SSGA GROSS ROLL UP UNIT TRUST	5.609		5.609
**D NORTHERN TRUST INVESTMENT FUNDS PUBLIC LIMITED COMPANY	14.925		14.925
**D LEGAL & GENERAL AUTHORISED CONTRACTUAL SCHEME	2.203		2.203
**D MARATHON UCITS COMMON CONTRACTUAL FUND	11.715		11.715
**D ILLINOIS STATE BOARD OF INVESTMENT	18.348		18.348
**D BANCO NACIONAL DE PANAMA, ACTING AS TRUSTEE OF THE FIDEICOMISO DE FONDO DE AHORRO DE PANAMA	1.235		1.235
**D STICHTING BEDRIJFST VOOR HET SCHOONMAAK EN GLAZ	4.403		4.403
**D KOMMUNAL LANDSPENSJONSKASSE GJENSIDIG FORSIKRINGSSELSKAP	11.207		11.207
**D ABU DHABI RETIREMENT PENSIONS AND BENEFITS FUND	13.745		13.745
**D STICHTING DOUWE EGBERTS PENSIOENFONDS	6.590		6.590
**D STICHTING PENSIOENFONDS CAMPINA	1.227		1.227
**D STICHTING BEDRIJFST VOOR HET BEROEPSVERVOER OVER DE WEG	212.382		212.382
**D STICHTING PENSIOENFONDS ING	10.264		10.264
**D VERDIPAPIRFONDET KLP AKSJEGLOBAL INDEX 1	24.967		24.967
**D VERDIPAPIRFONDET KLP AKSJEEUROPA INDEKS 1	10.360		10.360
**D NORTHERN TRUST UCITS FGR FUND	35.911		35.911
**D STG PFDS CORP EXPRESS MANDAAT ALLIANCE CAPITA	483		483
**D STG PFDS V.D. GRAFISCHE	60.640		60.640
**D STG PFDS AHOLD	8.311		8.311
**D ST. SPOORWEGPFDS MANDAAT BLACKROCK	3.370		3.370
**D STICHTING PENSIOENFONDS OPENBAAR VERVOER	705		705
**D STG PFDS ACHMEA MANDAAT BLACKROCK	8.660		8.660
**D STG BEDRIJFSTAKPFDS V H	2.128		2.128
**D ST BDFDS VD LANDBOUW MANDAAT BLACKROCK	55.370		55.370
**D STG BPF VD DETAILHANDEL MND BLACKROCK MSCI EMEA	29.933		29.933
**D PETTELAAR EFFECTENBEW. INZ. SNSRESP. IND. FND	35.185		35.185
**D AMUNDI SIF EUROPEAN EQUITY INDEX FUND	616		616
**D AMUNDI FUNDS EQUITY GLOBAL LUXURY LIFESTYLE	31.858		31.858
**D AMUNDI FUNDS EQUITY EURO RISK PARITY	9.406		9.406
**D FONDACO ROMA EURO BALANCED CORE	74		74
**D G FUND TOTAL RET. ACTIONS ALL CAP EUROPE	43.400		43.400
**D FONDAZIONE ROMA SIF - EQUITY SLEEV	1.099		1.099
**D ACTIF CANTON CREDIT AGRICOLE	961.000		961.000
**D ACTIF CANTON LCL	145.250		145.250
**D FCP HAMELIN DIVERSIFIE FLEX III	9.650		9.650
**D FCP GROUPAMA PHARMA DIVERSIFIE	7.700		7.700
**D FCP CONTI GESTION	5.500		5.500
**D IBM FRANCE	3.664		3.664
**D FCP HAMELIN DIVERSIFIE FLEX II	2.617		2.617
**D GRD ACTIONS ZONE EURO	15.646		15.646
**D BNP PARIBAS APOLLINE ACTIONS EURO	54.858		54.858
**D FCP PHARMA PARFRANCE	36.051		36.051
**D FCP ECUREUIL RETRAITE ACTIONS 3	40.819		40.819

Pagina 36

Azionisti: 1567
Azionisti in proprio: 19Teste: 29
Azionisti in delega: 1548

DE* delega alla persona fisica sopra indicata con il numero della scheda magnetica

**D delega alla persona fisica sopra indicata con il numero della scheda magnetica (votazione effettuata alla postazione assistita)

RL* rappresentanza legale alla persona fisica sopra indicata con il numero della scheda magnetica

Assemblea Ordinaria del 28 aprile 2017

LISTA ESITO DELLE VOTAZIONE
 Oggetto: **Attribuzione utile e distribuzione dividendo**

FAVOREVOLI

	Cognome	Tot. Voti	Proprio	Delega
9	PASQUALI LUIGI			
DE*	PASQUALI VITTORIO	450		450
Totale voti	398.336.797			
Percentuale votanti %	99,892647			
Percentuale Capitale %	82,224834			

Azionisti: 1567
 Azionisti in proprio: 19

Teste: 29
 Azionisti in delega: 1548

Pagina 39

DE* delega alla persona fisica sopra indicata con il numero della scheda magnetica

**D delega alla persona fisica sopra indicata con il numero della scheda magnetica (votazione effettuata alla postazione assistita)

RL* rappresentanza legale alla persona fisica sopra indicata con il numero della scheda magnetica

Assemblea Ordinaria del 28 aprile 2017ESITO VOTAZIONE

Oggetto : **Relazione sulla remunerazione**

Hanno partecipato alla votazione:

n° **1.575** legittimati ai sensi di legge a rappresentare in proprio o per delega n° **398.764.885** azioni az. ordinarie

Hanno votato:

		%AZIONI ORDINARIE RAPPRESENTATE (Quorum deliberativo)	%AZIONI AMMESSE AL VOTO	%CAP.SOC.
Favorevoli	333.263.139	83,573843	83,573843	68,792305
Contrari	64.989.772	16,297767	16,297767	13,415214
Astenuti	498.934	0,125120	0,125120	0,102990
Non Votanti	13.040	0,003270	0,003270	0,002692
Totale	398.764.885	100,000000	100,000000	82,313200

Assemblea Ordinaria del 28 aprile 2017

LISTA ESITO DELLE VOTAZIONE

Oggetto: **Relazione sulla remunerazione****CONTRARI**

Cognome	Tot. Voti	Proprio	Delega
203 COLOMBO FRANCESCA			
**D ETICA SGR SPA F.DO ETICA AZIONARIO	6.660		6.660
**D ETICA SGR SPA F.DO ETICA BILANCIATO	14.400		14.400
**D ETICA SGR SPA F.DO ETICA RENDITA BILANCIATA	2.889		2.889
**D ETICA SGR SPA F.DO ETICA RENDITA OBBLIGAZIONARIO MISTO	3.600		3.600
207 CROCE MARIO	1	1	
7 CARDARELLI ANGELO			
**D BLACKROCK ACTIVE SELECTION FUND	817		817
**D BLACKROCK INDEX SELECTION FUND	26.665		26.665
**D ARK LIFE ASSURANCE COMPANY LIMITED	9.685		9.685
**D GERANA SICAV-SIF S.A.	4.301		4.301
**D T. ROWE PRICE FUNDS SICAV	154		154
**D MORGAN STANLEY INVESTMENT FUNDS	77		77
**D HELABA INVEST KAPITALANLAGEGESELLSCHAFT MBH	25.600		25.600
**D SHARES EUROPE SELECTION	5.586		5.586
**D WIF- EUROPE OPPORTUNITIES	25.000		25.000
**D WIF-EUROPE DISCOVERY FUND	42.900		42.900
**D METZLER INVESTMENT GMBH	39.067		39.067
**D SCHWAB INTERNATIONAL INDEX FUND	42.574		42.574
**D JTSB STB DAIWA STOCK INDEX FUND 9807	4.100		4.100
**D JAPAN TRUSTEE SERVICES BANK LTD	1.716		1.716
**D THE MASTER TRUST BANK OF JAPAN LTD	401.071		401.071
**D NN (L)	53.652		53.652
**D FIDELITY SAL ST SPARTAN GLOBAL EX US IN	21.059		21.059
**D SCHWAB FUNDAMENTAL INTER LARGE COMP IN F	8.009		8.009
**D FSP - RETAILING PORTFOLIO	149.700		149.700
**D FISHER INVESTMENTS FOREIGN EQUITY COLLEC	32.755		32.755
**D SEI INSTITUTIONAL MANAGED TRUST MULTI-AS	2.908		2.908
**D FIDELITY SAL ST T SPARTAN TOTAL INT IN F	2.012		2.012
**D ADVISOR MANAGED TRUST - TACTICAL OFFENSI	4.904		4.904
**D GLOBAL X SCIENTIFIC BETA EUROPE ETF	436		436
**D BBH&CO BOS CUST FOR SEI INST INT TR EQUITY ACADIAN	109.261		109.261
**D PANAGORA RISK PARITY M.A.C.FD	575		575
**D SELECT EQUITY MASTER	534.137		534.137
**D HSBC GROUP HONG KONG LOCAL STAFF RETIREMENT BENEFIT SCHEME	693		693
**D BNP PARIBAS FLOREAL 70	10.102		10.102
**D BNP PARIBAS FLOREAL 30	8.769		8.769
**D FCP FIMA FRANCE PME	4.113		4.113
**D FCP NEUILLY ACTIONS	5.385		5.385
**D AREVA DIVERSIFIE DYNAMIQ	9.801		9.801
**D CONTI FLEXIBLE	4.478		4.478
**D FCP BNP PARIBAS ACTIONS EUROPE	14.075		14.075
**D FCP BNPP ACTIONS EUROLAND	184.840		184.840
**D CAMGESTION ACT. CROISS.	33.969		33.969
**D CAMGESTION AVENIR INVES.	18.019		18.019

Pagina 1

Azionisti: 1183
Azionisti in proprio: 1Teste: 4
Azionisti in delega: 1182

DE* delega alla persona fisica sopra indicata con il numero della scheda magnetica

**D delega alla persona fisica sopra indicata con il numero della scheda magnetica (votazione effettuata alla postazione assistita)

RL* rappresentanza legale alla persona fisica sopra indicata con il numero della scheda magnetica

Assemblea Ordinaria del 28 aprile 2017LISTA ESITO DELLE VOTAZIONE
Oggetto: **Relazione sulla remunerazione****CONTRARI**

Cognome	Tot. Voti	Proprio	Delega
**D FCP VALMAT 6	5.214		5.214
**D FCP CAMGEST VALEURS EURO	89.338		89.338
**D FCP REMIVALOR 2	6.465		6.465
**D FCP GERISO	669		669
**D FCP DIVERS D&O CAMGEST	16.066		16.066
**D FCP SELINGA INVEST.	2.500		2.500
**D EPARGNE DIVERSIFIE KINGFISHER	16.475		16.475
**D AUXIF AVENIR	6.000		6.000
**D FCP BNP PARIBAS BEST SELECTION EURO	29.236		29.236
**D FCP SYCOMORE EUROPEAN RECOVERY	14.280		14.280
**D FCP SYCOMORE EUROPEAN GROWTH	54.700		54.700
**D FCP NATIO FONDS MONACO REVENUS	10.443		10.443
**D FCP BNP PARIBAS ACTIONS EUROLAND	21.998		21.998
**D FCP NF COMPTES GERES	7.075		7.075
**D FCP NF GALILEE	7.869		7.869
**D FCP NATIO FDS ATHENES INVEST N5	48.786		48.786
**D HENDERSON INSTIT EUROP INDEX OPP FUND	13.267		13.267
**D CAISSE DES DEPOTS ET CONSIGNATIONS	1.000.620		1.000.620
**D CANDRIAM BELGIUM MANDAT FRR	153.312		153.312
**D FONDS DE RESERVE POUR LES RETRAITES	7.109		7.109
**D ROBECO NV	12.125		12.125
**D WITAN INVESTMENT TRUST PLC	42.448		42.448
**D ALLIANZGI FONDS NASPA PENSIONS FONDS	1.300		1.300
**D ALLIANZGI FONDS AFE	1.181		1.181
**D SVCO III FONDS	4.000		4.000
**D SVCO FONDS	5.000		5.000
**D ALLIANZGI FONDS PENSIONS	1.715		1.715
**D ALLIANZGI FONDS PFALCO	7.060		7.060
**D ALLIANZGI FONDS PF2	3.175		3.175
**D ALLIANZGI FONDS PF1	7.450		7.450
**D ALLIANZGI FONDS TIBUR	835		835
**D ALLIANZGI FONDS ALCO	1.000		1.000
**D PRCO COFONDS I	5.000		5.000
**D LHCO FONDS	7.500		7.500
**D ALLIANZGI FONDS TSF	1.277		1.277
**D DBI FONDS ACU K	15.060		15.060
**D ALLIANZGI FONDS AKTIEN EUROPA	5.000		5.000
**D BAYVK A4 FONDS	10.283		10.283
**D UNIVERSAL-CAV	6.085		6.085
**D GA FUND L	532		532
**D THREE BRIDGES UCITS FUND	6.634		6.634
**D UBAM	82.264		82.264
**D BNP PARIBAS L1	377.483		377.483
**D BNP PARIBAS A FUND	37.224		37.224
**D PARVEST	872.256		872.256

Pagina 2

Azionisti: 1183
Azionisti in proprio: 1Teste: 4
Azionisti in delega: 1182

DE* delega alla persona fisica sopra indicata con il numero della scheda magnetica

**D delega alla persona fisica sopra indicata con il numero della scheda magnetica (votazione effettuata alla postazione assistita)

RL* rappresentanza legale alla persona fisica sopra indicata con il numero della scheda magnetica

Assemblea Ordinaria del 28 aprile 2017LISTA ESITO DELLE VOTAZIONE
Oggetto: **Relazione sulla remunerazione****CONTRARI**

Cognome	Tot. Voti	Proprio	Delega
**D METROPOLITAN RENTASTRO	55.668		55.668
**D BNP PARIBAS B PENSION BALANCED	183.684		183.684
**D BNP PARIBAS B PENSION STABILITY	11.741		11.741
**D BNP PARIBAS B INVEST	4.520		4.520
**D BNP PARIBAS FUND III NV	1.201		1.201
**D LEMBAGA TABUNG AMANAH PEKERJA	1.235		1.235
**D IPAC SPEC INV STR INT SHARE STR NO 9	619		619
**D AMP CAP UNHEDGED GL SHS MULTI MAN FUND	3.064		3.064
**D MERCER UNHEDGED OVERSEAS SHARES TRUST	1.430		1.430
**D INSURANCE COMMISSION OF WESTERN AUSTRALI	54.066		54.066
**D ENHANCED INDEX INTERNATIONAL SHARE FUND	18.773		18.773
**D WHOLESALE UNIT TRUST GLOBAL SHARES F 3	1.433		1.433
**D WHOLESALE GLOBAL EQUITY INDEX FUND	782		782
**D AMP INTERNATIONAL EQUITY INDEX FUND	24.272		24.272
**D UNISUPER	2.002		2.002
**D TELEVIE CAP 1087 FCP SGM	43		43
**D FCP MOLINEL 15	3.136		3.136
**D FCP MOLINEL 14	1.164		1.164
**D FCP MOLINEL 11	2.836		2.836
**D ACM CAP 1066	160		160
**D ACM CAP 1050	305		305
**D ACM CAP 1048	31		31
**D ACM CAP 1046	85		85
**D ACM CAP 1044	95		95
**D ACM CAPM 1043	59		59
**D ACM CAP 1042	55		55
**D ACM CAP 1034	84		84
**D ACM CAP 1026	134		134
**D ACM CAP 1025	115		115
**D ACM CAP 1024	114		114
**D ACM CAP 1013	130		130
**D ACM CAP 1009	103		103
**D ACM CAP 1008	143		143
**D ACM CAP 1006	100		100
**D ACM CAP 1005	68		68
**D ACM CAP 1004	701		701
**D F F M 26	965		965
**D SICAV FADELIS INVEST	1.565		1.565
**D FCP SERENIS ALLEGRO 1165	381		381
**D FCP LES TROIS FONTAINES	1.000		1.000
**D FCP SERENIS MEZZO 1157	2.001		2.001
**D FCP DIATEC	1.500		1.500
**D FCP SERENIS ALLEGRO 1144	3.446		3.446
**D SICAV METISS	2.500		2.500
**D FCP SACRE COEUR	6.608		6.608

Pagina 3

Azionisti: 1183
Azionisti in proprio: 1Teste: 4
Azionisti in delega: 1182

DE* delega alla persona fisica sopra indicata con il numero della scheda magnetica

**D delega alla persona fisica sopra indicata con il numero della scheda magnetica (votazione effettuata alla postazione assistita)

RL* rappresentanza legale alla persona fisica sopra indicata con il numero della scheda magnetica

Assemblea Ordinaria del 28 aprile 2017LISTA ESITO DELLE VOTAZIONE
Oggetto: **Relazione sulla remunerazione****CONTRARI**

Cognome	Tot. Voti	Proprio	Delega
**D FCP DUPONT AND CO	735		735
**D FCP PYRENEES GLOBAL	1.135		1.135
**D FCP JPA	750		750
**D LES BRUYERES	750		750
**D FCP JCD FIVE	1.500		1.500
**D FCP_CAGNI	2.500		2.500
**D FCP SERENIS ADAGIO 1109	2.522		2.522
**D FCP MILLENAIRE	2.895		2.895
**D FCP CATILLON 1	1.395		1.395
**D FCP SERENIS CAP 1103	297		297
**D SERENIS CAP 1101	2.927		2.927
**D FCP SERENIS CAP 1099	100		100
**D FCP YORELA	6.699		6.699
**D PI CH - EUROPEAN EX SWISS EQUITIES TRACKER EX SL	4.907		4.907
**D PI CH-WORLD EX SWISS EQUITIES TRACKER US	11.599		11.599
**D BANQUE PICTET & CIE SA	10.694		10.694
**D GLOBAL OPPORTUNITY FUND	5.110		5.110
**D CADMOS-GULE EUROPEAN ENGAGEMENT FUND	7.000		7.000
**D PICTET-EUROPE INDEX	34.017		34.017
**D SHINKO GLOBAL EQUITY INDEX MOTHER FUND	375		375
**D WORLD EQUITY ACTIVE MOTHER FUND	11.097		11.097
**D FTSE-EDHEC RISK EFFICIENT INT DEVELOPED COUNTRIES INDEX	571		571
**D GIVI GLOBAL EQUITY FUND CLT AC	1.438		1.438
**D RBC FUNDS LUX	1.955		1.955
**D COMGEST GROWTH PLC	703.044		703.044
**D UNIVERSE THE CMI GLOBAL NETWORK FUND	23.409		23.409
**D OFI MULTI SELECT	10.000		10.000
**D BLACKROCK INSTITUTIONAL POOLED FUND PLC	4.566		4.566
**D SHELL TRUST (BERMUDA) LTD AS TRUSTEE OF THE SHELL OVERSEAS C.P. FUND	8.358		8.358
**D SHELL TRUST (BERMUDA) LIMITED AS TRUSTEE	2.164		2.164
**D NFS LIMITED TRAFALGAR COURT LES BANQUES	6.468		6.468
**D SAS TRUSTEE CORPORATION	16.712		16.712
**D H.E.S.T. AUSTRALIA LIMITED	14.258		14.258
**D TEACHERS` RETIREMENT SYSTEM OF THE CITY OF NEW YORK	9.512		9.512
**D INTECH INTER SHARES HIGH OPPORTUN. TRUST	3.162		3.162
**D UBS GLOBAL ASSET MANAGEMENT LIFE LTD	40.776		40.776
**D BANCO CENTRAL DE TIMOR EST	12.570		12.570
**D CONNECTICUT GENERAL LIFE INSURANCE COMPA	1.955		1.955
**D JPMORGAN CHASE BANK	28.473		28.473
**D IBM PERSONAL PENSION PLAN TRUST	16.386		16.386
**D ACCIDENT COMPENSATION CORPORATION	21.801		21.801
**D YOUNG WOMENS CHRISTIAN ASS RET FD	4.080		4.080
**D FIDELITY INVESTMENTS MONEY MANAGEMENT INC	704		704
**D THE BARCLAYS BANK UK RETIREMENT FUND	12.108		12.108
**D ISHARES EDGE MSCI WORLD MINIMUM VOLATILI	87		87

Pagina 4

DE* delega alla persona fisica sopra indicata con il numero della scheda magnetica

**D delega alla persona fisica sopra indicata con il numero della scheda magnetica (votazione effettuata alla postazione assistita)

RL* rappresentanza legale alla persona fisica sopra indicata con il numero della scheda magnetica

Azionisti: 1183
Azionisti in proprio: 1Teste: 4
Azionisti in delega: 1182

Assemblea Ordinaria del 28 aprile 2017

LISTA ESITO DELLE VOTAZIONE

Oggetto: **Relazione sulla remunerazione****CONTRARI**

Cognome	Tot. Voti	Proprio	Delega
**D BLACKROCK SCREEN WHOLE INDEXED INT EQ FD	324		324
**D HARTFORD LIFE INSURANCE COMPANY	4.244		4.244
**D WSSP INTERNATIONAL EQUITIES TRUST	3.652		3.652
**D BLACKROCK INDEXED ALL-COUNTRY EQUITY FUN	811		811
**D UBS (US) GROUP TRUST	5.149		5.149
**D BLACKROCK WHOLESALE INDEXED INTERNATIONA	13.035		13.035
**D AXA EQUITABLE LIFE INSURANCE CO	1.995		1.995
**D LUCRF PTY LTD FOR THE LABOUR UNION CO-O	1.137		1.137
**D ADVANCE INTERNATIONAL SHARE INDEX FUND	7.038		7.038
**D UBS ASSET MANAGEMENT LIFE LTD	64		64
**D FLEXSHARES STOXX GLOBAL ESG IMPACT INDEX	62		62
**D T ROWE PRICE INTERNATIONAL EQUITY INDEX	5.670		5.670
**D JNL/BLACKROCK GLOBAL ALLOCATION FUND	102.524		102.524
**D EQ ADV. TRUST AXA INTL.CORE MANAGED VOLA	10.148		10.148
**D SBC MASTER PENSION TRUST	31.728		31.728
**D MFS INSTITUTIONAL INTERNATIONAL EQUITY F	447.956		447.956
**D NVIT INTERNATIONAL INDEX FUND	25.782		25.782
**D RETIREMENT INCOME PLAN OF SAUDI ARABIAN OIL COMPANY	833		833
**D EQ.ADVISORS TRUST - AXA TEMPLETON GLOBAL	2.041		2.041
**D EQ ADVISORS TRUST-AXA GLOBAL EQ MANAGED	8.770		8.770
**D JNL/MELLON CAPITAL INTNAL INDEX FUND	31.349		31.349
**D EQ ADVISORS TST - ATM INTERNATIONAL MANA	18.923		18.923
**D PUBLIC EMPLOYEES RETIREMENT SYSTEM OF OHIO	134.925		134.925
**D PUBLIC EMPLOYEES RETIREMENT SYSTEM OF OHIO	10.255		10.255
**D PUBLIC EMPLOYEES RETIREMENT SYSTEM OF OHIO	9.502		9.502
**D THE MASTER TRUST BANK OF JAPAN, LTD AS TRUSTEE FOR MUTB400045796	223.649		223.649
**D SANLAM LIFE AND PENSIONS UK LIMITED	5.389		5.389
**D STICHTING SHELL PENSIOENFONDS	14.698		14.698
**D SHELL PENSIONS TRUST LIMITED AS TRUSTEE OF SHELL CONTRIBUTORY PENSION FUND	12.558		12.558
**D THE MASTER TRUST BANK OF JAPAN, LTD. AS TRUSTEE FOR MUTB400045792	178.759		178.759
**D KAPITALFORENINGEN PENSAM INVEST PSI 30 EUROPAEISKE AKTIER	10.146		10.146
**D ALLIANZGI-FONDS DSPT	6.439		6.439
**D FIDELITY PURITAN FUND	81.800		81.800
**D BUREAU OF LABOR FUNDS- LABOR PENSION FUND	8.910		8.910
**D NATIONWIDE INTERNATIONAL INDEX FUND	19.301		19.301
**D TRUST AND CUSTODY SERVICED BANK LIMITED	21.679		21.679
**D VANTAGETRUST III MASTER COLLECTIVE INVES	5.614		5.614
**D EQ.ADVISORS TRUST-AXA/AB DYNAMIC GROWTH	7.335		7.335
**D EQ ADVISORS TRUST-AXA INTL.MANAGED VOLAT	24.874		24.874
**D JNL/WMC FOCUSED INTERNATIONAL EQUITY FD	402.119		402.119
**D STICHTING PENSIOENFONDS VOOR HUISARTSEN	10.876		10.876
**D VIRTUS INTERNATIONAL WEALTH MASTERS FUND	132		132
**D BUREAU OF LABOR FUNDS-LABOR INSURANCE FUND	4.576		4.576
**D CITY OF PHILADELPHIA PUBLIC RETIREMENT	8.165		8.165
**D MISSOURI EDUCATION PENSION TRUST	41.249		41.249

Pagina 5

DE* delega alla persona fisica sopra indicata con il numero della scheda magnetica

**D delega alla persona fisica sopra indicata con il numero della scheda magnetica (votazione effettuata alla postazione assistita)

RL* rappresentanza legale alla persona fisica sopra indicata con il numero della scheda magnetica

Azionisti: 1183

Teste: 4

Azionisti in proprio: 1

Azionisti in delega: 1182

Assemblea Ordinaria del 28 aprile 2017

LISTA ESITO DELLE VOTAZIONE

Oggetto: **Relazione sulla remunerazione****CONTRARI**

Cognome	Tot. Voti	Proprio	Delega
**D NEW YORK STATE COMMON RETIREMENT FUND	59.559		59.559
**D STATE OF WYOMING	79.205		79.205
**D FIDELITY INVESTMENT FUNDS - FIDELITY	9.331		9.331
**D FIDELITY INVESTMENT FUNDS - FIDELITY MONEYBUILDER WORLD INDEX FUND	2.229		2.229
**D PROSHARES HEDGED FTSE EUROPE ETF	81		81
**D O`SHARES FTSE EUROPE QUALITY DIVIDEND ET	1.610		1.610
**D NEW MEXICO STATE INVESTMENT COUNCIL	11.285		11.285
**D FRANKLIN TEMPLETON COLLECTIVE INVESTMENT TRUST - FRANKLIN NON - U.S. EQUITY TRUST	5.900		5.900
**D DFE ASSET MANAGEMENT LLC	6.755		6.755
**D MASTER TRUST FOR SIEMENS PENSION PLANS	7.400		7.400
**D MASTER TRUST FOR SIEMENS SAVINGS PLANS	16.373		16.373
**D FRANKLIN SIERRA NON US EQUITY TRUST	45.000		45.000
**D UBS MSCI WORLD MINIMUM VOLATILITY INDEX	17.313		17.313
**D REG RETR EMPL MANUELS VILLE MONTREAL	2.758		2.758
**D RBC EUROPEAN DIVIDEND FUND	30.421		30.421
**D MANULIFE INTERNATIONAL EQUITY INDEX FUND	743		743
**D HEX FOSSIL FUEL-FREE ACWI F BUREAU 4200	1.293		1.293
**D HEXAVEST WORLD FUND	44.745		44.745
**D HEXAVEST EUROPE FUND	54.620		54.620
**D RBC EUROPEAN EQUITY FUND	1.659.349		1.659.349
**D FONDS COMMUN REG RETRAITE UNIVERSIT LAV	914		914
**D BOMBARDIER TRUST(CANADA) GLOBAL EQUIT FU	3.018		3.018
**D THE BOMBARDIER TRUST (UK)	2.141		2.141
**D RBC INTERNATIONAL EQUITY FUND	136.031		136.031
**D RBC BALANCED FUND	71.714		71.714
**D MFS INTERNATIONAL EQUITY FUND	22.475		22.475
**D BEUTEL GOODMAN TOTAL WORLD EQUITY FUND	640		640
**D BEUTEL GOODMAN GLOBAL FUND	69.500		69.500
**D BEUTEL GOODMAN INTERNATIONAL EQ FND	38.700		38.700
**D BEUTEL GOODMAN BALANCED FUND	199.300		199.300
**D MANITOBA TELECOM SERV&PARTECIP SUBS EMPL	509		509
**D RBC GLOBAL BALANCED FUND	18.193		18.193
**D CIDEL BANK & TRUST INC AS TRUSTEE	710		710
**D REGENT STRAT EUROPEAN EQUITY	17.502		17.502
**D CENTRAL FINANCE BOARD METHODIST CHURCH	1.420		1.420
**D SOUTH YORKSHIRE PENSIONS AUTHORITY	33.000		33.000
**D WEST MIDLANDS METROPOLITAN AUT PENS FD	37.000		37.000
**D WEST YORKSHIRE PENSION FUND	100.000		100.000
**D BBH INTERNATIONAL EQUITY FUND	396.313		396.313
**D FIDELITY FUNDS SICAV	250.659		250.659
**D GIM SPECIALIST INVESTMENT FUNDS	2.111		2.111
**D HSBC SEOUL BRANCH ACTING AS TRUSTEE FOR BARING GLOBAL DYNAMIC ASSET ALLOCATION MASTER FUND	65		65
**D IRCOM RETRAITE DIVERSIFIE	25.506		25.506
**D FCP ALM ACTIONS EURO	313.080		313.080
**D FCP SAKKARAH 7	4.097		4.097

Pagina 6

Azionisti: 1183
Azionisti in proprio: 1Teste: 4
Azionisti in delega: 1182

DE* delega alla persona fisica sopra indicata con il numero della scheda magnetica

**D delega alla persona fisica sopra indicata con il numero della scheda magnetica (votazione effettuata alla postazione assistita)

RL* rappresentanza legale alla persona fisica sopra indicata con il numero della scheda magnetica

Assemblea Ordinaria del 28 aprile 2017LISTA ESITO DELLE VOTAZIONE
Oggetto: **Relazione sulla remunerazione****CONTRARI**

Cognome	Tot. Voti	Proprio	Delega
**D AXA FRANCE VIE	8.217		8.217
**D AXA FRANCE VIE	44.613		44.613
**D AXA FRANCE VIE	33.000		33.000
**D AXA CORPORATE SOLUTIONS ASSURANCE	100.290		100.290
**D AXA FRANCE VIE	27.000		27.000
**D AXA FRANCE VIE	31.000		31.000
**D AXA FRANCE VIE	70.988		70.988
**D LA MUTUELLE SAINT CHRISTOPHE	4.528		4.528
**D AXA FRANCE VIE	2.868		2.868
**D AXA INVESTMENT MANAGERS DE GMBH	63.000		63.000
**D AXA EURO DIVIDEND D	7.243		7.243
**D AXA EURO DIVIDEND L	23.000		23.000
**D AXA EURO DIVIDEND S	60.299		60.299
**D AXA EURO DIVIDEND K	40.000		40.000
**D AXA LEBEN AG	322.638		322.638
**D FCP CM-CIC SILVER ECONOMIE	7.989		7.989
**D FCP BRONGNIART PATRIMOINE	13.936		13.936
**D SICAV MOLINEL 16	2.564		2.564
**D FCP SERENIS ADAGIO 1118	1.120		1.120
**D SICAV C I P E C	7.500		7.500
**D FCP GAILLON SECTORIEL	6.386		6.386
**D FCP UNION EUROPE	210.000		210.000
**D FIDUCIARY TRUST COMPANY INTERNATIONAL AS	3.428		3.428
**D EQ ADVISORS TRUST - AXA SMARTBETA EQUITY	300		300
**D AVIVA LIFE & PENSIONS UK LIMITED	21.764		21.764
**D UNIVERSITIES SUPERANNUATION SCHEME	129.338		129.338
**D AVIVA LIFE AND PENSIONS UK LIMITED	32.050		32.050
**D STICHTING DEPOSITARY APG DEVELOPED MARKETS EQUITY MINIMUM VOLATILITY POOL	246.665		246.665
**D 1290 FUNDS - 1290 SMARTBETA EQUITY FUND	300		300
**D FTSE ALL WORLD INDEX FUND	8.985		8.985
**D FRIENDS LIFE LIMITED	35.183		35.183
**D REASSURE LIMITED	5.616		5.616
**D HSBC EUROPEAN INDEX FUND	31.193		31.193
**D FRIENDS LIFE AND PENSIONS LIMITED	2.432		2.432
**D HSBC ETFS PLC	10.987		10.987
**D HSBC GLOBAL INVESTMENT FUNDS	2.316		2.316
**D AXA ASSICURAZIONI SPA	58.905		58.905
**D SC EUROPEAN EQUITIES FUND	7.126		7.126
**D AXA PORTUGAL SEGUROS SA	9.135		9.135
**D TRUST E CUSTODY SERVICES BANK LTD	12.452		12.452
**D TRUST & CUSTODY SERVICES BANK LTD AS TRUSTEE FOR PENSION INVESTMENT FUND TRUST NUMBER 21	721		721
**D LOMBARD ODIER FUNDS (SWITZERLAND) SA I3D	22.101		22.101
**D SWISS NATIONAL BANK	1.060.196		1.060.196
**D GAM INVESTMENT MANAGEMENT (SWITZERLAND) LTD.	120.284		120.284
**D FCP GROUPAMA AAEXA	2.018		2.018

Pagina 7

DE* delega alla persona fisica sopra indicata con il numero della scheda magnetica

**D delega alla persona fisica sopra indicata con il numero della scheda magnetica (votazione effettuata alla postazione assistita)

RL* rappresentanza legale alla persona fisica sopra indicata con il numero della scheda magnetica

Azionisti: 1183
Azionisti in proprio: 1Teste: 4
Azionisti in delega: 1182

Assemblea Ordinaria del 28 aprile 2017

LISTA ESITO DELLE VOTAZIONE

Oggetto: **Relazione sulla remunerazione****CONTRARI**

Cognome	Tot. Voti	Proprio	Delega
**D FCP MICHELET UK TUNNEL	827		827
**D FCP ASTORG FLEXIBLE ALLOCATION	5.227		5.227
**D FCP ASTORG CROISSANCE EMERGING	7.201		7.201
**D AZL NFJ INTERNATIONAL VALUE FUND	696		696
**D BMO FBO NEW BROOKDALE PR GTBNTR	903		903
**D NKB SII EUROPE GROWTH	3.530		3.530
**D NKB SII GLOBAL AKTIER MIN RISIKO	28.780		28.780
**D CITI RETIREMENT SAVINGS PLAN	42.465		42.465
**D EMPLOYEES RETIREMENT SYSTEM OF TEXAS	181.700		181.700
**D DEUTSCHE XTRKS MSCI ALL WORLD HDG	728		728
**D DREYFUS SEL MGR LS THREE BRIDGES	13.384		13.384
**D DREYFUS STRATEGIC BETA GLOBAL EQ FD	46		46
**D BOK MCM DM PEQ	1		1
**D ING INVESTMENT MANAGEMENT	27.981		27.981
**D AOHit HAI RHUMBLINE EAFE	97		97
**D HRCD RPMT HAP RHUMBLINE EAFE	92		92
**D PS FTSE LO BT EQ WT PORT	3.513		3.513
**D KAPITALFORENINGEN EMD INVEST, GLOBALE AK TIER/II	3.527		3.527
**D KAPITALFORENINGEN EMD INVEST, GLOBALE AK TIER/III	4.983		4.983
**D GREAT WEST MFS INTERNATIONAL GR FD	18.222		18.222
**D EARNEST PARTNERS	11.749		11.749
**D 55005 UP GLOBALE AKTIER II	20.172		20.172
**D NKB INVEST GLOBALE AKTIER BASIS	6		6
**D RPTCL GRPF ARP MAG	1.110		1.110
**D NYKREDIT INVEST TAKTISK ALLOKERING	19		19
**D NKB 31019 MM INVEST GLOBALE AKTIER	5.788		5.788
**D NKB 31020 MM INVEST GLOBAL AKT AKK	2.726		2.726
**D NKB 10513 GLOBAL DIVERSIFIED	7.227		7.227
**D 56053 IP GLOBAL EQUITIES I	8.922		8.922
**D 70030 PD GLOBALE AKTIER VII	15.760		15.760
**D GOLDMAN SACHS GMS ERISA GROUP TRUST	16.530		16.530
**D WILLIAM BLAIR NONUS EQUITY LLCLC	64.585		64.585
**D NONUS EQUITY MGRS PORT 1 W BLAIRIR	17.049		17.049
**D TACS NONUS EQUITY CORE MKT CONTINU	19.866		19.866
**D PS FTSERAFI EU UCITS ETF BNYMTCIL	100		100
**D PS FTSE RAFI DEVEL MAR EXUS PORT	5.852		5.852
**D PSF GLOBAL PORTFOLIO WB	52.911		52.911
**D GREAT WEST INTERNATIONAL INDEX FUND	1		1
**D DESERET MMRP FISHER INVESTMENTS	1		1
**D NATIONAL BANK TRUST	8.062		8.062
**D PFI INTL EQUITY INDEX FUND	12.087		12.087
**D BNYTD CF PURISIMA EAFE TOTAL RTN FD	1.543		1.543
**D PFI GLOBAL MULTI STRATEGY FD AQ	22.371		22.371
**D CTJ RE STANLIB GLOBAL EQUITY FD AB	1.200		1.200
**D CTJ RE STANLIB GLOBAL EQ HOSKING	13.841		13.841

Pagina 8

DE* delega alla persona fisica sopra indicata con il numero della scheda magnetica

**D delega alla persona fisica sopra indicata con il numero della scheda magnetica (votazione effettuata alla postazione assistita)

RL* rappresentanza legale alla persona fisica sopra indicata con il numero della scheda magnetica

Azionisti: 1183

Teste: 4

Azionisti in proprio: 1

Azionisti in delega: 1182

Assemblea Ordinaria del 28 aprile 2017

LISTA ESITO DELLE VOTAZIONE
 Oggetto: **Relazione sulla remunerazione**

CONTRARI

Cognome	Tot. Voti	Proprio	Delega
**D PACIFIC LIFECORP	348		348
**D IQ 50 PERCENT HEDGED FTSE INTL ETF	2.662		2.662
**D IQ 50 PERCENT HEDGED FTSE EURO ETF	1.487		1.487
**D GS ACTIVE BETA INTL EQUITY ETF	21.246		21.246
**D GS ACTIVEBETA EUROPE ETF	2.577		2.577
**D DB FISHER INVEST	18.725		18.725
**D BLACKROCK GLOBAL FUNDS	38.254		38.254
**D DEUTSCHE XTRK MSCI EMU HDG EQ ETF	1.874		1.874
**D VOYA INTERNATIONAL INDEX PORTFOLIO	189		189
**D EARNEST	55.914		55.914
**D CC COL EAFE Q UN 2	1.100		1.100
**D CC COL EAFE Q UN 1	800		800
**D GNPF COL EAFE GINNA Q	1.000		1.000
**D NMPF COL EAFE NMP Q	800		800
**D NEXTERA DB WILLIAM BLAIR INTL PENSION PLANS OF NEXTERA ENERGY INC AND ITS AFFILIATESS	41.574		41.574
**D SR5F PARAMETRIC DELTA SHIFT	433		433
**D TEACHERS` RETIREMENT SYSTEM OF LOUISIANA	1		1
**D AIF 21106 LPI AKT GLOBALE II	34.475		34.475
**D BLL AQUILA LIFE EUROPEAN EQUITY	351.959		351.959
**D BLL ASCENT LIFE EUROPEAN	7.214		7.214
**D BLL AQUILA LIFE GLOBAL MINIMUM	18.675		18.675
**D BLL AQUILA LIFE MSCI WORLD FUND	27.749		27.749
**D PFI MULTI MGR EQTY LNG SHRT FD TBC	13.285		13.285
**D M1RF FISHER FRN LRG	41.800		41.800
**D DEUTSCHE XTRKS MSCI EURO CCYHDG	48.205		48.205
**D M1RF MFS FOREIGN LARGE	11.674		11.674
**D WI COOK FOUNDATION INC	23.605		23.605
**D BANK OF AMERICA TESE OMNIBUS	196		196
**D RBS COMGEST	310.089		310.089
**D SBSA GEPF BLACKROCK EQUITY	21.122		21.122
**D AARP FISHER INV INTL	23.430		23.430
**D RBS GTP	247.107		247.107
**D ROWF GT ALPHAEXTEAFE	12.545		12.545
**D BAYLOR UNIVERSITY	7.647		7.647
**D BCC GTP	72.882		72.882
**D DEUTSCHE XTRKS MSCI EAFE CCYHDG	98.758		98.758
**D PGTF DR NON US EQUITY GT	5.101		5.101
**D ABN AMRO PF UBS MINVAR	125.116		125.116
**D ABN AMRO PF BR MINVAR	126.640		126.640
**D DBX FTSE DEV EX US COMP FACTOR	13		13
**D AB FOODS HEXAVEST	3.027		3.027
**D CLHF HARDING LOEVNER	7.000		7.000
**D CLSF HARDING LOEVNER	33.000		33.000
**D RTC APS	627		627
**D SAEF SCE PANAGORA QUAL	3.065		3.065

Pagina 9

Azionisti: 1183
 Azionisti in proprio: 1

Teste: 4
 Azionisti in delega: 1182

DE* delega alla persona fisica sopra indicata con il numero della scheda magnetica

**D delega alla persona fisica sopra indicata con il numero della scheda magnetica (votazione effettuata alla postazione assistita)

RL* rappresentanza legale alla persona fisica sopra indicata con il numero della scheda magnetica

Assemblea Ordinaria del 28 aprile 2017

LISTA ESITO DELLE VOTAZIONE

Oggetto: **Relazione sulla remunerazione****CONTRARI**

Cognome	Tot. Voti	Proprio	Delega
**D SCEF MARATHON LONDON	747		747
**D AWAFF AWAC WELLINGTON	4.013		4.013
**D SPARTAN INTL INDEX	219.469		219.469
**D CP2F SELECT EQUITY INTL	47.325		47.325
**D DREYFUS INTERNATIONAL STOCK INDEX FUND	7.051		7.051
**D FPCF SSGA MSCI WORLD EXUS	2.594		2.594
**D FPCF SSGA EDHEC	907		907
**D LF1F FISHER ASSET MGMT	22.384		22.384
**D DEUTSCHE XTRK MSCI ITALY HDG ETF	1.530		1.530
**D NHTF FISHER INVESTMENTS	40.435		40.435
**D OSUF SELECTEQTY BAXTERST	49.378		49.378
**D DRMA LTD	13.432		13.432
**D WF AGILITY GLOBAL EQUITY IMPACT LLC	8.332		8.332
**D C9W CITW FD PARAMETRIC	148		148
**D BLACKROCK ACWI USIMI	48.960		48.960
**D UFJF MCM MSCI WORLD FD	2.055		2.055
**D GBIF GABELLI TRADING HOLDINGS LLC	4.000		4.000
**D PUBLIC EMPLOYEE RETIREMENT SYSTEM OF IDAHO	8.538		8.538
**D CE8F EARNEST PTRS ILCE	130.125		130.125
**D THE ANNIE E. CASEY FOUNDATION	20.310		20.310
**D IH1F WILLIAM BLAIR	15.199		15.199
**D IH3F WILLIAM BLAIR	28.176		28.176
**D FLORIDA GLOBAL EQUITY FUND LLC	27.115		27.115
**D BNVF NSTEC FISHER GBL EQ	8.800		8.800
**D OICF OICL OCICL MARATHN	23.009		23.009
**D PGEF PG E QUALIFIED PANAGORA EAFE	6.162		6.162
**D CZ AANDELEN SSGA	2.007		2.007
**D FONDS GEV	3.810		3.810
**D FONDS GES B	2.600		2.600
**D AXA BELGIUM GENERATE FUND	1.118		1.118
**D AXA BELG PRO 50	6.300		6.300
**D ACHMEA POOLS FC AWW	4.526		4.526
**D APVIE	2.050		2.050
**D CENTRAL STATES SOUTH EAST AND SOUTH WEST AREAS PENSION FUND	4.493		4.493
**D FSEAF F208	38.631		38.631
**D NBK UBS EQ	2.519		2.519
**D AZL INTERNATIONAL INDEX FUND	479		479
**D AZL BLACKROCK GLOBAL ALLOCATION FUND	11.361		11.361
**D DEUTSCHE XTRK MSCI STH EUR HDG ETF	526		526
**D BFTF MFS INTERNATIONAL	6.118		6.118
**D CASEY FP HOSKING GLOBAL	5.599		5.599
**D US BANK GUIDEMARK WORLD EX US FUND	11.173		11.173
**D US BANKAK STEEL MASTER PENS TRR	819		819
**D USBK REGIONAL TRANSPORTATION DSPP	238		238
**D USBK ROCKEFELLER EQUITY ALLOCAT FD	18.003		18.003

Pagina 10

Azionisti: 1183
Azionisti in proprio: 1Teste: 4
Azionisti in delega: 1182

DE* delega alla persona fisica sopra indicata con il numero della scheda magnetica

**D delega alla persona fisica sopra indicata con il numero della scheda magnetica (votazione effettuata alla postazione assistita)

RL* rappresentanza legale alla persona fisica sopra indicata con il numero della scheda magnetica

Assemblea Ordinaria del 28 aprile 2017

LISTA ESITO DELLE VOTAZIONE

Oggetto: **Relazione sulla remunerazione****CONTRARI**

Cognome	Tot. Voti	Proprio	Delega
**D OKLAHOMA STATE UNIVERSITY FOUNDATION	15.000		15.000
**D USBK AHAI RHUMBLINE ADVISERS	210		210
**D USBK AMERICAN HEART ASSOCIATION INC	279		279
**D USBK BBIEF BLACKROCK INVT MGMT LLC	2.999		2.999
**D BRIDGE BUILDER INTERNATIONAL EQUITY FUND	239.970		239.970
**D BNYMTD BFM BLK SYSTEM CONT EUR FUND	175		175
**D WILLIAM BLAIR CAR	4.259		4.259
**D WILLIAM BLAIR CFT	5.287		5.287
**D IADF WHPI FISHER INV	2.567		2.567
**D IADF WELLMARK FISHER INV	1		1
**D RZSF1501 GLOBAL EQ HEXEVEST	3.640		3.640
**D IIIF III MARATHON INTERNATIONAL	12.743		12.743
**D AP7 EQUITY FUND	154.910		154.910
**D ALASKA PERMANENT FUND CORPORATION	14.517		14.517
**D BPS LEGAL AND GENERAL EUR BPSLGEUR	26.322		26.322
**D HRMF MFS INSTITUTIONAL AD	5.217		5.217
**D 1253 APG DME CORE EU	108.444		108.444
**D 2023 APG DME CON DISC	63.478		63.478
**D 2049 APG DME ARROWST	160.139		160.139
**D MASSEY INTECH	2.580		2.580
**D CEP DEP IP EURO EX UK ENH IND FD	149		149
**D PANAGORA RISK PARITY MULTI ASSET MASTER FUND LTD	4.133		4.133
**D ARCH RE LTD COMGEST EURO EQUITY	16.726		16.726
**D MIDDLETOWN WORKS HOURLY AND SALARIED UNION RETIREES HEALTH CARE FUND	762		762
**D AON HEWITT COLLECTIVE INVESTMENT TRUST	2.019		2.019
**D CPA COP PSERS MARATHON	62.891		62.891
**D CPA COP PSERS PSERS ACWI X US INDEX	25.366		25.366
**D CPU COP PMRS JARISLOWSKY FRASER	21.250		21.250
**D CPZ COP SERS MCM MSCI WORLD X US	35.855		35.855
**D ENSIGN PEAK FISHER INVESTMENTS	133.275		133.275
**D ENSIGN PEAK SELECT EQUITY	330.015		330.015
**D LOUISIANA STATE ERS MSCI EXUS INDEX	1.784		1.784
**D NV PERS MELLON CAPITAL INDEX	59.807		59.807
**D NV RBIF ALLNCEBRNSTN INTL EQ	1.023		1.023
**D NCUF BR EAFE LC GROWTH	18.577		18.577
**D TEA BLACKROCK INC INTL	48.188		48.188
**D UTC EDHEC BLACKROCK UNITED TECHNOLOGIES CORPORATION MASTER RETIREMENT	1.363		1.363
**D UTC MFS INVESTMENT MGMT	11.317		11.317
**D AST GS MULTI ASSET PORT LIQ PDHB	1.901		1.901
**D SP VAN DE NEDERLANDSCHE BANK	2.083		2.083
**D MIN DEF PF OMAN MARATHON EAFE	8.881		8.881
**D POOL RE L AND G MSCI EQ	1.189		1.189
**D BLL AQUIL LIFGLO3000 FMEN WHT INDFD	7.159		7.159
**D AST INTL GROWTH WB PD51	183.772		183.772
**D PSF SP INTL GROWTH WB PD71	5.700		5.700

Pagina 11

Azionisti: 1183
Azionisti in proprio: 1Teste: 4
Azionisti in delega: 1182

DE* delega alla persona fisica sopra indicata con il numero della scheda magnetica

**D delega alla persona fisica sopra indicata con il numero della scheda magnetica (votazione effettuata alla postazione assistita)

RL* rappresentanza legale alla persona fisica sopra indicata con il numero della scheda magnetica

Assemblea Ordinaria del 28 aprile 2017

LISTA ESITO DELLE VOTAZIONE

Oggetto: **Relazione sulla remunerazione****CONTRARI**

Cognome	Tot. Voti	Proprio	Delega
**D AST ADVANCED STRAT WB PD14	194.957		194.957
**D PF INTERNATIONAL LARGE CAP FUND	11.306		11.306
**D BNYMTD BLK CONT EUR EQ TRCK FD INV	93.572		93.572
**D FLORIDA RETIREMENT SYSTEM .	23.781		23.781
**D BLACKROCK WORLD EX FLORIDA RET SYS	69.231		69.231
**D METROPOLITAN WATER RECLAMATION DISTRICTRETIREMENT FUND	1.886		1.886
**D OPERATING ENGINEERS LOCAL 101 PENSION FUND	30.000		30.000
**D PENSION RESERVES INVESTMENT TRUST FUND	124.469		124.469
**D EMPLOYEES` RETIREMENT SYSTEM OF THE STATE OF HAWAII	123.012		123.012
**D BELL ATLANTIC MASTER TRUST	50.057		50.057
**D VERIZON MASTER SAVINGS TRUST .	2.576		2.576
**D HOWARD HUGHES MEDICAL INSTITUTE	178.895		178.895
**D INDIANA PUBLIC RETIREMENT SYSTEM	10.105		10.105
**D MERCY INVESTMENT SERVICES INC	947		947
**D PUBLIC EMPLOYEES RETIREMENT SYSTEM OFMISSISSIPPI	61.685		61.685
**D THE ROCKEFELLER FOUNDATION	5.094		5.094
**D AGI PPI NR 30 HEL 1482 03 5601 SPK	3.071		3.071
**D AGI VGL IDLC 8478 22 6364 SPK	800.545		800.545
**D AGI VKA IDLC 8502 08 6344 SPK	60.035		60.035
**D FAIRFAX COUNTY POLICE OFFICERS RETIREMENT SYSTEM	19.300		19.300
**D FAIRFAX COUNTY UNIFORMED RETIREMENT SYSTEM	8.569		8.569
**D FAIRFAX COUNTY EMPLOYEES RETIREMENT SYSTEM	32.155		32.155
**D THE STATE OF CONNECTICUT ACTINGTHROUGH ITS TREASURER	76.048		76.048
**D SOUTH CAROLINA RETIREMENT SYSTEMS GROUP TRUST	5		5
**D ULLICO INTERNATIONAL GROUP TRUST	4.228		4.228
**D ULLICO DIVERSIFIED INTERNATIONAL EQUITY FUND LP	38.382		38.382
**D UPS GROUP TRUST	40.017		40.017
**D REGENTS OF THE UNIVERSITY OF MICHIGAN	49.710		49.710
**D INTERNATIONAL BANK FOR RECONSTRUCTION AND DEVELOPMENT	2.341		2.341
**D FGT FRK INTERNATIONAL GROWTH FD	155.000		155.000
**D PIONEER INVESTMENT MANAGEMENT SGRPA / AZIONARIO CRESCITA	171.932		171.932
**D SEI GLOBAL INVESTMENTS FUND PL	9.734		9.734
**D TST TOUCHSTONE SUSTAINABILITY	55.377		55.377
**D KOKUSAI EQUITY INDEX FUND	2.131		2.131
**D CONSULTING GROUP CAPITAL MARKE	3.721		3.721
**D BBH PARTNER FUND-INT. EQ (KY)	38.499		38.499
**D METZLER INTERNATIONAL INVESTM.	156.800		156.800
**D BLACKROCK GLOBAL ALLOCATION F.	1.115.502		1.115.502
**D BLACKROCK GLOBAL ALLOCATION P.	5.761		5.761
**D BLACKROCK GLOBAL ALLOCATION VI	289.473		289.473
**D THE NOMURA TRUST AND BANKING C	37.382		37.382
**D BBH TRUSTEE SER (IE) LIMITD	17.939		17.939
**D MASSMUTUAL SELECT BLACKROCK GL	15.943		15.943
**D METZLER UNIVERSAL TRUST METZ T	25.900		25.900
**D METZLER INTERNATIONAL INVESTME	5.800		5.800

Pagina 12

Azionisti: 1183
Azionisti in proprio: 1Teste: 4
Azionisti in delega: 1182

DE* delega alla persona fisica sopra indicata con il numero della scheda magnetica

**D delega alla persona fisica sopra indicata con il numero della scheda magnetica (votazione effettuata alla postazione assistita)

RL* rappresentanza legale alla persona fisica sopra indicata con il numero della scheda magnetica

Assemblea Ordinaria del 28 aprile 2017LISTA ESITO DELLE VOTAZIONE
Oggetto: **Relazione sulla remunerazione****CONTRARI**

Cognome	Tot. Voti	Proprio	Delega
**D BNP PAM	63.865		63.865
**D CIPAV DIVERSIFIE	30.793		30.793
**D CAVOM DIVERSIFIE	9.888		9.888
**D CIPAV ALOIS	10.707		10.707
**D IRCEC DIVERSIFIE	5.261		5.261
**D AIM EQUITY EMU 1	62.196		62.196
**D ALLIANZ ASAC ACT EUR	22.543		22.543
**D AIM EQUITY EUROPE PG VIE	40.781		40.781
**D SG ACTIONS EUROPE MULTIGESTION	1.135		1.135
**D ETOILE CONSOMMATION EUROPE	11.000		11.000
**D OFI MARKET NEUTRAL EQUITY	14.475		14.475
**D FAMILY VALUES	8.000		8.000
**D SG ACTIONS LUXE	167.749		167.749
**D SG ACTIONS FRANCE	6.920		6.920
**D SG ACTIONS EUROPE	8.384		8.384
**D SG ACTIONS EUROPE LARGE CAP	1.872		1.872
**D AZ CREACTIONS 2	9.915		9.915
**D ETOILE GESTION	516		516
**D OFI AM	11.388		11.388
**D AZ VIE PG ACTIONS	137.172		137.172
**D ALLIANZ VIE	12.376		12.376
**D ALLIANZ VIE ACE ACTIONS	44.006		44.006
**D AZ VIE PFON RETRAITE ACTION	51.082		51.082
**D PIONEER FUNDS - ITALIAN EQUITY	43.046		43.046
**D VANDAM STREET FUND L.P SELECT EQUITY GROUP LP	1.854		1.854
**D UBS FUND MANAGEMENT (SWITZERLAND) AG	71.937		71.937
**D UBS FUND MANAGEMENT(LUXEMBOURG) SA	70		70
**D UBS GLOBAL SOLUTIONS - GLOBAL EQUITIES EUR	1.620		1.620
**D UBS GLOBAL SOLUTIONS - GLOBAL EQUITIES II EUR	1.499		1.499
**D FOCUSED SICAV GLOBAL EQUITY STRATEGY (USD)	442		442
**D UBS (LUX) STRATEGY XTRA SICAV	87		87
**D P2 UBS SRI GLOBAL EQUITY	995		995
**D GOVERNMENT OF NORWAY	3.441.200		3.441.200
**D MLC INVESTMENTS, MLC LIMITED	598		598
**D VICTORIAN SUPERANNUATION FUND	88.447		88.447
**D WM POOL - EQUITIES TRUST NO. 72	11.072		11.072
**D NORGES BANK	40.545		40.545
**D AEGON CUSTODY B.V	28.280		28.280
**D AHL DIRECTIONAL EQUITIES MASTER LIMITED	2.619		2.619
**D AHL EVOLUTION LTD SHARMAINE BERKELEY ARGONAUT LTD	58.926		58.926
**D AQR MULTI-STRATEGY FUND VI LP CO AQR CAPITAL MGM LLC	188.654		188.654
**D AVIVA INVESTORS INTERNATIONAL INDEX TRACKING FUND	4.460		4.460
**D BAXTER STREET FUND II L.P.	334.011		334.011
**D BAXTER STREET FUND L.P	333.214		333.214
**D BAXTER STREET OFFSHORE MASTER FUND LTD	608.890		608.890

Pagina 13

DE* delega alla persona fisica sopra indicata con il numero della scheda magnetica

**D delega alla persona fisica sopra indicata con il numero della scheda magnetica (votazione effettuata alla postazione assistita)

RL* rappresentanza legale alla persona fisica sopra indicata con il numero della scheda magnetica

Azionisti: 1183
Azionisti in proprio: 1Teste: 4
Azionisti in delega: 1182

Assemblea Ordinaria del 28 aprile 2017LISTA ESITO DELLE VOTAZIONE
Oggetto: **Relazione sulla remunerazione****CONTRARI**

Cognome	Tot. Voti	Proprio	Delega
**D BERESFORD FUNDS PLC	35.157		35.157
**D CBOSC ATF CBGS-WGSS02	10.781		10.781
**D CBOSC ATF CW BK GRP SUP WGSS08	2.940		2.940
**D CBOSC-CBGS-WGSS07	796		796
**D CFSIL - COLONIAL FIRST STATE GLOBAL ASSET MANAGEMENT MULTI SECTOR TRUST 1	31		31
**D CFSIL RE COLONIAL FIRST STATE INVESTMENT FUND 10	1.040		1.040
**D CITI LUX BNO WILLIAM BLAIR DYNAMIC DIVERSIFIED ALLOC.FUND 2	1.648		1.648
**D COLONIAL FIRST STATE	8.371		8.371
**D COLONIAL FIRST STATE INVESTMENTS LIMITED.	13.231		13.231
**D COOPER SQUARE FUND LP	277.739		277.739
**D COOPER SQUARE OFFSHORE MASTER FUND LTD	82.939		82.939
**D EATON VANCE INTERNATIONAL (IRELAND)	288		288
**D HOSTPLUS POOLED SUPERANNUATION TRUST	16.356		16.356
**D IRISH LIFE ASSURANCE	71.588		71.588
**D IRISH LIFE ASSURANCE PLC	2.153		2.153
**D IRISH LIFE ASSURANCE PLC	3.179		3.179
**D IRISH LIFE ASSURANCE PLC	1.492		1.492
**D IRISH LIFE ASSURANCE PLC	19.285		19.285
**D IRISH LIFE ASSURANCE PLC	8.781		8.781
**D IRISH LIFE ASSURANCE PLC	660		660
**D JANUS CAPITAL FUND PLC	14.779		14.779
**D JOHN HANCOCK FUNDS II INTERNATIONAL STRATEGIC EQUITY ALLOCATION FUND	19.246		19.246
**D KOREA POST	12.924		12.924
**D LEGAL AND GENERAL	43.692		43.692
**D LEGAL AND GENERAL ASSURANCE PENSIONS MANAGEMENT LIMITED	1.056.188		1.056.188
**D LEGAL AND GENERAL ASSURANCE SOCIETY LIMITED	1.002		1.002
**D LEGAL AND GENERAL COLLECTIVE INVESTMENT TRUST	24.165		24.165
**D LEGAL AND GENERAL INVESTMENT MANAGEMENT	2.039		2.039
**D SDA INTL EQUITY INDEX FD WORLD	4.425		4.425
**D SELECT INTERNATIONAL ELS MASTER FUND LTD	21.166		21.166
**D SIEFORE BANAMEX BASICA 2 SA DE CV	9.023		9.023
**D SIEFORE BANAMEX BASICA 3 SA DE CV	12.281		12.281
**D SIEFORE BANAMEX BASICA 4-SA DE CV.	13.785		13.785
**D STICHTING MN SERVICES AANDELENFONDS EUROPA	16.272		16.272
**D STICHTING PENSIOENFONDS METAAL	28.477		28.477
**D STICHTING PENSIOENFONDS METAAL EN T MN SERVICES	54.646		54.646
**D STICHTING PGGM DEPOSITARY	110.375		110.375
**D THE NOMURA TRUST AND BANKING CO LTD	3.486		3.486
**D THREE BRIDGES CAPITAL LP LMA SPC-MAP 201 SEGREGATED PORTFOLIO	6.369		6.369
**D THREE BRIDGES CAPITAL LP	7.395		7.395
**D THREE BRIDGES EUROPE LONG ONLY MASTER FUND LTD	40.631		40.631
**D VICTORY CEMP DEVELOPED ENHANCED VOLATILITY WTD INDEX ETF	2.181		2.181
**D VICTORY CEMP INTERNATIONAL VOLATILITY WTD INDEX ETF	397		397
**D WCM FOCUSED INTERNATIONAL GROWTH FUND LP	277.850		277.850
**D WCM FOCUSED INTERNATIONAL GROWTH FUND.	1.306.168		1.306.168

Pagina 14

Azionisti: 1183
Azionisti in proprio: 1Teste: 4
Azionisti in delega: 1182

DE* delega alla persona fisica sopra indicata con il numero della scheda magnetica

**D delega alla persona fisica sopra indicata con il numero della scheda magnetica (votazione effettuata alla postazione assistita)

RL* rappresentanza legale alla persona fisica sopra indicata con il numero della scheda magnetica

Assemblea Ordinaria del 28 aprile 2017

LISTA ESITO DELLE VOTAZIONE

Oggetto: **Relazione sulla remunerazione****CONTRARI**

Cognome	Tot. Voti	Proprio	Delega
**D WALDEN INTERNATIONAL EQUITY FUND	3.949		3.949
**D SONOMA COUNTY EMPLOYEES RETIREMENT ASSOCIATION	4.506		4.506
**D NOVARTIS CORPORATION PENSION MASTER TRUST	5.091		5.091
**D LEGG MASON DEVELOPED EX-US DIVERSIFIED CORE ETF	207		207
**D STATE FARM VARIABLE PRODUCT TRUST, INTERNATIONAL EQ INDEX F	3.821		3.821
**D BEAUMONT HEALTH MASTER RETIREMENT TRUST	1.553		1.553
**D KAISER PERMANENTE GROUP TRUST	66.339		66.339
**D WILLIAM BEAUMONT HOSPITAL	1.891		1.891
**D MANUFACTURERS AND TRADERS TRUST COMPANY	2.000		2.000
**D KAISER FOUNDATION HOSPITALS	11.774		11.774
**D KAISER FOUNDATION HOSPITALS	3.992		3.992
**D KAISER FOUNDATION HOSPITALS	41.898		41.898
**D LAUDUS INTERNATIONAL MARKETMASTERS FUND	676		676
**D SCHWAB INTERNATIONAL EQUITY ETF	90.520		90.520
**D SCHWAB FUNDAMENTAL INTERNATIONAL LARGE COMPANY ETF	14.252		14.252
**D JOHN HANCOCK VAR INS TRUST STRATEGIC EQUITY ALLOCATION TRUST	46.142		46.142
**D JOHN HANCOCK FUNDS II STRATEGIC EQUITY ALLOCATION FUND	28.761		28.761
**D THE PREMIER TRUST FUND FOR QUALIFIED EMPLOYEE BENEFIT PLANS	7.500		7.500
**D LAZARD ASSET MANAGEMENT LLC	986		986
**D MFS HERITAGE TRUST COMPANY COLLECTIVE INVESTMENT TRUST	19.233		19.233
**D GOLDMAN SACHS TRST II-GOLDMAN SACHS MULTI-MNGR GLOBAL EQT FUND	11.668		11.668
**D GOLDMAN SACHS TRUST II - MULTI-MANAGER INTERNL EQUITY FUND	50.906		50.906
**D GOLDMAN SACHS TRUST- GOLDMAN SACHS GLOBAL MANAGED BETA FUND	1.882		1.882
**D INTERNATIONAL MONETARY FUND	4.089		4.089
**D USAA INTERNATIONAL FUND	134.556		134.556
**D ALLIANCEBERNSTEIN GLOBAL RISK ALLOCATION FUND INC	379		379
**D THE ALLIANCEBERNSTEIN POOLING PTF - ALLIANCEB VOL MNGM PTF	1.638		1.638
**D ALLIANCEBERNST VAR PROD SER F INC.ALLIANCEB DYN ASSET ALL PTF	1.559		1.559
**D JOHN HANCOCK LIFE AND HEALTH INSURANCE COMPANY	8.106		8.106
**D METROPOLITAN LIFE INSURANCE COMPANY	6.849		6.849
**D THE CHINESE UNIV OF HK STAFF SUPERANNUATION SCHEME(1995)	441		441
**D OKLAHOMA FIREFIGHTERS PENSION &RETIREMENT SYSTEM	39.685		39.685
**D GMAM INVESTMENT FUNDS TRUST	34.956		34.956
**D GMAM GROUP PENSION TRUST II	15.632		15.632
**D AMERICAN BUREAU OF SHIPPING	65		65
**D AMERICAN CENTURY CAPITAL PTFS, INC.- AC ALTERNATIVES EQT FUND	6.060		6.060
**D PEOPLE`S BANK OF CHINA	58.234		58.234
**D JP TR SERV BK LTD ATF MATB MSCI KOKUSAI INDEX MOTHER F	3.542		3.542
**D AXA IM SMART MATCHING SOLUTIONS PUBLIC LIMITED COMPANY	3.300		3.300
**D JAPAN TRUSTEE SERV BK LTD ATF STB VA GLOBAL EQUITY FUND	26.319		26.319
**D THE MASTER TR BK OF JP LTD ATF INVESCO DEV COUNT EQ INDEX M F	18		18
**D AQR FUNDS - AQR INT RELAXED CONSTRAINT EQUITY FUND	56		56
**D ARROWSTREET MULTI-STRATEGY UMBRELLA PLC	45.869		45.869
**D GENERAL CONFERENCE CORPORATION OF SEVENTH DAY ADVENTISTS	547		547
**D THE WALT DISNEY COMPANY RETIREMENT PLAN MASTER TRUST	70.699		70.699

Pagina 15

Azionisti: 1183
Azionisti in proprio: 1Teste: 4
Azionisti in delega: 1182

DE* delega alla persona fisica sopra indicata con il numero della scheda magnetica

**D delega alla persona fisica sopra indicata con il numero della scheda magnetica (votazione effettuata alla postazione assistita)

RL* rappresentanza legale alla persona fisica sopra indicata con il numero della scheda magnetica

Assemblea Ordinaria del 28 aprile 2017

LISTA ESITO DELLE VOTAZIONE

Oggetto: **Relazione sulla remunerazione****CONTRARI**

Cognome	Tot. Voti	Proprio	Delega
**D MET INVESTOR SERIES TRUST-ALLIANC GLOBAL DYNAMIC ALL PTF	17.270		17.270
**D CAREFIRST, INC. RETIREMENT PLAN TRUST FOR GHMSI ASSETS	13.500		13.500
**D CAREFIRST, INC. RETIREMENT PLAN TRUST FOR CFMI ASSETS	12.500		12.500
**D UAW RETIREE MEDICAL BENEFITS TRUST	29.253		29.253
**D DESJARDINS CANADIAN BALANCED FUND	2.381		2.381
**D CALVERT VP EAFE INTERNATIONAL INDEX PORTFOLIO	1.726		1.726
**D CALVERT RESP INX SRS, INC.-CLVRT DVD MRKTS EX-U.S. RSP INX FD	319		319
**D CAISSE DE DEPOT ET PLACEMENT DU QUEBEC	96.338		96.338
**D CAISSE DE DEPOT ET PLACEMENT DU QUEBEC	95.310		95.310
**D THE REGENTS OF THE UNIVERSITY OF CALIFORNIA	18.552		18.552
**D THE REGENTS OF THE UNIVERSITY OF CALIFORNIA	357.048		357.048
**D THE REGENTS OF THE UNIVERSITY OF CALIFORNIA	13.302		13.302
**D THE REGENTS OF THE UNIVERSITY OF CALIFORNIA	4.099		4.099
**D THE REGENTS OF THE UNIVERSITY OF CALIFORNIA	301		301
**D VALIC COMPANY I - GLOBAL SOCIAL AWARENESS FUND	3.520		3.520
**D PYRAMIS GLOBAL LOW VOLATILITY EQUITY TRUST	2.090		2.090
**D FIDELITY BALANCED MANAGED RISK PORTFOLIO	1.274		1.274
**D FIDELITY CONSERVATIVE MANAGED RISK PORTFOLIO	556		556
**D MFS INTERNATIONAL EQUITY FUND II	66.319		66.319
**D FEDEX CORPORATION EMPLOYEES PENSION TRUST	59.802		59.802
**D THE BOEING COMPANY EMPLOYEE SAVINGS PLANS MASTER TRUST	15.893		15.893
**D UAW RETIREE MEDICAL BENEFITS TRUST	45.391		45.391
**D EATON VANCE HEXAVEST GLOBAL EQUITY FUND	1.294		1.294
**D EATON VANCE HEXAVEST INTERNATIONAL EQUITY FUND	268		268
**D GAMCO GLOBAL GROWTH FUND	26.500		26.500
**D HARBOR DIVERSIFIED INTERNATIONAL ALL CAP FUND	24.503		24.503
**D THE GENERAL MOTORS CANADA HOURLY PLAN TRUST	7.188		7.188
**D THE GENERAL MOTORS CANADA SALARIED PLAN TRUST	1.593		1.593
**D RUSSELL INVESTMENT COMPANY SELECT INTERNATIONAL EQUITY FUND	5.489		5.489
**D THE HARTFORD INTERNATIONAL GROWTH FUND	13.346		13.346
**D HARTFORD INTERNATIONAL EQUITY FUND	1.425		1.425
**D ROCHE U.S. RETIREMENT PLANS MASTER TRUST	94.151		94.151
**D HOSKING PARTNERS COLLECTIVE INVESTMENT TRUST	12.138		12.138
**D HEXAVEST EAFE EQUITY FUND	10.937		10.937
**D HEXAVEST ACWI EQUITY FUND	974		974
**D HEXAVEST WORLD EQUITY FUND	10.127		10.127
**D TIFF INVESTMENT PROGRAM, INC - TIFF MULTI-ASSET FUND	18.633		18.633
**D TIFF INVESTMENT PROGRAM, INC - TIFF MULTI-ASSET FUND	10.309		10.309
**D THE TIFF KEYSTONE FUND, L.P.	1.780		1.780
**D NATIXIS SEEYOND INTERNATIONAL MINIMUM VOLATILITY ETF	2.058		2.058
**D TRANSAMERICA GLOBAL EQUITY	20.627		20.627
**D WILLIAM BLAIR DYNAMIC DIVERSIFIED ALLOCATION FUND LLC	2.320		2.320
**D WILLIAM BLAIR INTERNATIONAL LEADERS FUND LLC	18.551		18.551
**D WILLIAM BLAIR INSTITUTIONAL INTERNATIONAL EQUITY FUND	3.380		3.380
**D WILLIAM BLAIR INTERNATIONAL EQUITY FUND	18.240		18.240

Pagina 16

DE* delega alla persona fisica sopra indicata con il numero della scheda magnetica

**D delega alla persona fisica sopra indicata con il numero della scheda magnetica (votazione effettuata alla postazione assistita)

RL* rappresentanza legale alla persona fisica sopra indicata con il numero della scheda magnetica

Azionisti: 1183

Teste: 4

Azionisti in proprio: 1

Azionisti in delega: 1182

Assemblea Ordinaria del 28 aprile 2017

LISTA ESITO DELLE VOTAZIONE

Oggetto: **Relazione sulla remunerazione****CONTRARI**

Cognome	Tot. Voti	Proprio	Delega
**D TRANSAMERICA AB DYNAMIC ALLOCATION VP	871		871
**D WILLIAM BLAIR INTERNATIONAL LEADERS FUND	75.737		75.737
**D STATE FARM MUTUAL FUND TRUST, INTERNATIONAL INDEX FUND	3.728		3.728
**D TRANSAMERICA BLACKROCK GLOBAL ALLOCATION VP	49.828		49.828
**D JANUS CAPITAL MANAGEMENT LLC	65		65
**D JOHNSON & JOHNSON PENSION & SAVINGS PLANS MASTER TRUST	18.889		18.889
**D RUSSELL INVESTMENT COMPANY PLC	331		331
**D INTECH GLOBAL ALL COUNTRY ENHANCED INDEX FUND LLC	95		95
**D SEASONS SERIES TRUST INTERNATIONAL EQUITY PORTFOLIO	2.883		2.883
**D SUNAMERICA SERIES TRUST - SA INTERNATIONAL INDEX PORTFOLIO	3.018		3.018
**D RUSSELL INSTITUTIONAL FUNDS PLC	1.281		1.281
**D DEUTSCHE EAFE EQUITY INDEX FUND	735		735
**D KP INTERNATIONAL EQUITY FUND	22.809		22.809
**D KP INTERNATIONAL EQUITY FUND	12.315		12.315
**D RHUMLINE INTERNATIONAL POOLED INDEX TRUST	826		826
**D COUNTY OF LOS ANGELES SAVINGS PLAN	7.786		7.786
**D ALLIANCEBERNSTEIN INTERNATIONAL ALL-COUNTRY PASSIVE SERIES	1.740		1.740
**D MARYLAND STATE RETIREMENT & PENSION SYSTEM	1.687		1.687
**D RUSSELL INV MULTI-ASSET FACTOR EXPOSURE FUND	2.112		2.112
**D THE MASTER TRST BK OF JP,LTD.AS TRST OF EUR GRTH STK MOTHER FD	20.500		20.500
**D MARATHON UCITS FUNDS	333.739		333.739
**D MARATHON GLOBAL FUND PUBLIC LIMITED COMPANY	60.746		60.746
**D MGI FUNDS PLC	3.563		3.563
**D MERCER QIF CCF	5.989		5.989
**D MERCER QIF FUND PLC	2.249		2.249
**D MERCER GLOBAL EQUITY FUND	3.272		3.272
**D MGI FUNDS PLC	7.487		7.487
**D MERCER QIF CCF	15.624		15.624
**D MORGAN STANLEY INSTITUTIONAL FUND TR- GL MULTI-ASSET INC PTF	52		52
**D LOCKHEED MARTIN CORP DEFINED CONTRIBUTION PLAN MASTER TRUST	55.000		55.000
**D LOCKHEED MARTIN CORP DEFINED CONTRIBUTION PLAN MASTER TRUST	3.638		3.638
**D MET INVESTORS SERIES TRUST- PANAGORA GLO DIVERSIFIED RISK PTF	868		868
**D RUSSELL INVESTMENT COMPANY PLC	1.258		1.258
**D INTECH INTERNATIONAL MANAGED VOLATILITY FUND	7.241		7.241
**D HARTFORD LIFE INSURANCE COMPANY	1.950		1.950
**D THE JAMES IRVINE FOUNDATION	10.500		10.500
**D ELECTRICAL WORKERS PENSION FUND, LOCAL 103, I.B.E.W.	14.800		14.800
**D TEXAS MUNICIPAL RETIREMENT SYSTEM	46.433		46.433
**D ALASKA COMMON TRUST FUND	4.913		4.913
**D RIDGEWORTH INTERNATIONAL EQUITY FUND	26.420		26.420
**D RUSSELL INSTITUTIONAL FUNDS LLCRUSSELL INTL EQUITY FUND	16.175		16.175
**D RUSSELL INSTITUTIONAL FUNDS,LLC-RUSSELL GLOB EQ PLUS FUND	358		358
**D EARNEST INTERNATIONAL POOLED GROUP TRUST	20.801		20.801
**D FLOURISH INVESTMENT CORPORATION	179.369		179.369
**D FLOURISH INVESTMENT CORPORATION	72.517		72.517

Pagina 17

Azionisti: 1183
Azionisti in proprio: 1Teste: 4
Azionisti in delega: 1182

DE* delega alla persona fisica sopra indicata con il numero della scheda magnetica

**D delega alla persona fisica sopra indicata con il numero della scheda magnetica (votazione effettuata alla postazione assistita)

RL* rappresentanza legale alla persona fisica sopra indicata con il numero della scheda magnetica

Assemblea Ordinaria del 28 aprile 2017

LISTA ESITO DELLE VOTAZIONE

Oggetto: **Relazione sulla remunerazione****CONTRARI**

Cognome	Tot. Voti	Proprio	Delega
**D PEOPLE`S BANK OF CHINA	114.009		114.009
**D BANK OF KOREA	363		363
**D DWS GLOBAL THEMES EQUITY FUND	4.015		4.015
**D POWER ASSETS DEFINED CONTRIBUTION SCHEME	681		681
**D PEOPLE`S BANK OF CHINA	31.717		31.717
**D GAM INVESTMENT MANAGEMENT (SWITZERLAND) AG	9.560		9.560
**D THE UNIVERSITY OF HONG KONG	679		679
**D SWISS AND GLOBAL AM AG ON BEHALF OF SSGA EUROPE EQUITY INDEX	563		563
**D SIR DAVID TRENCH FUND FOR RECREATION	168		168
**D CALIFORNIA PUBLIC EMPLOYEES RETIREMENT SYSTEM	277.844		277.844
**D CALIFORNIA PUBLIC EMPLOYEES RETIREMENT SYSTEM	26.604		26.604
**D CALIFORNIA PUBLIC EMPLOYEES RETIREMENT SYSTEM	18.799		18.799
**D CALIFORNIA STATE TEACHERS RETIREMENT SYSTEM	70.883		70.883
**D CALIFORNIA STATE TEACHERS RETIREMENT SYSTEM	111.656		111.656
**D TENNESSEE CONSOLIDATED RETIREMENT SYSTEM	46.644		46.644
**D UBS (IRL) ETF PLC	1.032		1.032
**D UAW RETIREE MEDICAL BENEFITS TRUST	20.719		20.719
**D UAW RETIREE MEDICAL BENEFITS TRUST	7.826		7.826
**D UAW RETIREE MEDICAL BENEFITS TRUST	12.379		12.379
**D UAW RETIREE MEDICAL BENEFITS TRUST	12.218		12.218
**D UAW RETIREE MEDICAL BENEFITS TRUST	5.199		5.199
**D UAW RETIREE MEDICAL BENEFITS TRUST	11.583		11.583
**D HEB BRAND SAVINGS & RETIREMENT PLAN	16.545		16.545
**D THE WELLINGTON TR COM NATIONAL ASS MULT COLLECT INV F TRUST	1.750		1.750
**D BILL AND MELINDA GATES FOUNDATION TRUST	50.464		50.464
**D WELLS FARGO BK DECL OF TR EST INV FUNDS FOR EMPLOYEE BEN TR	9.816		9.816
**D WELLS FARGOMASTER TRUST DIVERSIFIED STOCK PORTFOLIO	6.531		6.531
**D WILLIAM BLAIR INTERNATIONAL LEADERS POOLED FUND	71.117		71.117
**D WILMINGTON TRST FID SERV COMP COL INV TRST FOR EMPL BENF PLANS	10.000		10.000
**D WISDOMTREE ISSUER PUBLIC LIMITED COMPANY	11.692		11.692
**D DIVERSIFIED MARKETS (2010) POOLED FUND TRUST	3.203		3.203
**D WSIB INVESTMENTS (PUBLIC EQUITIES) POOLED FUND TRUST	260.205		260.205
**D WISDOMTREE DYNAMIC CURRENCY HEDGED EUROPE EQUITY FUND	74		74
**D WISDOMTREE DYNAMIC CURRENCY HEDGED INTRNL EQUITY FUND	6.357		6.357
**D WISDOMTREE INTERNATIONAL QUALITY DIVIDEND GROWTH FUND	848		848
**D WISDOMTREE INTERNATIONAL EQUITY FUND	16.056		16.056
**D WISDOMTREE INTERNATIONAL LARGE CAP DIVIDEND FUND	12.364		12.364
**D WISDOMTREE EUROPE HEDGED EQUITY FUND	1.133.860		1.133.860
**D WISDOMTREE EUROPE DIVIDEND GROWTH FUND	1.578		1.578
**D WISDOMTREE INTERNATIONAL HEDGED DIVIDEND GROWTH FUND	52.283		52.283
**D WISDOMTREE EUROPE HEDGED EQUITY INDEX ETF	1.108		1.108
**D WISDOMTREE INTL QUALITY DIVIDEND GROWTH INDEX ETF	1.870		1.870
**D WISDOMTREE INTL QUALITY DVD GROWTH DYNAMIC HEDGED INDEX ETF	900		900
**D MANULIFE ASSET MANAGEMENT INTERNATIONAL EQUITY INDEX POOLED F	4.367		4.367
**D SWISS & GLBL ASSET MNGMNT AG ON BHLF OF ZUR INVEST INSTIT FNDS	6.468		6.468

Pagina 18

Azionisti: 1183
Azionisti in proprio: 1Teste: 4
Azionisti in delega: 1182

DE* delega alla persona fisica sopra indicata con il numero della scheda magnetica

**D delega alla persona fisica sopra indicata con il numero della scheda magnetica (votazione effettuata alla postazione assistita)

RL* rappresentanza legale alla persona fisica sopra indicata con il numero della scheda magnetica

Assemblea Ordinaria del 28 aprile 2017LISTA ESITO DELLE VOTAZIONE
Oggetto: **Relazione sulla remunerazione****CONTRARI**

Cognome	Tot. Voti	Proprio	Delega
**D AXA WORLD FUNDS	800		800
**D AXA WORLD FUNDS	4.400		4.400
**D ALLIANZ GLOBAL INVESTORS FUND	108.460		108.460
**D BLACKROCK GLOBAL INDEX FUNDS	887		887
**D BLACKROCK GLOBAL INDEX FUNDS	2.342		2.342
**D GOLDMAN SACHS FUNDS	149		149
**D GOLDMAN SACHS FUNDS II	1.676		1.676
**D MULTIPARTNER SICAV	25.880		25.880
**D JULIUS BAER MULTISTOCK	97.334		97.334
**D MULTILABEL SICAV	102.045		102.045
**D SGK (LUX) FUND	706		706
**D GAM STAR (LUX)	100.738		100.738
**D UBS ETF	127.917		127.917
**D UBS ETF	5.809		5.809
**D UBS ETF	8.371		8.371
**D UBS ETF	7.239		7.239
**D UBS ETF	10.101		10.101
**D UBS ETF	18.849		18.849
**D UBS ETF	41.585		41.585
**D UBS ETF	4.112		4.112
**D ISHARES MSCI ACWI ETF	39.216		39.216
**D ISHARES MSCI ACWI EX US ETF	24.381		24.381
**D ISHARES EUROPE ETF	43.428		43.428
**D ISHARES MSCI EAFE GROWTH ETF	68.902		68.902
**D ISHARES MSCI EAFE ETF	867.131		867.131
**D ISHARES GLOBAL CONSUMER DISCRETIONARY ETF	8.352		8.352
**D ISHARES MSCI EUROZONE ETF	385.469		385.469
**D ISHARES MSCI ITALY CAPPED ETF	392.860		392.860
**D ISHARES MSCI KOKUSAI ETF	945		945
**D BLACKROCK MSCI WORLD INDEX FUND OF BLACKROCK FUNDS	2.588		2.588
**D BLACKROCK INST TRUST CO NA INV FUNDSFOR EMPLOYEE BENEFIT TR	263.086		263.086
**D BLACKROCK INST TRUST CO NA INV FUNDSFOR EMPLOYEE BENEFIT TR	41.343		41.343
**D BLACKROCK INST TRUST CO NA INV FUNDSFOR EMPLOYEE BENEFIT TR	19.823		19.823
**D ISHARES CORE MSCI EAFE ETF	258.135		258.135
**D ISHARES CORE MSCI TOTAL INTERNATIONAL STOCK ETF	39.883		39.883
**D ISHARES MSCI INTERNATIONAL DEVELOPED ETF	352		352
**D ISHARES MSCI WORLD ETF	2.484		2.484
**D ISHARES CORE MSCI EAFE IMI INDEX ETF	7.669		7.669
**D ISHARES MSCI EUROPE IMI INDEX ETF	2.838		2.838
**D ISHARES MSCI ACWI LOW CARBON TARGET ETF	2.698		2.698
**D ISHARES CORE MSCI EUROPE ETF	33.422		33.422
**D ISHARES INTERNATIONAL DIVIDEND GROWTH ETF	368		368
**D ISHARES EDGE MSCI INTL SIZE FACTOR ETF	114		114
**D ISHARES INTERNATIONAL FUNDAMENTAL INDEX ETF	896		896
**D BLACKROCK INST TRUST CO NA INV FUNDSFOR EMPLOYEE BENEFIT TR	89.990		89.990

Pagina 19

Azionisti: 1183
Azionisti in proprio: 1Teste: 4
Azionisti in delega: 1182

DE* delega alla persona fisica sopra indicata con il numero della scheda magnetica

**D delega alla persona fisica sopra indicata con il numero della scheda magnetica (votazione effettuata alla postazione assistita)

RL* rappresentanza legale alla persona fisica sopra indicata con il numero della scheda magnetica

Assemblea Ordinaria del 28 aprile 2017

LISTA ESITO DELLE VOTAZIONE

Oggetto: **Relazione sulla remunerazione****CONTRARI**

Cognome	Tot. Voti	Proprio	Delega
**D BLACKROCK INST TRUST CO NA INV FUNDSFOR EMPLOYEE BENEFIT TR	5.487		5.487
**D BLACKROCK INST TRUST CO NA INV FUNDSFOR EMPLOYEE BENEFIT TR	694		694
**D CONNECTICUT GENERAL LIFE INSURANCE COMPANY	644		644
**D THRIFT SAVINGS PLAN	465.195		465.195
**D BLACKROCK CDN MSCI EAFE EQUITY INDEX FUND	53.967		53.967
**D BLACKROCK CDN WORLD INDEX FUND	6.112		6.112
**D BLACKROCK CDN MSCI EAFE INDEX PLUS FUND	1.272		1.272
**D CDN MSCI WORLD EX-CANADA MINIMUM VOLATILITY INDEX FUND	776		776
**D BLACKROCK INST TRUST CO NA INV FUNDSFOR EMPLOYEE BENEFIT TR	22.288		22.288
**D BLACKROCK INST TRUST CO NA INV FUNDSFOR EMPLOYEE BENEFIT TR	4.941		4.941
**D BLACKROCK INDEX FUNDS INC.-BLACKROCK INTERNATIONAL INDEX FUND	79.353		79.353
**D ACWI EX-US INDEX MASTER PORTFOLIO OF MASTER INVESTMENT PTF	8.356		8.356
**D RUSSELL DEVELOPED EX-U.S. LARGE CAP INDEX FUND B	1.392		1.392
**D MSCI EQUITY INDEX FUND B-ITALY	79.827		79.827
**D EURO EX-UK ALPHA TITLS FUND B	3.250		3.250
**D BGI MSCI EUROPE EQUITY INDEX FUND B	50.540		50.540
**D BGI MSCI EAFE EQUITY INDEX NON-LENDABLE FUND B	50.768		50.768
**D BGI MSCI EMU IMI INDEX FUND B	161		161
**D DEVELOPED EX-FOSSIL FUEL INDEX FUND B	663		663
**D BLACKROCK MSCI EUROPE EQUITY ESG SCREENED INDEX FUND B	127		127
**D BLACKROCK MSCI WORLD EQUITY ESG SCREENED INDEX FUND B	2.830		2.830
**D EUROPEEX-CONTROVERSIAL WEAPONS EQUITY INDEX FUND B	19.203		19.203
**D RUSSELL TRUST CO COMMINGLED EMPLOYEE BENEFIT FUNDS TRUST	96.042		96.042
**D GENERAL CONFERENCE CORPORATION OF SEVENTH DAY ADVENTISTS	16.100		16.100
**D CITY OF EDMONTON EQUITY UNIT TRUST	15.077		15.077
**D THE REGENTS OF THE UNIVERSITY OF CALIFORNIA	27.666		27.666
**D BOSTON RETIREMENT SYSTEM	75.650		75.650
**D VALIC COMPANY I - INTERNATIONAL EQUITIES FUND	12.547		12.547
**D VALIC COMPANY I-INTERNATIONAL GROWTH I FUND	6.724		6.724
**D METROPOLITAN SERIES FUND- MSCI EAFE INDEX PORTFOLIO	13.581		13.581
**D STATE OF MINNESOTA	1.177		1.177
**D TRANSAMERICA INTERNATIONAL EQUITY OPPORTUNITIES	65.372		65.372
**D JOHN HANCOCK INSURANCE COMPANY OF VERMONT	797		797
**D TRANSAMERICA MFS INTERNATIONAL EQUITY VP	18.556		18.556
**D MASSMUTUAL SELECT OVERSEAS FUND	18.922		18.922
**D CONSOLIDATED EDISON RETIREMENT PLAN	17.058		17.058
**D MARYLAND STATE RETIREMENT & PENSION SYSTEM	14.759		14.759
**D MORGAN STANLEY INSTITUTIONAL FD TR - GLOBAL STRATEGIST PTF	1.055		1.055
**D THE UNIVERSAL INST F INC - GLOBAL STRATEGIST PORTFOLIO	69		69
**D ONTARIO TEACHERS PENSION PLAN BOARD	35.600		35.600
**D UNIVERSAL INVESTMENT FUNDS	33.000		33.000
**D PACIFIC SELECT FUND INTERNATIONAL LARGE CAP PORTFOLIO	110.978		110.978
**D THE WORKERS` COMPENSATION BOARD	31.934		31.934
**D CALIFORNIA STATE TEACHERS RETIREMENT SYSTEM	85.171		85.171
**D CALIFORNIA STATE TEACHERS RETIREMENT SYSTEM	700.000		700.000

Pagina 20

DE* delega alla persona fisica sopra indicata con il numero della scheda magnetica

**D delega alla persona fisica sopra indicata con il numero della scheda magnetica (votazione effettuata alla postazione assistita)

RL* rappresentanza legale alla persona fisica sopra indicata con il numero della scheda magnetica

Azionisti: 1183

Teste: 4

Azionisti in proprio: 1

Azionisti in delega: 1182

Assemblea Ordinaria del 28 aprile 2017

LISTA ESITO DELLE VOTAZIONE

Oggetto: **Relazione sulla remunerazione****CONTRARI**

Cognome	Tot. Voti	Proprio	Delega
**D TEACHER RETIREMENT SYSTEM OF TEXAS	2.591		2.591
**D NORFOLK COUNTY RETIREMENT SYSTEM	3.582		3.582
**D ISHARES PUBLIC LIMITED COMPANY	2.838		2.838
**D ISHARES II PUBLIC LIMITED COMPANY	234.304		234.304
**D ISHARES II PUBLIC LIMITED COMPANY	122.207		122.207
**D ISHARES PUBLIC LIMITED COMPANY	71.041		71.041
**D ISHARES III PUBLIC LIMITED COMPANY	42.535		42.535
**D ISHARES PUBLIC LIMITED COMPANY	25.816		25.816
**D ISHARES II PUBLIC LIMITED COMPANY	1.891		1.891
**D ISHARES III PUBLIC LIMITED COMPANY	7.220		7.220
**D ISHARES V PUBLIC LIMITED COMPANY	3.919		3.919
**D ISHARES V PUBLIC LIMITED COMPANY	1.611		1.611
**D ISHARES VI PUBLIC LIMITED COMPANY	2.215		2.215
**D ISHARES VI PUBLIC LIMITED COMPANY	69.309		69.309
**D ISHARES IV PUBLIC LIMITED COMPANY	2.564		2.564
**D ISHARES VII PLC	58.859		58.859
**D ISHARES VII PLC	61.544		61.544
**D ISHARES VII PLC	3.825		3.825
**D ISHARES VII PLC	1.322		1.322
**D ISHARES PUBLIC LIMITED COMPANY	1.918		1.918
**D ABN AMRO MULTI-MANAGER FUNDS	10.941		10.941
**D BLACKROCK AM DE FOR ISHARES EURO STOXX UCITS ETF (DE)	72.779		72.779
**D BLACKROCK AM DE FOR ISHS STOXX EUROPE LARGE 200 UCITS ETF (DE)	1.938		1.938
**D ISHARES I INV MIT TGV ISHS ST EU600 PERS+HOUSEH.GDS UCITS ETF	24.136		24.136
**D BLACKROCK AM DE FOR ISHARES STOXX EUROPE 600 UCITS ETF (DE)	128.492		128.492
**D BLACKROCK AM SCHWEIZ AG OBO BIFS WORLD EX SWITZ EQ INDEX FUND	805		805
**D AQR GLOBAL LONG-SHORT QUITTY FUND	1.552		1.552
**D ARAB BANK FOR ECONOMIC DEVELOPMENT IN AFRICA	3.062		3.062
**D THE TRUSTEES OF MITCHELLS AND BUTLERS CIF	17.493		17.493
**D SCOTTISH WIDOWS INV SOLUTIONS F ICVC- EUROPEAN (EX UK) EQ FD	37.802		37.802
**D THE TRUSTEES OF CONOCOPHILLIPS PENSION PLAN	4.426		4.426
**D BRUNEI INVESTMENT AGENCY	10.504		10.504
**D BNY MELLON TR+DEP ATF ST. JAMES`S PLACE GLOBAL EQ UNIT TR	45.911		45.911
**D BNY MELLON T+D ATF ST. JAMES`S PLACE WORLDWIDE OPP UNIT TR	1.036.141		1.036.141
**D THE TRUSTEES OF JOHNSON & JOHNSON UK GROUP RETIREMENT PLAN	10.099		10.099
**D F+C INSTITUTIONAL INVESTMENT FUNDS ICVC- INST GLB EQ F	11.810		11.810
**D THE TRUSTEES OF GOLDMAN SACHS UK RETIREMENT PLAN	3.314		3.314
**D STICHTING PHILIPS PENSIOENFONDS	20.803		20.803
**D GOVERNMENT INSTITUTIONS PENSION FUND	16.171		16.171
**D THE TRUSTEES OF SAL PENSION SCHEME	1.307		1.307
**D EATON VANCE (AUSTRALIA) HEXAVEST ALL-COUNTRY GL EQUITY FUND	1.711		1.711
**D FIRST STATE SUPERANNUATION SCHEME	29.598		29.598
**D AXA IM ACWI SMARTBETA EQUITY FUND	800		800
**D RETAIL EMPLOYEES SUPERANNUATION TRUST	331.273		331.273
**D SUNSUPER SUPERANNUATION FUND	24.245		24.245

Pagina 21

Azionisti: 1183
Azionisti in proprio: 1Teste: 4
Azionisti in delega: 1182

DE* delega alla persona fisica sopra indicata con il numero della scheda magnetica

**D delega alla persona fisica sopra indicata con il numero della scheda magnetica (votazione effettuata alla postazione assistita)

RL* rappresentanza legale alla persona fisica sopra indicata con il numero della scheda magnetica

Assemblea Ordinaria del 28 aprile 2017

LISTA ESITO DELLE VOTAZIONE

Oggetto: **Relazione sulla remunerazione****CONTRARI**

Cognome	Tot. Voti	Proprio	Delega
**D UBS IQ MSCI WORLD EX AUSTRALIA ETHICAL ETF	118		118
**D UBS IQ MSCI EUROPE ETHICAL ETF	115		115
**D VFMC INTERNATIONAL EQUITY TRUST1	4.498		4.498
**D VFMC INTERNATIONAL EQUITY TRUST2	8.995		8.995
**D ARROWSTREET (CANADA) GLOBAL GLOBAL WORLD ALPHA EXTENSION FUND I	12.366		12.366
**D CANADA PENSION PLAN INVESTMENT BOARD	40.746		40.746
**D NISSWA MASTER FUND	100		100
**D AQR DELTA MASTER ACCOUNT LP ELIAN FIDUCIARY SERVICES (CAYMAN) LIMITED	693.397		693.397
**D GUIDESTONE FUNDS INTERNATIONAL EQUITY FUND	2.977		2.977
**D AMERICAN LEBANESE SYRIAN ASSOCIATED CHARITIES, INC	37.250		37.250
**D ANNE RAY FOUNDATION	3.108		3.108
**D TRUST UNDER EXECUTIVE BENEFIT PL FOR CERTAIN BELLSOUTH CO	13.100		13.100
**D BECHTEL NR PROGRAM PENSION MASTER TRUST	25.360		25.360
**D BECHTEL NR PROGRAM PENSION MASTER TRUST	29.645		29.645
**D CHURCH OF ENGLAND INVESTMENT FUND FOR PENSIONS	3.137		3.137
**D CITY OF MILWAUKEE DEFERRED COMPENSATION PLAN	10.925		10.925
**D FRANCISCAN ALLIANCE, INC	25.106		25.106
**D 1199SEIU GREATER NEW YORK BENEFIT FUND	2.850		2.850
**D THE JEREMY H. GUTH PROTECTIVE TRUST	364		364
**D JULIA IRENE KAUFFMAN REVOCABLE TRUST	2.020		2.020
**D 1998 LINDSAY DAVIDSON SHEA PROTECTIVE TRUST	156		156
**D LINDSAY DAVIDSON SHEA PROTECTIVE TRUST #2	269		269
**D MARGARET A. CARGILL FOUNDATION	1.542		1.542
**D MICHIGAN CATHOLIC CONFERENCE MASTER PENSION TRUST	779		779
**D MURIEL MCBRIEN KAUFFMAN FOUNDATION	3.685		3.685
**D ASCENSION HEALTHCARE MASTER PENSION TRUST	46.800		46.800
**D NORTHWESTERN UNIVERSITY	6.832		6.832
**D OLGA M. WHEELER TRUST 1976 FBO E. LINDSAY DAVIDSON SHEA	206		206
**D PLEIADES TRUST	3.266		3.266
**D CITY OF PONTIAC GENERAL EMPLOYEES RETIREMENT SYSTEM	14.411		14.411
**D RETIREMENT PLAN FOR CITY OF TAMPA GENERAL EMPLOYEES	22.600		22.600
**D THEODORE SPENCER REVOCABLE TRUST	442		442
**D WEBDAV DESCENDANTS, LLC	1.228		1.228
**D BANK OF BOTSWANA	1.537		1.537
**D CHEVRON MASTER PENSION TRUST	87.232		87.232
**D CHEVRON UK PENSION PLAN	1.838		1.838
**D A.I.DUPONT TESTAMENTARY TRUST	3.542		3.542
**D GENERAL PENSION AND SOCIAL SECURITY AUTHORITY	4.952		4.952
**D 1199SEIU NAT BEN FUND FOR HEALTH AND HUMAN SERVICE EMPLOYEES	12.295		12.295
**D INTEGRYS ENERGY GROUP RETIREMENT PLAN TRUST	16.932		16.932
**D OAKLAND POLICE AND FIRE RETIREMENT SYSTEM	2.769		2.769
**D WILSHIRE INTERNATIONAL EQUITY FUND	38.142		38.142
**D WISCONSIN ENERGY CORPORATION MASTER RETIREMENT TRUST	12.557		12.557
**D BEAT DRUGS FUND ASSOCIATION	253		253
**D ASCENSION ALPHA FUND, LLC	82.635		82.635

Pagina 22

Azionisti: 1183
Azionisti in proprio: 1Teste: 4
Azionisti in delega: 1182

DE* delega alla persona fisica sopra indicata con il numero della scheda magnetica

**D delega alla persona fisica sopra indicata con il numero della scheda magnetica (votazione effettuata alla postazione assistita)

RL* rappresentanza legale alla persona fisica sopra indicata con il numero della scheda magnetica

Assemblea Ordinaria del 28 aprile 2017

LISTA ESITO DELLE VOTAZIONE

Oggetto: **Relazione sulla remunerazione****CONTRARI**

Cognome	Tot. Voti	Proprio	Delega
**D CARNELIAN INVESTMENT MANAGEMENT LLC	6.342		6.342
**D STATES OF JERSEY COMMON INVESTMENT FUND	1.360		1.360
**D THE DILLON FUND	1.400		1.400
**D PYRAMIS GLOBAL EX U.S.INDEX FUND LP	18.504		18.504
**D FISHER INV INST GRP ALL FOREIGN EQ FND,A SRS OF FISHER INV T	2.600		2.600
**D FISHER INVESTMENTS TRUST	91.300		91.300
**D GLOBAL THEMATIC EQUITY LP	35.908		35.908
**D INTERVENTURE EQUITY INVESTMENTS LIMITED	2.374		2.374
**D JFL INTERNATIONAL EQUITY FUND LLC	9.143		9.143
**D JIK INVESTMENTS, L.P	3.025		3.025
**D LEGAL & GENERAL MSCI EAFE FUND, LLC	6.912		6.912
**D RDM LIQUID LLC	6.558		6.558
**D SUSTAINABLE INSIGHT GLOBAL ESG PASSIVE PLUS FUND, LLC	100		100
**D K INVESTMENTS SH LIMITED	24.235		24.235
**D LEGAL & GENERAL MSCI EAFE SL FUND, LLC	5.811		5.811
**D UNITED NATIONS JOINT STAFF PENSION FUND	700.355		700.355
**D THE MARATHON-LONDON INTERNATIONAL INVESTMENT TRUST I	665.235		665.235
**D THE MARATHON-LONDON GLOBAL INVESTMENT TRUST I	3.822		3.822
**D NATIONAL COUNCIL FOR SOCIAL SECURITY FUND, P.R.C	18.871		18.871
**D FIDELITY SALEM STREET TRUST: FIDELITY FLEX INTERN INDEX FUND	19		19
**D FIDELITY SALEM STREET TRUST FIDELITY SERIES GLOBAL EX U.S. INDEX FUND	37.037		37.037
**D NORTHERN TRUST - FULLY TAXED ACCT	1.206		1.206
**D PEPSICO CANADA ULC MASTER TRUST	8.872		8.872
**D BLUE SKY GROUP	69.887		69.887
**D NEW ZEALAND SUPERANNUATION FUND	9.762		9.762
**D ACT CHIEF MINISTER, TREAS AND ECO DEV DIR SUPERANN PROV ACC	5.639		5.639
**D GOVERNMENT EMPLOYEES SUPERANNUATION BOARD	3.099		3.099
**D MERCER PASSIVE INTERNATIONAL SHARES FUND	3.742		3.742
**D MERCER OSS TRUST	3.640		3.640
**D AMERICAN COLLEGE OF SURGEONS	8.792		8.792
**D BELLSOUTH CORPORATE TRUST UNDER EXECUTIVE BENEFIT PLAN(S)	24.000		24.000
**D BELLSOUTH CORP TR UNDER EX BEN PL FOR MOBILE SYSTEMS EXECUT	6.000		6.000
**D BELLSOUTH CORP TR UNDER EX BEN PL FOR ADV AND PUBLISHING	3.000		3.000
**D BRISTOL-MYERS SQUIBB COMPANY MASTER RETIREMENT TRUST	5.265		5.265
**D CLEARWATER INTERNATIONAL FUND	25.420		25.420
**D THE WILLIAM & MARY INVESTMENT TRUST	7.226		7.226
**D HESS CORPORATION EMPLOYEES` PENSION PLAN	36.990		36.990
**D HUBBELL INCORPORATED MASTER PENSION TRUST	116		116
**D STATE OF IDAHO ENDOWMENT FUND INVESTMENT BOARD	52.485		52.485
**D THE JOYCE FOUNDATION	1.880		1.880
**D LOCKHEED MARTIN CORPORATION MASTER RETIREMENT TRUST	152.510		152.510
**D MICHIGAN CATHOLIC CONFERENCE	241		241
**D NORTHERN FUNDS MULTI-MANAGER INTERNATIONAL EQUITY FUND	123.645		123.645
**D PEPSICO, INC. MASTER TRUST	28.284		28.284
**D MASTER TR AGREE BETWEEN PFIZER INC AND THE NORTHERN TR CO	5.022		5.022

Pagina 23

DE* delega alla persona fisica sopra indicata con il numero della scheda magnetica

**D delega alla persona fisica sopra indicata con il numero della scheda magnetica (votazione effettuata alla postazione assistita)

RL* rappresentanza legale alla persona fisica sopra indicata con il numero della scheda magnetica

Azionisti: 1183

Teste: 4

Azionisti in proprio: 1

Azionisti in delega: 1182

Assemblea Ordinaria del 28 aprile 2017

LISTA ESITO DELLE VOTAZIONE

Oggetto: **Relazione sulla remunerazione****CONTRARI**

Cognome	Tot. Voti	Proprio	Delega
**D PRESBYTERIAN CHURCH (USA) FOUNDATION	427		427
**D ST. JOSEPH HEALTH SYSTEM	534		534
**D TYCO ELECTRONICS DEFINED BENEFIT PLANS MASTER TRUST	35.104		35.104
**D THE MARATHON LONDON GROUP TRUST FOR EMPLOYEE BENEFIT PLANS	1.675.907		1.675.907
**D USAA MASTER TRUST (PENSION AND RSP)	5.448		5.448
**D CAMPBELL PENSION PLANS MASTER RETIREMENT TRUST	4.141		4.141
**D EAST BAY MUNICIPAL UTILITY DISTRICT	18.435		18.435
**D STICHTING INSTITUUT GAK	500		500
**D 1199 SEIU HEALTH CARE EMPLOYEES PENSION FUND	36.800		36.800
**D IDAHO NATIONAL LABORATORY EMPLOYEE RETIREMENT PLAN	21.700		21.700
**D LOS ANGELES CITY EMPLOYEES RETIREMENT SYSTEM	16.710		16.710
**D CITY OF LOS ANGELES FIRE AND POLICE PENSION PLAN	100.267		100.267
**D MIDWEST OPERATING ENGINEERS PENSION TRUST FUND	100.000		100.000
**D MONTGOMERY COUNTY EMPLOYEES` RETIREMENT SYSTEM	9.682		9.682
**D NORTH DAKOTA STATE INVESTMENT BOARD	140.860		140.860
**D NEW YORK STATE NURSES ASSOCIATION PENSION PLAN	112.169		112.169
**D SAN FRANCISCO CITY & COUNTY EMPLOYEES` RETIREMENT SYSTEM	115.175		115.175
**D FIREMEN`S RETIREMENT SYSTEM OF ST. LOUIS	18.745		18.745
**D UTAH STATE RETIREMENT SYSTEMS	27.038		27.038
**D HSBC INTERNATIONAL EQUITY POOLED FUND	14.288		14.288
**D M-L INTERNATIONAL INVESTMENT FUND	163.545		163.545
**D HALIFAX REGIONAL MUNICIPALITY MASTER TRUST	4.026		4.026
**D NAV CANADA PENSION PLAN	3.903		3.903
**D OPSEU PENSION PLAN TRUST FUND	10.586		10.586
**D COMMONWEALTH SUPERANN CORP ATF ARIA INVESTMENTS TR	13.818		13.818
**D IBM DIVERSIFIED GLOBAL EQUITY FUND	5.222		5.222
**D NATIONAL WESTMINSTER BANK PLC AS TRUSTEE OF KES STRAT INV F	1.824		1.824
**D ESSEX COUNTY COUNCIL PENSION FUND	16.104		16.104
**D THE TRUSTESS OF IBM PENSION PLAN	5.685		5.685
**D STICHTING PENSIOENFONDS IBM NEDERLAND	2.364		2.364
**D STICHTING PENSIOENFONDS VAN DE METALEKTRO (PME)	73.501		73.501
**D PUBLIC EMPLOYEES RETIREMENT ASSOCIATION OF COLORADO	50.472		50.472
**D COMMONWEALTH GLOBAL SHARE FUND 29	671		671
**D HSBC UCITS COMMON CONTRACTUAL FUND	1.033		1.033
**D BARING GLOBAL OPPORTUNITIES UMBRELLA FUND	997		997
**D HOSKING GLOBAL FUND PLC	127.992		127.992
**D LEGAL & GENERAL GLOBAL EQUITY INDEX FUND	507		507
**D LEGAL AND GENERAL EUROPEAN TRUST	92.675		92.675
**D NAT WEST BK AS TRUSTEE OF LEGAL & GENERAL EUROPEAN INDEX TR	89.055		89.055
**D NAT WEST BK PLC AS TRUSTEE OF THE LEGAL & GENERAL INT IND TR	8.839		8.839
**D LEGAL & GENERAL ICAV	1.287		1.287
**D LEGAL & GENERAL AUTHORISED CONTRACTUAL SCHEME	2.203		2.203
**D MARATHON UCITS COMMON CONTRACTUAL FUND	11.715		11.715
**D ILLINOIS STATE BOARD OF INVESTMENT	18.348		18.348
**D BANCO NACIONAL DE PANAMA, ACTING AS TRUSTEE OF THE FIDEICOMISO DE FONDO DE AHORRO DE PANAMA	1.235		1.235

Pagina 24

Azionisti: 1183
Azionisti in proprio: 1Teste: 4
Azionisti in delega: 1182

DE* delega alla persona fisica sopra indicata con il numero della scheda magnetica

**D delega alla persona fisica sopra indicata con il numero della scheda magnetica (votazione effettuata alla postazione assistita)

RL* rappresentanza legale alla persona fisica sopra indicata con il numero della scheda magnetica

Assemblea Ordinaria del 28 aprile 2017

LISTA ESITO DELLE VOTAZIONE

Oggetto: **Relazione sulla remunerazione****CONTRARI**

Cognome	Tot. Voti	Proprio	Delega	
**D	STICHTING BEDRIJFST VOOR HET SCHOONMAAK EN GLAZ	4.403		4.403
**D	KOMMUNAL LANDSPENSJONSKASSE GJENSIDIG FORSIKRINGSSELSKAP	11.207		11.207
**D	STICHTING PENSOENFONDS CAMPINA	1.227		1.227
**D	STICHTING BEDRIJFST VOOR HET BEROEPSVERVOER OVER DE WEG	212.382		212.382
**D	STICHTING PENSOENFONDS ING	10.264		10.264
**D	VERDIPAPIRFONDET KLP AKSJEGLOBAL INDEX 1	24.967		24.967
**D	VERDIPAPIRFONDET KLP AKSJEEUROPA INDEKS 1	10.360		10.360
**D	STG PFDS CORP EXPRESS MANDAAT ALLIANCE CAPITA	483		483
**D	STG PFDS ACHMEA MANDAAT BLACKROCK	8.660		8.660
**D	STG BEDRIJFSTAKPFDS V H	2.128		2.128
**D	ST BDFDS VD LANDBOUW MANDAAT BLACKROCK	55.370		55.370
**D	STG BFF VD DETAILHANDEL MND BLACKROCK MSCI EMEA	29.933		29.933
**D	AMUNDI SIF EUROPEAN EQUITY INDEX FUND	616		616
**D	AMUNDI FUNDS EQUITY GLOBAL LUXURY LIFESTYLE	31.858		31.858
**D	AMUNDI FUNDS EQUITY EURO RISK PARITY	9.406		9.406
**D	FONDACO ROMA EURO BALANCED CORE	74		74
**D	G FUND TOTAL RET. ACTIONS ALL CAP EUROPE	43.400		43.400
**D	FONDAZIONE ROMA SIF - EQUITY SLEEV	1.099		1.099
**D	ACTIF CANTON CREDIT AGRICOLE	961.000		961.000
**D	ACTIF CANTON LCL	145.250		145.250
**D	FCP GROUPAMA PHARMA DIVERSIFIE	7.700		7.700
**D	FCP CONTI GESTION	5.500		5.500
**D	IBM FRANCE	3.664		3.664
**D	FCP HAMELIN DIVERSIFIE FLEX II	2.617		2.617
**D	GRD ACTIONS ZONE EURO	15.646		15.646
**D	BNP PARIBAS APOLLINE ACTIONS EURO	54.858		54.858
**D	FCP PHARMA PARFRANCE	36.051		36.051
**D	FCP ECUREUIL RETRAITE ACTIONS 3	40.819		40.819
**D	FCP FMS 1	20.958		20.958
**D	CNP ACP ACTIONS LT	9.935		9.935
**D	FCP CARPIMKO EUROPE	8.648		8.648
**D	FCP CNP GGR	1.455		1.455
**D	FCP CG ACTIONS EUROPE	62.376		62.376
**D	FCP RSI EURO P	22.694		22.694
**D	FCP ICARE	2.374		2.374
**D	FCP CARPIMKO ACTIONS LO	80.000		80.000
**D	FCP AVE 620	1.000		1.000
**D	FCP NOBC SAPAR	4.500		4.500
**D	FCP AMUNDI HORIZON	7.986		7.986
**D	ROTONDE	4.600		4.600
**D	FCP VILLIERS DIAPASON	7.949		7.949
**D	FCP PORTFOLIO LCR ACTIONS	4.723		4.723
**D	PALATINE ASSET MANAGEMENT S.A.	57.000		57.000
**D	FCP GROUPAMA EUROPE STOCK	400		400
**D	FCP GRANDE EUROPE	8.660		8.660

Pagina 25

Azionisti: 1183
Azionisti in proprio: 1Teste: 4
Azionisti in delega: 1182

DE* delega alla persona fisica sopra indicata con il numero della scheda magnetica

**D delega alla persona fisica sopra indicata con il numero della scheda magnetica (votazione effettuata alla postazione assistita)

RL* rappresentanza legale alla persona fisica sopra indicata con il numero della scheda magnetica

Assemblea Ordinaria del 28 aprile 2017LISTA ESITO DELLE VOTAZIONE
Oggetto: **Relazione sulla remunerazione****CONTRARI**

Cognome	Tot. Voti	Proprio	Delega
**D ASSURDIX	15.088		15.088
**D ABP DIVERSIFIE	103.115		103.115
**D FCP AMUNDI ETF MSCI EUROPE EX EMU PEA UCITS ETF	63.154		63.154
**D RENAISSANCE EUROPE	614.148		614.148
**D CPR SILVER AGE	205.831		205.831
**D ECOFI ACTIONS SCR	6.545		6.545
**D FCP COLOMBES 6	5.790		5.790
**D ATOUT EUROPE CORE +	6.141		6.141
**D ATOUT EUROPE SMART BETA	1.936		1.936
**D AMUNDI ACTIONS INTLES SMART BE	78		78
**D LCL ACTIONS EUROPE SMART BETA	676		676
**D LCL ACTIONS EUROPE CORE +	2.564		2.564
**D SICAV BBM V-FLEX	16.501		16.501
**D FCP BEST BUSINESS MODELS	180.000		180.000
**D PALATINE MEDITERRANEA SICAV	2.000		2.000
**D SICAV UNIGESTION	21.000		21.000
**D SICAV CONSERVATEUR UNISIC	20.000		20.000
**D FCP ARCA FLORILEGE	7.000		7.000
**D BRIDGEWATER PURE ALPHA TRADING COMPANY II, LTD	360.312		360.312
**D TORON CAPITAL MARKETS INC. .	475		475
**D CIDEL ASSET MANAGEMENT INC	1.208		1.208
**D CF INTERNATIONAL STOCK INDEX FUND ONE	10.977		10.977
**D DT INTERNATIONAL STOCK INDEX FUND ONE	13.210		13.210
**D FCP EXPERT DIVERSIFIE	11.201		11.201
**D FCP AUDIENS A3	13.076		13.076
**D RUSSELL OVERSEAS EQUITY FUND	13.840		13.840
**D RUSSELL OVERSEAS EQUITY POOL .	12.642		12.642
**D EAFE EQUITY FUND .	20.362		20.362
**D BRUCE POWER PENSION PLAN	76.709		76.709
**D CN CANADIAN MASTER TRUST FUND .	738.500		738.500
**D CANADIAN PACIFIC RAILWAY COMPANY PENSION PLAN	65.067		65.067
**D ONTARIO POWER GENERATION INC .	34.446		34.446
**D THE ROYAL INST FOR THE ADVANCEMENT OFLEARNING MCGILL UNIVERSITY	2.239		2.239
**D BNY MELLON EMPLOYEE BENEFIT COLLECTIVE INVESTMENT FUND PLAN	134.749		134.749
**D FRONTIERS INTERNATIONAL EQUITY POOL	4.066		4.066
**D COUNSEL DEFENSIVE GLOBAL EQUITY	226		226
**D BMO MSCI EAFE INDEX ETF	11.400		11.400
**D BMO MSCI EUROPE HIGH QUALITY HEDGED TO CAD INDEX ETF	15.381		15.381
**D BMO LOW VOLATILITY INTERNATIONALEQUITY ETF	42.476		42.476
**D BMO GLOBAL CONSUMER STAPLES HEDGED TO CAD INDEX ETF 100	143		143
**D MCGILL UNIVERSITY PENSION FUND	1.705		1.705
**D PUBLIC SERVICE PENSION PLAN FUND	52.007		52.007
**D TEACHERS` PENSION PLAN FUND	54.334		54.334
**D ONTARIO POWER GENERATION INC. PENSION PLAN	44.456		44.456
**D OFFICE OF THE PUBLIC GUARDIAN AND TRUSTEE-DIVERSIFIED FUND	4.800		4.800

Pagina 26

Azionisti: 1183
Azionisti in proprio: 1Teste: 4
Azionisti in delega: 1182

DE* delega alla persona fisica sopra indicata con il numero della scheda magnetica

**D delega alla persona fisica sopra indicata con il numero della scheda magnetica (votazione effettuata alla postazione assistita)

RL* rappresentanza legale alla persona fisica sopra indicata con il numero della scheda magnetica

Assemblea Ordinaria del 28 aprile 2017

LISTA ESITO DELLE VOTAZIONE
 Oggetto: **Relazione sulla remunerazione**

CONTRARI

Cognome	Tot. Voti	Proprio	Delega
**D STATE OF WISCONSIN INVESTMENT BOARD	59.085		59.085
**D TD EMERALD INTERNATIONAL EQUITYINDEX FUND	39.755		39.755
**D DUKE UNIVERSITY	5.579		5.579
**D TD EUROPEAN INDEX FUND .	1.211		1.211
**D TD INTERNATIONAL EQUITY INDEX ETF	59		59
**D PUBLIC SECTOR PENSION INVESTMENT BOARD	41.938		41.938
**D IMPERIAL INTERNATIONAL EQUITY POOL	175.032		175.032
**D IMPERIAL OVERSEAS EQUITY POOL	7.474		7.474
**D IMPERIAL OVERSEAS EQUITY POOL	167		167
**D BMO PRIVATE INTERNATIONAL EQUITY PORTFOLIO	172.222		172.222
**D CIBC INTERNATIONAL INDEX FUND	2.459		2.459
**D CIBC EUROPEAN INDEX FUND	980		980
**D CIBC POOLED INTERNATIONAL EQUITY INDEX FUND	2.534		2.534
**D AMUNDI INDEX SOLUTIONS	364		364
8 CARDARELLI ANGELO.			
**D DEUTSCHE BANK TRUST COMPANY AMERICAS	4.964.131		4.964.131
Totale voti	64.989.772		
Percentuale votanti %	16,297767		
Percentuale Capitale %	13,415214		

Assemblea Ordinaria del 28 aprile 2017

LISTA ESITO DELLE VOTAZIONE
 Oggetto: **Relazione sulla remunerazione**

ASTENUTI

	Cognome	Tot. Voti	Proprio	Delega
7	CARDARELLI ANGELO			
**D	PENSION TRUST FUND FOR OPERATING ENGINEE	80.000		80.000
**D	AREVA DIVERSIFIE OBLIGATAIRE	9.485		9.485
**D	NATIXIS ASSET MANAGEMENT SA	16.684		16.684
**D	FCP MISTRAL 1	9.304		9.304
**D	FCP MIROVA EURO SUSTAINABLE EQUITY	200.496		200.496
8	CARDARELLI ANGELO.			
**D	DEUTSCHE BANK TRUST COMPANY AMERICAS	182.965		182.965
Totale voti	498.934			
Percentuale votanti %	0,125120			
Percentuale Capitale %	0,102990			

Assemblea Ordinaria del 28 aprile 2017

LISTA ESITO DELLE VOTAZIONE
 Oggetto: **Relazione sulla remunerazione**

NON VOTANTI

	Cognome	Tot. Voti	Proprio	Delega
7	CARDARELLI ANGELO			
**D	ROCKEFELLER & CO., INC	13.040		13.040
Totale voti	13.040			
Percentuale votanti %	0,003270			
Percentuale Capitale %	0,002692			

Assemblea Ordinaria del 28 aprile 2017

LISTA ESITO DELLE VOTAZIONE

Oggetto: **Relazione sulla remunerazione**

FAVOREVOLI

Cognome	Tot. Voti	Proprio	Delega
**D FCP IRP AUTO ACTIONS EU	44.150		44.150
**D FCP SAKKARAH 2	10.600		10.600
**D FCP SAKKARAH 5	15.900		15.900
**D FCP SAINT MARTIN 3	54.150		54.150
**D FCP HP ACTIONS LAZARD	57.950		57.950
**D BPOPF M AND D TWO	120.700		120.700
**D AUSTRALIAN CATHOLIC SUPERAN RETIREM FUND	1.522		1.522
**D TCRPIM INDEXED INT SHARE(UNHEDGED) F	1.842		1.842
**D WHOLESALE UNIT TRUST MSCI GLOB INDEX SHS	1.722		1.722
**D ALPHA UCITS SICAV	50.000		50.000
**D QUAESTIO CAPITAL FUND	695		695
**D SWISS RE EUROPE S.A	80.000		80.000
**D NFS LIMITED TRAFALGAR COURT LES BANQUES	6.723		6.723
**D THE THOMSON HOLDINGS INC.GROUP PENSION P	24.000		24.000
**D GAMMA EMIRATES INVESTMENT L.L.C. EM	449		449
**D JPMORGAN CHASE BANK N.A.	838		838
**D ACCIDENT COMPENSATION CORPORATION	120.500		120.500
**D IBM PERSONAL PENSION PLAN TRUST	934		934
**D SOCIAL INSURANCE ORGANIZATION	54.900		54.900
**D BANCO CENTRAL DE TIMOR EST	15.092		15.092
**D SUPERANNUATION FUNDS MANAGEMENT CORPORATION OF SOUTH AUSTRALIA	148.000		148.000
**D EUROPACIFIC GROWTH FUND	2.280.000		2.280.000
**D QANTAS SUPERANNUATION PLAN	4.803		4.803
**D SBC MASTER PENSION TRUST SBC MASTER PENSION TRUST 208	6.860		6.860
**D FLEXSHARES MORNINGSTAR DEVELOPED MARKETS	3.510		3.510
**D SBC MASTER PENSION TRUST	10.863		10.863
**D FUNDACAO CALOUSTE GULBENKIAN	2.144		2.144
**D THE MASTER TRUST BANK OF JAPAN LTD	192.571		192.571
**D SOMERSET COUNTY COUNCIL PENSION FUND	64.657		64.657
**D MASTER TRUST BANK OF JAPAN, LTD. PENSION	214.179		214.179
**D JUPITER EUROPEAN OPPORTUNITIES TRUST PLC	246.551		246.551
**D BUREAU OF LABOR FUNDS- LABOR PENSION FUND	2.503		2.503
**D THE MASTER TRUST BANK OF JAPAN	3.901		3.901
**D BUREAU OF LABOR FUNDS-LABOR INSURANCE FUND	780		780
**D STATE OF WYOMING	7.394		7.394
**D KATHERINE C. MOORE CHARITABLE LEAD ANNUITY TRUST II	471		471
**D THE RANDOLPH FOUNDATION	3.190		3.190
**D THE KATHERINE MOORE REVOCABLE TRUST	541		541
**D FM KIRBY DTD TRUST 1/3/75 FBO JEFFERSON W KIRBY	185		185
**D DFC GLOBAL EQUITY FUND	17.392		17.392
**D RBC TOR POOLED CLTS A/C	2.800		2.800
**D VANGUARD GLOBAL EQUITY FUND	16.703		16.703
**D VANGUARD EUROPEAN STOCK INDEX FUND	285.815		285.815
**D VANGUARD DEVELOPED MARKETS INDEX FUND	720.266		720.266
**D VANGUARD TOTAL WORLD STOCK INDEX FUND	35.325		35.325

Pagina 31

Azionisti: 387
 Azionisti in proprio: 18

Teste: 28
 Azionisti in delega: 369

DE* delega alla persona fisica sopra indicata con il numero della scheda magnetica

**D delega alla persona fisica sopra indicata con il numero della scheda magnetica (votazione effettuata alla postazione assistita)

RL* rappresentanza legale alla persona fisica sopra indicata con il numero della scheda magnetica

Assemblea Ordinaria del 28 aprile 2017

LISTA ESITO DELLE VOTAZIONE

Oggetto: **Relazione sulla remunerazione****FAVOREVOLI**

Cognome	Tot. Voti	Proprio	Delega
**D VANGUARD FTSE ALL-WORLD EX US INDEX FUND	239.609		239.609
**D VANGUARD FUNDS PLC	33.787		33.787
**D VANGUARD INVESTMENT SERIES, PLC	240.911		240.911
**D CONSTRUCTION AND BUILDING UNIONS SUPERAN	1		1
**D VANGUARD INTERNATIONAL SHARE INDEX FUND	44.352		44.352
**D ONEPATH LOW VOLATILITY GLOBAL EQ IN POOL	8.381		8.381
**D ONEPATH GLOBAL SHARES LARGE CAP UNHEDGED	19.047		19.047
**D CARBON AWARE INTERNATIONAL SHARES FUND	2.222		2.222
**D VANGUARD TOTAL INTERNATIONAL STOCK INDEX	1.949.351		1.949.351
**D VANGUARD FID COMPANY EUROPEAN STOCK INDE	9.730		9.730
**D SC EUROPEAN EQUITIES PASSIVE FUND	2.012		2.012
*** DEL VECCHIO CLAUDIO	2.831.000		2.831.000
**D PRHF PHS HARDING LOEVNER	18.000		18.000
**D SUBSIDIZED SCHOOLS P FUND NORTHERN	4.205		4.205
**D PRU INV PRT INC PRU BALANCED FD	339		339
**D DEP QF SSGA NONUS EQUITY H1	1.197		1.197
**D DEP QF SSGA NONUS EQUITY R2	1.546		1.546
**D DEP QF SSGA NONUS EQUITY B1	764		764
**D DEP QF SSGA NONUS EQUITY B2	927		927
**D DAEC NQ SSGA TAX	290		290
**D DAEC Q SSGA INTL TC	274		274
**D PB SSGA INTL EQ TAX	2.146		2.146
**D PS6F STATE STREET INTL EQ	8.047		8.047
**D SEMPRA ENERGY PENSION MASTER TRUST	5.963		5.963
**D PMRF PHS PENSION HARDING	6.000		6.000
**D USMIA GLOBAL EQUITY	607		607
**D BOA OMNIBUS PERAMETRIC	1.818		1.818
**D SYPF HARDING LOEVNER	21.300		21.300
**D BELLSOUTH CORP RFA VEBA TRUST	5.431		5.431
**D MNVF SSGA INTL EQUITY	916		916
**D SHELL PENSION TRUST .	8.932		8.932
**D ATANDT UNION WELFARE BENEFIT TRUST	2.512		2.512
**D NSNF PARA EAFE MONTI	1.260		1.260
**D NSNF PARA EAFE PI 1	1.446		1.446
**D NSNF PARA EAFE PI 2	673		673
**D NBK SSGA EQ 2	3.181		3.181
**D COUNTY EMPLOYEES ANNUITY AND BENEFIT FUND OF COOK COUNTY	7.930		7.930
**D US BANK TAX EXEMPT OMNI REP NONRECC	246		246
**D B4305 FRB S LUND RES TR FBO B LUND	434		434
**D B4306 FRB M LUND REV TR	718		718
**D ALASKA PERMANENT FUND CORPORATION	5.872		5.872
**D UA LOCAL UNION OFFICERS AND EMPLOYEES PENSION FUND	23.000		23.000
**D SSGA GLOBAL TEMC STRAT POOL	1.506		1.506
**D NV PERS SSGA EAFE INDEX	32.339		32.339
**D PENN SERIES DEV INTL INDEX FUND	1.314		1.314

Pagina 32

Azionisti: 387
Azionisti in proprio: 18Teste: 28
Azionisti in delega: 369

DE* delega alla persona fisica sopra indicata con il numero della scheda magnetica

**D delega alla persona fisica sopra indicata con il numero della scheda magnetica (votazione effettuata alla postazione assistita)

RL* rappresentanza legale alla persona fisica sopra indicata con il numero della scheda magnetica

Assemblea Ordinaria del 28 aprile 2017

LISTA ESITO DELLE VOTAZIONE

Oggetto: **Relazione sulla remunerazione****FAVOREVOLI**

Cognome	Tot. Voti	Proprio	Delega
**D PHC SSGA EQ	16.173		16.173
**D DUKE ENERGY QUALIFIED NUCLEAR DECOMMISSIONING	11.792		11.792
**D LINCOLN VARIABLE INSURANCE PRODUCTS TRUST LVIP SSGA INTERNATIONAL INDEX FUND	33.063		33.063
**D PUBLIC EMPLOYEES RETIREMENT SYSTEM OFMISSISSIPPI	153.900		153.900
**D PUBLIC EMPLOYEES RETIREMENT ASSOCIATION OF NEW MEXICO	11.184		11.184
**D BOARD OF PENSIONS OF THE EVANGELICAL LUTHERAN CHURCH IN AMERICA	2		2
**D INTERNATIONAL BANK FOR RECONSTRUCTION AND DEVELOPMENT	1.308		1.308
**D PRUDENTIAL INVESTMENT PORTFOLIO 2 PRUDENTIAL QMA INTL DEVELOPED MRKTS INDEX FUND	219		219
**D ENERGY SUPER	39.400		39.400
**D MLC INVESTMENTS, MLC LIMITED	332.433		332.433
**D VICTORIAN SUPERANNUATION FUND	7.683		7.683
**D BEDFORD PROPERTY INC	30.500		30.500
**D BMO GLOBAL ASSET MGT (ASIA) LIMITED	317		317
**D GUY P WYSER PRATTE	49.500		49.500
**D JOHN HANCOCK VARIABLE INSURANCE TRUST INTERNATIONAL EQUITY INDEX TRUST	5.802		5.802
**D MACQUARIE MULTI FACTOR FUND	1.411		1.411
**D NATIONAL COUNCIL FOR SOCIAL SECURITY FUND.	1.883		1.883
**D NOMURA GLOBAL LUXURY BRANDS FUND	28.498		28.498
**D ARKWRIGHT, LLC	434		434
**D ARKWRIGHT, LLC	399		399
**D PUTNAM GLOBAL CONSUMER FUND	21.429		21.429
**D INTERNATIONAL EXPATRIATE BENEFIT MASTER TRUST	935		935
**D INTERNATIONAL MONETARY FUND	3.558		3.558
**D THE MASTER TRUST BK OF JP LTD: HITACHI FOREIGN EQ INDEX MF	3.163		3.163
**D SPDR MSCI WORLD QUALITY MIX FUND	121		121
**D IBM RETIREMENT PLAN	1.184		1.184
**D UNITED TECHNOLOGIES CORPORATION EMPLOYEE SAVINGS PLAN	11.526		11.526
**D CENTRAL PROVIDENT FUND BOARD	1.980		1.980
**D PARAMETRIC INTERNATIONAL EQUITY FUND	4.320		4.320
**D TAX - MANAGED INTERNATIONAL EQUITY PORTFOLIO	1.065		1.065
**D AMERICAN FUNDS INSURANCE SERIES GROWTH FUND	689.000		689.000
**D AMERICAN FUNDS INSURANCE SERIES GLOBAL GROWTH FUND	587.617		587.617
**D THE GROWTH FUND OF AMERICA INC	1.630.000		1.630.000
**D TANGERINE BALANCED INCOME PORTFOLIO	339		339
**D TANGERINE BALANCED PORTFOLIO	2.154		2.154
**D TANGERINE BALANCED GROWTH PORTFOLIO	1.885		1.885
**D TANGERINE EQUITY GROWTH PORTFOLIO	1.648		1.648
**D MM SELECT EQUITY ASSET FUND	3.698		3.698
**D MM MSCI EAFE INTERNATIONAL INDEX FUND	3.815		3.815
**D STATE STREET GLOBAL EQUITY EX-US INDEX PORTFOLIO	8.819		8.819
**D STATE STREET INTERNATIONAL DEVELOPED EQUITY INDEX PORTFOLIO	29.864		29.864
**D KP INTERNATIONAL EQUITY FUND	3.099		3.099
**D SPDR MSCI EAFE FOSSIL FUEL FREE ETF	460		460
**D SPDR MSCI EAFE QUALITY MIX ETF	1.589		1.589
**D SPDR MSCI ACWI LOW CARBON TARGET ETF	842		842

Pagina 33

Azionisti: 387
Azionisti in proprio: 18Teste: 28
Azionisti in delega: 369

DE* delega alla persona fisica sopra indicata con il numero della scheda magnetica

**D delega alla persona fisica sopra indicata con il numero della scheda magnetica (votazione effettuata alla postazione assistita)

RL* rappresentanza legale alla persona fisica sopra indicata con il numero della scheda magnetica

Assemblea Ordinaria del 28 aprile 2017

LISTA ESITO DELLE VOTAZIONE

Oggetto: **Relazione sulla remunerazione**

FAVOREVOLI

Cognome	Tot. Voti	Proprio	Delega
**D THE PRUDENTIAL INSURANCE COMPANY OF AMERICA	6.756		6.756
**D THE PRUDENTIAL INSURANCE COMPANY OF AMERICA	7.356		7.356
**D NORTHROP GRUMMAN CORPORATION VEBA MASTER TRUST I	517		517
**D CITY OF NEW YORK GROUP TRUST	52.837		52.837
**D NAZARETH LITERARY AND BENEVOLENT INSTITUTION	16.470		16.470
**D INTEL CORPORATION RETIREE MEDICAL PLAN TRUST	3.898		3.898
**D GOV OF HM THE SULTAN AND YANG DI-PERTUAN OF BRUNEI DARUSSALAM	7.813		7.813
**D FLOURISH INVESTMENT CORPORATION	96.337		96.337
**D PEOPLE`S BANK OF CHINA	57.129		57.129
**D FLOURISH INVESTMENT CORPORATION	56.960		56.960
**D BANK OF KOREA	476		476
**D SSGA MSCI ACWI EX-USA INDEX NON-LENDING DAILY TRUST	3.812		3.812
**D HONG KONG SPECIAL ADMINISTRATIVE REGION GOVERNMENT-EXCHANGE F	126.900		126.900
**D STATE STREET IRELAND UNIT TRUST	27.925		27.925
**D SSGA SPDR ETFS EUROPE I PUBLIC LIMITED COMPANY	602		602
**D SSGA SPDR ETFS EUROPE I PUBLIC LIMITED COMPANY	16.606		16.606
**D SSGA SPDR ETFS EUROPE II PUBLIC LIMITED COMPANY	52.074		52.074
**D ROMAN CATHOLIC BISHOP OF SPRINGFIELD A CORPORATION SOLE	243		243
**D CAPITAL GROUP GLOBAL EQUITY FUND (CANADA)	43.000		43.000
**D VANGUARD FTSE DEVELOPED EUROPE ALL CAP INDEX ETF	1.611		1.611
**D VANGUARD FTSE DEVELOPED ALL CAP EX NORTH AMERICA INDEX ETF	1.493		1.493
**D VANGUARD DEVEL ALL-CAP EX NORTH AMERICA EQT IND POOLED FUND	301		301
**D VANGUARD INVESTMENTS II COMMON CONTRACTUAL FUND	3.830		3.830
**D VANGUARD INVESTMENTS COMMON CONTRACTUAL FUND	12.787		12.787
**D VANGUARD FTSE DEVELOPED EUROPE INDEX ETF	357		357
**D WASHINGTON STATE INVESTMENT BOARD	65.271		65.271
**D WASHINGTON STATE INVESTMENT BOARD	4.866		4.866
**D NEW YORK STATE TEACHERS RETIREMENT SYSTEM	71.842		71.842
**D PRUDENTIAL RETIREMENT INSURANCE & ANNUITY COMPANY	2.324		2.324
**D SS BK AND TRUST COMPANY INV FUNDS FOR TAXEXEMPT RETIREMENT PL	44.783		44.783
**D SS BK AND TRUST COMPANY INV FUNDS FOR TAXEXEMPT RETIREMENT PL	14.471		14.471
**D SS BK AND TRUST COMPANY INV FUNDS FOR TAXEXEMPT RETIREMENT PL	9.526		9.526
**D SS BK AND TRUST COMPANY INV FUNDS FOR TAXEXEMPT RETIREMENT PL	4.323		4.323
**D SSGA RUSSELL FD GL EX-US INDEX NONLENDING QP COMMON TRUST FUND	1.360		1.360
**D SS BK AND TRUST COMPANY INV FUNDS FOR TAXEXEMPT RETIREMENT PL	1.394		1.394
**D GSO ADGM III COMMON CONTRACTUAL FUND	462		462
**D SSGA MSCI EUROPE SCREENED INDEX NON-LENDING COMMON TRUST FUND	17.510		17.510
**D MSCI EAFE PROV SCREENED INDEX NON - LENDING COMMON TR FUND	2.013		2.013
**D GLOBAL ADVANTAGE FUNDS - MAJOR MARKETS TEILFONDS	861		861
**D STATE STREET GLOBAL ADVISORS LUXEMBOURG SICAV	90.084		90.084
**D KIEGER FUND I	245		245
**D ARTHUR ELAINE MARGULIS JTWR	466		466
**D PROXY TEAM PARAMETRIC PORTFOLIO ASSOCIATES	2.655		2.655
**D TEACHERS` RETIREMENT SYSTEM OF THE STATE OF ILLINOIS	22.824		22.824
**D IBM 401K PLUS PLAN	28.597		28.597

Pagina 34

Azionisti: 387
Azionisti in proprio: 18Teste: 28
Azionisti in delega: 369

DE* delega alla persona fisica sopra indicata con il numero della scheda magnetica

**D delega alla persona fisica sopra indicata con il numero della scheda magnetica (votazione effettuata alla postazione assistita)

RL* rappresentanza legale alla persona fisica sopra indicata con il numero della scheda magnetica

Assemblea Ordinaria del 28 aprile 2017

LISTA ESITO DELLE VOTAZIONE

Oggetto: **Relazione sulla remunerazione**

FAVOREVOLI

Cognome	Tot. Voti	Proprio	Delega
**D STATE OF ALASKA RETIREMENT AND BENEFITS PLANS	6.946		6.946
**D COLLEGE RETIREMENT EQUITIES FUND	106.763		106.763
**D COLLEGE RETIREMENT EQUITIES FUND	12.635		12.635
**D TIIA-CREF INTERNATIONAL EQUITY INDEX FUND	123.823		123.823
**D STATE OF MINNESOTA	40.126		40.126
**D SPDR S&P WORLD (EX-US) ETF	6.570		6.570
**D SPDR S+P INTERNATIONAL CONSUMER DISCRETIONARY SECTOR ETF	1.179		1.179
**D SS BK AND TRUST COMPANY INV FUNDS FOR TAXEXEMPT RETIREMENT PL	280.320		280.320
**D SS BK AND TRUST COMPANY INV FUNDS FOR TAXEXEMPT RETIREMENT PL	138.798		138.798
**D SS BK AND TRUST COMPANY INV FUNDS FOR TAXEXEMPT RETIREMENT PL	187.738		187.738
**D SS BK AND TRUST COMPANY INV FUNDS FOR TAXEXEMPT RETIREMENT PL	156		156
**D COMMON TRUST ITALY FUND	164.986		164.986
**D GE INVESTMENTS FUNDS, INC. - TOTAL RETURN FUND	5.110		5.110
**D MANAGED PENSION FUNDS LIMITED	47.102		47.102
**D FAMILY INVESTMENTS CHILD TRUST FUND	4.353		4.353
**D FAMILY INVESTMENTS GLOBAL ICVC FAMILY BALANCED INT FUND	4.016		4.016
**D HSBC AS TRUSTEE FOR SSGA EUROPE EX UK EQUITY TRACKER FUND	118.336		118.336
**D MANAGED PENSION FUNDS LIMITED	365		365
**D MANAGED PENSION FUNDS LIMITED	572		572
**D MANAGED PENSION FUNDS LIMITED	566		566
**D VANGUARD INV FDS ICVC-VANG FTSE DEV WOR LD EX - UK EQT IND FD	18.479		18.479
**D VANGUARD INV F ICVC-VANGUARD FTSE DEV EUROPE EX-UK EQ INDEX F	41.134		41.134
**D VANGUARD INV FUNDS ICVC-VANGUARD FTSE GLOB ALL CAP IND FUND	155		155
**D STATE STREET INTERNATIONAL EQUITIES INDEX TRUST	7.905		7.905
**D SPDR S+P WORLD EX AUSTRALIA FUND	432		432
**D CHRISTIAN SUPER	481		481
**D STATE STREET INT EQTS INDEX TRUST EX TOBACCO EX CONTR WEAPONS	1.212		1.212
**D STATE PUBLIC SECTOR SUPERANNUATION SCHEME	1.230		1.230
**D STATE PUBLIC SECTOR SUPERANNUATION SCHEME	4.213		4.213
**D STATE PUBLIC SECTOR SUPERANNUATION SCHEME	685		685
**D STATE PUBLIC SECTOR SUPERANNUATION SCHEME	1.206		1.206
**D SUNSUPER SUPERANNUATION FUND	11.320		11.320
**D AMERGEN CLINTON NUCLEAR POWER PLANT NONQUALIFIED FUND	528		528
**D COMBUSTION ENGINEERING 524(G) ASBESTOS PI TTRUST	382		382
**D THE NORTHERN TRUST COMPANY SUB-ADVISED COLLECTIVE FUNDS TRUST	14.707		14.707
**D MUNICIPAL EMPLOYEES` ANNUITY AND BENEFIT FUND OF CHICAGO	9.313		9.313
**D THE DUNNOTTAR FUND	3.610		3.610
**D ACORN 1998 TRUST	221		221
**D EXELON PEACH BOTTOM UNIT 1 QUALIFIED FUND	114		114
**D EXELON FITZPATRICK NONQUALIFIED FUND	1.789		1.789
**D EXELON FITZPATRICK QUALIFIED FUND	120		120
**D FORD MOTOR COMPANY DEFINED BENEFIT MASTER TRUST	6.779		6.779
**D THE HECTOR FUND	7.580		7.580
**D HARDING, LOEVNER FUNDS, INC. GLOBAL EQUITY PORTFOLIO	223.000		223.000
**D JTW TRUST NO. 3 UAD 9/19/02	944		944

Pagina 35

Azionisti: 387
Azionisti in proprio: 18Teste: 28
Azionisti in delega: 369

DE* delega alla persona fisica sopra indicata con il numero della scheda magnetica

**D delega alla persona fisica sopra indicata con il numero della scheda magnetica (votazione effettuata alla postazione assistita)

RL* rappresentanza legale alla persona fisica sopra indicata con il numero della scheda magnetica

Assemblea Ordinaria del 28 aprile 2017

LISTA ESITO DELLE VOTAZIONE

Oggetto: **Relazione sulla remunerazione****FAVOREVOLI**

Cognome	Tot. Voti	Proprio	Delega
**D JTW TRUST NO. 1 UAD 9/19/02	437		437
**D JTW TRUST NO. 4 UAD 9/19/02	964		964
**D JTW TRUST NO. 2 UAD 9/19/02	496		496
**D THE STADERAS FUND	6.640		6.640
**D NORTH SHORE LONG ISLAND JEWISH HEALTH SYSTEM CASH BALANCE PL	20.900		20.900
**D NORTH SHORE LONG ISLAND JEWISH HEALTH SYSTEM INC	47.200		47.200
**D PITZER COLLEGE	149		149
**D NTCC COLLECTIVE FUNDS FOR EMPLOYEE BENEFIT TRUSTS	47.207		47.207
**D SAMFORD UNIVERSITY PENSION PLAN TRUST	269		269
**D THE SKIWI FUND	8.350		8.350
**D TM CERNO SELECT FUND A SUB FUND OF TM CERNO INVESTMENT FUNDS	9.210		9.210
**D THE NUFFIELD FOUNDATION	12.900		12.900
**D HRW TESTAMENTARY TRUST NO 3	1.012		1.012
**D HRW TESTAMENTARY TRUST NO 1	1.374		1.374
**D HRW TRUST NO 2 UAD 01/17/03	1.028		1.028
**D HRW TESTAMENTARY TRUST NO. 10	1.571		1.571
**D HRW TRUST NO 1 UAD 01/17/03	419		419
**D WHEELS COMMON INVESTMENT FUND	7.680		7.680
**D HRW TESTAMENTARY TRUST NO. 11	1.317		1.317
**D HRW TESTAMENTARY TRUST NO 6	849		849
**D HRW TESTAMENTARY TRUST NO 4	388		388
**D HRW TESTAMENTARY TRUST NO. 9	1.257		1.257
**D HRW TESTAMENTARY TRUST NO. 8	719		719
**D HRW TESTAMENTARY TRUST NO 2	772		772
**D HRW TESTAMENTARY TRUST NO. 7	1.185		1.185
**D HRW TRUST NO 4 UAD 01/17/03.	497		497
**D HRW TESTAMENTARY TRUST NO 5	875		875
**D HRW TESTAMENTARY TRUST NO. 12	1.455		1.455
**D HRW TRUST NO 3 UAD 01/17/03	497		497
**D EXELON CORPORATION NUCLEAR DECOMMISSION TRUST - NON TAX QUAL	108		108
**D CHEVRON MASTER PENSION TRUST	6.832		6.832
**D CHEVRON UK PENSION PLAN	14.516		14.516
**D HONG KONG SAR GOVERNMENT EXCHANGE FUND	173.940		173.940
**D BUNTING INTERNATIONAL DEVELOPED EQUITY TE LLC	431		431
**D CARROLL AVENUE PARTNERS LLC	59		59
**D DELFINCO, LP	543		543
**D DYNASTY INVEST, LTD	334		334
**D DFI LP EQUITY (PASSIVE)	646		646
**D SHY, LLC	850		850
**D FOURTH AVENUE INVESTMENT COMPANY.	2.766		2.766
**D FIDDLER PARTNERS LLC	31		31
**D THE BUNTING FAM INT DEVELOPED EQUITY LIMITED LIABILITY CO	880		880
**D INTERNATIONAL EQUITY FUND	2.243		2.243
**D THE JBUT MASTER INVESTMENT PARTNERSHIP LLP	504		504
**D NTGI-QM COMMON DAILY EAFE INDEX FUND - NON LENDING	18.151		18.151

Pagina 36

Azionisti: 387
Azionisti in proprio: 18Teste: 28
Azionisti in delega: 369

DE* delega alla persona fisica sopra indicata con il numero della scheda magnetica

**D delega alla persona fisica sopra indicata con il numero della scheda magnetica (votazione effettuata alla postazione assistita)

RL* rappresentanza legale alla persona fisica sopra indicata con il numero della scheda magnetica

Assemblea Ordinaria del 28 aprile 2017

LISTA ESITO DELLE VOTAZIONE
 Oggetto: **Relazione sulla remunerazione**

FAVOREVOLI

Cognome	Tot. Voti	Proprio	Delega
**D LAKE AVENUE INVESTMENTS LLC	3.473		3.473
**D LTW GROUP HOLDINGS, LLC	2.116		2.116
**D LTW INVESTMENTS LLC	3.879		3.879
**D LUNA LLC	74		74
**D LOY PARTNERSHIP, LLC	669		669
**D MF INTERNATIONAL FUND LLC	285		285
**D 82A HOLDINGS, LLC	276		276
**D THE PHILIPPE FUND - INTERNATIONALEQUITIES LLC	6.903		6.903
**D CINDY SPRINGS, LLC	4.010		4.010
**D NTGI-QM COMMON DAILY ALL COUNWD EX-US INV MKT INDEX F NONLEND	4.574		4.574
**D RAMI PARTNERS, LLC	2.941		2.941
**D SENTINEL INTERNATIONAL TRUST	639		639
**D SIM GLOBAL BALANCED TRUST.	301		301
**D GLOBAL BOND FUND	7.691		7.691
**D FCM INTERNATIONAL LLC	297		297
**D NTGI-QM COMMON DAILY EAFE INDEX FUND - LENDING	12.663		12.663
**D NTGI - QM COMM DAILY ALL COUNTRY WD EX-US EQ INDEX F - LEND	7.296		7.296
**D NTCC COLLECTIVE FUNDS FOR GRANTOR TRUSTS	3.131		3.131
**D INTERNATIONAL MONETARY FUND STAFF RETIREMENT PLAN	3.054		3.054
**D UNIT NAT RELIEF AND WORKS AG FOR PALEST REF IN THE NEAR EAST	1.003		1.003
**D NATIONAL COUNCIL FOR SOCIAL SECURITY FUND, P.R.C	27.059		27.059
**D HAGFORS LIMITED	2.101		2.101
**D BLUE SKY GROUP	19.312		19.312
**D NEW ZEALAND SUPERANNUATION FUND	31.650		31.650
**D QIC INTERNATIONAL EQUITIES FUND	1.362		1.362
**D QUEENSLAND INVESTMENT TRUST NO 2	2.191		2.191
**D AUSTRALIA POST SUPERANNUATION SCHEME	1.921		1.921
**D CSAA INSURANCE EXCHANGE	2.869		2.869
**D CLEARWATER INTERNATIONAL FUND	6.291		6.291
**D STATE OF IDAHO ENDOWMENT FUND INVESTMENT BOARD	528		528
**D NORTHERN FUNDS - INTERNATIONAL EQUITY INDEX FUND	56.973		56.973
**D NORTHERN TRUST GLOBAL INVESTMENTS COLLECTIVE FUNDS TRUST	339.034		339.034
**D VOL EMPL BEN ASS OF THE NON-REPR EMPL OF SOUT CAL EDISON CO	176		176
**D 1999 VOL EMPL BEN ASS NON-REPR EMPL OF SOUT CAL EDISON CO	331		331
**D SAMFORD UNIVERSITY	267		267
**D THE TRUSTEES OF THE HENRY SMITH CHARITY	6.041		6.041
**D TRINITY COLLEGE CAMBRIDGE	1.019		1.019
**D GEORGIA TECH FOUNDATION, INC.	1.009		1.009
**D CITY OF LOS ANGELES FIRE AND POLICE PENSION PLAN	2.409		2.409
**D WYOMING RETIREMENT SYSTEM	4.481		4.481
**D FORD MOTOR COMPANY OF CANADA, LIMITED PENSION TRUST	1.533		1.533
**D FUTURE FUND BOARD OF GUARDIANS FOR AND ON BEHALF OF FUTURE F	24.216		24.216
**D NATIONAL WEST BANK PLC AS TRUSTEE OF JUPITER EUROPEAN FUND	3.028.652		3.028.652
**D STICHTING HEINEKEN PENSIOENFONDS	5.107		5.107
**D STICHTING PENSIOENFONDS SAGITTARIUS	5.821		5.821

Pagina 37

Azionisti: 387
 Azionisti in proprio: 18

Teste: 28
 Azionisti in delega: 369

DE* delega alla persona fisica sopra indicata con il numero della scheda magnetica

**D delega alla persona fisica sopra indicata con il numero della scheda magnetica (votazione effettuata alla postazione assistita)

RL* rappresentanza legale alla persona fisica sopra indicata con il numero della scheda magnetica

Assemblea Ordinaria del 28 aprile 2017

LISTA ESITO DELLE VOTAZIONE

Oggetto: **Relazione sulla remunerazione**

FAVOREVOLI

Cognome	Tot. Voti	Proprio	Delega
**D SURREY COUNTY COUNCIL PENSION FUND	9.330		9.330
**D NORTHERN TRUST UCITS COMMON CONTRACTUAL FUND	6.340		6.340
**D NORTHERN TRUST UCITS COMMON CONTRACTUAL FUND	6.186		6.186
**D NORTHERN TRUST UCITS COMMON CONTRACTUAL FUND	5.139		5.139
**D NORTHERN TRUST UCITS COMMON CONTRACTUAL FUND	6.719		6.719
**D NORTHERN TRUST UCITS COMMON CONTRACTUAL FUND	10.967		10.967
**D NORTHERN TRUST UCITS COMMON CONTRACTUAL FUND	1.067		1.067
**D COLONIAL FIRST STATE WHOLESALE INDEXED GLOBAL SHARE FUND	8.782		8.782
**D LABORERS` AND RET BOARD EMPL ANNUITY & BENEFIT F OF CHICAGO	6.185		6.185
**D HARDING LOEVNER FUNDS PLC	158.300		158.300
**D SSGA GROSS ROLL UP UNIT TRUST	5.609		5.609
**D NORTHERN TRUST INVESTMENT FUNDS PUBLIC LIMITED COMPANY	14.925		14.925
**D ABU DHABI RETIREMENT PENSIONS AND BENEFITS FUND	13.745		13.745
**D STICHTING DOUWE EGBERTS PENSIOENFONDS	6.590		6.590
**D NORTHERN TRUST UCITS FGR FUND	35.911		35.911
**D STG PFDS V.D. GRAFISCHE	60.640		60.640
**D STG PFDS AHOLD	8.311		8.311
**D ST. SPOORWEGPFDS MANDAAT BLACKROCK	3.370		3.370
**D STICHTING PENSIOENFONDS OPENBAAR VERVOER	705		705
**D PETTELAAR EFFECTENBEW. INZ. SNSRESP. IND. FND	35.185		35.185
**D FCP HAMELIN DIVERSIFIE FLEX III	9.650		9.650
**D ALAMOSA LLC .	197		197
**D MARANIC II LLC .	543		543
**D CARL VICTOR PAGE MEMORIAL FDN	1.885		1.885
**D HOAG FAMILY TRUST - APERIO	938		938
**D 1975 IRREVOCABLE TRUST OF CD WEYERHAUSER	224		224
**D 1973 IRREVOCABLE TRUST OF CD WEYERHAUSER	117		117
**D UNIVERSITY OF SASKATCHEWAN NON ACADEMIC PENSION PLAN	12.765		12.765
**D WINDWISE MSCI EAFE INDEX NON-LENDING, FUND FOR EXEMPT ORG.	8.867		8.867
**D SEQUOIA FOUNDATION	79		79
**D STEWARDSHIP FOUNDATION	159		159
**D WBW TRUST NUMBER ONE	67		67
**D DEBORAH LOEB BRICE	440		440
8 CARDARELLI ANGELO.			
**D DEUTSCHE BANK TRUST COMPANY AMERICAS	2.112.564		2.112.564
9 PASQUALI LUIGI			
DE* PASQUALI VITTORIO	450		450
Totale voti	333.263.139		
Percentuale votanti %	83,573843		
Percentuale Capitale %	68,792305		