

Assemblea Ordinaria del 04 maggio 2017

APP. P e rec. 27243


SITUAZIONE ALL'ATTO DELLA COSTITUZIONE  
(Presenti in aula)

SOCI PRESENTI

Sono attualmente presenti o regolarmente rappresentati in assemblea:

-n° 2.759 azionisti, portatori di n° 5.976.087.428 azioni ordinarie del valore nominale di Euro 1 cadauna, pari al 58,781111% del capitale sociale.

Registrato a UFFICIO ENTRATE ROMAS  
il 23 MAGGIO 2017  
N. 6912 ..... SERIE IT  
esatte Euro 200,00  
bollo Euro 156,00



Elenco soci titolari di azioni ordinarie, intervenuti all'assemblea tenutasi il 04/05/2017 in unica convocazione.  
Il rilascio delle deleghe è avvenuto nel rispetto della norma di cui all'articolo 2372 del codice civile.

PRESENTI IN/PER			AZIONI	
Proprio	Delega		In proprio	Per delega
0	32	A.D.I.G.E. IN PERSONA DI CARLO DE MASI	0	106.208
0	2.694	AGOSTINI ANTONIO	0	3.448.868.256
0	1	ANA MARIA BARREIRA LOPEZ	0	5
1	0	ANGELETTI FRANCO	25	0
1	0	BADOLATI AURELIO GIUSEPPE	4.125	0
0	1	BASILE STEFANO	0	31.155.499
0	5	CARDINALI LUIGI	0	27.105.636
1	0	CHIURAZZI LUIGI	32.357	0
0	1	COMPUTERSHARE SPA RAPPRESENTANTE DESIGNATO EX ART. 135 UNDECIES TUF NELLA PERSONA DI ENRICO MONICELLI	0	1.520
1	0	CRISTIANI GIANNI	3.637	0
0	1	DI STEFANO STEFANO	0	2.397.856.331
1	0	DORI CARLO	350	0
0	1	FRANCHI GIULIA	0	5
1	0	GARAU CLAUDIO	12.020	0
0	1	GRANATA ALFREDO	0	18.435.640
0	1	GUERRISI ORLANDO	0	25
1	0	IEPPARIELLO ANTONIO	10.000	0
0	1	LAGHI FERDINANDO	0	10
0	1	LAURIA ANTONIETTA	0	550
1	0	LEONETTI SALVATORE	10.445	0
0	1	MEGGIOLARO MAURO	0	250
0	1	MILITI VALTER	0	52.417.000
1	0	PALUMBO MARIA ANTONIETTA	595	0
1	0	PEDERSOLI LANFRANCO	6.000	0
1	0	RICCI MARIO	45.073	0
0	1	RIZZO ANTONIO	0	3.000
0	1	ROSSI AGOSTINO	0	8.698
0	1	RUIZ BAUTISTA OLAYA CARLOTA	0	10
1	0	SANCIOLO MAURO	148	0
0	1	VAN DER ZWAN MAARTEN	0	10
0	1	ZENA RICCARDO MASSIMO LUCA	0	4.000
12	2.747	Apertura Assemblea	124.775	5.975.962.653
<b>TOTALE COMPLESSIVO:</b>			<b>5.976.087.428</b>	
		Intervenuti/allontanatisi successivamente:		
0	-1	ANA MARIA BARREIRA LOPEZ	0	-5
-1	0	BADOLATI AURELIO GIUSEPPE	-4.125	0
0	-1	FRANCHI GIULIA	0	-5
-1	0	GARAU CLAUDIO	-12.020	0
0	-1	GUERRISI ORLANDO	0	-25
-1	0	IEPPARIELLO ANTONIO	-10.000	0
0	-1	LAURIA ANTONIETTA	0	-550
0	-1	MEGGIOLARO MAURO	0	-250
1	0	NOTARFONZO ARNALDO	15.000	0
1	0	RINELLI DOMENICO	58.514	0
0	-1	RIZZO ANTONIO	0	-3.000
0	-1	RUIZ BAUTISTA OLAYA CARLOTA	0	-10
-1	0	SANCIOLO MAURO	-148	0
0	-1	VAN DER ZWAN MAARTEN	0	-10
0	1	VAVALLI VITO UMBERTO	0	910

Legenda:

(1) Voto percepito tramite procedura Internet

125

Elenco soci titolari di azioni ordinarie, intervenuti all'assemblea tenutasi il 04/05/2017 in unica convocazione.  
Il rilascio delle deleghe è avvenuto nel rispetto della norma di cui all'articolo 2372 del codice civile.



PRESENTI IN/PER			AZIONI	
Proprio	Delega		In proprio	Per delega
0	-1	ZENA RICCARDO MASSIMO LUCA	0	-4.000
10	2.739	Bilancio di esercizio al 31 dicembre 2016	171.996	5.975.955.708
		<b>TOTALE COMPLESSIVO:</b>	5.976.127.704	
		Intervenuti/allontanatisi successivamente:		
0	-1	LAGHI FERDINANDO	0	-10
0	-1	ROSSI AGOSTINO	0	-8.698
0	-1	VAVALLI VITO UMBERTO	0	-910
10	2.736	Destinazione dell'utile d'esercizio	171.996	5.975.946.090
		<b>TOTALE COMPLESSIVO:</b>	5.976.118.086	
		Intervenuti/allontanatisi successivamente:		
-1	0	ANGELETTI FRANCO	-25	0
-1	0	CRISTIANI GIANNI	-3.637	0
-1	0	PALUMBO MARIA ANTONIETTA	-595	0
7	2.736	Autorizzazione acquisto e vendita azioni proprie	167.739	5.975.946.090
		<b>TOTALE COMPLESSIVO:</b>	5.976.113.829	
		Intervenuti/allontanatisi successivamente:		
7	2.736	Determinazione numero componenti CdA	167.739	5.975.946.090
		<b>TOTALE COMPLESSIVO:</b>	5.976.113.829	
		Intervenuti/allontanatisi successivamente:		
7	2.736	Determinazione della durata in carica del CdA	167.739	5.975.946.090
		<b>TOTALE COMPLESSIVO:</b>	5.976.113.829	
		Intervenuti/allontanatisi successivamente:		
7	2.736	Nomina dei componenti il CdA	167.739	5.975.946.090
		<b>TOTALE COMPLESSIVO:</b>	5.976.113.829	
		Intervenuti/allontanatisi successivamente:		
7	2.736	Nomina del Presidente del CdA	167.739	5.975.946.090
		<b>TOTALE COMPLESSIVO:</b>	5.976.113.829	
		Intervenuti/allontanatisi successivamente:		
7	2.736	Determinazione compenso componenti CdA	167.739	5.975.946.090
		<b>TOTALE COMPLESSIVO:</b>	5.976.113.829	
		Intervenuti/allontanatisi successivamente:		
0	-1	MILITI VALTER	0	-52.417.000
-1	0	RICCI MARIO	-45.073	0
-1	0	RINELLI DOMENICO	-58.514	0
5	2.735	Piano 2017 di incentivazione di lungo termine	64.152	5.923.529.090

Legenda:

(i) Voto percepito tramite procedura Internet

126

Elenco soci titolari di azioni ordinarie, intervenuti all'assemblea tenutasi il 04/05/2017 in unica convocazione.  
Il rilascio delle deleghe è avvenuto nel rispetto della norma di cui all'articolo 2372 del codice civile.

PRESENTI IN/PER			AZIONI	
Proprio	Delega		In proprio	Per delega
			<b>TOTALE COMPLESSIVO:</b>	<b>5.923.593.242</b>
		<b>Intervenuti/allontanatisi successivamente:</b>		
5	2.735	Relazione sulla remunerazione	64.152	5.923.529.090
		<b>TOTALE COMPLESSIVO:</b>	<b>5.923.593.242</b>	
				
				

Legenda:

(i) Voto percepito tramite procedura Internet

**ENEL S.p.A.**  
**Assemblea Ordinaria**  
**in unica convocazione**  
**\* ELENCO DELEGANTI \***

1	Deleganti di	A.D.I.G.E. IN PERSONA DI CARLO DE MASI	Tessera n° 6506
			Azioni
		MALCANGI GIUSEPPE	2.401
		LEGGIO GREGORIO	4.185
		BORDIGNON GIUSEPPE	1.917
		LUPI MANUELA	1.200
		DAL BEN RINO	3.931
		DI IORIO CARMEN	1.378
		POLIGNANO PIERGIORGIO	4.449
		RUGGERI MARIO	2.401
		LISSIGNOLI MARISA	2.984
		DI FELICE BERARDINO	6.064
		FUMAGALLI GIULIANO	6.332
		DE MASI CARLO	5.359
		SARTORI FRANCO	2.492
		MATTALIA MIRELLA	3.387
		DEMARTINI GIANPAOLO	5.171
		DENEVI ENRICO	1.608
		MIORI ROBERTO	2.401
		ZINI MARCO	1.601
		FURLANI ALESSANDRO	1.786
		CARMINATI GIOVANNI	1.582
		COMASTRI ALCIDE	3.601
		COLASURDO ROBERTO	6.157
		LANZUISI LUCIANO	10.572
		PIANINI FERDINANDO	800
		GALLARETO PIERLUIGI	1.582
		NOVIELLO ROBERTO	1.173
		GATTO CARLO	4.508
		MAGGIO GEREMIA	2.401
		MAGGIO PASQUALE ANTONIO	527
		SAOTTA MASSIMO	4.185
		BANDINELLI ALESSANDRO	7.100
		FELICE ANNA MARIA	973
			<hr/>
		Numero di deleghe rappresentate dal badge: 32	106.208
2	Deleganti di	AGOSTINI ANTONIO	Tessera n° 6984
			Azioni
		KANSAS PUBLIC EMPLOYEES RETIREMENT SYSTEM	1.847.947
		GENERAL CONFERENCE CORPORATION OF SEVENTH DAY ADVENTISTS	313.808
		CALIFORNIA STATE TEACHERS RETIREMENT SYSTEM	24.386.496
		METROPOLITAN LIFE INSURANCE COMPANY	289.164
		CAISSE DE DEPOT ET PLACEMENT DU QUEBEC	11.899.564
		NEW YORK STATE COMMON RETIREMENT FUND	7.280.566
		ALLSTATE LIFE INSURANCE COMPANY	303.078
		TELSTRA SUPERANNUATION SCHEME	1.129.925
		VICTORIAN SUPERANNUATION FUND	949.711
		SOUTH YORKSHIRE PENSIONS AUTHORITY	1.270.000
		MONETARY AUTHORITY OF SINGAPORE	1.933.700
		IRISH LIFE ASSURANCE PLC	816.693
		INTERNATIONAL EQUITY FUND	107.178
		IBM RETIREMENT PLAN	52.225
		SEASONS SERIES TRUST INTERNATIONAL EQUITY PORTFOLIO	126.595
		FORD MOTOR COMPANY DEFINED BENEFIT MASTER TRUST	323.548
		TEACHER RETIREMENT SYSTEM OF TEXAS	16.921.108
		BANK OF BOTSWANA	160.157
		COSMOPOLITAN INVESTMENT FUND	709.642
		THOMAS JEFFERSON UNIVERSITY	230.929
		ENERGY INSURANCE MUTUAL LIMITED	39.882

\* ELENCO DELEGANTI \*

RUSSELL INTERNATIONAL SHARES FUND	537.228
GENERAL ELECTRIC PENSION TRUST	2.628.347
THE PRUDENTIAL INSURANCE COMPANY OF AMERICA	628.929
COMMON TRUST ITALY FUND	7.425.050
BRUNEI INVESTMENT AGENCY	793.844
FCP ICARE	165.432
MERRILL LYNCH INTERNATIONAL	1.745.281
BRUNEI SHELL RETIREMENT BENEFIT FUND	82.108
GOVERNMENT OF NORWAY	161.120.902
SAS TRUSTEE CORPORATION	571.909
NORGES BANK	4.236.177
PENSION FUND OF SUMITOMO MITSUI BANKING CORPORATION	52.319
CALIFORNIA PUBLIC EMPLOYEES RETIREMENT SYSTEM	24.831.484
SCHWAB INTERNATIONAL INDEX FUND	1.918.958
PUBLIC SECTOR PENSION INVESTMENT BOARD	6.863.850
UBS GLOBAL ASSET MANAGEMENT LIFE LTD	2.089.215
ONTARIO TEACHERS PENSION PLAN BOARD	837.172
CERN PENSION FUND	1.500.092
SICAV EURO CAPITAL DURABLE	800.000
STICHTING SHELL PENSIOENFONDS	2.769.674
WHITBREAD GROUP PENSION FUND	176.904
SAINT MARTIN 2	1.117.542
MANAGED PENSION FUNDS LIMITED	6.636.154
FCP GROUPAMA AAEXA	51.861
UNISUPER	94.227
LINCOLNSHIRE COUNTY COUNCIL PENSION FUND	171.408
CHALLENGE FUNDS	1.633.531
FUNDO DE PENSOES	258.556
ASIAN DEVELOPMENT BANK	352.688
UNIVERSE THE CMI GLOBAL NETWORK FUND	1.082.903
GABELLI UTILITIES FUND	250.000
THE UNIVERSITY OF HONG KONG	35.573
STAR FUND	5.000.000
GMO FUNDS PLC	622.356
CITIBANK INTERNATIONAL PLC	1.600.880
COLONIAL FIRST STATE WHOLESALE INDEXED GLOBAL SHARE FUND	390.268
NEW ZEALAND SUPERANNUATION FUND	2.144.164
STATE TEACHERS RETIREMENT SYSTEM OF OHIO	4.287.156
MERSEYSIDE PENSION FUND	300.000
MFS UTILITIES FUND	24.723.312
WYOMING RETIREMENT SYSTEM	191.723
ACCIDENT COMPENSATION CORPORATION	564.196
COVENANT HEALTH	62.500
NORTH DAKOTA STATE INVESTMENT BOARD	1.342.000
HARMONY OVERSEAS EQUITY POOL	75.800
IMPERIAL OVERSEAS EQUITY POOL	112.800
HONG KONG HOUSING SOCIETY	236.311
THE GABELLI DIVIDEND & INCOME TRUST	230.000
DEUTSCHE BANK-ONSHORE	9.411
CITY OF TALLAHASSEE	100.270
ABBAY LIFE ASSURANCE COMPANY LIMITED	1.351.910
FCP GAN EUROSTRATEGIE	104.603
FCP GROUPAMA DEPANDANCE	19.536
PRINCIPAL LIFE INSURANCE COMPANY	2.536.580
THE REGENTS OF THE UNIVERSITY OF CALIFORNIA	8.108.176
TEACHERS' RETIREMENT SYSTEM OF LOUISIANA	43.917
THE WALT DISNEY COMPANY RETIREMENT PLAN MASTER TRUST	111.482
DUKE ENERGY CORPORATION MASTER RETIREMENT TRUST	613.200
SACRAMENTO COUNTY EMPLOYEES RETIREMENT SYSTEM	985.900
LONDON BOROUGH OF TOWER HAMLETS PENSION FUND	174.349
CITY OF FRESNO RETIREMENT SYSTEMS	246.430
THE MAZENER FUND	494.846
ROBECO CAPITAL GROWTH FUNDS	1.785.229
BELEGGINGSFONDS BELCENA	174.800

\* ELENCO DELEGANTI \*

DESJARDINS CANADIAN BALANCED FUND	42.627
FCPE FDS DIVERSIF.TEL I	35.963
FCP GROUPAMA GRAND EST	34.615
AXA ROSENBERG EUROBLOC	2.775.000
VANGUARD EUROPEAN STOCK INDEX FUND	13.744.879
INTERNATIONAL MONETARY FUND	318.037
TOYOTA MOTOR PENSION FUND	223.583
AXA ROSENBERG EQUITY ALPHA TRUST	1.665.000
STICHTING PHILIPS PENSIOENFONDS	953.390
CARDIF ASSURANCE VIE	7.248.453
FUNDACAO CALOUSTE GULBENKIAN	206.497
HSBC EUROPEAN INDEX FUND	1.476.059
THE MASTER TRUST BANK OF JAPAN	170.266
GMO GLOBAL EQUITY TRUST	12.902
DEKA INVESTMENT GMBH RE PRODEKA	284.000
BT INTERNATIONAL FUND	226.472
STICHTING PENSIOENFONDS OPENBAAR VERVOER	48.167
IBM PERSONAL PENSION PLAN TRUST	700.140
UNIVEST	1.623.819
WESTPAC INTERNATIONAL SHARE INDEX TRUST	327.739
REGARD ACTIONS DEVELOPPEMENT DURABLE	500.000
FCPE SAUR EPARGNE	177.502
ARKWRIGHT, LLC	38.202
KAISER FOUNDATION HOSPITALS	331.300
RUSSELL INVESTMENT COMPANY IV PLC	537.826
MGI FUNDS PLC	161.181
JULIUS BAER MULTISTOCK	2.193.898
SCHRODER GLOBAL ACTIVE VALUE FUND	64.608
NATIONWIDE INTERNATIONAL INDEX FUND	853.299
MERCER OSS TRUST	1.162.034
JP MORGAN CHASE RETIREMENT PLAN	993.089
BBC PENSION SCHEME	1.268.300
AXA INVESTMENT MANAGERS DEUTSCHLAND GMBH FOR AXA EUROPA	150.000
AXA INVESTMENT MANAGERS DEUTSCHLAND GMBH FOR AXA WELT	63.000
STATE OF ALASKA RETIREMENT AND BENEFITS PLANS	815.702
STATE OF MINNESOTA	4.826.904
SPDR MSCI ACWI EX-US ETF	473.830
SPDR S&P WORLD (EX-US) ETF	347.817
ILLINOIS STATE BOARD OF INVESTMENT	830.969
OMERS ADMINISTRATION CORPORATION	59.593
PRUDENTIAL RETIREMENT INSURANCE & ANNUITY COMPANY	97.407
GLOBAL ADVANTAGE FUNDS - MAJOR MARKETS TEILFONDS	132.422
UNION EUROPE VALUE	1.361.042
ILLINOIS MUNICIPAL RETIREMENT FUND	2.723.859
SENTINEL INTERNATIONAL FUND	13.528
CITY OF MEMPHIS RETIREMENT SYSTEM	95.677
OWENS CORNING DEFINED BENEFIT MAS TR	95.760
UNIVERSITIES SUPERANNUATION SCHEME	17.799.691
MARYLAND STATE RETIREMENT & PENSION SYSTEM	1.865.751
UBS ETF-UBS-ETF DJ EURO STOXX 50	2.281.511
BLUE CROSS BLUE SHIELD OF KANSAS,INC	6.835
GOVERNMENT OF THE PROVINCE OF ALBERTA	7.145.000
AXA UNIT TRUSTS-GLOBAL FUND	9.000
RUSSELL INVESTMENT COMPANY II PLC	2.922.775
RUSSELL INVESTMENT COMPANY PLC	8.170.808
NOTTINGHAMSHIRE COUNTY COUNCIL PENSION FUND	266.950
CHEVRON UK PENSION PLAN	96.724
HSBC AS TRUSTEE FOR SSGA EUROPE EX UK EQUITY TRACKER FUND	5.535.951
ARAB BANK FOR ECONOMIC DEVELOPMENT IN AFRICA	499.210
HENDERSON GLOBAL EQUITY INCOME FUND	17.327.773
JOHNSON & JOHNSON PENSION & SAVINGS PLANS MASTER TRUST	198.000
RUSSELL INVESTMENT FUNDS NON-U.S. FUND	998.328
ORANGE COUNTY EMPLOYEES RETIREMENT SYSTEM	383.270
RHODE ISLAND EMPLOYEES RETIREMENT SYSTEMS POOLED TRUST	208.363

\* ELENCO DELEGANTI \*

MAJOR LEAGUE BASEBALL PLAYERS PENSION PLAN	328.500
RUSSELL GLOBAL OPPORTUNITIES FUND	2.039.699
BANK OF KOREA	1.032.609
GARD COMMON CONTRACTUAL FUND	73.461
CHRISTIAN SUPER	59.659
CAPITAL WORLD GROWTH & INCOME FUND INC	26.073.247
THE INCOME FUND OF AMERICA INC	14.584.600
CNP ASSURANCES SA	8.104.840
SBC MASTER PENSION TRUST	470.433
THE BOMBARDIER TRUST (UK)	120.322
AXA INTERNATIONAL ACTIONS	9.000
AXA ROSENBERGER INTERNATIONAL	246.000
ICON INTERNATIONAL EQUITY FUND	177.000
SODIUM 1	418.594
SWISS NATIONAL BANK	28.906.619
CITY OF NEW YORK GROUP TRUST	2.462.589
CITY OF NEW YORK DEFERRED COMPENSATION PLAN	2.022.889
THE BARCLAYS BANK UK RETIREMENT FUND	159.128
AXA INSURANCE UK PLC	42.000
GOVERNMENT SUPERANNUATION FUND	1.482.312
DEKA INVESTMENT GMBH RE VER 03-FONDS	10.468
ALLIANZ GLOBAL INVESTORS FUND	2.853.156
AXA WORLD FUNDS	3.338.981
ALAMEDA COUNTY EMPLOYEES' RETIREMENT ASSOCIATION	2.658.415
SUNAMERICA SERIES TRUST TELECOM UTILITY PORTFOLIO	272.236
CONSOLIDATED EDISON RETIREMENT PLAN	3.038.007
JOHN HANCOCK INSURANCE COMPANY OF VERMONT	34.897
GMO TAX-MANAGED GLOBAL BALANCED PORTFOLIO	38.039
NEW YORK STATE TEACHERS RETIREMENT SYSTEM	3.196.543
THORNBURG INVESTMENT INCOME BUILDER FUND	15.700.200
WEST YORKSHIRE PENSION FUND	1.750.000
INTERFUND SICAV INTERFUND EQUITY ITALY	5.468.000
H.E.S.T. AUSTRALIA LIMITED	2.776.522
EVIAN A EQUILIBRE	20.408
N 1 RENDEMENT USINOR	28.119
EPARGNE PRUDENCE THALES	111.355
LION FLAMME	147.742
ASSURDIX	979.263
ADPACTIONS	13.162
ADPARGNE	8.955
CARP - INDO	576.857
PREDICA ISR EUROPE	16.398
CONCORDE 96	174.576
FC CARPIMKO	301.369
DUKE ENERGY RETIREMENT SAVINGS PLAN	396.100
LOCKHEED MARTIN CORP DEFINED CONTRIBUTION PLAN MASTER TRUST	318.523
BIMCOR OVERSEAS POOLED FUND	270.659
SILVER GROWTH FUND, LP	11.626
IMPERIAL GLOBAL EQUITY INCOME POOL	1.532.266
NEW MEXICO STATE INVESTMENT COUNCIL	550.878
NATIONAL GRID UK PENSION SCHEME	1.622.846
AQR INTERNATIONAL EQUITY FUND	281.005
AXA GLOBAL DISTRIBUTION FUND	111.000
AXA EQUITABLE LIFE INSURANCE CO	89.511
JPMORGAN INTREPID INTERNATIONAL FUND	3.332.148
WASHINGTON STATE INVESTMENT BOARD	12.387.571
XEROX CANADA EMPLOYEES RETIREMENT PLAN	47.900
ALASKA COMMON TRUST FUND	211.155
GOLDMAN SACHS FUNDS	5.714.158
ALLIANCEBERNSTEIN COLLECTIVE INVESTMENT TRUST SERIES	98.804
THRIVENT PARTNER WORLDWIDE ALLOCATION PORTFOLIO	579.002
AXA SWISS INSTITUTIONAL FUND - EQUITIES GLOBAL EX SWITZERLAND	99.000
HARTFORD LIFE INSURANCE COMPANY	278.385
GMAM INVESTMENT FUNDS TRUST	673.786




\* ELENCO DELEGANTI \*

OBLATE INTERNATIONAL PASTORAL INVESTMENT TRUST	28.150
MINISTRY OF STRATEGY AND FINANCE	3.593.583
BARYUM QUANT FCP	567.000
VANGUARD TOTAL WORLD STOCK INDEX FUND	1.702.137
MF INTERNATIONAL FUND LLC	15.300
STICHTING INSTITUUT GAK	67.198
STAFFORDSHIRE COUNTY COUNCIL PENSION FUND	304.586
TYNE AND WEAR PENSION FUND	766.983
UTAH STATE RETIREMENT SYSTEMS	1.200.846
IBM DIVERSIFIED GLOBAL EQUITY FUND	672.628
FCP GERISO	19.191
FCP CALCIUM QUANT	289.528
ENHANCED INDEX INTERNATIONAL SHARE FUND	2.142.963
INVESTEC GLOBAL STRATEGY FUND	10.858.483
FONDATION LUCIE ET ANDRE CHAGNON	194.400
SPDR S+P INTERNATIONAL UTILITIES SECTOR ETF	343.200
SUNAMERICA SERIES TRUST GLOBAL EQUITIES PORTFOLIO	360.140
PENSIOENFONDS METAAL OFF	756.683
PUTNAM TOTAL RETURN FUND, LLC	37.152
INTREPID INTERNATIONAL - CANADA FUND	64.779
LORD ABBETT INTERNATIONAL CORE EQUITY TRUST	93.243
GOLDMAN SACHS GMS ERISA GROUP TRUST	156.200
JPMORGAN EUROPEAN INVESTMENT TRUST PLC	384.708
LUCENT TECHNOLOGIES INC. DEFINED CONTRIBUTION PLAN MASTER TRUST	201.190
NADAUD	51.263
INDOCAM FLAMME	172.236
LV CHALLENGE	86.642
MORGAN STANLEY INVESTMENT FUNDS	1.990
FCP TONI ACTIONS 100	462.045
FCP VIVACCIO ACTIONS	1.957.301
LBPAM PROFIL 80 PEA	537.509
LBPAM PROFIL 100	312.062
IXIS FLAMME	228.468
UNIVERS CNP 1	441.860
FCP RSRC DIVERSIFIE	796.959
FCP RL PREVOYANCE	190.184
IXIS EURO ACTIONS	1.917.832
CNP ASSUR VALEURS	60.780
GMO TAX-MANAGED INTERNATIONAL EQUITIES F	132.123
SEI INSTITUTIONAL INTERN TRUST INTERNATI	985.553
SEI INST INVEST TRUST WORLD EQ EX-US FUN	1.686.620
FCP GAILLON 130/30	26.735
UNITED NATIONS JOINT STAFF PENSION FUND	9.974.337
FIDELITY FUNDS SICAV	41.846.119
TEACHERS' RETIREMENT SYSTEM OF THE STATE OF ILLINOIS	3.058.239
STATE STREET GLOBAL ADVISORS LUXEMBOURG SICAV	5.267.766
VANGUARD FTSE ALL-WORLD EX US INDEX FUND	11.368.310
ROYAL BANK OF CANADA (CHANNELL ISLANDS) LIMITED	8.988
SCHWAB FUNDAMENTAL INTER LARGE COMP IN F	1.410.149
CLEARWATER INTERNATIONAL FUND	99.381
FIRE AND POLICE PENSION FUND SAN ANTONIO	305.600
PREMIER ENERGY AND WATER TRUST PLC	140.000
PACIFIC SALMON COMMISSION LSV	94.300
WITAN INVESTMENT TRUST PLC	889.350
PRINCIPAL GLOBAL INVESTORS COLLECTIVE INVESTMENT TRUST	527.642
FAMILY INVESTMENTS CHILD TRUST FUND	224.400
PACIFIC SELECT FUND INTERNATIONAL VALUE PORTFOLIO	1.262.609
SOJECCI II LTBE	96.200
THE METHODIST HOSPITAL	218.100
CHEVRON MASTER PENSION TRUST	151.255
SAN MATEO COUNTY EMPLOYEES' RETIREMENT ASSOCIATION	834.955
BLACKROCK STRATEGIC FUNDS	521.370
UNISYS MASTER TRUST	519.624
WELLS FARGO MASTER TRUST INTERNATIONAL VALUE PORTFOLIO	1.706.600

\* ELENCO DELEGANTI \*

ARK LIFE ASSURANCE COMPANY LIMITED	483.375
RETIREMENT INCOME PLAN OF SAUDI ARABIAN OIL COMPANY	36.679
SCHRODER QEP GLOBAL CORE FUND	893.142
PENSION RESERVES INVESTMENT TRUST FUND	7.330.380
RUSSELL GLOBAL EQUITY POOL	148.701
AZL INTERNATIONAL INDEX FUND	1.047.165
HASLAM FAMILY INVESTMENT PARTNERSHIP	2.276
CENTRAL PROVIDENT FUND BOARD	78.732
DEFINED BENEFIT PP FOR CHUGOKU ELECT	107.966
MASSMUTUAL SELECT DIVERSIFIED INTERNATIONAL FUND	59.588
FLOURISH INVESTMENT CORPORATION	10.935.993
BEST INVESTMENT CORPORATION	72.138
SCHWAB INTERNATIONAL EQUITY ETF	4.292.614
WELLS FARGOMASTER TRUST DIVERSIFIED STOCK PORTFOLIO	361.086
XEROX CORPORATION RETIREMENT & SAVINGS PLAN	82.200
ABN AMRO MULTI-MANAGER FUNDS	9.988.343
BGI MSCI EAFE EQUITY INDEX NON-LENDABLE FUND B	2.278.030
BGI MSCI EUROPE EQUITY INDEX FUND B	2.267.806
WORLD ALPHA TILTS NON-LENDABLE FUND B	11.917
MSCI EQUITY INDEX FUND B-ITALY	12.928
GOVERNMENT INSTITUTIONS PENSION FUND	530.429
SPDR DJ EURO STOXX 50 ETF	8.988.586
CENTRAL BANK OF TRINIDAD AND TOBAGO	1.205.822
MASSMUTUAL SELECT OVERSEAS FUND	465.251
MARQUIS INSTITUTIONAL GLOBAL EQUITY PORTFOLIO	51.650
HEXAVEST EAFE EQUITY FUND	660.938
QANTAS SUPERANNUATION PLAN	97.302
WISDOMTREE DEFA EQUITY INCOME FUND	320.239
METROPOLITAN WATER RECLAMATION DISTRICT RETIREMENT FUND	121.966
EUROPESCHE VERZEKERING MAATSCHAPPIJ NV	9.498
ADVANCE INTERNATIONAL SHARE INDEX FUND	399.318
AVIVA LIFE & PENSIONS UK LIMITED	1.040.358
MARANIC II LLC.	8.406
ALAMOSA LLC.	10.824
THE CANADA LIFE ASSURANCE COMPANY	247.223
THE GREAT-WEST LIFE ASSURANCE COMPANY	201.256
KENT COUNTY COUNCIL SUPERANNUATION FUND	1.023.540
FD INTERNATIONAL SHARE FUND 1	48.904
PIONEER INVESTMENT MANAGEMENT SGRPA / AZIONARIO CRESCITA	2.744.410
OFI MULTI SELECT	174.584
COLONIAL FIRST STATE INVESTMENTS LIMITED	350.963
AVIVA INVESTORS INTERNATIONAL INDEX TRACKING FUND	200.303
FRANKLIN TEMPLETON INVESTMENT FUNDS	18.417.484
VOCATION MARCHE ARIANESPACE CONSEIL DE SURVEILLANCE DU FCP	9.645
FCPE AMUNDI RESA ESG ACTIONS EURO	558.581
FCP CRN SOGE ACTIONS	217.646
LBPAM ACTIONS INDICE	1.930.610
FCP RSI EURO P	1.704.926
ALASKA PERMANENT FUND CORPORATION	2.161.614
MCGILL UNIVERSITY PENSION FUND	92.464
SUNSUPER SUPERANNUATION FUND	915.151
EIC ENERGY UTILITY FUND	653.000
NORTHROP GRUMMAN CORPORATION VEBA MASTER TRUST I	26.125
UAW RETIREE MEDICAL BENEFITS TRUST	4.131.639
GOLDMAN SACHS FUNDS II	73.786
BLACKROCK CDN MSCI EAFE INDEX PLUS FUND	57.333
BGI MSCI EMU IMI INDEX FUND B	7.364
REGIME DE RETRAITE DE L'UNIVER DU QUEBEC	182.066
FCP CM ACTIONS EURO	1.132.155
ISHARES PUBLIC LIMITED COMPANY	4.834.778
THE HARTFORDGLOBAL ALL- ASSET FUND	20.184
PUTNAM TOTAL RETURN TRUST	113.667
PUTNAM RETIREMENT ADVANTAGE GAA GROWTH PORTFOLIO	337.513
PUTNAM RETIREMENT ADVANTAGE GAA BALANCE PORTFOLIO	177.822



\* ELENCO DELEGANTI \*

PUTNAM RETIREMENT ADVANTAGE GAA CONSERVATIVE PORTFOLIO	47.960
PUTNAM RETIREMENT ADVANTAGE GAA INCOME STRATEGIES PORTFOLIO	29.845
PUTNAM RETIREMENT ADVANTAGE GAA EQUITY PORTFOLIO	122.077
JOHN HANCOCK LIFE AND HEALTH INSURANCE COMPANY	365.073
ALLIANZ SUISSE - STRATEGY FUND	34.842
RP RENDITE PLUS	157.197
HENDERSON HORIZON FUND SICAV	38.356
TRUST E CUSTODY SERVICES BANK LTD	1.151.702
OPTIMIX WHOLESALE GLOBAL SHARE TRUST	202.600
INVESCO FUNDS	10.491.195
RAGS-FUNDMASTER	100.347
ALLIANZGI-FONDS DSPT	602.914
SCHRODER DIVERSIFIED GROWTH FUND	184.862
BOILERMAKERS NATIONAL ANNUITY TRUST	79.378
UNIVERSITY OF GUELPH FOREIGN PROPERTY TRUST	218.300
UPS GROUP TRUST	188.019
UNIVERSITY OF GUELPH	70.900
ISHARES III PUBLIC LIMITED COMPANY	2.553.942
ISHARES II PUBLIC LIMITED COMPANY	33.950.055
ISHARES V PUBLIC LIMITED COMPANY	458.954
INTERNATIONAL ALPHA TILTS FUND B	403.561
SSGA MSCI EUROPE SCREENED INDEX NON-LENDING COMMON TRUST FUND	768.762
WSIB INVESTMENTS (PUBLIC EQUITIES) POOLED FUND TRUST	2.196.350
PANAGORA DYNAMIC GLOBAL EQUITY FUND	302.584
STICHTING ASR BEWAARDER	1.385.753
AQR GLOBAL ENHANCED EQUITY FUND	405.174
STG PFDS AHOLD	372.270
BMO GLOBAL INFRASTRUCTURE FUND	130.169
ING DIRECT	559.731
ICBC-CCBPAM GLOBAL OPPORTUNITY	8.430
LSAAV, LLC	30.800
FCP DIVERS D&O CAMGEST	87.621
FCP CAMGEST VALEURS EURO	567.632
JO HAMBRO CAPITAL MANAGEMENT UMBRELLA FU	2.451.255
JPMORGAN INVESTMENT FUNDS	48.800.638
SCHRODER INTERNATIONAL SELECTION FUND	5.868.319
JPMORGAN FUNDS	5.224.402
DEKA INTERNATIONAL S.A RE DEKALUX-EUROPA	580.000
DEKA INTERNATIONAL S.A. RE DEKA-EUROSTOC	2.613.821
DEKA INTERNATIONAL S.A. RE DEKA-EUROPAVA	183.800
INTERNATIONAL FUND MANGEMENT S.A. RE IFM	520.000
INTERNATIONAL FUND MANAGEMENT S.A. RE IF	3.170.000
BLACKROCK INSTITUTIONAL POOLED FUND PLC	293.481
VANGUARD INVESTMENT SERIES, PLC	11.222.239
DEKA FUNDMASTER INVESTMENTGESELLSCHAFT M	17.913
DEKA INVESTMENT GMBH RE AWB-ES-FONDS	14.525
DEKA INVESTMENT GMBH RE DEKASPEZIAL	100.000
DEKA INVESTMENT GMBH RE DEKAFUTUR-CHANCE	123.200
DEKA INVESTMENT GMBH RE DEKA-DIVIDEND VA	122.500
RETIREMENT PLAN FOR EMPLOYEES OF AETNA I	43.817
RETIREMENT INCOME PLAN OF SAUDI ARABIAN	142.939
VONTOBEL FUND	1.778.814
UBI SICAV	114.924
ROCKEFELLER & CO., INC	310.918
BLACKROCK INDEXED ALL-COUNTRY EQUITY FUN	37.837
BT INSTITUTIONAL CORE GLOBAL SHARE SECTO	248.094
BT INSTITUTIONAL INTERNATIONAL SHARE INT	670.718
BT WHOLESALE CORE HEDGED GLOBAL SHARE FU	32.123
THE BOEING COMPANY EMPLOYEE RETIREMENT P	1.530.106
NVIT INTERNATIONAL INDEX FUND	1.170.475
BLACKROCK INDEX SELECTION FUND	5.271.213
FIDELITY CENTRAL INVESTMENT PORTFOLIOS L	2.144.571
SCHRODER QEP GLOBAL ACTIVE VALUE FUND	411.865
AXA INSURANCE LIMITED	705.000

\* ELENCO DELEGANTI \*

STICHTING ALGEMEEN PENSIOENFONDS PROVISU	101.800
STICHTING PENSIOENFONDS VOOR HUISARTSEN	478.380
VANGUARD TOTAL INTERNATIONAL STOCK INDEX	93.434.868
AQR GLOBAL EQUITY FUND	57.379
FONDO GESTIELLE OBIETTIVO ITALIA DI ALETTI GESTIELLE S.G.R.	1.650.000
ATOUT MODERATIONS	360.037
FCP NATIXIS IONIS	52.271
FCP CNP GGR	16.256
FCP ABP PERP	209.520
CARBP DIVERSIFIE	388.853
BLACKROCK GLOBAL FUNDS	23.098.921
THE LEVERHULME TRUST	233.893
NTCC COLLECTIVE FUNDS FOR EMPLOYEE BENEFIT TRUSTS	554.977
EMPLOYEES' RETIREMENT SYSTEM OF THE STATE OF HAWAII	29.716
VAN ANDEL INSTITUTE	159.864
SENTINEL INTERNATIONAL TRUST	93.919
BLUE SKY GROUP	2.652.126
UBS (LUX) STRATEGY XTRA SICAV	40.813
UBS (LUX) EQUITY SICAV	3.252.766
T. ROWE PRICE FUNDS SICAV	7.495
SUPERANNUATION FUNDS MANAGEMENT CORPORATION OF SOUTH AUSTRALIA	483.643
JPM MULTI-ASSET INCOME FUND	103.197
JPMORGAN INTERNATIONAL OPPORTUNITIES FUN	8.723.957
JPMORGAN INTERNATIONAL VALUE FUND	2.970.145
NVIT MULTI-MANAGER INTERNATIONAL VALUE F	1.968.658
JPMORGAN DIVERSIFIED FUND	290.499
JPMORGAN INCOME BUILDER FUND	1.422.428
MANULIFE INTERNATIONAL EQUITY INDEX FUND	33.427
ASSOCIATION BIENF RETR POL VILLE MONTREA	86.200
CITY E COUNTY OF SWANSEA PENSION FUND	277.472
CARDIF ASSURANCE RISQUES DIVERS	172.000
EQ ADVISORS TRUST: EQ/PUTNAM INTERNA	675.971
THE MASTER TRUST BANK OF JAPAN, LTD. AS TRUSTEE FOR MUTB400045792	8.402.055
MASTER TRUST FOR NATIONAL PENSION FD	96.828
MMA PRAXIS INTERNATIONAL INDEX FUND	86.564
STICHTING DELA DEPOSITARY AND MANAGEMENT	1.227.843
STICHTING MN SERVICES AANDELENFONDS EUROPA	728.995
LEGAL AND GENERAL ASSURANCE PENSIONS MANAGEMENT LIMITED	47.153.297
MISSOURI LOCAL GOVERNMENT EMPLOYEES RETIREMENT SYSTEM	251.100
STATE FARM VARIABLE PRODUCT TRUST, INTERNATIONAL EQ INDEX F	171.935
PUTNAM VARIABLE TRUST - PUTNAM VT GLOBAL ASSET ALLOCATION F	29.039
PUTNAM GLOBAL UTILITIES FUND	740.654
PUTNAM VARIABLE TRUST - PUTNAM VT GLOBAL UTILITIES FUND	304.635
THE STATE OF NEVADA	68.297
THE ALLIANCEBERNSTEIN POOLING PTF - ALLIANCEB VOL MNGM PTF	70.699
THE MASTER TRUST BK OF JP LTD: HITACHI FOREIGN EQ INDEX MF	147.136
RUSSELL TRUST CO COMMINGLED EMPLOYEE BENEFIT FUNDS TRUST	10.535.977
UNITED TECHNOLOGIES CORPORATION EMPLOYEE SAVINGS PLAN	515.967
CALVERT VP EAFE INTERNATIONAL INDEX PORTFOLIO	77.181
LORD ABBETT SERIES FUND, INC. - INTERNATIONAL CORE EQ PTF	193.435
LORD ABBET SECURITIES TRUST-LORD ABBETT INT CORE EQ F	1.690.148
SEASONS SERIES TRUST ASSET ALLOCATION:DIVERSIFIED GROWTH PTF	35.095
PRUDENTIAL TRUST CO MASTER COMMINGLED INV F FOR TAX EXEMPT TR	469.482
GOV OF HM THE SULTAN AND YANG DI-PERTUAN OF BRUNEI DARUSSALAM	363.295
SSGA MSCI ACWI EX-USA INDEX NON-LENDING DAILY TRUST	174.679
PINEBRIDGE GLOBAL FUNDS	240.269
VANGUARD INV F ICVC-VANGUARD FTSE DEV EUROPE EX-UK EQ INDEX F	1.979.382
THE WELLINGTON TR COM NATIONAL ASS MULT COLLECT INV F TRUST	781.961
THE WELLINGTON TR CO NAT ASS MULT COLLECTIVE INV F TRUST II	123.875
MANULIFE ASSET MANAGEMENT INTERNATIONAL EQUITY INDEX POOLED F	196.459
SS BK AND TRUST COMPANY INV FUNDS FOR TAXEXEMPT RETIREMENT PL	32.073.349
MSCI EAFE PROV SCREENED INDEX NON - LENDING COMMON TR FUND	98.469
BLACKROCK CDN MSCI EAFE EQUITY INDEX FUND	2.447.261
RUSSELL DEVELOPED EX-U.S. LARGE CAP INDEX FUND B	60.398

\* ELENCO DELEGANTI \*

INTERNATIONAL PAPER CO COMMINGLED INVESTMENT GROUP TRUST	2.014.237
DEPARTMENT OF STATE LANDS	408.924
TIAA-CREF INTERNATIONAL EQUITY INDEX FUND	5.373.351
WELLINGTON MGMT PTF KY-DIVERSIFIED INFLATION HEDGES PTF-Q INV	145.198
BPL	2.687.222
STICHTING RABOBANK PENSIOENFONDS	5.023.021
IMPERIAL TOBACCO PENSION INVESTMENT TRUST FUND	227.816
SHELL TRUST (BERMUDA) LTD AS TRUSTEE OF THE SHELL OVERSEAS C.P. FUND	289.579
SHELL TRUST (BERMUDA) LIMITED AS TRUSTEE	45.199
MERCER QIF FUND PLC	101.228
TORSTAR MASTER TRUST FUND .	211.404
STEWARDSHIP FOUNDATION	3.049
SICAV AMUNDI ACTIONS EURO ISR	531.970
DEKA INVESTMENT GMBH RE A-AMISIA-FONDS	85.000
DEKA INVESTMENT GMBH RE A-ASD-FONDS	26.600
FONDO GESTIELLE OBIETTIVO EUROPA DI ALETTI GESTIELLE S.G.R.	200.000
DEKA A-DIM-WETZLAR-FONDS	36.096
DEKA A-DIM-WETZLAR-BALANCED-FONDS	27.900
PZENA VALUE TRUST	181.495
VALUEQUEST PARTNERS LLC	28.229
PZENA INTERNATIONAL VALUE SERVICE	19.684
NEXTAM PARTNERS	45.048
PWM VERMOGENSMANDAT - DWS	251.500
DB PRIVATMANDAT	377.228
BLACKROCK INST TRUST CO NA INV FUNDSFOR EMPLOYEE BENEFIT TR	52.431.612
JANUS CAPITAL MANAGEMENT LLC	20
MICROSOFT CORPORATION SAVINGS PLUS 401(K) PLAN	1.821.881
FAMILY INVESTMENTS GLOBAL ICVC FAMILY BALANCED INT FUND	198.962
INTERNATIONAL LP I	7.320
SSGA SPDR ETFS EUROPE I PUBLIC LIMITED COMPANY	1.052.072
RAYTHEON MASTER PENSION TRUST .	4.575
BNY MELLON EMPLOYEE BENEFIT COLLECTIVE INVESTMENT FUND PLAN	6.084.308
SOUTH DAKOTA RETIREMENT SYSTEM	71.900
QIC INTERNATIONAL EQUITIES FUND	57.359
QUEENSLAND INVESTMENT TRUST NO 2	256.014
FCP CNP ACTIONS EM	565.356
FCP CAVEC GROUPAMA DIVERSIFIE	160.397
GA FUND L	17.219
KIRCHHEIM UNTER TECK FONDS	8.000
ARMSTRONG WORLD INDUSTRIES INC MASTER TR	68.741
AVIVA LIFE AND PENSIONS UK LIMITED	3.512.672
TRUST AND CUSTODY SERVICED BANK LIMITED	1.596.246
JPMORGAN GLOBAL ALLOCATION FUND	524.701
AUSCOAL SUPERANNUATION FUND	329.300
QUEENSLAND LOCAL GOVERNMENT SUPERANNUATI	536.283
UKA-FONDS	141.870
AMERICAN CENTURY QUANTITATIVE EQUITY FUNDS, INC. INT CORE EQ	51.084
HEXAVEST WORLD EQUITY FUND	579.381
HEXAVEST ACWI EQUITY FUND	49.740
PUTNAM DYNAMIC RISK ALLOCATION FUND	47.899
ACWI EX-US INDEX MASTER PORTFOLIO OF MASTER INVESTMENT PTF	425.427
NOVARTIS CORPORATION PENSION MASTER TRUST	123.443
MD INTERNATIONAL VALUE FUND	152.189
PUTNAM WORLD TRUST	50.293
MDPIM INTERNATIONAL EQUITY POOL	1.312.658
MD EQUITY FUND	413.850
BNY MELLON TR+DEP ATF ST. JAMES'S PLACE GLOBAL EQ UNIT TR	9.273.436
FEDEX CORPORATION EMPLOYEES PENSION TRUST	338.670
TIAA-CREF FUNDS - ENHANCED INTERNATIONAL EQUITY INDEX FUND	2.692.631
FCP GROUPAMA LOIRE BRETAGNE	27.808
FCP GROUPAMA LOIRE BRETAGNE 2	15.367
DEKA INVEST GMBH DRUPA-FONDS	8.889
DEKA INVEST GMBH RE AGR DENA I	50.031
DEKA INVESTMENT GMBH RE STADTBAHN-FONDS	18.629

\* ELENCO DELEGANTI \*

WSSP INTERNATIONAL EQUITIES TRUST	164.475
FIRST TRUST EUROPE ALPHADDEX FUND	206.615
DEKA A-BAD HERSFELD-FONDS	24.000
BOSTON COMPANY INC POOLED EMPLOYEE FUNDS INTL CORE EQUITY FD II	142.993
IUOE LOCAL 793 MEMBERS PENSION BENEFIT TRUST OF ONTARIO	269.666
AGF EUROPEAN EQUITY FUND	284.238
MARITIME SUPER	149.300
FONDACO ROMA EURO BALANCED CORE	3.185
MEDI ACTIONS	1.500.000
FCPE TECHNIQ DYNAMIQUE	42.645
PGSF GLOBAL UTILITIES EQUITIES CURRENCY HEDGE FUND	428.102
PGSF GLOBAL INCOME STOCK FUND	653.169
PGSF GLOBAL HIGH YIELD UTILITIES EQUITIES FUND	167.636
PGSF GLOBAL UTILITIES EQUITIES FUND	31.292.956
SHINKO GLOBAL EQUITY INDEX MOTHER FUND	16.869
FCP BAUD CIC	2.700
CM EUROPE ACTIONS	232.838
1327 FCP BQUE SCALBERT DUPONT	24.400
FCPE AREVA ACTIONS	202.345
RAIFFEISEN INDEX FONDS	169.930
BANCO CENTRAL DE TIMOR EST	1.180.132
MTBJ DAIDO LIFE FOREIGN EQUITY MOTHER FD	12.059
REYNOLDS AMERICAN DEFINED BENEFIT MASTER	396.800
T ROWE PRICE INTERNATIONAL EQUITY INDEX	274.482
SBC MASTER PENSION TRUST SBC MASTER PENSION TRUST 208	302.818
THE MASTER TRUST BANK OF JAPAN, LTD AS TRUSTEE FOR MUTB400045796	9.952.576
VANGUARD FID COMPANY EUROPEAN STOCK INDE	430.918
NIKKO AM INVESTMENT TRUST (LUXEMBOURG) - NIKKO AM INTECH KOKUSAI FUND	1.462
STATES OF JERSEY COMMON INVESTMENT FUND	50.623
JTW TRUST NO. 3 UAD 9/19/02	40.707
JTW TRUST NO. 1 UAD 9/19/02	23.997
JTW TRUST NO. 4 UAD 9/19/02	52.574
JTW TRUST NO. 2 UAD 9/19/02	28.836
NTGI-QM COMMON DAILY EAFE INDEX FUND - NON LENDING	799.367
HRW TESTAMENTARY TRUST NO 3	19.837
HRW TESTAMENTARY TRUST NO 1	74.837
HRW TESTAMENTARY TRUST NO. 10	57.366
HRW TESTAMENTARY TRUST NO. 11	53.127
HRW TESTAMENTARY TRUST NO 6	38.729
HRW TESTAMENTARY TRUST NO 4	32.492
HRW TESTAMENTARY TRUST NO. 9	46.017
HRW TESTAMENTARY TRUST NO. 8	46.256
HRW TESTAMENTARY TRUST NO 2	32.139
HRW TESTAMENTARY TRUST NO. 7	54.593
HRW TESTAMENTARY TRUST NO 5	32.649
HRW TESTAMENTARY TRUST NO. 12	65.493
THE CLEVELAND CLINIC FOUNDATION	353.407
HC CAPITAL TRUST- THE INSTITUTIONAL INTERNATIONAL EQUITY PTF	150.456
LAUDUS INTERNATIONAL MARKETMASTERS FUND	30.819
JOHN HANCOCK VAR INS TRUST STRATEGIC EQUITY ALLOCATION TRUST	2.077.243
JOHN HANCOCK FUNDS II STRATEGIC EQUITY ALLOCATION FUND	1.303.542
US RETIREMENT TRUST	133.611
MET INVESTOR SERIES TRUST-ALLIANC GLOBAL DYNAMIC ALL PTF	775.255
GMO IMPLEMENTATION FUND	2.652.207
SPDR MSCI ACWI IMI ETF	16.475
AXA WORLD FUNDS II	12.000
EUROPEEX-CONTROVERSIAL WEAPONS EQUITY INDEX FUND B	826.215
MACQUARIE INVESTMENT MANAGEMENT LIMITED	2.103.037
STICHTING PGGM DEPOSITARY	10.145.861
LEGAL AND GENERAL ASSURANCE SOCIETY LIMITED	180.106
CARDIF LUX VIE	202.300
PERPETUAL ECONOMIC DIVERSIF. GLOBAL EQUI	94.760
DEKA INVESTMENT GMBH RE PFRUENDE INVEST	9.544
DEKA INVESTMENT MBH RE PKBMF	58.150

\* ELENCO DELEGANTI \*

DEKA INVEST RE VSINVESTMENT GOCH-FONDS	150.000
DEKA INVEST RE/DEKAFUTUR-WACHSTUM	47.700
DEKA INVEST RE/DEKAFUTUR-ERTRAG	7.160
DEKA INVEST RE KOMMUNAL-TUT-BALANCED -FO	42.550
DEKA INVEST RE DEKA-STIFTUNGEN BALANCE	429.616
CITY OF PHILADELPHIA PUBLIC RETIREMENT	363.805
MULTIMIX WHOLESALE INT SHARES TRUST	220.225
SCHRODER GLOBAL ENHANCED INDEX FUND	1.360.781
SUPER FUNDS MANAG CORP SOUTH AUSTRALIA	453.000
ONEPATH GLOBAL SHARES LARGE CAP UNHEDGED	745.395
BLACKROCK WHOLESALE INDEXED INTERNATIONA	542.834
BLACKROCK FISSION INDEXED INTL EQUITY FD	206.321
REASSURE LIMITED	269.678
PZENA VALUE FUNDS PL	520.838
VANGUARD FUNDS PLC	1.883.762
FONDO GESTIELLE OBIETTIVO INTERNAZIONALE DI ALETTI GESTIELLE	200.000
UBS (IRL) ETF PLC	614.225
MERCER QIF CCF	6.182.419
F+C INSTITUTIONAL INVESTMENT FUNDS ICVC- INST GLB EQ F	567.213
ASR LEVENSVERZEKERING N.V.	369.589
CHESS INTERNATIONAL PROPERTIES, LTD.	8.331
DFI LP EQUITY (PASSIVE)	11.494
LTW GROUP HOLDINGS, LLC	99.478
EURIZONCAPITAL SGR S.P.A. - EURIZON AZIONI ITALIA	4.305.155
BLACKROCK UTILITY AND INFRASTRUCTURE TRUST	2.947.617
CF INTERNATIONAL STOCK INDEX FUND ONE	495.517
DT INTERNATIONAL STOCK INDEX FUND ONE	554.392
ECOFI ACTIONS SCR	65.506
IBM FRANCE	139.157
FCP CARPIMKO EUROPE	330.774
FCP AMUNDI PULSACTIONS	1.164.592
CPR EUROLAND	2.358.830
FCP CPR ACTIVE EUROPE	225.970
VILLIERS ALTO	223.084
FCP MEDI ACTIONS EURO	180.000
FCP AMUNDI HORIZON	1.736.743
STG PFDS V.D. GRAFISCHE	2.823.252
STG BEDRIJFSTAKPFDS V H	96.272
STG PFDS CORP EXPRESS MANDAAT ALLIANCE CAPITA	51.257
TOWERS WATSON U.S. PENSION PLAN TRUST	158.375
FIDELITY RUTLAND SQUARE TR II: STRAT ADV INT MULTI-MANAGER F	24.947
PUTNAM DYNAMIC ASSET ALLOCATION GROWTH FUND	746.047
PUTNAM DYNAMIC ASSET ALLOCATION BALANCED FUND	500.861
PUTNAM DYNAMIC ASSET ALLOCATION CONSERVATIVE FUND	238.243
PUTNAM DYNAMIC ASSET ALLOCATION EQUITY FUND	38.992
LAZARD ASSET MANAGEMENT LLC	3.602
MFS DEVELOPMENT FUNDS, LLC	16.657
ALLIANCEBERNST VAR PROD SER F INC.ALLIANCEB DYN ASSET ALL PTF	72.583
SPDR S+P WORLD EX AUSTRALIA FUND	26.483
JP TR SERV BK LTD ATF MATB MSCI KOKUSAI INDEX MOTHER F	159.409
THE MASTER TR BK OF JP LTD ATF INVESCO DEV COUNT EQ INDEX M F	750
MET INVESTORS SERIES TRUST- SCHRODERS GLOBAL MULTI-ASSET PTF	179.232
EATON VANCE (AUSTRALIA) HEXAVEST ALL-COUNTRY GL EQUITY FUND	87.455
STICHTING F AND C MULTI MANAGER EUROPEAN EQUITY ACTIVE	985.746
STICHTING TRUST F AND C UNHEDGE	370.305
EATON VANCE HEXAVEST GLOBAL EQUITY FUND	65.700
EATON VANCE HEXAVEST INTERNATIONAL EQUITY FUND	15.983
CITY OF HOPE	86.500
BECKMAN RESEARCH INSTITUTE OF THE CITY OF HOPE	61.500
CITY OF HOPE NATIONAL MEDICAL CENTER	79.000
MM MSCI EAFE INTERNATIONAL INDEX FUND	166.142
ALLIANCEBERNSTEIN INTERNATIONAL ALL-COUNTRY PASSIVE SERIES	90.835
MERCER GLOBAL EQUITY FUND	180.695
INTEL CORPORATION RETIREE MEDICAL PLAN TRUST	49.044

\* ELENCO DELEGANTI \*

PEOPLE'S BANK OF CHINA	6.064.055
ROMAN CATHOLIC BISHOP OF SPRINGFIELD A CORPORATION SOLE	8.322
SCOTTISH WIDOWS INV SOL F ICVC- FUNDAMENTAL INDEX GLB EQ F	1.373.509
SCOTTISH WIDOWS INV SOLUTIONS F ICVC- EUROPEAN (EX UK) EQ FD	2.577.166
SSGA RUSSELL FD GL EX-US INDEX NONLENDING QP COMMON TRUST FUND	213.451
BLACKROCK GLOBAL INDEX FUNDS	655.587
ISHARES CORE MSCI EAFE ETF	11.608.046
ISHARES CORE MSCI TOTAL INTERNATIONAL STOCK ETF	1.753.340
IBM 401K PLUS PLAN	1.311.676
DIGNITY HEALTH	397.420
MERCER NON-US CORE EQUITY FUND	975.027
MORGAN STANLEY INSTITUTIONAL FD TR - GLOBAL STRATEGIST PTF	59.837
GE INVESTMENTS FUNDS, INC. - TOTAL RETURN FUND	251.900
ISHARES VI PUBLIC LIMITED COMPANY	345.383
UBS (LUX) SICAV I	75.937
JTSB STB DAIWA STOCK INDEX FUND 9807	178.334
SEI INST INV TRUST SCREENED WORLD EQ EX	41.860
SEI INSTITUTIONAL MANAGED TRUST MULTI-AS	67.914
WELLI TRUS NAT ASSOC COMMON TRUST FUNDS	88.159
WHOLESALE UNIT TRUST GLOBAL SHARES F 3	82.647
WHOLESALE GLOBAL EQUITY INDEX FUND	37.574
AUSTRALIAN CATHOLIC SUPERAN RETIREM FUND	60.046
FCP UNION LONG SHORT EUROPE	104.989
FCP UNION EUROPE	1.763.359
CAPACITY FONDS INSTITUTIONEL-ACTIONS ETRANGERES PIB	106.737
FIDELITY INVESTMENTS MONEY MANAGEMENT INC	8.517
SCHRODER GLOBAL DYNAMIC BLEND FUND	190.930
AXA ROSENBERG GLOBAL FUND	489.000
AXA ROSENBERG EUROPEAN FUND	105.000
FIDELITY INVESTMENT FUNDS - FIDELITY MONEYBUILDER WORLD INDEX FUND -	109.309
PLUMBING & MECHANICAL SERV (UK) INDUSTRY	26.588
MASTER TRUST BANK OF JAPAN, LTD. PENSION	9.676.019
ASPIRIANT RISK MANAGED GLOBAL EQUITY FUND	3.971
PROVEDA GLOBAL EQUITY, LP	3.936
JPMORGAN GLOBAL RESEARCH ENHANCED INDEX FUND	3.225.979
FCP LITHIUM	899.357
FCP BNP PARIBAS ACTIONS EUROLAND	906.066
BNP PARIBAS LI	563.034
DYNASTY INVEST, LTD	13.434
LTW INVESTMENTS LLC	93.954
BUNTING INTERNATIONAL DEVELOPED EQUITY TE LLC	14.884
DELFINCO, LP	47.720
NEW IRELAND ASSURANCE COMPANY PLC	5.812.893
TRUST & CUSTODY SERVICES BANK LTD AS TRUSTEE FOR PENSION INVESTMENT FUND TRUST NUMBER 21	208.301
ACORN 1998 TRUST	7.401
HRW TRUST NO 2 UAD 01/17/03	46.269
HRW TRUST NO 1 UAD 01/17/03	42.407
HRW TRUST NO 3 UAD 01/17/03	39.490
FLORIDA COLLEGE SAVINGS PROGRAM	80.745
WILSHIRE INTERNATIONAL EQUITY FUND	8.923
ALLIANZGI FONDS AKTIEN EUROPA	238.000
UNIVERSAL-CAV	201.456
THE MANUFACTURERS LIFE INSURANCE COMPANY	460.237
DEKA INVEST RE PRIVAT VORSORGE AS-FONDS	320.000
DEKA INVEST GMBH RE BODENSEE-FONDS	7.000
DEKA INVEST MAULBRONN-STROMBERG-FONDS	19.836
DEKA INVEST RE DEKA-EUROLAND BALANCE	3.171.750
FLEXSHARES MORNINGSTAR DEVELOPED MARKETS	333.385
FRIENDS LIFE LIMITED	226.931
SWISS AND GLOBAL AM AG ON BEHALF OF SSGA EUROPE EQUITY INDEX	23.030
ALLIANZBERNSTEIN GLOBAL RISK ALLOCATION FUND INC	10.639
RUSSELL INVESTMENT COMPANY - RUSSELL INTERN DEVELOPED MKT F	6.172.022
DB X-TRACKERS	26.602.244



\* ELENCO DELEGANTI \*

DIGNITY HEALTH RETIREMENT PLAN TRUST	437.107
SSGA FTSE RAFI DEVELOPED 1000 INDEX NON-LENDING COMMON TR F	276.836
FIDEURAM ASSET MANAGEMENT (IRELAND) FIDEURAM FUND EQUITY ITALY	590.000
FIDEURAM ASSET MANAGEMENT (IRELAND) FONDITALIA EQUITY ITALY	11.808.000
MERCER PASSIVE INTERNATIONAL SHARES FUND	164.704
ADVANCED SERIES TRUST - AST FI PYRAMIS QUANTITATIVE PORTFOLIO	160.416
MARGARET A. CARGILL FOUNDATION	145.685
CULTURAL INSTITUTIONS PENSION PLAN TRUST	142.638
MICHIGAN CATHOLIC CONFERENCE	11.995
INTERVENTURE EQUITY INVESTMENTS LIMITED	118.551
HP INVEST COMMON CONTRACTUAL FUND	161.857
NORTHERN TRUST UCITS COMMON CONTRACTUAL FUND	2.874.741
COMMONWEALTH GLOBAL SHARE FUND 29	9.450
LSV INTERNATIONAL VALUE EQUITY LP	21.400
GMO ALPHA ONLY FUND	48.045
GMO INTERNATIONAL EQUITY FUND	6.787.484
GMO INTERNATIONAL LARGE/MID CAP EQUITY F	1.463
FCP SAKKARAH 7	172.520
ALLIANZ GLOBAL INVESTORS EUROPE	880.446
ALLIANZGI FONDS APNIESA	685.388
DEKA MASTER HAEK I	885.752
WHOLESALE UNIT TRUST MSCI GLOB INDEX SHS	68.341
IPAC SPEC INV STR INT SHARE STR NO 9	1.125.381
AMP INT EQ IND FD HEDGED	1.043.631
DEKA INTERNATIONAL S.A. RE DEKA PRIVATE	4.600
INTERNATIONAL FUND MANAGEMENT S.A.	24.010
DEKA INVEST DEKA EURO STOXX 50 - UCITS	3.674.746
DEKA INVESTGMBH RE MSCI EUROPE LC UCITS	40.363
DEKA INVEST - KOMMUNAL EUROLAND BALANCE	986.414
GAMMA EMIRATES INVESTMENT L.L.C. EM	21.226
AXA OFFSHORE MULTIMANAGER FUNDS TRUST -	5.390
JPMORGAN FUND II ICVC - JPM BALANCED MAN	21.094
JNL/MELLON CAPITAL INTNAL INDEX FUND	1.133.749
JNL/BLACKROCK GLOBAL ALLOCATION FUND	1.451.111
MISSOURI EDUCATION PENSION TRUST	695.708
PUBLIC EMPLOYEES RETIREMENT SYSTEM OF OH	3.755.946
SANLAM LIFE AND PENSIONS UK LIMITED	342.714
TFL PENSION FUND	2.710.456
DEKA INVEST RE DEKA-ZMV-FONDS	31.500
DELTA MASTER TRUST	103.349
AQR FUNDS AQR TAX-MANAGED INTL MOMENTUM	9.323
FM KIRBY DTD TRUST 1/3/75 FBO JEFFERSON W KIRBY	6.506
FM KIRBY TRUST DTD 1/3/75 FBO S DILLARD KIRBY	8.853
F.M.KIRBY TRUST DATED 1/3/75 FBO FRED M. KIRBY III	6.505
AQR FUNDS - AQR INTERNATIONAL DEFENSIVE EQUITY FUND CORPORATION SERVICE COMPANY	89.661
JAB CONSOLIDATED LTD	1.426
FLEXSHARES STOXX GLOBAL BROAD INFRASTRUC	3.228.860
THE KATHERINE MOORE REVOCABLE TRUST	15.133
BOMBARDIER TRUST(CANADA) GLOBAL EQUIT FU	171.679
FQ ESSENTIAL BETA FUND LTD	72.882
FCPE GROUPAM EPARGNE RESPONSABLE PERSPEC	360.000
FCP GAN FRANCE SELECT	91.178
FCP GROUPAMA CR GENOVA 1	146.039
FCP GROUPAMA CR ACTIONS EUROS	104.143
FCP GR.NORD EST ACTIONS	88.912
FCP WALLON	142.952
FCP GROUPAMA FCRI	108.752
FCP PARIS VAL DE LOIRE ACTIONS EURO	120.902
FCPE GERP DEV DUR EQUILIBRE	304.000
AMERSF ALG.BELEGGINGEN INZAKE AOV	153.521
ASR EURO AANDELEN POOL (ASSETS)	335.575
AMEV LEVEN BELEGGINGEN	1.161.685
UBS (LUX) SICAV 1 EMU EQUITIES ENHANCED (EUR)	1.058.304
PRINCIPAL TRUST COMPANY (ASIA LIMITED)	500.477

\* ELENCO DELEGANTI \*

SONOMA COUNTY EMPLOYEES RETIREMENT ASSOCIATION	114.047
WILLIAM BEAUMONT HOSPITAL	24.337
KAISER PERMANENTE GROUP TRUST	1.378.169
JOHN HANCOCK VARIABLE INSURANCE TRUST UTILITIES TRUST	1.996.321
SCHWAB FUNDAMENTAL INTERNATIONAL LARGE COMPANY ETF	2.719.049
SANFORD C. BERNSTEIN INTL VALUE EQ (CAP-WEIGHTED UNHEDGED) F	78.900
ALLIANZGI BEST STYLES GLOBAL EQUITY FUND	208.829
PARAMETRIC INTERNATIONAL EQUITY FUND	157.274
MAINSTAY VP MFS UTILITIES PORTFOLIO	7.895.688
KP INTERNATIONAL EQUITY FUND	151.868
MERCER INTERNATIONAL EQUITY FUND	100.000
DIVERSIFIED MARKETS (2010) POOLED FUND TRUST	132.815
WISDOMTREE INTERNATIONAL LARGE CAP DIVIDEND FUND	325.411
SSGA ACWI INTEGR ALPHA SELECT NON-LENDING QP COMMON TRUST F	30.108
ISHARES MSCI ACWI ETF	867.923
ISHARES MSCI ACWI EX US ETF	776.221
ISHARES EUROPE ETF	2.424.320
ISHARES MSCI EAFE ETF	39.213.412
ISHARES MSCI EAFE VALUE ETF	5.505.686
ISHARES GLOBAL UTILITIES ETF	957.716
ISHARES MSCI ITALY CAPPED ETF	13.594.510
ISHARES MSCI KOKUSAI ETF	41.662
ISHARES GLOBAL INFRASTRUCTURE ETF	6.100.527
ISHARES INTERNATIONAL SELECT DIVIDEND ETF	3.443.481
ISHARES MSCI WORLD ETF	84.746
ISHARES MSCI EUROPE IMI INDEX ETF	123.863
THRIFT SAVINGS PLAN	21.678.614
BLACKROCK CDN WORLD INDEX FUND	257.346
GLOBAL INTREPID - CANADA FUND	618.537
SPDR S&P GLOBAL INFRASTRUCTURE ETF	513.607
ISHARES IV PUBLIC LIMITED COMPANY	2.468.214
ISHARES VII PLC	14.556.077
AQR FUNDS- AQR STYLE PREMIA ALTERNATIVE FUND	6.615.063
BLACKROCK AM DE AG FOR ISHARES EURO STOXX 50 UCITS ETF (DE)	28.298.667
BLACKROCK AM DE FOR ISHARES EURO STOXX UCITS ETF (DE)	3.019.934
BLACKROCK AM DE FOR ISHS STOXX EUROPE LARGE 200 UCITS ETF (DE)	81.575
BLACKROCK AM DE FOR ISHARES STOXX EUROPE 600 UCITS ETF (DE)	5.378.368
ISHARES I INV MIT TGV F ISHS ST EUROPE 600 UTILITIES UCITS ETF	9.590.156
JANUS CAPITAL FUND PLC	159.949
AQR DELTA MASTER ACCOUNT LP COOGIER FIDUCIARY SERVICES (CAYMAN) LTD	5.513.651
ARROWSTREET MULTI STRATEGY UMBRELLA PLC	308.057
NATIXIS EURO VALUE EQUITY	239.557
ST. SPOORWEGPFDS MANDAAT BLACKROCK	111.993
STG BPF VD DETAILHANDEL MND BLACKROCK MSCI EMEA	1.334.049
SICAV MONDE GAN	77.564
FCP FEDERAL CROISSANCE	476.000
FCP HAMELIN DIVERSIFIE FLEX II	14.112
FCP ERISA DIVERSIFIE 2	495.000
FCP BERRI ACTIONS	79.964
FCP CPR CONSOMMATEUR ACTIONNAIRE	95.826
CPR EURO HIGH DIVIDEND	368.042
FCP FDRN AMUNDI	210.831
ATOUT EUROPE HAUT RENDEMENT	53.091
ATOUT EUROPE SMART BETA	118.398
PREDIQUANT A2 ACTIONS EUROPE	2.930.168
ATOUT EUROLAND HAUT RENDEMENT	788.238
LCL ACTIONS EURO HAUT RENDEMENT	468.692
FCP A.A. - GROUPAMA - ISR	680.000
FCP PORT ROYAL EQUILIBRE	125.905
AMUNDI SIF EUROPEAN EQUITY INDEX FUND	22.697
AMUNDI FUNDS EQUITY EUROPE MINIMUM VARIANCE	1.400.871
AZL BLACKROCK GLOBAL ALLOCATIONFUND	157.639
THE STATE OF CONNECTICUT ACTINGTHROUGH ITS TREASURER	1.747.825
FCPE NATIXIS ES ACTIONS EURO	438.455

\* ELENCO DELEGANTI \*

UMC BENEFIT BOARD, INC	531.845
RENAISSANCE GLOBAL VALUE FUND	95.899
CBRE CLARION GLOBAL INFRASTRUCTURE VALUE FUND	73.157
THE MASTER TRUST BK OF JP LTD: RUSSELL GLB ENVIR TECH FUND	3.338
SPDR MSCI WORLD QUALITY MIX ETF	3.744
SPDR MSCI EAFE QUALITY MIX ETF	45.802
VANGUARD FTSE DEVELOPED EUROPE INDEX ETF	17.315
TRANSAMERICA BLACKROCK GLOBAL ALLOCATION VP	705.964
THE RETIREMENT ANN PL FOR EMPL OF THE ARMY&AIR FORCE EX SERV	155.782
TRUST FOR RETIR MED, DENT & LIFE INS ARMY&AIR FORCE EXCH	69.083
PAVILION INTERNAT FOCUSED EQUITY POOL	73.800
ALLIANZGI FONDS FEV	67.637
ALLIANZGI FONDS ABF	3.695
ALLIANZGI FONDS VSF	14.303
DBI FONDS ACU K	419.982
ALLIANZGI FONDS ALPEN	22.915
ALLIANZGI FONDS AVP	3.787
ALLIANZGI FONDS FIB	58.100
ALLIANZGI FONDS INDU	23.073
ALLIANZGI FONDS OJU	15.086
ALLIANZGI FONDS PFD	15.583
ALLIANZGI FONDS REINVEST	22.065
ALLIANZGI FONDS VBDK	16.511
ALLIANZGI FONDS ZUBB	13.744
DILL COFONDS	66.800
ALLIANZGI FONDS PGD	96.298
ALLIANZGI FONDS TOB	22.292
ALLIANZGI FONDS VSBW	195.587
ALLIANZGI FONDS TIBUR	24.225
ALLIANZGI FONDS MASTER DRT	123.521
ALLIANZGI FONDS HEUST	26.400
BAYVK A1 FONDS	3.577.979
UNIVERSAL-OCO	30.619
MERCER UNHEDGED OVERSEAS SHARES TRUST	118.436
AMP CAPITAL SPECIALIST INTERNATIONAL SHA	37.511
ASR AANVULLENDE ZIETEKOSTENVERSEKERINGN	20.732
BAYVK A4 FONDS	124.211
SGKB (LUX) FUND	7.493
CONSTRUCTION AND BUILDING UNIONS SUPERAN	227.090
EQ ADVISORS TRUST - AXA SMARTBETA EQUITY	3.000
WESTMINSTER ATF ARTEMIS GLOBAL GROWTH F	1.384.000
DEKA INTL S.A GLOBALE AKTIEN LOWRISK	277.360
DEKA INVEST RE DEKA TRUST BALANCED-FONDS	170.929
DEKA INVESTMENT GMBH RE DEKA-KSG-FONDS	10.560
CARROLL AVENUE PARTNERS LLC	5.208
LEHMAN-STAMM FAMILY PARTNERS LLC	3.944
SIM GLOBAL BALANCED TRUST.	4.839
DOUBLE BLACK DIAMOND OFFSHORE LTD	680.293
BLACK DIAMOND RELATIVE VALUE OFFSHORE LTD.	363.579
NESTLE FRANCE EQUILIBRE	49.253
SG ACTIONS INTERNATIONALES	170.635
ARRCO QUANT 1	1.050.791
MAIF CROISSANCE DURABLE	179.877
CAVOM MINIMUM VARIANCE	122.984
UF 6 A ACT	134.594
CASSETTE DIVERSIFIE	262.620
SG ACTIONS EUROPE MULTIGESTION	45.604
DIVERSIFIE ACTIONS 50-65 DU CD	16.788
MACIF CROIS DURABLE EUROPE	1.234.603
SG ACTIONS EUROPE	159.052
SG ACTIONS MONDE	23.700
SG ACTIONS EUROPE LARGE CAP	70.276
ETOILE ACTIONS RENDEMENT	389.084
OFI AM	403.853

\* ELENCO DELEGANTI \*

GUIDESTONE FUNDS INTERNATIONAL EQUITY FUND	1.577.192
THE AVI CHAI FOUNDATION	8.500
CATERPILLAR INVESTMENT TRUST	518.461
CONTINENTAL AIRLINES, INC. PENSION MASTER TRUST	170.822
CATERPILLAR INC MASTER RETIREMENT TRUST	1.766.944
CHURCH OF ENGLAND INVESTMENT FUND FOR PENSIONS	159.435
THE NORTHERN TRUST COMPANY SUB-ADVISED COLLECTIVE FUNDS TRUST	4.719.683
CSAA INSURANCE EXCHANGE	342.414
EMERSON ELECTRIC CO. RETIREMENT MASTER TRUST	179.000
NAT WEST BK AS TRUSTEE OF LEGAL & GENERAL EUROPEAN INDEX TR	4.288.864
LSV INTERNATIONAL VALUE EQUITY TRUST	2.650.700
NAT WEST BK PLC AS TRUSTEE OF THE LEGAL & GENERAL INT IND TR	391.410
MICHIGAN CATHOLIC CONFERENCE MASTER PENSION TRUST	32.492
NORTHERN FUNDS - INTERNATIONAL EQUITY INDEX FUND	2.637.338
NATIONAL WESTMINSTER BANK PLC AS TRUSTEE OF KES STRAT INV F	44.256
MASTER TR AGREE BETWEEN PFIZER INC AND THE NORTHERN TR CO	255.134
PRESBYTERIAN CHURCH (USA) FOUNDATION	17.319
NORTHERN TRUST GLOBAL INVESTMENTS COLLECTIVE FUNDS TRUST	15.474.160
NTGI-QM COMMON DAILY ALL COUNWD EX-US INV MKT INDEX F NONLEND	200.699
VOL EMPL BEN ASS OF THE NON-REPR EMPL OF SOUT CAL EDISON CO	24.960
1999 VOL EMPL BEN ASS NON-REPR EMPL OF SOUT CAL EDISON CO	17.028
TRINITY COLLEGE CAMBRIDGE	56.565
TYCO ELECTRONICS DEFINED BENEFIT PLANS MASTER TRUST	127.100
TOWERS WATSON PENSION SCHEME	40.000
THE COCA-COLA COMPANY MASTER RETIREMENT TRUST	735.000
FLORIDA PREPAID COLLEGE PROGRAM	581.173
GENERAL PENSION AND SOCIAL SECURITY AUTHORITY	228.572
HSBC - NORTH AMERICA (U.S.) PENSION TRUST	652.750
CIVIL EMPL RET SYS OF THE POLICE DEP OF KANSAS CITY, MISSOURI	15.400
POLICE RETIREMENT SYSTEM OF KANSAS CITY, MISSOURI	70.800
LOS ANGELES CITY EMPLOYEES RETIREMENT SYSTEM	2.485.801
CITY OF LOS ANGELES FIRE AND POLICE PENSION PLAN	519.694
LOCKHEED MARTIN CORPORATION MASTER RETIREMENT TRUST	237.083
MARSH AND MCLENNAN MASTER RETIREMENT TRUST	416.003
NTGI-QM COMMON DAILY EAFE INDEX FUND - LENDING	577.892
NTGI - QM COMM DAILY ALL COUNTRY WD EX-US EQ INDEX F - LEND	334.234
STICHTING PENSIOENFONDS VAN DE METALEKTRO (PME)	3.404.319
TT INTERNATIONAL FUNDS PLC	358.325
UNION PACIFIC CORPORATION MASTER RETIREMENT TRUST	439.400
BEAT DRUGS FUND ASSOCIATION	12.198
FS OVERLAY C - PARAMETRIC	11.391
HOSPITAL AUTHORITY PROVIDENT FUND SCHEME	1.196.526
HONG KONG SAR GOVERNMENT EXCHANGE FUND	7.510.187
GLOBAL BOND FUND	168.321
K INVESTMENTS SH LIMITED	1.149.920
THE BERNSTEIN INT VALUE (UNHEDGED CAP-WEIGHTED) SER	93.190
INTERNATIONAL MONETARY FUND STAFF RETIREMENT PLAN	39.738
UNIT NAT RELIEF AND WORKS AG FOR PALEST REF IN THE NEAR EAST	249.909
THE BUNTING FAM INT DEVELOPED EQUITY LIMITED LIABILITY CO	7.322
THE JBUT MASTER INVESTMENT PARTNERSHIP LLP	12.340
LSV INTERNATIONAL (AC) VALUE EQUITY FUND, LP	1.611.600
LOY PARTNERSHIP, LLC	47.438
CINDY SPRINGS, LLC	182.933
RAMI PARTNERS, LLC	132.736
FCM INTERNATIONAL LLC	11.440
NTCC COLLECTIVE FUNDS FOR GRANTOR TRUSTS	73.267
SANFORD C. BERNSTEIN & CO DBT INTERNATIONAL VALUE SERIES	155.090
NATIONAL COUNCIL FOR SOCIAL SECURITY FUND, P.R.C	2.023.444
FIDELITY SALEM STREET TRUST FIDELITY SERIES GLOBAL EX U.S. INDEX FUND	1.654.588
HSBC INTERNATIONAL EQUITY POOLED FUND	502.741
HALIFAX REGIONAL MUNICIPALITY MASTER TRUST	114.435
OPSEU PENSION PLAN TRUST FUND	25.800
HUBBELL INCORPORATED MASTER PENSION TRUST	11.312
THE TRUSTEES OF THE HENRY SMITH CHARITY	254.591

\* ELENCO DELEGANTI \*

NORTHERN TRUST INVESTMENT FUNDS PUBLIC LIMITED COMPANY	670.426
FORD MOTOR COMPANY OF CANADA, LIMITED PENSION TRUST	74.384
COMMONWEALTH SUPERANN CORP ATF ARIA INVESTMENTS TR	668.184
STICHTING HEINEKEN PENSIOENFONDS	1.061.968
STICHTING PENSIOENFONDS APF	755.338
STICHTING PENSIOENFONDS IBM NEDERLAND	68.843
PUBLIC EMPLOYEES RETIREMENT ASSOCIATION OF COLORADO	6.883.832
HSBC UCITS COMMON CONTRACTUAL FUND	35.660
FOOD & AGRICULTURE ORGANISATION OF THE UNITED NATIONS.	255.301
VERDIPAPIRFONDET KLP AKSJEGLOBAL INDEX 1	946.958
VERDIPAPIRFONDET KLP AKSJEEUROPA INDEKS 1	463.378
ABU DHABI RETIREMENT PENSIONS AND BENEFITS FUND	678.522
NORTHERN TRUST UCITS FGR FUND	1.583.349
KOMMUNAL LANDSPENSJONSKASSE GJENSIDIG FORSIKRINGSSKAP	546.748
STICHTING DOUWE EGBERTS PENSIOENFONDS	282.250
STICHTING BEDRIJFST VOOR HET BEROEPSVERVOER OVER DE WEG	2.932.495
STICHTING PENSIOENFONDS ING	460.406
IPM EQUITY UMBRELLA FUND	85.135
VANGUARD DEVELOPED MARKETS INDEX FUND	34.749.743
WELL TRCO NA MULTI. COLLECT. INV FUND	12.665
ADVISOR MANAGED TRUST - TACTICAL OFFENSI	235.342
DEUTSCHE EUROPEAN EQUITY FUND	82.230
THE ADVISORS' INNER CIRCLE FUND CORNER STONE ADVISORS GLOBAL PUBLIC EQUITY FUND	145.776
HSBC GROUP HONG KONG LOCAL STAFF RETIREMENT BENEFIT SCHEME	29.640
ALLIANZGI FONDS ACK	58.710
ALLIANZ STRATEGIEFONDS WACHSTUM PLUS	834.893
ALLIANZGI FONDS AFE	237.209
ALLIANZGI FONDS PF2	379.613
ALLIANZGI FONDS PTV2	1.013.686
ALLIANZGI FONDS PF1	291.910
ALLIANZGI FONDS GEW	4.974
ALLIANZGI FONDS RBB	163.536
DBI FONDS EKIBB	116.834
ALLIANZGI FONDS WERT	7.200
ALLIANZGI FONDS VEMK	28.475
ALLIANZGI FONDS GANO 2	49.513
DEAM FONDS EDV 1	40.599
ALLIANZ GI FONDS RANW II	146.566
ALLIANZGI FONDS PENSIONS	72.345
ALLIANZGI FONDS AEVN	1.203.981
ALLIANZGI FONDS AESAN	44.670
ALLIANZGI FONDS AMEV	30.769
ALLIANZGI PSDN	93.400
ALLIANZGI FONDS TOSCA	111.737
KREBSHILFE 2 FONDS	6.178
ALLIANZGI FONDS DBS	24.879
ALLIANZGI FONDS ESMT	4.730
ALLIANZGI FONDS CAESAR	10.047
ALLIANZGI FONDS PAK	11.989
ALLIANZGI FONDS STIFTUNGSFONDS WISSENSCH	32.956
STANDARD LIFE INVESTMENTS	200.445
LEGALSUPER	140.324
FCP OFFENSIF AIR LIQUIDE EXPANS	30.780
FCPE COFACE	10.000
FCPE BARCLAYS DIVERIFIE ACTIONS	30.000
STAUBLI 80 20 CREDIT MUTUEL FCPE	10.000
STAUBLI 50 50 CREDIT MUTUEL FCPE	10.000
PICTET-EUROPE INDEX	2.840.533
BUREAU OF LABOR FUNDS- LABOR PENSION FUND	1.439.557
BUREAU OF LABOR FUNDS - LABOR RETIREMENT FUND	54.304
DEKA INVEST GMBH RE DEKA-BAV-FONDS	250.407
DEKA INVEST RE SIGMA PLUS KONSERVATIV	57.882
DEKA INVESTMENT GMBH RE DEKA-BR 100	1.500.000
DEKA INVEST GMBH RE DEKA-BR 85	340.768

\* ELENCO DELEGANTI \*

DEKA INVESTMENT GMBH RE DEKA-BR 75	124.475
DEKA INVESTMENT GMBH RE DEKA-BR 55	35.000
DEKA INVESTMENT GMBH RE DEKA-BR 35	134.557
DEKA INVESTMENT GMBH RE DEKA-BASIS	30.000
DEKA BASISSTRATEGIE FLEXIBEL	31.870
DEKA INVEST GMBH RE DEKA-PB DEFENSIV	41.345
DEKA INVEST DIVIDENDENSTRATEGIE CF A	4.842.000
CARBON AWARE INTERNATIONAL SHARES FUND	22.534
BT EUROPEAN GROWTH FUND	257.884
PETERCAM B FUND	70.000
SHELL PENSIONS TRUST LIMITED AS TRUSTEE OF SHELL CONTRIBUTORY PENSION FUND	1.572.238
DEKA INVESTMENT GMBH RE DEKA-BR 20	11.611
DEKA INVEST REGIONALE-WUPPERTAL-FONDS	26.479
DEKA INVEST.GMBH RE A-HAM-FONDS	39.399
DEKA INVESTMENT GMBH TRIANON-FONDS AKTIE	46.981
DEKA INTERNATIONAL S.A RE DEKA-EURO PAGARANT	620.303
JFB I LTD	1.345
REG RETR EMPL MANUELS VILLE MONTREAL	230.393
THE PENS PL OF THE UNITED CHURCH OF CAN	167.800
THE PHASE INVESTMENT FUND	65.696
PERPETUAL PRIVATE INTERNAT SHARE FUND	569.700
FONDS DE SOLIDARITE DES TRAV.QUEBEC FTQ	153.447
ELECTRICAL INDUSTRY PENS TR FUND ALBERTA	75.200
FTSE ALL WORLD INDEX FUND	494.560
HSBC GLOBAL INVESTMENT FUNDS	533.680
NMM5 GIEP BRI ACCOUNT	417.864
HSBC MANAGED BALANCED FUND	19.948
HSBC GUARANTEED FUND	30.204
HSBC MANAGED GROWTH FUND	33.161
HSBC MANAGED STABLE FUND	5.933
HSBC MANAGED STABLE GROWTH FUND	1.774
HSBC LIFE (INTERNATIONAL) LIMITED	351.693
HSBC POOLED INVESTMENT FUND, HSBC POOLED EUROPEAN EQUITY FUND	7.274.060
UNIVERSITY OF HONG KONG STAFF TERMINAL B	19.442
FLF STRATEGIC GLOBAL EQUITY FUND	247.618
MHTB (LUX)/TMA UMBRELLA FUND-GLOBAL EQUI	52.600
TMA UMBRELLA FD-TMA ACWI EX-JAPAN PORTF.	69.900
AMEV SCHADE BELEGGINGEN	262.616
DEAM FONDS VVK 2	22.521
STANDARD LIFE ASSURANCE LIMITED	23.046.317
SLIC - EUROPEAN EQUITY GROWTH FUND	510.629
FOCUSED SICAV GLOBAL EQUITY STRATEGY (USD)	21.012
JOHN HANCOCK VARIABLE INSURANCE TRUST INTERNATIONAL EQUITY INDEX TRUST	253.630
SLIC - EUROPEAN EQUITY INCOME FUND	6.154.685
PANAGORA DYNAMIC GLOBAL EXTENDED ALPHA FUND LTD	1.754.635
JOHN HANCOCK FUNDS II GLOBAL ABSOLUTE RETURN STRATEGIES FUND	3.167.527
FP RUSSELL ICVC - INTERNATIONAL GROWTH ASSETS FUND	119.113
TRANSNET RETIREMENT FUND	258.701
TRANSPORT PENSION FUND	64.400
INTERNATIONAL EXPATRIATE BENEFIT MASTER TRUST	37.133
NEUBERGER BERMAN ALTERNATIVE FUNDS NB MULTI-ASSET INCOME FUND	747
AMERICAN CENTURY STRATEGIC ASSET ALL, INC. STRAT ALL CONS F	54.095
AMERICAN CENTURY STRAT ASSET ALL, INC. STRAT ALL MODERATE F	227.054
AMERICAN CENTURY STRAT ASSET ALL, INC. STRATEGIC ALL AGGR F	176.089
AMERICAN CENTURY WORLD MUTUAL FUNDS INC - NT INT VALUE FUND	2.622.881
AMERICAN CENTURY RETIREMENT DATE TRUST	361.897
ALPINE GLOBAL INFRASTRUCTURE FUND	521.000
THE MASTER TRUST BK OF JP RE F RUSSELL INV (JP) INTL EQUITY F	234.700
MET INVESTORS SERIES TRUST- JPMORGAN GLOBAL ACTIVE ALL PTF	1.905.374
ALLIANZGI BEST STYLES INTERNATIONAL EQUITY FUND	57.753
RUSSELL INVESTMENT COMPANY SELECT INTERNATIONAL EQUITY FUND	590.894
INTECH GLOBAL ALL COUNTRY ENHANCED INDEX FUND LLC	7.819
RUSSELL COMMON CONTRACTUAL FUND	333.200
RUSSELL INSTITUTIONAL FUNDS PLC	29.890

\* ELENCO DELEGANTI \*

STATE STREET GLOBAL EQUITY EX-US INDEX PORTFOLIO	370.696
MORGAN STANLEY INSTITUTIONAL FUND TR- GL MULTI-ASSET INC PTF	1.336
NEW SHIPS, INC. PENSION MASTER TRUST	390.042
DEUTSCHE AM INV GMBH FOR DEAM FONDS RHEIN	340.000
DEUT ASS & WEALTH MNGM INV GMBH FOR DEAM-FONDS LHG 1	202.000
SSGA SPDR ETFS EUROPE II PUBLIC LIMITED COMPANY	1.121.453
SIR DAVID TRENCH FUND FOR RECREATION	19.258
UBS IQ MSCI WORLD EX AUSTRALIA ETHICAL ETF	6.363
UBS IQ MSCI EUROPE ETHICAL ETF	5.152
VANGUARD INVESTMENTS COMMON CONTRACTUAL FUND	619.874
WELLS FARGO BK DECL OF TR EST INV FUNDS FOR EMPLOYEE BEN TR	472.328
SSGA EAFE INDEX PLUS NON-LENDING COMMON TRUST FUND	14.777
SSGA INTERNATIONAL ALPHA NON-LENDING QP COMMON TRUST FUND	45.446
METALLRENTE FONDS PORTFOLIO	167.306
ALLIANZ STIFTUNGSFONDS NACHHALTIGKEIT	143.248
DEUTSCHE INVEST II	832.107
DEUTSCHE INVEST I	2.385.032
MFS MERIDIAN FUNDS	7.060.044
ISHARES CORE MSCI EAFE IMI INDEX ETF	338.281
STATE STREET TRUSTEES LTD ATF ABERDEEN CAPITAL TRUST	297.225
BLACKROCK AM SCHWEIZ AG OBO BIFS WORLD EX SWITZ EQ INDEX FUND	37.297
AQR FUNDS - AQR EQUITY MARKET NEUTRAL FUND	1.183.665
AQR FUNDS- AQR STYLE PREMIA ALTERNATIVE LV FUND	329.683
AQR FUNDS - AQR LONG SHORT EQUITY FUND	3.514.155
MILLPENCIL (US) LP	1.897
RUSSELL OVERSEAS EQUITY POOL .	1.138.179
LMCG GLOBAL MULTICAP FUND	980
STG PFDS ACHMEA MANDAAT BLACKROCK	398.277
PETTELAAR EFFECTENBEW. INZ. SNSRESP. IND. FND	1.310.859
FRANKLIN MUTUAL GLOBAL DISCOVERY FUND	1.959.656
VOYA INTERNATIONAL INDEX PORTFOLIO	859.670
VOYA EURO STOXX 50INDEX PORTFOLIO	1.193.702
DUGUAY ACTIONS EUROPE	133.532
ARRCO LONG TERME D ACTIONS	710.541
EGEPARGNE ACTIONS ISR-ACTIONS INTER	100.000
FCPE TECHNIP EQUILIBRE	43.364
PREDIQUANT A2 - DIVIDENDES EURO	1.253.486
GRD 18 ACTIONS	206.445
FCP ECUREUIL PROFIL 90	2.349.595
FCP HSBC ACTIONS EUROPE	1.862.901
FCP CNP ASSUR EUROPE NEUFLIZE OBC	400.000
FCP BFT EUROPE DIVIDENDES	330.000
FCPE AMUNDI PREM PATRIMOINE	132.376
ATOUT EUROLAND MIN VAR	417.739
LCL ACTIONS EURO MIN VAR	244.099
LA BANQUE POSTALE ASSET MANAGEMENT	267.681
LSV1EHE, LSV2EHE	24.300
SONDERVERMOGEN ALLIANZGI-FONDS DEW-CO	38.638
SONDERVERMOGEN ALLIANZGI-FONDS DSW-CO	47.044
SONDERVERMOGEN ALLIANZGI-FONDS DHCO	28.772
GENERALI INVESTMENTS EUROPE SPA SGR	2.806.218
NN (L)	12.177.875
FIDELITY SAL ST SPARTAN GLOBAL EX US IN	994.309
GESTIELLE CEDOLA ITALY OPPORTUNITY DI ALETTI GESTIELLE SGR	850.000
PIMCO EQUITY SERIES: PIMCO RAE FUNDAMENTAL INTERNATIONAL FUND	504.064
HENDERSON DIVIDEND + INCOME BUILDER FUND	319.508
ALLIANZ GLOBAL INVESTORS GMBH FOR DBI-FONDS ANDUS	225.319
PIMCO RAE FUNDAMENTAL INTERNATIONAL FUND LLC	1.241.002
ANIMA FUNDS PLC	2.504.661
RHUMBLINE INTERNATIONAL POOLED INDEX TRUST	42.398
GLOBAL EX US ALPHA TILTS FUND B	8.562
INTERNATIONAL TILTS MASTER PORTFOLIO OF MASTER INVESTMENT PTF	6.180
RUSSELL INVESTMENT COMPANY RUSSELL TAX-MANAGED INTL EQ FUND	739.735
ALLIANZ GLOBAL INVESTORS GMBH FOR DBI-FONDS SFT 4	11.163

\* ELENCO DELEGANTI \*

ALLIANZ GLOBAL INVESTORS GMBH FOR ALLIANZGI-FONDS HPT	221.286
ALLIANZ GLOBAL INVESTORS GMBH FOR ELK-COFONDS	699.746
WISDOMTREE GLOBAL EX-U.S. HEDGED DIVIDEND FUND	2.918
ALLIANZ GLOBAL INV GMBH FOR ALLIANZGI-FONDS SFT2	46.546
REGARD ACTIONS EURO	1.337.292
FCP GROUPAMA RHONES ALPES AUVERGNE	20.855
FCPE GROUPAMA EPARGNE RESPONSABLE	355.300
DEAM FONDS ROCK	428.903
BANQUE PICTET & CIE SA	425.416
JPMORGAN INTERNAT.RESEARCH ENHANCED EQUI	2.413.502
CHINA LIFE INSURANCE COMPANY LIMITED	594.300
CONNECTICUT GENERAL LIFE INSURANCE COMPA	85.824
INTERNATIONAL GROWTH AND INCOME FUND	23.080.500
EUROPACIFIC GROWTH FUND	78.250.000
DEKA INVEST GMBH RE A-VSA-FONDS	48.396
BMO MSCI EAFE INDEX ETF	703.825
SOUTH CAROLINA RETIREMENT SYSTEMS GROUPTRUST	76.008
PREMIER OPTIMUM INCOME FUND A SUB-FUND OF PREMIER FUNDS	509.253
SSGA GROSS ROLL UP UNIT TRUST	268.853
MICROSOFT GLOBAL FINANCE	27.074
HAGFORS LIMITED	95.178
PF INTERNATIONAL VALUE FUND	411.193
UNION INVESTMENT LUXEMBOURG SA	558.004
U.S. AND INTERNATIONAL SPECIALTY CLASS	17.482
INDIANA PUBLIC RETIREMENT SYSTEM	941.279
AON HEWITT COLLECTIVE INVESTMENT TRUST	98.460
DUKE UNIVERSITY	251.036
ST BEW S.A. BEL.POOLS GLOB.EQ. FACTOR FUND	271.950
SG DIVERSIFIE ISR	59.537
FCPE MACIF CROISSANCE DURABLE	48.696
DARWIN DIVERSIFIE 60-80 ACTION	35.732
ETOILE ENERGIE EUROPE	171.733
MACIF CROISSANCE DURABLE ET SO	88.210
FCPE AMUNDI LABEL EQUILIBRE	78.140
FCPE AMUNDI LABEL PRUDENCE	49.773
FCPE AMUNDI LABEL DYNAMIQUE	71.002
A.A. - BNP PAM -ISR	1.067.170
FCP BOURBON 4	179.866
CNP ACP ACTIONS LT	61.233
FCP NATEXIS PERFORMANCE 9	149.951
ARIA	7.766
GROUPAMA ASSET MANAGEMENT	642.603
HSBC ACTIONS DEVELOPPEMENT DURAB	999.002
FCP GROUPAMA EURO STOCK	229.700
FCP FEDERAL OPTIMAL	428.000
OPCVM SEBYOND EQUITY FACTOR INVESTING EURO	141.309
LANSDOWNE DEVELOPED MARKETS MASTER FUND LIMITED	60.610
AHL GENESIS LIMITED	3.588
UBS MULTI MANAGER ACCESS EMU EQUITIES	827.315
UBS GLOBAL SOLUTIONS - GLOBAL EQUITIES EUR	67.157
UBS GLOBAL SOLUTIONS - GLOBAL EQUITIES II EUR	85.799
GIM TOKYO FD	424.076
MACQUARIE GLOBAL LISTED INFRASTRUCTURE C	265.015
GLOBAL X SCIENTIFIC BETA EUROPE ETF	6.180
FCP BNP PARIBAS ACTIONS EUROPE	31.976
FCPE LIMACTIF	65.263
FCP NATIO-FONDS COLLINE 1	3.794.277
FCPE GPE FMC FCE DIV BNP	43.857
FCP NF COLLINES INVEST 3	2.587.012
BNP PARIBAS RETRAITE	67.897
BNP PARIBAS RETRAITE 2025 2027	201.655
BNP PARIBAS RETRAITE 75	233.183
BNP PARIBAS RETRAITE 100	775.026
FCPE MULTIPAR EQ. SOC. RES	732.543



\* ELENCO DELEGANTI \*

FCPE MULTIPAR ACTS SR	1.159.314
MULTIPAR SOLIDAIRE DYNA SR	1.652.941
BNP EURO VALEURS DURAB	1.186.976
FCPE HARMONY	68.937
CRCCF BNPP AM	175.018
MAIF INVEST RESPO EUROPE	388.377
HENDERSON INVESTMENT FUND OEIC	2.977.299
ALLIANZGI FONDS USES	13.205
CAPACITY FONDS INSTITUTIONNEL ACTIONS ETRANGERES	49.804
GIVI GLOBAL EQUITY FUND CLT AC	96.509
SHELL TRUST BERMUDA LTD AS TRUSTEE OF THE SHELL OVERSEAS CONTRIBUTORY PENSION FUND	54.177
DEKA INVESTMENT GMBH RE DEKA-MULTIASSET INCOME	78.000
DEKA INVEST. RE DEKA-DIVIDENDENDISCOUNT	32.000
CHINA LIFE INSURANCE (GROUP) COMPANY	77.721
BLACKROCK INTERNATIONAL ALPHA TILTS FUND	401.655
UBS (US) GROUP TRUST	274.548
EQ ADVISORS TRUST-AXA GLOBAL EQ MANAGED	385.295
DEKA INVESTMENT GMBH RE MFR-MASTERFONDS	116.306
DEKA INV. GMBH RE A-GOLDENE AUE-FONDS	75.000
DEKA INVEST GMBH RE DEKA-CUX-LCR-FONDS	20.000
DEKA INVEST. GMBH RE A-KLB-MASTERFONDS	686.300
DEKA INVESTMENT GMBH RE DOHAMUN-FONDS DER IHK ZU DORTMUND	5.650
KAPITALFORENINGEN PENSAM INVEST PSI 30 EUROPAEISKE AKTIER	1.367.405
KAPITALFORENINGEN INSTITUTIONEL INVESTOR EUROPAELSK AKTIER	177.387
STATE OF WYOMING	345.106
MFS GLOBAL ALTERNATIVE STRATEGY FUND	29.398
EQ ADVISORS TRUST - AXA TEMPLETON GLOBAL	95.215
COMMINGLED PENSION TRUST FUND (INTREPID INTERNATIONAL) OF JPMORGAN CHASE BANK	1.263.892
BOMBARDIER TRUST U.S. MASTER TRUST	273.086
KATHERINE C. MOORE CHARITABLE LEAD ANNUITY TRUST II	6.060
MFS INTERNATIONAL RESEARCH EQUITY LLC	90.232
PROSHARES HEDGED FTSE EUROPE ETF	3.668
EQ ADV TRUST EQ/INT. EQ. INDEX PORTFOLIO	2.088.879
JPMORGAN INSURANCE TRUST GLOBAL ALLOCATI	17.304
UBS FTSE RAFI DEVELOPED 1000 INDEX FUND	304.555
MANULIFE ASSET MANAGEMENT GLOBAL FUND	801.495
MANULIFE GLOBAL ENHANCED EQUITY FUND AQR	3.175
AURION INTERNATIONAL DAILY EQUITY FD	38.574
ARCELORMITTAL DOFASCO INC HYBRID PLAN	238.697
DOFASCO EMPLOYEES SAV & PRO SHARING FUND	55.424
BOMBARDIER TRUST (CANADA) REAL RETURN AS	1.109.026
STICHTING BEDRIJFSTAKPENSIOENFONDS ZORGVZERZEKERAARS	256.300
UNION OF THE SIS OF THE PRES OF THE BLESSED VIRGIN MARY-GEN	162.592
GARRISON PROPERTY AND CASUALTY INSURANCE COMPANY	294.700
NISSAN NORTH AMERICA, INC. EMPLOYEE RETIREMENT PL MSTR TRUST	85.140
USAA CASUALTY INSURANCE COMPANY	2.184.700
USAA GENERAL INDEMNITY COMPANY	585.100
RED LIFE REINSURANCE SERVICES LIMITED AGREEMENT	865.000
LAKE AVENUE INVESTMENTS, LLC	156.281
82A HOLDINGS, LLC	127.172
SAMFORD UNIVERSITY	5.532
TEACHERS'S RETIREMENT SYSTEM OF OKLAHOMA	1.055.906
CATASTROPHE REINSURANCE COMPANY	586.800
THE TRUSTEES OF THE BT PENSION SCHEME	534.755
THE TRUSTESS OF IBM PENSION PLAN	235.823
THE TRUSTEES OF JAGUAR PENSION PLAN	138.087
THE TRUSTEES OF MICHELIN PENSION & LIFE ASSURANCE PLAN	77.544
UNITED SERVICES AUTOMOBILE ASSOCIATION	747.100
LEGAL & GENERAL AUTHORISED CONTRACTUAL SCHEME	107.221
FIDELITY RUTLAND SQUARETRUST II: STRATEGIC ADVISERS INT F	3.050.290
LAZARD INTERNATIONAL EQUITY ADVANTAGE PORTFOLIO	1.510
MFS HERITAGE TRUST COMPANY COLLECTIVE INVESTMENT TRUST	328.696
USAA GLOBAL EQUITY INCOME FUND	255.410
SPDR MSCI WORLD QUALITY MIX FUND	1.302

\* ELENCO DELEGANTI \*

AMERICAN BAR ASSOCIATION MEMBERS/MTC COLLECTIVE TRUST	74.200
TANGERINE BALANCED INCOME PORTFOLIO	16.557
TANGERINE BALANCED PORTFOLIO	101.866
TANGERINE BALANCED GROWTH PORTFOLIO	86.522
TANGERINE EQUITY GROWTH PORTFOLIO	74.941
DIVERSIFIED REAL ASSET CIT	633.386
AQR COLLECTIVE INVESTMENT TRUST	110.644
PANAGORA DYNAMIC GLOBAL EQUITY (EX TOBACCO) FUND	1.068.850
BIMCOR GLOBAL EQUITY POOLED FUND	541.008
STATE STREET IRELAND UNIT TRUST	1.867.747
TENNESSEE CONSOLIDATED RETIREMENT SYSTEM	5.134.859
VANGUARD FTSE DEVELOPED ALL CAP EX NORTH AMERICA INDEX ETF	70.153
BLACKROCK MSCI WORLD INDEX FUND OF BLACKROCK FUNDS	114.469
BLACKROCK MSCI EUROPE EQUITY ESG SCREENED INDEX FUND B	7.735
MFS RESEARCH INTERNATIONAL FUND	13.901.115
MFS VARIABLE INSURANCE TRUST II - MFS RESEARCH INT PORTFOLIO	862.769
MET INVESTOR SERIES TRUST-MFS RESEARCH INTERNATIONAL PTF	4.000.992
THE TRUSTEES OF BP PENSION FUND	3.268.071
THE TRUSTEES OF CONOCOPHILLIPS PENSION PLAN	220.237
FIRST STATE INVESTMENTS ICVC-FIRST STATE DIVERSIFIED GROWTH F	7.654
THE TRUSTEES OF THE KELLOGG BROWN AND ROOT (UK) LTD PENSION PL	85.800
THE TRUSTEES OF SAL PENSION SCHEME	53.870
MERCY SUPER	49.900
COLONIAL FIRST STATE	439.120
BERESFORD FUND PLC	90.709
PRINCIPAL MPF EUROPEAN EQUITY FUND	203.887
CFSIL - COLONIAL FIRST STATE GLOBAL ASSET MANAGEMENT MULTI SECTOR TRUST 1	1.289
ECOFIN WATER AND POWER OPPORTUNITIES PLC CO BNP PARIBAS SECURITIES SERVICES	754.337
STANDARD LIFE WEALTH ACER FUND CITIBANK INTERNATIONAL PLC	69.675
LEGAL AND GENERAL COLLECTIVE INVESTMENT TRUST	1.060.527
CFSIL RE COLONIAL FIRST STATE INVESTMENT FUND 10	145.928
VICTORY CAPITAL INTERNATIONAL COLLECTIVE INVESTMENT TRUST	43.964
ALLIANZ SUISSE LEBENSVERSICHERUNGS-GESELLSCHAFT AG	1.217.205
SHBNPP EURO INDEX SECURITY MASTER INVEST	78.057
WEST MIDLANDS METROPOLITAN AUT PENS FD	1.942.000
MEDIOLANUM GESTIONE FONDI SGR S.P.A - FLESSIBILE ITALIA	7.000.000
EURIZONCAPITAL SGR S.P.A. - EURIZON AZIONI AREA EURO	181.543
BAYERNINVEST KVG MBH	5.161.684
LANSDOWNE ENERGY DYNAMICS MASTER LP	2.644.708
STICHTING PENSIOENFONDS METAAL	3.040.245
CITIBANK INTERNATIONAL PLC AS TRUSTEE CITIBANK INT.PLC	30.258.474
STICHTING PENSIOENFONDS METAAL EN T MN SERVICES	385.656
SDA INTL EQUITY INDEX FD WORLD	199.149
EATON VANCE INTERNATIONAL (IRELAND)	14.000
BRIDGE BUILDER INTERNATIONAL EQUITY FUND	2.029.670
FRANKLIN MUTUAL EUROPEAN FUND	2.142.260
TRUST AND CUSTODY SERV BANK	519.367
FDJ ACTIONS EURO	75.776
FCP AMUNDI RENDEMENT PLUS	250.881
HARMO PLACEMENT 2	274.939
FCP EDMOND DE ROTHSCHILD EURO SRI	224.000
AGIRA RETRAITE DIVERSIFIE	186.681
FCP PORTFOLIO LCR ACTIONS	108.134
FCPE IBM FRANCE F	99.710
SICAV EPARGNE ETHIQUE ACTIONS	184.000
SICAV CHOIX SOLIDAIRE	122.089
FCP ECOFI FLEXIBLE	33.822
AZL NFJ INTERNATIONAL VALUE FUND	33.339
PENSION FUND OF THE CHRISTIAN CHURCH DISCIPLES OF CHRIST	117.000
TD INTERNATIONAL EQUITY INDEX ETF	2.354
THE BOSTON COMPANY PRIVATE TRUTHE INTERNATIONAL EQ	142.474
TEACHERS' RETIREMENT ALLOWANCESFUND	14.083
1975 IRREVOCABLE TRUST OF CD WEYERHAUSER	2.814
JOHN HANCOCK GLOBAL FOCUSED STRATEGIES FUND	52.154

\* ELENCO DELEGANTI \*

AHL EVOLUTION LTD SHARMAINE BERKELEY ARGONAUT LTD	376.873
BLACK DIAMOND RELATIVE VALUE	180.771
PINEBRIDGE FUND SERIES PINEBRIDGE EUROPE EQUITY FUND	483.452
CITIBANK EUROPE PLC AS TRUSTEE FOR STANDARD LIFE WEALTH BALANCED BRIDGE FUND	1.912.709
FCP FEDERAL ACTIONS RENDEMENT	450.000
FEDERAL CONVICTION ISR EURO	1.600.000
CROISSANCE DIVERSIFIEE	18.192
FCP ECUREUIL PROFIL 75	994.504
NATIXIS ACITONS EUROPE RENDEMENT	222.159
AECOM DC RETIREMENT PLANS SMA MASTER TRUST	59.617
THE CULLEN TRUST FOR HEALTH CARE	47.952
STATE OF IDAHO ENDOWMENT FUND INVESTMENT BOARD	22.352
NGEE ANN POLYTECHNIC	2.348
SAMFORD UNIVERSITY PENSION PLAN TRUST	6.100
MS TR AGREE UN VAR EMPL BEN PL UNIL US INC & ITS SUB & AFF	64.502
MOUSSERENA, LP	888.424
STATES OF GUERNSEY SUPERANNUATION FUND	41.133
INTER AMERICAN DEVELOPMENT BANK STAFF RETIREMENT FUND	420.202
LEGAL & GENERAL MSCI EAFE FUND, LLC	321.491
MARITIME AND PORT AUTHORITY OF SINGAPORE	366.199
FUTURE FUND BOARD OF GUARDIANS FOR AND ON BEHALF OF FUTURE F	2.116.459
THE TRUSTEES OF CABLE & WIRELESS SUPERANNUATION FUND	321.225
THE TRUSTEES OF LAND ROVER PENSION SCHEME	173.100
LEGG MASON DEVELOPED EX-US DIVERSIFIED CORE ETF	7.251
WELLS FARGO UTILITIES AND HIGH INCOME FUND	1.225.000
WELLS FARGO GLOBAL DIVIDEND OPPORTUNITY FUND	3.750.000
JOHN HANCOCK ENDURING EQUITY FUND	748.298
AMERICAN CENTURY WORLD MUTUAL FUNDS, INC. INTL VALUE F	251.490
ANGELES GLOBAL EQUITY OPPORTUNITIES FUND LLC	87.000
RUSSELL INVESTMENT COMPANY RUSSELL GLOBAL EQUITY FUND	843.198
ALLIANZ NFJ INTERNATIONAL VALUE FUND	2.084.783
ALLIANZ NFJ INTERNATIONAL VALUE II FUND	1.385
THE HARTFORD GLOBAL REAL ASSET FUND	114.712
ROCHE U.S. RETIREMENT PLANS MASTER TRUST	1.339.900
TRANSAMERICA JPMORGAN TACTICAL ALLOCATION VP	109.592
TRANSAMERICA AB DYNAMIC ALLOCATION VP	39.844
SUNAMERICA SERIES TRUST- SA BLACKROCK VCP GLO MUL ASSET PTF	172.059
STATE STREET INTERNATIONAL DEVELOPED EQUITY INDEX PORTFOLIO	1.341.151
DEUTSCHE EAFE EQUITY INDEX FUND	33.775
ONEOK, INC. RETIREMENT PLAN TRUST	34.886
RETIREMNT & SEC PROG. & SAVNGS PLN OF NTCA & ITS MBRS MSTR TST	92.664
STATE OF ALASKA DEPARTMENT OF ADMINISTRATION	354.310
STANDARD LIFE INV GLO ABS RETURN STRAT MASTER FUND LTD.	2.182.476
VANGUARD FTSE DEVELOPED EUROPE ALL CAP INDEX ETF	77.183
VANGUARD DEVEL ALL-CAP EX NORTH AMERICA EQT IND POOLED FUND	14.116
VANGUARD INVESTMENTS II COMMON CONTRACTUAL FUND	175.472
THE WELLINGTON TR CO NAT ASS MULT COMM, ENDURING ASSETS PTF	1.180.874
WELLINGTON TR CO NAT ASS MULT COM TR F TR DAILY END ASS PTF	1.275.313
WELLS FARGO DIVERSIFIED INTERNATIONAL FUND	79.600
WISDOMTREE DYNAMIC CURRENCY HEDGED EUROPE EQUITY FUND	3.467
WISDOMTREE DYNAMIC CURRENCY HEDGED INTRNL EQUITY FUND	252.437
WISDOMTREE INTERNATIONAL EQUITY FUND	523.128
WISDOMTREE GLOBAL HIGH DIVIDEND FUND	38.618
WELLINGTON MANAGEMENT FUNDS (IRELAND) PLC	1.247.430
STATE STREET SP GLO INFRA INDEX NON-LENDING COMMON TRUST FUND	763.624
ISHARES MSCI EUROZONE ETF	17.415.730
ISHARES CORE MSCI EUROPE ETF	1.460.820
ISHARES INTERNATIONAL FUNDAMENTAL INDEX ETF	186.245
ISHARES GLOBAL MONTHLY DIVIDEND INDEX ETF (CAD-HEDGED)	48.231
CDN ACWI ALPHA TILTS FUND	100.529
MFS VARIABLE INSURANCE TRUST II - MFS GLOBAL RESEARCH PTF	123.309
METROPOLITAN SERIES FUND- MSCI EAFE INDEX PORTFOLIO	626.740
THE UNIVERSAL INST F INC - GLOBAL STRATEGIST PORTFOLIO	4.573
AQR R.C. EQUITY AUSTRALIA FUND	9.329

\* ELENCO DELEGANTI \*

THE TRUSTEES OF STAGECOACH GROUP PENSION SCHEME	572.200
NGAM INVESTMENT FUNDS U.K. ICVC - SEEYOND FACT + EU EX UK EQ F	6.963
VANGUARD INV FDS ICVC-VANG FTSE DEV WOR LD EX - UK EQT IND FD	912.658
RUSSELL TAX EFFECTIVE GLOBAL SHARES FUND	558.238
KAIROS INTERNATIONAL SICAV - RISORGIMENTO	1.500.000
KAIROS INTERNATIONAL SICAV - ITALIA	2.500.000
ALLIANZGI NFJ INTERNATIONAL VALUE CIT	59.723
FIRST TRUST EUROZONE ALPHADDEX ETF	9.895
THE ADV.INNER C.CORNERST.AD.GL.PUB.EQ. F	74.227
PANAGORA RISK PARITY M.A.C.FD	10.846
FIRST TRUST RIVERFRONT DYNAMIC EUROPE ET	15.453
FIRST TRUST RIVERFRONT DYN DEV INT ETF	32.672
BROWN BROTHERS HARRIMAN + CO, BOSTON CUSTODIAN FOR: THE ADVISORS' INNER CIRCLE III / PINEBRIDGE DYNAMIC ASSET ALLOCATION	48.473
MUTACTION 11	858.280
SICAV UBS F OPP MONDE 10	14.950
ALLIANZGI FONDNS NASPA PENSIONSfondS	44.007
ALLIANZGI FONDS PFALCO	154.690
ALLIANZGI FONDS DREDOK	105.875
ALLIANZGI SVKK	10.252
ALLIANZGI FOND AMMERLAND	170.429
ALLIANZGI FONDS MAV	25.196
ALLIANZGI FONDS PUK	5.578
ALLIANZGI FONDS GANO	9.727
FONDIS	220.685
CONVEST 21 VL	239.340
NOMURA TRUST BANKING TRUSTEE NIKKO GLOBA	684.141
MEDIOLANUM SPEC SICAV-SIF EQUITY INCOME	75.000
AQR UCITS FUNDS	129.622
BUREAU OF LABOR FUNDS-LABOR INSURANCE FUND	966.239
DEKA INVESTMENT GMBH RE DEKA	900.000
DEKA INVESTMENT GMBH DEKA MSCI EUROPE UC	275.789
VANGUARD GLOBAL QUANTITATIVE EQUITY FUND	17.442
JPMORGAN FUND ICVC - JPM CAUTIOUS MANAG	626.321
JNL-S&P INTERNATIONAL 5 FUND	215.721
AQR FUNDS - AQR INTERNATIONAL MULTI-STYLE FUND CORPORATION SERVICE COMPANY	398.451
DEKA INVESTMENT GMBH RE A-SKGO-FONDS	20.000
DEKA INVESTMENT GMBH RE LANDSBERG-FONDS	43.400
DEKA INVESTMENT GMBH RE DEKA EURO ISTOXX	1.002.521
ALLIANZ BEST STYLES GLOBAL AC EQUITY FUN	78.074
GOLDMAN SACHS STRATEGIC INTERNATIONAL EQ	599.820
SUN LIFE MFS LOW VOLATILY INTERNATION	119.297
MFS GLOBAL RESEARCH FUND	805.248
MFS CANADIAN EQUITY PLUS FUND	14.229
M AND S WORLDWIDE MANAGED FUND WORL	350.434
MERRILL LYNCH PROFESSIONAL CLEARING CORP	6.139.937
BNPP RET RESP 2028 2030	56.653
BNP PARIBAS EUROPE DIV RESPONSABLE	1.145.408
BNP PARIBAS ACT EUR RESP	1.904.470
HSBC ETFS PLC	455.762
DE SHAW VALUE ALL COUNTRY ALPHA EXTENSION FUND	242.487
D.E SHAW COUNTRY GLOBAL ALPHA EXTENSION PORTFOLIOS LLC	9.013
AXENT NABESTAANDENZORG N.V.	199.341
GLOBAL INFRASTR DIV FOCUS EQUITY FUND	7.911.592
GROUPAMA GAN VIE	632.260
FCP MICHELET UK TUNNEL	30.849
FCP ASTORG TUNNEL STX	534.780
FCP ASTORG CROISSANCE EMERGING	247.666
LYX MSCI EMU ETF - MH C-CHF	2.904
LYX MSCI EMU ETF - D - EUR	530.032
LYXOR INDEX FUND EURO	22.044
CHALLENGE FUNDS CHALLENGE ITALIAN EQUITY	4.000.000
MACQUARIE GLOBAL INFRASTRUCTURE INCOME F	88.367
CIDEL BANK & TRUST INC AS TRUSTEE	35.645

\* ELENCO DELEGANTI \*

ALM ACT ZONE EUR ISR	2.700.000
FCP ASTORG FLEXIBLE ALLOCATION	186.423
EQ ADV. TRUST AXA INTL.CORE MANAGED VOLA	483.754
DEKA INVEST. A-NORDHAUSEN 2-FONDS	60.300
DEKA INVESTMENT GMBH RE S BROKER 1 FONDS	43.000
EQ ADVISORS TRUST-AXA INTL.MANAGED VOLAT	1.101.126
EQ ADVISORS TST - ATM INTERNATIONAL MANA	850.658
EQ.ADVISORS TRUST-AXA/AB DYNAMIC GROWTH	326.760
OPPENHEIMER MACQUARIE GLOBAL INFRASTRUCR	57.795
MULTI SERIES WHOLESALE INTER EQUITIES TR	108.541
NN (L) LIQUID	2.233.213
SONDERVERMOEGEN ALLIANZGI-FONDS VBE	367.106
INVESTEC FUND MANAGERS SA LIMITED	19.081
STATE STREET GLOBAL INDEX PLUS TRUST	292.426
STATE STREET INTERNATIONAL EQUITIES INDEX TRUST	353.189
STATE STREET GLOBAL EQUITY FUND	267.238
FRANCISCAN ALLIANCE, INC.	436.398
GAM INVESTMENT MANAGEMENT (SWITZERLAND) AG	434.785
STATE STREET GLOBAL MANAGED VOL ALPHA NON-LENDING COM TRUST FD	296.656
STATE STREET DISCIPLINED GLOBAL EQUITY PORTFOLIO	9.520
BEAUMONT HEALTH MASTER RETIREMENT TRUST	25.329
VANGUARD GLOBAL VALUE FACTOR ETF	2.139
JAPAN TRUSTEE SERV BK LTD ATF SMTB PIMCO RAE LO VOL FR EQT M F	8.321
MERCER DIOCESE OF BROOKLYN LAY PENSION INVESTMENT TRUST	78.900
MERCER DIOCESE OF BROOKLYN GROWTH STRATEGY	158.300
MULTILABEL SICAV	2.679.000
SWISS & GLBL ASSET MNGMNT AG ON BHLF OF ZUR INVEST INSTIT FNDS	294.076
WISDOMTREE ISSUER PUBLIC LIMITED COMPANY	86.620
STANDARD LIFE INVEST GLOBAL FOCUSED STRATEGIES MASTER FUND LTD	520.890
SPHERE FTSE EUROPE SUSTAINABLE YIELD INDEX ETF	3.908
MSA PENSION PLAN	108.220
SPRINT MASTER TRUST	131.800
ASCENSION ALPHA FUND, LLC	1.914.175
USAA MASTER TRUST (PENSION AND RSP)	16.854
IAGAM GLOBAL EQUITY TRUST	645.858
VERDIPAPIRFONDET KLP AKSJEGLOBAL LAVBETA I	2.603.704
FORUM ONE	565.800
CORPORATION OF LLOYD'S .	305.135
PUBLIC EMPLOYEES RETIREMENT ASSOCIATION OF NEW MEXICO	499.515
KAPITALFORENINGEN EMD INVEST, GLOBALE AK TIER/II	45.086
KAPITALFORENINGEN EMD INVEST, GLOBALE AK TIER/III	53.423
BMO MONTHLY INCOME FUND	300.702
THE TRUSTEES OF GOLDMAN SACHS UK RETIREMENT PLAN	14.405
VANGUARD INV FUNDS ICVC-VANGUARD FTSE GLOB ALL CAP IND FUND	7.248
VFMC INTERNATIONAL EQUITY TRUST 1	100.843
FIRST STATE SUPERANNUATION SCHEME	1.980.214
VFMC INTERNATIONAL EQUITY TRUST 2	184.189
STATE STREET INT EQTS INDEX TRUST EX TOBACCO EX CONTR WEAPONS	49.578
SANOFI-AVENTIS US PENSION TRUST	45.600
RUSSELL INSTITUTIONAL FUNDS,LLC-RUSSELL GLOB EQ PLUS FUND	133.718
RUSSELL INSTITUTIONAL FUNDS,LLC-RUSSELL INTL EQUITY FUND	1.182.987
PIMCO BALANCED INCOME FUND (CANADA)	14.100
AQR FUNDS - AQR INT RELAXED CONSTRAINT EQUITY FUND	9.101
AQR INTERNATIONAL EQUITY EDGE FUND, L.P.	4.360
AQR GLOBAL ENHANCED MINIMUM VOLATILITY EQUITY FUND, L.P.	881
DEUTSCHE ASSET MNGM INV GMBH FOR DEAM-FONDS KLP 1	68.000
DEUTSCHE ASSET MNGM INV GMBH FOR DEAM FONDS VEF	13.500
RIVERSIDE CHURCH IN THE CITY OF NEW YORK	65.499
DEUTSCHE ASSET MNGM INV GMBH FOR DEAM FONDS ZSB 1	230.000
DEUTSCHE ASSET MNGM INV GMBH FOR DEAM FONDS PVZ 1	16.000
DEUTSCHE ASSET MNGM INV GMBH FOR DEAM-FONDS ZDB	150.000
DEUTSCHE ASSET MNGM INV GMBH FOR DEAM FONDS LW1	20.000
DEUTSCHE ASSET MNGM INV GMBH FOR DEAM-HAD-MITARBEITER II	15.000
DEUTSCHE ASSET MNGM INV GMBH FOR DEAM-HAD-MITARBEITER I	6.500

\* ELENCO DELEGANTI \*

DEUTSCHE ASSET MNGM INV GMBH FOR DEAM FONDS SWI	33.000
DEUTSCHE ASSET MNGM INV GMBH FOR STIFTUNGSFONDS SVC 1	38.868
DEUTSCHE ASSET MNGM INV GMBH FOR STIFTUNGSFONDS SV 1	240.000
DEUTSCHE ASSET MNGM INV GMBH FOR DEAM-FONDS UZS 1	50.000
DEUTSCHE ASSET MNGM INV GMBH FOR DEAM FONDS SVSW	55.000
DEUTSCHE ASSET MNGM INV GMBH FOR DEAM FONDS PTF	77.000
DEUTSCHE ASSET MNGM INV GMBH FOR DEAM FONDS UVG 1	23.400
POWER ASSETS DEFINED CONTRIBUTION SCHEME	15.447
SOUTH CALIF UTD FOOD & COMM WK UN & FOOD EMPL JOINT PENS TR F	811.564
SIEFORE XXI BANORTE CONS, SOC ANON DE CAPITAL VARIABLE	2.569.483
COMMONFUND STRATEGIC SOLUTIONS GLOBAL EQUITY, LLC	488.700
HARTFORD SCHRODERS INTERNATIONAL MULTI-CAP VALUE FUND	194.636
GREYSTONE GLOBAL INCOME + GROWTH FUND	94.448
GREYSTONE INTERNATIONAL INCOME AND GROWTH FUND	345.600
RUSSELL INVESTMENT COMPANY V PLC	394.086
DEUTSCHE ASSET MNGM INV GMBH FOR DEAM FONDS BBS	48.000
AB VARIABLE PROD SERIES FD, INC.-AB BALANCED WEALTH STG PORTF	37.731
GOLDMAN SACHS TRST II-GOLDMAN SACHS MULTI-MNGR GLOBAL EQT FUND	6.998
DEUTSCHE ASSET MNGM INV GMBH FOR DEAM-FONDS BPT	840.000
DEUTSCHE ASSET MNGM INV GMBH FOR DEAM-FONDS GSK 1	85.000
DEUTSCHE ASSET MNGM INV GMBH FOR DEAM FONDS PSF 1	31.304
DEUTSCHE ASSET MNGM INV GMBH FOR DEAM FONDS RTU 1	20.000
DEUTSCHE ASSET MNGM INV GMBH FOR DEAM FONDS APD	5.000
DEUTSCHE ASSET MNGM INV GMBH FOR DEAM FONDS AO 1	10.000
DEUTSCHE ASSET MNGM INV GMBH FOR DEAM FONDS SLM 1	362.100
DEUTSCHE ASSET MNGM INV GMBH FOR DEAM FONDS SFBWL	500.000
DEUTSCHE ASSET MNGM INV GMBH FOR DEAM FONDS KLILI	11.000
DEUTSCHE ASSET MNGM INV GMBH FOR DEAM FONDS PKN 2	2.998.721
DEUTSCHE ASSET MNGM INV GMBH FOR DEAM FONDS PMC 1	120.000
DEUTSCHE ASSET MNGM INV GMBH FOR DEAM FONDS PFM	70.000
DEUTSCHE ASSET MNGM INV GMBH FOR DEAM FONDS NSW	40.500
DEUTSCHE ASSET MNGM INV GMBH FOR DEAM-FONDS EXEMPLUM	15.000
DEUTSCHE ASSET MNGM INV GMBH FOR DEAM FONDS STK	28.600
DEUTSCHE ASSET MNGM INV GMBH FOR DEAM FONDS SCSM	12.901
ALLIANZGI GLOBAL DYNAMIC ALLOCATION FUND	32.176
DEUTSCHE ASSET MNGM INV GMBH FOR DEAM-FONDS DVERG	45.000
DEUTSCHE ASSET MNGM INV GMBH FOR STIFTUNGSFONDS SVOP	89.909
DEUTSCHE ASSET MNGM INV GMBH FOR DEAM FONDS WOP 2	135.396
DEUTSCHE ASSET MNGM INV GMBH FOR DEAM FONDS WOP 1	215.511
DEUTSCHE ASSET MNGM INV GMBH FOR DEAM FONDS PFD B	47.194
DEUTSCHE ASSET MNGM INV GMBH FOR DEAM FONDS GFN 1	80.000
DEUTSCHE ASSET MNGM INV GMBH FOR DEAM FONDS MIR 1	33.000
DEUTSCHE ASSET MNGM INV GMBH FOR DEAM-FONDS PG EQ	196.866
DEUTSCHE ASSET MNGM INV GMBH FOR DEAM-FONDS CPT	60.000
DEUTSCHE ASSET MNGM INV GMBH FOR DEAM-FONDS PPC GEQ	25.152
LAUDUS MONDRIAN INTERNATIONAL EQUITY FUND	629.491
KIEGER FUND I	24.729
GAM STAR (LUX)	1.169.994
MULTIFLEX SICAV	548.467
DEUTSCHE ASSET MNGM S.A. FOR VERM FLEXIBEL (80/ . TEILGESCH)	313.811
DEUTSCHE ASSET MNGM S.A. FOR DWS ETOILE	25.286
DEUTSCHE ASSET MNGM S.A. FOR DWS VERMOGENSMANDAT-BALANCE	635.353
DEUTSCHE ASSET MNGM S.A. FOR DWS VERMOEGENSMANDAT-DEFENSIV	149.015
DEUTSCHE ASSET MNGM INV GMBH FOR DEAM FONDS KDE 1	60.000
DEUTSCHE ASSET MNGM INV GMBH FOR DEAM FONDS CA IV	24.000
DEUTSCHE ASSET MNGM INV GMBH FOR DEAM-FONDS DEUK	60.000
DEUTSCHE ASSET MNGM INV GMBH FOR DEAM FONDS DAA	33.900
DEUTSCHE ASSET MNGM INV GMBH FOR DEAM-FONDS-BCA 1	85.000
THE AB PORTFOLIOS-AB TAX-MANAGED WEALTH APPRECIATION STRATEGY	141.020
THE AB PORTFOLIOS - AB TAX-MANAGED BALANCED WEALTH STRATEGY	10.350
DEUTSCHE ASSET MNGM INV GMBH FOR MULTI-INDEX EQUITY FUND	53.449
DEUTSCHE ASSET MNGM INV GMBH FOR SOP EUROLANDWERTE	319.345
DEUTSCHE ASSET MNGM INV GMBH FOR OPPENHEIM DYNAMIC EUROPE BAL	103.064
DEUTSCHE ASSET MNGM INV GMBH FOR DWS TOP EUROPE	3.007.330

\* ELENCO DELEGANTI \*

DEUTSCHE ASSET MNGM INV GMBH FOR E. ON AKTIENFONDS DWS	75.000
DEUTSCHE ASSET MNGM INV GMBH FOR ALBATROS FONDS OP	47.301
DEUTSCHE ASSET MNGM INV GMBH FOR VERMOEGENSMNGM RENDITE OP	541.241
DEUTSCHE ASS MGMT INVEST. MIT TEILGESE. FOR FIX INC AND ALT	162.755
ISHARES MSCI EAFE ESG OPTIMIZED ETF	109.580
BLACKROCK INDEX FUNDS INC.-BLACKROCK INTERNATIONAL INDEX FUND	3.575.255
DEUTSCHE ASSET MNGM INV GMBH FOR DEAM FONDS AVD 2	20.900
DEUTSCHE ASSET MNGM INV GMBH FOR DEAM FONDS TOCO	110.000
DEUTSCHE ASSET MNGM INV GMBH FOR DEAM-FONDS BG 2	30.000
DEUTSCHE ASSET MNGM INV GMBH FOR DEAM FONDS DAM 2	40.000
DEUTSCHE ASSET MNGM INV GMBH FOR DEAM FONDS AKS	20.000
DEUTSCHE ASSET MNGM INV GMBH FOR GCB PENSION FUND GERMANY	69.458
DEUTSCHE ASSET MNGM INV GMBH FOR DEAM-FONDS PPC EQ	159.249
DEUTSCHE ASSET MNGM INV GMBH FOR DEAWM-FONDS BW GERMANY	19.566
DEUTSCHE ASSET MNGM INV GMBH FOR DEAM-FONDS DN13	137.000
DEUTSCHE ASSET MNGM INV GMBH FOR DEAM-FONDS RKBS	70.000
ARROWSTREET INTL EQ ACWI EX US ALPHA EXTENSION TRUST FUND	58.782
UNIVERSAL INVESTMENT FUNDS	202.800
CONAGRA FOODS MASTER PENSION TRUST	480.142
MERCY HEALTH RETIREMENT TRUST	40.899
MERCY HEALTH	186.269
MASTER TRUST FOR CERTAIN TAX-QUAL BECHTEL RETIREMENT PLANS	289.312
LAND BK OF TW IN ITS CAP AS MSTR CUS OF FR TEM SIN M-A INC B F	28.195
AXA IM SMART MATCHING SOLUTIONS PUBLIC LIMITED COMPANY	42.000
WELLINGTON TR CO, NA MULT COMM TR F TR, REAL TOTAL RETURN PTF	780
DEUTSCHE ASSET MNGM INV GMBH FOR DEAM-FONDS PAL 1	69.300
DEUTSCHE ASSET MNGM INV GMBH FOR DEAM-FONDS RVT	30.000
SUNAMERICA SERIES TRUST- SA SCHRODERS VCP GLO ALLOC PORTFOLIO	64.530
MM SELECT EQUITY ASSET FUND	171.948
GIM SPECIALIST INVESTMENT FUNDS	4.134.121
FIL LIMITED	4.342
FIDELITY SAL ST T SPARTAN TOTAL INT IN F	90.769
SEI INSTITUTIONAL MANAGED TRUST-TAX-MANAGED INTERNATIONAL MANAGED	214.945
PIMCO FUNDS GLOBAL INVESTORS SERIES PLC	273.102
SCHRODER INTERNATIONAL MULTI-CAP EQ	186.003
FIRST TRUST DYNAMIC EUROPE EQUITY INCOME	2.606.133
MONDRIAN ALL COUNTRIES WORLD EX-U.S	992.174
BBHBOS/GALLERY TR-MONDRIA	2.726.913
BANNER HEALTH	197.800
OKLAHOMA PUBLIC EMPLOYEES RETIREMENT SYSTEM	2.048.826
HSBC EUROPEAN FUND	143.345
ANNE RAY FOUNDATION	193.803
BAE SYSTEMS PENSION FUNDS COMMON INVESTMENT FUND	1.478.737
COMBUSTION ENGINEERING 524(G) ASBESTOS PI TTRUST	23.232
NORTHERN FUNDS INTERNATIONAL GROWTH EQUITY FUND	125.890
JOHCM INTERNATIONAL OPPORTUNITIES FUND	17.759
OREGON STATE UNIVERSITY FOUNDATION MASTER CUSTODY AGREEMENT	71.400
WRIGLEY RETIREMENT PLAN	65.488
DONNELLEY FINANCIAL PENSION TRUST	21.246
INVESTMENT MASTER TRUST OF EXELIS INC.	228.738
CARNELIAN INVESTMENT MANAGEMENT LLC	187.992
FIDDLER PARTNERS LLC	6.907
LUNA LLC	3.297
MONDRIAN INTERNATIONAL EQUITY ESG FUND L.P.	453.232
LEGAL & GENERAL ICAV	58.153
OHANA HOLDINGS LLC	241.300
RDM LIQUID LLC	146.024
LEGAL & GENERAL MSCI EAFE SL FUND, LLC	270.152
UNITED NATIONS, ON BEHALF OF UNITED NATIONS UNIVERSITY END F	52.300
MONDRIAN INTERNATIONAL EQUITY FUND L.P.	19.301.659
MONDRIAN ALL COUNTRIES WORLD EX-US EQUITY FUND LP	5.405.610
URBAN REDEVELOPMENT AUTHORITY	54.289
DOMINION RESOURCES INC. MASTER TRUST	212.340
MONDRIAN GROUP TRUST	2.061.843

\* ELENCO DELEGANTI \*

OLIN PENSION PLANS MASTER RETIREMENT TRUST	159.914
HONEYWELL INTERNATIONAL INC MASTER RETIREMENT TRUST	1.402.045
WORLDVIEW INVESTMENT FUND EUROPE CORE EQUITY FUND	342.000
BROOKFIELD GLOBAL INFRASTRUCTURE SECURIT	340.600
BROOKFIELD GLOBAL LISTED INFRASTRUCTURE	827.900
EL FINANCIAL CORPORATION LIMITED	159.800
FONDS COMMUN REG RETRAITE UNIVERSIT LAV	45.310
FU715 FONDS INDUSTRIELLE ALLIANCE	75.939
MANULIFE INVESTMENT EXCHANGE FUND CORP	252.000
MANULIFE GLOBAL INFRASTRUCTURE FUND	724.900
MANULIFE SOBEYS GLOBAL EQUITY FUND UT	341.400
NBIMC EAFE EQUITY INDEX FUND - CLASS N	222.603
LABORERS PENSION FUND OF WESTERN CANADA	136.800
AG2R REUNICA PREVOYANCE	320.000
BNPP RETR RESP 2025 2027	73.342
FCP IDR ACTIONS EURO	154.000
FCPE LESAFFRE EQUILIBRE RESPO AND SOLIDA	118.152
BNPP RETRAITE RESPONSABLE 2031 2033	62.055
FCP SAINT MARTIN N1	479.874
AGIPI MONDE DURABLE	257.829
ALLIANZGI FONDS ZDD3	76.963
ALLIANZGI FONDS BFKW	21.933
ALLIANZGI FONDS INP	72.561
ALLIANZGI FONDS DUNHILL	41.075
CBP GROWTH	390.146
ALLIANZGI FONDS DPWS	26.942
ISHARES EURO STOXX 50 INDEX ETF	17.783
JPMORGAN MULTI INCOME FUND	526.223
ALLIANZ CHOICE BEST STYLE EUR.FUND	81.786
JPMORGAN EUROPE STRATEGIC DIVIDEND FUND	23.752
JSS INVESTMENTFONDS	1.756.565
BROOKFIELD GLOB.LIST.REAL EST.UC.FD	1.626.000
QUAESTIO CAPITAL FUND	30.394
CANDRIAM GF	16.239
HSBC EUROPEAN GROWTH FUND	1.320.817
HSBC BALANCED FUND	187.646
FRIENDS LIFE AND PENSIONS LIMITED	122.121
HENDERSON INTERNATIONAL INCOME TRUST PLC	891.500
HSBC GLOBAL INVESTMENT FUNDS EUROPEAN EQ	452.429
NFS LIMITED TRAFALGAR COURT LES BANQUES	1.003.844
MAINFRANKEN WERTKONZEPT AUSGEWOGEN	17.000
BT SUSTAINABLE INTERNATIONAL SHARE FUND	52.278
ANZ ETFS EURO STOXX 50 ETF	8.122
SOUTHERN COMPANY SYSTEM MASTER RETIREMEN	2.150.750
FLEXSHARES STOXX GLOBAL ESG IMPACT INDEX	2.348
PRUDENTIAL LEGACY INSURANCE COMPANY OF N	546.993
DEKA MBH RE SPK-GOLDMUENZE-SARASIN	51.588
A-DOR-FONDS	79.227
DEKA INV RE MKG DEUTSCHLAND BALANCE	4.300
DEKA INVESTMENT GMBH RE A-KSK FULDA-FOND	55.000
DEKA INVESTMENT GMBH RE GRAF ENGELBERT I	96.816
VANTAGETRUST III MASTER COLLECTIVE INVES	3.039.866
COLUMBIA CAPITAL ALLOCAT.MODERATE CONSER	36.108
COLUMBIA CAPITAL ALLOCATION CONSERVATIVE	23.622
JPMORGAN DIVERSIFIED REAL RETURN FUND	23.959
1290 FUNDS - 1290 SMARTBETA EQUITY FUND	3.000
O-SHARES FTSE EUROPE QUALITY DIVIDEND ET	54.810
VALEO NORTH AMERICA, INC. MASTER PENSION	65.067
WHOLESALE UNIT TRUST GLOBAL SHS FUND 5	19.768
TCORPIM INDEXED INT SHARE(UNHEDGED) F	85.795
TCORPIM INTERNAT SHARES (UNHEDGED) FU	798.880
AMP CAP UNHEDGED GL SHS MULTI MAN FUND	343.416
ASR LEVENSVERZEKERING DE EENDRAGT PENSIO	120.429
COMMONWEALTH GLOBAL SHARE FUND 30	159.476



\* ELENCO DELEGANTI \*

COMMONWEALTH SPECIALIST FUND 36	6.441
VICTORY CEMP MARKET NEUTRAL INCOME FUND	23.688
VICTORY RS GLOBAL FUND	33.541
VICTORY RS INTERNATIONAL FUND	50.037
VICTORY RS INTERNATIONAL VIP SERIES	382.678
VICTORY TRIVALENT INTERNATIONAL FUND - CORE EQUITY	20.769
FONDAZIONE ROMA SIF	400.997
AMUNDI INDEX SOLUTIONS	1.422.281
OMAM SEED HOLDINGS LLC	4.652
THE BUCKINGHAM FUND	37.278
RAILWAYS PENSION TRUSTEE COMPANY LIMITED	426.401
GREAT-WEST INTERNATIONAL INDEX FUND	495.913
VOYA GLOBAL EQUITY FUND	477.934
VOYA GLOBAL EQUITY PORTFOLIO	1.211.451
BELLSOUTH CORP RFA VEBA TRUST	208.550
INVESTMENT SOLUTIONS LIMITED	193.734
LVIP MONDRIAN INTERNATIONAL VALUE FUND	5.638.987
MERCY INVESTMENT SERVICES, INC.	67.793
BAYERNINVEST KAPITAL VERWALTUNGSGESSELLSC	44.300
INVESTMENT PRIVATFONDS GMBH	674.481
CBRE CLARION FUNDS ALCEDA FUND MANAGEMEN	48.006
BAYERNINVEST KAPITAL VERWALTUNGS-GESELLSC	157.202
DKB EUROPA FONDS	111.488
ERSEL ASSET MANAGEMENT SGR S.P.A. - FONDERSEL PMI	300.000
FIDEURAM INVESTIMENTI SGR S.P.A. - FIDEURAM ITALIA	368.000
FONDO GESTIELLE PROFILO CEDOLA DI ALETTI GESTIELLE SGR SPA	330.000
GMO MEANREVERSION FUND ONSHORE (A SERIES OF GMO MASTER PORT. (ONSHORE) LP) C/O GMO INV.	228.144
NUMERIC ABS RETURN PD LP-EUNARMN	55.200
MAN NUMERIC EUROPEAN ALPHA RESTRICTED MAPLESCORP SERVICES LTD	1.400.904
MISSOURI LOCAL GOVERNMENT EMPLOYEES RETIREMENT SYSTEM C/O PANAGORA ASSET MGMT INC	131.482
MFS BLENDED RESEARCH GLOBAL EQUITY EXTENSION FUND	390.672
ARROWGRASS MASTER FUND LTD C/O ARROWGRASS CAPITAL PARTNERS LLP	228.757
ALAS INV SERVICESMONDRIAN INV	224.261
DREYFUS VARIABLE INTERNATIONAL VAL	121.052
FTB FBO MEA ADVANCE INVEST MANAGERS	51.566
BOK TRANSCO ENERGY EMP WEL BEN TR	11.800
RPTCL GRPF RUSSELL MOMENTUM	197.247
DEUTSCHE XTRKS MSCI ALL WORLD HDG	38.027
BNYMTCIL CGF EUR EQ FD	225.000
BNYMTCIL MK DIVGRTFD	3.180
DREYFUS GLOBAL INFRASTRUCTURE FUND	26.860
DREYFUS STRATEGIC BETA GLOBAL EQ FD	22.898
BOK KIC AAEQ 3	306.568
MSAR SCHRODER	257.048
BOK KIC GAEQ 21	1.102.304
BOK MCM DM PEQ	344.964
BOK KIC GAEQ16	1.493.489
NNIP BM I NNIP GLOBAL EQUITY FUND	6.736.569
SUBSIDIZED SCHOOLS P FUND NORTHERN	182.537
NN PP1NV NN PREMIUM DIVIDEND FUND	809.107
NN PP1NV NN EUROPE FUND	2.461.651
NN PP1NV NN GLOBAL FUND	6.441.822
AOHIT HAI RHUMBLINE EAFE	10.327
HRCR RPMT HAP RHUMBLINE EAFE	6.573
PS FTSE LO BT EQ WT PORT	43.145
NATWEST DEP SPF EUROPE EQ SSGA	189.313
55002 UP EUROPAEISKE AKTIER	1.144.111
CEP DEP IP GLOBAL EX UK ENHAN IND	134.080
CEP DEP IP EUROPEAN EQTY INCOME	3.567.221
CEP DEP IP EUROPEAN HIGH INCOME	67.137
55041 KUP GLOBALE AKTIER IV	16.346
BNYMTCIL IFS INV CONT EURO EQ FD	508.693
56053 IP GLOBAL EQUITIES I	376.531

\* ELENCO DELEGANTI \*

NON US EQUITY MGRS PORT 4 LSV	649.000
LSV NONUS EQUITY LLCLC	718.600
NONUS EQUITY MGRSPORT 1 ACADIANAN	40.024
NONUS EQ MANAGERS PORT 3ACADIANAN	339.120
TACS NONUS EQUITY CORE MKT CONTINU	834.348
AST PRU GRWTH ALL PTF QMA EAFE PDDF	2.598.765
PS FTSERAFI EU UCITS ETF BNYMTCIL	20.908
PS FTRA ALLWL3000 UCITSETF BNYMTCIL	21.028
PS FTSE RAFI DEVEL MAR EX US PORT	1.223.687
CSCM HLGS LLC INTL EQTY AC	13.176
FT ISE GLOBAL WIND ENERGY INDEX FND	251.218
PFI DIV REAL ASSET FUND BROOKFIELD	556.800
PRU INV PRT INC PRU BALANCED FD	14.559
PRU QMA WRLD FD INC PRU INT EQTY	110.951
PRU SECTOR FDS INC PRU UTILITY FD	11.238.306
PSF CONSERVATIVE BAL PORTF QMA	90.399
PSF FLEXIBLE MANAGED PORTF QMA	81.879
PSF GLOBAL PORTFOLIO LSV	443.500
AST BLKRK GLBL STR INT SAE PDDC	137.501
AST JPM GL THEM PORT 2 INT EME PDNB	116.450
AST JENNISON GLOBAL INFRASTR PDMN	32.701
PRU JEN GL INFRASTRUCTURE FUND PDLF	195.633
AST QMA INTL CORE EQUITY PORT PDMP	1.612.788
AST SCHR GL TACT PTF QEP PDB8	117.055
AST BLKRK GLOBAL STRAT PT TE PDDG	117.599
THE STELLAR FUND	88.419
LMIF NUMERIC EUROPE CORE	729.200
IWHF LSV ASSET INVESTMENT	88.800
PCHF LSV ASSET MGMT	74.400
NATIONAL BANK TRUST	1.231.289
PFI INTL EQUITY INDEX FUND	543.985
THE FALKLANDS ISLANDS GOVERNMENT	96.051
THE FALKLAND ISLANDS GOVERNMENT FALKLAND ISLANDS GOVERNMENT GROWTH FUND	99.458
PENDENNIS FUND	99.429
BNYTD CF MACQUARIE GBL INFRS SRS FD	152.307
BNYMTD UK LIMITED AS TRUSTEE OF CF CATALYST TRUST	100.000
PFI DIVERSIFIED INTERNATIONAL FUND	9.285.304
PVC DIVERSIFIED INTERNATIONAL AC	228.348
PFI OVERSEAS FD BHMS	4.076.000
PGIT INTL EQUITY FD PGI	53.524
PGIT INTL GROWTH EQUITY FD PGI	117.212
PFI GLOBAL DIV INCOME FD PGI VALUE	1.685.079
PFI OVERSEAS FD PMC	463.991
PGIF EUROPEAN EQUITY FUND BNYMTCIL	143.100
PGIF GLOBAL EQ EX JAPAN BNYMTCIL	116.851
BNYTD CF CANLIFE GLBL INFRA FD	114.296
CTJ RE STANLIB GLOBAL EQUITY FD AB	149.880
SP LLP UK CHARITIES CLIENTS AC	599.745
SARASIN AND PARTNERS LLP	18.743
ALLSTATE INSURANCE CO BLACKROCK	646.699
IQ 50 PERCENT HEDGED FTSE INTL ETF	112.170
IQ 50 PERCENT HEDGED FTSE EURO ETF	71.921
DEP QF SSGA NONUS EQUITY H1	27.325
DEP QF SSGA NONUS EQUITY B1	27.667
DEP QF SSGA NONUS EQUITY B2	23.974
GS ACTIVE BETA INTL EQUITY ETF	287.448
GS ACTIVEBETA EUROPE ETF	30.591
DEUTSCHE XTRK MSCI EMU HDG EQ ETF	89.347
VOYA GBL ADV AND PREM OPP FUND	111.280
VY INTL HIGH DIVIDEND EQTY INC FD	128.914
VOYA INFRSTRCTR INDUST AND MATRLSFD	1.009.495
VOYA BALANCED PORT INTL VALUE	82.590
CY5F MONDRIAN INV PRT LTD	539.693
LOUISIANA SHERIFFS ARROWSTREET	64.546

\* ELENCO DELEGANTI \*

BTBL AC GLOBAL OMNIBUS	21.960
PS6F STATE STREET INTL EQ	385.368
SR5F PARAMETRIC DELTA SHIFT	1.888
SEMPRA ENERGY PENSION MASTER TRUST	268.343
AF81 LABOR SELECT INTL EQ	2.218.496
AIF 21117 LPIP AKTIER GLOBALE VI	78.692
BLL AQUILA LIFE EUROPEAN EQUITY	16.241.558
AST JPM SO EAFE OPP PD4D	326.423
AST JPM SO CAPITAL PRESERV PD4G	751.709
AST ACADEM STRAT AAJENNISON PD07	854.508
BLK MULTI ASSET INC PF EUR EQU INC	1.770.591
BLL AQUILA LIFE OSEAS EQUITY FUND	74.750
BLL ASCENT LIFEENHANCED	150.444
BLL AQUILA LIFE MSCI WORLD FUND	1.208.057
BLL AQUILA LIFE FTSE RAFI DEVELOPED	1.702.194
APL RB EQ DEV MIRA	131.383
PFI SYSTEMATEX INTERNATIONAL FD PGI	96.016
PFI DIV REAL ASSET FUND MACQUARIE	1.488.261
BLK MANAGED VOL PF FD INTL EAFE	92.049
PZENA INVESTMENT MGT	202.950
ROCKEFELLER BROS SANDERS CAPITAL	46.800
MIRF ALLIANCE BERNSTEIN F	151.780
DEUTSCHE XTRKS MSCI EURO CCYHDG	2.165.125
ARC RB EQ DEV KAITOS	59.178
MIRF ARROWSTREET FOREIGNL	317.591
ESPS EDF EGS MFS	160.159
USMIA GLOBAL EQUITY	27.477
MI FONDS K10 SPK	666.634
MI FONDS K11 SPK	140.163
MI FONDS K12 SPK	162.801
BOA PENSION PLAN MONDRIAN	3.085.637
SBSA GEPF BLACKROCK EQUITY	1.055.729
MTRCLPFS GLB EQT JP MORGAN	106.552
ATSF GOLDMAN INTL	203.416
DEUTSHCE XTRK SP HDG GLBL INFR	14.252
RBS PZENA	2.990.925
ROWF GT ACWI EX US	679.420
ROWF GT ALPHAEXTEAFE	242.562
ROWF GT ALPHAEXTTEXUSC	190.557
BCC SCHRODER	30.487
FARMERS GROUP INC 401 K SAVINGS PLAN	663.820
FARMERS GROUP INC EMPLOYEES PENSION PLAN TRUST	409.804
TGWF PANAGORA INTL EQ	61.293
DEUTSCHE XTRKS MSCI EAFE CCYHDG	4.688.908
MCKINLEYCAPINTLGROWT	507.300
PGTF DR NON US EQUITY GT	54.011
ASV RB EQ DEV MENKAR	131.122
ABN AMRO PF UBS RAFI 1000	1.085.194
ABN AMRO PF IPM RAFI 1000	1.099.840
DBX FTSE DEV EX US COMP FACTOR	1.264
AB FOODS HEXAVEST	172.333
RTC EMULATION	192.279
RTC APS	29.644
SCEF MONDRIAN	467.616
BOA PENSION SSGA	574.616
LB CROYDON LGIM	276.000
ADIF APP LSV IE	157.400
TTPF PANAGORA DYN INTL EQ	59.866
INTL ENHANCED INDEX	131.317
SPARTAN INTL INDEX	9.846.738
DEAM FONDS DCG EQ SPK	63.169
CLEVELAND CLINIC HEALTH SYSTEM PENSION TRUST	59.109
WHTF WCTC PZENA	198.125
DNTF PANAGORA ASSET MGMT	141.722

DREYFUS INTERNATIONAL EQUITY FUND	1.409.895
DREYFUS INTERNATIONAL STOCK INDEX FUND	310.621
FPCF SSGA MSCI WORLD EXUS	107.643
FPCF ALLIANZ BEST STYLES	105.839
FPCF SSGA EDHEC	9.995
EOPTIE0 OPT INTL ACADIAN	318.787
LF1F LSV ASSET MGMT	312.200
DEUTSCHE XTRK MSCI ITALY HDG ETF	53.154
INTL EQUITY FUND MONDRIAN	1.531.911
MNVF SSGA INTL EQUITY	43.510
SHELL PENSION TRUST	375.264
SHELL PENSION TRUST	231.920
DRMA LTD	443.591
ATANDT UNION WELFARE BENEFIT TRUST	110.256
WF AND CO CASH PLN MONDN INV PT	1.177.590
WF AND CO CASH PLN EVERGN INV 1	355.577
NTMA ISIF ILIM EUROPEAN EQUITY	219.396
WF ASU FDTN FOR A NEW AM UNIVERSITY	40.900
WF MFS LTD EAFE GLOBAL	146.488
SLI GLOBAL ABSOLUTE RET STRATEGIES	6.806.751
SLI GBL SICAV CON EU EQ IN FD	584.348
SLI SICAV GBL FOCUSED STRATEGIES FD	490.376
GS KOKUSAI EQTY MASTER FD BNYMTCIL	497.639
ALICNY BLACKROCK GBL EQUITY	48.067
C9W CITW FD PARAMETRIC	25.495
BNYMTD AMITY EUROPEAN FUND	400.000
BLACKROCK ACWI USIMI	2.259.221
MONDRIAN FOCUSED INTL EQUITY	7.299.204
MG0F LSV INTL LCV	144.800
UFJF MCM MSCI WORLD FD	97.641
NYFF ES ARROWSTREET	69.461
GETF GABELLI UTILITY TRUST	300.000
PUBLIC EMPLOYEE RETIREMENT SYSTEM OF IDAHO	389.345
PUBLIC EMPLOYEE RETIREMENT SYSTEM OF IDAHO	2.031.343
STICHTING PENSIOENFONDS UWV	826.213
NSNF PARA EAFE MONTI	62.803
NSNF PARA EAFE PI 1	26.098
NSNF PARA EAFE PI 2	25.143
RPL BERNSTEIN NON EQ	6.460
BOC AQR	159.865
VANGUARD INTL HIGH DIV YLD INDEX FD	320.090
MO3F MARATHON WELLINGTN	56.282
HGHF HGHLD PBINF WLNGTN	75.844
HIGF HGHLD PBINF WLGTN CF	40.586
MCKINLEY CAPITAL COLLECTIVE INVESTMENT TRUST	303.210
OICF OICL OCICL NUM GLOB	159.800
OICF OICL OCICL PZENA	1.105.950
PGEF PG E QUALIFIED PANAGORA EAFE	232.085
PGVF SSGA	5.723
CENTRAL STATES SOUTHEAST AND SOUTHWEST AREAS PENSION FUND	909.800
CZ AANDELEN SSGA	95.385
UCFF SANDERS CAPITAL LLC	117.800
ACHMEA POOLS FC AWW	323.973
BNYMTCIL MAN NUMERIC GLOBAL EQ TR	86.100
FSEAF F208	2.052.583
COLUMBIA SUSTAINABLE INTL EQ ETF	11.347
COLUMBIA SUSTAINABLE GLOBAL EQ ETF	4.832
NBK HSBC EQ 2	550.941
NBK SSGA EQ 2	158.766
NBK JPMF EQ	5.678.430
NBK UBS EQ	130.434
BGF EURO MKTS FD EURO EQUITY PF	16.961.269
BGF EUROPEAN VALUE FD	15.770.848
BGF FLEX MULTI ASSET GBL EQ PF	80.342

BGF NEW ENERGY FD NAT RES	8.771.237
JDRF MONDRIAN INVESTMENT	926.173
KRESGE LA CAPITAL EAFE SUB2	23.934
DEUTSCHE XTRK MSCI STH EUR HDG ETF	23.651
BNY MELLON INTERNATIONAL FUND	2.295.634
W11F LSV INTERNATIONAL	124.100
BNYMTCIL FT EURO ALPHADEX UCITS ETF	67.031
QSBF PANAGORA	125.083
UNITED CHURCH FUNDS LSV ASSET MGMT	182.800
BFTF MONDRIAN INV PARTNERS	500.425
COUNTY EMPLOYEES ANNUITY AND BENEFIT FUND OF COOK COUNTY	914.270
COUNTY EMPLOYEES ANNUITY AND BENEFIT FUND OF COOK COUNTY	292.224
US BK BROOKFIELD GLB LST INF IN FD	622.800
USBK BROOKFIELD GBL LIS INFRAS FD	612.000
US BANK GUIDEMARK WORLD EX US FUND	82.769
USBK NEWTON AND ROCHELLE BECKER FDN	10.440
US BK DUNHAM INTERNATL STOCK FUND	53.039
USBK LCLS 302 N 612 IUOE CON IND RE	166.200
USBK LSV GLOBAL VALUE FUND	3.700
USBK BROOKFIELD REAL ASSETS SEC FD	95.500
USBK BBIEF MONDRAIN INVST PTPS LTD	3.735.755
USBK REGIONAL TRANSPORTATION DSPP	11.575
USBK EAGLE INTERNATIONAL STOCK FD	37.247
USBK AHAI RHUMBLINE ADVISERS	27.539
B4305 FRB S LUND RES TR FBO B LUND	4.379
B4306 FRB M LUND REV TR	5.831
USBK AMERICAN HEART ASSOCIATION INC	12.018
DB2F LSV ASSET MGMT	82.300
LLNS LLC AND LANS LLC DEFINED BENEFIT PLAN GROUP TRUST	124.609
LAWRENCE LIVERMORE NATIONAL SECURITY LLC AND LOS ALAMOS NATIONAL SECURITY LLC	233.270
DEFINED BENEFIT BENEFIT PLANGROUP TRUST	
RZSF1501 GLOBAL EQ HEXEVEST	183.043
RZSF1505 LSV ASSET MGMT	384.800
RZSF3002 NON US EQ MONDRIAN	1.365.106
DOCF DOCF MONDRAIN	223.792
CYBF LSV ASSET MGMT	251.900
HESF NJF INVEST GRP	246.551
HE6F NFJ INVEST GRP	31.005
NEPF LSV ASSET MGMT	597.600
AP7 EQUITY FUND	7.172.068
3M ERIP RAFI EAFE	288.290
BPS LEGAL AND GENERAL EUR BPSLGEUR	1.113.665
CBZ CUIT INTERNATIONAL PRINCIPAL	229.547
1135 APG DME STCK SEL	23.112.705
1145 APG DME NUMERIC	13.360.400
SSGA GLOBAL TEMC STRAT POOL	13.148
LUCENT TECHNOLOGIES INC MASTER PENSION TRUST	69.347
GOUDSE LEVEN EV	75.000
VIRGINIA RETIREMENT SYSTEM	452.810
VIRGINIA RETIREMENT SYSTEM	2.271.897
VIRGINIA RETIREMENT SYSTEM	385.000
VIRGINIA RETIREMENT SYSTEM	1.894.500
VIRGINIA RETIREMENT SYSTEM	263.000
VIRGINIA RETIREMENT SYSTEM	11.602
CEP DEP IP EURO EX UK ENH IND FD	26.712
INVESCO PERPETUAL GLOBAL TARGETED INCOME FUND	229.200
WF AGILITY GBL EQU LLC	50.492
PANAGORA RISK PARITY MULTI ASSET MASTER FUND LTD	475.600
JDRF LSV NON US LONG	2.390.997
NFJINTLVALUETRUST	1.142.393
CPA COP PSERS PSERS ACWI X US INDEX	1.613.052
CPZ COP SERS MCM MSCI WORLD X US	521.000
AB FOODS ARTEMIS	380.275
SYNGENTA UK PZENA	9.882
IN8 COP TREAS PWP RHUMBLINE MSCI	

\* ELENCO DELEGANTI \*

ENSIGN PEAK EAFE LSV ASSET	2.505.200
ENSIGN PEAK CP LSV INTL LARGE	585.800
IVY APOLLO MLT ASSET INC GEI IVY	913.370
LOUISIANA STATE ERS MSCI EXUS INDEX	856.412
LOUISIANA STATE ERS MONDRIAN LG CAP	1.207.600
LOUISIANA STATE ERS TERROR FREE INT	34.209
NV PERS MELLON CAPITAL INDEX	2.662.769
NV PERS SSGA EAFE INDEX	1.471.925
NV RBIF ALLNCEBRNSTN INTL EQ	46.436
TEA BLACKROCK INC INTL	1.986.367
UTC EDHEC BLACKROCK UNITED TECHNOLOGIES CORPORATION MASTER RETIREMENT	21.043
IVY EUROPEAN OPP	674.300
SRP PANAGORA	1.778.744
SRP AQR	742.658
IVY GLBL EQUITY INC	1.375.800
STATE BOARD OF ADMINISTRATION OF FLORIDA	260.828
AST GS MULTI ASSET PORT LIQ PDHB	127.296
POOL RE JPM REI EQUITY	150.608
SP VAN DE NEDERLANDSCHE BANK	106.916
LAFARGE SANDERS	197.200
POOL RE L AND G MSCI EQ	271.833
BLL AQUIL LIFGLO3000 FMEN WHT INDFD	946.221
AST INTL VALUE LSV PD41	2.782.400
TTPT INTL EQ PORT LSV PD11	495.000
AST ADVANCED STRAT LSV PD15	1.744.200
PENN SERIES DEV INTL INDEX FUND	60.404
PHC SSGA EQ	774.451
BNYMTD BLK CONTINENTAL EURO INC	9.597.585
BNYMTD BLK CONT EUR EQ TRCK FD INV	5.528.806
FLORIDA RETIREMENT SYSTEM	653.432
FLORIDA RETIREMENT SYSTEM	393.771
FLORIDA RETIREMENT SYSTEM	64.779
BLACKROCK WORLD EX FLORIDA RET SYS	3.119.709
FLORIDA RETIREMENT SYSTEM	844.199
THE CHILDRENS AID SOCIETY	43.300
THE CHILDREN S AID SOCIETY RETIREMENT PLAN TRUST	11.300
BROOKFIELD REAL ASSESTS INCOME FUND INC	404.700
BELL ATLANTIC MASTER TRUST	833.100
BELL ATLANTIC MASTER TRUST	735.207
BELL ATLANTIC MASTER TRUST	26.174
BELL ATLANTIC MASTER TRUST	51.213
BELL ATLANTIC MASTER TRUST	317.516
BELL ATLANTIC MASTER TRUST	106.033
VEBA PARTNERSHIP N L P	74.107
VEBA PARTNERSHIP N L P	37.503
MEDTRONIC DEFINED CONTRIBUTION PLAN MASTER TRUST	209.859
VOYA MUTLI MANAGER INTERNATIONAL FACTORS FUND	89.792
VOYA INTERNATIONAL CORE FUND	107.515
DUKE ENERGY QUALIFIED NUCLEAR DECOMMISSIONING	196.199
LVIP FRANKLIN TEMPLETON GLOBAL EQUITY MANAGED VOLATILITY FUND	1.348.384
LINCOLN VARIABLE INSURANCE PRODUCTS TRUST LVIP SSGA INTERNATIONAL INDEX FUND	1.225.335
PUBLIC EMPLOYEES RETIREMENT SYSTEM OF MISSISSIPPI	599.800
SCHOOL EMPLOYEES RETIREMENT SYSTEM OF OHIO	46.097
AGI PPI NR 30 AGI 1482 05 5603 SPK	38.803
AGI PPI NR 30 HEL 1482 03 5601 SPK	961.323
AGI VGI 1 SUB AKT 8477 23 6328 SPK	369.263
AGI VGI 1 DIV QUA 8477 25 6338 SPK	6.836.530
AGI VGL RCM S VAL 8478 10 6359 SPK	13.600.209
AGI VGL IDLC 8478 22 6364 SPK	320.995
AGI VGI 1 GRWT 8477 26 6372 SPK	1.017.739
AGI VKA IDLC 8502 08 6344 SPK	1.008.700
AGI PV WS RCM VAL 8490 06 5209 SPK	189.968
AGI PV WS RCM IND 8490 07 5210 SPK	379.752
AGI PEGASUS AKT1 8454 01 5221 SPK	109.356
AGI KOMDY BS W 8523 03 5225 SPK	

\* ELENCO DELEGANTI \*

AGI VKA RCM S VAL 8502 10 6376 SPK	2.961.330
AGI PK 1 FONDS 8455 SPK	14.867
BOARD OF PENSIONS OF THE EVANGELICAL LUTHERAN CHURCH IN AMERICA	2.210.320
TENNESSEE VALLEY AUTHORITY RETIREMENT SYSTEM	384.831
WEST VIRGINIA INVESTMENT MANAGEMENT BOARD	3.293.860
INTERNATIONAL BANK FOR RECONSTRUCTION AND DEVELOPMENT	44.318
INTERNATIONAL BANK FOR RECONSTRUCTION AND DEVELOPMENT	62.101
INTERNATIONAL BANK FOR RECONSTRUCTION AND DEVELOPMENT	389.047
INTERNATIONAL BANK FOR RECONSTRUCTION AND DEVELOPMENT	55.718
PRUDENTIAL INVESTMENT PORTFOLIO 2 PRUDENTIAL QMA INTL DEVELOPED MRKTS INDEX FUND	9.563
MACQUARIE GLOBAL INFRASTRUCTURE TOTAL RETURN FUND INC	1.703.915
FRK MUT INTL FD	856.234
FRK MUT GLBL DISC FD	57.664.238
FRK MUT EURO FD	17.391.006
FGT FRK GLOBAL LSTD INFRASTRUCT FD	258.942
ARCA FONDI SGR - FONDO ARCA AZIONI ITALIA	9.590.000
EURIZON CAPITAL SGR SPA - EURIZON RENDITA	72.997
EURIZON CAPITAL SGR SPA - EURIZON PROGETTO ITALIA 70	315.406
EURIZON CAPITAL SGR SPA - EURIZON PROGETTO ITALIA 40	353.658
EIS - MULTIASSET RISK OVERLAY	44.735
EPF - ENHANCED CONSTANT RISK CONTRIBUTION	38.190
EU - EQUITY ITALY	992.004
EPF - EURO Q-EQUITY	126.860
EPF - Q-FLEXIBLE	566.071
ROSSINI - AZIONARIO EURO	4.020
ROSSINI - BILANCIATO	1.198
EU - EQUITY EUROPE LTE	691.200
EU - EQUITY EURO LTE	256.865
EU - EQUITY ITALY SMART VOLATILITY	526.571
ISE - VALORE CEDOLA GLOBALE - 02/2015	251.776
ISE - VALORE CEDOLA GLOBALE - 04/2015	107.388
ISE - GLOBAL DYNAMIC MULTITRENDER - 06/2015	52.847
ISE - VALORE CEDOLA GLOBALE - 07/2015	60.968
ISE - VALORE CEDOLA GLOBALE - 09/2015	61.099
ISE - GLOBAL INCOME MULTITRENDER - 09/2015	142.189
ISE - MULTIASSET CEDOLA GLOBALE - 12/2015	244.958
ISE - DYNAMIC INCOME MULTITRENDER - 01/2016	31.663
ISE - MULTIASSET CEDOLA GLOBALE - 02/2016	263.643
ISE - MULTIASSET ABSOLUTE 3 ANNI - 04/2016	81.909
ISE - MULTIASSET ABSOLUTE 3 ANNI - 07/2016	70.151
EPF - ABSOLUTE Q-MULTISTRATEGY	12.037
AA FORTIS TACTIQUE	752.834
L.S. DYNAMIQUE	13.473
LBPAM ACTIONS DIVIDENDES EUROPE	2.816.723
LBP INDEX EURO PEA 90 SEPTEMBRE2021	39.046
GRD20	942.077
FCP LBP EUROCAP PEA 90 NOVEMBRE2021	34.613
GRD 12 ACTIONS	382.184
LBPAM STRATEGIE PEA 1	316.323
FCP FONDATION EUROPE	200.000
FCP AMUNDI ACTIONS EUROPE ISR	103.642
FCPE AMUNDI RESA ACTIONS EURO	619.212
CPR GLOBAL EQUITY ALL REGIME	117.209
AMUNDI ETF EURO STOXX 50 UCITS ETF DR	7.013.120
FCP AMUNDI ETF MSCI EUROPE EX EMU PEA UCITS ETF	2.952.746
FCP CPR PROGRES DURABLE EUROPE	30.733
PREDIQUANT EUROCROISSANCE A2	138.785
AMUNDI PATRIMOINE	384.317
FDC A2 POCHE TITRES	233.931
AMUNDI ACTIONS INTLES WORLD PL	11.921
LCL ACTIONS EUROPE SMART BETA	39.469
LCL ACTIONS EUROPE MAX DIV.	37.392
FCP ENERGIES RENOUVELABLES	30.000
PALATINE MEDITERRANEA SICAV	30.000

\* ELENCO DELEGANTI \*

AMUNDI ACTIONS INTERNATIONALES DYNAMIC RISK FACTOR	3.839
NATIXIS ACTIONS EUROPE SECTEURS	101.430
FCP HSBC DYNAFLEXIBLE	183.304
FCP HSBC ACTIONS MONDE	181.580
AMUNDI LUXEMBOURG SA	100.000
AMUNDI FUNDS EQUITY EURO RISK PARITY	854.743
MLC INVESTMENTS, MLC LIMITED	30.786
UBS ASSET MANAGEMENT (AUSTRALIA) LTD	20.672
UBS FUND MANAGEMENT (SWITZERLAND) AG.	2.710.815
UBS FUND MGT (CH) AG CH0538 UBSCHF2 EGXS II	20.723
UBS FUND MANAGEMENT (SWITZERLAND) AG.	3.353.089
UBS FUND MANAGEMENT(LUXEMBOURG) SA	121.485
UBS FUND MANAGEMENT(LUXEMBOURG) SA	1.817.222
LANSDOWNE ICAV-LANSDOWNE CLEAN ENERGY FUND	661.547
ELECTRON CAYMAN COMPANY LIMITED.	143.948
AEGON CUSTODY B.V	1.053.768
AEGON CUSTODY B.V	985.021
AEGON CUSTODY B.V	507.143
AHL DIRECTIONAL EQUITIES MASTER LIMITED	16.789
BLACK DIAMOND OFFSHORE LTD	30.154
BLACK DIAMOND RELATIVE VALUE CAYMAN LP	38.928
CBOSC ATF CW BK GRP SUP WGSS08	209.457
CBOSC-CBGS-WGSS07	115.542
IRISH LIFE ASSURANCE	62.865
IRISH LIFE ASSURANCE	3.413.319
IRISH LIFE ASSURANCE	47.770
IRISH LIFE ASSURANCE	194.478
IRISH LIFE ASSURANCE	411.843
JAPAN TRUSTEE SERVICES BANK, LTD	877.073
JOHN HANCOCK FUNDS II INTERNATIONAL STRATEGIC EQUITY ALLOCATION FUND	318.803
KOREA POST	81.026
NATIONAL COUNCIL FOR SOCIAL SECURITY FUND.	117.913
ROBECO INSTITUTIONAL CONSERVATIVE EQUITY FUND II	577.313
ROBECO INSTITUTIONAL VALUE EQUITY FUND	431.563
ROBECO UMBRELLA FUND I N.V. - ROBECO GLOBAL AC MULTI-FACTOR EQUITIES FUND	395.869
SCRI ROBECO INSTITUTIONAL CONSERVATIVE EQUITY FUND.	637.116
SLIC - GLOBAL EQUITY INCOME FUND	292.126
STICHTING CUSTODY ROBECO INSTITUTIONAL	154.777
THE NOMURA TRUST AND BANKING CO LTD	9.811
THE NOMURA TRUST AND BANKING CO LTD	13.536
UNITED TECHNOLOGIES CORPORATION MASTER RETIREMENT TRUST (GLOBAL) C/O ANALYTIC INVESTORS LLC	28.137
VICTORY CEMP DEVELOPED ENHANCED VOLATILITY WTD INDEX ETF	61.967
VICTORY CEMP INTERNATIONAL HIGH DIV VOLATILITY WTD INDEX ETF	5.199
VICTORY CEMP INTERNATIONAL VOLATILITY WTD INDEX ETF	11.830
WELLINGTON ALTA FUND	82.695
SEI INVEST (EUROPE) LIMITED SE	2.574
UBS (CAY) GLOBAL GROWTH AND IN	81.280
METZLER STRATEGIC INV PUB LIM	276.900
NUMERIC EUROPEAN EQ FUND A SER	765.218
PIONEER FUNDS - ITALIAN EQUITY	5.771.495
PIONEER FUNDS - GLOBAL EQUITY	92.793
KOKUSAI EQUITY INDEX FUND	162.612
CONSULTING GROUP CAPITAL MARKE	75.492
CPPIB MAP CAYMAN SPC ACTING ON BEHALF OF AND FOR THE AMOUNT OF SEGREGATED PORTFOLIO	226.188
DMAPLES CORPORATE SERVICES LTD	1.099.088
STICHTING BEDRIJFST VOOR HET SCHOONMAAK EN GLAZ	87.000
ASCENSION HEALTHCARE MASTER PENSION TRUST	140.000
THE TRUSTEES OF PARLIAMENTARY CONTRIBUTORY PENSION FUND	208.097
SARASIN EQUISAR IIID FUND, A SUB FUND OF SARASIN FUNDS ICVC	199.744
WHEELS COMMON INVESTMENT FUND	33.778
WHEELS COMMON INVESTMENT FUND	52.037
HRW TRUST NO 4 UAD 01/17/03	183.706
DOW RETIREMENT GROUP TRUST	
A.I.DUPONT TESTAMENTARY TRUST	



\* ELENCO DELEGANTI \*

PZENA VALUE GROUP TRUST	184.925
PZENA VALUE GROUP TRUST	618.375
SCHLUMBERGER LIMITED MASTER PENSION TRUST	137.471
STANISLAUS COUNTY EMPLOYEES' RETIREMENT ASSOCIATION	403.200
DOUBLE DIGIT CAGR LLC	112.287
SHY, LLC	41.283
EVA VALLEY MA1 LLC	78.377
PYRAMIS GLOBAL EX U.S.INDEX FUND LP	827.012
FOURTH AVENUE INVESTMENT COMPANY.	44.768
GQG PARTNERS INTERNATIONAL EQUITY FUND-GQG PARTNERS SERIES LLC	801.420
OMEGA FFIP LIMITED PARTNERSHIP	33.136
SANABIL INTERNATIONAL INVESTMENTS COMPANY	237.900
FIDELITY SALEM STREET TRUST: FIDELITY FLEX INTERN INDEX FUND	565
GOVERNMENT EMPLOYEES SUPERANNUATION BOARD	636.259
GOVERNMENT EMPLOYEES SUPERANNUATION BOARD	139.525
CATERPILLAR INC. GROUP INSURANCE PLAN TRUST	123.685
CHILDREN'S HEALTHCARE OF ATLANTA, INC.	591.178
PEPSICO, INC. MASTER TRUST	83.920
ST. JOSEPH HEALTH SYSTEM	25.695
CAMPBELL PENSION PLANS MASTER RETIREMENT TRUST	16.392
FRESNO COUNTY EMPLOYEES' RETIREMENT ASSOCIATION	281.749
SAN FRANCISCO CITY & COUNTY EMPLOYEES' RETIREMENT SYSTEM	80.000
SAN FRANCISCO CITY & COUNTY EMPLOYEES' RETIREMENT SYSTEM	1.492.500
SHRINERS HOSPITALS FOR CHILDREN	185.000
NAV CANADA PENSION PLAN	35.474
SARASIN EQUISAR GLB THEMATIC F, A SUB F OF SARASIN F ICVC	1.026.223
SARASIN GLOBAL HIGHER DIV FUND	2.703.513
SARASIN EQ GLB THEM F (GBP HEDGED), A SUB FUND OF SARASIN F	306.572
SARASIN GLB HIGHER DIVIDEND (GBP HEDGED)	995.046
STICHTING PENSIOENFONDS SAGITTARIUS	258.770
THE TRUSTEES OF CATERPILLAR PENSION PLAN	188.800
KLEINWORT BENSON INVESTORS MASTER INVESTMENT FUND	12.120
MUNICIPAL EMPLOYEES' ANNUITY AND BENEFIT FUND OF CHICAGO	167.000
MUNICIPAL EMPLOYEES' ANNUITY AND BENEFIT FUND OF CHICAGO	82.750
FP VERBATIM PORTFOLIO 5 INCOME FUND	60.000
LEGAL & GENERAL GLOBAL EQUITY INDEX FUND	22.180
PREMIER GLOBAL UTILITIES INCOME FUND	98.000
SARASIN IE EQUISAR - GLOBAL THERMATIC (USD)	371.596
SARASIN IE EQUISAR - GLOBAL THEMATIC FUND (GBP)	639.085
KLEINWORT BENSON INVESTORS INSTITUTIONAL FUND PLC	193.248
LEGAL AND GENERAL AUTHORISED CONTRACTUAL SCHEME	42.691
BANCO NACIONAL DE PANAMA, ACTING AS TRUSTEE OF THE FIDEICOMISO DE FONDO DE AHORRO DE PANAMA	45.792
NORTH TR LUX CO I ITS CAP MNGM OF SCHLUM STAFF RET F FCP-SIF	167.791
KAIROIS INTERNATIONAL SICAV - TARGET ITALY ALPHA	500.000
BAYERNINVEST KAPITALVERWALTUNGSGESELLSCHAFT MBH	1.170.109
NMM5 WIEQ BRF ACCOUNT	140.700
WIF- EUROPE OPPORTUNITIES	182.100
ALLIANZ GLR EQ EU RCM BEST STYLES	422.734
ALLIANZ CGI EQ BEST STYLES	1.103.686
SONDERVERMOGEN ALLIANZGI-FONDS DSW-DREFONDS	6.824
JAPAN TRUSTEE SERVICES BANK LTD	41.093
JAPAN TRUSTEE SERVICES BANK LTD	180.000
JAPAN TRUSTEE SERVICES BANK LTD	36.642
THE MASTER TRUST BANK OF JAPAN LTD	5.274
THE MASTER TRUST BANK OF JAPAN LTD	15.504
JAPAN TRUSTEE SERVICES BANK LTD	4.000
JAPAN TRUSTEE SERVICES BANK LTD	90.000
JAPAN TRUSTEE SERVICES BANK LTD	24.000
JAPAN TRUSTEE SERVICES BANK LTD	37.700
THE MASTER TRUST BANK OF JAPAN LTD	209.109
THE MASTER TRUST BANK OF JAPAN LTD	44.180
THE MASTER TRUST BANK OF JAPAN LTD	12.430
JAPAN TRUSTEE SERVICES BANK LTD	269.262

\* ELENCO DELEGANTI \*

THE MASTER TRUST BANK OF JAPAN LTD	256.884
JAPAN TRUSTEE SERVICES BANK LTD	39.202
THE MASTER TRUST BANK OF JAPAN LTD	157.848
THE MASTER TRUST BANK OF JAPAN LTD	15.450
INTERNATIONAL MULTI-ASSET DIVERSIFIED IN	20.884
THE MASTER TRUST BANK OF JAPAN LTD	132.393
KEMPEN EUROPEAN HIGH DIVIDEND FUND N.V.	7.035.100
FCP UBS F EURO OPPORT UNCON PEA EUR	72.091
HENDERSON INSTIT EUROP INDEX OPP FUND	737.916
CANDRIAM BELGIUM MANDAT FRR	5.270.011
ALLIANZ GLOBAL INVESTORS FRANCE	411.103
ANIMA SGR SPA	1.140.000
ANIMA SGR SPA	2.289.711
ANIMA SGR SPA	2.381.365
ANIMA SGR SPA	7.418.059
ANIMA SGR SPA	1.296.246
ANIMA SGR SPA	958.265
ANIMA SGR SPA	3.204.584
ANIMA SGR SPA	4.308.250
ANIMA SGR SPA	2.662.874
ANIMA SGR SPA	1.399.825
ANIMA SGR SPA	469.205
ANIMA SGR SPA	298.300
ANIMA SGR SPA	176.721
ALLIANZGI FONDS BREMEN	26.108
ALLIANZGI FONDS NBP	202.100
FONDACO SIF	11.000
STANDARD LIFE WEALTH INTERNATIONAL	35.486
AVSUPER FUND	99.000
BARROW HANLEY GLOBAL EQUITY TRUST	10.000
1448 FCPE GE FACTOFRANCE	4.000
FCP SCORE 2012	20.000
TARAVAO INVEST	764.529
PI CH-WORLD EX SWISS EQUITIES TRACKER US	230.028
PI CH - EUROPEAN EX SWISS EQUITIES	170.000
DAIWA PAN EUROPEAN HIGH DIVIDEND YIELD STOCK MOTHER FUND	53.030
DL INTERNATIONAL RESEARCH OPEN MOTHER FD	612.002
LGT MULTI MANAGER FUND	185.791
MACQUARIE - GLOBAL LISTED INFR FD	1.482.650
KEMPEN INTERNATIONAL FUNDS	2.500.000
DEKA INVESTMENT GMBH RE ARIDEKA	28.500
BEROLINARENT DEKA	121.063
VANGUARD INTERNATIONAL SHARE INDEX FUND	14.053
BLACKROCK SCREEN WHOLE INDEXED INT EQ FD	871.774
VARIABLE PORTFOLIO - LAZARD INTERNATIONAL EQUITY ADVANTAGE FUND	494.870
BANCO CENTRAL DE TIMOR-LESTE (BCTL)	6.444.714
JP MORGAN FUND ICVC- JPM GLOBAL MACRO OP	75.796
CHINATRUST COMMERCIAL BANK LTD. AS	206.900
ALTRIA CLIENT SERVICES MASTER RETIREMENT TRUST	80.179
JPM CHASE BANK - PB - UK CORPORATIONS	8.248
JPMORGAN CHASE BANK N.A.	26.534
JPMORGAN CHASE BANK N.A.	22.888
ANZ WHOLESALE INTERN.SHARE NO. 1 FUND	2.040.574
VANGUARD INTERNATIONAL SHARE INDEX FUND	31.752.779
CAPITAL INCOME BUILDER INC	420.300
ANZ WHOLESALE INTERNATIONAL SHARE NO. 3	52.429
LUCRF PTY LTD FOR THE LABOUR UNION CO-O	82.919
UBS ASSET MANAGEMENT LIFE LTD	2.218.200
JNL/BROOKFIELD GLOBAL INFRASTRUCTURE FUND	406.618
GOLDMAN SACHS TRUST - GOLDMAN SACHS DYNAMIC ALLOCATION FUND	3.267.978
GOLDMAN SACHS TRUST-G.S.INTL.TAX MANAGED	233.525
GOLDMAN SACHS TRUST- GOLDMAN SACHS INTER	9.812.150
THE MASTER TRUST BANK OF JAPAN LTD	8.354.295
THE MASTER TRUST BANK OF JAPAN LTD	84.259
JPMORGAN LIFE LIMITED	

\* ELENCO DELEGANTI \*

JPMORGAN LIFE LIMITED	30.140
SOMERSET COUNTY COUNCIL PENSION FUND	220.482
THE MASTER TRUST BANK OF JAPAN LTD	9.803.313
DEKA INVESTMENT GMBH RE SAPHIR-FONDS	21.100
DEKA INVESTMENT GMBH RE DBU SARASIN GLOB	127.696
DEKA INVESTMENT GMBH RE TUT-MASTERFONDS	20.000
DEKA INVESTMENT GMBH RE A WITTRING LCR FONDS	13.950
DEKA INVESTMENT GMBH RE DEKA VALUE PLUS	214.211
KAPITALFORENINGEN PENSAM INVEST PSI	44.760
DEAM-FONDS MMMII DEUT ASSET MAN INV	178.122
THE MASTER TRUST BANK OF JAPAN LTD	325.174
PENSIONSKASSEN FOR BORNE-OG UNGDOMS	393.450
DEKA INV RE HASPA POTENZ GERMANY NONAIF	68.000
THE MASTER TRUST BANK OF JAPAN LTD	166.988
BUREAU OF LABOR FUNDS - LABOR RETIREMENT	18.597
FIDELITY INVESTMENT FUNDS - FIDELITY	388.919
THE MASTER TRUST BANK OF JAPAN LTD	155.632
COLUMBIA CAPITAL ALLOCATION AGGRESSIVE P	40.290
COMMINGLED PEN TR FD INTL(RES.ENHAN.IND)	80.830
COMMINGLED PENSION TR FUN INT OPPORTUNIT	4.407.658
PGIM INVESTMENTS INC THREE GATEWAY CENTE	10.045
VERMONT PENSION INVESTMENT COMMITTE	762.716
JPMORGAN DIVERS RETURN EU EQUIT ETF	26.120
MULTI-MAN DIRECT ALTERNATIVE STRATE FUND	171.889
SCHRODER GLOBAL MULTI-CAP VALUE PORTFOLIO L.P	24.270
LA CAISSE COMMUNE DES COMMISSIONS DES REGIMES DES EMPLOYES MANUELS DE LA VILLE DE MONTREAL	99.894
SHELL CANADA 2007 PENSION TRUST	205.878
BENTON INVESTMENT FUND	82.970
MANULIFE GLOBAL DIVIDEND GROWTH FUND	770.293
CUSTOM PORTFOLIO SOLUTIONS GLOBAL MAN T	5.247
HEXAVEST EUROPE FUND	2.255.514
HEXAVEST EUROPAC FUND	94.130
REGIME DE RETRAITE D HYDRO QUEBEC	615.700
NATWEST DEP SW SVSTPI IB1 GS C	318.480
ALDER INVESTMENT FUND	129.279
NORFOLK PENSION FUND	1.146.240
PHOENIX UNIT TRUST MANAGERS EURO	262.486
PHOENIX UNIT TRUST MANAGERS BOTHWELL EUROPE FUND	4.438.396
KBI GLOBAL RESOURCES SOLUTIONS CIT	36.246
JPMORGAN MULTI BALANCED FUND	201.595
THE MASTER TRUST BANK OF JAPAN LTD	132.000
JAPAN TRUSTEE SERVICES BANK LTD	103.608
THE MASTER TRUST BANK OF JAPAN LTD	20.510
THE MASTER TRUST BANK OF JAPAN LTD	252.000
IRCOM RETRAITE DIVERSIFIE	260.000
FCPE BMS ACTIONS	88.959
FCP ALM ACTIONS EURO	3.340.000
FCPE HORIZON EP. ACTION	54.155
FCP TA-ITA OBBLIGAZIONI	90.865
FCP AIR FRANCE IFC	68.548
FCP AXIVA ACTION I	61.645
VILLIERS DIVERSIFIE BNP PAM	1.831.126
ERAPP ACTION EURO III	5.394.694
PARVEST	696.148
PARVEST	5.748.072
PARVEST	540.386
AXA LEBEN AG	408.000
AXA VERSICHERUNGEN AG	102.000
FCP CIC TECHNO COM	127.000
CAPITAL GROUP ABSOLUTE INCOME GROWER COM	257.492
CAPITAL GUARDIAN ALL COUNTRY WORLD EQUITY FUND FOR TAX - EXEMPT TRUSTS	7.750
CAPITAL GROUP EMPLOYEE BENEFIT INV.TRUST	1.177.079
CAPITAL INTERNATIONAL WORLD EQUITY	47.367

\* ELENCO DELEGANTI \*

STATE FARM MUTUAL AUTOMOBILE INS.CO	93.148
GREATER MANCHESTER PENSION FUND	735.817
FIDELITY INSTITUTIONAL PAN EUROPEAN FUND	422.650
STATE FARM INSURANCE CO EMPLO.RET TS	129.685
CAPITAL GUARDIAN INTERNATIONAL (NON US) EQUITY FUND FOR TAX EXEMPT TRUSTS	185.904
CAPITAL GUARDIAN GLOBAL EQUITY FUND	30.500
CENTRAL FINANCE BOARD METHODIST CHURCH	46.000
HSBC INSTITUTIONAL TRUST SERVICES	343.554
SEI SYSTEMATIC FIN MGMT MSTR	79.300
LOMBARD ODIER FUNDS (SWITZERLAND) SA I3D	976.801
SWISSCANTO FONDSLEITUNG AG	3.267.941
PHITRUST ACTIVE INVESTORS EURO ACTIVE INVESTORS FUND	19.422
AI DEVELOPED EUROPEAN EX UK EQUITY	390.853
DPAM CAP B EQU EMU INDEX	1.584.964
DPAM CAP B EQU EMU BEH VAL	3.000.000
DPAM DBI-RTD EQUITIES EMU	164.339
DPAM CAP B EQU EUROPE IND	587.081
II EQUITIES EURO	535.000
DPAM EQUITIES L	700.000
GAM INVESTMENT MANAGEMENT (SWITZERLAND) LTD.	235.540
QS INTERNATIONAL EQUITY FUND	492.399
DEKA INVESTMENT GMBH FOR SFT 3-FONDS	251.256
J & J PENSION FUND OFP	54.836
MFS VARIABLE INSURANCE TRUST - MFS UTILITIES SERIES	9.768.066
GOLDMAN SACHS TRUST- GOLDMAN SACHS GLOBAL MANAGED BETA FUND	8.013
GOLDMAN SACHS TRUST - GOLDMAN SACHS GLOBAL INFRASTRUCTURE FUND	10.184
GOLDMAN SACHS TRUST II GOLDMAN SACHS GQG PART INTL OPP FD	270.475
AMERICAN BUREAU OF SHIPPING	13.705
ARROWSTREET INTERNATIONAL EQUITY EAFE TRUST FUND	68.288
JP TRU SERVICES BK, LTD. AS TRU FOR SMTB GMAS EQ MOTHER FD	18.114
BROOKFIELD REAL ASSETS HYBRID MASTER FUND L.P	73.800
TAX - MANAGED INTERNATIONAL EQUITY PORTFOLIO	48.562
THE GABELLI GLOBAL UTILITY & INCOME TRUST	80.000
AMERICAN FUNDS INSURANCE SERIES CAPITAL INCOME BUILDER	494.674
RUSSELL INVESTMENT COMPANY MULTI-ASSET GROWTH STRATEGY FUND	29.004
BROOKFIELD GLOBAL REAL ASSET FUND	18.200
MONY LIFE RETIREMENT INCOME SECURITYPLAN FOR EMPLOYEES	5.960
STATE FARM MUTUAL FUND TRUST, INTERNATIONAL INDEX FUND	158.717
PENSIONSKASSE JOHNSON & JOHNSON SCHWEIZ	82.709
SUNAMERICA SERIES TRUST - SA INTERNATIONAL INDEX PORTFOLIO	136.619
LOS ANGELES COUNTY EMPLOYEES RETIREMENT ASSOCIATION	104.000
HARTFORD MULTIFACTOR DEVELOPED MARKETS (EX-US) ETF	7.767
RUSSELL INV MULTI-ASSET FACTOR EXPOSURE FUND	217.156
ALLIANZ GLOBAL INVESTORS GMBH FOR ALLIANZ STRAT. BALANCE	302.528
ALLIANZ GLOBAL INVESTORS GMBH FOR ALLIANZ STRAT. STABILITAET	51.834
ALLIANZ GLOBAL INVESTORS GMBH FOR ALLIANZ STRAT. WACHSTUM	388.061
MET INVESTORS SERIES TRUST- PANAGORA GLO DIVERSIFIED RISK PTF	11.684
BURROUGHS WELLCOME FUND	9.415
STATE OF NEW JERSEY COMMON PENSION FUND D	3.987.454
DEUTSCHE ASSET MNGM INV GMBH FOR DEAM- FONDS OKA	30.000
DEUTSCHE ASSET MNGM INV GMBH FOR DEAM F STRATAV EUR STRAT1	125.000
DEUTSCHE ASSET MANAGEMENT INVESTMENT GMBH FOR DEUTSCHE RR17	5.820
THRIVENT PARTNER WORLDWIDE ALLOCATION FUND	263.178
RUSSELL INSTL FUNDS,LLC-RUSSELL MULTI-ASSET CORE PLUS FUND	281.928
GAM INVST MANAG (SWITZ) AG VI VORSORGEINV VI CORE AKTN AUSLAND	9.120
METZLER ASSET MANAGEMENT GMBH FOR MI-FONDS 415	1.903.915
CAPITAL GROUP INTERNATIONAL EQUITY FUND (CANADA)	26.647
CAPITAL INTERNATIONAL - GROWTH AND INCOME	49.000
WELLINGTON COMPOUND GROWTH, L.P.	22.297
GSO ADGM III COMMON CONTRACTUAL FUND	54.376
THE AB PORTFOLIOS - AB BALANCED WEALTH STRATEGY	104.826
THE AB PORTFOLIOS - AB CONSERVATIVE WEALTH STRATEGY	14.574
RAS LUX FUND	75.000
DEUTSCHE ASSET MANAGEMENT S.A. FOR DEUTSCHE ESG EUROPEAN EQ	701.200

\* ELENCO DELEGANTI \*

UBS ETF	5.791.734
UBS ETF	256.798
UBS ETF	348.753
UBS ETF	311.276
UBS ETF	861.814
UBS ETF	1.900.931
UBS ETF	182.463
UBS ETF	1.048.261
DEUTSCHE AM INVESTMENT GMBH FOR DEUTSCHE AM LOWVOL EUROPE	230.303
DEUTSCHE ASSET MNGM INV GMBH FOR DWS VORSORGE AS (DYNAMIK)	95.646
DEUTSCHE ASSET MNGM INV GMBH FOR DWS VORSORGE AS (FLEX)	126.949
DEUTSCHE ASSET MNGM INV GMBH FOR OP STRATEGIEPORTFOLIO IV	11.248
ISHARES MSCI INTERNATIONAL DEVELOPED ETF	106.752
ISHARES EDGE MSCI INTL VALUE FACTOR ETF	1.902
ISHARES EDGE MSCI INTL SIZE FACTOR ETF	32.594
CONNECTICUT GENERAL LIFE INSURANCE COMPANY	9.535.529
COLLEGE RETIREMENT EQUITIES FUND	1.045.215
COLLEGE RETIREMENT EQUITIES FUND	1.929.324
PACE INTERNATIONAL EQUITY INVESTMENTS	476.034
BOSTON RETIREMENT SYSTEM	549.725
VALIC COMPANY I - INTERNATIONAL EQUITIES FUND	73.464
WORLD INDEX OLUS SECURITIES LENDING COMMON TRUST FUND	1.035.122
MAINSTAY 130/30 INTERNATIONAL FUND	46.313
THE TRUSTEES OF JOHNSON & JOHNSON UK GROUP RETIREMENT PLAN	24.599
OLD MUTUAL INVESTMENT GROUP (PTY) LTD	363.735
OLD MUTUAL LIFE ASSURANCE COMPANY (SOUTH AFRICA) LIMITED	341.513
PINEBRIDGE GLOBAL DYNAMIC ASSET ALLOCATION FUND	68.798
STATE PUBLIC SECTOR SUPERANNUATION SCHEME	619.253
STATE PUBLIC SECTOR SUPERANNUATION SCHEME	34.514
STATE PUBLIC SECTOR SUPERANNUATION SCHEME	232.534
STATE PUBLIC SECTOR SUPERANNUATION SCHEME	29.143
WORKERS COMPENSATION DUST DISEASES AUTHORITY	89.623
CANADA PENSION PLAN INVESTMENT BOARD	10
CANADA PENSION PLAN INVESTMENT BOARD	18.242.169
BRIDGEWATER PURE ALPHA TRADING COMPANY II, LTD	267.700
RUSSELL OVERSEAS EQUITY FUND .	133.783
RUSSELL OVERSEAS EQUITY FUND .	214.659
RUSSELL OVERSEAS EQUITY FUND .	230.700
RUSSELL OVERSEAS EQUITY FUND .	44.274
RUSSELL GLOBAL EQUITY FUND .	318.400
RUSSELL GLOBAL EQUITY FUND .	499.904
AGF ALL WORLD TAX ADVANTAGE GROUP LIMITED	200.629
EAFE EQUITY FUND .	153.441
BRUCE POWER PENSION PLAN	859.300
COLLEGES OF APPLIED ARTS AND TECHNOLOGY PENSION P	1.207.430
COLLEGES OF APPLIED ARTS AND TECHNOLOGY PENSION P	90.976
THE CANADIAN MEDICAL PROTECTIVE ASSOCIATION	367.833
ONTARIO POWER GENERATION INC .	105.681
THE ROYAL INST FOR THE ADVANCEMENT OF LEARNING MCGILL UNIVERSITY	67.635
FRONTIERS INTERNATIONAL EQUITY POOL	8.237
COUNSEL DEFENSIVE GLOBAL EQUITY	2.356.082
LONDON LIFE INSURANCE COMPANY .	70.184
GLOBAL INFRASTRUCTURE EQUITY FUND LONDON CAPITAL	1.391.144
ONTARIO PENSION BOARD .	30.081
RENAISSANCE GLOBAL EQUITY PRIVATE POOL	336.300
RENAISSANCE REAL ASSETS PRIVATE POOL	558.517
STATE OF WISCONSIN INVESTMENT BOARD	4.158.226
STATE OF WISCONSIN INVESTMENT BOARD	3.739.814
STATE OF WISCONSIN INVESTMENT BOARD	767.092
STATE OF WISCONSIN INVESTMENT BOARD	1.789.840
TD EMERALD INTERNATIONAL EQUITY INDEX FUND	53.547
TD EUROPEAN INDEX FUND .	2.322.900
IMPERIAL INTERNATIONAL EQUITY POOL	214.481
IMPERIAL INTERNATIONAL EQUITY POOL	107.170

\* ELENCO DELEGANTI \*

ONTARIO POWER GENERATION INC .	467.857
WOODBIDGE INVESTMENTS CORPORATION	77.700
WINDWISE MSCI EAFE INDEX NON-LENDING, FUND FOR EXEMPT ORG.	392.073
CIBC INTERNATIONAL INDEX FUND	110.731
CIBC EUROPEAN INDEX FUND	44.164
CIBC POOLED INTERNATIONAL EQUITY INDEX FUND	114.093
YORK UNIVERSITY PENSION FUND .	379.600
DEBORAH LOEB BRICE	6.057
CERVURITE INTERNATIONAL LLC .	199.601
R.K. MELLON INTERNATIONAL FUND.	299.995
1973 IRREVOCABLE TRUST OF CD WEYERHAUSER	1.146
STICHTING BEDRIJFSPENSIOENFONDSVOOR DE LANDBOUW MANDAAT BLACKRO	2.956.244
IPMORGAN FUNDS EUROPEAN BANK AND BUSINESS CENTRE	2.144.074
CAPITAL GROWTH FUND ABSOLUTE INCOME GROW	303.041
CAPITAL INTERNATIONAL FUND	147.008
SINGLE SELECT INVEST MONCEAU ACTION	150.000
BLACKROCK GLOBAL ALLOCATION FU	15.203.748
BLACKROCK GLOBAL ALL PORT IO	81.539
BLACKROCK GLOBAL ALL VI FUND	4.023.292
MFS RESEARCH INT FDP FUND OF	263.930
BLACKROCK GLOBAL ALL FUND	311.793
TRUST AND CUSTODY SERV BANK LT	219.392
NORTHWESTERN MUTUAL SERIES FUN	1.137.335
MASSMUTUAL SELECT BLACKROCK GL	220.084
TOUCHSTONE STRATEGIC TRUST-TOU	81.000
ARRCO LONG TERME B ATT RAJA EL	361.210
SOGECAP LONG TERME NI ACTION	231.102
AIM EQUITY EMU I	905.424
ALLIANZ ASAC ACT EUR	180.777
AIM EQUITY EUROPE PG VIE	593.660
ALLIANZ CAVAMAC ACTIONS INT	58.294
DARWIN DEVERSIFIE 80-100 ACTIO	120.266
ETOILE SECTORIELLE EUROPE	42.916
ANTARIUS ROTATION SECTORIELLE	19.418
OFI MARKET NEUTRAL EQUITY	1.026.458
COL LYX MSCI EMU ETF D EUR	2.750.000
AZ CREATIONS 2	77.161
2) NUMERIC INVESTORS LLC	516.300
ALLIANZ VIE	52.698
ALLIANZ VIE ACE ACTIONS	578.659
AZ VIE PFON RETRAITE ACTION	316.262
LYXOR EURO STOXX 300	153.743
LYXOR STOXX EUROPE 600	112.037
GARI EUROPEAN EQUITY	23.478
LYXOR EURO STOXX 50 (DR)	383.232
OFI FUND - EURO LARGE CAP	1.100.000
GENERALI INVESTMENTS LUXEMBURG S.A.	2.895.103
NEW YORK STATE COMMON RETIREMENT FUND	467.446
TELSTRA SUPERANNUATION SCHEME	779.040
BANK OF BOTSWANA	62.320
SAS TRUSTEE CORPORATION	661.807
SAS TRUSTEE CORPORATION	363.716
ONTARIO TEACHERS PENSION PLAN BOARD	785.400
FUNDO DE PENSOES	77.155
TEACHERS' RETIREMENT SYSTEM OF LOUISIANA	1.156.100
MGI FUNDS PLC	594.456
MGI FUNDS PLC	89.607
STATE OF ALASKA RETIREMENT AND BENEFITS PLANS	207.696
STATE OF ALASKA RETIREMENT AND BENEFITS PLANS	1.184.073
PRUDENTIAL RETIREMENT INSURANCE & ANNUITY COMPANY	478.800
PRUDENTIAL RETIREMENT INSURANCE & ANNUITY COMPANY	23.896
CHEVRON UK PENSION PLAN	56.558
CHEVRON UK PENSION PLAN	199.400
THE BOMBARDIER TRUST (UK)	1.604.605

\* ELENCO DELEGANTI \*

THE BARCLAYS BANK UK RETIREMENT FUND	286.966
NEW YORK STATE TEACHERS RETIREMENT SYSTEM	1.030.200
NEW MEXICO STATE INVESTMENT COUNCIL	1.121.765
GMAM INVESTMENT FUNDS TRUST	805.100
MINISTRY OF STRATEGY AND FINANCE	29.883
FIDELITY FUNDS SICAV	826.652
TEACHERS' RETIREMENT SYSTEM OF THE STATE OF ILLINOIS	13.232
CHEVRON MASTER PENSION TRUST	317.029
CHEVRON MASTER PENSION TRUST	397.700
RETIREMENT-INCOME PLAN OF SAUDI ARABIAN OIL COMPANY	96.300
COLONIAL FIRST STATE INVESTMENTS LIMITED	1.956.249
ALASKA PERMANENT FUND CORPORATION	1.204.658
GOLDMAN SACHS FUNDS II	208.253
RETIREMENT PLAN FOR EMPLOYEES OF AETNA I	780.300
THE BOEING COMPANY EMPLOYEE RETIREMENT P	2.393.300
BLUE SKY GROUP	33.847
SUPERANNUATION FUNDS MANAGEMENT CORPORATION OF SOUTH AUSTRALIA	68.855
RAYTHEON MASTER PENSION TRUST .	503.300
TRUST AND CUSTODY SERVICED BANK LIMITED	67.021
MD INTERNATIONAL VALUE FUND	39.200
MDPIM INTERNATIONAL EQUITY POOL	373.100
MD EQUITY FUND	105.800
MULTIMIX WHOLESALE INT SHARES TRUST	132.200
MERCER GLOBAL EQUITY FUND	314.747
PEOPLE'S BANK OF CHINA	7.920.971
MERCER NON-US CORE EQUITY FUND	932.800
NEW IRELAND ASSURANCE COMPANY PLC	86.520
FRIENDS LIFE LIMITED	1.680.741
INTERVENTURE EQUITY INVESTMENTS LIMITED	323.000
HP INVEST COMMON CONTRACTUAL FUND	26.874
IPAC SPEC INV STR INT SHARE STR NO 9	229.182
BOMBARDIER TRUST(CANADA) GLOBAL EQUIT FU	443.880
MERCER UNHEDGED OVERSEAS SHARES TRUST	170.800
GUIDESTONE FUNDS INTERNATIONAL EQUITY FUND	952.400
MASTER TR AGREE BETWEEN PFIZER INC AND THE NORTHERN TR CO	2.462.389
LOCKHEED MARTIN CORPORATION MASTER RETIREMENT TRUST	454.614
MARSH AND MCLENNAN MASTER RETIREMENT TRUST	351.900
INTERNATIONAL MONETARY FUND STAFF RETIREMENT PLAN	56.500
NATIONAL COUNCIL FOR SOCIAL SECURITY FUND, P.R.C	198.758
HSBC GLOBAL INVESTMENT FUNDS	79.903
MILLPENCIL (US) LP	3.829
AON HEWITT COLLECTIVE INVESTMENT TRUST	166.954
SHBNPP EURO INDEX SECURITY MASTER INVEST	41.542
STATE OF IDAHO ENDOWMENT FUND INVESTMENT BOARD	533.490
BUREAU OF LABOR FUNDS-LABOR INSURANCE FUND	208.295
BUREAU OF LABOR FUNDS-LABOR INSURANCE FUND	80.895
MERCER DIOCESE OF BROOKLYN LAY PENSION INVESTMENT TRUST	78.140
MERCER DIOCESE OF BROOKLYN GROWTH STRATEGY	156.815
FIRST STATE SUPERANNUATION SCHEME	1.140.198
EL FINANCIAL CORPORATION LIMITED	445.000
NFS LIMITED TRAFALGAR COURT LES BANQUES	575.022
TCORPIM INTERNAT SHARES (UNHEDGED) FU	251.145
MLC INVESTMENTS, MLC LIMITED	1.511.955
MLC INVESTMENTS, MLC LIMITED	142.084
UBS ASSET MANAGEMENT (AUSTRALIA) LTD	28.329
Agente: STATE STREET BANK AND TRUST COMPANY/LEGG MASON GLOBAL INFRASTRUCTURE ETF	15.777
JPMORGAN FUNDS (IRELAND) ICAV	4.194

Numero di deleghe rappresentate dal badge: 2.694

3.448.868.256

3 Delegante di ANA MARIA BARREIRA LOPEZ  
ERRICO ROBERTO

Tessera n° 6918  
Azioni  
5



\* ELENCO DELEGANTI \*

			5
4	Delegante di <b>BASILE STEFANO</b> ENPAM	Tessera n° 6498 Azioni 31.155.499	31.155.499
5	Deleganti di <b>CARDINALI LUIGI</b> CAALLEANZA ASSICURAZIONI SPA GENERTELLIFESPA GENERALI ESPANA SA DE SEGUROS Y REASEGUROS GENERALI ITALIA SPA CAMGESTION	Tessera n° 6118 Azioni 4.193.208 3.687.859 183.174 18.800.868 240.527	27.105.636
	Numero di deleghe rappresentate dal badge: 5		
6	Delegante di <b>COMPUTERSHARE SPA RAPPRESENTANTE DESIGNATO EX ART. 135 UNDECIES TUF NELLA PERSONA DI ENRICO MONICELLI</b>  ROSSETTI RAUL FERNANDO	Tessera n° 6545  Azioni 1.520	1.520
7	Delegante di <b>DI STEFANO STEFANO</b>  MINISTERO DELL'ECONOMIA E DELLE FINANZE	Tessera n° 6723 Azioni 2.397.856.331	2.397.856.331
8	Delegante di <b>FRANCHI GIULIA</b>  GEREBIZZA ELENA	Tessera n° 6803 Azioni 5	5
9	Delegante di <b>GRANATA ALFREDO</b>  INARCASSA - CASSA NAZIONALE DI PREVIDENZA ED ASSISTENZA PER	Tessera n° 6928 Azioni 18.435.640	18.435.640
10	Delegante di <b>GUERRISI ORLANDO</b>  ONOFRI MARIA	Tessera n° 6579 Azioni 25	25
11	Delegante di <b>LAGHI FERDINANDO</b>  BARANES ANDREA	Tessera n° 6127 Azioni 10	10
12	Delegante di <b>LAURIA ANTONIETTA</b>  IENO RAFFAELE	Tessera n° 6259 Azioni 550	550



\* ELENCO DELEGANTI \*

13	Delegante di	<b>MEGGIOLARO MAURO</b>	Tessera n° 6230
		FONDAZIONE FINANZA ETICA	Azioni
			250
			<hr/>
			250
14	Delegante di	<b>MILITI VALTER</b>	Tessera n° 6371
		CASSA NAZIONALE DI PREVIDENZA E ASSISTENZA FORENSE	Azioni
			52.417.000
			<hr/>
			52.417.000
15	Delegante di	<b>RIZZO ANTONIO</b>	Tessera n° 6274
		DESSI' ERMINIO	Azioni
			3.000
			<hr/>
			3.000
16	Delegante di	<b>ROSSI AGOSTINO</b>	Tessera n° 6139
		ROSSI PAOLO	Azioni
			8.698
			<hr/>
			8.698
17	Delegante di	<b>RUIZ BAUTISTA OLAYA CARLOTA</b>	Tessera n° 6954
		TRICARICO MICHELE	Azioni
			10
			<hr/>
			10
18	Delegante di	<b>VAN DER ZWAN MAARTEN</b>	Tessera n° 6852
		GRASSROOTS FOUNDATION GMBH	Azioni
			10
			<hr/>
			10
19	Delegante di	<b>VAVALLI VITO UMBERTO</b>	Tessera n° 6023
		FARAGLIA PATRIZIA	Azioni
			910
			<hr/>
			910
20	Delegante di	<b>ZENA RICCARDO MASSIMO LUCA</b>	Tessera n° 6747
		KAZAZI AGIM	Azioni
			4.000
			<hr/>
			4.000

## Elenco Interventuti (Tutti ordinati alfabeticamente)

## Assemblea Ordinaria

Badge	Titolare	Tipo Rap.	Deleganti / Rappresentati legalmente	Ordinaria
6506	A.DI.G.E. IN PERSONA DI CARLO DE MASI			0
25	D BANDINELLI ALESSANDRO			7.100
32	D BORDIGNON GIUSEPPE			1.917
24	D CARMINATI GIOVANNI			1.582
22	D COLASURDO ROBERTO			6.157
7	D COMASTRI ALCIDE			3.601
17	D DAL BEN RINO			3.931
16	D DE MASI CARLO			5.359
8	D DEMARTINI GIANPAOLO			5.171
5	D DENEVI ENRICO			1.608
9	D DI FELICE BERARDINO			6.064
31	D DI IORIO CARMEN			1.378
18	D FELICE ANNA MARIA			973
10	D FUMAGALLI GIULIANO			6.332
27	D FURLANI ALESSANDRO			1.786
4	D GALLARETO PIERLUIGI			1.582
13	D GATTO CARLO			4.508
30	D LANZUISI LUCIANO			10.572
2	D LEGGIO GREGORIO			4.185
3	D LISSIGNOLI MARISA			2.984
11	D LUPI MANUELA			1.200
12	D MAGGIO GEREMIA			2.401
14	D MAGGIO PASQUALE ANTONIO			527
1	D MALCANGI GIUSEPPE			2.401
6	D MATTALIA MIRELLA			3.387
26	D MIORI ROBERTO			2.401
20	D NOVIELLO ROBERTO			1.173
21	D PIANINI FERDINANDO			800
15	D POLIGNANO PIERGIORGIO			4.449
19	D RUGGERI MARIO			2.401
29	D SAOTTA MASSIMO			4.185
23	D SARTORI FRANCO			2.492
28	D ZINI MARCO			1.601
<b>Totale azioni</b>				<b>106.208</b>
				0,001045%
6984	AGOSTINI ANTONIO			0
1.140	D 1135 APG DME STCK SEL			23.112.705
1.141	D 1145 APG DME NUMERIC			13.360.400
789	D 1290 FUNDS - 1290 SMARTBETA EQUITY FUND			3.000
254	D 1327 FCP BQUE SCALBERT DUPONT			24.400
259	D 1448 FCPE GE FACTOFRANCE			10.000
2.689	D 1973 IRREVOCABLE TRUST OF CD WEYERHAUSER			1.146
2.688	D 1975 IRREVOCABLE TRUST OF CD WEYERHAUSER			2.814
2.318	D 1999 VOL EMPL BEN ASS NON-REPR EMPL OF SOUT CAL EDISON CO			17.028
1.325	D 2) NUMERIC INVESTORS LLC			516.300
1.135	D 3M ERIP RAFI EAFE			288.290
870	D 55002 UP EUROPAEISKE AKTIER			1.144.111
874	D 55041 KUP GLOBALE AKTIER IV			16.346
876	D 56053 IP GLOBAL EQUITIES I			376.531
2.233	D 82A HOLDINGS, LLC			127.172

## Elenco Intervenuti (Tutti ordinati alfabeticamente)

## Assemblea Ordinaria

Badge	Titolare	Tipo Rap.	Deleganti / Rappresentati legalmente	Ordinaria
2.475	D		A.A. - BNP PAM -ISR	1.067.170
2.177	D		A.I.DUPONT TESTAMENTARY TRUST	183.706
2.474	D		AA FORTIS TACTIQUE	752.834
1.164	D		AB FOODS ARTEMIS	521.000
1.004	D		AB FOODS HEXAVEST	172.333
1.516	D		AB VARIABLE PROD SERIES FD, INC.-AB BALANCED WEALTH STG PORTF	37.731
2.052	D		ABBEEY LIFE ASSURANCE COMPANY LIMITED	1.351.910
2.037	D		ABN AMRO MULTI-MANAGER FUNDS	9.988.343
1.002	D		ABN AMRO PF IPM RAFI 1000	1.099.840
1.001	D		ABN AMRO PF UBS RAFI 1000	1.085.194
2.423	D		ABU DHABI RETIREMENT PENSIONS AND BENEFITS FUND	678.522
349	D		ACCIDENT COMPENSATION CORPORATION	564.196
1.081	D		ACHMEA POOLS FC AWW	323.973
2.128	D		ACORN 1998 TRUST	7.401
1.970	D		ACWI EX-US INDEX MASTER PORTFOLIO OF MASTER INVESTMENT PTF	425.427
1.011	D		AD1F APP LSV IE	157.400
481	D		A-DOR-FONDS	79.227
2.489	D		ADPACTIONS	13.162
2.490	D		ADPARGNE	8.955
410	D		ADVANCE INTERNATIONAL SHARE INDEX FUND	399.318
1.044	D		ADVANCED SERIES TRUST - AST FI PYRAMIS QUANTITATIVE PORTFOLIO	160.416
92	D		ADVISOR MANAGED TRUST - TACTICAL OFFENSI	235.342
2.120	D		AECOM DC RETIREMENT PLANS SMA MASTER TRUST	59.617
1.368	D		AEGON CUSTODY B.V	1.053.768
1.369	D		AEGON CUSTODY B.V	985.021
1.370	D		AEGON CUSTODY B.V	507.143
958	D		AF81 LABOR SELECT INTL EQ	2.218.496
687	D		AG2R REUNICA PREVOYANCE	320.000
2.626	D		AGF ALL WORLD TAX ADVANTAGE GROUP LIMITED	499.904
2.624	D		AGF EUROPEAN EQUITY FUND	284.238
1.243	D		AGI KOMDY BS W 8523 03 5225 SPK	109.356
1.242	D		AGI PEGASUS AKT1 8454 01 5221 SPK	379.752
1.245	D		AGI PK 1 FONDS 8455 SPK	14.867
1.232	D		AGI PPI NR 30 AGI 1482 05 5603 SPK	46.097
1.233	D		AGI PPI NR 30 HEL 1482 03 5601 SPK	38.803
1.241	D		AGI PV WS RCM IND 8490 07 5210 SPK	189.968
1.240	D		AGI PV WS RCM VAL 8490 06 5209 SPK	1.008.700
1.235	D		AGI VGI 1 DIV QUA 8477 25 6338 SPK	369.263
1.238	D		AGI VGI 1 GRWT 8477 26 6372 SPK	320.995
1.234	D		AGI VGI 1 SUB AKT 8477 23 6328 SPK	961.323
1.237	D		AGI VGL IDLC 8478 22 6364 SPK	13.600.209
1.236	D		AGI VGL RCM S VAL 8478 10 6359 SPK	6.836.530
1.239	D		AGI VKA IDLC 8502 08 6344 SPK	1.017.739
1.244	D		AGI VKA RCM S VAL 8502 10 6376 SPK	2.961.330
746	D		AGIPI MONDE DURABLE	257.829
2.505	D		AGIRA RETRAITE DIVERSIFIE	186.681
1.371	D		AHL DIRECTIONAL EQUITIES MASTER LIMITED	16.789
1.372	D		AHL EVOLUTION LTD SHARMAINE BERKELEY ARGONAUT LTD	376.873

## Elenco Interventuti (Tutti ordinati alfabeticamente)

## Assemblea Ordinaria

Badge	Titolare	Tipo Rap.	Deleganti / Rappresentati legalmente	Ordinaria
1.373	D		AHL GENESIS LIMITED	3.588
831	D		AI DEVELOPED EUROPEAN EX UK EQUITY	390.853
959	D		AIF 21117 LPIP AKTIER GLOBALE VI	78.692
1.303	D		AIM EQUITY EMU I	905.424
1.305	D		AIM EQUITY EUROPE PG VIE	593.660
2.007	D		ALAMEDA COUNTY EMPLOYEES' RETIREMENT ASSOCIATION	2.658.415
2.682	D		ALAMOSA LLC .	10.824
843	D		ALAS INV SERVICESMONDRIAN INV	224.261
1.775	D		ALASKA COMMON TRUST FUND	211.155
1.136	D		ALASKA PERMANENT FUND CORPORATION	2.161.614
1.137	D		ALASKA PERMANENT FUND CORPORATION	1.204.658
655	D		ALDER INVESTMENT FUND	129.279
1.046	D		ALICNY BLACKROCK GBL EQUITY	48.067
1.515	D		ALLIANCEBERNST VAR PROD SER F INC.ALLIANCEB DYN ASSET ALL PTF	72.583
1.991	D		ALLIANCEBERNSTEIN COLLECTIVE INVESTMENT TRUST SERIES	98.804
1.513	D		ALLIANCEBERNSTEIN GLOBAL RISK ALLOCATION FUND INC	10.639
1.675	D		ALLIANCEBERNSTEIN INTERNATIONAL ALL-COUNTRY PASSIVE SERIES	90.835
171	D		ALLIANGI FONDS ABF	3.695
1.304	D		ALLIANZ ASAC ACT EUR	180.777
562	D		ALLIANZ BEST STYLES GLOBAL AC EQUITY FUN	78.074
1.306	D		ALLIANZ CAVAMAC ACTIONS INT	58.294
36	D		ALLIANZ CGI EQ BEST STYLES	1.103.686
116	D		ALLIANZ CHOICE BEST STYLE EUR.FUND	81.786
175	D		ALLIANZ GI FONDS RANW II	146.566
1.528	D		ALLIANZ GLOBAL INV GMBH FOR ALLIANZGI-FONDS SFT2	46.546
221	D		ALLIANZ GLOBAL INVESTORS EUROPE	880.446
136	D		ALLIANZ GLOBAL INVESTORS FRANCE	411.103
1.888	D		ALLIANZ GLOBAL INVESTORS FUND	2.853.156
1.678	D		ALLIANZ GLOBAL INVESTORS GMBH FOR ALLIANZ STRAT. BALANCE	302.528
1.679	D		ALLIANZ GLOBAL INVESTORS GMBH FOR ALLIANZ STRAT. STABILITAET	51.834
1.680	D		ALLIANZ GLOBAL INVESTORS GMBH FOR ALLIANZ STRAT. WACHSTUM	388.061
1.822	D		ALLIANZ GLOBAL INVESTORS GMBH FOR ALLIANZGI-FONDS HPT	221.286
1.517	D		ALLIANZ GLOBAL INVESTORS GMBH FOR DBI-FONDS ANDUS	225.319
1.501	D		ALLIANZ GLOBAL INVESTORS GMBH FOR DBI-FONDS SFT 4	11.163
1.592	D		ALLIANZ GLOBAL INVESTORS GMBH FOR ELK-COFONDS	699.746
35	D		ALLIANZ GLR EQ EU RCM BEST STYLES	422.734
1.594	D		ALLIANZ NFJ INTERNATIONAL VALUE FUND	2.084.783
1.598	D		ALLIANZ NFJ INTERNATIONAL VALUE II FUND	1.385
1.892	D		ALLIANZ STIFTUNGSFONDS NACHHALTIGKEIT	143.248
189	D		ALLIANZ STRATEGIEFONDS WACHSTUM PLUS	834.893
1.890	D		ALLIANZ SUISSE - STRATEGY FUND	34.842
1.344	D		ALLIANZ SUISSE LEBENSVERSICHERUNGS-GESELLSCHAFT AG	1.217.205
1.328	D		ALLIANZ VIE	52.698

## Elenco Intervenuti (Tutti ordinati alfabeticamente)

## Assemblea Ordinaria

Badge	Titolare	Tipo Rap.	Deleganti / Rappresentati legalmente	Ordinaria
1.329	D		ALLIANZ VIE ACE ACTIONS	578.659
1.595	D		ALLIANZGI BEST STYLES GLOBAL EQUITY FUND	208.829
1.596	D		ALLIANZGI BEST STYLES INTERNATIONAL EQUITY FUND	57.753
196	D		ALLIANZGI FOND AMMERLAND	170.429
209	D		ALLIANZGI FONDS ACK	58.710
181	D		ALLIANZGI FONDS AESAN	44.670
180	D		ALLIANZGI FONDS AEVN	1.203.981
190	D		ALLIANZGI FONDS AFE	237.209
216	D		ALLIANZGI FONDS AKTIEN EUROPA	238.000
167	D		ALLIANZGI FONDS ALPEN	22.915
182	D		ALLIANZGI FONDS AMEV	30.769
172	D		ALLIANZGI FONDS APNIESA	685.388
166	D		ALLIANZGI FONDS AVP	3.787
207	D		ALLIANZGI FONDS BFKW	21.933
150	D		ALLIANZGI FONDS BREMEN	176.721
213	D		ALLIANZGI FONDS CAESAR	10.047
211	D		ALLIANZGI FONDS DBS	24.879
151	D		ALLIANZGI FONDS DPWS	26.942
183	D		ALLIANZGI FONDS DREDOK	105.875
200	D		ALLIANZGI FONDS DUNHILL	41.075
212	D		ALLIANZGI FONDS ESMT	4.730
173	D		ALLIANZGI FONDS FEV	67.637
165	D		ALLIANZGI FONDS FIB	58.100
164	D		ALLIANZGI FONDS GANO	9.727
163	D		ALLIANZGI FONDS GANO 2	49.513
197	D		ALLIANZGI FONDS GEW	4.974
194	D		ALLIANZGI FONDS HEUST	26.400
162	D		ALLIANZGI FONDS INDU	23.073
204	D		ALLIANZGI FONDS INP	72.561
195	D		ALLIANZGI FONDS MASTER DRT	123.521
199	D		ALLIANZGI FONDS MAV	25.196
152	D		ALLIANZGI FONDS NASPA PENSIONS FONDS	44.007
179	D		ALLIANZGI FONDS NBP	26.108
161	D		ALLIANZGI FONDS OJU	15.086
214	D		ALLIANZGI FONDS PAK	11.989
176	D		ALLIANZGI FONDS PENSIONS	72.345
193	D		ALLIANZGI FONDS PF1	291.910
191	D		ALLIANZGI FONDS PF2	379.613
178	D		ALLIANZGI FONDS PFALCO	154.690
160	D		ALLIANZGI FONDS PFD	15.583
203	D		ALLIANZGI FONDS PGD	96.298
192	D		ALLIANZGI FONDS PTV2	1.013.686
159	D		ALLIANZGI FONDS PUK	5.578
206	D		ALLIANZGI FONDS RBB	163.536
158	D		ALLIANZGI FONDS REINVEST	22.065
215	D		ALLIANZGI FONDS STIFTUNGSFONDS WISSENSCH	32.956
198	D		ALLIANZGI FONDS TIBUR	24.225
202	D		ALLIANZGI FONDS TOB	22.292
186	D		ALLIANZGI FONDS TOSCA	111.737
205	D		ALLIANZGI FONDS USES	13.205
157	D		ALLIANZGI FONDS VBDK	16.511
156	D		ALLIANZGI FONDS VEMK	28.475

## Elenco Intervenuti (Tutti ordinati alfabeticamente)

## Assemblea Ordinaria

Badge	Titolare		Ordinaria
	Tipo Rap.	Deleganti / Rappresentati legalmente	
201	D	ALLIANZGI FONDS VSBW	195.587
170	D	ALLIANZGI FONDS VSF	14.303
155	D	ALLIANZGI FONDS WERT	7.200
169	D	ALLIANZGI FONDS ZDD3	76.963
154	D	ALLIANZGI FONDS ZUBB	13.744
1.597	D	ALLIANZGI GLOBAL DYNAMIC ALLOCATION FUND	32.176
79	D	ALLIANZGI NFJ INTERNATIONAL VALUE CIT	59.723
184	D	ALLIANZGI PSDN	93.400
185	D	ALLIANZGI SVKK	10.252
524	D	ALLIANZGI-FONDS DSPT	602.914
931	D	ALLSTATE INSURANCE CO BLACKROCK	646.699
905	D	ALLSTATE LIFE INSURANCE COMPANY	303.078
700	D	ALM ACT ZONE EUR ISR	2.700.000
1.548	D	ALPINE GLOBAL INFRASTRUCTURE FUND	521.000
369	D	ALTRIA CLIENT SERVICES MASTER RETIREMENT TRUST	206.900
1.535	D	AMERICAN BAR ASSOCIATION MEMBERS/MTC COLLECTIVE TRUST	74.200
1.532	D	AMERICAN BUREAU OF SHIPPING	13.705
1.539	D	AMERICAN CENTURY QUANTITATIVE EQUITY FUNDS, INC. INT CORE EQ	51.084
1.542	D	AMERICAN CENTURY RETIREMENT DATE TRUST	361.897
1.537	D	AMERICAN CENTURY STRAT ASSET ALL, INC. STRAT ALL MODERATE F	227.054
1.538	D	AMERICAN CENTURY STRAT ASSET ALL, INC. STRATEGIC ALL AGGR F	176.089
1.536	D	AMERICAN CENTURY STRATEGIC ASSET ALL, INC. STRAT ALL CONS F	54.095
1.541	D	AMERICAN CENTURY WORLD MUTUAL FUNDS INC - NT INT VALUE FUND	2.622.881
1.540	D	AMERICAN CENTURY WORLD MUTUAL FUNDS, INC. INTL VALUE F	251.490
1.619	D	AMERICAN FUNDS INSURANCE SERIES CAPITAL INCOME BUILDER	494.674
819	D	AMERSF ALG BELEGGINGEN INZAKE AOV	153.521
818	D	AMEV LEVEN BELEGGINGEN	1.161.685
822	D	AMEV SCHADE BELEGGINGEN	262.616
240	D	AMP CAP UNHEDGED GL SHS MULTI MAN FUND	343.416
229	D	AMP CAPITAL SPECIALIST INTERNATIONAL SHA	37.511
239	D	AMP INT EQ IND FD HEDGED	1.043.631
2.587	D	AMUNDI ACTIONS INTERNATIONALES DYNAMIC RISK FACTOR	3.839
2.578	D	AMUNDI ACTIONS INTLES WORLD PL	11.921
2.561	D	AMUNDI ETF EURO STOXX 50 UCITS ETF DR	7.013.120
2.601	D	AMUNDI FUNDS EQUITY EURO RISK PARITY	854.743
2.599	D	AMUNDI FUNDS EQUITY EUROPE MINIMUM VARIANCE	1.400.871
2.614	D	AMUNDI INDEX SOLUTIONS	1.422.281
2.600	D	AMUNDI LUXEMBOURG SA	100.000
2.567	D	AMUNDI PATRIMOINE	384.317
2.466	D	AMUNDI SIF EUROPEAN EQUITY INDEX FUND	22.697
1.550	D	ANGELES GLOBAL EQUITY OPPORTUNITIES FUND LLC	87.000
1.549	D	ANIMA FUNDS PLC	2.504.661
138	D	ANIMA SGR SPA	1.140.000

## Elenco Intervenuti (Tutti ordinati alfabeticamente)

## Assemblea Ordinaria

Badge	Titolare	Ordinaria
Tipo Rap.	Deleganti / Rappresentati legalmente	
139	D ANIMA SGR SPA	2.289.711
140	D ANIMA SGR SPA	2.381.365
141	D ANIMA SGR SPA	7.418.059
142	D ANIMA SGR SPA	1.296.246
143	D ANIMA SGR SPA	958.265
144	D ANIMA SGR SPA	3.204.584
145	D ANIMA SGR SPA	4.308.250
146	D ANIMA SGR SPA	2.662.874
147	D ANIMA SGR SPA	1.399.825
148	D ANIMA SGR SPA	469.205
149	D ANIMA SGR SPA	298.300
2.121	D ANNE RAY FOUNDATION	193.803
1.313	D ANTARIUS ROTATION SECTORIELLE	19.418
346	D ANZ ETFS EURO STOXX 50 ETF	8.122
379	D ANZ WHOLESALE INTERN.SHARE NO. 1 FUND	22.888
406	D ANZ WHOLESALE INTERNATIONAL SHARE NO. 3	420.300
864	D AO HIT HAI RHUMBLINE EAFE	10.327
1.160	D AON HEWITT COLLECTIVE INVESTMENT TRUST	98.460
1.161	D AON HEWITT COLLECTIVE INVESTMENT TRUST	166.954
1.134	D AP7 EQUITY FUND	7.172.068
969	D APL RB EQ DEV MIRA	131.383
1.776	D AQR COLLECTIVE INVESTMENT TRUST	110.644
1.374	D AQR DELTA MASTER ACCOUNT LP COOGIER FIDUCIARY SERVICES (CAYMAN) LTD	5.513.651
2.046	D AQR FUNDS - AQR EQUITY MARKET NEUTRAL FUND	1.183.665
1.557	D AQR FUNDS - AQR INT RELAXED CONSTRAINT EQUITY FUND	9.101
434	D AQR FUNDS - AQR INTERNATIONAL DEFENSIVE EQUITY FUND CORPORATION SERVICE COMPANY	89.661
429	D AQR FUNDS - AQR INTERNATIONAL MULTI-STYLE FUND CORPORATION SERVICE COMPANY	398.451
2.048	D AQR FUNDS - AQR LONG SHORT EQUITY FUND	3.514.155
2.044	D AQR FUNDS- AQR STYLE PREMIA ALTERNATIVE FUND	6.615.063
2.047	D AQR FUNDS- AQR STYLE PREMIA ALTERNATIVE LV FUND	329.683
447	D AQR FUNDS AQR TAX-MANAGED INTL MOMENTUM	9.323
2.091	D AQR GLOBAL ENHANCED EQUITY FUND	405.174
1.555	D AQR GLOBAL ENHANCED MINIMUM VOLATILITY EQUITY FUND, L.P.	881
445	D AQR GLOBAL EQUITY FUND	57.379
1.556	D AQR INTERNATIONAL EQUITY EDGE FUND, L.P.	4.360
444	D AQR INTERNATIONAL EQUITY FUND	281.005
2.049	D AQR R.C. EQUITY AUSTRALIA FUND	9.329
9	D AQR UCITS FUNDS	129.622
2.050	D ARAB BANK FOR ECONOMIC DEVELOPMENT IN AFRICA	499.210
977	D ARC RB EQ DEV KAITOS	59.178
1	D ARCA FONDI SGR - FONDO ARCA AZIONI ITALIA	9.590.000
628	D ARCELORMITTAL DOFASCO INC HYBRID PLAN	238.697
2.511	D ARIA	7.766
3	D ARK LIFE ASSURANCE COMPANY LIMITED	483.375
1.465	D ARKWRIGHT, LLC	38.202
418	D ARMSTRONG WORLD INDUSTRIES INC MASTER TR	68.741
1.292	D ARRCO LONG TERME B ATT RAJA EL	361.210
2.492	D ARRCO LONG TERME D ACTIONS	710.541

## Elenco Intervenuti (Tutti ordinati alfabeticamente)

## Assemblea Ordinaria

Badge	Titolare		Ordinaria
	Tipo Rap.	Deleganti / Rappresentati legalmente	
1.293	D	ARRCO QUANT 1	1.050.791
1.343	D	ARROWGRASS MASTER FUND LTD C/O ARROWGRASS CAPITAL PARTNERS LLP	228.757
1.559	D	ARROWSTREET INTERNATIONAL EQUITY EAFE TRUST FUND	68.288
1.560	D	ARROWSTREET INTL EQ ACWI EX US ALPHA EXTENSION TRUST FUND	58.782
1.558	D	ARROWSTREET MULTI STRATEGY UMBRELLA PLC	308.057
2.197	D	ASCENSION ALPHA FUND, LLC	1.914.175
2.139	D	ASCENSION HEALTHCARE MASTER PENSION TRUST	1.099.088
1.825	D	ASIAN DEVELOPMENT BANK	352.688
421	D	ASPIRIANT RISK MANAGED GLOBAL EQUITY FUND	3.971
820	D	ASR AANVULLENDE ZIETEKOSTENVERSEKERINGN	20.732
817	D	ASR EURO AANDELEN POOL (ASSETS)	335.575
824	D	ASR LEVENSVERZEKERING DE EENDRAGT PENSIO	120.429
816	D	ASR LEVENSVERZEKERING N.V.	369.589
650	D	ASSOCIATION BIENF RETR POL VILLE MONTREA	86.200
2.551	D	ASSURDIX	979.263
963	D	AST ACADEM STRAT AAJENNISON PD07	854.508
1.191	D	AST ADVANCED STRAT LSV PD15	1.744.200
896	D	AST BLKRK GLBL STR INT SAE PDDC	137.501
902	D	AST BLKRK GLOBAL STRAT PT TE PDDG	117.599
1.183	D	AST GS MULTI ASSET PORT LIQ PDHB	127.296
1.189	D	AST INTL VALUE LSV PD41	2.782.400
898	D	AST JENNISON GLOBAL INFRASTR PDMN	32.701
897	D	AST JPM GL THEM PORT 2 INT EME PDNB	116.450
962	D	AST JPM SO CAPITAL PRESERV PD4G	751.709
961	D	AST JPM SO EAFE OPP PD4D	326.423
883	D	AST PRU GRWTH ALL PTF QMA EAFE PDFF	2.598.765
900	D	AST QMA INTL CORE EQUITY PORT PDMP	1.612.788
901	D	AST SCHR GL TACT PTF QEP PDB8	117.055
1.000	D	ASV RB EQ DEV MENKAR	131.122
1.035	D	ATANDT UNION WELFARE BENEFIT TRUST	110.256
2.579	D	ATOUT EUROLAND HAUT RENDEMENT	788.238
2.580	D	ATOUT EUROLAND MIN VAR	417.739
2.575	D	ATOUT EUROPE HAUT RENDEMENT	53.091
2.576	D	ATOUT EUROPE SMART BETA	118.398
2.553	D	ATOUT MODERATIONS	360.037
987	D	ATSF GOLDMAN INTL	203.416
613	D	AURION INTERNATIONAL DAILY EQUITY FD	38.574
397	D	AUSCOAL SUPERANNUATION FUND	329.300
246	D	AUSTRALIAN CATHOLIC SUPERAN RETIREM FUND	60.046
1.375	D	AVIVA INVESTORS INTERNATIONAL INDEX TRACKING FUND	200.303
779	D	AVIVA LIFE & PENSIONS UK LIMITED	1.040.358
783	D	AVIVA LIFE AND PENSIONS UK LIMITED	3.512.672
233	D	AVSUPER FUND	35.486
391	D	AXA EQUITABLE LIFE INSURANCE CO	89.511
803	D	AXA GLOBAL DISTRIBUTION FUND	111.000
1.547	D	AXA IM SMART MATCHING SOLUTIONS PUBLIC LIMITED COMPANY	42.000
795	D	AXA INSURANCE LIMITED	705.000
794	D	AXA INSURANCE UK PLC	42.000
748	D	AXA INTERNATIONAL ACTIONS	9.000



## Elenco Interventuti (Tutti ordinati alfabeticamente)

## Assemblea Ordinaria

Badge	Titolare		Ordinaria
Tipo Rap.	Deleganti / Rappresentati legalmente		
1.561	D	AXA INVESTMENT MANAGERS DEUTSCHLAND GMBH FOR AXA EUROPA	150.000
1.562	D	AXA INVESTMENT MANAGERS DEUTSCHLAND GMBH FOR AXA WELT	63.000
761	D	AXA LEBEN AG	408.000
370	D	AXA OFFSHORE MULTIMANAGER FUNDS TRUST -	5.390
1.564	D	AXA ROSENBERG EQUITY ALPHA TRUST	1.665.000
751	D	AXA ROSENBERG EUROBLOC	2.775.000
785	D	AXA ROSENBERG EUROPEAN FUND	105.000
786	D	AXA ROSENBERG GLOBAL FUND	489.000
750	D	AXA ROSENBERGER INTERNATIONAL	246.000
1.814	D	AXA SWISS INSTITUTIONAL FUND - EQUITIES GLOBAL EX SWITZERLAND	99.000
1.376	D	AXA UNIT TRUSTS-GLOBAL FUND	9.000
762	D	AXA VERSICHERUNGEN AG	102.000
1.887	D	AXA WORLD FUNDS	3.338.981
1.886	D	AXA WORLD FUNDS II	12.000
823	D	AXENT NABESTAANDENZORG N.V.	199.341
1.323	D	AZ CREATIONS 2	77.161
1.330	D	AZ VIE PFON RETRAITE ACTION	316.262
1.091	D	AZL BLACKROCK GLOBAL ALLOCATIONFUND	157.639
1.090	D	AZL INTERNATIONAL INDEX FUND	1.047.165
845	D	AZL NFJ INTERNATIONAL VALUE FUND	33.339
1.119	D	B4305 FRB S LUND RES TR FBO B LUND	4.379
1.120	D	B4306 FRB M LUND REV TR	5.831
2.122	D	BAE SYSTEMS PENSION FUNDS COMMON INVESTMENT FUND	1.478.737
352	D	BANCO CENTRAL DE TIMOR EST	1.180.132
354	D	BANCO CENTRAL DE TIMOR-LESTE (BCTL)	494.870
2.420	D	BANCO NACIONAL DE PANAMA, ACTING AS TRUSTEE OF THE FIDEICOMISO DE FONDO DE AHORRO DE PANAMA	45.792
2.167	D	BANK OF BOTSWANA	160.157
2.168	D	BANK OF BOTSWANA	62.320
1.789	D	BANK OF KOREA	1.032.609
2.326	D	BANNER HEALTH	197.800
269	D	BANQUE PICTET & CIE SA	425.416
235	D	BARROW HANLEY GLOBAL EQUITY TRUST	99.000
753	D	BARYUM QUANT FCP	567.000
17	D	BAYERNINVEST KAPITALVERWALTUNGS-GESELLSC	157.202
21	D	BAYERNINVEST KAPITALVERWALTUNGSGESELLSCHAFT MBH	1.170.109
14	D	BAYERNINVEST KAPITALVERWALTUNGSGESSELLSC	44.300
22	D	BAYERNINVEST KVG MBH	5.161.684
220	D	BAYVK A1 FONDS	3.577.979
219	D	BAYVK A4 FONDS	124.211
663	D	BBC PENSION SCHEME	1.268.300
104	D	BBHBOS/GALLERY TR-MONDRIA	2.726.913
993	D	BCC SCHRODER	30.487
2.194	D	BEAT DRUGS FUND ASSOCIATION	12.198
1.461	D	BEAUMONT HEALTH MASTER RETIREMENT TRUST	25.329
1.622	D	BECKMAN RESEARCH INSTITUTE OF THE CITY OF HOPE	61.500
339	D	BELEGGINGSFONDS BELCENA	174.800

## Elenco Interventuti (Tutti ordinati alfabeticamente)

## Assemblea Ordinaria

Badge	Titolare	Deleganti / Rappresentati legalmente	Ordinaria
	Tipo Rap.		
1.213	D	BELL ATLANTIC MASTER TRUST	833.100
1.214	D	BELL ATLANTIC MASTER TRUST	735.207
1.215	D	BELL ATLANTIC MASTER TRUST	26.174
1.216	D	BELL ATLANTIC MASTER TRUST	51.213
1.217	D	BELL ATLANTIC MASTER TRUST	317.516
1.015	D	BELLSOUTH CORP RFA VEBA TRUST	208.550
616	D	BENTON INVESTMENT FUND	82.970
1.377	D	BERESFORD FUND PLC	90.709
317	D	BEROLINARENT DEKA	28.500
105	D	BEST INVESTMENT CORPORATION	72.138
1.104	D	BFTF MONDRIAN INV PARTNERS	500.425
1.092	D	BGF EURO MKTS FD EURO EQUITY PF	16.961.269
1.093	D	BGF EUROPEAN VALUE FD	15.770.848
1.094	D	BGF FLEX MULTI ASSET GBL EQ PF	80.342
1.095	D	BGF NEW ENERGY FD NAT RES	8.771.237
1.976	D	BGI MSCI EAFE EQUITY INDEX NON-LENDABLE FUND B	2.278.030
1.977	D	BGI MSCI EMU IMI INDEX FUND B	7.364
1.975	D	BGI MSCI EUROPE EQUITY INDEX FUND B	2.267.806
1.791	D	BIMCOR GLOBAL EQUITY POOLED FUND	541.008
1.790	D	BIMCOR OVERSEAS POOLED FUND	270.659
1.378	D	BLACK DIAMOND OFFSHORE LTD	30.154
1.379	D	BLACK DIAMOND RELATIVE VALUE	180.771
1.380	D	BLACK DIAMOND RELATIVE VALUE CAYMAN LP	38.928
1.381	D	BLACK DIAMOND RELATIVE VALUE OFFSHORE LTD.	363.579
1.049	D	BLACKROCK ACWI USIMI	2.259.221
2.038	D	BLACKROCK AM DE AG FOR ISHARES EURO STOXX 50 UCITS ETF (DE)	28.298.667
2.039	D	BLACKROCK AM DE FOR ISHARES EURO STOXX UCITS ETF (DE)	3.019.934
2.041	D	BLACKROCK AM DE FOR ISHARES STOXX EUROPE 600 UCITS ETF (DE)	5.378.368
2.040	D	BLACKROCK AM DE FOR ISHS STOXX EUROPE LARGE 200 UCITS ETF (DE)	81.575
2.043	D	BLACKROCK AM SCHWEIZ AG OBO BIFS WORLD EX SWITZ EQ INDEX FUND	37.297
1.964	D	BLACKROCK CDN MSCI EAFE EQUITY INDEX FUND	2.447.261
1.967	D	BLACKROCK CDN MSCI EAFE INDEX PLUS FUND	57.333
1.966	D	BLACKROCK CDN WORLD INDEX FUND	257.346
378	D	BLACKROCK FISSION INDEXED INTL EQUITY FD	206.321
1.284	D	BLACKROCK GLOBAL ALL FUND	311.793
1.281	D	BLACKROCK GLOBAL ALL PORT IO	81.539
1.282	D	BLACKROCK GLOBAL ALL VI FUND	4.023.292
1.280	D	BLACKROCK GLOBAL ALLOCATION FU	15.203.748
939	D	BLACKROCK GLOBAL FUNDS	23.098.921
1.895	D	BLACKROCK GLOBAL INDEX FUNDS	655.587
1.968	D	BLACKROCK INDEX FUNDS INC.-BLACKROCK INTERNATIONAL INDEX FUND	3.575.255
2	D	BLACKROCK INDEX SELECTION FUND	5.271.213
402	D	BLACKROCK INDEXED ALL-COUNTRY EQUITY FUN	37.837
1.949	D	BLACKROCK INST TRUST CO NA INV FUNDSFOR EMPLOYEE BENEFIT TR	52.431.612
294	D	BLACKROCK INSTITUTIONAL POOLED FUND PLC	293.481

## Elenco Interventuti (Tutti ordinati alfabeticamente)

## Assemblea Ordinaria

Badge	Titolare	Tipo Rap.	Deleganti / Rappresentati legalmente	Ordinaria
399	D		BLACKROCK INTERNATIONAL ALPHA TILTS FUND	401.655
1.978	D		BLACKROCK MSCI EUROPE EQUITY ESG SCREENED INDEX FUND B	7.735
1.948	D		BLACKROCK MSCI WORLD INDEX FUND OF BLACKROCK FUNDS	114.469
343	D		BLACKROCK SCREEN WHOLE INDEXED INT EQ FD	14.053
1.894	D		BLACKROCK STRATEGIC FUNDS	521.370
1.969	D		BLACKROCK UTILITY AND INFRASTRUCTURE TRUST	2.947.617
387	D		BLACKROCK WHOLESALE INDEXED INTERNATIONAL	542.834
1.201	D		BLACKROCK WORLD EX FLORIDA RET SYS	3.119.709
972	D		BLK MANAGED VOL PF FD INTL EAFE	92.049
964	D		BLK MULTI ASSET INC PF EUR EQU INC	1.770.591
1.188	D		BLL AQUILA LIFGLO3000 FMEN WHT INDFD	946.221
960	D		BLL AQUILA LIFE EUROPEAN EQUITY	16.241.558
968	D		BLL AQUILA LIFE FTSE RAFI DEVELOPED	1.702.194
967	D		BLL AQUILA LIFE MSCI WORLD FUND	1.208.057
965	D		BLL AQUILA LIFE OSEAS EQUITY FUND	74.750
966	D		BLL ASCENT LIFEENHANCED	150.444
1.700	D		BLUE CROSS BLUE SHIELD OF KANSAS,INC	6.835
2.278	D		BLUE SKY GROUP	2.652.126
2.279	D		BLUE SKY GROUP	33.847
2.637	D		BMO GLOBAL INFRASTRUCTURE FUND	130.169
2.636	D		BMO MONTHLY INCOME FUND	300.702
2.644	D		BMO MSCI EAFE INDEX ETF	703.825
699	D		BNP EURO VALEURS DURAB	1.186.976
712	D		BNP PARIBAS ACT EUR RESP	1.904.470
710	D		BNP PARIBAS EUROPE DIV RESPONSABLE	1.145.408
759	D		BNP PARIBAS LI	563.034
705	D		BNP PARIBAS RETRAITE	67.897
707	D		BNP PARIBAS RETRAITE 100	775.026
695	D		BNP PARIBAS RETRAITE 2025 2027	201.655
706	D		BNP PARIBAS RETRAITE 75	233.183
719	D		BNPP RET RESP 2028 2030	56.653
718	D		BNPP RETR RESP 2025 2027	73.342
689	D		BNPP RETRAITE RESPONSABLE 2031 2033	62.055
2.634	D		BNY MELLON EMPLOYEE BENEFIT COLLECTIVE INVESTMENT FUND PLAN	6.084.308
1.099	D		BNY MELLON INTERNATIONAL FUND	2.295.634
2.063	D		BNY MELLON TR+DEP ATF ST. JAMES'S PLACE GLOBAL EQ UNIT TR	9.273.436
850	D		BNYMTCIL CGF EUR EQ FD	225.000
1.101	D		BNYMTCIL FT EURO ALPHADIX UCITS ETF	67.031
875	D		BNYMTCIL IFS INV CONT EURO EQ FD	508.693
1.082	D		BNYMTCIL MAN NUMERIC GLOBAL EQ TR	86.100
851	D		BNYMTCIL MK DIVGRTFD	3.180
1.048	D		BNYMTD AMITY EUROPEAN FUND	400.000
1.197	D		BNYMTD BLK CONT EUR EQ TRCK FD INV	5.528.806
1.196	D		BNYMTD BLK CONTINENTAL EURO INC	9.597.585
917	D		BNYMTD UK LIMITED AS TRUSTEE OF CF CATALYST TRUST	100.000
927	D		BNYTD CF CANLIFE GLBL INFRA FD	114.296
916	D		BNYTD CF MACQUARIE GBL INFRS SRS FD	152.307
984	D		BOA PENSION PLAN MONDRIAN	3.085.637

## Elenco Intervenuti (Tutti ordinati alfabeticamente)

## Assemblea Ordinaria

Badge	Titolare	Deleganti / Rappresentati legalmente	Ordinaria
	Tipo Rap.		
1.008	D	BOA PENSION SSGA	574.616
1.247	D	BOARD OF PENSIONS OF THE EVANGELICAL LUTHERAN CHURCH IN AMERICA	2.210.320
1.066	D	BOC AQR	159.865
551	D	BOILERMAKERS NATIONAL ANNUITY TRUST	79.378
854	D	BOK KIC AAEQ 3	306.568
856	D	BOK KIC GAEQ 21	1.102.304
858	D	BOK KIC GAEQ16	1.493.489
857	D	BOK MCM DM PEQ	344.964
847	D	BOK TRANSCO ENERGY EMP WEL BEN TR	11.800
622	D	BOMBARDIER TRUST (CANADA) REAL RETURN AS	1.109.026
357	D	BOMBARDIER TRUST U.S. MASTER TRUST	273.086
621	D	BOMBARDIER TRUST(CANADA) GLOBAL EQUIT FU	443.880
624	D	BOMBARDIER TRUST(CANADA) GLOBAL EQUIT FU	171.679
2.640	D	BOSTON COMPANY INC POOLED EMPLOYEE FUNDS INTL CORE EQUITY FD II	142.993
2.002	D	BOSTON RETIREMENT SYSTEM	476.034
2.608	D	BPL	2.687.222
1.138	D	BPS LEGAL AND GENERAL EUR BPSLGEUR	1.113.665
1.224	D	BRIDGE BUILDER INTERNATIONAL EQUITY FUND	2.029.670
2.615	D	BRIDGEWATER PURE ALPHA TRADING COMPANY II, LTD	18.242.169
287	D	BROOKFIELD GLOB.LIST.REAL EST.UC.FD	1.626.000
625	D	BROOKFIELD GLOBAL INFRASTRUCTURE SECURIT	340.600
626	D	BROOKFIELD GLOBAL LISTED INFRASTRUCTURE	827.900
1.629	D	BROOKFIELD GLOBAL REAL ASSET FUND	18.200
1.207	D	BROOKFIELD REAL ASSESTS INCOME FUND INC	404.700
1.571	D	BROOKFIELD REAL ASSETS HYBRID MASTER FUND L.P	73.800
103	D	BROWN BROTHERS HARRIMAN + CO, BOSTON CUSTODIAN FOR: THE ADVISORS' INNER CIRCLE III / PINEBRIDGE DYNAMIC ASSET ALLOCATION	48.473
2.628	D	BRUCE POWER PENSION PLAN	153.441
2.058	D	BRUNEI INVESTMENT AGENCY	793.844
362	D	BRUNEI SHELL RETIREMENT BENEFIT FUND	82.108
382	D	BT EUROPEAN GROWTH FUND	257.884
384	D	BT INSTITUTIONAL CORE GLOBAL SHARE SECTO	248.094
392	D	BT INSTITUTIONAL INTERNATIONAL SHARE INT	670.718
381	D	BT INTERNATIONAL FUND	226.472
347	D	BT SUSTAINABLE INTERNATIONAL SHARE FUND	52.278
393	D	BT WHOLESALE CORE HEDGED GLOBAL SHARE FU	32.123
952	D	BTBL AC GLOBAL OMNIBUS	21.960
2.198	D	BUNTING INTERNATIONAL DEVELOPED EQUITY TE LLC	14.884
558	D	BUREAU OF LABOR FUNDS - LABOR RETIREMENT	18.597
557	D	BUREAU OF LABOR FUNDS - LABOR RETIREMENT FUND	54.304
528	D	BUREAU OF LABOR FUNDS- LABOR PENSION FUND	1.439.557
529	D	BUREAU OF LABOR FUNDS-LABOR INSURANCE FUND	966.239
530	D	BUREAU OF LABOR FUNDS-LABOR INSURANCE FUND	80.895
556	D	BUREAU OF LABOR FUNDS-LABOR INSURANCE FUND	208.295
1.702	D	BURROUGHS WELLCOME FUND	9.415
1.047	D	C9W CITW FD PARAMETRIC	25.495
1.589	D	CAISSE DE DEPOT ET PLACEMENT DU QUEBEC	11.899.564
1.808	D	CALIFORNIA PUBLIC EMPLOYEES RETIREMENT SYSTEM	24.831.484
1.811	D	CALIFORNIA STATE TEACHERS RETIREMENT SYSTEM	24.386.496

## Elenco Intervenuti (Tutti ordinati alfabeticamente)

## Assemblea Ordinaria

Badge	Titolare	Tipo Rap.	Deleganti / Rappresentati legalmente	Ordinaria
1.588	D		CALVERT VP EAFE INTERNATIONAL INDEX PORTFOLIO	77.181
2.328	D		CAMPBELL PENSION PLANS MASTER RETIREMENT TRUST	16.392
2.113	D		CANADA PENSION PLAN INVESTMENT BOARD	89.623
2.114	D		CANADA PENSION PLAN INVESTMENT BOARD	10
135	D		CANDRIAM BELGIUM MANDAT FRR	5.270.011
290	D		CANDRIAM GF	16.239
265	D		CAPACITY FONDS INSTITUTIONEL-ACTIONS ETRANGERES PIB	106.737
270	D		CAPACITY FONDS INSTITUTIONNEL ACTIONS ETRANGERES	49.804
771	D		CAPITAL GROUP ABSOLUTE INCOME GROWER COM	257.492
774	D		CAPITAL GROUP EMPLOYEE BENEFIT INV.TRUST	1.177.079
1.828	D		CAPITAL GROUP INTERNATIONAL EQUITY FUND (CANADA)	26.647
12	D		CAPITAL GROWTH FUND ABSOLUTE INCOME GROW	303.041
772	D		CAPITAL GUARDIAN ALL COUNTRY WORLD EQUITY FUND FOR TAX - EXEMPT TRUSTS	7.750
791	D		CAPITAL GUARDIAN GLOBAL EQUITY FUND	30.500
790	D		CAPITAL GUARDIAN INTERNATIONAL (NON US) EQUITY FUND FOR TAX EXEMPT TRUSTS	185.904
405	D		CAPITAL INCOME BUILDER INC	31.752.779
1.829	D		CAPITAL INTERNATIONAL - GROWTH AND INCOME	49.000
13	D		CAPITAL INTERNATIONAL FUND	147.008
775	D		CAPITAL INTERNATIONAL WORLD EQUITY	47.367
389	D		CAPITAL WORLD GROWTH & INCOME FUND INC	26.073.247
400	D		CARBON AWARE INTERNATIONAL SHARES FUND	22.534
2.535	D		CARBP DIVERSIFIE	388.853
119	D		CARDIF ASSURANCE RISQUES DIVERS	172.000
118	D		CARDIF ASSURANCE VIE	7.248.453
132	D		CARDIF LUX VIE	202.300
2.200	D		CARNELIAN INVESTMENT MANAGEMENT LLC	187.992
2.494	D		CARP - INDO	576.857
2.199	D		CARROLL AVENUE PARTNERS LLC	5.208
1.298	D		CASSETTE DIVERSIFIE	262.620
2.356	D		CATASTROPHE REINSURANCE COMPANY	586.800
2.289	D		CATERPILLAR INC MASTER RETIREMENT TRUST	1.766.944
2.290	D		CATERPILLAR INC. GROUP INSURANCE PLAN TRUST	123.685
2.288	D		CATERPILLAR INVESTMENT TRUST	518.461
1.296	D		CAVOM MINIMUM VARIANCE	122.984
1.382	D		CBOSC ATF CW BK GRP SUP WGSS08	209.457
1.383	D		CBOSC-CBGS-WGSS07	115.542
177	D		CBP GROWTH	390.146
16	D		CBRE CLARION FUNDS ALCEDA FUND MANAGEMEN	48.006
1.142	D		CBRE CLARION GLOBAL INFRASTRUCTURE VALUE FUND	73.157
1.139	D		CBZ CUIT INTERNATIONAL PRINCIPAL	229.547
1.965	D		CDN ACWI ALPHA TILTS FUND	100.529
1.624	D		CENTRAL BANK OF TRINIDAD AND TOBAGO	1.205.822
798	D		CENTRAL FINANCE BOARD METHODIST CHURCH	46.000
1.585	D		CENTRAL PROVIDENT FUND BOARD	78.732
1.078	D		CENTRAL STATES SOUTHEAST AND SOUTHWEST AREAS PENSION FUND	909.800
1.154	D		CEP DEP IP EURO EX UK ENH IND FD	11.602
872	D		CEP DEP IP EUROPEAN EQTY INCOME	3.567.221
873	D		CEP DEP IP EUROPEAN HIGH INCOME	67.137

## Elenco Interventuti (Tutti ordinati alfabeticamente)

## Assemblea Ordinaria

Badge	Titolare		Ordinaria
	Tipo Rap.	Deleganti / Rappresentati legalmente	
871	D	CEP DEP IP GLOBAL EX UK ENHAN IND	134.080
1.716	D	CERN PENSION FUND	1.500.092
2.685	D	CERVURITE INTERNATIONAL LLC .	199.601
2.683	D	CF INTERNATIONAL STOCK INDEX FUND ONE	495.517
1.384	D	CFSIL - COLONIAL FIRST STATE GLOBAL ASSET MANAGEMENT MULTI SECTOR TRUST 1	1.289
1.385	D	CFSIL RE COLONIAL FIRST STATE INVESTMENT FUND 10	145.928
288	D	CHALLENGE FUNDS	1.633.531
20	D	CHALLENGE FUNDS CHALLENGE ITALIAN EQUITY	4.000.000
2.201	D	CHESS INTERNATIONAL PROPERTIES, LTD.	8.331
2.169	D	CHEVRON MASTER PENSION TRUST	151.255
2.170	D	CHEVRON MASTER PENSION TRUST	397.700
2.171	D	CHEVRON MASTER PENSION TRUST	317.029
2.172	D	CHEVRON UK PENSION PLAN	56.558
2.173	D	CHEVRON UK PENSION PLAN	96.724
2.174	D	CHEVRON UK PENSION PLAN	199.400
2.291	D	CHILDREN'S HEALTHCARE OF ATLANTA, INC.	591.178
340	D	CHINA LIFE INSURANCE (GROUP) COMPANY	77.721
350	D	CHINA LIFE INSURANCE COMPANY LIMITED	594.300
367	D	CHINATRUST COMMERCIAL BANK LTD. AS	75.796
2.092	D	CHRISTIAN SUPER	59.659
2.125	D	CHURCH OF ENGLAND INVESTMENT FUND FOR PENSIONS	159.435
2.677	D	CIBC EUROPEAN INDEX FUND	44.164
2.676	D	CIBC INTERNATIONAL INDEX FUND	110.731
2.678	D	CIBC POOLED INTERNATIONAL EQUITY INDEX FUND	114.093
654	D	CIDEL BANK & TRUST INC AS TRUSTEE	35.645
2.236	D	CINDY SPRINGS, LLC	182.933
1.386	D	CITIBANK EUROPE PLC AS TRUSTEE FOR STANDARD LIFE WEALTH BALANCED BRIDGE FUND	1.912.709
1.387	D	CITIBANK INTERNATIONAL PLC	1.600.880
1.388	D	CITIBANK INTERNATIONAL PLC AS TRUSTEE CITIBANK INT.PLC	30.258.474
661	D	CITY E COUNTY OF SWANSEA PENSION FUND	277.472
2.327	D	CITY OF FRESNO RETIREMENT SYSTEMS	246.430
1.621	D	CITY OF HOPE	86.500
1.623	D	CITY OF HOPE NATIONAL MEDICAL CENTER	79.000
2.339	D	CITY OF LOS ANGELES FIRE AND POLICE PENSION PLAN	519.694
950	D	CITY OF MEMPHIS RETIREMENT SYSTEM	95.677
1.069	D	CITY OF NEW YORK DEFERRED COMPENSATION PLAN	2.022.889
1.707	D	CITY OF NEW YORK GROUP TRUST	2.462.589
560	D	CITY OF PHILADELPHIA PUBLIC RETIREMENT	363.805
2.350	D	CITY OF TALLAHASSEE	100.270
2.336	D	CIVIL EMPL RET SYS OF THE POLICE DEP OF KANSAS CITY, MISSOURI	15.400
2.295	D	CLEARWATER INTERNATIONAL FUND	99.381
1.018	D	CLEVELAND CLINIC HEALTH SYSTEM PENSION TRUST	59.109
763	D	CM EUROPE ACTIONS	232.838
2.527	D	CNP ACP ACTIONS LT	61.233
2.592	D	CNP ASSUR VALEURS	60.780
2.470	D	CNP ASSURANCES SA	8.104.840
1.322	D	COL LYX MSCI EMU ETF D EUR	2.750.000
1.995	D	COLLEGE RETIREMENT EQUITIES FUND	9.535.529

## Elenco Interventuti (Tutti ordinati alfabeticamente)

## Assemblea Ordinaria

Badge	Titolare		Ordinaria
	Tipo Rap.	Deleganti / Rappresentati legalmente	
1.996	D	COLLEGE RETIREMENT EQUITIES FUND	1.045.215
2.630	D	COLLEGES OF APPLIED ARTS AND TECHNOLOGY PENSION P	859.300
2.631	D	COLLEGES OF APPLIED ARTS AND TECHNOLOGY PENSION P	1.207.430
1.389	D	COLONIAL FIRST STATE	439.120
1.390	D	COLONIAL FIRST STATE INVESTMENTS LIMITED	350.963
1.391	D	COLONIAL FIRST STATE INVESTMENTS LIMITED	1.956.249
2.394	D	COLONIAL FIRST STATE WHOLESALE INDEXED GLOBAL SHARE FUND	390.268
570	D	COLUMBIA CAPITAL ALLOCAT.MODERATE CONSER	36.108
571	D	COLUMBIA CAPITAL ALLOCATION AGGRESSIVE P	40.290
572	D	COLUMBIA CAPITAL ALLOCATION CONSERVATIVE	23.622
1.085	D	COLUMBIA SUSTAINABLE GLOBAL EQ ETF	4.832
1.084	D	COLUMBIA SUSTAINABLE INTL EQ ETF	11.347
2.124	D	COMBUSTION ENGINEERING 524(G) ASBESTOS PI TTRUST	23.232
576	D	COMMINGLED PEN TR FD INTL(RES.ENHAN.IND)	80.830
577	D	COMMINGLED PENSION TR FUN INT OPPORTUNIT	4.407.658
395	D	COMMINGLED PENSION TRUST FUND (INTREPID INTERNATIONAL) OF JPMORGAN CHASE BANK	1.263.892
2.027	D	COMMON TRUST ITALY FUND	7.425.050
1.524	D	COMMONFUND STRATEGIC SOLUTIONS GLOBAL EQUITY, LLC	488.700
2.395	D	COMMONWEALTH GLOBAL SHARE FUND 29	9.450
1.392	D	COMMONWEALTH GLOBAL SHARE FUND 30	159.476
1.393	D	COMMONWEALTH SPECIALIST FUND 36	6.441
2.281	D	COMMONWEALTH SUPERANN CORP ATF ARIA INVESTMENTS TR	668.184
1.999	D	CONAGRA FOODS MASTER PENSION TRUST	480.142
2.528	D	CONCORDE 96	174.576
353	D	CONNECTICUT GENERAL LIFE INSURANCE COMPA	85.824
1.962	D	CONNECTICUT GENERAL LIFE INSURANCE COMPANY	32.594
2.016	D	CONSOLIDATED EDISON RETIREMENT PLAN	3.038.007
330	D	CONSTRUCTION AND BUILDING UNIONS SUPERAN	227.090
1.279	D	CONSULTING GROUP CAPITAL MARKE	162.612
2.123	D	CONTINENTAL AIRLINES, INC. PENSION MASTER TRUST	170.822
188	D	CONVEST 21 VL	239.340
1.125	D	CORPORATION OF LLOYD'S .	305.135
1.709	D	COSMOPOLITAN INVESTMENT FUND	709.642
2.641	D	COUNSEL DEFENSIVE GLOBAL EQUITY	8.237
1.105	D	COUNTY EMPLOYEES ANNUITY AND BENEFIT FUND OF COOK COUNTY	914.270
1.106	D	COUNTY EMPLOYEES ANNUITY AND BENEFIT FUND OF COOK COUNTY	292.224
2.292	D	COVENANT HEALTH	62.500
1.162	D	CPA COP PSERS PSERS ACWI X US INDEX	1.142.393
2.117	D	CPPIB MAP CAYMAN SPC ACTING ON BEHALF OF AND FOR THE AMOUNT OF SEGREGATED PORTFOLIO DMAPLES CORPORATE SERVICES LTD	75.492
2.557	D	CPR EURO HIGH DIVIDEND	368.042
2.560	D	CPR EUROLAND	2.358.830
2.558	D	CPR GLOBAL EQUITY ALL REGIME	117.209
1.163	D	CPZ COP SERS MCM MSCI WORLD X US	1.613.052
721	D	CRCFF BNPP AM	175.018

## Elenco Intervenuti (Tutti ordinati alfabeticamente)

## Assemblea Ordinaria

Badge	Titolare	Tipo Rap.	Deleganti / Rappresentati legalmente	Ordinaria
2.588	D		CROISSANCE DIVERSIFIEE	18.192
2.293	D		CSAA INSURANCE EXCHANGE	342.414
887	D		CSCM HLGS LLC INTL EQTY AC	13.176
928	D		CTJ RE STANLIB GLOBAL EQUITY FD AB	149.880
2.296	D		CULTURAL INSTITUTIONS PENSION PLAN TRUST	142.638
636	D		CUSTOM PORTFOLIO SOLUTIONS GLOBAL MAN T	5.247
949	D		CY5F MONDRIAN INV PRT LTD	539.693
1.130	D		CYBF LSV ASSET MGMT	251.900
1.079	D		CZ AANDELEN SSGA	95.385
836	D		D.E SHAW COUNTRY GLOBAL ALPHA EXTENSION PORTFOLIOS LLC	9.013
277	D		DAIWA PAN EUROPEAN HIGH DIVIDEND YIELD STOCK MOTHER FUND	170.000
1.309	D		DARWIN DEVERSIFIE 80-100 ACTIO	120.266
1.308	D		DARWIN DIVERSIFIE 60-80 ACTION	35.732
1.905	D		DB PRIVATMANDAT	377.228
1.896	D		DB X-TRACKERS	26.602.244
1.122	D		DB2F LSV ASSET MGMT	82.300
168	D		DBI FONDS ACU K	419.982
208	D		DBI FONDS EKIBB	116.834
1.003	D		DBX FTSE DEV EX US COMP FACTOR	1.264
667	D		DE SHAW VALUE ALL COUNTRY ALPHA EXTENSION FUND	242.487
1.016	D		DEAM FONDS DCG EQ SPK	63.169
174	D		DEAM FONDS EDV 1	40.599
218	D		DEAM FONDS ROCK	428.903
522	D		DEAM FONDS VVK 2	22.521
523	D		DEAM-FONDS MMMII DEUT ASSET MAN INV	178.122
2.681	D		DEBORAH LOEB BRICE	6.057
279	D		DEFINED BENEFIT PP FOR CHUGOKU ELECT	107.966
516	D		DEKA A-BAD HERSFELD-FONDS	24.000
478	D		DEKA A-DIM-WETZLAR-BALANCED-FONDS	27.900
477	D		DEKA A-DIM-WETZLAR-FONDS	36.096
324	D		DEKA BASISSTRATEGIE FLEXIBEL	31.870
480	D		DEKA FUNDMASTER INVESTMENTGESELLSCHAFT M	17.913
542	D		DEKA INTERNATIONAL S.A RE DEKA-EURO PAGARANT	620.303
544	D		DEKA INTERNATIONAL S.A RE DEKALUX-EUROPA	580.000
543	D		DEKA INTERNATIONAL S.A. RE DEKA PRIVATE	4.600
545	D		DEKA INTERNATIONAL S.A. RE DEKA-EUROPAVA	183.800
541	D		DEKA INTERNATIONAL S.A. RE DEKA-EUROSTOC	2.613.821
539	D		DEKA INTL S.A GLOBALE AKTIEN LOWRISK	277.360
538	D		DEKA INV RE HASPA POTENZ GERMANY NONAIF	68.000
504	D		DEKA INV RE MKG DEUTSCHLAND BALANCE	4.300
509	D		DEKA INV. GMBH RE A-GOLDENE AUE-FONDS	75.000
304	D		DEKA INVEST - KOMMUNAL EUROLAND BALANCE	986.414
326	D		DEKA INVEST DEKA EURO STOXX 50 - UCITS	3.674.746
318	D		DEKA INVEST DIVIDENDENSTRATEGIE CF A	4.842.000
484	D		DEKA INVEST GMBH DRUPA-FONDS	8.889
500	D		DEKA INVEST GMBH RE AGR DENA I	50.031
360	D		DEKA INVEST GMBH RE A-VSA-FONDS	48.396
495	D		DEKA INVEST GMBH RE BODENSEE-FONDS	7.000
302	D		DEKA INVEST GMBH RE DEKA-BAV-FONDS	250.407
315	D		DEKA INVEST GMBH RE DEKA-BR 85	340.768



## Elenco Interventuti (Tutti ordinati alfabeticamente)

## Assemblea Ordinaria

Badge	Titolare		Ordinaria
	Tipo Rap.	Deleganti / Rappresentati legalmente	
501	D	DEKA INVEST GMBH RE DEKA-CUX-LCR-FONDS	20.000
320	D	DEKA INVEST GMBH RE DEKA-PB DEFENSIV	41.345
491	D	DEKA INVEST MAULBRONN-STROMBERG-FONDS	19.836
476	D	DEKA INVEST RE DEKA TRUST BALANCED-FONDS	170.929
308	D	DEKA INVEST RE DEKA-EUROLAND BALANCE	3.171.750
309	D	DEKA INVEST RE DEKA-STIFTUNGEN BALANCE	429.616
487	D	DEKA INVEST RE DEKA-ZMV-FONDS	31.500
492	D	DEKA INVEST RE KOMMUNAL-TUT-BALANCED -FO	42.550
498	D	DEKA INVEST RE PRIVAT VORSORGE AS-FONDS	320.000
303	D	DEKA INVEST RE SIGMA PLUS KONSERVATIV	57.882
475	D	DEKA INVEST RE VSINVESTMENT GOCH-FONDS	150.000
311	D	DEKA INVEST RE/DEKAFUTUR-ERTRAG	7.160
312	D	DEKA INVEST RE/DEKAFUTUR-WACHSTUM	47.700
489	D	DEKA INVEST REGIONALE-WUPPERTAL-FONDS	26.479
507	D	DEKA INVEST. A-NORDHAUSEN 2-FONDS	60.300
497	D	DEKA INVEST. GMBH RE A-KLB-MASTERFONDS	686.300
310	D	DEKA INVEST. RE DEKA-DIVIDENDENDISCOUNT	32.000
505	D	DEKA INVEST.GMBH RE A-HAM-FONDS	39.399
323	D	DEKA INVESTGMBH RE MSCI EUROPE LC UCITS	40.363
322	D	DEKA INVESTMENT GMBH DEKA MSCI EUROPE UC	275.789
1.500	D	DEKA INVESTMENT GMBH FOR SFT 3-FONDS	251.256
517	D	DEKA INVESTMENT GMBH RE A WITTRING LCR FONDS	13.950
513	D	DEKA INVESTMENT GMBH RE A-AMISIA-FONDS	85.000
512	D	DEKA INVESTMENT GMBH RE A-ASD-FONDS	26.600
502	D	DEKA INVESTMENT GMBH RE A-KSK FULDA-FOND	55.000
301	D	DEKA INVESTMENT GMBH RE ARIDEKA	2.500.000
510	D	DEKA INVESTMENT GMBH RE A-SKGO-FONDS	20.000
483	D	DEKA INVESTMENT GMBH RE AWB-ES-FONDS	14.525
486	D	DEKA INVESTMENT GMBH RE DBU SARASIN GLOB	127.696
316	D	DEKA INVESTMENT GMBH RE DEKA	900.000
319	D	DEKA INVESTMENT GMBH RE DEKA EURO ISTOXX	1.002.521
518	D	DEKA INVESTMENT GMBH RE DEKA VALUE PLUS	214.211
325	D	DEKA INVESTMENT GMBH RE DEKA-BASIS	30.000
314	D	DEKA INVESTMENT GMBH RE DEKA-BR 100	1.500.000
496	D	DEKA INVESTMENT GMBH RE DEKA-BR 20	11.611
307	D	DEKA INVESTMENT GMBH RE DEKA-BR 35	134.557
306	D	DEKA INVESTMENT GMBH RE DEKA-BR 55	35.000
305	D	DEKA INVESTMENT GMBH RE DEKA-BR 75	124.475
327	D	DEKA INVESTMENT GMBH RE DEKA-DIVIDEND VA	122.500
313	D	DEKA INVESTMENT GMBH RE DEKAFUTUR-CHANCE	123.200
490	D	DEKA INVESTMENT GMBH RE DEKA-KSG-FONDS	10.560
328	D	DEKA INVESTMENT GMBH RE DEKA-MULTIASSET INCOME	78.000
300	D	DEKA INVESTMENT GMBH RE DEKASPEZIAL	100.000
482	D	DEKA INVESTMENT GMBH RE DOHAMUN-FONDS DER IHK ZU DORTMUND	5.650
514	D	DEKA INVESTMENT GMBH RE GRAF ENGELBERT I	96.816
511	D	DEKA INVESTMENT GMBH RE LANDSBERG-FONDS	43.400
503	D	DEKA INVESTMENT GMBH RE MFR-MASTERFONDS	116.306
485	D	DEKA INVESTMENT GMBH RE PFRUENDE INVEST	9.544
499	D	DEKA INVESTMENT GMBH RE PRODEKA	284.000
508	D	DEKA INVESTMENT GMBH RE S BROKER 1 FONDS	43.000
479	D	DEKA INVESTMENT GMBH RE SAPHIR-FONDS	21.100

## Elenco Interventuti (Tutti ordinati alfabeticamente)

## Assemblea Ordinaria

Badge	Titolare		Ordinaria
	Tipo Rap.	Deleganti / Rappresentati legalmente	
488	D	DEKA INVESTMENT GMBH RE STADTBAHN-FONDS	18.629
515	D	DEKA INVESTMENT GMBH RE TUT-MASTERFONDS	20.000
493	D	DEKA INVESTMENT GMBH RE VER 03-FONDS	10.468
506	D	DEKA INVESTMENT GMBH TRIANON-FONDS AKTIE	46.981
363	D	DEKA INVESTMENT MBH RE PKBMF	58.150
217	D	DEKA MASTER HAER I	885.752
364	D	DEKA MBH RE SPK-GOLDMUENZE-SARASIN	51.588
2.204	D	DELFINCO, LP	47.720
590	D	DELTA MASTER TRUST	103.349
935	D	DEP QF SSGA NONUS EQUITY B1	27.667
936	D	DEP QF SSGA NONUS EQUITY B2	23.974
934	D	DEP QF SSGA NONUS EQUITY H1	27.325
1.990	D	DEPARTMENT OF STATE LANDS	408.924
1.587	D	DESJARDINS CANADIAN BALANCED FUND	42.627
1.746	D	DEUT ASS & WEALTH MNGM INV GMBH FOR DEAM-FONDS LHG 1	202.000
1.742	D	DEUTSCHE AM INV GMBH FOR DEAM FONDS RHEIN	340.000
1.926	D	DEUTSCHE AM INVESTMENT GMBH FOR DEUTSCHE AM LOWVOL EUROPE	1.048.261
1.935	D	DEUTSCHE ASS MGMT INVEST. MIT TEILGESE. FOR FIX INC AND ALT	162.755
1.772	D	DEUTSCHE ASSET MANAGEMENT INVESTMENT GMBH FOR DEUTSCHE RR17	5.820
1.909	D	DEUTSCHE ASSET MANAGEMENT S.A. FOR DEUTSCHE ESG EUROPEAN EQ	701.200
1.925	D	DEUTSCHE ASSET MNGM INV GMBH FOR ALBATROS FONDS OP	47.301
1.763	D	DEUTSCHE ASSET MNGM INV GMBH FOR DEAM F STRATAV EUR STRAT1	125.000
1.725	D	DEUTSCHE ASSET MNGM INV GMBH FOR DEAM FONDS AKS	20.000
1.750	D	DEUTSCHE ASSET MNGM INV GMBH FOR DEAM FONDS AO 1	10.000
1.751	D	DEUTSCHE ASSET MNGM INV GMBH FOR DEAM FONDS APD	5.000
1.729	D	DEUTSCHE ASSET MNGM INV GMBH FOR DEAM FONDS AVD 2	20.900
1.529	D	DEUTSCHE ASSET MNGM INV GMBH FOR DEAM FONDS BBS	48.000
1.733	D	DEUTSCHE ASSET MNGM INV GMBH FOR DEAM FONDS CA IV	24.000
1.731	D	DEUTSCHE ASSET MNGM INV GMBH FOR DEAM FONDS DAA	33.900
1.726	D	DEUTSCHE ASSET MNGM INV GMBH FOR DEAM FONDS DAM 2	40.000
1.816	D	DEUTSCHE ASSET MNGM INV GMBH FOR DEAM FONDS GFN 1	80.000
1.734	D	DEUTSCHE ASSET MNGM INV GMBH FOR DEAM FONDS KDE 1	60.000
1.743	D	DEUTSCHE ASSET MNGM INV GMBH FOR DEAM FONDS KLIL1	11.000
1.767	D	DEUTSCHE ASSET MNGM INV GMBH FOR DEAM FONDS LW1	20.000
1.815	D	DEUTSCHE ASSET MNGM INV GMBH FOR DEAM FONDS MIR 1	33.000
1.741	D	DEUTSCHE ASSET MNGM INV GMBH FOR DEAM FONDS NSW	40.500
1.749	D	DEUTSCHE ASSET MNGM INV GMBH FOR DEAM- FONDS OKA	30.000
1.817	D	DEUTSCHE ASSET MNGM INV GMBH FOR DEAM FONDS PFDB	47.194
1.739	D	DEUTSCHE ASSET MNGM INV GMBH FOR DEAM FONDS PFM	70.000
1.748	D	DEUTSCHE ASSET MNGM INV GMBH FOR DEAM FONDS PKN 2	2.998.721
1.747	D	DEUTSCHE ASSET MNGM INV GMBH FOR DEAM FONDS PMC 1	120.000

## Elenco Interventuti (Tutti ordinati alfabeticamente)

## Assemblea Ordinaria

Badge	Titolare		Ordinaria
	Tipo Rap.	Deleganti / Rappresentati legalmente	
1.755	D	DEUTSCHE ASSET MNGM INV GMBH FOR DEAM FONDS PSF 1	31.304
1.753	D	DEUTSCHE ASSET MNGM INV GMBH FOR DEAM FONDS PTF	77.000
1.769	D	DEUTSCHE ASSET MNGM INV GMBH FOR DEAM FONDS PVZ 1	16.000
1.754	D	DEUTSCHE ASSET MNGM INV GMBH FOR DEAM FONDS RTU 1	20.000
1.756	D	DEUTSCHE ASSET MNGM INV GMBH FOR DEAM FONDS SCSM	12.901
1.744	D	DEUTSCHE ASSET MNGM INV GMBH FOR DEAM FONDS SFBWL	500.000
1.745	D	DEUTSCHE ASSET MNGM INV GMBH FOR DEAM FONDS SLM 1	362.100
1.757	D	DEUTSCHE ASSET MNGM INV GMBH FOR DEAM FONDS STK	28.600
1.758	D	DEUTSCHE ASSET MNGM INV GMBH FOR DEAM FONDS SVSW	55.000
1.762	D	DEUTSCHE ASSET MNGM INV GMBH FOR DEAM FONDS SWI	33.000
1.728	D	DEUTSCHE ASSET MNGM INV GMBH FOR DEAM FONDS TOCO	110.000
1.752	D	DEUTSCHE ASSET MNGM INV GMBH FOR DEAM FONDS UVG 1	23.400
1.764	D	DEUTSCHE ASSET MNGM INV GMBH FOR DEAM FONDS VEF	13.500
1.735	D	DEUTSCHE ASSET MNGM INV GMBH FOR DEAM FONDS WOP 1	215.511
1.736	D	DEUTSCHE ASSET MNGM INV GMBH FOR DEAM FONDS WOP 2	135.396
1.770	D	DEUTSCHE ASSET MNGM INV GMBH FOR DEAM FONDS ZSB 1	230.000
1.727	D	DEUTSCHE ASSET MNGM INV GMBH FOR DEAM-FONDS BG 2	30.000
1.819	D	DEUTSCHE ASSET MNGM INV GMBH FOR DEAM-FONDS BPT	840.000
1.771	D	DEUTSCHE ASSET MNGM INV GMBH FOR DEAM-FONDS CPT	60.000
1.732	D	DEUTSCHE ASSET MNGM INV GMBH FOR DEAM-FONDS DEUK	60.000
1.722	D	DEUTSCHE ASSET MNGM INV GMBH FOR DEAM-FONDS DN13	137.000
1.738	D	DEUTSCHE ASSET MNGM INV GMBH FOR DEAM-FONDS DVERG	45.000
1.740	D	DEUTSCHE ASSET MNGM INV GMBH FOR DEAM-FONDS EXEMPLUM	15.000
1.824	D	DEUTSCHE ASSET MNGM INV GMBH FOR DEAM-FONDS GSK 1	85.000
1.718	D	DEUTSCHE ASSET MNGM INV GMBH FOR DEAM-FONDS KLP 1	68.000
1.823	D	DEUTSCHE ASSET MNGM INV GMBH FOR DEAM-FONDS PAL 1	69.300
1.813	D	DEUTSCHE ASSET MNGM INV GMBH FOR DEAM-FONDS PG EQ	196.866
1.723	D	DEUTSCHE ASSET MNGM INV GMBH FOR DEAM-FONDS PPC EQ	159.249
1.719	D	DEUTSCHE ASSET MNGM INV GMBH FOR DEAM-FONDS PPC GEQ	25.152
1.720	D	DEUTSCHE ASSET MNGM INV GMBH FOR DEAM-FONDS RKBS	70.000
1.821	D	DEUTSCHE ASSET MNGM INV GMBH FOR DEAM-FONDS RVT	30.000
1.759	D	DEUTSCHE ASSET MNGM INV GMBH FOR DEAM-FONDS UZS 1	50.000
1.768	D	DEUTSCHE ASSET MNGM INV GMBH FOR DEAM-FONDS ZDB	150.000
1.730	D	DEUTSCHE ASSET MNGM INV GMBH FOR DEAM-FONDS-BCA 1	85.000
1.765	D	DEUTSCHE ASSET MNGM INV GMBH FOR DEAM-HAD-MITARBEITER I	6.500
1.766	D	DEUTSCHE ASSET MNGM INV GMBH FOR DEAM-HAD-MITARBEITER II	15.000

## Elenco Interventuti (Tutti ordinati alfabeticamente)

## Assemblea Ordinaria

Badge	Titolare		Ordinaria
	Tipo Rap.	Deleganti / Rappresentati legalmente	
1.721	D	DEUTSCHE ASSET MNGM INV GMBH FOR DEAWM-FONDS BW GERMANY	19.566
1.930	D	DEUTSCHE ASSET MNGM INV GMBH FOR DWS TOP EUROPE	3.007.330
1.928	D	DEUTSCHE ASSET MNGM INV GMBH FOR DWS VORSORGE AS (DYNAMIK)	230.303
1.929	D	DEUTSCHE ASSET MNGM INV GMBH FOR DWS VORSORGE AS (FLEX)	95.646
1.927	D	DEUTSCHE ASSET MNGM INV GMBH FOR E. ON AKTIENFONDS DWS	75.000
1.724	D	DEUTSCHE ASSET MNGM INV GMBH FOR GCB PENSION FUND GERMANY	69.458
1.934	D	DEUTSCHE ASSET MNGM INV GMBH FOR MULTI-INDEX EQUITY FUND	53.449
1.932	D	DEUTSCHE ASSET MNGM INV GMBH FOR OP STRATEGIEPORTFOLIO IV	126.949
1.931	D	DEUTSCHE ASSET MNGM INV GMBH FOR OPPENHEIM DYNAMIC EUROPE BAL	103.064
1.933	D	DEUTSCHE ASSET MNGM INV GMBH FOR SOP EUROLANDWERTE	319.345
1.760	D	DEUTSCHE ASSET MNGM INV GMBH FOR STIFTUNGSFONDS SV 1	240.000
1.761	D	DEUTSCHE ASSET MNGM INV GMBH FOR STIFTUNGSFONDS SVC 1	38.868
1.737	D	DEUTSCHE ASSET MNGM INV GMBH FOR STIFTUNGSFONDS SVOP	89.909
1.924	D	DEUTSCHE ASSET MNGM INV GMBH FOR VERMOEGENSMNGM RENDITE OP	541.241
1.910	D	DEUTSCHE ASSET MNGM S.A. FOR DWS ETOILE	25.286
1.907	D	DEUTSCHE ASSET MNGM S.A. FOR DWS VERMOEGENSMANDAT-DEFENSIV	149.015
1.908	D	DEUTSCHE ASSET MNGM S.A. FOR DWS VERMOEGENSMANDAT-BALANCE	635.353
1.906	D	DEUTSCHE ASSET MNGM S.A. FOR VERM FLEXIBEL (80./ . TEILGESCH)	313.811
1.703	D	DEUTSCHE BANK-ONSHORE	9.411
1.665	D	DEUTSCHE EAFE EQUITY INDEX FUND	33.775
94	D	DEUTSCHE EUROPEAN EQUITY FUND	82.230
1.898	D	DEUTSCHE INVEST I	2.385.032
1.897	D	DEUTSCHE INVEST II	832.107
940	D	DEUTSCHE XTRK MSCI EMU HDG EQ ETF	89.347
1.029	D	DEUTSCHE XTRK MSCI ITALY HDG ETF	53.154
1.098	D	DEUTSCHE XTRK MSCI STH EUR HDG ETF	23.651
849	D	DEUTSCHE XTRKS MSCI ALL WORLD HDG	38.027
997	D	DEUTSCHE XTRKS MSCI EAFE CCYHDG	4.688.908
976	D	DEUTSCHE XTRKS MSCI EURO CCYHDG	2.165.125
988	D	DEUTSHCE XTRK SP HDG GLBL INFR	14.252
2.206	D	DFI LP EQUITY (PASSIVE)	11.494
1.993	D	DIGNITY HEALTH	397.420
1.994	D	DIGNITY HEALTH RETIREMENT PLAN TRUST	437.107
153	D	DILL COFONDS	66.800
837	D	DIVERSIFIE ACTIONS 50-65 DU CD	16.788
1.849	D	DIVERSIFIED MARKETS (2010) POOLED FUND TRUST	132.815

## Elenco Intervenuti (Tutti ordinati alfabeticamente)

## Assemblea Ordinaria

Badge	Titolare	Tipo Rap.	Deleganti / Rappresentati legalmente	Ordinaria
1.713	D		DIVERSIFIED REAL ASSET CIT	633.386
18	D		DKB EUROPA FONDS	111.488
280	D		DL INTERNATIONAL RESEARCH OPEN MOTHER FD	53.030
1.020	D		DNTF PANAGORA ASSET MGMT	141.722
1.129	D		DOCF DOCF MONDRAIN	223.792
627	D		DOFASCO EMPLOYEES SAV & PRO SHARING FUND	55.424
2.297	D		DOMINION RESOURCES INC. MASTER TRUST	212.340
2.176	D		DONNELLEY FINANCIAL PENSION TRUST	21.246
1.394	D		DOUBLE BLACK DIAMOND OFFSHORE LTD	680.293
2.203	D		DOUBLE DIGIT CAGR LLC	112.287
2.175	D		DOW RETIREMENT GROUP TRUST	52.037
675	D		DPAM CAP B EQU EMU BEH VAL	3.000.000
671	D		DPAM CAP B EQU EMU INDEX	1.584.964
673	D		DPAM CAP B EQU EUROPE IND	587.081
672	D		DPAM DBI-RTD EQUITIES EMU	164.339
29	D		DPAM EQUITIES L	700.000
852	D		DREYFUS GLOBAL INFRASTRUCTURE FUND	26.860
1.022	D		DREYFUS INTERNATIONAL EQUITY FUND	1.409.895
1.023	D		DREYFUS INTERNATIONAL STOCK INDEX FUND	310.621
853	D		DREYFUS STRATEGIC BETA GLOBAL EQ FD	22.898
844	D		DREYFUS VARIABLE INTERNATIONAL VAL	121.052
1.034	D		DRMA LTD	443.591
2.684	D		DT INTERNATIONAL STOCK INDEX FUND ONE	554.392
2.539	D		DUGUAY ACTIONS EUROPE	133.532
2.331	D		DUKE ENERGY CORPORATION MASTER RETIREMENT TRUST	613.200
1.223	D		DUKE ENERGY QUALIFIED NUCLEAR DECOMMISSIONING	107.515
596	D		DUKE ENERGY RETIREMENT SAVINGS PLAN	396.100
2.658	D		DUKE UNIVERSITY	251.036
2.205	D		DYNASTY INVEST, LTD	13.434
2.627	D		EAFE EQUITY FUND .	200.629
2.093	D		EATON VANCE (AUSTRALIA) HEXAVEST ALL-COUNTRY GL EQUITY FUND	87.455
1.604	D		EATON VANCE HEXAVEST GLOBAL EQUITY FUND	65.700
1.605	D		EATON VANCE HEXAVEST INTERNATIONAL EQUITY FUND	15.983
1.395	D		EATON VANCE INTERNATIONAL (IRELAND)	14.000
2.598	D		ECOFI ACTIONS SCR	65.506
1.396	D		ECOFIN WATER AND POWER OPPORTUNITIES PLC CO BNP PARIBAS SECURITIES SERVICES	754.337
2.500	D		EGEPARGNE ACTIONS ISR-ACTIONS INTER	100.000
1.591	D		EIC ENERGY UTILITY FUND	653.000
2.444	D		EIS - MULTIASSET RISK OVERLAY	44.735
629	D		EL FINANCIAL CORPORATION LIMITED	159.800
630	D		EL FINANCIAL CORPORATION LIMITED	445.000
631	D		ELECTRICAL INDUSTRY PENS TR FUND ALBERTA	75.200
1.367	D		ELECTRON CAYMAN COMPANY LIMITED.	143.948
2.298	D		EMERSON ELECTRIC CO. RETIREMENT MASTER TRUST	179.000
1.212	D		EMPLOYEES' RETIREMENT SYSTEM OF THE STATE OF HAWAII	29.716
1.260	D		ENERGY INSURANCE MUTUAL LIMITED	39.882
247	D		ENHANCED INDEX INTERNATIONAL SHARE FUND	2.142.963
1.168	D		ENSIGN PEAK CP LSV INTL LARGE	585.800
1.167	D		ENSIGN PEAK EAFE LSV ASSET	2.505.200

## Elenco Interventuti (Tutti ordinati alfabeticamente)

## Assemblea Ordinaria

Badge	Titolare	Tipo Rap.	Deleganti / Rappresentati legalmente	Ordinaria
1.027	D		EOPTIE0 OPT INTL ACADIAN	318.787
2.479	D		EPARGNE PRUDENCE THALES	111.355
2.465	D		EPF - ABSOLUTE Q-MULTISTRATEGY	12.037
2.445	D		EPF - ENHANCED CONSTANT RISK CONTRIBUTION	38.190
2.447	D		EPF - EURO Q-EQUITY	126.860
2.448	D		EPF - Q-FLEXIBLE	566.071
548	D		EQ ADV TRUST EQ/INT. EQ. INDEX PORTFOLIO	2.088.879
443	D		EQ ADV. TRUST AXA INTL.CORE MANAGED VOLA	483.754
777	D		EQ ADVISORS TRUST - AXA SMARTBETA EQUITY	3.000
431	D		EQ ADVISORS TRUST: EQ/PUTNAM INTERNA	675.971
441	D		EQ ADVISORS TRUST-AXA GLOBAL EQ MANAGED	385.295
550	D		EQ ADVISORS TRUST-AXA INTL.MANAGED VOLAT	1.101.126
439	D		EQ ADVISORS TST - ATM INTERNATIONAL MANA	850.658
440	D		EQ.ADVISORS TRUST - AXA TEMPLETON GLOBAL	95.215
549	D		EQ.ADVISORS TRUST-AXA/AB DYNAMIC GROWTH	326.760
755	D		ERAFP ACTION EURO III	5.394.694
2.436	D		ERSEL ASSET MANAGEMENT SGR S.P.A. - FONDERSEL PMI	300.000
979	D		ESPS EDF EGS MFS	160.159
1.326	D		ETOILE ACTIONS RENDEMENT	389.084
1.311	D		ETOILE ENERGIE EUROPE	171.733
1.312	D		ETOILE SECTORIELLE EUROPE	42.916
2.452	D		EUF - EQUITY EURO LTE	256.865
2.451	D		EUF - EQUITY EUROPE LTE	691.200
2.446	D		EUF - EQUITY ITALY	992.004
2.453	D		EUF - EQUITY ITALY SMART VOLATILITY	526.571
2.443	D		EURIZON CAPITAL SGR SPA - EURIZON PROGETTO ITALIA 40	353.658
2.441	D		EURIZON CAPITAL SGR SPA - EURIZON PROGETTO ITALIA 70	315.406
2.439	D		EURIZON CAPITAL SGR SPA - EURIZON RENDITA	72.997
2.440	D		EURIZONCAPITAL SGR S.P.A. - EURIZON AZIONI AREA EURO	181.543
2.442	D		EURIZONCAPITAL SGR S.P.A. - EURIZON AZIONI ITALIA	4.305.155
404	D		EUROPACIFIC GROWTH FUND	78.250.000
821	D		EUROPEESCHE VERZEKERING MAATSCHAPPIJ NV	9.498
1.979	D		EUROPEEX-CONTROVERSIAL WEAPONS EQUITY INDEX FUND B	826.215
2.208	D		EVA VALLEY MA1 LLC	78.377
2.481	D		EVIAN A EQUILIBRE	20.408
608	D		F.M.KIRBY TRUST DATED 1/3/75 FBO FRED M. KIRBY III	6.505
2.072	D		F+C INSTITUTIONAL INVESTMENT FUNDS ICVC- INST GLB EQ F	567.213
2.059	D		FAMILY INVESTMENTS CHILD TRUST FUND	224.400
2.060	D		FAMILY INVESTMENTS GLOBAL ICVC FAMILY BALANCED INT FUND	198.962
994	D		FARMERS GROUP INC 401 K SAVINGS PLAN	663.820
995	D		FARMERS GROUP INC EMPLOYEES PENSION PLAN TRUST	409.804
2.526	D		FC CARPIMKO	301.369
2.246	D		FCM INTERNATIONAL LLC	11.440
2.488	D		FCP A.A. - GROUPAMA - ISR	680.000
2.533	D		FCP ABP PERP	209.520
747	D		FCP AIR FRANCE IFC	68.548
703	D		FCP ALM ACTIONS EURO	3.340.000
2.547	D		FCP AMUNDI ACTIONS EUROPE ISR	103.642
2.563	D		FCP AMUNDI ETF MSCI EUROPE EX EMU PEA UCITS ETF	2.952.746

## Elenco Intervenuti (Tutti ordinati alfabeticamente)

## Assemblea Ordinaria

Badge	Titolare	Tipo Rap.	Deleganti / Rappresentati legalmente	Ordinaria
2.512	D		FCP AMUNDI HORIZON	1.736.743
2.477	D		FCP AMUNDI PULSACTIONS	1.164.592
2.548	D		FCP AMUNDI RENDEMENT PLUS	250.881
739	D		FCP ASTORG CROISSANCE EMERGING	247.666
744	D		FCP ASTORG FLEXIBLE ALLOCATION	186.423
745	D		FCP ASTORG TUNNEL STX	534.780
749	D		FCP AXIVA ACTION 1	61.645
258	D		FCP BAUD CIC	2.700
2.508	D		FCP BERRI ACTIONS	79.964
2.566	D		FCP BFT EUROPE DIVIDENDES	330.000
696	D		FCP BNP PARIBAS ACTIONS EUROLAND	906.066
697	D		FCP BNP PARIBAS ACTIONS EUROPE	31.976
2.524	D		FCP BOURBON 4	179.866
130	D		FCP CALCIUM QUANT	289.528
713	D		FCP CAMGEST VALEURS EURO	567.632
2.476	D		FCP CARPIMKO EUROPE	330.774
2.507	D		FCP CAVEC GROUPAMA DIVERSIFIE	160.397
764	D		FCP CIC TECHNO COM	127.000
767	D		FCP CM ACTIONS EURO	1.132.155
123	D		FCP CNP ACTIONS EM	565.356
2.556	D		FCP CNP ASSUR EUROPE NEUFLIZE OBC	400.000
2.531	D		FCP CNP GGR	16.256
2.562	D		FCP CPR ACTIVE EUROPE	225.970
2.554	D		FCP CPR CONSOMMATEUR ACTIONNAIRE	95.826
2.564	D		FCP CPR PROGRES DURABLE EUROPE	30.733
2.493	D		FCP CRN SOGE ACTIONS	217.646
716	D		FCP DIVERS D&O CAMGEST	87.621
2.544	D		FCP ECOFI FLEXIBLE	33.822
2.590	D		FCP ECUREUIL PROFIL 75	994.504
2.530	D		FCP ECUREUIL PROFIL 90	2.349.595
2.471	D		FCP EDMOND DE ROTHSCHILD EURO SRI	224.000
2.585	D		FCP ENERGIES RENOUVELABLES	30.000
2.540	D		FCP ERISA DIVERSIFIE 2	495.000
2.491	D		FCP FDRN AMUNDI	210.831
2.571	D		FCP FEDERAL ACTIONS RENDEMENT	450.000
2.573	D		FCP FEDERAL CROISSANCE	476.000
2.574	D		FCP FEDERAL OPTIMAL	428.000
2.541	D		FCP FONDATION EUROPE	200.000
255	D		FCP GAILLON 130/30	26.735
738	D		FCP GAN EUROSTRATEGIE	104.603
730	D		FCP GAN FRANCE SELECT	91.178
715	D		FCP GERISO	19.191
734	D		FCP GR.NORD EST ACTIONS	88.912
737	D		FCP GROUPAMA AAEXA	51.861
733	D		FCP GROUPAMA CR ACTIONS EUROS	104.143
732	D		FCP GROUPAMA CR GENOVA 1	146.039
736	D		FCP GROUPAMA DEPANDANCE	19.536
2.569	D		FCP GROUPAMA EURO STOCK	229.700
724	D		FCP GROUPAMA FCR1	108.752
727	D		FCP GROUPAMA GRAND EST	34.615
728	D		FCP GROUPAMA LOIRE BRETAGNE	27.808
742	D		FCP GROUPAMA LOIRE BRETAGNE 2	15.367

## Elenco Intervenuti (Tutti ordinati alfabeticamente)

## Assemblea Ordinaria

Badge	Titolare	Tipo Rap.	Deleganti / Rappresentati legalmente	Ordinaria
726	D		FCP GROUPAMA RHONES ALPES AUVERGNE	20.855
2.473	D		FCP HAMELIN DIVERSIFIE FLEX II	14.112
2.595	D		FCP HSBC ACTIONS EUROPE	1.862.901
2.596	D		FCP HSBC ACTIONS MONDE	181.580
2.594	D		FCP HSBC DYNAFLEXIBLE	183.304
2.501	D		FCP ICARE	165.432
126	D		FCP IDR ACTIONS EURO	154.000
2.519	D		FCP LBP EUROCAP PEA 90 NOVEMBRE2021	34.613
717	D		FCP LITHIUM	899.357
2.546	D		FCP MEDI ACTIONS EURO	180.000
743	D		FCP MICHELET UK TUNNEL	30.849
2.532	D		FCP NATEXIS PERFORMANCE 9	149.951
698	D		FCP NATIO-FONDS COLLINE 1	3.794.277
2.529	D		FCP NATIXIS IONIS	52.271
704	D		FCP NF COLLINES INVEST 3	2.587.012
263	D		FCP OFFENSIF AIR LIQUIDE EXPANS	30.780
725	D		FCP PARIS VAL DE LOIRE ACTIONS EURO	120.902
2.509	D		FCP PORT ROYAL EQUILIBRE	125.905
2.523	D		FCP PORTFOLIO LCR ACTIONS	108.134
2.536	D		FCP RL PREVOYANCE	190.184
2.478	D		FCP RSI EURO P	1.704.926
2.534	D		FCP RSRC DIVERSIFIE	796.959
122	D		FCP SAINT MARTIN N1	479.874
752	D		FCP SAKKARAH 7	172.520
262	D		FCP SCORE 2012	4.000
731	D		FCP TA-ITA OBBLIGAZIONI	90.865
2.495	D		FCP TONI ACTIONS 100	462.045
127	D		FCP UBS F EURO OPPORT UNCON PEA EUR	72.091
765	D		FCP UNION EUROPE	1.763.359
768	D		FCP UNION LONG SHORT EUROPE	104.989
2.496	D		FCP VIVACCIO ACTIONS	1.957.301
735	D		FCP WALLON	142.952
2.486	D		FCPE AMUNDI LABEL DYNAMIQUE	71.002
2.480	D		FCPE AMUNDI LABEL EQUILIBRE	78.140
2.485	D		FCPE AMUNDI LABEL PRUDENCE	49.773
2.559	D		FCPE AMUNDI PREM PATRIMOINE	132.376
2.552	D		FCPE AMUNDI RESA ACTIONS EURO	619.212
2.555	D		FCPE AMUNDI RESA ESG ACTIONS EURO	558.581
253	D		FCPE AREVA ACTIONS	202.345
256	D		FCPE BARCLAYS DIVERIFIE ACTIONS	30.000
694	D		FCPE BMS ACTIONS	88.959
257	D		FCPE COFACE	10.000
702	D		FCPE FDS DIVERSIF.TEL 1	35.963
729	D		FCPE GERP DEV DUR EQUILIBRE	304.000
691	D		FCPE GPE FMC FCE DIV BNP	43.857
740	D		FCPE GROUPAM EPARGNE RESPONSABLE PERSPEC	360.000
741	D		FCPE GROUPAMA EPARGNE RESPONSABLE	355.300
720	D		FCPE HARMONY	68.937
714	D		FCPE HORIZON EP. ACTION	54.155
2.538	D		FCPE IBM FRANCE F	99.710
693	D		FCPE LESAFFRE EQUILIBRE RESPO AND SOLIDA	118.152
692	D		FCPE LIMACTIF	65.263



## Elenco Intervenuiti (Tutti ordinati alfabeticamente)

## Assemblea Ordinaria

Badge	Titolare		Ordinaria
	Tipo Rap.	Deleganti / Rappresentati legalmente	
1.294	D	FCPE MACIF CROISSANCE DURABLE	48.696
709	D	FCPE MULTIPAR ACTS SR	1.159.314
708	D	FCPE MULTIPAR EQ. SOC. RES	732.543
2.537	D	FCPE NATIXIS ES ACTIONS EURO	438.455
701	D	FCPE SAUR EPARGNE	177.502
2.503	D	FCPE TECHNIP DYNAMIQUE	42.645
2.504	D	FCPE TECHNIP EQUILIBRE	43.364
230	D	FD INTERNATIONAL SHARE FUND 1	48.904
2.577	D	FDC A2 POCHE TITRES	233.931
1.310	D	FDJ ACTIONS EURO	75.776
2.572	D	FEDERAL CONVICTION ISR EURO	1.600.000
1.601	D	FEDEX CORPORATION EMPLOYEES PENSION TRUST	338.670
1.266	D	FGT FRK GLOBAL LSTD INFRASTRUCT FD	258.942
2.214	D	FIDDLER PARTNERS LLC	6.907
450	D	FIDELITY CENTRAL INVESTMENT PORTFOLIOS L	2.144.571
53	D	FIDELITY FUNDS SICAV	826.652
679	D	FIDELITY FUNDS SICAV	41.846.119
787	D	FIDELITY INSTITUTIONAL PAN EUROPEAN FUND	422.650
563	D	FIDELITY INVESTMENT FUNDS - FIDELITY	388.919
566	D	FIDELITY INVESTMENT FUNDS - FIDELITY MONEYBUILDER WORLD INDEX FUND	109.309
601	D	FIDELITY INVESTMENTS MONEY MANAGEMENT INC	8.517
1.467	D	FIDELITY RUTLAND SQUARE TR II: STRAT ADV INT MULTI-MANAGER F	24.947
1.468	D	FIDELITY RUTLAND SQUARETRUST II: STRATEGIC ADVISERS INT F	3.050.290
76	D	FIDELITY SAL ST SPARTAN GLOBAL EX US IN	994.309
82	D	FIDELITY SAL ST T SPARTAN TOTAL INT IN F	90.769
2.275	D	FIDELITY SALEM STREET TRUST FIDELITY SERIES GLOBAL EX U.S. INDEX FUND	1.654.588
2.274	D	FIDELITY SALEM STREET TRUST: FIDELITY FLEX INTERN INDEX FUND	565
1.268	D	FIDEURAM ASSET MANAGEMENT (IRELAND) FIDEURAM FUND EQUITY ITALY	590.000
1.267	D	FIDEURAM ASSET MANAGEMENT (IRELAND) FONDITALIA EQUITY ITALY	11.808.000
2.438	D	FIDEURAM INVESTIMENTI SGR S.P.A. - FIDEURAM ITALIA	368.000
680	D	FIL LIMITED	4.342
2.348	D	FIRE AND POLICE PENSION FUND SAN ANTONIO	305.600
2.075	D	FIRST STATE INVESTMENTS ICVC-FIRST STATE DIVERSIFIED GROWTH F	7.654
2.094	D	FIRST STATE SUPERANNUATION SCHEME	1.140.198
2.095	D	FIRST STATE SUPERANNUATION SCHEME	1.980.214
98	D	FIRST TRUST DYNAMIC EUROPE EQUITY INCOME	2.606.133
73	D	FIRST TRUST EUROPE ALPHADEX FUND	206.615
93	D	FIRST TRUST EUROZONE ALPHADEX ETF	9.895
101	D	FIRST TRUST RIVERFRONT DYN DEV INT ETF	32.672
100	D	FIRST TRUST RIVERFRONT DYNAMIC EUROPE ET	15.453
437	D	FLEXSHARES MORNINGSTAR DEVELOPED MARKETS	333.385
428	D	FLEXSHARES STOXX GLOBAL BROAD INFRASTRUC	3.228.860
420	D	FLEXSHARES STOXX GLOBAL ESG IMPACT INDEX	2.348
799	D	FLF STRATEGIC GLOBAL EQUITY FUND	247.618

## Elenco Intervenuti (Tutti ordinati alfabeticamente)

## Assemblea Ordinaria

Badge	Titolare		Ordinaria
	Tipo Rap.	Deleganti / Rappresentati legalmente	
2.299	D	FLORIDA COLLEGE SAVINGS PROGRAM	80.745
2.333	D	FLORIDA PREPAID COLLEGE PROGRAM	581.173
1.198	D	FLORIDA RETIREMENT SYSTEM	653.432
1.199	D	FLORIDA RETIREMENT SYSTEM	393.771
1.200	D	FLORIDA RETIREMENT SYSTEM	64.779
1.202	D	FLORIDA RETIREMENT SYSTEM	844.199
1.785	D	FLOURISH INVESTMENT CORPORATION	10.935.993
606	D	FM KIRBY DTD TRUST 1/3/75 FBO JEFFERSON W KIRBY	6.506
607	D	FM KIRBY TRUST DTD 1/3/75 FBO S DILLARD KIRBY	8.853
1.364	D	FOCUSED SICAV GLOBAL EQUITY STRATEGY (USD)	21.012
2.467	D	FONDACO ROMA EURO BALANCED CORE	3.185
224	D	FONDACO SIF	202.100
2.004	D	FONDATION LUCIE ET ANDRE CHAGNON	194.400
2.692	D	FONDAZIONE ROMA SIF	400.997
187	D	FONDIS	220.685
841	D	FONDO GESTIELLE OBIETTIVO EUROPA DI ALETTI GESTIELLE S.G.R.	200.000
842	D	FONDO GESTIELLE OBIETTIVO INTERNAZIONALE DI ALETTI GESTIELLE	200.000
838	D	FONDO GESTIELLE OBIETTIVO ITALIA DI ALETTI GESTIELLE S.G.R.	1.650.000
840	D	FONDO GESTIELLE PROFILO CEDOLA DI ALETTI GESTIELLE SGR SPA	330.000
633	D	FONDS COMMUN REG RETRAITE UNIVERSIT LAV	45.310
632	D	FONDS DE SOLIDARITE DES TRAV.QUEBEC FTQ	153.447
2.260	D	FOOD & AGRICULTURE ORGANISATION OF THE UNITED NATIONS.	255.301
2.130	D	FORD MOTOR COMPANY DEFINED BENEFIT MASTER TRUST	323.548
2.359	D	FORD MOTOR COMPANY OF CANADA, LIMITED PENSION TRUST	74.384
2.691	D	FORUM ONE	565.800
2.213	D	FOURTH AVENUE INVESTMENT COMPANY.	44.768
2.064	D	FP RUSSELL ICVC - INTERNATIONAL GROWTH ASSETS FUND	119.113
2.403	D	FP VERBATIM PORTFOLIO 5 INCOME FUND	60.000
1.025	D	FPCF ALLIANZ BEST STYLES	105.839
1.026	D	FPCF SSGA EDHEC	9.995
1.024	D	FPCF SSGA MSCI WORLD EXUS	107.643
773	D	FQ ESSENTIAL BETA FUND LTD	72.882
2.129	D	FRANCISCAN ALLIANCE, INC.	436.398
1.265	D	FRANKLIN MUTUAL EUROPEAN FUND	2.142.260
1.264	D	FRANKLIN MUTUAL GLOBAL DISCOVERY FUND	1.959.656
4	D	FRANKLIN TEMPLETON INVESTMENT FUNDS	18.417.484
2.332	D	FRESNO COUNTY EMPLOYEES' RETIREMENT ASSOCIATION	281.749
802	D	FRIENDS LIFE AND PENSIONS LIMITED	122.121
797	D	FRIENDS LIFE LIMITED	1.680.741
2.071	D	FRIENDS LIFE LIMITED	226.931
1.263	D	FRK MUT EURO FD	17.391.006
1.262	D	FRK MUT GLBL DISC FD	57.664.238
1.261	D	FRK MUT INTL FD	856.234
2.638	D	FRONTIERS INTERNATIONAL EQUITY POOL	67.635
2.212	D	FS OVERLAY C - PARAMETRIC	11.391
1.083	D	FSEAF F208	2.052.583

## Elenco Interventuti (Tutti ordinati alfabeticamente)

## Assemblea Ordinaria

Badge	Titolare		Ordinaria
	Tipo Rap.	Deleganti / Rappresentati legalmente	
888	D	FT ISE GLOBAL WIND ENERGY INDEX FND	251.218
846	D	FTB FBO MEA ADVANCE INVEST MANAGERS	51.566
796	D	FTSE ALL WORLD INDEX FUND	494.560
634	D	FU715 FONDS INDUSTRIELLE ALLIANCE	75.939
449	D	FUNDACAO CALOUSTE GULBENKIAN	206.497
2.210	D	FUNDO DE PENSOES	77.155
2.211	D	FUNDO DE PENSOES	258.556
2.365	D	FUTURE FUND BOARD OF GUARDIANS FOR AND ON BEHALF OF FUTURE F	2.116.459
756	D	GA FUND L	17.219
1.607	D	GABELLI UTILITIES FUND	250.000
1.797	D	GAM INVESTMENT MANAGEMENT (SWITZERLAND) AG	434.785
832	D	GAM INVESTMENT MANAGEMENT (SWITZERLAND) LTD.	235.540
1.798	D	GAM INVST MANAG (SWITZ) AG VI VORSORGEINV VI CORE AKTN AUSLAND	9.120
1.915	D	GAM STAR (LUX)	1.169.994
337	D	GAMMA EMIRATES INVESTMENT L.L.C. EM	21.226
2.367	D	GARD COMMON CONTRACTUAL FUND	73.461
1.333	D	GARI EUROPEAN EQUITY	23.478
2.323	D	GARRISON PROPERTY AND CASUALTY INSURANCE COMPANY	294.700
2.029	D	GE INVESTMENTS FUNDS, INC. - TOTAL RETURN FUND	251.900
1.563	D	GENERAL CONFERENCE CORPORATION OF SEVENTH DAY ADVENTISTS	313.808
1.610	D	GENERAL ELECTRIC PENSION TRUST	2.628.347
2.178	D	GENERAL PENSION AND SOCIAL SECURITY AUTHORITY	228.572
27	D	GENERALI INVESTMENTS EUROPE SPA SGR	2.806.218
28	D	GENERALI INVESTMENTS LUXEMBURG S.A.	2.895.103
839	D	GESTIELLE CEDOLA ITALY OPPORTUNITY DI ALETTI GESTIELLE SGR	850.000
1.055	D	GETF GABELLI UTILITY TRUST	300.000
58	D	GIM SPECIALIST INVESTMENT FUNDS	4.134.121
57	D	GIM TOKYO FD	424.076
281	D	GIVI GLOBAL EQUITY FUND CLT AC	96.509
1.884	D	GLOBAL ADVANTAGE FUNDS - MAJOR MARKETS TEILFONDS	132.422
2.245	D	GLOBAL BOND FUND	168.321
1.981	D	GLOBAL EX US ALPHA TILTS FUND B	8.562
827	D	GLOBAL INFRASTR DIV FOCUS EQUITY FUND	7.911.592
2.647	D	GLOBAL INFRASTRUCTURE EQUITY FUND LONDON CAPITAL	70.184
1.984	D	GLOBAL INTREPID - CANADA FUND	618.537
97	D	GLOBAL X SCIENTIFIC BETA EUROPE ETF	6.180
1.525	D	GMAM INVESTMENT FUNDS TRUST	673.786
1.526	D	GMAM INVESTMENT FUNDS TRUST	805.100
40	D	GMO ALPHA ONLY FUND	48.045
70	D	GMO FUNDS PLC	622.356
2.102	D	GMO GLOBAL EQUITY TRUST	12.902
1.645	D	GMO IMPLEMENTATION FUND	2.652.207
41	D	GMO INTERNATIONAL EQUITY FUND	6.787.484
46	D	GMO INTERNATIONAL LARGE/MID CAP EQUITY F	1.463
1.337	D	GMO MEANREVERSION FUND ONSHORE (A SERIES OF GMO MASTER PORT. (ONSHORE) LP) C/O GMO INV.	228.144
1.644	D	GMO TAX-MANAGED GLOBAL BALANCED PORTFOLIO	38.039

## Elenco Interventuti (Tutti ordinati alfabeticamente)

## Assemblea Ordinaria

Badge	Titolare	Tipo Rap.	Deleganti / Rappresentati legalmente	Ordinaria
39	D		GMO TAX-MANAGED INTERNATIONAL EQUITIES F	132.123
1.899	D		GOLDMAN SACHS FUNDS	5.714.158
1.900	D		GOLDMAN SACHS FUNDS II	208.253
1.901	D		GOLDMAN SACHS FUNDS II	73.786
878	D		GOLDMAN SACHS GMS ERISA GROUP TRUST	156.200
454	D		GOLDMAN SACHS STRATEGIC INTERNATIONAL EQ	599.820
1.507	D		GOLDMAN SACHS TRST II-GOLDMAN SACHS MULTI-MNGR GLOBAL EQT FUND	6.998
451	D		GOLDMAN SACHS TRUST - GOLDMAN SACHS DYNAMIC ALLOCATION FUND	406.618
1.509	D		GOLDMAN SACHS TRUST - GOLDMAN SACHS GLOBAL INFRASTRUCTURE FUND	10.184
1.508	D		GOLDMAN SACHS TRUST- GOLDMAN SACHS GLOBAL MANAGED BETA FUND	8.013
453	D		GOLDMAN SACHS TRUST- GOLDMAN SACHS INTER	233.525
1.510	D		GOLDMAN SACHS TRUST II GOLDMAN SACHS GQG PART INTL OPP FD	270.475
452	D		GOLDMAN SACHS TRUST-G.S.INTL.TAX MANAGED	3.267.978
1.147	D		GOUDSE LEVEN EV	75.000
1.788	D		GOV OF HM THE SULTAN AND YANG DI-PERTUAN OF BRUNEI DARUSSALAM	363.295
2.284	D		GOVERNMENT EMPLOYEES SUPERANNUATION BOARD	636.259
2.285	D		GOVERNMENT EMPLOYEES SUPERANNUATION BOARD	139.525
2.080	D		GOVERNMENT INSTITUTIONS PENSION FUND	530.429
1.361	D		GOVERNMENT OF NORWAY	161.120.902
1.792	D		GOVERNMENT OF THE PROVINCE OF ALBERTA	7.145.000
474	D		GOVERNMENT SUPERANNUATION FUND	1.482.312
2.216	D		GQG PARTNERS INTERNATIONAL EQUITY FUND-GQG PARTNERS SERIES LLC	801.420
2.520	D		GRD 12 ACTIONS	382.184
2.518	D		GRD 18 ACTIONS	206.445
2.515	D		GRD20	942.077
780	D		GREATER MANCHESTER PENSION FUND	735.817
903	D		GREAT-WEST INTERNATIONAL INDEX FUND	495.913
1.778	D		GREYSTONE GLOBAL INCOME + GROWTH FUND	94.448
1.777	D		GREYSTONE INTERNATIONAL INCOME AND GROWTH FUND	345.600
2.521	D		GROUPAMA ASSET MANAGEMENT	642.603
723	D		GROUPAMA GAN VIE	632.260
937	D		GS ACTIVE BETA INTL EQUITY ETF	287.448
938	D		GS ACTIVEBETA EUROPE ETF	30.591
1.045	D		GS KOKUSAI EQTY MASTER FD BNYMTCIL	497.639
1.874	D		GSO ADGM III COMMON CONTRACTUAL FUND	54.376
2.165	D		GUIDESTONE FUNDS INTERNATIONAL EQUITY FUND	1.577.192
2.166	D		GUIDESTONE FUNDS INTERNATIONAL EQUITY FUND	952.400
329	D		H.E.S.T. AUSTRALIA LIMITED	2.776.522
2.276	D		HAGFORS LIMITED	95.178
2.362	D		HALIFAX REGIONAL MUNICIPALITY MASTER TRUST	114.435
2.550	D		HARMO PLACEMENT 2	274.939
2.625	D		HARMONY OVERSEAS EQUITY POOL	75.800
365	D		HARTFORD LIFE INSURANCE COMPANY	278.385
1.674	D		HARTFORD MULTIFACTOR DEVELOPED MARKETS (EX-US) ETF	7.767

## Elenco Intervenuti (Tutti ordinati alfabeticamente)

## Assemblea Ordinaria

Badge	Titolare	Tipo Rap.	Deleganti / Rappresentati legalmente	Ordinaria
1.799	D		HARTFORD SCHRODERS INTERNATIONAL MULTI-CAP VALUE FUND	194.636
2.217	D		HASLAM FAMILY INVESTMENT PARTNERSHIP	2.276
1.464	D		HC CAPITAL TRUST- THE INSTITUTIONAL INTERNATIONAL EQUITY PTF	150.456
1.131	D		HE5F NJF INVEST GRP	246.551
1.132	D		HE6F NFJ INVEST GRP	31.005
1.584	D		HENDERSON DIVIDEND + INCOME BUILDER FUND	319.508
234	D		HENDERSON GLOBAL EQUITY INCOME FUND	17.327.773
225	D		HENDERSON HORIZON FUND SICAV	38.356
134	D		HENDERSON INSTIT EUROP INDEX OPP FUND	737.916
662	D		HENDERSON INTERNATIONAL INCOME TRUST PLC	891.500
133	D		HENDERSON INVESTMENT FUND OEIC	2.977.299
1.627	D		HEXAVEST ACWI EQUITY FUND	49.740
1.626	D		HEXAVEST EAFE EQUITY FUND	660.938
639	D		HEXAVEST EUROPAC FUND	94.130
638	D		HEXAVEST EUROPE FUND	2.255.514
1.628	D		HEXAVEST WORLD EQUITY FUND	579.381
1.070	D		HGHF HGHLD PBINF WLNGTN	75.844
1.071	D		HIGF HGHLD PBINF WLGTN CF	40.586
2.324	D		HONEYWELL INTERNATIONAL INC MASTER RETIREMENT TRUST	1.402.045
1.787	D		HONG KONG HOUSING SOCIETY	236.311
2.196	D		HONG KONG SAR GOVERNMENT EXCHANGE FUND	7.510.187
2.195	D		HOSPITAL AUTHORITY PROVIDENT FUND SCHEME	1.196.526
2.391	D		HP INVEST COMMON CONTRACTUAL FUND	26.874
2.392	D		HP INVEST COMMON CONTRACTUAL FUND	161.857
865	D		HRCR RPMT HAP RHUMBLINE EAFE	6.573
2.146	D		HRW TESTAMENTARY TRUST NO 1	74.837
2.158	D		HRW TESTAMENTARY TRUST NO 2	32.139
2.145	D		HRW TESTAMENTARY TRUST NO 3	19.837
2.155	D		HRW TESTAMENTARY TRUST NO 4	32.492
2.161	D		HRW TESTAMENTARY TRUST NO 5	32.649
2.154	D		HRW TESTAMENTARY TRUST NO 6	38.729
2.148	D		HRW TESTAMENTARY TRUST NO. 10	57.366
2.153	D		HRW TESTAMENTARY TRUST NO. 11	53.127
2.162	D		HRW TESTAMENTARY TRUST NO. 12	65.493
2.159	D		HRW TESTAMENTARY TRUST NO. 7	54.593
2.157	D		HRW TESTAMENTARY TRUST NO. 8	46.256
2.156	D		HRW TESTAMENTARY TRUST NO. 9	46.017
2.149	D		HRW TRUST NO 1 UAD 01/17/03	42.407
2.147	D		HRW TRUST NO 2 UAD 01/17/03	46.269
2.163	D		HRW TRUST NO 3 UAD 01/17/03	39.490
2.160	D		HRW TRUST NO 4 UAD 01/17/03	33.778
2.179	D		HSBC - NORTH AMERICA (U.S.) PENSION TRUST	652.750
2.597	D		HSBC ACTIONS DEVELOPPEMENT DURAB	999.002
2.062	D		HSBC AS TRUSTEE FOR SSGA EUROPE EX UK EQUITY TRACKER FUND	5.535.951
830	D		HSBC BALANCED FUND	187.646
805	D		HSBC ETFS PLC	455.762
2.360	D		HSBC EUROPEAN FUND	143.345
829	D		HSBC EUROPEAN GROWTH FUND	1.320.817

## Elenco Intervenuti (Tutti ordinati alfabeticamente)

## Assemblea Ordinaria

Badge	Titolare	Ordinaria
Tipo Rap.	Deleganti / Rappresentati legalmente	
801	D HSBC EUROPEAN INDEX FUND	1.476.059
806	D HSBC GLOBAL INVESTMENT FUNDS	533.680
808	D HSBC GLOBAL INVESTMENT FUNDS	79.903
807	D HSBC GLOBAL INVESTMENT FUNDS EUROPEAN EQ	452.429
107	D HSBC GROUP HONG KONG LOCAL STAFF RETIREMENT BENEFIT SCHEME	29.640
111	D HSBC GUARANTEED FUND	30.204
804	D HSBC INSTITUTIONAL TRUST SERVICES	343.554
2.361	D HSBC INTERNATIONAL EQUITY POOLED FUND	502.741
106	D HSBC LIFE (INTERNATIONAL) LIMITED	351.693
112	D HSBC MANAGED BALANCED FUND	19.948
110	D HSBC MANAGED GROWTH FUND	33.161
109	D HSBC MANAGED STABLE FUND	5.933
108	D HSBC MANAGED STABLE GROWTH FUND	1.774
685	D HSBC POOLED INVESTMENT FUND, HSBC POOLED EUROPEAN EQUITY FUND	7.274.060
2.398	D HSBC UCITS COMMON CONTRACTUAL FUND	35.660
2.300	D HUBBELL INCORPORATED MASTER PENSION TRUST	11.312
2.375	D IAGAM GLOBAL EQUITY TRUST	645.858
1.989	D IBM 401K PLUS PLAN	1.311.676
2.366	D IBM DIVERSIFIED GLOBAL EQUITY FUND	672.628
2.472	D IBM FRANCE	139.157
338	D IBM PERSONAL PENSION PLAN TRUST	700.140
1.527	D IBM RETIREMENT PLAN	52.225
71	D ICBC-CCBPAM GLOBAL OPPORTUNITY	8.430
1.633	D ICON INTERNATIONAL EQUITY FUND	177.000
674	D II EQUITIES EURO	535.000
2.335	D ILLINOIS MUNICIPAL RETIREMENT FUND	2.723.859
2.419	D ILLINOIS STATE BOARD OF INVESTMENT	830.969
2.668	D IMPERIAL GLOBAL EQUITY INCOME POOL	1.532.266
2.665	D IMPERIAL INTERNATIONAL EQUITY POOL	2.322.900
2.666	D IMPERIAL INTERNATIONAL EQUITY POOL	214.481
2.667	D IMPERIAL INTERNATIONAL EQUITY POOL	107.170
2.669	D IMPERIAL OVERSEAS EQUITY POOL	112.800
2.642	D IMPERIAL TOBACCO PENSION INVESTMENT TRUST FUND	227.816
1.166	D IN8 COP TREAS PWP RHUMLINE MSCI	9.882
1.225	D INDIANA PUBLIC RETIREMENT SYSTEM	941.279
1.300	D INDOCAM FLAMME	172.236
56	D ING DIRECT	559.731
1.650	D INTECH GLOBAL ALL COUNTRY ENHANCED INDEX FUND LLC	7.819
1.773	D INTEL CORPORATION RETIREE MEDICAL PLAN TRUST	49.044
2.261	D INTER AMERICAN DEVELOPMENT BANK STAFF RETIREMENT FUND	420.202
1.269	D INTERFUND SICAV INTERFUND EQUITY ITALY	5.468.000
1.980	D INTERNATIONAL ALPHA TILTS FUND B	403.561
1.254	D INTERNATIONAL BANK FOR RECONSTRUCTION AND DEVELOPMENT	44.318
1.255	D INTERNATIONAL BANK FOR RECONSTRUCTION AND DEVELOPMENT	62.101
1.256	D INTERNATIONAL BANK FOR RECONSTRUCTION AND DEVELOPMENT	389.047

## Elenco Intervenuiti (Tutti ordinati alfabeticamente)

## Assemblea Ordinaria

Badge	Titolare		Ordinaria
	Tipo Rap.	Deleganti / Rappresentati legalmente	
1.257	D	INTERNATIONAL BANK FOR RECONSTRUCTION AND DEVELOPMENT	55.718
2.220	D	INTERNATIONAL EQUITY FUND	107.178
1.503	D	INTERNATIONAL EXPATRIATE BENEFIT MASTER TRUST	37.133
540	D	INTERNATIONAL FUND MANAGEMENT S.A.	24.010
546	D	INTERNATIONAL FUND MANAGEMENT S.A. RE IF	3.170.000
547	D	INTERNATIONAL FUND MANGEMENT S.A. RE IFM	520.000
398	D	INTERNATIONAL GROWTH AND INCOME FUND	23.080.500
2.116	D	INTERNATIONAL LP I	7.320
1.511	D	INTERNATIONAL MONETARY FUND	318.037
2.265	D	INTERNATIONAL MONETARY FUND STAFF RETIREMENT PLAN	56.500
2.266	D	INTERNATIONAL MONETARY FUND STAFF RETIREMENT PLAN	39.738
88	D	INTERNATIONAL MULTI-ASSET DIVERSIFIED IN	20.884
1.497	D	INTERNATIONAL PAPER CO COMMINGLED INVESTMENT GROUP TRUST	2.014.237
1.971	D	INTERNATIONAL TILTS MASTER PORTFOLIO OF MASTER INVESTMENT PTF	6.180
2.218	D	INTERVENTURE EQUITY INVESTMENTS LIMITED	118.551
2.219	D	INTERVENTURE EQUITY INVESTMENTS LIMITED	323.000
1.013	D	INTL ENHANCED INDEX	131.317
1.030	D	INTL EQUITY FUND MONDRIAN	1.531.911
1.985	D	INTREPID INTERNATIONAL - CANADA FUND	64.779
1.061	D	INVESCO FUNDS	10.491.195
1.155	D	INVESCO PERPETUAL GLOBAL TARGETED INCOME FUND	26.712
2.056	D	INVESTEC FUND MANAGERS SA LIMITED	19.081
1.883	D	INVESTEC GLOBAL STRATEGY FUND	10.858.483
2.180	D	INVESTMENT MASTER TRUST OF EXELIS INC.	228.738
15	D	INVESTMENT PRIVATFONDS GMBH	674.481
1.204	D	INVESTMENT SOLUTIONS LIMITED	193.734
236	D	IPAC SPEC INV STR INT SHARE STR NO 9	229.182
237	D	IPAC SPEC INV STR INT SHARE STR NO 9	1.125.381
2.435	D	IPM EQUITY UMBRELLA FUND	85.135
933	D	IQ 50 PERCENT HEDGED FTSE EURO ETF	71.921
932	D	IQ 50 PERCENT HEDGED FTSE INTL ETF	112.170
690	D	IRCOM RETRAITE DIVERSIFIE	260.000
1.397	D	IRISH LIFE ASSURANCE	62.865
1.398	D	IRISH LIFE ASSURANCE	3.413.319
1.399	D	IRISH LIFE ASSURANCE	47.770
1.400	D	IRISH LIFE ASSURANCE	194.478
1.401	D	IRISH LIFE ASSURANCE PLC	816.693
2.461	D	ISE - DYNAMIC INCOME MULTITRENDER - 01/2016	31.663
2.456	D	ISE - GLOBAL DYNAMIC MULTITRENDER - 06/2015	52.847
2.459	D	ISE - GLOBAL INCOME MULTITRENDER - 09/2015	142.189
2.463	D	ISE - MULTIASET ABSOLUTE 3 ANNI - 04/2016	81.909
2.464	D	ISE - MULTIASET ABSOLUTE 3 ANNI - 07/2016	70.151
2.462	D	ISE - MULTIASET CEDOLA GLOBALE - 02/2016	263.643
2.460	D	ISE - MULTIASET CEDOLA GLOBALE - 12/2015	244.958
2.454	D	ISE - VALORE CEDOLA GLOBALE - 02/2015	251.776
2.455	D	ISE - VALORE CEDOLA GLOBALE - 04/2015	107.388
2.457	D	ISE - VALORE CEDOLA GLOBALE - 07/2015	60.968

## Elenco Interventuti (Tutti ordinati alfabeticamente)

## Assemblea Ordinaria

Badge	Titolare	Ordinaria
Tipo Rap.	Deleganti / Rappresentati legalmente	
2.458	D ISE - VALORE CEDOLA GLOBALE - 09/2015	61.099
1.950	D ISHARES CORE MSCI EAFE ETF	11.608.046
1.954	D ISHARES CORE MSCI EAFE IMI INDEX ETF	338.281
1.956	D ISHARES CORE MSCI EUROPE ETF	1.460.820
1.951	D ISHARES CORE MSCI TOTAL INTERNATIONAL STOCK ETF	1.753.340
1.959	D ISHARES EDGE MSCI INTL SIZE FACTOR ETF	1.902
1.958	D ISHARES EDGE MSCI INTL VALUE FACTOR ETF	106.752
113	D ISHARES EURO STOXX 50 INDEX ETF	17.783
1.939	D ISHARES EUROPE ETF	2.424.320
1.946	D ISHARES GLOBAL INFRASTRUCTURE ETF	6.100.527
1.961	D ISHARES GLOBAL MONTHLY DIVIDEND INDEX ETF (CAD-HEDGED)	48.231
1.942	D ISHARES GLOBAL UTILITIES ETF	957.716
2.042	D ISHARES I INV MIT TGV F ISHS ST EUROPE 600 UTILITIES UCITS ETF	9.590.156
2.030	D ISHARES II PUBLIC LIMITED COMPANY	33.950.055
2.033	D ISHARES III PUBLIC LIMITED COMPANY	2.553.942
1.960	D ISHARES INTERNATIONAL FUNDAMENTAL INDEX ETF	186.245
1.947	D ISHARES INTERNATIONAL SELECT DIVIDEND ETF	3.443.481
2.035	D ISHARES IV PUBLIC LIMITED COMPANY	2.468.214
1.937	D ISHARES MSCI ACWI ETF	867.923
1.938	D ISHARES MSCI ACWI EX US ETF	776.221
1.957	D ISHARES MSCI EAFE ESG OPTIMIZED ETF	109.580
1.940	D ISHARES MSCI EAFE ETF	39.213.412
1.941	D ISHARES MSCI EAFE VALUE ETF	5.505.686
1.955	D ISHARES MSCI EUROPE IMI INDEX ETF	123.863
1.943	D ISHARES MSCI EUROZONE ETF	17.415.730
1.952	D ISHARES MSCI INTERNATIONAL DEVELOPED ETF	11.248
1.944	D ISHARES MSCI ITALY CAPPED ETF	13.594.510
1.945	D ISHARES MSCI KOKUSAI ETF	41.662
1.953	D ISHARES MSCI WORLD ETF	84.746
2.031	D ISHARES PUBLIC LIMITED COMPANY	4.834.778
2.032	D ISHARES V PUBLIC LIMITED COMPANY	458.954
2.034	D ISHARES VI PUBLIC LIMITED COMPANY	345.383
2.036	D ISHARES VII PLC	14.556.077
2.643	D IUOE LOCAL 793 MEMBERS PENSION BENEFITTRUST OF ONTARIO	269.666
1.169	D IVY APOLLO MLT ASSET INC GEI IVY	913.370
1.178	D IVY EUROPEAN OPP	674.300
1.181	D IVY GLBL EQUITY INC	1.375.800
907	D IWHF LSV ASSET INVESTMENT	88.800
2.589	D IXIS EURO ACTIONS	1.917.832
1.302	D IXIS FLAMME	228.468
1.502	D J & J PENSION FUND OFF	54.836
604	D JAB CONSOLIDATED LTD	1.426
1.402	D JANUS CAPITAL FUND PLC	159.949
1.646	D JANUS CAPITAL MANAGEMENT LLC	20
1.533	D JAPAN TRUSTEE SERV BK LTD ATF SMTB PIMCO RAE LO VOL FR EQT M F	8.321
47	D JAPAN TRUSTEE SERVICES BANK LTD	41.093
48	D JAPAN TRUSTEE SERVICES BANK LTD	180.000
49	D JAPAN TRUSTEE SERVICES BANK LTD	36.642



## Elenco Intervenuiti (Tutti ordinati alfabeticamente)

## Assemblea Ordinaria

Badge	Titolare	Ordinaria
Tipo Rap.	Deleganti / Rappresentati legalmente	
52	D JAPAN TRUSTEE SERVICES BANK LTD	4.000
59	D JAPAN TRUSTEE SERVICES BANK LTD	90.000
60	D JAPAN TRUSTEE SERVICES BANK LTD	24.000
61	D JAPAN TRUSTEE SERVICES BANK LTD	37.700
72	D JAPAN TRUSTEE SERVICES BANK LTD	269.262
75	D JAPAN TRUSTEE SERVICES BANK LTD	39.202
681	D JAPAN TRUSTEE SERVICES BANK LTD	103.608
1.403	D JAPAN TRUSTEE SERVICES BANK, LTD	411.843
1.158	D JDRF LSV NON US LONG	475.600
1.096	D JDRF MONDRIAN INVESTMENT	926.173
605	D JFB I LTD	1.345
432	D JNL/BLACKROCK GLOBAL ALLOCATION FUND	1.451.111
446	D JNL/BROOKFIELD GLOBAL INFRASTRUCTURE FUND	2.218.200
438	D JNL/MELLON CAPITAL INTNAL INDEX FUND	1.133.749
426	D JNL-S&P INTERNATIONAL 5 FUND	215.721
770	D JO HAMBRO CAPITAL MANAGEMENT UMBRELLA FU	2.451.255
2.135	D JOHCM INTERNATIONAL OPPORTUNITIES FUND	17.759
1.477	D JOHN HANCOCK ENDURING EQUITY FUND	748.298
1.404	D JOHN HANCOCK FUNDS II GLOBAL ABSOLUTE RETURN STRATEGIES FUND	3.167.527
1.405	D JOHN HANCOCK FUNDS II INTERNATIONAL STRATEGIC EQUITY ALLOCATION FUND	877.073
1.479	D JOHN HANCOCK FUNDS II STRATEGIC EQUITY ALLOCATION FUND	1.303.542
1.406	D JOHN HANCOCK GLOBAL FOCUSED STRATEGIES FUND	52.154
2.010	D JOHN HANCOCK INSURANCE COMPANY OF VERMONT	34.897
1.518	D JOHN HANCOCK LIFE AND HEALTH INSURANCE COMPANY	365.073
1.478	D JOHN HANCOCK VAR INS TRUST STRATEGIC EQUITY ALLOCATION TRUST	2.077.243
1.407	D JOHN HANCOCK VARIABLE INSURANCE TRUST INTERNATIONAL EQUITY INDEX TRUST	253.630
1.469	D JOHN HANCOCK VARIABLE INSURANCE TRUST UTILITIES TRUST	1.996.321
1.648	D JOHNSON & JOHNSON PENSION & SAVINGS PLANS MASTER TRUST	198.000
372	D JP MORGAN CHASE RETIREMENT PLAN	993.089
356	D JP MORGAN FUND ICVC- JPM GLOBAL MACRO OP	6.444.714
1.546	D JP TR SERV BK LTD ATF MATB MSCI KOKUSAI INDEX MOTHER F	159.409
1.567	D JP TRU SERVICES BK, LTD. AS TRU FOR SMTB GMAS EQ MOTHER FD	18.114
371	D JPM CHASE BANK - PB - UK CORPORATIONS	80.179
415	D JPM MULTI-ASSET INCOME FUND	103.197
375	D JPMORGAN CHASE BANK N.A.	8.248
376	D JPMORGAN CHASE BANK N.A.	26.534
593	D JPMORGAN DIVERS RETURN EU EQUIT ETF	26.120
574	D JPMORGAN DIVERSIFIED FUND	290.499
587	D JPMORGAN DIVERSIFIED REAL RETURN FUND	23.959
117	D JPMORGAN EUROPE STRATEGIC DIVIDEND FUND	23.752
533	D JPMORGAN EUROPEAN INVESTMENT TRUST PLC	384.708
416	D JPMORGAN FUND ICVC - JPM CAUTIOUS MANAG	626.321
412	D JPMORGAN FUND II ICVC - JPM BALANCED MAN	21.094

## Elenco Intervenuti (Tutti ordinati alfabeticamente)

## Assemblea Ordinaria

Badge	Titolare	Ordinaria
Tipo Rap.	Deleganti / Rappresentati legalmente	
5	D JPMORGAN FUNDS	5.224.402
2.694	D JPMORGAN FUNDS (IRELAND) ICAV	4.194
7	D JPMORGAN FUNDS EUROPEAN BANK AND BUSINESS CENTRE	2.144.074
580	D JPMORGAN GLOBAL ALLOCATION FUND	524.701
581	D JPMORGAN GLOBAL RESEARCH ENHANCED INDEX FUND	3.225.979
575	D JPMORGAN INCOME BUILDER FUND	1.422.428
573	D JPMORGAN INSURANCE TRUST GLOBAL ALLOCATI	17.304
578	D JPMORGAN INTERNAT.RESEARCH ENHANCED EQUI	2.413.502
380	D JPMORGAN INTERNATIONAL OPPORTUNITIES FUN	8.723.957
377	D JPMORGAN INTERNATIONAL VALUE FUND	2.970.145
383	D JPMORGAN INTREPID INTERNATIONAL FUND	3.332.148
6	D JPMORGAN INVESTMENT FUNDS	48.800.638
459	D JPMORGAN LIFE LIMITED	84.259
460	D JPMORGAN LIFE LIMITED	30.140
669	D JPMORGAN MULTI BALANCED FUND	201.595
115	D JPMORGAN MULTI INCOME FUND	526.223
676	D JSS INVESTMENTFONDS	1.756.565
45	D JTSB STB DAIWA STOCK INDEX FUND 9807	178.334
2.132	D JTW TRUST NO. 1 UAD 9/19/02	23.997
2.134	D JTW TRUST NO. 2 UAD 9/19/02	28.836
2.131	D JTW TRUST NO. 3 UAD 9/19/02	40.707
2.133	D JTW TRUST NO. 4 UAD 9/19/02	52.574
1.911	D JULIUS BAER MULTISTOCK	2.193.898
2.248	D K INVESTMENTS SH LIMITED	1.149.920
833	D KAIROS INTERNATIONAL SICAV - ITALIA	2.500.000
835	D KAIROS INTERNATIONAL SICAV - RISORGIMENTO	1.500.000
834	D KAIROS INTERNATIONAL SICAV - TARGET ITALY ALPHA	500.000
1.466	D KAISER FOUNDATION HOSPITALS	331.300
1.463	D KAISER PERMANENTE GROUP TRUST	1.378.169
1.667	D KANSAS PUBLIC EMPLOYEES RETIREMENT SYSTEM	1.847.947
868	D KAPITALFORENINGEN EMD INVEST, GLOBALE AK TIER/II	45.086
869	D KAPITALFORENINGEN EMD INVEST, GLOBALE AK TIER/III	53.423
534	D KAPITALFORENINGEN ISTITUTIONEL INVESTOR EUROPAELSKA AKTIER	177.387
521	D KAPITALFORENINGEN PENSAM INVEST PSI	44.760
520	D KAPITALFORENINGEN PENSAM INVEST PSI 30 EUROPAEISKE AKTIER	1.367.405
592	D KATHERINE C. MOORE CHARITABLE LEAD ANNUITY TRUST II	6.060
668	D KBI GLOBAL RESOURCES SOLUTIONS CIT	36.246
121	D KEMPEN EUROPEAN HIGH DIVIDEND FUND N.V.	7.035.100
293	D KEMPEN INTERNATIONAL FUNDS	1.482.650
2.181	D KENT COUNTY COUNCIL SUPERANNUATION FUND	1.023.540
1.904	D KIEGER FUND I	24.729
494	D KIRCHHEIM UNTER TECK FONDS	8.000
2.413	D KLEINWORT BENSON INVESTORS INSTITUTIONAL FUND PLC	193.248
2.399	D KLEINWORT BENSON INVESTORS MASTER INVESTMENT FUND	12.120
1.278	D KOKUSAI EQUITY INDEX FUND	92.793
2.422	D KOMMUNAL LANDSPENSJONSKASSE GJENSIDIG FORSIKRINGSSKAP	546.748
1.408	D KOREA POST	318.803

## Elenco Interventuti (Tutti ordinati alfabeticamente)

## Assemblea Ordinaria

Badge	Titolare		Ordinaria
	Tipo Rap.	Deleganti / Rappresentati legalmente	
1.666	D	KP INTERNATIONAL EQUITY FUND	151.868
210	D	KREBSHILFE 2 FONDS	6.178
1.097	D	KRESGE LA CAPITAL EAFE SUB2	23.934
2.482	D	L.S. DYNAMIQUE	13.473
2.506	D	LA BANQUE POSTALE ASSET MANAGEMENT	267.681
610	D	LA CAISSE COMMUNE DES COMMISSIONS DES REGIMES DES EMPLOYES MANUELS DE LA VILLE DE MONTREAL	99.894
612	D	LABORERS PENSION FUND OF WESTERN CANADA	136.800
1.186	D	LAFARGE SANDERS	197.200
2.223	D	LAKE AVENUE INVESTMENTS, LLC	156.281
1.614	D	LAND BK OF TW IN ITS CAP AS MSTR CUS OF FR TEM SIN M-A INC B F	28.195
2.118	D	LANSLOWNE DEVELOPED MARKETS MASTER FUND LIMITED	60.610
1.348	D	LANSLOWNE ENERGY DYNAMICS MASTER LP	2.644.708
1.366	D	LANSLOWNE ICAV-LANSLOWNE CLEAN ENERGY FUND	661.547
1.472	D	LAUDUS INTERNATIONAL MARKETMASTERS FUND	30.819
1.473	D	LAUDUS MONDRIAN INTERNATIONAL EQUITY FUND	629.491
1.124	D	LAWRENCE LIVERMORE NATIONAL SECURITY LLC AND LOS ALAMOS NATIONAL SECURITY LLC DEFINED BENEFIT BENEFIT PLANGROUP TRUST	233.270
1.498	D	LAZARD ASSET MANAGEMENT LLC	3.602
1.499	D	LAZARD INTERNATIONAL EQUITY ADVANTAGE PORTFOLIO	1.510
1.009	D	LB CROYDON LGIM	276.000
2.514	D	LBP INDEX EURO PEA 90 SEPTEMBRE2021	39.046
2.502	D	LBPAM ACTIONS DIVIDENDES EUROPE	2.816.723
2.497	D	LBPAM ACTIONS INDICE	1.930.610
2.499	D	LBPAM PROFIL 100	312.062
2.498	D	LBPAM PROFIL 80 PEA	537.509
2.522	D	LBPAM STRATEGIE PEA 1	316.323
2.581	D	LCL ACTIONS EURO HAUT RENDEMENT	468.692
2.582	D	LCL ACTIONS EURO MIN VAR	244.099
2.584	D	LCL ACTIONS EUROPE MAX DIV.	37.392
2.583	D	LCL ACTIONS EUROPE SMART BETA	39.469
2.417	D	LEGAL & GENERAL AUTHORISED CONTRACTUAL SCHEME	107.221
2.404	D	LEGAL & GENERAL GLOBAL EQUITY INDEX FUND	22.180
2.409	D	LEGAL & GENERAL ICAV	58.153
2.224	D	LEGAL & GENERAL MSCI EAFE FUND, LLC	321.491
2.249	D	LEGAL & GENERAL MSCI EAFE SL FUND, LLC	270.152
1.409	D	LEGAL AND GENERAL ASSURANCE PENSIONS MANAGEMENT LIMITED	47.153.297
1.410	D	LEGAL AND GENERAL ASSURANCE SOCIETY LIMITED	180.106
2.416	D	LEGAL AND GENERAL AUTHORISED CONTRACTUAL SCHEME	42.691
1.411	D	LEGAL AND GENERAL COLLECTIVE INVESTMENT TRUST	1.060.527
245	D	LEGALSUPER	140.324
1.457	D	LEGG MASON DEVELOPED EX-US DIVERSIFIED CORE ETF	7.251
2.693	D	LEGG MASON GLOBAL INFRASTRUCTURE ETF	15.777
2.225	D	LEHMAN-STAMM FAMILY PARTNERS LLC	3.944
1.028	D	LFIF LSV ASSET MGMT	312.200
284	D	LGT MULTI MANAGER FUND	612.002
1.228	D	LINCOLN VARIABLE INSURANCE PRODUCTS TRUST LVIP SSGA INTERNATIONAL INDEX FUND	1.348.384
781	D	LINCOLNSHIRE COUNTY COUNCIL PENSION FUND	171.408

## Elenco Intervenuti (Tutti ordinati alfabeticamente)

## Assemblea Ordinaria

Badge	Titolare		Ordinaria
	Tipo Rap.	Deleganti / Rappresentati legalmente	
1.301	D	LION FLAMME	147.742
1.123	D	LLNS LLC AND LANS LLC DEFINED BENEFIT PLAN GROUP TRUST	124.609
1.143	D	LMCG GLOBAL MULTICAP FUND	980
906	D	LMIF NUMERIC EUROPE CORE	729.200
1.698	D	LOCKHEED MARTIN CORP DEFINED CONTRIBUTION PLAN MASTER TRUST	318.523
2.340	D	LOCKHEED MARTIN CORPORATION MASTER RETIREMENT TRUST	454.614
2.341	D	LOCKHEED MARTIN CORPORATION MASTER RETIREMENT TRUST	237.083
810	D	LOMBARD ODIER FUNDS (SWITZERLAND) SA I3D	976.801
2.055	D	LONDON BOROUGH OF TOWER HAMLET'S PENSION FUND	174.349
2.646	D	LONDON LIFE INSURANCE COMPANY .	2.356.082
1.600	D	LORD ABBET SECURITIES TRUST-LORD ABBETT INT CORE EQ F	1.690.148
1.670	D	LORD ABBETT INTERNATIONAL CORE EQUITY TRUST	93.243
1.599	D	LORD ABBETT SERIES FUND, INC. - INTERNATIONAL CORE EQ PTF	193.435
2.338	D	LOS ANGELES CITY EMPLOYEES RETIREMENT SYSTEM	2.485.801
1.669	D	LOS ANGELES COUNTY EMPLOYEES RETIREMENT ASSOCIATION	104.000
951	D	LOUISIANA SHERIFFS ARROWSTREET	64.546
1.171	D	LOUISIANA STATE ERS MONDRIAN LG CAP	1.207.600
1.170	D	LOUISIANA STATE ERS MSCI EXUS INDEX	856.412
1.172	D	LOUISIANA STATE ERS TERROR FREE INT	34.209
2.229	D	LOY PARTNERSHIP, LLC	47.438
2.247	D	LSAAV, LLC	30.800
2.251	D	LSV INTERNATIONAL (AC) VALUE EQUITY FUND, LP	1.611.600
2.250	D	LSV INTERNATIONAL VALUE EQUITY LP	21.400
2.182	D	LSV INTERNATIONAL VALUE EQUITY TRUST	2.650.700
879	D	LSV NONUS EQUITY LLCLC	718.600
1.412	D	LSV1EHE, LSV2EHE	24.300
2.226	D	LTW GROUP HOLDINGS, LLC	99.478
2.227	D	LTW INVESTMENTS LLC	93.954
1.146	D	LUCENT TECHNOLOGIES INC MASTER PENSION TRUST	69.347
2.645	D	LUCENT TECHNOLOGIES INC. DEFINED CONTRIBUTION PLAN MASTER TRUST	201.190
409	D	LUCRF PTY LTD FOR THE LABOUR UNION CO-O	52.429
2.228	D	LUNA LLC	3.297
2.487	D	LV CHALLENGE	86.642
1.227	D	LVIP FRANKLIN TEMPLETON GLOBAL EQUITY MANAGED VOLATILITY FUND	196.199
1.226	D	LVIP MONDRIAN INTERNATIONAL VALUE FUND	5.638.987
1.321	D	LYX MSCI EMU ETF - D - EUR	530.032
1.320	D	LYX MSCI EMU ETF - MH C-CHF	2.904
1.331	D	LYXOR EURO STOXX 300	153.743
1.334	D	LYXOR EURO STOXX 50 (DR)	383.232
1.324	D	LYXOR INDEX FUND EURO	22.044
1.332	D	LYXOR STOXX EUROPE 600	112.037
657	D	M AND S WORLDWIDE MANAGED FUND WORL	350.434
975	D	MIRF ALLIANCE BERNSTEIN F	151.780




207

## Elenco Interventuti (Tutti ordinati alfabeticamente)

## Assemblea Ordinaria

Badge	Titolare	Ordinaria
Tipo Rap.	Deleganti / Rappresentati legalmente	
978	D M1RF ARROWSTREET FOREIGNL	317.591
1.316	D MACIF CROIS DURABLE EUROPE	1.234.603
1.315	D MACIF CROISSANCE DURABLE ET SO	88.210
286	D MACQUARIE - GLOBAL LISTED INFR FD	185.791
637	D MACQUARIE GLOBAL INFRASTRUCTURE INCOME F	88.367
1.259	D MACQUARIE GLOBAL INFRASTRUCTURE TOTAL RETURN FUND INC	1.703.915
78	D MACQUARIE GLOBAL LISTED INFRASTRUCTURE C	265.015
1.413	D MACQUARIE INVESTMENT MANAGEMENT LIMITED	2.103.037
1.295	D MAIF CROISSANCE DURABLE	179.877
722	D MAIF INVEST RESPO EUROPE	388.377
321	D MAINFRANKEN WERTKONZEPT AUSGEWOGEN	17.000
2.045	D MAINSTAY 130/30 INTERNATIONAL FUND	1.035.122
1.640	D MAINSTAY VP MFS UTILITIES PORTFOLIO	7.895.688
2.025	D MAJOR LEAGUE BASEBALL PLAYERS PENSION PLAN	328.500
1.339	D MAN NUMERIC EUROPEAN ALPHA RESTRICTED MAPLESCORP SERVICES LTD	1.400.904
2.051	D MANAGED PENSION FUNDS LIMITED	6.636.154
617	D MANULIFE ASSET MANAGEMENT GLOBAL FUND	801.495
1.865	D MANULIFE ASSET MANAGEMENT INTERNATIONAL EQUITY INDEX POOLED F	196.459
618	D MANULIFE GLOBAL DIVIDEND GROWTH FUND	770.293
647	D MANULIFE GLOBAL ENHANCED EQUITY FUND AQR	3.175
645	D MANULIFE GLOBAL INFRASTRUCTURE FUND	724.900
643	D MANULIFE INTERNATIONAL EQUITY INDEX FUND	33.427
644	D MANULIFE INVESTMENT EXCHANGE FUND CORP	252.000
646	D MANULIFE SOBEYS GLOBAL EQUITY FUND UT	341.400
2.686	D MARANIC II LLC .	8.406
2.136	D MARGARET A. CARGILL FOUNDATION	145.685
2.271	D MARITIME AND PORT AUTHORITY OF SINGAPORE	366.199
1.446	D MARITIME SUPER	149.300
1.615	D MARQUIS INSTITUTIONAL GLOBAL EQUITY PORTFOLIO	51.650
2.183	D MARSH AND MCLENNAN MASTER RETIREMENT TRUST	351.900
2.184	D MARSH AND MCLENNAN MASTER RETIREMENT TRUST	416.003
1.676	D MARYLAND STATE RETIREMENT & PENSION SYSTEM	1.865.751
1.287	D MASSMUTUAL SELECT BLACKROCK GL	220.084
2.011	D MASSMUTUAL SELECT DIVERSIFIED INTERNATIONAL FUND	59.588
1.639	D MASSMUTUAL SELECT OVERSEAS FUND	465.251
2.312	D MASTER TR AGREE BETWEEN PFIZER INC AND THE NORTHERN TR CO	2.462.389
2.313	D MASTER TR AGREE BETWEEN PFIZER INC AND THE NORTHERN TR CO	255.134
471	D MASTER TRUST BANK OF JAPAN, LTD. PENSION	9.676.019
1.982	D MASTER TRUST FOR CERTAIN TAX-QUAL BECHTEL RETIREMENT PLANS	289.312
567	D MASTER TRUST FOR NATIONAL PENSION FD	96.828
2.649	D MCGILL UNIVERSITY PENSION FUND	92.464
1.072	D MCKINLEY CAPITAL COLLECTIVE INVESTMENT TRUST	303.210
998	D MCKINLEYCAPINTLGROWT	507.300
1.685	D MD EQUITY FUND	413.850
1.686	D MD EQUITY FUND	105.800
1.684	D MD INTERNATIONAL VALUE FUND	152.189

## Elenco Intervenuti (Tutti ordinati alfabeticamente)

## Assemblea Ordinaria

Badge	Titolare	Ordinaria
Tipo Rap.	Deleganti / Rappresentati legalmente	
1.688	D MD INTERNATIONAL VALUE FUND	39.200
1.683	D MDPIM INTERNATIONAL EQUITY POOL	373.100
1.687	D MDPIM INTERNATIONAL EQUITY POOL	1.312.658
2.545	D MEDI ACTIONS	1.500.000
2.437	D MEDIOLANUM GESTIONE FONDI SGR S.P.A - FLESSIBILE ITALIA	7.000.000
291	D MEDIOLANUM SPEC SICAV-SIF EQUITY INCOME	75.000
1.220	D MEDTRONIC DEFINED CONTRIBUTION PLAN MASTER TRUST	37.503
1.573	D MERCER DIOCESE OF BROOKLYN GROWTH STRATEGY	156.815
1.574	D MERCER DIOCESE OF BROOKLYN GROWTH STRATEGY	158.300
1.575	D MERCER DIOCESE OF BROOKLYN LAY PENSION INVESTMENT TRUST	78.140
1.576	D MERCER DIOCESE OF BROOKLYN LAY PENSION INVESTMENT TRUST	78.900
1.694	D MERCER GLOBAL EQUITY FUND	180.695
1.695	D MERCER GLOBAL EQUITY FUND	314.747
1.690	D MERCER INTERNATIONAL EQUITY FUND	100.000
2.008	D MERCER NON-US CORE EQUITY FUND	975.027
2.009	D MERCER NON-US CORE EQUITY FUND	932.800
2.287	D MERCER OSS TRUST	1.162.034
2.286	D MERCER PASSIVE INTERNATIONAL SHARES FUND	164.704
1.692	D MERCER QIF CCF	6.182.419
1.693	D MERCER QIF FUND PLC	101.228
243	D MERCER UNHEDGED OVERSEAS SHARES TRUST	170.800
244	D MERCER UNHEDGED OVERSEAS SHARES TRUST	118.436
2.001	D MERCY HEALTH	186.269
2.024	D MERCY HEALTH RETIREMENT TRUST	40.899
1.229	D MERCY INVESTMENT SERVICES, INC.	67.793
2.097	D MERCY SUPER	49.900
31	D MERRILL LYNCH INTERNATIONAL	1.745.281
30	D MERRILL LYNCH PROFESSIONAL CLEARING CORP	6.139.937
2.390	D MERSEYSIDE PENSION FUND	300.000
1.579	D MET INVESTOR SERIES TRUST-ALLIANC GLOBAL DYNAMIC ALL PTF	775.255
1.998	D MET INVESTOR SERIES TRUST-MFS RESEARCH INTERNATIONAL PTF	4.000.992
1.581	D MET INVESTORS SERIES TRUST- JPMORGAN GLOBAL ACTIVE ALL PTF	1.905.374
1.699	D MET INVESTORS SERIES TRUST- PANAGORA GLO DIVERSIFIED RISK PTF	11.684
1.580	D MET INVESTORS SERIES TRUST- SCHRODERS GLOBAL MULTI-ASSET PTF	179.232
1.891	D METALLRENTE FONDS PORTFOLIO	167.306
1.521	D METROPOLITAN LIFE INSURANCE COMPANY	289.164
2.005	D METROPOLITAN SERIES FUND- MSCI EAFE INDEX PORTFOLIO	626.740
1.208	D METROPOLITAN WATER RECLAMATION DISTRICT RETIREMENT FUND	121.966
1.820	D METZLER ASSET MANAGEMENT GMBH FOR MI-FONDS 415	1.903.915
1.272	D METZLER STRATEGIC INV PUB LIM	81.280
2.230	D MF INTERNATIONAL FUND LLC	15.300
1.342	D MFS BLENDED RESEARCH GLOBAL EQUITY EXTENSION FUND	390.672

## Elenco Intervenuti (Tutti ordinati alfabeticamente)

## Assemblea Ordinaria

Badge	Titolare	Ordinaria
Tipo Rap.	Deleganti / Rappresentati legalmente	
649	D MFS CANADIAN EQUITY PLUS FUND	14.229
1.506	D MFS DEVELOPMENT FUNDS, LLC	16.657
579	D MFS GLOBAL ALTERNATIVE STRATEGY FUND	29.398
648	D MFS GLOBAL RESEARCH FUND	805.248
1.505	D MFS HERITAGE TRUST COMPANY COLLECTIVE INVESTMENT TRUST	328.696
583	D MFS INTERNATIONAL RESEARCH EQUITY LLC	90.232
1.903	D MFS MERIDIAN FUNDS	7.060.044
1.283	D MFS RESEARCH INT FDP FUND OF	263.930
1.987	D MFS RESEARCH INTERNATIONAL FUND	13.901.115
433	D MFS UTILITIES FUND	24.723.312
1.504	D MFS VARIABLE INSURANCE TRUST - MFS UTILITIES SERIES	9.768.066
1.986	D MFS VARIABLE INSURANCE TRUST II - MFS GLOBAL RESEARCH PTF	123.309
1.988	D MFS VARIABLE INSURANCE TRUST II - MFS RESEARCH INT PORTFOLIO	862.769
1.052	D MGF LSV INTL LCV	144.800
1.689	D MGI FUNDS PLC	89.607
1.691	D MGI FUNDS PLC	161.181
1.696	D MGI FUNDS PLC	594.456
813	D MHTB (LUX)/TMA UMBRELLA FUND-GLOBAL EQUI	52.600
981	D MI FONDS K10 SPK	666.634
982	D MI FONDS K11 SPK	140.163
983	D MI FONDS K12 SPK	162.801
2.306	D MICHIGAN CATHOLIC CONFERENCE	11.995
2.138	D MICHIGAN CATHOLIC CONFERENCE MASTER PENSION TRUST	32.492
1.593	D MICROSOFT CORPORATION SAVINGS PLUS 401(K) PLAN	1.821.881
2.277	D MICROSOFT GLOBAL FINANCE	27.074
1.021	D MILL.PENCIL (US) LP	3.829
1.075	D MILL.PENCIL (US) LP	1.897
422	D MINISTRY OF STRATEGY AND FINANCE	29.883
423	D MINISTRY OF STRATEGY AND FINANCE	3.593.583
559	D MISSOURI EDUCATION PENSION TRUST	695.708
2.342	D MISSOURI LOCAL GOVERNMENT EMPLOYEES RETIREMENT SYSTEM	251.100
1.340	D MISSOURI LOCAL GOVERNMENT EMPLOYEES RETIREMENT SYSTEM C/O PANAGORA ASSET MGMT INC	131.482
1.350	D MLC INVESTMENTS, MLC LIMITED	30.786
1.351	D MLC INVESTMENTS, MLC LIMITED	1.511.955
1.354	D MLC INVESTMENTS, MLC LIMITED	142.084
1.643	D MM MSCI EAFE INTERNATIONAL INDEX FUND	166.142
1.642	D MM SELECT EQUITY ASSET FUND	171.948
585	D MMA PRAXIS INTERNATIONAL INDEX FUND	86.564
1.031	D MNVF SSGA INTL EQUITY	43.510
1.068	D MO3F MARATHON WELLINGTN	56.282
102	D MONDRIAN ALL COUNTRIES WORLD EX-US	992.174
2.269	D MONDRIAN ALL COUNTRIES WORLD EX-US EQUITY FUND LP	5.405.610
1.050	D MONDRIAN FOCUSED INTL EQUITY	7.299.204
2.304	D MONDRIAN GROUP TRUST	2.061.843
2.231	D MONDRIAN INTERNATIONAL EQUITY ESG FUND L.P.	453.232
2.268	D MONDRIAN INTERNATIONAL EQUITY FUND L.P.	19.301.659

## Elenco Interventuti (Tutti ordinati alfabeticamente)

## Assemblea Ordinaria

Badge	Titolare		Ordinaria
	Tipo Rap.	Deleganti / Rappresentati legalmente	
1.936	D	MONETARY AUTHORITY OF SINGAPORE	1.933.700
1.631	D	MONY LIFE RETIREMENT INCOME SECURITY PLAN FOR EMPLOYEES	5.960
2.017	D	MORGAN STANLEY INSTITUTIONAL FD TR - GLOBAL STRATEGIST PTF	59.837
1.697	D	MORGAN STANLEY INSTITUTIONAL FUND TR- GL MULTI-ASSET INC PTF	1.336
10	D	MORGAN STANLEY INVESTMENT FUNDS	1.990
2.232	D	MOUSSERENA, LP	888.424
2.192	D	MS TR AGREE UN VAR EMPL BEN PL UNIL US INC & ITS SUB & AFF	64.502
2.305	D	MSA PENSION PLAN	108.220
855	D	MSAR SCHRODER	257.048
1.877	D	MSCI EAFE PROV SCREENED INDEX NON - LENDING COMMON TR FUND	98.469
1.973	D	MSCI EQUITY INDEX FUND B-ITALY	12.928
386	D	MTBJ DAIDO LIFE FOREIGN EQUITY MOTHER FD	12.059
986	D	MTRCLPFS GLB EQT JP MORGAN	106.552
228	D	MULTI SERIES WHOLESALE INTER EQUITIES TR	108.541
1.914	D	MULTIFLEX SICAV	548.467
1.912	D	MULTILABEL SICAV	2.679.000
599	D	MULTI-MAN DIRECT ALTERNATIVE STRATE FUND	171.889
241	D	MULTIMIX WHOLESALE INT SHARES TRUST	220.225
242	D	MULTIMIX WHOLESALE INT SHARES TRUST	132.200
711	D	MULTIPAR SOLIDAIRE DYNA SR	1.652.941
2.401	D	MUNICIPAL EMPLOYEES' ANNUITY AND BENEFIT FUND OF CHICAGO	167.000
2.402	D	MUNICIPAL EMPLOYEES' ANNUITY AND BENEFIT FUND OF CHICAGO	82.750
128	D	MUTACTION 11	858.280
2.483	D	N 1 RENDEMENT USINOR	28.119
120	D	NADAUD	51.263
2.405	D	NAT WEST BK AS TRUSTEE OF LEGAL & GENERAL EUROPEAN INDEX TR	4.288.864
2.406	D	NAT WEST BK PLC AS TRUSTEE OF THE LEGAL & GENERAL INT IND TR	391.410
909	D	NATIONAL BANK TRUST	1.231.289
2.270	D	NATIONAL COUNCIL FOR SOCIAL SECURITY FUND, P.R.C	198.758
2.273	D	NATIONAL COUNCIL FOR SOCIAL SECURITY FUND, P.R.C	2.023.444
1.414	D	NATIONAL COUNCIL FOR SOCIAL SECURITY FUND.	81.026
664	D	NATIONAL GRID UK PENSION SCHEME	1.622.846
2.371	D	NATIONAL WESTMINSTER BANK PLC AS TRUSTEE OF KES STRAT INV F	44.256
531	D	NATIONWIDE INTERNATIONAL INDEX FUND	853.299
2.591	D	NATIXIS ACITONS EUROPE RENDEMENT	222.159
2.593	D	NATIXIS ACTIONS EUROPE SECTEURS	101.430
2.469	D	NATIXIS EURO VALUE EQUITY	239.557
867	D	NATWEST DEP SPF EUROPE EQ SSGA	189.313
651	D	NATWEST DEP SW SVSTPI IB1 GS C	318.480
2.363	D	NAV CANADA PENSION PLAN	35.474
792	D	NBIMC EAFE EQUITY INDEX FUND - CLASS N	222.603
1.086	D	NBK HSBC EQ 2	550.941



## Elenco Intervenuti (Tutti ordinati alfabeticamente)

## Assemblea Ordinaria

Badge	Titolare	Ordinaria
Tipo Rap.	Deleganti / Rappresentati legalmente	
1.088	D NBK JPMF EQ	5.678.430
1.087	D NBK SSGA EQ 2	158.766
1.089	D NBK UBS EQ	130.434
1.133	D NEPF LSV ASSET MGMT	597.600
1.289	D NESTLE FRANCE EQUILIBRE	49.253
1.531	D NEUBERGER BERMAN ALTERNATIVE FUNDS NB MULTI-ASSET INCOME FUND	747
2.369	D NEW IRELAND ASSURANCE COMPANY PLC	5.812.893
2.370	D NEW IRELAND ASSURANCE COMPANY PLC	86.520
586	D NEW MEXICO STATE INVESTMENT COUNCIL	550.878
603	D NEW MEXICO STATE INVESTMENT COUNCIL	1.121.765
1.706	D NEW SHIPS, INC. PENSION MASTER TRUST	390.042
561	D NEW YORK STATE COMMON RETIREMENT FUND	7.280.566
784	D NEW YORK STATE COMMON RETIREMENT FUND	467.446
1.858	D NEW YORK STATE TEACHERS RETIREMENT SYSTEM	1.030.200
1.859	D NEW YORK STATE TEACHERS RETIREMENT SYSTEM	3.196.543
2.280	D NEW ZEALAND SUPERANNUATION FUND	2.144.164
1.902	D NEXTAM PARTNERS	45.048
1.159	D NFIJNTLVALUETRUST	2.390.997
295	D NFS LIMITED TRAFALGAR COURT LES BANQUES	1.003.844
297	D NFS LIMITED TRAFALGAR COURT LES BANQUES	575.022
2.079	D NGAM INVESTMENT FUNDS U.K. ICVC - SEEYOND FACT + EU EX UK EQ F	6.963
2.140	D NGENE ANN POLYTECHNIC	2.348
814	D NIKKO AM INVESTMENT TRUST (LUXEMBOURG) - NIKKO AM INTECH KOKUSAI FUND	1.462
2.185	D NISSAN NORTH AMERICA, INC. EMPLOYEE RETIREMENT PL MSTR TRUST	85.140
25	D NMM5 GIEP BRI ACCOUNT	417.864
23	D NMM5 WIEQ BRF ACCOUNT	140.700
54	D NN (L)	12.177.875
55	D NN (L) LIQUID	2.233.213
862	D NN PP1NV NN EUROPE FUND	2.461.651
863	D NN PP1NV NN GLOBAL FUND	6.441.822
861	D NN PP1NV NN PREMIUM DIVIDEND FUND	809.107
859	D NNIP BM I NNIP GLOBAL EQUITY FUND	6.736.569
278	D NOMURA TRUST BANKING TRUSTEE NIKKO GLOBA	684.141
877	D NON US EQUITY MGRS PORT 4 LSV	649.000
881	D NONUS EQ MANAGERS PORT 3ACADIANAN	339.120
880	D NONUS EQUITY MGRSPORT 1 ACADIANAN	40.024
656	D NORFOLK PENSION FUND	1.146.240
1.447	D NORGES BANK	4.236.177
2.343	D NORTH DAKOTA STATE INVESTMENT BOARD	1.342.000
2.434	D NORTH TR LUX CO I ITS CAP MNGM OF SCHLUM STAFF RET F FCP-SIF	167.791
2.307	D NORTHERN FUNDS - INTERNATIONAL EQUITY INDEX FUND	2.637.338
2.127	D NORTHERN FUNDS INTERNATIONAL GROWTH EQUITY FUND	125.890
2.315	D NORTHERN TRUST GLOBAL INVESTMENTS COLLECTIVE FUNDS TRUST	15.474.160
2.414	D NORTHERN TRUST INVESTMENT FUNDS PUBLIC LIMITED COMPANY	670.426
2.393	D NORTHERN TRUST UCITS COMMON CONTRACTUAL FUND	2.874.741

## Elenco Interventuti (Tutti ordinati alfabeticamente)

## Assemblea Ordinaria

Badge	Titolare		Ordinaria
	Tipo Rap.	Deleganti / Rappresentati legalmente	
2.432	D	NORTHERN TRUST UCITS FGR FUND	1.583.349
1.701	D	NORTHROP GRUMMAN CORPORATION VEBA MASTER TRUST I	26.125
1.286	D	NORTHWESTERN MUTUAL SERIES FUN	1.137.335
2.061	D	NOTTINGHAMSHIRE COUNTY COUNCIL PENSION FUND	266.950
1.455	D	NOVARTIS CORPORATION PENSION MASTER TRUST	123.443
1.062	D	NSNF PARA EAFE MONTI	62.803
1.063	D	NSNF PARA EAFE PI 1	26.098
1.064	D	NSNF PARA EAFE PI 2	25.143
2.142	D	NTCC COLLECTIVE FUNDS FOR EMPLOYEE BENEFIT TRUSTS	554.977
2.257	D	NTCC COLLECTIVE FUNDS FOR GRANTOR TRUSTS	73.267
2.256	D	NTGI - QM COMM DAILY ALL COUNTRY WD EX-US EQ INDEX F - LEND	334.234
2.237	D	NTGI-QM COMMON DAILY ALL COUNWD EX-US INV MKT INDEX F NONLEND	200.699
2.252	D	NTGI-QM COMMON DAILY EAFE INDEX FUND - LENDING	577.892
2.222	D	NTGI-QM COMMON DAILY EAFE INDEX FUND - NON LENDING	799.367
1.038	D	NTMA ISIF ILIM EUROPEAN EQUITY	219.396
1.338	D	NUMERIC ABS RETURN PD LP-EUNARMN	55.200
1.274	D	NUMERIC EUROPEAN EQ FUND A SER	276.900
1.173	D	NV PERS MELLON CAPITAL INDEX	2.662.769
1.174	D	NV PERS SSGA EAFE INDEX	1.471.925
1.175	D	NV RBIF ALLNCEBRNSTN INTL EQ	46.436
436	D	NVIT INTERNATIONAL INDEX FUND	1.170.475
442	D	NVIT MULTI-MANAGER INTERNATIONAL VALUE F	1.968.658
1.054	D	NYF ES ARROWSTREET	69.461
595	D	O'SHARES FTSE EUROPE QUALITY DIVIDEND ET	54.810
1.568	D	OBLATE INTERNATIONAL PASTORAL INVESTMENT TRUST	28.150
1.327	D	OFI AM	403.853
1.335	D	OFI FUND - EURO LARGE CAP	1.100.000
1.314	D	OFI MARKET NEUTRAL EQUITY	1.026.458
292	D	OFI MULTI SELECT	174.584
2.234	D	OHANA HOLDINGS LLC	241.300
1.073	D	OICF OICL OCICL NUM GLOB	159.800
1.074	D	OICF OICL OCICL PZENA	1.105.950
2.344	D	OKLAHOMA PUBLIC EMPLOYEES RETIREMENT SYSTEM	2.048.826
2.069	D	OLD MUTUAL INVESTMENT GROUP (PTY) LTD	24.599
2.070	D	OLD MUTUAL LIFE ASSURANCE COMPANY (SOUTH AFRICA) LIMITED	363.735
2.309	D	OLIN PENSION PLANS MASTER RETIREMENT TRUST	159.914
912	D	OMAM SEED HOLDINGS LLC	4.652
2.235	D	OMEGA FFIP LIMITED PARTNERSHIP	33.136
1.786	D	OMERS ADMINISTRATION CORPORATION	59.593
1.708	D	ONEOK, INC. RETIREMENT PLAN TRUST	34.886
403	D	ONEPATH GLOBAL SHARES LARGE CAP UNHEDGED	745.395
2.650	D	ONTARIO PENSION BOARD .	1.391.144
2.633	D	ONTARIO POWER GENERATION INC .	367.833
2.670	D	ONTARIO POWER GENERATION INC .	467.857
1.705	D	ONTARIO TEACHERS PENSION PLAN BOARD	785.400
2.019	D	ONTARIO TEACHERS PENSION PLAN BOARD	837.172
2.468	D	OPCVM SEEYOND EQUITY FACTOR INVESTING EURO	141.309

## Elenco Intervenuti (Tutti ordinati alfabeticamente)

## Assemblea Ordinaria

Badge	Titolare	Ordinaria
Tipo Rap.	Deleganti / Rappresentati legalmente	
598	D OPPENHEIMER MACQUARIE GLOBAL INFRASTRUCR	57.795
2.364	D OPSEU PENSION PLAN TRUST FUND	25.800
408	D OPTIMIX WHOLESALE GLOBAL SHARE TRUST	202.600
1.658	D ORANGE COUNTY EMPLOYEES RETIREMENT SYSTEM	383.270
2.310	D OREGON STATE UNIVERSITY FOUNDATION MASTER CUSTODY AGREEMENT	71.400
588	D OWENS CORNING DEFINED BENEFIT MAS TR	95.760
2.000	D PACE INTERNATIONAL EQUITY INVESTMENTS	1.929.324
653	D PACIFIC SALMON COMMISSION LSV	94.300
2.022	D PACIFIC SELECT FUND INTERNATIONAL VALUE PORTFOLIO	1.262.609
2.586	D PALATINE MEDITERRANEA SICAV	30.000
1.779	D PANAGORA DYNAMIC GLOBAL EQUITY (EX TOBACCO) FUND	1.068.850
2.107	D PANAGORA DYNAMIC GLOBAL EQUITY FUND	302.584
1.341	D PANAGORA DYNAMIC GLOBAL EXTENDED ALPHA FUND LTD	1.754.635
99	D PANAGORA RISK PARITY M.A.C.FD	10.846
1.157	D PANAGORA RISK PARITY MULTI ASSET MASTER FUND LTD	50.492
1.602	D PARAMETRIC INTERNATIONAL EQUITY FUND	157.274
757	D PARVEST	696.148
758	D PARVEST	5.748.072
760	D PARVEST	540.386
642	D PAVILION INTERNAT FOCUSED EQUITY POOL	73.800
908	D PCHF LSV ASSET MGMT	74.400
915	D PENDENNIS FUND	99.429
1.192	D PENN SERIES DEV INTL INDEX FUND	60.404
1.860	D PENSIENFONDS METAAL OFF	756.683
1.552	D PENSION FUND OF SUMITOMO MITSUI BANKING CORPORATION	52.319
1.209	D PENSION FUND OF THE CHRISTIAN CHURCH DISCIPLES OF CHRIST	117.000
1.210	D PENSION RESERVES INVESTMENT TRUST FUND	7.330.380
1.649	D PENSIONSKASSE JOHNSON & JOHNSON SCHWEIZ	82.709
535	D PENSIONSKASSEN FOR BORNE-OG UNGDOMS	393.450
1.544	D PEOPLE'S BANK OF CHINA	6.064.055
1.545	D PEOPLE'S BANK OF CHINA	7.920.971
2.311	D PEPSICO, INC. MASTER TRUST	83.920
635	D PERPETUAL ECONOMIC DIVERSIF. GLOBAL EQUI	94.760
641	D PERPETUAL PRIVATE INTERNAT SHARE FUND	569.700
455	D PETERCAM B FUND	70.000
2.613	D PETTELAAR EFFECTENBEW. INZ. SNSRESP. IND. FND	1.310.859
1.195	D PF INTERNATIONAL VALUE FUND	411.193
889	D PFI DIV REAL ASSET FUND BROOKFIELD	556.800
971	D PFI DIV REAL ASSET FUND MACQUARIE	1.488.261
918	D PFI DIVERSIFIED INTERNATIONAL FUND	9.285.304
923	D PFI GLOBAL DIV INCOME FD PGI VALUE	1.685.079
910	D PFI INTL EQUITY INDEX FUND	543.985
920	D PFI OVERSEAS FD BHMS	4.076.000
924	D PFI OVERSEAS FD PMC	463.991
970	D PFI SYSTEMATEX INTERNATIONAL FD PGI	96.016
1.076	D PGEF PG E QUALIFIED PANAGORA EAFE	232.085
925	D PGIF EUROPEAN EQUITY FUND BNYMTCIL	143.100
926	D PGIF GLOBAL EQ EX JAPAN BNYMTCIL	116.851
582	D PGIM INVESTMENTS INC THREE GATEWAY CENTE	10.045

## Elenco Intervenuti (Tutti ordinati alfabeticamente)

## Assemblea Ordinaria

Badge	Titolare		Ordinaria
	Tipo Rap.	Deleganti / Rappresentati legalmente	
921	D	PGIT INTL EQUITY FD PGI	53.524
922	D	PGIT INTL GROWTH EQUITY FD PGI	117.212
272	D	PGSF GLOBAL HIGH YIELD UTILITIES EQUITIES FUND	167.636
273	D	PGSF GLOBAL INCOME STOCK FUND	653.169
274	D	PGSF GLOBAL UTILITIES EQUITIES CURRENCY HEDGE FUND	428.102
271	D	PGSF GLOBAL UTILITIES EQUITIES FUND	31.292.956
999	D	PGTF DR NON US EQUITY GT	54.011
1.077	D	PGVF SSGA	5.723
1.194	D	PHC SSGA EQ	774.451
828	D	PHITRUST ACTIVE INVESTORS EURO ACTIVE INVESTORS FUND	19.422
666	D	PHOENIX UNIT TRUST MANAGERS BOTHWELL EUROPE FUND	4.438.396
665	D	PHOENIX UNIT TRUST MANAGERS EURO	262.486
268	D	PI CH - EUROPEAN EX SWISS EQUITIES	230.028
266	D	PI CH-WORLD EX SWISS EQUITIES TRACKER US	764.529
275	D	PICTET-EUROPE INDEX	2.840.533
1.616	D	PIMCO BALANCED INCOME FUND (CANADA)	14.100
1.711	D	PIMCO EQUITY SERIES: PIMCO RAE FUNDAMENTAL INTERNATIONAL FUND	504.064
89	D	PIMCO FUNDS GLOBAL INVESTORS SERIES PLC	273.102
1.710	D	PIMCO RAE FUNDAMENTAL INTERNATIONAL FUND LLC	1.241.002
1.415	D	PINEBRIDGE FUND SERIES PINEBRIDGE EUROPE EQUITY FUND	483.452
2.098	D	PINEBRIDGE GLOBAL DYNAMIC ASSET ALLOCATION FUND	341.513
1.818	D	PINEBRIDGE GLOBAL FUNDS	240.269
1.277	D	PIONEER FUNDS - GLOBAL EQUITY	5.771.495
1.275	D	PIONEER FUNDS - ITALIAN EQUITY	765.218
1.273	D	PIONEER INVESTMENT MANAGEMENT SGRPA / AZIONARIO CRESCITA	2.744.410
465	D	PLUMBING & MECHANICAL SERV (UK) INDUSTRY	26.588
2.337	D	POLICE RETIREMENT SYSTEM OF KANSAS CITY, MISSOURI	70.800
1.184	D	POOL RE JPM REI EQUITY	150.608
1.187	D	POOL RE L AND G MSCI EQ	271.833
1.794	D	POWER ASSETS DEFINED CONTRIBUTION SCHEME	15.447
2.513	D	PREDICA ISR EUROPE	16.398
2.516	D	PREDIQUANT A2 - DIVIDENDES EURO	1.253.486
2.517	D	PREDIQUANT A2 ACTIONS EUROPE	2.930.168
2.565	D	PREDIQUANT EUROCROISSANCE A2	138.785
2.400	D	PREMIER ENERGY AND WATER TRUST PLC	140.000
2.407	D	PREMIER GLOBAL UTILITIES INCOME FUND	98.000
2.408	D	PREMIER OPTIMUM INCOME FUND A SUB-FUND OF PREMIER FUNDS	509.253
2.314	D	PRESBYTERIAN CHURCH (USA) FOUNDATION	17.319
1.534	D	PRINCIPAL GLOBAL INVESTORS COLLECTIVE INVESTMENT TRUST	527.642
1.712	D	PRINCIPAL LIFE INSURANCE COMPANY	2.536.580
1.416	D	PRINCIPAL MPF EUROPEAN EQUITY FUND	203.887
1.417	D	PRINCIPAL TRUST COMPANY (ASIA LIMITED	500.477
594	D	PROSHARES HEDGED FTSE EUROPE ETF	3.668
584	D	PROVEDA GLOBAL EQUITY, LP	3.936
890	D	PRU INV PRT INC PRU BALANCED FD	14.559
899	D	PRU JEN GL INFRASTRUCTURE FUND PDLF	195.633

## Elenco Intervenuti (Tutti ordinati alfabeticamente)

## Assemblea Ordinaria

Badge	Titolare	Tipo Rap.	Deleganti / Rappresentati legalmente	Ordinaria
891	D		PRU QMA WRLD FD INC PRU INT EQTY	110.951
892	D		PRU SECTOR FDS INC PRU UTILITY FD	11.238.306
1.258	D		PRUDENTIAL INVESTMENT PORTFOLIO 2 PRUDENTIAL QMA INTL DEVELOPED MRKTS INDEX FUND	9.563
470	D		PRUDENTIAL LEGACY INSURANCE COMPANY OF N	546.993
1.861	D		PRUDENTIAL RETIREMENT INSURANCE & ANNUITY COMPANY	478.800
1.862	D		PRUDENTIAL RETIREMENT INSURANCE & ANNUITY COMPANY	23.896
1.863	D		PRUDENTIAL RETIREMENT INSURANCE & ANNUITY COMPANY	97.407
1.682	D		PRUDENTIAL TRUST CO MASTER COMMINGLED INV F FOR TAX EXEMPT TR	469.482
885	D		PS FTRA ALLWL3000 UCITSETF BNYMTCIL	21.028
866	D		PS FTSE LO BT EQ WT PORT	43.145
886	D		PS FTSE RAFI DEVEL MAR EX US PORT	1.223.687
884	D		PS FTSERAFI EU UCITS ETF BNYMTCIL	20.908
953	D		PS6F STATE STREET INTL EQ	385.368
893	D		PSF CONSERVATIVE BAL PORTF QMA	90.399
894	D		PSF FLEXIBLE MANAGED PORTF QMA	81.879
895	D		PSF GLOBAL PORTFOLIO LSV	443.500
1.056	D		PUBLIC EMPLOYEE RETIREMENT SYSTEM OF IDAHO	389.345
1.057	D		PUBLIC EMPLOYEE RETIREMENT SYSTEM OF IDAHO	2.031.343
2.330	D		PUBLIC EMPLOYEES RETIREMENT ASSOCIATION OF COLORADO	6.883.832
1.246	D		PUBLIC EMPLOYEES RETIREMENT ASSOCIATION OF NEW MEXICO	499.515
1.230	D		PUBLIC EMPLOYEES RETIREMENT SYSTEM OF MISSISSIPPI	1.225.335
778	D		PUBLIC EMPLOYEES RETIREMENT SYSTEM OF OH	3.755.946
2.661	D		PUBLIC SECTOR PENSION INVESTMENT BOARD	6.863.850
1.484	D		PUTNAM DYNAMIC ASSET ALLOCATION BALANCED FUND	500.861
1.485	D		PUTNAM DYNAMIC ASSET ALLOCATION CONSERVATIVE FUND	238.243
1.496	D		PUTNAM DYNAMIC ASSET ALLOCATION EQUITY FUND	38.992
1.483	D		PUTNAM DYNAMIC ASSET ALLOCATION GROWTH FUND	746.047
1.481	D		PUTNAM DYNAMIC RISK ALLOCATION FUND	47.899
1.486	D		PUTNAM GLOBAL UTILITIES FUND	740.654
1.490	D		PUTNAM RETIREMENT ADVANTAGE GAA BALANCE PORTFOLIO	177.822
1.491	D		PUTNAM RETIREMENT ADVANTAGE GAA CONSERVATIVE PORTFOLIO	47.960
1.493	D		PUTNAM RETIREMENT ADVANTAGE GAA EQUITY PORTFOLIO	122.077
1.489	D		PUTNAM RETIREMENT ADVANTAGE GAA GROWTH PORTFOLIO	337.513
1.492	D		PUTNAM RETIREMENT ADVANTAGE GAA INCOME STRATEGIES PORTFOLIO	29.845
1.494	D		PUTNAM TOTAL RETURN FUND, LLC	37.152
1.488	D		PUTNAM TOTAL RETURN TRUST	113.667
1.482	D		PUTNAM VARIABLE TRUST - PUTNAM VT GLOBAL ASSET ALLOCATION F	29.039




## Elenco Intervenuti (Tutti ordinati alfabeticamente)

## Assemblea Ordinaria

Badge	Titolare	Ordinaria
Tipo Rap.	Deleganti / Rappresentati legalmente	
1.487	D PUTNAM VARIABLE TRUST - PUTNAM VT GLOBAL UTILITIES FUND	304.635
1.714	D PUTNAM WORLD TRUST	50.293
919	D PVC DIVERSIFIED INTERNATIONAL AC	228.348
1.882	D PWM VERMOGENSMANDAT - DWS	251.500
2.209	D PYRAMIS GLOBAL EX U.S.INDEX FUND LP	827.012
2.255	D PZENA INTERNATIONAL VALUE SERVICE	19.684
973	D PZENA INVESTMENT MGT	202.950
65	D PZENA VALUE FUNDS PL	520.838
2.186	D PZENA VALUE GROUP TRUST	184.925
2.187	D PZENA VALUE GROUP TRUST	618.375
2.253	D PZENA VALUE TRUST	181.495
385	D QANTAS SUPERANNUATION PLAN	97.302
2.282	D QIC INTERNATIONAL EQUITIES FUND	57.359
1.456	D QS INTERNATIONAL EQUITY FUND	492.399
1.102	D QSBF PANAGORA	125.083
289	D QUABSTIO CAPITAL FUND	30.394
2.283	D QUEENSLAND INVESTMENT TRUST NO 2	256.014
331	D QUEENSLAND LOCAL GOVERNMENT SUPERANNUATI	536.283
2.687	D R.K. MELLON INTERNATIONAL FUND.	299.995
519	D RAGS-FUNDMASTER	100.347
267	D RAIFFEISEN INDEX FONDS	169.930
1.010	D RAILWAYS PENSION TRUSTEE COMPANY LIMITED	426.401
2.240	D RAMI PARTNERS, LLC	132.736
1.889	D RAS LUX FUND	75.000
1.058	D RAYTHEON MASTER PENSION TRUST .	503.300
1.059	D RAYTHEON MASTER PENSION TRUST .	4.575
989	D RBS PZENA	2.990.925
2.238	D RDM LIQUID LLC	146.024
800	D REASSURE LIMITED	269.678
2.239	D RED LIFE REINSURANCE SERVICES LIMITED AGREEMENT	865.000
652	D REG RETR EMPL MANUELS VILLE MONTREAL	230.393
125	D REGARD ACTIONS DEVELOPPEMENT DURABLE	500.000
124	D REGARD ACTIONS EURO	1.337.292
640	D REGIME DE RETRAITE D HYDRO QUEBEC	615.700
619	D REGIME DE RETRAITE DE L'UNIVER DU QUEBEC	182.066
2.651	D RENAISSANCE GLOBAL EQUITY PRIVATE POOL	30.081
2.680	D RENAISSANCE GLOBAL VALUE FUND	95.899
2.652	D RENAISSANCE REAL ASSETS PRIVATEPOOL	336.300
419	D RETIREMENT INCOME PLAN OF SAUDI ARABIAN	142.939
424	D RETIREMENT INCOME PLAN OF SAUDI ARABIAN OIL COMPANY	96.300
425	D RETIREMENT INCOME PLAN OF SAUDI ARABIAN OIL COMPANY	36.679
358	D RETIREMENT PLAN FOR EMPLOYEES OF AETNA I	780.300
591	D RETIREMENT PLAN FOR EMPLOYEES OF AETNA I	43.817
1.717	D RETIREMNT & SEC PROG. & SAVNGS PLN OF NTCA & ITS MBRS MSTR TST	92.664
448	D REYNOLDS AMERICAN DEFINED BENEFIT MASTER	396.800
1.051	D RHODE ISLAND EMPLOYEES RETIREMENT SYSTEMS POOLED TRUST	208.363
1.668	D RHUMLINE INTERNATIONAL POOLED INDEX TRUST	42.398

## Elenco Intervenuti (Tutti ordinati alfabeticamente)

## Assemblea Ordinaria

Badge	Titolare	Ordinaria
Tipo Rap.	Deleganti / Rappresentati legalmente	
1.452	D RIVERSIDE CHURCH IN THE CITY OF NEW YORK	65.499
282	D ROBECO CAPITAL GROWTH FUNDS	1.785.229
1.418	D ROBECO INSTITUTIONAL CONSERVATIVE EQUITY FUND II	117.913
1.419	D ROBECO INSTITUTIONAL VALUE EQUITY FUND	577.313
1.420	D ROBECO UMBRELLA FUND I N.V. - ROBECO GLOBAL AC MULTI-FACTOR EQUITIES FUND	431.563
1.620	D ROCHE U.S. RETIREMENT PLANS MASTER TRUST	1.339.900
366	D ROCKEFELLER & CO., INC	310.918
974	D ROCKEFELLER BROS SANDERS CAPITAL	46.800
1.809	D ROMAN CATHOLIC BISHOP OF SPRINGFIELD A CORPORATION SOLE	8.322
2.449	D ROSSINI - AZIONARIO EURO	4.020
2.450	D ROSSINI - BILANCIATO	1.198
990	D ROWF GT ACWI EX US	679.420
991	D ROWF GT ALPHAEXTEAFE	242.562
992	D ROWF GT ALPHAEXTEXUSC	190.557
670	D ROYAL BANK OF CANADA (CHANNELL ISLANDS) LIMITED	8.988
1.893	D RP RENDITE PLUS	157.197
1.065	D RPL BERNSTEIN NON EQ	6.460
848	D RPTCL GRPF RUSSELL MOMENTUM	197.247
1.006	D RTC APS	29.644
1.005	D RTC EMULATION	192.279
1.659	D RUSSELL COMMON CONTRACTUAL FUND	333.200
1.972	D RUSSELL DEVELOPED EX-U.S. LARGE CAP INDEX FUND B	60.398
2.620	D RUSSELL GLOBAL EQUITY FUND .	44.274
2.621	D RUSSELL GLOBAL EQUITY FUND .	318.400
2.623	D RUSSELL GLOBAL EQUITY POOL	148.701
2.088	D RUSSELL GLOBAL OPPORTUNITIES FUND	2.039.699
1.661	D RUSSELL INSTITUTIONAL FUNDS PLC	29.890
1.784	D RUSSELL INSTITUTIONAL FUNDS,LLC-RUSSELL GLOB EQ PLUS FUND	133.718
1.782	D RUSSELL INSTITUTIONAL FUNDS,LLC-RUSSELL INTL EQUITY FUND	1.182.987
1.783	D RUSSELL INSTL FUNDS,LLC-RUSSELL MULTI-ASSET CORE PLUS FUND	281.928
2.087	D RUSSELL INTERNATIONAL SHARES FUND	537.228
1.677	D RUSSELL INV MULTI-ASSET FACTOR EXPOSURE FUND	217.156
1.582	D RUSSELL INVESTMENT COMPANY - RUSSELL INTERN DEVELOPED MKT F	6.172.022
1.983	D RUSSELL INVESTMENT COMPANY II PLC	2.922.775
1.647	D RUSSELL INVESTMENT COMPANY IV PLC	537.826
1.625	D RUSSELL INVESTMENT COMPANY MULTI-ASSET GROWTH STRATEGY FUND	29.004
1.520	D RUSSELL INVESTMENT COMPANY PLC	8.170.808
1.583	D RUSSELL INVESTMENT COMPANY RUSSELL GLOBAL EQUITY FUND	843.198
1.612	D RUSSELL INVESTMENT COMPANY RUSSELL TAX-MANAGED INTL EQ FUND	739.735
1.613	D RUSSELL INVESTMENT COMPANY SELECT INTERNATIONAL EQUITY FUND	590.894
1.660	D RUSSELL INVESTMENT COMPANY V PLC	394.086
1.611	D RUSSELL INVESTMENT FUNDS NON-U.S. FUND	998.328

## Elenco Interventuti (Tutti ordinati alfabeticamente)

## Assemblea Ordinaria

Badge	Titolare		Ordinaria
	Tipo Rap.	Deleganti / Rappresentati legalmente	
2.616	D	RUSSELL OVERSEAS EQUITY FUND .	267.700
2.617	D	RUSSELL OVERSEAS EQUITY FUND .	133.783
2.618	D	RUSSELL OVERSEAS EQUITY FUND .	214.659
2.619	D	RUSSELL OVERSEAS EQUITY FUND .	230.700
2.622	D	RUSSELL OVERSEAS EQUITY POOL .	1.138.179
2.096	D	RUSSELL TAX EFFECTIVE GLOBAL SHARES FUND	558.238
1.519	D	RUSSELL TRUST CO COMMINGLED EMPLOYEE BENEFIT FUNDS TRUST	10.535.977
1.126	D	RZSF1501 GLOBAL EQ HEXEVEST	183.043
1.127	D	RZSF1505 LSV ASSET MGMT	384.800
1.128	D	RZSF3002 NON US EQ MONDRIAN	1.365.106
2.021	D	SACRAMENTO COUNTY EMPLOYEES RETIREMENT SYSTEM	985.900
688	D	SAINT MARTIN 2	1.117.542
2.319	D	SAMFORD UNIVERSITY	5.532
2.143	D	SAMFORD UNIVERSITY PENSION PLAN TRUST	6.100
2.345	D	SAN FRANCISCO CITY & COUNTY EMPLOYEES' RETIREMENT SYSTEM	80.000
2.346	D	SAN FRANCISCO CITY & COUNTY EMPLOYEES' RETIREMENT SYSTEM	1.492.500
2.347	D	SAN MATEO COUNTY EMPLOYEES' RETIREMENT ASSOCIATION	834.955
2.262	D	SANABIL INTERNATIONAL INVESTMENTS COMPANY	237.900
2.258	D	SANFORD C. BERNSTEIN & CO DBT INTERNATIONAL VALUE SERIES	155.090
1.476	D	SANFORD C. BERNSTEIN INTL VALUE EQ (CAP-WEIGHTED UNHEDGED) F	78.900
461	D	SANLAM LIFE AND PENSIONS UK LIMITED	342.714
1.795	D	SANOFI-AVENTIS US PENSION TRUST	45.600
930	D	SARASIN AND PARTNERS LLP	18.743
2.373	D	SARASIN EQ GLB THEM F (GBP HEDGED), A SUB FUND OF SARASIN F	306.572
2.368	D	SARASIN EQUISAR GLB THEMATIC F, A SUB F OF SARASIN F ICVC	1.026.223
2.144	D	SARASIN EQUISAR IIID FUND, A SUB FUND OF SARASIN FUNDS ICVC	140.000
2.374	D	SARASIN GLB HIGHER DIVIDEND (GBP HEDGED)	995.046
2.372	D	SARASIN GLOBAL HIGHER DIV FUND	2.703.513
2.411	D	SARASIN IE EQUISAR - GLOBAL THEMATIC FUND (GBP)	639.085
2.410	D	SARASIN IE EQUISAR - GLOBAL THERMATIC (USD)	371.596
332	D	SAS TRUSTEE CORPORATION	571.909
333	D	SAS TRUSTEE CORPORATION	363.716
334	D	SAS TRUSTEE CORPORATION	661.807
427	D	SBC MASTER PENSION TRUST	470.433
435	D	SBC MASTER PENSION TRUST SBC MASTER PENSION TRUST 208	302.818
985	D	SBSA GEPF BLACKROCK EQUITY	1.055.729
1.007	D	SCEF MONDRIAN	467.616
2.188	D	SCHLUMBERGER LIMITED MASTER PENSION TRUST	137.471
1.231	D	SCHOOL EMPLOYEES RETIREMENT SYSTEM OF OHIO	599.800
526	D	SCHRODER DIVERSIFIED GROWTH FUND	184.862
368	D	SCHRODER GLOBAL ACTIVE VALUE FUND	64.608
359	D	SCHRODER GLOBAL DYNAMIC BLEND FUND	190.930



## Elenco Intervenuti (Tutti ordinati alfabeticamente)

## Assemblea Ordinaria

Badge	Titolare		Ordinaria
	Tipo Rap.	Deleganti / Rappresentati legalmente	
373	D	SCHRODER GLOBAL ENHANCED INDEX FUND	1.360.781
602	D	SCHRODER GLOBAL MULTI-CAP VALUE PORTFOLIO L.P	24.270
90	D	SCHRODER INTERNATIONAL MULTI-CAP EQ	186.003
8	D	SCHRODER INTERNATIONAL SELECTION FUND	5.868.319
565	D	SCHRODER QEP GLOBAL ACTIVE VALUE FUND	411.865
564	D	SCHRODER QEP GLOBAL CORE FUND	893.142
683	D	SCHWAB FUNDAMENTAL INTER LARGE COMP IN F	1.410.149
1.475	D	SCHWAB FUNDAMENTAL INTERNATIONAL LARGE COMPANY ETF	2.719.049
1.474	D	SCHWAB INTERNATIONAL EQUITY ETF	4.292.614
677	D	SCHWAB INTERNATIONAL INDEX FUND	1.918.958
2.085	D	SCOTTISH WIDOWS INV SOL F ICVC- FUNDAMENTAL INDEX GLB EQ F	1.373.509
2.054	D	SCOTTISH WIDOWS INV SOLUTIONS F ICVC- EUROPEAN (EX UK) EQ FD	2.577.166
1.421	D	SCRI ROBECO INSITUTIONAL CONSERVATIVE EQUITY FUND.	395.869
1.422	D	SDA INTL EQUITY INDEX FD WORLD	199.149
1.653	D	SEASONS SERIES TRUST ASSET ALLOCATION:DIVERSIFIED GROWTH PTF	35.095
1.654	D	SEASONS SERIES TRUST INTERNATIONAL EQUITY PORTFOLIO	126.595
62	D	SEI INST INV TRUST SCREENED WORLD EQ EX	41.860
44	D	SEI INST INVEST TRUST WORLD EQ EX-US FUN	1.686.620
68	D	SEI INSTITUTIONAL INTERN TRUST INTERNATI	985.553
80	D	SEI INSTITUTIONAL MANAGED TRUST MULTI-AS	67.914
84	D	SEI INSTITUTIONAL MANAGED TRUST-TAX-MANAGED INTERNATIONAL MANAGED	214.945
1.270	D	SEI INVEST (EUROPE) LIMITED SE	82.695
809	D	SEI SYSTEMATIC FIN MGMT MSTR	79.300
955	D	SEMPRA ENERGY PENSION MASTER TRUST	268.343
2.241	D	SENTINEL INTERNATIONAL FUND	13.528
2.242	D	SENTINEL INTERNATIONAL TRUST	93.919
1.317	D	SG ACTIONS EUROPE	159.052
1.319	D	SG ACTIONS EUROPE LARGE CAP	70.276
1.307	D	SG ACTIONS EUROPE MULTIGESTION	45.604
1.291	D	SG ACTIONS INTERNATIONALES	170.635
1.318	D	SG ACTIONS MONDE	23.700
1.290	D	SG DIVERSIFIE ISR	59.537
1.913	D	SGKB (LUX) FUND	7.493
114	D	SHBNPP EURO INDEX SECURITY MASTER INVEST	41.542
686	D	SHBNPP EURO INDEX SECURITY MASTER INVEST	78.057
614	D	SHELL CANADA 2007 PENSION TRUST	205.878
1.032	D	SHELL PENSION TRUST	375.264
1.033	D	SHELL PENSION TRUST	231.920
463	D	SHELL PENSIONS TRUST LIMITED AS TRUSTEE OF SHELL CONTRIBUTORY PENSION FUND	1.572.238
298	D	SHELL TRUST (BERMUDA) LIMITED AS TRUSTEE	45.199
299	D	SHELL TRUST (BERMUDA) LTD AS TRUSTEE OF THE SHELL OVERSEAS C.P. FUND	289.579
296	D	SHELL TRUST BERMUDA LTD AS TRUSTEE OF THE SHELL OVERSEAS CONTRIBUTORY PENSION FUND	54.177
276	D	SHINKO GLOBAL EQUITY INDEX MOTHER FUND	16.869

## Elenco Intervenuti (Tutti ordinati alfabeticamente)

## Assemblea Ordinaria

Badge	Titolare	Deleganti / Rappresentati legalmente	Ordinaria
	Tipo Rap.		
2.349	D	SHRINERS HOSPITALS FOR CHILDREN	185.000
2.207	D	SHY, LLC	41.283
2.549	D	SICAV AMUNDI ACTIONS EURO ISR	531.970
2.543	D	SICAV CHOIX SOLIDAIRE	122.089
2.542	D	SICAV EPARGNE ETHIQUE ACTIONS	184.000
2.568	D	SICAV EURO CAPITAL DURABLE	800.000
2.570	D	SICAV MONDE GAN	77.564
131	D	SICAV UBS F OPP MONDE 10	14.950
1.577	D	SIEFORE XXI BANORTE CONS, SOC ANON DE CAPITAL VARIABLE	2.569.483
2.244	D	SILVER GROWTH FUND, LP	11.626
2.243	D	SIM GLOBAL BALANCED TRUST.	4.839
2.690	D	SINGLE SELECT INVEST MONCEAU ACTION	150.000
1.806	D	SIR DAVID TRENCH FUND FOR RECREATION	19.258
1.042	D	SLI GBL SICAV CON EU EQ IN FD	584.348
1.041	D	SLI GLOBAL ABSOLUTE RET STRATEGIES	6.806.751
1.043	D	SLI SICAV GBL FOCUSED STRATEGIES FD	490.376
1.423	D	SLIC - EUROPEAN EQUITY GROWTH FUND	510.629
1.424	D	SLIC - EUROPEAN EQUITY INCOME FUND	6.154.685
1.425	D	SLIC - GLOBAL EQUITY INCOME FUND	637.116
129	D	SODIUM 1	418.594
1.299	D	SOGECAP LONG TERME N1 ACTION	231.102
1.603	D	SOJECCI II LTEE	96.200
466	D	SOMERSET COUNTY COUNCIL PENSION FUND	220.482
34	D	SONDERVERMOEGEN ALLIANZGI-FONDS VBE	367.106
33	D	SONDERVERMOEGEN ALLIANZGI-FONDS DEW-CO	38.638
32	D	SONDERVERMOEGEN ALLIANZGI-FONDS DHCO	28.772
37	D	SONDERVERMOEGEN ALLIANZGI-FONDS DSW-CO	47.044
38	D	SONDERVERMOEGEN ALLIANZGI-FONDS DSW-DREFONDS	6.824
1.450	D	SONOMA COUNTY EMPLOYEES RETIREMENT ASSOCIATION	114.047
1.827	D	SOUTH CALIF UTD FOOD & COMM WK UN & FOOD EMPL JOINT PENS TR F	811.564
1.249	D	SOUTH CAROLINA RETIREMENT SYSTEMS GROUPTRUST	76.008
1.211	D	SOUTH DAKOTA RETIREMENT SYSTEM	71.900
658	D	SOUTH YORKSHIRE PENSIONS AUTHORITY	1.270.000
417	D	SOUTHERN COMPANY SYSTEM MASTER RETIREMEN	2.150.750
929	D	SP LLP UK CHARITIES CLIENTS AC	599.745
1.185	D	SP VAN DE NEDERLANDSCHE BANK	106.916
1.014	D	SPARTAN INTL INDEX	9.846.738
2.026	D	SPDR DJ EURO STOXX 50 ETF	8.988.586
2.012	D	SPDR MSCI ACWI EX-US ETF	473.830
1.671	D	SPDR MSCI ACWI IMI ETF	16.475
1.672	D	SPDR MSCI EAFE QUALITY MIX ETF	45.802
1.673	D	SPDR MSCI WORLD QUALITY MIX ETF	3.744
1.523	D	SPDR MSCI WORLD QUALITY MIX FUND	1.302
2.013	D	SPDR S&P GLOBAL INFRASTRUCTURE ETF	513.607
2.014	D	SPDR S&P WORLD (EX-US) ETF	347.817
2.015	D	SPDR S+P INTERNATIONAL UTILITIES SECTOR ETF	343.200
2.090	D	SPDR S+P WORLD EX AUSTRALIA FUND	26.483
1.793	D	SPHERE FTSE EUROPE SUSTAINABLE YIELD INDEX ETF	3.908
2.191	D	SPRINT MASTER TRUST	131.800
954	D	SR5F PARAMETRIC DELTA SHIFT	1.888

## Elenco Intervenuti (Tutti ordinati alfabeticamente)

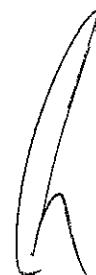

## Assemblea Ordinaria

Badge	Titolare		Ordinaria
	Tipo Rap.	Deleganti / Rappresentati legalmente	
1.180	D	SRP AQR	742.658
1.179	D	SRP PANAGORA	1.778.744
1.867	D	SS BK AND TRUST COMPANY INV FUNDS FOR TAXEXEMPT RETIREMENT PL	32.073.349
1.869	D	SSGA ACWI INTEGR ALPHA SELECT NON-LENDING QP COMMON TRUST F	30.108
1.868	D	SSGA EAFE INDEX PLUS NON-LENDING COMMON TRUST FUND	14.777
1.872	D	SSGA FTSE RAFI DEVELOPED 1000 INDEX NON-LENDING COMMON TR F	276.836
1.144	D	SSGA GLOBAL TEMC STRAT POOL	13.148
2.412	D	SSGA GROSS ROLL UP UNIT TRUST	268.853
1.870	D	SSGA INTERNATIONAL ALPHA NON-LENDING QP COMMON TRUST FUND	45.446
1.796	D	SSGA MSCI ACWI EX-USA INDEX NON-LENDING DAILY TRUST	174.679
1.876	D	SSGA MSCI EUROPE SCREENED INDEX NON-LENDING COMMON TRUST FUND	768.762
1.871	D	SSGA RUSSELL FD GL EX-US INDEX NONLENDING QP COMMON TRUST FUND	213.451
1.804	D	SSGA SPDR ETFS EUROPE I PUBLIC LIMITED COMPANY	1.052.072
1.805	D	SSGA SPDR ETFS EUROPE II PUBLIC LIMITED COMPANY	1.121.453
2.612	D	ST BEW S.A. BEL.POOLS GLOB.EQ. FACTOR FUND	271.950
2.316	D	ST. JOSEPH HEALTH SYSTEM	25.695
2.606	D	ST. SPOORWEGPFDS MANDAAT BLACKROCK	111.993
2.387	D	STAFFORDSHIRE COUNTY COUNCIL PENSION FUND	304.586
1.426	D	STANDARD LIFE ASSURANCE LIMITED	23.046.317
1.801	D	STANDARD LIFE INV GLO ABS RETURN STRAT MASTER FUND LTD.	2.182.476
1.802	D	STANDARD LIFE INVEST GLOBAL FOCUSED STRATEGIES MASTER FUND LTD	520.890
227	D	STANDARD LIFE INVESTMENTS	200.445
1.427	D	STANDARD LIFE WEALTH ACER FUND CITIBANK INTERNATIONAL PLC	69.675
226	D	STANDARD LIFE WEALTH INTERNATIONAL	11.000
2.189	D	STANISLAUS COUNTY EMPLOYEES' RETIREMENT ASSOCIATION	403.200
19	D	STAR FUND	5.000.000
1.182	D	STATE BOARD OF ADMINISTRATION OF FLORIDA	260.828
788	D	STATE FARM INSURANCE CO EMPLO.RET TS	129.685
776	D	STATE FARM MUTUAL AUTOMOBILE INS.CO	93.148
1.638	D	STATE FARM MUTUAL FUND TRUST, INTERNATIONAL INDEX FUND	158.717
1.458	D	STATE FARM VARIABLE PRODUCT TRUST, INTERNATIONAL EQ INDEX F	171.935
1.774	D	STATE OF ALASKA DEPARTMENT OF ADMINISTRATION	354.310
1.565	D	STATE OF ALASKA RETIREMENT AND BENEFITS PLANS	1.184.073
1.566	D	STATE OF ALASKA RETIREMENT AND BENEFITS PLANS	815.702
1.992	D	STATE OF ALASKA RETIREMENT AND BENEFITS PLANS	207.696
2.301	D	STATE OF IDAHO ENDOWMENT FUND INVESTMENT BOARD	533.490
2.302	D	STATE OF IDAHO ENDOWMENT FUND INVESTMENT BOARD	22.352
2.006	D	STATE OF MINNESOTA	4.826.904

## Elenco Intervenuti (Tutti ordinati alfabeticamente)

## Assemblea Ordinaria

Badge	Titolare	Tipo Rap.	Deleganti / Rappresentati legalmente	Ordinaria
1.704	D		STATE OF NEW JERSEY COMMON PENSION FUND D	3.987.454
2.653	D		STATE OF WISCONSIN INVESTMENT BOARD	558.517
2.654	D		STATE OF WISCONSIN INVESTMENT BOARD	4.158.226
2.655	D		STATE OF WISCONSIN INVESTMENT BOARD	3.739.814
2.656	D		STATE OF WISCONSIN INVESTMENT BOARD	767.092
536	D		STATE OF WYOMING	345.106
2.103	D		STATE PUBLIC SECTOR SUPERANNUATION SCHEME	68.798
2.104	D		STATE PUBLIC SECTOR SUPERANNUATION SCHEME	619.253
2.105	D		STATE PUBLIC SECTOR SUPERANNUATION SCHEME	34.514
2.106	D		STATE PUBLIC SECTOR SUPERANNUATION SCHEME	232.534
1.663	D		STATE STREET DISCIPLINED GLOBAL EQUITY PORTFOLIO	9.520
1.885	D		STATE STREET GLOBAL ADVISORS LUXEMBOURG SICAV	5.267.766
1.662	D		STATE STREET GLOBAL EQUITY EX-US INDEX PORTFOLIO	370.696
2.099	D		STATE STREET GLOBAL EQUITY FUND	267.238
2.086	D		STATE STREET GLOBAL INDEX PLUS TRUST	292.426
1.873	D		STATE STREET GLOBAL MANAGED VOL ALPHA NON-LENDING COM TRUST FD	296.656
2.100	D		STATE STREET INT EQTS INDEX TRUST EX TOBACCO EX CONTR WEAPONS	49.578
1.664	D		STATE STREET INTERNATIONAL DEVELOPED EQUITY INDEX PORTFOLIO	1.341.151
2.089	D		STATE STREET INTERNATIONAL EQUITIES INDEX TRUST	353.189
1.800	D		STATE STREET IRELAND UNIT TRUST	1.867.747
1.875	D		STATE STREET SP GLO INFRA INDEX NON-LENDING COMMON TRUST FUND	763.624
2.053	D		STATE STREET TRUSTEES LTD ATF ABERDEEN CAPITAL TRUST	297.225
2.418	D		STATE TEACHERS RETIREMENT SYSTEM OF OHIO	4.287.156
2.190	D		STATES OF GUERNSEY SUPERANNUATION FUND	41.133
2.202	D		STATES OF JERSEY COMMON INVESTMENT FUND	50.623
260	D		STAUBLI 50 50 CREDIT MUTUEL FCPE	10.000
261	D		STAUBLI 80 20 CREDIT MUTUEL FCPE	10.000
2.675	D		STEWARDSHIP FOUNDATION	3.049
2.610	D		STG BEDRIJFSTAKPFDS V H	96.272
2.611	D		STG BPF VD DETAILHANDEL MND BLACKROCK MSCI EMEA	1.334.049
2.609	D		STG PFDS ACHMEA MANDAAT BLACKROCK	398.277
2.605	D		STG PFDS AHOLD	372.270
2.602	D		STG PFDS CORP EXPRESS MANDAAT ALLIANCE CAPITA	51.257
2.604	D		STG PFDS V.D. GRAFISCHE	2.823.252
467	D		STICHTING ALGEMEEN PENSIOENFONDS PROVISU	101.800
532	D		STICHTING ASR BEWAARDER	1.385.753
2.603	D		STICHTING BEDRIJFSPENSIOENFONDSVOOR DE LANDBOUW MANDAAT BLACKRO	2.956.244
2.426	D		STICHTING BEDRIJFST VOOR HET BEROEPSVERVOER OVER DE WEG	2.932.495
2.421	D		STICHTING BEDRIJFST VOOR HET SCHOONMAAK EN GLAZ	226.188
2.424	D		STICHTING BEDRIJFSTAKPENSIOENFONDS ZORGVERZEKERAARS	256.300
1.428	D		STICHTING CUSTODY ROBECO INSTITUTIONAL	292.126
2.427	D		STICHTING DELA DEPOSITARY AND MANAGEMENT	1.227.843
2.425	D		STICHTING DOUWE EGBERTS PENSIOENFONDS	282.250

## Elenco Intervenuti (Tutti ordinati alfabeticamente)

## Assemblea Ordinaria

Badge	Titolare	Ordinaria
Tipo Rap.	Deleganti / Rappresentati legalmente	
2.073	D STICHTING F AND C MULTI MANAGER EUROPEAN EQUITY ACTIVE	985.746
2.378	D STICHTING HEINEKEN PENSIOENFONDS	1.061.968
2.334	D STICHTING INSTITUUT GAK	67.198
1.429	D STICHTING MN SERVICES AANDELENFONDS EUROPA	728.995
2.382	D STICHTING PENSIOENFONDS APF	755.338
2.380	D STICHTING PENSIOENFONDS IBM NEDERLAND	68.843
2.428	D STICHTING PENSIOENFONDS ING	460.406
1.430	D STICHTING PENSIOENFONDS METAAL	3.040.245
1.431	D STICHTING PENSIOENFONDS METAAL EN T MN SERVICES	385.656
2.607	D STICHTING PENSIOENFONDS OPENBAAR VERVOER	48.167
2.381	D STICHTING PENSIOENFONDS SAGITTARIUS	258.770
1.060	D STICHTING PENSIOENFONDS UWV	826.213
2.388	D STICHTING PENSIOENFONDS VAN DE METALEKTRO (PME)	3.404.319
554	D STICHTING PENSIOENFONDS VOOR HUISARTSEN	478.380
1.432	D STICHTING PGGM DEPOSITARY	10.145.861
2.078	D STICHTING PHILIPS PENSIOENFONDS	953.390
1.193	D STICHTING RABOBANK PENSIOENFONDS	5.023.021
462	D STICHTING SHELL PENSIOENFONDS	2.769.674
2.074	D STICHTING TRUST F AND C UNHEDGE	370.305
860	D SUBSIDIZED SCHOOLS P FUND NORTHERN	182.537
615	D SUN LIFE MFS LOW VOLATILY INTERNATION	119.297
1.657	D SUNAMERICA SERIES TRUST - SA INTERNATIONAL INDEX PORTFOLIO	136.619
1.651	D SUNAMERICA SERIES TRUST GLOBAL EQUITIES PORTFOLIO	360.140
1.655	D SUNAMERICA SERIES TRUST- SA BLACKROCK VCP GLO MUL ASSET PTF	172.059
1.656	D SUNAMERICA SERIES TRUST- SA SCHRODERS VCP GLO ALLOC PORTFOLIO	64.530
1.652	D SUNAMERICA SERIES TRUST TELECOM UTILITY PORTFOLIO	272.236
1.807	D SUNSUPER SUPERANNUATION FUND	915.151
394	D SUPER FUNDS MANAG CORP SOUTH AUSTRALIA	453.000
396	D SUPERANNUATION FUNDS MANAGEMENT CORPORATION OF SOUTH AUSTRALIA	483.643
411	D SUPERANNUATION FUNDS MANAGEMENT CORPORATION OF SOUTH AUSTRALIA	68.855
1.866	D SWISS & GLBL ASSET MNGMNT AG ON BHLF OF ZUR INVEST INSTT FNDS	294.076
1.803	D SWISS AND GLOBAL AM AG ON BEHALF OF SSGA EUROPE EQUITY INDEX	23.030
826	D SWISS NATIONAL BANK	28.906.619
825	D SWISSCANTO FONDSLEITUNG AG	3.267.941
1.165	D SYNGENTA UK PZENA	380.275
430	D T ROWE PRICE INTERNATIONAL EQUITY INDEX	274.482
11	D T. ROWE PRICE FUNDS SICAV	7.495
882	D TACS NONUS EQUITY CORE MKT CONTINU	834.348
1.636	D TANGERINE BALANCED GROWTH PORTFOLIO	86.522
1.634	D TANGERINE BALANCED INCOME PORTFOLIO	16.557
1.635	D TANGERINE BALANCED PORTFOLIO	101.866
1.637	D TANGERINE EQUITY GROWTH PORTFOLIO	74.941
264	D TARAVAO INVEST	20.000
1.606	D TAX - MANAGED INTERNATIONAL EQUITY PORTFOLIO	48.562

## Elenco Intervenuti (Tutti ordinati alfabeticamente)

## Assemblea Ordinaria

Badge	Titolare		Ordinaria
	Tipo Rap.	Deleganti / Rappresentati legalmente	
251	D	TCORPIM INDEXED INT SHARE(UNHEDGED) F	85.795
249	D	TCORPIM INTERNAT SHARES (UNHEDGED) FU	798.880
250	D	TCORPIM INTERNAT SHARES (UNHEDGED) FU	251.145
2.657	D	TD EMERALD INTERNATIONAL EQUITYINDEX FUND	1.789.840
2.659	D	TD EUROPEAN INDEX FUND .	53.547
2.660	D	TD INTERNATIONAL EQUITY INDEX ETF	2.354
1.176	D	TEA BLACKROCK INC INTL	1.986.367
1.810	D	TEACHER RETIREMENT SYSTEM OF TEXAS	16.921.108
2.664	D	TEACHERS' RETIREMENT ALLOWANCESFUND	14.083
956	D	TEACHERS' RETIREMENT SYSTEM OF LOUISIANA	43.917
957	D	TEACHERS' RETIREMENT SYSTEM OF LOUISIANA	1.156.100
1.459	D	TEACHERS' RETIREMENT SYSTEM OF THE STATE OF ILLINOIS	13.232
1.460	D	TEACHERS' RETIREMENT SYSTEM OF THE STATE OF ILLINOIS	3.058.239
2.351	D	TEACHERS' S RETIREMENT SYSTEM OF OKLAHOMA	1.055.906
341	D	TELSTRA SUPERANNUATION SCHEME	779.040
348	D	TELSTRA SUPERANNUATION SCHEME	1.129.925
1.812	D	TENNESSEE CONSOLIDATED RETIREMENT SYSTEM	5.134.859
1.250	D	TENNESSEE VALLEY AUTHORITY RETIREMENT SYSTEM	384.831
464	D	TFL PENSION FUND	2.710.456
996	D	TGWF PANAGORA INTL EQ	61.293
1.879	D	THE AB PORTFOLIOS - AB BALANCED WEALTH STRATEGY	104.826
1.880	D	THE AB PORTFOLIOS - AB CONSERVATIVE WEALTH STRATEGY	14.574
1.878	D	THE AB PORTFOLIOS - AB TAX-MANAGED BALANCED WEALTH STRATEGY	10.350
1.881	D	THE AB PORTFOLIOS-AB TAX-MANAGED WEALTH APPRECIATION STRATEGY	141.020
95	D	THE ADV.INNER C.CORNERST.AD.GL.PUB.EQ. F	74.227
96	D	THE ADVISORS' INNER CIRCLE FUND CORNER STONE ADVISORS GLOBAL PUBLIC EQUITY FUND	145.776
1.514	D	THE ALLIANCEBERNSTEIN POOLING PTF - ALLIANCEB VOL MNGM PTF	70.699
2.119	D	THE AVI CHAI FOUNDATION	8.500
336	D	THE BARCLAYS BANK UK RETIREMENT FUND	286.966
351	D	THE BARCLAYS BANK UK RETIREMENT FUND	159.128
2.259	D	THE BERNSTEIN INT VALUE (UNHEDGED CAP-WEIGHTED) SER	93.190
355	D	THE BOEING COMPANY EMPLOYEE RETIREMENT P	2.393.300
361	D	THE BOEING COMPANY EMPLOYEE RETIREMENT P	1.530.106
620	D	THE BOMBARDIER TRUST (UK)	1.604.605
623	D	THE BOMBARDIER TRUST (UK)	120.322
2.662	D	THE BOSTON COMPANY PRIVATE TRUTHE INTERNATIONAL EQ	142.474
1.203	D	THE BUCKINGHAM FUND	37.278
2.215	D	THE BUNTING FAM INT DEVELOPED EQUITY LIMITED LIABILITY CO	7.322
2.629	D	THE CANADA LIFE ASSURANCE COMPANY	247.223
2.632	D	THE CANADIAN MEDICAL PROTECTIVE ASSOCIATION	90.976
1.206	D	THE CHILDREN S AID SOCIETY RETIREMENT PLAN TRUST	11.300
1.205	D	THE CHILDRENS AID SOCIETY	43.300

## Elenco Intervenuti (Tutti ordinati alfabeticamente)

## Assemblea Ordinaria

Badge	Titolare		Ordinaria
	Tipo Rap.	Deleganti / Rappresentati legalmente	
1.017	D	THE CLEVELAND CLINIC FOUNDATION	353.407
2.329	D	THE COCA-COLA COMPANY MASTER RETIREMENT TRUST	735.000
2.294	D	THE CULLEN TRUST FOR HEALTH CARE	47.952
914	D	THE FALKLAND ISLANDS GOVERNMENT FALKLAND ISLANDS GOVERNMENT GROWTH FUND	99.458
913	D	THE FALKLANDS ISLANDS GOVERNMENT	96.051
1.608	D	THE GABELLI DIVIDEND & INCOME TRUST	230.000
1.609	D	THE GABELLI GLOBAL UTILITY & INCOME TRUST	80.000
2.639	D	THE GREAT-WEST LIFE ASSURANCE COMPANY	201.256
1.617	D	THE HARTFORD GLOBAL REAL ASSET FUND	114.712
1.618	D	THE HARTFORDGLOBAL ALL- ASSET FUND	20.184
390	D	THE INCOME FUND OF AMERICA INC	14.584.600
2.221	D	THE JBUT MASTER INVESTMENT PARTNERSHIP LLP	12.340
597	D	THE KATHERINE MOORE REVOCABLE TRUST	15.133
2.303	D	THE LEVERHULME TRUST	233.893
1.145	D	THE MANUFACTURERS LIFE INSURANCE COMPANY	460.237
1.551	D	THE MASTER TR BK OF JP LTD ATF INVESCO DEV COUNT EQ INDEX M F	750
555	D	THE MASTER TRUST BANK OF JAPAN	170.266
50	D	THE MASTER TRUST BANK OF JAPAN LTD	5.274
51	D	THE MASTER TRUST BANK OF JAPAN LTD	15.504
63	D	THE MASTER TRUST BANK OF JAPAN LTD	209.109
66	D	THE MASTER TRUST BANK OF JAPAN LTD	44.180
67	D	THE MASTER TRUST BANK OF JAPAN LTD	12.430
74	D	THE MASTER TRUST BANK OF JAPAN LTD	256.884
83	D	THE MASTER TRUST BANK OF JAPAN LTD	157.848
85	D	THE MASTER TRUST BANK OF JAPAN LTD	15.450
91	D	THE MASTER TRUST BANK OF JAPAN LTD	132.393
456	D	THE MASTER TRUST BANK OF JAPAN LTD	9.812.150
457	D	THE MASTER TRUST BANK OF JAPAN LTD	8.354.295
472	D	THE MASTER TRUST BANK OF JAPAN LTD	9.803.313
527	D	THE MASTER TRUST BANK OF JAPAN LTD	325.174
553	D	THE MASTER TRUST BANK OF JAPAN LTD	166.988
568	D	THE MASTER TRUST BANK OF JAPAN LTD	155.632
678	D	THE MASTER TRUST BANK OF JAPAN LTD	132.000
682	D	THE MASTER TRUST BANK OF JAPAN LTD	20.510
684	D	THE MASTER TRUST BANK OF JAPAN LTD	252.000
458	D	THE MASTER TRUST BANK OF JAPAN, LTD AS TRUSTEE FOR MUTB400045796	9.952.576
468	D	THE MASTER TRUST BANK OF JAPAN, LTD. AS TRUSTEE FOR MUTB400045792	8.402.055
1.522	D	THE MASTER TRUST BK OF JP LTD: HITACHI FOREIGN EQ INDEX MF	147.136
1.572	D	THE MASTER TRUST BK OF JP LTD: RUSSELL GLB ENVIR TECH FUND	3.338
1.553	D	THE MASTER TRUST BK OF JP RE F RUSSELL INV (JP) INTL EQUITY F	234.700
2.137	D	THE MAZENER FUND	494.846
1.453	D	THE METHODIST HOSPITAL	218.100
1.433	D	THE NOMURA TRUST AND BANKING CO LTD	154.777
1.434	D	THE NOMURA TRUST AND BANKING CO LTD	9.811

## Elenco Intervenuti (Tutti ordinati alfabeticamente)

## Assemblea Ordinaria

Badge	Titolare		Ordinaria
	Tipo Rap.	Deleganti / Rappresentati legalmente	
2.126	D	THE NORTHERN TRUST COMPANY SUB-ADVISED COLLECTIVE FUNDS TRUST	4.719.683
793	D	THE PENS PL OF THE UNITED CHURCH OF CAN	167.800
611	D	THE PHASE INVESTMENT FUND	65.696
1.681	D	THE PRUDENTIAL INSURANCE COMPANY OF AMERICA	628.929
1.590	D	THE REGENTS OF THE UNIVERSITY OF CALIFORNIA	8.108.176
1.449	D	THE RETIREMENT ANN PL FOR EMPL OF THE ARMY&AIR FORCE EX SERV	155.782
2.635	D	THE ROYAL INST FOR THE ADVANCEMENT OF LEARNING MCGILL UNIVERSITY	105.681
1.248	D	THE STATE OF CONNECTICUT ACTINGTHROUGH ITS TREASURER	1.747.825
1.495	D	THE STATE OF NEVADA	68.297
904	D	THE STELLAR FUND	88.419
2.115	D	THE TRUSTEES OF BP PENSION FUND	3.268.071
2.377	D	THE TRUSTEES OF CABLE & WIRELESS SUPERANNUATION FUND	321.225
2.383	D	THE TRUSTEES OF CATERPILLAR PENSION PLAN	188.800
2.057	D	THE TRUSTEES OF CONOCOPHILLIPS PENSION PLAN	220.237
2.076	D	THE TRUSTEES OF GOLDMAN SACHS UK RETIREMENT PLAN	14.405
2.384	D	THE TRUSTEES OF JAGUAR PENSION PLAN	138.087
2.066	D	THE TRUSTEES OF JOHNSON & JOHNSON UK GROUP RETIREMENT PLAN	46.313
2.385	D	THE TRUSTEES OF LAND ROVER PENSION SCHEME	173.100
2.386	D	THE TRUSTEES OF MICHELIN PENSION & LIFE ASSURANCE PLAN	77.544
2.141	D	THE TRUSTEES OF PARLIAMENTARY CONTRIBUTORY PENSION FUND	87.000
2.081	D	THE TRUSTEES OF SAL PENSION SCHEME	53.870
2.065	D	THE TRUSTEES OF STAGECOACH GROUP PENSION SCHEME	572.200
2.376	D	THE TRUSTEES OF THE BT PENSION SCHEME	534.755
2.320	D	THE TRUSTEES OF THE HENRY SMITH CHARITY	254.591
2.077	D	THE TRUSTEES OF THE KELLOGG BROWN AND ROOT (UK) LTD PENSION PL	85.800
2.379	D	THE TRUSTESS OF IBM PENSION PLAN	235.823
2.018	D	THE UNIVERSAL INST F INC - GLOBAL STRATEGIST PORTFOLIO	4.573
1.715	D	THE UNIVERSITY OF HONG KONG	35.573
1.570	D	THE WALT DISNEY COMPANY RETIREMENT PLAN MASTER TRUST	111.482
1.841	D	THE WELLINGTON TR CO NAT ASS MULT COLLECTIVE INV F TRUST II	123.875
1.838	D	THE WELLINGTON TR CO NAT ASS MULT COMM, ENDURING ASSETS PTF	1.180.874
1.837	D	THE WELLINGTON TR COM NATIONAL ASS MULT COLLECT INV F TRUST	781.961
911	D	THOMAS JEFFERSON UNIVERSITY	230.929
1.530	D	THORNBURG INVESTMENT INCOME BUILDER FUND	15.700.200
1.963	D	THRIFT SAVINGS PLAN	21.678.614
1.780	D	THRIVENT PARTNER WORLDWIDE ALLOCATION FUND	263.178
1.781	D	THRIVENT PARTNER WORLDWIDE ALLOCATION PORTFOLIO	579.002



## Elenco Intervenuti (Tutti ordinati alfabeticamente)

## Assemblea Ordinaria

Badge	Titolare	Tipo Rap.	Deleganti / Rappresentati legalmente	Ordinaria
1.578	D		TIAA-CREF FUNDS - ENHANCED INTERNATIONAL EQUITY INDEX FUND	2.692.631
1.997	D		TIAA-CREF INTERNATIONAL EQUITY INDEX FUND	5.373.351
815	D		TMA UMBRELLA FD-TMA ACWI EX-JAPAN PORTF.	69.900
2.663	D		TORSTAR MASTER TRUST FUND .	211.404
1.288	D		TOUCHSTONE STRATEGIC TRUST-TOU	81.000
2.164	D		TOWERS WATSON PENSION SCHEME	40.000
1.451	D		TOWERS WATSON U.S. PENSION PLAN TRUST	158.375
1.554	D		TOYOTA MOTOR PENSION FUND	223.583
1.632	D		TRANSAMERICA AB DYNAMIC ALLOCATION VP	39.844
1.641	D		TRANSAMERICA BLACKROCK GLOBAL ALLOCATION VP	705.964
1.630	D		TRANSAMERICA JPMORGAN TACTICAL ALLOCATION VP	109.592
2.067	D		TRANSNET RETIREMENT FUND	258.701
2.068	D		TRANSPORT PENSION FUND	64.400
2.321	D		TRINITY COLLEGE CAMBRIDGE	56.565
812	D		TRUST & CUSTODY SERVICES BANK LTD AS TRUSTEE FOR PENSION INVESTMENT FUND TRUST NUMBER 21	208.301
1.276	D		TRUST AND CUSTODY SERV BANK	519.367
1.285	D		TRUST AND CUSTODY SERV BANK LT	219.392
537	D		TRUST AND CUSTODY SERVICED BANK LIMITED	1.596.246
569	D		TRUST AND CUSTODY SERVICED BANK LIMITED	67.021
811	D		TRUST E CUSTODY SERVICES BANK LTD	1.151.702
1.448	D		TRUST FOR RETIR MED, DENT & LIFE INS ARMY&AIR FORCE EXCH	69.083
2.415	D		TT INTERNATIONAL FUNDS PLC	358.325
1.012	D		TTPF PANAGORA DYN INTL EQ	59.866
1.190	D		TTPT INTL EQ PORT LSV PDI1	495.000
2.322	D		TYCO ELECTRONICS DEFINED BENEFIT PLANS MASTER TRUST	127.100
2.389	D		TYNE AND WEAR PENSION FUND	766.983
2.648	D		U.S. AND INTERNATIONAL SPECIALTY CLASS	17.482
1.586	D		UAW RETIREE MEDICAL BENEFITS TRUST	4.131.639
285	D		UBI SICAV	114.924
1.271	D		UBS (CAY) GLOBAL GROWTH AND IN	2.574
1.826	D		UBS (IRL) ETF PLC	614.225
1.359	D		UBS (LUX) EQUITY SICAV	3.252.766
1.358	D		UBS (LUX) SICAV 1	75.937
1.360	D		UBS (LUX) SICAV 1 EMU EQUITIES ENHANCED (EUR)	1.058.304
1.349	D		UBS (LUX) STRATEGY XTRA SICAV	40.813
407	D		UBS (US) GROUP TRUST	274.548
1.352	D		UBS ASSET MANAGEMENT (AUSTRALIA) LTD	28.329
1.356	D		UBS ASSET MANAGEMENT (AUSTRALIA) LTD	20.672
413	D		UBS ASSET MANAGEMENT LIFE LTD	82.919
1.917	D		UBS ETF	5.791.734
1.918	D		UBS ETF	256.798
1.919	D		UBS ETF	348.753
1.920	D		UBS ETF	311.276
1.921	D		UBS ETF	861.814
1.922	D		UBS ETF	1.900.931
1.923	D		UBS ETF	182.463
1.916	D		UBS ETF-UBS-ETF DJ EURO STOXX 50	2.281.511
609	D		UBS FTSE RAFI DEVELOPED 1000 INDEX FUND	304.555

## Elenco Interventuti (Tutti ordinati alfabeticamente)

## Assemblea Ordinaria

Badge	Titolare	Ordinaria
Tipo Rap.	Deleganti / Rappresentati legalmente	
1.345	D UBS FUND MANAGEMENT (SWITZERLAND) AG.	2.710.815
1.347	D UBS FUND MANAGEMENT (SWITZERLAND) AG.	3.353.089
1.357	D UBS FUND MANAGEMENT(LUXEMBOURG) SA	121.485
1.365	D UBS FUND MANAGEMENT(LUXEMBOURG) SA	1.817.222
1.346	D UBS FUND MGT (CH) AG CH0538 UBSCHIF2 EGXS II	20.723
335	D UBS GLOBAL ASSET MANAGEMENT LIFE LTD	2.089.215
1.362	D UBS GLOBAL SOLUTIONS - GLOBAL EQUITIES EUR	67.157
1.363	D UBS GLOBAL SOLUTIONS - GLOBAL EQUITIES II EUR	85.799
2.109	D UBS IQ MSCI EUROPE ETHICAL ETF	5.152
2.108	D UBS IQ MSCI WORLD EX AUSTRALIA ETHICAL ETF	6.363
1.355	D UBS MULTI MANAGER ACCESS EMU EQUITIES	827.315
1.080	D UCFE SANDERS CAPITAL LLC	117.800
1.297	D UF 6 A ACT	134.594
1.053	D UFJF MCM MSCI WORLD FD	97.641
525	D UKA-FONDS	141.870
1.251	D UMC BENEFIT BOARD, INC	531.845
766	D UNION EUROPE VALUE	1.361.042
1.336	D UNION INVESTMENT LUXEMBOURG SA	558.004
2.308	D UNION OF THE SIS OF THE PRES OF THE BLESSED VIRGIN MARY-GEN	162.592
2.352	D UNION PACIFIC CORPORATION MASTER RETIREMENT TRUST	439.400
252	D UNISUPER	94.227
1.148	D UNISYS MASTER TRUST	519.624
2.267	D UNIT NAT RELIEF AND WORKS AG FOR PALEST REF IN THE NEAR EAST	249.909
1.103	D UNITED CHURCH FUNDS LSV ASSET MGMT	182.800
2.263	D UNITED NATIONS JOINT STAFF PENSION FUND	9.974.337
2.264	D UNITED NATIONS, ON BEHALF OF UNITED NATIONS UNIVERSITY END F	52.300
2.397	D UNITED SERVICES AUTOMOBILE ASSOCIATION	747.100
1.569	D UNITED TECHNOLOGIES CORPORATION EMPLOYEE SAVINGS PLAN	515.967
1.435	D UNITED TECHNOLOGIES CORPORATION MASTER RETIREMENT TRUST (GLOBAL) C/O ANALYTIC INVESTORS LLC	13.536
2.525	D UNIVERS CNP 1	441.860
2.020	D UNIVERSAL INVESTMENT FUNDS	202.800
222	D UNIVERSAL-CAV	201.456
223	D UNIVERSAL-OCO	30.619
769	D UNIVERSE THE CMI GLOBAL NETWORK FUND	1.082.903
782	D UNIVERSITIES SUPERANNUATION SCHEME	17.799.691
2.672	D UNIVERSITY OF GUELPH	70.900
2.671	D UNIVERSITY OF GUELPH FOREIGN PROPERTY TRUST	218.300
374	D UNIVERSITY OF HONG KONG STAFF TERMINAL B	19.442
2.433	D UNIVEST	1.623.819
1.252	D UPS GROUP TRUST	188.019
2.272	D URBAN REDEVELOPMENT AUTHORITY	54.289
1.109	D US BANK GUIDEMARK WORLD EX US FUND	82.769
1.107	D US BK BROOKFIELD GLB LST INF IN FD	622.800
1.111	D US BK DUNHAM INTERNATL STOCK FUND	53.039
1.480	D US RETIREMENT TRUST	133.611
2.354	D USAA CASUALTY INSURANCE COMPANY	2.184.700

## Elenco Intervenuti (Tutti ordinati alfabeticamente)

## Assemblea Ordinaria

Badge	Titolare		Ordinaria
	Tipo Rap.	Deleganti / Rappresentati legalmente	
2.355	D	USAA GENERAL INDEMNITY COMPANY	585.100
1.512	D	USAA GLOBAL EQUITY INCOME FUND	255.410
2.325	D	USAA MASTER TRUST (PENSION AND RSP)	16.854
1.118	D	USBK AHAI RHUMBLINE ADVISERS	27.539
1.121	D	USBK AMERICAN HEART ASSOCIATION INC	12.018
1.115	D	USBK BBIEF MONDRAIN INVST PTPS LTD	3.735.755
1.108	D	USBK BROOKFIELD GBL LIS INFRAS FD	612.000
1.114	D	USBK BROOKFIELD REAL ASSETS SEC FD	95.500
1.117	D	USBK EAGLE INTERNATIONAL STOCK FD	37.247
1.112	D	USBK LCLS 302 N 612 IUOE CON IND RE	166.200
1.113	D	USBK LSV GLOBAL VALUE FUND	3.700
1.110	D	USBK NEWTON AND ROCHELLE BECKER FDN	10.440
1.116	D	USBK REGIONAL TRANSPORTATION DSP	11.575
980	D	USMIA GLOBAL EQUITY	27.477
2.353	D	UTAH STATE RETIREMENT SYSTEMS	1.200.846
1.177	D	UTC EDHEC BLACKROCK UNITED TECHNOLOGIES CORPORATION MASTER RETIREMENT	21.043
600	D	VALEO NORTH AMERICA, INC. MASTER PENSION	65.067
2.003	D	VALIC COMPANY I - INTERNATIONAL EQUITIES FUND	549.725
2.254	D	VALUEQUEST PARTNERS LLC	28.229
2.357	D	VAN ANDEL INSTITUTE	159.864
1.832	D	VANGUARD DEVEL ALL-CAP EX NORTH AMERICA EQT IND POOLED FUND	14.116
43	D	VANGUARD DEVELOPED MARKETS INDEX FUND	34.749.743
42	D	VANGUARD EUROPEAN STOCK INDEX FUND	13.744.879
473	D	VANGUARD FID COMPANY EUROPEAN STOCK INDE	430.918
69	D	VANGUARD FTSE ALL-WORLD EX US INDEX FUND	11.368.310
1.831	D	VANGUARD FTSE DEVELOPED ALL CAP EX NORTH AMERICA INDEX ETF	70.153
1.830	D	VANGUARD FTSE DEVELOPED EUROPE ALL CAP INDEX ETF	77.183
1.836	D	VANGUARD FTSE DEVELOPED EUROPE INDEX ETF	17.315
77	D	VANGUARD FUNDS PLC	1.883.762
344	D	VANGUARD GLOBAL QUANTITATIVE EQUITY FUND	17.442
1.833	D	VANGUARD GLOBAL VALUE FACTOR ETF	2.139
342	D	VANGUARD INTERNATIONAL SHARE INDEX FUND	121.063
388	D	VANGUARD INTERNATIONAL SHARE INDEX FUND	2.040.574
1.067	D	VANGUARD INTL HIGH DIV YLD INDEX FD	320.090
2.083	D	VANGUARD INV F ICVC-VANGUARD FTSE DEV EUROPE EX-UK EQ INDEX F	1.979.382
2.082	D	VANGUARD INV FDS ICVC-VANG FTSE DEV WOR LD EX - UK EQT IND FD	912.658
2.084	D	VANGUARD INV FUNDS ICVC-VANGUARD FTSE GLOB ALL CAP IND FUND	7.248
81	D	VANGUARD INVESTMENT SERIES, PLC	11.222.239
1.835	D	VANGUARD INVESTMENTS COMMON CONTRACTUAL FUND	619.874
1.834	D	VANGUARD INVESTMENTS II COMMON CONTRACTUAL FUND	175.472
469	D	VANGUARD TOTAL INTERNATIONAL STOCK INDEX	93.434.868
64	D	VANGUARD TOTAL WORLD STOCK INDEX FUND	1.702.137
552	D	VANTAGETRUST III MASTER COLLECTIVE INVES	3.039.866
345	D	VARIABLE PORTFOLIO - LAZARD INTERNATIONAL EQUITY ADVANTAGE FUND	871.774

## Elenco Intervenuti (Tutti ordinati alfabeticamente)

## Assemblea Ordinaria

Badge	Titolare	Tipo Rap.	Deleganti / Rappresentati legalmente	Ordinaria
1.218	D		VEBA PARTNERSHIP N L P	106.033
1.219	D		VEBA PARTNERSHIP N L P	74.107
2.430	D		VERDIPAPIRFONDET KLP AKSJEEUROPA INDEKS 1	463.378
2.429	D		VERDIPAPIRFONDET KLP AKSJEGLOBAL INDEX 1	946.958
2.431	D		VERDIPAPIRFONDET KLP AKSJEGLOBAL LAVBETA I	2.603.704
589	D		VERMONT PENSION INVESTMENT COMMITTE	762.716
2.110	D		VFMC INTERNATIONAL EQUITY TRUST 1	100.843
2.111	D		VFMC INTERNATIONAL EQUITY TRUST 2	184.189
1.353	D		VICTORIAN SUPERANNUATION FUND	949.711
1.436	D		VICTORY CAPITAL INTERNATIONAL COLLECTIVE INVESTMENT TRUST	43.964
1.437	D		VICTORY CEMP DEVELOPED ENHANCED VOLATILITY WTD INDEX ETF	28.137
1.438	D		VICTORY CEMP INTERNATIONAL HIGH DIV VOLATILITY WTD INDEX ETF	61.967
1.439	D		VICTORY CEMP INTERNATIONAL VOLATILITY WTD INDEX ETF	5.199
1.440	D		VICTORY CEMP MARKET NEUTRAL INCOME FUND	23.688
1.441	D		VICTORY RS GLOBAL FUND	33.541
1.442	D		VICTORY RS INTERNATIONAL FUND	50.037
1.443	D		VICTORY RS INTERNATIONAL VIP SERIES	382.678
1.444	D		VICTORY TRIVALENT INTERNATIONAL FUND - CORE EQUITY	20.769
2.510	D		VILLIERS ALTO	223.084
754	D		VILLIERS DIVERSIFIE BNP PAM	1.831.126
1.149	D		VIRGINIA RETIREMENT SYSTEM	452.810
1.150	D		VIRGINIA RETIREMENT SYSTEM	2.271.897
1.151	D		VIRGINIA RETIREMENT SYSTEM	385.000
1.152	D		VIRGINIA RETIREMENT SYSTEM	1.894.500
1.153	D		VIRGINIA RETIREMENT SYSTEM	263.000
2.484	D		VOCATION MARCHE ARIANESPACE CONSEIL DE SURVEILLANCE DU FCP	9.645
2.317	D		VOL EMPL BEN ASS OF THE NON-REPR EMPL OF SOUT CAL EDISON CO	24.960
283	D		VONTOBEL FUND	1.778.814
948	D		VOYA BALANCED PORT INTL VALUE	82.590
947	D		VOYA EURO STOXX 50INDEX PORTFOLIO	1.193.702
942	D		VOYA GBL ADV AND PREM OPP FUND	111.280
941	D		VOYA GLOBAL EQUITY FUND	477.934
944	D		VOYA GLOBAL EQUITY PORTFOLIO	1.211.451
945	D		VOYA INFRSTRCTR INDUST AND MATRLSFD	1.009.495
1.222	D		VOYA INTERNATIONAL CORE FUND	89.792
946	D		VOYA INTERNATIONAL INDEX PORTFOLIO	859.670
1.221	D		VOYA MUTLI MANAGER INTERNATIONAL FACTORS FUND	209.859
943	D		VY INTL HIGH DIVIDEND EQTY INC FD	128.914
1.100	D		W11F LSV INTERNATIONAL	124.100
1.850	D		WASHINGTON STATE INVESTMENT BOARD	12.387.571
87	D		WELL TRCO NA MULTI. COLLECT. INV FUND	12.665
86	D		WELLI TRUS NAT ASSOC COMMON TRUST FUNDS	88.159
1.445	D		WELLINGTON ALTA FUND	11.830
1.846	D		WELLINGTON COMPOUND GROWTH, L.P.	22.297
1.864	D		WELLINGTON MANAGEMENT FUNDS (IRELAND) PLC	1.247.430

## Elenco Intervenuiti (Tutti ordinati alfabeticamente)

## Assemblea Ordinaria

Badge	Titolare		Ordinaria
	Tipo Rap.	Deleganti / Rappresentati legalmente	
2.023	D	WELLINGTON MGMT PTF KY-DIVERSIFIED INFLATION HEDGES PTF-Q INV	145.198
1.840	D	WELLINGTON TR CO NAT ASS MULT COM TR F TR DAILY END ASS PTF	1.275.313
1.839	D	WELLINGTON TR CO, NA MULT COMM TR F TR, REAL TOTAL RETURN PTF	780
1.842	D	WELLS FARGO BK DECL OF TR EST INV FUNDS FOR EMPLOYEE BEN TR	472.328
1.843	D	WELLS FARGO DIVERSIFIED INTERNATIONAL FUND	79.600
1.471	D	WELLS FARGO GLOBAL DIVIDEND OPPORTUNITY FUND	3.750.000
1.845	D	WELLS FARGO MASTER TRUST INTERNATIONAL VALUE PORTFOLIO	1.706.600
1.470	D	WELLS FARGO UTILITIES AND HIGH INCOME FUND	1.225.000
1.844	D	WELLS FARGO MASTER TRUST DIVERSIFIED STOCK PORTFOLIO	361.086
659	D	WEST MIDLANDS METROPOLITAN AUT PENS FD	1.942.000
1.253	D	WEST VIRGINIA INVESTMENT MANAGEMENT BOARD	3.293.860
660	D	WEST YORKSHIRE PENSION FUND	1.750.000
414	D	WESTMINSTER ATF ARTEMIS GLOBAL GROWTH F	1.384.000
2.101	D	WESTPAC INTERNATIONAL SHARE INDEX TRUST	327.739
1.156	D	WF AGILITY GLBL EQU LLC	229.200
1.037	D	WF AND CO CASH PLN EVERGN INV 1	355.577
1.036	D	WF AND CO CASH PLN MONDN INV PT	1.177.590
1.039	D	WF ASU FDTN FOR A NEW AM UNIVERSITY	40.900
1.040	D	WF MFS LTD EAFE GLOBAL	146.488
2.151	D	WHEELS COMMON INVESTMENT FUND	208.097
2.152	D	WHEELS COMMON INVESTMENT FUND	199.744
2.396	D	WHITBREAD GROUP PENSION FUND	176.904
238	D	WHOLESALE GLOBAL EQUITY INDEX FUND	37.574
232	D	WHOLESALE UNIT TRUST GLOBAL SHARES F 3	82.647
248	D	WHOLESALE UNIT TRUST GLOBAL SHS FUND 5	19.768
231	D	WHOLESALE UNIT TRUST MSCI GLOB INDEX SHS	68.341
1.019	D	WHTF WCTC PZENA	198.125
24	D	WIF- EUROPE OPPORTUNITIES	182.100
1.462	D	WILLIAM BEAUMONT HOSPITAL	24.337
2.193	D	WILSHIRE INTERNATIONAL EQUITY FUND	8.923
2.674	D	WINDWISE MSCI EAFE INDEX NON-LENDING, FUND FOR EXEMPT ORG.	392.073
1.853	D	WISDOMTREE DEFA EQUITY INCOME FUND	320.239
1.851	D	WISDOMTREE DYNAMIC CURRENCY HEDGED EUROPE EQUITY FUND	3.467
1.852	D	WISDOMTREE DYNAMIC CURRENCY HEDGED INTRNL EQUITY FUND	252.437
1.857	D	WISDOMTREE GLOBAL EX-U.S. HEDGED DIVIDEND FUND	2.918
1.855	D	WISDOMTREE GLOBAL HIGH DIVIDEND FUND	38.618
1.854	D	WISDOMTREE INTERNATIONAL EQUITY FUND	523.128
1.856	D	WISDOMTREE INTERNATIONAL LARGE CAP DIVIDEND FUND	325.411
1.847	D	WISDOMTREE ISSUER PUBLIC LIMITED COMPANY	86.620
137	D	WITAN INVESTMENT TRUST PLC	889.350
2.673	D	WOODBIDGE INVESTMENTS CORPORATION	77.700
2.112	D	WORKERS COMPENSATION DUST DISEASES AUTHORITY	29.143
1.974	D	WORLD ALPHA TILTS NON-LENDABLE FUND B	11.917

## Elenco Intervenuti (Tutti ordinati alfabeticamente)

## Assemblea Ordinaria

Badge	Titolare	Tipo Rap.	Deleganti / Rappresentati legalmente	Ordinaria
2.028	D		WORLD INDEX OLUS SECURITIES LENDING COMMON TRUST FUND	73.464
26	D		WORLDVIEW INVESTMENT FUND EUROPE CORE EQUITY FUND	342.000
2.150	D		WRIGLEY RETIREMENT PLAN	65.488
1.848	D		WSIB INVESTMENTS (PUBLIC EQUITIES) POOLED FUND TRUST	2.196.350
401	D		WSSP INTERNATIONAL EQUITIES TRUST	164.475
2.358	D		WYOMING RETIREMENT SYSTEM	191.723
1.543	D		XEROX CANADA EMPLOYEES RETIREMENT PLAN	47.900
1.454	D		XEROX CORPORATION RETIREMENT & SAVINGS PLAN	82.200
2.679	D		YORK UNIVERSITY PENSION FUND .	379.600
<b>Totale azioni</b>				<b>3.448.868.256</b> 33,923250%
6918			ANA MARIA BARREIRA LOPEZ	0
1	D		ERRICO ROBERTO	5
<b>Totale azioni</b>				<b>5</b> 0,000000%
6150			ANGELETTI FRANCO	25
<b>Totale azioni</b>				<b>25</b> 0,000000%
6746			BADOLATI AURELIO GIUSEPPE	4.125
<b>Totale azioni</b>				<b>4.125</b> 0,000041%
6498			BASILE STEFANO	0
1	D		ENPAM	31.155.499
<b>Totale azioni</b>				<b>31.155.499</b> 0,306447%
6118			CARDINALI LUIGI	0
3	D		CAALLEANZA ASSICURAZIONI SPA	4.193.208
4	D		CAMGESTION	240.527
2	D		GENERALI ESPANA SA DE SEGUROS Y REASEGUROS	183.174
1	D		GENERALI ITALIA SPA	18.800.868
5	D		GENERTELLIFESPA	3.687.859
<b>Totale azioni</b>				<b>27.105.636</b> 0,266612%
6982			CHIURAZZI LUIGI	32.357
<b>Totale azioni</b>				<b>32.357</b> 0,000318%
6545			COMPUTERSHARE SPA RAPPRESENTANTE DESIGNATO EX ART. 135 UNDECIES TUF NELLA PERSONA DI ENRICO MONICELLI	0
1	D		ROSSETTI RAUL FERNANDO	1.520
<b>Totale azioni</b>				<b>1.520</b> 0,000015%
6586			CRISTIANI GIANNI	3.637
<b>Totale azioni</b>				<b>3.637</b> 0,000036%
6723			DI STEFANO STEFANO	0
1	D		MINISTERO DELL'ECONOMIA E DELLE FINANZE	2.397.856.331
<b>Totale azioni</b>				<b>2.397.856.331</b> 23,585441%
6417			DORI CARLO	350
<b>Totale azioni</b>				<b>350</b> 0,000003%
6803			FRANCHI GIULIA	0

## Elenco Intervenuti (Tutti ordinati alfabeticamente)

## Assemblea Ordinaria

Badge	Titolare	Tipo Rap.	Deleganti / Rappresentati legalmente	Ordinaria	
1	D GEREBIZZA ELENA				5
				Totale azioni	5
					0,000000%
6974	GARAU CLAUDIO				12.020
					0,000118%
6928	GRANATA ALFREDO				0
1	D INARCASSA - CASSA NAZIONALE DI PREVIDENZA ED ASSISTENZA PER				18.435.640
				Totale azioni	18.435.640
					0,181334%
6579	GUERRISI ORLANDO				0
1	D ONOFRI MARIA				25
				Totale azioni	25
					0,000000%
6384	IEPPARIELLO ANTONIO				10.000
					0,000098%
6127	LAGHI FERDINANDO				0
1	D BARANES ANDREA				10
				Totale azioni	10
					0,000000%
6259	LAURIA ANTONIETTA				0
1	D IENO RAFFAELE				550
				Totale azioni	550
					0,000005%
6680	LEONETTI SALVATORE				10.445
					0,000103%
6230	MEGGIOLARO MAURO				0
1	D FONDAZIONE FINANZA ETICA				250
				Totale azioni	250
					0,000002%
6371	MILITI VALTER				0
1	D CASSA NAZIONALE DI PREVIDENZA E ASSISTENZA FORENSE				52.417.000
				Totale azioni	52.417.000
					0,515576%
6055	NOTARFONZO ARNALDO				15.000
					0,000148%
6420	PALUMBO MARIA ANTONIETTA				595
					0,000006%
6561	PEDERSOLI LANFRANCO				6.000
					0,000059%
6962	RICCI MARIO				45.073
					0,000443%
6189	RINELLI DOMENICO				58.514
					0,000576%
6274	RIZZO ANTONIO				0
1	D DESSI' ERMINIO				3.000
				Totale azioni	3.000
					0,000030%
6139	ROSSI AGOSTINO				0

## Elenco Intervenuti (Tutti ordinati alfabeticamente)

## Assemblea Ordinaria

Badge	Titolare	Tipo Rap.	Deleganti / Rappresentati legalmente	Ordinaria	
1	D ROSSI PAOLO				8.698
				Totale azioni	8.698
					0,000086%
6954	RUIZ BAUTISTA OLAYA CARLOTA				0
1	D TRICARICO MICHELE				10
				Totale azioni	10
					0,000000%
6109	SANCIOLO MAURO				148
					0,000001%
6852	VAN DER ZWAN MAARTEN				0
1	D GRASSROOTS FOUNDATION GMBH				10
				Totale azioni	10
					0,000000%
6023	VAVALLI VITO UMBERTO				0
1	D FARAGLIA PATRIZIA				910
				Totale azioni	910
					0,000009%
6747	ZENA RICCARDO MASSIMO LUCA				0
1	D KAZAZI AGIM				4.000
				Totale azioni	4.000
					0,000039%
				Totale azioni in proprio	198.289
				Totale azioni in delega	5.975.963.563
				Totale azioni in rappresentanza legale	0
				<b>TOTALE AZIONI</b>	<b>5.976.161.852</b>
					<b>58,781843%</b>
				Totale azionisti in proprio	14
				Totale azionisti in delega	2.748
				Totale azionisti in rappresentanza legale	0
				<b>TOTALE AZIONISTI</b>	<b>2.762</b>
				<b>TOTALE PERSONE INTERVENUTE</b>	<b>34</b>

Legenda:

D: Delegante

R: Rappresentato legalmente



Assemblea Ordinaria del 04 maggio 2017ESITO VOTAZIONE

Oggetto : **Bilancio di esercizio al 31 dicembre 2016**

**Hanno partecipato alla votazione:**

-n° 2.749 azionisti,

portatori di n° 5.976.127.704 azioni ordinarie, tutte ammesse al voto,  
 pari al 58,781507% del capitale sociale.

**Hanno votato:**

		% su Azioni Ordinarie Ammesse al voto
Favorevoli	5.940.145.913	99,397908
Contrari	10	0,000000
SubTotale	<u>5.940.145.923</u>	99,397908
Astenuti	5.947.781	0,099526
Non Votanti	30.034.000	0,502566
SubTotale	<u>35.981.781</u>	0,602092
Totale	<u>5.976.127.704</u>	100,000000

Ai sensi dell'art. 135-undecies del TUF **non sono computate** ai fini del calcolo della maggioranza e del capitale richiesto per l'approvazione della delibera numero 0 azioni pari al **0,000000%** delle azioni rappresentate in aula.

LISTA ESITO DELLE VOTAZIONE  
Oggetto: Bilancio di esercizio al 31 dicembre 2016

**CONTRARI**

Badge 6127	Ragione Sociale LAGHI FERDINANDO	Proprio 0	Delega 10	Totale 10
Totale voti	10			
Percentuale votanti %	0,000000			
Percentuale Capitale %	0,000000			



Azionisti:  
Azionisti in proprio: 1  
Azionisti in delega: 0

Pagina 1

1 1

LISTA ESITO DELLE VOTAZIONE  
 Oggetto: Bilancio di esercizio al 31 dicembre 2016

ASTENUTI

Badge	Ragione Sociale	Proprio	Delega	Totale
6023	VAVALLI VITO UMBERTO	0	910	910
6420	PALUMBO MARIA ANTONIETTA	595	0	595
6984	AGOSTINI ANTONIO	0	0	0
**D	CHALLENGE FUNDS CHALLENGE ITALIAN EQUITY	0	4.000.000	4.000.000
**D	CHALLENGE FUNDS	0	1.633.531	1.633.531
**D	MEDIOLANUM SPEC SICAV-SIF EQUITY INCOME	0	75.000	75.000
**D	ROYAL BANK OF CANADA (CHANNELL ISLANDS) LIMITED	0	8.988	8.988
**D	ARROWGRASS MASTER FUND LTD C/O ARROWGRASS CAPITAL PARTNERS LLP	0	228.757	228.757

Totale voti 5.947.781  
 Percentuale votanti % 0,099526  
 Percentuale Capitale % 0,058503



Azionisti: \_\_\_\_\_  
 Azionisti in proprio: \_\_\_\_\_

7 Teste: 3  
 1 Azionisti in delega: 6

Pagina 2

LISTA ESITO DELLE VOTAZIONE

Oggetto: Bilancio di esercizio al 31 dicembre 2016

NON VOTANTI

Badge	Ragione Sociale	Proprio	Delega	Totale
6284	AGOSTINI ANTONIO	0	0	0
**D	KAIROS INTERNATIONAL SICAV - ITALIA	0	2.500.000	2.500.000
**D	KAIROS INTERNATIONAL SICAV - TARGET ITALY ALPHA	0	500.000	500.000
**D	KAIROS INTERNATIONAL SICAV - RISORGIMENTO	0	1.500.000	1.500.000
**D	FIDEURAM ASSET MANAGEMENT (IRELAND) FONDITALIA EQUITY ITALY	0	11.808.000	11.808.000
**D	FIDEURAM ASSET MANAGEMENT (IRELAND) FIDEURAM FUND EQUITY ITALY	0	590.000	590.000
**D	INTERFUND SICAV INTERFUND EQUITY ITALY	0	5.468.000	5.468.000
**D	ERSEL ASSET MANAGEMENT SGR S.P.A. - FONDERSEL PMI	0	300.000	300.000
**D	MEDIOLANUM GESTIONE FONDI SGR S.P.A. - FLESSIBILE ITALIA	0	7.000.000	7.000.000
**D	FIDEURAM INVESTIMENTI SGR S.P.A. - FIDEURAM ITALIA	0	368.000	368.000

Totale voti 30.034.000  
 Percentuale votanti % 0,502566  
 Percentuale Capitale % 0,295416

239




Azionisti:  
 Azionisti in proprio:

9 Teste:  
 0 Azionisti in delega:

1  
 9

LISTA ESITO DELLE VOTAZIONI  
 Oggetto: Bilancio di esercizio al 31 dicembre 2016

## FAVOREVOLI

Badge	Ragione Sociale	Proprio	Delega	Totale
6055	NOTARFONZO ARNALDO	15.000	0	15.000
6118	CARDINALI LUIGI	0	0	0
DE*	CAALLIENZA ASSICURAZIONI SPA	0	4.193.208	4.193.208
DE*	CAMGESTION	0	240.527	240.527
DE*	GENERALI ESPANA SA DE SEGUROS Y REASEGUROS	0	183.174	183.174
DE*	GENERALI ITALIA SPA	0	18.800.868	18.800.868
DE*	GENERTELLIFESPA	0	3.687.859	3.687.859
6139	ROSSI AGOSTINO	0	8.698	8.698
6150	ANGELETTI FRANCO	25	0	25
6189	RINELLI DOMENICO	58.514	0	58.514
6371	MILITI VALTER	0	0	0
DE*	CASSA NAZIONALE DI PREVIDENZA E ASSISTENZA FORENSE	0	52.417.000	52.417.000
6417	DORI CARLO	350	0	350
6498	BASILE STEFANO	0	0	0
DE*	ENEFAM	0	0	0
6506	A.PI.G.E. IN PERSONA DI CARLO DE MASI	0	31.155.499	31.155.499
6545	COMPUTERSHARE SPA RAPPRESENTANTE DESIGNATO EX ART. 135 UNDECIES TUF NELLA PERSONA DI ENRICO MONICELLI	0	106.208	106.208
	1.520		0	1.520
6561	PEDERSOLI LANFRANCO	6.000	0	6.000
6586	CRISTIANI GIANNI	3.637	0	3.637
6680	LEONETTI SALVATORE	10.445	0	10.445
6723	DI STEFANO STEFANO	0	0	0
DE*	MINISTERO DELL'ECONOMIA E DELLE FINANZE	0	2.397.856.331	2.397.856.331
6928	GRANATA ALFREDO	0	0	0
DE*	INARCASSA - CASSA NAZIONALE DI PREVIDENZA ED ASSISTENZA PER	45.073	18.435.640	18.435.640
6962	RICCI MARIO	32.357	0	32.357
6982	CHIURAZZI LUIGI	0	0	0
6984	AGOSTINI ANTONIO	0	9.590.000	9.590.000
**D	ARCA FONDI SGR - FONDO ARCA AZIONI ITALIA	0	5.271.213	5.271.213
**D	BLACKROCK INDEX SELECTION FUND	0	483.375	483.375
**D	ARK LIFE ASSURANCE COMPANY LIMITED	0	18.417.484	18.417.484
**D	FRANKLIN TEMPLETON INVESTMENT FUNDS	0	5.224.402	5.224.402
**D	JPMORGAN FUNDS	0	48.800.638	48.800.638
**D	JPMORGAN INVESTMENT FUNDS	0	2.144.074	2.144.074
**D	JPMORGAN FUNDS EUROPEAN BANK AND BUSINESS CENTRE	0	5.868.319	5.868.319
**D	SCHRODER INTERNATIONAL SELECTION FUND	0	129.622	129.622
**D	AQR UCITS FUNDS	0	1.990	1.990
**D	MORGAN STANLEY INVESTMENT FUNDS	0	7.495	7.495
**D	T. ROWE PRICE FUNDS SICAV	0	303.041	303.041
**D	CAPITAL GROWTH FUND ABSOLUTE INCOME GROW	0	147.008	147.008
**D	CAPITAL INTERNATIONAL FUND	0	44.300	44.300
**D	BAYERNINVEST KAPITALVERWALTUNGSGESSELLSCHAFT	0	674.481	674.481
**D	INVESTMENT PRIVATFONDS GMBH	0	0	0

Pagina 4

18  
27232732 Teste:  
9 Azionisti in delega:Azionisti:  
Azionisti in proprio:

## LISTA ESITO DELLE VOTAZIONE

Oggetto: Bilancio di esercizio al 31 dicembre 2016

## FAVOREVOLI

Badge	Regione Sociale	Proprio	Delega	Totale
**D	CBEE CLARION FUNDS ALCEDA FUND MANAGEMEN	0	48.006	48.006
**D	BAYERNINVEST KAPITALVERWALTUNGS-GESELLSC	0	157.202	157.202
**D	DKB EUROPA FONDS	0	111.488	111.488
**D	STAR FUND	0	5.000.000	5.000.000
**D	BAYERNINVEST KAPITALVERWALTUNGSGESELLSCHAFT MBH	0	1.170.109	1.170.109
**D	BAYERNINVEST KVG MBH	0	5.161.684	5.161.684
**D	NMMS WIEQ BRF ACCOUNT	0	140.700	140.700
**D	WIF- EUROPE OPPORTUNITIES	0	182.100	182.100
**D	NMMS GIEP BRI ACCOUNT	0	417.864	417.864
**D	WORLDVIEW INVESTMENT FUND EUROPE CORE EQUITY FUND	0	342.000	342.000
**D	GENERALI INVESTMENTS EUROPE SPA SGR	0	2.806.218	2.806.218
**D	GENERALI INVESTMENTS LUXEMBURG S.A.	0	2.895.103	2.895.103
**D	DFAM EQUITIES I	0	700.000	700.000
**D	MERRILL LYNCH PROFESSIONAL CLEARING CORP	0	6.139.937	6.139.937
**D	MERRILL LYNCH INTERNATIONAL	0	1.745.281	1.745.281
**D	SONDERVERMOGEN ALLIANZGI-FONDS DHCO	0	28.772	28.772
**D	SONDERVERMOGEN ALLIANZGI-FONDS DEW-CO	0	38.638	38.638
**D	SONDERVERMOGEN ALLIANZGI-FONDS VBE	0	367.106	367.106
**D	ALLIANZ GLR EQ EU RCM BEST STYLES	0	422.734	422.734
**D	ALLIANZ CGI EQ BEST STYLES	0	1.103.686	1.103.686
**D	SONDERVERMOGEN ALLIANZGI-FONDS DSW-CO	0	47.044	47.044
**D	SONDERVERMOGEN ALLIANZGI-FONDS DSW-DREFONDS	0	6.824	6.824
**D	GMO TAX-MANAGED INTERNATIONAL EQUITIES F	0	132.123	132.123
**D	GMO ALPHA ONLY FUND	0	48.045	48.045
**D	GMO INTERNATIONAL EQUITY FUND	0	6.787.484	6.787.484
**D	VANGUARD EUROPEAN STOCK INDEX FUND	0	13.744.879	13.744.879
**D	VANGUARD DEVELOPED MARKETS INDEX FUND	0	34.749.743	34.749.743
**D	SEI INST INVEST TRUST WORLD EQ EX-US FUN	0	1.686.620	1.686.620
**D	JTSB STB DAIWA STOCK INDEX FUND 9807	0	178.334	178.334
**D	GMO INTERNATIONAL LARGE/MID CAP EQUITY F	0	1.463	1.463
**D	JAPAN TRUSTEE SERVICES BANK LTD	0	41.093	41.093
**D	JAPAN TRUSTEE SERVICES BANK LTD	0	180.000	180.000
**D	JAPAN TRUSTEE SERVICES BANK LTD	0	36.642	36.642
**D	THE MASTER TRUST BANK OF JAPAN LTD	0	5.274	5.274
**D	THE MASTER TRUST BANK OF JAPAN LTD	0	15.504	15.504
**D	JAPAN TRUSTEE SERVICES BANK LTD	0	4.000	4.000
**D	FIDELITY FUNDS SICAV	0	826.652	826.652
**D	NN (I)	0	12.177.875	12.177.875
**D	NN (I) LIQUID	0	2.233.213	2.233.213
**D	ING DIRECT	0	559.731	559.731
**D	GIM TOKYO FD	0	424.076	424.076
**D	GIM SPECIALIST INVESTMENT FUNDS	0	4.134.121	4.134.121
**D	JAPAN TRUSTEE SERVICES BANK LTD	0	90.000	90.000

Azionisti:

Azionisti in proprio:

2732

Teste:

9 Azionisti in delega:

18

2723

LISTA ESITO DELLE VOTAZIONE

Oggetto: Bilancio di esercizio al 31 dicembre 2016

FAVOREVOLI

Badge	Ragione Sociale	Proprio	Delega	Totale
**D	JAPAN TRUSTEE SERVICES BANK LTD	0	24.000	24.000
**D	JAPAN TRUSTEE SERVICES BANK LTD	0	37.700	37.700
**D	SEI INST INV TRUST SCREENED WORLD EQ EX	0	41.860	41.860
**D	THE MASTER TRUST BANK OF JAPAN LTD	0	209.109	209.109
**D	VANGUARD TOTAL WORLD STOCK INDEX FUND	0	1.702.137	1.702.137
**D	PZENA VALUE FUNDS FL	0	520.838	520.838
**D	THE MASTER TRUST BANK OF JAPAN LTD	0	44.180	44.180
**D	THE MASTER TRUST BANK OF JAPAN LTD	0	12.430	12.430
**D	SEI INSTITUTIONAL INTERN TRUST INTERNATI	0	985.553	985.553
**D	VANGUARD FTSE ALL-WORLD EX US INDEX FUND	0	11.368.310	11.368.310
**D	GMO FUNDS PLC	0	622.356	622.356
**D	ICBC-CCBPAM GLOBAL OPPORTUNITY	0	8.430	8.430
**D	JAPAN TRUSTEE SERVICES BANK LTD	0	269.262	269.262
**D	FIRST TRUST EUROPE ALPHADEX FUND	0	206.615	206.615
**D	THE MASTER TRUST BANK OF JAPAN LTD	0	256.884	256.884
**D	JAPAN TRUSTEE SERVICES BANK LTD	0	39.202	39.202
**D	FIDELITY SAL ST SPARTAN GLOBAL EX US IN	0	994.309	994.309
**D	VANGUARD FUNDS PLC	0	1.883.762	1.883.762
**D	MACQUARIE GLOBAL LISTED INFRASTRUCTURE C	0	265.015	265.015
**D	ALLIANZGI NEJ INTERNATIONAL VALUE CIT	0	59.723	59.723
**D	SEI INSTITUTIONAL MANAGED TRUST MULTI-AS	0	67.914	67.914
**D	VANGUARD INVESTMENT SERIES, PLC	0	11.222.239	11.222.239
**D	FIDELITY SAL ST T SPARTAN TOTAL INT IN F	0	90.769	90.769
**D	THE MASTER TRUST BANK OF JAPAN LTD	0	157.848	157.848
**D	SEI INSTITUTIONAL MANAGED TRUST-TAX-MANAGED INTERNATIONAL MANAGED	0	214.945	214.945
**D	THE MASTER TRUST BANK OF JAPAN LTD	0	15.450	15.450
**D	WELLI TRUS NAT ASSOC COMMON TRUST FUNDS	0	88.159	88.159
**D	WELL TRCO NA MULTI. COLLECT. INV FUND	0	12.665	12.665
**D	INTERNATIONAL MULTI-ASSET DIVERSIFIED IN	0	20.884	20.884
**D	PIMCO FUNDS GLOBAL INVESTORS SERIES PLC	0	273.102	273.102
**D	SCHRODER INTERNATIONAL MULTI-CAP EQ	0	186.003	186.003
**D	THE MASTER TRUST BANK OF JAPAN LTD	0	132.393	132.393
**D	ADVISOR MANAGED TRUST - TACTICAL OFFENSI	0	235.342	235.342
**D	FIRST TRUST EUROZONE ALPHADEX ETF	0	9.895	9.895
**D	DEUTSCHE EUROPEAN EQUITY FUND	0	82.230	82.230
**D	THE ADV INNER C CORNERST.AD.GL.PUB.EQ. F	0	74.227	74.227
**D	THE ADVISORS' INNER CIRCLE FUND CORNER	0	145.776	145.776
**D	GLOBAL X SCIENTIFIC BETA EUROPE ETF	0	6.180	6.180
**D	FIRST TRUST DYNAMIC EUROPE EQUITY INCOME	0	2.606.133	2.606.133
**D	PANAGORA RISK PARITY M.A.C.FD	0	10.846	10.846
**D	FIRST TRUST RIVERFRONT DYNAMIC EUROPE ET	0	15.453	15.453
**D	FIRST TRUST RIVERFRONT DYN DEV INT ETF	0	32.672	32.672
**D	MONDRIAN ALL COUNTRIES WORLD EX-U.S	0	992.174	992.174

242

LISTA ESITO DELLE VOTAZIONE

Oggetto: Bilancio di esercizio al 31 dicembre 2016

FAVOREVOLI

Badge	Ragione Sociale	Proprio	Delega	Totale
**D	BROWN BROTHERS HARRIMAN + CO, BOSTON CUSTODIAN FOR: THE ADVISORS' INNER CIRCLE III / PINEBRIDGE DYNAMIC ASSET ALLOCATION	48.473		0
**D	48.473		2.726.913	2.726.913
**D	BBBOS/GALLERY TR-MONDRIA	0	72.138	72.138
**D	BEST INVESTMENT CORPORATION	0	351.693	351.693
**D	HSBC LIFE (INTERNATIONAL) LIMITED	0	29.640	29.640
**D	HSBC GROUP HONG KONG LOCAL STAFF RETIREMENT BENEFIT SCHEME	0	1.774	1.774
**D	HSBC MANAGED STABLE GROWTH FUND	0	5.933	5.933
**D	HSBC MANAGED STABLE FUND	0	33.161	33.161
**D	HSBC MANAGED GROWTH FUND	0	30.204	30.204
**D	HSBC GUARANTEED FUND	0	19.948	19.948
**D	HSBC MANAGED BALANCED FUND	0	17.783	17.783
**D	ISHARES EURO STOXX 50 INDEX ETF	0	41.542	41.542
**D	ISHAREP EURO INDEX SECURITY MASTER INVEST	0	526.223	526.223
**D	JPMORGAN MULTI INCOME FUND	0	81.786	81.786
**D	ALLIANZ CHOICE BEST STYLE EUR.FUND	0	23.752	23.752
**D	JPMORGAN EUROPE STRATEGIC DIVIDEND FUND	0	7.248.453	7.248.453
**D	CARDIF ASSURANCE VIE	0	172.000	172.000
**D	CARDIF ASSURANCE RISQUES DIVERS	0	51.263	51.263
**D	NADAUD	0	7.035.100	7.035.100
**D	KEMPEN EUROPEAN HIGH DIVIDEND FUND N.V.	0	479.874	479.874
**D	FCP SAINT MARTIN N1	0	565.356	565.356
**D	FCP CNP ACTIONS EM	0	1.337.292	1.337.292
**D	REGARD ACTIONS EURO	0	500.000	500.000
**D	REGARD ACTIONS DEVELOPEMENT DURABLE	0	154.000	154.000
**D	FCP IDR ACTIONS EURO	0	72.091	72.091
**D	FCP UBS F EURO OPPORT UNCON PEA EUR	0	858.280	858.280
**D	MUTAFACION 11	0	418.594	418.594
**D	SODIUM 1	0	289.528	289.528
**D	FCP CALCIUM QUANT	0	14.950	14.950
**D	SICAV UBS F OPP MONDE 10	0	202.300	202.300
**D	CARDIF LUX VIE	0	2.977.299	2.977.299
**D	HENDERSON INVESTMENT FUND OEIC	0	737.916	737.916
**D	HENDERSON INSTIT EUROPE INDEX OPP FUND	0	5.270.011	5.270.011
**D	CANDRIAM BELGIUM MANDAT FRF	0	411.103	411.103
**D	ALLIANZ GLOBAL INVESTORS FRANCE	0	889.350	889.350
**D	WIFAN INVESTMENT TRUST PLC	0	1.140.000	1.140.000
**D	ANIMA SGR SPA	0	2.289.711	2.289.711
**D	ANIMA SGR SPA	0	2.381.365	2.381.365
**D	ANIMA SGR SPA	0	7.418.059	7.418.059
**D	ANIMA SGR SPA	0	1.296.246	1.296.246
**D	ANIMA SGR SPA	0	958.265	958.265
**D	ANIMA SGR SPA	0	3.204.584	3.204.584

243



LISTA ESITO DELLE VOTAZIONE  
 Oggetto: Bilancio di esercizio al 31 dicembre 2016

## FAVOREVOLI

Badge	Ragione Sociale	Proprio	Delega	Totale
**D	ANIMA SGR SPA	0	4.308.250	4.308.250
**D	ANIMA SGR SPA	0	2.662.874	2.662.874
**D	ANIMA SGR SPA	0	1.399.825	1.399.825
**D	ANIMA SGR SPA	0	469.205	469.205
**D	ANIMA SGR SPA	0	298.300	298.300
**D	ALLIANZGI FONDS BREMEN	0	176.721	176.721
**D	ALLIANZGI FONDS DPWS	0	26.942	26.942
**D	ALLIANZGI FONDS NASPA PENSIONSFONDS	0	44.007	44.007
**D	DILL COFONDS	0	66.800	66.800
**D	ALLIANZGI FONDS ZUBB	0	13.744	13.744
**D	ALLIANZGI FONDS WERT	0	7.200	7.200
**D	ALLIANZGI FONDS VEMK	0	28.475	28.475
**D	ALLIANZGI FONDS VBDK	0	16.511	16.511
**D	ALLIANZGI FONDS REINVEST	0	22.065	22.065
**D	ALLIANZGI FONDS PUK	0	5.578	5.578
**D	ALLIANZGI FONDS PFD	0	15.583	15.583
**D	ALLIANZGI FONDS OJU	0	15.086	15.086
**D	ALLIANZGI FONDS INDU	0	23.073	23.073
**D	ALLIANZGI FONDS GANO 2	0	49.513	49.513
**D	ALLIANZGI FONDS GANO	0	9.727	9.727
**D	ALLIANZGI FONDS FIB	0	58.100	58.100
**D	ALLIANZGI FONDS AVP	0	3.787	3.787
**D	ALLIANZGI FONDS ALPEN	0	22.915	22.915
**D	DBI FONDS ACU K	0	419.982	419.982
**D	ALLIANZGI FONDS ZDD3	0	76.963	76.963
**D	ALLIANZGI FONDS VSF	0	14.303	14.303
**D	ALLIANZGI FONDS ABF	0	3.695	3.695
**D	ALLIANZGI FONDS APNIESA	0	685.388	685.388
**D	ALLIANZGI FONDS FEV	0	67.637	67.637
**D	DEAM FONDS EDV 1	0	40.599	40.599
**D	ALLIANZ GI FONDS RANW II	0	146.566	146.566
**D	ALLIANZGI FONDS PENSIONS	0	72.345	72.345
**D	CBP GROWTH	0	390.146	390.146
**D	ALLIANZGI FONDS PFALCO	0	154.690	154.690
**D	ALLIANZGI FONDS NBP	0	26.108	26.108
**D	ALLIANZGI FONDS AENV	0	1.203.981	1.203.981
**D	ALLIANZGI FONDS AESSAN	0	44.670	44.670
**D	ALLIANZGI FONDS AMEV	0	30.769	30.769
**D	ALLIANZGI FONDS DREDOK	0	105.875	105.875
**D	ALLIANZGI FONDS PSDN	0	93.400	93.400
**D	ALLIANZGI SYKK	0	10.252	10.252
**D	ALLIANZGI FONDS TOSCA	0	111.737	111.737
**D	FONDIS	0	220.685	220.685

Azionisti: 2732 Teste: 18  
 Azionisti in proprio: 9 Azionisti in delega: 2723

Pagina 8

LISTA ESITO DELLE VOTAZIONE  
 Oggetto: Bilancio di esercizio al 31 dicembre 2016

## FAVOREVOLI

Badge	Ragione Sociale	Proprio	Delega	Totale
**D	CONVEST 21_VL	0	239.340	239.340
**D	ALLIANZ STRATEGIEFONDS WACHSTUM PLUS	0	834.893	834.893
**D	ALLIANZGI FONDS AFE	0	237.209	237.209
**D	ALLIANZGI FONDS PF2	0	379.613	379.613
**D	ALLIANZGI FONDS PTV2	0	1.013.686	1.013.686
**D	ALLIANZGI FONDS PFI1	0	291.910	291.910
**D	ALLIANZGI FONDS HEUST	0	26.400	26.400
**D	ALLIANZGI FONDS MASTER DRT	0	123.521	123.521
**D	ALLIANZGI FOND AMMERLAND	0	170.429	170.429
**D	ALLIANZGI FONDS GEW	0	4.974	4.974
**D	ALLIANZGI FONDS TIBUR	0	24.225	24.225
**D	ALLIANZGI FONDS MAV	0	25.196	25.196
**D	ALLIANZGI FONDS DUNHILL	0	41.075	41.075
**D	ALLIANZGI FONDS VSBW	0	195.587	195.587
**D	ALLIANZGI FONDS TOB	0	22.292	22.292
**D	ALLIANZGI FONDS PGD	0	96.298	96.298
**D	ALLIANZGI FONDS INP	0	72.561	72.561
**D	ALLIANZGI FONDS USES	0	13.205	13.205
**D	ALLIANZGI FONDS RBB	0	163.536	163.536
**D	ALLIANZGI FONDS BFKW	0	21.933	21.933
**D	DBI FONDS EKIBB	0	116.834	116.834
**D	ALLIANZGI FONDS ACK	0	58.710	58.710
**D	KREBSHILFE 2 FONDS	0	6.178	6.178
**D	ALLIANZGI FONDS DBS	0	24.879	24.879
**D	ALLIANZGI FONDS BSMT	0	4.730	4.730
**D	ALLIANZGI FONDS CAESAR	0	10.047	10.047
**D	ALLIANZGI FONDS PAK	0	11.989	11.989
**D	ALLIANZGI FONDS STIFTUNGSFONDS WISSENSCH	0	32.956	32.956
**D	ALLIANZGI FONDS AKTIEN EUROPA	0	238.000	238.000
**D	DEKA MASTER HAER I	0	885.752	885.752
**D	DEAM FONDS ROCK	0	428.903	428.903
**D	BAYVK A4 FONDS	0	124.211	124.211
**D	BAYVK A1 FONDS	0	3.577.979	3.577.979
**D	ALLIANZ GLOBAL INVESTORS EUROPE	0	880.446	880.446
**D	UNIVERSAL-CAV	0	201.456	201.456
**D	UNIVERSAL-OCO	0	30.619	30.619
**D	FONDACO SIF	0	202.100	202.100
**D	HENDERSON HORIZON FUND SICAV	0	38.356	38.356
**D	STANDARD LIFE WEALTH INTERNATIONAL	0	11.000	11.000
**D	STANDARD LIFE INVESTMENTS	0	200.445	200.445
**D	MULTI SERIES WHOLESALE INTER EQUITIES TR	0	108.541	108.541
**D	AMP CAPITAL SPECIALIST INTERNATIONAL SHA	0	37.511	37.511
**D	FD INTERNATIONAL SHARE FUND I	0	48.904	48.904

Azionisti:

Azionisti in proprio:

2732

18

2723

Pagina 9

LISTA ESITO DELLE VOTAZIONE  
 Oggetto: Bilancio di esercizio al 31 dicembre 2016

FAVOREVOLI

Badge	Regione Sociale	Proprio	Delega	Totale
**D	WHOLESALE UNIT TRUST MSCI GLOB INDEX SHS	0	68.341	68.341
**D	WHOLESALE UNIT TRUST GLOBAL SHARES F 3	0	82.647	82.647
**D	AVSUPER FUND	0	35.486	35.486
**D	HENDERSON GLOBAL EQUITY INCOME FUND	0	17.327.773	17.327.773
**D	BARROW HANLEY GLOBAL EQUITY TRUST	0	99.000	99.000
**D	IPAC SPEC INV STR INT SHARE STR NO 9	0	229.182	229.182
**D	IPAC SPEC INV STR INT SHARE STR NO 9	0	1.125.381	1.125.381
**D	WHOLESALE GLOBAL EQUITY INDEX FUND	0	37.574	37.574
**D	AMP INT EQ IND FD HEDGED	0	1.043.631	1.043.631
**D	AMP CAP UNHEDGED GL SHS MULTI MAN FUND	0	343.416	343.416
**D	MULTIMIX WHOLESAL INT SHARES TRUST	0	220.225	220.225
**D	MULTIMIX WHOLESAL INT SHARES TRUST	0	132.200	132.200
**D	MERCER UNHEDGED OVERSEAS SHARES TRUST	0	170.800	170.800
**D	MERCER UNHEDGED OVERSEAS SHARES TRUST	0	118.436	118.436
**D	LEGALSUPER	0	140.324	140.324
**D	AUSTRALIAN CATHOLIC SUPERAN RETIREM FUND	0	60.046	60.046
**D	ENHANCED INDEX INTERNATIONAL SHARE FUND	0	2.142.963	2.142.963
**D	WHOLESALE UNIT TRUST GLOBAL SHS FUND 5	0	19.768	19.768
**D	TCORPIM INTERNAT SHARES (UNHEDGED) FU	0	798.880	798.880
**D	TCORPIM INTERNAT SHARES (UNHEDGED) FU	0	251.145	251.145
**D	TCORPIM INDEXED INT SHARE (UNHEDGED) F	0	85.795	85.795
**D	UNISUPER	0	94.227	94.227
**D	FCPE AREVA ACTIONS	0	202.345	202.345
**D	1327 FCP BQUE SCALBERT DUPONT	0	24.400	24.400
**D	FCP GAILLON 130/30	0	26.735	26.735
**D	FCPE BARCLAYS DIVERIFIE ACTIONS	0	30.000	30.000
**D	FCPE COFACE	0	10.000	10.000
**D	FCP BAUD CIC	0	2.700	2.700
**D	1448 FCPE GE FACTOFRANCE	0	10.000	10.000
**D	STAUBLI 50 50 CREDIT MUTUEL FCPE	0	10.000	10.000
**D	STAUBLI 80 20 CREDIT MUTUEL FCPE	0	10.000	10.000
**D	FCP SCORE 2012	0	4.000	4.000
**D	FCP OFFENSIF AIR LIQUIDE EXPANS	0	30.780	30.780
**D	TARAVAC INVEST	0	20.000	20.000
**D	CAPACITY FONDS INSTITUTIONEL-ACTIONS ETRANGERES PIB	0	106.737	106.737
**D	PI CH-WORLD EX SWISS EQUITIES TRACKER US	0	764.529	764.529
**D	RAIFFEISEN INDEX FONDS	0	169.930	169.930
**D	PI CH - EUROPEAN EX SWISS EQUITIES	0	230.028	230.028
**D	BANQUE PICTET & CIE SA	0	425.416	425.416
**D	CAPACITY FONDS INSTITUTIONNEL ACTIONS ETRANGERES	0	49.804	49.804
**D	PGSF GLOBAL UTILITIES EQUITIES FUND	0	31.292.956	31.292.956
**D	PGSF GLOBAL HIGH YIELD UTILITIES EQUITIES FUND	0	167.636	167.636
**D	PGSF GLOBAL INCOME STOCK FUND	0	653.169	653.169

## LISTA ESITO DELLE VOTAZIONE

Oggetto: Bilancio di esercizio al 31 dicembre 2016

## FAVOREVOLI

Badge	Ragione Sociale	Proprio	Delega	Totale
**D	PGSF GLOBAL UTILITIES EQUITIES CURRENCY HEDGE FUND	0	428.102	428.102
**D	PICTEF-EUROPE INDEX	0	2.840.533	2.840.533
**D	SHINKO GLOBAL EQUITY INDEX MOTHER FUND	0	16.869	16.869
**D	DAIWA PAN EUROPEAN HIGH DIVIDEND YIELD STOCK MOTHER FUND	0	170.000	170.000
**D	NOMURA TRUST BANKING TRUSTEE NIKKO GLOBA	0	684.141	684.141
**D	DEFINED BENEFIT PP FOR CHUGOKU ELECT	0	107.966	107.966
**D	DL INTERNATIONAL RESEARCH OPEN MOTHER FD	0	53.030	53.030
**D	GIVI GLOBAL EQUITY FUND CLT AC	0	96.509	96.509
**D	ROBECO CAPITAL GROWTH FUNDS	0	1.785.229	1.785.229
**D	VONTBEL FUND	0	1.778.814	1.778.814
**D	LGT MULTI MANAGER FUND	0	612.002	612.002
**D	UBI SICAV	0	114.924	114.924
**D	MACQUARIE - GLOBAL LISTED INFR.FD	0	185.791	185.791
**D	BROCKFIELD GLOB.LIST.REAL EST.UC.FD	0	1.626.000	1.626.000
**D	QUAESTIO CAPITAL FUND	0	30.394	30.394
**D	CANDRIAM GF	0	16.239	16.239
**D	OFI MULTI SELECT	0	174.584	174.584
**D	KEMPER INTERNATIONAL FUNDS	0	1.482.650	1.482.650
**D	BLACKROCK INSTITUTIONAL POOLED FUND PLC	0	293.481	293.481
**D	NFS LIMITED TRAFALGAR COURT LES BANQUES	0	1.003.844	1.003.844
**D	SHELL TRUST (BERMUDA) LTD AS TRUSTEE OF THE SHELL OVERSEAS CONTRIBUTORY PENSION FUND	0	54.177	54.177
**D	SHELL LIMITED TRAFALGAR COURT LES BANQUES	0	575.022	575.022
**D	SHELL TRUST (BERMUDA) LIMITED AS TRUSTEE	0	45.199	45.199
**D	SHELL TRUST (BERMUDA) LTD AS TRUSTEE OF THE SHELL OVERSEAS C.P. FUND	0	289.579	289.579
**D	DEKA INVESTMENT GMBH RE DEKASPEZIAL	0	100.000	100.000
**D	DEKA INVEST GMBH RE DEKA-BAY-FONDS	0	2.500.000	2.500.000
**D	DEKA INVEST RE SIGMA PLUS KONSERVATIV	0	250.407	250.407
**D	DEKA INVEST - KOMMUNAL EUROLAND BALANCE	0	57.882	57.882
**D	DEKA INVESTMENT GMBH RE DEKA-BR 75	0	986.414	986.414
**D	DEKA INVESTMENT GMBH RE DEKA-BR 55	0	124.475	124.475
**D	DEKA INVESTMENT GMBH RE DEKA-BR 35	0	35.000	35.000
**D	DEKA INVEST RE DEKA-EUROLAND BALANCE	0	134.557	134.557
**D	DEKA INVEST. RE DEKA-DIVIDENDISCOUNT	0	3.171.750	3.171.750
**D	DEKA INVEST RE/DEKAFUTUR-ERTRAG	0	429.616	429.616
**D	DEKA INVEST RE/DEKAFUTUR-WACHSTUM	0	32.000	32.000
**D	DEKA INVESTMENT GMBH RE DEKAFUTUR-CHANCE	0	7.160	7.160
**D	DEKA INVESTMENT GMBH RE DEKA-BR 100	0	47.700	47.700
**D	DEKA INVEST GMBH RE DEKA-BR 85	0	123.200	123.200
**D	BEROLINARENT DEKA	0	1.500.000	1.500.000
**D	DEKA INVEST DIVIDENDENSTRATEGIE CF A	0	340.768	340.768
**D		0	900.000	900.000
**D		0	28.500	28.500
**D		0	4.842.000	4.842.000

Azionisti:

2732

18

2723

Azionisti in proprio:

9

Azionisti in delega:

Pagina 11

LISTA ESITO DELLE VOTAZIONE  
Oggetto: Bilancio di esercizio al 31 dicembre 2016

FAVOREVOLI

Badge	Ragione Sociale	Proprio	Delega	Totale
**D	DEKA INVESTMENT GMBH RE DEKA EURO ISTOXX	0	1.002.521	1.002.521
**D	DEKA INVEST GMBH RE DEKA-PB DEFENSIV	0	41.345	41.345
**D	MAINFRANKEN WERTKONZEPT AUSGEWOGEN	0	17.000	17.000
**D	DEKA INVESTMENT GMBH DEKA MSCI EUROPE UC	0	275.789	275.789
**D	DEKA INVESTGMBH RE MSCI EUROPE LC UCITS	0	40.363	40.363
**D	DEKA BASISSTRATEGIE FLEXIBEL	0	31.870	31.870
**D	DEKA INVESTMENT GMBH RE DEKA-BASIS	0	30.000	30.000
**D	DEKA INVEST DEKA EURO STOXX 50 - UCITS	0	3.674.746	3.674.746
**D	DEKA INVESTMENT GMBH RE DEKA-DIVIDEND VA	0	122.500	122.500
**D	DEKA INVESTMENT GMBH RE DEKA-MULTIASSET INCOME	0	78.000	78.000
**D	H.E.S.T. AUSTRALIA LIMITED	0	2.776.522	2.776.522
**D	CONSTRUCTION AND BUILDING UNIONS SUPERAN	0	227.090	227.090
**D	QUEENSLAND LOCAL GOVERNMENT SUPERANNUATI	0	536.283	536.283
**D	SAS TRUSTEE CORPORATION	0	571.909	571.909
**D	SAS TRUSTEE CORPORATION	0	363.716	363.716
**D	SAS TRUSTEE CORPORATION	0	661.807	661.807
**D	UBS GLOBAL ASSET MANAGEMENT LIFE LTD	0	2.089.215	2.089.215
**D	THE BARCLAYS BANK UK RETIREMENT FUND	0	286.966	286.966
**D	GAMMA EMIRATES INVESTMENT I.L.C. EM	0	21.226	21.226
**D	IBM PERSONAL PENSION PLAN TRUST	0	700.140	700.140
**D	BELEGINGSFONDS BELCENA	0	174.800	174.800
**D	CHINA LIFE INSURANCE (GROUP) COMPANY	0	77.721	77.721
**D	TELSTRA SUPERANNUATION SCHEME	0	779.040	779.040
**D	VANGUARD INTERNATIONAL SHARE INDEX FUND	0	121.063	121.063
**D	BLACKROCK SCREEN WHOLE INDEXED INT EQ FD	0	14.053	14.053
**D	VANGUARD GLOBAL QUANTITATIVE EQUITY FUND	0	17.442	17.442
**D	VARIABLE PORTFOLIO - LAZARD INTERNATIONAL EQUITY ADVANTAGE FUND	0	871.774	871.774
**D	ANZ ETFs EURO STOXX 50 ETF	0	8.122	8.122
**D	BT SUSTAINABLE INTERNATIONAL SHARE FUND	0	52.278	52.278
**D	TELSTRA SUPERANNUATION SCHEME	0	1.129.925	1.129.925
**D	ACCIDENT COMPENSATION CORPORATION	0	564.196	564.196
**D	CHINA LIFE INSURANCE COMPANY LIMITED	0	594.300	594.300
**D	THE BARCLAYS BANK UK RETIREMENT FUND	0	159.128	159.128
**D	BANCO CENTRAL DE TIMOR EST	0	1.180.132	1.180.132
**D	CONNECTICUT GENERAL LIFE INSURANCE COMPA	0	85.824	85.824
**D	BANCO CENTRAL DE TIMOR-LESTE (BCTL)	0	494.870	494.870
**D	THE BOEING COMPANY EMPLOYEE RETIREMENT P	0	2.393.300	2.393.300
**D	JP MORGAN FUND ICVC- JPM GLOBAL MACRO OP	0	6.444.714	6.444.714
**D	BOMBARDIER TRUST U.S. MASTER TRUST	0	273.086	273.086
**D	RETIREMENT PLAN FOR EMPLOYEES OF AETNA I	0	780.300	780.300
**D	SCHRODER GLOBAL DYNAMIC BLEND FUND	0	190.930	190.930
**D	DEKA INVEST GMBH RE A-VSA-FONDS	0	48.396	48.396
**D	THE BOEING COMPANY EMPLOYEE RETIREMENT P	0	1.530.106	1.530.106

## LISTA ESITO DELLE VOTAZIONE

Oggetto: Bilancio di esercizio al 31 dicembre 2016

## FAVOREVOLI

Badge	Ragione Sociale	Proprio	Delega	Totale
**D	BRUNEL SHELL RETIREMENT BENEFIT FUND	0	82.108	82.108
**D	DEKA INVESTMENT MBH RE PKEMF	0	58.150	58.150
**D	DEKA MBH RE SPK-GOLDMUENZEN-SARASIN	0	51.588	51.588
**D	HARTFORD LIFE INSURANCE COMPANY	0	278.385	278.385
**D	ROCKEFELLER & CO., INC	0	310.918	310.918
**D	CHINATRUST COMMERCIAL BANK LTD. AS	0	75.796	75.796
**D	SCHRODER GLOBAL ACTIVE VALUE FUND	0	64.608	64.608
**D	ALTRIA CLIENT SERVICES MASTER RETIREMENT TRUST	0	206.900	206.900
**D	AXA OFFSHORE MULTIMANAGER FUNDS TRUST -	0	5.390	5.390
**D	JPM CHASE BANK - PB - UK CORPORATIONS	0	80.179	80.179
**D	JP MORGAN CHASE RETIREMENT PLAN	0	993.089	993.089
**D	SCHRODER GLOBAL ENHANCED INDEX FUND	0	1.360.781	1.360.781
**D	UNIVERSITY OF HONG KONG STAFF TERMINAL B	0	19.442	19.442
**D	JPMORGAN CHASE BANK N.A.	0	8.248	8.248
**D	JPMORGAN CHASE BANK N.A.	0	26.534	26.534
**D	JPMORGAN INTERNATIONAL VALUE FUND	0	2.970.145	2.970.145
**D	BLACKROCK FISSION INDEXED INTL EQUITY FD	0	206.321	206.321
**D	ANZ WHOLESAL E INTERN. SHARE NO. 1 FUND	0	22.888	22.888
**D	JPMORGAN INTERNATIONAL OPPORTUNITIES FUN	0	8.723.957	8.723.957
**D	BT INTERNATIONAL FUND	0	226.472	226.472
**D	BT EUROPEAN GROWTH FUND	0	257.884	257.884
**D	JPMORGAN INTREPID INTERNATIONAL FUND	0	3.332.148	3.332.148
**D	BT INSTITUTIONAL CORE GLOBAL SHARE SECTO	0	248.094	248.094
**D	QANTAS SUPERANNUATION PLAN	0	97.302	97.302
**D	MTBJ DAIDO LIFE FOREIGN EQUITY MOTHER FD	0	12.059	12.059
**D	BLACKROCK WHOLESAL E INDEXED INTERNATIONA	0	542.834	542.834
**D	VANGUARD INTERNATIONAL SHARE INDEX FUND	0	2.040.574	2.040.574
**D	CAPITAL WORLD GROWTH & INCOME FUND INC	0	26.073.247	26.073.247
**D	THE INCOME FUND OF AMERICA INC	0	14.584.600	14.584.600
**D	AXA EQUITABLE LIFE INSURANCE CO	0	89.511	89.511
**D	BT INSTITUTIONAL INTERNATIONAL SHARE INT	0	670.718	670.718
**D	BT WHOLESAL E CORE HEDGED GLOBAL SHARE FU	0	32.123	32.123
**D	SUPER FUNDS MANAG CORP SOUTH AUSTRALIA	0	453.000	453.000
**D	COMMINGLED PENSION TRUST FUND (INTREPID INTERNATIONAL) OF JPMORGAN CHASE BANK	0	1.263.892	1.263.892
**D	SUPERANNUATION FUNDS MANAGEMENT CORPORATION OF SOUTH AUSTRALIA	0	483.643	483.643
**D	AUSCOAL SUPERANNUATION FUND	0	329.300	329.300
**D	INTERNATIONAL GROWTH AND INCOME FUND	0	23.080.500	23.080.500
**D	BLACKROCK INTERNATIONAL ALPHA TILTS FUND	0	401.655	401.655
**D	CARBON AWARE INTERNATIONAL SHARES FUND	0	22.534	22.534
**D	WSSP INTERNATIONAL EQUITIES TRUST	0	164.475	164.475
**D	BLACKROCK INDEXED ALL-COUNTRY EQUITY FUN	0	37.837	37.837
**D	ONEPATH GLOBAL SHARES LARGE CAP UNHEDGED	0	745.395	745.395
**D	EUROPACIFIC GROWTH FUND	0	78.250.000	78.250.000

Pagina 13

18  
2723

Azionisti: 2732 Teste: 18  
 Azionisti in proprio: 9 Azionisti in delega: 2723

## LISTA ESITO DELLE VOTAZIONE

Oggetto: Bilancio di esercizio al 31 dicembre 2016

## FAVOREVOLI

Badge	Ragione Sociale	Proprio	Delega	Totale
**D	CAPITAL INCOME BUILDER INC	0	31.752.779	31.752.779
**D	ANZ WHOLESale INTERNATIONAL SHARE NO. 3	0	420.300	420.300
**D	UBS (US) GROUP TRUST	0	274.548	274.548
**D	OPTIMIX WHOLESale GLOBAL SHARE TRUST	0	202.600	202.600
**D	LUCKE PTY LTD FOR THE LABOUR UNION CO-O	0	52.429	52.429
**D	ADVANCE INTERNATIONAL SHARE INDEX FUND	0	399.318	399.318
**D	SUPERANNUATION FUNDS MANAGEMENT CORPORATION OF SOUTH AUSTRALIA	0	68.855	68.855
**D	JPMORGAN FUND II ICVC - JPM BALANCED MAN	0	21.094	21.094
**D	UBS ASSET MANAGEMENT LIFE LTD	0	82.919	82.919
**D	WESTMINSTER AIF ARTEMIS GLOBAL GROWTH F	0	1.384.000	1.384.000
**D	JPM MULTI-ASSET INCOME FUND	0	103.197	103.197
**D	JPMORGAN FUND ICVC - JPM CAUTIOUS MANAG	0	626.321	626.321
**D	SOUTHERN COMPANY SYSTEM MASTER RETIREMEN	0	2.150.750	2.150.750
**D	ARMSTRONG WORLD INDUSTRIES INC MASTER TR	0	68.741	68.741
**D	RETIREMENT INCOME PLAN OF SAUDI ARABIAN	0	142.939	142.939
**D	FLEXSHARES STOXX GLOBAL ESG IMPACT INDEX	0	2.348	2.348
**D	ASPIRIANT RISK MANAGED GLOBAL EQUITY FUND	0	3.971	3.971
**D	MINISTRY OF STRATEGY AND FINANCE	0	29.883	29.883
**D	MINISTRY OF STRATEGY AND FINANCE	0	3.593.583	3.593.583
**D	RETIREMENT INCOME PLAN OF SAUDI ARABIAN OIL COMPANY	0	96.300	96.300
**D	RETIREMENT INCOME PLAN OF SAUDI ARABIAN OIL COMPANY	0	36.679	36.679
**D	JNL-S&P INTERNATIONAL 5 FUND	0	215.721	215.721
**D	SBC MASTER PENSION TRUST	0	470.433	470.433
**D	FLEXSHARES STOXX GLOBAL BROAD INFRASTRUC	0	3.228.860	3.228.860
**D	AQR FUNDS - AQR INTERNATIONAL MULTI-STYLE FUND CORPORATION SERVICE COMPANY	0	398.451	398.451
**D	T ROWE PRICE INTERNATIONAL EQUITY INDEX	0	274.482	274.482
**D	EQ ADVISORS TRUST: EQ/PUTNAM INTERNA	0	675.971	675.971
**D	JNL/BLACKROCK GLOBAL ALLOCATION FUND	0	1.451.111	1.451.111
**D	MFS UTILITIES FUND	0	24.723.312	24.723.312
**D	AQR FUNDS - AQR INTERNATIONAL DEFENSIVE EQUITY FUND CORPORATION SERVICE COMPANY	0	89.661	89.661
**D	SBC MASTER PENSION TRUST SBC MASTER PENSION TRUST 208	0	302.818	302.818
**D	NVIT INTERNATIONAL INDEX FUND	0	1.170.475	1.170.475
**D	FLEXSHARES MORNINGSTAR DEVELOPED MARKETS	0	333.385	333.385
**D	JNL/MELLON CAPITAL INTNAL INDEX FUND	0	1.133.749	1.133.749
**D	EQ ADVISORS TST - AIM INTERNATIONAL MANA	0	850.658	850.658
**D	EQ ADVISORS TRUST - AXA TEMPLETON GLOBAL	0	95.215	95.215
**D	EQ ADVISORS TRUST-AXA GLOBAL EQ MANAGED	0	385.295	385.295
**D	NVIT MULTI-MANAGER INTERNATIONAL VALUE F	0	1.968.658	1.968.658
**D	EQ ADV. TRUST AXA INTL.CORE MANAGED VOLA	0	483.754	483.754
**D	AQR INTERNATIONAL EQUITY FUND	0	281.005	281.005
**D	AQR GLOBAL EQUITY FUND	0	57.379	57.379
**D	JNL/BROOKFIELD GLOBAL INFRASTRUCTURE FUND	0	2.218.200	2.218.200
**D	AQR FUNDS AQR TAX-MANAGED INTL MOMENTUM	0	9.323	9.323

Pagina 14

18

2723

Azionisti: 2732 Teste: 18

Azionisti in proprio: 9 Azionisti in delega: 2723

LISTA ESITO DELLE VOTAZIONE  
 Oggetto: Bilancio di esercizio al 31 dicembre 2016

FAVOREVOLI

Badge	Ragione Sociale	Proprio	Delega	Totale
**D	REYNOLDS AMERICAN DEFINED BENEFIT MASTER	0	396.800	396.800
**D	FUNDACAO CALOUSTE GULBENKIAN	0	206.497	206.497
**D	FIDELITY CENTRAL INVESTMENT PORTFOLIOS I	0	2.144.571	2.144.571
**D	GOLDMAN SACHS TRUST - GOLDMAN SACHS DYNAMIC ALLOCATION FUND	0	406.618	406.618
**D	GOLDMAN SACHS TRUST-G.S.INTL.TAX MANAGED	0	3.267.978	3.267.978
**D	GOLDMAN SACHS TRUST- GOLDMAN SACHS INTER	0	233.525	233.525
**D	GOLDMAN SACHS STRATEGIC INTERNATIONAL EQ	0	599.820	599.820
**D	PETERCAM B FUND	0	70.000	70.000
**D	THE MASTER TRUST BANK OF JAPAN LTD	0	9.812.150	9.812.150
**D	THE MASTER TRUST BANK OF JAPAN LTD	0	8.354.295	8.354.295
**D	THE MASTER TRUST BANK OF JAPAN, LTD AS TRUSTEE FOR MUTB400045796	0	9.952.576	9.952.576
**D	JPMORGAN LIFE LIMITED	0	84.259	84.259
**D	JPMORGAN LIFE LIMITED	0	30.140	30.140
**D	SANLAM LIFE AND PENSIONS UK LIMITED	0	342.714	342.714
**D	STICHTING SHELL PENSIONFONDS	0	2.769.674	2.769.674
**D	SHELL PENSIONS TRUST LIMITED AS TRUSTEE OF SHELL CONTRIBUTORY PENSION FUND	0	1.572.238	1.572.238
**D	TFL PENSION FUND	0	2.710.456	2.710.456
**D	PLUMBING & MECHANICAL SERV (UK) INDUSTRY	0	26.588	26.588
**D	SOMERSET COUNTY COUNCIL PENSION FUND	0	220.482	220.482
**D	STICHTING ALGEMEN PENSIONFONDS PROVIDU	0	101.800	101.800
**D	THE MASTER TRUST BANK OF JAPAN, LTD. AS TRUSTEE FOR MUTB400045792	0	8.402.055	8.402.055
**D	VANGUARD TOTAL INTERNATIONAL STOCK INDEX	0	93.434.868	93.434.868
**D	PRUDENTIAL LEGACY INSURANCE COMPANY OF N	0	546.993	546.993
**D	MASTER TRUST BANK OF JAPAN, LTD. PENSION	0	9.676.019	9.676.019
**D	THE MASTER TRUST BANK OF JAPAN LTD	0	9.803.313	9.803.313
**D	VANGUARD FID COMPANY EUROPEAN STOCK INDE	0	430.918	430.918
**D	GOVERNMENT SUPERANNUATION FUND	0	1.482.312	1.482.312
**D	DEKA INVEST RE VSINVESTMENT GOCH-FONDS	0	150.000	150.000
**D	DEKA INVEST RE DEKA TRUST BALANCED-FONDS	0	170.929	170.929
**D	DEKA A-DIM-WETZLAR-FONDS	0	36.096	36.096
**D	DEKA A-DIM-WETZLAR-BALANCED-FONDS	0	27.900	27.900
**D	DEKA INVESTMENT GMBH RE SAPHIR-FONDS	0	21.100	21.100
**D	DEKA FUNDMASTER INVESTMENTGESELLSCHAFT M	0	17.913	17.913
**D	A-DOR-FONDS	0	79.227	79.227
**D	DEKA INVESTMENT GMBH RE DOHAMUN-FONDS DER IHK ZU DORTMUND	0	5.650	5.650
**D	DEKA INVESTMENT GMBH RE AWB-ES-FONDS	0	14.525	14.525
**D	DEKA INVEST GMBH DRUPA-FONDS	0	8.889	8.889
**D	DEKA INVESTMENT GMBH RE PFRUENDE INVEST	0	9.544	9.544
**D	DEKA INVESTMENT GMBH RE DBU SARASIN GLOB	0	127.696	127.696
**D	DEKA INVEST RE DEKA-ZAV-FONDS	0	31.500	31.500
**D	DEKA INVESTMENT GMBH RE STADTBahn-FONDS	0	18.629	18.629
**D	DEKA INVEST REGIONALE-WUPPERTAL-FONDS	0	26.479	26.479
**D	DEKA INVESTMENT GMBH RE DEKA-KSG-FONDS	0	10.560	10.560



## LISTA ESITO DELLE VOTAZIONE

Oggetto: Bilancio di esercizio al 31 dicembre 2016

## FAVOREVOLI

Badge	Ragione Sociale	Proprio	Delega	Totale
**D	DEKA INVEST MAJLERONN-STROMBERG-FONDS	0	19.836	19.836
**D	DEKA INVEST RE KOMUNAL-TUT-BALANCED -FO	0	42.550	42.550
**D	DEKA INVESTMENT GMBH RE VER 03-FONDS	0	10.468	10.468
**D	KIRCHHEIM UNTER TECK FONDS	0	8.000	8.000
**D	DEKA INVEST GMBH RE BODENSEE-FONDS	0	7.000	7.000
**D	DEKA INVESTMENT GMBH RE DEKA-BR 20	0	11.611	11.611
**D	DEKA INVEST. GMBH RE A-KLB-MASTERFONDS	0	686.300	686.300
**D	DEKA INVEST RE PRIVAT VORSORGE AS-FONDS	0	320.000	320.000
**D	DEKA INVESTMENT GMBH RE PRODEKA	0	284.000	284.000
**D	DEKA INVEST GMBH RE AGR DENA I	0	50.031	50.031
**D	DEKA INVEST GMBH RE DEKA-CUX-LCR-FONDS	0	20.000	20.000
**D	DEKA INVESTMENT GMBH RE A-KSK FULDA-FOND	0	55.000	55.000
**D	DEKA INVESTMENT GMBH RE MFR-MASTERFONDS	0	116.306	116.306
**D	DEKA INV RE MKG DEUTSCHLAND BALANCE	0	4.300	4.300
**D	DEKA INVEST. GMBH RE A-HAM-FONDS	0	39.399	39.399
**D	DEKA INVESTMENT GMBH TRIANON-FONDS AKTIE	0	46.981	46.981
**D	DEKA INVEST. A-NORDHAUSEN 2-FONDS	0	60.300	60.300
**D	DEKA INVESTMENT GMBH RE S BROKER 1 FONDS	0	43.000	43.000
**D	DEKA INV. GMBH RE A-GOLDENE AUE-FONDS	0	75.000	75.000
**D	DEKA INVESTMENT GMBH RE A-SKGO-FONDS	0	20.000	20.000
**D	DEKA INVESTMENT GMBH RE LANDSBERG-FONDS	0	43.400	43.400
**D	DEKA INVESTMENT GMBH RE A-ASD-FONDS	0	26.600	26.600
**D	DEKA INVESTMENT GMBH RE A-AMISIA-FONDS	0	85.000	85.000
**D	DEKA INVESTMENT GMBH RE GRAF ENGELBERT I	0	96.816	96.816
**D	DEKA INVESTMENT GMBH RE TUT-MASTERFONDS	0	20.000	20.000
**D	DEKA A-BAD HERSFELD-FONDS	0	24.000	24.000
**D	DEKA INVESTMENT GMBH RE A WITTRING LCR FONDS	0	13.950	13.950
**D	DEKA INVESTMENT GMBH RE DEKA VALUE PLUS	0	214.211	214.211
**D	RAGS-FUNDMASTER	0	100.347	100.347
**D	KAPITALFORENINGEN PENSAM INVEST PSI 30 EUROPAEISKE AKTIER	0	1.367.405	1.367.405
**D	KAPITALFORENINGEN PENSAM INVEST PSI	0	44.760	44.760
**D	DEAM FONDS VVK 2	0	22.521	22.521
**D	DEAM-FONDS MMII DEUT ASSET MAN INV	0	178.122	178.122
**D	ALLIANZGI-FONDS DSPT	0	602.914	602.914
**D	UKA-FONDS	0	141.870	141.870
**D	SCHRODER DIVERSIFIED GROWTH FUND	0	184.862	184.862
**D	THE MASTER TRUST BANK OF JAPAN LTD	0	325.174	325.174
**D	BUREAU OF LABOR FUNDS- LABOR PENSION FUND	0	1.439.557	1.439.557
**D	BUREAU OF LABOR FUNDS-LABOR INSURANCE FUND	0	966.239	966.239
**D	BUREAU OF LABOR FUNDS-LABOR INSURANCE FUND	0	80.895	80.895
**D	NATIONWIDE INTERNATIONAL INDEX FUND	0	853.299	853.299
**D	STICHTING ASR BEWAARDER	0	1.385.753	1.385.753
**D	JPMORGAN EUROPEAN INVESTMENT TRUST PLC	0	384.708	384.708

Pagina 16

18  
2723

Azionisti: 2732 Testc: 18  
 Azionisti in proprio: 9 Azionisti in delega: 2723

## LISTA ESITO DELLE VOTAZIONE

Oggetto: Bilancio di esercizio al 31 dicembre 2016.

## FAVOREVOLI

Badge	Ragione Sociale	Proprio	Delega	Totale
**D	KAPITALFORENINGEN ISTITUTIONEL INVESTOR EUROPAELSKKE AKTIER	0	177.387	177.387
**D	PENSIONSKASSEN FOR BORNE-OG UNGDOMS	0	393.450	393.450
**D	STATE OF WYOMING	0	345.106	345.106
**D	TRUST AND CUSTODY SERVICED BANK LIMITED	0	1.596.246	1.596.246
**D	DEKA INV RE HASPA POTENZ GERMANY NONAIF	0	68.000	68.000
**D	DEKA INTL S.A GLOBALE AKTIEN LOWRISK	0	277.360	277.360
**D	INTERNATIONAL FUND MANAGEMENT S.A.	0	24.010	24.010
**D	DEKA INTERNATIONAL S.A. RE DEKA-EUROSTOC	0	2.613.821	2.613.821
**D	DEKA INTERNATIONAL S.A RE DEKA-EURO PAGARANT	0	620.303	620.303
**D	DEKA INTERNATIONAL S.A. RE DEKA PRIVATE	0	4.600	4.600
**D	DEKA INTERNATIONAL S.A. RE DEKALUX-EUROPA	0	580.000	580.000
**D	DEKA INTERNATIONAL S.A. RE DEKA-EUROPAVA	0	183.800	183.800
**D	INTERNATIONAL FUND MANAGEMENT S.A. RE IF	0	3.170.000	3.170.000
**D	INTERNATIONAL FUND MANGEMENT S.A. RE IFM	0	520.000	520.000
**D	EQ ADV TRUST EQ/INT. EQ. INDEX PORTFOLIO	0	2.088.879	2.088.879
**D	EQ ADVISORS TRUST-AXA/AB DYNAMIC GROWTH	0	326.760	326.760
**D	EQ ADVISORS TRUST-AXA INTL.MANAGED VOLAT	0	1.101.126	1.101.126
**D	BOILERMAKERS NATIONAL ANNUITY TRUST	0	79.378	79.378
**D	VANTAGETRUST III MASTER COLLECTIVE INVES	0	3.039.866	3.039.866
**D	THE MASTER TRUST BANK OF JAPAN LTD	0	166.988	166.988
**D	STICHTING PENSIOENFONDS VOOR HUISARTSEN	0	478.380	478.380
**D	THE MASTER TRUST BANK OF JAPAN	0	170.266	170.266
**D	BUREAU OF LABOR FUNDS-LABOR INSURANCE FUND	0	208.295	208.295
**D	BUREAU OF LABOR FUNDS - LABOR RETIREMENT FUND	0	54.304	54.304
**D	BUREAU OF LABOR FUNDS - LABOR RETIREMENT	0	18.597	18.597
**D	MISSOURI EDUCATION PENSION TRUST	0	695.708	695.708
**D	CITY OF PHILADELPHIA PUBLIC RETIREMENT	0	363.805	363.805
**D	NEW YORK STATE COMMON RETIREMENT FUND	0	7.280.566	7.280.566
**D	FIDELITY INVESTMENT FUNDS - FIDELITY	0	78.074	78.074
**D	SCHRODER OEP GLOBAL CORE FUND	0	388.919	388.919
**D	SCHRODER OEP GLOBAL ACTIVE VALUE FUND	0	893.142	893.142
**D	FIDELITY INVESTMENT FUNDS - FIDELITY MONEYBUILDER WORLD INDEX FUND	0	411.865	411.865
**D	THE MASTER TRUST BANK OF JAPAN LTD	0	109.309	109.309
**D	TRUST AND CUSTODY SERVICED BANK LIMITED	0	96.828	96.828
**D	COLUMBIA CAPITAL ALLOCAT.MODERATE CONSER	0	155.632	155.632
**D	COLUMBIA CAPITAL ALLOCATION AGGRESSIVE P	0	67.021	67.021
**D	COLUMBIA CAPITAL ALLOCATION CONSERVATIVE	0	36.108	36.108
**D	JPMORGAN INSURANCE TRUST GLOBAL ALLOCATI	0	40.290	40.290
**D	JPMORGAN DIVERSIFIED FUND	0	23.622	23.622
**D	JPMORGAN INCOME BUILDER FUND	0	17.304	17.304
**D	COMMINGLED PEN TR FD INTL(RES.ENHAN.IND)	0	290.499	290.499
**D		0	1.422.428	1.422.428
**D		0	80.830	80.830

Pagina 17

18

2723

Azionisti: 2732 Teste: 18  
 Azionisti in proprio: 9 Azionisti in delega: 2723

LISTA ESITO DELLE VOTAZIONE  
 Oggetto: Bilancio di esercizio al 31 dicembre 2016

FAVOREVOLI

Badge	Regione Sociale	Proprio	Delega	Totale
**D	COMMINGLED PENSION TR FUN INT OPPORTUNIT	0	4.407.658	4.407.658
**D	JPMORGAN INTERNAT RESEARCH ENHANCED EQUI	0	2.413.502	2.413.502
**D	MFS GLOBAL ALTERNATIVE STRATEGY FUND	0	29.398	29.398
**D	JPMORGAN GLOBAL ALLOCATION FUND	0	524.701	524.701
**D	JPMORGAN GLOBAL RESEARCH ENHANCED INDEX FUND	0	3.225.979	3.225.979
**D	PGIM INVESTMENTS INC THREE GATEWAY CENTE	0	10.045	10.045
**D	MFS INTERNATIONAL RESEARCH EQUITY LLC	0	90.232	90.232
**D	PROVEDA GLOBAL EQUITY, LP	0	3.936	3.936
**D	MMA PRAxis INTERNATIONAL INDEX FUND	0	86.564	86.564
**D	NEW MEXICO STATE INVESTMENT COUNCIL	0	550.878	550.878
**D	JPMORGAN DIVERSIFIED REAL RETURN FUND	0	23.959	23.959
**D	OWENS CORNING DEFINED BENEFIT MAS TR	0	95.760	95.760
**D	VERMONT PENSION INVESTMENT COMMITTEE	0	762.716	762.716
**D	DELTA MASTER TRUST	0	103.349	103.349
**D	RETIREMENT PLAN FOR EMPLOYEES OF AETNA I	0	43.817	43.817
**D	KATHERINE C. MOORE CHARITABLE LEAD ANNUITY TRUST II	0	6.060	6.060
**D	JPMORGAN DIVERS RETURN EU EQUIT ETF	0	26.120	26.120
**D	PROSHARES HEDGED FTSE EUROPE ETF	0	3.668	3.668
**D	DUKE ENERGY RETIREMENT SAVINGS PLAN	0	54.810	54.810
**D	THE KATHERINE MOORE REVOCABLE TRUST	0	396.100	396.100
**D	OPPENHEIMER MACQUARIE GLOBAL INFRASTRUC	0	15.133	15.133
**D	MULTI-MAN DIRECT ALTERNATIVE STRATE FUND	0	57.795	57.795
**D	VALEO NORTH AMERICA, INC. MASTER PENSION	0	171.889	171.889
**D	FIDELITY INVESTMENTS MONEY MANAGEMENT INC	0	65.067	65.067
**D	SCHRODER GLOBAL MULTI-CAP VALUE PORTFOLIO L.P	0	8.517	8.517
**D	NEW MEXICO STATE INVESTMENT COUNCIL	0	24.270	24.270
**D	JAB CONSOLIDATED LTD	0	1.121.765	1.121.765
**D	JFB I LTD	0	1.426	1.426
**D	FM KIRBY DTD TRUST 1/3/75 FBO JEFFERSON W KIRBY	0	1.345	1.345
**D	FM KIRBY TRUST DTD 1/3/75 FBO S DILLARD KIRBY	0	6.506	6.506
**D	F.M.KIRBY TRUST DATED 1/3/75 FBO FRED M. KIRBY III	0	8.853	8.853
**D	UBS FTSE RAFI DEVELOPED 1000 INDEX FUND	0	6.505	6.505
**D	LA CAISSE COMMUNE DES COMMISSIONS DES REGIMES DES EMPLOYES MANUELS DE LA VILLE DE MONTREAL	0	304.555	304.555
**D	THE PHASE INVESTMENT FUND	0	99.894	99.894
**D	LABORERS PENSION FUND OF WESTERN CANADA	0	65.696	65.696
**D	AURION INTERNATIONAL DAILY EQUITY FD	0	136.800	136.800
**D	SHELL CANADA 2007 PENSION TRUST	0	38.574	38.574
**D	SUN LIFE MFS LOW VOLATILLY INTERNATION	0	205.878	205.878
**D	BENTON INVESTMENT FUND	0	119.297	119.297
**D	MANULIFE ASSET MANAGEMENT GLOBAL FUND	0	82.970	82.970
**D	MANULIFE GLOBAL DIVIDEND GROWTH FUND	0	801.495	801.495
**D	REGIME DE RETRAITE DE L'UNIVER DU QUEBEC	0	770.293	770.293
**D		0	182.066	182.066

254

LISTA ESITO DELLE VOTAZIONE  
 Oggetto: Bilancio di esercizio al 31 dicembre 2016

FAVOREVOLI

Badge	Ragione Sociale	Proprio	Delega	Totale
**D	THE BOMBARDIER TRUST (UK)	0	1.604.605	1.604.605
**D	BOMBARDIER TRUST(CANADA) GLOBAL EQUIT FU	0	443.880	443.880
**D	BOMBARDIER TRUST (CANADA) REAL RETURN AS	0	1.109.026	1.109.026
**D	THE BOMBARDIER TRUST (UK)	0	120.322	120.322
**D	BOMBARDIER TRUST(CANADA) GLOBAL EQUIT FU	0	171.679	171.679
**D	BOMBARDIER TRUST(CANADA) GLOBAL EQUIT FU	0	340.600	340.600
**D	BROOKFIELD GLOBAL INFRASTRUCTURE SECURIT	0	827.900	827.900
**D	BROOKFIELD GLOBAL LISTED INFRASTRUCTURE	0	55.424	55.424
**D	DOFASCO EMPLOYEES SAV & PRO SHARING FUND	0	238.697	238.697
**D	ARCELORMITTAL DOFASCO INC HYBRID PLAN	0	159.800	159.800
**D	EL FINANCIAL CORPORATION LIMITED	0	445.000	445.000
**D	EL FINANCIAL CORPORATION LIMITED	0	75.200	75.200
**D	ELECTRICAL INDUSTRY PENS TR FUND ALBERTA	0	153.447	153.447
**D	FONDS DE SOLIDARITE DES TRAV.QUEBEC ETC	0	45.310	45.310
**D	FONDS COMMUN REG RETRAITE UNIVERSIT LAV	0	75.939	75.939
**D	FU715 FONDS INDUSTRIELLE ALLIANCE	0	94.760	94.760
**D	PERPETUAL ECONOMIC DIVERSIF. GLOBAL EQUI	0	5.247	5.247
**D	CUSTOM PORTFOLIO SOLUTIONS GLOBAL MAN T	0	88.367	88.367
**D	MACQUARIE GLOBAL INFRASTRUCTURE INCOME F	0	2.255.514	2.255.514
**D	HEXAVEST EUROPE FUND	0	94.130	94.130
**D	HEXAVEST EUROPAC FUND	0	615.700	615.700
**D	REGIME DE RETRAITE D HYDRO QUEBEC	0	569.700	569.700
**D	PERPETUAL PRIVATE INTERNAT SHARE FUND	0	73.800	73.800
**D	PAVILLON INTERNAT FOCUSED EQUITY POOL	0	33.427	33.427
**D	MANULIFE INTERNATIONAL EQUITY INDEX FUND	0	252.000	252.000
**D	MANULIFE INVESTMENT EXCHANGE FUND CORP	0	724.900	724.900
**D	MANULIFE GLOBAL INFRASTRUCTURE FUND	0	341.400	341.400
**D	MANULIFE SOBEYS GLOBAL EQUITY FUND UT	0	3.175	3.175
**D	MANULIFE GLOBAL ENHANCED EQUITY FUND AQR	0	805.248	805.248
**D	MFS GLOBAL RESEARCH FUND	0	14.229	14.229
**D	MFS CANADIAN EQUITY PLUS FUND	0	86.200	86.200
**D	ASSOCIATION BIENF RETR POL VILLE MONTREA	0	318.480	318.480
**D	NANWEST DEP SW SVSTPI IBI GS C	0	230.393	230.393
**D	REG RETR EMPL MANUELS VILLE MONTREAL	0	94.300	94.300
**D	PACIFIC SALMON COMMISSION LSV	0	35.645	35.645
**D	CIDEL BANK & TRUST INC AS TRUSTEE	0	129.279	129.279
**D	ALDER INVESTMENT FUND	0	1.146.240	1.146.240
**D	NORFOLK PENSION FUND	0	350.434	350.434
**D	M AND S WORLDWIDE MANAGED FUND WORL	0	1.270.000	1.270.000
**D	SOUTH YORKSHIRE PENSIONS AUTHORITY	0	1.942.000	1.942.000
**D	WEST MIDLANDS METROPOLITAN AUT PENS FD	0	1.750.000	1.750.000
**D	WEST YORKSHIRE PENSION FUND	0	277.472	277.472
**D	CITY E COUNTY OF SWANSEA PENSION FUND	0	891.500	891.500
**D	HENDERSON INTERNATIONAL INCOME TRUST PLC	0		

255

LISTA ESITO DELLE VOTAZIONE  
 Oggetto: Bilancio di esercizio al 31 dicembre 2016

FAVOREVOLI

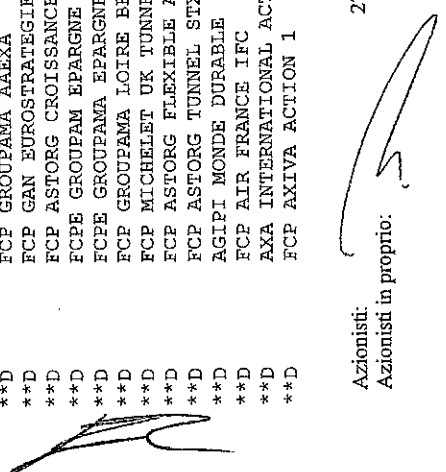
Badge	Regione Sociale	Proprio	Delega	Totale
**D	BBC PENSION SCHEME	0	1.268.300	1.268.300
**D	NATIONAL GRID UK PENSION SCHEME	0	1.622.846	1.622.846
**D	PHOENIX UNIT TRUST MANAGERS EURO	0	262.486	262.486
**D	PHOENIX UNIT TRUST MANAGERS BOTHWELL EUROPE FUND	0	4.438.396	4.438.396
**D	DE SHAW VALUE ALL COUNTRY ALPHA EXTENSION FUND	0	242.487	242.487
**D	KBI GLOBAL RESOURCES SOLUTIONS CIT	0	36.246	36.246
**D	JPMORGAN MULTI BALANCED FUND	0	201.595	201.595
**D	DEAM CAP B EQU EMU INDEX	0	1.584.964	1.584.964
**D	DEAM DBI-RTD EQUITIES EMU	0	164.339	164.339
**D	DEAM CAP B EQU EUROPE IND	0	587.081	587.081
**D	II EQUITIES EURO	0	535.000	535.000
**D	DEAM CAP B EQU EMU BEH VAL	0	3.000.000	3.000.000
**D	JSS INVESTMENTFONDS	0	1.756.565	1.756.565
**D	SCHWAB INTERNATIONAL INDEX FUND	0	1.918.958	1.918.958
**D	THE MASTER TRUST BANK OF JAPAN LTD	0	132.000	132.000
**D	FIDELITY FUNDS SICAV	0	41.846.119	41.846.119
**D	FIL LIMITED	0	4.342	4.342
**D	JAPAN TRUSTEE SERVICES BANK LTD	0	103.608	103.608
**D	THE MASTER TRUST BANK OF JAPAN LTD	0	20.510	20.510
**D	SCHWAB FUNDAMENTAL INTER LARGE COMP IN F	0	1.410.149	1.410.149
**D	THE MASTER TRUST BANK OF JAPAN LTD	0	252.000	252.000
**D	HSBC POOLED INVESTMENT FUND, HSBC POOLED EUROPEAN EQUITY FUND	0	7.274.060	7.274.060
**D	SHENFP EURO INDEX SECURITY MASTER INVEST	0	78.057	78.057
**D	AG2R REUNICA PRRVOYANCE	0	320.000	320.000
**D	SAINT MARTIN 2	0	1.117.542	1.117.542
**D	BNPP RETRAITE RESPONSABLE 2031 2033	0	62.055	62.055
**D	IRCOM RETRAITE DIVERSIFIE	0	260.000	260.000
**D	FCPE GPE FMC FCE DIV BNP	0	43.857	43.857
**D	FCPE LLMACTIF	0	65.263	65.263
**D	FCPE LESAFFRE EQUILIBRE RESPO AND SOLIDA	0	118.152	118.152
**D	FCPE EMS ACTIONS	0	88.959	88.959
**D	BNP PARIBAS RETRAITE 2025 2027	0	201.655	201.655
**D	FCP BNP PARIBAS ACTIONS EUROLAND	0	906.066	906.066
**D	FCP BNP PARIBAS ACTIONS EUROPE	0	31.976	31.976
**D	FCP NATIO-FONDS COLLINE 1	0	3.794.277	3.794.277
**D	BNP EURO VALEURS DURAB	0	1.186.976	1.186.976
**D	ALM ACT ZONE EUR ISR	0	2.700.000	2.700.000
**D	FCPE SAUR EPARGNE	0	177.502	177.502
**D	FCPE FDS DIVERSIF.TEL 1	0	35.963	35.963
**D	FCP ALM ACTIONS EURO	0	3.340.000	3.340.000
**D	FCP NF COLLINES INVEST 3	0	2.587.012	2.587.012
**D	BNP PARIBAS RETRAITE	0	67.897	67.897
**D	BNP PARIBAS RETRAITE 75	0	233.183	233.183

LISTA ESITO DELLE VOTAZIONE  
 Oggetto: Bilancio di esercizio al 31 dicembre 2016

FAVOREVOLI

Badge	Ragione Sociale	Proprio	Delega	Totale
**D	BNP PARIBAS RETRAITE 100	0	775.026	775.026
**D	FCPE MULTIPAR EQ. SOC. RES	0	732.543	732.543
**D	FCPE MULTIPAR ACTS SR	0	1.159.314	1.159.314
**D	BNP PARIBAS EUROPE DIV RESPONSABLE	0	1.145.408	1.145.408
**D	MULTIPAR SOLIDAIRE DYNA SR	0	1.652.941	1.652.941
**D	BNP PARIBAS ACT EUR RESP	0	1.904.470	1.904.470
**D	FCP CAMGEST VALEURS EURO	0	567.632	567.632
**D	FCPE HORIZON EP. ACTION	0	54.155	54.155
**D	FCP GERISO	0	19.191	19.191
**D	FCP DIVERS D&O CAMGEST	0	87.621	87.621
**D	FCP LITHIUM	0	899.357	899.357
**D	BNPP RETR RESP 2025 2027	0	73.342	73.342
**D	BNPP RET RESP 2028 2030	0	56.653	56.653
**D	FCPE HARMONY	0	68.937	68.937
**D	CRCFF BNPP AM	0	175.018	175.018
**D	MAIF INVEST RESPO EUROPE	0	388.377	388.377
**D	GROUPAMA GAN VIE	0	632.260	632.260
**D	FCP GROUPAMA FCRI	0	108.752	108.752
**D	FCP PARIS VAL DE LOIRE ACTIONS EURO	0	120.902	120.902
**D	FCP GROUPAMA RHONES ALPES AUVERGNE	0	20.855	20.855
**D	FCP GROUPAMA GRAND EST	0	34.615	34.615
**D	FCP GROUPAMA LOIRE BRETAGNE	0	27.808	27.808
**D	FCPE GERP DEV DUR EQUILIBRE	0	304.000	304.000
**D	FCP GAN FRANCE SELECT	0	91.178	91.178
**D	FCP TA-ITA OBBLIGAZIONI	0	90.865	90.865
**D	FCP GROUPAMA CR GENOVA 1	0	146.039	146.039
**D	FCP GROUPAMA CR ACTIONS EUROS	0	104.143	104.143
**D	FCP GR. NORD EST ACTIONS	0	88.912	88.912
**D	FCP WALLON	0	142.952	142.952
**D	FCP GROUPAMA DEFANDANCE	0	19.536	19.536
**D	FCP GROUPAMA AAEA	0	51.861	51.861
**D	FCP GAN EUROSTRATEGIE	0	104.603	104.603
**D	FCP ASTORG CROISSANCE EMERGING	0	247.666	247.666
**D	FCPE GROUPAM EPARGNE RESPONSABLE PERSPEC	0	360.000	360.000
**D	FCPE GROUPAMA EPARGNE RESPONSABLE	0	355.300	355.300
**D	FCP GROUPAMA LOIRE BRETAGNE 2	0	15.367	15.367
**D	FCP MICHELET UK TUNNEL	0	30.849	30.849
**D	FCP ASTORG FLEXIBLE ALLOCATION	0	186.423	186.423
**D	FCP ASTORG TUNNEL STX	0	534.780	534.780
**D	AGLPI MONDE DURABLE	0	257.829	257.829
**D	FCP AIR FRANCE IFC	0	68.548	68.548
**D	AXA INTERNATIONAL ACTIONS	0	9.000	9.000
**D	FCP AXIVA ACTION 1	0	61.645	61.645

257



LISTA ESITO DELLE VOTAZIONE  
 Oggetto: Bilancio di esercizio al 31 dicembre 2016

FAVOREVOLI

Badge	Ragione Sociale	Proprio	Delega	Totale
**D	AXA ROSENBERG INTERNATIONAL	0	246.000	246.000
**D	AXA ROSENBERG EUROBLOC	0	2.775.000	2.775.000
**D	FCP SAKKARAH 7	0	172.520	172.520
**D	BARYUM QUANT FCP	0	567.000	567.000
**D	VILLIERS DIVERSIFIE BNP PAM	0	1.831.126	1.831.126
**D	ERAFI ACTION EURO III	0	5.394.694	5.394.694
**D	GA FUND L	0	17.219	17.219
**D	PARVEST	0	696.148	696.148
**D	PARVEST	0	5.748.072	5.748.072
**D	BNP PARIBAS LI	0	563.034	563.034
**D	PARVEST	0	540.386	540.386
**D	AXA LEBEN AG	0	408.000	408.000
**D	AXA VERSICHERUNGEN AG	0	102.000	102.000
**D	CM EUROPE ACTIONS	0	232.838	232.838
**D	FCP CIC TECHNO COM	0	127.000	127.000
**D	FCP UNION EUROPE	0	1.763.359	1.763.359
**D	UNION EUROPE VALUE	0	1.361.042	1.361.042
**D	FCP CM ACTIONS EURO	0	1.132.155	1.132.155
**D	FCP UNION LONG SHORT EUROPE	0	104.989	104.989
**D	UNIVERSE THE CMI GLOBAL NETWORK FUND	0	1.082.903	1.082.903
**D	JO HAMBRO CAPITAL MANAGEMENT UMBRELLA FU	0	2.451.255	2.451.255
**D	CAPITAL GROUP ABSOLUTE INCOME GROWER COM	0	257.492	257.492
**D	CAPITAL GUARDIAN ALL COUNTRY WORLD EQUITY FUND FOR TAX - EXEMPT TRUSTS	0	7.750	7.750
**D	EQ ESSENTIAL BETA FUND LTD	0	72.882	72.882
**D	CAPITAL GROUP EMPLOYEE BENEFIT INV.TRUST	0	1.177.079	1.177.079
**D	CAPITAL INTERNATIONAL WORLD EQUITY	0	47.367	47.367
**D	STATE FARM MUTUAL AUTOMOBILE INS.CO	0	93.148	93.148
**D	EQ ADVISORS TRUST - AXA SMARTBETA EQUITY	0	3.000	3.000
**D	PUBLIC EMPLOYEES RETIREMENT SYSTEM OF OH	0	3.755.946	3.755.946
**D	AVIVA LIFE & PENSIONS UK LIMITED	0	1.040.358	1.040.358
**D	GREATER MANCHESTER PENSION FUND	0	735.817	735.817
**D	LINCOLNSHIRE COUNTY COUNCIL PENSION FUND	0	171.408	171.408
**D	UNIVERSITIES SUPERANNUATION SCHEME	0	17.799.691	17.799.691
**D	AVIVA LIFE AND PENSIONS UK LIMITED	0	3.512.672	3.512.672
**D	NEW YORK STATE COMMON RETIREMENT FUND	0	467.446	467.446
**D	AXA ROSENBERG EUROPEAN FUND	0	105.000	105.000
**D	AXA ROSENBERG GLOBAL FUND	0	489.000	489.000
**D	FIDELITY INSTITUTIONAL PAN EUROPEAN FUND	0	422.650	422.650
**D	STATE FARM INSURANCE CO EMPLO.RET TS	0	129.685	129.685
**D	1290 FUNDS - 1290 SMARTBETA EQUITY FUND	0	3.000	3.000
**D	CAPITAL GUARDIAN INTERNATIONAL (NON US) EQUITY FUND FOR TAX EXEMPT TRUSTS	0	185.904	185.904
**D	CAPITAL GUARDIAN GLOBAL EQUITY FUND	0	30.500	30.500
**D	NBIMC EAFE EQUITY INDEX FUND - CLASS N	0	222.603	222.603

## LISTA ESITO DELLE VOTAZIONE

Oggetto: Bilancio di esercizio al 31 dicembre 2016

## FAVOREVOLI

Badge	Ragione Sociale	Proprio	Delega	Totale
**D	THE PENS PL OF THE UNITED CHURCH OF CAN	0	167.800	167.800
**D	AXA INSURANCE UK PLC	0	42.000	42.000
**D	AXA INSURANCE LIMITED	0	705.000	705.000
**D	FTSE ALL WORLD INDEX FUND	0	494.560	494.560
**D	FRIENDS LIFE LIMITED	0	1.680.741	1.680.741
**D	CENTRAL FINANCE BOARD METHODIST CHURCH	0	46.000	46.000
**D	FLF STRATEGIC GLOBAL EQUITY FUND	0	247.618	247.618
**D	REASSURE LIMITED	0	269.678	269.678
**D	HSBC EUROPEAN INDEX FUND	0	1.476.059	1.476.059
**D	FRIENDS LIFE AND PENSIONS LIMITED	0	122.121	122.121
**D	AXA GLOBAL DISTRIBUTION FUND	0	111.000	111.000
**D	HSBC INSTITUTIONAL TRUST SERVICES	0	343.554	343.554
**D	HSBC ETFs PLC	0	455.762	455.762
**D	HSBC GLOBAL INVESTMENT FUNDS	0	533.680	533.680
**D	HSBC GLOBAL INVESTMENT FUNDS EUROPEAN EQ	0	452.429	452.429
**D	SEI SYSTEMATIC FIN MGMT MSTR	0	79.903	79.903
**D	LOMBARD ODIER FUNDS (SWITZERLAND) SA I3D	0	79.300	79.300
**D	TRUST E CUSTODY SERVICES BANK LTD	0	976.801	976.801
**D	TRUST & CUSTODY SERVICES BANK LTD AS TRUSTEE FOR PENSION INVESTMENT FUND TRUST NUMBER 21	0	1.151.702	1.151.702
**D	MHB (LUX)/TMA UMBRELLA FUND-GLOBAL EQUI	0	208.301	208.301
**D	NIKKO AM INVESTMENT TRUST (LUXEMBOURG) - NIKKO AM INTECH KORUSAI FUND	0	52.600	52.600
**D	TMA UMBRELLA FD-TMA ACWI EX-JAPAN PORTF.	0	1.462	1.462
**D	ASR LEVENVERZEKERING N.V.	0	69.900	69.900
**D	ASR EURO AANDELEN POOL (ASSETS)	0	369.589	369.589
**D	AMEV LEVEN BELEGGINGEN	0	335.575	335.575
**D	AMERSF ALG BELEGGINGEN INZAKE AOV	0	1.161.685	1.161.685
**D	ASR AANVULLENDE ZIETEKOSTENVERZEKERING	0	153.521	153.521
**D	EUROPEESCHE VERZEKERING MAATSCHAPPIJ NV	0	20.732	20.732
**D	AMEV SCHADE BELEGGINGEN	0	9.498	9.498
**D	AXENT NABESTAANZORG N.V.	0	262.616	262.616
**D	ASR LEVENVERZEKERING DE EENDRAGT PENSIO	0	199.341	199.341
**D	SWISS NATIONAL BANK	0	120.429	120.429
**D	GLOBAL INFRASTR DIV FOCUS EQUITY FUND	0	3.267.941	3.267.941
**D	PHITRUST ACTIVE INVESTORS EURO ACTIVE INVESTORS FUND	0	28.906.619	28.906.619
**D	HSBC EUROPEAN GROWTH FUND	0	7.911.592	7.911.592
**D	AI DEVELOPED EUROPEAN EX UK EQUITY	0	19.422	19.422
**D	GAM INVESTMENT MANAGEMENT (SWITZERLAND) LTD.	0	1.320.817	1.320.817
**D	D.E SHAW COUNTRY GLOBAL ALPHA EXTENSION PORTFOLIOS LLC	0	187.646	187.646
**D	DIVERSIFIE ACTIONS 50-65 DU CD	0	390.853	390.853
**D	FONDO GESTIELLE OBIETTIVO ITALIA DI ALETTI GESTIELLE S.G.R.	0	235.540	235.540
**D		0	9.013	9.013
**D		0	16.788	16.788
**D		0	1.650.000	1.650.000



LISTA ESITO DELLE VOTAZIONE

Oggetto: Bilancio di esercizio al 31 dicembre 2016

FAVOREVOLI

Badge	Ragione Sociale	Proprio	Delega	Totale
**D	GESTIELLE CEDOLA ITALY OPPORTUNITY DI ALETTI GESTIELLE SGR	0	850.000	850.000
**D	FONDO GESTIELLE PROFILLO CEDOLA DI ALETTI GESTIELLE SGR SPA	0	330.000	330.000
**D	FONDO GESTIELLE OBIETTIVO EUROPA DI ALETTI GESTIELLE S.G.R.	0	200.000	200.000
**D	FONDO GESTIELLE OBIETTIVO INTERNAZIONALE DI ALETTI GESTIELLE	0	200.000	200.000
**D	ALAS INV SERVICESMONDRIAN INV	0	224.261	224.261
**D	DREYFUS VARIABLE INTERNATIONAL VAL	0	121.052	121.052
**D	AZL NFJ INTERNATIONAL VALUE FUND	0	33.339	33.339
**D	FTB FBO MEA ADVANCE INVEST MANAGERS	0	51.566	51.566
**D	BOK TRANSCO ENERGY EMP WEL BEN TR	0	11.800	11.800
**D	RFTCL GRPF RUSSELL MOMENTUM	0	197.247	197.247
**D	DEUTSCHE XTRKS MSCI ALL WORLD HDG	0	38.027	38.027
**D	BNYMCIL CGF EUR EQ FD	0	225.000	225.000
**D	BNYMCIL MK DIVGRUFD	0	3.180	3.180
**D	DREYFUS GLOBAL INFRASTRUCTURE FUND	0	26.860	26.860
**D	DREYFUS STRATEGIC BETA GLOBAL EQ FD	0	22.898	22.898
**D	BOK KIC AAEQ 3	0	306.568	306.568
**D	MSAR SCHRODER	0	257.048	257.048
**D	BOK KIC GAEQ 21	0	1.102.304	1.102.304
**D	BOK MCM DM PEQ	0	344.964	344.964
**D	BOK KIC GAEQ16	0	1.493.489	1.493.489
**D	NNIP BM I NNIP GLOBAL EQUITY FUND	0	6.736.569	6.736.569
**D	SUBSIDIZED SCHOOLS P FUND NORTHERN	0	182.537	182.537
**D	NN PP1NV NN PREMIUM DIVIDEND FUND	0	809.107	809.107
**D	NN PP1NV NN EUROPE FUND	0	2.461.651	2.461.651
**D	NN PP1NV NN GLOBAL FUND	0	6.441.822	6.441.822
**D	AOHT HAI RHUMELINE EAFE	0	10.327	10.327
**D	HRCD RPMT HAP RHUMBLINE EAFE	0	6.573	6.573
**D	PS FTSE LO BT EQ WT PORT	0	43.145	43.145
**D	NATWEST DEP SPF EUROPE EQ SSGA	0	189.313	189.313
**D	KAPITALFORENINGEN EMD INVEST, GLOBALE AK TIER/II	0	45.086	45.086
**D	KAPITALFORENINGEN EMD INVEST, GLOBALE AK TIER/III	0	53.423	53.423
**D	55002 UP EUROPAISKE AKTIER	0	1.144.111	1.144.111
**D	CEP DEP IP GLOBAL EX UK ENHAN IND	0	134.080	134.080
**D	CEP DEP IP EUROPEAN EQTY INCOME	0	3.567.221	3.567.221
**D	CEP DEP IP EUROPEAN HIGH INCOME	0	67.137	67.137
**D	55041 KUP GLOBALE AKTIER IV	0	16.346	16.346
**D	BNYMCIL IFS INV CONT EURO EQ FD	0	508.693	508.693
**D	56053 IP GLOBAL EQUITIES I	0	376.531	376.531
**D	NON US EQUITY MGRS PORT 4 LSV	0	649.000	649.000
**D	GOLDMAN SACHS GMS ERLISA GROUP TRUST	0	156.200	156.200
**D	LSV NONUS EQUITY LLCIC	0	718.600	718.600
**D	NONUS EQUITY MGRSPORT 1 ACADIANAN	0	40.024	40.024
**D	NONUS EQ MANAGERS PORT 3ACADIANAN	0	339.120	339.120

LISTA ESITO DELLE VOTAZIONE  
Oggetto: Bilancio di esercizio al 31 dicembre 2016

FAVOREVOLI

Badge	Ragione Sociale	Proprio	Delega	Totale
**D	TACS NONUS EQUITY CORE MKT CONTINU	0	834.348	834.348
**D	AST PRU GRWTH ALL PTF OMA EAFE PDEF	0	2.598.765	2.598.765
**D	PS FTSERAFI EU UCITS ETF BNYMTCIL	0	20.908	20.908
**D	PS FTRA ALIWL3000 UCITSETF BNYMTCIL	0	21.028	21.028
**D	PS FTSE RAFI DEVEL MAR EX US PORT	0	1.223.687	1.223.687
**D	CSCM HLGS LLC INTL EQTY AC	0	13.176	13.176
**D	FT ISE GLOBAL WIND ENERGY INDEX FND	0	251.218	251.218
**D	PFI DIV REAL ASSET FUND BROOKFIELD	0	556.800	556.800
**D	PRU INV PRT INC PRU BALANCED FD	0	14.559	14.559
**D	PRU OMA WRLD FD INC PRU INT EQTY	0	110.951	110.951
**D	PRU SECTOR FDS INC PRU UTILITY FD	0	11.238.306	11.238.306
**D	PSF CONSERVATIVE BAL PORTF OMA	0	90.399	90.399
**D	PSF FLEXIBLE MANAGED PORTF OMA	0	81.879	81.879
**D	PSF GLOBAL PORTFOLIO LSV	0	443.500	443.500
**D	AST BLRKK GBLB STR INT SAE PDDC	0	137.501	137.501
**D	AST JPM GL THEM PORT 2 INT EME PDNB	0	116.450	116.450
**D	AST JERNISON GLOBAL INFRASTR PDWN	0	32.701	32.701
**D	PRU JEN GL INFRASTRUCTURE FUND PDLF	0	195.633	195.633
**D	AST OMA INTL CORE EQUITY PORT PDMP	0	1.612.788	1.612.788
**D	AST SCHR GL TACT PTF QEP PDB8	0	117.055	117.055
**D	AST BLRKK GLOBAL STRAT PT TE PDDG	0	117.599	117.599
**D	GREAT-WEST INTERNATIONAL INDEX FUND	0	495.913	495.913
**D	THE STELLAR FUND	0	88.419	88.419
**D	ALLSTATE LIFE INSURANCE COMPANY	0	303.078	303.078
**D	LMIF NUMERIC EUROPE CORE	0	729.200	729.200
**D	IWHF LSV ASSET INVESTMENT	0	88.800	88.800
**D	PCHF LSV ASSET MGMT	0	74.400	74.400
**D	NATIONAL BANK TRUST	0	1.231.289	1.231.289
**D	PFI INTL EQUITY INDEX FUND	0	543.985	543.985
**D	THOMAS JEFFERSON UNIVERSITY	0	230.929	230.929
**D	OMAM SEED HOLDINGS LLC	0	4.652	4.652
**D	THE FALKLANDS ISLANDS GOVERNMENT	0	96.051	96.051
**D	THE FALKLAND ISLANDS GOVERNMENT FALKLAND ISLANDS GOVERNMENT GROWTH FUND	0	99.458	99.458
**D	PENNENNIS FUND	0	99.429	99.429
**D	BNYTD CF MACQUARIE GBL INFRS SRS FD	0	152.307	152.307
**D	BNYMTD UK LIMITED AS TRUSTEE OF CF CATALYST TRUST	0	100.000	100.000
**D	PEI DIVERSIFIED INTERNATIONAL FUND	0	9.285.304	9.285.304
**D	PVC DIVERSIFIED INTERNATIONAL AC	0	228.348	228.348
**D	PFI OVERSEAS FD BHMS	0	4.076.000	4.076.000
**D	PGIT INTL EQUITY FD PGI	0	53.524	53.524
**D	PGIT INTL GROWTH EQUITY FD PGI	0	117.212	117.212
**D	PFI GLOBAL DIV INCOME FD PGI VALUE	0	1.685.079	1.685.079
**D	PFI OVERSEAS FD PMC	0	463.991	463.991

LISTA ESITO DELLE VOTAZIONE  
 Oggetto: Bilancio di esercizio al 31 dicembre 2016

FAVOREVOLI

Badge	Regione Sociale	Proprio	Delega	Totale
**D	PGIF EUROPEAN EQUITY FUND BNYMTCIL	0	143.100	143.100
**D	PGIF GLOBAL EQ EX JAPAN BNYMTCIL	0	116.851	116.851
**D	BNYTD CF CANLIFE GBL INERA FD	0	114.296	114.296
**D	CTJ RE STANLIP GLOBAL EQUITY FD AB	0	149.880	149.880
**D	SP LLP UK CHARITIES CLIENTS AC	0	599.745	599.745
**D	SARASIN AND PARTNERS LLP	0	18.743	18.743
**D	ALLSTATE INSURANCE CO BLACKROCK	0	646.699	646.699
**D	IQ 50 PERCENT HEDGED FTSE INTL ETF	0	112.170	112.170
**D	IQ 50 PERCENT HEDGED FTSE EURO ETF	0	71.921	71.921
**D	DEP OF SSGA NONUS EQUITY H1	0	27.325	27.325
**D	DEP OF SSGA NONUS EQUITY B1	0	27.667	27.667
**D	DEP OF SSGA NONUS EQUITY B2	0	23.974	23.974
**D	GS ACTIVE BETA INTL EQUITY ETF	0	287.448	287.448
**D	GS ACTIVEBETA EUROPE ETF	0	30.591	30.591
**D	BLACKROCK GLOBAL FUNDS	0	23.098.921	23.098.921
**D	DEUTSCHE XTRK MSCI EMU HDG EQ ETF	0	89.347	89.347
**D	VOYA GLOBAL EQUITY FUND	0	477.934	477.934
**D	VOYA GBL ADV AND PREM OPP FUND	0	111.280	111.280
**D	VY INTL HIGH DIVIDEND ECTY INC FD	0	128.914	128.914
**D	VOYA GLOBAL EQUITY PORTFOLIO	0	1.211.451	1.211.451
**D	VOYA INERSTRCTR INDUST AND MATRLSFD	0	1.009.495	1.009.495
**D	VOYA INTERNATIONAL INDEX PORTFOLIO	0	859.670	859.670
**D	VOYA EURO STOXX 50INDEX PORTFOLIO	0	1.193.702	1.193.702
**D	VOYA BALANCED PORT INTL VALUE	0	82.590	82.590
**D	CY5F MONDRIAN INV PRT LTD	0	539.693	539.693
**D	CITY OF MEMPHIS RETIREMENT SYSTEM	0	95.677	95.677
**D	LOUISIANA SHERIFFS ARROWSTREET	0	64.546	64.546
**D	BTBL AC GLOBAL OMNIBUS	0	21.960	21.960
**D	PS6E STATE STREET INTL EQ	0	385.368	385.368
**D	SR5F PARAMETRIC DELTA SHIFT	0	1.888	1.888
**D	SEMRA ENERGY PENSION MASTER TRUST	0	268.343	268.343
**D	TEACHERS' RETIREMENT SYSTEM OF LOUISIANA	0	43.917	43.917
**D	TEACHERS' RETIREMENT SYSTEM OF LOUISIANA	0	1.156.100	1.156.100
**D	AF81 LABOR SELECT INTL EQ	0	2.218.496	2.218.496
**D	AIF 21117 LPIP AKTIER GLOBALE VI	0	78.692	78.692
**D	BLL AQUILA LIFE EUROPEAN EQUITY	0	16.241.558	16.241.558
**D	AST JPM SO EAFE OPP PD4D	0	326.423	326.423
**D	AST JPM SO CAPITAL PRESERV PD4G	0	751.709	751.709
**D	AST ACADEM STRAT AAJENNISON PD07	0	854.508	854.508
**D	BLK MULTI ASSET INC PF EUR EQU INC	0	1.770.591	1.770.591
**D	BLL AQUILA LIFE OSEAS EQUITY FUND	0	74.750	74.750
**D	BLL ASCENT LIFEENHANCED	0	150.444	150.444
**D	BLL AQUILA LIFE MSCI WORLD FUND	0	1.208.057	1.208.057

262

LISTA ESITO DELLE VOTAZIONE  
 Oggetto: Bilancio di esercizio al 31 dicembre 2016

FAVOREVOLI

Badge	Ragione Sociale	Proprio	Delega	Totale
**D	BLL AQUILA LIFE FTSE RAFI DEVELOPED	0	1.702.194	1.702.194
**D	APL RB EQ DEV MIRA	0	131.383	131.383
**D	PFI SYSTEMATEX INTERNATIONAL FD PGI	0	96.016	96.016
**D	PEI DIV REAL ASSET FUND MACQUARIE	0	1.488.261	1.488.261
**D	BLK MANAGED VOL PF FD INTL EAFE	0	92.049	92.049
**D	PZENA INVESTMENT MGT	0	202.950	202.950
**D	ROCKEFELLER BROS SANDERS CAPITAL	0	46.800	46.800
**D	MIRF ALLIANCE BERNSTEIN F	0	151.780	151.780
**D	DEUTSCHE XTRKS MSCI EURO CCYHGD	0	2.165.125	2.165.125
**D	ARC RB EQ DEV KAITOS	0	59.178	59.178
**D	MIRF ARROWSTREET FORBIGNL	0	317.591	317.591
**D	ESPS EDF EGS MFS	0	160.159	160.159
**D	USMIA GLOBAL EQUITY	0	27.477	27.477
**D	MI FONDS K10 SPK	0	666.634	666.634
**D	MI FONDS K11 SPK	0	140.163	140.163
**D	MI FONDS K12 SPK	0	162.801	162.801
**D	BOA PENSION PLAN MONDRIAN	0	3.085.637	3.085.637
**D	SBSA GEPF BLACKROCK EQUITY	0	1.055.729	1.055.729
**D	MTRCLPFS GLB EQT JP MORGAN	0	106.552	106.552
**D	ATPSF GOLDMAN INTL	0	203.416	203.416
**D	DEUTSHCE XTRK SP HDG GUBL INFR	0	14.252	14.252
**D	RBS PZENA	0	2.990.925	2.990.925
**D	ROWF GT ACWI EX US	0	679.420	679.420
**D	ROWF GT ALPHAEXTEAFE	0	242.562	242.562
**D	ROWF GT ALPHAEXTEKUSC	0	190.557	190.557
**D	BCC SCHRODER	0	30.487	30.487
**D	FARMERS GROUP INC 401 K SAVINGS PLAN	0	663.820	663.820
**D	FARMERS GROUP INC EMPLOYEES PENSION PLAN TRUST	0	409.804	409.804
**D	TGWF PANAGORA INTL EQ	0	61.293	61.293
**D	DEUTSCHE XTRKS MSCI EAFE CCYHGD	0	4.688.908	4.688.908
**D	MCKINLEYCAPINTLGROWT	0	507.300	507.300
**D	PGTF DR NON US EQUITY GT	0	54.011	54.011
**D	ASV RB EQ DEV MENKAR	0	131.122	131.122
**D	ABN AMRO PF UBS RAFI 1000	0	1.085.194	1.085.194
**D	ABN AMRO PF IEM RAFI 1000	0	1.099.840	1.099.840
**D	DBX FTSE DEV EX US COMP FACTOR	0	1.264	1.264
**D	AB FOODS HEXAVEST	0	172.333	172.333
**D	RTC EMULATION	0	192.279	192.279
**D	RTC APS	0	29.644	29.644
**D	SCEF MONDRIAN	0	467.616	467.616
**D	BOA PENSION SSGA	0	574.616	574.616
**D	LB CROYDON IGM	0	276.000	276.000
**D	RAILWAYS PENSION TRUSTEE COMPANY LIMITED	0	426.401	426.401

263

LISTA ESITO DELLE VOTAZIONE  
Oggetto: Bilancio di esercizio al 31 dicembre 2016

FAVOREVOLI

Badge	Ragione Sociale	Proprio	Delega	Totale
***D	AD1F APP LSV IE	0	157.400	157.400
***D	TTF PANAGORA DYN INTL EQ	0	59.866	59.866
***D	INTL ENHANCED INDEX	0	131.317	131.317
***D	SPARTAN INTL INDEX	0	9.846.738	9.846.738
***D	BELLSOUTH CORP RFA VEBB TRUST	0	208.550	208.550
***D	DEAM FONDS DCG EQ SPK	0	63.169	63.169
***D	THE CLEVELAND CLINIC FOUNDATION	0	353.407	353.407
***D	CLEVELAND CLINIC HEALTH SYSTEM PENSION TRUST	0	59.109	59.109
***D	WHTE WCTC PZENA	0	198.125	198.125
***D	DNTF PANAGORA ASSET MGMT	0	141.722	141.722
***D	MILLPENCIL (US) LP	0	3.829	3.829
***D	DREYFUS INTERNATIONAL EQUITY FUND	0	1.409.895	1.409.895
***D	DREYFUS INTERNATIONAL STOCK INDEX FUND	0	310.621	310.621
***D	FPCF SSGA MSCI WORLD EXUS	0	107.643	107.643
***D	FPCF ALLIANZ BEST STYLES	0	105.839	105.839
***D	FPCF SSGA EDHEC	0	9.995	9.995
***D	EOPTIEQ OPT INTL ACADIAN	0	318.787	318.787
***D	LE1F LSV ASSET MGMT	0	312.200	312.200
***D	DEUTSCHE XTRK MSCI ITALY HDG ETF	0	53.154	53.154
***D	INTL EQUITY FUND MONDRIAN	0	1.531.911	1.531.911
***D	MNVF SSGA INTL EQUITY	0	43.510	43.510
***D	SHELL PENSION TRUST	0	375.264	375.264
***D	SHELL PENSION TRUST	0	231.920	231.920
***D	DRMA LTD	0	443.591	443.591
***D	ATANDT UNION WELFARE BENEFIT TRUST	0	110.256	110.256
***D	WF AND CO CASH PLN MONDN INV PT	0	1.177.590	1.177.590
***D	WF AND CO CASH PLN EVERGN INV 1	0	355.577	355.577
***D	NTMA IS1F ILLM EUROPEAN EQUITY	0	219.396	219.396
***D	WF ASU FDTN FOR A NEW AM UNIVERSITY	0	40.900	40.900
***D	WF MFS LTD EAFE GLOBAL	0	146.488	146.488
***D	SLI GLOBAL ABSOLUTE RET STRATEGIES	0	6.806.751	6.806.751
***D	SLI GBL SICAV CON EU EQ IN FD	0	584.348	584.348
***D	SLI SICAV GBL FOCUSED STRATEGIES FD	0	490.376	490.376
***D	ADVANCED SERIES TRUST - AST FI PYRAMIS QUANTITATIVE PORTFOLIO	0	160.416	160.416
***D	GS KOKUSAI EQTY MASTER FD BNYMTCIL	0	497.639	497.639
***D	ALICNY BLACKROCK GBL EQUITY	0	48.067	48.067
***D	C9W CI1W FD PARAMETRIC	0	25.495	25.495
***D	BNYMTD AMITY EUROPEAN FUND	0	400.000	400.000
***D	BLACKROCK ACWI USIMI	0	2.259.221	2.259.221
***D	MONDRIAN FOCUSED INTL EQUITY	0	7.299.204	7.299.204
***D	RHODE ISLAND EMPLOYEES RETIREMENT SYSTEMS POOLED TRUST	0	208.363	208.363
***D	MGOF LSV INTL LCV	0	144.800	144.800
***D	UFJF MCM MSCI WORLD FD	0	97.641	97.641

264

LISTA ESITO DELLE VOTAZIONE

Oggetto: Bilancio di esercizio al 31 dicembre 2016

FAVOREVOLI

Badge	Ragione Sociale	Proprio	Delega	Totale
**D	NYF ES ARROWSTREET	0	69.461	69.461
**D	GEIF GABELLI UTILITY TRUST	0	300.000	300.000
**D	PUBLIC EMPLOYEE RETIREMENT SYSTEM OF IDAHO	0	389.345	389.345
**D	PUBLIC EMPLOYEE RETIREMENT SYSTEM OF IDAHO	0	2.031.343	2.031.343
**D	RAYTHEON MASTER PENSION TRUST	0	503.300	503.300
**D	RAYTHEON MASTER PENSION TRUST	0	4.575	4.575
**D	STICHTING PENSIOENFONDS UWV	0	826.213	826.213
**D	INVERSCO FUNDS	0	10.491.195	10.491.195
**D	NSNF PARA EAFE MONTI	0	62.803	62.803
**D	NSNF PARA EAFE PI 1	0	26.098	26.098
**D	NSNF PARA EAFE PI 2	0	25.143	25.143
**D	RPL BERNSTEIN NON EQ	0	6.460	6.460
**D	BOC AQR	0	159.865	159.865
**D	VANGUARD INTL HIGH DIV YLD INDEX FD	0	320.090	320.090
**D	MO3F MARATHON WELLINGTN	0	56.282	56.282
**D	CITY OF NEW YORK DEFERRED COMPENSATION PLAN	0	2.022.889	2.022.889
**D	HGHF HGLD PBINF WLNGTN	0	75.844	75.844
**D	HIGF HGLD PBINF WLGN CF	0	40.586	40.586
**D	MCKINLEY CAPITAL COLLECTIVE INVESTMENT TRUST	0	303.210	303.210
**D	OICF OICL OCICL NUM GLOB	0	159.800	159.800
**D	OICF OICL OCICL PZENA	0	1.105.950	1.105.950
**D	MILPENCIL (US) LP	0	1.897	1.897
**D	PGEF PG E QUALIFIED PANAGORA EAFE	0	232.085	232.085
**D	PGVF SSGA	0	5.723	5.723
**D	CENTRAL STATES SOUTHEAST AND SOUTHWEST AREAS PENSION FUND	0	909.800	909.800
**D	CZ AANDELEN SSGA	0	95.385	95.385
**D	UCFF SANDERS CAPITAL LLC	0	117.800	117.800
**D	ACHMEA POOLS FC AWW	0	323.973	323.973
**D	BNYMTCIL MAN NUMERIC GLOBAL EQ TR	0	86.100	86.100
**D	FSEAF F208	0	2.052.583	2.052.583
**D	COLUMBIA SUSTAINABLE INTL EQ ETF	0	11.347	11.347
**D	COLUMBIA SUSTAINABLE GLOBAL EQ ETF	0	4.832	4.832
**D	NBK HSEC EQ 2	0	550.941	550.941
**D	NBK SSGA EQ 2	0	158.766	158.766
**D	NBK JPMF EQ	0	5.678.430	5.678.430
**D	NBK UBS EQ	0	130.434	130.434
**D	AZL INTERNATIONAL INDEX FUND	0	1.047.165	1.047.165
**D	AZL BLACKROCK GLOBAL ALLOCATIONFUND	0	157.639	157.639
**D	BGF EURO MKTS FD EURO EQUITY PF	0	16.961.269	16.961.269
**D	BGF EUROPEAN VALUE FD	0	15.770.848	15.770.848
**D	BGF FLEX MULTI ASSET GBL EQ PF	0	80.342	80.342
**D	BGF NEW ENERGY FD NAT RES	0	8.771.237	8.771.237
**D	JDRF MONDRIAN INVESTMENT	0	926.173	926.173

265

LISTA ESITO DELLE VOTAZIONE  
 Oggetto: Bilancio di esercizio al 31 dicembre 2016

FAVOREVOLI

Badge	Ragione Sociale	Proprio	Delega	Totale
**D	KRESGE LA CAPITAL EAFE SUB2	0	23.934	23.934
**D	DEUTSCHE XTRK MSCI STH EUR HDG ETF	0	23.651	23.651
**D	BNY MELLON INTERNATIONAL FUND	0	2.295.634	2.295.634
**D	W11F LSV INTERNATIONAL	0	124.100	124.100
**D	BNYMTCIL FT EURO ALPHADEX UCITS ETF	0	67.031	67.031
**D	QSBF PANAGORA	0	125.083	125.083
**D	UNITED CHURCH FUNDS LSV ASSET MGMT	0	182.800	182.800
**D	BFTF MONDRIAN INV PARTNERS	0	500.425	500.425
**D	COUNTY EMPLOYEES ANNUITY AND BENEFIT FUND OF COOK COUNTY	0	914.270	914.270
**D	COUNTY EMPLOYEES ANNUITY AND BENEFIT FUND OF COOK COUNTY	0	292.224	292.224
**D	US BK BROOKFIELD GLB LST INF IN FD	0	622.800	622.800
**D	USBK BROOKFIELD GBL LHS INFRAS FD	0	612.000	612.000
**D	US BANK GUIDEMARK WORLD EX US FUND	0	82.769	82.769
**D	USBK NEWTON AND ROCHELLE BECKER FDW	0	10.440	10.440
**D	US BK DUNHAM INTERNATL STOCK FUND	0	53.039	53.039
**D	USBK ICLS 302 N 612 IUOE CON IND RE	0	166.200	166.200
**D	USBK LSV GLOBAL VALUE FUND	0	3.700	3.700
**D	USBK BROOKFIELD REAL ASSETS SEC FD	0	95.500	95.500
**D	USBK BBIEF MONDRAIN INVST PTPS LTD	0	3.735.755	3.735.755
**D	USBK REGIONAL TRANSPORTATION DSFP	0	11.575	11.575
**D	USBK EAGLE INTERNATIONAL STOCK FD	0	37.247	37.247
**D	USBK AHAI RHUMBLINE ADVISERS	0	27.539	27.539
**D	B4305 FRB S LUND RES TR FBO B LUND	0	4.379	4.379
**D	B4306 FRB M LUND REV TR	0	5.831	5.831
**D	DB2F LSV ASSET MGMT	0	12.018	12.018
**D	LLNS LLC AND LANS LLC DEFINED BENEFIT PLAN GROUP TRUST	0	82.300	82.300
**D	LAWRENCE LIVERMORE NATIONAL SECURITY LLC AND LOS ALAMOS NATIONAL SECURITY LLC DEFINED BENEFIT PLAN GROUP TRUST	0	124.609	124.609
**D	233.270	233.270	0	0
**D	CORPORATION OF LLOYD S .	0	305.135	305.135
**D	RZSF1501 GLOBAL EQ HEXEVEST	0	183.043	183.043
**D	RZSF1505 LSV ASSET MGMT	0	384.800	384.800
**D	RZSF3002 NON US EQ MONDRIAN	0	1.365.106	1.365.106
**D	DOCF DOCF MONDRAIN	0	223.792	223.792
**D	CYBF LSV ASSET MGMT	0	251.900	251.900
**D	HESF NJF INVEST GRP	0	246.551	246.551
**D	HRGF NFJ INVEST GRP	0	31.005	31.005
**D	NEFF LSV ASSET MGMT	0	597.600	597.600
**D	AP7 EQUITY FUND	0	7.172.068	7.172.068
**D	3M ERIP RAFI EAFE	0	288.290	288.290
**D	ALASKA PERMANENT FUND CORPORATION	0	2.161.614	2.161.614
**D	ALASKA PERMANENT FUND CORPORATION	0	1.204.658	1.204.658
**D	BPS LEGAL AND GENERAL EUR BPSLGEUR	0	1.113.665	1.113.665

266

LISTA ESITO DELLE VOTAZIONE  
 Oggetto: Bilancio di esercizio al 31 dicembre 2016

FAVOREVOLI

Badge	Ragione Sociale	Proprio	Delega	Totale
**D	CBZ CUIT INTERNATIONAL PRINCIPAL	0	229.547	229.547
**D	1135 APG DME STCK SEL	0	23.112.705	23.112.705
**D	1145 APG DME NUMERIC	0	13.360.400	13.360.400
**D	CBRE CLARION GLOBAL INFRASTRUCTURE VALUE FUND	0	73.157	73.157
**D	LMCG GLOBAL MULTICAP FUND	0	980	980
**D	SSGA GLOBAL TEMC STRAF POOL	0	13.148	13.148
**D	THE MANUFACTURERS LIFE INSURANCE COMPANY	0	460.237	460.237
**D	LUCENT TECHNOLOGIES INC MASTER PENSION TRUST	0	69.347	69.347
**D	GOUDSE LEVEN EV	0	75.000	75.000
**D	UNISYS MASTER TRUST	0	519.624	519.624
**D	VIRGINIA RETIREMENT SYSTEM	0	452.810	452.810
**D	VIRGINIA RETIREMENT SYSTEM	0	2.271.897	2.271.897
**D	VIRGINIA RETIREMENT SYSTEM	0	385.000	385.000
**D	VIRGINIA RETIREMENT SYSTEM	0	1.894.500	1.894.500
**D	VIRGINIA RETIREMENT SYSTEM	0	263.000	263.000
**D	CEP DEP IP EURO EX UK ENH IND FD	0	11.602	11.602
**D	INVECO PERPETUAL GLOBAL TARGETED INCOME FUND	0	26.712	26.712
**D	WF AGILITY GLEBL EQU LLC	0	229.200	229.200
**D	PANAGORA RISK PARITY MULTI ASSET MASTER FUND LTD	0	50.492	50.492
**D	JDRF LSV NON US LONG	0	475.600	475.600
**D	NEFINITVALUETRUST	0	2.390.997	2.390.997
**D	ACON HEWITT COLLECTIVE INVESTMENT TRUST	0	98.460	98.460
**D	ACON HEWITT COLLECTIVE INVESTMENT TRUST	0	166.954	166.954
**D	CPA COP PSERS PSERS ACWI X US INDEX	0	1.142.393	1.142.393
**D	CPZ COP SERS MCM MSCI WORLD X US	0	1.613.052	1.613.052
**D	AB FOODS ARTEMIS	0	521.000	521.000
**D	SYNGENTA UK PZENA	0	380.275	380.275
**D	IN8 COP TREAS PWP RHUMELINE MSCI	0	9.882	9.882
**D	ENSIGN PEAK EAFE LSV ASSET	0	2.505.200	2.505.200
**D	ENSIGN PEAK CP LSV INTL LARGE	0	585.800	585.800
**D	IVY APOLLO MLT ASSET INC GEI IVY	0	913.370	913.370
**D	LOUISIANA STATE ERS MSCI EXUS INDEX	0	856.412	856.412
**D	LOUISIANA STATE ERS MONDRIAN LG CAP	0	1.207.600	1.207.600
**D	LOUISIANA STATE ERS TERROR FREE INT	0	34.209	34.209
**D	NV PERS MELLON CAPITAL INDEX	0	2.662.769	2.662.769
**D	NV PERS SSGA EAFE INDEX	0	1.471.925	1.471.925
**D	NV RBIF ALLNCEBRNSTN INTL EQ	0	46.436	46.436
**D	THE BLACKROCK INC INTL	0	1.986.367	1.986.367
**D	UTC EDHEC BLACKROCK UNITED TECHNOLOGIES CORPORATION MASTER RETIREMENT	0	21.043	21.043
**D	IVY EUROPEAN OFF	0	674.300	674.300
**D	SRP PANAGORA	0	1.778.744	1.778.744
**D	SRP AQR	0	742.658	742.658
**D	IVY GLEBL EQUITY INC	0	1.375.800	1.375.800

267



LISTA ESITO DELLE VOTAZIONE  
 Oggetto: Bilancio di esercizio al 31 dicembre 2016

FAVOREVOLI

Badge	Ragione Sociale	Proprio	Delega	Totale
**D	STATE BOARD OF ADMINISTRATION OF FLORIDA	0	260.828	260.828
**D	AST GS MULTI ASSET PORT LIQ PDHE	0	127.296	127.296
**D	POOL RE JPM REI EQUITY	0	150.608	150.608
**D	SP VAN DE NEDERLANDSCHE BANK	0	106.916	106.916
**D	LAFARGE SANDERS	0	197.200	197.200
**D	POOL RE I AND G MSCI EQ	0	271.833	271.833
**D	BLL AQUIL LIFGLO3000 FMEN WHI INDFD	0	946.221	946.221
**D	AST INTL VALUE LSV PD41	0	2.782.400	2.782.400
**D	TFT INTL EQ PORT LSV PD11	0	495.000	495.000
**D	AST ADVANCED STRAT LSV PD15	0	1.744.200	1.744.200
**D	PENN SERIES DEV INTL INDEX FUND	0	60.404	60.404
**D	STICHTING RABOBANK PENSIOENFONDS	0	5.023.021	5.023.021
**D	PHC SSGA EQ	0	774.451	774.451
**D	PF INTERNATIONAL VALUE FUND	0	411.193	411.193
**D	BNYMTD BLK CONTINENTAL EURO INC	0	9.597.585	9.597.585
**D	BNYMTD BLK CONT EUR EQ TRCK FD INV	0	5.528.806	5.528.806
**D	FLORIDA RETIREMENT SYSTEM	0	653.432	653.432
**D	FLORIDA RETIREMENT SYSTEM	0	393.771	393.771
**D	FLORIDA RETIREMENT SYSTEM	0	64.779	64.779
**D	BLACKROCK WORLD EX FLORIDA RET SYS	0	3.119.709	3.119.709
**D	FLORIDA RETIREMENT SYSTEM	0	844.199	844.199
**D	THE BUCKINGHAM FUND	0	37.278	37.278
**D	INVESTMENT SOLUTIONS LIMITED	0	193.734	193.734
**D	THE CHILDRENS AID SOCIETY	0	43.300	43.300
**D	THE CHILDREN S AID SOCIETY RETIREMENT PLAN TRUST	0	11.300	11.300
**D	BROOKFIELD REAL ASSETS INCOME FUND INC	0	404.700	404.700
**D	METROPOLITAN WATER RECLAMATION DISTRICT RETIREMENT FUND	0	121.966	121.966
**D	PENSION FUND OF THE CHRISTIAN CHURCH DISCIPLES OF CHRIST	0	117.000	117.000
**D	PENSION RESERVES INVESTMENT TRUST FUND	0	7.330.380	7.330.380
**D	SOUTH DAKOTA RETIREMENT SYSTEM	0	71.900	71.900
**D	EMPLOYEES' RETIREMENT SYSTEM OF THE STATE OF HAWAII	0	29.716	29.716
**D	BELL ATLANTIC MASTER TRUST	0	833.100	833.100
**D	BELL ATLANTIC MASTER TRUST	0	735.207	735.207
**D	BELL ATLANTIC MASTER TRUST	0	26.174	26.174
**D	BELL ATLANTIC MASTER TRUST	0	51.213	51.213
**D	BELL ATLANTIC MASTER TRUST	0	317.516	317.516
**D	BELL ATLANTIC MASTER TRUST	0	106.033	106.033
**D	VEBA PARTNERSHIP N L P	0	74.107	74.107
**D	VEBA PARTNERSHIP N L P	0	37.503	37.503
**D	MEDTRONIC DEFINED CONTRIBUTION PLAN MASTER TRUST	0	209.859	209.859
**D	VOYA MUTLI MANAGER INTERNATIONAL FACTORS FUND	0	89.792	89.792
**D	VOYA INTERNATIONAL CORE FUND	0	107.515	107.515
**D	DUKE ENERGY QUALIFIED NUCLEAR DECOMMISSIONING	0	107.515	107.515
**D	BRIDGE BUILDER INTERNATIONAL EQUITY FUND	0	2.029.670	2.029.670

LISTA ESITO DELLE VOTAZIONE  
 Oggetto: Bilancio di esercizio al 31 dicembre 2016

FAVOREVOLI

Badge	Ragione Sociale	Proprio	Delega	Totale
**D	INDIANA PUBLIC RETIREMENT SYSTEM	0	941.279	941.279
**D	LVIP MONDRIAN INTERNATIONAL VALUE FUND	0	5.638.987	5.638.987
**D	LVIP FRANKLIN TEMPLETON GLOBAL EQUITY MANAGED VOLATILITY FUND	0	196.199	196.199
**D	LINCOLN VARIABLE INSURANCE PRODUCTS TRUST LVIP SSGA INTERNATIONAL INDEX FUND	0	1.348.384	1.348.384
**D	MERCY INVESTMENT SERVICES, INC.	0	67.793	67.793
**D	PUBLIC EMPLOYEES RETIREMENT SYSTEM OF MISSISSIPPI	0	1.225.335	1.225.335
**D	SCHOOL EMPLOYEES RETIREMENT SYSTEM OF OHIO	0	599.800	599.800
**D	AGI PPI NR 30 AGI 1482 05 5603 SPK	0	46.097	46.097
**D	AGI PPI NR 30 HEL 1482 03 5601 SPK	0	38.803	38.803
**D	AGI VGI 1 SUB AKT 8477 23 6328 SPK	0	961.323	961.323
**D	AGI VGI 1 DIV QUA 8477 25 6338 SPK	0	369.263	369.263
**D	AGI VGL RCM S VAL 8478 10 6359 SPK	0	6.836.530	6.836.530
**D	AGI VGL IDLC 8478 22 6364 SPK	0	13.600.209	13.600.209
**D	AGI VGI 1 GRWT 8477 26 6372 SPK	0	320.995	320.995
**D	AGI VKA IDLC 8502 08 6344 SPK	0	1.017.739	1.017.739
**D	AGI PV WS RCM VAL 8490 06 5209 SPK	0	1.008.700	1.008.700
**D	AGI PV WS RCM IND 8490 07 5210 SPK	0	189.968	189.968
**D	AGI KMDY BS W 8523 03 5225 SPK	0	379.752	379.752
**D	AGI VKA RCM S VAL 8502 10 6376 SPK	0	109.356	109.356
**D	AGI PK 1 FONDS 8455 SPK	0	2.961.330	2.961.330
**D	PUBLIC EMPLOYEES RETIREMENT ASSOCIATION OF NEW MEXICO	0	14.867	14.867
**D	BOARD OF PENSIONS OF THE EVANGELICAL LUTHERAN CHURCH IN AMERICA	0	499.515	499.515
**D	THE STATE OF CONNECTICUT ACTING THROUGH ITS TREASURER	0	2.210.320	2.210.320
**D	SOUTH CAROLINA RETIREMENT SYSTEMS GROUP/TRUST	0	1.747.825	1.747.825
**D	TENNESSEE VALLEY AUTHORITY RETIREMENT SYSTEM	0	76.008	76.008
**D	UMC BENEFIT BOARD, INC	0	384.831	384.831
**D	UPS GROUP TRUST	0	531.845	531.845
**D	WEST VIRGINIA INVESTMENT MANAGEMENT BOARD	0	188.019	188.019
**D	INTERNATIONAL BANK FOR RECONSTRUCTION AND DEVELOPMENT	0	3.293.860	3.293.860
**D	INTERNATIONAL BANK FOR RECONSTRUCTION AND DEVELOPMENT	0	44.318	44.318
**D	INTERNATIONAL BANK FOR RECONSTRUCTION AND DEVELOPMENT	0	62.101	62.101
**D	INTERNATIONAL BANK FOR RECONSTRUCTION AND DEVELOPMENT	0	389.047	389.047
**D	INTERNATIONAL BANK FOR RECONSTRUCTION AND DEVELOPMENT	0	55.718	55.718
**D	INTERNATIONAL INVESTMENT PORTFOLIO 2 PRUDENTIAL OMA INTL DEVELOPED MRKTS INDEX FUND	0	9.563	9.563
**D	PRUDENTIAL INVESTMENT PORTFOLIO 2 PRUDENTIAL OMA INTL DEVELOPED MRKTS INDEX FUND	0	1.703.915	1.703.915
**D	MACQUARIE GLOBAL INFRASTRUCTURE TOTAL RETURN FUND INC	0	39.882	39.882
**D	ENERGY INSURANCE MUTUAL LIMITED	0	856.234	856.234
**D	FRK MUT INTL FD	0	57.664.238	57.664.238
**D	FRK MUT GBLB DISC FD	0	17.391.006	17.391.006
**D	FRK MUT EURO FD	0	1.959.656	1.959.656
**D	FRANKLIN MUTUAL GLOBAL DISCOVERY FUND	0	2.142.260	2.142.260
**D	FRANKLIN MUTUAL EUROPEAN FUND	0	258.942	258.942
**D	FRANKLIN MUTUAL EUROPEAN FUND	0	82.695	82.695
**D	FGT FRK GLOBAL LSTD INFRASTRUCT FD	0		
**D	SEI INVEST (EUROPE) LIMITED SE	0		

LISTA ESITO DELLE VOTAZIONE  
 Oggetto: Bilancio di esercizio al 31 dicembre 2016

FAVOREVOLI

Badge	Ragione Sociale	Proprio	Delega	Totale
**D	UBS (CAY) GLOBAL GROWTH AND IN	0	2.574	2.574
**D	MEIZIER STRATEGIC INV PUB LIM	0	81.280	81.280
**D	PIONEER INVESTMENT MANAGEMENT SGREA / AZIONARIO CRESCITA	0	2.744.410	2.744.410
**D	NUMERIC EUROPEAN EQ FUND A SER	0	276.900	276.900
**D	PIONEER FUNDS - ITALIAN EQUITY	0	765.218	765.218
**D	TRUST AND CUSTODY SERV BANK	0	519.367	519.367
**D	PIONEER FUNDS - GLOBAL EQUITY	0	5.771.495	5.771.495
**D	KOKUSAI EQUITY INDEX FUND	0	92.793	92.793
**D	CONSULTING GROUP CAPITAL MARKE	0	162.612	162.612
**D	BLACKROCK GLOBAL ALLOCATION FU	0	15.203.748	15.203.748
**D	BLACKROCK GLOBAL ALL PORT IO	0	81.539	81.539
**D	BLACKROCK GLOBAL ALL VI FUND	0	4.023.292	4.023.292
**D	MFS RESEARCH INT FDP FUND OF	0	263.930	263.930
**D	BLACKROCK GLOBAL ALL FUND	0	311.793	311.793
**D	TRUST AND CUSTODY SERV BANK LT	0	219.392	219.392
**D	NORTHWESTERN MUTUAL SERIES FUN	0	1.137.335	1.137.335
**D	MASSMUTUAL SELECT BLACKROCK GL	0	220.084	220.084
**D	TOUCHSTONE STRATEGIC TRUST-TOU	0	81.000	81.000
**D	NESTLE FRANCE EQUILIBRE	0	49.253	49.253
**D	SG DIVERSIFIE ISR	0	59.537	59.537
**D	SG ACTIONS INTERNATIONALES	0	170.635	170.635
**D	ARRCO LONG TERME B ATT RAJA EL	0	361.210	361.210
**D	ARRCO QUANT 1	0	1.050.791	1.050.791
**D	FCPE MACIF CROISSANCE DURABLE	0	48.696	48.696
**D	MAIF CROISSANCE DURABLE	0	179.877	179.877
**D	CAVOM MINIMUM VARIANCE	0	122.984	122.984
**D	UF 6 A ACT	0	134.594	134.594
**D	CASSETTE DIVERSIFIE	0	262.620	262.620
**D	SOGECAP LONG TERME NI ACTION	0	231.102	231.102
**D	INDOCAM FLAMME	0	172.236	172.236
**D	LION FLAMME	0	147.742	147.742
**D	IXIS FLAMME	0	228.468	228.468
**D	AIM EQUITY EMU 1	0	905.424	905.424
**D	ALLIANZ ASAC ACT EUR	0	180.777	180.777
**D	AIM EQUITY EUROPE PG VIE	0	593.660	593.660
**D	ALLIANZ CAVAMAC ACTIONS INT	0	58.294	58.294
**D	SG ACTIONS EUROPE MULTIGESTION	0	45.604	45.604
**D	DARWIN DIVERSIFIE 60-80 ACTION	0	35.732	35.732
**D	DARWIN DEVERSIFFIE 80-100 ACTIO	0	120.266	120.266
**D	FDJ ACTIONS EURO	0	75.776	75.776
**D	ETOFIE ENERGIE EUROPE	0	171.733	171.733
**D	ETOFIE SECTORIELLE EUROPE	0	42.916	42.916
**D	ANTARIUS ROTATION SECTORIELLE	0	19.418	19.418

270

LISTA ESITO DELLE VOTAZIONE  
 Oggetto: Bilancio di esercizio al 31 dicembre 2016

FAVOREVOLI

Badge	Ragione Sociale	Proprio	Delega	Totale
**D	OFI MARKET NEUTRAL EQUITY	0	1.026.458	1.026.458
**D	MACIF CROISSANCE DURABLE ET SO	0	88.210	88.210
**D	MACIF CROIS DURABLE EUROPE	0	1.234.603	1.234.603
**D	SG ACTIONS EUROPE	0	159.052	159.052
**D	SG ACTIONS MONDE	0	23.700	23.700
**D	SG ACTIONS EUROPE LARGE CAP	0	70.276	70.276
**D	LYX MSCI EMU ETF - MH C-CHE	0	2.904	2.904
**D	LYX MSCI EMU ETF - D - EUR	0	530.032	530.032
**D	COL LYX MSCI EMU EFF D EUR	0	2.750.000	2.750.000
**D	AZ CREATIONS 2	0	77.161	77.161
**D	LYXOR INDEX FUND EURO	0	22.044	22.044
**D	2) NUMERIC INVESTORS LLC	0	516.300	516.300
**D	ETOILE ACTIONS RENDEMENT	0	389.084	389.084
**D	OFI AM	0	403.853	403.853
**D	ALLIANZ VIE	0	52.698	52.698
**D	ALLIANZ VIE ACE ACTIONS	0	578.659	578.659
**D	AZ VIE PFON RETRAITE ACTION	0	316.262	316.262
**D	LYXOR EURO STOXX 300	0	153.743	153.743
**D	LYXOR STOXX EUROPE 600	0	112.037	112.037
**D	GARI EUROPEAN EQUITY	0	23.478	23.478
**D	LYXOR EURO STOXX 50 (DR)	0	383.232	383.232
**D	OFI FUND - EURO LARGE CAP	0	1.100.000	1.100.000
**D	UNION INVESTMENT LUXEMBOURG SA	0	558.004	558.004
**D	GMO MEANVERSION FUND ONSHORE (A SERIES OF GMO MASTER PORT. (ONSHORE) LP) C/O GMO INV.	0	228.144	228.144
**D	NUMERIC ABS RETURN PD LP-EUNARMN	0	55.200	55.200
**D	MAN NUMERIC EUROPEAN ALPHA RESTRICTED MAPLESCORP SERVICES LTD	0	1.400.904	1.400.904
**D	MISSOURI LOCAL GOVERNMENT EMPLOYEES RETIREMENT SYSTEM C/O PANAGORA ASSET MGMT INC	0	131.482	131.482
**D	PANAGORA DYNAMIC GLOBAL EXTENDED ALPHA FUND LTD	0	1.754.635	1.754.635
**D	MFS BLENDED RESEARCH GLOBAL EQUITY EXTENSION FUND	0	390.672	390.672
**D	ALLIANZ SUISSE LEBENSVERSICHERUNGS-GESELLSCHAFT AG	0	1.217.205	1.217.205
**D	UBS FUND MANAGEMENT (SWITZERLAND) AG.	0	2.710.815	2.710.815
**D	UBS FUND MGT (CH) AG CH0538 UBSCHIF2 EGXS II	0	20.723	20.723
**D	UBS FUND MANAGEMENT (SWITZERLAND) AG.	0	3.353.089	3.353.089
**D	LANSDOWNE ENERGY DYNAMICS MASTER LP	0	2.644.708	2.644.708
**D	UBS (LUX) STRATEGY XTRA SICAV	0	40.813	40.813
**D	MLC INVESTMENTS, MLC LIMITED	0	30.786	30.786
**D	MLC INVESTMENTS, MLC LIMITED	0	1.511.955	1.511.955
**D	UBS ASSET MANAGEMENT (AUSTRALIA) LTD	0	28.329	28.329
**D	VICTORIAN SUPERANNUATION FUND	0	949.711	949.711
**D	MLC INVESTMENTS, MLC LIMITED	0	142.084	142.084
**D	UBS MULTI MANAGER ACCESS EMU EQUITIES	0	827.315	827.315
**D	UBS ASSET MANAGEMENT (AUSTRALIA) LTD	0	20.672	20.672
**D	UBS FUND MANAGEMENT (LUXEMBOURG) SA	0	121.485	121.485

271

## LISTA ESITO DELLE VOTAZIONI

Oggetto: Bilancio di esercizio al 31 dicembre 2016

## FAVOREVOLI

Badge	Ragione Sociale	Proprio	Delega	Totale
**D	UBS (LUX) SICAV 1	0	75.937	75.937
**D	UBS (LUX) EQUITY SICAV	0	3.252.766	3.252.766
**D	UBS (LUX) SICAV 1 EMU EQUITIES ENHANCED (EUR)	0	1.058.304	1.058.304
**D	GOVERNMENT OF NORWAY	0	161.120.902	161.120.902
**D	UBS GLOBAL SOLUTIONS - GLOBAL EQUITIES EUR	0	67.157	67.157
**D	UBS GLOBAL SOLUTIONS - GLOBAL EQUITIES II EUR	0	85.799	85.799
**D	UBS GLOBAL SOLUTIONS - GLOBAL EQUITIES II EUR	0	21.012	21.012
**D	FOCUSSED SICAV GLOBAL EQUITY STRATEGY (USD)	0	1.817.222	1.817.222
**D	UBS FUND MANAGEMENT (LUXEMBOURG) SA	0	661.547	661.547
**D	LANSDOWNE ICAY-LANSDOWNE CLEAN ENERGY FUND	0	143.948	143.948
**D	ELECTRON CAYMAN COMPANY LIMITED.	0	1.053.768	1.053.768
**D	AEGON CUSTODY B.V	0	985.021	985.021
**D	AEGON CUSTODY B.V	0	507.143	507.143
**D	AEGON CUSTODY B.V	0	16.789	16.789
**D	AHL DIRECTIONAL EQUITIES MASTER LIMITED	0	376.873	376.873
**D	AHL EVOLUTION LTD SHARMAINE BERKELEY ARGONAUT LTD	0	3.588	3.588
**D	AHL GENESIS LIMITED	0	5.513.651	5.513.651
**D	AQR DELTA MASTER ACCOUNT LP COOGLIER FIDUCIARY SERVICES (CAYMAN) LTD	0	200.303	200.303
**D	AVIVA INVESTORS INTERNATIONAL INDEX TRACKING FUND	0	9.000	9.000
**D	AXA UNIT TRUSTS-GLOBAL FUND	0	90.709	90.709
**D	BERESFORD FUND PLC	0	30.154	30.154
**D	BLACK DIAMOND OFFSHORE LTD	0	180.771	180.771
**D	BLACK DIAMOND RELATIVE VALUE	0	38.928	38.928
**D	BLACK DIAMOND RELATIVE VALUE CAYMAN LP	0	363.579	363.579
**D	BLACK DIAMOND RELATIVE VALUE OFFSHORE LTD.	0	209.457	209.457
**D	CBOSC ATF CW BK GRP SUP WGSS08	0	115.542	115.542
**D	CBOSC-CBGS-WGSS07	0	1.289	1.289
**D	CFSIL - COLONIAL FIRST STATE GLOBAL ASSET MANAGEMENT MULTI SECTOR TRUST 1	0	145.928	145.928
**D	CFSIL RE COLONIAL FIRST STATE INVESTMENT FUND 10	0	1.912.709	1.912.709
**D	CITIBANK EUROPE PLC AS TRUSTEE FOR STANDARD LIFE WEALTH BALANCED BRIDGE FUND	0	1.600.880	1.600.880
**D	CITIBANK INTERNATIONAL PLC	0	30.258.474	30.258.474
**D	CITIBANK INTERNATIONAL PLC AS TRUSTEE CITIBANK INT. PLC	0	439.120	439.120
**D	COLONIAL FIRST STATE	0	350.963	350.963
**D	COLONIAL FIRST STATE INVESTMENTS LIMITED.	0	1.956.249	1.956.249
**D	COLONIAL FIRST STATE INVESTMENTS LIMITED	0	159.476	159.476
**D	COMMONWEALTH GLOBAL SHARE FUND 30	0	6.441	6.441
**D	COMMONWEALTH SPECIALIST FUND 36	0	680.293	680.293
**D	DOUBLE BLACK DIAMOND OFFSHORE LTD	0	14.000	14.000
**D	EATON VANCE INTERNATIONAL (IRELAND)	0	754.337	754.337
**D	ECOFIN WATER AND POWER OPPORTUNITIES PLC CO BNP PARIBAS SECURITIES SERVICES	0	62.865	62.865
**D	IRISH LIFE ASSURANCE	0	3.413.319	3.413.319
**D	IRISH LIFE ASSURANCE	0	47.770	47.770
**D	IRISH LIFE ASSURANCE	0	194.478	194.478

Assemblea Ordinaria del 04 maggio 2017

## LISTA ESITO DELLE VOTAZIONE

Oggetto: Bilancio di esercizio al 31 dicembre 2016

## FAVOREVOLI

Badge	Ragione Sociale	Proprio	Delega	Totale
**D	IRISH LIFE ASSURANCE PLC	0	816.693	816.693
**D	JANUS CAPITAL FUND PLC	0	159.949	159.949
**D	JAPAN TRUSTEE SERVICES BANK, LTD	0	411.843	411.843
**D	JOHN HANCOCK FUNDS II GLOBAL ABSOLUTE RETURN STRATEGIES FUND	0	3.167.527	3.167.527
**D	JOHN HANCOCK FUNDS II INTERNATIONAL STRATEGIC EQUITY ALLOCATION FUND	0	877.073	877.073
**D	JOHN HANCOCK GLOBAL FOCUSED STRATEGIES FUND	0	52.154	52.154
**D	JOHN HANCOCK VARIABLE INSURANCE TRUST INTERNATIONAL EQUITY INDEX TRUST	0	253.630	253.630
**D	KOREA POST	0	318.803	318.803
**D	LEGAL AND GENERAL ASSURANCE PENSIONS MANAGEMENT LIMITED	0	47.153.297	47.153.297
**D	LEGAL AND GENERAL ASSURANCE SOCIETY LIMITED	0	180.106	180.106
**D	LEGAL AND GENERAL COLLECTIVE INVESTMENT TRUST	0	1.060.527	1.060.527
**D	LSVIERE, LSVZEHE	0	24.300	24.300
**D	MACQUARIE INVESTMENT MANAGEMENT LIMITED	0	2.103.037	2.103.037
**D	NATIONAL COUNCIL FOR SOCIAL SECURITY FUND.	0	81.026	81.026
**D	PINEBRIDGE FUND SERIES PINEBRIDGE EUROPE EQUITY FUND	0	483.452	483.452
**D	PRINCIPAL MFF EUROPEAN EQUITY FUND	0	203.887	203.887
**D	PRINCIPAL TRUST COMPANY (ASIA LIMITED	0	500.477	500.477
**D	ROBECO INSTITUTIONAL CONSERVATIVE EQUITY FUND II	0	117.913	117.913
**D	ROBECO INSTITUTIONAL VALUE EQUITY FUND	0	577.313	577.313
**D	ROBECO UMBRELLA FUND I N.V. - ROBECO GLOBAL AC MULTI-FACTOR EQUITIES FUND	0	431.563	431.563
**D	SCRI ROBECO INSTITUTIONAL CONSERVATIVE EQUITY FUND.	0	395.869	395.869
**D	SDA INTL EQUITY INDEX FD WORLD	0	199.149	199.149
**D	SLIC - EUROPEAN EQUITY GROWTH FUND	0	510.629	510.629
**D	SLIC - EUROPEAN EQUITY INCOME FUND	0	6.154.685	6.154.685
**D	SLIC - GLOBAL EQUITY INCOME FUND	0	637.116	637.116
**D	STANDARD LIFE ASSURANCE LIMITED	0	23.046.317	23.046.317
**D	STANDARD LIFE WEALTH ACER FUND CITIBANK INTERNATIONAL PLC	0	69.675	69.675
**D	STICHTING CUSTODY ROBECO INSTITUTIONAL	0	292.126	292.126
**D	STICHTING MN SERVICES AANDELENFONDS EUROPA	0	728.995	728.995
**D	STICHTING PENSIOENFONDS METAAL	0	3.040.245	3.040.245
**D	STICHTING PENSIOENFONDS METAAL EN T MN SERVICES	0	385.656	385.656
**D	STICHTING PGM DEPOSITARY	0	10.145.861	10.145.861
**D	THE NOMURA TRUST AND BANKING CO LTD	0	154.777	154.777
**D	THE NOMURA TRUST AND BANKING CO LTD	0	9.811	9.811
**D	UNITED TECHNOLOGIES CORPORATION MASTER RETIREMENT TRUST (GLOBAL) C/O ANALYTIC INVESTORS LLC	0	13.536	13.536
**D	VICTORY CAPITAL INTERNATIONAL COLLECTIVE INVESTMENT TRUST	0	43.964	43.964
**D	VICTORY CEMP DEVELOPED ENHANCED VOLATILITY WTD INDEX ETF	0	28.137	28.137
**D	VICTORY CEMP INTERNATIONAL HIGH DIV VOLATILITY WTD INDEX ETF	0	61.967	61.967
**D	VICTORY CEMP INTERNATIONAL VOLATILITY WTD INDEX ETF	0	5.199	5.199
**D	VICTORY CEMP MARKET NEUTRAL INCOME FUND	0	23.688	23.688
**D	VICTORY RS GLOBAL FUND	0	33.541	33.541
**D	VICTORY RS INTERNATIONAL FUND	0	50.037	50.037
**D	VICTORY RS INTERNATIONAL VIP SERIES	0	382.678	382.678

Pagina 37

Azionisti: 2732 Teste: 18  
 Azionisti in proprio: 9 Azionisti in delega: 2723

273

LISTA ESITO DELLE VOTAZIONE  
 Oggetto: Bilancio di esercizio al 31 dicembre 2016

FAVOREVOLI

Badge	Ragione Sociale	Proprio	Delega	Totale
**D	VICTORY TRIVALENT INTERNATIONAL FUND - CORE EQUITY	0	20.769	20.769
**D	WELLINGTON ALTA FUND	0	11.830	11.830
**D	MARITIME SUPER	0	149.300	149.300
**D	NORGES BANK	0	4.236.177	4.236.177
**D	TRUST FOR RETIR MED, DENT & LIFE INS ARMY&AIR FORCE EXCH	0	69.083	69.083
**D	THE RETIREMENT ANN PL FOR EMPL OF THE ARMY&AIR FORCE EX SERV	0	155.782	155.782
**D	SONOMA COUNTY EMPLOYEES RETIREMENT ASSOCIATION	0	114.047	114.047
**D	TOWERS WATSON U.S. PENSION PLAN TRUST	0	158.375	158.375
**D	RIVERSIDE CHURCH IN THE CITY OF NEW YORK	0	65.499	65.499
**D	THE METHODIST HOSPITAL	0	218.100	218.100
**D	XEROX CORPORATION RETIREMENT & SAVINGS PLAN	0	82.200	82.200
**D	NOVARTIS CORPORATION PENSION MASTER TRUST	0	123.443	123.443
**D	OS INTERNATIONAL EQUITY FUND	0	492.399	492.399
**D	LEGG MASON DEVELOPED EX-US DIVERSIFIED CORE ETF	0	7.251	7.251
**D	STATE FARM VARIABLE PRODUCT TRUST, INTERNATIONAL EQ INDEX F	0	171.935	171.935
**D	TEACHERS' RETIREMENT SYSTEM OF THE STATE OF ILLINOIS	0	13.232	13.232
**D	TEACHERS' RETIREMENT SYSTEM OF THE STATE OF ILLINOIS	0	3.058.239	3.058.239
**D	BEAUMONT HEALTH MASTER RETIREMENT TRUST	0	25.329	25.329
**D	WILLIAM BEAUMONT HOSPITAL	0	24.337	24.337
**D	KAISER PERMANENTE GROUP TRUST	0	1.378.169	1.378.169
**D	HC CAPITAL TRUST- THE INSTITUTIONAL INTERNATIONAL EQUITY PTF	0	150.456	150.456
**D	ARKWRIGHT, LLC	0	38.202	38.202
**D	KAISER FOUNDATION HOSPITALS	0	331.300	331.300
**D	FIDELITY RUTLAND SQUARE TR II: STRAT ADV INT MULTI-MANAGER F	0	24.947	24.947
**D	FIDELITY RUTLAND SQUARETRUST II: STRATEGIC ADVISERS INT F	0	3.050.290	3.050.290
**D	JOHN HANCOCK VARIABLE INSURANCE TRUST UTILITIES TRUST	0	1.996.321	1.996.321
**D	WELLS FARGO UTILITIES AND HIGH INCOME FUND	0	1.225.000	1.225.000
**D	WELLS FARGO GLOBAL DIVIDEND OPPORTUNITY FUND	0	3.750.000	3.750.000
**D	LAUDUS INTERNATIONAL MARKETMASTERS FUND	0	30.819	30.819
**D	SCHWAB INTERNATIONAL EQUITY ETF	0	629.491	629.491
**D	SCHWAB FUNDAMENTAL INTERNATIONAL LARGE COMPANY ETF	0	4.292.614	4.292.614
**D	SANFORD C. BERNSTEIN INTL VALUE EQ (CAP-WEIGHTED UNHEDGED) F	0	2.719.049	2.719.049
**D	JOHN HANCOCK ENDURING EQUITY FUND	0	78.900	78.900
**D	JOHN HANCOCK VAR INS TRUST STRATEGIC EQUITY ALLOCATION TRUST	0	748.298	748.298
**D	JOHN HANCOCK FUNDS II STRATEGIC EQUITY ALLOCATION FUND	0	2.077.243	2.077.243
**D	US RETIREMENT TRUST	0	1.303.542	1.303.542
**D	PUTNAM DYNAMIC RISK ALLOCATION FUND	0	133.611	133.611
**D	PUTNAM VARIABLE TRUST - PUTNAM VT GLOBAL ASSET ALLOCATION F	0	47.899	47.899
**D	PUTNAM DYNAMIC ASSET ALLOCATION GROWTH FUND	0	29.039	29.039
**D	PUTNAM DYNAMIC ASSET ALLOCATION BALANCED FUND	0	746.047	746.047
**D	PUTNAM DYNAMIC ASSET ALLOCATION CONSERVATIVE FUND	0	500.861	500.861
**D	PUTNAM GLOBAL UTILITIES FUND	0	238.243	238.243
**D		0	740.654	740.654

274

## LISTA ESITO DELLE VOTAZIONE

Oggetto: Bilancio di esercizio al 31 dicembre 2016

## FAVOREVOLI

Badge	Ragione Sociale	Proprio	Delega	Totale
**D	PUTNAM VARIABLE TRUST - PUTNAM VT GLOBAL UTILITIES FUND	0	304.635	304.635
**D	PUTNAM TOTAL RETURN TRUST	0	113.667	113.667
**D	PUTNAM RETIREMENT ADVANTAGE GAA GROWTH PORTFOLIO	0	337.513	337.513
**D	PUTNAM RETIREMENT ADVANTAGE GAA BALANCE PORTFOLIO	0	177.822	177.822
**D	PUTNAM RETIREMENT ADVANTAGE GAA CONSERVATIVE PORTFOLIO	0	47.960	47.960
**D	PUTNAM RETIREMENT ADVANTAGE GAA INCOME STRATEGIES PORTFOLIO	0	29.845	29.845
**D	PUTNAM RETIREMENT ADVANTAGE GAA EQUITY PORTFOLIO	0	122.077	122.077
**D	PUTNAM TOTAL RETURN FUND, LLC	0	37.152	37.152
**D	THE STATE OF NEVADA	0	68.297	68.297
**D	PUTNAM DYNAMIC ASSET ALLOCATION EQUITY FUND	0	38.992	38.992
**D	INTERNATIONAL PAPER CO COMMINGLED INVESTMENT GROUP TRUST	0	2.014.237	2.014.237
**D	LAZARD ASSET MANAGEMENT LLC	0	3.602	3.602
**D	LAZARD INTERNATIONAL EQUITY ADVANTAGE PORTFOLIO	0	1.510	1.510
**D	DEKA INVESTMENT GMBH FOR SFT 3-FONDS	0	251.256	251.256
**D	ALLIANZ GLOBAL INVESTORS GMBH FOR DBI-FONDS SET 4	0	11.163	11.163
**D	J & J PENSION FUND OFF	0	54.836	54.836
**D	INTERNATIONAL EXPATRIATE BENEFIT MASTER TRUST	0	37.133	37.133
**D	MFS VARIABLE INSURANCE TRUST - MFS UTILITIES SERIES	0	9.768.066	9.768.066
**D	MFS HERITAGE TRUST COMPANY COLLECTIVE INVESTMENT TRUST	0	328.696	328.696
**D	MFS DEVELOPMENT FUNDS, LLC	0	16.657	16.657
**D	GOLDMAN SACHS TRST II-GOLDMAN SACHS MULTI-MNGR GLOBAL EQ FUND	0	6.998	6.998
**D	GOLDMAN SACHS TRUST - GOLDMAN SACHS GLOBAL MANAGED BETA FUND	0	8.013	8.013
**D	GOLDMAN SACHS TRUST - GOLDMAN SACHS GLOBAL INFRASTRUCTURE FUND	0	10.184	10.184
**D	GOLDMAN SACHS TRUST II GOLDMAN SACHS GQG PART INTL OPP FD	0	270.475	270.475
**D	INTERNATIONAL MONETARY FUND	0	318.037	318.037
**D	USAA GLOBAL EQUITY INCOME FUND	0	255.410	255.410
**D	ALLIANCEBERNSTEIN GLOBAL RISK ALLOCATION FUND INC	0	10.639	10.639
**D	THE ALLIANCEBERNSTEIN POOLING PTF - ALLIANCE VOL MNGM PTF	0	70.699	70.699
**D	ALLIANCEBERNST VAR PROD SER F INC.ALLIANCEB DYN ASSET ALL PTF	0	72.583	72.583
**D	AB VARIABLE PROD SERIES FD, INC.-AB BALANCED WEALTH STG PORTF	0	37.731	37.731
**D	ALLIANZ GLOBAL INVESTORS GMBH FOR DBI-FONDS ANDUS	0	225.319	225.319
**D	JOHN HANCOCK LIFE AND HEALTH INSURANCE COMPANY	0	365.073	365.073
**D	RUSSELL TRUST CO COMMINGLED EMPLOYEE BENEFIT FUNDS TRUST	0	10.535.977	10.535.977
**D	RUSSELL INVESTMENT COMPANY PLC	0	8.170.808	8.170.808
**D	METROPOLITAN LIFE INSURANCE COMPANY	0	289.164	289.164
**D	THE MASTER TRUST BK OF JP LPD: HIYACHI FOREIGN EQ INDEX MF	0	147.136	147.136
**D	SPDR MSCI WORLD QUALITY MIX FUND	0	1.302	1.302
**D	COMMONFUND STRATEGIC SOLUTIONS GLOBAL EQUITY, LLC	0	488.700	488.700
**D	GMAM INVESTMENT FUNDS TRUST	0	673.786	673.786
**D	GMAM INVESTMENT FUNDS TRUST	0	805.100	805.100
**D	IBM RETIREMENT PLAN	0	52.225	52.225
**D	ALLIANZ GLOBAL INV GMBH FOR ALLIANZGI-FONDS SFT2	0	46.546	46.546
**D	DEUTSCHE ASSET MNGM INV GMBH FOR DEAM FONDS BBS	0	48.000	48.000



## LISTA ESITO DELLE VOTAZIONE

Oggetto: Bilancio di esercizio al 31 dicembre 2016

## FAVOREVOLI

Badge	Ragione Sociale	Proprio	Delega	Totale
**D	THORNBURG INVESTMENT INCOME BUILDER FUND	0	15.700.200	15.700.200
**D	NEUBERGER BERMAN ALTERNATIVE FUNDS NB MULTI-ASSET INCOME FUND	0	747	747
**D	AMERICAN BUREAU OF SHIPPING	0	13.705	13.705
**D	JAPAN TRUSTEE SERV BK LTD ATF SMTB PIMCO RAE LO VOL FR ECF M F	0	8.321	8.321
**D	PRINCIPAL GLOBAL INVESTORS COLLECTIVE INVESTMENT TRUST	0	527.642	527.642
**D	AMERICAN BAR ASSOCIATION MEMBERS/MTC COLLECTIVE TRUST	0	74.200	74.200
**D	AMERICAN CENTURY STRATEGIC ASSET ALL, INC. STRAT ALL CONS F	0	54.095	54.095
**D	AMERICAN CENTURY STRAT ASSET ALL, INC. STRAT ALL MODERATE F	0	227.054	227.054
**D	AMERICAN CENTURY STRAT ASSET ALL, INC. STRATEGIC ALL AGGR F	0	176.089	176.089
**D	AMERICAN CENTURY QUANTITATIVE EQUITY FUNDS, INC. INT CORE EQ	0	51.084	51.084
**D	AMERICAN CENTURY WORLD MUTUAL FUNDS, INC. INTL VALUE F	0	251.490	251.490
**D	AMERICAN CENTURY WORLD MUTUAL FUNDS INC - NT INT VALUE FUND	0	2.622.881	2.622.881
**D	AMERICAN CENTURY RETIREMENT DATE TRUST	0	361.897	361.897
**D	XEROX CANADA EMPLOYEES RETIREMENT PLAN	0	47.900	47.900
**D	PEOPLE'S BANK OF CHINA	0	6.064.055	6.064.055
**D	PEOPLE'S BANK OF CHINA	0	7.920.971	7.920.971
**D	JP TR SERV BK LTD ATF MATB MSCI KOKUSAI INDEX MOTHER F	0	159.409	159.409
**D	AXA IM SMART MATCHING SOLUTIONS PUBLIC LIMITED COMPANY	0	42.000	42.000
**D	ALPINE GLOBAL INFRASTRUCTURE FUND	0	521.000	521.000
**D	ANIMA FUNDS PLC	0	2.504.661	2.504.661
**D	ANGELES GLOBAL EQUITY OPPORTUNITIES FUND LLC	0	87.000	87.000
**D	THE MASTER TR BK OF JP LTD ATF INVESCO DEV COUNT EQ INDEX M F	0	750	750
**D	PENSION FUND OF SUMITOMO MITSUI BANKING CORPORATION	0	52.319	52.319
**D	THE MASTER TRUST BK OF JP RE F RUSSELL INV (JP) INTL EQUITY F	0	234.700	234.700
**D	TOYOTA MOTOR PENSION FUND	0	223.583	223.583
**D	AQR GLOBAL ENHANCED MINIMUM VOLATILITY EQUITY FUND, L.P.	0	881	881
**D	AQR INTERNATIONAL EQUITY EDGE FUND, L.P.	0	4.360	4.360
**D	AQR FUNDS - AQR INT RELAXED CONSTRAINT EQUITY FUND	0	9.101	9.101
**D	ARROWSTREET MULTI STRATEGY UMBRELLA PLC	0	308.057	308.057
**D	ARROWSTREET INTERNATIONAL EQUITY EAFE TRUST FUND	0	68.288	68.288
**D	ARROWSTREET INTL EQ ACWI EX US ALPHA EXTENSION TRUST FUND	0	58.782	58.782
**D	AXA INVESTMENT MANAGERS DEUTSCHLAND GMBH FOR AXA EUROPA	0	150.000	150.000
**D	AXA INVESTMENT MANAGERS DEUTSCHLAND GMBH FOR AXA WELT	0	63.000	63.000
**D	GENERAL CONFERENCE CORPORATION OF SEVENTH DAY ADVENTISTS	0	313.808	313.808
**D	AXA ROSENBERG EQUITY ALPHA TRUST	0	1.665.000	1.665.000
**D	STATE OF ALASKA RETIREMENT AND BENEFITS PLANS	0	1.184.073	1.184.073
**D	STATE OF ALASKA RETIREMENT AND BENEFITS PLANS	0	815.702	815.702
**D	JP TRU SERVICES BK, LTD. AS TRU FOR SMTB GMS EQ MOTHER FD	0	18.114	18.114
**D	OBULATE INTERNATIONAL PASTORAL INVESTMENT TRUST	0	28.150	28.150
**D	UNITED TECHNOLOGIES CORPORATION EMPLOYEE SAVINGS PLAN	0	515.967	515.967
**D	THE WALT DISNEY COMPANY RETIREMENT PLAN MASTER TRUST	0	111.482	111.482
**D	BROOKFIELD REAL ASSETS HYBRID MASTER FUND L.P	0	73.800	73.800
**D	THE MASTER TRUST BK OF JP LTD: RUSSELL GLB ENVIR TECH FUND	0	3.338	3.338

Pagina 40

Azionisti:

2732 Teste: 18

Azionisti in proprio: 9 Azionisti in delega: 2723

LISTA ESITO DELLE VOTAZIONE  
 Oggetto: Bilancio di esercizio al 31 dicembre 2016

FAVOREVOLI

Badge	Ragione Sociale	Proprio	Delega	Totale
**D	MERCER DIOCESE OF BROOKLYN GROWTH STRATEGY	0	156.815	156.815
**D	MERCER DIOCESE OF BROOKLYN GROWTH STRATEGY	0	158.300	158.300
**D	MERCER DIOCESE OF BROOKLYN LAY PENSION INVESTMENT TRUST	0	78.140	78.140
**D	MERCER DIOCESE OF BROOKLYN LAY PENSION INVESTMENT TRUST	0	78.900	78.900
**D	SIFORE XXI BANORTE CONS, SOC ANON DE CAPITAL VARIABLE	0	2.569.483	2.569.483
**D	TIAA-CREF FUNDS - ENHANCED INTERNATIONAL EQUITY INDEX FUND	0	2.692.631	2.692.631
**D	MET INVESTOR SERIES TRUST-ALLIANZ GLOBAL DYNAMIC ALL PTF	0	775.255	775.255
**D	MET INVESTORS SERIES TRUST-SCHRODERS GLOBAL MULTI-ASSET PTF	0	179.232	179.232
**D	MET INVESTORS SERIES TRUST- JPMORGAN GLOBAL ACTIVE ALL PTF	0	1.905.374	1.905.374
**D	MET INVESTORS SERIES TRUST- JPMORGAN GLOBAL ACTIVE ALL PTF	0	6.172.022	6.172.022
**D	RUSSELL INVESTMENT COMPANY - RUSSELL INTERN DEVELOPED MKT F	0	843.198	843.198
**D	RUSSELL INVESTMENT COMPANY RUSSELL GLOBAL EQUITY FUND	0	319.508	319.508
**D	HENDERSON DIVIDEND + INCOME BUILDER FUND	0	78.732	78.732
**D	CENTRAL PROVIDENT FUND BOARD	0	4.131.639	4.131.639
**D	VAV RETIREE MEDICAL BENEFITS TRUST	0	42.627	42.627
**D	DESJARDINS CANADIAN BALANCED FUND	0	77.181	77.181
**D	CALVERT VP EAFE INTERNATIONAL INDEX PORTFOLIO	0	11.899.564	11.899.564
**D	CAISSE DE DEPOT ET PLACEMENT DU QUEBEC	0	8.108.176	8.108.176
**D	THE REGENTS OF THE UNIVERSITY OF CALIFORNIA	0	653.000	653.000
**D	EIC ENERGY UTILITY FUND	0	699.746	699.746
**D	ALLIANZ GLOBAL INVESTORS GMBH FOR ELK-COFONDS	0	1.821.881	1.821.881
**D	MICROSOFT CORPORATION SAVINGS PLUS 401(K) PLAN	0	2.084.783	2.084.783
**D	ALLIANZ NFJ INTERNATIONAL VALUE FUND	0	208.829	208.829
**D	ALLIANZGI BEST STYLES GLOBAL EQUITY FUND	0	57.753	57.753
**D	ALLIANZGI BEST STYLES INTERNATIONAL EQUITY FUND	0	32.176	32.176
**D	ALLIANZGI GLOBAL DYNAMIC ALLOCATION FUND	0	1.385	1.385
**D	ALLIANZ NFJ INTERNATIONAL VALUE II FUND	0	193.435	193.435
**D	LORD ABBETT SERIES FUND, INC. - INTERNATIONAL CORE EQ PTF	0	1.690.148	1.690.148
**D	LORD ABBETT SECURITIES TRUST-LORD ABBETT INT CORE EQ F	0	338.670	338.670
**D	FEDEX CORPORATION EMPLOYEES PENSION TRUST	0	157.274	157.274
**D	PARAMETRIC INTERNATIONAL EQUITY FUND	0	96.200	96.200
**D	SOJECCI II LTEE	0	65.700	65.700
**D	EATON VANCE HEXAVEST GLOBAL EQUITY FUND	0	15.983	15.983
**D	EATON VANCE HEXAVEST INTERNATIONAL EQUITY FUND	0	48.562	48.562
**D	TAX - MANAGED INTERNATIONAL EQUITY PORTFOLIO	0	250.000	250.000
**D	GABELLI UTILITIES FUND	0	230.000	230.000
**D	THE GABELLI DIVIDEND & INCOME TRUST	0	80.000	80.000
**D	THE GABELLI GLOBAL UTILITY & INCOME TRUST	0	2.628.347	2.628.347
**D	GENERAL ELECTRIC PENSION TRUST	0	998.328	998.328
**D	RUSSELL INVESTMENT FUNDS NON-U.S. FUND	0	739.735	739.735
**D	RUSSELL INVESTMENT COMPANY RUSSELL TAX-MANAGED INTL EQ FUND	0	590.894	590.894
**D	RUSSELL INVESTMENT COMPANY SELECT INTERNATIONAL EQUITY FUND	0	28.195	28.195
**D	LAND BK OF TW IN ITS CAP AS MSTR CUS OF FR TEM SIN M-A INC B F	0	51.650	51.650
**D	MARQUIS INSTITUTIONAL GLOBAL EQUITY PORTFOLIO	0		

277

LISTA ESITO DELLE VOTAZIONE

Oggetto: Bilancio di esercizio al 31 dicembre 2016

FAVOREVOLI

Badge	Ragione Sociale	Proprio	Delega	Totale
**D	PIMCO BALANCED INCOME FUND (CANADA)	0	14.100	14.100
**D	THE HARTFORD GLOBAL REAL ASSET FUND	0	114.712	114.712
**D	THE HARTFORDGLOBAL ALL- ASSET FUND	0	20.184	20.184
**D	AMERICAN FUNDS INSURANCE SERIES CAPITAL INCOME BUILDER	0	494.674	494.674
**D	ROCHE U.S. RETIREMENT PLANS MASTER TRUST	0	1.339.900	1.339.900
**D	CITY OF HOPE	0	86.500	86.500
**D	BECKMAN RESEARCH INSTITUTE OF THE CITY OF HOPE	0	61.500	61.500
**D	CITY OF HOPE NATIONAL MEDICAL CENTER	0	79.000	79.000
**D	CENTRAL BANK OF TRINIDAD AND TOBAGO	0	1.205.822	1.205.822
**D	RUSSELL INVESTMENT COMPANY MULTI-ASSET GROWTH STRATEGY FUND	0	29.004	29.004
**D	HEXAVEST EAFE EQUITY FUND	0	660.938	660.938
**D	HEXAVEST ACWI EQUITY FUND	0	49.740	49.740
**D	HEXAVEST WORLD EQUITY FUND	0	579.381	579.381
**D	BROOKFIELD GLOBAL REAL ASSET FUND	0	18.200	18.200
**D	TRANSAMERICA JPMORGAN TACTICAL ALLOCATION VP	0	109.592	109.592
**D	MONY LIFE RETIREMENT INCOME SECURITYPLAN FOR EMPLOYEES	0	5.960	5.960
**D	TRANSAMERICA AB DYNAMIC ALLOCATION VP	0	39.844	39.844
**D	ICON INTERNATIONAL EQUITY FUND	0	177.000	177.000
**D	TANGERINE BALANCED INCOME PORTFOLIO	0	16.557	16.557
**D	TANGERINE BALANCED PORTFOLIO	0	101.866	101.866
**D	TANGERINE BALANCED GROWTH PORTFOLIO	0	86.522	86.522
**D	TANGERINE EQUITY GROWTH PORTFOLIO	0	74.941	74.941
**D	STATE FARM MUTUAL FUND TRUST, INTERNATIONAL INDEX FUND	0	158.717	158.717
**D	MASSMUTUAL SELECT OVERSEAS FUND	0	465.251	465.251
**D	MAINSTAY VP MFS UTILITIES PORTFOLIO	0	7.895.688	7.895.688
**D	TRANSAMERICA BLACKROCK GLOBAL ALLOCATION VP	0	705.964	705.964
**D	MM SELECT EQUITY ASSET FUND	0	171.948	171.948
**D	MM MSCI EAFE INTERNATIONAL INDEX FUND	0	166.142	166.142
**D	GMO TAX-MANAGED GLOBAL BALANCED PORTFOLIO	0	38.039	38.039
**D	GMO IMPLEMENTATION FUND	0	2.652.207	2.652.207
**D	JANUS CAPITAL MANAGEMENT LLC	0	20	20
**D	RUSSELL INVESTMENT COMPANY IV PLC	0	537.826	537.826
**D	JOHNSON & JOHNSON PENSION & SAVINGS PLANS MASTER TRUST	0	198.000	198.000
**D	PENSIONSKASSE JOHNSON & JOHNSON SCHWEIZ	0	82.709	82.709
**D	INTECH GLOBAL ALL COUNTRY ENHANCED INDEX FUND LLC	0	7.819	7.819
**D	SUNAMERICA SERIES TRUST GLOBAL EQUITIES PORTFOLIO	0	360.140	360.140
**D	SUNAMERICA SERIES TRUST TELECOM UTILITY PORTFOLIO	0	272.236	272.236
**D	SEASONS SERIES TRUST ASSET ALLOCATION: DIVERSIFIED GROWTH PTF	0	35.095	35.095
**D	SEASONS SERIES TRUST INTERNATIONAL EQUITY PORTFOLIO	0	126.595	126.595
**D	SUNAMERICA SERIES TRUST- SA BLACKROCK VCP GLO MUL ASSET PTF	0	172.059	172.059
**D	SUNAMERICA SERIES TRUST- SA SCHRÖDERS VCP GLO ALLOC PORTFOLIO	0	64.530	64.530
**D	SUNAMERICA SERIES TRUST - SA INTERNATIONAL INDEX PORTFOLIO	0	136.619	136.619
**D	ORANGE COUNTY EMPLOYEES RETIREMENT SYSTEM	0	383.270	383.270

778

LISTA ESITO DELLE VOTAZIONE  
 Oggetto: Bilancio di esercizio al 31 dicembre 2016

FAVOREVOLI

Badge	Ragione Sociale	Proprio	Delega	Totale
**D	RUSSELL COMMON CONTRACTUAL FUND	0	333.200	333.200
**D	RUSSELL INVESTMENT COMPANY V PLC	0	394.086	394.086
**D	RUSSELL INSTITUTIONAL FUNDS PLC	0	29.890	29.890
**D	STATE STREET GLOBAL EQUITY EX-US INDEX PORTFOLIO	0	370.696	370.696
**D	STATE STREET DISCIPLINED GLOBAL EQUITY PORTFOLIO	0	9.520	9.520
**D	STATE STREET INTERNATIONAL DEVELOPED EQUITY INDEX PORTFOLIO	0	1.341.151	1.341.151
**D	DEUTSCHE EAFE EQUITY INDEX FUND	0	33.775	33.775
**D	KP INTERNATIONAL EQUITY FUND	0	151.868	151.868
**D	KANSAS PUBLIC EMPLOYEES RETIREMENT SYSTEM	0	1.847.947	1.847.947
**D	RHUMBLINE INTERNATIONAL POOLED INDEX TRUST	0	42.398	42.398
**D	LOS ANGELES COUNTY EMPLOYEES RETIREMENT ASSOCIATION	0	104.000	104.000
**D	LORD ABBETT INTERNATIONAL CORE EQUITY TRUST	0	93.243	93.243
**D	SPDR MSCI ACWI IMI ETF	0	16.475	16.475
**D	SPDR MSCI EAFE QUALITY MIX ETF	0	45.802	45.802
**D	SPDR MSCI WORLD QUALITY MIX ETF	0	3.744	3.744
**D	HARTFORD MULTIFACTOR DEVELOPED MARKETS (EX-US) ETF	0	7.767	7.767
**D	ALLIANCEBERNSTEIN INTERNATIONAL ALL-COUNTRY PASSIVE SERIES	0	90.835	90.835
**D	MARYLAND STATE RETIREMENT & PENSION SYSTEM	0	1.865.751	1.865.751
**D	RUSSELL INV MULTI-ASSET FACTOR EXPOSURE FUND	0	217.156	217.156
**D	ALLIANZ GLOBAL INVESTORS GMBH FOR ALLIANZ STRAT. BALANCE	0	302.528	302.528
**D	ALLIANZ GLOBAL INVESTORS GMBH FOR ALLIANZ STRAT. STABILITAET	0	51.834	51.834
**D	ALLIANZ GLOBAL INVESTORS GMBH FOR ALLIANZ STRAT. WACHSTUM	0	388.061	388.061
**D	THE PRUDENTIAL INSURANCE COMPANY OF AMERICA	0	628.929	628.929
**D	PRUDENTIAL TRUST CO MASTER COMMINGLED INV F FOR TAX EXEMPT TR	0	469.482	469.482
**D	MDPIM INTERNATIONAL EQUITY POOL	0	373.100	373.100
**D	MD INTERNATIONAL VALUE FUND	0	152.189	152.189
**D	MD EQUITY FUND	0	413.850	413.850
**D	MD EQUITY FUND	0	105.800	105.800
**D	MDPIM INTERNATIONAL EQUITY POOL	0	1.312.658	1.312.658
**D	MD INTERNATIONAL VALUE FUND	0	39.200	39.200
**D	MERCER INTERNATIONAL EQUITY FUND	0	89.607	89.607
**D	MGI FUNDS PLC	0	100.000	100.000
**D	MERCER INTERNATIONAL EQUITY FUND	0	161.181	161.181
**D	MGI FUNDS PLC	0	6.182.419	6.182.419
**D	MERCER QIF CCF	0	101.228	101.228
**D	MERCER QIF FUND PLC	0	180.695	180.695
**D	MERCER GLOBAL EQUITY FUND	0	314.747	314.747
**D	MERCER GLOBAL EQUITY FUND	0	594.456	594.456
**D	MGI FUNDS PLC	0	1.336	1.336
**D	MORGAN STANLEY INSTITUTIONAL FUND TR- GL MULTI-ASSET INC PTF	0	318.523	318.523
**D	LOCKHEED MARTIN CORP DEFINED CONTRIBUTION PLAN MASTER TRUST	0	11.684	11.684
**D	MET INVESTORS SERIES TRUST- PANAGORA GLO DIVERSIFIED RISK PTF	0	6.835	6.835
**D	BLUE CROSS BLUE SHIELD OF KANSAS, INC	0	26.125	26.125
**D	NORTHROP GRUMMAN CORPORATION VEEA MASTER TRUST I	0		

979

## LISTA ESITO DELLE VOTAZIONE

Oggetto: Bilancio di esercizio al 31 dicembre 2016

## FAVOREVOLI

Badge	Ragione Sociale	Proprio	Delega	Totale
**D	BURROUGHS WELLCOME FUND	0	9.415	9.415
**D	DEUTSCHE BANK-ONSHORE	0	9.411	9.411
**D	STATE OF NEW JERSEY COMMON PENSION FUND D	0	3.987.454	3.987.454
**D	ONTARIO TEACHERS PENSION PLAN BOARD	0	785.400	785.400
**D	NEW SHIPS, INC. PENSION MASTER TRUST	0	390.042	390.042
**D	CITY OF NEW YORK GROUP TRUST	0	2.462.589	2.462.589
**D	ONEOK, INC. RETIREMENT PLAN TRUST	0	34.886	34.886
**D	COSMOPOLITAN INVESTMENT FUND	0	709.642	709.642
**D	PIMCO RAE FUNDAMENTAL INTERNATIONAL FUND LLC	0	1.241.002	1.241.002
**D	PIMCO EQUITY SERIES: PIMCO RAE FUNDAMENTAL INTERNATIONAL FUND	0	504.064	504.064
**D	PRINCIPAL LIFE INSURANCE COMPANY	0	2.536.580	2.536.580
**D	DIVERSIFIED REAL ASSET CIT	0	633.386	633.386
**D	PUTNAM WORLD TRUST	0	50.293	50.293
**D	THE UNIVERSITY OF HONG KONG	0	35.573	35.573
**D	CERN PENSION FUND	0	1.500.092	1.500.092
**D	RETIREMENT & SEC PROG. & SAVINGS PLAN OF NCA & ITS MBRS MSTR TST	0	92.664	92.664
**D	DEUTSCHE ASSET MNGM INV GMBH FOR DEAM-FONDS KLP 1	0	68.000	68.000
**D	DEUTSCHE ASSET MNGM INV GMBH FOR DEAM-FONDS PPC GEQ	0	25.152	25.152
**D	DEUTSCHE ASSET MNGM INV GMBH FOR DEAM-FONDS RKBS	0	70.000	70.000
**D	DEUTSCHE ASSET MNGM INV GMBH FOR DEAM-FONDS BW GERMANY	0	19.566	19.566
**D	DEUTSCHE ASSET MNGM INV GMBH FOR DEAM-FONDS DN13	0	137.000	137.000
**D	DEUTSCHE ASSET MNGM INV GMBH FOR DEAM-FONDS PPC EQ	0	159.249	159.249
**D	DEUTSCHE ASSET MNGM INV GMBH FOR GCB PENSION FUND GERMANY	0	69.458	69.458
**D	DEUTSCHE ASSET MNGM INV GMBH FOR DEAM FONDS AKS	0	20.000	20.000
**D	DEUTSCHE ASSET MNGM INV GMBH FOR DEAM FONDS DAM 2	0	40.000	40.000
**D	DEUTSCHE ASSET MNGM INV GMBH FOR DEAM-FONDS BG 2	0	30.000	30.000
**D	DEUTSCHE ASSET MNGM INV GMBH FOR DEAM FONDS TOCO	0	110.000	110.000
**D	DEUTSCHE ASSET MNGM INV GMBH FOR DEAM FONDS AVD 2	0	20.900	20.900
**D	DEUTSCHE ASSET MNGM INV GMBH FOR DEAM-FONDS-BCA 1	0	85.000	85.000
**D	DEUTSCHE ASSET MNGM INV GMBH FOR DEAM FONDS DAA	0	33.900	33.900
**D	DEUTSCHE ASSET MNGM INV GMBH FOR DEAM-FONDS DEUK	0	60.000	60.000
**D	DEUTSCHE ASSET MNGM INV GMBH FOR DEAM FONDS CA IV	0	24.000	24.000
**D	DEUTSCHE ASSET MNGM INV GMBH FOR DEAM FONDS KDE 1	0	60.000	60.000
**D	DEUTSCHE ASSET MNGM INV GMBH FOR DEAM FONDS WOP 1	0	215.511	215.511
**D	DEUTSCHE ASSET MNGM INV GMBH FOR DEAM FONDS WOP 2	0	135.396	135.396
**D	DEUTSCHE ASSET MNGM INV GMBH FOR STIFTUNGSFONDS SVOF	0	89.909	89.909
**D	DEUTSCHE ASSET MNGM INV GMBH FOR DEAM-FONDS DYERB	0	45.000	45.000
**D	DEUTSCHE ASSET MNGM INV GMBH FOR DEAM FONDS PFM	0	70.000	70.000
**D	DEUTSCHE ASSET MNGM INV GMBH FOR DEAM-FONDS EXEMPLUM	0	15.000	15.000
**D	DEUTSCHE ASSET MNGM INV GMBH FOR DEAM FONDS NEW	0	40.500	40.500
**D	DEUTSCHE AM INV GMBH FOR DEAM FONDS RHEIN	0	340.000	340.000
**D	DEUTSCHE ASSET MNGM INV GMBH FOR DEAM FONDS KLILLI	0	11.000	11.000
**D	DEUTSCHE ASSET MNGM INV GMBH FOR DEAM FONDS SFBWL	0	500.000	500.000

LISTA ESITO DELLE VOTAZIONE  
 Oggetto: Bilancio di esercizio al 31 dicembre 2016

FAVOREVOLI

Badge	Ragione Sociale	Proprio	Delega	Totale
**D	DEUTSCHE ASSET MNGM INV GMBH FOR DEAM FONDS SLM 1	0	362.100	362.100
**D	DEUT ASS & WEALTH MNGM INV GMBH FOR DEAM-FONDS LHG 1	0	202.000	202.000
**D	DEUTSCHE ASSET MNGM INV GMBH FOR DEAM FONDS PMC 1	0	120.000	120.000
**D	DEUTSCHE ASSET MNGM INV GMBH FOR DEAM FONDS PKN 2	0	2.998.721	2.998.721
**D	DEUTSCHE ASSET MNGM INV GMBH FOR DEAM- FONDS OKA	0	30.000	30.000
**D	DEUTSCHE ASSET MNGM INV GMBH FOR DEAM FONDS AO 1	0	10.000	10.000
**D	DEUTSCHE ASSET MNGM INV GMBH FOR DEAM FONDS APD	0	5.000	5.000
**D	DEUTSCHE ASSET MNGM INV GMBH FOR DEAM FONDS UVG 1	0	23.400	23.400
**D	DEUTSCHE ASSET MNGM INV GMBH FOR DEAM FONDS PTF	0	77.000	77.000
**D	DEUTSCHE ASSET MNGM INV GMBH FOR DEAM FONDS PTF	0	20.000	20.000
**D	DEUTSCHE ASSET MNGM INV GMBH FOR DEAM FONDS RPU 1	0	31.304	31.304
**D	DEUTSCHE ASSET MNGM INV GMBH FOR DEAM FONDS PSF 1	0	12.901	12.901
**D	DEUTSCHE ASSET MNGM INV GMBH FOR DEAM FONDS SCSM	0	28.600	28.600
**D	DEUTSCHE ASSET MNGM INV GMBH FOR DEAM FONDS STK	0	55.000	55.000
**D	DEUTSCHE ASSET MNGM INV GMBH FOR DEAM FONDS SVSW	0	50.000	50.000
**D	DEUTSCHE ASSET MNGM INV GMBH FOR DEAM-FONDS UZS 1	0	240.000	240.000
**D	DEUTSCHE ASSET MNGM INV GMBH FOR STIFTUNGSFONDS SV 1	0	38.868	38.868
**D	DEUTSCHE ASSET MNGM INV GMBH FOR STIFTUNGSFONDS SVC 1	0	33.000	33.000
**D	DEUTSCHE ASSET MNGM INV GMBH FOR DEAM FONDS SWI	0	125.000	125.000
**D	DEUTSCHE ASSET MNGM INV GMBH FOR DEAM F STRATAV EUR STRAT1	0	13.500	13.500
**D	DEUTSCHE ASSET MNGM INV GMBH FOR DEAM FONDS VEB	0	6.500	6.500
**D	DEUTSCHE ASSET MNGM INV GMBH FOR DEAM-HAD-MITARBEITER I	0	15.000	15.000
**D	DEUTSCHE ASSET MNGM INV GMBH FOR DEAM-HAD-MITARBEITER II	0	20.000	20.000
**D	DEUTSCHE ASSET MNGM INV GMBH FOR DEAM FONDS LW1	0	150.000	150.000
**D	DEUTSCHE ASSET MNGM INV GMBH FOR DEAM-FONDS ZDB	0	16.000	16.000
**D	DEUTSCHE ASSET MNGM INV GMBH FOR DEAM FONDS PVZ 1	0	230.000	230.000
**D	DEUTSCHE ASSET MNGM INV GMBH FOR DEAM FONDS ZSB 1	0	60.000	60.000
**D	DEUTSCHE ASSET MNGM INV GMBH FOR DEAM-FONDS CPT	0	5.820	5.820
**D	DEUTSCHE ASSET MANAGEMENT INVESTMENT GMBH FOR DEUTSCHE RRL17	0	49.044	49.044
**D	INTEL CORPORATION RETIREE MEDICAL PLAN TRUST	0	354.310	354.310
**D	STATE OF ALASKA DEPARTMENT OF ADMINISTRATION	0	211.155	211.155
**D	ALASKA COMMON TRUST FUND	0	110.644	110.644
**D	AQR COLLECTIVE INVESTMENT TRUST	0	345.600	345.600
**D	GREYSTONE INTERNATIONAL INCOME AND GROWTH FUND	0	94.448	94.448
**D	GREYSTONE GLOBAL INCOME + GROWTH FUND	0	1.068.850	1.068.850
**D	PANAGORA DYNAMIC GLOBAL EQUITY (EX TOBACCO) FUND	0	263.178	263.178
**D	THRIVENT PARTNER WORLDWIDE ALLOCATION FUND	0	579.002	579.002
**D	THRIVENT PARTNER WORLDWIDE ALLOCATION PORTFOLIO	0	1.182.987	1.182.987
**D	RUSSELL INSTITUTIONAL FUNDS,LLC-RUSSELL INTL EQUITY FUND	0	281.928	281.928
**D	RUSSELL INSTL FUNDS,LLC-RUSSELL MULTI-ASSET CORE PLUS FUND	0	133.718	133.718
**D	RUSSELL INSTITUTIONAL FUNDS,LLC-RUSSELL GLOB EQ PLUS FUND	0	10.935.993	10.935.993
**D	FLOURISH INVESTMENT CORPORATION	0	59.593	59.593
**D	OMERS ADMINISTRATION CORPORATION	0	236.311	236.311
**D	HONG KONG HOUSING SOCIETY	0		

281

LISTA ESITO DELLE VOTAZIONE  
 Oggetto: Bilancio di esercizio al 31 dicembre 2016

FAVOREVOLI

Badge	Ragione Sociale	Proprio	Delega	Totale
**D	GOV OF HM THE SULTAN AND YANG DI-PERTUAN OF BRUNEI DARUSSALAM	0	363.295	363.295
**D	BANK OF KOREA	0	1.032.609	1.032.609
**D	BIMCOR OVERSEAS POOLED FUND	0	270.659	270.659
**D	BIMCOR GLOBAL EQUITY POOLED FUND	0	541.008	541.008
**D	GOVERNMENT OF THE PROVINCE OF ALBERTA	0	7.145.000	7.145.000
**D	SPHERE FTSE EUROPE SUSTAINABLE YIELD INDEX ETF	0	3.908	3.908
**D	POWER ASSETS DEFINED CONTRIBUTION SCHEME	0	15.447	15.447
**D	SANOFT-AVENTIS US PENSION TRUST	0	45.600	45.600
**D	SSGA MSCI ACWI EX-USA INDEX NON-LENDING DAILY TRUST	0	174.679	174.679
**D	GAM INVESTMENT MANAGEMENT (SWITZERLAND) AG	0	434.785	434.785
**D	GAM INVST MANAG (SWITZ) AG VI VORSORGEINV VI CORE AKTN AUSLAND	0	9.120	9.120
**D	HARTFORD SCHROEDERS INTERNATIONAL MULTI-CAP VALUE FUND	0	194.636	194.636
**D	STATE STREET IRELAND UNIT TRUST	0	1.867.747	1.867.747
**D	STANDARD LIFE INV GLO ABS RETURN STRAT MASTER FUND LTD.	0	2.182.476	2.182.476
**D	STANDARD LIFE INVEST GLOBAL FOCUSED STRATEGIES MASTER FUND LFD	0	520.890	520.890
**D	SWISS AND GLOBAL AM AG ON BEHALF OF SSGA EUROPE EQUITY INDEX	0	23.030	23.030
**D	SSGA SPDR ETFs EUROPE I PUBLIC LIMITED COMPANY	0	1.052.072	1.052.072
**D	SSGA SPDR ETFs EUROPE II PUBLIC LIMITED COMPANY	0	1.121.453	1.121.453
**D	SIR DAVID TRENCH FUND FOR RECREATION	0	19.258	19.258
**D	SUNSUPER SUPERANNUATION FUND	0	915.151	915.151
**D	CALIFORNIA PUBLIC EMPLOYEES RETIREMENT SYSTEM	0	24.831.484	24.831.484
**D	ROMAN CATHOLIC BISHOP OF SPRINGFIELD A CORPORATION SOLE	0	8.322	8.322
**D	TEACHER RETIREMENT SYSTEM OF TEXAS	0	16.921.108	16.921.108
**D	CALIFORNIA STATE TEACHERS RETIREMENT SYSTEM	0	24.386.496	24.386.496
**D	TENNESSEE CONSOLIDATED RETIREMENT SYSTEM	0	5.134.859	5.134.859
**D	DEUTSCHE ASSET MNGM INV GMBH FOR DEAM-FONDS PG EQ	0	196.866	196.866
**D	AXA SWISS INSTITUTIONAL FUND - EQUITIES GLOBAL EX SWITZERLAND	0	99.000	99.000
**D	DEUTSCHE ASSET MNGM INV GMBH FOR DEAM FONDS MIR 1	0	33.000	33.000
**D	DEUTSCHE ASSET MNGM INV GMBH FOR DEAM FONDS GFN 1	0	80.000	80.000
**D	DEUTSCHE ASSET MNGM INV GMBH FOR DEAM FONDS PFDB	0	47.194	47.194
**D	PINEBRIDGE GLOBAL FUNDS	0	240.269	240.269
**D	DEUTSCHE ASSET MNGM INV GMBH FOR DEAM-FONDS BPT	0	840.000	840.000
**D	METZLER ASSET MANAGEMENT GMBH FOR MI-FONDS 415	0	1.903.915	1.903.915
**D	DEUTSCHE ASSET MNGM INV GMBH FOR DEAM-FONDS RVT	0	30.000	30.000
**D	ALLIANZ GLOBAL INVESTORS GMBH FOR ALLIANZGI-FONDS HPT	0	221.286	221.286
**D	DEUTSCHE ASSET MNGM INV GMBH FOR DEAM-FONDS PAL 1	0	69.300	69.300
**D	DEUTSCHE ASSET MNGM INV GMBH FOR DEAM-FONDS GSK 1	0	85.000	85.000
**D	ASIAN DEVELOPMENT BANK	0	352.688	352.688
**D	UBS (IRL) ETF PLC	0	614.225	614.225
**D	SOUTH CALIF UTD FOOD & COMM WK UN & FOOD EMPL JOINT PENS TR F	0	811.564	811.564
**D	CAPITAL GROUP INTERNATIONAL EQUITY FUND (CANADA)	0	26.647	26.647
**D	CAPITAL INTERNATIONAL - GROWTH AND INCOME	0	49.000	49.000
**D	VANGUARD FTSE DEVELOPED EUROPE ALL CAP INDEX ETF	0	77.183	77.183

282

LISTA ESITO DELLE VOTAZIONE  
 Oggetto: Bilancio di esercizio al 31 dicembre 2016

FAVOREVOLI

Badge	Ragione Sociale	Proprio	Delega	Totale
**D	VANGUARD FTSE DEVELOPED ALL CAP EX NORTH AMERICA INDEX ETF	0	70.153	70.153
**D	VANGUARD DEVEL ALL-CAP EX NORTH AMERICA EQT IND POOLED FUND	0	14.116	14.116
**D	VANGUARD GLOBAL VALUE FACTOR ETF	0	2.139	2.139
**D	VANGUARD INVESTMENTS II COMMON CONTRACTUAL FUND	0	175.472	175.472
**D	VANGUARD INVESTMENTS COMMON CONTRACTUAL FUND	0	619.874	619.874
**D	VANGUARD FTSE DEVELOPED EUROPE INDEX ETF	0	17.315	17.315
**D	THE WELLINGTON TR COM NATIONAL ASS MULT COLLECT INV F TRUST	0	781.961	781.961
**D	THE WELLINGTON TR CO NAT ASS MULT COMM, ENDURING ASSETS PTF	0	1.180.874	1.180.874
**D	WELLINGTON TR CO, NA MULT COMM TR F TR, REAL TOTAL RETURN PTF	0	780	780
**D	WELLINGTON TR CO NAT ASS MULT COM TR F TR DAILY END ASS PTF	0	1.275.313	1.275.313
**D	THE WELLINGTON TR CO NAT ASS MULT COLLECTIVE INV F TRUST II	0	123.875	123.875
**D	WELLS FARGO BK DECL OF TR EST INV FUNDS FOR EMPLOYEE BEN TR	0	472.328	472.328
**D	WELLS FARGO DIVERSIFIED INTERNATIONAL FUND	0	79.600	79.600
**D	WELLS FARGO MASTER TRUST DIVERSIFIED STOCK PORTFOLIO	0	361.086	361.086
**D	WELLS FARGO MASTER TRUST INTERNATIONAL VALUE PORTFOLIO	0	1.706.600	1.706.600
**D	WELLINGTON COMPOUND GROWTH, L.P.	0	22.297	22.297
**D	WISDOMTREE ISSUER PUBLIC LIMITED COMPANY	0	86.620	86.620
**D	WSIB INVESTMENTS (PUBLIC EQUITIES) POOLED FUND TRUST	0	2.196.350	2.196.350
**D	DIVERSIFIED MARKETS (2010) POOLED FUND TRUST	0	132.815	132.815
**D	WASHINGTON STATE INVESTMENT BOARD	0	12.387.571	12.387.571
**D	WISDOMTREE DYNAMIC CURRENCY HEDGED EUROPE EQUITY FUND	0	3.467	3.467
**D	WISDOMTREE DYNAMIC CURRENCY HEDGED INTRNL EQUITY FUND	0	252.437	252.437
**D	WISDOMTREE DEFA EQUITY INCOME FUND	0	320.239	320.239
**D	WISDOMTREE INTERNATIONAL EQUITY FUND	0	523.128	523.128
**D	WISDOMTREE GLOBAL HIGH DIVIDEND FUND	0	38.618	38.618
**D	WISDOMTREE INTERNATIONAL LARGE CAP DIVIDEND FUND	0	325.411	325.411
**D	WISDOMTREE GLOBAL EX-U.S. HEDGED DIVIDEND FUND	0	2.918	2.918
**D	NEW YORK STATE TEACHERS RETIREMENT SYSTEM	0	1.030.200	1.030.200
**D	NEW YORK STATE TEACHERS RETIREMENT SYSTEM	0	3.196.543	3.196.543
**D	PENSIONFONDS METAL OFF	0	756.683	756.683
**D	PRUDENTIAL RETIREMENT INSURANCE & ANNUITY COMPANY	0	478.800	478.800
**D	PRUDENTIAL RETIREMENT INSURANCE & ANNUITY COMPANY	0	23.896	23.896
**D	PRUDENTIAL RETIREMENT INSURANCE & ANNUITY COMPANY	0	97.407	97.407
**D	WELLINGTON MANAGEMENT FUNDS (IRELAND) PLC	0	1.247.430	1.247.430
**D	MANULIFE ASSET MANAGEMENT INTERNATIONAL EQUITY INDEX POOLED F	0	196.459	196.459
**D	SWISS & GBL ASSET MNGMT AG ON BHLF OF ZUR INVEST INSRTT FND	0	294.076	294.076
**D	SS BK AND TRUST COMPANY INV FUNDS FOR TAXEXEMPT RETIREMENT PL	0	32.073.349	32.073.349
**D	SSGA EAFE INDEX PLUS NON-LENDING COMMON TRUST FUND	0	14.777	14.777
**D	SSGA ACWI INTEGR ALPHA SELECT NON-LENDING QP COMMON TRUST F	0	30.108	30.108
**D	SSGA INTERNATIONAL ALPHA NON-LENDING QP COMMON TRUST FUND	0	45.446	45.446
**D	SSGA RUSSELL FD GL EX-US INDEX NONLENDING QP COMMON TRUST FUND	0	213.451	213.451
**D	SSGA FTSE RAFI DEVELOPED 1000 INDEX NON-LENDING COMMON TR F	0	276.836	276.836
**D	STATE STREET GLOBAL MANAGED VOL ALPHA NON-LENDING COM TRUST FD	0	296.656	296.656

283



LISTA ESITO DELLE VOTAZIONE  
 Oggetto: Bilancio di esercizio al 31 dicembre 2016

FAVOREVOLI

Badge	Ragione Sociale	Proprio	Delega	Totale
**D	GSO ADGM III COMMON CONTRACTUAL FUND	0	54.376	54.376
**D	STATE STREET SP GLO INFRA INDEX NON-LENDING COMMON TRUST FUND	0	763.624	763.624
**D	SSGA MSCI EUROPE SCREENED INDEX NON-LENDING COMMON TRUST FUND	0	768.762	768.762
**D	MSCI EAFE PROV SCREENED INDEX NON - LENDING COMMON TR FUND	0	98.469	98.469
**D	THE AB PORTFOLIOS - AB TAX-MANAGED BALANCED WEALTH STRATEGY	0	10.350	10.350
**D	THE AB PORTFOLIOS - AB BALANCED WEALTH STRATEGY	0	104.826	104.826
**D	THE AB PORTFOLIOS - AB CONSERVATIVE WEALTH STRATEGY	0	14.574	14.574
**D	THE AB PORTFOLIOS-AB TAX-MANAGED WEALTH APPRECIATION STRATEGY	0	141.020	141.020
**D	PWM VERMOGENSMANDAT - DWS	0	251.500	251.500
**D	INVESTEQ GLOBAL STRATEGY FUND	0	10.858.483	10.858.483
**D	GLOBAL ADVANTAGE FUNDS - MAJOR MARKETS TEILFONDS	0	132.422	132.422
**D	STATE STREET GLOBAL ADVISORS LUXEMBOURG SICAV	0	5.267.766	5.267.766
**D	AXA WORLD FUNDS II	0	12.000	12.000
**D	AXA WORLD FUNDS	0	3.338.981	3.338.981
**D	ALLIANZ GLOBAL INVESTORS FUND	0	2.853.156	2.853.156
**D	RAS LUX FUND	0	75.000	75.000
**D	ALLIANZ SUISSE - STRATEGY FUND	0	34.842	34.842
**D	METALPRENTE FONDS PORTFOLIO	0	167.306	167.306
**D	ALLIANZ STIFTUNGSFONDS NACHHALTIGKEIT	0	143.248	143.248
**D	RP RENDITE PLUS	0	157.197	157.197
**D	BLACKROCK STRATEGIC FUNDS	0	521.370	521.370
**D	BLACKROCK GLOBAL INDEX FUNDS	0	655.587	655.587
**D	DB X-TRACKERS	0	26.602.244	26.602.244
**D	DEUTSCHE INVEST II	0	832.107	832.107
**D	DEUTSCHE INVEST I	0	2.385.032	2.385.032
**D	GOLDMAN SACHS FUNDS	0	5.714.158	5.714.158
**D	GOLDMAN SACHS FUNDS II	0	208.253	208.253
**D	GOLDMAN SACHS FUNDS II	0	73.786	73.786
**D	NEXTAM PARTNERS	0	45.048	45.048
**D	MFS MERIDIAN FUNDS	0	7.060.044	7.060.044
**D	KIEGER FUND I	0	24.729	24.729
**D	DB PRIVATMANDAT	0	377.228	377.228
**D	DEUTSCHE ASSET MNGM S.A. FOR VERM FLEXIBEL (80./ . TEILGESCH)	0	313.811	313.811
**D	DEUTSCHE ASSET MNGM S.A. FOR DWS VERMOEGENSMANDAT-DEENSIV	0	149.015	149.015
**D	DEUTSCHE ASSET MNGM S.A. FOR DWS VERMOEGENSMANDAT-BALANCE	0	635.353	635.353
**D	DEUTSCHE ASSET MANAGEMENT S.A. FOR DEUTSCHE ESG EUROPEAN EQ	0	701.200	701.200
**D	DEUTSCHE ASSET MNGM S.A. FOR DWS ETOILLE	0	25.286	25.286
**D	JULLIUS BAER MULTISTOCK	0	2.193.898	2.193.898
**D	MULTILABEL SICAV	0	2.679.000	2.679.000
**D	SGKB (LUX) FUND	0	7.493	7.493
**D	MULTIFLEX SICAV	0	548.467	548.467
**D	GAM STAR (LUX)	0	1.169.994	1.169.994
**D	UBS ETF-UBS-ETF DJ EURO STOXX 50	0	2.281.511	2.281.511

284

LISTA ESITO DELLE VOTAZIONE

Oggetto: Bilancio di esercizio al 31 dicembre 2016

FAVOREVOLI

Badge	Ragione Sociale	Proprio	Delega	Totale
**D	UBS ETF	0	5.791.734	5.791.734
**D	UBS ETF	0	256.798	256.798
**D	UBS ETF	0	348.753	348.753
**D	UBS ETF	0	311.276	311.276
**D	UBS ETF	0	861.814	861.814
**D	UBS ETF	0	1.900.931	1.900.931
**D	UBS ETF	0	182.463	182.463
**D	UBS ETF	0	541.241	541.241
**D	UBS ETF	0	47.301	47.301
**D	DEUTSCHE ASSET MNGM INV GMBH FOR VERMOEGENSMNGM RENDITE OP	0	1.048.261	1.048.261
**D	DEUTSCHE ASSET MNGM INV GMBH FOR ALBATROS FONDS OP	0	75.000	75.000
**D	DEUTSCHE AM INVESTMENT GMBH FOR DEUTSCHE AM LOWVOL EUROPE	0	230.303	230.303
**D	DEUTSCHE ASSET MNGM INV GMBH FOR E. ON AKTIENFONDS DWS	0	95.646	95.646
**D	DEUTSCHE ASSET MNGM INV GMBH FOR DWS VORSORGE AS (DYNAMIK)	0	3.007.330	3.007.330
**D	DEUTSCHE ASSET MNGM INV GMBH FOR DWS VORSORGE AS (FLEX)	0	103.064	103.064
**D	DEUTSCHE ASSET MNGM INV GMBH FOR DWS TOP EUROPE	0	126.949	126.949
**D	DEUTSCHE ASSET MNGM INV GMBH FOR OPPENHEIM DYNAMIC EUROPE BAL	0	319.345	319.345
**D	DEUTSCHE ASSET MNGM INV GMBH FOR OP STRATEGIEPORTFOLIO IV	0	53.449	53.449
**D	DEUTSCHE ASSET MNGM INV GMBH FOR SOP EUROLANDWERTE	0	162.755	162.755
**D	DEUTSCHE ASSET MNGM INV GMBH FOR MULTI-INDEX EQUITY FUND	0	1.933.700	1.933.700
**D	DEUTSCHE ASS MGMT INVEST. MIT TEILGESE. FOR FTX INC AND ALT	0	867.923	867.923
**D	MONETARY AUTHORITY OF SINGAPORE	0	776.221	776.221
**D	ISHARES MSCI ACWI ETF	0	2.424.320	2.424.320
**D	ISHARES MSCI ACWI EX US ETF	0	39.213.412	39.213.412
**D	ISHARES EUROPE ETF	0	5.505.686	5.505.686
**D	ISHARES MSCI EAFE ETF	0	957.716	957.716
**D	ISHARES MSCI EAFE VALUE ETF	0	17.415.730	17.415.730
**D	ISHARES GLOBAL UTILITIES ETF	0	13.594.510	13.594.510
**D	ISHARES MSCI EUROZONE ETF	0	41.662	41.662
**D	ISHARES MSCI ITALY CAPPED ETF	0	6.100.527	6.100.527
**D	ISHARES MSCI KOKUSAI ETF	0	3.443.481	3.443.481
**D	ISHARES GLOBAL INFRASTRUCTURE ETF	0	114.469	114.469
**D	ISHARES INTERNATIONAL SELECT DIVIDEND ETF	0	52.431.612	52.431.612
**D	BLACKROCK MSCI WORLD INDEX FUND OF BLACKROCK FUNDS	0	11.608.046	11.608.046
**D	BLACKROCK INST TRUST CO NA INV FUNDSFOR EMPLOYEE BENEFIT TR	0	1.753.340	1.753.340
**D	ISHARES CORE MSCI EAFE ETF	0	11.248	11.248
**D	ISHARES CORE MSCI TOTAL INTERNATIONAL STOCK ETF	0	84.746	84.746
**D	ISHARES MSCI INTERNATIONAL DEVELOPED ETF	0	338.281	338.281
**D	ISHARES MSCI WORLD ETF	0	123.863	123.863
**D	ISHARES CORE MSCI EAFE IMI INDEX ETF	0	1.460.820	1.460.820
**D	ISHARES MSCI EUROPE IMI INDEX ETF	0	109.580	109.580
**D	ISHARES CORE MSCI EUROPE ETF	0	106.752	106.752
**D	ISHARES MSCI EAFE ESG OPTIMIZED ETF	0	1.902	1.902
**D	ISHARES EDGE MSCI INTL VALUE FACTOR ETF	0		
**D	ISHARES EDGE MSCI INTL SIZE FACTOR ETF	0		

Azionisti:  
Azionisti in proprio: 2732

Teste: 18  
Azionisti in delega: 2723

285

LISTA ESITO DELLE VOTAZIONE  
 Oggetto: Bilancio di esercizio al 31 dicembre 2016

FAVOREVOLI

Badge	Ragione Sociale	Proprio	Delega	Totale
**D	ISHARES INTERNATIONAL FUNDAMENTAL INDEX ETF	0	186.245	186.245
**D	ISHARES GLOBAL MONTHLY DIVIDEND INDEX ETF (CAD-HEDGED)	0	48.231	48.231
**D	CONNECTICUT GENERAL LIFE INSURANCE COMPANY	0	32.594	32.594
**D	THRIFT SAVINGS PLAN	0	21.678.614	21.678.614
**D	BLACKROCK CDN MSCI EAFE EQUITY INDEX FUND	0	2.447.261	2.447.261
**D	CDN ACWI ALPHA TILTS FUND	0	100.529	100.529
**D	BLACKROCK CDN WORLD INDEX FUND	0	257.346	257.346
**D	BLACKROCK CDN MSCI EAFE INDEX PLUS FUND	0	57.333	57.333
**D	BLACKROCK INDEX FUNDS INC.-BLACKROCK INTERNATIONAL INDEX FUND	0	3.575.255	3.575.255
**D	BLACKROCK UTILITY AND INFRASTRUCTURE TRUST	0	2.947.617	2.947.617
**D	ACWI EX-US INDEX MASTER PORTFOLIO OF MASTER INVESTMENT PTF	0	425.427	425.427
**D	INTERNATIONAL TILTS MASTER PORTFOLIO OF MASTER INVESTMENT PTF	0	6.180	6.180
**D	RUSSELL DEVELOPED EX-U.S. LARGE CAP INDEX FUND B	0	60.398	60.398
**D	MSCI EQUITY INDEX FUND B-ITALY	0	12.928	12.928
**D	WORLD ALPHA TILTS NON-LENDABLE FUND B	0	11.917	11.917
**D	BGI MSCI EUROPE EQUITY INDEX FUND B	0	2.267.806	2.267.806
**D	BGI MSCI EAFE EQUITY INDEX NON-LENDABLE FUND B	0	2.278.030	2.278.030
**D	BGI MSCI EMU IMI INDEX FUND B	0	7.364	7.364
**D	BLACKROCK MSCI EUROPE EQUITY ESG SCREENED INDEX FUND B	0	7.735	7.735
**D	EUROPEX-CONTROVERSIAL WEAPONS EQUITY INDEX FUND B	0	826.215	826.215
**D	INTERNATIONAL ALPHA TILTS FUND B	0	403.561	403.561
**D	GLOBAL EX US ALPHA TILTS FUND B	0	8.562	8.562
**D	MASTER TRUST FOR CERTAIN TAX-QUAL BECHTEL RETIREMENT PLANS	0	289.312	289.312
**D	RUSSELL INVESTMENT COMPANY II PLC	0	2.922.775	2.922.775
**D	GLOBAL INTREPID - CANADA FUND	0	618.537	618.537
**D	INTREPID INTERNATIONAL - CANADA FUND	0	64.779	64.779
**D	MFS VARIABLE INSURANCE TRUST II - MFS GLOBAL RESEARCH PTF	0	123.309	123.309
**D	MFS RESEARCH INTERNATIONAL FUND	0	13.901.115	13.901.115
**D	MFS VARIABLE INSURANCE TRUST II - MFS RESEARCH INT PORTFOLIO	0	862.769	862.769
**D	IBM 401K PLUS PLAN	0	1.311.676	1.311.676
**D	DEPARTMENT OF STATE LANDS	0	408.924	408.924
**D	ALLIANCEBERNSTEIN COLLECTIVE INVESTMENT TRUST SERIES	0	98.804	98.804
**D	STATE OF ALASKA RETIREMENT AND BENEFITS PLANS	0	207.696	207.696
**D	DIGNITY HEALTH	0	397.420	397.420
**D	DIGNITY HEALTH RETIREMENT PLAN TRUST	0	437.107	437.107
**D	COLLEGE RETIREMENT EQUITIES FUND	0	9.535.529	9.535.529
**D	COLLEGE RETIREMENT EQUITIES FUND	0	1.045.215	1.045.215
**D	TIAA-CREF INTERNATIONAL EQUITY INDEX FUND	0	5.373.351	5.373.351
**D	MET INVESTOR SERIES TRUST-MFS RESEARCH INTERNATIONAL PTF	0	4.000.992	4.000.992
**D	CONAGRA FOODS MASTER PENSION TRUST	0	480.142	480.142
**D	PACE INTERNATIONAL EQUITY INVESTMENTS	0	1.929.324	1.929.324
**D	MERCY HEALTH	0	186.269	186.269
**D	BOSTON RETIREMENT SYSTEM	0	476.034	476.034

286

Assemblea Ordinaria del 04 maggio 2017

## LISTA ESITO DELLE VOTAZIONE

Oggetto: Bilancio di esercizio al 31 dicembre 2016

## FAVOREVOLI

Badge	Ragione Sociale	Proprio	Delega	Totale
**D	VALIC COMPANY I - INTERNATIONAL EQUITIES FUND	0	549.725	549.725
**D	FONDATION LUCIE ET ANDRE CHAGNON	0	194.400	194.400
**D	METROPOLITAN SERIES FUND- MSCI EAFE INDEX PORTFOLIO	0	626.740	626.740
**D	STATE OF MINNESOTA	0	4.826.904	4.826.904
**D	ALAMEDA COUNTY EMPLOYEES' RETIREMENT ASSOCIATION	0	2.658.415	2.658.415
**D	MERCER NON-US CORE EQUITY FUND	0	975.027	975.027
**D	MERCER NON-US CORE EQUITY FUND	0	932.800	932.800
**D	MERCER NON-US CORE EQUITY FUND	0	34.897	34.897
**D	JOHN HANCOCK INSURANCE COMPANY OF VERMONT	0	59.588	59.588
**D	MASSMUTUAL SELECT DIVERSIFIED INTERNATIONAL FUND	0	473.830	473.830
**D	SPDR MSCI ACWI EX-US ETF	0	513.607	513.607
**D	SPDR S&P GLOBAL INFRASTRUCTURE ETF	0	347.817	347.817
**D	SPDR S&P WORLD (EX-US) ETF	0	343.200	343.200
**D	SPDR S+P INTERNATIONAL UTILITIES SECTOR ETF	0	3.038.007	3.038.007
**D	CONSOLIDATED EDISON RETIREMENT PLAN	0	59.837	59.837
**D	MORGAN STANLEY INSTITUTIONAL FD TR - GLOBAL STRATEGIST PTF	0	4.573	4.573
**D	THE UNIVERSAL INST F INC - GLOBAL STRATEGIST PORTFOLIO	0	837.172	837.172
**D	ONTARIO TEACHERS PENSION PLAN BOARD	0	202.800	202.800
**D	UNIVERSAL INVESTMENT FUNDS	0	985.900	985.900
**D	SACRAMENTO COUNTY EMPLOYEES RETIREMENT SYSTEM	0	1.262.609	1.262.609
**D	PACIFIC SELECT FUND INTERNATIONAL VALUE PORTFOLIO	0	145.198	145.198
**D	WELLINGTON MGMT PTF KY-DIVERSIFIED INFLATION HEDGES PTF-Q INV	0	40.899	40.899
**D	MERCY HEALTH RETIREMENT TRUST	0	328.500	328.500
**D	MAJOR LEAGUE BASEBALL PLAYERS PENSION PLAN	0	8.988.586	8.988.586
**D	SPDR DJ EURO STOXX 50 ETF	0	7.425.050	7.425.050
**D	COMMON TRUST ITALY FUND	0	73.464	73.464
**D	WORLD INDEX OLUS SECURITIES LENDING COMMON TRUST FUND	0	251.900	251.900
**D	GE INVESTMENTS FUNDS, INC. - TOTAL RETURN FUND	0	33.950.055	33.950.055
**D	ISHARES II PUBLIC LIMITED COMPANY	0	4.834.778	4.834.778
**D	ISHARES PUBLIC LIMITED COMPANY	0	458.954	458.954
**D	ISHARES V PUBLIC LIMITED COMPANY	0	2.553.942	2.553.942
**D	ISHARES III PUBLIC LIMITED COMPANY	0	345.383	345.383
**D	ISHARES VI PUBLIC LIMITED COMPANY	0	2.468.214	2.468.214
**D	ISHARES IV PUBLIC LIMITED COMPANY	0	14.556.077	14.556.077
**D	ISHARES VII PLC	0	9.988.343	9.988.343
**D	ABN AMRO MULTI-MANAGER FUNDS	0	28.298.667	28.298.667
**D	BLACKROCK AM DE AG FOR ISHARES EURO STOXX 50 UCITS ETF (DE)	0	3.019.934	3.019.934
**D	BLACKROCK AM DE FOR ISHARES EURO STOXX UCITS ETF (DE)	0	81.575	81.575
**D	BLACKROCK AM DE FOR ISHES STOXX EUROPE LARGE 200 UCITS ETF (DE)	0	5.378.368	5.378.368
**D	BLACKROCK AM DE FOR ISHARES STOXX EUROPE 600 UCITS ETF (DE)	0	9.590.156	9.590.156
**D	ISHARES I INV MIT TGV F ISHS ST EUROPE 600 UTILITIES UCITS ETF	0	37.297	37.297
**D	BLACKROCK AM SCHWEIZ AG OBO BIFS WORLD EX SWITZ EQ INDEX FUND	0	6.615.063	6.615.063
**D	AQR FUNDS- AQR STYLE PREMIA ALTERNATIVE FUND	0	1.035.122	1.035.122
**D	MAINSTAY 130/30 INTERNATIONAL FUND	0		

Pagina 51

18  
2723Azionisti: 2732 Teste: 9  
Azionisti in proprio: 9 Azionisti in delega: 2723

287

## LISTA ESITO DELLE VOTAZIONE

Oggetto: Bilancio di esercizio al 31 dicembre 2016

## FAVOREVOLI

Badge	Ragione Sociale	Proprio	Delega	Totale
**D	AQR FUNDS - AQR EQUITY MARKET NEUTRAL FUND	0	1.183.665	1.183.665
**D	AQR FUNDS- AQR STYLE PREMIA ALTERNATIVE IV FUND	0	329.683	329.683
**D	AQR FUNDS - AQR LONG SHORT EQUITY FUND	0	3.514.155	3.514.155
**D	AQR R.C. EQUITY AUSTRALIA FUND	0	9.329	9.329
**D	ARAB BANK FOR ECONOMIC DEVELOPMENT IN AFRICA	0	499.210	499.210
**D	MANAGED PENSION FUNDS LIMITED	0	6.636.154	6.636.154
**D	ABBAY LIFE ASSURANCE COMPANY LIMITED	0	1.351.910	1.351.910
**D	STATE STREET TRUSTEES LTD ATF ABERDEEN CAPITAL TRUST	0	297.225	297.225
**D	SCOTTISH WIDOWS INV SOLUTIONS F ICVC- EUROPEAN (EX UK) EQ FD	0	2.577.166	2.577.166
**D	LONDON BOROUGH OF TOWER HAMLETS PENSION FUND	0	174.349	174.349
**D	INVESTEC FUND MANAGERS SA LIMITED	0	19.081	19.081
**D	THE TRUSTEES OF CONOCOPHILLIPS PENSION PLAN	0	220.237	220.237
**D	BRUNEL INVESTMENT AGENCY	0	793.844	793.844
**D	FAMILY INVESTMENTS CHLD TRUST FUND	0	224.400	224.400
**D	FAMILY INVESTMENTS GLOBAL ICVC FAMILY BALANCED INT FUND	0	198.962	198.962
**D	NOTTINGHAMSHIRE COUNTY COUNCIL PENSION FUND	0	266.950	266.950
**D	HSBC AS TRUSTEE FOR SSGA EUROPE EX UK EQUITY TRACKER FUND	0	5.535.951	5.535.951
**D	BNY MELLON TR+DEP ATF ST. JAMES'S PLACE GLOBAL EQ UNIT TR	0	9.273.436	9.273.436
**D	FP RUSSELL ICVC - INTERNATIONAL GROWTH ASSETS FUND	0	119.113	119.113
**D	THE TRUSTEES OF STAGECOACH GROUP PENSION SCHEME	0	572.200	572.200
**D	THE TRUSTEES OF JOHNSON & JOHNSON UK GROUP RETIREMENT PLAN	0	46.313	46.313
**D	TRANSPNET RETIREMENT FUND	0	258.701	258.701
**D	TRANSPORT PENSION FUND	0	64.400	64.400
**D	OLD MUTUAL INVESTMENT GROUP (PTY) LTD	0	24.599	24.599
**D	OLD MUTUAL LIFE ASSURANCE COMPANY (SOUTH AFRICA) LIMITED	0	363.735	363.735
**D	FRIENDS LIFE LIMITED	0	226.931	226.931
**D	F+C INSTITUTIONAL INVESTMENT FUNDS ICVC- INST GLB EQ F	0	567.213	567.213
**D	STICHTING F AND C MULTI MANAGER EUROPEAN EQUITY ACTIVE	0	985.746	985.746
**D	STICHTING TRUST F AND C UNHEDGE	0	370.305	370.305
**D	FIRST STATE INVESTMENTS ICVC-FIRST STATE DIVERSIFIED GROWTH F	0	7.654	7.654
**D	THE TRUSTEES OF GOLDMAN SACHS UK RETIREMENT PLAN	0	14.405	14.405
**D	THE TRUSTEES OF THE KELLOGG BROWN AND ROOT (UK) LTD PENSION PL	0	85.800	85.800
**D	STICHTING PHILIPS PENSIOENFONDS	0	953.390	953.390
**D	NGAM INVESTMENT FUNDS U.K. ICVC - SEYOND FACT + EU EX UK EQ F	0	6.963	6.963
**D	GOVERNMENT INSTITUTIONS PENSION FUND	0	530.429	530.429
**D	THE TRUSTEES OF SAL PENSION SCHEME	0	53.870	53.870
**D	VANGUARD INV FDS ICVC-VANG FTSE DEV WOR LD EX - UK EQT IND FD	0	912.658	912.658
**D	VANGUARD INV F ICVC-VANGUARD FTSE DEV EUROPE EX-UK EQ INDEX F	0	1.979.382	1.979.382
**D	VANGUARD INV FUND ICVC-VANGUARD FTSE GLOB ALL CAP IND FUND	0	7.248	7.248
**D	SCOTTISH WIDOWS INV SOL F ICVC- FUNDAMENTAL INDEX GLB EQ F	0	1.373.509	1.373.509
**D	STATE STREET GLOBAL INDEX PLUS TRUST	0	292.426	292.426
**D	RUSSELL INTERNATIONAL SHARES FUND	0	537.228	537.228
**D	RUSSELL GLOBAL OPPORTUNITIES FUND	0	2.039.699	2.039.699

Pagina 52

Azionisti: 2732 Teste: 18  
 Azionisti in proprio: 9 Azionisti in delega: 2723

LISTA ESITO DELLE VOTAZIONE  
 Oggetto: Bilancio di esercizio al 31 dicembre 2016

FAVOREVOLI

Badge	Ragione Sociale	Proprio	Delega	Totale
**D	STATE STREET INTERNATIONAL EQUITIES INDEX TRUST	0	353.189	353.189
**D	SPDR S+P WORLD EX AUSTRALIA FUND	0	26.483	26.483
**D	AQR GLOBAL ENHANCED EQUITY FUND	0	405.174	405.174
**D	CHRISTIAN SUPER	0	59.659	59.659
**D	EATON VANCE (AUSTRALIA) HEXAVEST ALL-COUNTRY GL EQUITY FUND	0	87.455	87.455
**D	FIRST STATE SUPERANNUATION SCHEME	0	1.140.198	1.140.198
**D	FIRST STATE SUPERANNUATION SCHEME	0	1.980.214	1.980.214
**D	RUSSELL TAX EFFECTIVE GLOBAL SHARES FUND	0	558.238	558.238
**D	MERCY SUPER	0	49.900	49.900
**D	PINEBRIDGE GLOBAL DYNAMIC ASSET ALLOCATION FUND	0	341.513	341.513
**D	STATE STREET GLOBAL EQUITY FUND	0	267.238	267.238
**D	STATE STREET INT EQTS INDEX TRUST EX TOBACCO EX CONTR WEAPONS	0	49.578	49.578
**D	WESTPAC INTERNATIONAL SHARE INDEX TRUST	0	327.739	327.739
**D	GMO GLOBAL EQUITY TRUST	0	12.902	12.902
**D	STATE PUBLIC SECTOR SUPERANNUATION SCHEME	0	68.798	68.798
**D	STATE PUBLIC SECTOR SUPERANNUATION SCHEME	0	619.253	619.253
**D	STATE PUBLIC SECTOR SUPERANNUATION SCHEME	0	34.514	34.514
**D	STATE PUBLIC SECTOR SUPERANNUATION SCHEME	0	232.534	232.534
**D	STATE PUBLIC SECTOR SUPERANNUATION SCHEME	0	302.584	302.584
**D	PANAGORA DYNAMIC GLOBAL EQUITY FUND	0	6.363	6.363
**D	UBS IQ MSCI WORLD EX AUSTRALIA ETHICAL ETF	0	5.152	5.152
**D	UBS IQ MSCI EUROPE ETHICAL ETF	0	100.843	100.843
**D	VFMC INTERNATIONAL EQUITY TRUST 1	0	184.189	184.189
**D	VFMC INTERNATIONAL EQUITY TRUST 2	0	29.143	29.143
**D	WORKERS COMPENSATION DUST DISEASES AUTHORITY	0	89.623	89.623
**D	CANADA PENSION PLAN INVESTMENT BOARD	0	10	10
**D	CANADA PENSION PLAN INVESTMENT BOARD	0	3.268.071	3.268.071
**D	THE TRUSTEES OF BP PENSION FUND	0	7.320	7.320
**D	INTERNATIONAL LP I	0	0	0
**D	CPFB MAP CAYMAN SPC ACTING ON BEHALF OF AND FOR THE AMOUNT OF SEGREGATED PORTFOLIO DMAPLES CORPORATE SERVICES LTD	0	0	0
**D	75.492			
**D	LANSOWNE DEVELOPED MARKETS MASTER FUND LIMITED	0	60.610	60.610
**D	THE AVI CHAI FOUNDATION	0	8.500	8.500
**D	AECOM DC RETIREMENT PLANS SMA MASTER TRUST	0	59.617	59.617
**D	ANNE RAY FOUNDATION	0	193.803	193.803
**D	BAE SYSTEMS PENSION FUNDS COMMON INVESTMENT FUND	0	1.478.737	1.478.737
**D	CONTINENTAL AIRLINES, INC. PENSION MASTER TRUST	0	170.822	170.822
**D	COMBUSTION ENGINEERING 524(G) ASBESTOS PI TRUST	0	23.232	23.232
**D	CHURCH OF ENGLAND INVESTMENT FUND FOR PENSIONS	0	159.435	159.435
**D	THE NORTHERN TRUST COMPANY SUB-ADVISED COLLECTIVE FUNDS TRUST	0	4.719.683	4.719.683
**D	NORTHERN FUNDS INTERNATIONAL GROWTH EQUITY FUND	0	125.890	125.890
**D	ACORN 1998 TRUST	0	7.401	7.401
**D	FRANCISCAN ALLIANCE, INC.	0	436.398	436.398
**D	FORD MOTOR COMPANY DEFINED BENEFIT MASTER TRUST	0	323.548	323.548

289

LISTA ESITO DELLE VOTAZIONE

Oggetto: Bilancio di esercizio al 31 dicembre 2016

FAVOREVOLI

Badge	Ragione Sociale	Proprio	Delega	Totale
**D	JTW TRUST NO. 3 UAD 9/19/02	0	40.707	40.707
**D	JTW TRUST NO. 1 UAD 9/19/02	0	23.997	23.997
**D	JTW TRUST NO. 4 UAD 9/19/02	0	52.574	52.574
**D	JTW TRUST NO. 2 UAD 9/19/02	0	28.836	28.836
**D	JOHCM INTERNATIONAL OPPORTUNITIES FUND	0	17.759	17.759
**D	MARGARET A. CARGILL FOUNDATION	0	145.685	145.685
**D	THE MAZENER FUND	0	494.846	494.846
**D	MICHIGAN CATHOLIC CONFERENCE MASTER PENSION TRUST	0	32.492	32.492
**D	ASCENSION HEALTHCARE MASTER PENSION TRUST	0	1.099.088	1.099.088
**D	NGEE ANN POLYTECHNIC	0	2.348	2.348
**D	THE TRUSTEES OF PARLIAMENTARY CONTRIBUTORY PENSION FUND	0	87.000	87.000
**D	NTCC COLLECTIVE FUNDS FOR EMPLOYEE BENEFIT TRUSTS	0	554.977	554.977
**D	SAMFORD UNIVERSITY PENSION PLAN TRUST	0	6.100	6.100
**D	SARASIN EQUISAR IIID FUND, A SUB FUND OF SARASIN FUNDS ICVC	0	140.000	140.000
**D	HRW TESTAMENTARY TRUST NO 3	0	19.837	19.837
**D	HRW TESTAMENTARY TRUST NO 1	0	74.837	74.837
**D	HRW TRUST NO 2 UAD 01/17/03	0	46.269	46.269
**D	HRW TESTAMENTARY TRUST NO. 10	0	57.366	57.366
**D	HRW TRUST NO 1 UAD 01/17/03	0	42.407	42.407
**D	WRIGLEY RETIREMENT PLAN	0	65.488	65.488
**D	WHEELS COMMON INVESTMENT FUND	0	208.097	208.097
**D	WHEELS COMMON INVESTMENT FUND	0	199.744	199.744
**D	HRW TESTAMENTARY TRUST NO. 11	0	53.127	53.127
**D	HRW TESTAMENTARY TRUST NO 6	0	38.729	38.729
**D	HRW TESTAMENTARY TRUST NO 4	0	32.492	32.492
**D	HRW TESTAMENTARY TRUST NO. 9	0	46.017	46.017
**D	HRW TESTAMENTARY TRUST NO. 8	0	46.256	46.256
**D	HRW TESTAMENTARY TRUST NO 2	0	32.139	32.139
**D	HRW TESTAMENTARY TRUST NO. 7	0	54.593	54.593
**D	HRW TRUST NO 4 UAD 01/17/03	0	33.778	33.778
**D	HRW TESTAMENTARY TRUST NO 5	0	32.649	32.649
**D	HRW TESTAMENTARY TRUST NO. 12	0	65.493	65.493
**D	TOWERS WATSON PENSION SCHEME	0	39.490	39.490
**D	GUIDESTONE FUNDS INTERNATIONAL EQUITY FUND	0	40.000	40.000
**D	GUIDESTONE FUNDS INTERNATIONAL EQUITY FUND	0	1.577.192	1.577.192
**D	BANK OF BOTSWANA	0	952.400	952.400
**D	BANK OF BOTSWANA	0	160.157	160.157
**D	CHEVRON MASTER PENSION TRUST	0	62.320	62.320
**D	CHEVRON MASTER PENSION TRUST	0	151.255	151.255
**D	CHEVRON MASTER PENSION TRUST	0	397.700	397.700
**D	CHEVRON MASTER PENSION TRUST	0	317.029	317.029
**D	CHEVRON UK PENSION PLAN	0	56.558	56.558
**D	CHEVRON UK PENSION PLAN	0	96.724	96.724

290

LISTA ESITO DELLE VOTAZIONE  
 Oggetto: Bilancio di esercizio al 31 dicembre 2016

FAVOREVOLI

Badge	Ragione Sociale	Proprio	Delega	Totale
**D	CHEVRON UK PENSION PLAN	0	199.400	199.400
**D	DOW RETIREMENT GROUP TRUST	0	52.037	52.037
**D	DONNELLEY FINANCIAL PENSION TRUST	0	21.246	21.246
**D	A.I.DUPONT TESTAMENTARY TRUST	0	183.706	183.706
**D	GENERAL PENSION AND SOCIAL SECURITY AUTHORITY	0	228.572	228.572
**D	HSBC - NORTH AMERICA (U.S.) PENSION TRUST	0	652.750	652.750
**D	INVESTMENT MASTER TRUST OF EXELIS INC.	0	228.738	228.738
**D	KENT COUNTY COUNCIL SUPERANNUATION FUND	0	1.023.540	1.023.540
**D	LSV INTERNATIONAL VALUE EQUITY TRUST	0	2.650.700	2.650.700
**D	MARSH AND MCLENNAN MASTER RETIREMENT TRUST	0	351.900	351.900
**D	MARSH AND MCLENNAN MASTER RETIREMENT TRUST	0	416.003	416.003
**D	NISSAN NORTH AMERICA, INC. EMPLOYEE RETIREMENT PL MSTR TRUST	0	85.140	85.140
**D	PZENA VALUE GROUP TRUST	0	184.925	184.925
**D	PZENA VALUE GROUP TRUST	0	618.375	618.375
**D	SCHLUMBERGER LIMITED MASTER PENSION TRUST	0	137.471	137.471
**D	STANISLAUS COUNTY EMPLOYEES' RETIREMENT ASSOCIATION	0	403.200	403.200
**D	STATES OF GUERSEY SUPERANNUATION FUND	0	41.133	41.133
**D	SPRINT MASTER TRUST	0	131.800	131.800
**D	MS TR AGREE UN VAR EEMPL BEN PL UNIL US INC & ITS SUB & AFF	0	64.502	64.502
**D	WILSHIRE INTERNATIONAL EQUITY FUND	0	8.923	8.923
**D	BEAT DRUGS FUND ASSOCIATION	0	12.198	12.198
**D	HOSPITAL AUTHORITY PROVIDENT FUND SCHEME	0	1.196.526	1.196.526
**D	HONG KONG SAR GOVERNMENT EXCHANGE FUND	0	7.510.187	7.510.187
**D	ASCENSION ALPHA FUND, LLC	0	1.914.175	1.914.175
**D	BUNTING INTERNATIONAL DEVELOPED EQUITY TE LLC	0	14.884	14.884
**D	CARROLL AVENUE PARTNERS LLC	0	5.208	5.208
**D	CARNELIAN INVESTMENT MANAGEMENT LLC	0	187.992	187.992
**D	CHESS INTERNATIONAL PROPERTIES, LTD.	0	8.331	8.331
**D	STATES OF JERSEY COMMON INVESTMENT FUND	0	50.623	50.623
**D	DOUBLE DIGIT CAGR LLC	0	112.287	112.287
**D	DELEFINCO, LP	0	47.720	47.720
**D	DYNASTY INVEST, LTD	0	13.434	13.434
**D	DFI LP EQUITY (PASSIVE)	0	11.494	11.494
**D	SHY, LLC	0	41.283	41.283
**D	EVA VALLEY MA1 LLC	0	78.377	78.377
**D	PYRAMIS GLOBAL EX U.S.INDEX FUND LP	0	827.012	827.012
**D	FUNDO DE PENSORS	0	77.155	77.155
**D	FUNDO DE PENSORS	0	258.556	258.556
**D	FS OVERLAY C - PARAMETRIC	0	11.391	11.391
**D	FOURTH AVENUE INVESTMENT COMPANY.	0	44.768	44.768
**D	FIDDLER PARTNERS LLC	0	6.907	6.907
**D	THE BUNTING FAM INT DEVELOPED EQUITY LIMITED LIABILITY CO	0	7.322	7.322
**D	GQG PARTNERS INTERNATIONAL EQUITY FUND-GQG PARTNERS SERIES LLC	0	801.420	801.420

291



## LISTA ESITO DELLE VOTAZIONE

Oggetto: Bilancio di esercizio al 31 dicembre 2016

## FAVOREVOLI

Badge	Ragione Sociale	Proprio	Delega	Totale
**D	HASLAM FAMILY INVESTMENT PARTNERSHIP	0	2.276	2.276
**D	INTERVENTURE EQUITY INVESTMENTS LIMITED	0	118.551	118.551
**D	INTERVENTURE EQUITY INVESTMENTS LIMITED	0	323.000	323.000
**D	INTERNATIONAL EQUITY FUND	0	107.178	107.178
**D	THE JBUT MASTER INVESTMENT PARTNERSHIP LLP	0	12.340	12.340
**D	NTGI-QM COMMON DAILY EAFE INDEX FUND - NON LENDING	0	799.367	799.367
**D	LAKE AVENUE INVESTMENTS, LLC	0	156.281	156.281
**D	LEGAL & GENERAL MSCI EAFE FUND, LLC	0	321.491	321.491
**D	LEHMAN-STAMM FAMILY PARTNERS LLC	0	3.944	3.944
**D	LITW GROUP HOLDINGS, LLC	0	99.478	99.478
**D	LITW INVESTMENTS LLC	0	93.954	93.954
**D	LUNA LLC	0	3.297	3.297
**D	LOY PARTNERSHIP, LLC	0	47.438	47.438
**D	MF INTERNATIONAL FUND LLC	0	15.300	15.300
**D	MONDRIAN INTERNATIONAL EQUITY ESG FUND L.P.	0	453.232	453.232
**D	MOUSSERENA, LP	0	888.424	888.424
**D	82A HOLDINGS, LLC	0	127.172	127.172
**D	ORANA HOLDINGS LLC	0	241.300	241.300
**D	OMEGA FFIP LIMITED PARTNERSHIP	0	33.136	33.136
**D	CINDY SPRINGS, LLC	0	182.933	182.933
**D	NTGI-QM COMMON DAILY ALL COUNWD EX-US INV MKT INDEX F NONLEND	0	200.699	200.699
**D	RDM LIQUID LLC	0	146.024	146.024
**D	RED LIFE REINSURANCE SERVICES LIMITED AGREEMENT	0	865.000	865.000
**D	RAMI PARTNERS, LLC	0	132.736	132.736
**D	SENTINEL INTERNATIONAL FUND	0	13.528	13.528
**D	SENTINEL INTERNATIONAL TRUST	0	93.919	93.919
**D	SIM GLOBAL BALANCED TRUST.	0	4.839	4.839
**D	SILVER GROWTH FUND, LP	0	11.626	11.626
**D	GLOBAL BOND FUND	0	168.321	168.321
**D	FCM INTERNATIONAL LLC	0	11.440	11.440
**D	LSAAV, LLC	0	30.800	30.800
**D	K INVESTMENTS SH LIMITED	0	1.149.920	1.149.920
**D	LEGAL & GENERAL MSCI EAFE SL FUND, LLC	0	270.152	270.152
**D	LSV INTERNATIONAL VALUE EQUITY LP	0	21.400	21.400
**D	LSV INTERNATIONAL (AC) VALUE EQUITY FUND, LP	0	1.611.600	1.611.600
**D	NTGI-QM COMMON DAILY EAFE INDEX FUND - LENDING	0	577.892	577.892
**D	PZENA VALUE TRUST	0	181.495	181.495
**D	VALUEQUEST PARTNERS LLC	0	28.229	28.229
**D	PZENA INTERNATIONAL VALUE SERVICE	0	19.684	19.684
**D	NTGI - QM COMM DAILY ALL COUNTRY WD EX-US EQ INDEX F - LEND	0	334.234	334.234
**D	NTCC COLLECTIVE FUNDS FOR GRANTOR TRUSTS	0	73.267	73.267
**D	SANFORD C. BERNSTEIN & CO DBT INTERNATIONAL VALUE SERIES	0	155.090	155.090
**D	THE BERNSTEIN INT VALUE (UNHEDGED CAP-WEIGHTED) SER	0	93.190	93.190

Pagina 56

Azionisti:  
Azionisti in proprio:

2732

9

Azionisti in delega:

18

2723

## LISTA ESITO DELLE VOTAZIONE

Oggetto: Bilancio di esercizio al 31 dicembre 2016

## FAVOREVOLI

Badge	Regione Sociale	Proprio	Delega	Totale
**D	FOOD & AGRICULTURE ORGANISATION OF THE UNITED NATIONS.	0	255.301	255.301
**D	INFER AMERICAN DEVELOPMENT BANK STAFF RETIREMENT FUND	0	420.202	420.202
**D	SANABILL INTERNATIONAL INVESTMENTS COMPANY	0	237.900	237.900
**D	UNITED NATIONS JOINT STAFF PENSION FUND	0	9.974.337	9.974.337
**D	UNITED NATIONS, ON BEHALF OF UNITED NATIONS UNIVERSITY END F	0	52.300	52.300
**D	INTERNATIONAL MONETARY FUND STAFF RETIREMENT PLAN	0	56.500	56.500
**D	INTERNATIONAL MONETARY FUND STAFF RETIREMENT PLAN	0	39.738	39.738
**D	UNIT NAT RELIEF AND WORKS AG FOR PALEST REF IN THE NEAR EAST	0	249.909	249.909
**D	MONDRIAN INTERNATIONAL EQUITY FUND L.P.	0	19.301.659	19.301.659
**D	MONDRIAN ALL COUNTRIES WORLD EX-US EQUITY FUND LP	0	5.405.610	5.405.610
**D	NATIONAL COUNCIL FOR SOCIAL SECURITY FUND, P.R.C	0	198.758	198.758
**D	MARITIME AND PORT AUTHORITY OF SINGAPORE	0	366.199	366.199
**D	URBAN REDEVELOPMENT AUTHORITY	0	54.289	54.289
**D	NATIONAL COUNCIL FOR SOCIAL SECURITY FUND, P.R.C	0	2.023.444	2.023.444
**D	FIDELITY SALEM STREET TRUST: FIDELITY FLEX INTERN INDEX FUND	0	565	565
**D	FIDELITY SALEM STREET TRUST FIDELITY SERIES GLOBAL EX U.S. INDEX FUND	0	1.654.588	1.654.588
**D	HAGFORS LIMITED	0	95.178	95.178
**D	MICROSOFT GLOBAL FINANCE	0	27.074	27.074
**D	BLUE SKY GROUP	0	2.652.126	2.652.126
**D	BLUE SKY GROUP	0	33.847	33.847
**D	NEW ZEALAND SUPERANNUATION FUND	0	2.144.164	2.144.164
**D	COMMONWEALTH SUPERANNUATION CORP ATF ARIA INVESTMENTS TR	0	668.184	668.184
**D	QIC INTERNATIONAL EQUITIES FUND	0	57.359	57.359
**D	QUEENSLAND INVESTMENT TRUST NO 2	0	256.014	256.014
**D	GOVERNMENT EMPLOYEES SUPERANNUATION BOARD	0	636.259	636.259
**D	GOVERNMENT EMPLOYEES SUPERANNUATION BOARD	0	139.525	139.525
**D	MERCER PASSIVE INTERNATIONAL SHARES FUND	0	164.704	164.704
**D	MERCER OSS TRUST	0	1.162.034	1.162.034
**D	CATERPILLAR INVESTMENT TRUST	0	518.461	518.461
**D	CATERPILLAR INC MASTER RETIREMENT TRUST	0	1.766.944	1.766.944
**D	CATERPILLAR INC. GROUP INSURANCE PLAN TRUST	0	123.685	123.685
**D	CHILDREN'S HEALTHCARE OF ATLANTA, INC.	0	591.178	591.178
**D	COVENANT HEALTH	0	62.500	62.500
**D	CSAA INSURANCE EXCHANGE	0	342.414	342.414
**D	THE CULLEN TRUST FOR HEALTH CARE	0	47.952	47.952
**D	CLEARWATER INTERNATIONAL FUND	0	99.381	99.381
**D	CULTURAL INSTITUTIONS PENSION PLAN TRUST	0	142.638	142.638
**D	DOMINION RESOURCES INC. MASTER TRUST	0	212.340	212.340
**D	EMERSON ELECTRIC CO. RETIREMENT MASTER TRUST	0	179.000	179.000
**D	FLORIDA COLLEGE SAVINGS PROGRAM	0	80.745	80.745
**D	HUBBELL INCORPORATED MASTER PENSION TRUST	0	11.312	11.312
**D	STATE OF IDAHO ENDOWMENT FUND INVESTMENT BOARD	0	533.490	533.490
**D	STATE OF IDAHO ENDOWMENT FUND INVESTMENT BOARD	0	22.352	22.352

Pagina 57

Azionisti: 2732 Teste: 18  
 Azionisti in proprio: 9 Azionisti in delega: 2723

## LISTA ESITO DELLE VOTAZIONE

Oggetto: Bilancio di esercizio al 31 dicembre 2016

## FAVOREVOLI

Badge	Ragione Sociale	Proprio	Delega	Totale
**D	THE LEVERHULME TRUST	0	233.893	233.893
**D	MONDRIAN GROUP TRUST	0	2.061.843	2.061.843
**D	MSA PENSION PLAN	0	108.220	108.220
**D	MICHIGAN CATHOLIC CONFERENCE	0	11.995	11.995
**D	NORTHERN FUNDS - INTERNATIONAL EQUITY INDEX FUND	0	2.637.338	2.637.338
**D	UNION OF THE SIS OF THE BLESSED VIRGIN MARY-GEN	0	162.592	162.592
**D	OLIN PENSION PLANS MASTER RETIREMENT TRUST	0	159.914	159.914
**D	OREGON STATE UNIVERSITY FOUNDATION MASTER CUSTODY AGREEMENT	0	71.400	71.400
**D	PEPSICO, INC. MASTER TRUST	0	83.920	83.920
**D	MASTER TR AGREE BETWEEN PFIZER INC AND THE NORTHERN TR CO	0	2.462.389	2.462.389
**D	MASTER TR AGREE BETWEEN PFIZER INC AND THE NORTHERN TR CO	0	255.134	255.134
**D	PRESBYTERIAN CHURCH (USA) FOUNDATION	0	17.319	17.319
**D	NORTHERN TRUST GLOBAL INVESTMENTS COLLECTIVE FUNDS TRUST	0	15.474.160	15.474.160
**D	ST. JOSEPH HEALTH SYSTEM	0	25.695	25.695
**D	VOL EMPL BEN ASS OF THE NON-REPR EMPL OF SOUT CAL EDISON CO	0	24.960	24.960
**D	1999 VOL EMPL BEN ASS NON-REPR EMPL OF SOUT CAL EDISON CO	0	17.028	17.028
**D	SAMFORD UNIVERSITY	0	5.532	5.532
**D	THE TRUSTEES OF THE HENRY SMITH CHARITY	0	254.591	254.591
**D	TRINITY COLLEGE CAMBRIDGE	0	56.565	56.565
**D	TYCO ELECTRONICS DEFINED BENEFIT PLANS MASTER TRUST	0	127.100	127.100
**D	GARISON PROPERTY AND CASUALTY INSURANCE COMPANY	0	294.700	294.700
**D	HONEYWELL INTERNATIONAL INC MASTER RETIREMENT TRUST	0	1.402.045	1.402.045
**D	USAA MASTER TRUST (PENSION AND RSP)	0	16.854	16.854
**D	BANNER HEALTH	0	197.800	197.800
**D	CITY OF FRESNO RETIREMENT SYSTEMS	0	246.430	246.430
**D	CAMPBELL PENSION PLANS MASTER RETIREMENT TRUST	0	16.392	16.392
**D	THE COCA-COLA COMPANY MASTER RETIREMENT TRUST	0	735.000	735.000
**D	PUBLIC EMPLOYEES RETIREMENT ASSOCIATION OF COLORADO	0	6.883.832	6.883.832
**D	DUKE ENERGY CORPORATION MASTER RETIREMENT TRUST	0	613.200	613.200
**D	FRESNO COUNTY EMPLOYEES' RETIREMENT ASSOCIATION	0	281.749	281.749
**D	FLORIDA PREPAID COLLEGE PROGRAM	0	581.173	581.173
**D	STICHTING INSTITUUT GAK	0	67.198	67.198
**D	ILLINOIS MUNICIPAL RETIREMENT FUND	0	2.723.859	2.723.859
**D	CIVIL EMPL RET SYS OF THE POLICE DEP OF KANSAS CITY, MISSOURI	0	15.400	15.400
**D	POLICE RETIREMENT SYSTEM OF KANSAS CITY, MISSOURI	0	70.800	70.800
**D	LOS ANGELES CITY EMPLOYEES RETIREMENT SYSTEM	0	2.485.801	2.485.801
**D	CITY OF LOS ANGELES FIRE AND POLICE PENSION PLAN	0	519.694	519.694
**D	LOCKHEED MARTIN CORPORATION MASTER RETIREMENT TRUST	0	454.614	454.614
**D	LOCKHEED MARTIN CORPORATION MASTER RETIREMENT TRUST	0	237.083	237.083
**D	MISSOURI LOCAL GOVERNMENT EMPLOYEES RETIREMENT SYSTEM	0	251.100	251.100
**D	NORTH DAKOTA STATE INVESTMENT BOARD	0	1.342.000	1.342.000
**D	OKLAHOMA PUBLIC EMPLOYEES RETIREMENT SYSTEM	0	2.048.826	2.048.826
**D	SAN FRANCISCO CITY & COUNTY EMPLOYEES' RETIREMENT SYSTEM	0	80.000	80.000

Pagina 58


Azionisti: 2732 Teste: 18  
 Azionisti in proprio: 9 Azionisti in delega: 2723

294

LISTA ESITO DELLE VOTAZIONE  
 Oggetto: Bilancio di esercizio al 31 dicembre 2016

FAVOREVOLI

Badge	Ragione Sociale	Proprio	Delega	Totale
**D	SAN FRANCISCO CITY & COUNTY EMPLOYEES' RETIREMENT SYSTEM	0	1.492.500	1.492.500
**D	SAN MATEO COUNTY EMPLOYEES' RETIREMENT ASSOCIATION	0	834.955	834.955
**D	FIRE AND POLICE PENSION FUND SAN ANTONIO	0	305.600	305.600
**D	SHRINERS HOSPITALS FOR CHILDREN	0	185.000	185.000
**D	CITY OF TALLAHASSEE	0	100.270	100.270
**D	TEACHERS'S RETIREMENT SYSTEM OF OKLAHOMA	0	1.055.906	1.055.906
**D	UNION PACIFIC CORPORATION MASTER RETIREMENT TRUST	0	439.400	439.400
**D	UTAH STATE RETIREMENT SYSTEMS	0	1.200.846	1.200.846
**D	USAA CASUALTY INSURANCE COMPANY	0	2.184.700	2.184.700
**D	USAA GENERAL INDEMNITY COMPANY	0	585.100	585.100
**D	CATASTROPHE REINSURANCE COMPANY	0	586.800	586.800
**D	VAN ANDEL INSTITUTE	0	159.864	159.864
**D	WYOMING RETIREMENT SYSTEM	0	191.723	191.723
**D	FORD MOTOR COMPANY OF CANADA, LIMITED PENSION TRUST	0	74.384	74.384
**D	HSEC EUROPEAN FUND	0	143.345	143.345
**D	HSEC INTERNATIONAL-EQUITY POOLED FUND	0	502.741	502.741
**D	HALIFAX REGIONAL MUNICIPALITY MASTER TRUST	0	114.435	114.435
**D	NAV CANADA PENSION PLAN	0	35.474	35.474
**D	OPSEU PENSION PLAN TRUST FUND	0	25.800	25.800
**D	FUTURE FUND BOARD OF GUARDIANS FOR AND ON BEHALF OF FUTURE F	0	2.116.459	2.116.459
**D	IEM DIVERSIFIED GLOBAL EQUITY FUND	0	672.628	672.628
**D	GARD COMMON CONTRACTUAL FUND	0	73.461	73.461
**D	SARASIN EQUISAR GLB THEMATIC F, A SUB F OF SARASIN F ICVC	0	1.026.223	1.026.223
**D	NEW IRELAND ASSURANCE COMPANY PLC	0	5.812.893	5.812.893
**D	NEW IRELAND ASSURANCE COMPANY PLC	0	86.520	86.520
**D	NATIONAL WESTMINSTER BANK PLC AS TRUSTEE OF KES STRAT INV F	0	44.256	44.256
**D	SARASIN GLOBAL HIGHER DIV FUND	0	2.703.513	2.703.513
**D	SARASIN EQ GLB THEM F (GBP HEDGED), A SUB FUND OF SARASIN F	0	306.572	306.572
**D	SARASIN GLB HIGHER DIVIDEND (GBP HEDGED)	0	995.046	995.046
**D	IAGAM GLOBAL EQUITY TRUST	0	645.858	645.858
**D	THE TRUSTEES OF THE BT PENSION SCHEME	0	534.755	534.755
**D	THE TRUSTEES OF CABLE & WIRELESS SUPERANNUATION FUND	0	321.225	321.225
**D	STICHTING HEINEKEN PENSIOENFONDS	0	1.061.968	1.061.968
**D	THE TRUSTESS OF IBM PENSION PLAN	0	235.823	235.823
**D	STICHTING PENSIOENFONDS IBM NEDERLAND	0	68.843	68.843
**D	STICHTING PENSIOENFONDS SAGITTARIUS	0	258.770	258.770
**D	STICHTING PENSIOENFONDS APF	0	755.338	755.338
**D	THE TRUSTEES OF JAGUAR PENSION PLAN	0	188.800	188.800
**D	THE TRUSTEES OF LAND ROVER PENSION PLAN	0	138.087	138.087
**D	THE TRUSTEES OF MICHELIN PENSION & LIFE ASSURANCE PLAN	0	173.100	173.100
**D	STAFFORDSHIRE COUNTY COUNCIL PENSION FUND	0	77.544	77.544
**D	STICHTING PENSIOENFONDS VAN DE METALEKTRO (EME)	0	304.586	304.586
**D		0	3.404.319	3.404.319



LISTA ESITO DELLE VOTAZIONE  
 Oggetto: Bilancio di esercizio al 31 dicembre 2016

## FAVOREVOLI

Badge	Ragione Sociale	Proprio	Delega	Totale
**D	TYNE AND WEAR PENSION FUND	0	766.983	766.983
**D	MERSYSIDE PENSION FUND	0	300.000	300.000
**D	HP INVEST COMMON CONTRACTUAL FUND	0	26.874	26.874
**D	HP INVEST COMMON CONTRACTUAL FUND	0	161.857	161.857
**D	NORTHERN TRUST UCITS COMMON CONTRACTUAL FUND	0	2.874.741	2.874.741
**D	COLONIAL FIRST STATE WHOLESALE INDEXED GLOBAL SHARE FUND	0	390.268	390.268
**D	COMMONWEALTH GLOBAL SHARE FUND 29	0	9.450	9.450
**D	WHITBREAD GROUP PENSION FUND	0	176.904	176.904
**D	UNITED SERVICES AUTOMOBILE ASSOCIATION	0	747.100	747.100
**D	HSBC UCITS COMMON CONTRACTUAL FUND	0	35.660	35.660
**D	KLEINWORT BENSON INVESTORS MASTER INVESTMENT FUND	0	12.120	12.120
**D	PREMIER ENERGY AND WATER TRUST PLC	0	140.000	140.000
**D	MUNICIPAL EMPLOYEES' ANNUITY AND BENEFIT FUND OF CHICAGO	0	167.000	167.000
**D	MUNICIPAL EMPLOYEES' ANNUITY AND BENEFIT FUND OF CHICAGO	0	82.750	82.750
**D	FP VERBATIM PORTFOLIO 5 INCOME FUND	0	60.000	60.000
**D	LEGAL & GENERAL GLOBAL EQUITY INDEX FUND	0	22.180	22.180
**D	NAT WEST BK AS TRUSTEE OF LEGAL & GENERAL EUROPEAN INDEX TR	0	4.288.864	4.288.864
**D	NAT WEST BK PLC AS TRUSTEE OF THE LEGAL & GENERAL INT IND TR	0	391.410	391.410
**D	PREMIER GLOBAL UTILITIES INCOME FUND	0	98.000	98.000
**D	PREMIER OPTIMUM INCOME FUND A SUB-FUND OF PREMIER FUNDS	0	509.253	509.253
**D	LEGAL & GENERAL ICAV	0	58.153	58.153
**D	SARASIN IE EQUISAR - GLOBAL THEMATIC (USD)	0	371.596	371.596
**D	SARASIN IE EQUISAR - GLOBAL THEMATIC FUND (GBP)	0	639.085	639.085
**D	SSGA GROSS ROLL UP UNIT TRUST	0	268.853	268.853
**D	KLEINWORT BENSON INVESTORS INSTITUTIONAL FUND PLC	0	193.248	193.248
**D	NORTHERN TRUST INVESTMENT FUNDS PUBLIC LIMITED COMPANY	0	670.426	670.426
**D	TT INTERNATIONAL FUNDS PLC	0	358.325	358.325
**D	LEGAL AND GENERAL AUTHORISED CONTRACTUAL SCHEME	0	42.691	42.691
**D	LEGAL & GENERAL AUTHORISED CONTRACTUAL SCHEME	0	107.221	107.221
**D	STATE TEACHERS RETIREMENT SYSTEM OF OHIO	0	4.287.156	4.287.156
**D	ILLINOIS STATE BOARD OF INVESTMENT	0	830.969	830.969
**D	BANCO NACIONAL DE PANAMA, ACTING AS TRUSTEE OF THE FIDEICOMISO DE FONDO DE AHORRO DE PANAMA	0	45.792	45.792
**D	STICHTING BEDRIJFST VOOR HET SCHOONMAAK EN GLAZ	0	226.188	226.188
**D	KOMMUNAL LANDSPENSIOENSKASSE GJENSIDIG FORSIKRINGSSELSKAP	0	546.748	546.748
**D	ABU DHABI RETIREMENT PENSIONS AND BENEFITS FUND	0	678.522	678.522
**D	STICHTING BEDRIJFSTAKPENSIOENFONDS ZORGVZERKERAARS	0	256.300	256.300
**D	STICHTING DOWE EGBERTS PENSIOENFONDS	0	282.250	282.250
**D	STICHTING BEDRIJFST VOOR HET BEROEPSVERVOER OVER DE WEG	0	2.932.495	2.932.495
**D	STICHTING DELA DEPOSITARY AND MANAGEMENT	0	1.227.843	1.227.843
**D	STICHTING PENSIOENFONDS ING	0	460.406	460.406
**D	VERDIPAPIRFONDET KLP AKSJEGLOBAL INDEX 1	0	946.958	946.958
**D	VERDIPAPIRFONDET KLP AKSJEEUROPA INDEKS 1	0	463.378	463.378
**D	VERDIPAPIRFONDET KLP AKSJEGLOBAL LAVBETA I	0	2.603.704	2.603.704

LISTA ESITO DELLE VOTAZIONE  
 Oggetto: Bilancio di esercizio al 31 dicembre 2016

FAVOREVOLI

Badge	Ragione Sociale	Proprio	Delega	Totale
**D	NORTHERN TRUST UCITS FGR FUND	0	1.583.349	1.583.349
**D	UNIVEST	0	1.623.819	1.623.819
**D	NORTH TR LUX CO I ITS CAP MNGM OF SCHLUM STAFF RET F FCP-SIF	0	167.791	167.791
**D	IPM EQUITY UMBRELLA FUND	0	85.135	85.135
**D	EURIZON CAPITAL SGR SPA - EURIZON RENDITA	0	72.997	72.997
**D	EURIZON CAPITAL SGR S.P.A. - EURIZON AZIONI AREA EURO	0	181.543	181.543
**D	EURIZON CAPITAL SGR SPA - EURIZON PROGETTO ITALIA 70	0	315.406	315.406
**D	EURIZON CAPITAL SGR S.P.A. - EURIZON AZIONI ITALIA	0	4.305.155	4.305.155
**D	EURIZON CAPITAL SGR SPA - EURIZON PROGETTO ITALIA 40	0	353.658	353.658
**D	EIS - MULTIASET RISK OVERLAY	0	44.735	44.735
**D	EPF - ENHANCED CONSTANT RISK CONTRIBUTION	0	38.190	38.190
**D	EU - EQUITY ITALY	0	992.004	992.004
**D	EPF - EURO Q-EQUITY	0	126.860	126.860
**D	EPF - Q-FLEXIBLE	0	566.071	566.071
**D	ROSSINI - AZIONARIO EURO	0	4.020	4.020
**D	ROSSINI - BILANCIATO	0	1.198	1.198
**D	EU - EQUITY EURO LTE	0	691.200	691.200
**D	EU - EQUITY EURO LTE	0	256.865	256.865
**D	EU - EQUITY ITALY SMART VOLATILITY	0	526.571	526.571
**D	ISE - VALORE CEDOLA GLOBALE - 02/2015	0	251.776	251.776
**D	ISE - VALORE CEDOLA GLOBALE - 04/2015	0	107.388	107.388
**D	ISE - GLOBAL DYNAMIC MULTITRENDER - 06/2015	0	52.847	52.847
**D	ISE - VALORE CEDOLA GLOBALE - 07/2015	0	60.968	60.968
**D	ISE - VALORE CEDOLA GLOBALE - 09/2015	0	61.099	61.099
**D	ISE - GLOBAL INCOME MULTITRENDER - 09/2015	0	142.189	142.189
**D	ISE - MULTIASET CEDOLA GLOBALE - 12/2015	0	244.958	244.958
**D	ISE - DYNAMIC INCOME MULTITRENDER - 01/2016	0	31.663	31.663
**D	ISE - MULTIASET CEDOLA GLOBALE - 02/2016	0	263.643	263.643
**D	ISE - MULTIASET ABSOLUTE 3 ANNI - 04/2016	0	81.909	81.909
**D	ISE - MULTIASET ABSOLUTE 3 ANNI - 07/2016	0	70.151	70.151
**D	EPF - ABSOLUTE Q-MULTISTRATEGY	0	12.037	12.037
**D	AMUNDI SIF EUROPEAN EQUITY INDEX FUND	0	22.697	22.697
**D	FONDACO ROMA EURO BALANCED CORE	0	3.185	3.185
**D	OPCYM SEYOND EQUITY FACTOR INVESTING EURO	0	141.309	141.309
**D	NATIXIS EURO VALUE EQUITY	0	239.557	239.557
**D	CNP ASSURANCES SA	0	8.104.840	8.104.840
**D	FCP EDMOND DE ROTHSCHILD EURO SRI	0	224.000	224.000
**D	IBM FRANCE	0	139.157	139.157
**D	FCP HAMELIN DIVERSIFIE FLEX II	0	14.112	14.112
**D	AA FORTIS TACTIQUE	0	752.834	752.834
**D	A.A. - BNP PAM -ISR	0	1.067.170	1.067.170
**D	FCP CARPINKO EUROPE	0	330.774	330.774
**D	FCP AMUNDI PULSACTIONS	0	1.164.592	1.164.592


297

LISTA ESITO DELLE VOIAZIONE  
 Oggetto: Bilancio di esercizio al 31 dicembre 2016

FAVOREVOLI

Badge	Ragione Sociale	Proprio	Delega	Totale
**D	FCP RSI EURO P	0	1.704.926	1.704.926
**D	EPARGNE PRUDENCE THALES	0	111.355	111.355
**D	FCPE AMUNDI LABEL EQUILIBRE	0	78.140	78.140
**D	EVIAN A EQUILIBRE	0	20.408	20.408
**D	L.S. DYNAMIQUE	0	13.473	13.473
**D	N 1 RENDEMENT USINOR	0	28.119	28.119
**D	VOCATON MARCHE ARIANESPACE CONSEIL DE SURVEILLANCE DU FCP	0	9.645	9.645
**D	FCPE AMUNDI LABEL PRUDENCE	0	49.773	49.773
**D	FCPE AMUNDI LABEL DYNAMIQUE	0	71.002	71.002
**D	IV CHALLENGE	0	86.642	86.642
**D	FCP A.A. - GROUFAMA - ISR	0	680.000	680.000
**D	ADPACTIONS	0	13.162	13.162
**D	ADPARGNE	0	8.955	8.955
**D	FCP FDRN AMUNDI	0	210.831	210.831
**D	ARRCO LONG TERME D ACTIONS	0	710.541	710.541
**D	FCP CRN SOGE ACTIONS	0	217.646	217.646
**D	CARP -- INDO	0	576.857	576.857
**D	FCP TONI ACTIONS 100	0	462.045	462.045
**D	FCP VIVACCIO ACTIONS	0	1.957.301	1.957.301
**D	LBPAM ACTIONS INDICE	0	1.930.610	1.930.610
**D	LBPAM PROFIL 80 PEA	0	537.509	537.509
**D	LBPAM PROFIL 100	0	312.062	312.062
**D	EGEPARGNE ACTIONS ISR-ACTIONS INTER	0	100.000	100.000
**D	FCP ICARE	0	165.432	165.432
**D	LBPAM ACTIONS DIVIDENDES EUROPE	0	2.816.723	2.816.723
**D	FCPE TECHNIP DYNAMIQUE	0	42.645	42.645
**D	FCPE TECHNIP EQUILIBRE	0	43.364	43.364
**D	AGIRA RETRAITE DIVERSIFIE	0	186.681	186.681
**D	LA BANQUE POSTALE ASSET MANAGEMENT	0	267.681	267.681
**D	FCP CAVFC GROUFAMA DIVERSIFIE	0	160.397	160.397
**D	FCP BERRI ACTIONS	0	79.964	79.964
**D	FCP PORT ROYAL EQUILIBRE	0	125.905	125.905
**D	VILLIERS ALTO	0	223.084	223.084
**D	ARIA	0	7.766	7.766
**D	FCP AMUNDI HORIZON	0	1.736.743	1.736.743
**D	PREDICA ISR EUROPE	0	16.398	16.398
**D	LBP INDEX EURO PEA 90 SEPTEMBRE2021	0	39.046	39.046
**D	GRD20	0	942.077	942.077
**D	PREDIQUANT A2 - DIVIDENDES EURO	0	1.253.486	1.253.486
**D	PREDIQUANT A2 ACTIONS EUROPE	0	2.930.168	2.930.168
**D	GRD 18 ACTIONS	0	206.445	206.445
**D	FCP LBP EUROCAP PEA 90 NOVEMBRE2021	0	34.613	34.613
**D	GRD 12 ACTIONS	0	382.184	382.184

298



LISTA ESITO DELLE VOTAZIONE  
 Oggetto: Bilancio di esercizio al 31 dicembre 2016

## FAVOREVOLI

Badge	Ragione Sociale	Proprio	Delega	Totale
**D	GROUPAMA ASSET MANAGEMENT	0	642.603	642.603
**D	LBPAM STRATEGIE PEA 1	0	316.323	316.323
**D	FCP PORTFOLIO LCR ACTIONS	0	108.134	108.134
**D	FCP BOURBON 4	0	179.866	179.866
**D	UNIVERS CNP 1	0	441.860	441.860
**D	FC CARPIMKO	0	301.369	301.369
**D	CNP ACP ACTIONS LT	0	61.233	61.233
**D	CONCORDE 96	0	174.576	174.576
**D	FCP NATIXIS IONIS	0	52.271	52.271
**D	FCP ECUREULL PROFIL 90	0	2.349.595	2.349.595
**D	FCP CNP GGR	0	16.256	16.256
**D	FCP NATEXIS PERFORMANCE 9	0	149.951	149.951
**D	FCP ABP PERP	0	209.520	209.520
**D	FCP RSRC DIVERSIFIE	0	796.959	796.959
**D	CARBP DIVERSIFIE	0	388.853	388.853
**D	FCP RL PREVOYANCE	0	190.184	190.184
**D	FCPE NATIXIS ES ACTIONS EURO	0	438.455	438.455
**D	ECPE IBM FRANCE F	0	99.710	99.710
**D	DUGUAY ACTIONS EUROPE	0	133.532	133.532
**D	FCP ERLISA DIVERSIFIE 2	0	495.000	495.000
**D	FCP FONDATION EUROPE	0	200.000	200.000
**D	SICAV EPARGNE ETHIQUE ACTIONS	0	184.000	184.000
**D	SICAV CHOIX SOLIDAIRE	0	122.089	122.089
**D	FCP ECOFI FLEXIBLE	0	33.822	33.822
**D	MEDI ACTIONS	0	1.500.000	1.500.000
**D	FCP MEDI ACTIONS EURO	0	180.000	180.000
**D	FCP AMUNDI ACTIONS EUROPE ISR	0	103.642	103.642
**D	FCP AMUNDI RENDEMENT PLUS	0	250.881	250.881
**D	SICAV AMUNDI ACTIONS EURO ISR	0	531.970	531.970
**D	HARMO PLACEMENT 2	0	274.939	274.939
**D	ASSURDIX	0	979.263	979.263
**D	FCPE AMUNDI RESA ACTIONS EURO	0	619.212	619.212
**D	ATOUT MODERATIONS	0	360.037	360.037
**D	FCP CPR CONSOMMATEUR ACTIONNAIRE	0	95.826	95.826
**D	FCPE AMUNDI RESA ESG ACTIONS EURO	0	558.581	558.581
**D	FCP CNP ASSUR EUROPE NEUFLIZE OBC	0	400.000	400.000
**D	CPR EURO HIGH DIVIDEND	0	368.042	368.042
**D	CPR GLOBAL EQUITY ALL REGIME	0	117.209	117.209
**D	FCPE AMUNDI PREM PATRIMOINE	0	132.376	132.376
**D	CPR EUROLAND	0	2.358.830	2.358.830
**D	AMUNDI ETF EURO STOXX 50 UCITS ETF DR	0	7.013.120	7.013.120
**D	FCP CPR ACTIVE EUROPE	0	225.970	225.970
**D	FCP AMUNDI ETF MSCI EUROPE EX EMU PEA UCITS ETF	0	2.952.746	2.952.746

Azionisti:

Azionisti in proprio:

2732

18

9 Azionisti in delega:

2723

Pagina 63



LISTA ESITO DELLE VOTAZIONE  
 Oggetto: Bilancio di esercizio al 31 dicembre 2016

## FAVOREVOLI

Badge	Ragione Sociale	Proprio	Delega	Totale
**D	FCP CPR PROGRES DURABLE EUROPE	0	30.733	30.733
**D	PREDIQUANT EUROCROISSANCE A2	0	138.785	138.785
**D	FCP BFT EUROPE DIVIDENDES	0	330.000	330.000
**D	AMUNDI PATRIMOINE	0	384.317	384.317
**D	SICAV EURO CAPITAL DURABLE	0	800.000	800.000
**D	SICAV GROUPAMA EURO STOCK	0	229.700	229.700
**D	SICAV MONDE GAN	0	77.564	77.564
**D	FCP FEDERAL ACTIONS RENDEMENT	0	450.000	450.000
**D	FEDERAL CONVICTION ISR EURO	0	1.600.000	1.600.000
**D	FCP FEDERAL CROISSANCE	0	476.000	476.000
**D	FCP FEDERAL OPTIMAL	0	428.000	428.000
**D	ATOUT EUROPE HAUT RENDEMENT	0	53.091	53.091
**D	ATOUT EUROPE SMART BETA	0	118.398	118.398
**D	FDC A2 POCHES TITRES	0	233.931	233.931
**D	AMUNDI ACTIONS INTLES WORLD PL	0	11.921	11.921
**D	ATOUT EUROLAND HAUT RENDEMENT	0	788.238	788.238
**D	ATOUT EUROLAND MIN VAR	0	417.739	417.739
**D	LCL ACTIONS EURO HAUT RENDEMENT	0	468.692	468.692
**D	LCL ACTIONS EURO MIN VAR	0	244.099	244.099
**D	LCL ACTIONS EURO SMART BETA	0	39.469	39.469
**D	LCL ACTIONS EUROPE MAX DIV.	0	37.392	37.392
**D	FCP ENERGIES RENOUVELABLES	0	30.000	30.000
**D	PALATINE MEDITERRANEA SICAV	0	30.000	30.000
**D	AMUNDI ACTIONS INTERNATIONALES DYNAMIC RISK FACTOR	0	3.839	3.839
**D	CROISSANCE DIVERSIFIEE	0	18.192	18.192
**D	IXIS EURO ACTIONS	0	1.917.832	1.917.832
**D	FCP ECUREUIL PROFIL 75	0	994.504	994.504
**D	NATIXIS ACTIONS EUROPE RENDEMENT	0	222.159	222.159
**D	CNP ASSUR VALEURS	0	60.780	60.780
**D	NATIXIS ACTIONS EUROPE SECTEURS	0	101.430	101.430
**D	FCP HSBC DYNAPLEXIBLE	0	183.304	183.304
**D	FCP HSBC ACTIONS EUROPE	0	1.862.901	1.862.901
**D	FCP HSBC ACTIONS MONDE	0	181.580	181.580
**D	HSBC ACTIONS DEVELOPPEMENT DURAB	0	999.002	999.002
**D	ECOFI ACTIONS SCR	0	65.506	65.506
**D	AMUNDI FUNDS EQUITY EUROPE MINIMUM VARIANCE	0	1.400.871	1.400.871
**D	AMUNDI LUXEMBOURG SA	0	100.000	100.000
**D	AMUNDI FUNDS EQUITY EURO RISK PARITY	0	854.743	854.743
**D	STG PFDS CORP EXPRESS MANDAAT ALLIANCE CAPITA	0	51.257	51.257
**D	STICHTING BEDRIJFSPENSIOENFONDSVOOR DE LANDBOUW MANDAAT BLACKRO	0	2.956.244	2.956.244
**D	STG PFDS V.D. GRAFISCHE	0	2.823.252	2.823.252
**D	STG PFDS AHOOLD	0	372.270	372.270
**D	ST. SPOORWEGPFDS MANDAAT BLACKROCK	0	111.993	111.993

300



## LISTA ESITO DELLE VOTAZIONE

Oggetto: Bilancio di esercizio al 31 dicembre 2016

## FAVOREVOLI

Badge	Ragione Sociale	Proprio	Delega	Totale
**D	STICHTING PENSIOENFONDS OPENBAAR VERVOER	0	48.167	48.167
**D	BPL	0	2.687.222	2.687.222
**D	STG PFDS ACHEMA MANDAAT BLACKROCK	0	398.277	398.277
**D	STG BEDRIJFSTAKPDS V H	0	96.272	96.272
**D	STG BFF VD DETAILHANDEL MND BLACKROCK MSCI EMEA	0	1.334.049	1.334.049
**D	ST BEW S.A. BEL.POOLS GLOB.EQ. FACTOR FUND	0	271.950	271.950
**D	PETEELAAR EFFECTENBEW. INZ. SNSRESP. IND. FND	0	1.310.859	1.310.859
**D	AMUNDI INDEX SOLUTIONS	0	1.422.281	1.422.281
**D	BRIDGEWATER PURE ALPHA TRADING COMPANY II, LTD	0	18.242.169	18.242.169
**D	RUSSELL OVERSEAS EQUITY FUND	0	267.700	267.700
**D	RUSSELL OVERSEAS EQUITY FUND	0	133.783	133.783
**D	RUSSELL OVERSEAS EQUITY FUND	0	214.659	214.659
**D	RUSSELL OVERSEAS EQUITY FUND	0	230.700	230.700
**D	RUSSELL OVERSEAS EQUITY FUND	0	44.274	44.274
**D	RUSSELL GLOBAL EQUITY FUND	0	318.400	318.400
**D	RUSSELL GLOBAL EQUITY FUND	0	1.138.179	1.138.179
**D	RUSSELL OVERSEAS EQUITY POOL	0	148.701	148.701
**D	RUSSELL GLOBAL EQUITY POOL	0	284.238	284.238
**D	AGF EUROPEAN EQUITY FUND	0	75.800	75.800
**D	HARMONY OVERSEAS EQUITY POOL	0	499.904	499.904
**D	AGF ALL WORLD TAX ADVANTAGE GROUP LIMITED	0	200.629	200.629
**D	EAFE EQUITY FUND	0	153.441	153.441
**D	BRUCE POWER PENSION PLAN	0	247.223	247.223
**D	THE CANADA LIFE ASSURANCE COMPANY	0	859.300	859.300
**D	COLLEGES OF APPLIED ARTS AND TECHNOLOGY PENSION P	0	1.207.430	1.207.430
**D	COLLEGES OF APPLIED ARTS AND TECHNOLOGY PENSION P	0	90.976	90.976
**D	THE CANADIAN MEDICAL PROTECTIVE ASSOCIATION	0	367.833	367.833
**D	ONTARIO POWER GENERATION INC	0	6.084.308	6.084.308
**D	BNY MELLON EMPLOYEE BENEFIT COLLECTIVE INVESTMENT FUND PLAN	0	105.681	105.681
**D	THE ROYAL INST FOR THE ADVANCEMENT OF LEARNING MCGILL UNIVERSITY	0	300.702	300.702
**D	BMO MONTHLY INCOME FUND	0	130.169	130.169
**D	BMO GLOBAL INFRASTRUCTURE FUND	0	67.635	67.635
**D	FRONTIERS INTERNATIONAL EQUITY POOL	0	201.256	201.256
**D	THE GREAT-WEST LIFE ASSURANCE COMPANY	0	142.993	142.993
**D	BOSTON COMPANY INC POOLED EMPLOYEE FUNDS INTL CORE EQUITY FD II	0	8.237	8.237
**D	COUNSEL DEFENSIVE GLOBAL EQUITY	0	227.816	227.816
**D	IMPERIAL TOBACCO PENSION INVESTMENT TRUST FUND	0	269.666	269.666
**D	IUOE LOCAL 793 MEMBERS PENSION BENEFITTRUST OF ONTARIO	0	703.825	703.825
**D	BMO MSCI EAFE INDEX ETF	0	201.190	201.190
**D	LUCENT TECHNOLOGIES INC. DEFINED CONTRIBUTION PLAN MASTER TRUST	0	2.356.082	2.356.082
**D	LONDON LIFE INSURANCE COMPANY	0	70.184	70.184
**D	GLOBAL INFRASTRUCTURE EQUITY FUND LONDON CAPITAL	0	17.482	17.482
**D	U.S. AND INTERNATIONAL SPECIALTY CLASS	0	92.464	92.464
**D	MCGILL UNIVERSITY PENSION FUND	0		

LISTA ESITO DELLE VOTAZIONE  
 Oggetto: Bilancio di esercizio al 31 dicembre 2016

FAVOREVOLI

Badge	Ragione Sociale	Proprio	Delega	Totale
**D	ONTARIO PENSION BOARD	0	1.391.144	1.391.144
**D	RENAISSANCE GLOBAL EQUITY PRIVATE POOL	0	30.081	30.081
**D	RENAISSANCE REAL ASSETS PRIVATEPOOL	0	336.300	336.300
**D	STATE OF WISCONSIN INVESTMENT BOARD	0	558.517	558.517
**D	STATE OF WISCONSIN INVESTMENT BOARD	0	4.158.226	4.158.226
**D	STATE OF WISCONSIN INVESTMENT BOARD	0	3.739.814	3.739.814
**D	STATE OF WISCONSIN INVESTMENT BOARD	0	767.092	767.092
**D	TD EMERALD INTERNATIONAL EQUITYINDEX FUND	0	1.789.840	1.789.840
**D	DUKE UNIVERSITY	0	251.036	251.036
**D	TD EUROPEAN INDEX FUND	0	53.547	53.547
**D	TD INTERNATIONAL EQUITY INDEX ETF	0	2.354	2.354
**D	PUBLIC SECTOR PENSION INVESTMENT BOARD	0	6.863.850	6.863.850
**D	THE BOSTON COMPANY PRIVATE TRUTHE INTERNATIONAL EQ	0	142.474	142.474
**D	TORSTAR MASTER TRUST FUND	0	211.404	211.404
**D	TEACHERS' RETIREMENT ALLOWANCESFUND	0	14.083	14.083
**D	IMPERIAL INTERNATIONAL EQUITY POOL	0	2.322.900	2.322.900
**D	IMPERIAL INTERNATIONAL EQUITY POOL	0	214.481	214.481
**D	IMPERIAL INTERNATIONAL EQUITY POOL	0	107.170	107.170
**D	IMPERIAL GLOBAL EQUITY INCOME POOL	0	1.532.266	1.532.266
**D	IMPERIAL OVERSEAS EQUITY POOL	0	112.800	112.800
**D	ONTARIO POWER GENERATION INC	0	467.857	467.857
**D	UNIVERSITY OF GUELPH FOREIGN PROPERTY TRUST	0	218.300	218.300
**D	UNIVERSITY OF GUELPH	0	70.900	70.900
**D	WOODBIDGE INVESTMENTS CORPORATION	0	77.700	77.700
**D	WINDWISE MSCI EAFE INDEX NON-LENDING, FUND FOR EXEMPT ORG.	0	392.073	392.073
**D	STEWARDSHIP FOUNDATION	0	3.049	3.049
**D	CIBC INTERNATIONAL INDEX FUND	0	110.731	110.731
**D	CIBC EUROPEAN INDEX FUND	0	44.164	44.164
**D	CIBC POOLED INTERNATIONAL EQUITY INDEX FUND	0	114.093	114.093
**D	YORK UNIVERSITY PENSION FUND	0	379.600	379.600
**D	RENAISSANCE GLOBAL VALUE FUND	0	95.899	95.899
**D	DEBORAH LOEB BRICE	0	6.057	6.057
**D	ALAMOSIA LLC	0	10.824	10.824
**D	CF INTERNATIONAL STOCK INDEX FUND ONE	0	495.517	495.517
**D	DT INTERNATIONAL STOCK INDEX FUND ONE	0	554.392	554.392
**D	CERVURITE INTERNATIONAL LLC	0	199.601	199.601
**D	MARANIC II LLC	0	8.406	8.406
**D	R.K. MELLON INTERNATIONAL FUND.	0	299.995	299.995
**D	1975 IRREVOCABLE TRUST OF CD WEYERHAUSER	0	2.814	2.814
**D	1973 IRREVOCABLE TRUST OF CD WEYERHAUSER	0	1.146	1.146
**D	SINGLE SELECT INVEST MONCEAU ACTION	0	150.000	150.000
**D	FORUM ONE	0	565.800	565.800
**D	FONDAZIONE ROMA SIF	0	400.997	400.997

302

Assemblea Ordinaria del 04 maggio 2017

## LISTA ESITO DELLE VOTAZIONE

Oggetto: Bilancio di esercizio al 31 dicembre 2016

## FAVOREVOLI

Badge	Ragione Sociale				
**D	LEGG MASON GLOBAL INFRASTRUCTURE ETF				
**D	JEMORGAN FUNDS (IRELAND) ICAV				

Totale voti 5.940.145.913

Percentuale votanti % 99,397908

Percentuale Capitale % 58,427588

Proprio	Delega	Totale
0	15.777	15.777
0	4.194	4.194

303



Azionisti:	2732	Teste:	18
Azionisti in proprio:	9	Azionisti in delega:	2723

Pagina 67

Assemblea Ordinaria del 04 maggio 2017ESITO VOTAZIONE

Oggetto : **Destinazione dell utile d esercizio**

**Hanno partecipato alla votazione:**

-n° 2.746 azionisti,

portatori di n° 5.976.118.086 azioni ordinarie, tutte ammesse al voto,

pari al 58,781413% del capitale sociale.

**Hanno votato:**

		% su Azioni Ordinarie Ammesse al voto
Favorevoli	5.932.500.887	99,270142
Contrari	7.636.923	0,127791
SubTotale	<u>5.940.137.810</u>	99,397932
Astenuti	5.946.276	0,099501
Non Votanti	30.034.000	0,502567
SubTotale	<u>35.980.276</u>	0,602068
Totale	<u>5.976.118.086</u>	100,000000

Ai sensi dell'art. 135-undecies del TUF **non sono computate** ai fini del calcolo della maggioranza e del capitale richiesto per l'approvazione della delibera numero 0 azioni pari al **0,000000%** delle azioni rappresentate in aula.

LISTA ESITO DELLE VOTAZIONE  
 Oggetto: Destinazione dell utile d esercizio

Badge	Ragione Sociale	Proprio	Delega	Totale
6984	AGOSTINI ANTONIO	0	0	0
**D	ALLIANZ GLOBAL INVESTORS FRANCE	0	411.103	411.103
**D	VILLIERS DIVERSIFIE BNP PAM	0	1.831.126	1.831.126
**D	ERAFP ACTION EURO III	0	5.394.694	5.394.694

Totale voti 7.636.923  
 Percentuale votanti % 0,127791  
 Percentuale Capitale % 0,075117

CONTRARI

LISTA ESITO DELLE VOTAZIONE

Oggetto: Destinazione dell utile d esercizio

ASTENUTI

Badge	Ragione Sociale	Proprio	Delega	Totale
6984	AGOSTINI ANTONIO	0	0	0
**D	CHALLENGE FUNDS CHALLENGE ITALIAN EQUITY	0	4.000.000	4.000.000
**D	CHALLENGE FUNDS	0	1.633.531	1.633.531
**D	MEDOLANUM SPEC SICAV-SIF EQUITY INCOME	0	75.000	75.000
**D	ROYAL BANK OF CANADA (CHANNEL ISLANDS) LIMITED	0	8.988	8.988
**D	ARROWGRASS MASTER FUND LTD C/O ARROWGRASS CAPITAL PARTNERS LLP	0	228.757	228.757

Totale voti 5.946.276  
 Percentuale votanti % 0,099501  
 Percentuale Capitale % 0,058488



Assemblea Ordinaria del 04 maggio 2017

## LISTA ESITO DELLE VOTAZIONE

Oggetto: Destinazione dell utile d esercizio

## NON VOTANTI

Badge	Ragione Sociale	Proprio	Delega	Totale
6984	AGOSTINI ANTONIO	0	0	0
**D	KAIROS INTERNATIONAL SICAV - ITALIA	0	2.500.000	2.500.000
**D	KAIROS INTERNATIONAL SICAV - TARGET ITALY ALPHA	0	500.000	500.000
**D	KAIROS INTERNATIONAL SICAV - RISORGIMENTO	0	1.500.000	1.500.000
**D	FIDEURAM ASSET MANAGEMENT (IRELAND) FONDITALIA EQUITY ITALY	0	11.808.000	11.808.000
**D	FIDEURAM ASSET MANAGEMENT (IRELAND) FIDEURAM FUND EQUITY ITALY	0	590.000	590.000
**D	INTERFUND SICAV INTERFUND EQUITY ITALY	0	5.468.000	5.468.000
**D	ERSEL ASSET MANAGEMENT SGR S.P.A. - FONDERSEL PMI	0	300.000	300.000
**D	MEDIOLANUM GESTIONE FONDI SGR S.P.A - FLESSIBILE ITALIA	0	7.000.000	7.000.000
**D	FIDEURAM INVESTIMENTI SGR S.P.A. - FIDEURAM ITALIA	0	368.000	368.000

Totale voti 30.034.000  
 Percentuale votanti % 0,502567  
 Percentuale Capitale % 0,295416



Azionisti: 9 Teste: 1  
 Azionisti in proprio: 0 Azionisti in delega: 9



## LISTA ESITO DELLE VOTAZIONE

Oggetto: Destinazione dell utile d esercizio

## FAVOREVOLI

Badge	Ragione Sociale	Proprio	Delega	Totale
6055	NOTARFONZO ARNALDO	15.000	0	15.000
6118	CARDINALI LUIGI	0	0	0
DE*	CARLETTA ASSICURAZIONI SPA	0	4.193.208	4.193.208
DE*	CAMGESTION	0	240.527	240.527
DE*	GENERALI ESPANA SA DE SEGUROS Y REASEGUROS	0	183.174	183.174
DE*	GENERALI ITALIA SPA	0	18.800.868	18.800.868
DE*	GENERTELLIFESPA	0	3.687.859	3.687.859
DE*	ANGELETTI FRANCO	25	0	25
6150	RINELLI DOMENICO	58.514	0	58.514
6189	MILITI VALTER	0	0	0
6371	CASSA NAZIONALE DI PREVIDENZA E ASSISTENZA FORENSE	0	52.417.000	52.417.000
DE*	DORI CARLO	350	0	350
6417	PALUMBO MARIA ANTONIETTA	595	0	595
6420	BASILE STEFANO	0	0	0
6498	ENPAM	0	31.155.499	31.155.499
DE*	A.DI.G.E. IN PERSONA DI CARLO DE MASI	0	106.208	106.208
6506	COMPUTERSHARE SPA RAPPRESENTANTE DESIGNATO EX ART. 135 UNDECIES TUF NELLA PERSONA DI ENRICO MONICELLI	0	0	1.520
6545	1.520	0	0	0
6561	PEDERSOLI LANFRANCO	6.000	0	6.000
6586	CRISTIANI GIANNI	3.637	0	3.637
6680	LEONETTI SALVATORE	10.445	0	10.445
6723	DI STEFANO STEFANO	0	0	0
DE*	MINISTERO DELL'ECONOMIA E DELLE FINANZE	0	2.397.856.331	2.397.856.331
6928	GRANATA ALFREDO	0	0	0
DE*	INARCASSA - CASSA NAZIONALE DI PREVIDENZA ED ASSISTENZA PER	0	18.435.640	18.435.640
6962	RICCI MARIO	45.073	0	45.073
6982	CHIURAZZI LUIGI	32.357	0	32.357
6984	AGOSTINI ANTONIO	0	0	0
**D	ARCA FONDI SGR - FONDO ARCA AZIONI ITALIA	0	9.590.000	9.590.000
**D	BLACKROCK INDEX SELECTION FUND	0	5.271.213	5.271.213
**D	ARK LIFE ASSURANCE COMPANY LIMITED	0	483.375	483.375
**D	FRANKLIN TEMPLETON INVESTMENT FUNDS	0	18.417.484	18.417.484
**D	JPMORGAN FUNDS	0	5.224.402	5.224.402
**D	JPMORGAN INVESTMENT FUNDS	0	48.800.638	48.800.638
**D	JPMORGAN FUNDS EUROPEAN BANK AND BUSINESS CENTRE	0	2.144.074	2.144.074
**D	SCHRODER INTERNATIONAL SELECTION FUND	0	5.868.319	5.868.319
**D	AOR UCITS FUNDS	0	129.622	129.622
**D	MORGAN STANLEY INVESTMENT FUNDS	0	1.990	1.990
**D	T. ROWE PRICE FUNDS SICAV	0	7.495	7.495
**D	CAPITAL GROWTH FUND ABSOLUTE INCOME GROW	0	303.041	303.041
**D	CAPITAL INTERNATIONAL FUND	0	147.008	147.008
**D	BAERNINVEST KAPITALVERWALTUNGSGESSELLSCHAFT	0	44.300	44.300
**D	INVESTMENT-PRIVATFONDS GMBH	0	674.481	674.481

Azionisti:  
Azionisti in proprio:2729  
10Teste:  
Azionisti in delega:18  
2719

## LISTA ESITO DELLE VOTAZIONE

Oggetto: Destinazione dell'utile d'esercizio

## FAVOREVOLI

Badge	Ragione Sociale	Proprio	Delega	Totale
**D	CBRE CLARION FUNDS ALCEDA FUND MANAGEMEN	0	48.006	48.006
**D	BAYERNINVEST KAPITALVERWALTUNGS-GESELLSC	0	157.202	157.202
**D	DKB EUROPA FONDS	0	111.488	111.488
**D	STAR FUND	0	5.000.000	5.000.000
**D	BAYERNINVEST KAPITALVERWALTUNGSGESELLSCHAFT MBH	0	1.170.109	1.170.109
**D	BAYERNINVEST KVG MBH	0	5.161.684	5.161.684
**D	NM5 WIEQ BRF ACCOUNT	0	140.700	140.700
**D	WIF- EUROPE OPPORTUNITIES	0	182.100	182.100
**D	NM5 GIEP BRI ACCOUNT	0	417.864	417.864
**D	WORLDVIEW INVESTMENT FUND EUROPE CORE EQUITY FUND	0	342.000	342.000
**D	GENERALI INVESTMENTS EUROPE SPA SGR	0	2.806.218	2.806.218
**D	GENERALI INVESTMENTS LUXEMBURG S.A.	0	2.895.103	2.895.103
**D	DPAM EQUITIES I	0	700.000	700.000
**D	MERRILL LYNCH PROFESSIONAL CLEARING CORP	0	6.139.937	6.139.937
**D	MERRILL LYNCH INTERNATIONAL	0	1.745.281	1.745.281
**D	SONDERVERMOGEN ALLIANZGI-FONDS DHCO	0	28.772	28.772
**D	SONDERVERMOGEN ALLIANZGI-FONDS DEW-CO	0	38.638	38.638
**D	SONDERVERMOGEN ALLIANZGI-FONDS VBE	0	367.106	367.106
**D	ALLIANZ GLR EQ EU RCM BEST STYLES	0	422.734	422.734
**D	ALLIANZ CGI EQ BEST STYLES	0	1.103.686	1.103.686
**D	SONDERVERMOGEN ALLIANZGI-FONDS DSM-CO	0	47.044	47.044
**D	SONDERVERMOGEN ALLIANZGI-FONDS DSW-DREFONDS	0	6.824	6.824
**D	GMO TAX-MANAGED INTERNATIONAL EQUITIES F	0	132.123	132.123
**D	GMO ALPHA ONLY FUND	0	48.045	48.045
**D	GMO INTERNATIONAL EQUITY FUND	0	6.787.484	6.787.484
**D	VANGUARD EUROPEAN STOCK INDEX FUND	0	13.744.879	13.744.879
**D	VANGUARD DEVELOPED MARKETS INDEX FUND	0	34.749.743	34.749.743
**D	SEI INST INVEST TRUST WORLD EQ EX-US FUN	0	1.686.620	1.686.620
**D	JTIB STB DAIWA STOCK INDEX FUND 9807	0	178.334	178.334
**D	GMO INTERNATIONAL LARGE/MID CAP EQUITY F	0	1.463	1.463
**D	JAPAN TRUSTEE SERVICES BANK LTD	0	41.093	41.093
**D	JAPAN TRUSTEE SERVICES BANK LTD	0	180.000	180.000
**D	JAPAN TRUSTEE SERVICES BANK LTD	0	36.642	36.642
**D	THE MASTER TRUST BANK OF JAPAN LTD	0	5.274	5.274
**D	THE MASTER TRUST BANK OF JAPAN LTD	0	15.504	15.504
**D	JAPAN TRUSTEE SERVICES BANK LTD	0	4.000	4.000
**D	FIDELITY FUNDS SICAV	0	826.652	826.652
**D	NN (L)	0	12.177.875	12.177.875
**D	NN (L) LIQUID	0	2.233.213	2.233.213
**D	ING DIRECT	0	559.731	559.731
**D	GIM TOKYO FD	0	424.076	424.076
**D	GIM SPECIALIST INVESTMENT FUNDS	0	4.134.121	4.134.121
**D	JAPAN TRUSTEE SERVICES BANK LTD	0	90.000	90.000

Azionisti:  
Azionisti in proprio:2729 Testc:  
10 Azionisti in delega:

LISTA ESITO DELLE VOTAZIONE  
 Oggetto: Destinazione dell utile d esercizio

FAVOREVOLI

Badge	Ragione Sociale	Proprio	Delega	Totale
**D	JAPAN TRUSTEE SERVICES BANK LTD	0	24.000	24.000
**D	JAPAN TRUSTEE SERVICES BANK LTD	0	37.700	37.700
**D	SEI INST INV TRUST SCREENED WORLD EQ EX	0	41.860	41.860
**D	THE MASTER TRUST BANK OF JAPAN LTD	0	209.109	209.109
**D	VANGUARD TOTAL WORLD STOCK INDEX FUND	0	1.702.137	1.702.137
**D	PZENA VALUE FUNDS FL	0	520.838	520.838
**D	THE MASTER TRUST BANK OF JAPAN LTD	0	44.180	44.180
**D	THE MASTER TRUST BANK OF JAPAN LTD	0	12.430	12.430
**D	SEI INSTITUTIONAL INTERN TRUST INTERNATI	0	985.553	985.553
**D	VANGUARD FTSE ALL-WORLD EX US INDEX FUND	0	11.368.310	11.368.310
**D	GMO FUNDS PLC	0	622.356	622.356
**D	ICBC-CCBPAM GLOBAL OPPORTUNITY	0	8.430	8.430
**D	JAPAN TRUSTEE SERVICES BANK LTD	0	269.262	269.262
**D	FIRST TRUST EUROPE ALPHADEX FUND	0	206.615	206.615
**D	THE MASTER TRUST BANK OF JAPAN LTD	0	256.884	256.884
**D	JAPAN TRUSTEE SERVICES BANK LTD	0	39.202	39.202
**D	FIDELITY SAL ST SPARTAN GLOBAL EX US IN	0	994.309	994.309
**D	VANGUARD FUNDS PLC	0	1.883.762	1.883.762
**D	MACQUARIE GLOBAL LISTED INFRASTRUCTURE C	0	265.015	265.015
**D	ALLIANZGI NEJ INTERNATIONAL VALUE CIT	0	59.723	59.723
**D	SEI INSTITUTIONAL MANAGED TRUST MULTI-AS	0	67.914	67.914
**D	VANGUARD INVESTMENT SERIES, PLC	0	11.222.239	11.222.239
**D	FIDELITY SAL ST T SPARTAN TOTAL INT IN F	0	90.769	90.769
**D	THE MASTER TRUST BANK OF JAPAN LTD	0	157.848	157.848
**D	SEI INSTITUTIONAL MANAGED TRUST-TAX-MANAGED INTERNATIONAL MANAGED	0	214.945	214.945
**D	THE MASTER TRUST BANK OF JAPAN LTD	0	15.450	15.450
**D	THE MASTER TRUST BANK OF JAPAN LTD	0	88.159	88.159
**D	WELLI TRUS NAT ASSOC COMMON TRUST FUNDS	0	12.665	12.665
**D	WELL TRCO NA MULTI. COLLECT. INV FUND	0	20.884	20.884
**D	INTERNATIONAL MULTI-ASSET DIVERSIFIED IN	0	273.102	273.102
**D	PIMCO FUNDS GLOBAL INVESTORS SERIES PLC	0	186.003	186.003
**D	SCHRODER INTERNATIONAL MULTI-CAP EQ	0	132.393	132.393
**D	THE MASTER TRUST BANK OF JAPAN LTD	0	235.342	235.342
**D	ADVISOR MANAGED TRUST - TACTICAL OFFENSI	0	9.895	9.895
**D	FIRST TRUST EUROZONE ALPHADEX ETF	0	82.230	82.230
**D	DEUTSCHE EUROPEAN EQUITY FUND	0	74.227	74.227
**D	THE ADV INNER C CORNERST. AD. GL. PUB. EQ. F	0	145.776	145.776
**D	THE ADVISORS' INNER CIRCLE FUND CORNER STONE ADVISORS GLOBAL PUBLIC EQUITY FUND	0	6.180	6.180
**D	GLOBAL X SCIENTIFIC BETA EUROPE ETF	0	2.606.133	2.606.133
**D	FIRST TRUST DYNAMIC EUROPE EQUITY INCOME	0	10.846	10.846
**D	PANAGORA RISK PARITY M.A.C.FD	0	15.453	15.453
**D	FIRST TRUST RIVERFRONT DYNAMIC EUROPE ET	0	32.672	32.672
**D	FIRST TRUST RIVERFRONT DYN DEV INT ETF	0	992.174	992.174
**D	MONDRIAN ALL COUNTRIES WORLD EX-U.S	0		

310

LISTA ESITO DELLE VOTAZIONE

Oggetto: Destinazione dell utile d esercizio

FAVOREVOLI

Badge	Ragione Sociale	Proprio	Delega	Totale
**D	BROWN BROTHERS HARRIMAN + CO, BOSTON CUSTODIAN FOR: THE ADVISORS` INNER CIRCLE III / PINEBRIDGE DYNAMIC ASSET ALLOCATION	48.473	0	0
**D	48.473	0	2.726.913	2.726.913
**D	BBBOS/GALLERY TR-MONDRIA	0	72.138	72.138
**D	BEST INVESTMENT CORPORATION	0	351.693	351.693
**D	HSBC LIFE (INTERNATIONAL) LIMITED	0	29.640	29.640
**D	HSBC GROUP HONG KONG LOCAL STAFF RETIREMENT BENEFIT SCHEME	0	1.774	1.774
**D	HSBC MANAGED STABLE GROWTH FUND	0	5.933	5.933
**D	HSBC MANAGED STABLE FUND	0	33.161	33.161
**D	HSBC MANAGED GROWTH FUND	0	30.204	30.204
**D	HSBC GUARANTEED FUND	0	19.948	19.948
**D	HSBC MANAGED BALANCED FUND	0	17.783	17.783
**D	ISHARES EURO STOXX 50 INDEX ETF	0	41.542	41.542
**D	SHENPP EURO INDEX SECURITY MASTER INVEST	0	526.223	526.223
**D	JPMORGAN MULTI INCOME FUND	0	81.786	81.786
**D	ALLIANZ CHOICE BEST STYLE EUR.FUND	0	23.752	23.752
**D	JPMORGAN EUROPE STRATEGIC DIVIDEND FUND	0	7.248.453	7.248.453
**D	CARDIF ASSURANCE VIE	0	172.000	172.000
**D	CARDIF ASSURANCE RISQUES DIVERS	0	51.263	51.263
**D	NADAUD	0	7.035.100	7.035.100
**D	KEMPEN EUROPEAN HIGH DIVIDEND FUND N.V.	0	479.874	479.874
**D	FCP SAINT MARTIN N1	0	565.356	565.356
**D	FCP CNP ACTIONS EM	0	1.337.292	1.337.292
**D	REGARD ACTIONS EURO	0	500.000	500.000
**D	REGARD ACTIONS DEVELOPEMENT DURABLE	0	154.000	154.000
**D	FCP IDR ACTIONS EURO	0	72.091	72.091
**D	FCP UBS F EURO OPPORT UNCON PEA EUR	0	858.280	858.280
**D	MUTACTION 11	0	418.594	418.594
**D	SODIUM 1	0	289.528	289.528
**D	FCP CALCIUM QUANT	0	14.950	14.950
**D	SICAV UBS F OPP MONDE 10	0	202.300	202.300
**D	CARDIF LUX VIE	0	2.977.299	2.977.299
**D	HENDERSON INVESTMENT FUND OEIC	0	737.916	737.916
**D	HENDERSON INSTIT EUROP INDEX OPP FUND	0	5.270.011	5.270.011
**D	CANDRIAM BELGIUM MANDAT FRF	0	889.350	889.350
**D	WITAN INVESTMENT TRUST PLC	0	1.140.000	1.140.000
**D	ANIMA SGR SPA	0	2.289.711	2.289.711
**D	ANIMA SGR SPA	0	2.381.365	2.381.365
**D	ANIMA SGR SPA	0	7.418.059	7.418.059
**D	ANIMA SGR SPA	0	1.296.246	1.296.246
**D	ANIMA SGR SPA	0	958.265	958.265
**D	ANIMA SGR SPA	0	3.204.584	3.204.584
**D	ANIMA SGR SPA	0	4.308.250	4.308.250

311

Azionisti: 2729 Teste: 18  
 Azionisti in proprio: 10 Azionisti in delega: 2719

LISTA ESITO DELLE VOTAZIONE

Oggetto: Destinazione dell utile d esercizio

FAVOREVOLI

Badge	Ragione Sociale	Proprio	Delega	Totale
**D	ANIMA SGR SPA	0	2.662.874	2.662.874
**D	ANIMA SGR SPA	0	1.399.825	1.399.825
**D	ANIMA SGR SPA	0	469.205	469.205
**D	ANIMA SGR SPA	0	298.300	298.300
**D	ALLIANZGI FONDS BREMEN	0	176.721	176.721
**D	ALLIANZGI FONDS DPWS	0	26.942	26.942
**D	ALLIANZGI FONDS NASPA PENSIONSFONDS	0	44.007	44.007
**D	DILL COFONDS	0	66.800	66.800
**D	ALLIANZGI FONDS ZUBB	0	13.744	13.744
**D	ALLIANZGI FONDS WERT	0	7.200	7.200
**D	ALLIANZGI FONDS VEMK	0	28.475	28.475
**D	ALLIANZGI FONDS VBDK	0	16.511	16.511
**D	ALLIANZGI FONDS REINVEST	0	22.065	22.065
**D	ALLIANZGI FONDS PUK	0	5.578	5.578
**D	ALLIANZGI FONDS PFD	0	15.583	15.583
**D	ALLIANZGI FONDS OJU	0	15.086	15.086
**D	ALLIANZGI FONDS INDU	0	23.073	23.073
**D	ALLIANZGI FONDS GANO 2	0	49.513	49.513
**D	ALLIANZGI FONDS GANO	0	9.727	9.727
**D	ALLIANZGI FONDS FIE	0	58.100	58.100
**D	ALLIANZGI FONDS AVP	0	3.787	3.787
**D	ALLIANZGI FONDS ALPEN	0	22.915	22.915
**D	DBI FONDS ACU K	0	419.982	419.982
**D	ALLIANZGI FONDS ZDD3	0	76.963	76.963
**D	ALLIANZGI FONDS VSF	0	14.303	14.303
**D	ALLIANZGI FONDS ABF	0	3.695	3.695
**D	ALLIANZGI FONDS APNIESA	0	685.388	685.388
**D	ALLIANZGI FONDS FEV	0	67.637	67.637
**D	DEAM FONDS EDV 1	0	40.599	40.599
**D	ALLIANZ GI FONDS RANW II	0	146.566	146.566
**D	ALLIANZGI FONDS PENSIONS	0	72.345	72.345
**D	CBP GROWTH	0	390.146	390.146
**D	ALLIANZGI FONDS PFALCO	0	154.690	154.690
**D	ALLIANZGI FONDS NBP	0	26.108	26.108
**D	ALLIANZGI FONDS AEVN	0	1.203.981	1.203.981
**D	ALLIANZGI FONDS AESAN	0	44.670	44.670
**D	ALLIANZGI FONDS AMEV	0	30.769	30.769
**D	ALLIANZGI FONDS DREDOK	0	105.875	105.875
**D	ALLIANZGI FONDS PSDN	0	93.400	93.400
**D	ALLIANZGI SVKK	0	10.252	10.252
**D	ALLIANZGI FONDS TOSCA	0	111.737	111.737
**D	FONDIS	0	220.685	220.685
**D	CONVEST 21 VL	0	239.340	239.340

312

## LISTA ESITO DELLE VOTAZIONE

Oggetto: Destinazione dell utile d esercizio

## FAVOREVOLI

Badge	Ragione Sociale	Proprio	Delega	Totale
**D	ALLIANZ STRATEGIEFONDS WACHSTUM PLUS	0	834.893	834.893
**D	ALLIANZGI FONDS AFE	0	237.209	237.209
**D	ALLIANZGI FONDS PF2	0	379.613	379.613
**D	ALLIANZGI FONDS FIV2	0	1.013.686	1.013.686
**D	ALLIANZGI FONDS PF1	0	291.910	291.910
**D	ALLIANZGI FONDS HEUST	0	26.400	26.400
**D	ALLIANZGI FONDS MASTER DRT	0	123.521	123.521
**D	ALLIANZGI FOND AMMERLAND	0	170.429	170.429
**D	ALLIANZGI FONDS GEW	0	4.974	4.974
**D	ALLIANZGI FONDS TIBUR	0	24.225	24.225
**D	ALLIANZGI FONDS MAV	0	25.196	25.196
**D	ALLIANZGI FONDS DUNHILL	0	41.075	41.075
**D	ALLIANZGI FONDS VSBW	0	195.587	195.587
**D	ALLIANZGI FONDS TOB	0	22.292	22.292
**D	ALLIANZGI FONDS PGD	0	96.298	96.298
**D	ALLIANZGI FONDS INP	0	72.561	72.561
**D	ALLIANZGI FONDS USES	0	13.205	13.205
**D	ALLIANZGI FONDS RBB	0	163.536	163.536
**D	ALLIANZGI FONDS BEKW	0	21.933	21.933
**D	DBI FONDS EKLBB	0	116.834	116.834
**D	ALLIANZGI FONDS ACK	0	58.710	58.710
**D	KRESHILFE 2 FONDS	0	6.178	6.178
**D	ALLIANZGI FONDS DBS	0	24.879	24.879
**D	ALLIANZGI FONDS ESMT	0	4.730	4.730
**D	ALLIANZGI FONDS CAESAR	0	10.047	10.047
**D	ALLIANZGI FONDS PAK	0	11.989	11.989
**D	ALLIANZGI FONDS STIFTUNGSFONDS WISSENSCH	0	32.956	32.956
**D	ALLIANZGI FONDS AKTIEN EUROPA	0	238.000	238.000
**D	DEKA MASTER HAERK I	0	885.752	885.752
**D	DEAM FONDS ROCK	0	428.903	428.903
**D	BAYVK A4 FONDS	0	124.211	124.211
**D	BAYVK A1 FONDS	0	3.577.979	3.577.979
**D	ALLIANZ GLOBAL INVESTORS EUROPE	0	880.446	880.446
**D	UNIVERSAL-CAV	0	201.456	201.456
**D	UNIVERSAL-OCO	0	30.619	30.619
**D	FONDACO SIF	0	202.100	202.100
**D	HENDERSON HORIZON FUND SICAV	0	38.356	38.356
**D	STANDARD LIFE WEALTH INTERNATIONAL	0	11.000	11.000
**D	STANDARD LIFE INVESTMENTS	0	200.445	200.445
**D	MULTI SERIES WHOLESAL INTER EQUITIES TR	0	108.541	108.541
**D	AMP CAPITAL SPECIALIST INTERNATIONAL SHA	0	37.511	37.511
**D	FD INTERNATIONAL SHARE FUND 1	0	48.904	48.904
**D	WHOLESALE UNIT TRUST MSCI GLOB INDEX SHS	0	68.341	68.341

Azionisti: 18  
Azionisti in proprio: 10 Azionisti in delega: 2719

313

LISTA ESITO DELLE VOTAZIONE

Oggetto: Destinazione dell utile d esercizio

FAVOREVOLI

Badge	Ragione Sociale	Proprio	Delega	Totale
**D	WHOLESALE UNIT TRUST GLOBAL SHARES F 3	0	82.647	82.647
**D	AVSUPER FUND	0	35.486	35.486
**D	HENDERSON GLOBAL EQUITY INCOME FUND	0	17.327.773	17.327.773
**D	BARROW HANLEY GLOBAL EQUITY TRUST	0	99.000	99.000
**D	IPAC SPEC INV STR INT SHARE STR NO 9	0	229.182	229.182
**D	IPAC SPEC INV STR INT SHARE STR NO 9	0	1.125.381	1.125.381
**D	WHOLESALE GLOBAL EQUITY INDEX FUND	0	37.574	37.574
**D	AMP INT EQ IND FD HEDGED	0	1.043.631	1.043.631
**D	AMP CAP UNHEDGED GL SHS MULTI MAN FUND	0	343.416	343.416
**D	MULTIMIX WHOLESAL INT SHARES TRUST	0	220.225	220.225
**D	MULTIMIX WHOLESAL INT SHARES TRUST	0	132.200	132.200
**D	MERCER UNHEDGED OVERSEAS SHARES TRUST	0	170.800	170.800
**D	MERCER UNHEDGED OVERSEAS SHARES TRUST	0	118.436	118.436
**D	LEGALSUPER	0	140.324	140.324
**D	AUSTRALIAN CATHOLIC SUPERAN RETIREM FUND	0	60.046	60.046
**D	ENHANCED INDEX INTERNATIONAL SHARE FUND	0	2.142.963	2.142.963
**D	WHOLESALE UNIT TRUST GLOBAL SHS FUND 5	0	19.768	19.768
**D	TCORPIM INTERNAT SHARES (UNHEDGED) FU	0	798.880	798.880
**D	TCORPIM INTERNAT SHARES (UNHEDGED) FU	0	251.145	251.145
**D	TCORPIM INDEXED INT SHARE(UNHEDGED) F	0	85.795	85.795
**D	UNISUPER	0	94.227	94.227
**D	FCPE AREVA ACTIONS	0	202.345	202.345
**D	1327 FCP BOUE SCALBERT DUPONT	0	24.400	24.400
**D	FCP GAILLON 130/30	0	26.735	26.735
**D	FCPE BARCLAYS DIVERIFIE ACTIONS	0	30.000	30.000
**D	FCPE COFACE	0	10.000	10.000
**D	FCP BAUD CIC	0	2.700	2.700
**D	1448 FCPE GE FACTORFRANCE	0	10.000	10.000
**D	STAUBLI 50 50 CREDIT MUTUEL FCPE	0	10.000	10.000
**D	STAUBLI 80 20 CREDIT MUTUEL FCPE	0	10.000	10.000
**D	FCP SCORE 2012	0	4.000	4.000
**D	FCP OFFENSIF AIR LIQUIDE EXPANS	0	30.780	30.780
**D	TARAVAO INVEST	0	20.000	20.000
**D	CAPACITY FONDS INSTITUTIONEL-ACTIONS ETRANGERES PIB	0	106.737	106.737
**D	PI CH-WORLD EX SWISS EQUITIES TRACKER US	0	764.529	764.529
**D	RAIFFEISEN INDEX FONDS	0	169.930	169.930
**D	PI CH - EUROPEAN EX SWISS EQUITIES	0	230.028	230.028
**D	BANQUE PICTET & CIE SA	0	425.416	425.416
**D	CAPACITY FONDS INSTITUTIONNEL ACTIONS ETRANGERES	0	49.804	49.804
**D	PGSF GLOBAL UTILITIES EQUITIES FUND	0	31.292.956	31.292.956
**D	PGSF GLOBAL HIGH YIELD UTILITIES EQUITIES FUND	0	167.636	167.636
**D	PGSF GLOBAL INCOME STOCK FUND	0	653.169	653.169
**D	PGSF GLOBAL UTILITIES EQUITIES CURRENCY HEDGE FUND	0	428.102	428.102

Azionisti: 2729 Testi: 10  
Azionisti in proprio: 10 Azionisti in delega:

314

LISTA ESITO DELLE VOTAZIONE

Oggetto: Destinazione dell utile d esercizio

FAVOREVOLI

Badge	Ragione Sociale	Proprio	Delega	Totale
**D	PICTEL-EUROPE INDEX	0	2.840.533	2.840.533
**D	SHINKO GLOBAL EQUITY INDEX MOTHER FUND	0	16.869	16.869
**D	DAIWA PAN EUROPEAN HIGH DIVIDEND YIELD STOCK MOTHER FUND	0	170.000	170.000
**D	NOMURA TRUST BANKING TRUSTEE NIKKO GLOBA	0	684.141	684.141
**D	DEFINED BENEFIT PP FOR CHUGOKU ELECT	0	107.966	107.966
**D	DL INTERNATIONAL RESEARCH OPEN MOTHER FD	0	53.030	53.030
**D	GIVI GLOBAL EQUITY FUND CLT AC	0	96.509	96.509
**D	ROBECO CAPITAL GROWTH FUNDS	0	1.785.229	1.785.229
**D	VONTOBEL FUND	0	1.778.814	1.778.814
**D	LGT MULTI MANAGER FUND	0	612.002	612.002
**D	UBI SICAV	0	114.924	114.924
**D	MACQUARIE - GLOBAL LISTED INFR FD	0	185.791	185.791
**D	BROOKFIELD GLOB.LIST.REAL EST.UC.FD	0	1.626.000	1.626.000
**D	QUAESTIO CAPITAL FUND	0	30.394	30.394
**D	CANDRIAM GF	0	16.239	16.239
**D	OFI MULTI SELECT	0	174.584	174.584
**D	KEMPER INTERNATIONAL FUNDS	0	1.482.650	1.482.650
**D	BLACKROCK INSTITUTIONAL POOLED FUND PLC	0	293.481	293.481
**D	NFS LIMITED TRAFALGAR COURT LES BANQUES	0	1.003.844	1.003.844
**D	SHELL TRUST BERMUDA LTD AS TRUSTEE OF THE SHELL OVERSEAS CONTRIBUTORY PENSION FUND	0	54.177	54.177
**D	NFS LIMITED TRAFALGAR COURT LES BANQUES	0	575.022	575.022
**D	SHELL TRUST (BERMUDA) LIMITED AS TRUSTEE	0	45.199	45.199
**D	SHELL TRUST (BERMUDA) LTD AS TRUSTEE OF THE SHELL OVERSEAS C.P. FUND	0	289.579	289.579
**D	DEKA INVESTMENT GMBH RE DEKASPEZIAL	0	100.000	100.000
**D	DEKA INVESTMENT GMBH RE ARIDEKA	0	2.500.000	2.500.000
**D	DEKA INVEST GMBH RE DEKA-BAV-FONDS	0	250.407	250.407
**D	DEKA INVEST RE SIGMA PLUS KONSERVATIV	0	57.882	57.882
**D	DEKA INVEST - KOMMONAL EUROLAND BALANCE	0	986.414	986.414
**D	DEKA INVESTMENT GMBH RE DEKA-BR 75	0	124.475	124.475
**D	DEKA INVESTMENT GMBH RE DEKA-BR 55	0	35.000	35.000
**D	DEKA INVESTMENT GMBH RE DEKA-BR 35	0	134.557	134.557
**D	DEKA INVEST RE DEKA-EUROLAND BALANCE	0	3.171.750	3.171.750
**D	DEKA INVEST RE DEKA-STIFTUNGEN BALANCE	0	429.616	429.616
**D	DEKA INVEST. RE DEKA-DIVIDENDENDISCOUNT	0	32.000	32.000
**D	DEKA INVEST RE/DEKAFUTUR-ERTRAG	0	7.160	7.160
**D	DEKA INVEST RE/DEKAFUTUR-WACHSTUM	0	47.700	47.700
**D	DEKA INVESTMENT GMBH RE DEKAFUTUR-CHANCE	0	123.200	123.200
**D	DEKA INVESTMENT GMBH RE DEKA-BR 100	0	1.500.000	1.500.000
**D	DEKA INVEST GMBH RE DEKA-BR 85	0	340.768	340.768
**D	DEKA INVESTMENT GMBH RE DEKA	0	900.000	900.000
**D	BEROLINARENT DEKA	0	28.500	28.500
**D	DEKA INVEST DIVIDENDENSTRATEGIE CF A	0	4.842.000	4.842.000
**D	DEKA INVESTMENT GMBH RE DEKA EURO ISTOXX	0	1.002.521	1.002.521

315



## LISTA ESITO DELLE VOTAZIONI

Oggetto: Destinazione dell'utile d'esercizio

## FAVOREVOLI

Badge	Ragione Sociale	Proprio	Delega	Totale
**D	DEKA INVEST GMBH RE DEKA-PB DEFENSIV	0	41.345	41.345
**D	MAINFRANKEN WERKCONZEPT AUSGEWOGEN	0	17.000	17.000
**D	DEKA INVESTMENT GMBH DEKA MSCI EUROPE UC	0	275.789	275.789
**D	DEKA INVESTGMBH RE MSCI EUROPE LC UCITS	0	40.363	40.363
**D	DEKA BASISSTRATEGIE FLEXIBEL	0	31.870	31.870
**D	DEKA INVESTMENT GMBH RE DEKA-BASIS	0	30.000	30.000
**D	DEKA INVEST DEKA EURO STOXX 50 - UCITS	0	3.674.746	3.674.746
**D	DEKA INVESTMENT GMBH RE DEKA-DIVIDEND VA	0	122.500	122.500
**D	DEKA INVESTMENT GMBH RE DEKA-MULTIASSET INCOME	0	78.000	78.000
**D	H.E.S.T. AUSTRALIA LIMITED	0	2.776.522	2.776.522
**D	CONSTRUCTION AND BUILDING UNIONS SUPERAN	0	227.090	227.090
**D	QUEENSLAND LOCAL GOVERNMENT SUPERANNUATI	0	536.283	536.283
**D	SAS TRUSTEE CORPORATION	0	571.909	571.909
**D	SAS TRUSTEE CORPORATION	0	363.716	363.716
**D	SAS TRUSTEE CORPORATION	0	661.807	661.807
**D	URS GLOBAL ASSET MANAGEMENT LIFE LTD	0	2.089.215	2.089.215
**D	THE BARCLAYS BANK UK RETIREMENT FUND	0	286.966	286.966
**D	GAMMA EMIRATES INVESTMENT L.L.C. EM	0	21.226	21.226
**D	IEM PERSONAL PENSION PLAN TRUST	0	700.140	700.140
**D	BELEGGSFONDS BELCENA	0	174.800	174.800
**D	CHINA LIFE INSURANCE (GROUP) COMPANY	0	77.721	77.721
**D	TELSTRA SUPERANNUATION SCHEME	0	779.040	779.040
**D	VANGUARD INTERNATIONAL SHARE INDEX FUND	0	121.063	121.063
**D	BLACKROCK SCREEN WHOLE INDEXED INT EQ FD	0	14.053	14.053
**D	VANGUARD GLOBAL QUANTITATIVE EQUITY FUND	0	17.442	17.442
**D	VARIABLE PORTFOLIO - LAZARD INTERNATIONAL EQUITY ADVANTAGE FUND	0	871.774	871.774
**D	ANZ ETFs EURO STOXX 50 ETF	0	8.122	8.122
**D	BT SUSTAINABLE INTERNATIONAL SHARE FUND	0	52.278	52.278
**D	TELSTRA SUPERANNUATION SCHEME	0	1.129.925	1.129.925
**D	ACCIDENT COMPENSATION CORPORATION	0	564.196	564.196
**D	CHINA LIFE INSURANCE COMPANY LIMITED	0	594.300	594.300
**D	THE BARCLAYS BANK UK RETIREMENT FUND	0	159.128	159.128
**D	BANCO CENTRAL DE TIMOR EST	0	1.180.132	1.180.132
**D	CONNECTICUT GENERAL LIFE INSURANCE COMPA	0	85.824	85.824
**D	BANCO CENTRAL DE TIMOR-LESTE (BCTIL)	0	494.870	494.870
**D	THE BOEING COMPANY EMPLOYEE RETIREMENT P	0	2.393.300	2.393.300
**D	JP MORGAN FUND ICVC- JPM GLOBAL MACRO OP	0	6.444.714	6.444.714
**D	BOMBARDIER TRUST U.S. MASTER TRUST	0	273.086	273.086
**D	RETIREMENT PLAN FOR EMPLOYEES OF ARTNA I	0	780.300	780.300
**D	SCHRODER GLOBAL DYNAMIC BLEND FUND	0	190.930	190.930
**D	DEKA INVEST GMBH RE A-VSA-FONDS	0	48.396	48.396
**D	THE BOEING COMPANY EMPLOYEE RETIREMENT P	0	1.530.106	1.530.106
**D	BRUNEL SHELL RETIREMENT BENEFIT FUND	0	82.108	82.108

Pagina 12

18  
2719

Azionisti: 2729 Teste: 18  
 Azionisti in proprio: 10 Azionisti in delega: 2719

LISTA ESITO DELLE VOTAZIONE

Oggetto: Destinazione dell utile d esercizio

FAVOREVOLI

Badge	Ragione Sociale	Proprio	Delega	Totale
**D	DEKA INVESTMENT MBH RE PKBMF	0	58.150	58.150
**D	DEKA MBH RE SPK-GOLDMUNZE-SARASIN	0	51.588	51.588
**D	HARTFORD LIFE INSURANCE COMPANY	0	278.385	278.385
**D	ROCKEFELLER & CO., INC	0	310.918	310.918
**D	CHINATRUST COMMERCIAL BANK LTD. AS	0	75.796	75.796
**D	SCHRODER GLOBAL ACTIVE VALUE FUND	0	64.608	64.608
**D	ALTRIA CLIENT SERVICES MASTER RETIREMENT TRUST	0	206.900	206.900
**D	AXA OFFSHORE MULTIMANAGER FUNDS TRUST -	0	5.390	5.390
**D	JPM CHASE BANK - PB - UK CORPORATIONS	0	80.179	80.179
**D	JP MORGAN CHASE RETIREMENT PLAN	0	993.089	993.089
**D	SCHRODER GLOBAL ENHANCED INDEX FUND	0	1.360.781	1.360.781
**D	UNIVERSITY OF HONG KONG STAFF TERMINAL B	0	19.442	19.442
**D	JPMORGAN CHASE BANK N.A.	0	8.248	8.248
**D	JPMORGAN CHASE BANK N.A.	0	26.534	26.534
**D	JPMORGAN INTERNATIONAL VALUE FUND	0	2.970.145	2.970.145
**D	BLACKROCK FISSION INDEXED INTL EQUITY FD	0	206.321	206.321
**D	ANZ WHOLESAL E INTERN.SHA RE NO. 1 FUND	0	22.888	22.888
**D	JPMORGAN INTERNATIONAL OPPORTUNITIES FUN	0	8.723.957	8.723.957
**D	BT INTERNATIONAL FUND	0	226.472	226.472
**D	BT EUROPEAN GROWTH FUND	0	257.884	257.884
**D	JPMORGAN INTREPID INTERNATIONAL FUND	0	3.332.148	3.332.148
**D	OMANTAS SUPERANNUATION PLAN	0	248.094	248.094
**D	MTEJ DAIDO LIFE FOREIGN EQUITY MOTHER FD	0	97.302	97.302
**D	BLACKROCK WHOLESAL E INDEXED INTERNATIONA	0	12.059	12.059
**D	VANGUARD INTERNATIONAL SHARE INDEX FUND	0	542.834	542.834
**D	CAPITAL WORLD GROWTH & INCOME FUND INC	0	2.040.574	2.040.574
**D	THE INCOME FUND OF AMERICA INC	0	26.073.247	26.073.247
**D	AXA EQUITABLE LIFE INSURANCE CO	0	14.584.600	14.584.600
**D	BT INSTITUTIONAL INTERNATIONAL SHARE INT	0	89.511	89.511
**D	BT WHOLESAL E CORE HEDGED GLOBAL SHARE FU	0	670.718	670.718
**D	SUPER FUNDS MANAG CORP SOUTH AUSTRALIA	0	32.123	32.123
**D	COMMINGLED PENSION TRUST FUND (INTREPID INTERNATIONAL) OF JPMORGAN CHASE BANK	0	453.000	453.000
**D	SUPERANNUATION FUNDS MANAGEMENT CORPORATION OF SOUTH AUSTRALIA	0	1.263.892	1.263.892
**D	AUSCOAL SUPERANNUATION FUND	0	483.643	483.643
**D	INTERNATIONAL GROWTH AND INCOME FUND	0	329.300	329.300
**D	BLACKROCK INTERNATIONAL ALPHA TILTS FUND	0	23.080.500	23.080.500
**D	CARSON AWARE INTERNATIONAL SHARES FUND	0	401.655	401.655
**D	WSP INTERNATIONAL EQUITIES TRUST	0	22.534	22.534
**D	BLACKROCK INDEXED ALL-COUNTRY EQUITY FUN	0	164.475	164.475
**D	ONEPATH GLOBAL SHARES LARGE CAP UNHEDGED	0	37.837	37.837
**D	EUROPACIFIC GROWTH FUND	0	745.395	745.395
**D	CAPITAL INCOME BUILDER INC	0	78.250.000	78.250.000
**D		0	31.752.779	31.752.779

317

LISTA ESITO DELLE VOTAZIONE

Oggetto: Destinazione dell utile d esercizio

FAVOREVOLI

Badge	Ragione Sociale	Proprio	Delega	Totale
**D	ANZ WHOLESAL INTERNATIONAL SHARE NO. 3	0	420.300	420.300
**D	UBS (US) GROUP TRUST	0	274.548	274.548
**D	OPTIMIX WHOLESAL GLOBAL SHARE TRUST	0	202.600	202.600
**D	LCORF PTY LTD FOR THE LABOUR UNION CO-O	0	52.429	52.429
**D	ADVANCE INTERNATIONAL SHARE INDEX FUND	0	399.318	399.318
**D	SUPERANNUATION FUNDS MANAGEMENT CORPORATION OF SOUTH AUSTRALIA	0	68.855	68.855
**D	JEMORGAN FUND II ICVC - JPM BALANCED MAN	0	21.094	21.094
**D	UBS ASSET MANAGEMENT LIFE LTD	0	82.919	82.919
**D	WESTMINSTER ATF ARTEMIS GLOBAL GROWTH F	0	1.384.000	1.384.000
**D	JPM MULTI-ASSET INCOME FUND	0	103.197	103.197
**D	JEMORGAN FUND ICVC - JPM CAUTIOUS MANAG	0	626.321	626.321
**D	SOUTHERN COMPANY SYSTEM MASTER RETIREMEN	0	2.150.750	2.150.750
**D	ARMSTRONG WORLD INDUSTRIES INC MASTER TR	0	68.741	68.741
**D	RETIREMENT INCOME PLAN OF SAUDI ARABIAN	0	142.939	142.939
**D	FLEXSHARES STOXX GLOBAL ESG IMPACT INDEX	0	2.348	2.348
**D	ASPIRIANT RISK MANAGED GLOBAL EQUITY FUND	0	3.971	3.971
**D	MINISTRY OF STRATEGY AND FINANCE	0	29.883	29.883
**D	MINISTRY OF STRATEGY AND FINANCE	0	3.593.583	3.593.583
**D	RETIREMENT INCOME PLAN OF SAUDI ARABIAN OIL COMPANY	0	96.300	96.300
**D	RETIREMENT INCOME PLAN OF SAUDI ARABIAN OIL COMPANY	0	36.679	36.679
**D	RETIREMENT INCOME PLAN OF SAUDI ARABIAN OIL COMPANY	0	215.721	215.721
**D	JNL-S&P INTERNATIONAL 5 FUND	0	470.433	470.433
**D	SBC MASTER PENSION TRUST	0	3.228.860	3.228.860
**D	FLEXSHARES STOXX GLOBAL BROAD INFRASTRUC	0	398.451	398.451
**D	AQR FUNDS - AQR INTERNATIONAL MULTI-STYLE FUND CORPORATION SERVICE COMPANY	0	274.482	274.482
**D	T ROWE PRICE INTERNATIONAL EQUITY INDEX	0	675.971	675.971
**D	EQ ADVISORS TRUST: EQ/PUTNAM INTERNA	0	1.451.111	1.451.111
**D	JNL/BLACKROCK GLOBAL ALLOCATION FUND	0	24.723.312	24.723.312
**D	MFS UTILITIES FUND	0	89.661	89.661
**D	AQR FUNDS - AQR INTERNATIONAL DEFENSIVE EQUITY FUND CORPORATION SERVICE COMPANY	0	302.818	302.818
**D	SBC MASTER PENSION TRUST SBC MASTER PENSION TRUST 208	0	1.170.475	1.170.475
**D	NVIT INTERNATIONAL INDEX FUND	0	333.385	333.385
**D	FLEXSHARES MORNINGSTAR DEVELOPED MARKETS	0	1.133.749	1.133.749
**D	JNL/MELLON CAPITAL INTNAL INDEX FUND	0	850.658	850.658
**D	EQ ADVISORS TST - ATM INTERNATIONAL MANA	0	95.215	95.215
**D	EQ ADVISORS TRUST - AXA TEMPLETON GLOBAL	0	385.295	385.295
**D	EQ ADVISORS TRUST-AXA GLOBAL EQ MANAGED	0	1.968.658	1.968.658
**D	NVIT MULTI-MANAGER INTERNATIONAL VALUE F	0	483.754	483.754
**D	EQ ADV. TRUST AXA INTL.CORE MANAGED VOLA	0	281.005	281.005
**D	AQR INTERNATIONAL EQUITY FUND	0	57.379	57.379
**D	AQR GLOBAL EQUITY FUND	0	2.218.200	2.218.200
**D	JNL/BROOKFIELD GLOBAL INFRASTRUCTURE FUND	0	9.323	9.323
**D	AQR FUNDS AQR TAX-MANAGED INTL MOMENTUM	0	396.800	396.800
**D	REYNOLDS AMERICAN DEFINED BENEFIT MASTER	0		

318

LISTA ESITO DELLE VOTAZIONE

Oggetto: Destinazione dell utile d esercizio

FAVOREVOLI

Badge	Ragione Sociale	Proprio	Delega	Totale
**D	FUNDACAO CALOUSTE GULBENKIAN	0	206.497	206.497
**D	FIDELITY CENTRAL INVESTMENT PORTFOLIOS L	0	2.144.571	2.144.571
**D	GOLDMAN SACHS TRUST - GOLDMAN SACHS DYNAMIC ALLOCATION FUND	0	406.618	406.618
**D	GOLDMAN SACHS TRUST-G.S.INTL.TAX MANAGED	0	3.267.978	3.267.978
**D	GOLDMAN SACHS TRUST- GOLDMAN SACHS INTER	0	233.525	233.525
**D	GOLDMAN SACHS STRATEGIC INTERNATIONAL EQ	0	599.820	599.820
**D	PETERCAM B FUND	0	70.000	70.000
**D	THE MASTER TRUST BANK OF JAPAN LTD	0	9.812.150	9.812.150
**D	THE MASTER TRUST BANK OF JAPAN LTD	0	8.354.295	8.354.295
**D	THE MASTER TRUST BANK OF JAPAN, LTD AS TRUSTEE FOR MUTB400045796	0	9.952.576	9.952.576
**D	JPMORGAN LIFE LIMITED	0	84.259	84.259
**D	JPMORGAN LIFE LIMITED	0	30.140	30.140
**D	SANLAM LIFE AND PENSIONS UK LIMITED	0	342.714	342.714
**D	STICHTING SHELL PENSIOENFONDS	0	2.769.674	2.769.674
**D	SHELL PENSIONS TRUST LIMITED AS TRUSTEE OF SHELL CONTRIBUTORY PENSION FUND	0	1.572.238	1.572.238
**D	TFL PENSION FUND	0	2.710.456	2.710.456
**D	FLUMBERG & MECHANICAL SERV (UK) INDUSTRY	0	26.588	26.588
**D	SOMERSET COUNTY COUNCIL PENSION FUND	0	220.482	220.482
**D	STICHTING ALGEMEEN PENSIOENFONDS PROVIDU	0	101.800	101.800
**D	THE MASTER TRUST BANK OF JAPAN, LTD. AS TRUSTEE FOR MUTB400045792	0	8.402.055	8.402.055
**D	VANGUARD TOTAL INTERNATIONAL STOCK INDEX	0	93.434.868	93.434.868
**D	PRUDENTIAL LEGACY INSURANCE COMPANY OF N	0	546.993	546.993
**D	MASTER TRUST BANK OF JAPAN, LTD. PENSION	0	9.676.019	9.676.019
**D	THE MASTER TRUST BANK OF JAPAN LTD	0	9.803.313	9.803.313
**D	VANGUARD FID COMPANY EUROPEAN STOCK INDE	0	430.918	430.918
**D	GOVERNMENT SUPERANNUATION FUND	0	1.482.312	1.482.312
**D	DEKA INVEST RE VSINVESTMENT GOCH-FONDS	0	150.000	150.000
**D	DEKA INVEST RE DEKA TRUST BALANCED-FONDS	0	170.929	170.929
**D	DEKA A-DIM-WETZLAR-FONDS	0	36.096	36.096
**D	DEKA A-DIM-WETZLAR-BALANCED-FONDS	0	27.900	27.900
**D	DEKA INVESTMENT GMBH RE SAPHIR-FONDS	0	21.100	21.100
**D	DEKA FUNDMASTER INVESTMENTGESELLSCHAFT M	0	17.913	17.913
**D	A-DOR-FONDS	0	79.227	79.227
**D	DEKA INVESTMENT GMBH RE DOHAMUN-FONDS DER IHK ZU DORTMUND	0	5.650	5.650
**D	DEKA INVESTMENT GMBH RE AWB-ES-FONDS	0	14.525	14.525
**D	DEKA INVEST GMBH DRUPA-FONDS	0	8.889	8.889
**D	DEKA INVESTMENT GMBH RE PERUENDE INVEST	0	9.544	9.544
**D	DEKA INVESTMENT GMBH RE DBU SARASIN GLOB	0	127.696	127.696
**D	DEKA INVEST RE DEKA-ZMV-FONDS	0	31.500	31.500
**D	DEKA INVESTMENT GMBH RE STADTBANH-FONDS	0	18.629	18.629
**D	DEKA INVEST REGIONALE-WUPPERTAL-FONDS	0	26.479	26.479
**D	DEKA INVESTMENT GMBH RE DEKA-KSG-FONDS	0	10.560	10.560
**D	DEKA INVEST MAULBRONN-STROMBERG-FONDS	0	19.836	19.836

319

LISTA ESITO DELLE VOTAZIONE

Oggetto: Destinazione dell utile d esercizio

FAVOREVOLI

Badge	Ragione Sociale	Proprio	Delega	Totale
**D	DEKA INVEST RE KOMMUNAL-TUT-BALANCED -FO	0	42.550	42.550
**D	DEKA INVESTMENT GMBH RE VER 03-FONDS	0	10.468	10.468
**D	KIRCHHEIM UNTER TECK FONDS	0	8.000	8.000
**D	DEKA INVEST GMBH RE BODENSEE-FONDS	0	7.000	7.000
**D	DEKA INVESTMENT GMBH RE DEKA-BR 20	0	11.611	11.611
**D	DEKA INVEST. GMBH RE A-KLB-MASTERFONDS	0	686.300	686.300
**D	DEKA INVEST RE PRIVAT VORSORGE AS-FONDS	0	320.000	320.000
**D	DEKA INVESTMENT GMBH RE PRODEKA	0	284.000	284.000
**D	DEKA INVEST GMBH RE AGR DENA I	0	50.031	50.031
**D	DEKA INVEST GMBH RE DEKA-CUX-LCR-FONDS	0	20.000	20.000
**D	DEKA INVESTMENT GMBH RE A-KSK FULDA-FOND	0	55.000	55.000
**D	DEKA INVESTMENT GMBH RE MFR-MASTERFONDS	0	116.306	116.306
**D	DEKA INV RE MKG DEUTSCHLAND BALANCE	0	4.300	4.300
**D	DEKA INVEST.GMBH RE A-HAM-FONDS	0	39.399	39.399
**D	DEKA INVESTMENT GMBH TRIANON-FONDS AKTIE	0	46.981	46.981
**D	DEKA INVEST. A-NORDHAUSEN 2-FONDS	0	60.300	60.300
**D	DEKA INVESTMENT GMBH RE S BROKER 1 FONDS	0	43.000	43.000
**D	DEKA INV. GMBH RE A-GOLDENE AUE-FONDS	0	75.000	75.000
**D	DEKA INVESTMENT GMBH RE A-SKGO-FONDS	0	20.000	20.000
**D	DEKA INVESTMENT GMBH RE LANDSBERG-FONDS	0	43.400	43.400
**D	DEKA INVESTMENT GMBH RE A-ASD-FONDS	0	26.600	26.600
**D	DEKA INVESTMENT GMBH RE A-AMISIA-FONDS	0	85.000	85.000
**D	DEKA INVESTMENT GMBH RE GRAF ENGELBERT I	0	96.816	96.816
**D	DEKA INVESTMENT GMBH RE TUT-MASTERFONDS	0	20.000	20.000
**D	DEKA A-BAD HERSFELD-FONDS	0	24.000	24.000
**D	DEKA INVESTMENT GMBH RE A WITTRING LCR FONDS	0	13.950	13.950
**D	DEKA INVESTMENT GMBH RE DEKA VALJE PLUS	0	214.211	214.211
**D	RAGS-FUNDMASTER	0	100.347	100.347
**D	KAPITALFORENINGEN PENSAM INVEST PSI 30 EUROPAEISKE AKTIER	0	1.367.405	1.367.405
**D	KAPITALFORENINGEN PENSAM INVEST PSI	0	44.760	44.760
**D	DEAM FONDS VVK 2	0	22.521	22.521
**D	DEAM-FONDS MMII DEUT ASSET MAN INV	0	178.122	178.122
**D	ALLIANZGI-FONDS DSPT	0	602.914	602.914
**D	UKA-FONDS	0	141.870	141.870
**D	SCHRODER DIVERSIFIED GROWTH FUND	0	184.862	184.862
**D	THE MASTER TRUST BANK OF JAPAN LTD	0	325.174	325.174
**D	BUREAU OF LABOR FUNDS- LABOR PENSION FUND	0	1.439.557	1.439.557
**D	BUREAU OF LABOR FUNDS-LABOR INSURANCE FUND	0	966.239	966.239
**D	BUREAU OF LABOR FUNDS-LABOR INSURANCE FUND	0	80.895	80.895
**D	NATIONWIDE INTERNATIONAL INDEX FUND	0	853.299	853.299
**D	STICHTING ASR BEWAARDER	0	1.385.753	1.385.753
**D	JPMORGAN EUROPEAN INVESTMENT TRUST PLC	0	384.708	384.708
**D	KAPITALFORENINGEN INSTITUTIONEL INVESTOR EUROPAEISKE AKTIER	0	177.387	177.387

320

LISTA ESITO DELLE VOTAZIONE

Oggetto: Destinazione dell utile d esercizio

FAVOREVOLI

Badge	Ragione Sociale	Proprio	Delega	Totale
**D	PENSIONSKASSEN FOR BORNE-OG UNGDOMS	0	393.450	393.450
**D	STATE OF WYOMING	0	345.106	345.106
**D	TRUST AND CUSTODY SERVICED BANK LIMITED	0	1.596.246	1.596.246
**D	DEKA INV RE HASPA POTENZ GERMANY NONAIF	0	68.000	68.000
**D	DEKA INTL S.A GLOBALE AKTIEN LOWRISK	0	277.360	277.360
**D	INTERNATIONAL FUND MANAGEMENT S.A.	0	24.010	24.010
**D	DEKA INTERNATIONAL S.A. RE DEKA-EUROSTOC	0	2.613.821	2.613.821
**D	DEKA INTERNATIONAL S.A RE DEKA-EURO PAGARANT	0	620.303	620.303
**D	DEKA INTERNATIONAL S.A. RE DEKA PRIVATE	0	4.600	4.600
**D	DEKA INTERNATIONAL S.A RE DEKALUX-EUROPA	0	580.000	580.000
**D	DEKA INTERNATIONAL S.A. RE DEKA-EUROPAVA	0	183.800	183.800
**D	INTERNATIONAL FUND MANAGEMENT S.A. RE IF	0	3.170.000	3.170.000
**D	INTERNATIONAL FUND MANGEMENT S.A. RE IFM	0	520.000	520.000
**D	EQ ADV TRUST EQ/INT. EQ. INDEX PORTFOLIO	0	2.088.879	2.088.879
**D	EQ ADVISORS TRUST-AXA/AB DYNAMIC GROWTH	0	326.760	326.760
**D	EQ ADVISORS TRUST-AXA INTL.MANAGED VOLAT	0	1.101.126	1.101.126
**D	BOILERMAKERS NATIONAL ANNUITY TRUST	0	79.378	79.378
**D	VANTAGETRUST III MASTER COLLECTIVE INVES	0	3.039.866	3.039.866
**D	THE MASTER TRUST BANK OF JAPAN LTD	0	166.988	166.988
**D	STICHTING PENSIOENFONDS VOOR HUIJARTSEN	0	478.380	478.380
**D	THE MASTER TRUST BANK OF JAPAN	0	170.266	170.266
**D	BUREAU OF LABOR FUNDS-LABOR INSURANCE FUND	0	208.295	208.295
**D	BUREAU OF LABOR FUNDS - LABOR RETIREMENT FUND	0	54.304	54.304
**D	BUREAU OF LABOR FUNDS - LABOR RETIREMENT	0	18.597	18.597
**D	MISSOURI EDUCATION PENSION TRUST	0	695.708	695.708
**D	CITY OF PHILADELPHIA PUBLIC RETIREMENT	0	363.805	363.805
**D	NEW YORK STATE COMMON RETIREMENT FUND	0	7.280.566	7.280.566
**D	FIDELITY INVESTMENT FUNDS - FIDELITY	0	78.074	78.074
**D	SCHRODER QEP GLOBAL CORE FUND	0	388.919	388.919
**D	SCHRODER QEP GLOBAL ACTIVE VALUE FUND	0	893.142	893.142
**D	FIDELITY INVESTMENT FUNDS - FIDELITY MONEYBUILDER WORLD INDEX FUND	0	411.865	411.865
**D	MASTER TRUST FOR NATIONAL PENSION FD	0	109.309	109.309
**D	THE MASTER TRUST BANK OF JAPAN LTD	0	96.828	96.828
**D	TRUST AND CUSTODY SERVICED BANK LIMITED	0	155.632	155.632
**D	COLUMBIA CAPITAL ALLOCAT.MODERATE CONSER	0	67.021	67.021
**D	COLUMBIA CAPITAL ALLOCATION AGGRESSIVE P	0	36.108	36.108
**D	COLUMBIA CAPITAL ALLOCATION CONSERVATIVE	0	40.290	40.290
**D	JPMORGAN INSURANCE TRUST GLOBAL ALLOCATI	0	23.622	23.622
**D	JPMORGAN DIVERSIFIED FUND	0	17.304	17.304
**D	JPMORGAN INCOME BUILDER FUND	0	290.499	290.499
**D	COMMINGLED PEN TR FD INTL(RES.ENHAN.IND)	0	1.422.428	1.422.428
**D	COMMINGLED PENSION TR FUN INT OPPORTUNIT	0	80.830	80.830
**D		0	4.407.658	4.407.658

321

LISTA ESITO DELLE VOTAZIONE

Oggetto: Destinazione dell utile d esercizio

FAVOREVOLI

Badge	Ragione Sociale	Proprio	Delega	Totale
**D	JPMORGAN INTERNAT. RESEARCH ENHANCED EQUI	0	2.413.502	2.413.502
**D	MFS GLOBAL ALTERNATIVE STRATEGY FUND	0	29.398	29.398
**D	JPMORGAN GLOBAL ALLOCATION FUND	0	524.701	524.701
**D	JPMORGAN GLOBAL RESEARCH ENHANCED INDEX FUND	0	3.225.979	3.225.979
**D	PGIM INVESTMENTS INC THREE GATEWAY CENTE	0	10.045	10.045
**D	MFS INTERNATIONAL RESEARCH EQUITY LLC	0	90.232	90.232
**D	PROVEDA GLOBAL EQUITY, LP	0	3.936	3.936
**D	MMA PRAXIS INTERNATIONAL INDEX FUND	0	86.564	86.564
**D	NEW MEXICO STATE INVESTMENT COUNCIL	0	550.878	550.878
**D	JPMORGAN DIVERSIFIED REAL RETURN FUND	0	23.959	23.959
**D	OWENS CORNING DEFINED BENEFIT MAS TR	0	95.760	95.760
**D	VERMONT PENSION INVESTMENT COMMITTEE	0	762.716	762.716
**D	DELTA MASTER TRUST	0	103.349	103.349
**D	RETIREMENT PLAN FOR EMPLOYEES OF AETNA I	0	43.817	43.817
**D	KATHERINE C. MOORE CHARITABLE LEAD ANNUITY TRUST II	0	6.060	6.060
**D	JPMORGAN DIVERS RETURN EU EQUIT ETF	0	26.120	26.120
**D	PROSHARES HEDGED FTSE EUROPE ETF	0	3.668	3.668
**D	O' SHARES FTSE EUROPE QUALITY DIVIDEND ET	0	54.810	54.810
**D	DUKE ENERGY RETIREMENT SAVINGS PLAN	0	396.100	396.100
**D	THE KATHERINE MOORE REVOCABLE TRUST	0	15.133	15.133
**D	OPPENHEIMER MACQUARIE GLOBAL INFRASTRUCR	0	57.795	57.795
**D	MULTI-MAN DIRECT ALTERNATIVE STRATE FUND	0	171.889	171.889
**D	VALEO NORTH AMERICA, INC. MASTER PENSION	0	65.067	65.067
**D	FIDELITY INVESTMENTS MONEY MANAGEMENT INC	0	8.517	8.517
**D	SCHRODER GLOBAL MULTI-CAP VALUE PORTFOLIO I.P	0	24.270	24.270
**D	NEW MEXICO STATE INVESTMENT COUNCIL	0	1.121.765	1.121.765
**D	JAB CONSOLIDATED LTD	0	1.426	1.426
**D	JFB I LTD	0	1.345	1.345
**D	FM KIRBY DTD TRUST 1/3/75 FBO JEFFERSON W KIRBY	0	6.506	6.506
**D	FM KIRBY TRUST DTD 1/3/75 FBO S DILLARD KIRBY	0	8.853	8.853
**D	F.M.KIRBY TRUST DATED 1/3/75 FBO FRED M. KIRBY III	0	6.505	6.505
**D	UBS FTSE RAFI DEVELOPED 1000 INDEX FUND	0	304.555	304.555
**D	LA CAISSE COMMUNE DES COMMISSIONS DES REGIMES DES EMPLOYES MANUELS DE LA VILLE DE MONTREAL	0	99.894	99.894
**D	THE PHASE INVESTMENT FUND	0	65.696	65.696
**D	LABORERS PENSION FUND OF WESTERN CANADA	0	136.800	136.800
**D	AURION INTERNATIONAL DAILY EQUITY FD	0	38.574	38.574
**D	SHELL CANADA 2007 PENSION TRUST	0	205.878	205.878
**D	SUN LIFE MFS LOW VOLATILTY INTERNATION	0	119.297	119.297
**D	BENTON INVESTMENT FUND	0	82.970	82.970
**D	MANULIFE ASSET MANAGEMENT GLOBAL FUND	0	801.495	801.495
**D	MANULIFE GLOBAL DIVIDEND GROWTH FUND	0	770.293	770.293
**D	REGIME DE RETRAITE DE L'UNIVER DU QUEBEC	0	182.066	182.066
**D	THE BOMBARDIER TRUST (UK)	0	1.604.605	1.604.605

322

LISTA ESITO DELLE VOTAZIONE  
 Oggetto: Destinazione dell utile d esercizio

FAVOREVOLI

Badge	Ragione Sociale	Proprio	Delega	Totale
**D	BOMBARDIER TRUST(CANADA) GLOBAL EQUIT FU	0	443.880	443.880
**D	BOMBARDIER TRUST (CANADA) REAL RETURN AS	0	1.109.026	1.109.026
**D	THE BOMBARDIER TRUST (UK)	0	120.322	120.322
**D	BOMBARDIER TRUST(CANADA) GLOBAL EQUIT FU	0	171.679	171.679
**D	BROOKFIELD GLOBAL INFRASTRUCTURE SECURIT	0	340.600	340.600
**D	BROOKFIELD GLOBAL LISTED INFRASTRUCTURE	0	827.900	827.900
**D	DOFASCO EMPLOYEES SAV & PRO SHARING FUND	0	55.424	55.424
**D	ARCEORMITAL DOFASCO INC HYBRID PLAN	0	238.697	238.697
**D	EL FINANCIAL CORPORATION LIMITED	0	159.800	159.800
**D	EL FINANCIAL CORPORATION LIMITED	0	445.000	445.000
**D	ELECTRICAL INDUSTRY PENS TR FUND ALBERTA	0	75.200	75.200
**D	FONDS DE SOLIDARITE DES TRAV.QUEBEC FTQ	0	153.447	153.447
**D	FONDS COMMUN REG RETRAITE UNIVERSIT LAV	0	45.310	45.310
**D	FU715 FONDS INDUSTRIELLE ALLIANCE	0	75.939	75.939
**D	PERPETUAL ECONOMIC DIVERSIF. GLOBAL EQUI	0	94.760	94.760
**D	CUSTOM PORTFOLIO SOLUTIONS GLOBAL MAN T	0	5.247	5.247
**D	MACQUARIE GLOBAL INFRASTRUCTURE INCOME F	0	88.367	88.367
**D	HEXAVEST EUROPE FUND	0	2.255.514	2.255.514
**D	HEXAVEST EUROPA FUND	0	94.130	94.130
**D	REGIME DE RETRAITE D HYDRO QUEBEC	0	615.700	615.700
**D	PERPETUAL PRIVATE INTERNAT SHARE FUND	0	569.700	569.700
**D	PAVILLON INTERNAT FOCUSED EQUITY POOL	0	73.800	73.800
**D	MANULIFE INTERNATIONAL EQUITY INDEX FUND	0	33.427	33.427
**D	MANULIFE INVESTMENT EXCHANGE FUND CORP	0	252.000	252.000
**D	MANULIFE GLOBAL INFRASTRUCTURE FUND	0	724.900	724.900
**D	MANULIFE SOBEYS GLOBAL EQUITY FUND UT	0	341.400	341.400
**D	MANULIFE GLOBAL ENHANCED EQUITY FUND AQR	0	3.175	3.175
**D	MFS GLOBAL RESEARCH FUND	0	805.248	805.248
**D	MFS CANADIAN EQUITY PLUS FUND	0	14.229	14.229
**D	ASSOCIATION BIENF RETR POL VILLE MONTREA	0	86.200	86.200
**D	NATWEST DEP SW SVSTPI IBI GS C	0	318.480	318.480
**D	REG RETR EMPL MANUELS VILLE MONTREAL	0	230.393	230.393
**D	PACIFIC SALMON COMMISSION LSV	0	94.300	94.300
**D	CIDEL BANK & TRUST INC AS TRUSTEE	0	35.645	35.645
**D	ALDER INVESTMENT FUND	0	129.279	129.279
**D	NORFOLK PENSION FUND	0	1.146.240	1.146.240
**D	M AND S WORLDWIDE MANAGED FUND WORL	0	350.434	350.434
**D	SOUTH YORKSHIRE PENSIONS AUTHORITY	0	1.270.000	1.270.000
**D	WEST MIDLANDS METROPOLITAN AUT PENS FD	0	1.942.000	1.942.000
**D	WEST YORKSHIRE PENSION FUND	0	1.750.000	1.750.000
**D	CITY E COUNTY OF SWANSEA PENSION FUND	0	277.472	277.472
**D	HENDERSON INTERNATIONAL INCOME TRUST PLC	0	891.500	891.500
**D	BEC PENSION SCHEME	0	1.268.300	1.268.300

Azionisti: 2729 Teste: 18  
 Azionisti in proprio: 10 Azionisti in delega: 2719

323



LISTA ESITO DELLE VOTAZIONE  
 Oggetto: Destinazione dell utile d esercizio

FAVOREVOLI

Badge	Ragione Sociale	Proprio	Delega	Totale
**D	NATIONAL GRID UK PENSION SCHEME	0	1.622.846	1.622.846
**D	PHOENIX UNIT TRUST MANAGERS EURO	0	262.486	262.486
**D	PHOENIX UNIT TRUST MANAGERS BOTHWELL EUROPE FUND	0	4.438.396	4.438.396
**D	DE SHAW VALUE ALL COUNTRY ALPHA EXTENSION FUND	0	242.487	242.487
**D	KBI GLOBAL RESOURCES SOLUTIONS CIIT	0	36.246	36.246
**D	JPMORGAN MULTI BALANCED FUND	0	201.595	201.595
**D	DPAM CAP B EQU EMU INDEX	0	1.584.964	1.584.964
**D	DPAM DBI-RTD EQUITIES EMU	0	164.339	164.339
**D	DPAM CAP B EQU EUROPE IND	0	587.081	587.081
**D	II EQUITIES EURO	0	535.000	535.000
**D	DPAM CAP B EQU EMU BEH VAL	0	3.000.000	3.000.000
**D	JSS INVESTMENTFONDS	0	1.756.565	1.756.565
**D	SCHWAB INTERNATIONAL INDEX FUND	0	1.918.958	1.918.958
**D	THE MASTER TRUST BANK OF JAPAN LTD	0	132.000	132.000
**D	FIDELITY FUNDS SICAV	0	41.846.119	41.846.119
**D	FTL LIMITED	0	4.342	4.342
**D	JAPAN TRUSTEE SERVICES BANK LTD	0	103.608	103.608
**D	THE MASTER TRUST BANK OF JAPAN LTD	0	20.510	20.510
**D	SCHWAB FUNDAMENTAL INTER LARGE COMP IN F	0	1.410.149	1.410.149
**D	THE MASTER TRUST BANK OF JAPAN LTD	0	252.000	252.000
**D	HSBC POOLED INVESTMENT FUND, HSBC POOLED EUROPEAN EQUITY FUND	0	7.274.060	7.274.060
**D	SHENPP EURO INDEX SECURITY MASTER INVEST	0	78.057	78.057
**D	AG2R REUNICA PREVOYANCE	0	320.000	320.000
**D	SAINT MARTIN 2	0	1.117.542	1.117.542
**D	BNPP RETRAITE RESPONSABLE 2031 2033	0	62.055	62.055
**D	IRCOM RETRAITE DIVERSIFIE	0	260.000	260.000
**D	FCPE GPE FMC FCE DIV BNP	0	43.857	43.857
**D	FCPE LIMACTIF	0	65.263	65.263
**D	FCPE LESAFFRE EQUILIBRE RESPO AND SOLIDA	0	118.152	118.152
**D	FCPE BMS ACTIONS	0	88.959	88.959
**D	BNP PARIBAS RETRAITE 2025 2027	0	201.655	201.655
**D	FCP BNP PARIBAS ACTIONS EUROLAND	0	906.066	906.066
**D	FCP BNP PARIBAS ACTIONS EUROPE	0	31.976	31.976
**D	FCP NATIO-FONDS COLLINE 1	0	3.794.277	3.794.277
**D	BNP EURO VALEURS DURAB	0	1.186.976	1.186.976
**D	ALM ACT ZONE EUR ISR	0	2.700.000	2.700.000
**D	FCPE SAUR EPARGNE	0	177.502	177.502
**D	FCPE FDS DIVERSIF.TEL 1	0	35.963	35.963
**D	FCP ALM ACTIONS EURO	0	3.340.000	3.340.000
**D	FCP NF COLLINES INVEST 3	0	2.587.012	2.587.012
**D	BNP PARIBAS RETRAITE	0	67.897	67.897
**D	BNP PARIBAS RETRAITE 75	0	233.183	233.183
**D	BNP PARIBAS RETRAITE 100	0	775.026	775.026

Azionisti: 18  
 Azionisti in proprio: 10  
 Azionisti in delega: 2719  
 Teste: 2729

324

LISTA ESITO DELLE VOTAZIONE  
 Oggetto: Destinazione dell'utile d'esercizio

FAVOREVOLI

Badge	Ragione Sociale	Proprio	Delega	Totale
**D	FCPE MULTIPAR EQ. SOC. RES	0	732.543	732.543
**D	FCPE MULTIPAR ACTS SR	0	1.159.314	1.159.314
**D	BNP PARIBAS EUROPE DIV RESPONSABLE	0	1.145.408	1.145.408
**D	MULTIPAR SOLIDAIRE DYNA SR	0	1.652.941	1.652.941
**D	BNP PARIBAS ACT EUR RESP	0	1.904.470	1.904.470
**D	FCP CAMGEST VALEURS EURO	0	567.632	567.632
**D	FCPE HORIZON EP. ACTION	0	54.155	54.155
**D	FCP GERISO	0	19.191	19.191
**D	FCP DIVERS D&O CAMGEST	0	87.621	87.621
**D	FCP LITHIUM	0	899.357	899.357
**D	BNPP RETR RESP 2025 2027	0	73.342	73.342
**D	BNPP RET RESP 2028 2030	0	56.653	56.653
**D	FCPE HARMONY	0	68.937	68.937
**D	CRCEF BNPP AM	0	175.018	175.018
**D	MAIF INVEST RESFO EUROPE	0	388.377	388.377
**D	GROUPAMA GAN VIE	0	632.260	632.260
**D	FCP GROUPAMA FCRI	0	108.752	108.752
**D	FCP PARIS VAL DE LOIRE ACTIONS EURO	0	120.902	120.902
**D	FCP GROUPAMA RHONES ALPES AUVERGNE	0	20.855	20.855
**D	FCP GROUPAMA GRAND EST	0	34.615	34.615
**D	FCP GROUPAMA LOIRE BRETAGNE	0	27.808	27.808
**D	FCPE GERP DEV DUR EQUILLIBRE	0	304.000	304.000
**D	FCP GAN FRANCE SELECT	0	91.178	91.178
**D	FCP TA-ITA OBBLIGAZIONI	0	90.865	90.865
**D	FCP GROUPAMA CR GENOVA 1	0	146.039	146.039
**D	FCP GROUPAMA CR ACTIONS EUROS	0	104.143	104.143
**D	FCP GR.NORD EST ACTIONS	0	88.912	88.912
**D	FCP WALLON	0	142.952	142.952
**D	FCP GROUPAMA DEPENDANCE	0	19.536	19.536
**D	FCP GROUPAMA AAXA	0	51.861	51.861
**D	FCP GAN EUROSTRATEGIE	0	104.603	104.603
**D	FCP ASTORG CROISSANCE EMERGING	0	247.666	247.666
**D	FCPE GROUPAM EPARGNE RESPONSABLE PERSPEC	0	360.000	360.000
**D	FCPE GROUPAMA EPARGNE RESPONSABLE	0	355.300	355.300
**D	FCP GROUPAMA LOIRE BRETAGNE 2	0	15.367	15.367
**D	FCP MICHELET UK TUNNEL	0	30.849	30.849
**D	FCP ASTORG FLEXIBLE ALLOCATION	0	186.423	186.423
**D	FCP ASTORG TUNNEL SIX	0	534.780	534.780
**D	AGIPI MONDE DURABLE	0	257.829	257.829
**D	FCP AIR FRANCE IFC	0	68.548	68.548
**D	AXA INTERNATIONAL ACTIONS	0	9.000	9.000
**D	FCP AXIVA ACTION 1	0	61.645	61.645
**D	AXA ROSENBERGER INTERNATIONAL	0	246.000	246.000

325

LISTA ESITO DELLE VOTAZIONE  
 Oggetto: Destinazione dell utile d esercizio

FAVOREVOLI

Badge	Ragione Sociale	Proprio	Delega	Totale
**D	AXA ROSENBERG EUROBLOC	0	2.775.000	2.775.000
**D	FCP SAKKARAH 7	0	172.520	172.520
**D	BARYUM QUANT FCP	0	567.000	567.000
**D	GA FUND L	0	17.219	17.219
**D	PARVEST	0	696.148	696.148
**D	PARVEST	0	5.748.072	5.748.072
**D	BNP PARIBAS LI	0	563.034	563.034
**D	PARVEST	0	540.386	540.386
**D	PARVEST	0	408.000	408.000
**D	AXA LEBEN AG	0	102.000	102.000
**D	AXA VERSICHERUNGEN AG	0	232.838	232.838
**D	CM EUROPE ACTIONS	0	127.000	127.000
**D	FCP CIC TECHNO COM	0	1.763.359	1.763.359
**D	FCP UNION EUROPE	0	1.361.042	1.361.042
**D	UNION EUROPE VALJOE	0	1.132.155	1.132.155
**D	FCP CM ACTIONS EURO	0	104.989	104.989
**D	FCP UNION LONG SHORT EUROPE	0	1.082.903	1.082.903
**D	UNIVERSE THE CMI GLOBAL NETWORK FUND	0	2.451.255	2.451.255
**D	JO HAMBRO CAPITAL MANAGEMENT UMBRELLA FU	0	257.492	257.492
**D	CAPITAL GROUP ABSOLUTE INCOME GROWER COM	0	7.750	7.750
**D	CAPITAL GUARDIAN ALL COUNTRY WORLD EQUITY FUND FOR TAX - EXEMPT TRUSTS	0	72.882	72.882
**D	FQ ESSENTIAL BETA FUND LTD	0	1.177.079	1.177.079
**D	CAPITAL GROUP EMPLOYEE BENEFIT INV.TRUST	0	47.367	47.367
**D	CAPITAL INTERNATIONAL WORLD EQUITY	0	93.148	93.148
**D	STATE FARM MUTUAL AUTOMOBILE INS.CO	0	3.000	3.000
**D	EQ ADVISORS TRUST - AXA SMARTBETA EQUITY	0	3.755.946	3.755.946
**D	PUBLIC EMPLOYEES RETIREMENT SYSTEM OF OH	0	1.040.358	1.040.358
**D	AVIVA LIFE & PENSIONS UK LIMITED	0	735.817	735.817
**D	GREATER MANCHESTER PENSION FUND	0	171.408	171.408
**D	LINCOLNSHIRE COUNTY COUNCIL PENSION FUND	0	17.799.691	17.799.691
**D	UNIVERSITIES SUPERANNUATION SCHEME	0	3.512.672	3.512.672
**D	AVIVA LIFE AND PENSIONS UK LIMITED	0	467.446	467.446
**D	NEW YORK STATE COMMON RETIREMENT FUND	0	105.000	105.000
**D	AXA ROSENBERG EUROPEAN FUND	0	489.000	489.000
**D	AXA ROSENBERG GLOBAL FUND	0	422.650	422.650
**D	FIDELITY INSTITUTIONAL PAN EUROPEAN FUND	0	129.685	129.685
**D	STATE FARM INSURANCE CO EMPLO.RET TS	0	3.000	3.000
**D	1290 FUNDS - 1290 SMARTBETA EQUITY FUND	0	185.904	185.904
**D	CAPITAL GUARDIAN INTERNATIONAL (NON US) EQUITY FUND FOR TAX EXEMPT TRUSTS	0	30.500	30.500
**D	CAPITAL GUARDIAN GLOBAL EQUITY FUND	0	222.603	222.603
**D	NBMC EAFE EQUITY INDEX FUND - CLASS N	0	167.800	167.800
**D	THE PENS PL OF THE UNITED CHURCH OF CAN	0	42.000	42.000
**D	AXA INSURANCE UK PLC	0	705.000	705.000
**D	AXA INSURANCE LIMITED	0		

326

Azionisti: 2729 Teste: 18  
 Azionisti in proprio: 10 Azionisti in delega: 2719

LISTA ESITO DELLE VOTAZIONE  
 Oggetto: Destinazione dell utile d esercizio

FAVOREVOLI

Badge	Ragione Sociale	Proprio	Delega	Totale
**D	FTSE ALL WORLD INDEX FUND	0	494.560	494.560
**D	FRIENDS LIFE LIMITED	0	1.680.741	1.680.741
**D	CENTRAL FINANCE BOARD METHODIST CHURCH	0	46.000	46.000
**D	FLF STRATEGIC GLOBAL EQUITY FUND	0	247.618	247.618
**D	REASSURE LIMITED	0	269.678	269.678
**D	HSBC EUROPEAN INDEX FUND	0	1.476.059	1.476.059
**D	FRIENDS LIFE AND PENSIONS LIMITED	0	122.121	122.121
**D	AXA GLOBAL DISTRIBUTION FUND	0	111.000	111.000
**D	HSBC INSTITUTIONAL TRUST SERVICES	0	343.554	343.554
**D	HSBC ETFS PLC	0	455.762	455.762
**D	HSBC GLOBAL INVESTMENT FUNDS	0	533.680	533.680
**D	HSBC GLOBAL INVESTMENT FUNDS EUROPEAN EQ	0	452.429	452.429
**D	HSBC GLOBAL INVESTMENT FUNDS	0	79.903	79.903
**D	SEI SYSTEMATIC FIN MGMT MSTR	0	79.300	79.300
**D	LOMBARD ODIER FUNDS (SWITZERLAND) SA I3D	0	976.801	976.801
**D	TRUST E CUSTODY SERVICES BANK LTD	0	1.151.702	1.151.702
**D	TRUST & CUSTODY SERVICES BANK LTD AS TRUSTEE FOR PENSION INVESTMENT FUND TRUST NUMBER 21	0	208.301	208.301
**D	MHB (LUX)/TMA UMBRELLA FUND-GLOBAL EQUI	0	52.600	52.600
**D	NIKKO AM INVESTMENT TRUST (LUXEMBOURG) - NIKKO AM INTECH KOKUSAI FUND	0	1.462	1.462
**D	TMA UMBRELLA FD-TMA ACWI EX-JAPAN PORTF.	0	69.900	69.900
**D	ASR LEVENVERZEKERING N.V.	0	369.589	369.589
**D	ASR EURO AANDELEN POOL (ASSETS)	0	335.575	335.575
**D	AMEV LEVEN BELEGGINGEN	0	1.161.685	1.161.685
**D	AMERSF ALG BELEGGINGEN INZAKE AOV	0	153.521	153.521
**D	ASR AANVULLENDE ZIETEKOSTENVERZEKERING	0	20.732	20.732
**D	EUROPEESCHE VERZEKERING MAATSCHAPPIJ NV	0	9.498	9.498
**D	AMEV SCHADE BELEGGINGEN	0	262.616	262.616
**D	AXENT NABESTAANDENZORG N.V.	0	199.341	199.341
**D	ASR LEVENVERZEKERING DE EENDRAGT PENSIO	0	120.429	120.429
**D	SWISSCANTO FONDSLEITUNG AG	0	3.267.941	3.267.941
**D	SWISS NATIONAL BANK	0	28.906.619	28.906.619
**D	GLOBAL INFRASTR DIV FOCUS EQUITY FUND	0	7.911.592	7.911.592
**D	PHITRUST ACTIVE INVESTORS EURO ACTIVE INVESTORS FUND	0	19.422	19.422
**D	HSBC EUROPEAN GROWTH FUND	0	1.320.817	1.320.817
**D	AI DEVELOPED EUROPEAN EX UK EQUITY	0	187.646	187.646
**D	GAM INVESTMENT MANAGEMENT (SWITZERLAND) LTD.	0	390.853	390.853
**D	D.E SHAW COUNTRY GLOBAL ALPHA EXTENSION PORTFOLIOS LLC	0	235.540	235.540
**D	DIVERSIFIE ACTIONS 50-65 DU CD	0	9.013	9.013
**D	FONDO GESTIELLE OBIETTIVO ITALIA DI ALETTI GESTIELLE S.G.R.	0	16.788	16.788
**D	GESTIELLE CEDOLA ITALY OPPORTUNITY DI ALETTI GESTIELLE SGR	0	1.650.000	1.650.000
**D	FONDO GESTIELLE PROFILIO CEDOLA DI ALETTI GESTIELLE SGR SPA	0	850.000	850.000
**D	FONDO GESTIELLE OBIETTIVO EUROPA DI ALETTI GESTIELLE S.G.R.	0	330.000	330.000
**D		0	200.000	200.000

327

LISTA ESITO DELLE VOTAZIONE  
 Oggetto: Destinazione dell utile d esercizio

FAVOREVOLI

Badge	Ragione Sociale	Proprio	Delega	Totale
**D	FONDO GESTIELLE OBIETTIVO INTERNAZIONALE DI ALETTI GESTIELLE	0	200.000	200.000
**D	ALAS INV SERVICESMONDRIAN INV	0	224.261	224.261
**D	DREYFUS VARIABLE INTERNATIONAL VAL	0	121.052	121.052
**D	AZL NFJ INTERNATIONAL VALOE FUND	0	33.339	33.339
**D	FTB FBO MEA ADVANCE INVEST MANAGERS	0	51.566	51.566
**D	BOK TRANSO ENERGY EMP WEL BEN TR	0	11.800	11.800
**D	RPTCL GRPF RUSSELL MOMENTUM	0	197.247	197.247
**D	DEUTSCHE XIRKS MSCI ALL WORLD HDG	0	38.027	38.027
**D	BNYMTCIL CGF EUR EQ FD	0	225.000	225.000
**D	BNYMTCIL MK DIVGRTFD	0	3.180	3.180
**D	DREYFUS GLOBAL INFRASTRUCTURE FUND	0	26.860	26.860
**D	DREYFUS STRATEGIC BETA GLOBAL EQ FD	0	22.898	22.898
**D	BOK KIC AAEQ 3	0	306.568	306.568
**D	MSAR SCHRODER	0	257.048	257.048
**D	BOK KIC GAEQ 21	0	1.102.304	1.102.304
**D	BOK MCM DM PEQ	0	344.964	344.964
**D	BOK KIC GAEQ16	0	1.493.489	1.493.489
**D	NNIP BM I NNIP GLOBAL EQUITY FUND	0	6.736.569	6.736.569
**D	SUBSIDIZED SCHOOLS P FUND NORTHERN	0	182.537	182.537
**D	NN PFINV NN PREMIUM DIVIDEND FUND	0	809.107	809.107
**D	NN PFINV NN EUROPE FUND	0	2.461.651	2.461.651
**D	NN PFINV NN GLOBAL FUND	0	6.441.822	6.441.822
**D	ACHIT HAI RHUMBLINE EAFE	0	10.327	10.327
**D	HRCD RPMT HAP RHUMBLINE EAFE	0	6.573	6.573
**D	PS FTSE IO BT EQ WT PORT	0	43.145	43.145
**D	NATWEST DEP SPF EUROPE EQ SSGA	0	189.313	189.313
**D	KAPITALFORENINGEN EMD INVEST, GLOBALE AK TIER/II	0	45.086	45.086
**D	KAPITALFORENINGEN EMD INVEST, GLOBALE AK TIER/III	0	53.423	53.423
**D	55002 UP EUROPAISKE AKTIER	0	1.144.111	1.144.111
**D	CEP DEP IP GLOBAL EX UK ENHAN IND	0	134.080	134.080
**D	CEP DEP IP EUROPEAN EQTY INCOME	0	3.567.221	3.567.221
**D	CEP DEP IP EUROPEAN HIGH INCOME	0	67.137	67.137
**D	55041 KUP GLOBALE AKTIER IV	0	16.346	16.346
**D	BNYMTCIL IFS INV CONT EURO EQ FD	0	508.693	508.693
**D	56053 IP GLOBAL EQUITILES I	0	376.531	376.531
**D	NON US EQUITY MGRS PORT 4 LSV	0	649.000	649.000
**D	GOLDMAN SACHS GMS ERISA GROUP TRUST	0	156.200	156.200
**D	LSV NONUS EQUITY LCLIC	0	718.600	718.600
**D	NONUS EQUITY MGRSPORT 1 ACADIANAN	0	40.024	40.024
**D	NONUS EQ MANAGERS PORT 3ACADIANAN	0	339.120	339.120
**D	TACS NONUS EQUITY CORE MKT CONTINU	0	834.348	834.348
**D	AST PRU GRWTH ALL PTF QMA EAFE PDEF	0	2.598.765	2.598.765
**D	PS-TSRAFI EU UCITS ETF BNYMTCIL	0	20.908	20.908

328

LISTA ESITO DELLE VOTAZIONE  
 Oggetto: Destinazione dell utile d esercizio

FAVOREVOLI

Badge	Ragione Sociale	Proprio	Delega	Totale
**D	PS FTRA ALLWL3000 UCITSETF BNYMTCIL	0	21.028	21.028
**D	PS FTSE RAFI DEVEL MAR EX US PORT	0	1.223.687	1.223.687
**D	CSCM HLGs LLC INTL EQTY AC	0	13.176	13.176
**D	FT ISE GLOBAL WIND ENERGY INDEX FND	0	251.218	251.218
**D	PFI DIV REAL ASSET FUND BROOKFIELD	0	556.800	556.800
**D	PRU INV PRT INC PRU BALANCED FD	0	14.559	14.559
**D	PRU QMA WRLD FD INC PRU INT EQTY	0	110.951	110.951
**D	PRU SECTOR FDS INC PRU UTILITY FD	0	11.238.306	11.238.306
**D	PSF CONSERVATIVE BAL PORTF OMA	0	90.399	90.399
**D	PSF FLEXIBLE MANAGED PORTF OMA	0	81.879	81.879
**D	PSF GLOBAL PORTFOLIO LSV	0	443.500	443.500
**D	AST BLRKK GBL STR INT SAE PDDC	0	137.501	137.501
**D	AST JEM GL THEM PORT 2 INT EME PDNB	0	116.450	116.450
**D	AST JENNISON GLOBAL INFRASTR PDMN	0	32.701	32.701
**D	PRU JEN GL INFRASTRUCTURE FUND PDLF	0	195.633	195.633
**D	AST QMA INTL CORE EQUITY PORT PDMP	0	1.612.788	1.612.788
**D	AST SCHR GL TACT PTF QEP PDB8	0	117.055	117.055
**D	AST BLRKK GLOBAL STRAT PT TE PDDG	0	117.599	117.599
**D	GREAT-WEST INTERNATIONAL INDEX FUND	0	495.913	495.913
**D	THE STELLAR FUND	0	88.419	88.419
**D	ALLSTATE LIFE INSURANCE COMPANY	0	303.078	303.078
**D	LMIF NUMERIC EUROPE CORE	0	729.200	729.200
**D	IWHF LSV ASSET INVESTMENT	0	88.800	88.800
**D	PCHF LSV ASSET MGMT	0	74.400	74.400
**D	NATIONAL BANK TRUST	0	1.231.289	1.231.289
**D	PFI INTL EQUITY INDEX FUND	0	543.985	543.985
**D	THOMAS JEFFERSON UNIVERSITY	0	230.929	230.929
**D	OMAM SEED HOLDINGS LLC	0	4.652	4.652
**D	THE FALKLAND ISLANDS GOVERNMENT	0	96.051	96.051
**D	THE FALKLAND ISLANDS GOVERNMENT FALKLAND ISLANDS GOVERNMENT GROWTH FUND	0	99.458	99.458
**D	PENDENNIS FUND	0	99.429	99.429
**D	BNYTD CF MACQUARIE GBL INFRS SRS FD	0	152.307	152.307
**D	BNYMTD UK LIMITED AS TRUSTEE OF CF CATALYST TRUST	0	100.000	100.000
**D	PFI DIVERSIFIED INTERNATIONAL FUND	0	9.285.304	9.285.304
**D	PVC DIVERSIFIED INTERNATIONAL AC	0	228.348	228.348
**D	PFI OVERSEAS FD BHMS	0	4.076.000	4.076.000
**D	PGIT INTL EQUITY FD PGI	0	53.524	53.524
**D	PGIT INTL GROWTH EQUITY FD PGI	0	117.212	117.212
**D	PFI GLOBAL DIV INCOME FD PGI VALUE	0	1.685.079	1.685.079
**D	PFI OVERSEAS FD PMC	0	463.991	463.991
**D	PGIF EUROPEAN EQUITY FUND BNYMTCIL	0	143.100	143.100
**D	PGIF GLOBAL EQ EX JAPAN BNYMTCIL	0	116.851	116.851
**D	BNYTD CF CANLIFE GBL INFRA FD	0	114.296	114.296

329

LISTA ESITO DELLE VOTAZIONE  
 Oggetto: Destinazione dell utile d esercizio

FAVOREVOLI

Badge	Ragione Sociale	Proprio	Delega	Totale
**D	CTJ RE STANLIB GLOBAL EQUITY FD AB	0	149.880	149.880
**D	SP LLP UK CHARITIES CLIENTS AC	0	599.745	599.745
**D	SARASIN AND PARTNERS LLP	0	18.743	18.743
**D	ALLSTATE INSURANCE CO BLACKROCK	0	646.699	646.699
**D	IQ 50 PERCENT HEDGED FTSE INTL ETF	0	112.170	112.170
**D	IQ 50 PERCENT HEDGED FTSE EURO ETF	0	71.921	71.921
**D	DEP QF SSGA NONUS EQUITY H1	0	27.325	27.325
**D	DEP QF SSGA NONUS EQUITY B1	0	27.667	27.667
**D	DEP QF SSGA NONUS EQUITY B2	0	23.974	23.974
**D	GS ACTIVE BETA INTL EQUITY ETF	0	287.448	287.448
**D	GS ACTIVEBETA EUROPE ETF	0	30.591	30.591
**D	BLACKROCK GLOBAL FUNDS	0	23.098.921	23.098.921
**D	DEUTSCHE XTRK MSCI EMU HDG EQ ETF	0	89.347	89.347
**D	VOYA GLOBAL EQUITY FUND	0	477.934	477.934
**D	VOYA GBL ADV AND PREM OPP FUND	0	111.280	111.280
**D	VY INTL HIGH DIVIDEND EQTY INC FD	0	128.914	128.914
**D	VOYA GLOBAL EQUITY PORTFOLIO	0	1.211.451	1.211.451
**D	VOYA INFSTRCTR INDUST AND MATRLSEF	0	1.009.495	1.009.495
**D	VOYA INTERNATIONAL INDEX PORTFOLIO	0	859.670	859.670
**D	VOYA EURO STOXX 50INDEX PORTFOLIO	0	1.193.702	1.193.702
**D	VOYA BALANCED PORT INTL VALUE	0	82.590	82.590
**D	CY5F MONDRIAN INV PRT LTD	0	539.693	539.693
**D	CITY OF MEMPHIS RETIREMENT SYSTEM	0	95.677	95.677
**D	LOUISIANA SHERIFFS ARROWSTREET	0	64.546	64.546
**D	BTEL AC GLOBAL OMNIBUS	0	21.960	21.960
**D	PS6F STATE STREET INTL EQ	0	385.368	385.368
**D	SR5F PARAMETRIC DELTA SHIFT	0	1.888	1.888
**D	SEMPRA ENERGY PENSION MASTER TRUST	0	268.343	268.343
**D	TEACHERS' RETIREMENT SYSTEM OF LOUISIANA	0	43.917	43.917
**D	TEACHERS' RETIREMENT SYSTEM OF LOUISIANA	0	1.156.100	1.156.100
**D	AF81 LABOR SELECT INTL EQ	0	2.218.496	2.218.496
**D	AIF 21117 LPLP AKTIER GLOBALE VI	0	78.692	78.692
**D	BLL AQUILA LIFE EUROPEAN EQUITY	0	16.241.558	16.241.558
**D	AST JPM SO EAFE OPP PD4D	0	326.423	326.423
**D	AST JPM SO CAPITAL PRESERV PD4G	0	751.709	751.709
**D	AST ACADEM STRAT AAJENNISON PD07	0	854.508	854.508
**D	BLK MULTI ASSET INC PF EUR EQU INC	0	1.770.591	1.770.591
**D	BLL AQUILA LIFE OSEAS EQUITY FUND	0	74.750	74.750
**D	BLL ASCENT LIFEENHANCED	0	150.444	150.444
**D	BLL AQUILA LIFE MSCI WORLD FUND	0	1.208.057	1.208.057
**D	BLL AQUILA LIFE FISE RAFI DEVELOPED	0	1.702.194	1.702.194
**D	APL RB EQ DEV MIRA	0	131.383	131.383
**D	PFI SYSTEMATEX INTERNATIONAL FD PGI	0	96.016	96.016

330

LISTA ESITO DELLE VOTAZIONE  
 Oggetto: Destinazione dell utile d esercizio

FAVOREVOLI

Badge	Ragione Sociale	Proprio	Delega	Totale
**D	PFI DIV REAL ASSET FUND MACQUARIE	0	1.488.261	1.488.261
**D	BLK MANAGED VOL PF FD INTL EAFE	0	92.049	92.049
**D	PZENA INVESTMENT MGT	0	202.950	202.950
**D	ROCKEFELLER BROS SANDERS CAPITAL	0	46.800	46.800
**D	MIRF ALLIANCE BERNSTEIN F	0	151.780	151.780
**D	DEUTSCHE XTRKS MSCI EURO CCYHDG	0	2.165.125	2.165.125
**D	ARC RB EQ DEV KAITOS	0	59.178	59.178
**D	MIRF ARROWSTREET FOREIGNL	0	317.591	317.591
**D	ESPS EDF EGS MFS	0	160.159	160.159
**D	USMIA GLOBAL EQUITY	0	27.477	27.477
**D	MI FONDS K10 SPK	0	666.634	666.634
**D	MI FONDS K11 SPK	0	140.163	140.163
**D	MI FONDS K12 SPK	0	162.801	162.801
**D	BOA PENSION PLAN MONDRIAN	0	3.085.637	3.085.637
**D	SBSA GEPF BLACKROCK EQUITY	0	1.055.729	1.055.729
**D	MTRCLEFFS GLB EQT JP MORGAN	0	106.552	106.552
**D	ATSF GOLDMAN INTL	0	203.416	203.416
**D	DEUTSCHE XTRK SP HDG GLBL INFR	0	14.252	14.252
**D	RBS PZENA	0	2.990.925	2.990.925
**D	ROWF GT ACWI EX US	0	679.420	679.420
**D	ROWF GT ALPHAEXTEAFE	0	242.562	242.562
**D	ROWF GT ALPHAEXTEXUSC	0	190.557	190.557
**D	BCC SCHRODER	0	30.487	30.487
**D	FARMERS GROUP INC 401 K SAVINGS PLAN	0	663.820	663.820
**D	FARMERS GROUP INC EMPLOYEES PENSION PLAN TRUST	0	409.804	409.804
**D	TGWF PANAGORA INTL EQ	0	61.293	61.293
**D	DEUTSCHE XTRKS MSCI EAFE CCYHDG	0	4.688.908	4.688.908
**D	MCKINLEYCAPINTLGROWT	0	507.300	507.300
**D	PGTF DR NON US EQUITY GT	0	54.011	54.011
**D	ASV RB EQ DEV MENKAR	0	131.122	131.122
**D	ABN AMRO PF UBS RAFI 1000	0	1.085.194	1.085.194
**D	ABN AMRO PF IPM RAFI 1000	0	1.099.840	1.099.840
**D	DBX FTSE DEV EX US COMP FACTOR	0	1.264	1.264
**D	AB FOODS HEXAVEST	0	172.333	172.333
**D	RTC EMULATION	0	192.279	192.279
**D	RTC APS	0	29.644	29.644
**D	SCEF MONDRIAN	0	467.616	467.616
**D	BOA PENSION SSGA	0	574.616	574.616
**D	LB CROYDON LGIM	0	276.000	276.000
**D	RAILWAYS PENSION TRUSTEE COMPANY LIMITED	0	426.401	426.401
**D	ADIF APP LSV IE	0	157.400	157.400
**D	TTFE PANAGORA DYN INTL EQ	0	59.866	59.866
**D	INTL ENHANCED INDEX	0	131.317	131.317

331



## LISTA ESITO DELLE VOTAZIONE

Oggetto: Destinazione dell utile d esercizio

## FAVOREVOLI

Badge	Regione Sociale	Proprio	Delega	Totale
**D	SPARTAN INTL INDEX	0	9.846.738	9.846.738
**D	BELLSOUTH CORP RFA VEBA TRUST	0	208.550	208.550
**D	DEAM FONDS DCG EQ SPK	0	63.169	63.169
**D	THE CLEVELAND CLINIC FOUNDATION	0	353.407	353.407
**D	CLEVELAND CLINIC HEALTH SYSTEM PENSION TRUST	0	59.109	59.109
**D	WHTF WCTC PZENA	0	198.125	198.125
**D	DNTF PANAGORA ASSET MGMT	0	141.722	141.722
**D	MILLENCIL (US) LP	0	3.829	3.829
**D	DREYFUS INTERNATIONAL EQUITY FUND	0	1.409.895	1.409.895
**D	DREYFUS INTERNATIONAL STOCK INDEX FUND	0	310.621	310.621
**D	FPCF SSGA MSCI WORLD EXUS	0	107.643	107.643
**D	FPCF ALLIANZ BEST STYLES	0	105.839	105.839
**D	FPCF SSGA EDHEC	0	9.995	9.995
**D	EOPTEO OPT INTL ACADIAN	0	318.787	318.787
**D	LFLF LSV ASSET MGMT	0	312.200	312.200
**D	DEUTSCHE XTRK MSCI ITALY HDG ETF	0	53.154	53.154
**D	INTL EQUITY FUND MONDRIAN	0	1.531.911	1.531.911
**D	MNVE SSGA INTL EQUITY	0	43.510	43.510
**D	SHELL PENSION TRUST	0	375.264	375.264
**D	SHELL PENSION TRUST	0	231.920	231.920
**D	SHELL PENSION TRUST	0	443.591	443.591
**D	DRMA LTD	0	110.256	110.256
**D	ATANDT UNION WELFARE BENEFIT TRUST	0	1.177.590	1.177.590
**D	WF AND CO CASH PLN MONDN INV PT	0	355.577	355.577
**D	WF AND CO CASH PLN EVERGN INV 1	0	219.396	219.396
**D	NTMA ISIF ILLIM EUROPEAN EQUITY	0	40.900	40.900
**D	WF ASU FDTN FOR A NEW AM UNIVERSITY	0	146.488	146.488
**D	WF MFS LTD EAFE GLOBAL	0	6.806.751	6.806.751
**D	SLI GLOBAL ABSOLUTE RET STRATEGIES	0	584.348	584.348
**D	SLI SICAV GBL FOCUSED STRATEGIES FD	0	490.376	490.376
**D	ADVANCED SERIES TRUST - AST FI PYRAMIS QUANTITATIVE PORTFOLIO	0	160.416	160.416
**D	GS KOKUSAI EQTY MASTER FD BNYMTCIL	0	497.639	497.639
**D	ALICNY BLACKROCK GBL EQUITY	0	48.067	48.067
**D	C9W CITW FD PARAMETRIC	0	25.495	25.495
**D	BNYMTD AMITY EUROPEAN FUND	0	400.000	400.000
**D	BLACKROCK ACWI USIMI	0	2.259.221	2.259.221
**D	MONDRIAN FOCUSED INTL EQUITY	0	7.299.204	7.299.204
**D	RHODE ISLAND EMPLOYEES RETIREMENT SYSTEMS POOLED TRUST	0	208.363	208.363
**D	MGOF LSV INTL LCV	0	144.800	144.800
**D	UFJF MCM MSCI WORLD FD	0	97.641	97.641
**D	NYF ES ARROWSTREET	0	69.461	69.461
**D	GETF GABELLI UTILITY TRUST	0	300.000	300.000
**D	PUBLIC EMPLOYEE RETIREMENT SYSTEM OF IDAHO	0	389.345	389.345

LISTA ESITO DELLE VOTAZIONE  
 Oggetto: Destinazione dell utile d esercizio

FAVOREVOLI

Badge	Ragione Sociale	Proprio	Delega	Totale
**D	PUBLIC EMPLOYEE RETIREMENT SYSTEM OF IDAHO	0	2.031.343	2.031.343
**D	RAYTHEON MASTER PENSION TRUST	0	503.300	503.300
**D	RAYTHEON MASTER PENSION TRUST	0	4.575	4.575
**D	STICHTING PENSIOENFONDS UWV	0	826.213	826.213
**D	INVESCO FUNDS	0	10.491.195	10.491.195
**D	NSNF PARA EAFE MONTI	0	62.803	62.803
**D	NSNF PARA EAFE PI 1	0	26.098	26.098
**D	NSNF PARA EAFE PI 2	0	25.143	25.143
**D	RPL BERNSTEIN NON EQ	0	6.460	6.460
**D	BOC AQR	0	159.865	159.865
**D	VANGUARD INTL HIGH DIV YLD INDEX FD	0	320.090	320.090
**D	MO3F MARATHON WELLINGTN	0	56.282	56.282
**D	CITY OF NEW YORK DEFERRED COMPENSATION PLAN	0	2.022.889	2.022.889
**D	HGHF HGHLD PBINF WLGNTN	0	75.844	75.844
**D	HIGF HGHLD PBINE WLGNTN CF	0	40.586	40.586
**D	MCKINLEY CAPITAL COLLECTIVE INVESTMENT TRUST	0	303.210	303.210
**D	OICF OICL OCICL NUM GLOB	0	159.800	159.800
**D	OICF OICL OCICL PZENA	0	1.105.950	1.105.950
**D	MILLPENCIL (US) LP	0	1.897	1.897
**D	PGEF PG E QUALIFIED PANAGORA EAFE	0	232.085	232.085
**D	PGVF SSGA	0	5.723	5.723
**D	CENTRAL STATES SOUTHEAST AND SOUTHWEST AREAS PENSION FUND	0	909.800	909.800
**D	CZ AANDELEN SSGA	0	95.385	95.385
**D	UCFF SANDERS CAPITAL LLC	0	117.800	117.800
**D	ACHMEA POOLS FC AWW	0	323.973	323.973
**D	BNYMTCIL MAN NUMERIC GLOBAL EQ TR	0	86.100	86.100
**D	FSEAF F208	0	2.052.583	2.052.583
**D	COLUMBIA SUSTAINABLE INTL EQ ETF	0	11.347	11.347
**D	COLUMBIA SUSTAINABLE GLOBAL EQ ETF	0	4.832	4.832
**D	NBK HSBC EQ 2	0	550.941	550.941
**D	NBK SSGA EQ 2	0	158.766	158.766
**D	NBK JPMF EQ	0	5.678.430	5.678.430
**D	NBK UBS EQ	0	130.434	130.434
**D	AZL INTERNATIONAL INDEX FUND	0	1.047.165	1.047.165
**D	AZL BLACKROCK GLOBAL ALLOCATIONFUND	0	157.639	157.639
**D	BGF EURO MKTS FD EURO EQUITY PF	0	16.961.269	16.961.269
**D	BGF EUROPEAN VALUE FD	0	15.770.848	15.770.848
**D	BGF FLEX MULTI ASSET GBL EQ PF	0	80.342	80.342
**D	BGF NEW ENERGY FD NAT RES	0	8.771.237	8.771.237
**D	JDRF MONDRIAN INVESTMENT	0	926.173	926.173
**D	KRESGE LA CAPITAL EAFE SUB2	0	23.934	23.934
**D	DEUTSCHE XTRK MSCI STH EUR HDG ETF	0	23.651	23.651
**D	BNY MELLON INTERNATIONAL FUND	0	2.295.634	2.295.634

Azionisti:  10  
 Azionisti in proprio: 10  
 Azionisti in delega: 10

333

LISTA ESITO DELLE VOTAZIONE  
Oggetto: Destinazione dell utile d esercizio

FAVOREVOLI

Badge	Ragione Sociale	Proprio	Delega	Totale
***D	WILF LSV INTERNATIONAL	0	124.100	124.100
***D	BNYMCIL FT EURO ALPHADEX UCITS ETF	0	67.031	67.031
***D	QSBF PANAGORA	0	125.083	125.083
***D	UNITED CHURCH FUNDS LSV ASSET MGMT	0	182.800	182.800
***D	BFTF MONDRIAN INV PARTNERS	0	500.425	500.425
***D	COUNTY EMPLOYERS ANNUITY AND BENEFIT FUND OF COOK COUNTY	0	914.270	914.270
***D	COUNTY EMPLOYERS ANNUITY AND BENEFIT FUND OF COOK COUNTY	0	292.224	292.224
***D	US BK BROOKFIELD GLB LST INF IN FD	0	622.800	622.800
***D	USBK BROOKFIELD GBL LIS INFRAS FD	0	612.000	612.000
***D	US BANK GUIDEMARK WORLD EX US FUND	0	82.769	82.769
***D	USBK NEWTON AND ROCHELLE BECKER FDN	0	10.440	10.440
***D	US BK DUNHAM INTERNATL STOCK FUND	0	53.039	53.039
***D	USBK ICLS 302 N 612 IUOE CON IND RE	0	166.200	166.200
***D	USBK LSV GLOBAL VALUE FUND	0	3.700	3.700
***D	USBK BROOKFIELD REAL ASSETS SEC FD	0	95.500	95.500
***D	USBK BBIEF MONDRAIN INVST PTPS LTD	0	3.735.755	3.735.755
***D	USBK REGIONAL TRANSPORTATION DSPP	0	11.575	11.575
***D	USBK EAGLE INTERNATIONAL STOCK FD	0	37.247	37.247
***D	USBK AHAI RHUMBLINE ADVISERS	0	27.539	27.539
***D	B4305 FRB S LUND RES TR FBO B LUND	0	4.379	4.379
***D	B4306 FRB M LUND REV TR	0	5.831	5.831
***D	USBK AMERICAN HEART ASSOCIATION INC	0	12.018	12.018
***D	DE2F LSV ASSET MGMT	0	82.300	82.300
***D	LLNS LLC AND LANS LLC DEFINED BENEFIT PLAN GROUP TRUST	0	124.609	124.609
***D	LAWRENCE LIVERMORE NATIONAL SECURITY LLC AND LOS ALAMOS NATIONAL SECURITY LLC DEFINED BENEFIT PLAN GROUP TRUST	233.270	0	233.270
***D	CORPORATION OF LLOYD'S	0	305.135	305.135
***D	RZSF1501 GLOBAL EQ HEXEVEST	0	183.043	183.043
***D	RZSF1505 LSV ASSET MGMT	0	384.800	384.800
***D	RZSF3002 NON US EQ MONDRIAN	0	1.365.106	1.365.106
***D	DOCF DOCF MONDRAIN	0	223.792	223.792
***D	CYBF LSV ASSET MGMT	0	251.900	251.900
***D	HE5F NJF INVEST GRP	0	246.551	246.551
***D	HE6F NJF INVEST GRP	0	31.005	31.005
***D	NEPF LSV ASSET MGMT	0	597.600	597.600
***D	AP7 EQUITY FUND	0	7.172.068	7.172.068
***D	3M ERIP RAFI EAFE	0	288.290	288.290
***D	ALASKA PERMANENT FUND CORPORATION	0	2.161.614	2.161.614
***D	ALASKA PERMANENT FUND CORPORATION	0	1.204.658	1.204.658
***D	BPS LEGAL AND GENERAL EUR BEPSLGEUR	0	1.113.665	1.113.665
***D	CBZ CUIT INTERNATIONAL PRINCIPAL	0	229.547	229.547
***D	1135 APG DME STCK SEL	0	23.112.705	23.112.705
***D	1145 APG DME NUMERIC	0	13.360.400	13.360.400

334

## LISTA ESITO DELLE VOTAZIONI

Oggetto: Destinazione dell'utile d'esercizio

## FAVOREVOLI

Badge	Ragione Sociale	Proprio	Delega	Totale
***D	CBRE CLARION GLOBAL INFRASTRUCTURE VALUE FUND	0	73.157	73.157
***D	LMCG GLOBAL MULTICAP FUND	0	980	980
***D	SSGA GLOBAL FEMC STRAT POOL	0	13.148	13.148
***D	THE MANUFACTURERS LIFE INSURANCE COMPANY	0	460.237	460.237
***D	LUCENT TECHNOLOGIES INC MASTER PENSION TRUST	0	69.347	69.347
***D	GOUDSE LEVEN EV	0	75.000	75.000
***D	UNISYS MASTER TRUST	0	519.624	519.624
***D	VIRGINIA RETIREMENT SYSTEM	0	452.810	452.810
***D	VIRGINIA RETIREMENT SYSTEM	0	2.271.897	2.271.897
***D	VIRGINIA RETIREMENT SYSTEM	0	385.000	385.000
***D	VIRGINIA RETIREMENT SYSTEM	0	1.894.500	1.894.500
***D	VIRGINIA RETIREMENT SYSTEM	0	263.000	263.000
***D	VIRGINIA RETIREMENT SYSTEM	0	11.602	11.602
***D	CEP DEP IP EURO EX UK ENH IND FD	0	26.712	26.712
***D	INVECO PERPETUAL GLOBAL TARGETED INCOME FUND	0	229.200	229.200
***D	WF AGLIITY GLBL EQU LLC	0	50.492	50.492
***D	PANAGORA RISK PARITY MULTI ASSET MASTER FUND LTD	0	475.600	475.600
***D	JDRF LSV NON US LONG	0	2.390.997	2.390.997
***D	NEJINTIVALETRUST	0	98.460	98.460
***D	ACN HEWITT COLLECTIVE INVESTMENT TRUST	0	166.954	166.954
***D	ACN HEWITT COLLECTIVE INVESTMENT TRUST	0	1.142.393	1.142.393
***D	CPA COP PSERS PSERS ACWI X US INDEX	0	1.613.052	1.613.052
***D	CPZ COP SERS MCM MSCI WORLD X US	0	521.000	521.000
***D	AB FOODS ARTEMIS	0	380.275	380.275
***D	SYNGENTA UK PZENA	0	9.882	9.882
***D	IN8 COP TREAS PWP RHUMBLINE MSCI	0	2.505.200	2.505.200
***D	ENSGN PEAK EAFE LSV ASSET	0	585.800	585.800
***D	ENSGN PEAK CP LSV INTL LARGE	0	913.370	913.370
***D	IVY APOLLO MLT ASSET INC GEI IVY	0	856.412	856.412
***D	LOUISIANA STATE ERS MSCI EXUS INDEX	0	1.207.600	1.207.600
***D	LOUISIANA STATE ERS MONDRIAN I/G CAP	0	34.209	34.209
***D	LOUISIANA STATE ERS TERROR FREE INT	0	2.662.769	2.662.769
***D	NV PERS MELLON CAPITAL INDEX	0	1.471.925	1.471.925
***D	NV PERS SSGA EAFE INDEX	0	46.436	46.436
***D	NV RBIF ALLNCEBRNSTN INTL EQ	0	1.986.367	1.986.367
***D	TEA BLACKROCK INC INTL	0	21.043	21.043
***D	UTC EDHEC BLACKROCK UNITED TECHNOLOGIES CORPORATION MASTER RETIREMENT	0	674.300	674.300
***D	IVY EUROPEAN OPF	0	1.778.744	1.778.744
***D	SRP PANAGORA	0	742.658	742.658
***D	SRP AQR	0	1.375.800	1.375.800
***D	IVY GLBL EQUITY INC	0	260.828	260.828
***D	STATE BOARD OF ADMINISTRATION OF FLORIDA	0	127.296	127.296
***D	AST GS MULTI ASSET PORT LIQ PDHB	0	150.608	150.608
***D	POOL RE JPM FSI EQUITY	0		

Azionisti:

Azionisti in proprio: 2729

Azionisti in delega: 10

18

2719

Pagina 31

335

LISTA ESITO DELLE VOTAZIONE  
 Oggetto: Destinazione dell utile d esercizio

FAVOREVOLI

Badge	Ragione Sociale	Proprio	Delega	Totale
**D	SP VAN DE NEDERLANDSCHE BANK	0	106.916	106.916
**D	IAFARGE SANDERS	0	197.200	197.200
**D	POOL RE L AND G MSCI EQ	0	271.833	271.833
**D	BLI AQUIL LIFGLO3000 FMEN WHT INDEFD	0	946.221	946.221
**D	AST INTL VALUE LSV PD41	0	2.782.400	2.782.400
**D	TTPT INTL EQ PORT LSV PD11	0	495.000	495.000
**D	AST ADVANCED STRAT LSV PD15	0	1.744.200	1.744.200
**D	PENN SERIES DEV INTL INDEX FUND	0	60.404	60.404
**D	STICHTING RABOBANK PENSIOENFONDS	0	5.023.021	5.023.021
**D	PHC SSGA EQ	0	774.451	774.451
**D	PF INTERNATIONAL VALUE FUND	0	411.193	411.193
**D	BNYMTD BLK CONTINENTAL EURO INC	0	9.597.585	9.597.585
**D	BNYMTD BLK CONT EUR EQ TRCK FD INV	0	5.528.806	5.528.806
**D	FLORIDA RETIREMENT SYSTEM	0	653.432	653.432
**D	FLORIDA RETIREMENT SYSTEM	0	393.771	393.771
**D	FLORIDA RETIREMENT SYSTEM	0	64.779	64.779
**D	BLACKROCK WORLD EX FLORIDA RET SYS	0	3.119.709	3.119.709
**D	FLORIDA RETIREMENT SYSTEM	0	844.199	844.199
**D	THE BUCKINGHAM FUND	0	37.278	37.278
**D	INVESTMENT SOLUTIONS LIMITED	0	193.734	193.734
**D	THE CHILDRENS AID SOCIETY	0	43.300	43.300
**D	THE CHILDRENS AID SOCIETY RETIREMENT PLAN TRUST	0	11.300	11.300
**D	BROOKFIELD REAL ASSETS INCOME FUND INC	0	404.700	404.700
**D	METROPOLITAN WATER RECLAMATION DISTRICT RETIREMENT FUND	0	121.966	121.966
**D	PENSION FUND OF THE CHRISTIAN CHURCH DISCIPLES OF CHRIST	0	117.000	117.000
**D	PENSION RESERVES INVESTMENT TRUST FUND	0	7.330.380	7.330.380
**D	SOUTH DAKOTA RETIREMENT SYSTEM	0	71.900	71.900
**D	EMPLOYEES' RETIREMENT SYSTEM OF THE STATE OF HAWAII	0	29.716	29.716
**D	BELL ATLANTIC MASTER TRUST	0	833.100	833.100
**D	BELL ATLANTIC MASTER TRUST	0	735.207	735.207
**D	BELL ATLANTIC MASTER TRUST	0	26.174	26.174
**D	BELL ATLANTIC MASTER TRUST	0	51.213	51.213
**D	BELL ATLANTIC MASTER TRUST	0	317.516	317.516
**D	BELL ATLANTIC MASTER TRUST	0	106.033	106.033
**D	VEBA PARTNERSHIP N L P	0	74.107	74.107
**D	VEBA PARTNERSHIP N L P	0	37.503	37.503
**D	MEDTRONIC DEFINED CONTRIBUTION PLAN MASTER TRUST	0	209.859	209.859
**D	VOYA MUTLI MANAGER INTERNATIONAL FACTORS FUND	0	89.792	89.792
**D	VOYA INTERNATIONAL CORE FUND	0	107.515	107.515
**D	DUKE ENERGY QUALIFIED NUCLEAR DECOMMISSIONING	0	2.029.670	2.029.670
**D	BRIDGE BUILDER INTERNATIONAL EQUITY FUND	0	941.279	941.279
**D	INDIANA PUBLIC RETIREMENT SYSTEM	0	5.638.987	5.638.987
**D	LVIP MONDRIAN INTERNATIONAL VALUE FUND	0	196.199	196.199
**D	LVIP FRANKLIN TEMPLETON GLOBAL EQUITY MANAGED VOLATILITY FUND	0		

336

LISTA ESITO DELLE VOTAZIONE  
 Oggetto: Destinazione dell utile d esercizio

FAVOREVOLI

Badge	Ragione Sociale	Proprio	Delega	Totale
**D	LINCOLN VARIABLE INSURANCE PRODUCTS TRUST LVIP SSGA INTERNATIONAL INDEX FUND	0	1.348.384	1.348.384
**D	MERCY INVESTMENT SERVICES, INC.	0	67.793	67.793
**D	PUBLIC EMPLOYEES RETIREMENT SYSTEM OF MISSISSIPPI	0	1.225.335	1.225.335
**D	SCHOOL EMPLOYEES RETIREMENT SYSTEM OF OHIO	0	599.800	599.800
**D	AGI PPI NR 30 AGI 1482 05 5603 SPK	0	46.097	46.097
**D	AGI PPI NR 30 HEL 1482 03 5601 SPK	0	38.803	38.803
**D	AGI VGI 1 SUB AKT 8477 23 6328 SPK	0	961.323	961.323
**D	AGI VGI 1 DIV OVA 8477 25 6338 SPK	0	369.263	369.263
**D	AGI VGL RCM S VAL 8478 10 6359 SPK	0	6.836.530	6.836.530
**D	AGI VGL IDLC 8478 22 6364 SPK	0	13.600.209	13.600.209
**D	AGI VGI 1 GRWT 8477 26 6372 SPK	0	320.995	320.995
**D	AGI VKA IDLC 8502 08 6344 SPK	0	1.017.739	1.017.739
**D	AGI PV WS RCM VAL 8490 06 5209 SPK	0	1.008.700	1.008.700
**D	AGI PV WS RCM IND 8490 07 5210 SPK	0	189.968	189.968
**D	AGI PEGASUS AKT1 8454 01 5221 SPK	0	379.752	379.752
**D	AGI KOMDY BS W 8523 03 5225 SPK	0	109.356	109.356
**D	AGI VKA RCM S VAL 8502 10 6376 SPK	0	2.961.330	2.961.330
**D	AGI PK 1 FONDS 8455 SPK	0	14.867	14.867
**D	PUBLIC EMPLOYEES RETIREMENT ASSOCIATION OF NEW MEXICO	0	499.515	499.515
**D	BOARD OF PENSIONS OF THE EVANGELICAL LUTHERAN CHURCH IN AMERICA	0	2.210.320	2.210.320
**D	THE STATE OF CONNECTICUT ACTING THROUGH ITS TREASURER	0	1.747.825	1.747.825
**D	SOUTH CAROLINA RETIREMENT SYSTEMS GROUP TRUST	0	76.008	76.008
**D	TENNESSEE VALLEY AUTHORITY RETIREMENT SYSTEM	0	384.831	384.831
**D	UMC BENEFIT BOARD, INC	0	531.845	531.845
**D	UPS GROUP TRUST	0	188.019	188.019
**D	WEST VIRGINIA INVESTMENT MANAGEMENT BOARD	0	3.293.860	3.293.860
**D	INTERNATIONAL BANK FOR RECONSTRUCTION AND DEVELOPMENT	0	44.318	44.318
**D	INTERNATIONAL BANK FOR RECONSTRUCTION AND DEVELOPMENT	0	62.101	62.101
**D	INTERNATIONAL BANK FOR RECONSTRUCTION AND DEVELOPMENT	0	389.047	389.047
**D	INTERNATIONAL BANK FOR RECONSTRUCTION AND DEVELOPMENT	0	55.718	55.718
**D	INTERNATIONAL BANK FOR RECONSTRUCTION AND DEVELOPMENT	0	9.563	9.563
**D	PRUDENTIAL INVESTMENT PORTFOLIO 2 PRUDENTIAL QMA INTL DEVELOPED MKRKS INDEX FUND	0	1.703.915	1.703.915
**D	MACQUARIE GLOBAL INFRASTRUCTURE TOTAL RETURN FUND INC.	0	39.882	39.882
**D	ENERGY INSURANCE MUTUAL LIMITED	0	856.234	856.234
**D	FRK MUT INTL FD	0	57.664.238	57.664.238
**D	FRK MUT GLEB DISC FD	0	17.391.006	17.391.006
**D	FRK MUT EURO FD	0	1.959.656	1.959.656
**D	FRANKLIN MUTUAL GLOBAL DISCOVERY FUND	0	2.142.260	2.142.260
**D	FRANKLIN MUTUAL EUROPEAN FUND	0	258.942	258.942
**D	FGT FRK GLOBAL LSTD INFRASTRUCT FD	0	82.695	82.695
**D	SEI INVEST (EUROPE) LIMITED SE	0	2.574	2.574
**D	UBS (CAY) GLOBAL GROWTH AND IN	0	81.280	81.280
**D	METZLER STRATEGIC INV PUB LIM	0	2.744.410	2.744.410
**D	PIONEER INVESTMENT MANAGEMENT SCRPA / AZIONARIO CRESCITA	0		

337

LISTA ESITO DELLE VOTAZIONE  
 Oggetto: Destinazione dell utile d esercizio

## FAVOREVOLI

Badge	Ragione Sociale	Proprio	Delega	Totale
**D	NUMERIC EUROPEAN EQ FUND A SER	0	276.900	276.900
**D	PIIONEER FUNDS - ITALIAN EQUITY	0	765.218	765.218
**D	TRUST AND CUSTODY SERV BANK	0	519.367	519.367
**D	PIIONEER FUNDS - GLOBAL EQUITY	0	5.771.495	5.771.495
**D	KOKUSAI EQUITY INDEX FUND	0	92.793	92.793
**D	CONSULTING GROUP CAPITAL MARKE	0	162.612	162.612
**D	BLACKROCK GLOBAL ALLOCATION FU	0	15.203.748	15.203.748
**D	BLACKROCK GLOBAL ALL PORT IO	0	81.539	81.539
**D	BLACKROCK GLOBAL ALL VI FUND	0	4.023.292	4.023.292
**D	MFS RESEARCH INT FDP FUND OF	0	263.930	263.930
**D	BLACKROCK GLOBAL ALL FUND	0	311.793	311.793
**D	TRUST AND CUSTODY SERV BANK LT	0	219.392	219.392
**D	NORTHWESTERN MUTUAL SERIES FUN	0	1.137.335	1.137.335
**D	MASSMUTUAL SELECT BLACKROCK GL	0	220.084	220.084
**D	TOUCHSTONE STRATEGIC TRUST-TOU	0	81.000	81.000
**D	NESTLE FRANCE EQUILIBRE	0	49.253	49.253
**D	SG DIVERSIFIE ISR	0	59.537	59.537
**D	SG ACTIONS INTERNATIONALES	0	170.635	170.635
**D	ARRCO LONG TERME B ATT RAJA EL	0	361.210	361.210
**D	ARRCO QUANT 1	0	1.050.791	1.050.791
**D	FCPE MACIF CROISSANCE DURABLE	0	48.696	48.696
**D	MAIF CROISSANCE DURABLE	0	179.877	179.877
**D	CAVOM MINIMUM VARIANCE	0	122.984	122.984
**D	UF 6 A ACT	0	134.594	134.594
**D	CASSENTE DIVERSIFIE	0	262.620	262.620
**D	SOGECAP LONG TERME NI ACTION	0	231.102	231.102
**D	INDOCAM FLAMME	0	172.236	172.236
**D	LION FLAMME	0	147.742	147.742
**D	IXIS FLAMME	0	228.468	228.468
**D	AIM EQUITY EMU 1	0	905.424	905.424
**D	ALLIANZ ASAC ACT EUR	0	180.777	180.777
**D	AIM EQUITY EUROPE PG VIE	0	593.660	593.660
**D	ALLIANZ CAVAMAC ACTIONS INT	0	58.294	58.294
**D	SG ACTIONS EUROPE MULTIGESTION	0	45.604	45.604
**D	DARWIN DIVERSIFIE 60-80 ACTION	0	35.732	35.732
**D	DARWIN DEVERSIFIE 80-100 ACTIO	0	120.266	120.266
**D	FDJ ACTIONS EURO	0	75.776	75.776
**D	ETOILE ENERGIE EUROPE	0	171.733	171.733
**D	ETOILE SECTORIELLE EUROPE	0	42.916	42.916
**D	ANTARIUS ROTATION SECTORIELLE	0	19.418	19.418
**D	OFI MARKET NEUTRAL EQUITY	0	1.026.458	1.026.458
**D	MACIF CROISSANCE DURABLE ET SO	0	88.210	88.210
**D	MACIF CROIS DURABLE EUROPE	0	1.234.603	1.234.603

LISTA ESITO DELLE VOTAZIONE

Oggetto: Destinazione dell utile d esercizio

FAVOREVOLI

Badge	Ragione Sociale	Proprio	Delega	Totale
**D	SG ACTIONS EUROPE	0	159.052	159.052
**D	SG ACTIONS MONDE	0	23.700	23.700
**D	SG ACTIONS EUROPE LARGE CAP	0	70.276	70.276
**D	LYX MSCI EMU ETF - MH C-CHE	0	2.904	2.904
**D	LYX MSCI EMU ETF - D - EUR	0	530.032	530.032
**D	COL LYX MSCI EMU ETF D EUR	0	2.750.000	2.750.000
**D	AZ CREATIONS 2	0	77.161	77.161
**D	LYXOR INDEX FUND EURO	0	22.044	22.044
**D	2) NUMERIC INVESTORS LLC	0	516.300	516.300
**D	ETOILE ACTIONS RENDEMENT	0	389.084	389.084
**D	OFI AM	0	403.853	403.853
**D	ALLIANZ VIE	0	52.698	52.698
**D	ALLIANZ VIE ACE ACTIONS	0	578.659	578.659
**D	AZ VIE PFON RETRAITE ACTION	0	316.262	316.262
**D	LYXOR EURO STOXX 300	0	153.743	153.743
**D	LYXOR STOXX EUROPE 600	0	112.037	112.037
**D	GARI EUROPEAN EQUITY	0	23.478	23.478
**D	LYXOR EURO STOXX 50 (DR)	0	383.232	383.232
**D	OFI FUND - EURO LARGE CAP	0	1.100.000	1.100.000
**D	UNION INVESTMENT LUXEMBOURG SA	0	558.004	558.004
**D	GMO MEANREVERSION FUND ONSHORE	0	228.144	228.144
**D	NUMERIC ABS RETURN PD LP-EUNARMN	0	55.200	55.200
**D	MAN NUMERIC EUROPEAN ALPHA RESTRICTED MAPLESCORP SERVICES LTD	0	1.400.904	1.400.904
**D	MISSOURI LOCAL GOVERNMENT EMPLOYEES RETIREMENT SYSTEM C/O PANAGORA ASSET MGMT INC	0	131.482	131.482
**D	PANAGORA DYNAMIC GLOBAL EXTENDED ALPHA FUND LTD	0	1.754.635	1.754.635
**D	MFS BLENDED RESEARCH GLOBAL EQUITY EXTENSION FUND	0	390.672	390.672
**D	ALLIANZ SUISSE LEBENSVERSICHERUNGS-GESELLSCHAFT AG	0	1.217.205	1.217.205
**D	UBS FUND MANAGEMENT (SWITZERLAND) AG.	0	2.710.815	2.710.815
**D	UBS FUND MGT (CH) AG CH0538 UBSCHF2 EGXS II	0	20.723	20.723
**D	UBS FUND MANAGEMENT (SWITZERLAND) AG.	0	3.353.089	3.353.089
**D	LANSOWNE ENERGY DYNAMICS MASTER LP	0	2.644.708	2.644.708
**D	UBS (LUX) STRATEGY XTRA SICAV	0	40.813	40.813
**D	MLC INVESTMENTS, MLC LIMITED	0	30.786	30.786
**D	UBS ASSET MANAGEMENT (AUSTRALIA) LTD	0	1.511.955	1.511.955
**D	VICTORIAN SUPERANNUATION FUND	0	28.329	28.329
**D	UBS INVESTMENTS, MLC LIMITED	0	949.711	949.711
**D	UBS MULTI MANAGER ACCESS EMU EQUITIES	0	142.084	142.084
**D	UBS ASSET MANAGEMENT (AUSTRALIA) LTD	0	827.315	827.315
**D	UBS FUND MANAGEMENT (LUXEMBOURG) SA	0	20.672	20.672
**D	UBS (LUX) SICAV 1	0	121.485	121.485
**D	UBS (LUX) EQUITY SICAV	0	75.937	75.937
**D	UBS (LUX) SICAV 1 EMU EQUITIES ENHANCED (EUR)	0	3.252.766	3.252.766
**D		0	1.058.304	1.058.304

339



LISTA ESITO DELLE VOTAZIONE

Oggetto: Destinazione dell utile d esercizio

FAVOREVOLI

Badge	Ragione Sociale	Proprio	Delega	Totale
**D	GOVERNMENT OF NORWAY	0	161.120.902	161.120.902
**D	UBS GLOBAL SOLUTIONS - GLOBAL EQUITIES EUR	0	67.157	67.157
**D	UBS GLOBAL SOLUTIONS - GLOBAL EQUITIES II EUR	0	85.799	85.799
**D	FOCUSED SICAV GLOBAL EQUITY STRATEGY (USD)	0	21.012	21.012
**D	UBS FUND MANAGEMENT (LUXEMBOURG) SA	0	1.817.222	1.817.222
**D	LANSOWNE ICAV-LANSOWNE CLEAN ENERGY FUND	0	661.547	661.547
**D	ELECTRON CAYMAN COMPANY LIMITED.	0	143.948	143.948
**D	AEGON CUSTODY B.V	0	1.053.768	1.053.768
**D	AEGON CUSTODY B.V	0	985.021	985.021
**D	AEGON CUSTODY B.V	0	507.143	507.143
**D	AHL DIRECTIONAL EQUITIES MASTER LIMITED	0	16.789	16.789
**D	AHL EVOLUTION LTD SHARMAINE BERKELEY ARGONAUT LTD	0	376.873	376.873
**D	AHL GENESIS LIMITED	0	3.588	3.588
**D	AQR DELTA MASTER ACCOUNT LP COOGLER FIDUCIARY SERVICES (CAYMAN) LTD	0	5.513.651	5.513.651
**D	AVIVA INVESTORS INTERNATIONAL INDEX TRACKING FUND	0	200.303	200.303
**D	AXA UNIT TRUSTS-GLOBAL FUND	0	9.000	9.000
**D	BERESFORD FUND PLC	0	90.709	90.709
**D	BLACK DIAMOND OFFSHORE LTD	0	30.154	30.154
**D	BLACK DIAMOND RELATIVE VALUE	0	180.771	180.771
**D	BLACK DIAMOND RELATIVE VALUE CAYMAN LP	0	38.928	38.928
**D	BLACK DIAMOND RELATIVE VALUE OFFSHORE LTD.	0	363.579	363.579
**D	CBOSC AIF CW BK GRP SUP WGS08	0	209.457	209.457
**D	CBOSC-CBGS-WGS07	0	115.542	115.542
**D	CFSLL - COLONIAL FIRST STATE GLOBAL ASSET MANAGEMENT MULTI SECTOR TRUST 1	0	1.289	1.289
**D	CFSLL RE COLONIAL FIRST STATE INVESTMENT FUND 10	0	145.928	145.928
**D	CITIBANK EUROPE PLC AS TRUSTEE FOR STANDARD LIFE WEALTH BALANCED BRIDGE FUND	0	1.912.709	1.912.709
**D	CITIBANK INTERNATIONAL PLC	0	1.600.880	1.600.880
**D	CITIBANK INTERNATIONAL PLC AS TRUSTEE CITIBANK INT.PLC	0	30.258.474	30.258.474
**D	COLONIAL FIRST STATE INVESTMENTS LIMITED	0	439.120	439.120
**D	COLONIAL FIRST STATE INVESTMENTS LIMITED	0	350.963	350.963
**D	COMMONWEALTH GLOBAL SHARE FUND 30	0	1.956.249	1.956.249
**D	COMMONWEALTH SPECIALIST FUND 36	0	159.476	159.476
**D	DOUBLE BLACK DIAMOND OFFSHORE LTD	0	6.441	6.441
**D	EATON VANCE INTERNATIONAL (IRELAND)	0	680.293	680.293
**D	ECOFIN WATER AND POWER OPPORTUNITIES PLC CO BNP PARIBAS SECURITIES SERVICES	0	14.000	14.000
**D	IRISH LIFE ASSURANCE	0	754.337	754.337
**D	IRISH LIFE ASSURANCE	0	62.865	62.865
**D	IRISH LIFE ASSURANCE	0	3.413.319	3.413.319
**D	JANUS CAPITAL FUND PLC	0	47.770	47.770
**D	JAPAN TRUSTEE SERVICES BANK, LTD	0	194.478	194.478
**D		0	816.693	816.693
**D		0	159.949	159.949
**D		0	411.843	411.843

Azionisti: 2729 Teste: 18  
 Azionisti in proprio: 10 Azionisti in delega: 2719

340

LISTA ESITO DELLE VOTAZIONE

Oggetto: Destinazione dell utile d esercizio

FAVOREVOLI

Badge	Ragione Sociale	Proprio	Delega	Totale
**D	JOHN HANCOCK FUNDS II GLOBAL ABSOLUTE RETURN STRATEGIES FUND	0	3.167.527	3.167.527
**D	JOHN HANCOCK FUNDS II INTERNATIONAL STRATEGIC EQUITY ALLOCATION FUND	0	877.073	877.073
**D	JOHN HANCOCK GLOBAL FOCUSED STRATEGIES FUND	0	52.154	52.154
**D	JOHN HANCOCK VARIABLE INSURANCE TRUST INTERNATIONAL EQUITY INDEX TRUST	0	253.630	253.630
**D	KOREA POST	0	318.803	318.803
**D	LEGAL AND GENERAL ASSURANCE PENSIONS MANAGEMENT LIMITED	0	47.153.297	47.153.297
**D	LEGAL AND GENERAL ASSURANCE SOCIETY LIMITED	0	180.106	180.106
**D	LEGAL AND GENERAL COLLECTIVE INVESTMENT TRUST	0	1.060.527	1.060.527
**D	LSVIEHE, LSVZEHE	0	24.300	24.300
**D	MACQUARIE INVESTMENT MANAGEMENT LIMITED	0	2.103.037	2.103.037
**D	NATIONAL COUNCIL FOR SOCIAL SECURITY FUND.	0	81.026	81.026
**D	PINEBRIDGE FUND SERIES PINEBRIDGE EUROPE EQUITY FUND	0	483.452	483.452
**D	PRINCIPAL MEF EUROPEAN EQUITY FUND	0	203.887	203.887
**D	PRINCIPAL TRUST COMPANY (ASIA) LIMITED	0	500.477	500.477
**D	ROBECO INSTITUTIONAL CONSERVATIVE EQUITY FUND II	0	117.913	117.913
**D	ROBECO INSTITUTIONAL VALUE EQUITY FUND	0	577.313	577.313
**D	ROBECO UMBRELLA FUND I N.V. - ROBECO GLOBAL AC MULTI-FACTOR EQUITIES FUND	0	431.563	431.563
**D	SCRI ROBECO INSTITUTIONAL CONSERVATIVE EQUITY FUND.	0	395.869	395.869
**D	SDA INTL EQUITY INDEX FD WORLD	0	199.149	199.149
**D	SLIC - EUROPEAN EQUITY GROWTH FUND	0	510.629	510.629
**D	SLIC - EUROPEAN EQUITY INCOME FUND	0	6.154.685	6.154.685
**D	SLIC - GLOBAL EQUITY INCOME FUND	0	637.116	637.116
**D	STANDARD LIFE ASSURANCE LIMITED	0	23.046.317	23.046.317
**D	STANDARD LIFE WEALTH ACER FUND CITIBANK INTERNATIONAL PIC	0	69.675	69.675
**D	STICHTING CUSTODY ROBECO INSTITUTIONAL	0	292.126	292.126
**D	STICHTING MN SERVICES AANDELENFONDS EUROPA	0	728.995	728.995
**D	STICHTING PENSIOENFONDS METAAL	0	3.040.245	3.040.245
**D	STICHTING PENSIOENFONDS METAAL EN T MN SERVICES	0	385.656	385.656
**D	STICHTING PGM DEPOSITARY	0	10.145.861	10.145.861
**D	THE NOMURA TRUST AND BANKING CO LTD	0	154.777	154.777
**D	THE NOMURA TRUST AND BANKING CO LTD	0	9.811	9.811
**D	UNITED TECHNOLOGIES CORPORATION MASTER RETIREMENT TRUST (GLOBAL) C/O ANALYTIC INVESTORS LLC	0	13.536	13.536
**D	VICTORY CAPITAL INTERNATIONAL COLLECTIVE INVESTMENT TRUST	0	43.964	43.964
**D	VICTORY CEMP DEVELOPED ENHANCED VOLATILITY WTD INDEX ETF	0	28.137	28.137
**D	VICTORY CEMP INTERNATIONAL HIGH DIV VOLATILITY WTD INDEX ETF	0	61.967	61.967
**D	VICTORY CEMP INTERNATIONAL VOLATILITY WTD INDEX ETF	0	5.199	5.199
**D	VICTORY CEMP MARKET NEUTRAL INCOME FUND	0	23.688	23.688
**D	VICTORY RS GLOBAL FUND	0	33.541	33.541
**D	VICTORY RS INTERNATIONAL FUND	0	50.037	50.037
**D	VICTORY RS INTERNATIONAL VIP SERIES	0	382.678	382.678
**D	VICTORY TRIVALENT INTERNATIONAL FUND - CORE EQUITY	0	20.769	20.769
**D	WELLINGTON ALMA FUND	0	11.830	11.830
**D	MARITIME SUPER	0	149.300	149.300

Azionisti: 2729  
 Azionisti in proprio: 10

Teste: 18  
 Azionisti in delega: 2719

341

LISTA ESITO DELLE VOTAZIONE  
 Oggetto: Destinazione dell utile d esercizio

FAVOREVOLI

Badge	Ragione Sociale	Proprio	Delega	Totale
**D	NORGES BANK	0	4.236.177	4.236.177
**D	TRUST FOR RETIR MED, DENT & LIFE INS ARMY&AIR FORCE EXCH	0	69.083	69.083
**D	THE RETIREMENT ANN PL FOR EMPL OF THE ARMY&AIR FORCE EX SERV	0	155.782	155.782
**D	SONOMA COUNTY EMPLOYEES RETIREMENT ASSOCIATION	0	114.047	114.047
**D	TOWERS WATSON U.S. PENSION PLAN TRUST	0	158.375	158.375
**D	RIVERSIDE CHURCH IN THE CITY OF NEW YORK	0	65.499	65.499
**D	THE METHODIST HOSPITAL	0	218.100	218.100
**D	XEROX CORPORATION RETIREMENT & SAVINGS PLAN	0	82.200	82.200
**D	NOVARTIS CORPORATION PENSION MASTER TRUST	0	123.443	123.443
**D	QS INTERNATIONAL EQUITY FUND	0	492.399	492.399
**D	LEGG MASON DEVELOPED EX-US DIVERSIFIED CORE ETF	0	7.251	7.251
**D	STATE FARM VARIABLE PRODUCT TRUST, INTERNATIONAL EQ INDEX F	0	171.935	171.935
**D	TEACHERS' RETIREMENT SYSTEM OF THE STATE OF ILLINOIS	0	13.232	13.232
**D	TEACHERS' RETIREMENT SYSTEM OF THE STATE OF ILLINOIS	0	3.058.239	3.058.239
**D	BEAUMONT HEALTH MASTER RETIREMENT TRUST	0	25.329	25.329
**D	WILLIAM BEAUMONT HOSPITAL	0	24.337	24.337
**D	KAISER PERMANENTE GROUP TRUST	0	1.378.169	1.378.169
**D	HC CAPITAL TRUST- THE INSTITUTIONAL INTERNATIONAL EQUITY PTF	0	150.456	150.456
**D	ARKWRIGHT, LLC	0	38.202	38.202
**D	KAISER FOUNDATION HOSPITALS	0	331.300	331.300
**D	FIDELITY RUTLAND SQUARE TR II: STRAT ADV INT MULTI-MANAGER F	0	24.947	24.947
**D	FIDELITY RUTLAND SQUARE TRUST II: STRATEGIC ADVISERS INT F	0	3.050.290	3.050.290
**D	JOHN HANCOCK VARIABLE INSURANCE TRUST UTILITIES TRUST	0	1.996.321	1.996.321
**D	WELLS FARGO UTILITIES AND HIGH INCOME FUND	0	1.225.000	1.225.000
**D	WELLS FARGO GLOBAL DIVIDEND OPPORTUNITY FUND	0	3.750.000	3.750.000
**D	LAUDUS INTERNATIONAL MARKETMASTERS FUND	0	30.819	30.819
**D	LAUDUS MONDRJAN INTERNATIONAL EQUITY FUND	0	629.491	629.491
**D	SCHWAB INTERNATIONAL EQUITY ETF	0	4.292.614	4.292.614
**D	SCHWAB FUNDAMENTAL INTERNATIONAL LARGE COMPANY ETF	0	2.719.049	2.719.049
**D	SANFORD C. BERNSTEIN INTL VALUE EQ (CAP-WEIGHTED UNHEDED) F	0	78.900	78.900
**D	JOHN HANCOCK ENDURING EQUITY FUND	0	748.298	748.298
**D	JOHN HANCOCK VAR INS TRUST STRATEGIC EQUITY ALLOCATION TRUST	0	2.077.243	2.077.243
**D	JOHN HANCOCK FUNDS II STRATEGIC EQUITY ALLOCATION FUND	0	1.303.542	1.303.542
**D	US RETIREMENT TRUST	0	133.611	133.611
**D	PUTNAM DYNAMIC RISK ALLOCATION FUND	0	47.899	47.899
**D	PUTNAM VARIABLE TRUST - PUTNAM VT GLOBAL ASSET ALLOCATION F	0	29.039	29.039
**D	PUTNAM DYNAMIC ASSET ALLOCATION GROWTH FUND	0	746.047	746.047
**D	PUTNAM DYNAMIC ASSET ALLOCATION BALANCED FUND	0	500.861	500.861
**D	PUTNAM DYNAMIC ASSET ALLOCATION CONSERVATIVE FUND	0	238.243	238.243
**D	PUTNAM GLOBAL UTILITIES FUND	0	740.654	740.654
**D	PUTNAM VARIABLE TRUST - PUTNAM VT GLOBAL UTILITIES FUND	0	304.635	304.635
**D	PUTNAM TOTAL RETURN TRUST	0	113.667	113.667
**D	PUTNAM RETIREMENT ADVANTAGE GAA GROWTH PORTFOLIO	0	337.513	337.513

342

LISTA ESITO DELLE VOTAZIONE  
 Oggetto: Destinazione dell utile d esercizio

FAVOREVOLI

Badge	Ragione Sociale	Proprio	Delega	Totale
**D	PUTNAM RETIREMENT ADVANTAGE GAA BALANCE PORTFOLIO	0	177.822	177.822
**D	PUTNAM RETIREMENT ADVANTAGE GAA CONSERVATIVE PORTFOLIO	0	47.960	47.960
**D	PUTNAM RETIREMENT ADVANTAGE GAA INCOME STRATEGIES PORTFOLIO	0	29.845	29.845
**D	PUTNAM RETIREMENT ADVANTAGE GAA EQUITY PORTFOLIO	0	122.077	122.077
**D	PUTNAM TOTAL RETURN FUND, LLC	0	37.152	37.152
**D	THE STATE OF NEVADA	0	68.297	68.297
**D	PUTNAM DYNAMIC ASSET ALLOCATION EQUITY FUND	0	38.992	38.992
**D	INTERNATIONAL PAPER CO COMMINGLED INVESTMENT GROUP TRUST	0	2.014.237	2.014.237
**D	INTERNATIONAL PAPER CO COMMINGLED INVESTMENT GROUP TRUST	0	3.602	3.602
**D	LAZARD ASSET MANAGEMENT LLC	0	1.510	1.510
**D	LAZARD INTERNATIONAL EQUITY ADVANTAGE PORTFOLIO	0	251.256	251.256
**D	DEKA INVESTMENT GMBH FOR SFT 3-FONDS	0	11.163	11.163
**D	ALLIANZ GLOBAL INVESTORS GMBH FOR DBI-FONDS SFT 4	0	54.836	54.836
**D	J & J PENSION FUND OFF	0	37.133	37.133
**D	INTERNATIONAL EXPATRIATE BENEFIT MASTER TRUST	0	9.768.066	9.768.066
**D	MFS VARIABLE INSURANCE TRUST - MFS UTILITIES SERIES	0	328.696	328.696
**D	MFS HERITAGE TRUST COMPANY COLLECTIVE INVESTMENT TRUST	0	16.657	16.657
**D	MFS DEVELOPMENT FUNDS, LLC	0	6.998	6.998
**D	GOLDMAN SACHS TRST II-GOLDMAN SACHS MULTI-MNGR GLOBAL EQT FUND	0	8.013	8.013
**D	GOLDMAN SACHS TRST- GOLDMAN SACHS GLOBAL MANAGED BETA FUND	0	10.184	10.184
**D	GOLDMAN SACHS TRST - GOLDMAN SACHS GLOBAL INFRASTRUCTURE FUND	0	270.475	270.475
**D	GOLDMAN SACHS TRST II GOLDMAN SACHS GQG PART INTL OPP FD	0	318.037	318.037
**D	INTERNATIONAL MONETARY FUND	0	255.410	255.410
**D	USAA GLOBAL EQUITY INCOME FUND	0	10.639	10.639
**D	ALLIANCEBERNSTEIN GLOBAL RISK ALLOCATION FUND INC	0	70.699	70.699
**D	THE ALLIANCEBERNSTEIN POOLING PTF - ALLIANCE VOL MNGM PTF	0	72.583	72.583
**D	ALLIANCEBERNST VAR PROD SER F INC.ALLIANCE DYN ASSET ALL PTF	0	37.731	37.731
**D	AB VARIABLE PROD SERIES FD, INC.-AB BALANCED WEALTH STG PORTF	0	225.319	225.319
**D	ALLIANZ GLOBAL INVESTORS GMBH FOR DBI-FONDS ANDUS	0	365.073	365.073
**D	JOHN HANCOCK LIFE AND HEALTH INSURANCE COMPANY	0	10.535.977	10.535.977
**D	RUSSELL TRUST CO COMMINGLED EMPLOYEE BENEFIT FUNDS TRUST	0	8.170.808	8.170.808
**D	RUSSELL INVESTMENT COMPANY PLC	0	289.164	289.164
**D	METROPOLITAN LIFE INSURANCE COMPANY	0	147.136	147.136
**D	THE MASTER TRUST BK OF JP LTD: HITACHI FOREIGN EQ INDEX MF	0	1.302	1.302
**D	SPDR MSCI WORLD QUALITY MIX FUND	0	488.700	488.700
**D	COMMONFUND STRATEGIC SOLUTIONS GLOBAL EQUITY, LLC	0	673.786	673.786
**D	GMAM INVESTMENT FUNDS TRUST	0	805.100	805.100
**D	GMAM INVESTMENT FUNDS TRUST	0	52.225	52.225
**D	IBM RETIREMENT PLAN	0	46.546	46.546
**D	ALLIANZ GLOBAL INV GMBH FOR ALLIANZGI-FONDS SFT2	0	48.000	48.000
**D	DEUTSCHE ASSET MNGM INV GMBH FOR DEAM FONDS BBS	0	15.700.200	15.700.200
**D	THORNBURG INVESTMENT INCOME BUILDER FUND	0	747	747
**D	NEUBERGER BERMAN ALTERNATIVE FUNDS NB MULTI-ASSET INCOME FUND	0	13.705	13.705
**D	AMERICAN BUREAU OF SHIPPING	0		

343

LISTA ESITO DELLE VOTAZIONE

Oggetto: Destinazione dell utile d esercizio

FAVOREVOLI

Badge	Ragione Sociale	Proprio	Delega	Totale
**D	JAPAN TRUSTEE SERV BK LTD ATF SMTB PIMCO RAE LO VOL FR EQT M F	0	8.321	8.321
**D	PRINCIPAL GLOBAL INVESTORS COLLECTIVE INVESTMENT TRUST	0	527.642	527.642
**D	AMERICAN BAR ASSOCIATION MEMBERS/MTC COLLECTIVE TRUST	0	74.200	74.200
**D	AMERICAN CENTURY STRATEGIC ASSET ALL, INC. STRAT ALL CONS F	0	54.095	54.095
**D	AMERICAN CENTURY STRAT ASSET ALL, INC. STRAT ALL MODERATE F	0	227.054	227.054
**D	AMERICAN CENTURY STRAT ASSET ALL, INC. STRATEGIC ALL AGGR F	0	176.089	176.089
**D	AMERICAN CENTURY QUANTITATIVE EQUITY FUNDS, INC. INT CORE EQ	0	51.084	51.084
**D	AMERICAN CENTURY WORLD MUTUAL FUNDS, INC. INTL VALUE F	0	251.490	251.490
**D	AMERICAN CENTURY WORLD MUTUAL FUNDS INC - NT INT VALUE FUND	0	2.622.881	2.622.881
**D	AMERICAN CENTURY RETIREMENT DATE TRUST	0	361.897	361.897
**D	XEROX CANADA EMPLOYEES RETIREMENT PLAN	0	47.900	47.900
**D	PEOPLE'S BANK OF CHINA	0	6.064.055	6.064.055
**D	PEOPLE'S BANK OF CHINA	0	7.920.971	7.920.971
**D	JP TR SERV BK LTD ATF MATB MSCI KOKUSAI INDEX MOTHER F	0	159.409	159.409
**D	AXA IM SMART MATCHING SOLUTIONS PUBLIC LIMITED COMPANY	0	42.000	42.000
**D	ALPINE GLOBAL INFRASTRUCTURE FUND	0	521.000	521.000
**D	ANIMA FUNDS PLC	0	2.504.661	2.504.661
**D	ANGELES GLOBAL EQUITY OPPORTUNITIES FUND LLC	0	87.000	87.000
**D	THE MASTER TR BK OF JP LTD AIF INVESCO DEV COUNT EQ INDEX M F	0	750	750
**D	PENSION FUND OF SUMITOMO MITSUI BANKING CORPORATION	0	52.319	52.319
**D	THE MASTER TRUST BK OF JP RE F RUSSELL INV (JP) INTL EQUITY F	0	234.700	234.700
**D	TOYOTA MOTOR PENSION FUND	0	223.583	223.583
**D	AQR GLOBAL ENHANCED MINIMUM VOLATILITY EQUITY FUND, L.P.	0	881	881
**D	AQR INTERNATIONAL EQUITY EDGE FUND, L.P.	0	4.360	4.360
**D	AQR FUNDS - AQR INT RELAXED CONSTRAINT EQUITY FUND	0	9.101	9.101
**D	ARROWSTREET MULTI STRATEGY UMBRELLA PLC	0	308.057	308.057
**D	ARROWSTREET INTERNATIONAL EQUITY EAFE TRUST FUND	0	68.288	68.288
**D	ARROWSTREET INTL EQ ACWI EX US ALPHA EXTENSION TRUST FUND	0	58.782	58.782
**D	AXA INVESTMENT MANAGERS DEUTSCHLAND GMBH FOR AXA EUROPA	0	150.000	150.000
**D	AXA INVESTMENT MANAGERS DEUTSCHLAND GMBH FOR AXA WELT	0	63.000	63.000
**D	GENERAL CONFERENCE CORPORATION OF SEVENTH DAY ADVENTISTS	0	313.808	313.808
**D	AXA ROSENBERG EQUITY ALPHA TRUST	0	1.665.000	1.665.000
**D	STATE OF ALASKA RETIREMENT AND BENEFITS PLANS	0	1.184.073	1.184.073
**D	STATE OF ALASKA RETIREMENT AND BENEFITS PLANS	0	815.702	815.702
**D	JP TRU SERVICES BK, LTD. AS TRU FOR SMTB GWAS EQ MOTHER FD	0	18.114	18.114
**D	OBLETE INTERNATIONAL PASTORAL INVESTMENT TRUST	0	28.150	28.150
**D	UNITED TECHNOLOGIES CORPORATION EMPLOYEE SAVINGS PLAN	0	515.967	515.967
**D	THE WALT DISNEY COMPANY RETIREMENT PLAN MASTER TRUST	0	111.482	111.482
**D	BROOKFIELD REAL ASSETS HYBRID MASTER FUND L.P	0	73.800	73.800
**D	THE MASTER TRUST BK OF JP LTD: RUSSELL GLB ENVIR TECH FUND	0	3.338	3.338
**D	MERCER DIOCESE OF BROOKLYN GROWTH STRATEGY	0	156.815	156.815
**D	MERCER DIOCESE OF BROOKLYN GROWTH STRATEGY	0	158.300	158.300
**D	MERCER DIOCESE OF BROOKLYN LAY PENSION INVESTMENT TRUST	0	78.140	78.140

364

## LISTA ESITO DELLE VOTAZIONE

Oggetto: Destinazione dell'utile d'esercizio

## FAVOREVOLI

Badge	Regione Sociale	Proprio	Delega	Totale
**D	MERCER DIOCESE OF BROOKLYN LAY PENSION INVESTMENT TRUST	0	78.900	78.900
**D	SIFORE XXI BANORTE CONS. SOC ANON DE CAPITAL VARIABLE	0	2.569.483	2.569.483
**D	TIAA-CREF FUNDS - ENHANCED INTERNATIONAL EQUITY INDEX FUND	0	2.692.631	2.692.631
**D	MET INVESTOR SERIES TRUST-ALLIANCE GLOBAL DYNAMIC ALL PTF	0	775.255	775.255
**D	MET INVESTORS SERIES TRUST- SCHROEDERS GLOBAL MULTI-ASSET PTF	0	179.232	179.232
**D	MET INVESTORS SERIES TRUST- JPMORGAN GLOBAL ACTIVE ALL PTF	0	1.905.374	1.905.374
**D	RUSSELL INVESTMENT COMPANY - RUSSELL INTERN DEVELOPED MKT F	0	6.172.022	6.172.022
**D	RUSSELL INVESTMENT COMPANY RUSSELL GLOBAL EQUITY FUND	0	843.198	843.198
**D	HENDERSON DIVIDEND + INCOME BUILDER FUND	0	319.508	319.508
**D	CENTRAL PROVIDENT FUND BOARD	0	78.732	78.732
**D	UAW RETIREE MEDICAL BENEFITS TRUST	0	4.131.639	4.131.639
**D	DESJARDINS CANADIAN BALANCED FUND	0	42.627	42.627
**D	CALVERT VP EAFE INTERNATIONAL INDEX PORTFOLIO	0	77.181	77.181
**D	CAISSE DE DEPOT ET PLACEMENT DU QUEBEC	0	11.899.564	11.899.564
**D	THE REGENTS OF THE UNIVERSITY OF CALIFORNIA	0	8.108.176	8.108.176
**D	EIC ENERGY UTILITY FUND	0	653.000	653.000
**D	ALLIANZ GLOBAL INVESTORS GMBH FOR ELK-COFONDS	0	699.746	699.746
**D	MICROSOFT CORPORATION SAVINGS PLUS 401(K) PLAN	0	1.821.881	1.821.881
**D	ALLIANZ NFJ INTERNATIONAL VALUE FUND	0	2.084.783	2.084.783
**D	ALLIANZGI BEST STYLES GLOBAL EQUITY FUND	0	208.829	208.829
**D	ALLIANZGI BEST STYLES INTERNATIONAL EQUITY FUND	0	57.753	57.753
**D	ALLIANZGI GLOBAL DYNAMIC ALLOCATION FUND	0	32.176	32.176
**D	ALLIANZ NFJ INTERNATIONAL VALUE II FUND	0	1.385	1.385
**D	LORD ABBETT SERIES FUND, INC. - INTERNATIONAL CORE EQ PTF	0	193.435	193.435
**D	LORD ABBETT SECURITIES TRUST-LORD ABBETT INT CORE EQ F	0	1.690.148	1.690.148
**D	FEDEX CORPORATION EMPLOYEES PENSION TRUST	0	338.670	338.670
**D	PARAMETRIC INTERNATIONAL EQUITY FUND	0	157.274	157.274
**D	SOJECCI II LTEE	0	96.200	96.200
**D	EATON VANCE HEXAVEST GLOBAL EQUITY FUND	0	65.700	65.700
**D	EATON VANCE HEXAVEST INTERNATIONAL EQUITY FUND	0	15.983	15.983
**D	TAX - MANAGED INTERNATIONAL EQUITY PORTFOLIO	0	48.562	48.562
**D	GABELLI UTILITIES FUND	0	250.000	250.000
**D	THE GABELLI DIVIDEND & INCOME TRUST	0	230.000	230.000
**D	GENERAL ELECTRIC PENSION TRUST	0	80.000	80.000
**D	RUSSELL INVESTMENT FUNDS NON-U.S. FUND	0	2.628.347	2.628.347
**D	RUSSELL INVESTMENT COMPANY RUSSELL TAX-MANAGED INTL EQ FUND	0	998.328	998.328
**D	RUSSELL INVESTMENT COMPANY SELECT INTERNATIONAL EQUITY FUND	0	739.735	739.735
**D	LAND BK OF TW IN ITS CAP AS MSIR CUS OF ER TEM SIN M-A INC B F	0	590.894	590.894
**D	MARQUIS INSTITUTIONAL GLOBAL EQUITY PORTFOLIO	0	28.195	28.195
**D	PIMCO BALANCED INCOME FUND (CANADA)	0	51.650	51.650
**D	THE HARTFORD GLOBAL REAL ASSET FUND	0	14.100	14.100
**D	THE HARTFORDGLOBAL ALL- ASSET FUND	0	114.712	114.712
**D		0	20.184	20.184

LISTA ESITO DELLE VOTAZIONE  
 Oggetto: Destinazione dell utile d esercizio

FAVOREVOLI

Badge	Ragione Sociale	Proprio	Delega	Totale
**D	AMERICAN FUNDS INSURANCE SERIES CAPITAL INCOME BUILDER	0	494.674	494.674
**D	ROCHE U.S. RETIREMENT PLANS MASTER TRUST	0	1.339.900	1.339.900
**D	CITY OF HOPE	0	86.500	86.500
**D	BECKMAN RESEARCH INSTITUTE OF THE CITY OF HOPE	0	61.500	61.500
**D	CITY OF HOPE NATIONAL MEDICAL CENTER	0	79.000	79.000
**D	CENTRAL BANK OF TRINIDAD AND TOBAGO	0	1.205.822	1.205.822
**D	RUSSELL INVESTMENT COMPANY MULTI-ASSET GROWTH STRATEGY FUND	0	29.004	29.004
**D	HEXAVEST EAFE EQUITY FUND	0	660.938	660.938
**D	HEXAVEST ACWI EQUITY FUND	0	49.740	49.740
**D	HEXAVEST WORLD EQUITY FUND	0	579.381	579.381
**D	BROOKFIELD GLOBAL REAL ASSET FUND	0	18.200	18.200
**D	TRANSAMERICA JPMORGAN TACTICAL ALLOCATION VP	0	109.592	109.592
**D	MONY LIFE RETIREMENT INCOME SECURITYPLAN FOR EMPLOYEES	0	5.960	5.960
**D	TRANSAMERICA AB DYNAMIC ALLOCATION VP	0	39.844	39.844
**D	ICON INTERNATIONAL EQUITY FUND	0	177.000	177.000
**D	TANGERINE BALANCED INCOME PORTFOLIO	0	16.557	16.557
**D	TANGERINE BALANCED PORTFOLIO	0	101.866	101.866
**D	TANGERINE BALANCED GROWTH PORTFOLIO	0	86.522	86.522
**D	TANGERINE EQUITY GROWTH PORTFOLIO	0	74.941	74.941
**D	STATE FARM MUTUAL FUND TRUST, INTERNATIONAL INDEX FUND	0	158.717	158.717
**D	MASSMUTUAL SELECT OVERSEAS FUND	0	465.251	465.251
**D	MAINSTAY VP MFS UTILITIES PORTFOLIO	0	7.895.688	7.895.688
**D	TRANSAMERICA BLACKROCK GLOBAL ALLOCATION VP	0	705.964	705.964
**D	MM SELECT EQUITY ASSET FUND	0	171.948	171.948
**D	MM MSCI EAFE INTERNATIONAL INDEX FUND	0	166.142	166.142
**D	GMO TAX-MANAGED GLOBAL BALANCED PORTFOLIO	0	38.039	38.039
**D	GMO IMPLEMENTATION FUND	0	2.652.207	2.652.207
**D	JANUS CAPITAL MANAGEMENT LLC	0	20	20
**D	RUSSELL INVESTMENT COMPANY IV PLC	0	537.826	537.826
**D	JOHNSON & JOHNSON PENSION & SAVINGS PLANS MASTER TRUST	0	198.000	198.000
**D	PENSIONSKASSE JOHNSON & JOHNSON SCHWEIZ	0	82.709	82.709
**D	INTECH GLOBAL ALL COUNTRY ENHANCED INDEX FUND LLC	0	7.819	7.819
**D	SUNAMERICA SERIES TRUST GLOBAL EQUITIES PORTFOLIO	0	360.140	360.140
**D	SUNAMERICA SERIES TRUST TELECOM UTILITY PORTFOLIO	0	272.236	272.236
**D	SEASONS SERIES TRUST ASSET ALLOCATION:DIVERSIFIED GROWTH PTF	0	35.095	35.095
**D	SEASONS SERIES TRUST INTERNATIONAL EQUITY PORTFOLIO	0	126.595	126.595
**D	SUNAMERICA SERIES TRUST- SA BLACKROCK VCP GLO MUL ASSET PTF	0	172.059	172.059
**D	SUNAMERICA SERIES TRUST- SA SCHRÖDERS VCP GLO ALLOC PORTFOLIO	0	64.530	64.530
**D	SUNAMERICA SERIES TRUST - SA INTERNATIONAL INDEX PORTFOLIO	0	136.619	136.619
**D	ORANGE COUNTY EMPLOYEES RETIREMENT SYSTEM	0	383.270	383.270
**D	RUSSELL COMMON CONTRACTUAL FUND	0	333.200	333.200
**D	RUSSELL INVESTMENT COMPANY V PLC	0	394.086	394.086
**D	RUSSELL INSTITUTIONAL FUNDS PLC	0	29.890	29.890

346

LISTA ESITO DELLE VOTAZIONE

Oggetto: Destinazione dell utile d esercizio

FAVOREVOLI

Badge	Ragione Sociale	Proprio	Delega	Totale
**D	STATE STREET GLOBAL EQUITY EX-US INDEX PORTFOLIO	0	370.696	370.696
**D	STATE STREET DISCIPLINED GLOBAL EQUITY PORTFOLIO	0	9.520	9.520
**D	STATE STREET INTERNATIONAL DEVELOPED EQUITY INDEX PORTFOLIO	0	1.341.151	1.341.151
**D	DEUTSCHE EAFE EQUITY INDEX FUND	0	33.775	33.775
**D	KP INTERNATIONAL EQUITY FUND	0	151.868	151.868
**D	KANSAS PUBLIC EMPLOYEES RETIREMENT SYSTEM	0	1.847.947	1.847.947
**D	RHUMBLINE INTERNATIONAL POOLED INDEX TRUST	0	42.398	42.398
**D	LOS ANGELES COUNTY EMPLOYEES RETIREMENT ASSOCIATION	0	104.000	104.000
**D	LORD ABBETT INTERNATIONAL CORE EQUITY TRUST	0	93.243	93.243
**D	SPDR MSCI ACWI IMI ETF	0	16.475	16.475
**D	SPDR MSCI EAFE QUALITY MIX ETF	0	45.802	45.802
**D	SPDR MSCI WORLD QUALITY MIX ETF	0	3.744	3.744
**D	HARTFORD MULTIFACTOR DEVELOPED MARKETS (EX-US) ETF	0	7.767	7.767
**D	ALLIANCEBERNSTEIN INTERNATIONAL ALL-COUNTRY PASSIVE SERIES	0	90.835	90.835
**D	MARYLAND STATE RETIREMENT & PENSION SYSTEM	0	1.865.751	1.865.751
**D	RUSSELL INV MULTI-ASSET FACTOR EXPOSURE FUND	0	217.156	217.156
**D	ALLIANZ GLOBAL INVESTORS GMBH FOR ALLIANZ STRAT. BALANCE	0	302.528	302.528
**D	ALLIANZ GLOBAL INVESTORS GMBH FOR ALLIANZ STRAT. STABILITÄT	0	51.834	51.834
**D	ALLIANZ GLOBAL INVESTORS GMBH FOR ALLIANZ STRAT. WACHSTUM	0	388.061	388.061
**D	THE PRUDENTIAL INSURANCE COMPANY OF AMERICA	0	628.929	628.929
**D	PRUDENTIAL TRUST CO MASTER COMMINGLED INV F FOR TAX EXEMPT TR	0	469.482	469.482
**D	MDPIM INTERNATIONAL EQUITY POOL	0	373.100	373.100
**D	MD INTERNATIONAL VALUE FUND	0	152.189	152.189
**D	MD EQUITY FUND	0	413.850	413.850
**D	MDPIM INTERNATIONAL EQUITY POOL	0	105.800	105.800
**D	MD INTERNATIONAL VALUE FUND	0	1.312.658	1.312.658
**D	MERCER INTERNATIONAL EQUITY FUND	0	39.200	39.200
**D	MGI FUNDS PLC	0	89.607	89.607
**D	MGI FUNDS PLC	0	100.000	100.000
**D	MERCER QIF CCF	0	161.181	161.181
**D	MERCER QIF FUND PLC	0	6.182.419	6.182.419
**D	MERCER GLOBAL EQUITY FUND	0	101.228	101.228
**D	MERCER GLOBAL EQUITY FUND	0	180.695	180.695
**D	MGI FUNDS PLC	0	314.747	314.747
**D	MORGAN STANLEY INSTITUTIONAL FUND TR- GL MULTI-ASSET INC PTF	0	594.456	594.456
**D	LOCKHEED MARTIN CORP DEFINED CONTRIBUTION PLAN MASTER TRUST	0	1.336	1.336
**D	MET INVESTORS SERIES TRUST- PANAGORA GLO DIVERSIFIED RISK PTF	0	318.523	318.523
**D	BLUE CROSS BLUE SHIELD OF KANSAS, INC	0	11.684	11.684
**D	NORTHROP GRUMMAN CORPORATION VEBB MASTER TRUST I	0	6.835	6.835
**D	BURROUGHS WELLCOME FUND	0	26.125	26.125
**D	DEUTSCHE BANK-ONSHORE	0	9.415	9.415
**D	STATE OF NEW JERSEY COMMON PENSION FUND D	0	9.411	9.411
**D		0	3.987.454	3.987.454

347



LISTA ESITO DELLE VOTAZIONE  
Oggetto: Destinazione dell utile d esercizio

FAVOREVOLI

Badge	Ragione Sociale	Proprio	Delega	Totale
**D	ONTARIO TEACHERS PENSION PLAN BOARD	0	785.400	785.400
**D	NEW SHIPS, INC. PENSION MASTER TRUST	0	390.042	390.042
**D	CITY OF NEW YORK GROUP TRUST	0	2.462.589	2.462.589
**D	ONEOK, INC. RETIREMENT PLAN TRUST	0	34.886	34.886
**D	COSMOPOLITAN INVESTMENT FUND	0	709.642	709.642
**D	PIMCO RAE FUNDAMENTAL INTERNATIONAL FUND LLC	0	1.241.002	1.241.002
**D	PIMCO EQUITY SERIES: PIMCO RAE FUNDAMENTAL INTERNATIONAL FUND	0	504.064	504.064
**D	PRINCIPAL LIFE INSURANCE COMPANY	0	2.536.580	2.536.580
**D	DIVERSIFIED REAL ASSET CIT	0	633.386	633.386
**D	PUTNAM WORLD TRUST	0	50.293	50.293
**D	THE UNIVERSITY OF HONG KONG	0	35.573	35.573
**D	CERN PENSION FUND	0	1.500.092	1.500.092
**D	RETIREMNT & SEC PROG. & SAVNGS PLN OF NTC& & ITS MERS MSTR TST	0	92.664	92.664
**D	DEUTSCHE ASSET MNGM INV GMBH FOR DEAM-FONDS KLP 1	0	68.000	68.000
**D	DEUTSCHE ASSET MNGM INV GMBH FOR DEAM-FONDS PPC GEQ	0	25.152	25.152
**D	DEUTSCHE ASSET MNGM INV GMBH FOR DEAM-FONDS RKBS	0	70.000	70.000
**D	DEUTSCHE ASSET MNGM INV GMBH FOR DEAM-FONDS BW GERMANY	0	19.566	19.566
**D	DEUTSCHE ASSET MNGM INV GMBH FOR DEAM-FONDS DMI3	0	137.000	137.000
**D	DEUTSCHE ASSET MNGM INV GMBH FOR DEAM-FONDS PPC EQ	0	159.249	159.249
**D	DEUTSCHE ASSET MNGM INV GMBH FOR GCB PENSION FUND GERMANY	0	69.458	69.458
**D	DEUTSCHE ASSET MNGM INV GMBH FOR DEAM FONDS AKS	0	20.000	20.000
**D	DEUTSCHE ASSET MNGM INV GMBH FOR DEAM FONDS DAM 2	0	40.000	40.000
**D	DEUTSCHE ASSET MNGM INV GMBH FOR DEAM-FONDS BG 2	0	30.000	30.000
**D	DEUTSCHE ASSET MNGM INV GMBH FOR DEAM FONDS TOCO	0	110.000	110.000
**D	DEUTSCHE ASSET MNGM INV GMBH FOR DEAM FONDS AVD 2	0	20.900	20.900
**D	DEUTSCHE ASSET MNGM INV GMBH FOR DEAM-FONDS-BCA 1	0	85.000	85.000
**D	DEUTSCHE ASSET MNGM INV GMBH FOR DEAM FONDS DAA	0	33.900	33.900
**D	DEUTSCHE ASSET MNGM INV GMBH FOR DEAM-FONDS DEUK	0	60.000	60.000
**D	DEUTSCHE ASSET MNGM INV GMBH FOR DEAM-FONDS CA IV	0	24.000	24.000
**D	DEUTSCHE ASSET MNGM INV GMBH FOR DEAM FONDS KDE 1	0	60.000	60.000
**D	DEUTSCHE ASSET MNGM INV GMBH FOR DEAM FONDS WOP 1	0	215.511	215.511
**D	DEUTSCHE ASSET MNGM INV GMBH FOR DEAM FONDS WOP 2	0	135.396	135.396
**D	DEUTSCHE ASSET MNGM INV GMBH FOR STIFTUNGSFONDS SVOP	0	89.909	89.909
**D	DEUTSCHE ASSET MNGM INV GMBH FOR DEAM-FONDS DVERG	0	45.000	45.000
**D	DEUTSCHE ASSET MNGM INV GMBH FOR DEAM FONDS PFM	0	70.000	70.000
**D	DEUTSCHE ASSET MNGM INV GMBH FOR DEAM-FONDS EXEMPLUM	0	15.000	15.000
**D	DEUTSCHE ASSET MNGM INV GMBH FOR DEAM FONDS NSW	0	40.500	40.500
**D	DEUTSCHE AM INV GMBH FOR DEAM FONDS RHEIN	0	340.000	340.000
**D	DEUTSCHE ASSET MNGM INV GMBH FOR DEAM FONDS KLLIL	0	11.000	11.000
**D	DEUTSCHE ASSET MNGM INV GMBH FOR DEAM FONDS SFWL	0	500.000	500.000
**D	DEUTSCHE ASSET MNGM INV GMBH FOR DEAM FONDS SIM 1	0	362.100	362.100
**D	DEUT ASS & WEALTH MNGM INV GMBH FOR DEAM-FONDS IHG 1	0	202.000	202.000
**D	DEUTSCHE ASSET MNGM INV GMBH FOR DEAM FONDS PMC 1	0	120.000	120.000

348

## LISTA ESITO DELLE VOTAZIONE

Oggetto: Destinazione dell'utile d'esercizio

## FAVOREVOLI

Badge	Ragione Sociale	Proprio	Delega	Totale
**D	DEUTSCHE ASSET MNGM INV GMBH FOR DEAM FONDS PKN 2	0	2.998.721	2.998.721
**D	DEUTSCHE ASSET MNGM INV GMBH FOR DEAM- FONDS OKA	0	30.000	30.000
**D	DEUTSCHE ASSET MNGM INV GMBH FOR DEAM FONDS AO 1	0	10.000	10.000
**D	DEUTSCHE ASSET MNGM INV GMBH FOR DEAM FONDS APD	0	5.000	5.000
**D	DEUTSCHE ASSET MNGM INV GMBH FOR DEAM FONDS UVG 1	0	23.400	23.400
**D	DEUTSCHE ASSET MNGM INV GMBH FOR DEAM FONDS PTF	0	77.000	77.000
**D	DEUTSCHE ASSET MNGM INV GMBH FOR DEAM FONDS RTU 1	0	20.000	20.000
**D	DEUTSCHE ASSET MNGM INV GMBH FOR DEAM FONDS PSF 1	0	31.304	31.304
**D	DEUTSCHE ASSET MNGM INV GMBH FOR DEAM FONDS SCSM	0	12.901	12.901
**D	DEUTSCHE ASSET MNGM INV GMBH FOR DEAM FONDS STK	0	28.600	28.600
**D	DEUTSCHE ASSET MNGM INV GMBH FOR DEAM FONDS SVSW	0	55.000	55.000
**D	DEUTSCHE ASSET MNGM INV GMBH FOR DEAM- FONDS UZS 1	0	50.000	50.000
**D	DEUTSCHE ASSET MNGM INV GMBH FOR STIFTUNGSFONDS SV 1	0	240.000	240.000
**D	DEUTSCHE ASSET MNGM INV GMBH FOR STIFTUNGSFONDS SVC 1	0	38.868	38.868
**D	DEUTSCHE ASSET MNGM INV GMBH FOR DEAM FONDS SWI	0	33.000	33.000
**D	DEUTSCHE ASSET MNGM INV GMBH FOR DEAM F STRATAV EUR STRAT1	0	125.000	125.000
**D	DEUTSCHE ASSET MNGM INV GMBH FOR DEAM FONDS VEF	0	13.500	13.500
**D	DEUTSCHE ASSET MNGM INV GMBH FOR DEAM- HAD- MITARBEITER I	0	6.500	6.500
**D	DEUTSCHE ASSET MNGM INV GMBH FOR DEAM- HAD- MITARBEITER II	0	15.000	15.000
**D	DEUTSCHE ASSET MNGM INV GMBH FOR DEAM- HAD- MITARBEITER II	0	20.000	20.000
**D	DEUTSCHE ASSET MNGM INV GMBH FOR DEAM FONDS IWI	0	150.000	150.000
**D	DEUTSCHE ASSET MNGM INV GMBH FOR DEAM- FONDS ZDB	0	16.000	16.000
**D	DEUTSCHE ASSET MNGM INV GMBH FOR DEAM FONDS PVZ 1	0	230.000	230.000
**D	DEUTSCHE ASSET MNGM INV GMBH FOR DEAM FONDS ZSB 1	0	60.000	60.000
**D	DEUTSCHE ASSET MNGM INV GMBH FOR DEAM- FONDS CPT	0	5.820	5.820
**D	DEUTSCHE ASSET MANAGEMENT INVESTMENT GMBH FOR DEUTSCHE RR17	0	49.044	49.044
**D	INTEL CORPORATION RETIREE MEDICAL PLAN TRUST	0	354.310	354.310
**D	STATE OF ALASKA DEPARTMENT OF ADMINISTRATION	0	211.155	211.155
**D	ALASKA COMMON TRUST FUND	0	110.644	110.644
**D	AQR COLLECTIVE INVESTMENT TRUST	0	345.600	345.600
**D	GREYSTONE INTERNATIONAL INCOME AND GROWTH FUND	0	94.448	94.448
**D	GREYSTONE GLOBAL INCOME + GROWTH FUND	0	1.068.850	1.068.850
**D	PANAGORA DYNAMIC GLOBAL EQUITY (EX TOBACCO) FUND	0	263.178	263.178
**D	THRIVENT PARTNER WORLDWIDE ALLOCATION FUND	0	579.002	579.002
**D	THRIVENT PARTNER WORLDWIDE ALLOCATION PORTFOLIO	0	1.182.987	1.182.987
**D	RUSSELL INSTITUTIONAL FUNDS, LLC- RUSSELL INTL EQUITY FUND	0	281.928	281.928
**D	RUSSELL INSTL FUNDS, LLC- RUSSELL MULTI- ASSET CORE PLUS FUND	0	133.718	133.718
**D	RUSSELL INSTITUTIONAL FUNDS, LLC- RUSSELL GLOB EQ PLUS FUND	0	10.935.993	10.935.993
**D	FLOURISH INVESTMENT CORPORATION	0	59.593	59.593
**D	OMERS ADMINISTRATION CORPORATION	0	236.311	236.311
**D	HONG KONG HOUSING SOCIETY	0	363.295	363.295
**D	GOV OF HM THE SULTAN AND YANG DI- PERTUAN OF BRUNEI DARUSSALAM	0	1.032.609	1.032.609
**D	BANK OF KOREA	0	270.659	270.659
**D	BINCOR OVERSEAS POOLED FUND	0		

349



LISTA ESITO DELLE VOTAZIONE

Oggetto: Destinazione dell utile d esercizio

FAVOREVOLI

Badge	Ragione Sociale	Proprio	Delega	Totale
**D	BIMCOR GLOBAL EQUITY POOLED FUND	0	541.008	541.008
**D	GOVERNMENT OF THE PROVINCE OF ALBERTA	0	7.145.000	7.145.000
**D	SPHERE FTSE EUROPE SUSTAINABLE YIELD INDEX ETF	0	3.908	3.908
**D	POWER ASSETS DEFINED CONTRIBUTION SCHEME	0	15.447	15.447
**D	SANOFT-AVENTIS US PENSION TRUST	0	45.600	45.600
**D	SSGA MSCI ACWI EX-USA INDEX NON-LENDING DAILY TRUST	0	174.679	174.679
**D	GAM INVESTMENT MANAGEMENT (SWITZERLAND) AG	0	434.785	434.785
**D	GAM INVEST MANAG (SWITZ) AG VI VORSORGEINV VI CORE AKTN AUSLAND	0	9.120	9.120
**D	HARTFORD SCHROEDERS INTERNATIONAL MULTI-CAP VALUE FUND	0	194.636	194.636
**D	STATE STREET IRELAND UNIT TRUST	0	1.867.747	1.867.747
**D	STANDARD LIFE INV GLO ABS RETURN STRAT MASTER FUND LTD.	0	2.182.476	2.182.476
**D	STANDARD LIFE INVEST GLOBAL FOCUSED STRATEGIES MASTER FUND LTD	0	520.890	520.890
**D	SWISS AND GLOBAL AM AG ON BEHALF OF SSGA EUROPE EQUITY INDEX	0	23.030	23.030
**D	SSGA SPDR ETFS EUROPE I PUBLIC LIMITED COMPANY	0	1.052.072	1.052.072
**D	SSGA SPDR ETFS EUROPE II PUBLIC LIMITED COMPANY	0	1.121.453	1.121.453
**D	SIR DAVID TRENCH FUND FOR RECREATION	0	19.258	19.258
**D	SUNSUPER SUPERANNUATION FUND	0	915.151	915.151
**D	CALIFORNIA PUBLIC EMPLOYEES RETIREMENT SYSTEM	0	24.831.484	24.831.484
**D	ROMAN CATHOLIC BISHOP OF SPRINGFIELD A CORPORATION SOLE	0	8.322	8.322
**D	TEACHER RETIREMENT SYSTEM OF TEXAS	0	16.921.108	16.921.108
**D	CALIFORNIA STATE TEACHERS RETIREMENT SYSTEM	0	24.386.496	24.386.496
**D	TENNESSEE CONSOLIDATED RETIREMENT SYSTEM	0	5.134.859	5.134.859
**D	DEUTSCHE ASSET MNGM INV GMBH FOR DEAM-FONDS PG EQ	0	196.866	196.866
**D	AXA SWISS INSTITUTIONAL FUND - EQUITIES GLOBAL EX SWITZERLAND	0	99.000	99.000
**D	DEUTSCHE ASSET MNGM INV GMBH FOR DEAM FONDS MIR 1	0	33.000	33.000
**D	DEUTSCHE ASSET MNGM INV GMBH FOR DEAM FONDS GFN 1	0	80.000	80.000
**D	DEUTSCHE ASSET MNGM INV GMBH FOR DEAM FONDS PFDB	0	47.194	47.194
**D	PINERIDGE GLOBAL FUNDS	0	240.269	240.269
**D	DEUTSCHE ASSET MNGM INV GMBH FOR DEAM-FONDS BPT	0	840.000	840.000
**D	METZLER ASSET MANAGEMENT GMBH FOR MI-FONDS 415	0	1.903.915	1.903.915
**D	DEUTSCHE ASSET MNGM INV GMBH FOR DEAM-FONDS RVT	0	30.000	30.000
**D	ALLIANZ GLOBAL INVESTORS GMBH FOR ALLIANZGI-FONDS HPT	0	221.286	221.286
**D	DEUTSCHE ASSET MNGM INV GMBH FOR DEAM-FONDS PAL 1	0	69.300	69.300
**D	DEUTSCHE ASSET MNGM INV GMBH FOR DEAM-FONDS GSK 1	0	85.000	85.000
**D	ASIAN DEVELOPMENT BANK	0	352.688	352.688
**D	UBS (IRL) ETF PLC	0	614.225	614.225
**D	SOUTH CALIF UTD FOOD & COMM WK UN & FOOD EMPL JOINT PENS TR F	0	811.564	811.564
**D	CAPITAL GROUP INTERNATIONAL EQUITY FUND (CANADA)	0	26.647	26.647
**D	CAPITAL INTERNATIONAL - GROWTH AND INCOME	0	49.000	49.000
**D	VANGUARD FTSE DEVELOPED EUROPE ALL CAP INDEX ETF	0	77.183	77.183
**D	VANGUARD FTSE DEVELOPED ALL CAP EX NORTH AMERICA INDEX ETF	0	70.153	70.153
**D	VANGUARD DEVEL ALL-CAP EX NORTH AMERICA EQT IND POOLED FUND	0	14.116	14.116
**D	VANGUARD GLOBAL VALUE FACTOR ETF	0	2.139	2.139

350

## LISTA ESITO DELLE VOTAZIONI

Oggetto: Destinazione dell'utile d'esercizio

## FAVOREVOLI

Badge	Ragione Sociale	Proprio	Delega	Totale
**D	VANGUARD INVESTMENTS II COMMON CONTRACTUAL FUND	0	175.472	175.472
**D	VANGUARD INVESTMENTS COMMON CONTRACTUAL FUND	0	619.874	619.874
**D	VANGUARD FTSE DEVELOPED EUROPE INDEX ETF	0	17.315	17.315
**D	THE WELLINGTON TR CO NATIONAL ASS MULT COLLECT INV F TRUST	0	781.961	781.961
**D	THE WELLINGTON TR CO, NA MULT COMM TR F TR, REAL TOTAL RETURN PTF	0	1.180.874	1.180.874
**D	WELLINGTON TR CO NAT ASS MULT COMM, ENDURING ASSETS PTF	0	780	780
**D	WELLINGTON TR CO NAT ASS MULT COM TR F TR DAILY END ASS PTF	0	1.275.313	1.275.313
**D	THE WELLINGTON TR CO NAT ASS MULT COLLECTIVE INV F TRUST II	0	123.875	123.875
**D	WELLS FARGO BK DECL OF TR EST INV FUNDS FOR EMPLOYEE BEN TR	0	472.328	472.328
**D	WELLS FARGO DIVERSIFIED INTERNATIONAL FUND	0	79.600	79.600
**D	WELLS FARGOMASTER TRUST DIVERSIFIED STOCK PORTFOLIO	0	361.086	361.086
**D	WELLS FARGO MASTER TRUST INTERNATIONAL VALUE PORTFOLIO	0	1.706.600	1.706.600
**D	WELLINGTON COMPOUND GROWTH, L.P.	0	22.297	22.297
**D	WISDOMTREE ISSUER PUBLIC LIMITED COMPANY	0	86.620	86.620
**D	WSIB INVESTMENTS (PUBLIC EQUITIES) POOLED FUND TRUST	0	2.196.350	2.196.350
**D	DIVERSIFIED MARKETS (2010) POOLED FUND TRUST	0	132.815	132.815
**D	WASHINGTON STATE INVESTMENT BOARD	0	12.387.571	12.387.571
**D	WISDOMTREE DYNAMIC CURRENCY HEDGED EUROPE EQUITY FUND	0	3.467	3.467
**D	WISDOMTREE DYNAMIC CURRENCY HEDGED INTRNL EQUITY FUND	0	252.437	252.437
**D	WISDOMTREE DEFA EQUITY INCOME FUND	0	320.239	320.239
**D	WISDOMTREE INTERNATIONAL EQUITY FUND	0	523.128	523.128
**D	WISDOMTREE GLOBAL HIGH DIVIDEND FUND	0	38.618	38.618
**D	WISDOMTREE INTERNATIONAL LARGE CAP DIVIDEND FUND	0	325.411	325.411
**D	WISDOMTREE GLOBAL EX-U.S. HEDGED DIVIDEND FUND	0	2.918	2.918
**D	NEW YORK STATE TEACHERS RETIREMENT SYSTEM	0	1.030.200	1.030.200
**D	NEW YORK STATE TEACHERS RETIREMENT SYSTEM	0	3.196.543	3.196.543
**D	PENSIONFONDS METAAL OFP	0	756.683	756.683
**D	PRUDENTIAL RETIREMENT INSURANCE & ANNUITY COMPANY	0	478.800	478.800
**D	PRUDENTIAL RETIREMENT INSURANCE & ANNUITY COMPANY	0	23.896	23.896
**D	PRUDENTIAL RETIREMENT INSURANCE & ANNUITY COMPANY	0	97.407	97.407
**D	WELLINGTON MANAGEMENT FUNDS (IRELAND) PLC	0	1.247.430	1.247.430
**D	MANULIFE ASSET MANAGEMENT INTERNATIONAL EQUITY INDEX POOLED F	0	196.459	196.459
**D	SWISS & GLBL ASSET MNGMT AG ON BHLF OF ZUR INVEST INSTIIT FNDS	0	294.076	294.076
**D	SS BK AND TRUST COMPANY INV FUNDS FOR TAXEXEMPT RETIREMENT PL	0	32.073.349	32.073.349
**D	SSGA EAFE INDEX PLUS NON-LENDING COMMON TRUST FUND	0	14.777	14.777
**D	SSGA ACWI INTEGR ALPHA SELECT NON-LENDING QP COMMON TRUST F	0	30.108	30.108
**D	SSGA INTERNATIONAL ALPHA NON-LENDING QP COMMON TRUST FUND	0	45.446	45.446
**D	SSGA RUSSELL FD GL EX-US INDEX NONLENDING QP COMMON TRUST FUND	0	213.451	213.451
**D	SSGA FTSE RAFI DEVELOPED 1000 INDEX NON-LENDING COMMON TR F	0	276.836	276.836
**D	STATE STREET GLOBAL MANAGED VOL ALPHA NON-LENDING COM TRUST FD	0	296.656	296.656
**D	GSO ADGM III COMMON CONTRACTUAL FUND	0	54.376	54.376
**D	STATE STREET SP GLO INFRA INDEX NON-LENDING COMMON TRUST FUND	0	763.624	763.624
**D	SSGA MSCI EUROPE SCREENED INDEX NON-LENDING COMMON TRUST FUND	0	768.762	768.762

LISTA ESITO DELLE VOTAZIONE

Oggetto: Destinazione dell utile d esercizio

FAVOREVOLI

Badge	Ragione Sociale	Proprio	Delega	Totale
**D	MSCI EAFE PROCV SCREENED INDEX NON - LENDING COMMON TR FUND	0	98.469	98.469
**D	THE AB PORTFOLIOS - AB TAX-MANAGED BALANCED WEALTH STRATEGY	0	10.350	10.350
**D	THE AB PORTFOLIOS - AB BALANCED WEALTH STRATEGY	0	104.826	104.826
**D	THE AB PORTFOLIOS - AB CONSERVATIVE WEALTH STRATEGY	0	14.574	14.574
**D	THE AB PORTFOLIOS-AB TAX-MANAGED WEALTH APPRECIATION STRATEGY	0	141.020	141.020
**D	PWM VERMOGENSMANDAT - DWS	0	251.500	251.500
**D	INVESTEC GLOBAL STRATEGY FUND	0	10.858.483	10.858.483
**D	GLOBAL ADVANTAGE FUNDS - MAJOR MARKETS TELLFONDS	0	132.422	132.422
**D	STATE STREET GLOBAL ADVISORS LUXEMBOURG SICAV	0	5.267.766	5.267.766
**D	AXA WORLD FUNDS II	0	12.000	12.000
**D	AXA WORLD FUNDS	0	3.338.981	3.338.981
**D	ALLIANZ GLOBAL INVESTORS FUND	0	2.853.156	2.853.156
**D	RAS LUX FUND	0	75.000	75.000
**D	ALLIANZ SUISSE - STRATEGY FUND	0	34.842	34.842
**D	METALLERENTE FONDS PORTFOLIO	0	167.306	167.306
**D	ALLIANZ STIFTUNGSFONDS NACHHALTIGKEIT	0	143.248	143.248
**D	RP RENDITE PLUS	0	157.197	157.197
**D	BLACKROCK STRATEGIC FUNDS	0	521.370	521.370
**D	BLACKROCK GLOBAL INDEX FUNDS	0	655.587	655.587
**D	DB X-TRACKERS	0	26.602.244	26.602.244
**D	DEUTSCHE INVEST II	0	832.107	832.107
**D	DEUTSCHE INVEST I	0	2.385.032	2.385.032
**D	GOLDMAN SACHS FUNDS	0	5.714.158	5.714.158
**D	GOLDMAN SACHS FUNDS II	0	208.253	208.253
**D	GOLDMAN SACHS FUNDS II	0	73.786	73.786
**D	NEXTAM PARTNERS	0	45.048	45.048
**D	MFS MERIDIAN FUNDS	0	7.060.044	7.060.044
**D	KIEGER FUND I	0	24.729	24.729
**D	DB PRIVATMANDAT	0	377.228	377.228
**D	DEUTSCHE ASSET MNGM S.A. FOR VERM FLEXIBEL (80./ . TELLIGESCH)	0	313.811	313.811
**D	DEUTSCHE ASSET MNGM S.A. FOR DWS VERMOGENSMANDAT-DEFENSIV	0	149.015	149.015
**D	DEUTSCHE ASSET MNGM S.A. FOR DWS VERMOGENSMANDAT-BALANCE	0	635.353	635.353
**D	DEUTSCHE ASSET MANAGEMENT S.A. FOR DEUTSCHE ESG EUROPEAN EQ	0	701.200	701.200
**D	DEUTSCHE ASSET MNGM S.A. FOR DWS ETOILE	0	25.286	25.286
**D	JULIUS BAER MULTISTOCK	0	2.193.898	2.193.898
**D	MULTILABEL SICAV	0	2.679.000	2.679.000
**D	SGKB (LUX) FUND	0	7.493	7.493
**D	MULTIFLEX SICAV	0	548.467	548.467
**D	GAM STAR (LUX)	0	1.169.994	1.169.994
**D	UBS ETF-UBS-ETF DJ EURO STOXX 50	0	2.281.511	2.281.511
**D	UBS ETF	0	5.791.734	5.791.734
**D	UBS ETF	0	256.798	256.798
**D	UBS ETF	0	348.753	348.753

352

Assemblea Ordinaria del 04 maggio 2017

## LISTA ESITO DELLE VOTAZIONE

Oggetto: Destinazione dell utile d esercizio

## FAVOREVOLI

Badge	Ragione Sociale	Proprio	Delega	Totale
**D	UBS ETF	0	311.276	311.276
**D	UBS ETF	0	861.814	861.814
**D	UBS ETF	0	1.900.931	1.900.931
**D	UBS ETF	0	182.463	182.463
**D	UBS ETF	0	541.241	541.241
**D	DEUTSCHE ASSET MNGM INV GMBH FOR VERMOEGENSMNGM RENDITE OP	0	47.301	47.301
**D	DEUTSCHE ASSET MNGM INV GMBH FOR ALBATROS FONDS OP	0	1.048.261	1.048.261
**D	DEUTSCHE AM INVESTMENT GMBH FOR DEUTSCHE AM LOWVOL EUROPE	0	75.000	75.000
**D	DEUTSCHE ASSET MNGM INV GMBH FOR E. ON AKTIENFONDS DWS	0	230.303	230.303
**D	DEUTSCHE ASSET MNGM INV GMBH FOR DWS VORSORGE AS (DYNAMIK)	0	95.646	95.646
**D	DEUTSCHE ASSET MNGM INV GMBH FOR DWS VORSORGE AS (FLEX)	0	3.007.330	3.007.330
**D	DEUTSCHE ASSET MNGM INV GMBH FOR DWS TOP EUROPE	0	103.064	103.064
**D	DEUTSCHE ASSET MNGM INV GMBH FOR OPPENHEIM DYNAMIC EUROPE BAL	0	126.949	126.949
**D	DEUTSCHE ASSET MNGM INV GMBH FOR OP STRATEGIEFOLIO IV	0	319.345	319.345
**D	DEUTSCHE ASSET MNGM INV GMBH FOR SOP EUROLANDWERTE	0	53.449	53.449
**D	DEUTSCHE ASSET MNGM INV GMBH FOR MULTI-INDEX EQUITY FUND	0	162.755	162.755
**D	DEUTSCHE ASS MGMT INVEST. MIT TEILGEGE. FOR FIX INC AND ALT	0	1.933.700	1.933.700
**D	MONETARY AUTHORITY OF SINGAPORE	0	867.923	867.923
**D	ISHARES MSCI ACWI ETF	0	776.221	776.221
**D	ISHARES MSCI ACWI EX US ETF	0	2.424.320	2.424.320
**D	ISHARES EUROPE ETF	0	39.213.412	39.213.412
**D	ISHARES MSCI EAFE ETF	0	5.505.686	5.505.686
**D	ISHARES MSCI EAFE VALUE ETF	0	957.716	957.716
**D	ISHARES GLOBAL UTILITIES ETF	0	17.415.730	17.415.730
**D	ISHARES MSCI EUROZONE ETF	0	13.594.510	13.594.510
**D	ISHARES MSCI ITALY CAPED ETF	0	41.662	41.662
**D	ISHARES MSCI KOKUSAI ETF	0	6.100.527	6.100.527
**D	ISHARES GLOBAL INFRASTRUCTURE ETF	0	3.443.481	3.443.481
**D	ISHARES INTERNATIONAL SELECT DIVIDEND ETF	0	114.469	114.469
**D	BLACKROCK MSCI WORLD INDEX FUND OF BLACKROCK FUNDS	0	52.431.612	52.431.612
**D	BLACKROCK INST TRUST CO NA INV FUNDSFOR EMPLOYEE BENEFIT TR	0	11.608.046	11.608.046
**D	ISHARES CORE MSCI EAFE ETF	0	1.753.340	1.753.340
**D	ISHARES CORE MSCI TOTAL INTERNATIONAL STOCK ETF	0	11.248	11.248
**D	ISHARES MSCI INTERNATIONAL DEVELOPED ETF	0	84.746	84.746
**D	ISHARES MSCI WORLD ETF	0	338.281	338.281
**D	ISHARES CORE MSCI EAFE IMI INDEX ETF	0	123.863	123.863
**D	ISHARES MSCI EUROPE IMI INDEX ETF	0	1.460.820	1.460.820
**D	ISHARES CORE MSCI EUROPE ETF	0	109.580	109.580
**D	ISHARES MSCI EAFE ESG OPTIMIZED ETF	0	106.752	106.752
**D	ISHARES EDGE MSCI INTL VALUE FACTOR ETF	0	1.902	1.902
**D	ISHARES EDGE MSCI INTL SIZE FACTOR ETF	0	186.245	186.245
**D	ISHARES INTERNATIONAL FUNDAMENTAL INDEX ETF	0	48.231	48.231
**D	ISHARES GLOBAL MONTHLY DIVIDEND INDEX ETF (CAD-HEDED)	0	32.594	32.594
**D	CONNECTICUT GENERAL LIFE INSURANCE COMPANY	0		

Azionisti:

2729

Teste:

18

Azionisti in proprio:

10

Azionisti in delega:

2719

Pagina 49

353

LISTA ESITO DELLE VOTAZIONE  
 Oggetto: Destinazione dell utile d esercizio

FAVOREVOLI

Badge	Ragione Sociale	Proprio	Delega	Totale
**D	THRIFT SAVINGS PLAN	0	21.678.614	21.678.614
**D	BLACKROCK CDN MSCI EAFE EQUITY INDEX FUND	0	2.447.261	2.447.261
**D	CDN ACWI ALPHA TILTS FUND	0	100.529	100.529
**D	BLACKROCK CDN WORLD INDEX FUND	0	257.346	257.346
**D	BLACKROCK CDN MSCI EAFE INDEX PLUS FUND	0	57.333	57.333
**D	BLACKROCK INDEX FUNDS INC.-BLACKROCK INTERNATIONAL INDEX FUND	0	3.575.255	3.575.255
**D	BLACKROCK UTILITY AND INFRASTRUCTURE TRUST	0	2.947.617	2.947.617
**D	BLACKROCK INDEX FUND B	0	425.427	425.427
**D	ACWI EX-US INDEX MASTER PORTFOLIO OF MASTER INVESTMENT PTF	0	6.180	6.180
**D	INTERNATIONAL TILTS MASTER PORTFOLIO OF MASTER INVESTMENT PTF	0	60.398	60.398
**D	RUSSELL DEVELOPED EX-U.S. LARGE CAP INDEX FUND B	0	12.928	12.928
**D	MSCI EQUITY INDEX FUND B-ITALY	0	11.917	11.917
**D	WORLD ALPHA TILTS NON-LENDABLE FUND B	0	2.267.806	2.267.806
**D	BGI MSCI EUROPE EQUITY INDEX FUND B	0	2.278.030	2.278.030
**D	BGI MSCI EAFE EQUITY INDEX NON-LENDABLE FUND B	0	7.364	7.364
**D	BGI MSCI EMU IMI INDEX FUND B	0	7.735	7.735
**D	BLACKROCK MSCI EUROPE EQUITY ESG SCREENED INDEX FUND B	0	826.215	826.215
**D	EUROPEX-CONTROVERSIAL WEAPONS EQUITY INDEX FUND B	0	403.561	403.561
**D	INTERNATIONAL ALPHA TILTS FUND B	0	8.562	8.562
**D	GLOBAL EX US ALPHA TILTS FUND B	0	289.312	289.312
**D	MASTER TRUST FOR CERTAIN TAX-QUAL BECHTEL RETIREMENT PLANS	0	2.922.775	2.922.775
**D	RUSSELL INVESTMENT COMPANY II PLC	0	618.537	618.537
**D	GLOBAL INTREPID - CANADA FUND	0	64.779	64.779
**D	INTREPID INTERNATIONAL - CANADA FUND	0	123.309	123.309
**D	MFS VARIABLE INSURANCE TRUST II - MFS GLOBAL RESEARCH PTF	0	13.901.115	13.901.115
**D	MFS RESEARCH INTERNATIONAL FUND	0	862.769	862.769
**D	MFS VARIABLE INSURANCE TRUST II - MFS RESEARCH INT PORTFOLIO	0	1.311.676	1.311.676
**D	IBM 401K PLUS PLAN	0	408.924	408.924
**D	DEPARTMENT OF STATE LANDS	0	98.804	98.804
**D	ALLIANCEBERNSTEIN COLLECTIVE INVESTMENT TRUST SERIES	0	207.696	207.696
**D	STATE OF ALASKA RETIREMENT AND BENEFITS PLANS	0	397.420	397.420
**D	DIGNITY HEALTH	0	437.107	437.107
**D	DIGNITY HEALTH RETIREMENT PLAN TRUST	0	9.535.529	9.535.529
**D	COLLEGE RETIREMENT EQUITIES FUND	0	1.045.215	1.045.215
**D	COLLEGE RETIREMENT EQUITIES FUND	0	5.373.351	5.373.351
**D	TIAA-CREF INTERNATIONAL EQUITY INDEX FUND	0	4.000.992	4.000.992
**D	MET INVESTOR SERIES TRUST-MFS RESEARCH INTERNATIONAL PTF	0	480.142	480.142
**D	CONAGRA FOODS MASTER PENSION TRUST	0	1.929.324	1.929.324
**D	PACE INTERNATIONAL EQUITY INVESTMENTS	0	186.269	186.269
**D	MERCY HEALTH	0	476.034	476.034
**D	BOSTON RETIREMENT SYSTEM	0	549.725	549.725
**D	VALIC COMPANY I - INTERNATIONAL EQUITIES FUND	0	194.400	194.400
**D	FOUNDATION LUCIE ET ANDRE CHAGNON	0	626.740	626.740
**D	METROPOLITAN SERIES FUND- MSCI EAFE INDEX PORTFOLIO	0		

354

LISTA ESITO DELLE VOTAZIONE

Oggetto: Destinazione dell utile d esercizio

FAVOREVOLI

Badge	Ragione Sociale	Proprio	Delega	Totale
**D	STATE OF MINNESOTA	0	4.826.904	4.826.904
**D	ALAMEDA COUNTY EMPLOYEES' RETIREMENT ASSOCIATION	0	2.658.415	2.658.415
**D	MERCER NON-US CORE EQUITY FUND	0	975.027	975.027
**D	MERCER NON-US CORE EQUITY FUND	0	932.800	932.800
**D	JOHN HANCOCK INSURANCE COMPANY OF VERMONT	0	34.897	34.897
**D	MASSMUTUAL SELECT DIVERSIFIED INTERNATIONAL FUND	0	59.588	59.588
**D	SPDR MSCI ACWI EX-US ETF	0	473.830	473.830
**D	SPDR S&P GLOBAL INFRASTRUCTURE ETF	0	513.607	513.607
**D	SPDR S&P WORLD (EX-US) ETF	0	347.817	347.817
**D	SPDR S+P INTERNATIONAL UTILITIES SECTOR ETF	0	343.200	343.200
**D	CONSOLIDATED EDISON RETIREMENT PLAN	0	3.038.007	3.038.007
**D	MORGAN STANLEY INSTITUTIONAL FD TR - GLOBAL STRATEGIST PTF	0	59.837	59.837
**D	THE UNIVERSAL INST F INC - GLOBAL STRATEGIST PORTFOLIO	0	4.573	4.573
**D	ONTARIO TEACHERS PENSION PLAN BOARD	0	837.172	837.172
**D	UNIVERSAL INVESTMENT FUNDS	0	202.800	202.800
**D	SACRAMENTO COUNTY EMPLOYEES RETIREMENT SYSTEM	0	985.900	985.900
**D	PACIFIC SELECT FUND INTERNATIONAL VALUE PORTFOLIO	0	1.262.609	1.262.609
**D	WELLINGTON MGMT PTF KY-DIVERSIFIED INFLATION HEDGES PTF-Q INV	0	145.198	145.198
**D	MERCY HEALTH RETIREMENT TRUST	0	40.899	40.899
**D	MAJOR LEAGUE BASEBALL PLAYERS PENSION PLAN	0	328.500	328.500
**D	SPDR DJ EURO STOXX 50 ETF	0	8.988.586	8.988.586
**D	COMMON TRUST ITALY FUND	0	7.425.050	7.425.050
**D	WORLD INDEX OLUS SECURITIES LENDING COMMON TRUST FUND	0	73.464	73.464
**D	GE INVESTMENTS FUNDS, INC. - TOTAL RETURN FUND	0	251.900	251.900
**D	ISHARES II PUBLIC LIMITED COMPANY	0	33.950.055	33.950.055
**D	ISHARES V PUBLIC LIMITED COMPANY	0	4.834.778	4.834.778
**D	ISHARES III PUBLIC LIMITED COMPANY	0	458.954	458.954
**D	ISHARES VI PUBLIC LIMITED COMPANY	0	2.553.942	2.553.942
**D	ISHARES IV PUBLIC LIMITED COMPANY	0	345.383	345.383
**D	ISHARES VII PLC	0	2.468.214	2.468.214
**D	ABN AMRO MULTI-MANAGER FUNDS	0	14.556.077	14.556.077
**D	BLACKROCK AM DE AG FOR ISHARES EURO STOXX 50 UCITS ETF (DE)	0	9.988.343	9.988.343
**D	BLACKROCK AM DE FOR ISHARES EURO STOXX UCITS ETF (DE)	0	28.298.667	28.298.667
**D	BLACKROCK AM DE FOR ISHS STOXX EUROPE LARGE 200 UCITS ETF (DE)	0	3.019.934	3.019.934
**D	BLACKROCK AM DE FOR ISHARES STOXX EUROPE 600 UCITS ETF (DE)	0	81.575	81.575
**D	ISHARES I INV MIT TGV F ISHS ST EUROPE 600 UTILITIES UCITS ETF	0	5.378.368	5.378.368
**D	BLACKROCK AM SCHWEIZ AG OBO BIFS WORLD EX SWITZ EQ INDEX FUND	0	9.590.156	9.590.156
**D	AQR FUNDS- AQR STYLE PREMIA ALTERNATIVE FUND	0	37.297	37.297
**D	MAINSTAY 130/30 INTERNATIONAL FUND	0	6.615.063	6.615.063
**D	AQR FUNDS - AQR EQUITY MARKET NEUTRAL FUND	0	1.035.122	1.035.122
**D	AQR FUNDS- AQR STYLE PREMIA ALTERNATIVE LV FUND	0	1.183.665	1.183.665
**D	AQR FUNDS - AQR LONG SHORT EQUITY FUND	0	329.683	329.683
**D		0	3.514.155	3.514.155

355



Assemblea Ordinaria del 04 maggio 2017

LISTA ESITO DELLE VOTAZIONE  
 Oggetto: Destinazione dell'utile d'esercizio

## FAVOREVOLI

Badge	Ragione Sociale	Proprio	Delega	Totale
**D	AOR R.C. EQUITY AUSTRALIA FUND	0	9.329	9.329
**D	ARAB BANK FOR ECONOMIC DEVELOPMENT IN AFRICA	0	499.210	499.210
**D	MANAGED PENSION FUNDS LIMITED	0	6.636.154	6.636.154
**D	ABBEY LIFE ASSURANCE COMPANY LIMITED	0	1.351.910	1.351.910
**D	STATE STREET TRUSTEES LTD ATF ABERDEEN CAPITAL TRUST	0	297.225	297.225
**D	SCOTTISH WIDOWS INV SOLUTIONS F ICVC- EUROPEAN (EX UK) EQ FD	0	2.577.166	2.577.166
**D	LONDON BOROUGH OF TOWER HAMLETS PENSION FUND	0	174.349	174.349
**D	INVESTEC FUND MANAGERS SA LIMITED	0	19.081	19.081
**D	THE TRUSTEES OF CONOCOPHILLIPS PENSION PLAN	0	220.237	220.237
**D	BRUNEL INVESTMENT AGENCY	0	793.844	793.844
**D	FAMILY INVESTMENTS CHILD TRUST FUND	0	224.400	224.400
**D	FAMILY INVESTMENTS GLOBAL ICVC FAMILY BALANCED INT FUND	0	198.962	198.962
**D	NOTTINGHAMSHIRE COUNTY COUNCIL PENSION FUND	0	266.950	266.950
**D	HSBC AS TRUSTEE FOR SSGA EUROPE EX UK EQUITY TRACKER FUND	0	5.535.951	5.535.951
**D	BNY MELLON TR+DEP ATF ST. JAMES'S PLACE GLOBAL EQ UNIT TR	0	9.273.436	9.273.436
**D	EP RUSSELL ICVC - INTERNATIONAL GROWTH ASSETS FUND	0	119.113	119.113
**D	THE TRUSTEES OF STAGECOACH GROUP PENSION SCHEME	0	572.200	572.200
**D	THE TRUSTEES OF JOHNSON & JOHNSON UK GROUP RETIREMENT PLAN	0	46.313	46.313
**D	TRANSET RETIREMENT FUND	0	258.701	258.701
**D	TRANSPORT PENSION FUND	0	64.400	64.400
**D	OLD MUTUAL INVESTMENT GROUP (PTY) LTD	0	24.599	24.599
**D	OLD MUTUAL LIFE ASSURANCE COMPANY (SOUTH AFRICA) LIMITED	0	363.735	363.735
**D	FRIENDS LIFE LIMITED	0	226.931	226.931
**D	R+C INSTITUTIONAL INVESTMENT FUNDS ICVC- INST GLB EQ F	0	567.213	567.213
**D	STICHTING F AND C MULTI MANAGER EUROPEAN EQUITY ACTIVE	0	985.746	985.746
**D	STICHTING TRUST F AND C UNHEDGE	0	370.305	370.305
**D	FIRST STATE INVESTMENTS ICVC-FIRST STATE DIVERSIFIED GROWTH F	0	7.654	7.654
**D	THE TRUSTEES OF GOLDMAN SACHS UK RETIREMENT PLAN	0	14.405	14.405
**D	THE TRUSTEES OF THE KELLOGG BROWN AND ROOT (UK) LTD PENSION PL	0	85.800	85.800
**D	STICHTING PHILIPS PENSIOENFONDS	0	953.390	953.390
**D	NGAM INVESTMENT FUNDS U.K. ICVC - SEYOND FACT + EU EX UK EQ F	0	6.963	6.963
**D	GOVERNMENT INSTITUTIONS PENSION FUND	0	530.429	530.429
**D	THE TRUSTEES OF SAL PENSION SCHEME	0	53.870	53.870
**D	VANGUARD INV FDS ICVC-VANG FTSE DEV WOR LD EX - UK EQT IND FD	0	912.658	912.658
**D	VANGUARD INV F ICVC-VANGUARD FTSE DEV EUROPE EX-UK EQ INDEX F	0	1.979.382	1.979.382
**D	VANGUARD INV FUNDS ICVC-VANGUARD FTSE GLOB ALL CAP IND FUND	0	7.248	7.248
**D	SCOTTISH WIDOWS INV SOL F ICVC- FUNDAMENTAL INDEX GLB EQ F	0	1.373.509	1.373.509
**D	STATE STREET GLOBAL INDEX PLUS TRUST	0	292.426	292.426
**D	RUSSELL INTERNATIONAL SHARES FUND	0	537.228	537.228
**D	RUSSELL GLOBAL OPPORTUNITIES FUND	0	2.039.699	2.039.699
**D	RUSSELL STREET INTERNATIONAL EQUITIES INDEX TRUST	0	353.189	353.189
**D	SPDR S+P WORLD EX AUSTRALIA FUND	0	26.483	26.483
**D	AQR GLOBAL ENHANCED EQUITY FUND	0	405.174	405.174

Pagina 52

Azionisti: 2729 Teste: 18  
 Azionisti in proprio: 10 Azionisti in delega: 2719

LISTA ESITO DELLE VOIAZIONE  
 Oggetto: Destinazione dell utile d esercizio

FAVOREVOLI

Badge	Ragione Sociale	Proprio	Delega	Totale
**D	CHRISTIAN SUPER	0	59.659	59.659
**D	EATON VANCE (AUSTRALIA) HEXAVEST ALL-COUNTRY GL EQUITY FUND	0	87.455	87.455
**D	FIRST STATE SUPERANNUATION SCHEME	0	1.140.198	1.140.198
**D	FIRST STATE SUPERANNUATION SCHEME	0	1.980.214	1.980.214
**D	RUSSELL TAX EFFECTIVE GLOBAL SHARES FUND	0	558.238	558.238
**D	MERCY SUPER	0	49.900	49.900
**D	PINEBRIDGE GLOBAL DYNAMIC ASSET ALLOCATION FUND	0	341.513	341.513
**D	STATE STREET GLOBAL EQUITY FUND	0	267.238	267.238
**D	STATE STREET INT EQTS INDEX TRUST EX TOBACCO EX CONTR WEAPONS	0	49.578	49.578
**D	WESTPAC INTERNATIONAL SHARE INDEX TRUST	0	327.739	327.739
**D	GMO GLOBAL EQUITY TRUST	0	12.902	12.902
**D	STATE PUBLIC SECTOR SUPERANNUATION SCHEME	0	68.798	68.798
**D	STATE PUBLIC SECTOR SUPERANNUATION SCHEME	0	619.253	619.253
**D	STATE PUBLIC SECTOR SUPERANNUATION SCHEME	0	34.514	34.514
**D	STATE PUBLIC SECTOR SUPERANNUATION SCHEME	0	232.534	232.534
**D	PANAGORA DYNAMIC GLOBAL EQUITY FUND	0	302.584	302.584
**D	UBS IQ MSCI WORLD EX AUSTRALIA ETHICAL ETF	0	6.363	6.363
**D	UBS IQ EUROPE ETHICAL ETF	0	5.152	5.152
**D	VFMC INTERNATIONAL EQUITY TRUST 1	0	100.843	100.843
**D	VFMC INTERNATIONAL EQUITY TRUST 2	0	184.189	184.189
**D	WORKERS COMPENSATION DUST DISEASES AUTHORITY	0	29.143	29.143
**D	CANADA PENSION PLAN INVESTMENT BOARD	0	89.623	89.623
**D	THE TRUSTEES OF BP PENSION FUND	0	10	10
**D	INTERNATIONAL LP I	0	3.268.071	3.268.071
**D	CEPIB MAP CAYMAN SPC ACTING ON BEHALF OF AND FOR THE AMOUNT OF SEGREGATED PORTFOLIO DMAPLES CORPORATE SERVICES LTD	0	7.320	7.320
**D			0	75.492
**D	LANSDOWNE DEVELOPED MARKETS MASTER FUND LIMITED	0	60.610	60.610
**D	THE AVI CHAI FOUNDATION	0	8.500	8.500
**D	AECOM DC RETIREMENT PLANS SMA MASTER TRUST	0	59.617	59.617
**D	ANNE RAY FOUNDATION	0	193.803	193.803
**D	BAB SYSTEMS PENSION FUNDS COMMON INVESTMENT FUND	0	1.478.737	1.478.737
**D	CONTINENTAL AIRLINES, INC. PENSION MASTER TRUST	0	170.822	170.822
**D	COMBUSTION ENGINEERING 524(G) ASBESTOS PI TRUST	0	23.232	23.232
**D	CHURCH OF ENGLAND INVESTMENT FUND FOR PENSIONS	0	159.435	159.435
**D	THE NORTHERN TRUST COMPANY SUB-ADVISED COLLECTIVE FUNDS TRUST	0	4.719.683	4.719.683
**D	NORTHERN FUNDS INTERNATIONAL GROWTH EQUITY FUND	0	125.890	125.890
**D	ACORN 1998 TRUST	0	7.401	7.401
**D	FRANCISCAN ALLIANCE, INC.	0	436.398	436.398
**D	FORD MOTOR COMPANY DEFINED BENEFIT MASTER TRUST	0	323.548	323.548
**D	JTW TRUST NO. 3 UAD 9/19/02	0	40.707	40.707
**D	JTW TRUST NO. 1 UAD 9/19/02	0	23.997	23.997
**D	JTW TRUST NO. 4 UAD 9/19/02	0	52.574	52.574

357

LISTA ESITO DELLE VOTAZIONE

Oggetto: Destinazione dell utile d esercizio

FAVOREVOLI

Badge	Regione Sociale	Proprio	Delega	Totale
**D	JTW TRUST NO. 2 UAD 9/19/02	0	28.836	28.836
**D	JOHCM INTERNATIONAL OPPORTUNITIES FUND	0	17.759	17.759
**D	MARGARET A. CARGILL FOUNDATION	0	145.685	145.685
**D	THE MAZENER FUND	0	494.846	494.846
**D	MICHIGAN CATHOLIC CONFERENCE MASTER PENSION TRUST	0	32.492	32.492
**D	ASCENSION HEALTHCARE MASTER PENSION TRUST	0	1.099.088	1.099.088
**D	NGEE ANN POLYTECHNIC	0	2.348	2.348
**D	THE TRUSTEES OF PARLIAMENTARY CONTRIBUTORY PENSION FUND	0	87.000	87.000
**D	NTCC COLLECTIVE FUNDS FOR EMPLOYEE BENEFIT TRUSTS	0	554.977	554.977
**D	SAMFORD UNIVERSITY PENSION PLAN TRUST	0	6.100	6.100
**D	SARASIN EQUISAR IIID FUND, A SUB FUND OF SARASIN FUNDS ICVC	0	140.000	140.000
**D	HRW TESTAMENTARY TRUST NO 3	0	19.837	19.837
**D	HRW TESTAMENTARY TRUST NO 1	0	74.837	74.837
**D	HRW TRUST NO 2 UAD 01/17/03	0	46.269	46.269
**D	HRW TESTAMENTARY TRUST NO. 10	0	57.366	57.366
**D	HRW TRUST NO 1 UAD 01/17/03	0	42.407	42.407
**D	WRIGLEY RETIREMENT PLAN	0	65.488	65.488
**D	WHEELS COMMON INVESTMENT FUND	0	208.097	208.097
**D	WHEELS COMMON INVESTMENT FUND	0	199.744	199.744
**D	HRW TESTAMENTARY TRUST NO. 11	0	53.127	53.127
**D	HRW TESTAMENTARY TRUST NO 6	0	38.729	38.729
**D	HRW TESTAMENTARY TRUST NO 4	0	32.492	32.492
**D	HRW TESTAMENTARY TRUST NO. 9	0	46.017	46.017
**D	HRW TESTAMENTARY TRUST NO. 8	0	46.256	46.256
**D	HRW TESTAMENTARY TRUST NO 2	0	32.139	32.139
**D	HRW TESTAMENTARY TRUST NO. 7	0	54.593	54.593
**D	HRW TRUST NO 4 UAD 01/17/03	0	33.778	33.778
**D	HRW TESTAMENTARY TRUST NO 5	0	32.649	32.649
**D	HRW TRUST NO 3 UAD 01/17/03	0	65.493	65.493
**D	TOWERS WATSON PENSION SCHEME	0	39.490	39.490
**D	GUIDESTONE FUNDS INTERNATIONAL EQUITY FUND	0	40.000	40.000
**D	GUIDESTONE FUNDS INTERNATIONAL EQUITY FUND	0	1.577.192	1.577.192
**D	BANK OF BOTSWANA	0	952.400	952.400
**D	BANK OF BOTSWANA	0	160.157	160.157
**D	CHEVRON MASTER PENSION TRUST	0	62.320	62.320
**D	CHEVRON MASTER PENSION TRUST	0	151.255	151.255
**D	CHEVRON MASTER PENSION TRUST	0	397.700	397.700
**D	CHEVRON MASTER PENSION TRUST	0	317.029	317.029
**D	CHEVRON UK PENSION PLAN	0	56.558	56.558
**D	CHEVRON UK PENSION PLAN	0	96.724	96.724
**D	CHEVRON UK PENSION PLAN	0	199.400	199.400
**D	DOW RETIREMENT GROUP TRUST	0	52.037	52.037
**D	DONNELLEY FINANCIAL PENSION TRUST	0	21.246	21.246

358

LISTA ESITO DELLE VOTAZIONE

Oggetto: Destinazione dell utile d esercizio

FAVOREVOLI

Badge	Ragione Sociale	Proprio	Delega	Totale
**D	A.I.DUPOINT TESTAMENTARY TRUST	0	183.706	183.706
**D	GENERAL PENSION AND SOCIAL SECURITY AUTHORITY	0	228.572	228.572
**D	HSBC - NORTH AMERICA (U.S.) PENSION TRUST	0	652.750	652.750
**D	INVESTMENT MASTER TRUST OF EXELIS INC.	0	228.738	228.738
**D	KENT COUNTY COUNCIL SUPERANNUATION FUND	0	1.023.540	1.023.540
**D	LSV INTERNATIONAL VALUE EQUITY TRUST	0	2.650.700	2.650.700
**D	MARSH AND MCLENNAN MASTER RETIREMENT TRUST	0	351.900	351.900
**D	MARSH AND MCLENNAN MASTER RETIREMENT TRUST	0	416.003	416.003
**D	NISSAN NORTH AMERICA, INC. EMPLOYEE RETIREMENT PL MSTR TRUST	0	85.140	85.140
**D	PZENA VALUE GROUP TRUST	0	184.925	184.925
**D	PZENA VALUE GROUP TRUST	0	618.375	618.375
**D	PZENA VALUE GROUP TRUST	0	137.471	137.471
**D	SCHLUMBERGER LIMITED MASTER PENSION TRUST	0	403.200	403.200
**D	STANISLAUS COUNTY EMPLOYEES' RETIREMENT ASSOCIATION	0	41.133	41.133
**D	STATES OF GUERNSEY SUPERANNUATION FUND	0	131.800	131.800
**D	SPRINT MASTER TRUST	0	64.502	64.502
**D	MS TR AGREE UN VAR EMPL BEN PL UNIL US INC & ITS SUB & AFF	0	8.923	8.923
**D	WILSHIRE INTERNATIONAL EQUITY FUND	0	12.198	12.198
**D	BEAT DRUGS FUND ASSOCIATION	0	1.196.526	1.196.526
**D	HOSPITAL AUTHORITY PROVIDENT FUND SCHEME	0	7.510.187	7.510.187
**D	HONG KONG SAR GOVERNMENT EXCHANGE FUND	0	1.914.175	1.914.175
**D	ASCENSTON ALPHA FUND, LLC	0	14.884	14.884
**D	BUNTING INTERNATIONAL DEVELOPED EQUITY TE LLC	0	5.208	5.208
**D	CARROLL AVENUE PARTNERS LLC	0	187.992	187.992
**D	CARNELIAN INVESTMENT MANAGEMENT LLC	0	8.331	8.331
**D	CHESSE INTERNATIONAL PROPERTIES, LTD.	0	50.623	50.623
**D	STATES OF JERSEY COMMON INVESTMENT FUND	0	112.287	112.287
**D	DOUBLE DIGIT CAGR LLC	0	47.720	47.720
**D	DELFINCO, LP	0	13.434	13.434
**D	DYNASTY INVEST, LTD	0	11.494	11.494
**D	DEFI LP EQUITY (PASSIVE)	0	41.283	41.283
**D	SHY, LLC	0	78.377	78.377
**D	EVA VALLEY MAI LLC	0	827.012	827.012
**D	PYRAMIS GLOBAL EX U.S.INDEX FUND LP	0	77.155	77.155
**D	FUNDO DE PENSEOES	0	258.556	258.556
**D	FUNDO DE PENSEOES	0	11.391	11.391
**D	F5 OVERLAY C - PARAMETRIC	0	44.768	44.768
**D	FOURTH AVENUE INVESTMENT COMPANY.	0	6.907	6.907
**D	FIDDLER PARTNERS LLC	0	7.322	7.322
**D	THE BUNTING FAM INT DEVELOPED EQUITY LIMITED LIABILITY CO	0	801.420	801.420
**D	GQG PARTNERS INTERNATIONAL EQUITY FUND-GQG PARTNERS SERIES LLC	0	2.276	2.276
**D	HASLAM FAMILY INVESTMENT PARTNERSHIP	0	118.551	118.551
**D	INTERVENTURE EQUITY INVESTMENTS LIMITED	0	323.000	323.000
**D	INTERVENTURE EQUITY INVESTMENTS LIMITED	0		

359

LISTA ESITO DELLE VOTAZIONE  
 Oggetto: Destinazione dell utile d esercizio

FAVOREVOLI

Badge	Ragione Sociale	Proprio	Delega	Totale
**D	INTERNATIONAL EQUITY FUND	0	107.178	107.178
**D	THE JBUT MASTER INVESTMENT PARTNERSHIP LLP	0	12.340	12.340
**D	NTGI-QM COMMON DAILY EAFE INDEX FUND - NON LENDING	0	799.367	799.367
**D	LAKE AVENUE INVESTMENTS, LLC	0	156.281	156.281
**D	LEGAL & GENERAL MSCI EAFE FUND, LLC	0	321.491	321.491
**D	LEHMAN-STAMM FAMILY PARTNERS LLC	0	3.944	3.944
**D	LTW GROUP HOLDINGS, LLC	0	99.478	99.478
**D	LTW INVESTMENTS LLC	0	93.954	93.954
**D	LUNA LLC	0	3.297	3.297
**D	LOY PARTNERSHIP, LLC	0	47.438	47.438
**D	MF INTERNATIONAL FUND LLC	0	15.300	15.300
**D	MONDRIAN INTERNATIONAL EQUITY ESG FUND L.P.	0	453.232	453.232
**D	MOUSSERENA, LP	0	888.424	888.424
**D	82A HOLDINGS, LLC	0	127.172	127.172
**D	CHANA HOLDINGS LLC	0	241.300	241.300
**D	OMEGA FFIP LIMITED PARTNERSHIP	0	33.136	33.136
**D	CINDY SPRINGS, LLC	0	182.933	182.933
**D	NTGI-QM COMMON DAILY ALL COUNWD EX-US INV MKT INDEX F NONLEND	0	200.699	200.699
**D	RDM LIQUID LLC	0	146.024	146.024
**D	RED LIFE REINSURANCE SERVICES LIMITED AGREEMENT	0	865.000	865.000
**D	RAMI PARTNERS, LLC	0	132.736	132.736
**D	SENTINEL INTERNATIONAL FUND	0	13.528	13.528
**D	SENTINEL INTERNATIONAL TRUST	0	93.919	93.919
**D	SIM GLOBAL BALANCED TRUST.	0	4.839	4.839
**D	SILVER GROWTH FUND, LP	0	11.626	11.626
**D	GLOBAL BOND FUND	0	168.321	168.321
**D	FCM INTERNATIONAL LLC	0	11.440	11.440
**D	LSAAV, LLC	0	30.800	30.800
**D	K INVESTMENTS SH LIMITED	0	1.149.920	1.149.920
**D	LEGAL & GENERAL MSCI EAFE SL FUND, LLC	0	270.152	270.152
**D	LSV INTERNATIONAL VALUE EQUITY LP	0	21.400	21.400
**D	LSV INTERNATIONAL (AC) VALUE EQUITY FUND, LP	0	1.611.600	1.611.600
**D	NTGI-QM COMMON DAILY EAFE INDEX FUND - LENDING	0	577.892	577.892
**D	PZENA VALUE TRUST	0	181.495	181.495
**D	VALUEQUEST PARTNERS LLC	0	28.229	28.229
**D	PZENA INTERNATIONAL VALUE SERVICE	0	19.684	19.684
**D	NTGI - QM COMM DAILY ALL COUNTRY WD EX-US EQ INDEX F - LEND	0	334.234	334.234
**D	NTCC COLLECTIVE FUNDS FOR GRANTOR TRUSTS	0	73.267	73.267
**D	SANFORD C. BERNSTEIN & CO DBT INTERNATIONAL VALUE SERIES	0	155.090	155.090
**D	THE BERNSTEIN INT VALUE (UNHEDGED CAP-WEIGHTED) SER	0	93.190	93.190
**D	FOOD & AGRICULTURE ORGANISATION OF THE UNITED NATIONS.	0	255.301	255.301
**D	INTER AMERICAN DEVELOPMENT BANK STAFF RETIREMENT FUND	0	420.202	420.202
**D	SANABIL INTERNATIONAL INVESTMENTS COMPANY	0	237.900	237.900

360

Assemblea Ordinaria del 04 maggio 2017

## LISTA ESITO DELLE VOTAZIONE

Oggetto: Destinazione dell utile d esercizio

## FAVOREVOLI

Badge	Ragione Sociale	Proprio	Delega	Totale
**D	UNITED NATIONS JOINT STAFF PENSION FUND	0	9.974.337	9.974.337
**D	UNITED NATIONS, ON BEHALF OF UNITED NATIONS UNIVERSITY END F	0	52.300	52.300
**D	INTERNATIONAL MONETARY FUND STAFF RETIREMENT PLAN	0	56.500	56.500
**D	INTERNATIONAL MONETARY FUND STAFF RETIREMENT PLAN	0	39.738	39.738
**D	INTERNATIONAL MONETARY FUND STAFF RETIREMENT PLAN	0	249.909	249.909
**D	UNIT NAT RELIEF AND WORKS AG FOR PALEST REF IN THE NEAR EAST	0	19.301.659	19.301.659
**D	MONDRIAN INTERNATIONAL EQUITY FUND L.P.	0	5.405.610	5.405.610
**D	MONDRIAN ALL COUNTRIES WORLD EX-US EQUITY FUND LP	0	198.758	198.758
**D	NATIONAL COUNCIL FOR SOCIAL SECURITY FUND, P.R.C	0	366.199	366.199
**D	MARITIME AND PORT AUTHORITY OF SINGAPORE	0	54.289	54.289
**D	URBAN REDEVELOPMENT AUTHORITY	0	2.023.444	2.023.444
**D	NATIONAL COUNCIL FOR SOCIAL SECURITY FUND, P.R.C	0	565	565
**D	FIDELITY SALEM STREET TRUST: FIDELITY FLEX INTERN INDEX FUND	0	1.654.588	1.654.588
**D	FIDELITY SALEM STREET TRUST FIDELITY SERIES GLOBAL EX U.S. INDEX FUND	0	95.178	95.178
**D	HAGFORS LIMITED	0	27.074	27.074
**D	MICROSOFT GLOBAL FINANCE	0	2.652.126	2.652.126
**D	BLUE SKY GROUP	0	33.847	33.847
**D	BLUE SKY GROUP	0	2.144.164	2.144.164
**D	NEW ZEALAND SUPERANNUATION FUND	0	668.184	668.184
**D	COMMONWEALTH SUPERFANN CORP ATF ARIA INVESTMENTS TR	0	57.359	57.359
**D	QIC INTERNATIONAL EQUITIES FUND	0	256.014	256.014
**D	QUEENSLAND INVESTMENT TRUST NO 2	0	636.259	636.259
**D	GOVERNMENT EMPLOYEES SUPERANNUATION BOARD	0	139.525	139.525
**D	GOVERNMENT EMPLOYEES SUPERANNUATION BOARD	0	164.704	164.704
**D	MERCER PASSIVE INTERNATIONAL SHARES FUND	0	1.162.034	1.162.034
**D	MERCER OSS TRUST	0	518.461	518.461
**D	CATERPILLAR INVESTMENT TRUST	0	1.766.944	1.766.944
**D	CATERPILLAR INC MASTER RETIREMENT TRUST	0	123.685	123.685
**D	CATERPILLAR INC. GROUP INSURANCE PLAN TRUST	0	591.178	591.178
**D	CHILDREN'S HEALTHCARE OF ATLANTA, INC.	0	62.500	62.500
**D	COVENANT HEALTH	0	342.414	342.414
**D	CSAA INSURANCE EXCHANGE	0	47.952	47.952
**D	THE CULLEN TRUST FOR HEALTH CARE	0	99.381	99.381
**D	CLEARWATER INTERNATIONAL FUND	0	142.638	142.638
**D	CULTURAL INSTITUTIONS PENSION PLAN TRUST	0	212.340	212.340
**D	DOMINION RESOURCES INC. MASTER TRUST	0	179.000	179.000
**D	EMERSON ELECTRIC CO. RETIREMENT MASTER TRUST	0	80.745	80.745
**D	FLORIDA COLLEGE SAVINGS PROGRAM	0	11.312	11.312
**D	HUBBELL INCORPORATED MASTER PENSION TRUST	0	533.490	533.490
**D	STATE OF IDAHO ENDOWMENT FUND INVESTMENT BOARD	0	22.352	22.352
**D	STATE OF IDAHO ENDOWMENT FUND INVESTMENT BOARD	0	233.893	233.893
**D	THE LEVERHULME TRUST	0	2.061.843	2.061.843
**D	MONDRIAN GROUP TRUST	0	108.220	108.220
**D	MSA PENSION PLAN	0		

Azionisti:

Azionisti in proprio:

Teste:

18

Azionisti in delega:

2719

Pagina 57

LISTA ESITO DELLE VOTAZIONE  
 Oggetto: Destinazione dell utile d esercizio

FAVOREVOLI

Badge	Regione Sociale	Proprio	Delega	Totale
**D	MICHIGAN CATHOLIC CONFERENCE	0	11.995	11.995
**D	NORTHERN FUNDS - INTERNATIONAL EQUITY INDEX FUND	0	2.637.338	2.637.338
**D	UNION OF THE SIS OF THE PRES OF THE BLESSED VIRGIN MARY-GEN	0	162.592	162.592
**D	OLIN PENSION PLANS MASTER RETIREMENT TRUST	0	159.914	159.914
**D	OREGON STATE UNIVERSITY FOUNDATION MASTER CUSTODY AGREEMENT	0	71.400	71.400
**D	PEPSICO, INC. MASTER TRUST	0	83.920	83.920
**D	MASTER TR AGREE BETWEEN PFIZER INC AND THE NORTHERN TR CO	0	2.462.389	2.462.389
**D	MASTER TR AGREE BETWEEN PFIZER INC AND THE NORTHERN TR CO	0	255.134	255.134
**D	PRESBYTERIAN CHURCH (USA) FOUNDATION	0	17.319	17.319
**D	NORTHERN TRUST GLOBAL INVESTMENTS COLLECTIVE FUNDS TRUST	0	15.474.160	15.474.160
**D	ST. JOSEPH HEALTH SYSTEM	0	25.695	25.695
**D	VOL EMPL BEN ASS OF THE NON-REPR EMPL OF SOUT CAL EDISON CO	0	24.960	24.960
**D	1999 VOL EMPL BEN ASS NON-REPR EMPL OF SOUT CAL EDISON CO	0	17.028	17.028
**D	SAMEFORD UNIVERSITY	0	5.532	5.532
**D	THE TRUSTEES OF THE HENRY SMITH CHARITY	0	254.591	254.591
**D	TRINITY COLLEGE CAMBRIDGE	0	56.565	56.565
**D	TYCO ELECTRONICS DEFINED BENEFIT PLANS MASTER TRUST	0	127.100	127.100
**D	GARRISON PROPERTY AND CASUALTY INSURANCE COMPANY	0	294.700	294.700
**D	HONEYWELL INTERNATIONAL INC MASTER RETIREMENT TRUST	0	1.402.045	1.402.045
**D	USAA MASTER TRUST (PENSION AND RSP)	0	16.854	16.854
**D	BANNER HEALTH	0	197.800	197.800
**D	CITY OF FRESNO RETIREMENT SYSTEMS	0	246.430	246.430
**D	CAMPBELL PENSION PLANS MASTER RETIREMENT TRUST	0	16.392	16.392
**D	THE COCA-COLA COMPANY MASTER RETIREMENT TRUST	0	735.000	735.000
**D	PUBLIC EMPLOYEES RETIREMENT ASSOCIATION OF COLORADO	0	6.883.832	6.883.832
**D	DUKE ENERGY CORPORATION MASTER RETIREMENT TRUST	0	613.200	613.200
**D	FRESNO COUNTY EMPLOYEES' RETIREMENT ASSOCIATION	0	281.749	281.749
**D	FLORIDA PREPAID COLLEGE PROGRAM	0	581.173	581.173
**D	STICHTING INSTITUUT GAK	0	67.198	67.198
**D	ILLINOIS MUNICIPAL RETIREMENT FUND	0	2.723.859	2.723.859
**D	CIVIL EMPL RET SYS OF THE POLICE DEP OF KANSAS CITY, MISSOURI	0	15.400	15.400
**D	POLICE RETIREMENT SYSTEM OF KANSAS CITY, MISSOURI	0	70.800	70.800
**D	LOS ANGELES CITY EMPLOYEES RETIREMENT SYSTEM	0	2.485.801	2.485.801
**D	CITY OF LOS ANGELES FIRE AND POLICE PENSION PLAN	0	519.694	519.694
**D	LOCKHEED MARTIN CORPORATION MASTER RETIREMENT TRUST	0	454.614	454.614
**D	LOCKHEED MARTIN CORPORATION MASTER RETIREMENT TRUST	0	237.083	237.083
**D	MISSOURI LOCAL GOVERNMENT EMPLOYEES RETIREMENT SYSTEM	0	251.100	251.100
**D	NORTH DAKOTA STATE INVESTMENT BOARD	0	1.342.000	1.342.000
**D	OKLAHOMA PUBLIC EMPLOYEES RETIREMENT SYSTEM	0	2.048.826	2.048.826
**D	SAN FRANCISCO CITY & COUNTY EMPLOYEES' RETIREMENT SYSTEM	0	80.000	80.000
**D	SAN FRANCISCO CITY & COUNTY EMPLOYEES' RETIREMENT SYSTEM	0	1.492.500	1.492.500
**D	SAN MATEO COUNTY EMPLOYEES' RETIREMENT ASSOCIATION	0	834.955	834.955
**D	FIRE AND POLICE PENSION FUND SAN ANTONIO	0	305.600	305.600

362

Assemblea Ordinaria del 04 maggio 2017

## LISTA ESITO DELLE VOTAZIONE

Oggetto: Destinazione dell utile d esercizio

## FAVOREVOLI

Badge	Ragione Sociale	Proprio	Delega	Totale
**D	SHRINERS HOSPITALS FOR CHILDREN	0	185.000	185.000
**D	CITY OF TALLAHASSEE	0	100.270	100.270
**D	TEACHERS'S RETIREMENT SYSTEM OF OKLAHOMA	0	1.055.906	1.055.906
**D	UNION PACIFIC CORPORATION MASTER RETIREMENT TRUST	0	439.400	439.400
**D	UTAH STATE RETIREMENT SYSTEMS	0	1.200.846	1.200.846
**D	USAA CASUALTY INSURANCE COMPANY	0	2.184.700	2.184.700
**D	USAA GENERAL INDEMNITY COMPANY	0	585.100	585.100
**D	CATASTROPHE REINSURANCE COMPANY	0	586.800	586.800
**D	VAN ANDEL INSTITUTE	0	159.864	159.864
**D	WYOMING RETIREMENT SYSTEM	0	191.723	191.723
**D	FORD MOTOR COMPANY OF CANADA, LIMITED PENSION TRUST	0	74.384	74.384
**D	HSEC EUROPEAN FUND	0	143.345	143.345
**D	HSEC INTERNATIONAL EQUITY POOLED FUND	0	502.741	502.741
**D	HALIFAX REGIONAL MUNICIPALITY MASTER TRUST	0	114.435	114.435
**D	NAV CANADA PENSION PLAN	0	35.474	35.474
**D	OPSEU PENSION PLAN TRUST FUND	0	25.800	25.800
**D	FUTURE FUND BOARD OF GUARDIANS FOR AND ON BEHALF OF FUTURE F	0	2.116.459	2.116.459
**D	IBM DIVERSIFIED GLOBAL EQUITY FUND	0	672.628	672.628
**D	GARD COMMON CONTRACTUAL FUND	0	73.461	73.461
**D	SARASIN EQUISAR GLB THEMATIC F, A SUB F OF SARASIN F ICVC	0	1.026.223	1.026.223
**D	NEW IRELAND ASSURANCE COMPANY PLC	0	5.812.893	5.812.893
**D	NEW IRELAND ASSURANCE COMPANY PLC	0	86.520	86.520
**D	NATIONAL WESTMINSTER BANK PLC AS TRUSTEE OF KES STRAT INV F	0	44.256	44.256
**D	SARASIN GLOBAL HIGHER DIV FUND	0	2.703.513	2.703.513
**D	SARASIN EQ GLB THEM F (GBP HEDGED), A SUB FUND OF SARASIN F	0	306.572	306.572
**D	SARASIN GLB HIGHER DIVIDEND (GBP HEDGED)	0	995.046	995.046
**D	LAGAM GLOBAL EQUITY TRUST	0	645.858	645.858
**D	THE TRUSTEES OF THE BT PENSION SCHEME	0	534.755	534.755
**D	THE TRUSTEES OF CABLE & WIRELESS SUPERANNUATION FUND	0	321.225	321.225
**D	STICHTING HEINEKEN PENSIOENFONDS	0	1.061.968	1.061.968
**D	THE TRUSTESS OF IBM PENSION PLAN	0	235.823	235.823
**D	STICHTING PENSIOENFONDS IBM NEDERLAND	0	68.843	68.843
**D	STICHTING PENSIOENFONDS SAGITTARIUS	0	258.770	258.770
**D	THE TRUSTEES OF CATERPILLAR PENSION PLAN	0	755.338	755.338
**D	THE TRUSTEES OF JAGUAR PENSION PLAN	0	188.900	188.900
**D	THE TRUSTEES OF LAND ROVER PENSION SCHEME	0	138.087	138.087
**D	THE TRUSTEES OF MICHELIN PENSION & LIFE ASSURANCE PLAN	0	173.100	173.100
**D	STAFFORDSHIRE COUNTY COUNCIL PENSION FUND	0	77.544	77.544
**D	STICHTING PENSIOENFONDS VAN DE METALEKTRO (PME)	0	304.586	304.586
**D	TYNE AND WEAR PENSION FUND	0	3.404.319	3.404.319
**D	MERSEYSIDE PENSION FUND	0	766.983	766.983
**D	HP INVEST COMMON CONTRACTUAL FUND	0	300.000	300.000
**D		0	26.874	26.874

Pagina 59

Azionisti: 2729 Teste: 18  
 Azionisti in proprio: 10 Azionisti in delega: 2719



LISTA ESITO DELLE VOTAZIONE  
 Oggetto: Destinazione dell utile d esercizio

FAVOREVOLI

Badge	Ragione Sociale	Proprio	Delega	Totale
**D	HP INVEST COMMON CONTRACTUAL FUND	0	161.857	161.857
**D	NORTHERN TRUST UCITS COMMON CONTRACTUAL FUND	0	2.874.741	2.874.741
**D	COLONIAL FIRST STATE WHOLESALER INDEXED GLOBAL SHARE FUND	0	390.268	390.268
**D	COMMONWEALTH GLOBAL SHARE FUND 29	0	9.450	9.450
**D	WHITREAD GROUP PENSION FUND	0	176.904	176.904
**D	UNITED SERVICES AUTOMOBILE ASSOCIATION	0	747.100	747.100
**D	HSBC UCITS COMMON CONTRACTUAL FUND	0	35.660	35.660
**D	KLEINWORT BENSON INVESTORS MASTER INVESTMENT FUND	0	12.120	12.120
**D	PREMIER ENERGY AND WATER TRUST PLC	0	140.000	140.000
**D	MUNICIPAL EMPLOYEES' ANNUITY AND BENEFIT FUND OF CHICAGO	0	167.000	167.000
**D	MUNICIPAL EMPLOYEES' ANNUITY AND BENEFIT FUND OF CHICAGO	0	82.750	82.750
**D	FP VERBATIM PORTFOLIO 5 INCOME FUND	0	60.000	60.000
**D	LEGAL & GENERAL GLOBAL EQUITY INDEX FUND	0	22.180	22.180
**D	NAT WEST BK AS TRUSTEE OF LEGAL & GENERAL EUROPEAN INDEX TR	0	4.288.864	4.288.864
**D	NAT WEST BK PLC AS TRUSTEE OF THE LEGAL & GENERAL INT IND TR	0	391.410	391.410
**D	PREMIER GLOBAL UTILITIES INCOME FUND	0	98.000	98.000
**D	PREMIER OPTIMUM INCOME FUND A SUB-FUND OF PREMIER FUNDS	0	509.253	509.253
**D	LEGAL & GENERAL ICAV	0	58.153	58.153
**D	SARASIN IE EQUISAR - GLOBAL THERMATIC (USD)	0	371.596	371.596
**D	SARASIN IE EQUISAR - GLOBAL THERMATIC FUND (GBP)	0	639.085	639.085
**D	SSGA GROSS ROLL UP UNIT TRUST	0	268.853	268.853
**D	KLEINWORT BENSON INVESTORS INSTITUTIONAL FUND PLC	0	193.248	193.248
**D	NORTHERN TRUST INVESTMENT FUNDS PUBLIC LIMITED COMPANY	0	670.426	670.426
**D	TT INTERNATIONAL FUNDS PLC	0	358.325	358.325
**D	LEGAL AND GENERAL AUTHORISED CONTRACTUAL SCHEME	0	42.691	42.691
**D	LEGAL & GENERAL AUTHORISED CONTRACTUAL SCHEME	0	107.221	107.221
**D	STATE TEACHERS RETIREMENT SYSTEM OF OHIO	0	4.287.156	4.287.156
**D	ILLINOIS STATE BOARD OF INVESTMENT	0	830.969	830.969
**D	BANCO NACIONAL DE PANAMA, ACTING AS TRUSTEE OF THE FIDELICOMISO DE FONDO DE AHORRO DE PANAMA	0	45.792	45.792
**D	STICHTING BEDRIJFST VOOR HET SCHOONMAAK EN GLAZ	0	226.188	226.188
**D	KOMMUNAL LANDSPENSJONSKASSE GJENSIDIG FORSIKRINGSSELSKAP	0	546.748	546.748
**D	ABU DHABI RETIREMENT PENSIONS AND BENEFITS FUND	0	678.522	678.522
**D	STICHTING BEDRIJFSTAKPENSIOENFONDS ZORGVERZEKERAARS	0	256.300	256.300
**D	STICHTING DOUWE EGBERTS PENSIOENFONDS	0	282.250	282.250
**D	STICHTING BEDRIJFST VOOR HET BEROEPSVERVOER OVER DE WEG	0	2.932.495	2.932.495
**D	STICHTING DELA DEPOSITARY AND MANAGEMENT	0	1.227.843	1.227.843
**D	STICHTING PENSIOENFONDS ING	0	460.406	460.406
**D	VERDIPAPIRFONDET KLP AKSJEGLOBAL INDEX 1	0	946.958	946.958
**D	VERDIPAPIRFONDET KLP AKSJEEUROPA INDEKS 1	0	463.378	463.378
**D	VERDIPAPIRFONDET KLP AKSJEGLOBAL LAVBETA I	0	2.603.704	2.603.704
**D	NORTHERN TRUST UCITS FGR FUND	0	1.583.349	1.583.349
**D	UNIVEST	0	1.623.819	1.623.819
**D	NORTH TR LUX CO I ITS CAP MNGM OF SCHLUM STAFF RET F FCP-SIF	0	167.791	167.791

364

## LISTA ESITO DELLE VOTAZIONE

Oggetto: Destinazione dell'utile d'esercizio

## FAVOREVOLI

Badge	Ragione Sociale	Proprio	Delega	Totale
**D	IPM EQUITY UMBRELLA FUND	0	85.135	85.135
**D	EURIZON CAPITAL SGR SPA - EURIZON RENDITA	0	72.997	72.997
**D	EURIZONCAPITAL SGR S.P.A. - EURIZON AZIONI AREA EURO	0	181.543	181.543
**D	EURIZON CAPITAL SGR SPA - EURIZON PROGETTO ITALIA 70	0	315.406	315.406
**D	EURIZONCAPITAL SGR S.P.A. - EURIZON AZIONI ITALIA	0	4.305.155	4.305.155
**D	EURIZON CAPITAL SGR SPA - EURIZON PROGETTO ITALIA 40	0	353.658	353.658
**D	EIS - MULTIASET RISK OVERLAY	0	44.735	44.735
**D	EPF - ENHANCED CONSTANT RISK CONTRIBUTION	0	38.190	38.190
**D	EUF - EQUITY ITALY	0	992.004	992.004
**D	EPF - EURO Q-EQUITY	0	126.860	126.860
**D	EPF - Q-FLEXIBLE	0	566.071	566.071
**D	ROSSINI - AZIONARIO EURO	0	4.020	4.020
**D	ROSSINI - BILANCIATO	0	1.198	1.198
**D	EUF - EQUITY EURO LTE	0	691.200	691.200
**D	EUF - EQUITY EURO LITE	0	256.865	256.865
**D	EUF - EQUITY ITALY SMART VOLATILITY	0	526.571	526.571
**D	ISE - VALORE CEDOLA GLOBALE - 02/2015	0	251.776	251.776
**D	ISE - VALORE CEDOLA GLOBALE - 04/2015	0	107.388	107.388
**D	ISE - GLOBAL DYNAMIC MULTITRENDER - 06/2015	0	52.847	52.847
**D	ISE - VALORE CEDOLA GLOBALE - 07/2015	0	60.968	60.968
**D	ISE - VALORE CEDOLA GLOBALE - 09/2015	0	61.099	61.099
**D	ISE - GLOBAL INCOME MULTITRENDER - 09/2015	0	142.189	142.189
**D	ISE - MULTIASET CEDOLA GLOBALE - 12/2015	0	244.958	244.958
**D	ISE - DYNAMIC INCOME MULTITRENDER - 01/2016	0	31.663	31.663
**D	ISE - MULTIASET CEDOLA GLOBALE - 02/2016	0	263.643	263.643
**D	ISE - MULTIASET ABSOLUTE 3 ANNI - 04/2016	0	81.909	81.909
**D	ISE - MULTIASET ABSOLUTE 3 ANNI - 07/2016	0	70.151	70.151
**D	EPF - ABSOLUTE Q-MULTISTRATEGY	0	12.037	12.037
**D	AMUNDI SIF EUROPEAN EQUITY INDEX FUND	0	22.697	22.697
**D	FONDACO ROMA EURO BALANCED CORE	0	3.185	3.185
**D	OPCVM SEYOND EQUITY FACTOR INVESTING EURO	0	141.309	141.309
**D	NATIXIS EURO VALUE EQUITY	0	239.557	239.557
**D	CNP ASSURANCES SA	0	8.104.840	8.104.840
**D	FCP EDMOND DE ROTHSCHILD EURO SRI	0	224.000	224.000
**D	IBM FRANCE	0	139.157	139.157
**D	FCP HAMELIN DIVERSIFIE FLEX II	0	14.112	14.112
**D	AA FORTIS TACTIQUE	0	752.834	752.834
**D	A.A. - BNP PAM -ISR	0	1.067.170	1.067.170
**D	FCP CARPIMKO EUROPE	0	330.774	330.774
**D	FCP AMUNDI PULSATIONS	0	1.164.592	1.164.592
**D	FCP RSI EURO P	0	1.704.926	1.704.926
**D	EPARGNE PRUDENCE THALES	0	111.355	111.355
**D	FCPE AMUNDI LABEL EQUILIBRE	0	78.140	78.140

365

LISTA ESITO DELLE VOTAZIONE  
 Oggetto: Destinazione dell utile d esercizio

FAVOREVOLI

Badge	Ragione Sociale	Proprio	Delega	Totale
**D	EVIAN A EQUILIBRE	0	20.408	20.408
**D	L.S. DYNAMIQUE	0	13.473	13.473
**D	N 1 RENDEMENT USINOR	0	28.119	28.119
**D	VOCATION MARCHE ARIANESPACE CONSEIL DE SURVEILLANCE DU FCP	0	9.645	9.645
**D	FCPE AMUNDI LABEL PRUDENCE	0	49.773	49.773
**D	FCPE AMUNDI LABEL DYNAMIQUE	0	71.002	71.002
**D	IV CHALLENGE	0	86.642	86.642
**D	FCP A.A. - GROUPAMA - ISR	0	680.000	680.000
**D	ADPACTIONS	0	13.162	13.162
**D	ADPARGNE	0	8.955	8.955
**D	FCP FDRN AMUNDI	0	210.831	210.831
**D	ARRCO LONG TERME D ACTIONS	0	710.541	710.541
**D	FCP CRN SOGE ACTIONS	0	217.646	217.646
**D	CARP - INDO	0	576.857	576.857
**D	FCP TONI ACTIONS 100	0	462.045	462.045
**D	FCP VIVACCIO ACTIONS	0	1.957.301	1.957.301
**D	LBPAM ACTIONS INDICE	0	1.930.610	1.930.610
**D	LBPAM PROFIL 80 PEA	0	537.509	537.509
**D	LBPAM PROFIL 100	0	312.062	312.062
**D	ESEPARGNE ACTIONS ISR-ACTIONS INTER	0	100.000	100.000
**D	FCP ICARE	0	165.432	165.432
**D	LBPAM ACTIONS DIVIDENDES EUROPE	0	2.816.723	2.816.723
**D	FCPE TECHNIP DYNAMIQUE	0	42.645	42.645
**D	FCPE TECHNIP EQUILIBRE	0	43.364	43.364
**D	AGIRA RETRAITE DIVERSIFIE	0	186.681	186.681
**D	LA BANQUE POSTALE ASSET MANAGEMENT	0	267.681	267.681
**D	FCP CAVEC GROUPAMA DIVERSIFIE	0	160.397	160.397
**D	FCP BERRI ACTIONS	0	79.964	79.964
**D	FCP PORT ROYAL EQUILIBRE	0	125.905	125.905
**D	VILLIERS ALTO	0	223.084	223.084
**D	ARIA	0	7.766	7.766
**D	FCP AMUNDI HORIZON	0	1.736.743	1.736.743
**D	PREDICA ISR EUROPE	0	16.398	16.398
**D	LBP INDEX EURO PEA 90 SEPTEMBRE2021	0	39.046	39.046
**D	GRD20	0	942.077	942.077
**D	PREDIQUANT A2 - DIVIDENDES EURO	0	1.253.486	1.253.486
**D	PREDIQUANT A2 ACTIONS EUROPE	0	2.930.168	2.930.168
**D	GRD 18 ACTIONS	0	206.445	206.445
**D	FCP LBP EUROCAP PEA 90 NOVEMBRE2021	0	34.613	34.613
**D	GRD 12 ACTIONS	0	382.184	382.184
**D	GROUPAMA ASSET MANAGEMENT	0	642.603	642.603
**D	LBPAM STRATEGIE PEA 1	0	316.323	316.323
**D	FCP PORTFOLIO ICR ACTIONS	0	108.134	108.134

366

LISTA ESITO DELLE VOTAZIONE  
 Oggetto: Destinazione dell utile d esercizio

## FAVOREVOLI

Badge	Ragione Sociale	Proprio	Delega	Totale
**D	FCP BOURBON 4	0	179.866	179.866
**D	UNIVERS CNP 1	0	441.860	441.860
**D	FC CARPIMKO	0	301.369	301.369
**D	CNP ACP ACTIONS LT	0	61.233	61.233
**D	CONCORDE 96	0	174.576	174.576
**D	FCP NATIXIS IONIS	0	52.271	52.271
**D	FCP ECUREUIL PROFIL 90	0	2.349.595	2.349.595
**D	FCP CNP GGR	0	16.256	16.256
**D	FCP NATEXIS PERFORMANCE 9	0	149.951	149.951
**D	FCP ABP PERP	0	209.520	209.520
**D	FCP RSRC DIVERSIFIE	0	796.959	796.959
**D	CARB DIVERSIFIE	0	388.853	388.853
**D	FCP EL PREVOYANCE	0	190.184	190.184
**D	FCPE NATIXIS ES ACTIONS EURO	0	438.455	438.455
**D	FCPE IBM FRANCE F	0	99.710	99.710
**D	DUGUAY ACTIONS EUROPE	0	133.532	133.532
**D	FCP ERISA DIVERSIFIE 2	0	495.000	495.000
**D	FCP FONDATION EUROPE	0	200.000	200.000
**D	SICAV EPARGNE ETHIQUE ACTIONS	0	184.000	184.000
**D	SICAV CHOIX SOLIDAIRE	0	122.089	122.089
**D	FCP ECOFI FLEXIBLE	0	33.822	33.822
**D	MEDI ACTIONS	0	1.500.000	1.500.000
**D	FCP MEDI ACTIONS EURO	0	180.000	180.000
**D	FCP AMUNDI ACTIONS EUROPE ISR	0	103.642	103.642
**D	FCP AMUNDI RENDEMENT PLUS	0	250.881	250.881
**D	SICAV AMUNDI ACTIONS EURO ISR	0	531.970	531.970
**D	HARMO PLACEMENT 2	0	274.939	274.939
**D	ASSURDIX	0	979.263	979.263
**D	FCPE AMUNDI RESA ACTIONS EURO	0	619.212	619.212
**D	ATOUT MODERATIONS	0	360.037	360.037
**D	FCPE AMUNDI CONSUMMATEUR ACTIONNAIRE	0	95.826	95.826
**D	FCPE AMUNDI RESA ESG ACTIONS EURO	0	558.581	558.581
**D	FCP CNP ASSUR EUROPE NEUFLIZE OBC	0	400.000	400.000
**D	CPR EURO HIGH DIVIDEND	0	368.042	368.042
**D	CPR GLOBAL EQUITY ALL REGIME	0	117.209	117.209
**D	FCPE AMUNDI PREM PATRIMOINE	0	132.376	132.376
**D	CPR EUROLAND	0	2.358.830	2.358.830
**D	AMUNDI ETF EURO STOXX 50 UCITS ETF DR	0	7.013.120	7.013.120
**D	FCP CPR ACTIVE EUROPE	0	225.970	225.970
**D	FCP AMUNDI EFF MSCI EUROPE EX EMU PEA UCITS ETF	0	2.952.746	2.952.746
**D	FCP CPR PROGRES DURABLE EUROPE	0	30.733	30.733
**D	PREDIQUANT EUROCREISSANCE A2	0	138.785	138.785
**D	FCP BFT EUROPE DIVIDENDES	0	330.000	330.000

Azionisti: 2729 Teste: 18  
 Azionisti in proprio: 10 Azionisti in delega: 2719

LISTA ESITO DELLE VOTAZIONE  
 Oggetto: Destinazione dell utile d esercizio

FAVOREVOLI

Badge	Ragione Sociale	Proprio	Delega	Totale
**D	AMUNDI PATRIMONE	0	384.317	384.317
**D	SICAV EURO CAPITAL DURABLE	0	800.000	800.000
**D	FCP GROUPAMA EURO STOCK	0	229.700	229.700
**D	SICAV MONDE GAN	0	77.564	77.564
**D	FCP FEDERAL ACTIONS RENDEMENT	0	450.000	450.000
**D	FEDERAL CONVICTON ISR EURO	0	1.600.000	1.600.000
**D	FCP FEDERAL CROISSANCE	0	476.000	476.000
**D	FCP FEDERAL OPTIMAL	0	428.000	428.000
**D	ATOUT EUROPE HAUT RENDEMENT	0	53.091	53.091
**D	ATOUT EUROPE SMART BETA	0	118.398	118.398
**D	FDC A2 POCHE TITRES	0	233.931	233.931
**D	AMUNDI ACTIONS INTLES WORLD PL	0	11.921	11.921
**D	ATOUT EUROLAND HAUT RENDEMENT	0	788.238	788.238
**D	ATOUT EUROLAND MIN VAR	0	417.739	417.739
**D	LCL ACTIONS EURO HAUT RENDEMENT	0	468.692	468.692
**D	LCL ACTIONS EURO MIN VAR	0	244.099	244.099
**D	LCL ACTIONS EUROPE SMART BETA	0	39.469	39.469
**D	LCL ACTIONS EUROPE MAX DIV.	0	37.392	37.392
**D	FCP ENERGIES RENOUVELABLES	0	30.000	30.000
**D	PALATINE MEDITERRANEA SICAV	0	30.000	30.000
**D	AMUNDI ACTIONS INTERNATIONALES DYNAMIC RISK FACTOR	0	3.839	3.839
**D	CROISSANCE DIVERSIFIEE	0	18.192	18.192
**D	IXIS EURO ACTIONS	0	1.917.832	1.917.832
**D	FCP ECUREUIL PROFIL 75	0	994.504	994.504
**D	NATIXIS ACITONS EUROPE RENDEMENT	0	222.159	222.159
**D	CNP ASSUR VALEURS	0	60.780	60.780
**D	NATIXIS ACTIONS EUROPE SECTEURS	0	101.430	101.430
**D	FCP HSBC DYNAPLEXIBLE	0	183.304	183.304
**D	FCP HSBC ACTIONS EUROPE	0	1.862.901	1.862.901
**D	FCP HSBC ACTIONS MONDE	0	181.580	181.580
**D	HSBC ACTIONS DEVELOPPEMENT DURAB	0	999.002	999.002
**D	ECOFI ACTIONS SCR	0	65.506	65.506
**D	AMUNDI FUNDS EQUITY EUROPE MINIMUM VARIANCE	0	1.400.871	1.400.871
**D	AMUNDI LUXEMBOURG SA	0	100.000	100.000
**D	AMUNDI FUNDS EQUITY EURO RISK PARITY	0	854.743	854.743
**D	STG PFDS CORP EXPRESS MANDAAT ALLIANCE CAPITA	0	51.257	51.257
**D	STICHTING BEDRIJFSPENSIOENFONDSVOOR DE LANDEBOUW MANDAAT BLACKRO	0	2.956.244	2.956.244
**D	STG PFDS V.D. GRAFISCHE	0	2.823.252	2.823.252
**D	STG PFDS AHOLD	0	372.270	372.270
**D	ST. SPOORWEGPDS MANDAAT BLACKROCK	0	111.993	111.993
**D	STICHTING PENSIOENFONDS OPENEAAR VERVOER	0	48.167	48.167
**D	BPL	0	2.687.222	2.687.222
**D	STG PFDS ACHMEA MANDAAT BLACKROCK	0	398.277	398.277

368

LISTA ESITO DELLE VOTAZIONE  
Oggetto: Destinazione dell utile d esercizio

FAVOREVOLI

Badge	Ragione Sociale	Proprio	Delega	Totale
**D	STG BEDRIJFSTAKPEFDS V H	0	96.272	96.272
**D	STG BPF VD DETAILHANDEL MND BLACKROCK MSCI EMEA	0	1.334.049	1.334.049
**D	ST BEW S.A. BEL.POOLS GLOB.EQ. FACTOR FUND	0	271.950	271.950
**D	PETTELAAR EFFECTENBEW. INZ. SNSRESP. IND. FND	0	1.310.859	1.310.859
**D	AMUNDI INDEX SOLUTIONS	0	1.422.281	1.422.281
**D	BRIDGEWATER PURE ALPHA TRADING COMPANY II, LTD	0	18.242.169	18.242.169
**D	RUSSELL OVERSEAS EQUITY FUND	0	267.700	267.700
**D	RUSSELL OVERSEAS EQUITY FUND	0	133.783	133.783
**D	RUSSELL OVERSEAS EQUITY FUND	0	214.659	214.659
**D	RUSSELL OVERSEAS EQUITY FUND	0	230.700	230.700
**D	RUSSELL OVERSEAS EQUITY FUND	0	44.274	44.274
**D	RUSSELL GLOBAL EQUITY FUND	0	318.400	318.400
**D	RUSSELL GLOBAL EQUITY FUND	0	1.138.179	1.138.179
**D	RUSSELL OVERSEAS EQUITY POOL	0	148.701	148.701
**D	RUSSELL GLOBAL EQUITY POOL	0	284.238	284.238
**D	AGF EUROPEAN EQUITY FUND	0	75.800	75.800
**D	HARMONY OVERSEAS EQUITY POOL	0	499.904	499.904
**D	AGF ALL WORLD TAX ADVANTAGE GROUP LIMITED	0	200.629	200.629
**D	EAFE EQUITY FUND	0	153.441	153.441
**D	BRUCE POWER PENSION PLAN	0	247.223	247.223
**D	THE CANADA LIFE ASSURANCE COMPANY	0	859.300	859.300
**D	COLLEGES OF APPLIED ARTS AND TECHNOLOGY PENSION P	0	1.207.430	1.207.430
**D	COLLEGES OF APPLIED ARTS AND TECHNOLOGY PENSION P	0	90.976	90.976
**D	THE CANADIAN MEDICAL PROTECTIVE ASSOCIATION	0	367.833	367.833
**D	ONTARIO POWER GENERATION INC.	0	6.084.308	6.084.308
**D	BNY MELLON EMPLOYEE BENEFIT COLLECTIVE INVESTMENT FUND PLAN	0	105.681	105.681
**D	THE ROYAL INST FOR THE ADVANCEMENT OF LEARNING MCGILL UNIVERSITY	0	300.702	300.702
**D	BMO MONTHLY INCOME FUND	0	130.169	130.169
**D	BMO GLOBAL INFRASTRUCTURE FUND	0	67.635	67.635
**D	FRONTIERS INTERNATIONAL EQUITY POOL	0	201.256	201.256
**D	THE GREAT-WEST LIFE ASSURANCE COMPANY	0	142.993	142.993
**D	BOSTON COMPANY INC POOLED EMPLOYEE FUNDS INTL CORE EQUITY FD II	0	8.237	8.237
**D	COUNSEL DEFENSIVE GLOBAL EQUITY	0	227.816	227.816
**D	IMPERIAL TOBACCO PENSION INVESTMENT TRUST FUND	0	269.666	269.666
**D	IUOE LOCAL 793 MEMBERS PENSION BENEFITTRUST OF ONTARIO	0	703.825	703.825
**D	BMO MSCI EAFE INDEX EFF	0	201.190	201.190
**D	LUCENT TECHNOLOGIES INC. DEFINED CONTRIBUTION PLAN MASTER TRUST	0	2.356.082	2.356.082
**D	LONDON LIFE INSURANCE COMPANY	0	70.184	70.184
**D	GLOBAL INFRASTRUCTURE EQUITY FUND LONDON CAPITAL	0	17.482	17.482
**D	GLOBAL INFRASTRUCTURE EQUITY FUND LONDON CAPITAL	0	92.464	92.464
**D	U.S. AND INTERNATIONAL SPECIALTY CLASS	0	1.391.144	1.391.144
**D	MCGILL UNIVERSITY PENSION FUND	0	30.081	30.081
**D	ONTARIO PENSION BOARD	0	336.300	336.300
**D	RENAISSANCE GLOBAL EQUITY PRIVATE POOL	0		
**D	RENAISSANCE REAL ASSETS PRIVATEPOOL	0		

269

LISTA ESITO DELLE VOTAZIONE  
 Oggetto: Destinazione dell utile d esercizio

## FAVOREVOLI

Badge	Ragione Sociale	Proprio	Delega	Totale
**D	STATE OF WISCONSIN INVESTMENT BOARD	0	558.517	558.517
**D	STATE OF WISCONSIN INVESTMENT BOARD	0	4.158.226	4.158.226
**D	STATE OF WISCONSIN INVESTMENT BOARD	0	3.739.814	3.739.814
**D	STATE OF WISCONSIN INVESTMENT BOARD	0	767.092	767.092
**D	STATE OF WISCONSIN INVESTMENT BOARD	0	1.789.840	1.789.840
**D	TD EMERALD INTERNATIONAL EQUITYINDEX FUND	0	251.036	251.036
**D	DUKE UNIVERSITY	0	53.547	53.547
**D	TD EUROPEAN INDEX FUND .	0	2.354	2.354
**D	TD INTERNATIONAL EQUITY INDEX ETF	0	6.863.850	6.863.850
**D	PUBLIC SECTOR PENSION INVESTMENT BOARD	0	142.474	142.474
**D	THE BOSTON COMPANY PRIVATE TRUTHE INTERNATIONAL EQ	0	211.404	211.404
**D	TORSTAR MASTER TRUST FUND .	0	14.083	14.083
**D	TEACHERS' RETIREMENT ALLOWANCESFUND	0	2.322.900	2.322.900
**D	IMPERIAL INTERNATIONAL EQUITY POOL	0	214.481	214.481
**D	IMPERIAL INTERNATIONAL EQUITY POOL	0	107.170	107.170
**D	IMPERIAL INTERNATIONAL EQUITY POOL	0	1.532.266	1.532.266
**D	IMPERIAL GLOBAL EQUITY INCOME POOL	0	112.800	112.800
**D	IMPERIAL OVERSEAS EQUITY POOL	0	467.857	467.857
**D	ONTARIO POWER GENERATION INC .	0	218.300	218.300
**D	UNIVERSITY OF GUELPH FOREIGN PROPERTY TRUST	0	70.900	70.900
**D	UNIVERSITY OF GUELPH	0	77.700	77.700
**D	WOODBIDGE INVESTMENTS CORPORATION	0	392.073	392.073
**D	WINDWISE MSCI EAFE INDEX NON-LENDING, FUND FOR EXEMPT ORG.	0	3.049	3.049
**D	STEWARDSHIP FOUNDATION	0	110.731	110.731
**D	CIBC INTERNATIONAL INDEX FUND	0	44.164	44.164
**D	CIBC EUROPEAN INDEX FUND	0	114.093	114.093
**D	CIBC POOLED INTERNATIONAL EQUITY INDEX FUND	0	379.600	379.600
**D	YORK UNIVERSITY PENSION FUND .	0	95.899	95.899
**D	RENAISSANCE GLOBAL VALUE FUND	0	6.057	6.057
**D	DEBORAH LOEB BRICE	0	10.824	10.824
**D	ALAMOSIA LLC .	0	495.517	495.517
**D	CF INTERNATIONAL STOCK INDEX FUND ONE	0	554.392	554.392
**D	DT INTERNATIONAL STOCK INDEX FUND ONE	0	199.601	199.601
**D	CERVURITE INTERNATIONAL LLC .	0	8.406	8.406
**D	MARANIC II LLC .	0	299.995	299.995
**D	R.K. MELLON INTERNATIONAL FUND.	0	2.814	2.814
**D	1975 IRREVOCABLE TRUST OF CD WEYERHAUSER	0	1.146	1.146
**D	1973 IRREVOCABLE TRUST OF CD WEYERHAUSER	0	150.000	150.000
**D	SINGLE SELECT INVEST MONCEAU ACTION	0	565.800	565.800
**D	FORUM ONE	0	400.997	400.997
**D	FONDAZIONE ROMA SIF	0	15.777	15.777
**D	LEGG MASON GLOBAL INFRASTRUCTURE ETF	0	4.194	4.194
**D	JPMORGAN FUNDS (IRELAND) ICAV	0		

Azionisti:

Azionisti in proprio: 2729

Teste: 18

Azionisti in delega: 2719

Pagina 66

370

**LISTA ESITO DELLE VOTAZIONE**  
**Oggetto: Destinazione dell utile d esercizio**

**FAVOREVOLI**

Badge	Ragione Sociale	Proprio	Delega	Totale
Totale voti	5.932.500.887			
Percentuale votanti %	99,270142			
Percentuale Capitale %	58,352392			

371



Azionisti: 2729 Teste:  
Azionisti in proprio: 18 Azionisti in delega: 2719



Assemblea Ordinaria del 04 maggio 2017ESITO VOTAZIONE

Oggetto : **Autorizzazione acquisto e vendita azioni proprie**

**Hanno partecipato alla votazione:**

-n° 2.743 azionisti,

portatori di n° 5.976.113.829 azioni ordinarie, tutte ammesse al voto,

pari al 58,781371% del capitale sociale.

**Hanno votato:**

		% su Azioni Ordinarie Ammesse al voto
Favorevoli	5.860.260.303	98,061390
Contrari	79.867.250	1,336441
SubTotale	5.940.127.553	99,397831
Astenuti	5.952.276	0,099601
Non Votanti	30.034.000	0,502567
SubTotale	35.986.276	0,602169
<b>Totale</b>	<b>5.976.113.829</b>	<b>100,000000</b>

Ai sensi dell'art. 135-undecies del TUF **non sono computate** ai fini del calcolo della maggioranza e del capitale richiesto per l'approvazione della delibera numero 0 azioni pari al **0,000000%** delle azioni rappresentate in aula.

LISTA ESITO DELLE VOTAZIONE  
 Oggetto: Autorizzazione acquisto e vendita azioni proprie

CONTRARI

	Ragione Sociale	Proprio	Delega	Totale
**D	6055 NOTARFONZO ARNALDO	15.000	0	15.000
**D	6417 DORI CARLO	350	0	350
**D	6680 LEONETTI SALVATORE	10.445	0	10.445
**D	6982 CHIURAZZI LUIGI	32.357	0	32.357
**D	6984 AGOSTINI ANTONIO	0	0	0
**D	INVESTMENT PRIVATFONDS GMBH	0	674.481	674.481
**D	FCP CNP ACTIONS EM	0	565.356	565.356
**D	FCP IDR ACTIONS EURO	0	154.000	154.000
**D	FCP UBS F EURO OPPORT UNCON PEA EUR	0	72.091	72.091
**D	SICAV UBS F OPP MONDE 10	0	14.950	14.950
**D	WHOLESALE GLOBAL EQUITY INDEX FUND	0	37.574	37.574
**D	AMP INT EQ IND FD HEDGED	0	1.043.631	1.043.631
**D	FCPE AREVA ACTIONS	0	202.345	202.345
**D	1327 FCP BQDE SCALBERT DUPONT	0	24.400	24.400
**D	FCP GAILLON 130/30	0	26.735	26.735
**D	FCPE BARCLAYS DIVERIFIE ACTIONS	0	30.000	30.000
**D	FCPE COFACE	0	10.000	10.000
**D	FCP BAUD CIC	0	2.700	2.700
**D	1448 FCPE GE FACTOFRANCE	0	10.000	10.000
**D	STAUBLI 50 50 CREDIT MUTUEL FCPE	0	10.000	10.000
**D	STAUBLI 80 20 CREDIT MUTUEL FCPE	0	10.000	10.000
**D	FCP SCORE 2012	0	4.000	4.000
**D	FCP OFFENSIF AIR LIQUIDE EXPANS	0	30.780	30.780
**D	TARAVAO INVEST	0	20.000	20.000
**D	DEKA INVESTMENT GMBH RE DEKASPEZIAL	0	100.000	100.000
**D	DEKA INVESTMENT GMBH RE ARIDEKA	0	2.500.000	2.500.000
**D	DEKA INVEST GMBH RE DEKA-BAV-FONDS	0	250.407	250.407
**D	DEKA INVEST RE SIGMA PLUS KONSERVATIV	0	57.882	57.882
**D	DEKA INVEST - KOMMUNAL EUROLAND BALANCE	0	986.414	986.414
**D	DEKA INVESTMENT GMBH RE DEKA-BR 75	0	124.475	124.475
**D	DEKA INVESTMENT GMBH RE DEKA-BR 55	0	35.000	35.000
**D	DEKA INVESTMENT GMBH RE DEKA-BR 35	0	134.557	134.557
**D	DEKA INVEST RE DEKA-EUROLAND BALANCE	0	3.171.750	3.171.750
**D	DEKA INVEST RE DEKA-STIFTUNGEN BALANCE	0	429.616	429.616
**D	DEKA INVEST. RE DEKA-DIVIDENDDISCOUNT	0	32.000	32.000
**D	DEKA INVEST RE/DEKAFUTUR-ERTRAG	0	7.160	7.160
**D	DEKA INVEST RE/DEKAFUTUR-WACHSTUM	0	47.700	47.700
**D	DEKA INVESTMENT GMBH RE DEKAFUTUR-CHANCE	0	123.200	123.200
**D	DEKA INVESTMENT GMBH RE DEKA-BR 100	0	1.500.000	1.500.000
**D	DEKA INVEST GMBH RE DEKA-BR 85	0	340.768	340.768
**D	DEKA INVESTMENT GMBH RE DEKA	0	900.000	900.000
**D	BEROLINARENT DEKA	0	28.500	28.500
**D	DEKA INVEST DIVIDENDENSTRATEGIE CF A	0	4.842.000	4.842.000

373

## LISTA ESITO DELLE VOTAZIONE

Oggetto: Autorizzazione acquisto e vendita azioni proprie

## CONTRARI

Badge	Ragione Sociale	Proprio	Delega	Totale
**D	DEKA INVESTMENT GMBH RE DEKA EURO ISTOXX	0	1.002.521	1.002.521
**D	DEKA INVEST GMBH RE DEKA-PB DEFENSIV	0	41.345	41.345
**D	MAINFRANKEN WERTKONZEPT AUSGEWOGEN	0	17.000	17.000
**D	DEKA INVESTMENT GMBH DEKA MSCI EUROPE UC	0	275.789	275.789
**D	DEKA INVESTGMBH RE MSCI EUROPE LC UCITS	0	40.363	40.363
**D	DEKA BASISSTRATEGIE FLEXIBEL	0	31.870	31.870
**D	DEKA INVESTMENT GMBH RE DEKA-BASIS	0	30.000	30.000
**D	DEKA INVEST DEKA EURO STOXX 50 - UCITS	0	3.674.746	3.674.746
**D	DEKA INVESTMENT GMBH RE DEKA-DIVIDEND VA	0	122.500	122.500
**D	DEKA INVESTMENT GMBH RE DEKA-MULTIASSET INCOME	0	78.000	78.000
**D	UBS GLOBAL ASSET MANAGEMENT LIFE LTD	0	2.089.215	2.089.215
**D	DEKA INVEST GMBH RE A-VSA-FONDS	0	48.396	48.396
**D	DEKA INVESTMENT MBH RE PKBMF	0	58.150	58.150
**D	DEKA MBH RE SPK-GOLDMUENZE-SARASIN	0	51.588	51.588
**D	UBS (US) GROUP TRUST	0	274.548	274.548
**D	UBS ASSET MANAGEMENT LIFE LTD	0	82.919	82.919
**D	MINISTRY OF STRATEGY AND FINANCE	0	29.883	29.883
**D	DEKA INVEST RE VSINVESTMENT GOCH-FONDS	0	150.000	150.000
**D	DEKA INVEST RE DEKA TRUST BALANCED-FONDS	0	170.929	170.929
**D	DEKA A-DIM-WETZLAR-FONDS	0	36.096	36.096
**D	DEKA A-DIM-WETZLAR-BALANCED-FONDS	0	27.900	27.900
**D	DEKA INVESTMENT GMBH RE SAPHIR-FONDS	0	21.100	21.100
**D	DEKA FUNDMASTER INVESTMENTGESELLSCHAFT M	0	17.913	17.913
**D	A-DOR-FONDS	0	79.227	79.227
**D	DEKA INVESTMENT GMBH RE DOHAMON-FONDS DER LHK ZU DORTMUND	0	5.650	5.650
**D	DEKA INVESTMENT GMBH RE AWB-BS-FONDS	0	14.525	14.525
**D	DEKA INVEST GMBH DRUPA-FONDS	0	8.889	8.889
**D	DEKA INVESTMENT GMBH RE PFRUENDE INVEST	0	9.544	9.544
**D	DEKA INVESTMENT GMBH RE DBU SARASIN GLOB	0	127.696	127.696
**D	DEKA INVEST RE DEKA-ZMV-FONDS	0	31.500	31.500
**D	DEKA INVESTMENT GMBH RE STADTBahn-FONDS	0	18.629	18.629
**D	DEKA INVEST REGIONALE-WUPPERTAL-FONDS	0	26.479	26.479
**D	DEKA INVESTMENT GMBH RE DEKA-KSG-FONDS	0	10.560	10.560
**D	DEKA INVEST MAULBRONN-STROMBERG-FONDS	0	19.836	19.836
**D	DEKA INVEST RE KOMMUNAL-TUT-BALANCED -FO	0	42.550	42.550
**D	DEKA INVESTMENT GMBH RE VER 03-FONDS	0	10.468	10.468
**D	KIRCHHEIM UNTER TECK FONDS	0	8.000	8.000
**D	DEKA INVEST GMBH RE BODENSEE-FONDS	0	7.000	7.000
**D	DEKA INVESTMENT GMBH RE DEKA-BR 20	0	11.611	11.611
**D	DEKA INVEST. GMBH RE A-KLB-MASTERFONDS	0	686.300	686.300
**D	DEKA INVEST RE PRIVAT VORSORGE AS-FONDS	0	320.000	320.000
**D	DEKA INVESTMENT GMBH RE PRODEKA	0	284.000	284.000
**D	DEKA INVEST GMBH RE AGR DENA I	0	50.031	50.031

374

LISTA ESITO DELLE VOTAZIONE

Oggetto: Autorizzazione acquisto e vendita azioni proprie

CONTRARI

Badge	Ragione Sociale	Proprio	Delega	Totale
**D	DEKA INVEST GMBH RE DEKA-CUX-LCR-FONDS	0	20.000	20.000
**D	DEKA INVESTMENT GMBH RE A-KSK FULDA-FOND	0	55.000	55.000
**D	DEKA INVESTMENT GMBH RE MFR-MASTERFONDS	0	116.306	116.306
**D	DEKA INV RE MKG DEUTSCHLAND BALANCE	0	4.300	4.300
**D	DEKA INVEST. GMBH RE A-HAM-FONDS	0	39.399	39.399
**D	DEKA INVESTMENT GMBH TRIANON-FONDS AKTIE	0	46.981	46.981
**D	DEKA INVEST. A-NORDHAUSEN 2-FONDS	0	60.300	60.300
**D	DEKA INVESTMENT GMBH RE S BROKER 1 FONDS	0	43.000	43.000
**D	DEKA INV. GMBH RE A-GOLDENE AUE-FONDS	0	75.000	75.000
**D	DEKA INVESTMENT GMBH RE A-SKGO-FONDS	0	20.000	20.000
**D	DEKA INVESTMENT GMBH RE LANDSBERG-FONDS	0	43.400	43.400
**D	DEKA INVESTMENT GMBH RE A-ASD-FONDS	0	26.600	26.600
**D	DEKA INVESTMENT GMBH RE A-AMISIA-FONDS	0	85.000	85.000
**D	DEKA INVESTMENT GMBH RE GRAF ENGELBERT I	0	96.816	96.816
**D	DEKA INVESTMENT GMBH RE TUT-MASTERFONDS	0	20.000	20.000
**D	DEKA A-BAD HERSFELD-FONDS	0	24.000	24.000
**D	DEKA INVESTMENT GMBH RE A WITTRING ICR FONDS	0	13.950	13.950
**D	DEKA INVESTMENT GMBH RE DEKA VALUE PLUS	0	214.211	214.211
**D	RAGS-FUNDMASTER	0	100.347	100.347
**D	DEKA INV RE HASPA POTENZ GERMANY NONAIF	0	68.000	68.000
**D	DEKA INTL S.A GLOBALE AKTIEN LOWRISK	0	277.360	277.360
**D	INTERNATIONAL FUND MANAGEMENT S.A.	0	24.010	24.010
**D	DEKA INTERNATIONAL S.A. RE DEKA-EUROSTOC	0	2.613.821	2.613.821
**D	DEKA INTERNATIONAL S.A RE DEKA-EURO PAGARANT	0	620.303	620.303
**D	DEKA INTERNATIONAL S.A. RE DEKA PRIVATE	0	4.600	4.600
**D	DEKA INTERNATIONAL S.A. RE DEKALUX-EUROPA	0	580.000	580.000
**D	DEKA INTERNATIONAL S.A. RE DEKA-EUROPAVA	0	183.800	183.800
**D	DEKA INTERNATIONAL S.A. RE DEKA-EUROPA	0	3.170.000	3.170.000
**D	INTERNATIONAL FUND MANAGEMENT S.A. RE IF	0	520.000	520.000
**D	INTERNATIONAL FUND MANAGEMENT S.A. RE IFM	0	208.295	208.295
**D	BUREAU OF LABOR FUNDS-LABOR INSURANCE FUND	0	363.805	363.805
**D	CITY OF PHILADELPHIA PUBLIC RETIREMENT	0	304.555	304.555
**D	UBS FTSE RAFI DEVELOPED 1000 INDEX FUND	0	304.000	304.000
**D	FCPE GEP DUR EQUILIBRE	0	360.000	360.000
**D	FCPE GROUPAM EPARGNE RESPONSABLE PERSPEC	0	355.300	355.300
**D	FCPE GROUPAMA EPARGNE RESPONSABLE	0	232.838	232.838
**D	CM EUROPE ACTIONS	0	127.000	127.000
**D	FCP CIC TECHNO COM	0	1.763.359	1.763.359
**D	FCP UNION EUROPE	0	1.361.042	1.361.042
**D	UNION EUROPE VALUE	0	1.132.155	1.132.155
**D	FCP CM ACTIONS EURO	0	104.989	104.989
**D	FCP UNION LONG SHORT EUROPE	0	171.408	171.408
**D	LINCOLNSHIRE COUNTY COUNCIL PENSION FUND	0	167.800	167.800
**D	THE PENS PL OF THE UNITED CHURCH OF CAN	0		

375

LISTA ESITO DELLE VOTAZIONE

Oggetto: Autorizzazione acquisto e vendita azioni proprie

CONTRARI

Badge	Ragione Sociale	Proprio	Delega	Totale
**D	MGOF LSV INTL LCV	0	144.800	144.800
**D	NBK UBS EQ	0	130.434	130.434
**D	USBK ICLS 302 N 612 IUOE CON IND RE	0	166.200	166.200
**D	NEFF LSV ASSET MGMT	0	597.600	597.600
**D	UBS (CAY) GLOBAL GROWTH AND IN	0	2.574	2.574
**D	UNION INVESTMENT LUXEMBOURG SA	0	558.004	558.004
**D	UBS FUND MANAGEMENT (SWITZERLAND) AG.	0	2.710.815	2.710.815
**D	UBS FUND MGT (CH) AG CH0538 UBSCHIF2 EGXS II	0	20.723	20.723
**D	UBS FUND MANAGEMENT (SWITZERLAND) AG.	0	3.353.089	3.353.089
**D	UBS (LUX) STRATEGY XTRA SICAV	0	40.813	40.813
**D	UBS ASSET MANAGEMENT (AUSTRALIA) LTD	0	28.329	28.329
**D	UBS FUND MANAGEMENT (LUXEMBOURG) SA	0	121.485	121.485
**D	UBS (LUX) SICAV 1	0	75.937	75.937
**D	UBS (LUX) EQUITY SICAV	0	3.252.766	3.252.766
**D	UBS (LUX) SICAV 1 EMU EQUITIES ENHANCED (EUR)	0	1.058.304	1.058.304
**D	UBS GLOBAL SOLUTIONS - GLOBAL EQUITIES EUR	0	67.157	67.157
**D	UBS GLOBAL SOLUTIONS - GLOBAL EQUITIES II EUR	0	85.799	85.799
**D	FOCUSED SICAV GLOBAL EQUITY STRATEGY (USD)	0	21.012	21.012
**D	UBS FUND MANAGEMENT (LUXEMBOURG) SA	0	1.817.222	1.817.222
**D	DEKA INVESTMENT GMBH FOR SFT 3-FONDS	0	251.256	251.256
**D	PEOPLE'S BANK OF CHINA	0	7.920.971	7.920.971
**D	UBS (IRL) ETF PLC	0	614.225	614.225
**D	UBS ETF-UBS-ETF DJ EURO STOXX 50	0	2.281.511	2.281.511
**D	UBS ETF	0	5.791.734	5.791.734
**D	UBS ETF	0	256.798	256.798
**D	UBS ETF	0	348.753	348.753
**D	UBS ETF	0	311.276	311.276
**D	UBS ETF	0	861.814	861.814
**D	UBS ETF	0	1.900.931	1.900.931
**D	UBS IQ MSCI WORLD EX AUSTRALIA ETHICAL ETF	0	182.463	182.463
**D	UBS IQ MSCI EUROPE ETHICAL ETF	0	6.363	6.363
**D		0	5.152	5.152
Totale voti			79.867.250	
Percentuale votanti %			1,336441	
Percentuale Capitale %			0,785578	

376



LISTA ESITO DELLE VOTAZIONE  
 Oggetto: Autorizzazione acquisto e vendita azioni proprie

ASTENUTI

Badge	Regione Sociale	Proprio	Delega	Totale
6561	PEDERSOLI LANFRANCO	6.000	0	6.000
6984	AGOSTINI ANTONIO	0	0	0
**D	CHALLENGE FUNDS CHALLENGE ITALIAN EQUITY	0	4.000.000	4.000.000
**D	CHALLENGE FUNDS	0	1.633.531	1.633.531
**D	MEDIOLANUM SPEC SICAV-SIF EQUITY INCOME	0	75.000	75.000
**D	ROYAL BANK OF CANADA (CHANNELL ISLANDS) LIMITED	0	8.988	8.988
**D	ARROWGRASS MASTER FUND LTD C/O ARROWGRASS CAPITAL PARTNERS LLP	0	228.757	228.757

Totale voti 5.952.276  
 Percentuale votanti % 0,099601  
 Percentuale Capitale % 0,058547

377




LISTA ESITO DELLE VOTAZIONE

Oggetto: Autorizzazione acquisto e vendita azioni proprie

NON VOTANTI

Badge	Ragione Sociale	Proprio	Delega	Totale
6984	AGOSTINI ANTONIO	0	0	0
**D	KAIROS INTERNATIONAL SICAV - ITALIA	0	2.500.000	2.500.000
**D	KAIROS INTERNATIONAL SICAV - TARGET ITALY ALPHA	0	500.000	500.000
**D	KAIROS INTERNATIONAL SICAV - RISORGIMENTO	0	1.500.000	1.500.000
**D	FIDEURAM ASSET MANAGEMENT (IRELAND) FONDITALIA EQUITY ITALY	0	11.808.000	11.808.000
**D	FIDEURAM ASSET MANAGEMENT (IRELAND) FIDEURAM FUND EQUITY ITALY	0	590.000	590.000
**D	INTERFUND SICAV INTERFUND EQUITY ITALY	0	5.468.000	5.468.000
**D	ERSEL ASSET MANAGEMENT SGR S.P.A. - FONDERSEL PMI	0	300.000	300.000
**D	MEDIOLANUM GESTIONE FONDI SGR S.P.A. - FLESSIBILE ITALIA	0	7.000.000	7.000.000
**D	FIDEURAM INVESTIMENTI SGR S.P.A. - FIDEURAM ITALIA	0	368.000	368.000

Totale voti 30.034.000  
 Percentuale votanti % 0,502567  
 Percentuale Capitale % 0,295416

378




Azionisti: 9 Teste: 1  
 Azionisti in proprio: 0 Azionisti in delega: 9

## LISTA ESITO DELLE VOTAZIONI

Oggetto: Autorizzazione acquisto e vendita azioni proprie

## FAVOREVOLI

Badge	Ragione Sociale	Proprio	Delega	Totale
6118	CARDINALI LUIGI	0	0	0
DE*	CARLIANZA ASSICURAZIONI SPA	0	4.193.208	4.193.208
DE*	CAMGESTION	0	240.527	240.527
DE*	GENERALI ESPANA SA DE SEGUROS Y REASEGUROS	0	183.174	183.174
DE*	GENERALI ITALIA SPA	0	18.800.868	18.800.868
DE*	GENERTELLIFESPA	0	3.687.859	3.687.859
DE*	RINELLI DOMENICO	58.514	0	58.514
6189	MILITI VALTER	0	0	0
6371	CASSA NAZIONALE DI PREVIDENZA E ASSISTENZA FORENSE	0	52.417.000	52.417.000
DE*	BASILE STEFANO	0	0	0
6498	ENPAM	0	31.155.499	31.155.499
DE*	ENPAM	0	106.208	106.208
6506	A.D.I.G.E. IN PERSONA DI CARLO DE MASI	0	0	0
6545	COMPUTERSHARE SPA RAPPRESENTANTE DESIGNATO EX ART. 135 UNDECIES TUF NELLA PERSONA DI ENRICO MONICELLI	0	0	0
	1.520	0	0	0
6723	DI STEFANO STEFANO	0	2.397.856.331	2.397.856.331
DE*	MINISTERO DELL'ECONOMIA E DELLE FINANZE	0	0	0
6928	GRANATA ALFREDO	0	0	0
DE*	INARCASSA - CASSA NAZIONALE DI PREVIDENZA ED ASSISTENZA PER	0	18.435.640	18.435.640
6962	RICCI MARIO	45.073	0	45.073
**D	AGOSTINI ANTONIO	0	0	0
**D	ARCA FONDI SGR - FONDO ARCA AZIONI ITALIA	0	9.590.000	9.590.000
**D	BLACKROCK INDEX SELECTION FUND	0	5.271.213	5.271.213
**D	ARK LIFE ASSURANCE COMPANY LIMITED	0	483.375	483.375
**D	FRANKLIN TEMPLETON INVESTMENT FUNDS	0	18.417.484	18.417.484
**D	JPMORGAN FUNDS	0	5.224.402	5.224.402
**D	JPMORGAN INVESTMENT FUNDS	0	48.800.638	48.800.638
**D	JPMORGAN FUNDS EUROPEAN BANK AND BUSINESS CENTRE	0	2.144.074	2.144.074
**D	SCHRODER INTERNATIONAL SELECTION FUND	0	5.868.319	5.868.319
**D	AOR UCITS FUNDS	0	129.622	129.622
**D	MORGAN STANLEY INVESTMENT FUNDS	0	1.990	1.990
**D	T. ROWE PRICE FUNDS SICAV	0	7.495	7.495
**D	CAPITAL GROWTH FUND ABSOLUTE INCOME GROW	0	303.041	303.041
**D	CAPITAL INTERNATIONAL FUND	0	147.008	147.008
**D	BAYERNINVEST KAPITALVERWALTUNGSGESSELLSC	0	44.300	44.300
**D	CBRE CLARION FUNDS ALCEDA FUND MANAGEMEN	0	48.006	48.006
**D	BAYERNINVEST KAPITALVERWALTUNGS-GESELLSC	0	157.202	157.202
**D	DKB EUROPA FONDS	0	1.11.488	1.11.488
**D	STAR FUND	0	5.000.000	5.000.000
**D	BAYERNINVEST KAPITALVERWALTUNGSGESSELLSC MBH	0	1.170.109	1.170.109
**D	BAYERNINVEST KVG MBH	0	5.161.684	5.161.684
**D	NMMS WIEQ BRF ACCOUNT	0	140.700	140.700
**D	WIF- EUROPE OPPORTUNITIES	0	182.100	182.100
**D	NMMS GIEP BRI ACCOUNT	0	417.864	417.864

379



LISTA ESITO DELLE VOTAZIONE

Oggetto: Autorizzazione acquisto e vendita azioni proprie

FAVOREVOLI

Badge	Regione Sociale	Proprio	delega	Totale
**D	WORLDVIEW INVESTMENT FUND EUROPE CORE EQUITY FUND	0	342.000	342.000
**D	GENERALI INVESTMENTS EUROPE SPA SGR	0	2.806.218	2.806.218
**D	GENERALI INVESTMENTS LUXEMBURG S.A.	0	2.895.103	2.895.103
**D	DPAM EQUITIES L	0	700.000	700.000
**D	MERRILL LYNCH PROFESSIONAL CLEARING CORP	0	6.139.937	6.139.937
**D	MERRILL LYNCH INTERNATIONAL	0	1.745.281	1.745.281
**D	SONDERVERMOGEN ALLIANZGI-FONDS DHCO	0	28.772	28.772
**D	SONDERVERMOGEN ALLIANZGI-FONDS DEW-CO	0	38.638	38.638
**D	SONDERVERMOGEN ALLIANZGI-FONDS VBE	0	367.106	367.106
**D	ALLIANZ GLR EQ EU RCM BEST STYLES	0	422.734	422.734
**D	ALLIANZ CGI EQ BEST STYLES	0	1.103.686	1.103.686
**D	SONDERVERMOGEN ALLIANZGI-FONDS DSW-CO	0	47.044	47.044
**D	SONDERVERMOGEN ALLIANZGI-FONDS DSW-DREFONDS	0	6.824	6.824
**D	GMO TAX-MANAGED INTERNATIONAL EQUITIES F	0	132.123	132.123
**D	GMO ALPHA ONLY FUND	0	48.045	48.045
**D	GMO INTERNATIONAL EQUITY FUND	0	6.787.484	6.787.484
**D	VANGUARD EUROPEAN STOCK INDEX FUND	0	13.744.879	13.744.879
**D	VANGUARD DEVELOPED MARKETS INDEX FUND	0	34.749.743	34.749.743
**D	SEI INST INVEST TRUST WORLD EQ EX-US FUN	0	1.686.620	1.686.620
**D	JTSB STB DAIWA STOCK INDEX FUND 9807	0	178.334	178.334
**D	GMO INTERNATIONAL LARGE/MID CAP EQUITY F	0	1.463	1.463
**D	JAPAN TRUSTEE SERVICES BANK LTD	0	41.093	41.093
**D	JAPAN TRUSTEE SERVICES BANK LTD	0	180.000	180.000
**D	JAPAN TRUSTEE SERVICES BANK LTD	0	36.642	36.642
**D	THE MASTER TRUST BANK OF JAPAN LTD	0	5.274	5.274
**D	THE MASTER TRUST BANK OF JAPAN LTD	0	15.504	15.504
**D	JAPAN TRUSTEE SERVICES BANK LTD	0	4.000	4.000
**D	FIDELITY FUNDS SICAV	0	826.652	826.652
**D	NN (L)	0	12.177.875	12.177.875
**D	NN (L) LIQUID	0	2.233.213	2.233.213
**D	ING DIRECT	0	559.731	559.731
**D	GIM TOKYO FD	0	424.076	424.076
**D	GIM SPECIALIST INVESTMENT FUNDS	0	4.134.121	4.134.121
**D	JAPAN TRUSTEE SERVICES BANK LTD	0	90.000	90.000
**D	JAPAN TRUSTEE SERVICES BANK LTD	0	24.000	24.000
**D	JAPAN TRUSTEE SERVICES BANK LTD	0	37.700	37.700
**D	JAPAN TRUSTEE SERVICES BANK LTD	0	41.860	41.860
**D	SEI INST INV TRUST SCREENED WORLD EQ EX	0	209.109	209.109
**D	THE MASTER TRUST BANK OF JAPAN LTD	0	1.702.137	1.702.137
**D	VANGUARD TOTAL WORLD STOCK INDEX FUND	0	520.838	520.838
**D	PZENA VALUE FUNDS PL	0	44.180	44.180
**D	THE MASTER TRUST BANK OF JAPAN LTD	0	12.430	12.430
**D	THE MASTER TRUST BANK OF JAPAN LTD	0	985.553	985.553
**D	SEI INSTITUTIONAL INTERN TRUST INTERNATI	0		

380

## LISTA ESITO DELLE VOTAZIONE

Oggetto: Autorizzazione acquisto e vendita azioni proprie

## FAVOREVOLI

Badge	Ragione Sociale	Proprio	Delega	Totale
**D	VANGUARD FTSE ALL-WORLD EX US INDEX FUND	0	11.368.310	11.368.310
**D	GMO FUNDS PLC	0	622.356	622.356
**D	ICBC-CBPPAM GLOBAL OPPORTUNITY	0	8.430	8.430
**D	JAPAN TRUSTEE SERVICES BANK LTD	0	269.262	269.262
**D	FIRST TRUST EUROPE ALPHADEX FUND	0	206.615	206.615
**D	THE MASTER TRUST BANK OF JAPAN LTD	0	256.884	256.884
**D	JAPAN TRUSTEE SERVICES BANK LTD	0	39.202	39.202
**D	FIDELITY SAL ST SPARTAN GLOBAL EX US IN	0	994.309	994.309
**D	VANGUARD FUNDS PLC	0	1.883.762	1.883.762
**D	MACQUARIE GLOBAL LISTED INFRASTRUCTURE C	0	265.015	265.015
**D	ALLIANZGI NEJ INTERNATIONAL VALUE CIT	0	59.723	59.723
**D	SEI INSTITUTIONAL MANAGED TRUST MULTI-AS	0	67.914	67.914
**D	VANGUARD INVESTMENT SERIES, PLC	0	11.222.239	11.222.239
**D	FIDELITY SAL ST T SPARTAN TOTAL INT IN F	0	90.769	90.769
**D	THE MASTER TRUST BANK OF JAPAN LTD	0	157.848	157.848
**D	SEI INSTITUTIONAL MANAGED TRUST-TAX-MANAGED INTERNATIONAL MANAGED	0	214.945	214.945
**D	THE MASTER TRUST BANK OF JAPAN LTD	0	15.450	15.450
**D	WELLI TRUS NAT ASSOC COMMON TRUST FUNDS	0	88.159	88.159
**D	WELL TRCO NA MULTI. COLLECT. INV FUND	0	12.665	12.665
**D	INTERNATIONAL MULTI-ASSET DIVERSIFIED IN	0	20.884	20.884
**D	PIMCO FUNDS GLOBAL INVESTORS SERIES PLC	0	273.102	273.102
**D	SCHRODER INTERNATIONAL MULTI-CAP EQ	0	186.003	186.003
**D	THE MASTER TRUST BANK OF JAPAN LTD	0	132.393	132.393
**D	ADVISOR MANAGED TRUST - TACTICAL OFFENSI	0	235.342	235.342
**D	FIRST TRUST EUROZONE ALPHADEX ETF	0	9.895	9.895
**D	DEUTSCHE EUROPEAN EQUITY FUND	0	82.230	82.230
**D	THE ADV. INNER C. CORNERST. AD. GL. PUB. EQ. F	0	74.227	74.227
**D	THE ADVISORS' INNER CIRCLE FUND CORNER STONE ADVISORS GLOBAL PUBLIC EQUITY FUND	0	145.776	145.776
**D	GLOBAL X SCIENTIFIC BETA EUROPE ETF	0	6.180	6.180
**D	FIRST TRUST DYNAMIC EUROPE EQUITY INCOME	0	2.606.133	2.606.133
**D	PANAGORA RISK PARITY M.A.C.FD	0	10.846	10.846
**D	FIRST TRUST RIVERFRONT DYNAMIC EUROPE ET	0	15.453	15.453
**D	FIRST TRUST RIVERFRONT DYN DEV INT ETF	0	32.672	32.672
**D	MONDRIAN ALL COUNTRIES WORLD EX-U.S	0	992.174	992.174
**D	BROWN BROTHERS HARRIMAN + CO, BOSTON CUSTODIAN FOR: THE ADVISORS' INNER CIRCLE III / PINEBRIDGE DYNAMIC ASSET ALLOCATION	48.473	0	0
**D	BBHOS/GALLERY TR-MONDRIA	0	2.726.913	2.726.913
**D	BEST INVESTMENT CORPORATION	0	72.138	72.138
**D	HSBC LIFE (INTERNATIONAL) LIMITED	0	351.693	351.693
**D	HSBC GROUP HONG KONG LOCAL STAFF RETIREMENT BENEFIT SCHEME	0	29.640	29.640
**D	HSBC MANAGED STABLE GROWTH FUND	0	1.774	1.774
**D	HSBC MANAGED STABLE FUND	0	5.933	5.933
**D	HSBC MANAGED GROWTH FUND	0	33.161	33.161

Pagina 9

Azionisti:  
Azionisti in proprio:2568 Teste:  
2 Azionisti in delega:10  
2566

## LISTA ESITO DELLE VOTAZIONE

Oggetto: Autorizzazione acquisto e vendita azioni proprie

## FAVOREVOLI

Badge	Ragione Sociale	Proprio	Delega	Totale
**D	HSBC GUARANTEED FUND	0	30.204	30.204
**D	HSBC MANAGED BALANCED FUND	0	19.948	19.948
**D	ISHARES EURO STOXX 50 INDEX EFF	0	17.783	17.783
**D	SHENPP EURO INDEX SECURITY MASTER INVEST	0	41.542	41.542
**D	JPMORGAN MULTI INCOME FUND	0	526.223	526.223
**D	ALLIANZ CHOICE BEST STYLE EUR.FUND	0	81.786	81.786
**D	JPMORGAN EUROPE STRATEGIC DIVIDEND FUND	0	23.752	23.752
**D	CARDIF ASSURANCE VIE	0	7.248.453	7.248.453
**D	CARDIF ASSURANCE RISQUES DIVERS	0	172.000	172.000
**D	NADAUD	0	51.263	51.263
**D	KEMPEN EUROPEAN HIGH DIVIDEND FUND N.V.	0	7.035.100	7.035.100
**D	FCP SAINT MARTIN N1	0	479.874	479.874
**D	REGARD ACTIONS EURO	0	1.337.292	1.337.292
**D	REGARD ACTIONS DEVELOPEMENT DURABLE	0	500.000	500.000
**D	MUTACTION 11	0	858.280	858.280
**D	SODIUM 1	0	418.594	418.594
**D	FCP CALCIUM QUANT	0	289.528	289.528
**D	CARDIF LUX VIE	0	202.300	202.300
**D	HENDERSON INVESTMENT FUND OFIC	0	2.977.299	2.977.299
**D	HENDERSON INSTIT EUROP INDEX OPP FUND	0	737.916	737.916
**D	CANDRIAM BELGIUM MANDAT FRR	0	5.270.011	5.270.011
**D	ALLIANZ GLOBAL INVESTORS FRANCE	0	411.103	411.103
**D	WITAN INVESTMENT TRUST PLC	0	889.350	889.350
**D	ANIMA SGR SPA	0	1.140.000	1.140.000
**D	ANIMA SGR SPA	0	2.289.711	2.289.711
**D	ANIMA SGR SPA	0	2.381.365	2.381.365
**D	ANIMA SGR SPA	0	7.418.059	7.418.059
**D	ANIMA SGR SPA	0	1.296.246	1.296.246
**D	ANIMA SGR SPA	0	958.265	958.265
**D	ANIMA SGR SPA	0	3.204.584	3.204.584
**D	ANIMA SGR SPA	0	4.308.250	4.308.250
**D	ANIMA SGR SPA	0	2.662.874	2.662.874
**D	ANIMA SGR SPA	0	1.399.825	1.399.825
**D	ANIMA SGR SPA	0	469.205	469.205
**D	ANIMA SGR SPA	0	298.300	298.300
**D	ANIMA SGR SPA	0	176.721	176.721
**D	ALLIANZGI FONDS BREMEN	0	26.942	26.942
**D	ALLIANZGI FONDS DPWS	0	44.007	44.007
**D	ALLIANZGI FONDS NASPA PENSIONSFONDS	0	66.800	66.800
**D	DILL COFONDS	0	13.744	13.744
**D	ALLIANZGI FONDS ZUBB	0	7.200	7.200
**D	ALLIANZGI FONDS WERT	0	28.475	28.475
**D	ALLIANZGI FONDS VEMK	0	16.511	16.511
**D	ALLIANZGI FONDS VBDK	0		

Pagina 10

10  
2566Azionisti: 2568 Teste: 2  
Azionisti in proprio: 2 Azionisti in delega:

LISTA ESITO DELLE VOTAZIONE

Oggetto: Autorizzazione acquisto e vendita azioni proprie

FAVOREVOLI

Badge	Ragione Sociale	Proprio	Delega	Totale
**D	ALLIANZGI FONDS REINVEST	0	22.065	22.065
**D	ALLIANZGI FONDS FUK	0	5.578	5.578
**D	ALLIANZGI FONDS PFD	0	15.583	15.583
**D	ALLIANZGI FONDS OJU	0	15.086	15.086
**D	ALLIANZGI FONDS INDU	0	23.073	23.073
**D	ALLIANZGI FONDS GANO 2	0	49.513	49.513
**D	ALLIANZGI FONDS GANO	0	9.727	9.727
**D	ALLIANZGI FONDS FIB	0	58.100	58.100
**D	ALLIANZGI FONDS AVP	0	3.787	3.787
**D	ALLIANZGI FONDS ALPEN	0	22.915	22.915
**D	DEI FONDS ACU K	0	419.982	419.982
**D	ALLIANZGI FONDS ZDD3	0	76.963	76.963
**D	ALLIANZGI FONDS VSF	0	14.303	14.303
**D	ALLIANZGI FONDS ABE	0	3.695	3.695
**D	ALLIANZGI FONDS APNIESA	0	685.388	685.388
**D	ALLIANZGI FONDS FEV	0	67.637	67.637
**D	DEAM FONDS EDV 1	0	40.599	40.599
**D	ALLIANZ GI FONDS RAW II	0	146.566	146.566
**D	ALLIANZGI FONDS PENSIONS	0	72.345	72.345
**D	CBP GROWTH	0	390.146	390.146
**D	ALLIANZGI FONDS PFALCO	0	154.690	154.690
**D	ALLIANZGI FONDS NBP	0	26.108	26.108
**D	ALLIANZGI FONDS AEVN	0	1.203.981	1.203.981
**D	ALLIANZGI FONDS AESAN	0	44.670	44.670
**D	ALLIANZGI FONDS AMEV	0	30.769	30.769
**D	ALLIANZGI FONDS DREDOK	0	105.875	105.875
**D	ALLIANZGI FONDS PSDN	0	93.400	93.400
**D	ALLIANZGI FONDS SVKK	0	10.252	10.252
**D	ALLIANZGI FONDS TOSCA	0	111.737	111.737
**D	FONDIS	0	220.685	220.685
**D	CONVEST 21 VL	0	239.340	239.340
**D	ALLIANZ STRATEGIEFONDS WACHSTUM PLUS	0	834.893	834.893
**D	ALLIANZGI FONDS AFE	0	237.209	237.209
**D	ALLIANZGI FONDS PF2	0	379.613	379.613
**D	ALLIANZGI FONDS PTV2	0	1.013.686	1.013.686
**D	ALLIANZGI FONDS PF1	0	291.910	291.910
**D	ALLIANZGI FONDS HEUST	0	26.400	26.400
**D	ALLIANZGI FONDS MASTER DRT	0	123.521	123.521
**D	ALLIANZGI FOND AMMERLAND	0	170.429	170.429
**D	ALLIANZGI FONDS GEW	0	4.974	4.974
**D	ALLIANZGI FONDS TIBUR	0	24.225	24.225
**D	ALLIANZGI FONDS MAV	0	25.196	25.196
**D	ALLIANZGI FONDS DUNHILLI	0	41.075	41.075

10  
2566

Pagina 11

Azionisti: 2568 Teste: 2  
Azionisti in delega: 2

Azionisti in proprio:

LISTA ESITO DELLE VOTAZIONE

Oggetto: Autorizzazione acquisto e vendita azioni proprie

FAVOREVOLI

Badge	Ragione Sociale	Proprio	Delega	Totale
**D	ALLIANZGI FONDS VSBW	0	195.587	195.587
**D	ALLIANZGI FONDS TOB	0	22.292	22.292
**D	ALLIANZGI FONDS PGD	0	96.298	96.298
**D	ALLIANZGI FONDS INP	0	72.561	72.561
**D	ALLIANZGI FONDS USES	0	13.205	13.205
**D	ALLIANZGI FONDS RBB	0	163.536	163.536
**D	ALLIANZGI FONDS BFKW	0	21.933	21.933
**D	DBI FONDS EKIBB	0	116.834	116.834
**D	ALLIANZGI FONDS ACK	0	58.710	58.710
**D	KREBSHILFE 2 FONDS	0	6.178	6.178
**D	ALLIANZGI FONDS DBS	0	24.879	24.879
**D	ALLIANZGI FONDS ESMT	0	4.730	4.730
**D	ALLIANZGI FONDS CAESAR	0	10.047	10.047
**D	ALLIANZGI FONDS PAK	0	11.989	11.989
**D	ALLIANZGI FONDS STIFTUNGSFONDS WISSENSCH	0	32.956	32.956
**D	ALLIANZGI FONDS AKTIEN EUROPA	0	238.000	238.000
**D	DEKA MASTER HAEEK I	0	885.752	885.752
**D	DEAM FONDS ROCK	0	428.903	428.903
**D	BAYVK A4 FONDS	0	124.211	124.211
**D	BAYVK A1 FONDS	0	3.577.979	3.577.979
**D	ALLIANZ GLOBAL INVESTORS EUROPE	0	880.446	880.446
**D	UNIVERSAL-CAV	0	201.456	201.456
**D	UNIVERSAL-OCO	0	30.619	30.619
**D	FONDACO SIF	0	202.100	202.100
**D	HENDERSON HORIZON FUND SICAV	0	38.356	38.356
**D	STANDARD LIFE WEALTH INTERNATIONAL	0	11.000	11.000
**D	STANDARD LIFE INVESTMENTS	0	200.445	200.445
**D	MULTI SERIES WHOLESale INTER EQUITIES TR	0	108.541	108.541
**D	AMP CAPITAL SPECIALIST INTERNATIONAL SHA	0	37.511	37.511
**D	FD INTERNATIONAL SHARE FUND 1	0	48.904	48.904
**D	WHOLESale UNIT TRUST MSCI GLOB INDEX SHS	0	68.341	68.341
**D	WHOLESale UNIT TRUST GLOBAL SHARES F 3	0	82.647	82.647
**D	AVSUPER FUND	0	35.486	35.486
**D	HENDERSON GLOBAL EQUITY INCOME FUND	0	17.327.773	17.327.773
**D	BARROW HANLEY GLOBAL EQUITY TRUST	0	99.000	99.000
**D	IPAC SPEC INV STR INT SHARE STR NO 9	0	229.182	229.182
**D	IPAC SPEC INV STR INT SHARE STR NO 9	0	1.125.381	1.125.381
**D	AMP CAP UNHEDGED GL SHS MULTI MAN FUND	0	343.416	343.416
**D	MULTIMIX WHOLESale INT SHARES TRUST	0	220.225	220.225
**D	MULTIMIX WHOLESale INT SHARES TRUST	0	132.200	132.200
**D	MERCER UNHEDGED OVERSEAS SHARES TRUST	0	170.800	170.800
**D	MERCER UNHEDGED OVERSEAS SHARES TRUST	0	118.436	118.436
**D	LEGAL-SUPER	0	140.324	140.324

384

LISTA ESITO DELLE VOTAZIONE

Oggetto: Autorizzazione acquisto e vendita azioni proprie

FAVOREVOLI

Badge	Ragione Sociale	Proprio	Delega	Totale
**D	AUSTRALIAN CATHOLIC SUPERAN RETIREM FUND	0	60.046	60.046
**D	ENHANCED INDEX INTERNATIONAL SHARE FUND	0	2.142.963	2.142.963
**D	WHOLESALE UNIT TRUST GLOBAL SHS FUND 5	0	19.768	19.768
**D	TCORPIM INTERNAT SHARES (UNHEDEDGED) FU	0	798.880	798.880
**D	TCORPIM INTERNAT SHARES (UNHEDEDGED) FU	0	251.145	251.145
**D	TCORPIM INDEXED INT SHARE (UNHEDEDGED) F	0	85.795	85.795
**D	UNISUPER	0	94.227	94.227
**D	CAPACITY FONDS INSTITUTIONEL-ACTIONS ETRANGERES PIB	0	106.737	106.737
**D	PI CH-WORLD EX SWISS EQUITIES TRACKER US	0	764.529	764.529
**D	RAIFFEISEN INDEX FONDS	0	169.930	169.930
**D	PI CH - EUROPEAN EX SWISS EQUITIES	0	230.028	230.028
**D	BANQUE PICTET & CIE SA	0	425.416	425.416
**D	CAPACITY FONDS INSTITUTIONNEL ACTIONS ETRANGERES	0	49.804	49.804
**D	PGSF GLOBAL UTILITIES EQUITIES FUND	0	31.292.956	31.292.956
**D	PGSF GLOBAL HIGH YIELD UTILITIES EQUITIES FUND	0	167.636	167.636
**D	PGSF GLOBAL INCOME STOCK FUND	0	653.169	653.169
**D	PGSF GLOBAL UTILITIES EQUITIES CURRENCY HEDGE FUND	0	428.102	428.102
**D	PICTET-EUROPE INDEX	0	2.840.533	2.840.533
**D	SHINKO GLOBAL EQUITY INDEX MOTHER FUND	0	16.869	16.869
**D	DAIWA PAN EUROPEAN HIGH DIVIDEND YIELD STOCK MOTHER FUND	0	170.000	170.000
**D	NOMURA TRUST BANKING TRUSTEE NIKKO GLOBA	0	684.141	684.141
**D	DEFINED BENEFIT PP FOR CHUGOKU ELECT	0	107.966	107.966
**D	DL INTERNATIONAL RESEARCH OPEN MOTHER FD	0	53.030	53.030
**D	GIVI GLOBAL EQUITY FUND CLT AC	0	96.509	96.509
**D	ROBECO CAPITAL GROWTH FUNDS	0	1.785.229	1.785.229
**D	VONTOBEL FUND	0	1.778.814	1.778.814
**D	LGT MULTI MANAGER FUND	0	612.002	612.002
**D	UBI SICAV	0	114.924	114.924
**D	MACQUARIE - GLOBAL LISTED INFR FD	0	185.791	185.791
**D	BROOKFIELD GLOB.LIST.REAL EST.UC.FD	0	1.626.000	1.626.000
**D	QUARSTIO CAPITAL FUND	0	30.394	30.394
**D	CANDRIAM GF	0	16.239	16.239
**D	OFI MULTI SELECT	0	174.584	174.584
**D	KEMPEN INTERNATIONAL FUNDS	0	1.482.650	1.482.650
**D	BLACKROCK INSTITUTIONAL POOLED FUND PLC	0	293.481	293.481
**D	NFS LIMITED TRAFALGAR COURT LES BANQUES	0	1.003.844	1.003.844
**D	SHELL TRUST BERMUDA LTD AS TRUSTEE OF THE SHELL OVERSEAS CONTRIBUTORY PENSION FUND	0	54.177	54.177
**D	NFS LIMITED TRAFALGAR COURT LES BANQUES	0	575.022	575.022
**D	SHELL TRUST (BERMUDA) LIMITED AS TRUSTEE	0	45.199	45.199
**D	SHELL TRUST (BERMUDA) LTD AS TRUSTEE OF THE SHELL OVERSEAS C.P. FUND	0	289.579	289.579
**D	H.E.S.T. AUSTRALIA LIMITED	0	2.776.522	2.776.522
**D	CONSTRUCTION AND BUILDING UNIONS SUPERAN	0	227.090	227.090
**D	QUEENSLAND LOCAL GOVERNMENT SUPERANNUATI	0	536.283	536.283

385

LISTA ESITO DELLE VOTAZIONE

Oggetto: Autorizzazione acquisto e vendita azioni proprie

FAVOREVOLI

Badge	Regione Sociale	Proprio	Delega	Totale
**D	SAS TRUSTEE CORPORATION	0	571.909	571.909
**D	SAS TRUSTEE CORPORATION	0	363.716	363.716
**D	SAS TRUSTEE CORPORATION	0	661.807	661.807
**D	THE BARCLAYS BANK UK RETIREMENT FUND	0	286.966	286.966
**D	GAMMA EMIRATES INVESTMENT L.L.C. EM	0	21.226	21.226
**D	IBM PERSONAL PENSION PLAN TRUST	0	700.140	700.140
**D	BELEGINGSFONDS BELCENA	0	174.800	174.800
**D	CHINA LIFE INSURANCE (GROUP) COMPANY	0	77.721	77.721
**D	TELSTRA SUPERANNUATION SCHEME	0	779.040	779.040
**D	VANGUARD INTERNATIONAL SHARE INDEX FUND	0	121.063	121.063
**D	BLACKROCK SCREEN WHOLE INDEXED INT EQ FD	0	14.053	14.053
**D	VANGUARD GLOBAL QUANTITATIVE EQUITY FUND	0	17.442	17.442
**D	VARIABLE PORTFOLIO - LAZARD INTERNATIONAL EQUITY ADVANTAGE FUND	0	871.774	871.774
**D	ANZ ETFs EURO STOXX 50 ETF	0	8.122	8.122
**D	BT SUSTAINABLE INTERNATIONAL SHARE FUND	0	52.278	52.278
**D	TELSTRA SUPERANNUATION SCHEME	0	1.129.925	1.129.925
**D	ACCIDENT COMPENSATION CORPORATION	0	564.196	564.196
**D	CHINA LIFE INSURANCE COMPANY LIMITED	0	594.300	594.300
**D	THE BARCLAYS BANK UK RETIREMENT FUND	0	159.128	159.128
**D	BANCO CENTRAL DE TIMOR EST	0	1.180.132	1.180.132
**D	CONNECTICUT GENERAL LIFE INSURANCE COMPA	0	85.824	85.824
**D	BANCO CENTRAL DE TIMOR-LESTE (BCTL)	0	494.870	494.870
**D	THE BOEING COMPANY EMPLOYEE RETIREMENT P	0	2.393.300	2.393.300
**D	JP MORGAN FUND ICVC- JPM GLOBAL MACRO OP	0	6.444.714	6.444.714
**D	BOMBARDIER TRUST U.S. MASTER TRUST	0	273.086	273.086
**D	RETIREMENT PLAN FOR EMPLOYEES OF AETNA I	0	780.300	780.300
**D	SCHRODER GLOBAL DYNAMIC BLEND FUND	0	190.930	190.930
**D	THE BOEING COMPANY EMPLOYEE RETIREMENT P	0	1.530.106	1.530.106
**D	BRUNEL SHELL RETIREMENT BENEFIT FUND	0	82.108	82.108
**D	HARTFORD LIFE INSURANCE COMPANY	0	278.385	278.385
**D	ROCKEFELLER & CO., INC	0	310.918	310.918
**D	CHINATRUST COMMERCIAL BANK LTD. AS	0	75.796	75.796
**D	SCHRODER GLOBAL ACTIVE VALUE FUND	0	64.608	64.608
**D	ALTRIA CLIENT SERVICES MASTER RETIREMENT TRUST	0	206.900	206.900
**D	AXA OFFSHORE MULTIMANAGER FUNDS TRUST -	0	5.390	5.390
**D	JPM CHASE BANK - PB - UK CORPORATIONS	0	80.179	80.179
**D	JP MORGAN CHASE RETIREMENT PLAN	0	993.089	993.089
**D	SCHRODER GLOBAL ENHANCED INDEX FUND	0	1.360.781	1.360.781
**D	UNIVERSITY OF HONG KONG STAFF TERMINAL B	0	19.442	19.442
**D	JPMORGAN CHASE BANK N.A.	0	8.248	8.248
**D	JPMORGAN CHASE BANK N.A.	0	26.534	26.534
**D	JPMORGAN INTERNATIONAL VALUE FUND	0	2.970.145	2.970.145
**D	BLACKROCK FISSION INDEXED INTL EQUITY FD	0	206.321	206.321

386

## LISTA ESITO DELLE VOTAZIONE

Oggetto: Autorizzazione acquisto e vendita azioni proprie

## FAVOREVOLI

Badge	Ragione Sociale	Proprio	Delega	Totale
***D	ANZ WHOLESALE INTERN.SHARE NO. 1 FUND	0	22.888	22.888
***D	JPMORGAN INTERNATIONAL OPPORTUNITIES FUN	0	8.723.957	8.723.957
***D	BT INTERNATIONAL FUND	0	226.472	226.472
***D	BT EUROPEAN GROWTH FUND	0	257.884	257.884
***D	JPMORGAN INTREPID INTERNATIONAL FUND	0	3.332.148	3.332.148
***D	BT INSTITUTIONAL CORE GLOBAL SHARE SECTO	0	248.094	248.094
***D	QANTAS SUPERANNUATION PLAN	0	97.302	97.302
***D	MTBJ DAIDO LIFE FOREIGN EQUITY MOTHER FD	0	12.059	12.059
***D	BLACKROCK WHOLESALE INDEXED INTERNATIONA	0	542.834	542.834
***D	VANGUARD INTERNATIONAL SHARE INDEX FUND	0	2.040.574	2.040.574
***D	CAPITAL WORLD GROWTH & INCOME FUND INC	0	26.073.247	26.073.247
***D	THE INCOME FUND OF AMERICA INC	0	14.584.600	14.584.600
***D	AXA EQUITABLE LIFE INSURANCE CO	0	89.511	89.511
***D	BT INSTITUTIONAL INTERNATIONAL SHARE INT	0	670.718	670.718
***D	BT WHOLESALE CORE HEDGED GLOBAL SHARE FU	0	32.123	32.123
***D	SUPER FUNDS MANAG CORP SOUTH AUSTRALIA	0	453.000	453.000
***D	COMMINGLED PENSION TRUST FUND (INTREPID INTERNATIONAL) OF JPMORGAN CHASE BANK	0	1.263.892	1.263.892
***D	SUPERANNUATION FUNDS MANAGEMENT CORPORATION OF SOUTH AUSTRALIA	0	483.643	483.643
***D	AUSCOAL SUPERANNUATION FUND	0	329.300	329.300
***D	INTERNATIONAL GROWTH AND INCOME FUND	0	23.080.500	23.080.500
***D	BLACKROCK INTERNATIONAL ALPHA FILTS FUND	0	401.655	401.655
***D	CARBON AWARE INTERNATIONAL SHARES FUND	0	22.534	22.534
***D	WSP INTERNATIONAL EQUITIES TRUST	0	164.475	164.475
***D	BLACKROCK INDEXED ALL-COUNTRY EQUITY FUN	0	37.837	37.837
***D	ONEPATH GLOBAL SHARES LARGE CAP UNHEDGED	0	745.395	745.395
***D	EUROPACIFIC GROWTH FUND	0	78.250.000	78.250.000
***D	CAPITAL INCOME BUILDER INC	0	31.752.779	31.752.779
***D	ANZ WHOLESALE INTERNATIONAL SHARE NO. 3	0	420.300	420.300
***D	OPTIMIX WHOLESALE GLOBAL SHARE TRUST	0	202.600	202.600
***D	LUCEF PTY LTD FOR THE LABOUR UNION CO-O	0	52.429	52.429
***D	ADVANCE INTERNATIONAL SHARE INDEX FUND	0	399.318	399.318
***D	SUPERANNUATION FUNDS MANAGEMENT CORPORATION OF SOUTH AUSTRALIA	0	68.855	68.855
***D	JPMORGAN FUND II ICVC - JPM BALANCED MAN	0	21.094	21.094
***D	WESTMINSTER ATF ARTEMIS GLOBAL GROWTH F	0	1.384.000	1.384.000
***D	JPM MULTI-ASSET INCOME FUND	0	103.197	103.197
***D	JPMORGAN FUND ICVC - JPM CAUTIOUS MANAG	0	626.321	626.321
***D	SOUTHERN COMPANY SYSTEM MASTER RETIREMEN	0	2.150.750	2.150.750
***D	ARMSTRONG WORLD INDUSTRIES INC MASTER TR	0	68.741	68.741
***D	RETIREMENT INCOME PLAN OF SAUDI ARABIAN	0	142.939	142.939
***D	FLEXSHARES STOXX GLOBAL ESG IMPACT INDEX	0	2.348	2.348
***D	ASPIRANT RISK MANAGED GLOBAL EQUITY FUND	0	3.971	3.971
***D	MINISTRY OF STRATEGY AND FINANCE	0	3.593.583	3.593.583
***D	RETIREMENT INCOME PLAN OF SAUDI ARABIAN OIL COMPANY	0	96.300	96.300



## LISTA ESITO DELLE VOTAZIONE

Oggetto: Autorizzazione acquisto e vendita azioni proprie

## FAVOREVOLI

Badge	Ragione Sociale	Proprio	Delega	Totale
**D	RETIREMENT INCOME PLAN OF SAUDI ARABIAN OIL COMPANY	0	36.679	36.679
**D	JNL-S&P INTERNATIONAL 5 FUND	0	215.721	215.721
**D	SBC MASTER PENSION TRUST	0	470.433	470.433
**D	FLEXSHARES STOXX GLOBAL BROAD INFRASTRUC	0	3.228.860	3.228.860
**D	AQR FUNDS - AQR INTERNATIONAL MULTI-STYLE FUND CORPORATION SERVICE COMPANY	0	398.451	398.451
**D	T ROWE PRICE INTERNATIONAL EQUITY INDEX	0	274.482	274.482
**D	EQ ADVISORS TRUST: EQ/PUTNAM INTERNA	0	675.971	675.971
**D	JNL/BLACKROCK GLOBAL ALLOCATION FUND	0	1.451.111	1.451.111
**D	MFS UTILITIES FUND	0	24.723.312	24.723.312
**D	AQR FUNDS - AQR INTERNATIONAL DEFENSIVE EQUITY FUND CORPORATION SERVICE COMPANY	0	89.661	89.661
**D	SBC MASTER PENSION TRUST SBC MASTER PENSION TRUST 208	0	302.818	302.818
**D	NVIT INTERNATIONAL INDEX FUND	0	1.170.475	1.170.475
**D	FLEXSHARES MORNINGSTAR DEVELOPED MARKETS	0	333.385	333.385
**D	JNL/MELLON CAPITAL INTNAL INDEX FUND	0	1.133.749	1.133.749
**D	EQ ADVISORS TST - ATM INTERNATIONAL MANA	0	850.658	850.658
**D	EQ ADVISORS TRUST - AXA TEMPLETON GLOBAL	0	95.215	95.215
**D	EQ ADVISORS TRUST-AXA GLOBAL EQ MANAGED	0	385.295	385.295
**D	NVIT MULTI-MANAGER INTERNATIONAL VALUE F	0	1.968.658	1.968.658
**D	EQ ADV. TRUST AXA INTL.CORE MANAGED VOLA	0	483.754	483.754
**D	AQR INTERNATIONAL EQUITY FUND	0	281.005	281.005
**D	AQR GLOBAL EQUITY FUND	0	57.379	57.379
**D	JNL/BROOKFIELD GLOBAL INFRASTRUCTURE FUND	0	2.218.200	2.218.200
**D	AQR FUNDS AQR TAX-MANAGED INTL MOMENTUM	0	9.323	9.323
**D	REYNOLDS AMERICAN DEFINED BENEFIT MASTER	0	396.800	396.800
**D	FUNDACAO CALOUSTE GULBENKIAN	0	206.497	206.497
**D	FIDELITY CENTRAL INVESTMENT PORTFOLIOS L	0	2.144.571	2.144.571
**D	GOLDMAN SACHS TRUST - GOLDMAN SACHS DYNAMIC ALLOCATION FUND	0	406.618	406.618
**D	GOLDMAN SACHS TRUST-G.S.INTL.TAX MANAGED	0	3.267.978	3.267.978
**D	GOLDMAN SACHS TRUST- GOLDMAN SACHS INTER	0	233.525	233.525
**D	GOLDMAN SACHS STRATEGIC INTERNATIONAL EQ	0	599.820	599.820
**D	PETERCAM B FUND	0	70.000	70.000
**D	THE MASTER TRUST BANK OF JAPAN LTD	0	9.812.150	9.812.150
**D	THE MASTER TRUST BANK OF JAPAN LTD	0	8.354.295	8.354.295
**D	THE MASTER TRUST BANK OF JAPAN, LTD AS TRUSTEE FOR MUTB400045796	0	9.952.576	9.952.576
**D	JPMORGAN LIFE LIMITED	0	84.259	84.259
**D	JPMORGAN LIFE LIMITED	0	30.140	30.140
**D	SANLAM LIFE AND PENSIONS UK LIMITED	0	342.714	342.714
**D	STICHTING SHELL PENSIOENFONDS	0	2.769.674	2.769.674
**D	SHELL PENSIONS TRUST LIMITED AS TRUSTEE OF SHELL CONTRIBUTORY PENSION FUND	0	1.572.238	1.572.238
**D	TFL PENSION FUND	0	2.710.456	2.710.456
**D	PLUMBING & MECHANICAL SERV (UK) INDUSTRY	0	26.588	26.588
**D	SOMERSET COUNTY COUNCIL PENSION FUND	0	220.482	220.482
**D	STICHTING ALGEMEEN PENSIOENFONDS PROVISU	0	101.800	101.800

Azionisti:  
Azionisti in proprio:2568  
2Teste:  
Azionisti in delega:10  
2566

Pagina 16

LISTA ESITO DELLE VOTAZIONE

Oggetto: Autorizzazione acquisto e vendita azioni proprie

FAVOREVOLI

Badge	Ragione Sociale	Proprio	Delega	Totale
**D	THE MASTER TRUST BANK OF JAPAN, LTD. AS TRUSTEE FOR MUTB400045792	0	8.402.055	8.402.055
**D	VANGUARD TOTAL INTERNATIONAL STOCK INDEX	0	93.434.868	93.434.868
**D	PRUDENTIAL LEGACY INSURANCE COMPANY OF N	0	546.993	546.993
**D	MASTER TRUST BANK OF JAPAN, LTD. PENSION	0	9.676.019	9.676.019
**D	THE MASTER TRUST BANK OF JAPAN LTD	0	9.803.313	9.803.313
**D	VANGUARD FTD COMPANY EUROPEAN STOCK INDE	0	430.918	430.918
**D	GOVERNMENT SUPERANNUATION FUND	0	1.482.312	1.482.312
**D	KAPITALFORENINGEN PENSAM INVEST PSI 30 EUROPAEISKE AKTIER	0	1.367.405	1.367.405
**D	KAPITALFORENINGEN PENSAM INVEST PSI	0	44.760	44.760
**D	DEAM FONDS VVK 2	0	22.521	22.521
**D	DEAM-FONDS MMII DEUT ASSET MAN INV	0	178.122	178.122
**D	ALLIANZGI-FONDS DSPT	0	602.914	602.914
**D	UKA-FONDS	0	141.870	141.870
**D	SCHRODER DIVERSIFIED GROWTH FUND	0	184.862	184.862
**D	THE MASTER TRUST BANK OF JAPAN LTD	0	325.174	325.174
**D	BUREAU OF LABOR FUNDS- LABOR PENSION FUND	0	1.439.557	1.439.557
**D	BUREAU OF LABOR FUNDS-LABOR INSURANCE FUND	0	966.239	966.239
**D	BUREAU OF LABOR FUNDS-LABOR INSURANCE FUND	0	80.895	80.895
**D	NATIONWIDE INTERNATIONAL INDEX FUND	0	853.299	853.299
**D	STICHTING ASR BEWAARDER	0	1.385.753	1.385.753
**D	JPMORGAN EUROPEAN INVESTMENT TRUST PLC	0	384.708	384.708
**D	KAPITALFORENINGEN INSTITUTIONEL INVESTOR EUROPAEISKE AKTIER	0	177.387	177.387
**D	PENSIONSKASSEN FOR BORNE-OG UNGDOMS	0	393.450	393.450
**D	STATE OF WYOMING	0	345.106	345.106
**D	TRUST AND CUSTODY SERVICED BANK LIMITED	0	1.596.246	1.596.246
**D	EQ ADV TRUST EQ/INT. EQ. INDEX PORTFOLIO	0	2.088.879	2.088.879
**D	EQ ADVISORS TRUST-AXA/AB DYNAMIC GROWTH	0	326.760	326.760
**D	EQ ADVISORS TRUST-AXA INTL.MANAGED VOLAT	0	1.101.126	1.101.126
**D	BOILERMAKERS NATIONAL ANNUITY TRUST	0	79.378	79.378
**D	VANTAGETRUST III MASTER COLLECTIVE INVES	0	3.039.866	3.039.866
**D	THE MASTER TRUST BANK OF JAPAN LTD	0	166.988	166.988
**D	STICHTING PENSIOENFONDS VOOR HUISARTSEN	0	478.380	478.380
**D	THE MASTER TRUST BANK OF JAPAN	0	170.266	170.266
**D	BUREAU OF LABOR FUNDS - LABOR RETIREMENT FUND	0	54.304	54.304
**D	BUREAU OF LABOR FUNDS - LABOR RETIREMENT	0	18.597	18.597
**D	MISSOURI EDUCATION PENSION TRUST	0	695.708	695.708
**D	NEW YORK STATE COMMON RETIREMENT FUND	0	7.280.566	7.280.566
**D	ALLIANZ BEST STYLES GLOBAL AC EQUITY FUN	0	78.074	78.074
**D	FIDELITY INVESTMENT FUNDS - FIDELITY	0	388.919	388.919
**D	SCHRODER QEP GLOBAL CORE FUND	0	893.142	893.142
**D	SCHRODER QEP GLOBAL ACTIVE VALUE FUND	0	411.865	411.865
**D	FIDELITY INVESTMENT FUNDS - FIDELITY MONEYBUILDER WORLD INDEX FUND	0	109.309	109.309
**D	MASTER TRUST FOR NATIONAL PENSION FD	0	96.828	96.828

389

LISTA ESITO DELLE VOTAZIONE

Oggetto: Autorizzazione acquisto e vendita azioni proprie

FAVOREVOLI

Badge	Ragione Sociale	Proprio	Delega	Totale
**D	THE MASTER TRUST BANK OF JAPAN LTD	0	155.632	155.632
**D	TRUST AND CUSTODY SERVICED BANK LIMITED	0	67.021	67.021
**D	COLUMBIA CAPITAL ALLOCAT.MODERATE CONSER	0	36.108	36.108
**D	COLUMBIA CAPITAL ALLOCAT.AGGRESSIVE P	0	40.290	40.290
**D	COLUMBIA CAPITAL ALLOCATON CONSERVATIVE	0	23.622	23.622
**D	JPMORGAN INSURANCE TRUST GLOBAL ALLOCATI	0	17.304	17.304
**D	JPMORGAN DIVERSIFIED FUND	0	290.499	290.499
**D	JPMORGAN INCOME BUILDER FUND	0	1.422.428	1.422.428
**D	COMMINGLED PEN TR FD INT'L(RES.ENHAN.IND)	0	80.830	80.830
**D	COMMINGLED PENSION TR FUN INT OPPORTUNIT	0	4.407.658	4.407.658
**D	JPMORGAN INTERNAT.RESEARCH ENHANCED EQUI	0	2.413.502	2.413.502
**D	MFS GLOBAL ALTERNATIVE STRATEGY FUND	0	29.398	29.398
**D	JPMORGAN GLOBAL ALLOCATION FUND	0	524.701	524.701
**D	JPMORGAN GLOBAL RESEARCH ENHANCED INDEX FUND	0	3.225.979	3.225.979
**D	PGIM INVESTMENTS INC THREE GATEWAY CENTE	0	10.045	10.045
**D	MFS INTERNATIONAL RESEARCH EQUITY LLC	0	90.232	90.232
**D	PROVEDA GLOBAL EQUITY, LP	0	3.936	3.936
**D	MVA PRAXIS INTERNATIONAL INDEX FUND	0	86.564	86.564
**D	NEW MEXICO STATE INVESTMENT COUNCIL	0	550.878	550.878
**D	JPMORGAN DIVERSIFIED REAL RETURN FUND	0	23.959	23.959
**D	OWENS CORNING DEFINED BENEFIT MAS TR	0	95.760	95.760
**D	VERMONT PENSION INVESTMENT COMMITTEE	0	762.716	762.716
**D	DELTA MASTER TRUST	0	103.349	103.349
**D	RETIREMENT PLAN FOR EMPLOYEES OF AETNA I	0	43.817	43.817
**D	KATHERINE C. MOORE CHARITABLE LEAD ANNUITY TRUST II	0	6.060	6.060
**D	JPMORGAN DIVERS RETURN EU EQUIT ETF	0	26.120	26.120
**D	PROSHARES HEDGED FTSE EUROPE ETF	0	3.668	3.668
**D	O'SHARES FTSE EUROPE QUALITY DIVIDEND ET	0	54.810	54.810
**D	DUKE ENERGY RETIREMENT SAVINGS PLAN	0	396.100	396.100
**D	THE KATHERINE MOORE REVOCABLE TRUST	0	15.133	15.133
**D	OPPFHEIMER MACQUARIE GLOBAL INFRASTRUCR	0	57.795	57.795
**D	VALEO NORTH AMERICA, INC. MASTER PENSION	0	171.889	171.889
**D	FIDELITY INVESTMENTS MONEY MANAGEMENT INC	0	65.067	65.067
**D	SCHRODER GLOBAL MULTI-CAP VALUE PORTFOLIO L.P	0	8.517	8.517
**D	NEW MEXICO STATE INVESTMENT COUNCIL	0	24.270	24.270
**D	JAB CONSOLIDATED LTD	0	1.121.765	1.121.765
**D	JFB I LTD	0	1.426	1.426
**D	FM KIRBY DTD TRUST 1/3/75 FBO JEFFERSON W KIRBY	0	1.345	1.345
**D	FM KIRBY TRUST DTD 1/3/75 FBO S DILLARD KIRBY	0	6.506	6.506
**D	F.M.KIRBY TRUST DATED 1/3/75 FBO FRED M. KIRBY III	0	8.853	8.853
**D	LA CAISSE COMMUNE DES COMMISSIONS DES REGIMES DES EMPLOYES MANUELS DE LA VILLE DE MONTREAL	0	6.505	6.505
**D	THE PHASE INVESTMENT FUND	0	99.894	99.894
**D		0	65.696	65.696

390

LISTA ESITO DELLE VOTAZIONE  
 Oggetto: Autorizzazione acquisto e vendita azioni proprie

FAVOREVOLI

Badge	Ragione Sociale	Proprio	Delega	Totale
**D	LABORERS PENSION FUND OF WESTERN CANADA	0	136.800	136.800
**D	AURION INTERNATIONAL DAILY EQUITY FD	0	38.574	38.574
**D	SHELL CANADA 2007 PENSION TRUST	0	205.878	205.878
**D	SUN LIFE MFS LOW VOLATILITY INTERNATION	0	119.297	119.297
**D	BENTON INVESTMENT FUND	0	82.970	82.970
**D	MANULIFE ASSET MANAGEMENT GLOBAL FUND	0	801.495	801.495
**D	MANULIFE GLOBAL DIVIDEND GROWTH FUND	0	770.293	770.293
**D	REGIME DE RETRAITE DE L'UNIVER DU QUEBEC	0	182.066	182.066
**D	THE BOMBARDIER TRUST (UK)	0	1.604.605	1.604.605
**D	BOMBARDIER TRUST(CANADA) GLOBAL EQUIT FU	0	443.880	443.880
**D	BOMBARDIER TRUST (CANADA) REAL RETURN AS	0	1.109.026	1.109.026
**D	THE BOMBARDIER TRUST (UK)	0	120.322	120.322
**D	BOMBARDIER TRUST(CANADA) GLOBAL EQUIT FU	0	171.679	171.679
**D	BROOKFIELD GLOBAL INFRASTRUCTURE SECURIT	0	340.600	340.600
**D	BROOKFIELD GLOBAL LISTED INFRASTRUCTURE	0	827.900	827.900
**D	DOFASCO EMPLOYEES SAV & PRO SHARING FUND	0	55.424	55.424
**D	ARCELORMITTAL DOFASCO INC HYBRID PLAN	0	238.697	238.697
**D	EL FINANCIAL CORPORATION LIMITED	0	159.800	159.800
**D	EL FINANCIAL CORPORATION LIMITED	0	445.000	445.000
**D	ELECTRICAL INDUSTRY PENS TR FUND ALBERTA	0	75.200	75.200
**D	FONDS DE SOLIDARITE DES TRAV.QUEBEC FTQ	0	153.447	153.447
**D	FONDS COMMUN REG RETRAITE UNIVERSIT LAV	0	45.310	45.310
**D	FUT15 FONDS INDUSTRIELLE ALLIANCE	0	75.939	75.939
**D	PERPETUAL ECONOMIC DIVERSIF. GLOBAL EQUI	0	94.760	94.760
**D	CUSTOM PORTFOLIO SOLUTIONS GLOBAL MAN T	0	5.247	5.247
**D	MACQUARIE GLOBAL INFRASTRUCTURE INCOME F	0	88.367	88.367
**D	HEXAVEST EUROPE FUND	0	2.255.514	2.255.514
**D	HEXAVEST EUROFAC FUND	0	94.130	94.130
**D	REGIME DE RETRAITE D HYDRO QUEBEC	0	615.700	615.700
**D	PERPETUAL PRIVATE INTERNAT SHARE FUND	0	569.700	569.700
**D	PAVILION INTERNAT FOCUSED EQUITY POOL	0	73.800	73.800
**D	MANULIFE INTERNATIONAL EQUITY INDEX FUND	0	33.427	33.427
**D	MANULIFE INVESTMENT EXCHANGE FUND CORP	0	252.000	252.000
**D	MANULIFE GLOBAL INFRASTRUCTURE FUND	0	724.900	724.900
**D	MANULIFE SOBEYS GLOBAL EQUITY FUND UT	0	341.400	341.400
**D	MANULIFE GLOBAL ENHANCED EQUITY FUND AQR	0	3.175	3.175
**D	MFS GLOBAL RESEARCH FUND	0	805.248	805.248
**D	MFS CANADIAN EQUITY PLUS FUND	0	14.229	14.229
**D	ASSOCIATION BIENF RETR POL VILLE MONTREA	0	86.200	86.200
**D	NATWEST DEP SW SVSTPI IBI GS C	0	318.480	318.480
**D	REG RETR EMPL MANUELS VILLE MONTREAL	0	230.393	230.393
**D	PACIFIC SALMON COMMISSION LSV	0	94.300	94.300
**D	CIDEL BANK & TRUST INC AS TRUSTEE	0	35.645	35.645

391

## LISTA ESITO DELLE VOTAZIONI

Oggetto: Autorizzazione acquisto e vendita azioni proprie

## FAVOREVOLI

Badge	Ragione Sociale	Proprio	Delega	Totale
**D	ALDER INVESTMENT FUND	0	129.279	129.279
**D	NORFOLK PENSION FUND	0	1.146.240	1.146.240
**D	M AND S WORLDWIDE MANAGED FUND WORL	0	350.434	350.434
**D	SOUTH YORKSHIRE PENSIONS AUTHORITY	0	1.270.000	1.270.000
**D	WEST MIDLANDS METROPOLITAN AUT PENS FD	0	1.942.000	1.942.000
**D	WEST YORKSHIRE PENSION FUND	0	1.750.000	1.750.000
**D	CITY E COUNTY OF SWANSEA PENSION FUND	0	277.472	277.472
**D	HENDERSON INTERNATIONAL INCOME TRUST PLC	0	891.500	891.500
**D	BBC PENSION SCHEME	0	1.268.300	1.268.300
**D	NATIONAL GRID UK PENSION SCHEME	0	1.622.846	1.622.846
**D	PHOENIX UNIT TRUST MANAGERS EURO	0	262.486	262.486
**D	PHOENIX UNIT TRUST MANAGERS BOTHWELL EUROPE FUND	0	4.438.396	4.438.396
**D	DE SHAW VALUE ALL COUNTRY ALPHA EXTENSION FUND	0	242.487	242.487
**D	KEI GLOBAL RESOURCES SOLUTIONS CIT	0	36.246	36.246
**D	JPMORGAN MULTI BALANCED FUND	0	201.595	201.595
**D	DEAM CAP B EQU EMU INDEX	0	1.584.964	1.584.964
**D	DEAM DBI-RTD EQUITIES EMU	0	164.339	164.339
**D	DEAM CAP B EQU EUROPE IND	0	587.081	587.081
**D	LI EQUITIES EURO	0	535.000	535.000
**D	DEAM CAP B EQU EMU BEH VAL	0	3.000.000	3.000.000
**D	JSS INVESTMENTFONDS	0	1.756.565	1.756.565
**D	SCHWAB INTERNATIONAL INDEX FUND	0	1.918.958	1.918.958
**D	THE MASTER TRUST BANK OF JAPAN LTD	0	132.000	132.000
**D	FIDELITY FUNDS SICAV	0	41.846.119	41.846.119
**D	FIL LIMITED	0	4.342	4.342
**D	JAPAN TRUSTEE SERVICES BANK LTD	0	103.608	103.608
**D	THE MASTER TRUST BANK OF JAPAN LTD	0	20.510	20.510
**D	SCHWAB FUNDAMENTAL INTER LARGE COMP IN F	0	1.410.149	1.410.149
**D	THE MASTER TRUST BANK OF JAPAN LTD	0	252.000	252.000
**D	HSBC POOLED INVESTMENT FUND, HSBC POOLED EUROPEAN EQUITY FUND	0	7.274.060	7.274.060
**D	SHBNPP EURO INDEX SECURITY MASTER INVEST	0	78.057	78.057
**D	AG2R REUNICA PREVOYANCE	0	320.000	320.000
**D	SAINT MARTIN 2	0	1.117.542	1.117.542
**D	BNPP RETRAITE RESPONSABLE 2031 2033	0	62.055	62.055
**D	IRCOM RETRAITE DIVERSIFIE	0	260.000	260.000
**D	FCPE GPE FMC FCE DIV BNP	0	43.857	43.857
**D	FCPE LIMACTIF	0	65.263	65.263
**D	FCPE LESAFFRE EQUILIBRE RESPO AND SOLIDA	0	118.152	118.152
**D	FCPE BMS ACTIONS	0	88.959	88.959
**D	BNP PARIBAS RETRAITE 2025 2027	0	201.655	201.655
**D	FCP BNP PARIBAS ACTIONS EUROLAND	0	906.066	906.066
**D	FCP BNP PARIBAS ACTIONS EUROPE	0	31.976	31.976
**D	FCP NATIO-FONDS COLLINE 1	0	3.794.277	3.794.277

Pagina 20

10  
2566Azionisti: 2568 Teste: 2  
Azionisti in proprio: 2 Azionisti in delega: 2566

392

## LISTA ESITO DELLE VOTAZIONE

Oggetto: Autorizzazione acquisto e vendita azioni proprie

## FAVOREVOLI

Badge	Ragione Sociale	Proprio	Delega	Totale
**D	BNP EURO VALEURS DURAB	0	1.186.976	1.186.976
**D	ALM ACT ZONE EUR ISR	0	2.700.000	2.700.000
**D	FCPE SAUR EPARGNE	0	177.502	177.502
**D	FCPE FDS DIVERSIF. TEL 1	0	35.963	35.963
**D	FCP ALM ACTIONS EURO	0	3.340.000	3.340.000
**D	FCP NF COLLINES INVEST 3	0	2.587.012	2.587.012
**D	BNP PARIBAS RETRAITE	0	67.897	67.897
**D	BNP PARIBAS RETRAITE 75	0	233.183	233.183
**D	BNP PARIBAS RETRAITE 100	0	775.026	775.026
**D	FCPE MULTIPAR EQ. SOC. RES	0	732.543	732.543
**D	FCPE MULTIPAR ACTS SR	0	1.159.314	1.159.314
**D	BNP PARIBAS EUROPE DIV RESPONSABLE	0	1.145.408	1.145.408
**D	MULTIPAR SOLIDAIRE DYNA SR	0	1.652.941	1.652.941
**D	BNP PARIBAS ACT EUR RESP	0	1.904.470	1.904.470
**D	FCP CAMGEST VALEURS EURO	0	567.632	567.632
**D	FCPE HORIZON EP. ACTION	0	54.155	54.155
**D	FCP GERISO	0	19.191	19.191
**D	FCP DIVERS D&O CAMGEST	0	87.621	87.621
**D	FCP LITHIUM	0	899.357	899.357
**D	BNP RETR RESP 2025 2027	0	73.342	73.342
**D	BNPP RET RESP 2028 2030	0	56.653	56.653
**D	FCPE HARMONY	0	68.937	68.937
**D	CRCFB BNPP AM	0	175.018	175.018
**D	MAIF INVEST RESPO EUROPE	0	388.377	388.377
**D	GROUPAMA GAN VIE	0	632.260	632.260
**D	FCP GROUPAMA FCR1	0	108.752	108.752
**D	FCP PARIS VAL DE LOIRE ACTIONS EURO	0	120.902	120.902
**D	FCP GROUPAMA RHONES ALPES AUVERGNE	0	20.855	20.855
**D	FCP GROUPAMA GRAND EST	0	34.615	34.615
**D	FCP GROUPAMA LOIRE BRETAGNE	0	27.808	27.808
**D	FCP GAN FRANCE SELECT	0	91.178	91.178
**D	FCP TA-ITA OBBLIGAZIONI	0	90.865	90.865
**D	FCP GROUPAMA CR GENOVA 1	0	146.039	146.039
**D	FCP GROUPAMA CR ACTIONS EUROS	0	104.143	104.143
**D	FCP GR.NORD EST ACTIONS	0	88.912	88.912
**D	FCP WALLON	0	142.952	142.952
**D	FCP GROUPAMA DEPENDANCE	0	19.536	19.536
**D	FCP GROUPAMA AAXA	0	51.861	51.861
**D	FCP GAN EUROSTRATEGIE	0	104.603	104.603
**D	FCP ASTORG CROISSANCE EMERGING	0	247.666	247.666
**D	FCP GROUPAMA LOIRE BRETAGNE 2	0	15.367	15.367
**D	FCP MICHELET UK TUNNEL	0	30.849	30.849
**D	FCP ASTORG FLEXIBLE ALLOCATION	0	186.423	186.423

Pagina 21

10  
2566Azionisti: 2568 Teste: 2  
Azionisti in proprio: 2 Azionisti in delega:

## LISTA ESITO DELLE VOTAZIONI

Oggetto: Autorizzazione acquisto e vendita azioni proprie

## FAVOREVOLI

Badge	Ragione Sociale	Proprio	Delega	Totale
**D	FCP ASTORG TUNNEL STX	0	534.780	534.780
**D	AGIPI MONDE DURABLE	0	257.829	257.829
**D	FCP AIR FRANCE IFC	0	68.548	68.548
**D	AXA INTERNATIONAL ACTIONS	0	9.000	9.000
**D	FCP AXIVA ACTION 1	0	61.645	61.645
**D	AXA ROSENBERG INTERNATIONAL	0	246.000	246.000
**D	AXA ROSENBERG EUROBLOC	0	2.775.000	2.775.000
**D	FCP SAKKARAH 7	0	172.520	172.520
**D	BARVUM QUANT FCP	0	567.000	567.000
**D	VILLIERS DIVERSIFIE BNP PAM	0	1.831.126	1.831.126
**D	ERAPP ACTION EURO III	0	5.394.694	5.394.694
**D	GA FUND L	0	17.219	17.219
**D	PARVEST	0	696.148	696.148
**D	PARVEST	0	5.748.072	5.748.072
**D	BNP PARIBAS LI	0	563.034	563.034
**D	PARVEST	0	540.386	540.386
**D	AXA LEBEN AG	0	408.000	408.000
**D	AXA VERSICHERUNGEN AG	0	102.000	102.000
**D	UNIVERSE THE CMI GLOBAL NETWORK FUND	0	1.082.903	1.082.903
**D	JO HAMBRO CAPITAL MANAGEMENT UMBRELLA FU	0	2.451.255	2.451.255
**D	CAPITAL GROUP ABSOLUTE INCOME GROWER COM	0	257.492	257.492
**D	CAPITAL GUARDIAN ALL COUNTRY WORLD EQUITY FUND FOR TAX - EXEMPT TRUSTS	0	7.750	7.750
**D	FO ESSENTIAL BETA FUND LPD	0	72.882	72.882
**D	CAPITAL GROUP EMPLOYEE BENEFIT INV.TRUST	0	1.177.079	1.177.079
**D	CAPITAL INTERNATIONAL WORLD EQUITY	0	47.367	47.367
**D	STATE FARM MUTUAL AUTOMOBILE INS.CO	0	93.148	93.148
**D	EQ ADVISORS TRUST - AXA SMARTBETA EQUITY	0	3.000	3.000
**D	PUBLIC EMPLOYEES RETIREMENT SYSTEM OF OH	0	3.755.946	3.755.946
**D	AVIVA LIFE & PENSIONS UK LIMITED	0	1.040.358	1.040.358
**D	GREATER MANCHESTER PENSION FUND	0	735.817	735.817
**D	UNIVERSITIES SUPERANNUATION SCHEME	0	17.799.691	17.799.691
**D	AVIVA LIFE AND PENSIONS UK LIMITED	0	3.512.672	3.512.672
**D	NEW YORK STATE COMMON RETIREMENT FUND	0	467.446	467.446
**D	AXA ROSENBERG EUROPEAN FUND	0	105.000	105.000
**D	FIDELITY INSTITUTIONAL PAN EUROPEAN FUND	0	489.000	489.000
**D	STATE FARM INSURANCE CO EMPLO.RET FS	0	422.650	422.650
**D	1290 FUNDS - 1290 SMARTBETA EQUITY FUND	0	129.685	129.685
**D	CAPITAL GUARDIAN INTERNATIONAL (NON US) EQUITY FUND FOR TAX EXEMPT TRUSTS	0	3.000	3.000
**D	CAPITAL GUARDIAN GLOBAL EQUITY FUND	0	185.904	185.904
**D	NBIMC RAPE EQUITY INDEX FUND - CLASS N	0	30.500	30.500
**D	AXA INSURANCE UK PLC	0	222.603	222.603
**D	AXA INSURANCE LIMITED	0	42.000	42.000
**D		0	705.000	705.000

Azionisti: 10  
 Azionisti in proprio: 2568  
 Azionisti in delega: 2566

## LISTA ESITO DELLE VOTAZIONE

Oggetto: Autorizzazione acquisto e vendita azioni proprie

## FAVOREVOLI

Badge	Ragione Sociale	Proprio	Delega	Totale
**D	FTSE ALL WORLD INDEX FUND	0	494.560	494.560
**D	FRIENDS LIFE LIMITED	0	1.680.741	1.680.741
**D	CENTRAL FINANCE BOARD METHODIST CHURCH	0	46.000	46.000
**D	FLF STRATEGIC GLOBAL EQUITY FUND	0	247.618	247.618
**D	REASSURE LIMITED	0	269.678	269.678
**D	HSBC EUROPEAN INDEX FUND	0	1.476.059	1.476.059
**D	FRIENDS LIFE AND PENSIONS LIMITED	0	122.121	122.121
**D	AXA GLOBAL DISTRIBUTION FUND	0	111.000	111.000
**D	HSBC INSTITUTIONAL TRUST SERVICES	0	343.554	343.554
**D	HSBC ETFs PLC	0	455.762	455.762
**D	HSBC GLOBAL INVESTMENT FUNDS	0	533.680	533.680
**D	HSBC GLOBAL INVESTMENT FUNDS EUROPEAN EQ	0	452.429	452.429
**D	SEI SYSTEMATIC FIN MGMT MSTR	0	79.903	79.903
**D	LOMBARD ODIER FUNDS (SWITZERLAND) SA I3D	0	79.300	79.300
**D	TRUST E CUSTODY SERVICES BANK LTD	0	976.801	976.801
**D	TRUST & CUSTODY SERVICES BANK LTD AS TRUSTEE FOR PENSION INVESTMENT FUND TRUST NUMBER 21	0	1.151.702	1.151.702
**D	MFB (LUX)/TMA UMBRELLA FUND-GLOBAL EQUI	0	208.301	208.301
**D	NIKKO AM INVESTMENT TRUST (LUXEMBOURG) - NIKKO AM INTECH KOKUSAI FUND	0	52.600	52.600
**D	TMA UMBRELLA FD-TMA ACWI EX-JAPAN PORTF.	0	1.462	1.462
**D	ASR LEVENSVERZEKERING N.V.	0	69.900	69.900
**D	AMEV LEVEN BELEGGINGEN	0	369.589	369.589
**D	AMERSF ALG BELEGGINGEN INZAKE AOV	0	335.575	335.575
**D	ASR AANVULLENDE ZIETEKOSTENVERZEKERING	0	1.161.685	1.161.685
**D	EUROPEESCHE VERZEKERING MAATSCHAPPIJ NV	0	153.521	153.521
**D	AMEV SCHADE BELEGGINGEN	0	20.732	20.732
**D	AXENT NABESTANDENZORG N.V.	0	9.498	9.498
**D	ASR LEVENSVERZEKERING DE EENDRAGT PENSIO	0	262.616	262.616
**D	SWISSCANTO FONDSLEITUNG AG	0	199.341	199.341
**D	SWISS NATIONAL BANK	0	120.429	120.429
**D	GLOBAL INFRASTR DIV FOCUS EQUITY FUND	0	3.267.941	3.267.941
**D	PHITRUST ACTIVE INVESTORS EURO ACTIVE INVESTORS FUND	0	28.906.619	28.906.619
**D	HSBC EUROPEAN GROWTH FUND	0	7.911.592	7.911.592
**D	HSBC BALANCED FUND	0	19.422	19.422
**D	AI DEVELOPED EUROPEAN EX UK EQUITY	0	1.320.817	1.320.817
**D	GAM INVESTMENT MANAGEMENT (SWITZERLAND) LTD.	0	187.646	187.646
**D	D.E SHAW COUNTRY GLOBAL ALPHA EXTENSION PORTFOLIOS LLC	0	390.853	390.853
**D	DIVERSIFIE ACTIONS 50-65 DU CD	0	235.540	235.540
**D	FONDO GESTIELLE OBIETTIVO ITALIA DI ALETTI GESTIELLE S.G.R.	0	16.788	16.788
**D	GESTIELLE CEDOLA ITALY OPPORTUNITY DI ALETTI GESTIELLE SGR	0	1.650.000	1.650.000
**D	FONDO GESTIELLE PROFILLO CEDOLA DI ALETTI GESTIELLE SGR SPA	0	850.000	850.000
**D	FONDO GESTIELLE OBIETTIVO EUROPA DI ALETTI GESTIELLE S.G.R.	0	330.000	330.000
**D		0	200.000	200.000

Azionisti:  
Azionisti in proprio:2568  
2Testi:  
Azionisti in delega:10  
2566



## LISTA ESITO DELLE VOTAZIONE

Oggetto: Autorizzazione acquisto e vendita azioni proprie

## FAVOREVOLI

Badge	Ragione Sociale	Proprio	Delega	Totale
**D	FONDO GESTIELLE OBIETTIVO INTERNAZIONALE DI ALETTI GESTIELLE	0	200.000	200.000
**D	ALAS INV SERVICESMONDRIAN INV	0	224.261	224.261
**D	DREYFUS VARIABLE INTERNATIONAL VAL	0	121.052	121.052
**D	AZL NFJ INTERNATIONAL VALUE FUND	0	33.339	33.339
**D	FTB FBO MEA ADVANCE INVEST MANAGERS	0	51.566	51.566
**D	BOK TRANSO ENERGY EMP WEL BEN TR	0	11.800	11.800
**D	RPTCL GRPF RUSSELL MOMENTUM	0	197.247	197.247
**D	DEUTSCHE XTRKS MSCI ALL WORLD HDG	0	38.027	38.027
**D	BNYMTCLL CGF EUR EQ FD	0	225.000	225.000
**D	BNYMTCIL MK DIVGRTFD	0	3.180	3.180
**D	DREYFUS GLOBAL INFRASTRUCTURE FUND	0	26.860	26.860
**D	DREYFUS STRATEGIC BETA GLOBAL EQ FD	0	22.898	22.898
**D	BOK KIC AAEQ 3	0	306.568	306.568
**D	MSAR SCHRODER	0	257.048	257.048
**D	BOK KIC GAEQ 21	0	1.102.304	1.102.304
**D	BOK MCM DM PFO	0	344.964	344.964
**D	BOK KIC GAEQ16	0	1.493.489	1.493.489
**D	NNIP BM I NNIP GLOBAL EQUITY FUND	0	6.736.569	6.736.569
**D	SUBSIDIZED SCHOOLS P FUND NORTHERN	0	182.537	182.537
**D	NN PPLNV NN PREMIUM DIVIDEND FUND	0	809.107	809.107
**D	NN PPLNV NN EUROPE FUND	0	2.461.651	2.461.651
**D	NN PPLNV NN GLOBAL FUND	0	6.441.822	6.441.822
**D	AORIT HAI RHUMBLINE EAFE	0	10.327	10.327
**D	HRCD RPMT HAP RHUMBLINE EAFE	0	6.573	6.573
**D	PS FTSE LO BT EQ WT PORT	0	43.145	43.145
**D	NATWEST DEP SPF EUROPE EQ SSGA	0	189.313	189.313
**D	KAPITALFORENINGEN EMD INVEST, GLOBALE AK TIER/II	0	45.086	45.086
**D	KAPITALFORENINGEN EMD INVEST, GLOBALE AK TIER/III	0	53.423	53.423
**D	55002 UP EUROPAEISKE AKTIER	0	1.144.111	1.144.111
**D	CEP DEP IP GLOBAL EX UK ENHAN IND	0	134.080	134.080
**D	CEP DEP IP EUROPEAN EQY INCOME	0	3.567.221	3.567.221
**D	CEP DEP IP EUROPEAN HIGH INCOME	0	67.137	67.137
**D	55041 KUP GLOBALE AKTIER IV	0	16.346	16.346
**D	BNYMTCIL IFS INV CONT EURO EQ FD	0	508.693	508.693
**D	NON US EQUITY MGRS PORT 4 LSV	0	376.531	376.531
**D	GOLDMAN SACHS GMS ERIISA GROUP TRUST	0	649.000	649.000
**D	LSV NONUS EQUITY LLCLC	0	156.200	156.200
**D	NONUS EQUITY MGRSPORT 1 ACADIANAN	0	718.600	718.600
**D	NONUS EQ MANAGERS PORT 3ACADIANAN	0	40.024	40.024
**D	TACS NONUS EQUITY CORE MKT CONTINU	0	339.120	339.120
**D	AST PRU GRWTH ALL PTF OMA EAFE PDFF	0	834.348	834.348
**D	PS FTSERAFT EU UCITS ETF BNYMTCIL	0	2.598.765	2.598.765
**D		0	20.908	20.908

Pagina 24

10  
2566
 Azionisti:  2568 Teste: 10  
 Azionisti in proprio: 2 Azionisti in delega: 2566

LISTA ESITO DELLE VOTAZIONE

Oggetto: Autorizzazione acquisto e vendita azioni proprie

FAVOREVOLI

Badge	Regione Sociale	Proprio	Delega	Totale
**D	PS FTRA ALLWML3000 UCITSEIF BNYMTCIL	0	21.028	21.028
**D	PS FTSE RAFI DEVEL MAR EX US PORT	0	1.223.687	1.223.687
**D	CSCM HIGS LLC INTL EQTY AC	0	13.176	13.176
**D	FT ISE GLOBAL WIND ENERGY INDEX FND	0	251.218	251.218
**D	PFI DIV REAL ASSET FUND BROOKFIELD	0	556.800	556.800
**D	PRU INV PRT INC PRU BALANCED FD	0	14.559	14.559
**D	PRU OMA WRLD FD INC PRU INT EQTY	0	110.951	110.951
**D	PRU SECTOR FDS INC PRU UTILITY FD	0	11.238.306	11.238.306
**D	PSF CONSERVATIVE BAL PORTF QMA	0	90.399	90.399
**D	PSF FLEXIBLE MANAGED PORTF QMA	0	81.879	81.879
**D	PSF GLOBAL PORTFOLIO LSV	0	443.500	443.500
**D	AST BLKRX GBLB STR INT SAE PDCC	0	137.501	137.501
**D	AST JPM GL THEM PORT 2 INT EME PDNB	0	116.450	116.450
**D	AST JENNISON GLOBAL INFRASTR PDMM	0	32.701	32.701
**D	PRU JEN GL INFRASTRUCTURE FUND PDLF	0	195.633	195.633
**D	AST OMA INTL CORE EQUITY PORT PDMP	0	1.612.788	1.612.788
**D	AST SCHR GL TACT PTF QEP PDB8	0	117.055	117.055
**D	AST BLKRX GLOBAL STRAT PT TE PDDG	0	117.599	117.599
**D	GREAT-WEST INTERNATIONAL INDEX FUND	0	495.913	495.913
**D	THE STELLAR FUND	0	88.419	88.419
**D	ALLSTATE LIFE INSURANCE COMPANY	0	303.078	303.078
**D	LMIF NUMERIC EUROPE CORE	0	729.200	729.200
**D	IWHF LSV ASSET INVESTMENT	0	88.800	88.800
**D	PCHF LSV ASSET MGMT	0	74.400	74.400
**D	NATIONAL BANK TRUST	0	1.231.289	1.231.289
**D	PFI INTL EQUITY INDEX FUND	0	543.985	543.985
**D	THOMAS JEFFERSON UNIVERSITY	0	230.929	230.929
**D	OMAM SEED HOLDINGS LLC	0	4.652	4.652
**D	THE FALKLANDS ISLANDS GOVERNMENT	0	96.051	96.051
**D	THE FALKLAND ISLANDS GOVERNMENT FALKLAND ISLANDS GOVERNMENT GROWTH FUND	0	99.458	99.458
**D	PENNENNIS FUND	0	99.429	99.429
**D	BNYTD CF MACQUARIE GBL INFRS SRS FD	0	152.307	152.307
**D	BNYMTD UK LIMITED AS TRUSTEE OF CF CATALYST TRUST	0	100.000	100.000
**D	PFI DIVERSIFIED INTERNATIONAL FUND	0	9.285.304	9.285.304
**D	PVC DIVERSIFIED INTERNATIONAL AC	0	228.348	228.348
**D	PFI OVERSEAS FD BHMS	0	4.076.000	4.076.000
**D	PGIT INTL EQUITY FD PGI	0	53.524	53.524
**D	PGIT INTL GROWTH EQUITY FD PGI	0	117.212	117.212
**D	PFI GLOBAL DIV INCOME FD PGI VALUE	0	1.685.079	1.685.079
**D	PFI OVERSEAS FD PMC	0	463.991	463.991
**D	PGIF EUROPEAN EQUITY FUND BNYMTCIL	0	143.100	143.100
**D	PGIF GLOBAL EQ EX JAPAN BNYMTCIL	0	116.851	116.851
**D	BNYTD CF CANLIFE GBLB INFRA FD	0	114.296	114.296

397

Azionisti: 2568 Teste: 2  
 Azionisti in proprio: 2 Azionisti in delega: 2566

## LISTA ESITO DELLE VOTAZIONE

Oggetto: Autorizzazione acquisto e vendita azioni proprie

## FAVOREVOLI

Badge	Ragione Sociale	Proprio	Delega	Totale
**D	CTJ RE STANLIB GLOBAL EQUITY FD AB	0	149.880	149.880
**D	SP LLP UK CHARITIES CLIENTS AC	0	599.745	599.745
**D	SARASIN AND PARTNERS LLP	0	18.743	18.743
**D	ALLSTATE INSURANCE CO BLACKROCK	0	646.699	646.699
**D	IQ 50 PERCENT HEDGED FTSE INTL ETF	0	112.170	112.170
**D	IQ 50 PERCENT HEDGED FTSE EURO ETF	0	71.921	71.921
**D	DEP OF SSGA NONUS EQUITY H1	0	27.325	27.325
**D	DEP OF SSGA NONUS EQUITY B1	0	27.667	27.667
**D	DEP OF SSGA NONUS EQUITY B2	0	23.974	23.974
**D	GS ACTIVE BETA INTL EQUITY ETF	0	287.448	287.448
**D	GS ACTIVEBETA EUROPE ETF	0	30.591	30.591
**D	BLACKROCK GLOBAL FUNDS	0	23.098.921	23.098.921
**D	DEUTSCHE XTRK MSCI EMU HDG EQ ETF	0	89.347	89.347
**D	VOYA GLOBAL EQUITY FUND	0	477.934	477.934
**D	VOYA GBL ADV AND PREM OPP FUND	0	111.280	111.280
**D	VY INTL HIGH DIVIDEND EQY INC FD	0	128.914	128.914
**D	VOYA GLOBAL EQUITY PORTFOLIO	0	1.211.451	1.211.451
**D	VOYA INFSTRCTR INDUST AND MATRLSFD	0	1.009.495	1.009.495
**D	VOYA INTERNATIONAL INDEX PORTFOLIO	0	859.670	859.670
**D	VOYA EURO STOXX 50INDEX PORTFOLIO	0	1.193.702	1.193.702
**D	VOYA BALANCED PORT INTL VALUE	0	82.590	82.590
**D	CYSF MONDRIAN INV PRT LTD	0	539.693	539.693
**D	CITY OF MEMPHIS RETIREMENT SYSTEM	0	95.677	95.677
**D	LOUISIANA SHERIFFS ARROWSTREET	0	64.546	64.546
**D	BTBL AC GLOBAL OMNIBUS	0	21.960	21.960
**D	PSGT STATE STREET INTL EQ	0	385.368	385.368
**D	SRSF PARAMETRIC DELTA SHIFT	0	1.888	1.888
**D	SEMPRA ENERGY PENSION MASTER TRUST	0	268.343	268.343
**D	TEACHERS' RETIREMENT SYSTEM OF LOUISIANA	0	43.917	43.917
**D	TEACHERS' RETIREMENT SYSTEM OF LOUISIANA	0	1.156.100	1.156.100
**D	AFB1 LABOR SELECT INTL EQ	0	2.218.496	2.218.496
**D	AIF 21117 LPIP AKTIER GLOBALE VI	0	78.692	78.692
**D	BLL AQUILA LIFE EUROPEAN EQUITY	0	16.241.558	16.241.558
**D	AST JPM SO EAFE OPP PD4D	0	326.423	326.423
**D	AST JPM SO CAPITAL PRESERV PD4G	0	751.709	751.709
**D	AST ACADEM STRAT AAJENNISON PD07	0	854.508	854.508
**D	BLK MULTI ASSET INC PF EUR EQU INC	0	1.770.591	1.770.591
**D	BLL AQUILA LIFE OSEAS EQUITY FUND	0	74.750	74.750
**D	BLL ASCENT LIFEENHANCED	0	150.444	150.444
**D	BLL AQUILA LIFE MSCI WORLD FUND	0	1.208.057	1.208.057
**D	BLL AQUILA LIFE FTSE RAFT DEVELOPED	0	1.702.194	1.702.194
**D	APL RB EQ DEV MIRA	0	131.383	131.383
**D	PFI SYSTEMATEX INTERNATIONAL FD PGI	0	96.016	96.016

LISTA ESITO DELLE VOTAZIONE  
 Oggetto: Autorizzazione acquisto e vendita azioni proprie

FAVOREVOLI

Badge	Ragione Sociale	Proprio	Delega	Totale
**D	PFI DIV REAL ASSET FUND MACQUARIE	0	1.488.261	1.488.261
**D	BLK MANAGED VOL PF ED INTL EAFE	0	92.049	92.049
**D	PZENA INVESTMENT MGT	0	202.950	202.950
**D	ROCKEFELLER BROS SANDERS CAPITAL	0	46.800	46.800
**D	MLRF ALLIANCE BERNSTEIN F	0	151.780	151.780
**D	DEUTSCHE XTRKS MSCI EURO CCHDG	0	2.165.125	2.165.125
**D	ARC RB EQ DEV KAITOS	0	59.178	59.178
**D	MIRF ARROWSTREET FOREIGNL	0	317.591	317.591
**D	ESPS EDF EGS MFS	0	160.159	160.159
**D	USMIA GLOBAL EQUITY	0	27.477	27.477
**D	MI FONDS K10 SPK	0	666.634	666.634
**D	MI FONDS K11 SPK	0	140.163	140.163
**D	MI FONDS K12 SPK	0	162.801	162.801
**D	BOA PENSION PLAN MONDRIAN	0	3.085.637	3.085.637
**D	SBSA GEPF BLACKROCK EQUITY	0	1.055.729	1.055.729
**D	MTRCLFFS GLB EQT JP MORGAN	0	106.552	106.552
**D	ATSF GOLDMAN INTL	0	203.416	203.416
**D	DEUTSHCE XTRK SP HDG GLBL INFR	0	14.252	14.252
**D	RBS PZENA	0	2.990.925	2.990.925
**D	ROWF GT ACWI EX US	0	679.420	679.420
**D	ROWF GT ALPHAEXTEAFE	0	242.562	242.562
**D	ROWF GT ALPHAEXTEXUSC	0	190.557	190.557
**D	ECC SCHRODER	0	30.487	30.487
**D	FARMERS GROUP INC 401 K SAVINGS PLAN	0	663.820	663.820
**D	FARMERS GROUP INC EMPLOYEES PENSION PLAN TRUST	0	409.804	409.804
**D	TGWF PANAGORA INTL EQ	0	61.293	61.293
**D	DEUTSCHE XTRKS MSCI EAFE CCHDG	0	4.688.908	4.688.908
**D	MCKINLEYCAPINTLGROWT	0	507.300	507.300
**D	PGTF DR NON US EQUITY GT	0	54.011	54.011
**D	ASV RB EQ DEV MENKAR	0	131.122	131.122
**D	ABN AMRO PF UBS RAFI 1000	0	1.085.194	1.085.194
**D	ABN AMRO PF IPM RAFI 1000	0	1.099.840	1.099.840
**D	DEX FTSE DEV EX US COMP FACTOR	0	1.264	1.264
**D	AB FOODS HEXAVEST	0	172.333	172.333
**D	RTC EMULATION	0	192.279	192.279
**D	RTC APS	0	29.644	29.644
**D	SCEF MONDRIAN	0	467.616	467.616
**D	BOA PENSION SSGA	0	574.616	574.616
**D	LB CROYDON LGIM	0	276.000	276.000
**D	RAILWAYS PENSION TRUSTEE COMPANY LIMITED	0	426.401	426.401
**D	ADIF APP LSV IE	0	157.400	157.400
**D	TTPF PANAGORA DYN INTL EQ	0	59.866	59.866
**D	INTL ENHANCED INDEX	0	131.317	131.317

399

LISTA ESITO DELLE VOTAZIONE

Oggetto: Autorizzazione acquisto e vendita azioni proprie

FAVOREVOLI

Badge	Ragione Sociale	Proprio	Delega	Totale
**D	SPARTAN INTL INDEX	0	9.846.738	9.846.738
**D	BELLSOUTH CORP RFA VEBBA TRUST	0	208.550	208.550
**D	DEAM FONDS DCG EQ SPK	0	63.169	63.169
**D	THE CLEVELAND CLINIC FOUNDATION	0	353.407	353.407
**D	CLEVELAND CLINIC HEALTH SYSTEM PENSION TRUST	0	59.109	59.109
**D	WHTF WCTC PZENA	0	198.125	198.125
**D	DNTF PANAGORA ASSET MGMT	0	141.722	141.722
**D	MILLPENCIL (US) LP	0	3.829	3.829
**D	DREYFUS INTERNATIONAL EQUITY FUND	0	1.409.895	1.409.895
**D	DREYFUS INTERNATIONAL STOCK INDEX FUND	0	310.621	310.621
**D	FPCF SSGA MSCI WORLD EXUS	0	107.643	107.643
**D	FPCF ALLIANZ BEST STYLES	0	105.839	105.839
**D	FPCF SSGA EDHEC	0	9.995	9.995
**D	HOPTIEO OPT INTL ACADIAN	0	318.787	318.787
**D	LELF LSV ASSET MGMT	0	312.200	312.200
**D	DEUTSCHE XTRK MSCI ITALY HDG ETF	0	53.154	53.154
**D	INTL EQUITY FUND MONDRIAN	0	1.531.911	1.531.911
**D	MNVF SSGA INTL EQUITY	0	43.510	43.510
**D	SHELL PENSION TRUST	0	375.264	375.264
**D	SHELL PENSION TRUST	0	231.920	231.920
**D	DRMA LTD	0	443.591	443.591
**D	AFANDT UNION WELFARE BENEFIT TRUST	0	110.256	110.256
**D	WF AND CO CASH PLN MONDN INV PT	0	1.177.590	1.177.590
**D	WF AND CO CASH PLN EVERGN INV 1	0	355.577	355.577
**D	NTMA ISIF ILLIM EUROPEAN EQUITY	0	219.396	219.396
**D	WF ASU FDTN FOR A NEW AM UNIVERSITY	0	40.900	40.900
**D	WF MFS LTD EAFE GLOBAL	0	146.488	146.488
**D	SLI GLOBAL ABSOLUTE RET STRATEGIES	0	6.806.751	6.806.751
**D	SLI GBL SICAV CON EU EQ IN FD	0	584.348	584.348
**D	SLI SICAV GBL FOCUSED STRATEGIES FD	0	490.376	490.376
**D	ADVANCED SERIES TRUST - AST FI PYRAMIS QUANTITATIVE PORTFOLIO	0	160.416	160.416
**D	GS KOKUSAI EQTY MASTER FD BNYMTCIL	0	497.639	497.639
**D	ALICNY BLACKROCK GBL EQUITY	0	48.067	48.067
**D	C9W CITW FD PARAMETRIC	0	25.495	25.495
**D	BNYMTD AMITY EUROPEAN FUND	0	400.000	400.000
**D	BLACKROCK ACWI USIMI	0	2.259.221	2.259.221
**D	MONDRIAN FOCUSED INTL EQUITY	0	7.299.204	7.299.204
**D	RHODE ISLAND EMPLOYEES RETIREMENT SYSTEMS POOLED TRUST	0	208.363	208.363
**D	UFJF MCM MSCI WORLD FD	0	97.641	97.641
**D	NYXF ES ARROWSTREET	0	69.461	69.461
**D	GETF GABELLI UTILITY TRUST	0	300.000	300.000
**D	PUBLIC EMPLOYEE RETIREMENT SYSTEM OF IDAHO	0	389.345	389.345
**D	PUBLIC EMPLOYEE RETIREMENT SYSTEM OF IDAHO	0	2.031.343	2.031.343

400

LISTA ESITO DELLE VOTAZIONE

Oggetto: Autorizzazione acquisto e vendita azioni proprie

FAVOREVOLI

Badge	Ragione Sociale	Proprio	Delega	Totale
**D	RAYTHEON MASTER PENSION TRUST .	0	503.300	503.300
**D	RAYTHEON MASTER PENSION TRUST .	0	4.575	4.575
**D	STICHTING PENSIOENFONDS UWV	0	826.213	826.213
**D	INVESCO FUNDS	0	10.491.195	10.491.195
**D	MSNF PARA EAFE MONTI	0	62.803	62.803
**D	NSNF PARA EAFE PI 1	0	26.098	26.098
**D	NSNF PARA EAFE PI 2	0	25.143	25.143
**D	RPL BERNSTEIN NON EQ	0	6.460	6.460
**D	BOC AQR	0	159.865	159.865
**D	VANGUARD INTL HIGH DIV YLD INDEX FD	0	320.090	320.090
**D	MO3F MARATHON WELLINGTN	0	56.282	56.282
**D	CITY OF NEW YORK DEFERRED COMPENSATION PLAN	0	2.022.889	2.022.889
**D	HGHF HGHLD PBINF WINGTN	0	75.844	75.844
**D	HIGF HGHLD PBINF WLGTN CF	0	40.586	40.586
**D	MCKINLEY CAPITAL COLLECTIVE INVESTMENT TRUST	0	303.210	303.210
**D	OICF OICL OCTCL NUM GLOB	0	159.800	159.800
**D	OICF OICL OCTCL PZENA	0	1.105.950	1.105.950
**D	MILLPENCIL (US) LP	0	1.897	1.897
**D	PGEF PG E QUALIFIED PANAGORA EAFE	0	232.085	232.085
**D	PGVF SSGA	0	5.723	5.723
**D	CENTRAL STATES SOUTHEAST AND SOUTHWEST AREAS PENSION FUND	0	909.800	909.800
**D	CZ AANDELEN SSGA	0	95.385	95.385
**D	UCFF SANDERS CAPITAL LLC	0	117.800	117.800
**D	ACHMEA POOLS FC AWW	0	323.973	323.973
**D	BNYMCIL MAN NUMERIC GLOBAL EQ TR	0	86.100	86.100
**D	FSEAF F208	0	2.052.583	2.052.583
**D	COLUMBIA SUSTAINABLE INTL EQ ETF	0	11.347	11.347
**D	COLUMBIA SUSTAINABLE GLOBAL EQ ETF	0	4.832	4.832
**D	NBK HSBC EQ 2	0	550.941	550.941
**D	NBK SSGA EQ 2	0	158.766	158.766
**D	NBK JPMF EQ	0	5.678.430	5.678.430
**D	AZL INTERNATIONAL INDEX FUND	0	1.047.165	1.047.165
**D	BGF BLACKROCK GLOBAL ALLOCATIONFUND	0	157.639	157.639
**D	BGF EURO MKTS FD EURO EQUITY PF	0	16.961.269	16.961.269
**D	BGF EUROPEAN VALUE FD	0	15.770.848	15.770.848
**D	BGF FLEX MULTI ASSET GBL EQ PF	0	80.342	80.342
**D	BGF NEW ENERGY FD NAT RES	0	8.771.237	8.771.237
**D	JDRF MONDRIAN INVESTMENT	0	926.173	926.173
**D	KRESGE LA CAPITAL EAFE SUB2	0	23.934	23.934
**D	DEUTSCHE XTRK MSCI STH EUR HDG ETF	0	23.651	23.651
**D	BNY MELLON INTERNATIONAL FUND	0	2.295.634	2.295.634
**D	WILF LSV INTERNATIONAL	0	124.100	124.100
**D	BNYMCIL FT EURO ALPHADEX UCITS ETF	0	67.031	67.031

LISTA ESITO DELLE VOTAZIONE

Oggetto: Autorizzazione acquisto e vendita azioni proprie

FAVOREVOLI

Badge	Ragione Sociale	Proprio	Delega	Totale
**D	OSBF PANAGORA	0	125.083	125.083
**D	UNITED CHURCH FUNDS LSV ASSET MGMT	0	182.800	182.800
**D	BTF MONDRIAN INV PARTNERS	0	500.425	500.425
**D	COUNTY EMPLOYEES ANNUITY AND BENEFIT FUND OF COOK COUNTY	0	914.270	914.270
**D	COUNTY EMPLOYEES ANNUITY AND BENEFIT FUND OF COOK COUNTY	0	292.224	292.224
**D	US BK BROOKFIELD GLB LST INF IN FD	0	622.800	622.800
**D	USBK BROOKFIELD GBL LIS INFRAS FD	0	612.000	612.000
**D	US BANK GUIDEMARK WORLD EX US FUND	0	82.769	82.769
**D	USBK NEWTON AND ROCHELLE BECKER FDN	0	10.440	10.440
**D	US BK DUNHAM INTERNATL STOCK FUND	0	53.039	53.039
**D	USBK LSV GLOBAL VALUE FUND	0	3.700	3.700
**D	USBK BROOKFIELD REAL ASSETS SEC FD	0	95.500	95.500
**D	USBK BBLF MONDRAIN INVST PTPS LTD	0	3.735.755	3.735.755
**D	USBK REGIONAL TRANSPORTATION DSPP	0	11.575	11.575
**D	USBK EAGLE INTERNATIONAL STOCK FD	0	37.247	37.247
**D	USEK AHAI RHUMBLINE ADVISERS	0	27.539	27.539
**D	B4305 FRB S LUND RES TR FBO B LUND	0	4.379	4.379
**D	B4306 FRB M LUND REV TR	0	5.831	5.831
**D	USBK AMERICAN HEART ASSOCIATION INC	0	12.018	12.018
**D	DB2F LSV ASSET MGMT	0	82.300	82.300
**D	LLNS LLC AND IANS LLC DEFINED BENEFIT PLAN GROUP TRUST	0	124.609	124.609
**D	LAWRENCE LIVERMORE NATIONAL SECURITY LLC AND LOS ALAMOS NATIONAL SECURITY LLC DEFINED BENEFIT PLANGROUP TRUST	233.270	0	233.270
**D	CORPORATION OF LLOYD'S	0	305.135	305.135
**D	RZSF1501 GLOBAL EQ HEXEVEST	0	183.043	183.043
**D	RZSF1505 LSV ASSET MGMT	0	384.800	384.800
**D	RZSF3002 NON US EQ MONDRIAN	0	1.365.106	1.365.106
**D	DOCF DOCF MONDRAIN	0	223.792	223.792
**D	CYBF LSV ASSET MGMT	0	251.900	251.900
**D	HE5F NJF INVEST GRP	0	246.551	246.551
**D	HE6F NFJ INVEST GRP	0	31.005	31.005
**D	AP7 EQUITY FUND	0	7.172.068	7.172.068
**D	3M ERIP RAPI EAFE	0	288.290	288.290
**D	ALASKA PERMANENT FUND CORPORATION	0	2.161.614	2.161.614
**D	ALASKA PERMANENT FUND CORPORATION	0	1.204.658	1.204.658
**D	BPS LEGAL AND GENERAL EUR BPSLGEUR	0	1.113.665	1.113.665
**D	CBZ CUIT INTERNATIONAL PRINCIPAL	0	229.547	229.547
**D	1135 APG DME STCK SEL	0	23.112.705	23.112.705
**D	1145 APG DME NUMERIC	0	13.360.400	13.360.400
**D	CBRE CLARION GLOBAL INFRASTRUCTURE VALUE FUND	0	73.157	73.157
**D	LMCG GLOBAL MULTICAP FUND	0	980	980
**D	SSGA GLOBAL TEMC STRAT POOL	0	13.148	13.148
**D	THE MANUFACTURERS LIFE INSURANCE COMPANY	0	460.237	460.237

602

LISTA ESITO DELLE VOTAZIONE  
 Oggetto: Autorizzazione acquisto e vendita azioni proprie

FAVOREVOLI

Badge	Ragione Sociale	Proprio	Delega	Totale
**D	IUCENT TECHNOLOGIES INC MASTER PENSION TRUST	0	69.347	69.347
**D	GOUDSE LEVEN EV	0	75.000	75.000
**D	UNISYS MASTER TRUST	0	519.624	519.624
**D	VIRGINIA RETIREMENT SYSTEM	0	452.810	452.810
**D	VIRGINIA RETIREMENT SYSTEM	0	2.271.897	2.271.897
**D	VIRGINIA RETIREMENT SYSTEM	0	385.000	385.000
**D	VIRGINIA RETIREMENT SYSTEM	0	1.894.500	1.894.500
**D	VIRGINIA RETIREMENT SYSTEM	0	263.000	263.000
**D	CEP DEP IP EURO EX UK ENH IND FD	0	11.602	11.602
**D	INVECO PERPETUAL GLOBAL TARGETED INCOME FUND	0	26.712	26.712
**D	WF AGILITY GBLB EQU LLC	0	229.200	229.200
**D	PANAGORA RISK PARITY MULTI ASSET MASTER FUND LTD	0	50.492	50.492
**D	JDRF LSV NON US LONG	0	475.600	475.600
**D	NEJINTVALUETRUST	0	2.390.997	2.390.997
**D	AON HEWITT COLLECTIVE INVESTMENT TRUST	0	98.460	98.460
**D	AON HEWITT COLLECTIVE INVESTMENT TRUST	0	166.954	166.954
**D	CPA COP PSERS PSERS ACWI X US INDEX	0	1.142.393	1.142.393
**D	CPZ COP SERS MCM MSCI WORLD X US	0	1.613.052	1.613.052
**D	AB FOODS ARTEMIS	0	521.000	521.000
**D	SYNGENTA UK PZENA	0	380.275	380.275
**D	IN8 COP TREAS PWP RHUMBLINE MSCI	0	9.882	9.882
**D	ENSIGN PEAK EAFE LSV ASSET	0	2.505.200	2.505.200
**D	ENSIGN PEAK CP LSV INTL LARGE	0	585.800	585.800
**D	IVY APOLLO MLT ASSET INC GEI IVY	0	913.370	913.370
**D	LOUISIANA STATE ERS MSCI EXUS INDEX	0	856.412	856.412
**D	LOUISIANA STATE ERS MONDRIAN LG CAP	0	1.207.600	1.207.600
**D	LOUISIANA STATE ERS TERROR FREE INT	0	34.209	34.209
**D	NV PERS MELLON CAPITAL INDEX	0	2.662.769	2.662.769
**D	NV PERS SSGA EAFE INDEX	0	1.471.925	1.471.925
**D	NV RBIF ALLNCRERNSTN INTL EQ	0	46.436	46.436
**D	TEA BLACKROCK INC INTL	0	1.986.367	1.986.367
**D	UTC EDHEC BLACKROCK UNITED TECHNOLOGIES CORPORATION MASTER RETIREMENT	0	21.043	21.043
**D	IVY EUROPEAN OPP	0	674.300	674.300
**D	SRP PANAGORA	0	1.778.744	1.778.744
**D	SRP AQR	0	742.658	742.658
**D	IVY GBLB EQUITY INC	0	1.375.800	1.375.800
**D	STATE BOARD OF ADMINISTRATION OF FLORIDA	0	260.828	260.828
**D	AST GS MULTI ASSET PORT LIQ PDHB	0	127.296	127.296
**D	POOL RE JPM REI EQUITY	0	150.608	150.608
**D	SP VAN DE NEDERLANDSCHE BANK	0	106.916	106.916
**D	LAFARGE SANDERS	0	197.200	197.200
**D	POOL RE L AND G MSCI EQ	0	271.833	271.833
**D	BLL AQUIL LIFGLO3000 FMEN WHI INDEF	0	946.221	946.221

403

Azionisti: 2568 Teste: 10  
 Azionisti in proprio: 2 Azionisti in delega: 2566



LISTA ESITO DELLE VOTAZIONE

Oggetto: Autorizzazione acquisto e vendita azioni proprie

FAVOREVOLI

Badge	Ragione Sociale	Proprio	Delega	Totale
**D	AST INTL VALUE LSV PD41	0	2.782.400	2.782.400
**D	TTPT INTL EQ PORT LSV PD11	0	495.000	495.000
**D	AST ADVANCED STRAT LSV PD15	0	1.744.200	1.744.200
**D	PENN SERIES DEV INTL INDEX FUND	0	60.404	60.404
**D	STICHTING RABOBANK PENSIOENFONDS	0	5.023.021	5.023.021
**D	PHC SSGA EQ	0	774.451	774.451
**D	PF INTERNATIONAL VALUE FUND	0	411.193	411.193
**D	BNYMTD BLK CONTINENTAL EURO INC	0	9.597.585	9.597.585
**D	BNYMTD BLK CONT EUR EQ TRCK FD INV	0	5.528.806	5.528.806
**D	FLORIDA RETIREMENT SYSTEM	0	653.432	653.432
**D	FLORIDA RETIREMENT SYSTEM	0	393.771	393.771
**D	FLORIDA RETIREMENT SYSTEM	0	64.779	64.779
**D	BLACKROCK WORLD EX FLORIDA RET SYS	0	3.119.709	3.119.709
**D	FLORIDA RETIREMENT SYSTEM	0	844.199	844.199
**D	THE BUCKINGHAM FUND	0	37.278	37.278
**D	INVESTMENT SOLUTIONS LIMITED	0	193.734	193.734
**D	THE CHILDRENS AID SOCIETY	0	43.300	43.300
**D	THE CHILDREN S AID SOCIETY RETIREMENT PLAN TRUST	0	11.300	11.300
**D	BROOKFIELD REAL ASSETS INCOME FUND INC	0	404.700	404.700
**D	METROPOLITAN WATER RECLAMATION DISTRICT RETIREMENT FUND	0	121.966	121.966
**D	PENSION FUND OF THE CHRISTIAN CHURCH DISCIPLES OF CHRIST	0	117.000	117.000
**D	PENSION RESERVES INVESTMENT TRUST FUND	0	7.330.380	7.330.380
**D	SOUTH DAKOTA RETIREMENT SYSTEM	0	71.900	71.900
**D	EMPLOYEES' RETIREMENT SYSTEM OF THE STATE OF HAWAII	0	29.716	29.716
**D	BELL ATLANTIC MASTER TRUST	0	833.100	833.100
**D	BELL ATLANTIC MASTER TRUST	0	735.207	735.207
**D	BELL ATLANTIC MASTER TRUST	0	26.174	26.174
**D	BELL ATLANTIC MASTER TRUST	0	51.213	51.213
**D	BELL ATLANTIC MASTER TRUST	0	317.516	317.516
**D	VEBA PARTNERSHIP N L P	0	106.033	106.033
**D	VEBA PARTNERSHIP N L P	0	74.107	74.107
**D	MEDTRONIC DEFINED CONTRIBUTION PLAN MASTER TRUST	0	37.503	37.503
**D	VOYA MUTLI MANAGER INTERNATIONAL FACTORS FUND	0	209.859	209.859
**D	VOYA INTERNATIONAL CORE FUND	0	89.792	89.792
**D	DUKE ENERGY QUALIFIED NUCLEAR DECOMMISSIONING	0	107.515	107.515
**D	BRIDGE BUILDER INTERNATIONAL EQUITY FUND	0	2.029.670	2.029.670
**D	INDIANA PUBLIC RETIREMENT SYSTEM	0	941.279	941.279
**D	IVIP MONDRIAN INTERNATIONAL VALUE FUND	0	5.638.987	5.638.987
**D	IVIP FRANKLIN TEMPLETON GLOBAL EQUITY MANAGED VOLATILITY FUND	0	196.199	196.199
**D	LINCOLN VARIABLE INSURANCE PRODUCTS TRUST LVIP SSGA INTERNATIONAL INDEX FUND	0	1.348.384	1.348.384
**D	MERCY INVESTMENT SERVICES, INC.	0	67.793	67.793
**D	PUBLIC EMPLOYEES RETIREMENT SYSTEM OF MISSISSIPPI	0	1.225.335	1.225.335
**D	SCHOOL EMPLOYEES RETIREMENT SYSTEM OF OHIO	0	599.800	599.800

404

LISTA ESITO DELLE VOTAZIONE  
 Oggetto: Autorizzazione acquisto e vendita azioni proprie

FAVOREVOLI

Badge	Ragione Sociale	Proprio	Delega	Totale
**D	AGI PPI NR 30 AGI 1482 05 5603 SPK	0	46.097	46.097
**D	AGI PPI NR 30 HEL 1482 03 5601 SPK	0	38.803	38.803
**D	AGI VGI 1 SUB AKT 8477 23 6328 SPK	0	961.323	961.323
**D	AGI VGI 1 DIV QUA 8477 25 6338 SPK	0	369.263	369.263
**D	AGI VGL RCM S VAL 8478 10 6359 SPK	0	6.836.530	6.836.530
**D	AGI VGL IDLC 8478 22 6364 SPK	0	13.600.209	13.600.209
**D	AGI VGI 1 GRWT 8477 26 6372 SPK	0	320.995	320.995
**D	AGI VKA IDLC 8502 08 6344 SPK	0	1.017.739	1.017.739
**D	AGI PV WS RCM VAL 8490 06 5209 SPK	0	1.008.700	1.008.700
**D	AGI PV WS RCM IND 8490 07 5210 SPK	0	189.968	189.968
**D	AGI PEGASUS AKT1 8454 01 5221 SPK	0	379.752	379.752
**D	AGI KOMDY BS W 8523 03 5225 SPK	0	109.356	109.356
**D	AGI VKA RCM S VAL 8502 10 6376 SPK	0	2.961.330	2.961.330
**D	AGI PK 1 FONDS 8455 SPK	0	14.867	14.867
**D	PUBLIC EMPLOYEES RETIREMENT ASSOCIATION OF NEW MEXICO	0	499.515	499.515
**D	BOARD OF PENSIONS OF THE EVANGELICAL LUTHERAN CHURCH IN AMERICA	0	2.210.320	2.210.320
**D	THE STATE OF CONNECTICUT ACTINGTHROUGH ITS TREASURER	0	1.747.825	1.747.825
**D	SOUTH CAROLINA RETIREMENT SYSTEMS GROUPTRUST	0	76.008	76.008
**D	TENNESSEE VALLEY AUTHORITY RETIREMENT SYSTEM	0	384.831	384.831
**D	UMC BENEFIT BOARD, INC	0	531.845	531.845
**D	UPS GROUP TRUST	0	188.019	188.019
**D	WEST VIRGINIA INVESTMENT MANAGEMENT BOARD	0	3.293.860	3.293.860
**D	INTERNATIONAL BANK FOR RECONSTRUCTION AND DEVELOPMENT	0	44.318	44.318
**D	INTERNATIONAL BANK FOR RECONSTRUCTION AND DEVELOPMENT	0	62.101	62.101
**D	INTERNATIONAL BANK FOR RECONSTRUCTION AND DEVELOPMENT	0	389.047	389.047
**D	INTERNATIONAL BANK FOR RECONSTRUCTION AND DEVELOPMENT	0	55.718	55.718
**D	INTERNATIONAL BANK FOR RECONSTRUCTION AND DEVELOPMENT	0	9.563	9.563
**D	PRUDENTIAL INVESTMENT PORTFOLIO 2 PRUDENTIAL QMA INTL DEVELOPED MRKTS INDEX FUND	0	1.703.915	1.703.915
**D	MACQUARIE GLOBAL INFRASTRUCTURE TOTAL RETURN FUND INC	0	39.882	39.882
**D	ENERGY INSURANCE MUTUAL LIMITED	0	856.234	856.234
**D	FRK MUT INTL FD	0	57.664.238	57.664.238
**D	FRK MUT GLBL DISC FD	0	17.391.006	17.391.006
**D	FRK MUT EURO FD	0	1.959.656	1.959.656
**D	FRANKLIN MUTUAL GLOBAL DISCOVERY FUND	0	2.142.260	2.142.260
**D	FRANKLIN MUTUAL EUROPEAN FUND	0	258.942	258.942
**D	FGT FRK GLOBAL LSTD INFRASTRUCT FD	0	82.695	82.695
**D	SEI INVEST (EUROPE) LIMITED SE	0	81.280	81.280
**D	METZLER STRATEGIC INV PUB LIM	0	2.744.410	2.744.410
**D	PIONEER INVESTMENT MANAGEMENT SGRPA / AZIONARIO CRESCITA	0	276.900	276.900
**D	NUMERIC EUROPEAN EQ FUND A SER	0	765.218	765.218
**D	PIONEER FUNDS - ITALIAN EQUITY	0	519.367	519.367
**D	TRUST AND CUSTODY SERV BANK	0	5.771.495	5.771.495
**D	PIONEER FUNDS - GLOBAL EQUITY	0	92.793	92.793
**D	KOKUSAI EQUITY INDEX FUND	0		

305

Azionisti in proprio: 2568 Teste: 10  
 Azionisti in delega: 2 Azionisti in delega: 2566

LISTA ESITO DELLE VOTAZIONE

Oggetto: Autorizzazione acquisto e vendita azioni proprie

FAVOREVOLI

Badge	Ragione Sociale	Proprio	Delega	Totale
**D	CONSULTING GROUP CAPITAL MARKE	0	162.612	162.612
**D	BLACKROCK GLOBAL ALLOCATION FU	0	15.203.748	15.203.748
**D	BLACKROCK GLOBAL ALL PORT IO	0	81.539	81.539
**D	BLACKROCK GLOBAL ALL VI FUND	0	4.023.292	4.023.292
**D	MFS RESEARCH INT FDP FUND OF	0	263.930	263.930
**D	BLACKROCK GLOBAL ALL FUND	0	311.793	311.793
**D	TRUST AND CUSTODY SERV BANK IT	0	219.392	219.392
**D	NORTHWESTERN MUTUAL SERIES FUN	0	1.137.335	1.137.335
**D	MASSMUTUAL SELECT BLACKROCK GL	0	220.084	220.084
**D	TOUCHSTONE STRATEGIC TRUST-TOU	0	81.000	81.000
**D	NESTLE FRANCE EQUILIBRE	0	49.253	49.253
**D	SG DIVERSIFIE ISR	0	59.537	59.537
**D	SG ACTIONS INTERNATIONALES	0	170.635	170.635
**D	ARRCO LONG TERME B ATT RAJA EL	0	361.210	361.210
**D	ARRCO QUANT 1	0	1.050.791	1.050.791
**D	FCPE MACIF CROISSANCE DURABLE	0	48.696	48.696
**D	MAIF CROISSANCE DURABLE	0	179.877	179.877
**D	CAVOM MINIMUM VARIANCE	0	122.984	122.984
**D	UF 6 A ACT	0	134.594	134.594
**D	CASSETTE DIVERSIFIE	0	262.620	262.620
**D	SOGECAP LONG TERME N1 ACTION	0	231.102	231.102
**D	INDOCAM FLAMME	0	172.236	172.236
**D	LION FLAMME	0	147.742	147.742
**D	IXIS FLAMME	0	228.468	228.468
**D	AIM EQUITY EMU 1	0	905.424	905.424
**D	ALLIANZ ASAC ACT EUR	0	180.777	180.777
**D	AIM EQUITY EUROPE PG VIE	0	593.660	593.660
**D	ALLIANZ CAVAMAC ACTIONS INT	0	58.294	58.294
**D	SG ACTIONS EUROPE MULTIGESTION	0	45.604	45.604
**D	DARWIN DIVERSIFIE 60-80 ACTION	0	35.732	35.732
**D	DARWIN DEVERSIFIE 80-100 ACTIO	0	120.266	120.266
**D	FDJ ACTIONS EURO	0	75.776	75.776
**D	ETOILE ENERGIE EUROPE	0	171.733	171.733
**D	ETOILE SECTORIELLE EUROPE	0	42.916	42.916
**D	ANTARIUS ROTATION SECTORIELLE	0	19.418	19.418
**D	OFI MARKET NEUTRAL EQUITY	0	1.026.458	1.026.458
**D	MACIF CROISSANCE DURABLE ET SO	0	88.210	88.210
**D	MACIF CROIS DURABLE EUROPE	0	1.234.603	1.234.603
**D	SG ACTIONS EUROPE	0	159.052	159.052
**D	SG ACTIONS MONDE	0	23.700	23.700
**D	SG ACTIONS EUROPE LARGE CAP	0	70.276	70.276
**D	LYX MSCI EMU ETF - MH C-CHE	0	2.904	2.904
**D	<del>KPM</del> -MSCI EMU ETF - D - EUR	0	530.032	530.032

406

Azionisti: 2568 Teste: 10  
 Azionisti in proprio: 2 Azionisti in delega: 2566

## Assemblea Ordinaria del 04 maggio 2017

## LISTA ESITO DELLE VOTAZIONE

Oggetto: Autorizzazione acquisto e vendita azioni proprie

## FAVOREVOLI

Badge	Ragione Sociale	Proprio	Delega	Totale
**D	COL LYX MSCI EMU ETF D EUR	0	2.750.000	2.750.000
**D	AZ CREATIONS 2	0	77.161	77.161
**D	LYXOR INDEX FUND EURO	0	22.044	22.044
**D	2) NUMERIC INVESTORS LLC	0	516.300	516.300
**D	ETOILE ACTIONS RENDEMENT	0	389.084	389.084
**D	OFI AM	0	403.853	403.853
**D	ALLIANZ VIE	0	52.698	52.698
**D	ALLIANZ VIE ACE ACTIONS	0	578.659	578.659
**D	AZ VIE PFON RETRAITE ACTION	0	316.262	316.262
**D	LYXOR EURO STOXX 300	0	153.743	153.743
**D	LYXOR STOXX EUROPE 600	0	112.037	112.037
**D	GARI EUROPEAN EQUITY	0	23.478	23.478
**D	LYXOR EURO STOXX 50 (DR)	0	383.232	383.232
**D	OFI FUND - EURO LARGE CAP	0	1.100.000	1.100.000
**D	GMO MEANREVERSION FUND ONSHORE (A SERIES OF GMO MASTER PORT. (ONSHORE) LP) C/O GMO INV.	0	228.144	228.144
**D	NUMERIC ABS RETURN FD IP-EUNARMN	0	55.200	55.200
**D	MAN NUMERIC EUROPEAN ALPHA RESTRICTED MAPLESCORP SERVICES LTD	0	1.400.904	1.400.904
**D	MISSOURI LOCAL GOVERNMENT EMPLOYEES RETIREMENT SYSTEM C/O PANAGORA ASSET MGMT INC	0	131.482	131.482
**D	PANAGORA DYNAMIC GLOBAL EXTENDED ALPHA FUND LTD	0	1.754.635	1.754.635
**D	MFS BLENDED RESEARCH GLOBAL EQUITY EXTENSION FUND	0	390.672	390.672
**D	ALLIANZ SUISSE LEBENSVERSICHERUNGS-GESELLSCHAFT AG	0	1.217.205	1.217.205
**D	LANSLOWNE ENERGY DYNAMICS MASTER LP	0	2.644.708	2.644.708
**D	MLC INVESTMENTS, MLC LIMITED	0	30.786	30.786
**D	MLC INVESTMENTS, MLC LIMITED	0	1.511.955	1.511.955
**D	VICTORIAN SUPERANNUATION FUND	0	949.711	949.711
**D	MLC INVESTMENTS, MLC LIMITED	0	142.084	142.084
**D	UBS MULTI MANAGER ACCESS EMU EQUITIES	0	827.315	827.315
**D	UBS ASSET MANAGEMENT (AUSTRALIA) LTD	0	20.672	20.672
**D	GOVERNMENT OF NORWAY	0	161.120.902	161.120.902
**D	LANSLOWNE ICNAV-LANSLOWNE CLEAN ENERGY FUND	0	661.547	661.547
**D	ELECTRON CAYMAN COMPANY LIMITED.	0	143.948	143.948
**D	AEGON CUSTODY B.V	0	1.053.768	1.053.768
**D	AEGON CUSTODY B.V	0	985.021	985.021
**D	AHL DIRECTIONAL EQUITIES MASTER LIMITED	0	507.143	507.143
**D	AHL EVOLUTION LTD SHARMAINE BERKELEY ARGONAUT LTD	0	16.789	16.789
**D	AHL GENESIS LIMITED	0	376.873	376.873
**D	AQR DELTA MASTER ACCOUNT LP COOGLER FIDUCIARY SERVICES (CAYMAN) LTD	0	3.588	3.588
**D	AVIVA INVESTORS INTERNATIONAL INDEX TRACKING FUND	0	5.513.651	5.513.651
**D	AXA UNIT TRUSTS-GLOBAL FUND	0	200.303	200.303
**D	BERESFORD FUND PLC	0	9.000	9.000
**D	BLACK DIAMOND OFFSHORE LTD	0	90.709	90.709
**D	BLACK DIAMOND RELATIVE VALUE	0	30.154	30.154
**D		0	180.771	180.771

Azionisti: 2.568 Teste: 10  
 Azionisti in proprio: 2 Azionisti in delega: 2566

LISTA ESITO DELLE VOTAZIONE

Oggetto: Autorizzazione acquisto e vendita azioni proprie

FAVOREVOLI

Badge	Ragione Sociale	Proprio	Delega	Totale
**D	BLACK DIAMOND RELATIVE VALUE CAYMAN LP	0	38.928	38.928
**D	BLACK DIAMOND RELATIVE VALUE OFFSHORE LTD.	0	363.579	363.579
**D	CBOSC ATF CW BK GRP SUP WGS508	0	209.457	209.457
**D	CBOSC-CBGS-WGS507	0	115.542	115.542
**D	CFSL - COLONIAL FIRST STATE GLOBAL ASSET MANAGEMENT MULTI SECTOR TRUST 1	0	1.289	1.289
**D	CFSL RE COLONIAL FIRST STATE INVESTMENT FUND 10	0	145.928	145.928
**D	CITIBANK EUROPE PLC AS TRUSTEE FOR STANDARD LIFE WEALTH BALANCED BRIDGE FUND	0	1.912.709	1.912.709
**D	CITIBANK INTERNATIONAL PLC	0	1.600.880	1.600.880
**D	CITIBANK INTERNATIONAL PLC AS TRUSTEE CITIBANK INT.PLC	0	30.258.474	30.258.474
**D	COLONIAL FIRST STATE INVESTMENTS LIMITED	0	439.120	439.120
**D	COLONIAL FIRST STATE INVESTMENTS LIMITED	0	350.963	350.963
**D	COMMONWEALTH GLOBAL SHARE FUND 30	0	1.956.249	1.956.249
**D	COMMONWEALTH SPECIALIST FUND 36	0	159.476	159.476
**D	DOUBLE BLACK DIAMOND OFFSHORE LTD	0	6.441	6.441
**D	EATON VANCE INTERNATIONAL (IRELAND)	0	680.293	680.293
**D	ECOFIN WATER AND POWER OPPORTUNITIES PLC CO BNP PARIBAS SECURITIES SERVICES	0	14.000	14.000
**D	IRISH LIFE ASSURANCE	0	754.337	754.337
**D	IRISH LIFE ASSURANCE	0	62.865	62.865
**D	IRISH LIFE ASSURANCE	0	3.413.319	3.413.319
**D	IRISH LIFE ASSURANCE	0	47.770	47.770
**D	IRISH LIFE ASSURANCE	0	194.478	194.478
**D	IRISH LIFE ASSURANCE	0	816.693	816.693
**D	IRISH LIFE ASSURANCE PLC	0	159.949	159.949
**D	JANUS CAPITAL FUND PLC	0	411.843	411.843
**D	JAPAN TRUSTEE SERVICES BANK, LTD	0	3.167.527	3.167.527
**D	JOHN HANCOCK FUNDS II GLOBAL ABSOLUTE RETURN STRATEGIES FUND	0	877.073	877.073
**D	JOHN HANCOCK FUNDS II INTERNATIONAL STRATEGIC EQUITY ALLOCATION FUND	0	52.154	52.154
**D	JOHN HANCOCK GLOBAL FOCUSED STRATEGIES FUND	0	253.630	253.630
**D	JOHN HANCOCK VARIABLE INSURANCE TRUST INTERNATIONAL EQUITY INDEX TRUST	0	318.803	318.803
**D	KOREA POST	0	47.153.297	47.153.297
**D	LEGAL AND GENERAL ASSURANCE PENSIONS MANAGEMENT LIMITED	0	180.106	180.106
**D	LEGAL AND GENERAL ASSURANCE SOCIETY LIMITED	0	1.060.527	1.060.527
**D	LEGAL AND GENERAL COLLECTIVE INVESTMENT TRUST	0	24.300	24.300
**D	LSVLEHE, LSVZEHE	0	2.103.037	2.103.037
**D	MACQUARIE INVESTMENT MANAGEMENT LIMITED	0	81.026	81.026
**D	NATIONAL COUNCIL FOR SOCIAL SECURITY FUND.	0	483.452	483.452
**D	PINEBRIDGE FUND SERIES PINEBRIDGE EUROPE EQUITY FUND	0	203.887	203.887
**D	PRINCIPAL MPF EUROPEAN EQUITY FUND	0	500.477	500.477
**D	PRINCIPAL TRUST COMPANY (ASIA) LIMITED	0	117.913	117.913
**D	ROBECO INSTITUTIONAL CONSERVATIVE EQUITY FUND II	0	577.313	577.313
**D	ROBECO INSTITUTIONAL VALUE EQUITY FUND	0	431.563	431.563
**D	ROBECO UMBRELLA FUND I N.V. - ROBECO GLOBAL AC MULTI-FACTOR EQUITIES FUND	0	395.869	395.869
**D	SCRI ROBECO INSITUITIONAL CONSERVATIVE EQUITY FUND.	0	199.149	199.149
**D	SDA INTL EQUITY INDEX FD WORLD	0		

608

LISTA ESITO DELLE VOTAZIONE  
 Oggetto: Autorizzazione acquisto e vendita azioni proprie

FAVOREVOLI

Badge	Ragione Sociale	Proprio	Delega	Totale
**D	SLIC - EUROPEAN EQUITY GROWTH FUND	0	510.629	510.629
**D	SLIC - EUROPEAN EQUITY INCOME FUND	0	6.154.685	6.154.685
**D	SLIC - GLOBAL EQUITY INCOME FUND	0	637.116	637.116
**D	STANDARD LIFE ASSURANCE LIMITED	0	23.046.317	23.046.317
**D	STANDARD LIFE WEALTH ACER FOND CITIBANK INTERNATIONAL PLC	0	69.675	69.675
**D	STICHTING CUSTODY ROBECO INSTITUTIONAL	0	292.126	292.126
**D	STICHTING MN SERVICES AANDELENFONDS EUROPA	0	728.995	728.995
**D	STICHTING PENSIOENFONDS METAAL	0	3.040.245	3.040.245
**D	STICHTING PENSIOENFONDS METRAAL EN T MN SERVICES	0	385.656	385.656
**D	STICHTING PGM DEPOSITARY	0	10.145.861	10.145.861
**D	THE NOMURA TRUST AND BANKING CO LTD	0	154.777	154.777
**D	THE NOMURA TRUST AND BANKING CO LTD	0	9.811	9.811
**D	UNITED TECHNOLOGIES CORPORATION MASTER RETIREMENT TRUST (GLOBAL) C/O ANALYTIC INVESTORS LLC	0	13.536	13.536
**D	VICTORY CAPITAL INTERNATIONAL COLLECTIVE INVESTMENT TRUST	0	43.964	43.964
**D	VICTORY CEMP DEVELOPED ENHANCED VOLATILITY WTD INDEX ETF	0	28.137	28.137
**D	VICTORY CEMP INTERNATIONAL HIGH DIV VOLATILITY WTD INDEX ETF	0	61.967	61.967
**D	VICTORY CEMP INTERNATIONAL VOLATILITY WTD INDEX ETF	0	5.199	5.199
**D	VICTORY CEMP MARKET NEUTRAL INCOME FUND	0	23.688	23.688
**D	VICTORY RS GLOBAL FUND	0	33.541	33.541
**D	VICTORY RS INTERNATIONAL FUND	0	50.037	50.037
**D	VICTORY RS INTERNATIONAL VIP SERIES	0	382.678	382.678
**D	VICTORY TRIVALENT INTERNATIONAL FUND - CORE EQUITY	0	20.769	20.769
**D	WELLINGTON ALTA FUND	0	11.830	11.830
**D	MARITIME SUPER	0	149.300	149.300
**D	NORGES BANK	0	4.236.177	4.236.177
**D	TRUST FOR RETIR MED, DENT & LIFE INS ARMY&AIR FORCE EXCH	0	69.083	69.083
**D	THE RETIREMENT ANN PL FOR EMPL OF THE ARMY&AIR FORCE EX SERV	0	155.782	155.782
**D	SONOMA COUNTY EMPLOYEES RETIREMENT ASSOCIATION	0	114.047	114.047
**D	TOWERS WATSON U.S. PENSION PLAN TRUST	0	158.375	158.375
**D	RIVERSIDE CHURCH IN THE CITY OF NEW YORK	0	65.499	65.499
**D	THE METHODIST HOSPITAL	0	218.100	218.100
**D	XEROX CORPORATION RETIREMENT & SAVINGS PLAN	0	82.200	82.200
**D	NOVARTIS CORPORATION PENSION MASTER TRUST	0	123.443	123.443
**D	QS INTERNATIONAL EQUITY FUND	0	492.399	492.399
**D	LEGG MASON DEVELOPED EX-US DIVERSIFIED CORE ETF	0	7.251	7.251
**D	STATE FARM VARIABLE PRODUCT TRUST, INTERNATIONAL EQ INDEX F	0	171.935	171.935
**D	TEACHERS' RETIREMENT SYSTEM OF THE STATE OF ILLINOIS	0	13.232	13.232
**D	TEACHERS' RETIREMENT SYSTEM OF THE STATE OF ILLINOIS	0	3.058.239	3.058.239
**D	BEADMONT HEALTH MASTER RETIREMENT TRUST	0	25.329	25.329
**D	WILLIAM BEAUMONT HOSPITAL	0	24.337	24.337
**D	KAISER PERMANENT GROUP TRUST	0	1.378.169	1.378.169
**D	HC CAPITAL TRUST- THE INSTITUTIONAL INTERNATIONAL EQUITY PTF	0	150.456	150.456
**D	ARKWRIGHT, LLC	0	38.202	38.202

409

LISTA ESITO DELLE VOTAZIONE

Oggetto: Autorizzazione acquisto e vendita azioni proprie

FAVOREVOLI

Badge	Ragione Sociale	Proprio	Delega	Totale
**D	KAISER FOUNDATION HOSPITALS	0	331.300	331.300
**D	FIDELITY RUTLAND SQUARE TR II: STRAT ADV INT MULTI-MANAGER F	0	24.947	24.947
**D	FIDELITY RUTLAND SQUARETRUST II: STRATEGIC ADVISERS INT F	0	3.050.290	3.050.290
**D	JOHN HANCOCK VARIABLE INSURANCE TRUST UTILITIES TRUST	0	1.996.321	1.996.321
**D	WELLS FARGO UTILITIES AND HIGH INCOME FUND	0	1.225.000	1.225.000
**D	WELLS FARGO GLOBAL DIVIDEND OPPORTUNITY FUND	0	3.750.000	3.750.000
**D	LAUDUS INTERNATIONAL MARKETMASTERS FUND	0	30.819	30.819
**D	LAUDUS MONDRIAN INTERNATIONAL EQUITY FUND	0	629.491	629.491
**D	SCHWAB INTERNATIONAL EQUITY ETF	0	4.292.614	4.292.614
**D	SCHWAB FUNDAMENTAL INTERNATIONAL LARGE COMPANY ETF	0	2.719.049	2.719.049
**D	SAMFORD C. BERNSTEIN INTL VALUE EQ (CAP-WEIGHTED UNHEDGED) F	0	78.900	78.900
**D	JOHN HANCOCK ENDURING EQUITY FUND	0	748.298	748.298
**D	JOHN HANCOCK VAR INS TRUST STRATEGIC EQUITY ALLOCATION TRUST	0	2.077.243	2.077.243
**D	JOHN HANCOCK FUNDS II STRATEGIC EQUITY ALLOCATION FUND	0	1.303.542	1.303.542
**D	US RETIREMENT TRUST	0	133.611	133.611
**D	PUTNAM DYNAMIC RISK ALLOCATION FUND	0	47.899	47.899
**D	PUTNAM VARIABLE TRUST - PUTNAM VT GLOBAL ASSET ALLOCATION F	0	29.039	29.039
**D	PUTNAM DYNAMIC ASSET ALLOCATION GROWTH FUND	0	746.047	746.047
**D	PUTNAM DYNAMIC ASSET ALLOCATION BALANCED FUND	0	500.861	500.861
**D	PUTNAM DYNAMIC ASSET ALLOCATION CONSERVATIVE FUND	0	238.243	238.243
**D	PUTNAM GLOBAL UTILITIES FUND	0	740.654	740.654
**D	PUTNAM VARIABLE TRUST - PUTNAM VT GLOBAL UTILITIES FUND	0	304.635	304.635
**D	PUTNAM TOTAL RETURN TRUST	0	113.667	113.667
**D	PUTNAM RETIREMENT ADVANTAGE GAA GROWTH PORTFOLIO	0	337.513	337.513
**D	PUTNAM RETIREMENT ADVANTAGE GAA BALANCE PORTFOLIO	0	177.822	177.822
**D	PUTNAM RETIREMENT ADVANTAGE GAA CONSERVATIVE PORTFOLIO	0	47.960	47.960
**D	PUTNAM RETIREMENT ADVANTAGE GAA INCOME STRATEGIES PORTFOLIO	0	29.845	29.845
**D	PUTNAM RETIREMENT ADVANTAGE GAA EQUITY PORTFOLIO	0	122.077	122.077
**D	THE STATE OF NEVADA	0	37.152	37.152
**D	INTERNATIONAL PAPER CO COMMINGLED INVESTMENT GROUP TRUST	0	68.297	68.297
**D	LAZARD ASSET MANAGEMENT LLC	0	38.992	38.992
**D	LAZARD INTERNATIONAL EQUITY ADVANTAGE PORTFOLIO	0	2.014.237	2.014.237
**D	ALLIANZ GLOBAL INVESTORS GMBH FOR DBI-FONDS SFT 4	0	3.602	3.602
**D	J & J PENSION FUND OFF	0	1.510	1.510
**D	INTERNATIONAL EXPATRIATE BENEFIT MASTER TRUST	0	11.163	11.163
**D	MFS VARIABLE INSURANCE TRUST - MFS UTILITIES SERIES	0	54.836	54.836
**D	MFS HERITAGE TRUST COMPANY COLLECTIVE INVESTMENT TRUST	0	37.133	37.133
**D	MFS DEVELOPMENT FUNDS, LLC	0	9.768.066	9.768.066
**D	GOLDMAN SACHS TRST II-GOLDMAN SACHS MULTI-MNGR GLOBAL EQF FUND	0	328.696	328.696
**D	GOLDMAN SACHS TRUST-GOLDMAN SACHS GLOBAL MANAGED BETA FUND	0	16.657	16.657
**D	GOLDMAN SACHS TRUST - GOLDMAN SACHS GLOBAL INFRASTRUCTURE FUND	0	6.998	6.998
**D		0	8.013	8.013
**D		0	10.184	10.184

Azionisti: 2568 Teste: 10  
 Azionisti in proprio: 2 Azionisti in delega: 2566

LISTA ESITO DELLE VOTAZIONE

Oggetto: Autorizzazione acquisto e vendita azioni proprie

FAVOREVOLI

Badge	Ragione Sociale	Proprio	Delega	Totale
**D	GOLDMAN SACHS TRUST II GOLDMAN SACHS GGG PART INTL OPP FD	0	270.475	270.475
**D	INTERNATIONAL MONETARY FUND	0	318.037	318.037
**D	USAA GLOBAL EQUITY INCOME FUND	0	255.410	255.410
**D	ALLIANZBERNSTEIN GLOBAL RISK ALLOCATION FUND INC	0	10.639	10.639
**D	THE ALLIANCEBERNSTEIN POOLING PTF - ALLIANCEB VOL MNGM PTF	0	70.699	70.699
**D	ALLIANCEBERNST VAR PROD SER F INC.ALLIANCEB DYN ASSET ALL PTF	0	72.583	72.583
**D	AB VARIABLE PROD SERIES FD, INC.-AB BALANCED WEALTH STG PORTEF	0	37.731	37.731
**D	ALLIANZ GLOBAL INVESTORS GMBH FOR DBI-FONDS ANDUS	0	225.319	225.319
**D	JOHN HANCOCK LIFE AND HEALTH INSURANCE COMPANY	0	365.073	365.073
**D	RUSSELL TRUST CO COMMINGLED EMPLOYEE BENEFIT FUNDS TRUST	0	10.535.977	10.535.977
**D	RUSSELL INVESTMENT COMPANY PLC	0	8.170.808	8.170.808
**D	METROPOLITAN LIFE INSURANCE COMPANY	0	289.164	289.164
**D	THE MASTER TRUST BK OF JP LTD: HITACHI FOREIGN EQ INDEX MF	0	147.136	147.136
**D	SPDR MSCI WORLD QUALITY MIX FUND	0	1.302	1.302
**D	COMMONFUND STRATEGIC SOLUTIONS GLOBAL EQUITY, LLC	0	488.700	488.700
**D	GMAM INVESTMENT FUNDS TRUST	0	673.786	673.786
**D	GMAM INVESTMENT FUNDS TRUST	0	805.100	805.100
**D	IBM RETIREMENT PLAN	0	52.225	52.225
**D	ALLIANZ GLOBAL INV GMBH FOR ALLIANZGI-FONDS SFT2	0	46.546	46.546
**D	DEUTSCHE ASSET MNGM INV GMBH FOR DEAM FONDS BBS	0	48.000	48.000
**D	THORNBURG INVESTMENT INCOME BUILDER FUND	0	15.700.200	15.700.200
**D	NEUBERGER BERMAN ALTERNATIVE FUNDS NB MULTI-ASSET INCOME FUND	0	747	747
**D	AMERICAN BUREAU OF SHIPPING	0	13.705	13.705
**D	JAPAN TRUSTEE SERV BK LTD ATF SMTB PIMCO RAE LO VOL FR EQT M F	0	8.321	8.321
**D	PRINCIPAL GLOBAL INVESTORS COLLECTIVE INVESTMENT TRUST	0	527.642	527.642
**D	AMERICAN BAR ASSOCIATION MEMBERS/MTC COLLECTIVE TRUST	0	74.200	74.200
**D	AMERICAN CENTURY STRATEGIC ASSET ALL, INC. STRAT ALL CONS F	0	54.095	54.095
**D	AMERICAN CENTURY STRAT ASSET ALL, INC. STRAT ALL MODERATE F	0	227.054	227.054
**D	AMERICAN CENTURY STRAT ASSET ALL, INC. STRATEGIC ALL AGGR F	0	176.089	176.089
**D	AMERICAN CENTURY QUANTITATIVE EQUITY FUNDS, INC. INT CORE EQ	0	51.084	51.084
**D	AMERICAN CENTURY WORLD MUTUAL FUNDS, INC. INTL VALUE F	0	251.490	251.490
**D	AMERICAN CENTURY WORLD MUTUAL FUNDS INC - NT INT VALUE FUND	0	2.622.881	2.622.881
**D	AMERICAN CENTURY RETIREMENT DATE TRUST	0	361.897	361.897
**D	XEROX CANADA EMPLOYEES RETIREMENT PLAN	0	47.900	47.900
**D	PEOPLE'S BANK OF CHINA	0	6.064.055	6.064.055
**D	JP TR SERV BK LTD ATF MATB MSCI KOKUSAI INDEX MOTHER F	0	159.409	159.409
**D	AXA IM SMART MATCHING SOLUTIONS PUBLIC LIMITED COMPANY	0	42.000	42.000
**D	ALPINE GLOBAL INFRASTRUCTURE FUND	0	521.000	521.000
**D	ANIMA FUNDS PLC	0	2.504.661	2.504.661
**D	ANGELES GLOBAL EQUITY OPPORTUNITIES FUND LLC	0	87.000	87.000
**D	THE MASTER TR BK OF JP LTD ATF INVESCO DEV COUNT EQ INDEX M F	0	750	750
**D	PENSION FUND OF SUMITOMO MITSUI BANKING CORPORATION	0	52.319	52.319
**D	THE MASTER TRUST BK OF JP RE F RUSSELL INV (JP) INTL EQUITY F	0	234.700	234.700

411



LISTA ESITO DELLE VOTAZIONE


Oggetto: Autorizzazione acquisto e vendita azioni proprie

FAVOREVOLI

Badge	Regione Sociale	Proprio	Delega	Totale
**D	TOYOTA MOTOR PENSION FUND	0	223.583	223.583
**D	AOR GLOBAL ENHANCED MINIMUM VOLATILITY EQUITY FUND, L.P.	0	881	881
**D	AOR INTERNATIONAL EQUITY EDGE FUND, L.P.	0	4.360	4.360
**D	AOR FUNDS - AQR INT RELAXED CONSTRAINT EQUITY FUND	0	9.101	9.101
**D	ARROWSTREET MULTI STRATEGY UMBRELLA PLC	0	308.057	308.057
**D	ARROWSTREET INTERNATIONAL EQUITY SAFE TRUST FUND	0	68.288	68.288
**D	ARROWSTREET INTL EQ ACWI EX US ALPHA EXTENSION TRUST FUND	0	58.782	58.782
**D	AXA INVESTMENT MANAGERS DEUTSCHLAND GMBH FOR AXA EUROPA	0	150.000	150.000
**D	AXA INVESTMENT MANAGERS DEUTSCHLAND GMBH FOR AXA WELT	0	63.000	63.000
**D	GENERAL CONFERENCE CORPORATION OF SEVENTH DAY ADVENTISTS	0	313.808	313.808
**D	AXA ROSENBERG EQUITY ALPHA TRUST	0	1.665.000	1.665.000
**D	STATE OF ALASKA RETIREMENT AND BENEFITS PLANS	0	1.184.073	1.184.073
**D	STATE OF ALASKA RETIREMENT AND BENEFITS PLANS	0	815.702	815.702
**D	JP TRU SERVICES BK, LTD. AS TRU FOR SMTB GMS EQ MOTHER FD	0	18.114	18.114
**D	OBLATE INTERNATIONAL PASTORAL INVESTMENT TRUST	0	28.150	28.150
**D	UNITED TECHNOLOGIES CORPORATION EMPLOYEE SAVINGS PLAN	0	515.967	515.967
**D	THE WALT DISNEY COMPANY RETIREMENT PLAN MASTER TRUST	0	111.482	111.482
**D	BROOKFIELD REAL ASSETS HYBRID MASTER FUND L.P	0	73.800	73.800
**D	THE MASTER TRUST BK OF JP LTD: RUSSELL GIB ENVIR TECH FUND	0	3.338	3.338
**D	MERCER DIOCESE OF BROOKLYN GROWTH STRATEGY	0	156.815	156.815
**D	MERCER DIOCESE OF BROOKLYN GROWTH STRATEGY	0	158.300	158.300
**D	MERCER DIOCESE OF BROOKLYN LAY PENSION INVESTMENT TRUST	0	78.140	78.140
**D	MERCER DIOCESE OF BROOKLYN LAY PENSION INVESTMENT TRUST	0	78.900	78.900
**D	SIEFORE XXI BANORTE CONS, SOC ANON DE CAPITAL VARIABLE	0	2.569.483	2.569.483
**D	TIAA-CREF FUNDS - ENHANCED INTERNATIONAL EQUITY INDEX FUND	0	2.692.631	2.692.631
**D	MET INVESTOR SERIES TRUST-ALLIANCE GLOBAL DYNAMIC ALL PTF	0	775.255	775.255
**D	MET INVESTORS SERIES TRUST- SCHROEDERS GLOBAL MULTI-ASSET PTF	0	179.232	179.232
**D	MET INVESTORS SERIES TRUST- JPMORGAN GLOBAL ACTIVE ALL PTF	0	1.905.374	1.905.374
**D	RUSSELL INVESTMENT COMPANY - RUSSELL INTERN DEVELOPED MKT F	0	6.172.022	6.172.022
**D	RUSSELL INVESTMENT COMPANY RUSSELL GLOBAL EQUITY FUND	0	843.198	843.198
**D	HENDERSON DIVIDENT + INCOME BUILDER FUND	0	319.508	319.508
**D	CENTRAL PROVIDENT FUND BOARD	0	78.732	78.732
**D	UAW RETIREE MEDICAL BENEFITS TRUST	0	4.131.639	4.131.639
**D	DESJARDINS CANADIAN BALANCED FUND	0	42.627	42.627
**D	CALVERT VP EAFE INTERNATIONAL INDEX PORTFOLIO	0	77.181	77.181
**D	CAISSE DE DEPOT ET PLACEMENT DU QUEBEC	0	11.899.564	11.899.564
**D	THE REGENTS OF THE UNIVERSITY OF CALIFORNIA	0	8.108.176	8.108.176
**D	ETC ENERGY UTILITY FUND	0	653.000	653.000
**D	ALLIANZ GLOBAL INVESTORS GMBH FOR ELK-COFONDS	0	699.746	699.746
**D	MICROSOFT CORPORATION SAVINGS PLUS 401(K) PLAN	0	1.821.881	1.821.881
**D	ALLIANZ NFI INTERNATIONAL VALUE FUND	0	2.084.783	2.084.783
**D	ALLIANZGI BEST STYLES GLOBAL EQUITY FUND	0	208.829	208.829
**D	ALLIANZGI BEST STYLES INTERNATIONAL EQUITY FUND	0	57.753	57.753

Azionisti: 10  
 Azionisti in proprio: 2  
 Azionisti in delega: 2568  
 Teste: 2566

412



LISTA ESITO DELLE VOTAZIONE

Oggetto: Autorizzazione acquisto e vendita azioni proprie

FAVOREVOLI

Badge	Ragione Sociale	Proprio	Delega	Totale
**D	ALLIANZGI GLOBAL DYNAMTC ALLOCATION FUND	0	32.176	32.176
**D	ALLIANZ NFI INTERNATIONAL VALUE II FUND	0	1.385	1.385
**D	LORD ABBETT SERIES FUND, INC. - INTERNATIONAL CORE EQ PTF	0	193.435	193.435
**D	LORD ABBETT SECURITIES TRUST-LORD ABBETT INT CORE EQ F	0	1.690.148	1.690.148
**D	FEDEX CORPORATION EMPLOYEES PENSION TRUST	0	338.670	338.670
**D	PARAMETRIC INTERNATIONAL EQUITY FUND	0	157.274	157.274
**D	SOJECCI II LITEE	0	96.200	96.200
**D	EATON VANCE HEXAVEST GLOBAL EQUITY FUND	0	65.700	65.700
**D	EATON VANCE HEXAVEST INTERNATIONAL EQUITY FUND	0	15.983	15.983
**D	TAX - MANAGED INTERNATIONAL EQUITY PORTFOLIO	0	48.562	48.562
**D	GABELLI UTILITIES FUND	0	250.000	250.000
**D	THE GABELLI DIVIDEND & INCOME TRUST	0	230.000	230.000
**D	GENERAL ELECTRIC PENSION TRUST	0	80.000	80.000
**D	RUSSELL INVESTMENT FUNDS NON-U.S. FUND	0	2.628.347	2.628.347
**D	RUSSELL INVESTMENT COMPANY RUSSELL TAX-MANAGED INTL EQ FUND	0	998.328	998.328
**D	RUSSELL INVESTMENT COMPANY SELECT INTERNATIONAL EQUITY FUND	0	739.735	739.735
**D	LAND BK OF TW IN ITS CAP AS MSTR CUS OF FR TEM SIN M-A INC B F	0	590.894	590.894
**D	MARQUIS INSTITUTIONAL GLOBAL EQUITY PORTFOLIO	0	28.195	28.195
**D	PIMCO BALANCED INCOME FUND (CANADA)	0	51.650	51.650
**D	THE HARTFORD GLOBAL REAL ASSET FUND	0	14.100	14.100
**D	THE HARTFORD GLOBAL ALL- ASSET FUND	0	114.712	114.712
**D	THE HARTFORDGLOBAL ALL- ASSET FUND	0	20.184	20.184
**D	AMERICAN FUNDS INSURANCE SERIES CAPITAL INCOME BUILDER	0	494.674	494.674
**D	ROCHE U.S. RETIREMENT PLANS MASTER TRUST	0	1.339.900	1.339.900
**D	CITY OF HOPE	0	86.500	86.500
**D	BECKMAN RESEARCH INSTITUTE OF THE CITY OF HOPE	0	61.500	61.500
**D	CITY OF HOPE NATIONAL MEDICAL CENTER	0	79.000	79.000
**D	CENTRAL BANK OF TRINIDAD AND TOBAGO	0	1.205.822	1.205.822
**D	RUSSELL INVESTMENT COMPANY MULTI-ASSET GROWTH STRATEGY FUND	0	29.004	29.004
**D	HEXAVEST EAFE EQUITY FUND	0	660.938	660.938
**D	HEXAVEST ACWI EQUITY FUND	0	49.740	49.740
**D	HEXAVEST WORLD EQUITY FUND	0	579.381	579.381
**D	BROOKFIELD GLOBAL REAL ASSET FUND	0	18.200	18.200
**D	TRANSAMERICA JPMORGAN TACTICAL ALLOCATION VP	0	109.592	109.592
**D	MONEY LIFE RETIREMENT INCOME SECURITYPLAN FOR EMPLOYEES	0	5.960	5.960
**D	TRANSAMERICA AB DYNAMIC ALLOCATION VP	0	39.844	39.844
**D	ICON INTERNATIONAL EQUITY FUND	0	177.000	177.000
**D	TANGERINE BALANCED INCOME PORTFOLIO	0	16.557	16.557
**D	TANGERINE BALANCED PORTFOLIO	0	101.866	101.866
**D	TANGERINE BALANCED GROWTH PORTFOLIO	0	86.522	86.522
**D	TANGERINE EQUITY GROWTH PORTFOLIO	0	74.941	74.941
**D	STATE FARM MUTUAL FUND TRUST, INTERNATIONAL INDEX FUND	0	158.717	158.717
**D	MASSMUTUAL SELECT OVERSEAS FUND	0	465.251	465.251

413

LISTA ESITO DELLE VOTAZIONE

Oggetto: Autorizzazione acquisto e vendita azioni proprie

FAVOREVOLI

Badge	Ragione Sociale	Proprio	Delega	Totale
**D	MAINSTAY VP MFS UTILITIES PORTFOLIO	0	7.895.688	7.895.688
**D	TRANSAMERICA BLACKROCK GLOBAL ALLOCATION VP	0	705.964	705.964
**D	MM SELECT EQUITY ASSET FUND	0	171.948	171.948
**D	MM MSCI EAFE INTERNATIONAL INDEX FUND	0	166.142	166.142
**D	GMO TAX-MANAGED GLOBAL BALANCED PORTFOLIO	0	38.039	38.039
**D	GMO IMPLEMENTATION FUND	0	2.652.207	2.652.207
**D	JANUS CAPITAL MANAGEMENT LLC	0	20	20
**D	RUSSELL INVESTMENT COMPANY IV PLC	0	537.826	537.826
**D	JOHNSON & JOHNSON PENSION & SAVINGS PLANS MASTER TRUST	0	198.000	198.000
**D	PENSIONSKASSE JOHNSON & JOHNSON SCHWEIZ	0	82.709	82.709
**D	INTECH GLOBAL ALL COUNTRY ENHANCED INDEX FUND LLC	0	7.819	7.819
**D	SUNAMERICA SERIES TRUST GLOBAL EQUITIES PORTFOLIO	0	360.140	360.140
**D	SUNAMERICA SERIES TRUST TELECOM UTILITY PORTFOLIO	0	272.236	272.236
**D	SEASONS SERIES TRUST ASSET ALLOCATION: DIVERSIFIED GROWTH PTF	0	35.095	35.095
**D	SEASONS SERIES TRUST INTERNATIONAL EQUITY PORTFOLIO	0	126.595	126.595
**D	SUNAMERICA SERIES TRUST- SA BLACKROCK VCP GLO MUL ASSET PTF	0	172.059	172.059
**D	SUNAMERICA SERIES TRUST- SA SCHROEDERS VCP GLO ALLOC PORTFOLIO	0	64.530	64.530
**D	SUNAMERICA SERIES TRUST - SA INTERNATIONAL INDEX PORTFOLIO	0	136.619	136.619
**D	ORANGE COUNTY EMPLOYEES RETIREMENT SYSTEM	0	383.270	383.270
**D	RUSSELL COMMON CONTRACTUAL FUND	0	333.200	333.200
**D	RUSSELL INVESTMENT COMPANY V PLC	0	394.086	394.086
**D	RUSSELL INSTITUTIONAL FUNDS PLC	0	29.890	29.890
**D	STATE STREET GLOBAL EQUITY EX-US INDEX PORTFOLIO	0	370.696	370.696
**D	STATE STREET DISCIPLINED GLOBAL EQUITY PORTFOLIO	0	9.520	9.520
**D	STATE STREET INTERNATIONAL DEVELOPED EQUITY INDEX PORTFOLIO	0	1.341.151	1.341.151
**D	DEUTSCHE EAFE EQUITY INDEX FUND	0	33.775	33.775
**D	KP INTERNATIONAL EQUITY FUND	0	151.868	151.868
**D	KANSAS PUBLIC EMPLOYEES RETIREMENT SYSTEM	0	1.847.947	1.847.947
**D	RHUMBLINE INTERNATIONAL POOLED INDEX TRUST	0	42.398	42.398
**D	LOS ANGELES COUNTY EMPLOYEES RETIREMENT ASSOCIATION	0	104.000	104.000
**D	LORD ABBETT INTERNATIONAL CORE EQUITY TRUST	0	93.243	93.243
**D	SPDR MSCI ACWI IMI ETF	0	16.475	16.475
**D	SPDR MSCI EAFE QUALITY MIX ETF	0	45.802	45.802
**D	SPDR MSCI WORLD QUALITY MIX ETF	0	3.744	3.744
**D	HARTFORD MULTIFACOR DEVELOPED MARKETS (EX-US) ETF	0	7.767	7.767
**D	ALLIANCEBERNSTEIN INTERNATIONAL ALL-COUNTRY PASSIVE SERIES	0	90.835	90.835
**D	MARYLAND STATE RETIREMENT & PENSION SYSTEM	0	1.865.751	1.865.751
**D	RUSSELL INV MULTI-ASSET FACTOR EXPOSURE FUND	0	217.156	217.156
**D	ALLIANZ GLOBAL INVESTORS GMBH FOR ALLIANZ STRAT. BALANCE	0	302.528	302.528
**D	ALLIANZ GLOBAL INVESTORS GMBH FOR ALLIANZ STRAT. STABILITAE	0	51.834	51.834
**D	ALLIANZ GLOBAL INVESTORS GMBH FOR ALLIANZ STRAT. WACHSTUM	0	388.061	388.061
**D	THE PRUDENTIAL INSURANCE COMPANY OF AMERICA	0	628.929	628.929
**D	PRUDENTIAL TRUST CO MASTER COMMINGLED INV F FOR TAX EXEMPT TR	0	469.482	469.482

414

LISTA ESITO DELLE VOTAZIONE  
 Oggetto: Autorizzazione acquisto e vendita azioni proprie

FAVOREVOLI

Badge	Regione Sociale	Proprio	Delega	Totale
**D	MDPIM INTERNATIONAL EQUITY POOL	0	373.100	373.100
**D	MD INTERNATIONAL VALUE FUND	0	152.189	152.189
**D	MD EQUITY FUND	0	413.850	413.850
**D	MD EQUITY FUND	0	105.800	105.800
**D	MDPIM INTERNATIONAL EQUITY POOL	0	1.312.658	1.312.658
**D	MD INTERNATIONAL VALUE FUND	0	39.200	39.200
**D	MGI FUNDS PLC	0	89.607	89.607
**D	MERCER INTERNATIONAL EQUITY FUND	0	100.000	100.000
**D	MGI FUNDS PLC	0	161.181	161.181
**D	MERCER QIF CCF	0	6.182.419	6.182.419
**D	MERCER QIF FUND PLC	0	101.228	101.228
**D	MERCER GLOBAL EQUITY FUND	0	180.695	180.695
**D	MERCER GLOBAL EQUITY FUND	0	314.747	314.747
**D	MGI FUNDS PLC	0	594.456	594.456
**D	MORGAN STANLEY INSTITUTIONAL FUND TR- GL MULTI-ASSET INC PTF	0	1.336	1.336
**D	LOCKHEED MARTIN CORP DEFINED CONTRIBUTION PLAN MASTER TRUST	0	318.523	318.523
**D	MET INVESTORS SERIES TRUST- PANAGORA GLO DIVERSIFIED RISK PTF	0	11.684	11.684
**D	BLUE CROSS BLUE SHIELD OF KANSAS, INC	0	6.835	6.835
**D	NORTROP GRUMMAN CORPORATION VEBBA MASTER TRUST I	0	26.125	26.125
**D	BURROUGHS WELLCOME FUND	0	9.415	9.415
**D	DEUTSCHE BANK-ONSHORE	0	9.411	9.411
**D	STATE OF NEW JERSEY COMMON PENSION FUND D	0	3.987.454	3.987.454
**D	ONTARIO TEACHERS PENSION PLAN BOARD	0	785.400	785.400
**D	NEW SHIPS, INC. PENSION MASTER TRUST	0	390.042	390.042
**D	CITY OF NEW YORK GROUP TRUST	0	2.462.589	2.462.589
**D	ONEOK, INC. RETIREMENT PLAN TRUST	0	34.886	34.886
**D	COSMOPOLITAN INVESTMENT FUND	0	709.642	709.642
**D	PIMCO RAE FUNDAMENTAL INTERNATIONAL FUND LLC	0	1.241.002	1.241.002
**D	PIMCO EQUITY SERIES: PIMCO RAE FUNDAMENTAL INTERNATIONAL FUND	0	504.064	504.064
**D	PRINCIPAL LIFE INSURANCE COMPANY	0	2.536.580	2.536.580
**D	DIVERSIFIED REAL ASSET CIT	0	633.386	633.386
**D	PUTNAM WORLD TRUST	0	50.293	50.293
**D	THE UNIVERSITY OF HONG KONG	0	35.573	35.573
**D	CERN PENSION FUND	0	1.500.092	1.500.092
**D	RETIREMNT & SEC PROG. & SAVNGS PLN OF NTCA & ITS MBRS MSTR TST	0	92.664	92.664
**D	DEUTSCHE ASSET MNGM INV GMBH FOR DEAM-FONDS KLP 1	0	68.000	68.000
**D	DEUTSCHE ASSET MNGM INV GMBH FOR DEAM-FONDS PPC GEQ	0	25.152	25.152
**D	DEUTSCHE ASSET MNGM INV GMBH FOR DEAM-FONDS RKBS	0	70.000	70.000
**D	DEUTSCHE ASSET MNGM INV GMBH FOR DEAM-FONDS BW GERMANY	0	19.566	19.566
**D	DEUTSCHE ASSET MNGM INV GMBH FOR DEAM-FONDS DN13	0	137.000	137.000
**D	DEUTSCHE ASSET MNGM INV GMBH FOR DEAM-FONDS PPC EQ	0	159.249	159.249
**D	DEUTSCHE ASSET MNGM INV GMBH FOR GCB PENSION FUND GERMANY	0	69.458	69.458
**D	DEUTSCHE ASSET MNGM INV GMBH FOR DEAM FONDS AKS	0	20.000	20.000

415

LISTA ESITO DELLE VOTAZIONE  
 Oggetto: Autorizzazione acquisto e vendita azioni proprie

FAVOREVOLI

Badge	Ragione Sociale	Proprio	Delega	Totale
**D	DEUTSCHE ASSET MNGM INV GMBH FOR DEAM FONDS DAM 2	0	40.000	40.000
**D	DEUTSCHE ASSET MNGM INV GMBH FOR DEAM-FONDS BG 2	0	30.000	30.000
**D	DEUTSCHE ASSET MNGM INV GMBH FOR DEAM FONDS TOCO	0	110.000	110.000
**D	DEUTSCHE ASSET MNGM INV GMBH FOR DEAM FONDS AVD 2	0	20.900	20.900
**D	DEUTSCHE ASSET MNGM INV GMBH FOR DEAM-FONDS-BCA 1	0	85.000	85.000
**D	DEUTSCHE ASSET MNGM INV GMBH FOR DEAM FONDS DAA	0	33.900	33.900
**D	DEUTSCHE ASSET MNGM INV GMBH FOR DEAM-FONDS DEUK	0	60.000	60.000
**D	DEUTSCHE ASSET MNGM INV GMBH FOR DEAM-FONDS CA IV	0	24.000	24.000
**D	DEUTSCHE ASSET MNGM INV GMBH FOR DEAM FONDS KDE 1	0	60.000	60.000
**D	DEUTSCHE ASSET MNGM INV GMBH FOR DEAM FONDS WOP 1	0	215.511	215.511
**D	DEUTSCHE ASSET MNGM INV GMBH FOR DEAM FONDS WOP 2	0	135.396	135.396
**D	DEUTSCHE ASSET MNGM INV GMBH FOR DEAM FONDS SVOP	0	89.909	89.909
**D	DEUTSCHE ASSET MNGM INV GMBH FOR DEAM-FONDS DVERG	0	45.000	45.000
**D	DEUTSCHE ASSET MNGM INV GMBH FOR DEAM FONDS PFM	0	70.000	70.000
**D	DEUTSCHE ASSET MNGM INV GMBH FOR DEAM-FONDS EXEMPLUM	0	15.000	15.000
**D	DEUTSCHE ASSET MNGM INV GMBH FOR DEAM-FONDS NEW	0	40.500	40.500
**D	DEUTSCHE AM INV GMBH FOR DEAM FONDS RHEIN	0	340.000	340.000
**D	DEUTSCHE ASSET MNGM INV GMBH FOR DEAM FONDS KLILI	0	11.000	11.000
**D	DEUTSCHE ASSET MNGM INV GMBH FOR DEAM FONDS SFLW	0	500.000	500.000
**D	DEUTSCHE ASSET MNGM INV GMBH FOR DEAM FONDS SLM 1	0	362.100	362.100
**D	DEUT ASS & WEALTH MNGM INV GMBH FOR DEAM-FONDS LHG 1	0	202.000	202.000
**D	DEUTSCHE ASSET MNGM INV GMBH FOR DEAM FONDS PMC 1	0	120.000	120.000
**D	DEUTSCHE ASSET MNGM INV GMBH FOR DEAM FONDS PKN 2	0	2.998.721	2.998.721
**D	DEUTSCHE ASSET MNGM INV GMBH FOR DEAM-FONDS OKA	0	30.000	30.000
**D	DEUTSCHE ASSET MNGM INV GMBH FOR DEAM FONDS AO 1	0	10.000	10.000
**D	DEUTSCHE ASSET MNGM INV GMBH FOR DEAM FONDS APD	0	5.000	5.000
**D	DEUTSCHE ASSET MNGM INV GMBH FOR DEAM FONDS UVG 1	0	23.400	23.400
**D	DEUTSCHE ASSET MNGM INV GMBH FOR DEAM FONDS PTF	0	77.000	77.000
**D	DEUTSCHE ASSET MNGM INV GMBH FOR DEAM FONDS RTU 1	0	20.000	20.000
**D	DEUTSCHE ASSET MNGM INV GMBH FOR DEAM FONDS PSF 1	0	31.304	31.304
**D	DEUTSCHE ASSET MNGM INV GMBH FOR DEAM FONDS SCSM	0	12.901	12.901
**D	DEUTSCHE ASSET MNGM INV GMBH FOR DEAM FONDS STK	0	28.600	28.600
**D	DEUTSCHE ASSET MNGM INV GMBH FOR DEAM FONDS SVSW	0	55.000	55.000
**D	DEUTSCHE ASSET MNGM INV GMBH FOR DEAM-FONDS UZS 1	0	50.000	50.000
**D	DEUTSCHE ASSET MNGM INV GMBH FOR STIFTUNGSFONDS SV 1	0	240.000	240.000
**D	DEUTSCHE ASSET MNGM INV GMBH FOR STIFTUNGSFONDS SVC 1	0	38.868	38.868
**D	DEUTSCHE ASSET MNGM INV GMBH FOR DEAM FONDS SWI	0	33.000	33.000
**D	DEUTSCHE ASSET MNGM INV GMBH FOR DEAM F STRATAV EUR STRATL	0	125.000	125.000
**D	DEUTSCHE ASSET MNGM INV GMBH FOR DEAM FONDS VEF	0	13.500	13.500
**D	DEUTSCHE ASSET MNGM INV GMBH FOR DEAM-HAD-MITARBEITER I	0	6.500	6.500
**D	DEUTSCHE ASSET MNGM INV GMBH FOR DEAM-HAD-MITARBEITER II	0	15.000	15.000
**D	DEUTSCHE ASSET MNGM INV GMBH FOR DEAM FONDS LW1	0	20.000	20.000
**D	DEUTSCHE ASSET MNGM INV GMBH FOR DEAM-FONDS ZDB	0	150.000	150.000

416

LISTA ESITO DELLE VOTAZIONE

Oggetto: Autorizzazione acquisto e vendita azioni proprie

FAVOREVOLI

Badge	Regione Sociale	Proprio	Delega	Totale
**D	DEUTSCHE ASSET MNGM INV GMBH FOR DEAM FONDS PVZ 1	0	16.000	16.000
**D	DEUTSCHE ASSET MNGM INV GMBH FOR DEAM FONDS ZSB 1	0	230.000	230.000
**D	DEUTSCHE ASSET MNGM INV GMBH FOR DEAM-FONDS CFI	0	60.000	60.000
**D	DEUTSCHE ASSET MANAGEMENT INVESTMENT GMBH FOR DEUTSCHE RRI17	0	5.820	5.820
**D	INTEL CORPORATION RETIREE MEDICAL PLAN TRUST	0	49.044	49.044
**D	STATE OF ALASKA DEPARTMENT OF ADMINISTRATION	0	354.310	354.310
**D	ALASKA COMMON TRUST FUND	0	211.155	211.155
**D	AQR COLLECTIVE INVESTMENT TRUST	0	110.644	110.644
**D	GREYSTONE INTERNATIONAL INCOME AND GROWTH FUND	0	345.600	345.600
**D	GREYSTONE GLOBAL INCOME + GROWTH FUND	0	94.448	94.448
**D	PANAGORA DYNAMIC GLOBAL EQUITY (EX TOBACCO) FUND	0	1.068.850	1.068.850
**D	THRIVENT PARTNER WORLDWIDE ALLOCATION FUND	0	263.178	263.178
**D	THRIVENT PARTNER WORLDWIDE ALLOCATION PORTFOLIO	0	579.002	579.002
**D	RUSSELL INSTITUTIONAL FUNDS,LLC-RUSSELL INTL EQUITY FUND	0	1.182.987	1.182.987
**D	RUSSELL INSTL FUNDS,LLC-RUSSELL MULTI-ASSET CORE PLUS FUND	0	281.928	281.928
**D	RUSSELL INSTITUTIONAL FUNDS,LLC-RUSSELL GLOB EQ PLUS FUND	0	133.718	133.718
**D	FLOURISH INVESTMENT CORPORATION	0	10.935.993	10.935.993
**D	OMERS ADMINISTRATION CORPORATION	0	59.593	59.593
**D	HONG KONG HOUSING SOCIETY	0	236.311	236.311
**D	GOV OF HM THE SULTAN AND YANG DI-PERTUAN OF BRUNEI DARUSSALAM	0	363.295	363.295
**D	BANK OF KOREA	0	1.032.609	1.032.609
**D	BIMCOR OVERSEAS POOLED FUND	0	270.659	270.659
**D	BIMCOR GLOBAL EQUITY POOLED FUND	0	541.008	541.008
**D	GOVERNMENT OF THE PROVINCE OF ALBERTA	0	7.145.000	7.145.000
**D	SPHERE FTSE EUROPE SUSTAINABLE YIELD INDEX ETF	0	3.908	3.908
**D	POWER ASSETS DEFINED CONTRIBUTION SCHEME	0	15.447	15.447
**D	SANOFI-AVENTIS US PENSION TRUST	0	45.600	45.600
**D	SSGA MSCI ACWI EX-USA INDEX NON-LENDING DAILY TRUST	0	174.679	174.679
**D	GAM INVESTMENT MANAGEMENT (SWITZERLAND) AG	0	434.785	434.785
**D	GAM INVEST MANAG (SWITZ) AG VI VORSORGEINV VI CORE AKTN AUSLAND	0	9.120	9.120
**D	HARTFORD SCHROEDERS INTERNATIONAL MULTI-CAP VALUE FUND	0	194.636	194.636
**D	STATE STREET IRELAND UNIT TRUST	0	1.867.747	1.867.747
**D	STANDARD LIFE INV GLO ABS RETURN STRAT MASTER FUND LTD.	0	2.182.476	2.182.476
**D	SPANDARD LIFE INVEST GLOBAL FOCUSED STRATEGIES MASTER FUND LTD	0	520.890	520.890
**D	SWISS AND GLOBAL AM AG ON BEHALF OF SSGA EUROPE EQUITY INDEX	0	23.030	23.030
**D	SSGA SPDR ETFs EUROPE I PUBLIC LIMITED COMPANY	0	1.052.072	1.052.072
**D	SSGA SPDR ETFs EUROPE II PUBLIC LIMITED COMPANY	0	1.121.453	1.121.453
**D	SIR DAVID TRENCH FUND FOR RECREATION	0	19.258	19.258
**D	SUNSUPER SUPERANNUATION FUND	0	915.151	915.151
**D	CALIFORNIA PUBLIC EMPLOYEES RETIREMENT SYSTEM	0	24.831.484	24.831.484
**D	ROMAN CATHOLIC BISHOP OF SPRINGFIELD A CORPORATION SOLE	0	8.322	8.322
**D	TEACHER RETIREMENT SYSTEM OF TEXAS	0	16.921.108	16.921.108
**D	CALIFORNIA STATE TEACHERS RETIREMENT SYSTEM	0	24.386.496	24.386.496

417

LISTA ESITO DELLE VOTAZIONE

Oggetto: Autorizzazione acquisto e vendita azioni proprie

FAVOREVOLI

Badge	Ragione Sociale	Proprio	Delega	Totale
**D	TENNESSEE CONSOLIDATED RETIREMENT SYSTEM	0	5.134.859	5.134.859
**D	DEUTSCHE ASSET MNGM INV GMBH FOR DEAM-FONDS PG EQ	0	196.866	196.866
**D	AXA SWISS INSTITUTIONAL FUND - EQUITIES GLOBAL EX SWITZERLAND	0	99.000	99.000
**D	DEUTSCHE ASSET MNGM INV GMBH FOR DEAM FONDS MIR 1	0	33.000	33.000
**D	DEUTSCHE ASSET MNGM INV GMBH FOR DEAM FONDS GFN 1	0	80.000	80.000
**D	DEUTSCHE ASSET MNGM INV GMBH FOR DEAM FONDS PFDB	0	47.194	47.194
**D	PINEBRIDGE GLOBAL FUNDS	0	240.269	240.269
**D	DEUTSCHE ASSET MNGM INV GMBH FOR DEAM-FONDS BPT	0	840.000	840.000
**D	METZLER ASSET MANAGEMENT GMBH FOR MI-FONDS 415	0	1.903.915	1.903.915
**D	DEUTSCHE ASSET MNGM INV GMBH FOR DEAM-FONDS RVT	0	30.000	30.000
**D	ALLIANZ GLOBAL INVESTORS GMBH FOR ALLIANZGI-FONDS HPT	0	221.286	221.286
**D	DEUTSCHE ASSET MNGM INV GMBH FOR DEAM-FONDS PAL 1	0	69.300	69.300
**D	DEUTSCHE ASSET MNGM INV GMBH FOR DEAM-FONDS GSK 1	0	85.000	85.000
**D	ASIAN DEVELOPMENT BANK	0	352.688	352.688
**D	SOUTH CALIF UTD FOOD & COMM WK UN & FOOD EMPL JOINT PENS TR F	0	811.564	811.564
**D	CAPITAL GROUP INTERNATIONAL EQUITY FUND (CANADA)	0	26.647	26.647
**D	CAPITAL INTERNATIONAL - GROWTH AND INCOME	0	49.000	49.000
**D	VANGUARD FTSE DEVELOPED EUROPE ALL CAP INDEX ETF	0	77.183	77.183
**D	VANGUARD FTSE DEVELOPED ALL CAP EX NORTH AMERICA INDEX ETF	0	70.153	70.153
**D	VANGUARD DEVEL ALL-CAP EX NORTH AMERICA EQT IND POOLED FUND	0	14.116	14.116
**D	VANGUARD GLOBAL VALUE FACTOR ETF	0	2.139	2.139
**D	VANGUARD INVESTMENTS II COMMON CONTRACTUAL FUND	0	175.472	175.472
**D	VANGUARD INVESTMENTS COMMON CONTRACTUAL FUND	0	619.874	619.874
**D	VANGUARD FTSE DEVELOPED EUROPE INDEX ETF	0	17.315	17.315
**D	THE WELLINGTON TR CO NAT ASS MULT COLLECT INV F TRUST	0	781.961	781.961
**D	THE WELLINGTON TR CO, NA MULT ASS MULT COMM, ENDURING ASSETS PTF	0	1.180.874	1.180.874
**D	WELLINGTON TR CO NAT ASS MULT COM TR F TR DAILY END ASS PTF	0	780	780
**D	THE WELLINGTON TR CO NAT ASS MULT COLLECTIVE INV F TRUST II	0	1.275.313	1.275.313
**D	WELLS FARGO BK DECL OF TR EST INV FUNDS FOR EMPLOYEE BEN TR	0	123.875	123.875
**D	WELLS FARGO DIVERSIFIED INTERNATIONAL FUND	0	472.328	472.328
**D	WELLS FARGOMASTER TRUST DIVERSIFIED STOCK PORTFOLIO	0	79.600	79.600
**D	WELLS FARGO MASTER TRUST INTERNATIONAL VALUE PORTFOLIO	0	361.086	361.086
**D	WELLINGTON COMPOUND GROWTH, L.P.	0	1.706.600	1.706.600
**D	WISDOMTREE ISSUER PUBLIC LIMITED COMPANY	0	22.297	22.297
**D	WSIB INVESTMENTS (PUBLIC EQUITIES) POOLED FUND TRUST	0	86.620	86.620
**D	DIVERSIFIED MARKETS (2010) POOLED FUND TRUST	0	2.196.350	2.196.350
**D	WASHINGTON STATE INVESTMENT BOARD	0	132.815	132.815
**D	WISDOMTREE DYNAMIC CURRENCY HEDGED EUROPE EQUITY FUND	0	3.467	3.467
**D	WISDOMTREE DYNAMIC CURRENCY HEDGED INTRNL EQUITY FUND	0	252.437	252.437
**D	WISDOMTREE DEFA EQUITY INCOME FUND	0	320.239	320.239
**D	WISDOMTREE INTERNATIONAL EQUITY FUND	0	523.128	523.128
**D	WISDOMTREE GLOBAL HIGH DIVIDEND FUND	0	38.618	38.618

Azionisti: 2568 Teste: 10  
 Azionisti in proprio: 2 Azionisti in delega: 2566

LISTA ESITO DELLE VOTAZIONE  
 Oggetto: Autorizzazione acquisto e vendita azioni proprie

FAVOREVOLI

Badge	Ragione Sociale	Proprio	Delega	Totale
**D	WISDOMTREE INTERNATIONAL LARGE CAP DIVIDEND FUND	0	325.411	325.411
**D	WISDOMTREE GLOBAL EX-U.S. HEDGED DIVIDEND FUND	0	2.918	2.918
**D	NEW YORK STATE TEACHERS RETIREMENT SYSTEM	0	1.030.200	1.030.200
**D	NEW YORK STATE TEACHERS RETIREMENT SYSTEM	0	3.196.543	3.196.543
**D	PENSIENFONDS METAAL OFF	0	756.683	756.683
**D	PRUDENTIAL RETIREMENT INSURANCE & ANNUITY COMPANY	0	478.800	478.800
**D	PRUDENTIAL RETIREMENT INSURANCE & ANNUITY COMPANY	0	23.896	23.896
**D	PRUDENTIAL RETIREMENT INSURANCE & ANNUITY COMPANY	0	97.407	97.407
**D	WELLINGTON MANAGEMENT FUNDS (IRELAND) PLC	0	1.247.430	1.247.430
**D	MANULIFE ASSET MANAGEMENT INTERNATIONAL EQUITY INDEX POOLED F	0	196.459	196.459
**D	SWISS & GBL ASSET MNGMT AG ON BHLF OF ZUR INVEST INSTLT FNDS	0	294.076	294.076
**D	SS BK AND TRUST COMPANY INV FUNDS FOR TAXEXEMPT RETIREMENT PL	0	32.073.349	32.073.349
**D	SSGA RAFI DEVELOPED 1000 INDEX NON-LENDING COMMON TR F	0	14.777	14.777
**D	SSGA RAFE INDEX PLUS NON-LENDING COMMON TRUST FUND	0	30.108	30.108
**D	SSGA ACWI INTEGR ALPHA SELECT NON-LENDING QP COMMON TRUST F	0	45.446	45.446
**D	SSGA INTERNATIONAL ALPHA NON-LENDING QP COMMON TRUST FUND	0	213.451	213.451
**D	SSGA RUSSELL FD GL EX-US INDEX NONLENDING QP COMMON TRUST FUND	0	276.836	276.836
**D	SSGA FTSE RAFI DEVELOPED 1000 INDEX NON-LENDING COMMON TR F	0	296.656	296.656
**D	STATE STREET GLOBAL MANAGED VOL ALPHA NON-LENDING COM TRUST FD	0	54.376	54.376
**D	GSO ADGM III COMMON CONTRACTUAL FUND	0	763.624	763.624
**D	STATE STREET SP GLO INFRA INDEX NON-LENDING COMMON TRUST FUND	0	768.762	768.762
**D	SSGA MSCI EUROPE SCREENED INDEX NON-LENDING COMMON TRUST FUND	0	98.469	98.469
**D	MSCI EAFE PROV SCREENED INDEX NON - LENDING COMMON TR FUND	0	10.350	10.350
**D	THE AB PORTFOLIOS - AB TAX-MANAGED BALANCED WEALTH STRATEGY	0	104.826	104.826
**D	THE AB PORTFOLIOS - AB BALANCED WEALTH STRATEGY	0	14.574	14.574
**D	THE AB PORTFOLIOS - AB CONSERVATIVE WEALTH STRATEGY	0	141.020	141.020
**D	THE AB PORTFOLIOS-AB TAX-MANAGED WEALTH APPRECIATION STRATEGY	0	251.500	251.500
**D	PWM VERMOGENSMANDAT - DWS	0	10.858.483	10.858.483
**D	INVESTEC GLOBAL STRATEGY FUND	0	132.422	132.422
**D	GLOBAL ADVANTAGE FUNDS - MAJOR MARKET'S TEILFONDS	0	5.267.766	5.267.766
**D	STATE STREET GLOBAL ADVISORS LUXEMBOURG SICAV	0	12.000	12.000
**D	AXA WORLD FUNDS II	0	3.338.981	3.338.981
**D	AXA WORLD FUNDS	0	2.853.156	2.853.156
**D	ALLIANZ GLOBAL INVESTORS FUND	0	75.000	75.000
**D	RAS LUX FUND	0	34.842	34.842
**D	ALLIANZ SUISSE - STRATEGY FUND	0	167.306	167.306
**D	METALLRENTE FONDS PORTFOLIO	0	143.248	143.248
**D	ALLIANZ STIFTUNGSFONDS NACHHALTIGKEIT	0	157.197	157.197
**D	RP RENDITE PLUS	0	521.370	521.370
**D	BLACKROCK STRATEGIC FUNDS	0	655.587	655.587
**D	BLACKROCK GLOBAL INDEX FUNDS	0	26.602.244	26.602.244
**D	DB X--TRACKERS	0	832.107	832.107
**D	DEUTSCHE INVEST II	0	2.385.032	2.385.032
**D	DEUTSCHE INVEST I	0		

419

Azionisti in proprio: 2568 Teste: 10  
 Azionisti in delega: 2 Azionisti in delega: 2566



LISTA ESITO DELLE VOTAZIONE

Oggetto: Autorizzazione acquisto e vendita azioni proprie

FAVOREVOLI

Badge	Ragione Sociale	Proprio	Delega	Totale
**D	GOLDMAN SACHS FUNDS	0	5.714.158	5.714.158
**D	GOLDMAN SACHS FUNDS II	0	208.253	208.253
**D	GOLDMAN SACHS FUNDS II	0	73.786	73.786
**D	NEXTAM PARTNERS	0	45.048	45.048
**D	MFS MERIDIAN FUNDS	0	7.060.044	7.060.044
**D	KLEGER FUND I	0	24.729	24.729
**D	DB PRIVATMANDAT	0	377.228	377.228
**D	DEUTSCHE ASSET MNGM S.A. FOR VERM FLEXIBEL (80. / . TEILGESCH)	0	313.811	313.811
**D	DEUTSCHE ASSET MNGM S.A. FOR DWS VERMOEGENSMANDAT-DEFENSIV	0	149.015	149.015
**D	DEUTSCHE ASSET MNGM S.A. FOR DWS VERMOEGENSMANDAT-BALANCE	0	635.353	635.353
**D	DEUTSCHE ASSET MANAGEMENT S.A. FOR DEUTSCHE ESG EUROPEAN EQ	0	701.200	701.200
**D	DEUTSCHE ASSET MNGM S.A. FOR DWS ETOILE	0	25.286	25.286
**D	JULIUS BAER MULTISTOCK	0	2.193.898	2.193.898
**D	MULTILABEL SICAV	0	2.679.000	2.679.000
**D	MULTIFLEX SICAV	0	7.493	7.493
**D	GAM STAR (LUX)	0	548.467	548.467
**D	DEUTSCHE ASSET MNGM INV GMBH FOR VERMOEGENSMNGM RENDITE OP	0	1.169.994	1.169.994
**D	DEUTSCHE ASSET MNGM INV GMBH FOR ALBATROS FONDS OP	0	541.241	541.241
**D	DEUTSCHE AM INVESTMENT GMBH FOR DEUTSCHE AM LOWVOL EUROPE	0	47.301	47.301
**D	DEUTSCHE ASSET MNGM INV GMBH FOR E. ON AKTIENFONDS DWS	0	1.048.261	1.048.261
**D	DEUTSCHE ASSET MNGM INV GMBH FOR DWS VORSORGE AS (DYNAMIK)	0	75.000	75.000
**D	DEUTSCHE ASSET MNGM INV GMBH FOR DWS VORSORGE AS (FLEX)	0	230.303	230.303
**D	DEUTSCHE ASSET MNGM INV GMBH FOR DWS TOP EUROPE	0	95.646	95.646
**D	DEUTSCHE ASSET MNGM INV GMBH FOR OPPENHEIM DYNAMIC EUROPE BAL	0	3.007.330	3.007.330
**D	DEUTSCHE ASSET MNGM INV GMBH FOR OP STRATEGIEPORTFOLIO IV	0	103.064	103.064
**D	DEUTSCHE ASSET MNGM INV GMBH FOR SOP EUROLANDWERTE	0	126.949	126.949
**D	DEUTSCHE ASSET MNGM INV GMBH FOR MULTI-INDEX EQUITY FUND	0	319.345	319.345
**D	DEUTSCHE ASS MGMT INVEST. MIT TEILGESE. FOR FIX INC AND ALT	0	53.449	53.449
**D	MONETARY AUTHORITY OF SINGAPORE	0	162.755	162.755
**D	ISHARES MSCI ACWI ETF	0	1.933.700	1.933.700
**D	ISHARES MSCI ACWI EX US ETF	0	867.923	867.923
**D	ISHARES EUROPE ETF	0	776.221	776.221
**D	ISHARES MSCI EAFE ETF	0	2.424.320	2.424.320
**D	ISHARES MSCI EAFE VALUE ETF	0	39.213.412	39.213.412
**D	ISHARES GLOBAL UTILITIES ETF	0	5.505.686	5.505.686
**D	ISHARES MSCI EUROZONE ETF	0	957.716	957.716
**D	ISHARES MSCI ITALY CAPPED ETF	0	17.415.730	17.415.730
**D	ISHARES MSCI KOKUSAI ETF	0	13.594.510	13.594.510
**D	ISHARES GLOBAL INFRASTRUCTURE ETF	0	41.662	41.662
**D	ISHARES INTERNATIONAL SELECT DIVIDEND ETF	0	6.100.527	6.100.527
**D	BLACKROCK MSCI WORLD INDEX FUND OF BLACKROCK FUNDS	0	3.443.481	3.443.481
**D	BLACKROCK INST TRUST CO NA INV FUNDSFOR EMPLOYEE BENEFIT TR	0	114.469	114.469
**D		0	52.431.612	52.431.612

420

LISTA ESITO DELLE VOTAZIONE

Oggetto: Autorizzazione acquisto e vendita azioni proprie

FAVOREVOLI

Badge	Ragione Sociale	Proprio	Delega	Totale
**D	ISHARES CORE MSCI EAFE ETF	0	11.608.046	11.608.046
**D	ISHARES CORE MSCI TOTAL INTERNATIONAL STOCK ETF	0	1.753.340	1.753.340
**D	ISHARES MSCI INTERNATIONAL DEVELOPED ETF	0	11.248	11.248
**D	ISHARES MSCI WORLD ETF	0	84.746	84.746
**D	ISHARES CORE MSCI EAFE IMI INDEX ETF	0	338.281	338.281
**D	ISHARES MSCI EUROPE IMI INDEX ETF	0	123.863	123.863
**D	ISHARES CORE MSCI EUROPE ETF	0	1.460.820	1.460.820
**D	ISHARES MSCI EAFE ESG OPTIMIZED ETF	0	109.580	109.580
**D	ISHARES EDGE MSCI INTL VALUE FACTOR ETF	0	106.752	106.752
**D	ISHARES EDGE MSCI INTL SIZE FACTOR ETF	0	1.902	1.902
**D	ISHARES INTERNATIONAL FUNDAMENTAL INDEX ETF	0	186.245	186.245
**D	ISHARES GLOBAL MONTHLY DIVIDEND INDEX ETF (CAD-HEDGED)	0	48.231	48.231
**D	CONNECTICUT GENERAL LIFE INSURANCE COMPANY	0	32.594	32.594
**D	THRIFT SAVINGS PLAN	0	21.678.614	21.678.614
**D	BLACKROCK CDN MSCI EAFE EQUITY INDEX FUND	0	2.447.261	2.447.261
**D	CDN ACWI ALPHA TILTS FUND	0	100.529	100.529
**D	BLACKROCK CDN WORLD INDEX FUND	0	257.346	257.346
**D	BLACKROCK CDN MSCI EAFE INDEX PLUS FUND	0	57.333	57.333
**D	BLACKROCK INDEX FUNDS INC.-BLACKROCK INTERNATIONAL INDEX FUND	0	3.575.255	3.575.255
**D	BLACKROCK UTILITY AND INFRASTRUCTURE TRUST	0	2.947.617	2.947.617
**D	ACWI EX-US INDEX MASTER PORTFOLIO OF MASTER INVESTMENT PTF	0	425.427	425.427
**D	INTERNATIONAL TILTS MASTER PORTFOLIO OF MASTER INVESTMENT PTF	0	6.180	6.180
**D	RUSSELL DEVELOPED EX-U.S. LARGE CAP INDEX FUND B	0	60.398	60.398
**D	MSCI EQUITY INDEX FUND B-ITALY	0	12.928	12.928
**D	WORLD ALPHA TILTS NON-LENDABLE FUND B	0	11.917	11.917
**D	BGI MSCI EUROPE EQUITY INDEX FUND B	0	2.267.806	2.267.806
**D	BGI MSCI EAFE EQUITY INDEX NON-LENDABLE FUND B	0	2.278.030	2.278.030
**D	BGI MSCI EMU IMI INDEX FUND B	0	7.364	7.364
**D	BLACKROCK MSCI EUROPE EQUITY ESG SCREENED INDEX FUND B	0	7.735	7.735
**D	EUROPEX-CONTROVERSIAL WEAPONS EQUITY INDEX FUND B	0	826.215	826.215
**D	INTERNATIONAL ALPHA TILTS FUND B	0	403.561	403.561
**D	GLOBAL EX US ALPHA TILTS FUND B	0	8.562	8.562
**D	MASTER TRUST FOR CERTAIN TAX-QUAL BECHTEL RETIREMENT PLANS	0	289.312	289.312
**D	RUSSELL INVESTMENT COMPANY II PLC	0	2.922.775	2.922.775
**D	GLOBAL INTREPID - CANADA FUND	0	618.537	618.537
**D	MFS VARIABLE INSURANCE TRUST II - MFS GLOBAL RESEARCH PTF	0	64.779	64.779
**D	MFS RESEARCH INTERNATIONAL FUND	0	123.309	123.309
**D	MFS VARIABLE INSURANCE TRUST II - MFS RESEARCH INT PORTFOLIO	0	13.901.115	13.901.115
**D	IBM 401K PLUS PLAN	0	862.769	862.769
**D	DEPARTMENT OF STATE LANDS	0	1.311.676	1.311.676
**D	ALLIANCEBERNSTEIN COLLECTIVE INVESTMENT TRUST SERIES	0	408.924	408.924
**D	STATE OF ALASKA RETIREMENT AND BENEFITS PLANS	0	98.804	98.804
**D		0	207.696	207.696

421

LISTA ESITO DELLE VOTAZIONI

Oggetto: Autorizzazione acquisto e vendita azioni proprie

FAVOREVOLI

Badge	Ragione Sociale	Proprio	Delega	Totale
**D	DIGNITY HEALTH	0	397.420	397.420
**D	DIGNITY HEALTH RETIREMENT PLAN TRUST	0	437.107	437.107
**D	COLLEGE RETIREMENT EQUITIES FUND	0	9.535.529	9.535.529
**D	COLLEGE RETIREMENT EQUITIES FUND	0	1.045.215	1.045.215
**D	TIIA-CREE INTERNATIONAL EQUITY INDEX FUND	0	5.373.351	5.373.351
**D	MET INVESTOR SERIES TRUST-MFS RESEARCH INTERNATIONAL PTF	0	4.000.992	4.000.992
**D	CONAGRA FOODS MASTER PENSION TRUST	0	480.142	480.142
**D	PACE INTERNATIONAL EQUITY INVESTMENTS	0	1.929.324	1.929.324
**D	MERCY HEALTH	0	186.269	186.269
**D	BOSTON RETIREMENT SYSTEM	0	476.034	476.034
**D	VALIC COMPANY I - INTERNATIONAL EQUITIES FUND	0	549.725	549.725
**D	FONDATION LUCIE ET ANDRE CHAGNON	0	194.400	194.400
**D	METROPOLITAN SERIES FUND- MSCI EAFE INDEX PORTFOLIO	0	626.740	626.740
**D	STATE OF MINNESOTA	0	4.826.904	4.826.904
**D	ALAMEDA COUNTY EMPLOYEES' RETIREMENT ASSOCIATION	0	2.658.415	2.658.415
**D	MERCER NON-US CORE EQUITY FUND	0	975.027	975.027
**D	MERCER NON-US CORE EQUITY FUND	0	932.800	932.800
**D	JOHN HANCOCK INSURANCE COMPANY OF VERMONT	0	34.897	34.897
**D	MASSMUTUAL SELECT DIVERSIFIED INTERNATIONAL FUND	0	59.588	59.588
**D	SPDR MSCI ACWI EX-US ETF	0	473.830	473.830
**D	SPDR S&P GLOBAL INFRASTRUCTURE ETF	0	513.607	513.607
**D	SPDR S&P WORLD (EX-US) ETF	0	347.817	347.817
**D	SPDR S+P INTERNATIONAL UTILITIES SECTOR ETF	0	343.200	343.200
**D	CONSOLIDATED EDISON RETIREMENT PLAN	0	3.038.007	3.038.007
**D	MORGAN STANLEY INSTITUTIONAL FD TR - GLOBAL STRATEGIST PTF	0	59.837	59.837
**D	THE UNIVERSAL INST F INC - GLOBAL STRATEGIST PORTFOLIO	0	4.573	4.573
**D	ONTARIO TEACHERS PENSION PLAN BOARD	0	837.172	837.172
**D	UNIVERSAL INVESTMENT FUNDS	0	202.800	202.800
**D	SACRAMENTO COUNTY EMPLOYEES RETIREMENT SYSTEM	0	985.900	985.900
**D	PACIFIC SELECT FUND INTERNATIONAL VALUE PORTFOLIO	0	1.262.609	1.262.609
**D	WELLINGTON MGMT PTF KY-DIVERSIFIED INFLATION HEDGES PTF-Q INV	0	145.198	145.198
**D	MERCY HEALTH RETIREMENT TRUST	0	40.899	40.899
**D	MAJOR LEAGUE BASEBALL PLAYERS PENSION PLAN	0	328.500	328.500
**D	SPDR DJ EURO STOXX 50 ETF	0	8.988.586	8.988.586
**D	COMMON TRUST ITALY FUND	0	7.425.050	7.425.050
**D	WORLD INDEX OLUS SECURITIES LENDING COMMON TRUST FUND	0	73.464	73.464
**D	GE INVESTMENTS FUNDS, INC. - TOTAL RETURN FUND	0	251.900	251.900
**D	ISHARES II PUBLIC LIMITED COMPANY	0	33.950.055	33.950.055
**D	ISHARES PUBLIC LIMITED COMPANY	0	4.834.778	4.834.778
**D	ISHARES V PUBLIC LIMITED COMPANY	0	458.954	458.954
**D	ISHARES III PUBLIC LIMITED COMPANY	0	2.553.942	2.553.942
**D	ISHARES VI PUBLIC LIMITED COMPANY	0	345.383	345.383
**D	ISHARES IV PUBLIC LIMITED COMPANY	0	2.468.214	2.468.214

422

LISTA ESITO DELLE VOTAZIONE

Oggetto: Autorizzazione acquisto e vendita azioni proprie

FAVOREVOLI

Badge	Regione Sociale	Proprio	Delega	Totale
**D	ISHARES VII PLC	0	14.556.077	14.556.077
**D	AEN AMRO MULTI-MANAGER FUNDS	0	9.988.343	9.988.343
**D	BLACKROCK AM DE AG FOR ISHARES EURO STOXX 50 UCITS ETF (DE)	0	28.298.667	28.298.667
**D	BLACKROCK AM DE FOR ISHARES EURO STOXX UCITS ETF (DE)	0	3.019.934	3.019.934
**D	BLACKROCK AM DE FOR ISHES STOXX EUROPE LARGE 200 UCITS EFF (DE)	0	81.575	81.575
**D	BLACKROCK AM DE FOR ISHARES STOXX EUROPE 600 UCITS EFF (DE)	0	5.378.368	5.378.368
**D	ISHARES I INV MIT TGV F ISHS ST EUROPE 600 UTILITIES UCITS EFF	0	9.590.156	9.590.156
**D	BLACKROCK AM SCHWELZ AG OBO BIFS WORLD EX SWITZ EQ INDEX FUND	0	37.297	37.297
**D	AQR FUNDS- AQR STYLE PREMIA ALTERNATIVE FUND	0	6.615.063	6.615.063
**D	MAINSTAY 130/30 INTERNATIONAL FUND	0	1.035.122	1.035.122
**D	AQR FUNDS - AQR EQUITY MARKET NEUTRAL FUND	0	1.183.665	1.183.665
**D	AQR FUNDS- AQR STYLE PREMIA ALTERNATIVE LV FUND	0	329.683	329.683
**D	AQR FUNDS - AQR LONG SHORT EQUITY FUND	0	3.514.155	3.514.155
**D	AQR R.C. EQUITY AUSTRALIA FUND	0	9.329	9.329
**D	ARAB BANK FOR ECONOMIC DEVELOPMENT IN AFRICA	0	499.210	499.210
**D	MANAGED PENSION FUNDS LIMITED	0	6.636.154	6.636.154
**D	ABBEY LIFE ASSURANCE COMPANY LIMITED	0	1.351.910	1.351.910
**D	STATE STREET TRUSTEES LTD ATF ABERDEEN CAPITAL TRUST	0	297.225	297.225
**D	SCOTTISH WIDOWS INV SOLUTIONS F ICVC- EUROPEAN (EX UK) EQ FD	0	2.577.166	2.577.166
**D	LONDON BOROUGH OF TOWER HAMLETS PENSION FUND	0	174.349	174.349
**D	INVESTEC FUND MANAGERS SA LIMITED	0	19.081	19.081
**D	THE TRUSTEES OF CONOCOPHILLIPS PENSION PLAN	0	220.237	220.237
**D	BRUNEL INVESTMENT AGENCY	0	793.844	793.844
**D	FAMILY INVESTMENTS CHILD TRUST FUND	0	224.400	224.400
**D	FAMILY INVESTMENTS GLOBAL ICVC FAMILY BALANCED INT FUND	0	198.962	198.962
**D	NOTTINGHAMSHIRE COUNTY COUNCIL PENSION FUND	0	266.950	266.950
**D	HSBC AS TRUSTEE FOR SSGA EUROPE EX UK EQUITY TRACKER FUND	0	5.535.951	5.535.951
**D	BNY MELLON TR+DEP ATF ST. JAMES'S PLACE GLOBAL EQ UNIT TR	0	9.273.436	9.273.436
**D	FP RUSSELL ICVC - INTERNATIONAL GROWTH ASSETS FUND	0	119.113	119.113
**D	THE TRUSTEES OF STAGECOACH GROUP PENSION SCHEME	0	572.200	572.200
**D	THE TRUSTEES OF JOHNSON & JOHNSON UK GROUP RETIREMENT PLAN	0	46.313	46.313
**D	TRANSTNET RETIREMENT FUND	0	258.701	258.701
**D	TRANSPORT PENSION FUND	0	64.400	64.400
**D	OLD MUTUAL INVESTMENT GROUP (PTY) LTD	0	24.599	24.599
**D	OLD MUTUAL LIFE ASSURANCE COMPANY (SOUTH AFRICA) LIMITED	0	363.735	363.735
**D	FRIENDS LIFE LIMITED	0	226.931	226.931
**D	P+C INSTITUTIONAL INVESTMENT FUNDS ICVC- INST GLB EQ F	0	567.213	567.213
**D	STICHTING F AND C MULTI MANAGER EUROPEAN EQUITY ACTIVE	0	985.746	985.746
**D	STICHTING TRUST F AND C UNHEDGE	0	370.305	370.305
**D	FIRST STATE INVESTMENTS ICVC-FIRST STATE DIVERSIFIED GROWTH F	0	7.654	7.654
**D	THE TRUSTEES OF GOLDMAN SACHS UK RETIREMENT PLAN	0	14.405	14.405
**D	THE TRUSTEES OF THE KELLOGG BROWN AND ROOT (UK) LTD PENSION PL	0	85.800	85.800
**D	STICHTING PHILLIPS PENSIOENFONDS	0	953.390	953.390

423

LISTA ESITO DELLE VOTAZIONE

Oggetto: Autorizzazione acquisto e vendita azioni proprie

FAVOREVOLI

Badge	Ragione Sociale	Proprio	Delega	Totale
**D	NGAM INVESTMENT FUNDS U.K. ICVC - SEYOND FACT + EU EX UK EQ F	0	6.963	6.963
**D	GOVERNMENT INSTITUTIONS PENSION FUND	0	530.429	530.429
**D	THE TRUSTEES OF SAL PENSION SCHEME	0	53.870	53.870
**D	VANGUARD INV FDS ICVC-VANG FTSE DEV WOR LD EX - UK EQT IND FD	0	912.658	912.658
**D	VANGUARD INV F ICVC-VANGUARD FTSE DEV EUROPE EX-UK EQ INDEX F	0	1.979.382	1.979.382
**D	VANGUARD INV FUNDS ICVC-VANGUARD FTSE GLOB ALL CAP IND FUND	0	7.248	7.248
**D	SCOTTISH WIDOWS INV SOL F ICVC- FUNDAMENTAL INDEX GLOB EQ F	0	1.373.509	1.373.509
**D	STATE STREET GLOBAL INDEX PLUS TRUST	0	292.426	292.426
**D	RUSSELL INTERNATIONAL SHARES FUND	0	537.228	537.228
**D	RUSSELL GLOBAL OPPORTUNITIES FUND	0	2.039.699	2.039.699
**D	STATE STREET INTERNATIONAL EQUITIES INDEX TRUST	0	353.189	353.189
**D	SEDR S+P WORLD EX AUSTRALIA FUND	0	26.483	26.483
**D	AQR GLOBAL ENHANCED EQUITY FUND	0	405.174	405.174
**D	CHRISTIAN SUPER	0	59.659	59.659
**D	EAFTON VANCE (AUSTRALIA) HEXAVEST ALL-COUNTRY GL EQUITY FUND	0	87.455	87.455
**D	FIRST STATE SUPERANNUATION SCHEME	0	1.140.198	1.140.198
**D	FIRST STATE SUPERANNUATION SCHEME	0	1.980.214	1.980.214
**D	RUSSELL TAX EFFECTIVE GLOBAL SHARES FUND	0	558.238	558.238
**D	MERCY SUPER	0	49.900	49.900
**D	PINEBRIDGE GLOBAL DYNAMIC ASSET ALLOCATION FUND	0	341.513	341.513
**D	STATE STREET GLOBAL EQUITY FUND	0	267.238	267.238
**D	STATE STREET INT ROTS INDEX TRUST EX TOBACCO EX CONTR WEAPONS	0	49.578	49.578
**D	WESTPAC INTERNATIONAL SHARE INDEX TRUST	0	327.739	327.739
**D	GMO GLOBAL EQUITY TRUST	0	12.902	12.902
**D	STATE PUBLIC SECTOR SUPERANNUATION SCHEME	0	68.798	68.798
**D	STATE PUBLIC SECTOR SUPERANNUATION SCHEME	0	619.253	619.253
**D	STATE PUBLIC SECTOR SUPERANNUATION SCHEME	0	34.514	34.514
**D	STATE PUBLIC SECTOR SUPERANNUATION SCHEME	0	232.534	232.534
**D	PANAGORA DYNAMIC GLOBAL EQUITY FUND	0	302.584	302.584
**D	VFMC INTERNATIONAL EQUITY TRUST 1	0	100.843	100.843
**D	VFMC INTERNATIONAL EQUITY TRUST 2	0	184.189	184.189
**D	WORKERS COMPENSATION DUST DISEASES AUTHORITY	0	29.143	29.143
**D	CANADA PENSION PLAN INVESTMENT BOARD	0	89.623	89.623
**D	CANADA PENSION PLAN INVESTMENT BOARD	0	10	10
**D	THE TRUSTEES OF BP PENSION FUND	0	3.268.071	3.268.071
**D	INTERNATIONAL LP I	0	7.320	7.320
**D	CPPIB MAP CAYMAN SPC ACTING ON BEHALF OF AND FOR THE AMOUNT OF SEGREGATED PORTFOLIO DMAPLES CORPORATE SERVICES LTD	0	75.492	75.492
**D	IANSDOWNE DEVELOPED MARKETS MASTER FUND LIMITED	0	60.610	60.610
**D	THE AVI CHAI FOUNDATION	0	8.500	8.500
**D	AECOM DC RETIREMENT PLANS SMA MASTER TRUST	0	59.617	59.617
**D	ANNE RAY FOUNDATION	0	193.803	193.803
**D	BAE SYSTEMS PENSION FUNDS COMMON INVESTMENT FUND	0	1.478.737	1.478.737

424

## LISTA ESITO DELLE VOTAZIONI

Oggetto: Autorizzazione acquisto e vendita azioni proprie

## FAVOREVOLI

Badge	Ragione Sociale	Proprio	Delega	Totale
**D	CONTINENTAL AIRLINES, INC. PENSION MASTER TRUST	0	170.822	170.822
**D	COMBUSTION ENGINEERING 524(G) ASBESTOS FI TRUST	0	23.232	23.232
**D	CHURCH OF ENGLAND INVESTMENT FUND FOR PENSIONS	0	159.435	159.435
**D	THE NORTHERN TRUST COMPANY SUB-ADVISED COLLECTIVE FUNDS TRUST	0	4.719.683	4.719.683
**D	NORTHERN FUNDS INTERNATIONAL GROWTH EQUITY FUND	0	125.890	125.890
**D	ACORN 1998 TRUST	0	7.401	7.401
**D	FRANCISCAN ALLIANCE, INC.	0	436.398	436.398
**D	FORD MOTOR COMPANY DEFINED BENEFIT MASTER TRUST	0	323.548	323.548
**D	JTW TRUST NO. 3 UAD 9/19/02	0	40.707	40.707
**D	JTW TRUST NO. 1 UAD 9/19/02	0	23.997	23.997
**D	JTW TRUST NO. 4 UAD 9/19/02	0	52.574	52.574
**D	JTW TRUST NO. 2 UAD 9/19/02	0	28.836	28.836
**D	JOHCM INTERNATIONAL OPPORTUNITIES FUND	0	17.759	17.759
**D	MARGARET A. CARGILL FOUNDATION	0	145.685	145.685
**D	THE MAZENER FUND	0	494.846	494.846
**D	MICHIGAN CATHOLIC CONFERENCE MASTER PENSION TRUST	0	32.492	32.492
**D	ASCENSON HEALTHCARE MASTER PENSION TRUST	0	1.099.088	1.099.088
**D	NGEE ANN POLYTECHNIC	0	2.348	2.348
**D	THE TRUSTEES OF PARLIAMENTARY CONTRIBUTORY PENSION FUND	0	87.000	87.000
**D	NTCC COLLECTIVE FUNDS FOR EMPLOYEE BENEFIT TRUSTS	0	554.977	554.977
**D	SAMFORD UNIVERSITY PENSION PLAN TRUST	0	6.100	6.100
**D	SARASIN EQUISAR IILD FUND, A SUB FUND OF SARASIN FUNDS ICVC	0	140.000	140.000
**D	HRW TESTAMENTARY TRUST NO 3	0	19.837	19.837
**D	HRW TESTAMENTARY TRUST NO 1	0	74.837	74.837
**D	HRW TRUST NO 2 UAD 01/17/03	0	46.269	46.269
**D	HRW TESTAMENTARY TRUST NO. 10	0	57.366	57.366
**D	HRW TRUST NO 1 UAD 01/17/03	0	42.407	42.407
**D	WRIGLEY RETIREMENT PLAN	0	65.488	65.488
**D	WHEELS COMMON INVESTMENT FUND	0	208.097	208.097
**D	HRW TESTAMENTARY TRUST NO. 11	0	199.744	199.744
**D	HRW TESTAMENTARY TRUST NO 6	0	53.127	53.127
**D	HRW TESTAMENTARY TRUST NO 4	0	38.729	38.729
**D	HRW TESTAMENTARY TRUST NO. 9	0	32.492	32.492
**D	HRW TESTAMENTARY TRUST NO. 8	0	46.017	46.017
**D	HRW TESTAMENTARY TRUST NO 2	0	46.256	46.256
**D	HRW TESTAMENTARY TRUST NO. 7	0	32.139	32.139
**D	HRW TRUST NO 4 UAD 01/17/03	0	54.593	54.593
**D	HRW TESTAMENTARY TRUST NO 5	0	33.778	33.778
**D	HRW TESTAMENTARY TRUST NO. 12	0	32.649	32.649
**D	HRW TRUST NO 3 UAD 01/17/03	0	65.493	65.493
**D	TOWERS WATSON PENSION SCHEME	0	39.490	39.490
**D	GUIDESTONE FUNDS INTERNATIONAL EQUITY FUND	0	40.000	40.000
**D		0	1.577.192	1.577.192

LISTA ESITO DELLE VOTAZIONE

Oggetto: Autorizzazione acquisto e vendita azioni proprie

FAVOREVOLI

Badge	Ragione Sociale	Proprio	Delega	Totale
**D	GUIDESTONE FUNDS INTERNATIONAL EQUITY FUND	0	952.400	952.400
**D	BANK OF BOTSWANA	0	160.157	160.157
**D	BANK OF BOTSWANA	0	62.320	62.320
**D	CHEVRON MASTER PENSION TRUST	0	151.255	151.255
**D	CHEVRON MASTER PENSION TRUST	0	397.700	397.700
**D	CHEVRON MASTER PENSION TRUST	0	317.029	317.029
**D	CHEVRON UK PENSION PLAN	0	56.558	56.558
**D	CHEVRON UK PENSION PLAN	0	96.724	96.724
**D	CHEVRON UK PENSION PLAN	0	199.400	199.400
**D	CHEVRON UK PENSION PLAN	0	52.037	52.037
**D	DOW RETIREMENT GROUP TRUST	0	21.246	21.246
**D	DONNELLEY FINANCIAL PENSION TRUST	0	183.706	183.706
**D	A.I.DUPONT TESTAMENTARY TRUST	0	228.572	228.572
**D	GENERAL PENSION AND SOCIAL SECURITY AUTHORITY	0	652.750	652.750
**D	HSBC - NORTH AMERICA (U.S.) PENSION TRUST	0	228.738	228.738
**D	INVESTMENT MASTER TRUST OF EXELLS INC.	0	1.023.540	1.023.540
**D	KENT COUNTY COUNCIL SUPERANNUATION FUND	0	2.650.700	2.650.700
**D	LSV INTERNATIONAL VALUE EQUITY TRUST	0	351.900	351.900
**D	MARSH AND MCLENNAN MASTER RETIREMENT TRUST	0	416.003	416.003
**D	MARSH AND MCLENNAN MASTER RETIREMENT TRUST	0	85.140	85.140
**D	NISSAN NORTH AMERICA, INC. EMPLOYEE RETIREMENT PL MSTR TRUST	0	184.925	184.925
**D	PZENA VALUE GROUP TRUST	0	618.375	618.375
**D	PZENA VALUE GROUP TRUST	0	137.471	137.471
**D	SCHUMBERGER LIMITED MASTER PENSION TRUST	0	403.200	403.200
**D	STANISLAUS COUNTY EMPLOYEES' RETIREMENT ASSOCIATION	0	41.133	41.133
**D	STATES OF GUERNSEY SUPERANNUATION FUND	0	131.800	131.800
**D	SPRINT MASTER TRUST	0	64.502	64.502
**D	MS TR AGREE UN VAR EMPL BEN PL UNLL US INC & ITS SUB & AFF	0	8.923	8.923
**D	WILSHIRE INTERNATIONAL EQUITY FUND	0	12.198	12.198
**D	BEAT DRUGS FUND ASSOCIATION	0	1.196.526	1.196.526
**D	HOSPITAL AUTHORITY PROVIDENT FUND SCHEME	0	7.510.187	7.510.187
**D	HONG KONG SAR GOVERNMENT EXCHANGE FUND	0	1.914.175	1.914.175
**D	ASCENSION ALPHA FUND, LLC	0	14.884	14.884
**D	BUNTING INTERNATIONAL DEVELOPED EQUITY TE LLC	0	5.208	5.208
**D	CARROLL AVENUE PARTNERS LLC	0	187.992	187.992
**D	CARNELIAN INVESTMENT MANAGEMENT LLC	0	8.331	8.331
**D	CHESS INTERNATIONAL PROPERTIES, LTD.	0	50.623	50.623
**D	STATES OF JERSEY COMMON INVESTMENT FUND	0	112.287	112.287
**D	DOUBLE DIGIT CAGR LLC	0	47.720	47.720
**D	DELFINCO, LP	0	13.434	13.434
**D	DYNASTY INVEST, LTD	0	11.494	11.494
**D	DFI LP EQUITY (PASSIVE)	0	41.283	41.283
**D	SHY, LLC	0	78.377	78.377
**D	EVA VALLEY MAI LLC	0		

426

LISTA ESITO DELLE VOTAZIONE  
 Oggetto: Autorizzazione acquisto e vendita azioni proprie

FAVOREVOLI

Badge	Ragione Sociale	Proprio	Delega	Totale
**D	PYRAMIS GLOBAL EX U.S.INDEX FUND LP	0	827.012	827.012
**D	FUNDO DE PENSORS	0	77.155	77.155
**D	FUNDO DE PENSORS	0	258.556	258.556
**D	FS OVERLAY C - PARAMETRIC	0	11.391	11.391
**D	FOURTH AVENUE INVESTMENT COMPANY.	0	44.768	44.768
**D	FIDDLER PARTNERS LLC	0	6.907	6.907
**D	THE BUNTING FAM INT DEVELOPED EQUITY LIMITED LIABILITY CO	0	7.322	7.322
**D	GQG PARTNERS INTERNATIONAL EQUITY FUND-GQG PARTNERS SERIES LLC	0	801.420	801.420
**D	HASLAM FAMILY INVESTMENT PARTNERSHIP	0	2.276	2.276
**D	INTERVENTURE EQUITY INVESTMENTS LIMITED	0	118.551	118.551
**D	INTERVENTURE EQUITY INVESTMENTS LIMITED	0	323.000	323.000
**D	INTERNATIONAL EQUITY FUND	0	107.178	107.178
**D	THE JBUT MASTER INVESTMENT PARTNERSHIP LLP	0	12.340	12.340
**D	NTGI-QM COMMON DAILY EAFE INDEX FUND - NON LENDING	0	799.367	799.367
**D	LAKE AVENUE INVESTMENTS, LLC	0	156.281	156.281
**D	LEGAL & GENERAL MSCI EAFE FUND, LLC	0	321.481	321.481
**D	LEHMAN-STAMM FAMILY PARTNERS LLC	0	3.944	3.944
**D	LTV GROUP HOLDINGS, LLC	0	99.478	99.478
**D	LTV INVESTMENTS LLC	0	93.954	93.954
**D	LONA LLC	0	3.297	3.297
**D	LOY PARTNERSHIP, LLC	0	47.438	47.438
**D	MF INTERNATIONAL FUND LLC	0	15.300	15.300
**D	MONDRIAN INTERNATIONAL EQUITY ESG FUND L.P.	0	453.232	453.232
**D	MOUSSERENA, LP	0	888.424	888.424
**D	OHANA HOLDINGS, LLC	0	127.172	127.172
**D	OMEGA FFP LIMITED PARTNERSHIP	0	241.300	241.300
**D	CINDY SPRINGS, LLC	0	33.136	33.136
**D	NTGI-QM COMMON DAILY ALL COUNWD EX-US INV MKT INDEX F NONLEND	0	182.933	182.933
**D	RDM LIQUID LLC	0	200.699	200.699
**D	RED LIFE REINSURANCE SERVICES LIMITED AGREEMENT	0	146.024	146.024
**D	RAMI PARTNERS, LLC	0	865.000	865.000
**D	SENTINEL INTERNATIONAL FUND	0	132.736	132.736
**D	SENTINEL INTERNATIONAL TRUST	0	13.528	13.528
**D	SIM GLOBAL BALANCED TRUST.	0	93.919	93.919
**D	SILVER GROWTH FUND, LP	0	4.839	4.839
**D	GLOBAL BOND FUND	0	11.626	11.626
**D	FCM INTERNATIONAL LLC	0	168.321	168.321
**D	LSAAV, LLC	0	11.440	11.440
**D	K INVESTMENTS SH LIMITED	0	30.800	30.800
**D	LEGAL & GENERAL MSCI EAFE SL FUND, LLC	0	1.149.920	1.149.920
**D	LSV INTERNATIONAL VALUE EQUITY LP	0	270.152	270.152
**D	LSV INTERNATIONAL (AC) VALUE EQUITY FUND, LP	0	21.400	21.400
**D		0	1.611.600	1.611.600

427



LISTA ESITO DELLE VOTAZIONE

Oggetto: Autorizzazione acquisto e vendita azioni proprie

FAVOREVOLI

Badge	Ragione Sociale	Proprio	Delega	Totale
**D	NTGI-QM COMMON DAILY EAFE INDEX FUND - LENDING	0	577.892	577.892
**D	PZENA VALUE TRUST	0	181.495	181.495
**D	VALUEQUEST PARTNERS LLC	0	28.229	28.229
**D	PZENA INTERNATIONAL VALUE SERVICE	0	19.684	19.684
**D	NTGI - QM COMM DAILY ALL COUNTRY WD EX-US EQ INDEX F - LEND	0	334.234	334.234
**D	NTCC COLLECTIVE FUNDS FOR GRANTOR TRUSTS	0	73.267	73.267
**D	SANFORD C. BERNSTEIN & CO DBT INTERNATIONAL VALUE SERIES	0	155.090	155.090
**D	THE BERNSTEIN INT VALUE (UNHEDGED CAP-WEIGHTED) SER	0	93.190	93.190
**D	FOOD & AGRICULTURE ORGANISATION OF THE UNITED NATIONS.	0	255.301	255.301
**D	INTER AMERICAN DEVELOPMENT BANK STAFF RETIREMENT FUND	0	420.202	420.202
**D	SANABIL INTERNATIONAL INVESTMENTS COMPANY	0	237.900	237.900
**D	UNITED NATIONS JOINT STAFF PENSION FUND	0	9.974.337	9.974.337
**D	UNITED NATIONS, ON BEHALF OF UNITED NATIONS UNIVERSITY END F	0	52.300	52.300
**D	INTERNATIONAL MONETARY FUND STAFF RETIREMENT PLAN	0	56.500	56.500
**D	INTERNATIONAL MONETARY FUND STAFF RETIREMENT PLAN	0	39.738	39.738
**D	UNIT NAT RELIEF AND WORKS AG FOR PALEST REF IN THE NEAR EAST	0	249.909	249.909
**D	MONDRIAN INTERNATIONAL EQUITY FUND L.F.	0	19.301.659	19.301.659
**D	MONDRIAN ALL COUNTRIES WORLD EX-US EQUITY FUND LP	0	5.405.610	5.405.610
**D	NATIONAL COUNCIL FOR SOCIAL SECURITY FUND, P.R.C	0	198.758	198.758
**D	MARITIME AND PORT AUTHORITY OF SINGAPORE	0	366.199	366.199
**D	URBAN REDEVELOPMENT AUTHORITY	0	54.289	54.289
**D	NATIONAL COUNCIL FOR SOCIAL SECURITY FUND, P.R.C	0	2.023.444	2.023.444
**D	FIDELITY SALEM STREET TRUST: FIDELITY FLEX INTERN INDEX FUND	0	565	565
**D	FIDELITY SALEM STREET TRUST FIDELITY SERIES GLOBAL EX U.S. INDEX FUND	0	1.654.588	1.654.588
**D	HAGFORS LIMITED	0	95.178	95.178
**D	MICROSOFT GLOBAL FINANCE	0	27.074	27.074
**D	BLUE SKY GROUP	0	2.652.126	2.652.126
**D	BLUE SKY GROUP	0	33.847	33.847
**D	NEW ZEALAND SUPERANNUATION FUND	0	2.144.164	2.144.164
**D	COMMONWEALTH SUPERANN CORP ATF ARIA INVESTMENTS TR	0	668.184	668.184
**D	QIC INTERNATIONAL EQUITIES FUND	0	57.359	57.359
**D	QUEENSLAND INVESTMENT TRUST NO 2	0	256.014	256.014
**D	GOVERNMENT EMPLOYEES SUPERANNUATION BOARD	0	636.259	636.259
**D	GOVERNMENT EMPLOYEES SUPERANNUATION BOARD	0	139.525	139.525
**D	MERCER PASSIVE INTERNATIONAL SHARES FUND	0	164.704	164.704
**D	MERCER OSS TRUST	0	1.162.034	1.162.034
**D	CATERPILLAR INVESTMENT TRUST	0	518.461	518.461
**D	CATERPILLAR INC MASTER RETIREMENT TRUST	0	1.766.944	1.766.944
**D	CATERPILLAR INC. GROUP INSURANCE PLAN TRUST	0	123.685	123.685
**D	CHILDREN'S HEALTHCARE OF ATLANTA, INC.	0	591.178	591.178
**D	COVENANT HEALTH	0	62.500	62.500
**D	CSAA INSURANCE EXCHANGE	0	342.414	342.414
**D	THE CULLEN TRUST FOR HEALTH CARE	0	47.952	47.952

428

Azionisti: 2568 Teste: 10  
 Azionisti in proprio: 2 Azionisti in delega: 2566

LISTA ESITO DELLE VOTAZIONE  
 Oggetto: Autorizzazione acquisto e vendita azioni proprie

FAVOREVOLI

Badge	Ragione Sociale	Proprio	Delega	Totale
**D	CLEARWATER INTERNATIONAL FUND	0	99.381	99.381
**D	CULTURAL INSTITUTIONS PENSION PLAN TRUST	0	142.638	142.638
**D	DOMINION RESOURCES INC. MASTER TRUST	0	212.340	212.340
**D	EMERSON ELECTRIC CO. RETIREMENT MASTER TRUST	0	179.000	179.000
**D	FLORIDA COLLEGE SAVINGS PROGRAM	0	80.745	80.745
**D	HUBBELL INCORPORATED MASTER PENSION TRUST	0	11.312	11.312
**D	STATE OF IDAHO ENDOWMENT FUND INVESTMENT BOARD	0	533.490	533.490
**D	STATE OF IDAHO ENDOWMENT FUND INVESTMENT BOARD	0	22.352	22.352
**D	THE LEVERHULME TRUST	0	233.893	233.893
**D	MONDRIAN GROUP TRUST	0	2.061.843	2.061.843
**D	MSA PENSION PLAN	0	108.220	108.220
**D	MICHIGAN CATHOLIC CONFERENCE	0	11.995	11.995
**D	NORTHERN FUNDS - INTERNATIONAL EQUITY INDEX FUND	0	2.637.338	2.637.338
**D	UNION OF THE SIS OF THE BLESSED VIRGIN MARY-GEN	0	162.592	162.592
**D	OLIN PENSION PLANS MASTER RETIREMENT TRUST	0	159.914	159.914
**D	OREGON STATE UNIVERSITY FOUNDATION MASTER CUSTODY AGREEMENT	0	71.400	71.400
**D	PEPSICO, INC. MASTER TRUST	0	83.920	83.920
**D	MASTER TR AGREE BETWEEN PFIZER INC AND THE NORTHERN TR CO	0	2.462.389	2.462.389
**D	MASTER TR AGREE BETWEEN PFIZER INC AND THE NORTHERN TR CO	0	255.134	255.134
**D	PRESBYTERIAN CHURCH (USA) FOUNDATION	0	17.319	17.319
**D	NORTHERN TRUST GLOBAL INVESTMENTS COLLECTIVE FUNDS TRUST	0	15.474.160	15.474.160
**D	ST. JOSEPH HEALTH SYSTEM	0	25.695	25.695
**D	VOL EMPL BEN ASS OF THE NON-REPR EMPL OF SOUT CAL EDISON CO	0	24.960	24.960
**D	1999 VOL EMPL BEN ASS NON-REPR EMPL OF SOUT CAL EDISON CO	0	17.028	17.028
**D	SAMEFORD UNIVERSITY	0	5.532	5.532
**D	THE TRUSTEES OF THE HENRY SMITH CHARITY	0	254.591	254.591
**D	TRINITY COLLEGE CAMBRIDGE	0	56.565	56.565
**D	TYCO ELECTRONICS DEFINED BENEFIT PLANS MASTER TRUST	0	127.100	127.100
**D	GARRISON PROPERTY AND CASUALTY INSURANCE COMPANY	0	294.700	294.700
**D	HONEYWELL INTERNATIONAL INC MASTER RETIREMENT TRUST	0	1.402.045	1.402.045
**D	USAA MASTER TRUST (PENSION AND RSP)	0	16.854	16.854
**D	BANNER HEALTH	0	197.800	197.800
**D	CITY OF FRESNO RETIREMENT SYSTEMS	0	246.430	246.430
**D	CAMPBELL PENSION PLANS MASTER RETIREMENT TRUST	0	16.392	16.392
**D	THE COCA-COLA COMPANY MASTER RETIREMENT TRUST	0	735.000	735.000
**D	PUBLIC EMPLOYEES RETIREMENT ASSOCIATION OF COLORADO	0	6.883.832	6.883.832
**D	DUKE ENERGY CORPORATION MASTER RETIREMENT TRUST	0	613.200	613.200
**D	FRESNO COUNTY EMPLOYEES' RETIREMENT ASSOCIATION	0	281.749	281.749
**D	FLORIDA PREPAID COLLEGE PROGRAM	0	581.173	581.173
**D	STICHTING INSTITUUT GAK	0	67.198	67.198
**D	ILLINOIS MUNICIPAL RETIREMENT FUND	0	2.723.859	2.723.859
**D	CIVIL EMPL RET SYS OF THE POLICE DEP OF KANSAS CITY, MISSOURI	0	15.400	15.400
**D	POLICE RETIREMENT SYSTEM OF KANSAS CITY, MISSOURI	0	70.800	70.800

429

LISTA ESITO DELLE VOTAZIONE

Oggetto: Autorizzazione acquisto e vendita azioni proprie

FAVOREVOLI

Badge	Ragione Sociale	Proprio	Delega	Totale
**D	LOS ANGELES CITY EMPLOYEES RETIREMENT SYSTEM	0	2.485.801	2.485.801
**D	CITY OF LOS ANGELES FIRE AND POLICE PENSION PLAN	0	519.694	519.694
**D	LOCKHEED MARTIN CORPORATION MASTER RETIREMENT TRUST	0	454.614	454.614
**D	LOCKHEED MARTIN CORPORATION MASTER RETIREMENT TRUST	0	237.083	237.083
**D	MISSOURI LOCAL GOVERNMENT EMPLOYEES RETIREMENT SYSTEM	0	251.100	251.100
**D	NORTH DAKOTA STATE INVESTMENT BOARD	0	1.342.000	1.342.000
**D	OKLAHOMA PUBLIC EMPLOYEES RETIREMENT SYSTEM	0	2.048.826	2.048.826
**D	SAN FRANCISCO CITY & COUNTY EMPLOYEES' RETIREMENT SYSTEM	0	80.000	80.000
**D	SAN FRANCISCO CITY & COUNTY EMPLOYEES' RETIREMENT SYSTEM	0	1.492.500	1.492.500
**D	SAN FRANCISCO CITY & COUNTY EMPLOYEES' RETIREMENT SYSTEM	0	834.955	834.955
**D	SAN MATEO COUNTY EMPLOYEES' RETIREMENT ASSOCIATION	0	305.600	305.600
**D	FIRE AND POLICE PENSION FUND SAN ANTONIO	0	185.000	185.000
**D	SHRINERS HOSPITALS FOR CHILDREN	0	100.270	100.270
**D	CITY OF TALLAHASSEE	0	1.055.906	1.055.906
**D	TEACHERS' RETIREMENT SYSTEM OF OKLAHOMA	0	439.400	439.400
**D	UNION PACIFIC CORPORATION MASTER RETIREMENT TRUST	0	1.200.846	1.200.846
**D	UTAH STATE RETIREMENT SYSTEMS	0	2.184.700	2.184.700
**D	USAA CASUALTY INSURANCE COMPANY	0	585.100	585.100
**D	USAA GENERAL INDEMNITY COMPANY	0	586.800	586.800
**D	CATASTROPHE REINSURANCE COMPANY	0	159.864	159.864
**D	VAN ANDEL INSTITUTE	0	191.723	191.723
**D	WYOMING RETIREMENT SYSTEM	0	74.384	74.384
**D	FORD MOTOR COMPANY OF CANADA, LIMITED PENSION TRUST	0	143.345	143.345
**D	HSCB EUROPEAN FUND	0	502.741	502.741
**D	HSCB INTERNATIONAL EQUITY POOLED FUND	0	114.435	114.435
**D	HALIFAX REGIONAL MUNICIPALITY MASTER TRUST	0	35.474	35.474
**D	NAV CANADA PENSION PLAN	0	25.800	25.800
**D	OPSEU PENSION PLAN TRUST FUND	0	2.116.459	2.116.459
**D	FUTURE FUND BOARD OF GUARDIANS FOR AND ON BEHALF OF FUTURE F	0	672.628	672.628
**D	IBM DIVERSIFIED GLOBAL EQUITY FUND	0	73.461	73.461
**D	GARD COMMON CONTRACTUAL FUND	0	1.026.223	1.026.223
**D	SARASIN EQUISAR GLB THEMATIC F, A SUB F OF SARASIN F ICVC	0	5.812.893	5.812.893
**D	NEW IRELAND ASSURANCE COMPANY PLC	0	86.520	86.520
**D	NEW IRELAND ASSURANCE COMPANY PLC	0	44.256	44.256
**D	NATIONAL WESTMINSTER BANK PLC AS TRUSTEE OF KES STRAT INV F	0	2.703.513	2.703.513
**D	SARASIN GLOBAL HIGHER DIV FUND	0	306.572	306.572
**D	SARASIN EQ GLB THEM F (GBP HEDGED), A SUB FUND OF SARASIN F	0	995.046	995.046
**D	SARASIN GLB HIGHER DIVIDEND (GBP HEDGED)	0	645.858	645.858
**D	IAGAM GLOBAL EQUITY TRUST	0	534.755	534.755
**D	THE TRUSTEES OF THE BT PENSION SCHEME	0	321.225	321.225
**D	THE TRUSTEES OF CABLE & WIRELESS SUPERANNUATION FUND	0	1.061.968	1.061.968
**D	STICHTING HEINEKEN PENSIOENFONDS	0	235.823	235.823
**D	THE TRUSTEES OF IBM PENSION PLAN	0	68.843	68.843
**D	STICHTING PENSIOENFONDS IBM NEDERLAND	0		

430


## LISTA ESITO DELLE VOTAZIONE

Oggetto: Autorizzazione acquisto e vendita azioni proprie

## FAVOREVOLI

Badge	Ragione Sociale	Proprio	Delega	Totale
**D	STICHTING PENSIOENFONDS SAGITTARIUS	0	258.770	258.770
**D	STICHTING PENSIOENFONDS APF	0	755.338	755.338
**D	THE TRUSTEES OF CATERPILLAR PENSION PLAN	0	188.800	188.800
**D	THE TRUSTEES OF JAGUAR PENSION PLAN	0	138.087	138.087
**D	THE TRUSTEES OF LAND ROVER PENSION SCHEME	0	173.100	173.100
**D	THE TRUSTEES OF MICHELIN PENSION & LIFE ASSURANCE PLAN	0	77.544	77.544
**D	STAFFORDSHIRE COUNTY COUNCIL PENSION FUND	0	304.586	304.586
**D	STICHTING PENSIOENFONDS VAN DE METALEKTRO (PME)	0	3.404.319	3.404.319
**D	TYNE AND WEAR PENSION FUND	0	766.983	766.983
**D	MERSEYSIDE PENSION FUND	0	300.000	300.000
**D	HP INVEST COMMON CONTRACTUAL FUND	0	26.874	26.874
**D	HP INVEST COMMON CONTRACTUAL FUND	0	161.857	161.857
**D	HP INVEST COMMON CONTRACTUAL FUND	0	2.874.741	2.874.741
**D	NORTHERN TRUST UCITS COMMON CONTRACTUAL FUND	0	390.268	390.268
**D	COLONIAL FIRST STATE WHOLESALE INDEXED GLOBAL SHARE FUND	0	9.450	9.450
**D	COMMONWEALTH GLOBAL SHARE FUND 29	0	176.904	176.904
**D	WHITBREAD GROUP PENSION FUND	0	747.100	747.100
**D	UNITED SERVICES AUTOMOBILE ASSOCIATION	0	35.660	35.660
**D	HSBC UCITS COMMON CONTRACTUAL FUND	0	12.120	12.120
**D	KLEINWORT BENSON INVESTORS MASTER INVESTMENT FUND	0	140.000	140.000
**D	PREMIER ENERGY AND WATER TRUST PLC	0	167.000	167.000
**D	MUNICIPAL EMPLOYEES' ANNUITY AND BENEFIT FUND OF CHICAGO	0	82.750	82.750
**D	MUNICIPAL EMPLOYEES' ANNUITY AND BENEFIT FUND OF CHICAGO	0	60.000	60.000
**D	FP VERBATIM PORTFOLIO 5 INCOME FUND	0	22.180	22.180
**D	LEGAL & GENERAL EQUITY INDEX FUND	0	4.288.864	4.288.864
**D	NAT WEST BK AS TRUSTEE OF LEGAL & GENERAL EUROPEAN INDEX TR	0	391.410	391.410
**D	NAT WEST BK PLC AS TRUSTEE OF THE LEGAL & GENERAL INT IND TR	0	98.000	98.000
**D	PREMIER GLOBAL UTILITIES INCOME FUND	0	509.253	509.253
**D	PREMIER OPTIMUM INCOME FUND A SUB-FUND OF PREMIER FUNDS	0	58.153	58.153
**D	LEGAL & GENERAL ICAV	0	371.596	371.596
**D	SARASIN IE EQUISAR - GLOBAL THERMATIC (USD)	0	639.085	639.085
**D	SARASIN IE EQUISAR - GLOBAL THERMATIC FUND (GBP)	0	268.853	268.853
**D	SSGA GROSS ROLL UP UNIT TRUST	0	193.248	193.248
**D	KLEINWORT BENSON INVESTORS INSTITUTIONAL FUND PLC	0	670.426	670.426
**D	NORTHERN TRUST INVESTMENT FUNDS PUBLIC LIMITED COMPANY	0	358.325	358.325
**D	TT INTERNATIONAL FUNDS PLC	0	42.691	42.691
**D	LEGAL AND GENERAL AUTHORISED CONTRACTUAL SCHEME	0	107.221	107.221
**D	LEGAL & GENERAL AUTHORISED CONTRACTUAL SCHEME	0	4.287.156	4.287.156
**D	STATE TEACHERS RETIREMENT SYSTEM OF OHIO	0	830.969	830.969
**D	ILLINOIS STATE BOARD OF INVESTMENT	0	45.792	45.792
**D	BANCO NACIONAL DE PANAMA, ACTING AS TRUSTEE OF THE FIDEICOMISO DE FONDO DE AHORRO DE PANAMA	0	226.188	226.188
**D	STICHTING BEDRIJFST VOOR HET SCHOONMAAK EN GLAZ	0	546.748	546.748
**D	KOMMUNAL LANDSPENSJONSKASSE GJENSIDIG FORSIKRINGSSELSKAP	0	678.522	678.522
**D	ABU DHABI RETIREMENT PENSIONS AND BENEFITS FUND	0		

Pagina 59

Azionisti:  2568 Teste: 10  
 Azionisti in proprio: 2 Azionisti in delega: 2566

LISTA ESITO DELLE VOTAZIONE

Oggetto: Autorizzazione acquisto e vendita azioni proprie

FAVOREVOLI

Badge	Ragione Sociale	Proprio	Delega	Totale
**D	STICHTING BEDRIJFSTAKPENSIOENFONDS ZORGVERZEKERAAARS	0	256.300	256.300
**D	STICHTING DOUWE EGBERTS PENSIOENFONDS	0	282.250	282.250
**D	STICHTING BEDRIJFT VOOR HET BEROEPSVERVOER OVER DE WEG	0	2.932.495	2.932.495
**D	STICHTING DELA DEPOSITARY AND MANAGEMENT	0	1.227.843	1.227.843
**D	STICHTING PENSIOENFONDS ING	0	460.406	460.406
**D	VERDIPAPIRFONDET KLP AKSJEGLOBAL INDEX 1	0	946.958	946.958
**D	VERDIPAPIRFONDET KLP AKSJEEUROPA INDEKS 1	0	463.378	463.378
**D	VERDIPAPIRFONDET KLP AKSJEGLOBAL LAVBETA 1	0	2.603.704	2.603.704
**D	NORTHERN TRUST UCITS FGR FUND	0	1.583.349	1.583.349
**D	UNIVEST	0	1.623.819	1.623.819
**D	NORTH TR LUX CO I ITS CAP MNGM OF SCHLUM STAFF RET F FCP-SIF	0	167.791	167.791
**D	IPM EQUITY UMBRELLA FUND	0	85.135	85.135
**D	EURIZON CAPITAL SGR SPA - EURIZON RENDITA	0	72.997	72.997
**D	EURIZONCAPITAL SGR S.P.A. - EURIZON AZIONI AREA EURO	0	181.543	181.543
**D	EURIZON CAPITAL SGR SPA - EURIZON PROGETTO ITALIA 70	0	315.406	315.406
**D	EURIZONCAPITAL SGR S.P.A. - EURIZON AZIONI ITALIA	0	4.305.155	4.305.155
**D	EURIZON CAPITAL SGR SPA - EURIZON PROGETTO ITALIA 40	0	353.658	353.658
**D	EIS - MULTIASSET RISK OVERLAY	0	44.735	44.735
**D	EPF - ENHANCED CONSTANT RISK CONTRIBUTION	0	38.190	38.190
**D	EPF - EQUITY ITALY	0	992.004	992.004
**D	EPF - EURO Q-EQUITY	0	126.860	126.860
**D	EPF - Q-FLEXIBLE	0	566.071	566.071
**D	ROSSINI - AZIONARIO EURO	0	4.020	4.020
**D	ROSSINI - BILANCIATO	0	1.198	1.198
**D	EUR - EQUITY EUROPE LTE	0	691.200	691.200
**D	EUR - EQUITY EURO LTE	0	256.865	256.865
**D	EUR - EQUITY ITALY SMART VOLATILITY	0	526.571	526.571
**D	ISE - VALORE CEDOLA GLOBALE - 02/2015	0	251.776	251.776
**D	ISE - VALORE CEDOLA GLOBALE - 04/2015	0	107.388	107.388
**D	ISE - GLOBAL DYNAMIC MULTITRENDER - 06/2015	0	52.847	52.847
**D	ISE - VALORE CEDOLA GLOBALE - 07/2015	0	60.968	60.968
**D	ISE - VALORE CEDOLA GLOBALE - 09/2015	0	61.099	61.099
**D	ISE - GLOBAL INCOME MULTITRENDER - 09/2015	0	142.189	142.189
**D	ISE - MULTIASSET CEDOLA GLOBALE - 12/2015	0	244.958	244.958
**D	ISE - DYNAMIC INCOME MULTITRENDER - 01/2016	0	31.663	31.663
**D	ISE - MULTIASSET CEDOLA GLOBALE - 02/2016	0	263.643	263.643
**D	ISE - MULTIASSET ABSOLUTE 3 ANNI - 04/2016	0	81.909	81.909
**D	ISE - MULTIASSET ABSOLUTE 3 ANNI - 07/2016	0	70.151	70.151
**D	EPF - ABSOLUTE Q-MULTISTRATEGY	0	12.037	12.037
**D	AMUNDI SIF EUROPEAN EQUITY INDEX FUND	0	22.697	22.697
**D	FONDACO ROMA EURO BALANCED CORE	0	3.185	3.185
**D	OPCVM SEYOND EQUITY FACTOR INVESTING EURO	0	141.309	141.309
**D	NATIXIS EURO VALUE EQUITY	0	239.557	239.557

632

Azionisti: 10  
 Azionisti in proprio: 2  
 Azionisti in delega: 2566  
 Teste: 10

## LISTA ESITO DELLE VOTAZIONE

Oggetto: Autorizzazione acquisto e vendita azioni proprie

## FAVOREVOLI

Badge	Ragione Sociale	Proprio	Delega	Totale
**D	CNP ASSURANCES SA	0	8.104.840	8.104.840
**D	FCP EDMOND DE ROTHSCHILD EURO SRI	0	224.000	224.000
**D	IBM FRANCE	0	139.157	139.157
**D	FCP HAMELIN DIVERSIFIE FLEX II	0	14.112	14.112
**D	AA FORTIS TACTIQUE	0	752.834	752.834
**D	A.A. - BNP PAM -ISR	0	1.067.170	1.067.170
**D	FCP CARPINKO EUROPE	0	330.774	330.774
**D	FCP AMUNDI PULSACTIONS	0	1.164.592	1.164.592
**D	FCP RSI EURO P	0	1.704.926	1.704.926
**D	EPARGNE PRUDENCE THALES	0	111.355	111.355
**D	FCPE AMUNDI LABEL EQUILIBRE	0	78.140	78.140
**D	EVIAN A EQUILIBRE	0	20.408	20.408
**D	L.S. DYNAMIQUE	0	13.473	13.473
**D	N I RENDEMENT USINOR	0	28.119	28.119
**D	VOCATION MARCHE ARIANESPACE CONSEIL DE SURVEILLANCE DU FCP	0	9.645	9.645
**D	FCPE AMUNDI LABEL PRUDENCE	0	49.773	49.773
**D	FCPE AMUNDI LABEL DYNAMIQUE	0	71.002	71.002
**D	IV CHALLENGE	0	86.642	86.642
**D	FCP A.A. - GROUPAMA - ISR	0	680.000	680.000
**D	ADPACTIONS	0	13.162	13.162
**D	ADPARGNE	0	8.955	8.955
**D	FCP FDRN AMUNDI	0	210.831	210.831
**D	ARRCO LONG TERME D ACTIONS	0	710.541	710.541
**D	FCP CRN SOGE ACTIONS	0	217.646	217.646
**D	CARP - INDO	0	576.857	576.857
**D	FCP TONI ACTIONS 100	0	462.045	462.045
**D	FCP VIVACCIO ACTIONS	0	1.957.301	1.957.301
**D	LBPAM ACTIONS INDICE	0	1.930.610	1.930.610
**D	LBPAM PROFIL 80 PEA	0	537.509	537.509
**D	LBPAM PROFIL 100	0	312.062	312.062
**D	EGEPARGNE ACTIONS ISR-ACTIONS INTER	0	100.000	100.000
**D	FCP ICARE	0	165.432	165.432
**D	LBPAM ACTIONS DIVIDENDES EUROPE	0	2.816.723	2.816.723
**D	FCPE TECHNIP DYNAMIQUE	0	42.645	42.645
**D	FCPE TECHNIP EQUILIBRE	0	43.364	43.364
**D	AGIRA RETRAITE DIVERSIFIE	0	186.681	186.681
**D	LA BANQUE POSTALE ASSET MANAGEMENT	0	267.681	267.681
**D	FCP CAVEC GROUPAMA DIVERSIFIE	0	160.397	160.397
**D	FCP BERRI ACTIONS	0	79.964	79.964
**D	FCP PORT ROYAL EQUILIBRE	0	125.905	125.905
**D	VILLIERS ALTO	0	223.084	223.084
**D	ARJA	0	7.766	7.766
**D	FCP AMUNDI HORIZON	0	1.736.743	1.736.743

Azionisti:  
Azionisti in proprio: 2Teste:  
Azionisti in delega: 210  
2566

Pagina 61

## LISTA ESITO DELLE VOTAZIONE

Oggetto: Autorizzazione acquisto e vendita azioni proprie

## FAVOREVOLI

Badge	Ragione Sociale	Proprio	Delega	Totale
**D	PREDICA ISR EUROPE	0	16.398	16.398
**D	LBP INDEX EURO PEA 90 SEPTEMBRE2021	0	39.046	39.046
**D	GRD20	0	942.077	942.077
**D	PREDIQUANT A2 - DIVIDENDES EURO	0	1.253.486	1.253.486
**D	PREDIQUANT A2 ACTIONS EUROPE	0	2.930.168	2.930.168
**D	GRD 18 ACTIONS	0	206.445	206.445
**D	FCP LBP EUROCAP PEA 90 NOVEMBRE2021	0	34.613	34.613
**D	GRD 12 ACTIONS	0	382.184	382.184
**D	GROUPAMA ASSET MANAGEMENT	0	642.603	642.603
**D	LBPAM STRATEGIE PEA 1	0	316.323	316.323
**D	FCP PORTFOLIO ICR ACTIONS	0	108.134	108.134
**D	FCP BOURBON 4	0	179.866	179.866
**D	UNIVERS CNP 1	0	441.860	441.860
**D	FC CARPINKO	0	301.369	301.369
**D	CNP ACP ACTIONS LT	0	61.233	61.233
**D	CONCORDE 96	0	174.576	174.576
**D	FCP NATIXIS IONIS	0	52.271	52.271
**D	FCP ECUREUIL PROFIL 90	0	2.349.595	2.349.595
**D	FCP CNP GGR	0	16.256	16.256
**D	FCP NATEXIS PERFORMANCE 9	0	149.951	149.951
**D	FCP ABP PERP	0	209.520	209.520
**D	FCP RSRC DIVERSIFIE	0	796.959	796.959
**D	CARBP DIVERSIFIE	0	388.853	388.853
**D	FCP RL PREVOYANCE	0	190.184	190.184
**D	FCPE NATIXIS ES ACTIONS EURO	0	438.455	438.455
**D	FCPE IBM FRANCE F	0	99.710	99.710
**D	DUGUAY ACTIONS EUROPE	0	133.532	133.532
**D	FCP ERISA DIVERSIFIE 2	0	495.000	495.000
**D	FCP FONDATION EUROPE	0	200.000	200.000
**D	SICAV EPARGNE ETHIQUE ACTIONS	0	184.000	184.000
**D	SICAV CHOIX SOLIDAIRE	0	122.089	122.089
**D	FCP ECOFI FLEXIBLE	0	33.822	33.822
**D	MEDI ACTIONS	0	1.500.000	1.500.000
**D	FCP MEDI ACTIONS EURO	0	180.000	180.000
**D	FCP AMUNDI ACTIONS EUROPE ISR	0	103.642	103.642
**D	FCP AMUNDI RENDEMENT PLUS	0	250.881	250.881
**D	SICAV AMUNDI ACTIONS EURO ISR	0	531.970	531.970
**D	HARMO PLACEMENT 2	0	274.939	274.939
**D	ASSURDIX	0	979.263	979.263
**D	FCPE AMUNDI RESA ACTIONS EURO	0	619.212	619.212
**D	ATOUT MODERATIONS	0	360.037	360.037
**D	FCP CPR CONSOMMATEUR ACTIONNAIRE	0	95.826	95.826
**D	FCPE AMUNDI RESA ESG ACTIONS EURO	0	558.581	558.581

LISTA ESITO DELLE VOTAZIONE  
 Oggetto: Autorizzazione acquisto e vendita azioni proprie

FAVOREVOLI

Badge	Ragione Sociale	Proprio	Delega	Totale
**D	FCP CNP ASSUR EUROPE NEUFLIZE OBC	0	400.000	400.000
**D	CPR EURO HIGH DIVIDEND	0	368.042	368.042
**D	CPR GLOBAL EQUITY ALL REGIME	0	117.209	117.209
**D	FCPE AMUNDI PREM PATRIMOINE	0	132.376	132.376
**D	CPR EUROLAND	0	2.358.830	2.358.830
**D	AMUNDI ETF EURO STOXX 50 UCITS ETF DR	0	7.013.120	7.013.120
**D	FCP CPR ACTIVE EUROPE	0	225.970	225.970
**D	FCP AMUNDI ETF MSCI EUROPE EX EMU PEA UCITS ETF	0	2.952.746	2.952.746
**D	FCP CPR PROGRES DURABLE EUROPE	0	30.733	30.733
**D	PREDIQUANT EURO CROISSANCE A2	0	138.785	138.785
**D	FCP BFT EUROPE DIVIDENDES	0	330.000	330.000
**D	AMUNDI PATRIMOINE	0	384.317	384.317
**D	SICAV EURO CAPITAL DURABLE	0	800.000	800.000
**D	FCP GROUPAMA EURO STOCK	0	229.700	229.700
**D	SICAV MONDE GAN	0	77.564	77.564
**D	FCP FEDERAL ACTIONS RENDEMENT	0	450.000	450.000
**D	FEDERAL CONVICTION ISR EURO	0	1.600.000	1.600.000
**D	FCP FEDERAL CROISSANCE	0	476.000	476.000
**D	FCP FEDERAL OPTIMAL	0	428.000	428.000
**D	ATOUT EUROPE HAUT RENDEMENT	0	53.091	53.091
**D	ATOUT EUROPE SMART BETA	0	118.398	118.398
**D	FDC A2 POCHE TITRES	0	233.931	233.931
**D	AMUNDI ACTIONS INTLES WORLD PL	0	11.921	11.921
**D	ATOUT EUROLAND HAUT RENDEMENT	0	788.238	788.238
**D	ATOUT EUROLAND MIN VAR	0	417.739	417.739
**D	LCL ACTIONS EURO HAUT RENDEMENT	0	468.692	468.692
**D	LCL ACTIONS EURO MIN VAR	0	244.099	244.099
**D	LCL ACTIONS EUROPE SMART BETA	0	39.469	39.469
**D	LCL ACTIONS EUROPE MAX DIV.	0	37.392	37.392
**D	FCP ENERGIES RENOUVELABLES	0	30.000	30.000
**D	PALATINE MEDITERRANEA SICAV	0	30.000	30.000
**D	AMUNDI ACTIONS INTERNATIONALES DYNAMIC RISK FACTOR	0	3.839	3.839
**D	CROISSANCE DIVERSIFIEE	0	18.192	18.192
**D	IXIS EURO ACTIONS	0	1.917.832	1.917.832
**D	FCP ECUREUIL PROFIL 75	0	994.504	994.504
**D	NATIXIS ACITONS EUROPE RENDEMENT	0	222.159	222.159
**D	CNP ASSUR VALEURS	0	60.780	60.780
**D	NATIXIS ACTIONS EUROPE SECTEURS	0	101.430	101.430
**D	FCP HSBC DYNAMFLEXIBLE	0	183.304	183.304
**D	FCP HSBC ACTIONS EUROPE	0	1.862.901	1.862.901
**D	FCP HSBC ACTIONS MONDE	0	181.580	181.580
**D	HSBC ACTIONS DEVELOPPEMENT DURAB	0	999.002	999.002
**D	ECOFI ACTIONS SCR	0	65.506	65.506

435



## LISTA ESITO DELLE VOTAZIONE

Oggetto: Autorizzazione acquisto e vendita azioni proprie

## FAVOREVOLI

Badge	Ragione Sociale	Proprio	Delega	Totale
**D	AMUNDI FUNDS EQUITY EUROPE MINIMUM VARIANCE	0	1.400.871	1.400.871
**D	AMUNDI LUXEMBOURG SA	0	100.000	100.000
**D	AMUNDI FUNDS EQUITY EURO RISK PARITY	0	854.743	854.743
**D	STG PFDS CORP EXPRESS MANDAAT ALLIANCE CAPITA	0	51.257	51.257
**D	STICHTING BEDRIJFSPENSIOENFONDSVOOR DE LANDBOUW MANDAAT BLACKRO	0	2.956.244	2.956.244
**D	STG PFDS V.D. GRAFISCHE	0	2.823.252	2.823.252
**D	STG PFDS AHOLD	0	372.270	372.270
**D	ST. SPOORWEGPFDS MANDAAT BLACKROCK	0	111.993	111.993
**D	STICHTING PENSIOENFONDS OPENBAAR VERVOER	0	48.167	48.167
**D	BEL	0	2.687.222	2.687.222
**D	STG PFDS ACHMEA MANDAAT BLACKROCK	0	398.277	398.277
**D	STG BEDRIJFSTAKPFDS V H	0	96.272	96.272
**D	STG BPF VD DETAILHANDEL MND BLACKROCK MSCI EMEA	0	1.334.049	1.334.049
**D	ST BEW S.A. BEL.POOLS GLOB.EQ. FACTOR FUND	0	271.950	271.950
**D	PEPTELAAAR EFFECTENBEW. INZ. SNSRESP. IND. FND	0	1.310.859	1.310.859
**D	AMUNDI INDEX SOLUTIONS	0	1.422.281	1.422.281
**D	BRIDGEWATER PURE ALPHA TRADING COMPANY II, LTD	0	18.242.169	18.242.169
**D	RUSSELL OVERSEAS EQUITY FUND .	0	267.700	267.700
**D	RUSSELL OVERSEAS EQUITY FUND .	0	133.783	133.783
**D	RUSSELL OVERSEAS EQUITY FUND .	0	214.659	214.659
**D	RUSSELL OVERSEAS EQUITY FUND .	0	230.700	230.700
**D	RUSSELL OVERSEAS EQUITY FUND .	0	44.274	44.274
**D	RUSSELL GLOBAL EQUITY FUND .	0	318.400	318.400
**D	RUSSELL OVERSEAS EQUITY FUND .	0	1.138.179	1.138.179
**D	RUSSELL GLOBAL EQUITY FUND .	0	148.701	148.701
**D	RUSSELL GLOBAL EQUITY FUND .	0	284.238	284.238
**D	AGF EUROPEAN EQUITY FUND	0	75.800	75.800
**D	HARMONY OVERSEAS EQUITY POOL	0	499.904	499.904
**D	AGF ALL WORLD TAX ADVANTAGE GROUP LIMITED	0	200.629	200.629
**D	EAFE EQUITY FUND .	0	153.441	153.441
**D	BRUCE POWER PENSION PLAN	0	247.223	247.223
**D	THE CANADA LIFE ASSURANCE COMPANY	0	859.300	859.300
**D	COLLEGES OF APPLIED ARTS AND TECHNOLOGY PENSION P	0	1.207.430	1.207.430
**D	COLLEGES OF APPLIED ARTS AND TECHNOLOGY PENSION P	0	90.976	90.976
**D	THE CANADIAN MEDICAL PROTECTIVE ASSOCIATION	0	367.833	367.833
**D	ONTARIO POWER GENERATION INC .	0	6.084.308	6.084.308
**D	BNY MELLON EMPLOYEE BENEFIT COLLECTIVE INVESTMENT FUND PLAN	0	105.681	105.681
**D	THE ROYAL INST FOR THE ADVANCEMENT OF LEARNING MCGILL UNIVERSITY	0	300.702	300.702
**D	BMO MONTHLY INCOME FUND	0	130.169	130.169
**D	BMO GLOBAL INFRASTRUCTURE FUND	0	67.635	67.635
**D	FRONTIERS INTERNATIONAL EQUITY POOL	0	201.256	201.256
**D	THE GREAT-WEST LIFE ASSURANCE COMPANY	0	142.993	142.993
**D	BOSTON COMPANY INC POOLED EMPLOYEE FUNDS INTL CORE EQUITY FD II	0	8.237	8.237
**D	COUNSEL DEFENSIVE GLOBAL EQUITY	0		

Azionisti:  
Azionisti in proprio:

2568

Teste:  
Azionisti in delega:10  
2566

LISTA ESITO DELLE VOTAZIONE

Oggetto: Autorizzazione acquisto e vendita azioni proprie

FAVOREVOLI

Badge	Ragione Sociale	Proprio	Delega	Totale
**D	IMPERIAL TOBACCO PENSION INVESTMENT TRUST FUND	0	227.816	227.816
**D	IUOE LOCAL 793 MEMBERS PENSION BENEFIT TRUST OF ONTARIO	0	269.666	269.666
**D	BMO MSCI EAFE INDEX ETF	0	703.825	703.825
**D	LUCENT TECHNOLOGIES INC. DEFINED CONTRIBUTION PLAN MASTER TRUST	0	201.190	201.190
**D	LONDON LIFE INSURANCE COMPANY	0	2.356.082	2.356.082
**D	GLOBAL INFRASTRUCTURE EQUITY FUND LONDON CAPITAL	0	70.184	70.184
**D	GLOBAL INFRASTRUCTURE EQUITY FUND LONDON CAPITAL	0	17.482	17.482
**D	U.S. AND INTERNATIONAL SPECIALTY CLASS	0	92.464	92.464
**D	MCGILL UNIVERSITY PENSION FUND	0	1.391.144	1.391.144
**D	ONTARIO PENSION BOARD	0	30.081	30.081
**D	RENAISSANCE GLOBAL EQUITY PRIVATE POOL	0	336.300	336.300
**D	RENAISSANCE REAL ASSETS PRIVATE POOL	0	558.517	558.517
**D	STATE OF WISCONSIN INVESTMENT BOARD	0	4.158.226	4.158.226
**D	STATE OF WISCONSIN INVESTMENT BOARD	0	3.739.814	3.739.814
**D	STATE OF WISCONSIN INVESTMENT BOARD	0	767.092	767.092
**D	STATE OF WISCONSIN INVESTMENT BOARD	0	1.789.840	1.789.840
**D	TD EMERALD INTERNATIONAL EQUITY INDEX FUND	0	251.036	251.036
**D	DUKE UNIVERSITY	0	53.547	53.547
**D	TD EUROPEAN INDEX FUND	0	2.354	2.354
**D	TD INTERNATIONAL EQUITY INDEX ETF	0	6.863.850	6.863.850
**D	PUBLIC SECTOR PENSION INVESTMENT BOARD	0	142.474	142.474
**D	THE BOSTON COMPANY PRIVATE TRUST THE INTERNATIONAL EQ	0	211.404	211.404
**D	TORSTAR MASTER TRUST FUND	0	14.083	14.083
**D	TEACHERS' RETIREMENT ALLOWANCES FUND	0	2.322.900	2.322.900
**D	IMPERIAL INTERNATIONAL EQUITY POOL	0	214.481	214.481
**D	IMPERIAL INTERNATIONAL EQUITY POOL	0	107.170	107.170
**D	IMPERIAL INTERNATIONAL EQUITY POOL	0	1.532.266	1.532.266
**D	IMPERIAL GLOBAL EQUITY INCOME POOL	0	112.800	112.800
**D	IMPERIAL OVERSEAS EQUITY POOL	0	467.857	467.857
**D	ONTARIO POWER GENERATION INC.	0	218.300	218.300
**D	UNIVERSITY OF GUELPH FOREIGN PROPERTY TRUST	0	70.900	70.900
**D	UNIVERSITY OF GUELPH	0	77.700	77.700
**D	WOODBRIIDGE INVESTMENTS CORPORATION	0	392.073	392.073
**D	WINDWISE MSCI EAFE INDEX NON-LENDING, FUND FOR EXEMPT ORG.	0	3.049	3.049
**D	STEWARDSHIP FOUNDATION	0	110.731	110.731
**D	CIBC INTERNATIONAL INDEX FUND	0	44.164	44.164
**D	CIBC EUROPEAN INDEX FUND	0	114.093	114.093
**D	CIBC POOLED INTERNATIONAL EQUITY INDEX FUND	0	379.600	379.600
**D	YORK UNIVERSITY PENSION FUND	0	95.899	95.899
**D	RENAISSANCE GLOBAL VALUE FUND	0	6.057	6.057
**D	DEBORAH LOEB BRICE	0	10.824	10.824
**D	ALAMOSA LLC	0	495.517	495.517
**D	CF INTERNATIONAL STOCK INDEX FUND ONE	0	554.392	554.392
**D	DT INTERNATIONAL STOCK INDEX FUND ONE	0		

437

LISTA ESITO DELLE VOTAZIONE

Oggetto: Autorizzazione acquisto e vendita azioni proprie

FAVOREVOLI

Badge	Ragione Sociale	Proprio	Delega	Totale
**D	CERVURITE INTERNATIONAL LLC .	0	199.601	199.601
**D	MRANIC II LLC .	0	8.406	8.406
**D	R.K. MELLON INTERNATIONAL FUND.	0	299.995	299.995
**D	1975 IRREVOCABLE TRUST OF CD WEYERHAUSER	0	2.814	2.814
**D	1973 IRREVOCABLE TRUST OF CD WEYERHAUSER	0	1.146	1.146
**D	SINGLE SELECT INVEST MONCEAU ACTION	0	150.000	150.000
**D	FORUM ONE	0	565.800	565.800
**D	FONDAZIONE ROMA SIF	0	400.997	400.997
**D	LEGG MASON GLOBAL INFRASTRUCTURE ETF	0	15.777	15.777
**D	JFMORGAN FUNDS (IRELAND) ICAV	0	4.194	4.194

Totale voti 5.860.260.303

Percentuale votanti % 98,961390

Percentuale Capitale % 57,641829

438

Azionisti: 5  
 Azionisti in proprio: 2  
 Azionisti in delega: 2.566

10  
 2.566

Assemblea Ordinaria del 04 maggio 2017ESITO VOTAZIONE

Oggetto : **Determinazione numero componenti CdA**

**Hanno partecipato alla votazione:**

-n° 2.743 azionisti,

portatori di n° 5.976.113.829 azioni ordinarie, tutte ammesse al voto,

pari al 58,781371% del capitale sociale.

**Hanno votato:**

		% su Azioni Ordinarie Ammesse al voto
Favorevoli	5.938.868.383	99,376761
Contrari	2.814.170	0,047090
SubTotale	5.941.682.553	99,423852
Astenuti	9.197.276	0,153901
Non Votanti	25.234.000	0,422248
SubTotale	34.431.276	0,576148
Totale	5.976.113.829	100,000000

Ai sensi dell'art. 135-undecies del TUF **non sono computate** ai fini del calcolo della maggioranza e del capitale richiesto per l'approvazione della delibera numero **0** azioni pari al **0,000000%** delle azioni rappresentate in aula.

LISTA ESITO DELLE VOTAZIONE


Oggetto: Determinazione numero componenti Cda

CONTRARI

Badge	Ragione Sociale	Proprio	Delega	Totale
6984	AGOSTINI ANTONIO	0	0	0
**D	THE PENS PL OF THE UNITED CHURCH OF CAN	0	167.800	167.800
**D	PUTNAM DYNAMIC RISK ALLOCATION FUND	0	47.899	47.899
**D	PUTNAM VARIABLE TRUST - PUTNAM VT GLOBAL ASSET ALLOCATION F	0	29.039	29.039
**D	PUTNAM DYNAMIC ASSET ALLOCATION GROWTH FUND	0	746.047	746.047
**D	PUTNAM DYNAMIC ASSET ALLOCATION BALANCED FUND	0	500.861	500.861
**D	PUTNAM DYNAMIC ASSET ALLOCATION CONSERVATIVE FUND	0	238.243	238.243
**D	PUTNAM GLOBAL UTILITIES FUND	0	740.654	740.654
**D	PUTNAM VARIABLE TRUST - PUTNAM VT GLOBAL UTILITIES FUND	0	304.635	304.635
**D	PUTNAM DYNAMIC ASSET ALLOCATION EQUITY FUND	0	38.992	38.992

Totale voti 2.814.170  
 Percentuale votanti % 0,047090  
 Percentuale Capitale % 0,027680

440




## LISTA ESITO DELLE VOTAZIONE

Oggetto: Determinazione numero componenti Cda

## ASTENUTI

Badge	Ragione Sociale	Proprio	Delega	Totale
6055	NOTARFONZO ARNALDO	15.000	0	15.000
6561	PEDERSOLI LANFRANCO	6.000	0	6.000
6984	AGOSTINI ANTONIO	0	0	0
**D	CHALLENGE FUNDS CHALLENGE ITALIAN EQUITY	0	4.000.000	4.000.000
**D	CHALLENGE FUNDS	0	1.633.531	1.633.531
**D	MEDIOLANUM SPEC SICAV-SIF EQUITY INCOME	0	75.000	75.000
**D	ROYAL BANK OF CANADA (CHANNELL ISLANDS) LIMITED	0	8.988	8.988
**D	FONDO GESTIELLE OBIETTIVO ITALIA DI ALETTI GESTIELLE S.G.R.	0	1.650.000	1.650.000
**D	GESTIELLE CEDOLA ITALY OPPORTUNITY DI ALETTI GESTIELLE SGR	0	850.000	850.000
**D	FONDO GESTIELLE PROFILO CEDOLA DI ALETTI GESTIELLE SGR SPA	0	330.000	330.000
**D	FONDO GESTIELLE OBIETTIVO EUROPA DI ALETTI GESTIELLE S.G.R.	0	200.000	200.000
**D	FONDO GESTIELLE OBIETTIVO INTERNAZIONALE DI ALETTI GESTIELLE	0	200.000	200.000
**D	ARROWGRASS MASTER FUND LTD C/O ARROWGRASS CAPITAL PARTNERS LLP	0	228.757	228.757

Totale voti 9.197.276  
 Percentuale votanti % 0,153901  
 Percentuale Capitale % 0,090465

Azionisti:  
 Azionisti in proprio:

12 Teste:  
 2 Azionisti in delega:

3  
 10

Pagina 2

LISTA ESITO DELLE VOTAZIONE


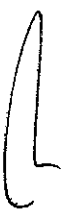
Oggetto: Determinazione numero componenti Cda

NON VOTANTI

Badge	Ragione Sociale	Proprio	Delega	Totale
6984	AGOSTINI ANTONIO	0	0	0
**D	FIDEURAM ASSET MANAGEMENT (IRELAND) FONDITALIA EQUITY ITALY	0	11.808.000	11.808.000
**D	FIDEURAM ASSET MANAGEMENT (IRELAND) FIDEURAM FUND EQUITY ITALY	0	590.000	590.000
**D	INTERFUND SICAV INTERFUND EQUITY ITALY	0	5.468.000	5.468.000
**D	MEDIOLANUM GESTIONE FONDI SGR S.P.A. - FLESSIBILE ITALIA	0	7.000.000	7.000.000
**D	FIDEURAM INVESTIMENTI SGR S.P.A. - FIDEURAM ITALIA	0	368.000	368.000

Totale voti 25.234.000  
 Percentuale votanti % 0,422248  
 Percentuale Capitale % 0,248203

442

Azionisti: 5  
 Azionisti in proprio: 0  
 Azionisti in delega: 5

## LISTA ESITO DELLE VOTAZIONI

Oggetto: Determinazione numero componenti Cda

## FAVOREVOLI

Badge	Ragione Sociale	Proprio	Delega	Totale
6118	CARDINALI LUIGI	0	0	0
DE*	CAALLEANZA ASSICURAZIONI SPA	0	4.193.208	4.193.208
DE*	CAMGESTION	0	240.527	240.527
DE*	GENERALI ESPANA SA DE SEGUROS Y REASEGUROS	0	183.174	183.174
DE*	GENERALI ITALIA SPA	0	18.800.868	18.800.868
DE*	GENERTELLIFESPA	0	3.687.859	3.687.859
6189	RINELLI DOMENICO	58.514	0	58.514
6371	MILITI WALTER	0	0	0
DE*	CASSA NAZIONALE DI PREVIDENZA E ASSISTENZA FORENSE	350	52.417.000	52.417.000
6417	DORI CARLO	0	0	0
6498	BASILE STEFANO	0	31.155.499	31.155.499
DE*	ENPAM	0	106.208	106.208
6506	A.DI.G.E. IN PERSONA DI CARLO DE MASI	0	0	0
6545	COMPUTERSHARE SPA RAPPRESENTANTE DESIGNATO EX ART. 135 UNDECIES TUF NELLA PERSONA DI ENRICO MONICELLI	10.445	0	10.445
	1.520	0	0	0
6680	LEONETTI SALVATORE	0	0	0
6723	DI STEFANO STEFANO	0	2.397.856.331	2.397.856.331
DE*	MINISTERO DELL'ECONOMIA E DELLE FINANZE	0	0	0
6928	GRANATA ALFREDO	0	0	0
DE*	INARCASSA - CASSA NAZIONALE DI PREVIDENZA ED ASSISTENZA PER	45.073	18.435.640	18.435.640
6962	RICCI MARIO	32.357	0	32.357
6982	CHIURAZZI LUIGI	0	0	0
6984	AGOSTINI ANTONIO	0	9.590.000	9.590.000
**D	ARCA FONDI SGR - FONDO ARCA AZIONI ITALIA	0	5.271.213	5.271.213
**D	BLACKROCK INDEX SELECTION FUND	0	483.375	483.375
**D	ARK LIFE ASSURANCE COMPANY LIMITED	0	18.417.484	18.417.484
**D	FRANKLIN TEMPLETON INVESTMENT FUNDS	0	5.224.402	5.224.402
**D	JPMORGAN FUNDS	0	48.800.638	48.800.638
**D	JPMORGAN INVESTMENT FUNDS	0	2.144.074	2.144.074
**D	JPMORGAN FUNDS EUROPEAN BANK AND BUSINESS CENTRE	0	5.868.319	5.868.319
**D	SCHRODER INTERNATIONAL SELECTION FUND	0	129.622	129.622
**D	AOR UCITS FUNDS	0	1.990	1.990
**D	MORGAN STANLEY INVESTMENT FUNDS	0	7.495	7.495
**D	T. ROWE PRICE FUNDS SICAV	0	303.041	303.041
**D	CAPITAL GROWTH FUND ABSOLUTE INCOME GROW	0	147.008	147.008
**D	CAPITAL INTERNATIONAL FUND	0	44.300	44.300
**D	BAYERNINVEST KAPITALVERWALTUNGSGESSELLSCHAFT	0	674.481	674.481
**D	INVESTMENT PRIVATFONDS GMBH	0	48.006	48.006
**D	CERE CLARION FUNDS ALCEDA FUND MANAGEMENT	0	157.202	157.202
**D	BAYERNINVEST KAPITALVERWALTUNGSGESSELLSCHAFT	0	111.488	111.488
**D	DKB EUROPA FONDS	0	5.000.000	5.000.000
**D	STAR FUND	0	1.170.109	1.170.109
**D	BAYERNINVEST KAPITALVERWALTUNGSGESSELLSCHAFT MBH	0	0	0

643



## LISTA ESITO DELLE VOTAZIONI

Oggetto: Determinazione numero componenti Cda

## FAVOREVOLI

Badge	Ragione Sociale	Proprio	Delega	Totale
**D	BAYERNINVEST KVG MBH	0	5.161.684	5.161.684
**D	NM5 WIEQ BRE ACCOUNT	0	140.700	140.700
**D	WIF- EUROPE OPPORTUNITIES	0	182.100	182.100
**D	NM5 GIEP BRI ACCOUNT	0	417.864	417.864
**D	WORLDVIEW INVESTMENT FUND EUROPE CORE EQUITY FUND	0	342.000	342.000
**D	GENERALI INVESTMENTS EUROPE SPA SGR	0	2.806.218	2.806.218
**D	GENERALI INVESTMENTS LUXEMBURG S.A.	0	2.895.103	2.895.103
**D	DPAM EQUITIES L	0	700.000	700.000
**D	MERRILL LYNCH PROFESSIONAL CLEARING CORP	0	6.139.937	6.139.937
**D	MERRILL LYNCH INTERNATIONAL	0	1.745.281	1.745.281
**D	SONDERVERMOGEN ALLIANZGI--FONDS DHCO	0	28.772	28.772
**D	SONDERVERMOGEN ALLIANZGI--FONDS DEW-CO	0	38.638	38.638
**D	SONDERVERMOGEN ALLIANZGI--FONDS VBE	0	367.106	367.106
**D	ALLIANZ GLR EQ EU RCM BEST STYLES	0	422.734	422.734
**D	ALLIANZ CGI EQ BEST STYLES	0	1.103.686	1.103.686
**D	SONDERVERMOGEN ALLIANZGI--FONDS DSW-CO	0	47.044	47.044
**D	SONDERVERMOGEN ALLIANZGI--FONDS DSW-DREFONDS	0	6.824	6.824
**D	GMO TAX-MANAGED INTERNATIONAL EQUITIES F	0	132.123	132.123
**D	GMO ALPHA ONLY FUND	0	48.045	48.045
**D	GMO INTERNATIONAL EQUITY FUND	0	6.787.484	6.787.484
**D	VANGUARD EUROPEAN STOCK INDEX FUND	0	13.744.879	13.744.879
**D	VANGUARD DEVELOPED MARKETS INDEX FUND	0	34.749.743	34.749.743
**D	SEI INST INVEST TRUST WORLD EQ EX-US FUN	0	1.686.620	1.686.620
**D	JTSB STB DAIWA STOCK INDEX FUND 9807	0	178.334	178.334
**D	GMO INTERNATIONAL LARGE/MID CAP EQUITY F	0	1.463	1.463
**D	JAPAN TRUSTEE SERVICES BANK LTD	0	41.093	41.093
**D	JAPAN TRUSTEE SERVICES BANK LTD	0	180.000	180.000
**D	JAPAN TRUSTEE SERVICES BANK LTD	0	36.642	36.642
**D	THE MASTER TRUST BANK OF JAPAN LTD	0	5.274	5.274
**D	THE MASTER TRUST BANK OF JAPAN LTD	0	15.504	15.504
**D	JAPAN TRUSTEE SERVICES BANK LTD	0	4.000	4.000
**D	FIDELITY FUNDS SICAV	0	826.652	826.652
**D	NN (L)	0	12.177.875	12.177.875
**D	NN (L) LIQUID	0	2.233.213	2.233.213
**D	ING DIRECT	0	559.731	559.731
**D	GIM TOKYO FD	0	424.076	424.076
**D	GIM SPECIALIST INVESTMENT FUNDS	0	4.134.121	4.134.121
**D	JAPAN TRUSTEE SERVICES BANK LTD	0	90.000	90.000
**D	JAPAN TRUSTEE SERVICES BANK LTD	0	24.000	24.000
**D	JAPAN TRUSTEE SERVICES BANK LTD	0	37.700	37.700
**D	SEI INST INV TRUST SCREENED WORLD EQ EX	0	41.860	41.860
**D	THE MASTER TRUST BANK OF JAPAN LTD	0	209.109	209.109
**D	VANGUARD TOTAL WORLD STOCK INDEX FUND	0	1.702.137	1.702.137

Azionisti: 2717 Teste: 13  
 Azionisti in proprio: 5 Azionisti in delega: 2712

LISTA ESITO DELLE VOTAZIONE  
 Oggetto: Determinazione numero componenti Cda

FAVOREVOLI

Badge	Ragione Sociale	Proprio	Delega	Totale
**D	PZENA VALUE FUNDS PL	0	520.838	520.838
**D	THE MASTER TRUST BANK OF JAPAN LTD	0	44.180	44.180
**D	THE MASTER TRUST BANK OF JAPAN LTD	0	12.430	12.430
**D	SEI INSTITUTIONAL INTERN TRUST INTERNATI	0	985.553	985.553
**D	VANGUARD FTSE ALL-WORLD EX US INDEX FUND	0	11.368.310	11.368.310
**D	GMO FUNDS PLC	0	622.356	622.356
**D	ICBC-CBPPAM GLOBAL OPPORTUNITY	0	8.430	8.430
**D	JAPAN TRUSTEE SERVICES BANK LTD	0	269.262	269.262
**D	FIRST TRUST EUROPE ALPHADEX FUND	0	206.615	206.615
**D	THE MASTER TRUST BANK OF JAPAN LTD	0	256.884	256.884
**D	JAPAN TRUSTEE SERVICES BANK LTD	0	39.202	39.202
**D	FIDELITY SAL ST SPARTAN GLOBAL EX US IN	0	994.309	994.309
**D	VANGUARD FUNDS PLC	0	1.883.762	1.883.762
**D	MACQUARIE GLOBAL LISTED INFRASTRUCTURE C	0	265.015	265.015
**D	ALLIANZGI NFI INTERNATIONAL VALUE CIT	0	59.723	59.723
**D	SEI INSTITUTIONAL MANAGED TRUST MULTI-AS	0	67.914	67.914
**D	VANGUARD INVESTMENT SERIES, PLC	0	11.222.239	11.222.239
**D	FIDELITY SAL ST T SPARTAN TOTAL INT IN F	0	90.769	90.769
**D	THE MASTER TRUST BANK OF JAPAN LTD	0	157.848	157.848
**D	SEI INSTITUTIONAL MANAGED TRUST-TAX-MANAGED INTERNATIONAL MANAGED	0	214.945	214.945
**D	THE MASTER TRUST BANK OF JAPAN LTD	0	15.450	15.450
**D	WELLI TRUS NAT ASSOC COMMON TRUST FUNDS	0	88.159	88.159
**D	WELL TRCO NA MULTI. COLLECT. INV FUND	0	12.665	12.665
**D	INTERNATIONAL MULTI-ASSET DIVERSIFIED IN	0	20.884	20.884
**D	PIMCO FUNDS GLOBAL INVESTORS SERIES PLC	0	273.102	273.102
**D	SCHRODER INTERNATIONAL MULTI-CAP EQ	0	186.003	186.003
**D	THE MASTER TRUST BANK OF JAPAN LTD	0	132.393	132.393
**D	ADVISOR MANAGED TRUST - TACTICAL OFFENSI	0	235.342	235.342
**D	FIRST TRUST EUROZONE ALPHADEX ETF	0	9.895	9.895
**D	DEUTSCHE EUROPEAN EQUITY FUND	0	82.230	82.230
**D	THE ADV INNER C.CORNERST.AD.GL.PUB.EQ. F	0	74.227	74.227
**D	THE ADVISORS' INNER CIRCLE FUND CORNER STONE ADVISORS GLOBAL PUBLIC EQUITY FUND	0	145.776	145.776
**D	GLOBAL X SCIENTIFIC BETA EUROPE ETF	0	6.180	6.180
**D	FIRST TRUST DYNAMIC EUROPE EQUITY INCOME	0	2.606.133	2.606.133
**D	PANAGORA RISK PARITY M.A.C.FD	0	10.846	10.846
**D	FIRST TRUST RIVERFRONT DYNAMIC EUROPE ET	0	15.453	15.453
**D	FIRST TRUST RIVERFRONT DYN DEV INT ETF	0	32.672	32.672
**D	MONDRIAN ALL COUNTRIES WORLD EX-U.S	0	992.174	992.174
**D	BROWN BROTHERS HARRIMAN + CO, BOSTON CUSTODIAN FOR: THE ADVISORS' INNER CIRCLE III / PINERBRIDGE DYNAMIC ASSET ALLOCATION	48.473	0	0
**D	BBBOS/GALLERY TR-MONDRIA	0	2.726.913	2.726.913
**D	BEST INVESTMENT CORPORATION	0	72.138	72.138
**D	HSBC LIFE (INTERNATIONAL) LIMITED	0	351.693	351.693

Azionisti:  
 Azionisti in proprio: 2717  
 Azionisti in delega: 5

Teste: 13  
 2712

Pagina 6

445

## LISTA ESITO DELLE VOTAZIONE

Oggetto: Determinazione numero componenti Cda

## FAVOREVOLI

Badge	Ragione Sociale	Proprio	Delega	Totale
**D	HSBC GROUP HONG KONG LOCAL STAFF RETIREMENT BENEFIT SCHEME	0	29.640	29.640
**D	HSBC MANAGED STABLE GROWTH FUND	0	1.774	1.774
**D	HSBC MANAGED STABLE FUND	0	5.933	5.933
**D	HSBC MANAGED STABLE FUND	0	33.161	33.161
**D	HSBC MANAGED GROWTH FUND	0	30.204	30.204
**D	HSBC GUARANTEED FUND	0	19.948	19.948
**D	HSBC MANAGED BALANCED FUND	0	17.783	17.783
**D	ISHARES EURO STOXX 50 INDEX ETF	0	41.542	41.542
**D	SEBNPP EURO INDEX SECURITY MASTER INVEST	0	526.223	526.223
**D	JPMORGAN MULTI INCOME FUND	0	81.786	81.786
**D	ALLIANZ CHOICE BEST STYLE EUR.FUND	0	23.752	23.752
**D	JPMORGAN EUROPE STRATEGIC DIVIDEND FUND	0	7.248.453	7.248.453
**D	CARDIF ASSURANCE VIE	0	172.000	172.000
**D	CARDIF ASSURANCE RISQUES DIVERS	0	51.263	51.263
**D	NADAUD	0	7.035.100	7.035.100
**D	KEMPEN EUROPEAN HIGH DIVIDEND FUND N.V.	0	479.874	479.874
**D	FCP SAINT MARTIN N1	0	565.356	565.356
**D	FCP CNP ACTIONS EM	0	1.337.292	1.337.292
**D	REGARD ACTIONS EURO	0	500.000	500.000
**D	REGARD ACTIONS DEVELOPEMENT DURABLE	0	154.000	154.000
**D	FCP IDR ACTIONS EURO	0	72.091	72.091
**D	FCP UBS F EURO OPPORT UNCON PEA EUR	0	858.280	858.280
**D	MUTACTION 11	0	418.594	418.594
**D	SODIUM 1	0	289.528	289.528
**D	FCP CALCIUM QUANT	0	14.950	14.950
**D	SICAV UBS F OPP MONDE 10	0	202.300	202.300
**D	CARDIF LUX VIE	0	2.977.299	2.977.299
**D	HENDERSON INVESTMENT FUND OELC	0	737.916	737.916
**D	HENDERSON INSTIT EUROP INDEX OPP FUND	0	5.270.011	5.270.011
**D	CANDRIAM BELGIUM MANDAT FRR	0	411.103	411.103
**D	ALLIANZ GLOBAL INVESTORS FRANCE	0	889.350	889.350
**D	WITAN INVESTMENT TRUST PLC	0	1.140.000	1.140.000
**D	ANIMA SGR SPA	0	2.289.711	2.289.711
**D	ANIMA SGR SPA	0	2.381.365	2.381.365
**D	ANIMA SGR SPA	0	7.418.059	7.418.059
**D	ANIMA SGR SPA	0	1.296.246	1.296.246
**D	ANIMA SGR SPA	0	958.265	958.265
**D	ANIMA SGR SPA	0	3.204.584	3.204.584
**D	ANIMA SGR SPA	0	4.308.250	4.308.250
**D	ANIMA SGR SPA	0	2.662.874	2.662.874
**D	ANIMA SGR SPA	0	1.399.825	1.399.825
**D	ANIMA SGR SPA	0	469.205	469.205
**D	ANIMA SGR SPA	0	298.300	298.300

Pagina 7

13  
2712Azionisti:  
Azionisti in proprio: 5 Azionisti in delega: 5

Teste: 2717

446

LISTA ESITO DELLE VOTAZIONE  
 Oggetto: Determinazione numero componenti Cda

FAVOREVOLI

Badge	Ragione Sociale	Proprio	Delega	Totale
**D	ALLIANZGI FONDS BREMEN	0	176.721	176.721
**D	ALLIANZGI FONDS DPWS	0	26.942	26.942
**D	ALLIANZGI FONDS NASFA PENSIONSFONDS	0	44.007	44.007
**D	DILL COFONDS	0	66.800	66.800
**D	ALLIANZGI FONDS ZUBB	0	13.744	13.744
**D	ALLIANZGI FONDS WERT	0	7.200	7.200
**D	ALLIANZGI FONDS VEMK	0	28.475	28.475
**D	ALLIANZGI FONDS VBDK	0	16.511	16.511
**D	ALLIANZGI FONDS REINVEST	0	22.065	22.065
**D	ALLIANZGI FONDS PUK	0	5.578	5.578
**D	ALLIANZGI FONDS PFD	0	15.583	15.583
**D	ALLIANZGI FONDS OJU	0	15.086	15.086
**D	ALLIANZGI FONDS INDU	0	23.073	23.073
**D	ALLIANZGI FONDS GANO 2	0	49.513	49.513
**D	ALLIANZGI FONDS GANO	0	9.727	9.727
**D	ALLIANZGI FONDS FIB	0	58.100	58.100
**D	ALLIANZGI FONDS AVP	0	3.787	3.787
**D	ALLIANZGI FONDS ALPEN	0	22.915	22.915
**D	DBI FONDS ACU K	0	419.982	419.982
**D	ALLIANZGI FONDS ZDD3	0	76.963	76.963
**D	ALLIANZGI FONDS VSE	0	14.303	14.303
**D	ALLIANZGI FONDS AFB	0	3.695	3.695
**D	ALLIANZGI FONDS APNIESA	0	685.388	685.388
**D	ALLIANZGI FONDS FEV	0	67.637	67.637
**D	DEAM FONDS EDV 1	0	40.599	40.599
**D	ALLIANZ GI FONDS RANW II	0	146.566	146.566
**D	ALLIANZGI FONDS PENSIONS	0	72.345	72.345
**D	CBP GROWTH	0	390.146	390.146
**D	ALLIANZGI FONDS PFALCO	0	154.690	154.690
**D	ALLIANZGI FONDS NEP	0	26.108	26.108
**D	ALLIANZGI FONDS AEBN	0	1.203.981	1.203.981
**D	ALLIANZGI FONDS AFSAN	0	44.670	44.670
**D	ALLIANZGI FONDS AMEV	0	30.769	30.769
**D	ALLIANZGI FONDS DREDOK	0	105.875	105.875
**D	ALLIANZGI PSDN	0	93.400	93.400
**D	ALLIANZGI SVKK	0	10.252	10.252
**D	ALLIANZGI FONDS TOSCA	0	111.737	111.737
**D	FONDIS	0	220.685	220.685
**D	CONVEST 21 VL	0	239.340	239.340
**D	ALLIANZ STRATEGIEFONDS WACHSTUM PLUS	0	834.893	834.893
**D	ALLIANZGI FONDS AFE	0	237.209	237.209
**D	ALLIANZGI FONDS PF2	0	379.613	379.613
**D	ALLIANZGI FONDS PIV2	0	1.013.686	1.013.686

447

Azionisti: 2717  
 Azionisti in proprio: 5  
 Azionisti in delega: 2712

LISTA ESITO DELLE VOTAZIONE  
 Oggetto: Determinazione numero componenti Cda

## FAVOREVOLI

Badge	Regione Sociale	Proprio	Delega	Totale
**D	ALLIANZGI FONDS PFI	0	291.910	291.910
**D	ALLIANZGI FONDS HEUST	0	26.400	26.400
**D	ALLIANZGI FONDS MASTER DRT	0	123.521	123.521
**D	ALLIANZGI FOND AMMERLAND	0	170.429	170.429
**D	ALLIANZGI FONDS GEW	0	4.974	4.974
**D	ALLIANZGI FONDS TIBUR	0	24.225	24.225
**D	ALLIANZGI FONDS MAV	0	25.196	25.196
**D	ALLIANZGI FONDS DUNHILL	0	41.075	41.075
**D	ALLIANZGI FONDS VSBW	0	195.587	195.587
**D	ALLIANZGI FONDS TOB	0	22.292	22.292
**D	ALLIANZGI FONDS PGD	0	96.298	96.298
**D	ALLIANZGI FONDS INP	0	72.561	72.561
**D	ALLIANZGI FONDS USES	0	13.205	13.205
**D	ALLIANZGI FONDS RBB	0	163.536	163.536
**D	ALLIANZGI FONDS BEKW	0	21.933	21.933
**D	DEI FONDS EKIBB	0	116.834	116.834
**D	ALLIANZGI FONDS ACK	0	58.710	58.710
**D	KREBSHILFE 2 FONDS	0	6.178	6.178
**D	ALLIANZGI FONDS DBS	0	24.879	24.879
**D	ALLIANZGI FONDS ESMT	0	4.730	4.730
**D	ALLIANZGI FONDS CAESAR	0	10.047	10.047
**D	ALLIANZGI FONDS PAK	0	11.989	11.989
**D	ALLIANZGI FONDS STIFTUNGSFONDS WILSENSCH	0	32.956	32.956
**D	ALLIANZGI FONDS AKTIEN EUROPA	0	238.000	238.000
**D	DEKA MASTER HAER I	0	885.752	885.752
**D	DEAM FONDS ROCK	0	428.903	428.903
**D	BAYVK A4 FONDS	0	124.211	124.211
**D	BAYVK A1 FONDS	0	3.577.979	3.577.979
**D	ALLIANZ GLOBAL INVESTORS EUROPE	0	880.446	880.446
**D	UNIVERSAL-CAY	0	201.456	201.456
**D	UNIVERSAL-OCO	0	30.619	30.619
**D	FONDACO SIF	0	202.100	202.100
**D	HENDERSON HORIZON FUND SICAV	0	38.356	38.356
**D	STANDARD LIFE WEALTH INTERNATIONAL	0	11.000	11.000
**D	STANDARD LIFE INVESTMENTS	0	200.445	200.445
**D	MULTI SERIES WHOLESAL INTER EQUITIES TR	0	108.541	108.541
**D	AMP CAPITAL SPECIALIST INTERNATIONAL SHA	0	37.511	37.511
**D	FD INTERNATIONAL SHARE FUND I	0	48.904	48.904
**D	WHOLESALE UNIT TRUST MSCI GLOB INDEX SHS	0	68.341	68.341
**D	WHOLESALE UNIT TRUST GLOBAL SHARES F 3	0	82.647	82.647
**D	AVSUPER FUND	0	35.486	35.486
**D	HENDERSON GLOBAL EQUITY INCOME FUND	0	17.327.773	17.327.773
**D	BARROW HANLEY GLOBAL EQUITY TRUST	0	99.000	99.000

Azionisti: 13  
 Azionisti in proprio: 5  
 Azionisti in delega: 2712

LISTA ESITO DELLE VOTAZIONE  
 Oggetto: Determinazione numero componenti Cda

## FAVOREVOLI


Badge	Ragione Sociale	Proprio	Delega	Totale
**D	IPAC SPEC INV STR INT SHARE STR NO 9	0	229.182	229.182
**D	IPAC SPEC INV STR INT SHARE STR NO 9	0	1.125.381	1.125.381
**D	WHOLESALE GLOBAL EQUITY INDEX FUND	0	37.574	37.574
**D	AMP INT EQ IND FD HEDGED	0	1.043.631	1.043.631
**D	AMP CAP UNHEDGED GL SHS MULTI MAN FUND	0	343.416	343.416
**D	MULTIMIX WHOLESale INT SHARES TRUST	0	220.225	220.225
**D	MULTIMIX WHOLESale INT SHARES TRUST	0	132.200	132.200
**D	MERCER UNHEDGED OVERSEAS SHARES TRUST	0	170.800	170.800
**D	MERCER UNHEDGED OVERSEAS SHARES TRUST	0	118.436	118.436
**D	MERCER UNHEDGED OVERSEAS SHARES TRUST	0	140.324	140.324
**D	LEGALSUPER	0	60.046	60.046
**D	AUSTRALIAN CATHOLIC SUPERAN RETIREM FUND	0	2.142.963	2.142.963
**D	ENHANCED INDEX INTERNATIONAL SHARE FUND	0	19.768	19.768
**D	WHOLESALE UNIT TRUST GLOBAL SHS FUND 5	0	798.880	798.880
**D	TCORPIM INTERNAT SHARES (UNHEDGED) FU	0	251.145	251.145
**D	TCORPIM INTERNAT SHARES (UNHEDGED) FU	0	85.795	85.795
**D	TCORPIM INDEXED INT SHARE(UNHEDGED) F	0	94.227	94.227
**D	UNISUPER	0	202.345	202.345
**D	FCPE AREVA ACTIONS	0	24.400	24.400
**D	1327 FCP BQUE SCALBERT DUPONT	0	26.735	26.735
**D	FCP GAILLON 130/30	0	30.000	30.000
**D	FCPE BARCLAYS DIVERIFIE ACTIONS	0	10.000	10.000
**D	FCPE COFACE	0	2.700	2.700
**D	FCP BAUD CIC	0	10.000	10.000
**D	1448 FCPE GE FACTOFRANCE	0	10.000	10.000
**D	STAUBLI 50 50 CREDIT MUTUEL FCPE	0	10.000	10.000
**D	STAUBLI 80 20 CREDIT MUTUEL FCPE	0	4.000	4.000
**D	FCP SCORE 2012	0	30.780	30.780
**D	FCP OFFENSIF AIR LIQUIDE EXPANS	0	20.000	20.000
**D	TARAVAO INVEST	0	106.737	106.737
**D	CAPACITY FONDS INSTITUTIONEL-ACTIONS ETRANGERES PIB	0	764.529	764.529
**D	PI CH-WORLD EX SWISS EQUITIES TRACKER US	0	169.930	169.930
**D	RAIFFEISEN INDEX FONDS	0	230.028	230.028
**D	PI CH - EUROPEAN EX SWISS EQUITIES	0	425.416	425.416
**D	BANQUE PICTET & CIE SA	0	49.804	49.804
**D	CAPACITY FONDS INSTITUTIONEL ACTIONS ETRANGERES	0	31.292.956	31.292.956
**D	PGSF GLOBAL UTILITIES EQUITIES FUND	0	167.636	167.636
**D	PGSF GLOBAL HIGH YIELD UTILITIES EQUITIES FUND	0	653.169	653.169
**D	PGSF GLOBAL INCOME STOCK FUND	0	428.102	428.102
**D	PGSF GLOBAL UTILITIES EQUITIES CURRENCY HEDGE FUND	0	2.840.533	2.840.533
**D	PICTET-EUROPE INDEX	0	16.869	16.869
**D	SHINKO GLOBAL EQUITY INDEX MOTHER FUND	0	170.000	170.000
**D	DAIWA PAN EUROPEAN HIGH DIVIDEND YIELD STOCK MOTHER FUND	0	684.141	684.141
**D	NOMURA TRUST BANKING TRUSTEE NIKKO GLOBA	0		

Pagina 10

Azionisti: 13  
 Azionisti in proprio: 5  
 Azionisti in delega: 2712

Teste:

2717



LISTA ESITO DELLE VOTAZIONE  
 Oggetto: Determinazione numero componenti Cda

FAVOREVOLI

Badge	Ragione Sociale	Proprio	Delega	Totale
**D	DEFINED BENEFIT PP FOR CHUGOKU ELECT	0	107.966	107.966
**D	DL INTERNATIONAL RESEARCH OPEN MOTHER FD	0	53.030	53.030
**D	GIVI GLOBAL EQUITY FUND CLT AC	0	96.509	96.509
**D	ROBECO CAPITAL GROWTH FUNDS	0	1.785.229	1.785.229
**D	VONTOBEL FUND	0	1.778.814	1.778.814
**D	LGT MULTI MANAGER FUND	0	612.002	612.002
**D	UBI SICAV	0	114.924	114.924
**D	MACQUARIE - GLOBAL LISTED INFR FD	0	185.791	185.791
**D	BROOKFIELD GLOB-LIST.REAL EST.UC.FD	0	1.626.000	1.626.000
**D	QUAESTIO CAPITAL FUND	0	30.394	30.394
**D	CANDRIAM GF	0	16.239	16.239
**D	OFI MULTI SELECT	0	174.584	174.584
**D	KEMPEN INTERNATIONAL FUNDS	0	1.482.650	1.482.650
**D	BLACKROCK INSTITUTIONAL POOLED FUND PLC	0	293.481	293.481
**D	NFS LIMITED TRAFALGAR COURT LES BANQUES	0	1.003.844	1.003.844
**D	SHELL TRUST BERMUDA LTD AS TRUSTEE OF THE SHELL OVERSEAS CONTRIBUTORY PENSION FUND	0	54.177	54.177
**D	NFS LIMITED TRAFALGAR COURT LES BANQUES	0	575.022	575.022
**D	SHELL TRUST (BERMUDA) LIMITED AS TRUSTEE	0	45.199	45.199
**D	SHELL TRUST (BERMUDA) LTD AS TRUSTEE OF THE SHELL OVERSEAS C.P. FUND	0	289.579	289.579
**D	DEKA INVESTMENT GMBH RE DEKASPEZIAL	0	100.000	100.000
**D	DEKA INVESTMENT GMBH RE ARIDEKA	0	2.500.000	2.500.000
**D	DEKA INVEST RE SIGMA PLUS KONSERVATIV	0	250.407	250.407
**D	DEKA INVEST - KOMMUNAL EUROLAND BALANCE	0	57.882	57.882
**D	DEKA INVESTMENT GMBH RE DEKA-BR 75	0	986.414	986.414
**D	DEKA INVESTMENT GMBH RE DEKA-BR 55	0	124.475	124.475
**D	DEKA INVESTMENT GMBH RE DEKA-BR 35	0	35.000	35.000
**D	DEKA INVEST RE DEKA-EUROLAND BALANCE	0	134.557	134.557
**D	DEKA INVEST RE DEKA-DIVIDENDENDISCOUNT	0	3.171.750	3.171.750
**D	DEKA INVEST RE/DEKAFUTUR-ERTRAG	0	429.616	429.616
**D	DEKA INVEST RE DEKAFUTUR-WACHSTUM	0	32.000	32.000
**D	DEKA INVESTMENT GMBH RE DEKAFUTUR-CHANCE	0	7.160	7.160
**D	DEKA INVESTMENT GMBH RE DEKA-BR 100	0	47.700	47.700
**D	DEKA INVESTMENT GMBH RE DEKA-BR 85	0	123.200	123.200
**D	BEROLINARENT DEKA	0	1.500.000	1.500.000
**D	DEKA INVEST DIVIDENDENSTRATEGIE CF A	0	340.768	340.768
**D	DEKA INVESTMENT GMBH RE DEKA-PB DEFENSIV	0	900.000	900.000
**D	MAINFRANKEN WERTKONZEPT AUSGEWOGEN	0	28.500	28.500
**D	DEKA INVESTMENT GMBH RE DEKA MSCI EUROPE UC	0	4.842.000	4.842.000
**D	DEKA INVESTMENT GMBH RE MSCI EUROPE LC UCITS	0	1.002.521	1.002.521
**D		0	41.345	41.345
**D		0	17.000	17.000
**D		0	275.789	275.789
**D		0	40.363	40.363

680

LISTA ESITO DELLE VOTAZIONE  
 Oggetto: Determinazione numero componenti Cda

## FAVOREVOLI

Badge	Ragione Sociale	Proprio	Delega	Totale
**D	DEKA BASISSTRATEGIE FLEXIBEL	0	31.870	31.870
**D	DEKA INVESTMENT GMBH RE DEKA-BASIS	0	30.000	30.000
**D	DEKA INVEST DEKA EURO STOXX 50 - UCITS	0	3.674.746	3.674.746
**D	DEKA INVESTMENT GMBH RE DEKA-DIVIDEND VA	0	122.500	122.500
**D	DEKA INVESTMENT GMBH RE DEKA-MULTIASSET INCOME	0	78.000	78.000
**D	H.E.S.T. AUSTRALIA LIMITED	0	2.776.522	2.776.522
**D	CONSTRUCTION AND BUILDING UNIONS SOPERAN	0	227.090	227.090
**D	QUEENSLAND LOCAL GOVERNMENT SUPERANNUATI	0	536.283	536.283
**D	SAS TRUSTEE CORPORATION	0	571.909	571.909
**D	SAS TRUSTEE CORPORATION	0	363.716	363.716
**D	SAS TRUSTEE CORPORATION	0	661.807	661.807
**D	SAS TRUSTEE CORPORATION	0	2.089.215	2.089.215
**D	UBS GLOBAL ASSET MANAGEMENT LIFE LTD	0	286.966	286.966
**D	THE BARCLAYS BANK UK RETIREMENT FUND	0	21.226	21.226
**D	GAMMA EMIRATES INVESTMENT L.J.C. EM	0	700.140	700.140
**D	IBM PERSONAL PENSION PLAN TRUST	0	174.800	174.800
**D	BELEGGINGSFONDS BELCENA	0	77.721	77.721
**D	CHINA LIFE INSURANCE (GROUP) COMPANY	0	779.040	779.040
**D	TELSTRA SUPERANNUATION SCHEME	0	121.063	121.063
**D	VANGUARD INTERNATIONAL SHARE INDEX FUND	0	14.053	14.053
**D	BLACKROCK SCREEN WHOLE INDEXED INT EQ FD	0	17.442	17.442
**D	VANGUARD GLOBAL QUANTITATIVE EQUITY FUND	0	871.774	871.774
**D	VARIABLE PORTFOLIO - LAZARD INTERNATIONAL EQUITY ADVANTAGE FUND	0	8.122	8.122
**D	ANZ ETFs EURO STOXX 50 ETF	0	52.278	52.278
**D	BT SUSTAINABLE INTERNATIONAL SHARE FUND	0	1.129.925	1.129.925
**D	TELSTRA SUPERANNUATION SCHEME	0	564.196	564.196
**D	ACCIDENT COMPENSATION CORPORATION	0	594.300	594.300
**D	CHINA LIFE INSURANCE COMPANY LIMITED	0	159.128	159.128
**D	THE BARCLAYS BANK UK RETIREMENT FUND	0	1.180.132	1.180.132
**D	BANCO CENTRAL DE TIMOR EST	0	85.824	85.824
**D	CONNECTICUT GENERAL LIFE INSURANCE COMPA	0	494.870	494.870
**D	BANCO CENTRAL DE TIMOR-LESTE (BCTL)	0	2.393.300	2.393.300
**D	THE BOEING COMPANY EMPLOYEE RETIREMENT P	0	6.444.714	6.444.714
**D	JP MORGAN FUND ICVC- JEM GLOBAL MACRO OP	0	273.086	273.086
**D	BOMBARDIER TRUST U.S. MASTER TRUST	0	780.300	780.300
**D	RETIREMENT PLAN FOR EMPLOYEES OF AETNA I	0	190.930	190.930
**D	SCHRODER GLOBAL DYNAMIC BLEND FUND	0	48.396	48.396
**D	DEKA INVEST GMBH RE A-VSA-FONDS	0	1.530.106	1.530.106
**D	THE BOEING COMPANY EMPLOYEE RETIREMENT P	0	82.108	82.108
**D	BRUNEL SHELL RETIREMENT BENEFIT FUND	0	58.150	58.150
**D	DEKA INVESTMENT MBH RE PKBME	0	51.588	51.588
**D	DEKA MBH RE SPK-GOLDMUNZEN-SARASIN	0	278.385	278.385
**D	HARTFORD LIFE INSURANCE COMPANY	0	310.918	310.918
**D	ROCKEFELLER & CO., INC	0		



LISTA ESITO DELLE VOTAZIONE  
 Oggetto: Determinazione numero componenti Cda

FAVOREVOLI

Badge	Ragione Sociale	Proprio	Delega	Totale
**D	CHINATRUST COMMERCIAL BANK LTD. AS	0	75.796	75.796
**D	SCHRODER GLOBAL ACTIVE VALUE FUND	0	64.608	64.608
**D	SCHRODER GLOBAL ACTIVE VALUE FUND	0	206.900	206.900
**D	ALTRIA CLIENT SERVICES MASTER RETIREMENT TRUST	0	5.390	5.390
**D	AXA OFFSHORE MULTIMANAGER FUNDS TRUST -	0	80.179	80.179
**D	JPM CHASE BANK - PB - UK CORPORATIONS	0	993.089	993.089
**D	JF MORGAN CHASE RETIREMENT PLAN	0	1.360.781	1.360.781
**D	SCHRODER GLOBAL ENHANCED INDEX FUND	0	19.442	19.442
**D	UNIVERSITY OF HONG KONG STAFF TERMINAL B	0	8.248	8.248
**D	JPMORGAN CHASE BANK N.A.	0	26.534	26.534
**D	JPMORGAN CHASE BANK N.A.	0	2.970.145	2.970.145
**D	JPMORGAN INTERNATIONAL VALUE FUND	0	206.321	206.321
**D	BLACKROCK FISSION INDEXED INTL EQUITY FD	0	22.888	22.888
**D	ANZ WHOLESale INTERN.SHARE NO. 1 FUND	0	8.723.957	8.723.957
**D	JPMORGAN INTERNATIONAL OPPORTUNITIES FUN	0	226.472	226.472
**D	BT INTERNATIONAL FUND	0	257.884	257.884
**D	BT EUROPEAN GROWTH FUND	0	3.332.148	3.332.148
**D	JPMORGAN INTREPID INTERNATIONAL FUND	0	248.094	248.094
**D	BT INSTITUTIONAL CORE GLOBAL SHARE SECTO	0	97.302	97.302
**D	CANTAS SUPERANNUATION PLAN	0	12.059	12.059
**D	MTEJ DALDO LIFE FOREIGN EQUITY MOTHER FD	0	542.834	542.834
**D	BLACKROCK WHOLESale INDEXED INTERNATIONA	0	2.040.574	2.040.574
**D	VANGUARD INTERNATIONAL SHARE INDEX FUND	0	26.073.247	26.073.247
**D	CAPITAL WORLD GROWTH & INCOME FUND INC	0	14.584.600	14.584.600
**D	THE INCOME FUND OF AMERICA INC	0	89.511	89.511
**D	AXA EQUITABLE LIFE INSURANCE CO	0	670.718	670.718
**D	BT INSTITUTIONAL INTERNATIONAL SHARE INT	0	32.123	32.123
**D	BT WHOLESale CORE HEDGED GLOBAL SHARE FU	0	453.000	453.000
**D	SUPER FUNDS MANAG CORP SOUTH AUSTRALIA	0	1.263.892	1.263.892
**D	COMMINGLED PENSION TRUST FUND (INTREPID	0	483.643	483.643
**D	SUPERANNUATION FUNDS MANAGEMENT CORPORATI	0	329.300	329.300
**D	AUSCOAL SUPERANNUATION FUND	0	23.080.500	23.080.500
**D	INTERNATIONAL GROWTH AND INCOME FUND	0	401.655	401.655
**D	BLACKROCK INTERNATIONAL ALPHA TILTS FUND	0	22.534	22.534
**D	CARBON AWARE INTERNATIONAL SHARES FUND	0	164.475	164.475
**D	WSP INTERNATIONAL EQUITIES TRUST	0	37.837	37.837
**D	BLACKROCK INDEXED ALL-COUNTRY EQUITY FUN	0	745.395	745.395
**D	ONEPATH GLOBAL SHARES LARGE CAP UNHEDGED	0	78.250.000	78.250.000
**D	EUROPACIFIC GROWTH FUND	0	31.752.779	31.752.779
**D	CAPITAL INCOME BUILDER INC	0	420.300	420.300
**D	ANZ WHOLESale INTERNATIONAL SHARE NO. 3	0	274.548	274.548
**D	UBS (US) GROUP TRUST	0	202.600	202.600
**D	OPTIMIX WHOLESale GLOBAL SHARE TRUST	0	52.429	52.429
**D	LUCRF PTY LTD FOR THE LABOUR UNION CO-C	0		

452

Azionisti: 13  
 Azionisti in proprio: 2712

Teste: 2712  
 Azionisti in delega:

LISTA ESITO DELLE VOLTAZIONE  
 Oggetto: Determinazione numero componenti Cda

FAVOREVOLI

Badge	Ragione Sociale	Proprio	Delega	Totale
**D	ADVANCE INTERNATIONAL SHARE INDEX FUND	0	399.318	399.318
**D	SUPERANNUATION FUNDS MANAGEMENT CORPORATION OF SOUTH AUSTRALIA	0	68.855	68.855
**D	JPMORGAN FUND II ICVC - JPM BALANCED MAN	0	21.094	21.094
**D	UBS ASSET MANAGEMENT LIFE LTD	0	82.919	82.919
**D	WESTMINSTER AIF ARTEMIS GLOBAL GROWTH F	0	1.384.000	1.384.000
**D	JPM MULTI-ASSET INCOME FUND	0	103.197	103.197
**D	JPMORGAN FUND ICVC - JPM CAUTIOUS MANAG	0	626.321	626.321
**D	SOUTHERN COMPANY SYSTEM MASTER RETIREMEN	0	2.150.750	2.150.750
**D	ARMSTRONG WORLD INDUSTRIES INC MASTER TR	0	68.741	68.741
**D	RETIREMENT INCOME PLAN OF SAUDI ARABIAN	0	142.939	142.939
**D	FLEXSHARES STOXX GLOBAL ESG IMPACT INDEX	0	2.348	2.348
**D	ASPIRANT RISK MANAGED GLOBAL EQUITY FUND	0	3.971	3.971
**D	MINISTRY OF STRATEGY AND FINANCE	0	29.883	29.883
**D	MINISTRY OF STRATEGY AND FINANCE	0	3.593.583	3.593.583
**D	RETIREMENT INCOME PLAN OF SAUDI ARABIAN OIL COMPANY	0	96.300	96.300
**D	RETIREMENT INCOME PLAN OF SAUDI ARABIAN OIL COMPANY	0	36.679	36.679
**D	RETIREMENT INCOME PLAN OF SAUDI ARABIAN OIL COMPANY	0	215.721	215.721
**D	JNL-S&P INTERNATIONAL 5 FUND	0	470.433	470.433
**D	SEC MASTER PENSION TRUST	0	3.228.860	3.228.860
**D	FLEXSHARES STOXX GLOBAL BROAD INFRASTRUC	0	398.451	398.451
**D	AQR FUNDS - AQR INTERNATIONAL MULTI-STYLE FUND CORPORATION SERVICE COMPANY	0	274.482	274.482
**D	T ROWE PRICE INTERNATIONAL EQUITY INDEX	0	675.971	675.971
**D	EQ ADVISORS TRUST: EQ/PUTNAM INTERNA	0	1.451.111	1.451.111
**D	JNL/BLACKROCK GLOBAL ALLOCATION FUND	0	24.723.312	24.723.312
**D	MFS UTILITIES FUND	0	89.661	89.661
**D	AQR FUNDS - AQR INTERNATIONAL DEFENSIVE EQUITY FUND CORPORATION SERVICE COMPANY	0	302.818	302.818
**D	SEC MASTER PENSION TRUST SEC MASTER PENSION TRUST 208	0	1.170.475	1.170.475
**D	NVIT INTERNATIONAL INDEX FUND	0	333.385	333.385
**D	FLEXSHARES MORNINGSTAR DEVELOPED MARKETS	0	1.133.749	1.133.749
**D	JNL/MELLON CAPITAL INTVNL INDEX FUND	0	850.658	850.658
**D	EQ ADVISORS TST - ATM INTERNATIONAL MANA	0	95.215	95.215
**D	EQ ADVISORS TRUST - AXA TEMPLETON GLOBAL	0	385.295	385.295
**D	EQ ADVISORS TRUST-AXA GLOBAL EQ MANAGED	0	1.968.658	1.968.658
**D	NVIT MULTI-MANAGER INTERNATIONAL VALUE F	0	483.754	483.754
**D	EQ ADV. TRUST AXA INTL.CORE MANAGED VOLA	0	281.005	281.005
**D	AQR INTERNATIONAL EQUITY FUND	0	57.379	57.379
**D	AQR GLOBAL EQUITY FUND	0	2.218.200	2.218.200
**D	JNL/BROOKFIELD GLOBAL INFRASTRUCTURE FUND	0	9.323	9.323
**D	AQR FUNDS AQR TAX-MANAGED INTL MOMENTUM	0	396.800	396.800
**D	REYNOLDS AMERICAN DEFINED BENEFIT MASTER	0	206.497	206.497
**D	FUNDACAO CALOUSTE GULBENKIAN	0	2.144.571	2.144.571
**D	FIDELITY CENTRAL INVESTMENT PORTFOLIOS L	0	406.618	406.618
**D	GOLDMAN SACHS TRUST - GOLDMAN SACHS DYNAMIC ALLOCATION FUND	0	3.267.978	3.267.978
**D	GOLDMAN SACHS TRUST-G.S.INTL.TAX MANAGED	0		

453

## LISTA ESITO DELLE VOTAZIONI

Oggetto: Determinazione numero componenti Cda

## FAVOREVOLI

Badge	Ragione Sociale	Proprio	Delega	Totale
**D	GOLDMAN SACHS TRUST- GOLDMAN SACHS INTER	0	233.525	233.525
**D	GOLDMAN SACHS STRATEGIC INTERNATIONAL EQ	0	599.820	599.820
**D	PETERCAM B FUND	0	70.000	70.000
**D	THE MASTER TRUST BANK OF JAPAN LTD	0	9.812.150	9.812.150
**D	THE MASTER TRUST BANK OF JAPAN LTD	0	8.354.295	8.354.295
**D	THE MASTER TRUST BANK OF JAPAN, LTD AS TRUSTEE FOR MUTB400045796	0	9.952.576	9.952.576
**D	JPMORGAN LIFE LIMITED	0	84.259	84.259
**D	JPMORGAN LIFE LIMITED	0	30.140	30.140
**D	JPMORGAN LIFE LIMITED	0	342.714	342.714
**D	SANLAM LIFE AND PENSIONS UK LIMITED	0	2.769.674	2.769.674
**D	STICHTING SHELL PENSIOENFONDS	0	1.572.238	1.572.238
**D	SHELL PENSIONS TRUST LIMITED AS TRUSTEE OF SHELL CONTRIBUTORY PENSION FUND	0	2.710.456	2.710.456
**D	TFL PENSION FUND	0	26.588	26.588
**D	PLUMBING & MECHANICAL SERV (UK) INDUSTRY	0	220.482	220.482
**D	SOMERSET COUNTY COUNCIL PENSION FUND	0	101.800	101.800
**D	STICHTING ALGEMEEN PENSIOENFONDS PROVVISU	0	8.402.055	8.402.055
**D	THE MASTER TRUST BANK OF JAPAN, LTD. AS TRUSTEE FOR MUTB400045792	0	93.434.868	93.434.868
**D	VANGUARD TOTAL INTERNATIONAL STOCK INDEX	0	546.993	546.993
**D	PRUDENTIAL LEGACY INSURANCE COMPANY OF N	0	9.676.019	9.676.019
**D	MASTER TRUST BANK OF JAPAN, LTD. PENSION	0	9.803.313	9.803.313
**D	THE MASTER TRUST BANK OF JAPAN LTD	0	430.918	430.918
**D	VANGUARD FID COMPANY EUROPEAN STOCK INDE	0	1.482.312	1.482.312
**D	GOVERNMENT SUPERANNUATION FUND	0	150.000	150.000
**D	DEKA INVEST RE VSINVESTMENT GOCH-FONDS	0	170.929	170.929
**D	DEKA INVEST RE DEKA TRUST BALANCED-FONDS	0	36.096	36.096
**D	DEKA A-DIM-WETZLAR-FONDS	0	27.900	27.900
**D	DEKA A-DIM-WETZLAR-BALANCED-FONDS	0	21.100	21.100
**D	DEKA INVESTMENT GMBH RE SAPHIR-FONDS	0	17.913	17.913
**D	DEKA FUNDMASTER INVESTMENTGESELLSCHAFT M	0	79.227	79.227
**D	A-DOR-FONDS	0	5.650	5.650
**D	DEKA INVESTMENT GMBH RE DOHAMUN-FONDS DER IHK ZU DORTMUND	0	14.525	14.525
**D	DEKA INVESTMENT GMBH RE AMB-ES-FONDS	0	8.889	8.889
**D	DEKA INVEST GMBH DRUPA-FONDS	0	9.544	9.544
**D	DEKA INVESTMENT GMBH RE PFRUENDE INVEST	0	127.696	127.696
**D	DEKA INVESTMENT GMBH RE DBU SARASIN GLOB	0	31.500	31.500
**D	DEKA INVEST RE DEKA-ZMV-FONDS	0	18.629	18.629
**D	DEKA INVESTMENT GMBH RE STADTBahn-FONDS	0	26.479	26.479
**D	DEKA INVEST REGIONALE-WUPPERTAL-FONDS	0	10.560	10.560
**D	DEKA INVESTMENT GMBH RE DEKA-KSG-FONDS	0	19.836	19.836
**D	DEKA INVEST MAULBRONN-STROMBERG-FONDS	0	42.550	42.550
**D	DEKA INVEST RE KOMMUNAL-TUT-BALANCED -FO	0	10.468	10.468
**D	DEKA INVESTMENT GMBH RE VER 03-FONDS	0	8.000	8.000
**D	KIRCHHEIM UNTER TECK FONDS	0	7.000	7.000
**D	DEKA INVEST GMBH RE BODENSEE-FONDS	0		

## LISTA ESITO DELLE VOTAZIONE

Oggetto: Determinazione numero componenti Cda

## FAVOREVOLI

Badge	Regione Sociale	Proprio	Delega	Totale
**D	DEKA INVESTMENT GMBH RE DEKA-BR 20	0	11.611	11.611
**D	DEKA INVEST. GMBH RE A-KLB-MASTERFONDS	0	686.300	686.300
**D	DEKA INVEST RE PRIVAT VORSORGE AS-FONDS	0	320.000	320.000
**D	DEKA INVESTMENT GMBH RE PRODEKA	0	284.000	284.000
**D	DEKA INVEST GMBH RE AGR DENA I	0	50.031	50.031
**D	DEKA INVEST GMBH RE DEKA-CUX-LCR-FONDS	0	20.000	20.000
**D	DEKA INVESTMENT GMBH RE A-KSK FULDA-FOND	0	55.000	55.000
**D	DEKA INVESTMENT GMBH RE MFR-MASTERFONDS	0	116.306	116.306
**D	DEKA INV RE MRG DEUTSCHLAND BALANCE	0	4.300	4.300
**D	DEKA INVEST.GMBH RE A-HAM-FONDS	0	39.399	39.399
**D	DEKA INVESTMENT GMBH TRIANON-FONDS AKTIE	0	46.981	46.981
**D	DEKA INVEST. A-NORDHAUSEN 2-FONDS	0	60.300	60.300
**D	DEKA INVESTMENT GMBH RE S BROKER 1 FONDS	0	43.000	43.000
**D	DEKA INV. GMBH RE A-GOLDENE AUE-FONDS	0	75.000	75.000
**D	DEKA INVESTMENT GMBH RE A-SKGO-FONDS	0	20.000	20.000
**D	DEKA INVESTMENT GMBH RE LANDSBERG-FONDS	0	43.400	43.400
**D	DEKA INVESTMENT GMBH RE A-ASD-FONDS	0	26.600	26.600
**D	DEKA INVESTMENT GMBH RE A-AMISIA-FONDS	0	85.000	85.000
**D	DEKA INVESTMENT GMBH RE GRAF ENGELBERT I	0	96.816	96.816
**D	DEKA INVESTMENT GMBH RE TUT-MASTERFONDS	0	20.000	20.000
**D	DEKA A-BAD HERSFELD-FONDS	0	24.000	24.000
**D	DEKA INVESTMENT GMBH RE A WITTRING ICR FONDS	0	13.950	13.950
**D	DEKA INVESTMENT GMBH RE DEKA VALUE PLUS	0	214.211	214.211
**D	RAGS-FUNDMASTER	0	100.347	100.347
**D	KAPITALFORENINGEN PENSAM INVEST PSI 30 EUROPAEISKE AKTIER	0	1.367.405	1.367.405
**D	KAPITALFORENINGEN PENSAM INVEST PSI	0	44.760	44.760
**D	DEAM FONDS VVK 2	0	22.521	22.521
**D	DEAM-FONDS MMII DEUT ASSET MAN INV	0	178.122	178.122
**D	ALLIANZGI-FONDS DSPT	0	602.914	602.914
**D	UKA-FONDS	0	141.870	141.870
**D	SCHRODER DIVERSIFIED GROWTH FUND	0	184.862	184.862
**D	THE MASTER TRUST BANK OF JAPAN LTD	0	325.174	325.174
**D	BUREAU OF LABOR FUNDS- LABOR PENSION FUND	0	1.439.557	1.439.557
**D	BUREAU OF LABOR FUNDS-LABOR INSURANCE FUND	0	966.239	966.239
**D	BUREAU OF LABOR FUNDS-LABOR INSURANCE FUND	0	80.895	80.895
**D	NATIONWIDE INTERNATIONAL INDEX FUND	0	853.299	853.299
**D	STICHTING ASR BEWAARDE	0	1.385.753	1.385.753
**D	JPMORGAN EUROPEAN INVESTMENT TRUST PLC	0	384.708	384.708
**D	KAPITALFORENINGEN ISITUTIONEL INVESTOR EUROPAEISKE AKTIER	0	177.387	177.387
**D	PENSIONSKASSEN FOR BORNE-OG UNGDOMS	0	393.450	393.450
**D	STATE OF WYOMING	0	345.106	345.106
**D	TRUST AND CUSTODY SERVICED BANK LIMITED	0	1.596.246	1.596.246
**D	DEKA INV RE HASPA POTENZ GERMANY NONALF	0	68.000	68.000

LISTA ESITO DELLE VOTAZIONE

Oggetto: Determinazione numero componenti CdA

FAVOREVOLI

Badge	Ragione Sociale	Proprio	Delega	Totale
**D	DEKA INTL S.A GLOBALE AKTIEN LOWRISK	0	277.360	277.360
**D	INTERNATIONAL FUND MANAGEMENT S.A.	0	24.010	24.010
**D	DEKA INTERNATIONAL S.A. RE DEKA-EUROSTOC	0	2.613.821	2.613.821
**D	DEKA INTERNATIONAL S.A. RE DEKA-EURO PAGARANT	0	620.303	620.303
**D	DEKA INTERNATIONAL S.A. RE DEKA PRIVATE	0	4.600	4.600
**D	DEKA INTERNATIONAL S.A. RE DEKALUX-EUROPA	0	580.000	580.000
**D	DEKA INTERNATIONAL S.A. RE DEKA-EUROPAVA	0	183.800	183.800
**D	INTERNATIONAL FUND MANAGEMENT S.A. RE IF	0	3.170.000	3.170.000
**D	INTERNATIONAL FUND MANAGEMENT S.A. RE IFM	0	520.000	520.000
**D	EQ ADV TRUST EQ/INT. EQ. INDEX PORTFOLIO	0	2.088.879	2.088.879
**D	EQ ADVISORS TRUST-AXA/AB DYNAMIC GROWTH	0	326.760	326.760
**D	EQ ADVISORS TRUST-AXA INTL.MANAGED VOLAT	0	1.101.126	1.101.126
**D	BOILERMAKERS NATIONAL ANNUITY TRUST	0	79.378	79.378
**D	VANTAGETRUST III MASTER COLLECTIVE INVES	0	3.039.866	3.039.866
**D	THE MASTER TRUST BANK OF JAPAN LTD	0	166.988	166.988
**D	STICHTING PENSIOENFONDS VOOR HUISARTSEN	0	478.380	478.380
**D	THE MASTER TRUST BANK OF JAPAN	0	170.266	170.266
**D	BUREAU OF LABOR FUNDS-LABOR INSURANCE FUND	0	208.295	208.295
**D	BUREAU OF LABOR FUNDS - LABOR RETIREMENT FUND	0	54.304	54.304
**D	BUREAU OF LABOR FUNDS - LABOR RETIREMENT	0	18.597	18.597
**D	MISSOURI EDUCATION PENSION TRUST	0	695.708	695.708
**D	CITY OF PHILADELPHIA PUBLIC RETIREMENT	0	363.805	363.805
**D	NEW YORK STATE COMMON RETIREMENT FUND	0	7.280.566	7.280.566
**D	FIDELITY INVESTMENT FUNDS - FIDELITY	0	78.074	78.074
**D	SCHRODER QEP GLOBAL CORE FUND	0	388.919	388.919
**D	SCHRODER QEP GLOBAL ACTIVE VALUE FUND	0	893.142	893.142
**D	FIDELITY INVESTMENT FUNDS - FIDELITY MONEYBUILDER WORLD INDEX FUND	0	411.865	411.865
**D	THE MASTER TRUST BANK OF JAPAN LTD	0	109.309	109.309
**D	TRUST AND CUSTODY SERVICED BANK LIMITED	0	96.828	96.828
**D	COLUMBIA CAPITAL ALLOCAT.MODERATE CONSER	0	155.632	155.632
**D	COLUMBIA CAPITAL ALLOCATION AGGRESSIVE F	0	67.021	67.021
**D	COLUMBIA CAPITAL ALLOCATION CONSERVATIVE	0	36.108	36.108
**D	JPMORGAN INSURANCE TRUST GLOBAL ALLOCATI	0	40.290	40.290
**D	JPMORGAN DIVERSIFIED FUND	0	23.622	23.622
**D	JPMORGAN INCOME BUILDER FUND	0	17.304	17.304
**D	COMMINGLED PEN TR FD INTL.(RES.ENHAN.IND)	0	290.499	290.499
**D	COMMINGLED PENSION TR FUN INT OPPORTUNIT	0	1.422.428	1.422.428
**D	JPMORGAN INTERNAT. RESEARCH ENHANCED EQUI	0	80.830	80.830
**D	MFS GLOBAL ALTERNATIVE STRATEGY FUND	0	4.407.658	4.407.658
**D	JPMORGAN GLOBAL ALLOCATION FUND	0	2.413.502	2.413.502
**D	JPMORGAN GLOBAL RESEARCH ENHANCED INDEX FUND	0	29.398	29.398
**D		0	524.701	524.701
**D		0	3.225.979	3.225.979

456

## LISTA ESITO DELLE VOTAZIONE

Oggetto: Determinazione numero componenti CdA

## FAVOREVOLI

Badge	Ragione Sociale	Proprio	Delega	Totale
**D	PGIM INVESTMENTS INC THREE GATEWAY CENTE	0	10.045	10.045
**D	MFS INTERNATIONAL RESEARCH EQUITY LLC	0	90.232	90.232
**D	PROVEDA GLOBAL EQUITY, LP	0	3.936	3.936
**D	MMA PRAXIS INTERNATIONAL INDEX FUND	0	86.564	86.564
**D	NEW MEXICO STATE INVESTMENT COUNCIL	0	550.878	550.878
**D	JPMORGAN DIVERSIFIED REAL RETURN FUND	0	23.959	23.959
**D	OWENS CORNING DEFINED BENEFIT MAS TR	0	95.760	95.760
**D	VERMONT PENSION INVESTMENT COMMITTEE	0	762.716	762.716
**D	DELTA MASTER TRUST	0	103.349	103.349
**D	RETIREMENT PLAN FOR EMPLOYEES OF AETNA I	0	43.817	43.817
**D	KATHERINE C. MOORE CHARITABLE LEAD ANNUITY TRUST II	0	6.060	6.060
**D	JPMORGAN DIVERS RETURN EU EQUIT ETF	0	26.120	26.120
**D	PROSHARES HEDGED FTSE EUROPE ETF	0	3.668	3.668
**D	O'SHARES FTSE EUROPE QUALITY DIVIDEND ET	0	54.810	54.810
**D	DUKE ENERGY RETIREMENT SAVINGS PLAN	0	396.100	396.100
**D	THE KATHERINE MOORE REVOCABLE TRUST	0	15.133	15.133
**D	OPPENHEIMER MACQUARIE GLOBAL INFRASTRUCR	0	57.795	57.795
**D	MULTI-MAN DIRECT ALTERNATIVE STRATE FUND	0	171.889	171.889
**D	VALEO NORTH AMERICA, INC. MASTER PENSION	0	65.067	65.067
**D	FIDELITY INVESTMENTS MONEY MANAGEMENT INC	0	8.517	8.517
**D	SCHRODER GLOBAL MULTI-CAP VALUE PORTFOLIO L.P	0	24.270	24.270
**D	NEW MEXICO STATE INVESTMENT COUNCIL	0	1.121.765	1.121.765
**D	JAB CONSOLIDATED LTD	0	1.426	1.426
**D	JFB I LTD	0	1.345	1.345
**D	FM KIRBY DTD TRUST 1/3/75 FBO JEFFERSON W KIRBY	0	6.506	6.506
**D	FM KIRBY TRUST DTD 1/3/75 FBO S DILLARD KIRBY	0	8.853	8.853
**D	F.M.KIRBY TRUST DATED 1/3/75 FBO FRED M. KIRBY III	0	6.505	6.505
**D	UBS FTSE RAFI DEVELOPED 1000 INDEX FUND	0	304.555	304.555
**D	LA CAISSE COMMUNE DES COMMISSIONS DES REGIMES DES EMPLOYES MANUELS DE LA VILLE DE MONTREAL	0	99.894	99.894
**D	THE PHASE INVESTMENT FUND	0	65.696	65.696
**D	LABORERS PENSION FUND OF WESTERN CANADA	0	136.800	136.800
**D	AURION INTERNATIONAL DAILY EQUITY FD	0	38.574	38.574
**D	SHELL CANADA 2007 PENSION TRUST	0	205.878	205.878
**D	SUN LIFE MFS LOW VOLATILY INTERNATION	0	119.297	119.297
**D	BENTON INVESTMENT FUND	0	82.970	82.970
**D	MANULIFE ASSET MANAGEMENT GLOBAL FUND	0	801.495	801.495
**D	MANULIFE GLOBAL DIVIDEND GROWTH FUND	0	770.293	770.293
**D	REGIME DE RETRAITE DE L'UNIVER DU QUEBEC	0	182.066	182.066
**D	THE BOMBARDIER TRUST (UK)	0	1.604.605	1.604.605
**D	BOMBARDIER TRUST(CANADA) GLOBAL EQUIT FU	0	443.880	443.880
**D	BOMBARDIER TRUST (CANADA) REAL RETURN AS	0	1.109.026	1.109.026
**D	THE BOMBARDIER TRUST (UK)	0	120.322	120.322
**D	BOMBARDIER TRUST(CANADA) GLOBAL EQUIT FU	0	171.679	171.679

Azionisti:  
Azionisti in proprio:

Teste:

5 Azionisti in delega:

Pagina 18

13  
2712

LISTA ESITO DELLE VOTAZIONE  
 Oggetto: Determinazione numero componenti Cda

FAVOREVOLI

Badge	Ragione Sociale	Proprio	Delega	Totale
**D	BROOKFIELD GLOBAL INFRASTRUCTURE SECURIT	0	340.600	340.600
**D	BROOKFIELD GLOBAL LISTED INFRASTRUCTURE	0	827.900	827.900
**D	DOERASCO EMPLOYEES SAV & PRO SHARING FUND	0	55.424	55.424
**D	ARCELOMITTAL DOFASCO INC HYBRID PLAN	0	238.697	238.697
**D	EL FINANCIAL CORPORATION LIMITED	0	159.800	159.800
**D	EL FINANCIAL CORPORATION LIMITED	0	445.000	445.000
**D	ELECTRICAL INDUSTRY PENS TR FUND ALBERTA	0	75.200	75.200
**D	FONDS DE SOLIDARITE DES TRAV.QUEBEC FTQ	0	153.447	153.447
**D	FONDS COMMUN REG RETRAITE UNIVERSIT LAV	0	45.310	45.310
**D	FU715 FONDS INDUSTRIELLE ALLIANCE	0	75.939	75.939
**D	PERPETUAL ECONOMIC DIVERSIF. GLOBAL EQUI	0	94.760	94.760
**D	CUSTOM PORTFOLIO SOLUTIONS GLOBAL MAN T	0	5.247	5.247
**D	MACQUARIE GLOBAL INFRASTRUCTURE INCOME F	0	88.367	88.367
**D	HEXAVEST EUROPE FUND	0	2.255.514	2.255.514
**D	HEXAVEST EUROPAC FUND	0	94.130	94.130
**D	REGIME DE RETRAITE D HYDRO QUEBEC	0	615.700	615.700
**D	PERPETUAL PRIVATE INTERNAT SHARE FUND	0	569.700	569.700
**D	PAVILLON INTERNAT FOCUSED EQUITY POOL	0	73.800	73.800
**D	MANULIFE INTERNATIONAL EQUITY INDEX FUND	0	33.427	33.427
**D	MANULIFE INVESTMENT EXCHANGE FUND CORP	0	252.000	252.000
**D	MANULIFE GLOBAL INFRASTRUCTURE FUND	0	724.900	724.900
**D	MANULIFE SOBEYS GLOBAL EQUITY FUND UT	0	341.400	341.400
**D	MANULIFE GLOBAL ENHANCED EQUITY FUND AQR	0	3.175	3.175
**D	MFS GLOBAL RESEARCH FUND	0	805.248	805.248
**D	MFS CANADIAN EQUITY PLUS FUND	0	14.229	14.229
**D	ASSOCIATION BIENF RETR POL VILLE MONTREA	0	86.200	86.200
**D	NATWEST DEP SW SVSTPI IBI GS C	0	318.480	318.480
**D	REG RETR EMPL MANUELS VILLE MONTREAL	0	230.393	230.393
**D	PACIFIC SALMON COMMISSION LSV	0	94.300	94.300
**D	CIDEL BANK & TRUST INC AS TRUSTEE	0	35.645	35.645
**D	ALDER INVESTMENT FUND	0	129.279	129.279
**D	NORFOLK PENSION FUND	0	1.146.240	1.146.240
**D	M AND S WORLDWIDE MANAGED FUND WORL	0	350.434	350.434
**D	SOUTH YORKSHIRE PENSIONS AUTHORITY	0	1.270.000	1.270.000
**D	WEST MIDLANDS METROPOLITAN AUT PENS FD	0	1.942.000	1.942.000
**D	WEST YORKSHIRE PENSION FUND	0	1.750.000	1.750.000
**D	CITY E COUNTY OF SWANSEA PENSION FUND	0	277.472	277.472
**D	HENDERSON INTERNATIONAL INCOME TRUST PLC	0	891.500	891.500
**D	BBC PENSION SCHEME	0	1.268.300	1.268.300
**D	NATIONAL GRID UK PENSION SCHEME	0	1.622.846	1.622.846
**D	PHOENIX UNIT TRUST MANAGERS EURO	0	262.486	262.486
**D	PHOENIX UNIT TRUST MANAGERS BOTHWELL EUROPE FUND	0	4.438.396	4.438.396
**D	DE SHAW VALDE ALL COUNTRY ALPHA EXTENSION FUND	0	242.487	242.487

458

2712  
 3  
 Teste: Azionisti in delega.

LISTA ESITO DELLE VOTAZIONE  
 Oggetto: Determinazione numero componenti CdA

FAVOREVOLI

Badge	Ragione Sociale	Proprio	Delega	Totale
**D	KBI GLOBAL RESOURCES SOLUTIONS CIT	0	36.246	36.246
**D	JPMORGAN MULTI BALANCED FUND	0	201.595	201.595
**D	DPAM CAP B EQU EMU INDEX	0	1.584.964	1.584.964
**D	DPAM DBI-RVD EQUITIES EMU	0	164.339	164.339
**D	DPAM CAP B EQU EUROPE IND	0	587.081	587.081
**D	II EQUITIES EURO	0	535.000	535.000
**D	DPAM CAP B EQU EMU BEH VAL	0	3.000.000	3.000.000
**D	JSS INVESTMENTFONDS	0	1.756.565	1.756.565
**D	SCHWAB INTERNATIONAL INDEX FUND	0	1.918.958	1.918.958
**D	THE MASTER TRUST BANK OF JAPAN LTD	0	132.000	132.000
**D	FIDELITY FUNDS SICAV	0	41.846.119	41.846.119
**D	FTL LIMITED	0	4.342	4.342
**D	JAPAN TRUSTEE SERVICES BANK LTD	0	103.608	103.608
**D	THE MASTER TRUST BANK OF JAPAN LTD	0	20.510	20.510
**D	SCHWAB FUNDAMENTAL INTER LARGE COMP IN F	0	1.410.149	1.410.149
**D	THE MASTER TRUST BANK OF JAPAN LTD	0	252.000	252.000
**D	HSBC POOLED INVESTMENT FUND, HSBC POOLED EUROPEAN EQUITY FUND	0	7.274.060	7.274.060
**D	SHENEP EURO INDEX SECURITY MASTER INVEST	0	78.057	78.057
**D	AG2R REUNICA PREVOYANCE	0	320.000	320.000
**D	SAINTE MARTIN 2	0	1.117.542	1.117.542
**D	BNPP RETRAITE RESPONSABLE 2031 2033	0	62.055	62.055
**D	IRCOM RETRAITE DIVERSIFIE	0	260.000	260.000
**D	FCPE GPE FMC FCE DIV BNP	0	43.857	43.857
**D	FCPE LIMACTIF	0	65.263	65.263
**D	FCPE LESAFFRE EQUILLIBRE RESPO AND SOLIDA	0	118.152	118.152
**D	FCPE BMS ACTIONS	0	88.959	88.959
**D	BNP PARIBAS RETRAITE 2025 2027	0	201.655	201.655
**D	FCP BNP PARIBAS ACTIONS EUROLAND	0	906.066	906.066
**D	FCP BNP PARIBAS ACTIONS EUROPE	0	31.976	31.976
**D	FCP NATIO-FONDS COLLINE 1	0	3.794.277	3.794.277
**D	BNP EURO VALEURS DURAB	0	1.186.976	1.186.976
**D	ALM ACT ZONE EUR ISR	0	2.700.000	2.700.000
**D	FCPE SAUR EPARGNE	0	177.502	177.502
**D	FCPE FDS DIVERSIF.TEL 1	0	35.963	35.963
**D	FCPE ALM ACTIONS EURO	0	3.340.000	3.340.000
**D	FCP NF COLLINES INVEST 3	0	2.587.012	2.587.012
**D	BNP PARIBAS RETRAITE	0	67.897	67.897
**D	BNP PARIBAS RETRAITE 75	0	233.183	233.183
**D	BNP PARIBAS RETRAITE 100	0	775.026	775.026
**D	FCPE MULTIPAR EQ. SOC. RES	0	732.543	732.543
**D	FCPE MULTIPAR ACTS SR	0	1.159.314	1.159.314
**D	BNP PARIBAS EUROPE DIV RESPONSABLE	0	1.145.408	1.145.408
**D	MULTIPAR SOLIDAIRE DYNA SR	0	1.652.941	1.652.941

459



Azionisti: 2717 Teste: 13  
 Azionisti in proprio: 2712 Azionisti in delega:



LISTA ESITO DELLE VOTAZIONE  
 Oggetto: Determinazione numero componenti Cda

FAVOREVOLI

Badge	Ragione Sociale	Proprio	Delega	Totale
**D	BNP PARIBAS ACT EUR RESP	0	1.904.470	1.904.470
**D	FCP CAMGEST VALEURS EURO	0	567.632	567.632
**D	FCPE HORIZON EP. ACTION	0	54.155	54.155
**D	FCP GERISO	0	19.191	19.191
**D	FCP DIVERS D&O CAMGEST	0	87.621	87.621
**D	FCP LITHIUM	0	899.357	899.357
**D	BNPP RETR RESP 2025 2027	0	73.342	73.342
**D	BNPP RET RESP 2028 2030	0	56.653	56.653
**D	FCPE HARMONY	0	68.937	68.937
**D	CRCEF BNPP AM	0	175.018	175.018
**D	MAIF INVEST RESPO EUROPE	0	388.377	388.377
**D	GROUPAMA GAN VIE	0	632.260	632.260
**D	FCP GROUPAMA FCRI	0	108.752	108.752
**D	FCP PARIS VAL DE LOIRE ACTIONS EURO	0	120.902	120.902
**D	FCP GROUPAMA RHONES ALPES AUVERGNE	0	20.855	20.855
**D	FCP GROUPAMA GRAND EST	0	34.615	34.615
**D	FCP GROUPAMA LOIRE BRETAGNE	0	27.808	27.808
**D	FCPE GERP DEV DUR EQUILLIBRE	0	304.000	304.000
**D	FCP GAN FRANCE SELECT	0	91.178	91.178
**D	FCP TA-ITA OBBLIGAZIONI	0	90.865	90.865
**D	FCP GROUPAMA CR GENOVA 1	0	146.039	146.039
**D	FCP GROUPAMA CR ACTIONS EUROS	0	104.143	104.143
**D	FCP GR.NORD EST ACTIONS	0	88.912	88.912
**D	FCP WALLON	0	142.952	142.952
**D	FCP GROUPAMA DEPENDANCE	0	19.536	19.536
**D	FCP GROUPAMA AAEAX	0	51.861	51.861
**D	FCP GAN EUROSTRATEGIE	0	104.603	104.603
**D	FCP ASTORG CROISSANCE EMERGING	0	247.666	247.666
**D	FCPE GROUPAM EPARGNE RESPONSABLE PERSPEC	0	360.000	360.000
**D	FCPE GROUPAMA EPARGNE RESPONSABLE	0	355.300	355.300
**D	FCP GROUPAMA LOIRE BRETAGNE 2	0	15.367	15.367
**D	FCP MICHELET UK TUNNEL	0	30.849	30.849
**D	FCP ASTORG FLEXIBLE ALLOCATION	0	186.423	186.423
**D	FCP ASTORG TUNNEL STX	0	534.780	534.780
**D	AGIPI MONDE DURABLE	0	257.829	257.829
**D	FCP AIR FRANCE IFC	0	68.548	68.548
**D	AXA INTERNATIONAL ACTIONS	0	9.000	9.000
**D	FCP AXIVA ACTION 1	0	61.645	61.645
**D	AXA ROSENBERG INTERNATIONAL	0	246.000	246.000
**D	AXA ROSENBERG EUROBLOC	0	2.775.000	2.775.000
**D	FCP SAKKARAH 7	0	172.520	172.520
**D	BARYUM QUANT FCP	0	567.000	567.000
**D	VILLIERS DIVERSIFIE BNP PAM	0	1.831.126	1.831.126

460

## LISTA ESITO DELLE VOTAZIONE

Oggetto: Determinazione numero componenti Cda

## FAVOREVOLI

Badge	Regione Sociale	Proprio	Delega	Totale
**D	ERAPP ACTION EURO III	0	5.394.694	5.394.694
**D	GA FUND I	0	17.219	17.219
**D	PARVEST	0	696.148	696.148
**D	PARVEST	0	5.748.072	5.748.072
**D	BNP PARIBAS LI	0	563.034	563.034
**D	PARVEST	0	540.386	540.386
**D	AXA LEBEN AG	0	408.000	408.000
**D	AXA VERSICHERUNGEN AG	0	102.000	102.000
**D	CM EUROPE ACTIONS	0	232.838	232.838
**D	FCP CIC TECHNO COM	0	127.000	127.000
**D	FCP UNION EUROPE	0	1.763.359	1.763.359
**D	UNION EUROPE VALUE	0	1.361.042	1.361.042
**D	FCP CM ACTIONS EURO	0	1.132.155	1.132.155
**D	FCP UNION LONG SHORT EUROPE	0	104.989	104.989
**D	UNIVERSE THE CMI GLOBAL NETWORK FUND	0	1.082.903	1.082.903
**D	JO HAMBRO CAPITAL MANAGEMENT UMBRELLA FU	0	2.451.255	2.451.255
**D	CAPITAL GROUP ABSOLUTE INCOME GROWER COM	0	257.492	257.492
**D	CAPITAL GUARDIAN ALL COUNTRY WORLD EQUITY FUND FOR TAX - EXEMPT TRUSTS	0	7.750	7.750
**D	FQ ESSENTIAL BETA FUND LTD	0	72.882	72.882
**D	CAPITAL GROUP EMPLOYEE BENEFIT INV.TRUST	0	1.177.079	1.177.079
**D	CAPITAL INTERNATIONAL WORLD EQUITY	0	47.367	47.367
**D	STATE FARM MUTUAL AUTOMOBILE INS.CO	0	93.148	93.148
**D	EQ ADVISORS TRUST - AXA SMARTBETA EQUITY	0	3.000	3.000
**D	PUBLIC EMPLOYEES RETIREMENT SYSTEM OF OH	0	3.755.946	3.755.946
**D	AVIVA LIFE & PENSIONS UK LIMITED	0	1.040.358	1.040.358
**D	GREATER MANCHESTER PENSION FUND	0	735.817	735.817
**D	LINCOLNSHIRE COUNTY COUNCIL PENSION FUND	0	171.408	171.408
**D	UNIVERSITIES SUPERANNUATION SCHEME	0	17.799.691	17.799.691
**D	AVIVA LIFE AND PENSIONS UK LIMITED	0	3.512.672	3.512.672
**D	NEW YORK STATE COMMON RETIREMENT FUND	0	467.446	467.446
**D	AXA ROSENBERG EUROPEAN FUND	0	105.000	105.000
**D	AXA ROSENBERG GLOBAL FUND	0	489.000	489.000
**D	FIDELITY INSTITUTIONAL PAN EUROPEAN FUND	0	422.650	422.650
**D	STATE FARM INSURANCE CO EMPLO.RET TS	0	129.685	129.685
**D	1290 FUNDS - 1290 SMARTBETA EQUITY FUND	0	3.000	3.000
**D	CAPITAL GUARDIAN INTERNATIONAL (NON US) EQUITY FUND FOR TAX EXEMPT TRUSTS	0	185.904	185.904
**D	CAPITAL GUARDIAN GLOBAL EQUITY FUND	0	30.500	30.500
**D	NBIMC EAFE EQUITY INDEX FUND - CLASS N	0	222.603	222.603
**D	AXA INSURANCE UK PLC	0	42.000	42.000
**D	AXA INSURANCE LIMITED	0	705.000	705.000
**D	FTSE ALL WORLD INDEX FUND	0	494.560	494.560
**D	FRIENDS LIFE LIMITED	0	1.680.741	1.680.741
**D	CENTRAL FINANCE BOARD METHODIST CHURCH	0	46.000	46.000

Azionisti:  
Azionisti in proprio:2717  
5Teste:  
Azionisti in delega:13  
2712

Pagina 22

LISTA ESITO DELLE VOTAZIONE  
 Oggetto: Determinazione numero componenti Cda

FAVOREVOLI

Badge	Ragione Sociale	Proprio	Delega	Totale
**D	FLF STRATEGIC GLOBAL EQUITY FUND	0	247.618	247.618
**D	REASSURE LIMITED	0	269.678	269.678
**D	HSBC EUROPEAN INDEX FUND	0	1.476.059	1.476.059
**D	FRIENDS LIFE AND PENSIONS LIMITED	0	122.121	122.121
**D	AXA GLOBAL DISTRIBUTION FUND	0	111.000	111.000
**D	HSBC INSTITUTIONAL TRUST SERVICES	0	343.554	343.554
**D	HSBC ETFs PLC	0	455.762	455.762
**D	HSBC GLOBAL INVESTMENT FUNDS	0	533.680	533.680
**D	HSBC GLOBAL INVESTMENT FUNDS EUROPEAN EQ	0	452.429	452.429
**D	HSBC GLOBAL INVESTMENT FUNDS	0	79.903	79.903
**D	SEI SYSTEMATIC FIN MGMT MSTR	0	79.300	79.300
**D	LOMBARD ODIER FUNDS (SWITZERLAND) SA I3D	0	976.801	976.801
**D	TRUST E CUSTODY SERVICES BANK LTD	0	1.151.702	1.151.702
**D	TRUST & CUSTODY SERVICES BANK LTD AS TRUSTEE FOR PENSION INVESTMENT FUND TRUST NUMBER 21	0	208.301	208.301
**D	MHTB (LUX)/TMA UMBRELLA FUND-GLOBAL EQUI	0	52.600	52.600
**D	NIKKO AM INVESTMENT TRUST (LUXEMBOURG) - NIKKO AM INTECH KOKUSAI FUND	0	1.462	1.462
**D	TMA UMBRELLA FD-TMA ACWI EX-JAPAN PORTF.	0	69.900	69.900
**D	ASR LEVENSVZERKERING N.V.	0	369.589	369.589
**D	ASR EURO AANDELEN POOL (ASSETS)	0	335.575	335.575
**D	AMEV LEVEN BELEGGINGEN	0	1.161.685	1.161.685
**D	AMERSF ALG BELEGGINGEN INZAKE AOV	0	153.521	153.521
**D	ASR AANVULLENDE ZIETEKOSTENVERSEKERINGN	0	20.732	20.732
**D	EUROPESCHE VERZEKERING MAATSCHAPPIJ NV	0	9.498	9.498
**D	AXENT NABESTAANDENZORG N.V.	0	262.616	262.616
**D	AMEV SCHADE BELEGGINGEN	0	199.341	199.341
**D	ASR LEVENSVZERKERING DE EENDRAGT PENSIO	0	120.429	120.429
**D	SWISSCANTO FONDSLEITUNG AG	0	3.267.941	3.267.941
**D	SWISS NATIONAL BANK	0	28.906.619	28.906.619
**D	GLOBAL INFRASTR DIV FOCUS EQUITY FUND	0	7.911.592	7.911.592
**D	PHITRUST ACTIVE INVESTORS EURO ACTIVE INVESTORS FUND	0	19.422	19.422
**D	HSBC EUROPEAN GROWTH FUND	0	1.320.817	1.320.817
**D	HSBC BALANCED FUND	0	187.646	187.646
**D	AI DEVELOPED EUROPEAN EX UK EQUITY	0	390.853	390.853
**D	GAM INVESTMENT MANAGEMENT (SWITZERLAND) LTD.	0	235.540	235.540
**D	KAIROS INTERNATIONAL SICAV - ITALIA	0	2.500.000	2.500.000
**D	KAIROS INTERNATIONAL SICAV - TARGET ITALY ALPHA	0	500.000	500.000
**D	KAIROS INTERNATIONAL SICAV - RISORGIMENTO	0	1.500.000	1.500.000
**D	D.E SHAW COUNTRY GLOBAL ALPHA EXTENSION PORTFOLIOS LLC	0	9.013	9.013
**D	DIVERSIFIE ACTIONS 50-65 DU CD	0	16.788	16.788
**D	ALAS INV SERVICESMONDRIAN INV	0	224.261	224.261
**D	DREYFUS VARIABLE INTERNATIONAL VAL	0	121.052	121.052
**D	AZL NFJ INTERNATIONAL VALUE FUND	0	33.339	33.339
**D	FTB FBO MEA ADVANCE INVEST MANAGERS	0	51.566	51.566

462


## LISTA ESITO DELLE VOTAZIONI

Oggetto: Determinazione numero componenti CdA

## FAVOREVOLI

Badge	Ragione Sociale	Proprio	Delega	Totale
**D	BOK TRANSCO ENERGY EMP WEL BEN TR	0	11.800	11.800
**D	RPTCL GRPF RUSSELL MOMENTUM	0	197.247	197.247
**D	DEUTSCHE XTRKS MSCI ALL WORLD HDG	0	38.027	38.027
**D	BNYMTCIL CGF EUR EQ FD	0	225.000	225.000
**D	BNYMTCIL MK DIVGRTFD	0	3.180	3.180
**D	DREYFUS GLOBAL INFRASTRUCTURE FUND	0	26.860	26.860
**D	DREYFUS STRATEGIC BETA GLOBAL EQ FD	0	22.898	22.898
**D	BOK KIC AAEQ 3	0	306.568	306.568
**D	MSAR SCHRODER	0	257.048	257.048
**D	BOK KIC GAEO 21	0	1.102.304	1.102.304
**D	BOK MCM DM PEQ	0	344.964	344.964
**D	BOK KIC GAEO16	0	1.493.489	1.493.489
**D	NNIP BM I NNIP GLOBAL EQUITY FUND	0	6.736.569	6.736.569
**D	SUBSIDIZED SCHOOLS P FUND NORTHERN	0	182.537	182.537
**D	NN PPINV NN PREMIUM DIVIDEND FUND	0	809.107	809.107
**D	NN PPINV NN EUROPE FUND	0	2.461.651	2.461.651
**D	NN PPINV NN GLOBAL FUND	0	6.441.822	6.441.822
**D	ACHIT HAI RHUMBLINE EAFE	0	10.327	10.327
**D	HRCD RPMT HAP RHUMBLINE EAFE	0	6.573	6.573
**D	PS FTSE IO BT EQ WT PORT	0	43.145	43.145
**D	NATWEST DEP SPF EUROPE EQ SSGA	0	189.313	189.313
**D	KAPITALFORENINGEN EMD INVEST, GLOBALE AK TIER/II	0	45.086	45.086
**D	KAPITALFORENINGEN EMD INVEST, GLOBALE AK TIER/III	0	53.423	53.423
**D	55002 UP EUROPÆISKE AKTIER	0	1.144.111	1.144.111
**D	CEP DEP IP GLOBAL EX UK ENHAN IND	0	134.080	134.080
**D	CEP DEP IP EUROPEAN EQTY INCOME	0	3.567.221	3.567.221
**D	CEP DEP IP EUROPEAN HIGH INCOME	0	67.137	67.137
**D	55041 KUP GLOBALE AKTIER IV	0	16.346	16.346
**D	BNYMTCIL IFS INV CONT EURO EQ FD	0	508.693	508.693
**D	56053 IP GLOBAL EQUITIES I	0	376.531	376.531
**D	NON US EQUITY MGRS PORT 4 LSV	0	649.000	649.000
**D	GOLDMAN SACHS GMS ERISA GROUP TRUST	0	156.200	156.200
**D	LSV NONUS EQUITY LLCIC	0	718.600	718.600
**D	NONUS EQUITY MGRSPORT 1 ACADIANAN	0	40.024	40.024
**D	NONUS EQ MANAGERS PORT 3ACADIANAN	0	339.120	339.120
**D	TACS NONUS EQUITY CORE MKT CONTINU	0	834.348	834.348
**D	AST PRU GRWTH ALL PTF QMA EAFE PDEF	0	2.598.765	2.598.765
**D	PS FTSE RAFI EU UCITS ETF BNYMTCIL	0	20.908	20.908
**D	PS FTSE RAFI DEVEL MAR EX US PORT	0	21.028	21.028
**D	CSCM HLGS LLC INTL EQTY AC	0	1.223.687	1.223.687
**D	FT ISE GLOBAL WIND ENERGY INDEX FND	0	13.176	13.176
**D	PFI DIV REAL ASSET FUND BROOKFIELD	0	251.218	251.218
**D		0	556.800	556.800

463



LISTA ESITO DELLE VOTAZIONE  
 Oggetto: Determinazione numero componenti Cda

FAVOREVOLI

Badge	Ragione Sociale	Proprio	Delega	Totale
**D	PRU INV PRT INC PRU BALANCED FD	0	14.559	14.559
**D	PRU QMA WRLD FD INC PRU INT EQTY	0	110.951	110.951
**D	PRU SECTOR FDS INC PRU UTILITY FD	0	11.238.306	11.238.306
**D	PSF CONSERVATIVE BAL PORTF QMA	0	90.399	90.399
**D	PSF FLEXIBLE MANAGED PORTF QMA	0	81.879	81.879
**D	PSF GLOBAL PORTFOLIO LSV	0	443.500	443.500
**D	AST BLKRK GLBL STR INT SAE PDDC	0	137.501	137.501
**D	AST JEM GL THEM PORT 2 INT EME PDNB	0	116.450	116.450
**D	AST JENNISON GLOBAL INFRASTR PDMN	0	32.701	32.701
**D	PRU JEN GL INFRASTRUCTURE FUND PDLF	0	195.633	195.633
**D	AST QMA INTL CORE EQUITY PORT PDMP	0	1.612.788	1.612.788
**D	AST SCHR GL TACT PTF QEP PDB8	0	117.055	117.055
**D	AST BLKRK GLOBAL STRAT PT TE PDDG	0	117.599	117.599
**D	GREAT-WEST INTERNATIONAL INDEX FUND	0	495.913	495.913
**D	THE STELLAR FUND	0	88.419	88.419
**D	ALLSTATE LIFE INSURANCE COMPANY	0	303.078	303.078
**D	LMIF NUMERIC EUROPE CORE	0	729.200	729.200
**D	IWHF LSV ASSET INVESTMENT	0	88.800	88.800
**D	PCHF LSV ASSET MGMT	0	74.400	74.400
**D	NATIONAL BANK TRUST	0	1.231.289	1.231.289
**D	PFI INTL EQUITY INDEX FUND	0	543.985	543.985
**D	THOMAS JEFFERSON UNIVERSITY	0	230.929	230.929
**D	OVAM SEED HOLDINGS LLC	0	4.652	4.652
**D	THE FALKLAND ISLANDS GOVERNMENT	0	96.051	96.051
**D	THE FALKLAND ISLANDS GOVERNMENT FALKLAND ISLANDS GOVERNMENT GROWTH FUND	0	99.458	99.458
**D	PENDENNIS FUND	0	99.429	99.429
**D	BNYTD CF MACQUARIE GBL INFRS SRS FD	0	152.307	152.307
**D	BNYTD UK LIMITED AS TRUSTEE OF CF CATALYST TRUST	0	100.000	100.000
**D	PFI DIVERSIFIED INTERNATIONAL FUND	0	9.285.304	9.285.304
**D	PVC DIVERSIFIED INTERNATIONAL AC	0	228.348	228.348
**D	PFI OVERSEAS FD BHMS	0	4.076.000	4.076.000
**D	PGIT INTL EQUITY FD PGI	0	53.524	53.524
**D	PGIT INTL GROWTH EQUITY FD PGI	0	117.212	117.212
**D	PFI GLOBAL DIV INCOME FD PGI VALUE	0	1.685.079	1.685.079
**D	PFI OVERSEAS FD PMC	0	463.991	463.991
**D	PGIF EUROPEAN EQUITY FUND BNYMTCIL	0	143.100	143.100
**D	PGIF GLOBAL EQ EX JAPAN BNYMTCIL	0	116.851	116.851
**D	BNYTD CF CANLIFE GLBL INFRA FD	0	114.296	114.296
**D	CTJ RE STANLIB GLOBAL EQUITY FD AB	0	149.880	149.880
**D	SP LLP UK CHARITIES CLIENTS AC	0	599.745	599.745
**D	SARASIN AND PARTNERS LLP	0	18.743	18.743
**D	ALLSTATE INSURANCE CO BLACKROCK	0	646.699	646.699
**D	IQ 50 PERCENT HEDGED FTSE INTL ETF	0	112.170	112.170

464

**LISTA ESITO DELLE VOTAZIONE**  
**Oggetto: Determinazione numero componenti CdA**

**FAVOREVOLI**

Badge	Ragione Sociale	Proprio	Delega	Totale
**D	IQ 50 PERCENT HEDGED FTSE EURO ETF	0	71.921	71.921
**D	DEP QF SSGA NONUS EQUITY H1	0	27.325	27.325
**D	DEP QF SSGA NONUS EQUITY B1	0	27.667	27.667
**D	DEP QF SSGA NONUS EQUITY B2	0	23.974	23.974
**D	GS ACTIVE BETA INTL EQUITY ETF	0	287.448	287.448
**D	GS ACTIVEBETA EUROPE ETF	0	30.591	30.591
**D	BLACKROCK GLOBAL FUNDS	0	23.098.921	23.098.921
**D	DEUTSCHE XTRK MSCI EMU HDG EQ ETF	0	89.347	89.347
**D	VOYA GLOBAL EQUITY FUND	0	477.934	477.934
**D	VOYA GBL ADV AND PREM OPP FUND	0	111.280	111.280
**D	VY INTL HIGH DIVIDEND EQTY INC FD	0	128.914	128.914
**D	VOYA GLOBAL EQUITY PORTFOLIO	0	1.211.451	1.211.451
**D	VOYA INFSTRCTR INDUST AND MATRLSFD	0	1.009.495	1.009.495
**D	VOYA INTERNATIONAL INDEX PORTFOLIO	0	859.670	859.670
**D	VOYA EURO STOXX 50INDEX PORTFOLIO	0	1.193.702	1.193.702
**D	VOYA BALANCED PORT INTL VALUE	0	82.590	82.590
**D	CY5F MONDRJAN INV PRT LTD	0	539.693	539.693
**D	CITY OF MEMPHIS RETIREMENT SYSTEM	0	95.677	95.677
**D	LOUISIANA SHERIFFS ARROWSTREET	0	64.546	64.546
**D	BTBL AC GLOBAL OMNIBUS	0	21.960	21.960
**D	PS6F STATE STREET INTL EQ	0	385.368	385.368
**D	SR5F PARAMETRIC DELTA SHIFT	0	1.888	1.888
**D	SEMPRA ENERGY PENSION MASTER TRUST	0	268.343	268.343
**D	TEACHERS' RETIREMENT SYSTEM OF LOUISIANA	0	43.917	43.917
**D	TEACHERS' RETIREMENT SYSTEM OF LOUISIANA	0	1.156.100	1.156.100
**D	AF81 LABOR SELECT INTL EQ	0	2.218.496	2.218.496
**D	AIF 21117 LEIP AKTIER GLOBALE VI	0	78.692	78.692
**D	BLL AQUILA LIFE EUROPEAN EQUITY	0	16.241.558	16.241.558
**D	AST JPM SO EAFE OPP PD4D	0	326.423	326.423
**D	AST JPM SO CAPITAL PRESERV PD4G	0	751.709	751.709
**D	AST ACADEM STRAT AAJENNISON PD07	0	854.508	854.508
**D	BLK MULTI ASSET INC PF EUR EQU INC	0	1.770.591	1.770.591
**D	BLL AQUILA LIFE OSEAS EQUITY FUND	0	74.750	74.750
**D	BLL ASCENT LIFEENHANCED	0	150.444	150.444
**D	BLL AQUILA LIFE MSCI WORLD FUND	0	1.208.057	1.208.057
**D	APL RB EQ DEV MIRA	0	1.702.194	1.702.194
**D	PFI SYSTEMATEX INTERNATIONAL FD PGI	0	131.383	131.383
**D	PFI DIV REAL ASSET FUND MACQUARIE	0	96.016	96.016
**D	BLK MANAGED VOL PF FD INTL EAFE	0	1.488.261	1.488.261
**D	PZENA INVESTMENT MGT	0	92.049	92.049
**D	ROCKEFELLER BROS SANDERS CAPITAL	0	202.950	202.950
**D	MIRF ALLIANCE BERNSTEIN F	0	46.800	46.800
**D		0	151.780	151.780

465

LISTA ESITO DELLE VOTAZIONE  
 Oggetto: Determinazione numero componenti Cda

## FAVOREVOLI

Badge	Ragione Sociale	Proprio	Delega	Totale
**D	DEUTSCHE XTRKS MSCI EURO CCYHGD	0	2.165.125	2.165.125
**D	ARC RB EQ DEV KAITOS	0	59.178	59.178
**D	MIRF ARROWSTREET FOREIGNL	0	317.591	317.591
**D	ESPS EDF EGS MFS	0	160.159	160.159
**D	USMIA GLOBAL EQUITY	0	27.477	27.477
**D	MI FONDS K10 SPK	0	666.634	666.634
**D	MI FONDS K11 SPK	0	140.163	140.163
**D	MI FONDS K12 SPK	0	162.801	162.801
**D	BOA PENSION PLAN MONDRIAN	0	3.085.637	3.085.637
**D	SBSA GEPF BLACKROCK EQUITY	0	1.055.729	1.055.729
**D	MTRCLPFS GLB EQT JP MORGAN	0	106.552	106.552
**D	ATSF GOLDMAN INTL	0	203.416	203.416
**D	DEUTSHCE XTRK SP HDG GLBL INFR	0	14.252	14.252
**D	RBS PZENA	0	2.990.925	2.990.925
**D	ROWF GT ACWI EX US	0	679.420	679.420
**D	ROWF GT ALPHAEXTEAFE	0	242.562	242.562
**D	ROWF GT ALPHAEXTEXUSC	0	190.557	190.557
**D	BCC SCHRODER	0	30.487	30.487
**D	FARMERS GROUP INC 401 K SAVINGS PLAN	0	663.820	663.820
**D	FARMERS GROUP INC EMPLOYEES PENSION PLAN TRUST	0	409.804	409.804
**D	TGWF PANAGORA INTL EQ	0	61.293	61.293
**D	DEUTSCHE XTRKS MSCI EAFE CCYHGD	0	4.688.908	4.688.908
**D	MCKINLEYCAPINTLGROWT	0	507.300	507.300
**D	PGTF DR NON US EQUITY GT	0	54.011	54.011
**D	ASV RB EQ DEV MENKAR	0	131.122	131.122
**D	ABN AMRO PF UBS RAFT 1000	0	1.085.194	1.085.194
**D	ABN AMRO PF IPM RAFT 1000	0	1.099.840	1.099.840
**D	DEX FTSE DEV EX US COMP FACTOR	0	1.264	1.264
**D	AB FOODS HEXAVEST	0	172.333	172.333
**D	RTC EMULATION	0	192.279	192.279
**D	RTC AFS	0	29.644	29.644
**D	SCEF MONDRIAN	0	467.616	467.616
**D	BOA PENSION SSGA	0	574.616	574.616
**D	LB CROYDON LGIM	0	276.000	276.000
**D	RAILWAYS PENSION TRUSTEE COMPANY LIMITED	0	426.401	426.401
**D	ADIF APP LSV IE	0	157.400	157.400
**D	TTFE PANAGORA DYN INTL EQ	0	59.866	59.866
**D	INTL ENHANCED INDEX	0	131.317	131.317
**D	SPARTAN INTL INDEX	0	9.846.738	9.846.738
**D	BELLSOUTH CORP RFA VEBA TRUST	0	208.550	208.550
**D	DEAM FONDS DCG EQ SPK	0	63.169	63.169
**D	THE CLEVELAND CLINIC FOUNDATION	0	353.407	353.407
**D	CLEVELAND CLINIC HEALTH SYSTEM PENSION TRUST	0	59.109	59.109

Azionisti:  
 Azionisti in proprio:

Teste:  
 Azionisti in delega:

13  
 2712

Pagina 27

LISTA ESITO DELLE VOTAZIONE  
 Oggetto: Determinazione numero componenti Cda

FAVOREVOLI

Badge	Ragione Sociale	Proprio	Delega	Totale
**D	WHTF WCTC PZENA	0	198.125	198.125
**D	DNTF PANAGORA ASSET MGMT	0	141.722	141.722
**D	MILLPENCIL (US) LP	0	3.829	3.829
**D	DREYFUS INTERNATIONAL EQUITY FUND	0	1.409.895	1.409.895
**D	DREYFUS INTERNATIONAL STOCK INDEX FUND	0	310.621	310.621
**D	FPCF SSGA MSCI WORLD EXUS	0	107.643	107.643
**D	FPCF ALLIANZ BEST STYLES	0	105.839	105.839
**D	FPCF SSGA EDHEC	0	9.995	9.995
**D	EOPTIEO OPT INTL ACADIAN	0	318.787	318.787
**D	LFLF LSV ASSET MGMT	0	312.200	312.200
**D	DEUTSCHE XTRK MSCI ITALY HDG ETF	0	53.154	53.154
**D	INTL EQUITY FUND MONDRIAN	0	1.531.911	1.531.911
**D	MNVF SSGA INTL EQUITY	0	43.510	43.510
**D	SHELL PENSION TRUST	0	375.264	375.264
**D	SHELL PENSION TRUST	0	231.920	231.920
**D	DRMA LTD	0	443.591	443.591
**D	ATFANDT UNION WELFARE BENEFIT TRUST	0	110.256	110.256
**D	WF AND CO CASH PLN MONDN INV PT	0	1.177.590	1.177.590
**D	WF AND CO CASH PLN EVERGN INV 1	0	355.577	355.577
**D	NTMA ISIF ILLIM EUROPEAN EQUITY	0	219.396	219.396
**D	WF ASU FDTN FOR A NEW AM UNIVERSITY	0	40.900	40.900
**D	WF MFS LTD EAFE GLOBAL	0	146.488	146.488
**D	SLI GLOBAL ABSOLUTE RET STRATEGIES	0	6.806.751	6.806.751
**D	SLI GBL SICAV CON EU EQ IN FD	0	584.348	584.348
**D	SLI SICAV GBL FOCUSED STRATEGIES FD	0	490.376	490.376
**D	ADVANCED SERIES TRUST - AST FI PYRAMIS QUANTITATIVE PORTFOLIO	0	160.416	160.416
**D	GS KOKUSAI EQTY MASTER FD BNYMCLL	0	497.639	497.639
**D	ALICNY BLACKROCK GBL EQUITY	0	48.067	48.067
**D	C9W CITW FD PARAMETRIC	0	25.495	25.495
**D	BNYMTD AMITY EUROPEAN FUND	0	400.000	400.000
**D	BLACKROCK ACWI USIMI	0	2.259.221	2.259.221
**D	MONDRIAN FOCUSED INTL EQUITY	0	7.299.204	7.299.204
**D	RHODE ISLAND EMPLOYEES RETIREMENT SYSTEMS POOLED TRUST	0	208.363	208.363
**D	MGOF LSV INTL LCV	0	144.800	144.800
**D	UFJF MCM MSCI WORLD FD	0	97.641	97.641
**D	NYFE ES ARROWSTREET	0	69.461	69.461
**D	GETF GABELLI UTILITY TRUST	0	300.000	300.000
**D	PUBLIC EMPLOYEE RETIREMENT SYSTEM OF IDAHO	0	389.345	389.345
**D	PUBLIC EMPLOYEE RETIREMENT SYSTEM OF IDAHO	0	2.031.343	2.031.343
**D	RAYTHEON MASTER PENSION TRUST	0	503.300	503.300
**D	RAYTHEON MASTER PENSION TRUST	0	4.575	4.575
**D	STICHTING PENSIOENFONDS UWV	0	826.213	826.213
**D	INVESCO FUNDS	0	10.491.195	10.491.195

467



LISTA ESITO DELLE VOTAZIONE

Oggetto: Determinazione numero componenti Cda

FAVOREVOLI

Badge	Ragione Sociale	Proprio	Delega	Totale
**D	NSNF PARA EAFE MONTI	0	62.803	62.803
**D	NSNF PARA EAFE PI 1	0	26.098	26.098
**D	NSNF PARA EAFE PI 2	0	25.143	25.143
**D	RPL BERNSTEIN NON EQ	0	6.460	6.460
**D	POC AQR	0	159.865	159.865
**D	VANGUARD INTL HIGH DIV YLD INDEX FD	0	320.090	320.090
**D	MO3F MARATHON WELLINGTN	0	56.282	56.282
**D	CITY OF NEW YORK DEFERRED COMPENSATION PLAN	0	2.022.889	2.022.889
**D	HGHF HGLD PBINF WLNGTN	0	75.844	75.844
**D	HIGF HGLD PBINF WLGN CF	0	40.586	40.586
**D	MCKINLEY CAPITAL COLLECTIVE INVESTMENT TRUST	0	303.210	303.210
**D	OICF OICL OCICL NUM GLOB	0	159.800	159.800
**D	OICF OICL OCICL PZENA	0	1.105.950	1.105.950
**D	MILLPENCIL (US) LP	0	1.897	1.897
**D	PGFF PG E QUALIFIED PANAGORA EAFE	0	232.085	232.085
**D	PGVF SSGA	0	5.723	5.723
**D	CENTRAL STATES SOUTHEAST AND SOUTHWEST AREAS PENSION FUND	0	909.800	909.800
**D	CZ AANDELEN SSGA	0	95.385	95.385
**D	UCFF SANDERS CAPITAL LLC	0	117.800	117.800
**D	ACHMEA POOLS FC AWW	0	323.973	323.973
**D	BNYMTCIL MAN NUMERIC GLOBAL EQ TR	0	86.100	86.100
**D	FSEAF F208	0	2.052.583	2.052.583
**D	COLUMBIA SUSTAINABLE INTL EQ ETF	0	11.347	11.347
**D	COLUMBIA SUSTAINABLE GLOBAL EQ ETF	0	4.832	4.832
**D	NBK HSBC EQ 2	0	550.941	550.941
**D	NBK SSGA EQ 2	0	158.766	158.766
**D	NBK JPMF EQ	0	5.678.430	5.678.430
**D	NBK UBS EQ	0	130.434	130.434
**D	AZL INTERNATIONAL INDEX FUND	0	1.047.165	1.047.165
**D	AZL BLACKROCK GLOBAL ALLOCATIONFUND	0	157.639	157.639
**D	BGF EURO MKTS FD EURO EQUITY PF	0	16.961.269	16.961.269
**D	BGF EUROPEAN VALUE FD	0	15.770.848	15.770.848
**D	BGF FLEX MULTI ASSET GBL EQ PF	0	80.342	80.342
**D	BGF NEW ENERGY FD NAT RES	0	8.771.237	8.771.237
**D	JDRF MONDRIAN INVESTMENT	0	926.173	926.173
**D	KRESGE IA CAPITAL EAFE SUB2	0	23.934	23.934
**D	DEUTSCHE XTRK MSCI STH EUR HDG ETF	0	23.651	23.651
**D	BNY MELLON INTERNATIONAL FUND	0	2.295.634	2.295.634
**D	W11F LSV INTERNATIONAL	0	124.100	124.100
**D	BNYMTCIL FT EURO ALPHADEX UCITS ETF	0	67.031	67.031
**D	CSBF PANAGORA	0	125.083	125.083
**D	UNITED CHURCH FUNDS LSV ASSET MGMT	0	182.800	182.800
**D	BFTF MONDRIAN INV PARTNERS	0	500.425	500.425

468

LISTA ESITO DELLE VOTAZIONE

Oggetto: Determinazione numero componenti Cda

FAVOREVOLI

Badge	Ragione Sociale	Proprio	Delega	Totale
**D	COUNTY EMPLOYEES ANNUITY AND BENEFIT FUND OF COOK COUNTY	0	914.270	914.270
**D	COUNTY EMPLOYEES ANNUITY AND BENEFIT FUND OF COOK COUNTY	0	292.224	292.224
**D	US BK BROOKFIELD GBL LST INF IN FD	0	622.800	622.800
**D	USBK BROOKFIELD GBL LIS INFRAS FD	0	612.000	612.000
**D	USBK BROOKFIELD REAL ASSETS SEC FD	0	82.769	82.769
**D	US BANK GUIDEMARK WORLD EX US FUND	0	10.440	10.440
**D	USBK NEWTON AND ROCHELLE BECKER EDN	0	53.039	53.039
**D	US BK DUNHAM INTERNATL STOCK FUND	0	166.200	166.200
**D	USBK ICLS 302 N 612 IUOE CON IND RE	0	3.700	3.700
**D	USBK LSV GLOBAL VALUE FUND	0	95.500	95.500
**D	USBK BROOKFIELD REAL ASSETS SEC FD	0	3.735.755	3.735.755
**D	USBK BBIEF MONDRAIN INVEST PTPS LTD	0	11.575	11.575
**D	USBK REGIONAL TRANSPORTATION DSPP	0	37.247	37.247
**D	USBK EAGLE INTERNATIONAL STOCK FD	0	27.539	27.539
**D	USBK AHAI RHUMBLINE ADVISERS	0	4.379	4.379
**D	B4305 FRB S LUND RES TR FEB B LUND	0	5.831	5.831
**D	B4306 FRB M LUND REV TR	0	12.018	12.018
**D	USBK AMERICAN HEART ASSOCIATION INC	0	82.300	82.300
**D	DB2F LSV ASSET MGMT	0	124.609	124.609
**D	ILNS LLC AND IANS LLC DEFINED BENEFIT PLAN GROUP TRUST	0		0
**D	LAWRENCE LIVERMORE NATIONAL SECURITY LLC AND LOS ALAMOS NATIONAL SECURITY LLC DEFINED BENEFIT PLAN GROUP TRUST	233.270		233.270
**D	CORPORATION OF LLOYD'S	0	305.135	305.135
**D	RZSF1501 GLOBAL EQ HEXEVEST	0	183.043	183.043
**D	RZSF1505 LSV ASSET MGMT	0	384.800	384.800
**D	RZSF3002 NON US EQ MONDRIAN	0	1.365.106	1.365.106
**D	DOCF DOCF MONDRAIN	0	223.792	223.792
**D	CYBF LSV ASSET MGMT	0	251.900	251.900
**D	HE5F NJF INVEST GRP	0	246.551	246.551
**D	HE6F NFJ INVEST GRP	0	31.005	31.005
**D	NEFF LSV ASSET MGMT	0	597.600	597.600
**D	AP7 EQUITY FUND	0	7.172.068	7.172.068
**D	3M ERIP RAFI EAFE	0	288.290	288.290
**D	ALASKA PERMANENT FUND CORPORATION	0	2.161.614	2.161.614
**D	ALASKA PERMANENT FUND CORPORATION	0	1.204.658	1.204.658
**D	BFS LEGAL AND GENERAL EUR BPSLGEUR	0	1.113.665	1.113.665
**D	CBZ CUIT INTERNATIONAL PRINCIPAL	0	229.547	229.547
**D	1135 APG DME STCK SEL	0	23.112.705	23.112.705
**D	1145 APG DME NUMERIC	0	13.360.400	13.360.400
**D	CBRE CLARION GLOBAL INFRASTRUCTURE VALUE FUND	0	73.157	73.157
**D	LMCG GLOBAL MULTICAP FUND	0	980	980
**D	SSGA GLOBAL TEMC STRAT POOL	0	13.148	13.148
**D	THE MANUFACTURERS LIFE INSURANCE COMPANY	0	460.237	460.237
**D	LUCENT TECHNOLOGIES INC MASTER PENSION TRUST	0	69.347	69.347

469

## LISTA ESITO DELLE VOTAZIONI

Oggetto: Determinazione numero componenti Cda

## FAVOREVOLI

Badge	Ragione Sociale	Proprio	Delega	Totale
**D	GOUDSE LEVEN EV	0	75.000	75.000
**D	UNISYS MASTER TRUST	0	519.624	519.624
**D	VIRGINIA RETIREMENT SYSTEM	0	452.810	452.810
**D	VIRGINIA RETIREMENT SYSTEM	0	2.271.897	2.271.897
**D	VIRGINIA RETIREMENT SYSTEM	0	385.000	385.000
**D	VIRGINIA RETIREMENT SYSTEM	0	1.894.500	1.894.500
**D	VIRGINIA RETIREMENT SYSTEM	0	263.000	263.000
**D	CEP DEP IP EURO EX UK ENH IND FD	0	11.602	11.602
**D	INVECO PERPETUAL GLOBAL TARGETED INCOME FUND	0	26.712	26.712
**D	WF AGILITY GIBL EQU LLC	0	229.200	229.200
**D	PANAGORA RISK PARITY MULTI ASSET MASTER FUND LTD	0	50.492	50.492
**D	JDRF LSV NON US LONG	0	475.600	475.600
**D	NFJNTLVALUETRUST	0	2.390.997	2.390.997
**D	AON HEWITT COLLECTIVE INVESTMENT TRUST	0	98.460	98.460
**D	AON HEWITT COLLECTIVE INVESTMENT TRUST	0	166.954	166.954
**D	CPA COP PSERS PSERS ACWI X US INDEX	0	1.142.393	1.142.393
**D	CPZ COP SERS MCM MSCI WORLD X US	0	1.613.052	1.613.052
**D	AB FOODS ARTEMIS	0	521.000	521.000
**D	SYNGENTA UK PZENA	0	380.275	380.275
**D	IN8 COP TREAS PWP RHUMELINE MSCI	0	9.882	9.882
**D	ENSIGN PEAK EAFE LSV ASSET	0	2.505.200	2.505.200
**D	ENSIGN PEAK CP LSV INTL LARGE	0	585.800	585.800
**D	IVY APOLLO MLT ASSET INC GEI IVY	0	913.370	913.370
**D	LOUISIANA STATE ERS MSCI EXUS INDEX	0	856.412	856.412
**D	LOUISIANA STATE ERS MONDRIAN LG CAP	0	1.207.600	1.207.600
**D	LOUISIANA STATE ERS TERROR FREE INT	0	34.209	34.209
**D	NV PERS MELLON CAPITAL INDEX	0	2.662.769	2.662.769
**D	NV PERS SSGA EAFE INDEX	0	1.471.925	1.471.925
**D	NV RBIF ALLNCEBRNSTN INTL EQ	0	46.436	46.436
**D	TEA BLACKROCK INC INTL	0	1.986.367	1.986.367
**D	UTIC EDHEC BLACKROCK UNITED TECHNOLOGIES CORPORATION MASTER RETIREMENT	0	21.043	21.043
**D	IVY EUROPEAN OPP	0	674.300	674.300
**D	SRP AQR	0	1.778.744	1.778.744
**D	IVY GBL EQUITY INC	0	742.658	742.658
**D	STATE BOARD OF ADMINISTRATION OF FLORIDA	0	1.375.800	1.375.800
**D	AST GS MULTI ASSET PORT LIQ PDHB	0	260.828	260.828
**D	POOL RE JPM REI EQUITY	0	127.296	127.296
**D	SP VAN DE NEDERLANDSCHE BANK	0	150.608	150.608
**D	LAFARGE SANDERS	0	106.916	106.916
**D	POOL RE L AND G MSCI EQ	0	197.200	197.200
**D	BLL AQUIL LIFGL03000 EMEN WHT INDEFD	0	271.833	271.833
**D	AST INTL VALUE LSV PD41	0	946.221	946.221
**D		0	2.782.400	2.782.400

LISTA ESITO DELLE VOTAZIONE

Oggetto: Determinazione numero componenti Cda

FAVOREVOLI

Badge	Regione Sociale	Proprio	Delega	Totale
**D	TPT INTL EQ PORT LSV PDI1	0	495.000	495.000
**D	AST ADVANCED STRAT LSV PD15	0	1.744.200	1.744.200
**D	PENN SERIES DEV INTL INDEX FUND	0	60.404	60.404
**D	STICHTING RABOBANK PENSIOENFONDS	0	5.023.021	5.023.021
**D	PHC SSGA EQ	0	774.451	774.451
**D	PF INTERNATIONAL VALUE FUND	0	411.193	411.193
**D	BNYMTD BLK CONTINENTAL EURO INC	0	9.597.585	9.597.585
**D	BNYMTD BLK CONT EUR EQ TRCK FD INV	0	5.528.806	5.528.806
**D	FLORIDA RETIREMENT SYSTEM	0	653.432	653.432
**D	FLORIDA RETIREMENT SYSTEM	0	393.771	393.771
**D	FLORIDA RETIREMENT SYSTEM	0	64.779	64.779
**D	BLACKROCK WORLD EX FLORIDA RET SYS	0	3.119.709	3.119.709
**D	FLORIDA RETIREMENT SYSTEM	0	844.199	844.199
**D	THE BUCKINGHAM FUND	0	37.278	37.278
**D	INVESTMENT SOLUTIONS LIMITED	0	193.734	193.734
**D	THE CHILDRENS AID SOCIETY	0	43.300	43.300
**D	THE CHILDRENS AID SOCIETY RETIREMENT PLAN TRUST	0	11.300	11.300
**D	BROOKFIELD REAL ASSETS INCOME FUND INC	0	404.700	404.700
**D	METROPOLITAN WATER RECLAMATION DISTRICT RETIREMENT FUND	0	121.966	121.966
**D	PENSION FUND OF THE CHRISTIAN CHURCH DISCIPLES OF CHRIST	0	117.000	117.000
**D	PENSION RESERVES INVESTMENT TRUST FUND	0	7.330.380	7.330.380
**D	SOUTH DAKOTA RETIREMENT SYSTEM	0	71.900	71.900
**D	EMPLOYEES' RETIREMENT SYSTEM OF THE STATE OF HAWAII	0	29.716	29.716
**D	BELL ATLANTIC MASTER TRUST	0	833.100	833.100
**D	BELL ATLANTIC MASTER TRUST	0	735.207	735.207
**D	BELL ATLANTIC MASTER TRUST	0	26.174	26.174
**D	BELL ATLANTIC MASTER TRUST	0	51.213	51.213
**D	BELL ATLANTIC MASTER TRUST	0	317.516	317.516
**D	BELL ATLANTIC MASTER TRUST	0	106.033	106.033
**D	VEBA PARTNERSHIP N L P	0	74.107	74.107
**D	VEBA PARTNERSHIP N L P	0	37.503	37.503
**D	MEDTRONIC DEFINED CONTRIBUTION PLAN MASTER TRUST	0	209.859	209.859
**D	VOYA MUTLI MANAGER INTERNATIONAL FACTORS FUND	0	89.792	89.792
**D	VOYA INTERNATIONAL CORE FUND	0	107.515	107.515
**D	DUKE ENERGY QUALIFIED NUCLEAR DECOMMISSIONING	0	2.029.670	2.029.670
**D	BRIDGE BUILDER INTERNATIONAL EQUITY FUND	0	941.279	941.279
**D	INDIANA PUBLIC RETIREMENT SYSTEM	0	5.638.987	5.638.987
**D	LIVIP MONDRIAN INTERNATIONAL VALUE FUND	0	196.199	196.199
**D	LIVIP FRANKLIN TEMPLETON GLOBAL EQUITY MANAGED VOLATILITY FUND	0	1.348.384	1.348.384
**D	LINCOLN VARIABLE INSURANCE PRODUCTS TRUST LIVIP SSGA INTERNATIONAL INDEX FUND	0	67.793	67.793
**D	MERCY INVESTMENT SERVICES, INC.	0	1.225.335	1.225.335
**D	PUBLIC EMPLOYEES RETIREMENT SYSTEM OF MISSISSIPPI	0	599.800	599.800
**D	SCHOOL EMPLOYEES RETIREMENT SYSTEM OF OHIO	0	46.097	46.097
**D	AGI PPI NR 30 AGI 1482 05 5603 SPK	0		

471

LISTA ESITO DELLE VOTAZIONE

Oggetto: Determinazione numero componenti CdA

FAVOREVOLI

Badge	Ragione Sociale	Proprio	Delega	Totale
**D	AGI PPI NR 30 HEL 1482 03 5601 SPK	0	38.803	38.803
**D	AGI VGI 1 SUB AKT 8477 23 6328 SPK	0	961.323	961.323
**D	AGI VGI 1 DIV QUA 8477 25 6338 SPK	0	369.263	369.263
**D	AGI VGL RCM S VAL 8478 10 6359 SPK	0	6.836.530	6.836.530
**D	AGI VGL IDLC 8478 22 6364 SPK	0	13.600.209	13.600.209
**D	AGI VGI 1 GRWT 8477 26 6372 SPK	0	320.995	320.995
**D	AGI VKA IDLC 8502 08 6344 SPK	0	1.017.739	1.017.739
**D	AGI EV WS RCM VAL 8490 06 5209 SPK	0	1.008.700	1.008.700
**D	AGI EV WS RCM IND 8490 07 5210 SPK	0	189.968	189.968
**D	AGI PEGASUS AKT1 8454 01 5221 SPK	0	379.752	379.752
**D	AGI KOMDY BS W 8523 03 5225 SPK	0	109.356	109.356
**D	AGI VKA RCM S VAL 8502 10 6376 SPK	0	2.961.330	2.961.330
**D	AGI PK 1 FONDS 8455 SPK	0	14.867	14.867
**D	PUBLIC EMPLOYEES RETIREMENT ASSOCIATION OF NEW MEXICO	0	499.515	499.515
**D	BOARD OF PENSIONS OF THE EVANGELICAL LUTHERAN CHURCH IN AMERICA	0	2.210.320	2.210.320
**D	THE STATE OF CONNECTICUT ACTING THROUGH ITS TREASURER	0	1.747.825	1.747.825
**D	SOUTH CAROLINA RETIREMENT SYSTEMS GROUP/TRUST	0	76.008	76.008
**D	TENNESSEE VALLEY AUTHORITY RETIREMENT SYSTEM	0	384.831	384.831
**D	UMC BENEFIT BOARD, INC	0	531.845	531.845
**D	UPS GROUP TRUST	0	188.019	188.019
**D	WEST VIRGINIA INVESTMENT MANAGEMENT BOARD	0	3.293.860	3.293.860
**D	INTERNATIONAL BANK FOR RECONSTRUCTION AND DEVELOPMENT	0	44.318	44.318
**D	INTERNATIONAL BANK FOR RECONSTRUCTION AND DEVELOPMENT	0	62.101	62.101
**D	INTERNATIONAL BANK FOR RECONSTRUCTION AND DEVELOPMENT	0	389.047	389.047
**D	INTERNATIONAL BANK FOR RECONSTRUCTION AND DEVELOPMENT	0	55.718	55.718
**D	INTERNATIONAL BANK FOR RECONSTRUCTION AND DEVELOPMENT	0	9.563	9.563
**D	PRUDENTIAL INVESTMENT PORTFOLIO 2 PRUDENTIAL QMA INTL DEVELOPED MKRKS INDEX FUND	0	1.703.915	1.703.915
**D	MACQUARIE GLOBAL INFRASTRUCTURE TOTAL RETURN FUND INC	0	39.882	39.882
**D	ENERGY INSURANCE MUTUAL LIMITED	0	856.234	856.234
**D	FRK MUT INTL FD	0	57.664.238	57.664.238
**D	FRK MUT GBL DISC FD	0	17.391.006	17.391.006
**D	FRK MUT EURO FD	0	1.959.656	1.959.656
**D	FRANKLIN MUTUAL GLOBAL DISCOVERY FUND	0	2.142.260	2.142.260
**D	FRANKLIN MUTUAL EUROPEAN FUND	0	258.942	258.942
**D	FGT FRK GLOBAL LSTD INFRASTRUCT FD	0	82.695	82.695
**D	SEI INVEST (EUROPE) LIMITED SE	0	2.574	2.574
**D	UBS (CAY) GLOBAL GROWTH AND IN	0	81.280	81.280
**D	MEYLER STRATEGIC INV PUB LIM	0	2.744.410	2.744.410
**D	PIONEER INVESTMENT MANAGEMENT SGRPA / AZIONARIO CRESCITA	0	276.900	276.900
**D	NUMERIC EUROPEAN EQ FUND A SER	0	765.218	765.218
**D	PIONEER FUNDS - ITALIAN EQUITY	0	519.367	519.367
**D	TRUST AND CUSTODY SERV BANK	0	5.771.495	5.771.495
**D	PIONEER FUNDS - GLOBAL EQUITY	0	92.793	92.793
**D	KOKUSAI EQUITY INDEX FUND	0		

2717

**LISTA ESITO DELLE VOTAZIONE**  
**Oggetto: Determinazione numero componenti Cda**

**FAVOREVOLI**

Badge	Ragione Sociale	Proprio	Delega	Totale
**D	CONSULTING GROUP CAPITAL MARKE	0	162.612	162.612
**D	BLACKROCK GLOBAL ALLOCATION FU	0	15.203.748	15.203.748
**D	BLACKROCK GLOBAL ALL PORT IO	0	81.539	81.539
**D	BLACKROCK GLOBAL ALL VI FUND	0	4.023.292	4.023.292
**D	MFS RESEARCH INT FDP FUND OF	0	263.930	263.930
**D	BLACKROCK GLOBAL ALL FUND	0	311.793	311.793
**D	TRUST AND CUSTODY SERV BANK LT	0	219.392	219.392
**D	NORTHWESTERN MUTUAL SERIES FUN	0	1.137.335	1.137.335
**D	MASSMUTUAL SELECT BLACKROCK GL	0	220.084	220.084
**D	TOUCHSTONE STRATEGIC TRUST-TOU	0	81.000	81.000
**D	NESTLE FRANCE EQUILIBRE	0	49.253	49.253
**D	SG DIVERSIFIE ISR	0	59.537	59.537
**D	SG ACTIONS INTERNATIONALES	0	170.635	170.635
**D	ARRCO LONG TERME B ATT RAJA EL	0	361.210	361.210
**D	ARRCO QUANT 1	0	1.050.791	1.050.791
**D	FCPE MACIF CROISSANCE DURABLE	0	48.696	48.696
**D	MAIF CROISSANCE DURABLE	0	179.877	179.877
**D	CAVOM MINIMUM VARIANCE	0	122.984	122.984
**D	UF 6 A ACT	0	134.594	134.594
**D	CASSETTE DIVERSIFIE	0	262.620	262.620
**D	SOGECAP LONG TERME N1 ACTION	0	231.102	231.102
**D	INDOCAM FLAMME	0	172.236	172.236
**D	LION FLAMME	0	147.742	147.742
**D	IXIS FLAMME	0	228.468	228.468
**D	AIM EQUITY EMU 1	0	905.424	905.424
**D	ALLIANZ ASAC ACT EUR	0	180.777	180.777
**D	AIM EQUITY EUROPE PG VIE	0	593.660	593.660
**D	SG ACTIONS EUROPE MULTIGESTION	0	58.294	58.294
**D	DARWIN DIVERSIFIE 60-80 ACTION	0	45.604	45.604
**D	DARWIN DEVERSIFIE 80-100 ACTIO	0	35.732	35.732
**D	FDJ ACTIONS EURO	0	120.266	120.266
**D	ETOILE ENERGIE EUROPE	0	75.776	75.776
**D	ETOILE SECTORIELLE EUROPE	0	171.733	171.733
**D	ANPARIUS ROTATION SECTORIELLE	0	42.916	42.916
**D	OFI MARKET NEUTRAL EQUITY	0	19.418	19.418
**D	MACIF CROISSANCE DURABLE ET SO	0	1.026.458	1.026.458
**D	MACIF CROIS DURABLE EUROPE	0	88.210	88.210
**D	SG ACTIONS EUROPE	0	1.234.603	1.234.603
**D	SG ACTIONS MONDE	0	159.052	159.052
**D	SG ACTIONS EUROPE LARGE CAP	0	23.700	23.700
**D	LYX MSCI EMU ETF - MH C-CHE	0	70.276	70.276
**D	LYX MSCI EMU ETF - D - EUR	0	2.904	2.904
**D		0	530.032	530.032

473

LISTA ESITO DELLE VOTAZIONE  
 Oggetto: Determinazione numero componenti Cda

FAVOREVOLI

Badge	Regione Sociale	Proprio	Delega	Totale
**D	COL LYX MSCI EMU ETF D EUR	0	2.750.000	2.750.000
**D	AZ CREATIONS 2	0	77.161	77.161
**D	LYXOR INDEX FUND EURO	0	22.044	22.044
**D	2) NUMERIC INVESTORS LLC	0	516.300	516.300
**D	ETOILE ACTIONS RENDEMENT	0	389.084	389.084
**D	OFI AM	0	403.853	403.853
**D	ALLIANZ VIE	0	52.698	52.698
**D	ALLIANZ VIE ACE ACTIONS	0	578.659	578.659
**D	AZ VIE PFON RETRAITE ACTION	0	316.262	316.262
**D	LYXOR EURO STOXX 300	0	153.743	153.743
**D	LYXOR STOXX EUROPE 600	0	112.037	112.037
**D	GARI EUROPEAN EQUITY	0	23.478	23.478
**D	LYXOR EURO STOXX 50 (DR)	0	383.232	383.232
**D	OFI FUND - EURO LARGE CAP	0	1.100.000	1.100.000
**D	UNION INVESTMENT LUXEMBOURG SA	0	558.004	558.004
**D	GMO MEANREVERSION FUND ONSHORE (A SERIES OF GMO MASTER PORT. (ONSHORE) LP) C/O GMO INV.	0	228.144	228.144
**D	NUMERIC ABS RETURN PD LP-EUNARMN	0	55.200	55.200
**D	MAN NUMERIC EUROPEAN ALPHA RESTRICTED MAPLESCORP SERVICES LTD	0	1.400.904	1.400.904
**D	MISSOURI LOCAL GOVERNMENT EMPLOYEES RETIREMENT SYSTEM C/O PANAGORA ASSET MGMT INC	0	131.482	131.482
**D	PANAGORA DYNAMIC GLOBAL EXTENDED ALPHA FUND LTD	0	1.754.635	1.754.635
**D	MFS BLENDED RESEARCH GLOBAL EQUITY EXTENSION FUND	0	390.672	390.672
**D	ALLIANZ SUISSE LEBENSVERSICHERUNGS-GESELLSCHAFT AG	0	1.217.205	1.217.205
**D	UBS FUND MANAGEMENT (SWITZERLAND) AG.	0	2.710.815	2.710.815
**D	UBS FUND MGT (CH) AG CH0538 UBSCHIEF2 EGXS II	0	20.723	20.723
**D	UBS FUND MANAGEMENT (SWITZERLAND) AG.	0	3.353.089	3.353.089
**D	LANSOWNE ENERGY DYNAMICS MASTER LP	0	2.644.708	2.644.708
**D	UBS (LUX) STRATEGY XTRA SICAV	0	40.813	40.813
**D	MLC INVESTMENTS, MLC LIMITED	0	30.786	30.786
**D	UBS ASSET MANAGEMENT (AUSTRALIA) LTD	0	1.511.955	1.511.955
**D	VICTORIAN SUPERANNUATION FUND	0	28.329	28.329
**D	MLC INVESTMENTS, MLC LIMITED	0	949.711	949.711
**D	UBS MULTI MANAGER ACCESS EMU EQUITIES	0	142.084	142.084
**D	UBS ASSET MANAGEMENT (AUSTRALIA) LTD	0	827.315	827.315
**D	UBS FUND MANAGEMENT (LUXEMBOURG) SA	0	20.672	20.672
**D	UBS (LUX) SICAV 1	0	121.485	121.485
**D	UBS (LUX) EQUITY SICAV	0	75.937	75.937
**D	UBS (LUX) SICAV 1 EMU EQUITIES ENHANCED (EUR)	0	3.252.766	3.252.766
**D	GOVERNMENT OF NORWAY	0	1.058.304	1.058.304
**D	UBS GLOBAL SOLUTIONS - GLOBAL EQUITIES EUR	0	161.120.902	161.120.902
**D	UBS GLOBAL SOLUTIONS - GLOBAL EQUITIES II EUR	0	67.157	67.157
**D	FOCUSED SICAV GLOBAL EQUITY STRATEGY (USD)	0	85.799	85.799
**D	UBS FUND MANAGEMENT (LUXEMBOURG) SA	0	21.012	21.012
**D	UBS FUND MANAGEMENT (LUXEMBOURG) SA	0	1.817.222	1.817.222

474

LISTA ESITO DELLE VOTAZIONE  
 Oggetto: Determinazione numero componenti Cda

## FAVOREVOLI

Badge	Ragione Sociale	Proprio	Delega	Totale
**D	LANSOWNE ICAV-LANSOWNE CLEAN ENERGY FUND	0	661.547	661.547
**D	ELECTRON CAYMAN COMPANY LIMITED.	0	143.948	143.948
**D	AEGON CUSTODY B.V	0	1.053.768	1.053.768
**D	AEGON CUSTODY B.V	0	985.021	985.021
**D	AEGON CUSTODY B.V	0	507.143	507.143
**D	AHL DIRECTIONAL EQUITIES MASTER LIMITED	0	16.789	16.789
**D	AHL EVOLUTION LTD SHARMAINE BERKELEY ARGONAUT LTD	0	376.873	376.873
**D	AHL GENESIS LIMITED	0	3.588	3.588
**D	ACR DELTA MASTER ACCOUNT LP COOGIER FIDUCIARY SERVICES (CAYMAN) LTD	0	5.513.651	5.513.651
**D	AVIVA INVESTORS INTERNATIONAL INDEX TRACKING FUND	0	200.303	200.303
**D	AXA UNIT TRUSTS-GLOBAL FUND	0	9.000	9.000
**D	BERESFORD FUND PLC	0	90.709	90.709
**D	BLACK DIAMOND OFFSHORE LTD	0	30.154	30.154
**D	BLACK DIAMOND RELATIVE VALUE	0	180.771	180.771
**D	BLACK DIAMOND RELATIVE VALUE CAYMAN LP	0	38.928	38.928
**D	BLACK DIAMOND RELATIVE VALUE OFFSHORE LTD.	0	363.579	363.579
**D	CBOSC ATF CW BK GRP SUP WGS08	0	209.457	209.457
**D	CBOSC-CBGS-WGS07	0	115.542	115.542
**D	CFSIL - COLONIAL FIRST STATE GLOBAL ASSET MANAGEMENT MULTI SECTOR TRUST 1	0	1.289	1.289
**D	CFSIL RE COLONIAL FIRST STATE INVESTMENT FUND 10	0	145.928	145.928
**D	CITIBANK EUROPE PLC AS TRUSTEE FOR STANDARD LIFE WEALTH BALANCED BRIDGE FUND	0	1.912.709	1.912.709
**D	CITIBANK INTERNATIONAL PLC	0	1.600.880	1.600.880
**D	CITIBANK INTERNATIONAL PLC AS TRUSTEE CITIBANK INT.PLC	0	30.258.474	30.258.474
**D	COLONIAL FIRST STATE	0	439.120	439.120
**D	COLONIAL FIRST STATE INVESTMENTS LIMITED	0	350.963	350.963
**D	COLONIAL FIRST STATE INVESTMENTS LIMITED	0	1.956.249	1.956.249
**D	COMMONWEALTH GLOBAL SHARE FUND 30	0	159.476	159.476
**D	COMMONWEALTH SPECIALIST FUND 36	0	6.441	6.441
**D	DOUBLE BLACK DIAMOND OFFSHORE LTD	0	680.293	680.293
**D	EATON VANCE INTERNATIONAL (IRELAND)	0	14.000	14.000
**D	ECOFIN WATER AND POWER OPPORTUNITIES PLC CO BNP PARIBAS SECURITIES SERVICES	0	754.337	754.337
**D	IRISH LIFE ASSURANCE	0	62.865	62.865
**D	IRISH LIFE ASSURANCE	0	3.413.319	3.413.319
**D	IRISH LIFE ASSURANCE	0	47.770	47.770
**D	IRISH LIFE ASSURANCE	0	194.478	194.478
**D	IRISH LIFE ASSURANCE	0	816.693	816.693
**D	IRISH LIFE ASSURANCE PLC	0	159.949	159.949
**D	JANUS CAPITAL FUND PLC	0	411.843	411.843
**D	JAPAN TRUSTEE SERVICES BANK, LTD	0	3.167.527	3.167.527
**D	JOHN HANCOCK FUNDS II GLOBAL ABSOLUTE RETURN STRATEGIES FUND	0	877.073	877.073
**D	JOHN HANCOCK FUNDS II INTERNATIONAL STRATEGIC EQUITY ALLOCATION FUND	0	52.154	52.154
**D	JOHN HANCOCK GLOBAL FOCUSED STRATEGIES FUND	0	253.630	253.630
**D	JOHN HANCOCK VARIABLE INSURANCE TRUST INTERNATIONAL EQUITY INDEX TRUST	0	318.803	318.803
**D	KOREA POST	0		



## LISTA ESITO DELLE VOTAZIONE

Oggetto: Determinazione numero componenti Cda

## FAVOREVOLI

Badge	Ragione Sociale	Proprio	Delega	Totale
**D	LEGAL AND GENERAL ASSURANCE PENSIONS MANAGEMENT LIMITED	0	47.153.297	47.153.297
**D	LEGAL AND GENERAL ASSURANCE SOCIETY LIMITED	0	180.106	180.106
**D	LEGAL AND GENERAL COLLECTIVE INVESTMENT TRUST	0	1.060.527	1.060.527
**D	LSVLEHE, LSV2BHE	0	24.300	24.300
**D	MACQUARIE INVESTMENT MANAGEMENT LIMITED	0	2.103.037	2.103.037
**D	NATIONAL COUNCIL FOR SOCIAL SECURITY FUND.	0	81.026	81.026
**D	PINEBRIDGE FUND SERIES PINEBRIDGE EUROPE EQUITY FUND	0	483.452	483.452
**D	PRINCIPAL MPF EUROPEAN EQUITY FUND	0	203.887	203.887
**D	PRINCIPAL TRUST COMPANY (ASIA LIMITED)	0	500.477	500.477
**D	ROBECO INSTITUTIONAL CONSERVATIVE EQUITY FUND II	0	117.913	117.913
**D	ROBECO INSTITUTIONAL VALUE EQUITY FUND	0	577.313	577.313
**D	ROBECO UMBRELLA FUND I N.V. - ROBECO GLOBAL AC MULTI-FACTOR EQUITIES FUND	0	431.563	431.563
**D	SCRI ROBECO INSTITUTIONAL CONSERVATIVE EQUITY FUND.	0	395.869	395.869
**D	SDA INTL EQUITY INDEX FD WORLD	0	199.149	199.149
**D	SLIC - EUROPEAN EQUITY GROWTH FUND	0	510.629	510.629
**D	SLIC - EUROPEAN EQUITY INCOME FUND	0	6.154.685	6.154.685
**D	SLIC - GLOBAL EQUITY INCOME FUND	0	637.116	637.116
**D	STANDARD LIFE ASSURANCE LIMITED	0	23.046.317	23.046.317
**D	STANDARD LIFE WEALTH ACER FUND CITIBANK INTERNATIONAL PLC	0	69.675	69.675
**D	STICHTING CUSTODY ROBECO INSTITUTIONAL	0	292.126	292.126
**D	STICHTING MN SERVICES AANDELENFONDS EUROPA	0	728.995	728.995
**D	STICHTING PENSIOENFONDS METAAL	0	3.040.245	3.040.245
**D	STICHTING PENSIOENFONDS METAAL EN T MN SERVICES	0	385.656	385.656
**D	STICHTING PGM DEPOSITARY	0	10.145.861	10.145.861
**D	THE NOMURA TRUST AND BANKING CO LTD	0	154.777	154.777
**D	THE NOMURA TRUST AND BANKING CO LTD	0	9.811	9.811
**D	UNITED TECHNOLOGIES CORPORACION MASTER RETIREMENT TRUST (GLOBAL) C/O ANALYTIC INVESTORS LLC	0	13.536	13.536
**D	VICTORY CAPITAL INTERNATIONAL COLLECTIVE INVESTMENT TRUST	0	43.964	43.964
**D	VICTORY CEMP DEVELOPED ENHANCED VOLATILITY WTD INDEX ETF	0	28.137	28.137
**D	VICTORY CEMP INTERNATIONAL HIGH DIV VOLATILITY WTD INDEX ETF	0	61.967	61.967
**D	VICTORY CEMP INTERNATIONAL VOLATILITY WTD INDEX ETF	0	5.199	5.199
**D	VICTORY CEMP MARKET NEUTRAL INCOME FUND	0	23.688	23.688
**D	VICTORY RS GLOBAL FUND	0	33.541	33.541
**D	VICTORY RS INTERNATIONAL FUND	0	50.037	50.037
**D	VICTORY RS INTERNATIONAL VIP SERIES	0	382.678	382.678
**D	VICTORY TRIVALENT INTERNATIONAL FUND - CORE EQUITY	0	20.769	20.769
**D	WELLINGTON ALTA FUND	0	11.830	11.830
**D	MARITIME SUPER	0	149.300	149.300
**D	NORGES BANK	0	4.236.177	4.236.177
**D	TRUST FOR RETIR MED, DENT & LIFE INS ARMY&AIR FORCE EXCH	0	69.083	69.083
**D	THE RETIREMENT ANN PL FOR EMPL OF THE ARMY&AIR FORCE EX SERV	0	155.782	155.782
**D	SONOMA COUNTY EMPLOYERS RETIREMENT ASSOCIATION	0	114.047	114.047
**D	TOWERS WATSON U.S. PENSION PLAN TRUST	0	158.375	158.375

Azionisti:

Azionisti in proprio:

2717

5

Azionisti in delega:

13

2712

Pagina 37

476

LISTA ESITO DELLE VOTAZIONE  
 Oggetto: Determinazione numero componenti Cda

FAVOREVOLI

Badge	Ragione Sociale	Proprio	Delega	Totale
***D	RIVERSIDE CHURCH IN THE CITY OF NEW YORK	0	65.499	65.499
***D	THE METHODIST HOSPITAL	0	218.100	218.100
***D	XEROX CORPORATION RETIREMENT & SAVINGS PLAN	0	82.200	82.200
***D	NOVARTIS CORPORATION PENSION MASTER TRUST	0	123.443	123.443
***D	QS INTERNATIONAL EQUITY FUND	0	492.399	492.399
***D	LEGG MASON DEVELOPED EX-US DIVERSIFIED CORE ETF	0	7.251	7.251
***D	STATE FARM VARIABLE PRODUCT TRUST, INTERNATIONAL EQ INDEX F	0	171.935	171.935
***D	TEACHERS' RETIREMENT SYSTEM OF THE STATE OF ILLINOIS	0	13.232	13.232
***D	TEACHERS' RETIREMENT SYSTEM OF THE STATE OF ILLINOIS	0	3.058.239	3.058.239
***D	BEAUMONT HEALTH MASTER RETIREMENT TRUST	0	25.329	25.329
***D	WILLIAM BEAUMONT HOSPITAL	0	24.337	24.337
***D	KAISER PERMANENTE GROUP TRUST	0	1.378.169	1.378.169
***D	HC CAPITAL TRUST- THE INSTITUTIONAL INTERNATIONAL EQUITY PTF	0	150.456	150.456
***D	ARKWRIGHT, LLC	0	38.202	38.202
***D	KAISER FOUNDATION HOSPITALS	0	331.300	331.300
***D	FIDELITY RUTLAND SQUARE TR II: STRAT ADV INT MULTI-MANAGER F	0	24.947	24.947
***D	FIDELITY RUTLAND SQUARETRUST II: STRATEGIC ADVISERS INT F	0	3.050.290	3.050.290
***D	JOHN HANCOCK VARIABLE INSURANCE TRUST UTILITIES TRUST	0	1.996.321	1.996.321
***D	WELLS FARGO UTILITIES AND HIGH INCOME FUND	0	1.225.000	1.225.000
***D	WELLS FARGO GLOBAL DIVIDEND OPPORTUNITY FUND	0	3.750.000	3.750.000
***D	LAUDUS INTERNATIONAL MARKETMASTERS FUND	0	30.819	30.819
***D	LAUDUS MONDRIAN INTERNATIONAL EQUITY FUND	0	629.491	629.491
***D	SCHWAB INTERNATIONAL EQUITY ETF	0	4.292.614	4.292.614
***D	SCHWAB FUNDAMENTAL INTERNATIONAL LARGE COMPANY ETF	0	2.719.049	2.719.049
***D	SANFORD C. BERNSTEIN INTL VALUE EQ (CAP-WEIGHTED UNHEDGED) F	0	78.900	78.900
***D	JOHN HANCOCK ENDURING EQUITY FUND	0	748.298	748.298
***D	JOHN HANCOCK VAR INS TRUST STRATEGIC EQUITY ALLOCATION TRUST	0	2.077.243	2.077.243
***D	JOHN HANCOCK FUNDS II STRATEGIC EQUITY ALLOCATION FUND	0	1.303.542	1.303.542
***D	US RETIREMENT TRUST	0	133.611	133.611
***D	PUTNAM TOTAL RETURN TRUST	0	113.667	113.667
***D	PUTNAM RETIREMENT ADVANTAGE GAA GROWTH PORTFOLIO	0	337.513	337.513
***D	PUTNAM RETIREMENT ADVANTAGE GAA BALANCE PORTFOLIO	0	177.822	177.822
***D	PUTNAM RETIREMENT ADVANTAGE GAA CONSERVATIVE PORTFOLIO	0	47.960	47.960
***D	PUTNAM RETIREMENT ADVANTAGE GAA INCOME STRATEGIES PORTFOLIO	0	29.845	29.845
***D	PUTNAM RETIREMENT ADVANTAGE GAA EQUITY PORTFOLIO	0	122.077	122.077
***D	PUTNAM TOTAL RETURN FUND, LLC	0	37.152	37.152
***D	THE STATE OF NEVADA	0	68.297	68.297
***D	INTERNATIONAL PAPER CO COMMINGLED INVESTMENT GROUP TRUST	0	2.014.237	2.014.237
***D	LAZARD ASSET MANAGEMENT LLC	0	3.602	3.602
***D	LAZARD INTERNATIONAL EQUITY ADVANTAGE PORTFOLIO	0	1.510	1.510
***D	DEKA INVESTMENT GMBH FOR SFT 3-FONDS	0	251.256	251.256
***D	ALLIANZ GLOBAL INVESTORS GMBH FOR DBI-FONDS SFT 4	0	11.163	11.163
***D	J & J PENSION FUND OFF	0	54.836	54.836

477

LISTA ESITO DELLE VOTAZIONE  
 Oggetto: Determinazione numero componenti CdA

FAVOREVOLI

Badge	Ragione Sociale	Proprio	Delega	Totale
***D	INTERNATIONAL EXPATRIATE BENEFIT MASTER TRUST	0	37.133	37.133
***D	MFS VARIABLE INSURANCE TRUST - MFS UTILITIES SERIES	0	9.768.066	9.768.066
***D	MFS HERITAGE TRUST COMPANY COLLECTIVE INVESTMENT TRUST	0	328.696	328.696
***D	MFS DEVELOPMENT FUNDS, LLC	0	16.657	16.657
***D	GOLDMAN SACHS TRST II-GOLDMAN SACHS MULTI-MNGR GLOBAL EQT FUND	0	6.998	6.998
***D	GOLDMAN SACHS TRUST- GOLDMAN SACHS GLOBAL MANAGED BETA FUND	0	8.013	8.013
***D	GOLDMAN SACHS TRUST - GOLDMAN SACHS GLOBAL INFRASTRUCTURE FUND	0	10.184	10.184
***D	GOLDMAN SACHS TRUST II GOLDMAN SACHS GQG PART INTL OPP FD	0	270.475	270.475
***D	INTERNATIONAL MONETARY FUND	0	318.037	318.037
***D	USAA GLOBAL EQUITY INCOME FUND	0	255.410	255.410
***D	ALLIANCEBERNSTEIN GLOBAL RISK ALLOCATION FUND INC	0	10.639	10.639
***D	THE ALLIANCEBERNSTEIN POOLING PTF - ALLIANCEBER VOL MNGM PTF	0	70.699	70.699
***D	ALLIANCEBERNST VAR PROD SER F INC.ALLIANCEBER DYN ASSET ALL PTF	0	72.583	72.583
***D	AB VARIABLE PROD SERIES FD, INC.-AB BALANCED WEALTH STG PORTF	0	37.731	37.731
***D	ALLIANZ GLOBAL INVESTORS GMBH FOR DEI-FONDS ANDUS	0	225.319	225.319
***D	JOHN HANCOCK LIFE AND HEALTH INSURANCE COMPANY	0	365.073	365.073
***D	RUSSELL TRUST CO COMMINGLED EMPLOYEE BENEFIT FUNDS TRUST	0	10.535.977	10.535.977
***D	RUSSELL INVESTMENT COMPANY PLC	0	8.170.808	8.170.808
***D	METROPOLITAN LIFE INSURANCE COMPANY	0	289.164	289.164
***D	THE MASTER TRUST BK OF JP LTD: HITACHI FOREIGN EQ INDEX MF	0	147.136	147.136
***D	SPDR MSCI WORLD QUALITY MIX FUND	0	1.302	1.302
***D	COMMONFUND STRATEGIC SOLUTIONS GLOBAL EQUITY, LLC	0	488.700	488.700
***D	GNAM INVESTMENT FUNDS TRUST	0	673.786	673.786
***D	GNAM INVESTMENT FUNDS TRUST	0	805.100	805.100
***D	GNAM INVESTMENT FUNDS TRUST	0	52.225	52.225
***D	IBM RETIREMENT PLAN	0	46.546	46.546
***D	ALLIANZ GLOBAL INV GMBH FOR ALLIANZGI-FONDS SFT2	0	48.000	48.000
***D	DEUTSCHE ASSET MNGM INV GMBH FOR DEAM FONDS BBS	0	48.000	48.000
***D	THORNBERG INVESTMENT INCOME BUILDER FUND	0	15.700.200	15.700.200
***D	NEUBERGER BERMAN ALTERNATIVE FUNDS NB MULTI-ASSET INCOME FUND	0	747	747
***D	AMERICAN BUREAU OF SHIPPING	0	13.705	13.705
***D	JAPAN TRUSTEE SERV BK LTD ATF SMTB PIMCO RAE LO VOL FR EQT M F	0	8.321	8.321
***D	PRINCIPAL GLOBAL INVESTORS COLLECTIVE INVESTMENT TRUST	0	527.642	527.642
***D	AMERICAN BAR ASSOCIATION MEMBERS/MTC COLLECTIVE TRUST	0	74.200	74.200
***D	AMERICAN CENTURY STRATEGIC ASSET ALL, INC. STRAT ALL CONS F	0	54.095	54.095
***D	AMERICAN CENTURY STRAT ASSET ALL, INC. STRAT ALL MODERATE F	0	227.054	227.054
***D	AMERICAN CENTURY STRAT ASSET ALL, INC. STRATEGIC ALL AGGR F	0	176.089	176.089
***D	AMERICAN CENTURY QUANTITATIVE EQUITY FUNDS, INC. INT CORE EQ	0	51.084	51.084
***D	AMERICAN CENTURY WORLD MUTUAL FUNDS, INC. INTL VALUE F	0	251.490	251.490
***D	AMERICAN CENTURY WORLD MUTUAL FUNDS INC - NT INT VALUE FUND	0	2.622.881	2.622.881
***D	AMERICAN CENTURY RETIREMENT DATE TRUST	0	361.897	361.897
***D	XEROX CANADA EMPLOYEES RETIREMENT PLAN	0	47.900	47.900
***D	PEOPLE'S BANK OF CHINA	0	6.064.055	6.064.055
***D	PEOPLE'S BANK OF CHINA	0	7.920.971	7.920.971

478

Azionisti: 13  
 Azionisti in proprio: 2712  
 Azionisti in delega: 2717

**LISTA ESITO DELLE VOTAZIONE**  
**Oggetto: Determinazione numero componenti CdA**

**FAVOREVOLI**

Badge	Ragione Sociale	Proprio	Delega	Totale
**D	JP TR SERV BK LTD ATF MAFB MSCI KOKUSAI INDEX MOTHER F	0	159.409	159.409
**D	AXA IM SMART MATCHING SOLUTIONS PUBLIC LIMITED COMPANY	0	42.000	42.000
**D	ALPINE GLOBAL INFRASTRUCTURE FUND	0	521.000	521.000
**D	ANIMA FUNDS PLC	0	2.504.661	2.504.661
**D	ANGELES GLOBAL EQUITY OPPORTUNITIES FUND LLC	0	87.000	87.000
**D	THE MASTER TR BK OF JP LTD ATF INVESCO DEV COUNT EQ INDEX M F	0	750	750
**D	PENSION FUND OF SUMITOMO MITSUI BANKING CORPORATION	0	52.319	52.319
**D	THE MASTER TRUST BK OF JP RE F RUSSELL INV (JP) INTL EQUITY F	0	234.700	234.700
**D	TOYOTA MOTOR PENSION FUND	0	223.583	223.583
**D	AQR GLOBAL ENHANCED MINIMUM VOLATILITY EQUITY FUND, L.P.	0	881	881
**D	AQR INTERNATIONAL EQUITY EDGE FUND, L.P.	0	4.360	4.360
**D	AQR FUNDS - AQR INT RELAXED CONSTRAINT EQUITY FUND	0	9.101	9.101
**D	ARROWSTREET MULTI STRATEGY UMBRELLA PLC	0	308.057	308.057
**D	ARROWSTREET INTERNATIONAL EQUITY EAFE TRUST FUND	0	68.288	68.288
**D	ARROWSTREET INTL EQ ACWI EX US ALPHA EXTENSION TRUST FUND	0	58.782	58.782
**D	AXA INVESTMENT MANAGERS DEUTSCHLAND GMBH FOR AXA EUROPA	0	150.000	150.000
**D	AXA INVESTMENT MANAGERS DEUTSCHLAND GMBH FOR AXA WELT	0	63.000	63.000
**D	GENERAL CONFERENCE CORPORATION OF SEVENTH DAY ADVENTISTS	0	313.808	313.808
**D	AXA ROSENBERG EQUITY ALPHA TRUST	0	1.665.000	1.665.000
**D	STATE OF ALASKA RETIREMENT AND BENEFITS PLANS	0	1.184.073	1.184.073
**D	STATE OF ALASKA RETIREMENT AND BENEFITS PLANS	0	815.702	815.702
**D	JP TRU SERVICES BK, LTD. AS TRU FOR SMTB GVAS EQ MOTHER FD	0	18.114	18.114
**D	OBLATE INTERNATIONAL PASTORAL INVESTMENT TRUST	0	28.150	28.150
**D	UNITED TECHNOLOGIES CORPORATION EMPLOYEE SAVINGS PLAN	0	515.967	515.967
**D	THE WALT DISNEY COMPANY RETIREMENT PLAN MASTER TRUST	0	111.482	111.482
**D	BROOKFIELD REAL ASSETS HYBRID MASTER FUND L.P.	0	73.800	73.800
**D	THE MASTER TRUST BK OF JP LTD: RUSSELL GLB ENVIR TECH FUND	0	3.338	3.338
**D	MERCER DIOCESE OF BROOKLYN GROWTH STRATEGY	0	156.815	156.815
**D	MERCER DIOCESE OF BROOKLYN GROWTH STRATEGY	0	158.300	158.300
**D	MERCER DIOCESE OF BROOKLYN LAY PENSION INVESTMENT TRUST	0	78.140	78.140
**D	MERCER DIOCESE OF BROOKLYN LAY PENSION INVESTMENT TRUST	0	78.900	78.900
**D	SIEFORS XXI BANORTE CONS, SOC ANON DE CAPITAL VARIABLE	0	2.569.483	2.569.483
**D	TIAA-CREF FUNDS - ENHANCED INTERNATIONAL EQUITY INDEX FUND	0	2.692.631	2.692.631
**D	MET INVESTOR SERIES TRUST-ALLIANCE GLOBAL DYNAMIC ALL PTF	0	775.255	775.255
**D	MET INVESTORS SERIES TRUST- SCHRODERS GLOBAL MULTI-ASSET PTF	0	179.232	179.232
**D	MET INVESTORS SERIES TRUST- JPMORGAN GLOBAL ACTIVE ALL PTF	0	1.905.374	1.905.374
**D	RUSSELL INVESTMENT COMPANY - RUSSELL INTERN DEVELOPED MKT F	0	6.172.022	6.172.022
**D	RUSSELL INVESTMENT COMPANY RUSSELL GLOBAL EQUITY FUND	0	843.198	843.198
**D	HENDERSON DIVIDEND + INCOME BUILDER FUND	0	319.508	319.508
**D	CENTRAL PROVIDENT FUND BOARD	0	78.732	78.732
**D	UAW RETIREE MEDICAL BENEFITS TRUST	0	4.131.639	4.131.639
**D	DESJARDINS CANADIAN BALANCED FUND	0	42.627	42.627
**D	CALVERT VP EAFE INTERNATIONAL INDEX PORTFOLIO	0	77.181	77.181

479

## LISTA ESITO DELLE VOTAZIONE

Oggetto: Determinazione numero componenti Cda

## FAVOREVOLI

Badge	Ragione Sociale	Proprio	Delega	Totale
**D	CAISSE DE DEPOF ET PLACEMENT DU QUEBEC	0	11.899.564	11.899.564
**D	THE REGENTS OF THE UNIVERSITY OF CALIFORNIA	0	8.108.176	8.108.176
**D	EIC ENERGY UTILITY FUND	0	653.000	653.000
**D	ALLIANZ GLOBAL INVESTORS GMBH FOR ELK-COFONDS	0	699.746	699.746
**D	MICROSOFT CORPORATION SAVINGS PLUS 401(K) PLAN	0	1.821.881	1.821.881
**D	ALLIANZ NEJ INTERNATIONAL VALUE FUND	0	2.084.783	2.084.783
**D	ALLIANZGI BEST STYLES GLOBAL EQUITY FUND	0	208.829	208.829
**D	ALLIANZGI GLOBAL DYNAMIC ALLOCATION FUND	0	57.753	57.753
**D	ALLIANZ NEJ INTERNATIONAL VALUE II FUND	0	32.176	32.176
**D	ALLIANZGI BEST STYLES INTERNATIONAL EQUITY FUND	0	1.385	1.385
**D	LORD ABBETT SERIES FUND, INC. - INTERNATIONAL CORE EQ PTF	0	193.435	193.435
**D	LORD ABBETT SECURITIES TRUST-LORD ABBETT INT CORE EQ F	0	1.690.148	1.690.148
**D	FEDEX CORPORATION EMPLOYEES PENSION TRUST	0	338.670	338.670
**D	PARAMETRIC INTERNATIONAL EQUITY FUND	0	157.274	157.274
**D	SOJECCI II LITEE	0	96.200	96.200
**D	EATON VANCE HEXAVEST GLOBAL EQUITY FUND	0	65.700	65.700
**D	EATON VANCE HEXAVEST INTERNATIONAL EQUITY FUND	0	15.983	15.983
**D	TAX - MANAGED INTERNATIONAL EQUITY PORTFOLIO	0	48.562	48.562
**D	GABELLI UTILITIES FUND	0	250.000	250.000
**D	THE GABELLI DIVIDEND & INCOME TRUST	0	230.000	230.000
**D	THE GABELLI GLOBAL UTILITY & INCOME TRUST	0	80.000	80.000
**D	GENERAL ELECTRIC PENSION TRUST	0	2.628.347	2.628.347
**D	RUSSELL INVESTMENT FUNDS NON-U.S. FUND	0	998.328	998.328
**D	RUSSELL INVESTMENT COMPANY RUSSELL TAX-MANAGED INTL EQ FUND	0	739.735	739.735
**D	RUSSELL INVESTMENT COMPANY SELECT INTERNATIONAL EQUITY FUND	0	590.894	590.894
**D	LAND BK OF TW IN ITS CAP AS MSTR CUS OF FR TEM SIN M-A INC B F	0	28.195	28.195
**D	MARQUIS INSTITUTIONAL GLOBAL EQUITY PORTFOLIO	0	51.650	51.650
**D	PIMCO BALANCED INCOME FUND (CANADA)	0	14.100	14.100
**D	THE HARTFORD GLOBAL REAL ASSET FUND	0	114.712	114.712
**D	THE HARTFORDGLOBAL ALL- ASSET FUND	0	20.184	20.184
**D	AMERICAN FUNDS INSURANCE SERIES CAPITAL INCOME BUILDER	0	494.674	494.674
**D	ROCHE U.S. RETIREMENT PLANS MASTER TRUST	0	1.339.900	1.339.900
**D	CITY OF HOPE	0	86.500	86.500
**D	BECKMAN RESEARCH INSTITUTE OF THE CITY OF HOPE	0	61.500	61.500
**D	CITY OF HOPE NATIONAL MEDICAL CENTER	0	79.000	79.000
**D	CENTRAL BANK OF TRINIDAD AND TOBAGO	0	1.205.822	1.205.822
**D	RUSSELL INVESTMENT COMPANY MULTI-ASSET GROWTH STRATEGY FUND	0	29.004	29.004
**D	HEXAVEST EAFE EQUITY FUND	0	660.938	660.938
**D	HEXAVEST ACWI EQUITY FUND	0	49.740	49.740
**D	HEXAVEST WORLD EQUITY FUND	0	579.381	579.381
**D	BROOKFIELD GLOBAL REAL ASSET FUND	0	18.200	18.200
**D	TRANSAMERICA JPMORGAN TACTICAL ALLOCATION VP	0	109.592	109.592
**D	MONY LIFE RETIREMENT INCOME SECURITYPLAN FOR EMPLOYEES	0	5.960	5.960

Azionisti:

Azionisti in proprio:

Teste:

13

2712

2712  
5 Azionisti in delega.

Assemblea Ordinaria del 04 maggio 2017

## LISTA ESITO DELLE VOTAZIONE

Oggetto: Determinazione numero componenti Cda

## FAVOREVOLI

Badge	Ragione Sociale	Proprio	Delega	Totale
**D	TRANSAMERICA AB DYNAMIC ALLOCATION VP	0	39.844	39.844
**D	ICON INTERNATIONAL EQUITY FUND	0	177.000	177.000
**D	TANGERINE BALANCED INCOME PORTFOLIO	0	16.557	16.557
**D	TANGERINE BALANCED PORTFOLIO	0	101.866	101.866
**D	TANGERINE BALANCED GROWTH PORTFOLIO	0	86.522	86.522
**D	TANGERINE EQUITY GROWTH PORTFOLIO	0	74.941	74.941
**D	STATE FARM MUTUAL FUND TRUST, INTERNATIONAL INDEX FUND	0	158.717	158.717
**D	MASSMUTUAL SELECT OVERSEAS FUND	0	465.251	465.251
**D	MAINSTAY VP MFS UTILITIES PORTFOLIO	0	7.895.688	7.895.688
**D	TRANSAMERICA BLACKROCK GLOBAL ALLOCATION VP	0	705.964	705.964
**D	MM SELECT EQUITY ASSET FUND	0	171.948	171.948
**D	MM MSCI EAFE INTERNATIONAL INDEX FUND	0	166.142	166.142
**D	GMO TAX-MANAGED GLOBAL BALANCED PORTFOLIO	0	38.039	38.039
**D	GMO IMPLEMENTATION FUND	0	2.652.207	2.652.207
**D	JANUS CAPITAL MANAGEMENT LLC	0	20	20
**D	RUSSELL INVESTMENT COMPANY IV PLC	0	537.826	537.826
**D	JOHNSON & JOHNSON PENSION & SAVINGS PLANS MASTER TRUST	0	198.000	198.000
**D	PENSIONSKASSE JOHNSON & JOHNSON SCHWEIZ	0	82.709	82.709
**D	INTECH GLOBAL ALL COUNTRY ENHANCED INDEX FUND LLC	0	7.819	7.819
**D	SUNAMERICA SERIES TRUST GLOBAL EQUITIES PORTFOLIO	0	360.140	360.140
**D	SUNAMERICA SERIES TRUST TELECOM UTILITY PORTFOLIO	0	272.236	272.236
**D	SEASONS SERIES TRUST ASSET ALLOCATION: DIVERSIFIED GROWTH PTF	0	35.095	35.095
**D	SEASONS SERIES TRUST INTERNATIONAL EQUITY PORTFOLIO	0	126.595	126.595
**D	SUNAMERICA SERIES TRUST- SA BLACKROCK VCP GLO MUL ASSET PTF	0	172.059	172.059
**D	SUNAMERICA SERIES TRUST- SA SCHROEDERS VCP GLO ALLOC PORTFOLIO	0	64.530	64.530
**D	SUNAMERICA SERIES TRUST - SA INTERNATIONAL INDEX PORTFOLIO	0	136.619	136.619
**D	ORANGE COUNTY EMPLOYERS RETIREMENT SYSTEM	0	383.270	383.270
**D	RUSSELL COMMON CONTRACTUAL FUND	0	333.200	333.200
**D	RUSSELL INVESTMENT COMPANY V PLC	0	394.086	394.086
**D	RUSSELL INSTITUTIONAL FUNDS PLC	0	29.890	29.890
**D	STATE STREET GLOBAL EQUITY EX-US INDEX PORTFOLIO	0	370.696	370.696
**D	STATE STREET DISCIPLINED GLOBAL EQUITY PORTFOLIO	0	9.520	9.520
**D	STATE STREET INTERNATIONAL DEVELOPED EQUITY INDEX PORTFOLIO	0	1.341.151	1.341.151
**D	DEUTSCHE EAFE EQUITY INDEX FUND	0	33.775	33.775
**D	KP INTERNATIONAL EQUITY FUND	0	151.868	151.868
**D	KANSAS PUBLIC EMPLOYEES RETIREMENT SYSTEM	0	1.847.947	1.847.947
**D	RHUMBLINE INTERNATIONAL POOLED INDEX TRUST	0	42.398	42.398
**D	LOS ANGELES COUNTY EMPLOYEES RETIREMENT ASSOCIATION	0	104.000	104.000
**D	LORD ABBETT INTERNATIONAL CORE EQUITY TRUST	0	93.243	93.243
**D	SPDR MSCI ACWI IMI ETF	0	16.475	16.475
**D	SPDR MSCI EAFE QUALITY MIX ETF	0	45.802	45.802
**D	SPDR MSCI WORLD QUALITY MIX ETF	0	3.744	3.744
**D	HARTFORD MULTIFACTOR DEVELOPED MARKETS (EX-US) ETF	0	7.767	7.767

Azionisti:  
Azionisti in proprio:2717 Teste:  
5 Azionisti in delega:13  
2712

Pagina 42

LISTA ESITO DELLE VOTAZIONE

Oggetto: Determinazione numero componenti Cda

FAVOREVOLI

Badge	Ragione Sociale	Proprio	Delega	Totale
**D	ALLIANZBERNSTEIN INTERNATIONAL ALL-COUNTRY PASSIVE SERIES	0	90.835	90.835
**D	MARYLAND STATE RETIREMENT & PENSION SYSTEM	0	1.865.751	1.865.751
**D	RUSSELL INV MULTI-ASSET FACTOR EXPOSURE FUND	0	217.156	217.156
**D	ALLIANZ GLOBAL INVESTORS GMBH FOR ALLIANZ STRAT. BALANCE	0	302.528	302.528
**D	ALLIANZ GLOBAL INVESTORS GMBH FOR ALLIANZ STRAT. STABILITAE	0	51.834	51.834
**D	ALLIANZ GLOBAL INVESTORS GMBH FOR ALLIANZ STRAT. WACHSTUM	0	388.061	388.061
**D	THE PRUDENTIAL INSURANCE COMPANY OF AMERICA	0	628.929	628.929
**D	PRUDENTIAL TRUST CO MASTER COMMINGLED INV F FOR TAX EXEMPT TR	0	469.482	469.482
**D	MDPIM INTERNATIONAL EQUITY POOL	0	373.100	373.100
**D	MD INTERNATIONAL VALUE FUND	0	152.189	152.189
**D	MD EQUITY FUND	0	413.850	413.850
**D	MD EQUITY FUND	0	105.800	105.800
**D	MDPIM INTERNATIONAL EQUITY POOL	0	1.312.658	1.312.658
**D	MD INTERNATIONAL VALUE FUND	0	39.200	39.200
**D	MERCER INTERNATIONAL EQUITY FUND	0	89.607	89.607
**D	MGI FUNDS PLC	0	100.000	100.000
**D	MGI FUNDS PLC	0	161.181	161.181
**D	MERCER QIF CCF	0	6.182.419	6.182.419
**D	MERCER QIF FUND PLC	0	101.228	101.228
**D	MERCER GLOBAL EQUITY FUND	0	180.695	180.695
**D	MERCER GLOBAL EQUITY FUND	0	314.747	314.747
**D	MGI FUNDS PLC	0	594.456	594.456
**D	MORGAN STANLEY INSTITUTIONAL FUND TR- GL MULTI-ASSET INC PTF	0	1.336	1.336
**D	LOCKHEED MARTIN CORP DEFINED CONTRIBUTION PLAN MASTER TRUST	0	318.523	318.523
**D	MET INVESTORS SERIES TRUST- PANAGORA GLO DIVERSIFIED RISK PTF	0	11.684	11.684
**D	BLUE CROSS BLUE SHIELD OF KANSAS, INC	0	6.835	6.835
**D	NORRHROP GRUMMAN CORPORATION VEBI MASTER TRUST I	0	26.125	26.125
**D	BURROUGHS WELLCOME FUND	0	9.415	9.415
**D	DEUTSCHE BANK-ONSHORE	0	9.411	9.411
**D	STATE OF NEW JERSEY COMMON PENSION FUND D	0	3.987.454	3.987.454
**D	ONTARIO TEACHERS PENSION PLAN BOARD	0	785.400	785.400
**D	NEW SHIPS, INC. PENSION MASTER TRUST	0	390.042	390.042
**D	CITY OF NEW YORK GROUP TRUST	0	2.462.589	2.462.589
**D	ONEOK, INC. RETIREMENT PLAN TRUST	0	34.886	34.886
**D	COSMOPOLITAN INVESTMENT FUND	0	709.642	709.642
**D	PIMCO RAE FUNDAMENTAL INTERNATIONAL FUND LLC	0	1.241.002	1.241.002
**D	PIMCO EQUITY SERIES: PIMCO RAE FUNDAMENTAL INTERNATIONAL FUND	0	504.064	504.064
**D	PRINCIPAL LIFE INSURANCE COMPANY	0	2.536.580	2.536.580
**D	DIVERSIFIED REAL ASSET CIT	0	633.386	633.386
**D	PWTNAM WORLD TRUST	0	50.293	50.293
**D	THE UNIVERSITY OF HONG KONG	0	35.573	35.573
**D	CERN PENSION FUND	0	1.500.092	1.500.092
**D	RETIREMENT & SEC PROG. & SAVINGS PLN OF NTCA & ITS MBRS MSTR TST	0	92.664	92.664

482

## LISTA ESITO DELLE VOTAZIONE

Oggetto: Determinazione numero componenti CdA

## FAVOREVOLI

Badge	Ragione Sociale	Proprio	Delega	Totale
**D	DEUTSCHE ASSET MNGM INV GMBH FOR DEAM-FONDS KLP 1	0	68.000	68.000
**D	DEUTSCHE ASSET MNGM INV GMBH FOR DEAM-FONDS PPC GEQ	0	25.152	25.152
**D	DEUTSCHE ASSET MNGM INV GMBH FOR DEAM-FONDS RKBS	0	70.000	70.000
**D	DEUTSCHE ASSET MNGM INV GMBH FOR DEAWM-FONDS BW GERMANY	0	19.566	19.566
**D	DEUTSCHE ASSET MNGM INV GMBH FOR DEAM-FONDS DN13	0	137.000	137.000
**D	DEUTSCHE ASSET MNGM INV GMBH FOR DEAM-FONDS PPC EQ	0	159.249	159.249
**D	DEUTSCHE ASSET MNGM INV GMBH FOR GCB PENSION FUND GERMANY	0	69.458	69.458
**D	DEUTSCHE ASSET MNGM INV GMBH FOR DEAM FONDS AKS	0	20.000	20.000
**D	DEUTSCHE ASSET MNGM INV GMBH FOR DEAM FONDS DAM 2	0	40.000	40.000
**D	DEUTSCHE ASSET MNGM INV GMBH FOR DEAM-FONDS BG 2	0	30.000	30.000
**D	DEUTSCHE ASSET MNGM INV GMBH FOR DEAM FONDS TOCO	0	110.000	110.000
**D	DEUTSCHE ASSET MNGM INV GMBH FOR DEAM FONDS AVD 2	0	20.900	20.900
**D	DEUTSCHE ASSET MNGM INV GMBH FOR DEAM-FONDS-BCA 1	0	85.000	85.000
**D	DEUTSCHE ASSET MNGM INV GMBH FOR DEAM FONDS DAA	0	33.900	33.900
**D	DEUTSCHE ASSET MNGM INV GMBH FOR DEAM-FONDS DEUK	0	60.000	60.000
**D	DEUTSCHE ASSET MNGM INV GMBH FOR DEAM FONDS CA IV	0	24.000	24.000
**D	DEUTSCHE ASSET MNGM INV GMBH FOR DEAM FONDS KDE 1	0	60.000	60.000
**D	DEUTSCHE ASSET MNGM INV GMBH FOR DEAM FONDS WOP 1	0	215.511	215.511
**D	DEUTSCHE ASSET MNGM INV GMBH FOR DEAM FONDS WOP 2	0	135.396	135.396
**D	DEUTSCHE ASSET MNGM INV GMBH FOR STIFTUNGSFONDS SVOP	0	89.909	89.909
**D	DEUTSCHE ASSET MNGM INV GMBH FOR DEAM-FONDS DYERG	0	45.000	45.000
**D	DEUTSCHE ASSET MNGM INV GMBH FOR DEAM FONDS PEM	0	70.000	70.000
**D	DEUTSCHE ASSET MNGM INV GMBH FOR DEAM-FONDS EXEMPLUM	0	15.000	15.000
**D	DEUTSCHE ASSET MNGM INV GMBH FOR DEAM FONDS NSW	0	40.500	40.500
**D	DEUTSCHE AM INV GMBH FOR DEAM FONDS RHEIN	0	340.000	340.000
**D	DEUTSCHE ASSET MNGM INV GMBH FOR DEAM FONDS KLLI	0	11.000	11.000
**D	DEUTSCHE ASSET MNGM INV GMBH FOR DEAM FONDS SFWL	0	500.000	500.000
**D	DEUTSCHE ASSET MNGM INV GMBH FOR DEAM FONDS SLM 1	0	362.100	362.100
**D	DEUT ASS & WEALTH MNGM INV GMBH FOR DEAM-FONDS LHG 1	0	202.000	202.000
**D	DEUTSCHE ASSET MNGM INV GMBH FOR DEAM-FONDS PMC 1	0	120.000	120.000
**D	DEUTSCHE ASSET MNGM INV GMBH FOR DEAM FONDS PKN 2	0	2.998.721	2.998.721
**D	DEUTSCHE ASSET MNGM INV GMBH FOR DEAM-FONDS OKA	0	30.000	30.000
**D	DEUTSCHE ASSET MNGM INV GMBH FOR DEAM FONDS AO 1	0	10.000	10.000
**D	DEUTSCHE ASSET MNGM INV GMBH FOR DEAM FONDS APD	0	5.000	5.000
**D	DEUTSCHE ASSET MNGM INV GMBH FOR DEAM FONDS UVG 1	0	23.400	23.400
**D	DEUTSCHE ASSET MNGM INV GMBH FOR DEAM FONDS PTF	0	77.000	77.000
**D	DEUTSCHE ASSET MNGM INV GMBH FOR DEAM FONDS RTU 1	0	20.000	20.000
**D	DEUTSCHE ASSET MNGM INV GMBH FOR DEAM FONDS PSF 1	0	31.304	31.304
**D	DEUTSCHE ASSET MNGM INV GMBH FOR DEAM FONDS SCSM	0	12.901	12.901
**D	DEUTSCHE ASSET MNGM INV GMBH FOR DEAM FONDS STK	0	28.600	28.600
**D	DEUTSCHE ASSET MNGM INV GMBH FOR DEAM FONDS SVSW	0	55.000	55.000
**D	DEUTSCHE ASSET MNGM INV GMBH FOR DEAM-FONDS UZS 1	0	50.000	50.000
**D	DEUTSCHE ASSET MNGM INV GMBH FOR STIFTUNGSFONDS SV 1	0	240.000	240.000

Azionisti:  
Azionisti in proprio: 52717 Teste:  
5 Azionisti in delega:13  
2712



LISTA ESITO DELLE VOTAZIONE  
 Oggetto: Determinazione numero componenti Cda

FAVOREVOLI

Badge	Ragione Sociale	Proprio	Delega	Totale
**D	DEUTSCHE ASSET MNGM INV GMBH FOR STIFTUNGSFONDS SVC 1	0	38.868	38.868
**D	DEUTSCHE ASSET MNGM INV GMBH FOR DEAM FONDS SWI	0	33.000	33.000
**D	DEUTSCHE ASSET MNGM INV GMBH FOR DEAM F STRATAV EUR STRAT1	0	125.000	125.000
**D	DEUTSCHE ASSET MNGM INV GMBH FOR DEAM FONDS VEF	0	13.500	13.500
**D	DEUTSCHE ASSET MNGM INV GMBH FOR DEAM-HAD-MITARBEITER I	0	6.500	6.500
**D	DEUTSCHE ASSET MNGM INV GMBH FOR DEAM-HAD-MITARBEITER II	0	15.000	15.000
**D	DEUTSCHE ASSET MNGM INV GMBH FOR DEAM FONDS LW1	0	20.000	20.000
**D	DEUTSCHE ASSET MNGM INV GMBH FOR DEAM-FONDS ZDB	0	150.000	150.000
**D	DEUTSCHE ASSET MNGM INV GMBH FOR DEAM FONDS PVZ 1	0	16.000	16.000
**D	DEUTSCHE ASSET MNGM INV GMBH FOR DEAM FONDS ZSB 1	0	230.000	230.000
**D	DEUTSCHE ASSET MNGM INV GMBH FOR DEAM-FONDS CPT	0	60.000	60.000
**D	INTEL CORPORATION RETIREE MEDICAL PLAN TRUST	0	5.820	5.820
**D	STATE OF ALASKA DEPARTMENT OF ADMINISTRATION	0	49.044	49.044
**D	ALASKA COMMON TRUST FUND	0	354.310	354.310
**D	ACR COLLECTIVE INVESTMENT TRUST	0	211.155	211.155
**D	GREYSTONE INTERNATIONAL INCOME AND GROWTH FUND	0	110.644	110.644
**D	GREYSTONE GLOBAL INCOME + GROWTH FUND	0	345.600	345.600
**D	PANAGORA DYNAMIC GLOBAL EQUITY (EX TOBACCO) FUND	0	94.448	94.448
**D	THRIVENT PARTNER WORLDWIDE ALLOCATION FUND	0	1.068.850	1.068.850
**D	THRIVENT PARTNER WORLDWIDE ALLOCATION PORTFOLIO	0	263.178	263.178
**D	RUSSELL INSTITUTIONAL FUNDS, LLC-RUSSELL INTL EQUITY FUND	0	579.002	579.002
**D	RUSSELL INSTL FUNDS, LLC-RUSSELL MULTI-ASSET CORE PLUS FUND	0	1.182.987	1.182.987
**D	RUSSELL INSTITUTIONAL FUNDS, LLC-RUSSELL GLOB EQ PLUS FUND	0	281.928	281.928
**D	FLOURISH INVESTMENT CORPORATION	0	133.718	133.718
**D	OMERS ADMINISTRATION CORPORATION	0	10.935.993	10.935.993
**D	HONG KONG HOUSING SOCIETY	0	59.593	59.593
**D	GOV OF HM THE SULTAN AND YANG DI-PERTUAN OF BRUNEI DARUSSALAM	0	236.311	236.311
**D	BANK OF KOREA	0	363.295	363.295
**D	BIMCOR OVERSEAS POOLED FUND	0	1.032.609	1.032.609
**D	BIMCOR GLOBAL EQUITY POOLED FUND	0	270.659	270.659
**D	GOVERNMENT OF THE PROVINCE OF ALBERTA	0	541.008	541.008
**D	SPHERE FTSE EUROPE SUSTAINABLE YIELD INDEX ETF	0	7.145.000	7.145.000
**D	POWER ASSETS DEFINED CONTRIBUTION SCHEME	0	3.908	3.908
**D	SANOFI-AVENTIS US PENSION TRUST	0	15.447	15.447
**D	SSGA MSCI ACWI EX-USA INDEX NON-LENDING DAILY TRUST	0	45.600	45.600
**D	GAM INVESTMENT MANAGEMENT (SWITZERLAND) AG	0	174.679	174.679
**D	GAM INVEST MANAG (SWITZ) AG VI VORSORGEINV VI CORE AKTN AUSLAND	0	434.785	434.785
**D	HARTFORD SCHROEDERS INTERNATIONAL MULTI-CAP VALUE FUND	0	9.120	9.120
**D	STATE STREET IRELAND UNIT TRUST	0	194.636	194.636
**D	STANDARD LIFE INV GLO ABS RETURN STRAT MASTER FUND LTD.	0	1.867.747	1.867.747
**D	STANDARD LIFE INVEST GLOBAL FOCUSED STRATEGIES MASTER FUND LTD	0	2.182.476	2.182.476
**D	SWISS AND GLOBAL AM AG ON BEHALF OF SSGA EUROPE EQUITY INDEX	0	520.890	520.890
**D		0	23.030	23.030

484

Azionisti: 13  
 Azionisti in proprio: 5  
 Azionisti in delega: 2712

LISTA ESITO DELLE VOTAZIONE  
 Oggetto: Determinazione numero componenti CdA

FAVOREVOLI

Badge	Ragione Sociale	Proprio	Delega	Totale
**D	SSGA SPDR ETF5 EUROPE I PUBLIC LIMITED COMPANY	0	1.052.072	1.052.072
**D	SSGA SPDR ETF5 EUROPE II PUBLIC LIMITED COMPANY	0	1.121.453	1.121.453
**D	SIR DAVID TRENCH FUND FOR RECREATION	0	19.258	19.258
**D	SUNSUPER SUPERANNUATION FUND	0	915.151	915.151
**D	CALIFORNIA PUBLIC EMPLOYEES RETIREMENT SYSTEM	0	24.831.484	24.831.484
**D	ROMAN CATHOLIC BISHOP OF SPRINGFIELD A CORPORATION SOLE	0	8.322	8.322
**D	TEACHER RETIREMENT SYSTEM OF TEXAS	0	16.921.108	16.921.108
**D	CALIFORNIA STATE TEACHERS RETIREMENT SYSTEM	0	24.386.496	24.386.496
**D	TENNESSEE CONSOLIDATED RETIREMENT SYSTEM	0	5.134.859	5.134.859
**D	DEUTSCHE ASSET MNGM INV GMBH FOR DEAM-FONDS PG EQ	0	196.866	196.866
**D	AXA SWISS INSTITUTIONAL FUND - EQUITIES GLOBAL EX SWITZERLAND	0	99.000	99.000
**D	DEUTSCHE ASSET MNGM INV GMBH FOR DEAM-FONDS MIR 1	0	33.000	33.000
**D	DEUTSCHE ASSET MNGM INV GMBH FOR DEAM-FONDS GFN 1	0	80.000	80.000
**D	DEUTSCHE ASSET MNGM INV GMBH FOR DEAM-FONDS PFDB	0	47.194	47.194
**D	PINEBRIDGE GLOBAL FUNDS	0	240.269	240.269
**D	DEUTSCHE ASSET MNGM INV GMBH FOR DEAM-FONDS BPT	0	840.000	840.000
**D	METZLER ASSET MANAGEMENT GMBH FOR MI-FONDS 415	0	1.903.915	1.903.915
**D	DEUTSCHE ASSET MNGM INV GMBH FOR DEAM-FONDS RVT	0	30.000	30.000
**D	ALLIANZ GLOBAL INVESTORS GMBH FOR ALLIANZGI-FONDS HPT	0	221.286	221.286
**D	DEUTSCHE ASSET MNGM INV GMBH FOR DEAM-FONDS PAL 1	0	69.300	69.300
**D	DEUTSCHE ASSET MNGM INV GMBH FOR DEAM-FONDS GSK 1	0	85.000	85.000
**D	ASIAN DEVELOPMENT BANK	0	352.688	352.688
**D	UBS (IRL) ETF PLC	0	614.225	614.225
**D	SOUTH CALIF VTD FOOD & COMM WK UN & FOOD EMPL JOINT PENS TR F	0	811.564	811.564
**D	CAPITAL GROUP INTERNATIONAL EQUITY FUND (CANADA)	0	26.647	26.647
**D	CAPITAL INTERNATIONAL - GROWTH AND INCOME	0	49.000	49.000
**D	VANGUARD FTSE DEVELOPED EUROPE ALL CAP INDEX ETF	0	77.183	77.183
**D	VANGUARD FTSE DEVELOPED ALL CAP EX NORTH AMERICA INDEX ETF	0	70.153	70.153
**D	VANGUARD DEVEL ALL-CAP EX NORTH AMERICA EQT IND POOLED FUND	0	14.116	14.116
**D	VANGUARD GLOBAL VALUE FACTOR EFF	0	2.139	2.139
**D	VANGUARD INVESTMENTS II COMMON CONTRACTUAL FUND	0	175.472	175.472
**D	VANGUARD INVESTMENTS COMMON CONTRACTUAL FUND	0	619.874	619.874
**D	VANGUARD FTSE DEVELOPED EUROPE INDEX ETF	0	17.315	17.315
**D	THE WELLINGTON TR CO NAT ASS MULT COMM COLLECT INV F TRUST	0	781.961	781.961
**D	WELLINGTON TR CO, NA MULT COMM TR F TR, REAL TOTAL RETURN PTF	0	1.180.874	1.180.874
**D	WELLINGTON TR CO NAT ASS MULT COM TR F TR DAILY END ASS PTF	0	780	780
**D	THE WELLINGTON TR CO NAT ASS MULT COLLECTIVE INV F TRUST II	0	1.275.313	1.275.313
**D	WELLS FARGO BK DECL OF TR EST INV FUNDS FOR EMPLOYEE BEN TR	0	123.875	123.875
**D	WELLS FARGO DIVERSIFIED INTERNATIONAL FUND	0	472.328	472.328
**D	WELLS FARGOMASTER TRUST DIVERSIFIED STOCK PORTFOLIO	0	79.600	79.600
**D	WELLS FARGO MASTER TRUST INTERNATIONAL VALUE PORTFOLIO	0	361.086	361.086
**D	WELLINGTON COMPOUND GROWTH, L.P.	0	1.706.600	1.706.600
**D		0	22.297	22.297

485

## LISTA ESITO DELLE VOTAZIONE

Oggetto: Determinazione numero componenti Cda

## FAVOREVOLI

Badge	Regione Sociale	Proprio	Delega	Totale
**D	WISDOMTREE ISSUER PUBLIC LIMITED COMPANY	0	86.620	86.620
**D	WISDOMTREE (PUBLIC EQUITIES) POOLED FUND TRUST	0	2.196.350	2.196.350
**D	WSIB INVESTMENTS (2010) POOLED FUND TRUST	0	132.815	132.815
**D	DIVERSIFIED MARKETS (2010) POOLED FUND TRUST	0	12.387.571	12.387.571
**D	WASHINGTON STATE INVESTMENT BOARD	0	3.467	3.467
**D	WISDOMTREE DYNAMIC CURRENCY HEDGED EUROPE EQUITY FUND	0	252.437	252.437
**D	WISDOMTREE DYNAMIC CURRENCY HEDGED INTRNL EQUITY FUND	0	320.239	320.239
**D	WISDOMTREE DEFA EQUITY INCOME FUND	0	523.128	523.128
**D	WISDOMTREE INTERNATIONAL EQUITY FUND	0	38.618	38.618
**D	WISDOMTREE GLOBAL HIGH DIVIDEND FUND	0	325.411	325.411
**D	WISDOMTREE INTERNATIONAL LARGE CAP DIVIDEND FUND	0	2.918	2.918
**D	WISDOMTREE GLOBAL EX-U.S. HEDGED DIVIDEND FUND	0	1.030.200	1.030.200
**D	NEW YORK STATE TEACHERS RETIREMENT SYSTEM	0	3.196.543	3.196.543
**D	NEW YORK STATE TEACHERS RETIREMENT SYSTEM	0	756.683	756.683
**D	PENSIENFONDS METAAL OFP	0	478.800	478.800
**D	PRUDENTIAL RETIREMENT INSURANCE & ANNUITY COMPANY	0	23.896	23.896
**D	PRUDENTIAL RETIREMENT INSURANCE & ANNUITY COMPANY	0	97.407	97.407
**D	PRUDENTIAL RETIREMENT INSURANCE & ANNUITY COMPANY	0	1.247.430	1.247.430
**D	WELLINGTON MANAGEMENT FUNDS (IRELAND) PLC	0	196.459	196.459
**D	MANULIFE ASSET MANAGEMENT INTERNATIONAL EQUITY INDEX POOLED F	0	294.076	294.076
**D	SWISS & GBL ASSET MNGMNT AG ON BHLF OF ZUR INVEST INSTIT FNDS	0	32.073.349	32.073.349
**D	SS BK AND TRUST COMPANY INV FUNDS FOR TAXEXEMPT RETIREMENT PL	0	14.777	14.777
**D	SSGA EAFE INDEX PLUS NON-LENDING COMMON TRUST FUND	0	30.108	30.108
**D	SSGA ACWI INTEGR ALPHA SELECT NON-LENDING QP COMMON TRUST F	0	45.446	45.446
**D	SSGA INTERNATIONAL ALPHA NON-LENDING QP COMMON TRUST FUND	0	213.451	213.451
**D	SSGA RUSSELL FD GL EX-US INDEX NONLENDING QP COMMON TRUST FUND	0	276.836	276.836
**D	SSGA FTSE RAFI DEVELOPED 1000 INDEX NON-LENDING COMMON TR F	0	296.656	296.656
**D	STATE STREET GLOBAL MANAGED VOL ALPHA NON-LENDING COM TRUST FD	0	54.376	54.376
**D	GSO ADGM III COMMON CONTRACTUAL FUND	0	763.624	763.624
**D	STATE STREET SP GLO INFRA INDEX NON-LENDING COMMON TRUST FUND	0	768.762	768.762
**D	SSGA MSCI EUROPE SCREENED INDEX NON-LENDING COMMON TRUST FUND	0	98.469	98.469
**D	MSCI EAFE PROV SCREENED INDEX NON-LENDING COMMON TR FUND	0	10.350	10.350
**D	THE AB PORTFOLIOS - AB TAX-MANAGED BALANCED WEALTH STRATEGY	0	104.826	104.826
**D	THE AB PORTFOLIOS - AB BALANCED WEALTH STRATEGY	0	14.574	14.574
**D	THE AB PORTFOLIOS - AB CONSERVATIVE WEALTH STRATEGY	0	141.020	141.020
**D	THE AB PORTFOLIOS-AB TAX-MANAGED WEALTH APPRECIATION STRATEGY	0	251.500	251.500
**D	PWM VERMogensmandat - DWS	0	10.858.483	10.858.483
**D	INVESTEC GLOBAL STRATEGY FUND	0	132.422	132.422
**D	GLOBAL ADVANTAGE FUNDS - MAJOR MARKETS TELLFONDS	0	5.267.766	5.267.766
**D	STATE STREET GLOBAL ADVISORS LUXEMBOURG SICAV	0	12.000	12.000
**D	AXA WORLD FUNDS II	0	3.338.981	3.338.981
**D	AXA WORLD FUNDS	0	2.853.156	2.853.156
**D	ALLIANZ GLOBAL INVESTORS FUND	0	75.000	75.000
**D	RAS LUX FUND	0		

Azionisti:  
Azionisti in proprio: 2717

5 Azionisti in delega: 2712

13

LISTA ESITO DELLE VOTAZIONE

Oggetto: Determinazione numero componenti Cda

FAVOREVOLI

Badge	Regione Sociale	Proprrio	Delega	Totale
**D	ALLIANZ SUISSE - STRATEGY FUND	0	34.842	34.842
**D	METALLERENTE FONDS PORTFOLIO	0	167.306	167.306
**D	ALLIANZ STIFTUNGSFONDS NACHHALTIGKEIT	0	143.248	143.248
**D	RP RENDITE PLUS	0	157.197	157.197
**D	BLACKROCK STRATEGIC FUNDS	0	521.370	521.370
**D	BLACKROCK GLOBAL INDEX FUNDS	0	655.587	655.587
**D	DB X-TRACKERS	0	26.602.244	26.602.244
**D	DEUTSCHE INVEST II	0	832.107	832.107
**D	DEUTSCHE INVEST I	0	2.385.032	2.385.032
**D	GOLDMAN SACHS FUNDS	0	5.714.158	5.714.158
**D	GOLDMAN SACHS FUNDS II	0	208.253	208.253
**D	GOLDMAN SACHS FUNDS II	0	73.786	73.786
**D	NEXTAM PARTNERS	0	45.048	45.048
**D	MFS MERIDIAN FUNDS	0	7.060.044	7.060.044
**D	KIEGER FUND I	0	24.729	24.729
**D	DB PRIVATMANDAT	0	377.228	377.228
**D	DEUTSCHE ASSET MNGM S.A. FOR VERM FLEXIBEL (80. / . TEILGESCH)	0	313.811	313.811
**D	DEUTSCHE ASSET MNGM S.A. FOR DWS VERMOEGENSMANDAT-DEFENSIV	0	149.015	149.015
**D	DEUTSCHE ASSET MNGM S.A. FOR DWS VERMOEGENSMANDAT-BALANCE	0	635.353	635.353
**D	DEUTSCHE ASSET MANAGEMENT S.A. FOR DEUTSCHE ESG EUROPEAN EQ	0	701.200	701.200
**D	DEUTSCHE ASSET MNGM S.A. FOR DWS ETOLLE	0	25.286	25.286
**D	JULIUS BAER MULTISTOCK	0	2.193.898	2.193.898
**D	MULTILABEL SICAV	0	2.679.000	2.679.000
**D	SGKB (LUX) FUND	0	7.493	7.493
**D	MULTIFLEX SICAV	0	548.467	548.467
**D	GAM STAR (LUX)	0	1.169.994	1.169.994
**D	UBS ETF-UBS-ETF DJ EURO STOXX 50	0	2.281.511	2.281.511
**D	UBS ETF	0	5.791.734	5.791.734
**D	UBS ETF	0	256.798	256.798
**D	UBS ETF	0	348.753	348.753
**D	UBS ETF	0	311.276	311.276
**D	UBS ETF	0	861.814	861.814
**D	UBS ETF	0	1.900.931	1.900.931
**D	UBS ETF	0	182.463	182.463
**D	UBS ETF	0	541.241	541.241
**D	DEUTSCHE ASSET MNGM INV GMBH FOR VERMOEGENSMNGM RENDITE OP	0	47.301	47.301
**D	DEUTSCHE ASSET MNGM INV GMBH FOR ALBATROS FONDS OP	0	1.048.261	1.048.261
**D	DEUTSCHE AM INVESTMENT GMBH FOR DEUTSCHE AM LOWVOL EUROPE	0	75.000	75.000
**D	DEUTSCHE ASSET MNGM INV GMBH FOR E. ON AKTIENFONDS DWS	0	230.303	230.303
**D	DEUTSCHE ASSET MNGM INV GMBH FOR DWS VORSORGE AS (DYNAMIK)	0	95.646	95.646
**D	DEUTSCHE ASSET MNGM INV GMBH FOR DWS VORSORGE AS (FLEX)	0	3.007.330	3.007.330
**D	DEUTSCHE ASSET MNGM INV GMBH FOR DWS TOP EUROPE	0	103.064	103.064
**D	DEUTSCHE ASSET MNGM INV GMBH FOR OPPENHEIM DYNAMIC EUROPE BAL	0	126.949	126.949
**D	DEUTSCHE ASSET MNGM INV GMBH FOR OP STRATEGIEPORTFOLIO IV	0		

487

LISTA ESITO DELLE VOTAZIONE  
Oggetto: Determinazione numero componenti Cda

FAVOREVOLI

Badge	Ragione Sociale	Proprio	Delega	Totale
**D	DEUTSCHE ASSET MNGM INV GMBH FOR SOP EUROLANDWERTE	0	319.345	319.345
**D	DEUTSCHE ASSET MNGM INV GMBH FOR MULTI-INDEX EQUITY FUND	0	53.449	53.449
**D	DEUTSCHE ASS MGMT INVEST. MIT TEILGESE. FOR FIX INC AND ALT	0	162.755	162.755
**D	MONETARY AUTHORITY OF SINGAPORE	0	1.933.700	1.933.700
**D	ISHARES MSCI ACWI ETF	0	867.923	867.923
**D	ISHARES MSCI ACWI EX US ETF	0	776.221	776.221
**D	ISHARES EUROPE ETF	0	2.424.320	2.424.320
**D	ISHARES MSCI EAFE ETF	0	39.213.412	39.213.412
**D	ISHARES MSCI EAFE VALUE ETF	0	5.505.686	5.505.686
**D	ISHARES GLOBAL UTILITIES ETF	0	957.716	957.716
**D	ISHARES MSCI EUROZONE ETF	0	17.415.730	17.415.730
**D	ISHARES MSCI ITALY CAPPED ETF	0	13.594.510	13.594.510
**D	ISHARES MSCI KOKUSAI ETF	0	41.662	41.662
**D	ISHARES GLOBAL INFRASTRUCTURE ETF	0	6.100.527	6.100.527
**D	ISHARES INTERNATIONAL SELECT DIVIDEND ETF	0	3.443.481	3.443.481
**D	BLACKROCK MSCI WORLD INDEX FUND OF BLACKROCK FUNDS	0	114.469	114.469
**D	BLACKROCK INST TRUST CO NA INV FUNDSFOR EMPLOYEE BENEFIT TR	0	52.431.612	52.431.612
**D	ISHARES CORE MSCI EAFE ETF	0	11.608.046	11.608.046
**D	ISHARES CORE MSCI TOTAL INTERNATIONAL STOCK ETF	0	1.753.340	1.753.340
**D	ISHARES MSCI INTERNATIONAL DEVELOPED ETF	0	11.248	11.248
**D	ISHARES MSCI WORLD ETF	0	84.746	84.746
**D	ISHARES CORE MSCI EAFE IMI INDEX ETF	0	338.281	338.281
**D	ISHARES MSCI EUROPE IMI INDEX ETF	0	123.863	123.863
**D	ISHARES CORE MSCI EUROPE ETF	0	1.460.820	1.460.820
**D	ISHARES MSCI EAFE ESG OPTIMIZED ETF	0	109.580	109.580
**D	ISHARES EDGE MSCI INTL VALUE FACTOR ETF	0	106.752	106.752
**D	ISHARES EDGE MSCI INTL SIZE FACTOR ETF	0	1.902	1.902
**D	ISHARES INTERNATIONAL FUNDAMENTAL INDEX ETF	0	186.245	186.245
**D	ISHARES GLOBAL MONTHLY DIVIDEND INDEX ETF (CAD-HEDGED)	0	48.231	48.231
**D	CONNECTICUT GENERAL LIFE INSURANCE COMPANY	0	32.594	32.594
**D	THRIFT SAVINGS PLAN	0	21.678.614	21.678.614
**D	BLACKROCK CDN MSCI EAFE EQUITY INDEX FUND	0	2.447.261	2.447.261
**D	CDN ACWI ALPHA TILTS FUND	0	100.529	100.529
**D	BLACKROCK CDN WORLD INDEX FUND	0	257.346	257.346
**D	BLACKROCK CDN MSCI EAFE INDEX PLUS FUND	0	57.333	57.333
**D	BLACKROCK INDEX FUNDS INC.-BLACKROCK INTERNATIONAL INDEX FUND	0	3.575.255	3.575.255
**D	BLACKROCK UTILITY AND INFRASTRUCTURE TRUST	0	2.947.617	2.947.617
**D	ACWI EX-US INDEX MASTER PORTFOLIO OF MASTER INVESTMENT PTF	0	425.427	425.427
**D	INTERNATIONAL TILTS MASTER PORTFOLIO OF MASTER INVESTMENT PTF	0	6.180	6.180
**D	RUSSELL DEVELOPED EX-U.S. LARGE CAP INDEX FUND B	0	60.398	60.398
**D	MSCI EQUITY INDEX FUND B-ITALY	0	12.928	12.928
**D	WORLD ALPHA TILTS NON-LENDABLE FUND B	0	11.917	11.917
**D	BGI MSCI EUROPE EQUITY INDEX FUND B	0	2.267.806	2.267.806

488

Assemblea Ordinaria del 04 maggio 2017

## LISTA ESITO DELLE VOTAZIONE

Oggetto: Determinazione numero componenti Cda

## FAVOREVOLI

Badge	Ragione Sociale	Proprio	Delega	Totale
**D	BGI MSCI EAFE EQUITY INDEX NON-LENDABLE FUND B	0	2.278.030	2.278.030
**D	BGI MSCI EMU IMI INDEX FUND B	0	7.364	7.364
**D	BLACKROCK MSCI EUROPE EQUITY ESG SCREENED INDEX FUND B	0	7.735	7.735
**D	EUROPEX-CONTRASTAL WEAPONS EQUITY INDEX FUND B	0	826.215	826.215
**D	INTERNATIONAL ALPHA TILTS FUND B	0	403.561	403.561
**D	GLOBAL EX US ALPHA TILTS FUND B	0	8.562	8.562
**D	MASTER TRUST FOR CERTAIN TAX-QUAL BECHTEL RETIREMENT PLANS	0	289.312	289.312
**D	RUSSELL INVESTMENT COMPANY II PLC	0	2.922.775	2.922.775
**D	GLOBAL INTREPID - CANADA FUND	0	618.537	618.537
**D	INTREPID INTERNATIONAL - CANADA FUND	0	64.779	64.779
**D	MFS VARIABLE INSURANCE TRUST II - MFS GLOBAL RESEARCH PTF	0	123.309	123.309
**D	MFS RESEARCH INTERNATIONAL FUND	0	13.901.115	13.901.115
**D	MFS VARIABLE INSURANCE TRUST II - MFS RESEARCH INT PORTFOLIO	0	862.769	862.769
**D	IBM 401K PLUS PLAN	0	1.311.676	1.311.676
**D	DEPARTMENT OF STATE LANDS	0	408.924	408.924
**D	ALLIANCEBERNSTEIN COLLECTIVE INVESTMENT TRUST SERIES	0	98.804	98.804
**D	STATE OF ALASKA RETIREMENT AND BENEFITS PLANS	0	207.696	207.696
**D	DIGNITY HEALTH	0	397.420	397.420
**D	DIGNITY HEALTH RETIREMENT PLAN TRUST	0	437.107	437.107
**D	COLLEGE RETIREMENT EQUITIES FUND	0	9.535.529	9.535.529
**D	COLLEGE RETIREMENT EQUITIES FUND	0	1.045.215	1.045.215
**D	TIIA-CREF INTERNATIONAL EQUITY INDEX FUND	0	5.373.351	5.373.351
**D	MET INVESTOR SERIES TRUST-MFS RESEARCH INTERNATIONAL PTF	0	4.000.992	4.000.992
**D	CONAGRA FOODS MASTER PENSION TRUST	0	480.142	480.142
**D	PACE INTERNATIONAL EQUITY INVESTMENTS	0	1.929.324	1.929.324
**D	MERCY HEALTH	0	186.269	186.269
**D	BOSTON RETIREMENT SYSTEM	0	476.034	476.034
**D	VALLIC COMPANY I - INTERNATIONAL EQUITIES FUND	0	549.725	549.725
**D	FONDATION LUCIE ET ANDRE CHAGNON	0	194.400	194.400
**D	METROPOLITAN SERIES FUND- MSCI EAFE INDEX PORTFOLIO	0	626.740	626.740
**D	STATE OF MINNESOTA	0	4.826.904	4.826.904
**D	ALAMEDA COUNTY EMPLOYEES' RETIREMENT ASSOCIATION	0	2.658.415	2.658.415
**D	MERCER NON-US CORE EQUITY FUND	0	975.027	975.027
**D	MERCER NON-US CORE EQUITY FUND	0	932.800	932.800
**D	JOHN HANCOCK INSURANCE COMPANY OF VERMONT	0	34.897	34.897
**D	MASSMUTUAL SELECT DIVERSIFIED INTERNATIONAL FUND	0	59.588	59.588
**D	SPDR MSCI ACWI EX-US ETF	0	473.830	473.830
**D	SPDR S&P GLOBAL INFRASTRUCTURE ETF	0	513.607	513.607
**D	SPDR S&P WORLD (EX-US) ETF	0	347.817	347.817
**D	SPDR S+P INTERNATIONAL UTILITIES SECTOR ETF	0	343.200	343.200
**D	CONSOLIDATED EDISON RETIREMENT PLAN	0	3.038.007	3.038.007
**D	MORGAN STANLEY INSTITUTIONAL FD TR - GLOBAL STRATEGIST PTF	0	59.837	59.837
**D	THE UNIVERSAL INST F INC - GLOBAL STRATEGIST PORTFOLIO	0	4.573	4.573

Azionisti:  
Azionisti in proprio:

Teste:

7

2717

5

Azionisti in delega:

Pagina 50

13

2712

LISTA ESITO DELLE VOTAZIONE

Oggetto: Determinazione numero componenti Cda

FAVOREVOLI

Badge	Ragione Sociale	Proprio	Delega	Totale
**D	ONTARIO TEACHERS PENSION PLAN BOARD	0	837.172	837.172
**D	UNIVERSAL INVESTMENT FUNDS	0	202.800	202.800
**D	SACRAMENTO COUNTY EMPLOYEES RETIREMENT SYSTEM	0	985.900	985.900
**D	PACIFIC SELECT FUND INTERNATIONAL VALUE PORTFOLIO	0	1.262.609	1.262.609
**D	WELLINGTON MGMT PTF KY-DIVERSIFIED INFLATION HEDGES PTF-Q INV	0	145.198	145.198
**D	MERCY HEALTH RETIREMENT TRUST	0	40.899	40.899
**D	MAJOR LEAGUE BASEBALL PLAYERS PENSION PLAN	0	328.500	328.500
**D	SPDR DJ EURO STOXX 50 ETF	0	8.988.586	8.988.586
**D	COMMON TRUST ITALY FUND	0	7.425.050	7.425.050
**D	WORLD INDEX OLUS SECURITIES LENDING COMMON TRUST FUND	0	73.464	73.464
**D	GE INVESTMENTS FUNDS, INC. - TOTAL RETURN FUND	0	251.900	251.900
**D	ISHARES II PUBLIC LIMITED COMPANY	0	33.950.055	33.950.055
**D	ISHARES PUBLIC LIMITED COMPANY	0	4.834.778	4.834.778
**D	ISHARES V PUBLIC LIMITED COMPANY	0	458.954	458.954
**D	ISHARES III PUBLIC LIMITED COMPANY	0	345.383	345.383
**D	ISHARES VI PUBLIC LIMITED COMPANY	0	2.468.214	2.468.214
**D	ISHARES IV PUBLIC LIMITED COMPANY	0	14.556.077	14.556.077
**D	ISHARES VII PLC	0	28.298.667	28.298.667
**D	ABN AMRO MULTI-MANAGER FUNDS	0	3.019.934	3.019.934
**D	BLACKROCK AM DE AG FOR ISHARES EURO STOXX 50 UCITS ETF (DE)	0	81.575	81.575
**D	BLACKROCK AM DE FOR ISHARES EURO STOXX UCITS ETF (DE)	0	5.378.368	5.378.368
**D	BLACKROCK AM DE FOR ISHS STOXX EUROPE LARGE 200 UCITS ETF (DE)	0	9.590.156	9.590.156
**D	BLACKROCK AM DE FOR ISHARES STOXX EUROPE 600 UCITS ETF (DE)	0	37.297	37.297
**D	ISHARES I INV MIT TGV F ISHS ST EUROPE 600 UTILITIES UCITS ETF	0	6.615.063	6.615.063
**D	BLACKROCK AM SCHWEIZ AG OBO BIEFS WORLD EX SWITZ EQ INDEX FUND	0	1.035.122	1.035.122
**D	AQR FUNDS- AQR STYLE PREMIA ALTERNATIVE FUND	0	1.183.665	1.183.665
**D	MAINSTAY 130/30 INTERNATIONAL FUND	0	329.683	329.683
**D	AQR FUNDS- AQR EQUITY MARKET NEUTRAL FUND	0	3.514.155	3.514.155
**D	AQR FUNDS- AQR STYLE PREMIA ALTERNATIVE LV FUND	0	9.329	9.329
**D	AQR FUNDS - AQR LONG SHORT EQUITY FUND	0	499.210	499.210
**D	AQR R.C. EQUITY AUSTRALIA FUND	0	6.636.154	6.636.154
**D	ARAB BANK FOR ECONOMIC DEVELOPMENT IN AFRICA	0	1.351.910	1.351.910
**D	MANAGED PENSION FUNDS LIMITED	0	297.225	297.225
**D	ABBEY LIFE ASSURANCE COMPANY LIMITED	0	2.577.166	2.577.166
**D	STATE STREET TRUSTEES LTD ATF ABERDEEN CAPITAL TRUST	0	174.349	174.349
**D	SCOTTISH WIDOWS INV SOLUTIONS F ICVC- EUROPEAN (EX UK) EQ FD	0	19.081	19.081
**D	LONDON BOROUGH OF TOWER HAMLETS PENSION FUND	0	220.237	220.237
**D	INVESTEC FUND MANAGERS SA LIMITED	0	793.844	793.844
**D	THE TRUSTEES OF CONOCOPHILLIPS PENSION PLAN	0	224.400	224.400
**D	BRUNEI INVESTMENT AGENCY	0	198.962	198.962
**D	FAMILY INVESTMENTS CHILD TRUST FUND	0	266.950	266.950
**D	FAMILY INVESTMENTS GLOBAL ICVC FAMILY BALANCED INT FUND	0		
**D	NOTTINGHAMSHIRE COUNTY COUNCIL PENSION FUND	0		

490

## LISTA ESITO DELLE VOTAZIONE

Oggetto: Determinazione numero componenti CdA

## FAVOREVOLI

Badge	Ragione Sociale	Proprio	Delega	Totale
***D	HSBC AS TRUSTEE FOR SSGA EUROPE EX UK EQUITY TRACKER FUND	0	5.535.951	5.535.951
***D	BNY MELLON TR+DEP ATF ST. JAMES'S PLACE GLOBAL EQ UNIT TR	0	9.273.436	9.273.436
***D	FP RUSSELL ICVC - INTERNATIONAL GROWTH ASSETS FUND	0	119.113	119.113
***D	THE TRUSTEES OF STAGECOACH GROUP PENSION SCHEME	0	572.200	572.200
***D	THE TRUSTEES OF JOHNSON & JOHNSON UK GROUP RETIREMENT PLAN	0	46.313	46.313
***D	TRANSET RETIREMENT FUND	0	258.701	258.701
***D	TRANSPORT PENSION FUND	0	64.400	64.400
***D	OLD MUTUAL INVESTMENT GROUP (PTY) LTD	0	24.599	24.599
***D	OLD MUTUAL LIFE ASSURANCE COMPANY (SOUTH AFRICA) LIMITED	0	363.735	363.735
***D	FRIENDS LIFE LIMITED	0	226.931	226.931
***D	F+C INSTITUTIONAL INVESTMENT FUNDS ICVC- INST GLB EQ F	0	567.213	567.213
***D	STICHTING F AND C MULTI MANAGER EUROPEAN EQUITY ACTIVE	0	985.746	985.746
***D	STICHTING TRUST F AND C UNHEDGE	0	370.305	370.305
***D	FIRST STATE INVESTMENTS ICVC-FIRST STATE DIVERSIFIED GROWTH F	0	7.654	7.654
***D	THE TRUSTEES OF GOLDMAN SACHS UK RETIREMENT PLAN	0	14.405	14.405
***D	THE TRUSTEES OF THE KELLOGG BROWN AND ROOT (UK) LTD PENSION PL	0	85.800	85.800
***D	STICHTING PHILIPS PENSIOENFONDS	0	953.390	953.390
***D	NGAM INVESTMENT FUNDS U.K. ICVC - SEYOND FACT + EU EX UK EQ F	0	6.963	6.963
***D	GOVERNMENT INSTITUTIONS PENSION FUND	0	530.429	530.429
***D	THE TRUSTEES OF SAL PENSION SCHEME	0	53.870	53.870
***D	VANGUARD INV FDS ICVC-VANG FTSE DEV WOR LD EX - UK EQT IND FD	0	912.658	912.658
***D	VANGUARD INV F ICVC-VANGUARD FTSE DEV EUROPE EX-UK EQ INDEX F	0	1.979.382	1.979.382
***D	VANGUARD INV FUNDS ICVC-VANGUARD FTSE GLOB ALL CAP IND FUND	0	7.248	7.248
***D	SCOTTISH WIDOWS INV SOL F ICVC- FUNDAMENTAL INDEX GLB EQ F	0	1.373.509	1.373.509
***D	STATE STREET GLOBAL INDEX PLUS TRUST	0	292.426	292.426
***D	RUSSELL INTERNATIONAL SHARES FUND	0	537.228	537.228
***D	RUSSELL GLOBAL OPPORTUNITIES FUND	0	2.039.699	2.039.699
***D	STATE STREET INTERNATIONAL EQUITIES INDEX TRUST	0	353.189	353.189
***D	SEDR S+P WORLD EX AUSTRALIA FUND	0	26.483	26.483
***D	ACR GLOBAL ENHANCED EQUITY FUND	0	405.174	405.174
***D	CHRISTIAN SUPER	0	59.659	59.659
***D	EATON VANCE (AUSTRALIA) HEXAVEST ALL-COUNTRY GL EQUITY FUND	0	87.455	87.455
***D	FIRST STATE SUPERANNUATION SCHEME	0	1.140.198	1.140.198
***D	FIRST STATE SUPERANNUATION SCHEME	0	1.980.214	1.980.214
***D	RUSSELL TAX EFFECTIVE GLOBAL SHARES FUND	0	558.238	558.238
***D	MERCY SUPER	0	49.900	49.900
***D	PINEBRIDGE GLOBAL DYNAMIC ASSET ALLOCATION FUND	0	341.513	341.513
***D	STATE STREET GLOBAL EQUITY FUND	0	267.238	267.238
***D	STATE STREET INT EQTS INDEX TRUST EX TOBACCO EX CONTR WEAPONS	0	49.578	49.578
***D	WESTPAC INTERNATIONAL SHARE INDEX TRUST	0	327.739	327.739
***D	GMO GLOBAL EQUITY TRUST	0	12.902	12.902
***D	STATE PUBLIC SECTOR SUPERANNUATION SCHEME	0	68.798	68.798
***D	STATE PUBLIC SECTOR SUPERANNUATION SCHEME	0	619.253	619.253



## Assemblea Ordinaria del 04 maggio 2017

## LISTA ESITO DELLE VOTAZIONE

Oggetto: Determinazione numero componenti Cda

## FAVOREVOLI

Badge	Ragione Sociale	Proprio	Delega	Totale
**D	STATE PUBLIC SECTOR SUPERANNUATION SCHEME	0	34.514	34.514
**D	STATE PUBLIC SECTOR SUPERANNUATION SCHEME	0	232.534	232.534
**D	PANAGORA DYNAMIC GLOBAL EQUITY FUND	0	302.584	302.584
**D	UBS IQ MSCI WORLD EX AUSTRALIA ETHICAL ETF	0	6.363	6.363
**D	UBS IQ MSCI EUROPE ETHICAL ETF	0	5.152	5.152
**D	VFMC INTERNATIONAL EQUITY TRUST 1	0	100.843	100.843
**D	VFMC INTERNATIONAL EQUITY TRUST 2	0	184.189	184.189
**D	WORKERS COMPENSATION DUST DISEASES AUTHORITY	0	29.143	29.143
**D	CANADA PENSION PLAN INVESTMENT BOARD	0	89.623	89.623
**D	CANADA PENSION PLAN INVESTMENT BOARD	0	10	10
**D	THE TRUSTEES OF BP PENSION FUND	0	3.268.071	3.268.071
**D	INTERNATIONAL LP I	0	7.320	7.320
**D	CPPIB MAP CAYMAN SPC ACTING ON BEHALF OF AND FOR THE AMOUNT OF SEGREGATED PORTFOLIO DMAPLES CORPORATE SERVICES LTD	0	0	75.492
**D	LANSOWNE DEVELOPED MARKETS MASTER FUND LIMITED	0	60.610	60.610
**D	THE AVI CHAI FOUNDATION	0	8.500	8.500
**D	AECOM DC RETIREMENT PLANS SMA MASTER TRUST	0	59.617	59.617
**D	ANNE RAY FOUNDATION	0	193.803	193.803
**D	BAE SYSTEMS PENSION FUNDS COMMON INVESTMENT FUND	0	1.478.737	1.478.737
**D	CONTINENTAL AIRLINES, INC. PENSION MASTER TRUST	0	170.822	170.822
**D	COMBUSTION ENGINEERING 524(G) ASBESTOS PI TRUST	0	23.232	23.232
**D	CHURCH OF ENGLAND INVESTMENT FUND FOR PENSIONS	0	159.435	159.435
**D	THE NORTHERN TRUST COMPANY SUB-ADVISED COLLECTIVE FUNDS TRUST	0	4.719.683	4.719.683
**D	NORTHERN FUNDS INTERNATIONAL GROWTH EQUITY FUND	0	125.890	125.890
**D	ACORN 1998 TRUST	0	7.401	7.401
**D	FRANCISCAN ALLIANCE, INC.	0	436.398	436.398
**D	FORD MOTOR COMPANY DEFINED BENEFIT MASTER TRUST	0	323.548	323.548
**D	JTW TRUST NO. 3 UAD 9/19/02	0	40.707	40.707
**D	JTW TRUST NO. 1 UAD 9/19/02	0	23.997	23.997
**D	JTW TRUST NO. 4 UAD 9/19/02	0	52.574	52.574
**D	JTW TRUST NO. 2 UAD 9/19/02	0	28.836	28.836
**D	JOHCM INTERNATIONAL OPPORTUNITIES FUND	0	17.759	17.759
**D	MARGARET A. CARGILL FOUNDATION	0	145.685	145.685
**D	THE MAZENER FUND	0	494.846	494.846
**D	MICHIGAN CATHOLIC CONFERENCE MASTER PENSION TRUST	0	32.492	32.492
**D	ASCENSION HEALTHCARE MASTER PENSION TRUST	0	1.099.088	1.099.088
**D	NGEE ANN POLYTECHNIC	0	2.348	2.348
**D	THE TRUSTEES OF PARLIAMENTARY CONTRIBUTORY PENSION FUND	0	87.000	87.000
**D	NTCC COLLECTIVE FUNDS FOR EMPLOYEE BENEFIT TRUSTS	0	554.977	554.977
**D	SAMFORD UNIVERSITY PENSION PLAN TRUST	0	6.100	6.100
**D	SARASIN EQUIASAR IIID FUND, A SUB FUND OF SARASIN FUNDS ICVC	0	140.000	140.000
**D	HRW TESTAMENTARY TRUST NO 3	0	19.837	19.837
**D	HRW TESTAMENTARY TRUST NO 1	0	74.837	74.837

Azionisti:  
Azionisti in proprio:

Teste:

5 Azionisti in delega.

13  
2712

Pagina 53

LISTA ESITO DELLE VOTAZIONE

Oggetto: Determinazione numero componenti Cda

FAVOREVOLI

Badge	Ragione Sociale	Proprio	Delega	Totale
**D	HRW TRUST NO 2 UAD 01/17/03	0	46.269	46.269
**D	HRW TESTAMENTARY TRUST NO. 10	0	57.366	57.366
**D	HRW TRUST NO 1 UAD 01/17/03	0	42.407	42.407
**D	WRIGLEY RETIREMENT PLAN	0	65.488	65.488
**D	WHEELS COMMON INVESTMENT FUND	0	208.097	208.097
**D	WHEELS COMMON INVESTMENT FUND	0	199.744	199.744
**D	HRW TESTAMENTARY TRUST NO. 11	0	53.127	53.127
**D	HRW TESTAMENTARY TRUST NO 6	0	38.729	38.729
**D	HRW TESTAMENTARY TRUST NO 4	0	32.492	32.492
**D	HRW TESTAMENTARY TRUST NO. 9	0	46.017	46.017
**D	HRW TESTAMENTARY TRUST NO. 8	0	46.256	46.256
**D	HRW TESTAMENTARY TRUST NO 2	0	32.139	32.139
**D	HRW TESTAMENTARY TRUST NO. 7	0	54.593	54.593
**D	HRW TRUST NO 4 UAD 01/17/03	0	33.778	33.778
**D	HRW TESTAMENTARY TRUST NO 5	0	32.649	32.649
**D	HRW TESTAMENTARY TRUST NO. 12	0	65.493	65.493
**D	HRW TRUST NO 3 UAD 01/17/03	0	39.490	39.490
**D	TOWERS WATSON PENSION SCHEME	0	40.000	40.000
**D	GUIDESTONE FUNDS INTERNATIONAL EQUITY FUND	0	1.577.192	1.577.192
**D	GUIDESTONE FUNDS INTERNATIONAL EQUITY FUND	0	952.400	952.400
**D	GUIDESTONE FUNDS INTERNATIONAL EQUITY FUND	0	160.157	160.157
**D	BANK OF BOTSWANA	0	62.320	62.320
**D	BANK OF BOTSWANA	0	151.255	151.255
**D	CHEVRON MASTER PENSION TRUST	0	397.700	397.700
**D	CHEVRON MASTER PENSION TRUST	0	317.029	317.029
**D	CHEVRON MASTER PENSION TRUST	0	56.558	56.558
**D	CHEVRON UK PENSION PLAN	0	96.724	96.724
**D	CHEVRON UK PENSION PLAN	0	199.400	199.400
**D	CHEVRON UK PENSION PLAN	0	52.037	52.037
**D	DOW RETIREMENT GROUP TRUST	0	21.246	21.246
**D	DONNELLEY FINANCIAL PENSION TRUST	0	183.706	183.706
**D	A.I.DUPONT TESTAMENTARY TRUST	0	228.572	228.572
**D	GENERAL PENSION AND SOCIAL SECURITY AUTHORITY	0	652.750	652.750
**D	HSBC - NORTH AMERICA (U.S.) PENSION TRUST	0	228.738	228.738
**D	INVESTMENT MASTER TRUST OF EXELIS INC.	0	1.023.540	1.023.540
**D	KENT COUNTY COUNCIL SUPERANNUATION FUND	0	2.650.700	2.650.700
**D	LSV INTERNATIONAL VALUE EQUITY TRUST	0	351.900	351.900
**D	MAPSH AND MCLENNAN MASTER RETIREMENT TRUST	0	416.003	416.003
**D	MAPSH AND MCLENNAN MASTER RETIREMENT TRUST	0	85.140	85.140
**D	MAPSH AND MCLENNAN MASTER RETIREMENT TRUST	0	184.925	184.925
**D	NISSAN NORTH AMERICA, INC. EMPLOYEE RETIREMENT PL MSTR TRUST	0	618.375	618.375
**D	PZENA VALUE GROUP TRUST	0	137.471	137.471
**D	PZENA VALUE GROUP TRUST	0	403.200	403.200
**D	SCHLUMBERGER LIMITED MASTER PENSION TRUST	0		
**D	SCHLUMBERGER LIMITED MASTER PENSION TRUST	0		
**D	STANISLAUS COUNTY EMPLOYEES' RETIREMENT ASSOCIATION	0		

Azionisti: 13  
 Azionisti in proprio: 2712  
 Azionisti in delega: 5

693

LISTA ESITO DELLE VOTAZIONE  
 Oggetto: Determinazione numero componenti CdA

FAVOREVOLI

Badge	Ragione Sociale	Proprio	Delega	Totale
**D	STATES OF GUERNEY SUPERANNUATION FUND	0	41.133	41.133
**D	SPRINT MASTER TRUST	0	131.800	131.800
**D	MS TR AGREE UN VAR EMPL BEN PL UNIL US INC & ITS SUB & AFF	0	64.502	64.502
**D	WILSHIRE INTERNATIONAL EQUITY FUND	0	8.923	8.923
**D	BEAT DRUGS FUND ASSOCIATION	0	12.198	12.198
**D	HOSPITAL AUTHORITY PROVIDENT FUND SCHEME	0	1.196.526	1.196.526
**D	HONG KONG SAR GOVERNMENT EXCHANGE FUND	0	7.510.187	7.510.187
**D	ASCENSION ALPHA FUND, LLC	0	1.914.175	1.914.175
**D	BUNTING INTERNATIONAL DEVELOPED EQUITY TE LLC	0	14.884	14.884
**D	CARROLL AVENUE PARTNERS LLC	0	5.208	5.208
**D	CARNELIAN INVESTMENT MANAGEMENT LLC	0	187.992	187.992
**D	CHES INTERNATIONAL PROPERTIES, LTD.	0	8.331	8.331
**D	STATES OF JERSEY COMMON INVESTMENT FUND	0	50.623	50.623
**D	DOUBLE DIGIT CAGR LLC	0	112.287	112.287
**D	DELFINCO, LP	0	47.720	47.720
**D	DYNASTY INVEST, LTD	0	13.434	13.434
**D	DFI LP EQUITY (PASSIVE)	0	11.494	11.494
**D	SHY, LLC	0	41.283	41.283
**D	EVA VALLEY MAI LLC	0	78.377	78.377
**D	PYRAMIS GLOBAL EX U.S.INDEX FUND LP	0	827.012	827.012
**D	FUNDO DE PENSEOES	0	77.155	77.155
**D	FUNDO DE PENSEOES	0	258.556	258.556
**D	FS OVERLAY C - PARAMETRIC	0	11.391	11.391
**D	FOURTH AVENUE INVESTMENT COMPANY.	0	44.768	44.768
**D	FIDDLER PARTNERS LLC	0	6.907	6.907
**D	THE BUNTING FAM INT DEVELOPED EQUITY LIMITED LIABILITY CO	0	7.322	7.322
**D	GOG PARTNERS INTERNATIONAL EQUITY FUND-GOG PARTNERS SERIES LLC	0	801.420	801.420
**D	HASLAM FAMILY INVESTMENT PARTNERSHIP	0	2.276	2.276
**D	INTERVENTURE EQUITY INVESTMENTS LIMITED	0	118.551	118.551
**D	INTERVENTURE EQUITY INVESTMENTS LIMITED	0	323.000	323.000
**D	INTERNATIONAL EQUITY FUND	0	107.178	107.178
**D	THE JBUT MASTER INVESTMENT PARTNERSHIP LLP	0	12.340	12.340
**D	NTGI-OM COMMON DAILY EAFE INDEX FUND - NON LENDING	0	799.367	799.367
**D	LAKE AVENUE INVESTMENTS, LLC	0	156.281	156.281
**D	LEGAL & GENERAL MSCI EAFE FUND, LLC	0	321.491	321.491
**D	LEHMAN-STAMM FAMILY PARTNERS LLC	0	3.944	3.944
**D	LUNA GROUP HOLDINGS, LLC	0	99.478	99.478
**D	LTW INVESTMENTS LLC	0	93.954	93.954
**D	LUNA LLC	0	3.297	3.297
**D	LOY PARTNERSHIP, LLC	0	47.438	47.438
**D	MF INTERNATIONAL FUND LLC	0	15.300	15.300
**D	MONDRIAN INTERNATIONAL EQUITY ESG FUND L.P.	0	453.232	453.232
**D	MOUSSERENA, LP	0	888.424	888.424

494

Assemblea Ordinaria del 04 maggio 2017

## LISTA ESITO DELLE VOTAZIONI

Oggetto: Determinazione numero componenti Cda

## FAVOREVOLI

Badge	Ragione Sociale	Proprio	Delega	Totale
**D	82A HOLDINGS, LLC	0	127.172	127.172
**D	OHANA HOLDINGS LLC	0	241.300	241.300
**D	OMEGA FFIP LIMITED PARTNERSHIP	0	33.136	33.136
**D	CINDY SPRINGS, LLC	0	182.933	182.933
**D	NTGI-QM COMMON DAILY ALL COUNWD EX-US INV MKT INDEX F NONLEND	0	200.699	200.699
**D	RDM LIQUID LLC	0	146.024	146.024
**D	RED LIFE REINSURANCE SERVICES LIMITED AGREEMENT	0	865.000	865.000
**D	RAMI PARTNERS, LLC	0	132.736	132.736
**D	SENTINEL INTERNATIONAL FUND	0	13.528	13.528
**D	SENTINEL INTERNATIONAL TRUST	0	93.919	93.919
**D	SIM GLOBAL BALANCED TRUST.	0	4.839	4.839
**D	SILVER GROWTH FUND, LP	0	11.626	11.626
**D	GLOBAL BOND FUND	0	168.321	168.321
**D	FCM INTERNATIONAL LLC	0	11.440	11.440
**D	LSAAV, LLC	0	30.800	30.800
**D	K INVESTMENTS SH LIMITED	0	1.149.920	1.149.920
**D	LEGAL & GENERAL MSCI EAFE SL FUND, LLC	0	270.152	270.152
**D	LSV INTERNATIONAL VALUE EQUITY LP	0	21.400	21.400
**D	LSV INTERNATIONAL (AC) VALUE EQUITY FUND, LP	0	1.611.600	1.611.600
**D	NTGI-QM COMMON DAILY EAFE INDEX FUND - LENDING	0	577.892	577.892
**D	PZENA VALUE TRUST	0	181.495	181.495
**D	VALUEQUEST PARTNERS LLC	0	28.229	28.229
**D	PZENA INTERNATIONAL VALUE SERVICE	0	19.684	19.684
**D	NTGI - QM COMM DAILY ALL COUNTRY WD EX-US EQ INDEX F - LEND	0	334.234	334.234
**D	NYCC COLLECTIVE FUNDS FOR GRANTOR TRUSTS	0	73.267	73.267
**D	SANFORD C. BERNSTEIN & CO DBT INTERNATIONAL VALUE SERIES	0	155.090	155.090
**D	THE BERNSTEIN INT VALUE (UNHEDGED CAP-WEIGHTED) SER	0	93.190	93.190
**D	FOOD & AGRICULTURE ORGANISATION OF THE UNITED NATIONS.	0	255.301	255.301
**D	INTER AMERICAN DEVELOPMENT BANK STAFF RETIREMENT FUND	0	420.202	420.202
**D	SANABIL INTERNATIONAL INVESTMENTS COMPANY	0	237.900	237.900
**D	UNITED NATIONS JOINT STAFF PENSION FUND	0	9.974.337	9.974.337
**D	UNITED NATIONS, ON BEHALF OF UNITED NATIONS UNIVERSITY END F	0	52.300	52.300
**D	INTERNATIONAL MONETARY FUND STAFF RETIREMENT PLAN	0	56.500	56.500
**D	INTERNATIONAL MONETARY FUND STAFF RETIREMENT PLAN	0	39.738	39.738
**D	UNIT NAT RELIEF AND WORKS AG FOR PALEST REF IN THE NEAR EAST	0	249.909	249.909
**D	MONDRIAN INTERNATIONAL EQUITY FUND L.P.	0	19.301.659	19.301.659
**D	MONDRIAN ALL COUNTRIES WORLD EX-US EQUITY FUND LP	0	5.405.610	5.405.610
**D	NATIONAL COUNCIL FOR SOCIAL SECURITY FUND, P.R.C	0	198.758	198.758
**D	MARITIME AND PORT AUTHORITY OF SINGAPORE	0	366.199	366.199
**D	URBAN REDEVELOPMENT AUTHORITY	0	54.289	54.289
**D	NATIONAL COUNCIL FOR SOCIAL SECURITY FUND, P.R.C	0	2.023.444	2.023.444
**D	FIDELITY SALEM STREET TRUST: FIDELITY FLEX INTERN INDEX FUND	0	565	565
**D	FIDELITY SALEM STREET TRUST FIDELITY SERIES GLOBAL EX U.S. INDEX FUND	0	1.654.588	1.654.588

Azionisti:  
Azionisti in proprio:2717 Teste:  
5 Azionisti in delega.13  
2712

Pagina 56

LISTA ESITO DELLE VOTAZIONE  
 Oggetto: Determinazione numero componenti Cda

FAVOREVOLI

Badge	Ragione Sociale	Proprio	Delega	Totale
**D	HAGFORS LIMITED	0	95.178	95.178
**D	MICROSOFT GLOBAL FINANCE	0	27.074	27.074
**D	BLUE SKY GROUP	0	2.652.126	2.652.126
**D	BLUE SKY GROUP	0	33.847	33.847
**D	NEW ZEALAND SUPERANNUATION FUND	0	2.144.164	2.144.164
**D	COMMONWEALTH SUPERANN CORP ATF ARIA INVESTMENTS TR	0	668.184	668.184
**D	QIC INTERNATIONAL EQUITIES FUND	0	57.359	57.359
**D	QUEENSLAND INVESTMENT TRUST NO 2	0	256.014	256.014
**D	GOVERNMENT EMPLOYEES SUPERANNUATION BOARD	0	636.259	636.259
**D	GOVERNMENT EMPLOYEES SUPERANNUATION BOARD	0	139.525	139.525
**D	MERCER PASSIVE INTERNATIONAL SHARES FUND	0	164.704	164.704
**D	MERCER OSS TRUST	0	1.162.034	1.162.034
**D	CATERPILLAR INVESTMENT TRUST	0	518.461	518.461
**D	CATERPILLAR INC MASTER RETIREMENT TRUST	0	1.766.944	1.766.944
**D	CATERPILLAR INC. GROUP INSURANCE PLAN TRUST	0	123.685	123.685
**D	CHILDREN'S HEALTHCARE OF ATLANTA, INC.	0	591.178	591.178
**D	COVENANT HEALTH	0	62.500	62.500
**D	CSAA INSURANCE EXCHANGE	0	342.414	342.414
**D	THE CULLEN TRUST FOR HEALTH CARE	0	47.952	47.952
**D	CLEARWATER INTERNATIONAL FUND	0	99.381	99.381
**D	CULTURAL INSTITUTIONS PENSION PLAN TRUST	0	142.638	142.638
**D	DOMINION RESOURCES INC. MASTER TRUST	0	212.340	212.340
**D	EMERSON ELECTRIC CO. RETIREMENT MASTER TRUST	0	179.000	179.000
**D	FLORIDA COLLEGE SAVINGS PROGRAM	0	80.745	80.745
**D	HUBBELL INCORPORATED MASTER PENSION TRUST	0	11.312	11.312
**D	STATE OF IDAHO ENDOWMENT FUND INVESTMENT BOARD	0	533.490	533.490
**D	STATE OF IDAHO ENDOWMENT FUND INVESTMENT BOARD	0	22.352	22.352
**D	THE LEVERHULME TRUST	0	233.893	233.893
**D	MONDRIAN GROUP TRUST	0	2.061.843	2.061.843
**D	MSA PENSION PLAN	0	108.220	108.220
**D	MICHIGAN CATHOLIC CONFERENCE	0	11.995	11.995
**D	NORTHERN FUNDS - INTERNATIONAL EQUITY INDEX FUND	0	2.637.338	2.637.338
**D	UNION OF THE SIS OF THE BLESSED VIRGIN MARY-GEN	0	162.592	162.592
**D	OLIN PENSION PLANS MASTER RETIREMENT TRUST	0	159.914	159.914
**D	OREGON STATE UNIVERSITY FOUNDATION MASTER CUSTODY AGREEMENT	0	71.400	71.400
**D	PEPSICO, INC. MASTER TRUST	0	83.920	83.920
**D	MASTER TR AGREE BETWEEN PFIZER INC AND THE NORTHERN TR CO	0	2.462.389	2.462.389
**D	MASTER TR AGREE BETWEEN PFIZER INC AND THE NORTHERN TR CO	0	255.134	255.134
**D	PRESBYTERIAN CHURCH (USA) FOUNDATION	0	17.319	17.319
**D	NORTHERN TRUST GLOBAL INVESTMENTS COLLECTIVE FUNDS TRUST	0	15.474.160	15.474.160
**D	ST. JOSEPH HEALTH SYSTEM	0	25.695	25.695
**D	VOL EMPL BEN ASS OF THE NON-REPR EMPL OF SOUT CAL EDISON CO	0	24.960	24.960
**D	1999 VOL EMPL BEN ASS NON-REPR EMPL OF SOUT CAL EDISON CO	0	17.028	17.028

496

Assemblea Ordinaria del 04 maggio 2017

## LISTA ESITO DELLE VOTAZIONI

Oggetto: Determinazione numero componenti CdA

## FAVOREVOLI

Badge	Ragione Sociale	Proprio	Delega	Totale
**D	SAMFORD UNIVERSITY	0	5.532	5.532
**D	THE TRUSTEES OF THE HENRY SMITH CHARITY	0	254.591	254.591
**D	TRINITY COLLEGE CAMBRIDGE	0	56.565	56.565
**D	TYCO ELECTRONICS DEFINED BENEFIT PLANS MASTER TRUST	0	127.100	127.100
**D	GARRISON PROPERTY AND CASUALTY INSURANCE COMPANY	0	294.700	294.700
**D	HONEYWELL INTERNATIONAL INC MASTER RETIREMENT TRUST	0	1.402.045	1.402.045
**D	USAA MASTER TRUST (PENSION AND RSP)	0	16.854	16.854
**D	BANNER HEALTH	0	197.800	197.800
**D	CITY OF FRESNO RETIREMENT SYSTEMS	0	246.430	246.430
**D	CAMPBELL PENSION PLANS MASTER RETIREMENT TRUST	0	16.392	16.392
**D	THE COCA-COLA COMPANY MASTER RETIREMENT TRUST	0	735.000	735.000
**D	PUBLIC EMPLOYEES RETIREMENT ASSOCIATION OF COLORADO	0	6.883.832	6.883.832
**D	DUKE ENERGY CORPORATION MASTER RETIREMENT TRUST	0	613.200	613.200
**D	FRESNO COUNTY EMPLOYEES' RETIREMENT ASSOCIATION	0	281.749	281.749
**D	FLORIDA PREPAID COLLEGE PROGRAM	0	581.173	581.173
**D	STICHTING INSTITUUT GAK	0	67.198	67.198
**D	ILLINOIS MUNICIPAL RETIREMENT FUND	0	2.723.859	2.723.859
**D	CIVIL EMPL RET SYS OF THE POLICE DEP OF KANSAS CITY, MISSOURI	0	15.400	15.400
**D	POLICE RETIREMENT SYSTEM OF KANSAS CITY, MISSOURI	0	70.800	70.800
**D	LOS ANGELES CITY EMPLOYEES RETIREMENT SYSTEM	0	2.485.801	2.485.801
**D	CITY OF LOS ANGELES FIRE AND POLICE PENSION PLAN	0	519.694	519.694
**D	LOCKHEED MARTIN CORPORATION MASTER RETIREMENT TRUST	0	454.614	454.614
**D	LOCKHEED MARTIN CORPORATION MASTER RETIREMENT TRUST	0	237.083	237.083
**D	MISSOURI LOCAL GOVERNMENT EMPLOYEES RETIREMENT SYSTEM	0	251.100	251.100
**D	NORTH DAKOTA STATE INVESTMENT BOARD	0	1.342.000	1.342.000
**D	OKLAHOMA PUBLIC EMPLOYEES RETIREMENT SYSTEM	0	2.048.826	2.048.826
**D	SAN FRANCISCO CITY & COUNTY EMPLOYEES' RETIREMENT SYSTEM	0	80.000	80.000
**D	SAN FRANCISCO CITY & COUNTY EMPLOYEES' RETIREMENT SYSTEM	0	1.492.500	1.492.500
**D	SAN MATEO COUNTY EMPLOYEES' RETIREMENT ASSOCIATION	0	834.955	834.955
**D	FIRE AND POLICE PENSION FUND SAN ANTONIO	0	305.600	305.600
**D	SHRINERS HOSPITALS FOR CHILDREN	0	185.000	185.000
**D	CITY OF TALLAHASSEE	0	100.270	100.270
**D	TEACHERS'S RETIREMENT SYSTEM OF OKLAHOMA	0	1.055.906	1.055.906
**D	UNION PACIFIC CORPORATION MASTER RETIREMENT TRUST	0	439.400	439.400
**D	UTAH STATE RETIREMENT SYSTEMS	0	1.200.846	1.200.846
**D	USAA CASUALTY INSURANCE COMPANY	0	2.184.700	2.184.700
**D	USAA GENERAL INDEMNITY COMPANY	0	585.100	585.100
**D	CATASTROPHE REINSURANCE COMPANY	0	586.800	586.800
**D	VAN ANDEL INSTITUTE	0	159.864	159.864
**D	WYOMING RETIREMENT SYSTEM	0	191.723	191.723
**D	FORD MOTOR COMPANY OF CANADA, LIMITED PENSION TRUST	0	74.384	74.384
**D	HSBC EUROPEAN FUND	0	143.345	143.345
**D	HSBC INTERNATIONAL EQUITY POOLED FUND	0	502.741	502.741

Azionisti:  
Azionisti in proprio:

7777 Teste:

5 Azionisti in delega:

13

2712

Pagina 58

LISTA ESITO DELLE VOTAZIONE

Oggetto: Determinazione numero componenti Cda

FAVOREVOLI

Badge	Ragione Sociale	Proprio	Delega	Totale
**D	HALIFAX REGIONAL MUNICIPALITY MASTER TRUST	0	114.435	114.435
**D	NAV CANADA PENSION PLAN	0	35.474	35.474
**D	OPSEU PENSION PLAN TRUST FUND	0	25.800	25.800
**D	FUTURE FUND BOARD OF GUARDIANS FOR AND ON BEHALF OF FUTURE F	0	2.116.459	2.116.459
**D	IBM DIVERSIFIED GLOBAL EQUITY FUND	0	672.628	672.628
**D	GARD COMMON CONTRACTUAL FUND	0	73.461	73.461
**D	SARASIN EQUISAR GLB THEMATIC F, A SUB F OF SARASIN F ICVC	0	1.026.223	1.026.223
**D	NEW IRELAND ASSURANCE COMPANY PLC	0	5.812.893	5.812.893
**D	NEW IRELAND ASSURANCE COMPANY PLC	0	86.520	86.520
**D	NATIONAL WESTMINSTER BANK PLC AS TRUSTEE OF KES STRAT INV F	0	44.256	44.256
**D	SARASIN GLOBAL HIGHER DIV FUND	0	2.703.513	2.703.513
**D	SARASIN EQ GLB THEM F (GBP HEDGED), A SUB FUND OF SARASIN F	0	306.572	306.572
**D	SARASIN GLB HIGHER DIVIDEND (GBP HEDGED)	0	995.046	995.046
**D	IAGAM GLOBAL EQUITY TRUST	0	645.858	645.858
**D	THE TRUSTEES OF THE BT PENSION SCHEME	0	534.755	534.755
**D	THE TRUSTEES OF CABLE & WIRELESS SUPERANNUATION FUND	0	321.225	321.225
**D	STICHTING HEINEKEN PENSIOENFONDS	0	1.061.968	1.061.968
**D	THE TRUSTEES OF IBM PENSION PLAN	0	235.823	235.823
**D	STICHTING PENSIOENFONDS IBM NEDERLAND	0	68.843	68.843
**D	STICHTING PENSIOENFONDS SAGITTARIUS	0	258.770	258.770
**D	STICHTING PENSIOENFONDS AFF	0	755.338	755.338
**D	THE TRUSTEES OF JAGUAR PENSION PLAN	0	188.800	188.800
**D	THE TRUSTEES OF IAND ROVER PENSION SCHEME	0	138.087	138.087
**D	THE TRUSTEES OF MICHELIN PENSION & LIFE ASSURANCE PLAN	0	173.100	173.100
**D	STAFFORDSHIRE COUNTY COUNCIL PENSION FUND	0	77.544	77.544
**D	STICHTING PENSIOENFONDS VAN DE METALEKTRO (PME)	0	304.586	304.586
**D	TYNE AND WEAR PENSION FUND	0	3.404.319	3.404.319
**D	MERSEYSIDE PENSION FUND	0	766.983	766.983
**D	HP INVEST COMMON CONTRACTUAL FUND	0	300.000	300.000
**D	HP INVEST COMMON CONTRACTUAL FUND	0	26.874	26.874
**D	NORTHERN TRUST UCITS COMMON CONTRACTUAL FUND	0	161.857	161.857
**D	COLONIAL FIRST STATE WHOLESALE INDEXED GLOBAL SHARE FUND	0	2.874.741	2.874.741
**D	COMMONWEALTH GLOBAL SHARE FUND 29	0	390.268	390.268
**D	WHITBREAD GROUP PENSION FUND	0	9.450	9.450
**D	UNITED SERVICES AUTOMOBILE ASSOCIATION	0	176.904	176.904
**D	HSCB UCITS COMMON CONTRACTUAL FUND	0	747.100	747.100
**D	KLEINWORT BENSON INVESTORS MASTER INVESTMENT FUND	0	35.660	35.660
**D	PREMIER ENERGY AND WATER TRUST PLC	0	12.120	12.120
**D	MUNICIPAL EMPLOYEES' ANNUITY AND BENEFIT FUND OF CHICAGO	0	140.000	140.000
**D	MUNICIPAL EMPLOYEES' ANNUITY AND BENEFIT FUND OF CHICAGO	0	167.000	167.000
**D	FP VERBATIM PORTFOLIO 5 INCOME FUND	0	82.750	82.750
**D	LEGAL & GENERAL GLOBAL EQUITY INDEX FUND	0	60.000	60.000
**D		0	22.180	22.180

2717 Teste:

498

LISTA ESITO DELLE VOTAZIONE  
 Oggetto: Determinazione numero componenti Cda

FAVOREVOLI

Badge	Ragione Sociale	Proprio	Delega	Totale
**D	NAT WEST BK AS TRUSTEE OF LEGAL & GENERAL EUROPEAN INDEX TR	0	4.288.864	4.288.864
**D	NAT WEST BK PLC AS TRUSTEE OF THE LEGAL & GENERAL INT IND TR	0	391.410	391.410
**D	PREMIER GLOBAL UTILITIES INCOME FUND	0	98.000	98.000
**D	PREMIER OPTIMUM INCOME FUND A SUB-FUND OF PREMIER FUNDS	0	509.253	509.253
**D	LEGAL & GENERAL ICAV	0	58.153	58.153
**D	SARASIN IE EQUISAR - GLOBAL THEMATIC (USD)	0	371.596	371.596
**D	SARASIN IE EQUISAR - GLOBAL THEMATIC FUND (GBP)	0	639.085	639.085
**D	SSGA GROSS ROLL UP UNIT TRUST	0	268.853	268.853
**D	KLEINWORT BENSON INVESTORS INSTITUTIONAL FUND PLC	0	193.248	193.248
**D	NORTHERN TRUST INVESTMENT FUNDS PUBLIC LIMITED COMPANY	0	670.426	670.426
**D	TT INTERNATIONAL FUNDS PLC	0	358.325	358.325
**D	LEGAL AND GENERAL AUTHORISED CONTRACTUAL SCHEME	0	42.691	42.691
**D	LEGAL & GENERAL AUTHORISED CONTRACTUAL SCHEME	0	107.221	107.221
**D	STATE TEACHERS RETIREMENT SYSTEM OF OHIO	0	4.287.156	4.287.156
**D	ILLINOIS STATE BOARD OF INVESTMENT	0	830.969	830.969
**D	BANCO NACIONAL DE PANAMA, ACTING AS TRUSTEE OF THE FIDEICOMISO DE FONDO DE AHORRO DE PANAMA	0	45.792	45.792
**D	STICHTING BEDRIJFST VOOR HET SCHOONMAK EN GLAZ	0	226.188	226.188
**D	KOMUNAL LANDSPENSJONSKASSE GJENSIDIG FORSIKRINGSSELSKAP	0	546.748	546.748
**D	ABU DHABI RETIREMENT PENSIONS AND BENEFITS FUND	0	678.522	678.522
**D	STICHTING BEDRIJFSTAKPENSIOENFONDS ZORGVZERKERRAARS	0	256.300	256.300
**D	STICHTING DOUWE EGBERTS PENSIOENFONDS	0	282.250	282.250
**D	STICHTING BEDRIJFST VOOR HET BEROEPSVERVOER OVER DE WEG	0	2.932.495	2.932.495
**D	STICHTING DELA DEPOSITARY AND MANAGEMENT	0	1.227.843	1.227.843
**D	STICHTING PENSIOENFONDS ING	0	460.406	460.406
**D	VERDIPAPIRFONDET KLP AKSJEGLOBAL INDEX 1	0	946.958	946.958
**D	VERDIPAPIRFONDET KLP AKSJEUROPA INDEKS 1	0	463.378	463.378
**D	VERDIPAPIRFONDET KLP AKSJEGLOBAL LAYBETA I	0	2.603.704	2.603.704
**D	NORTHERN TRUST UCITS FGR FUND	0	1.583.349	1.583.349
**D	UNIVEST	0	1.623.819	1.623.819
**D	NORTH TR LUX CO I ITS CAP MNGM OF SCHLUM STAFF RET F FCP-SIF	0	167.791	167.791
**D	IPM EQUITY UMBRELLA FUND	0	85.135	85.135
**D	ERSEL ASSET MANAGEMENT SGR S.P.A. - FONDERSEL PMI	0	300.000	300.000
**D	EURIZON CAPITAL SGR SPA - EURIZON RENDITA	0	72.997	72.997
**D	EURIZONCAPITAL SGR S.P.A. - EURIZON AZIONI AREA EURO	0	181.543	181.543
**D	EURIZON CAPITAL SGR SPA - EURIZON PROGETTO ITALIA 70	0	315.406	315.406
**D	EURIZONCAPITAL SGR S.P.A. - EURIZON AZIONI ITALIA	0	4.305.155	4.305.155
**D	EURIZON CAPITAL SGR SPA - EURIZON PROGETTO ITALIA 40	0	353.658	353.658
**D	EIS - MULTIASSET RISK OVERLAY	0	44.735	44.735
**D	EFF - ENHANCED CONSTANT RISK CONTRIBUTION	0	38.190	38.190
**D	EUF - EQUITY ITALY	0	992.004	992.004
**D	EFF - EURO Q-EQUITY	0	126.860	126.860
**D	EPF - Q-FLEXIBLE	0	566.071	566.071
**D	ROSSINI - AZIONARIO EURO	0	4.020	4.020

499



## LISTA ESITO DELLE VOTAZIONE

Oggetto: Determinazione numero componenti Cda

## FAVOREVOLI

Badge	Regione Sociale	Proprio	Delega	Totale
**D	ROSSINI - BILANCIATO	0	1.198	1.198
**D	EUF - EQUITY EUROPE LTE	0	691.200	691.200
**D	EUF - EQUITY EURO LTE	0	256.865	256.865
**D	EUF - EQUITY ITALY SMART VOLATILITY	0	526.571	526.571
**D	ISE - VALORE CEDOLA GLOBALE - 02/2015	0	251.776	251.776
**D	ISE - VALORE CEDOLA GLOBALE - 04/2015	0	107.388	107.388
**D	ISE - GLOBAL DYNAMIC MULTITRENDER - 06/2015	0	52.847	52.847
**D	ISE - VALORE CEDOLA GLOBALE - 07/2015	0	60.968	60.968
**D	ISE - VALORE CEDOLA GLOBALE - 09/2015	0	61.099	61.099
**D	ISE - GLOBAL INCOME MULTITRENDER - 09/2015	0	142.189	142.189
**D	ISE - DYNAMIC INCOME MULTITRENDER - 12/2015	0	244.958	244.958
**D	ISE - DYNAMIC INCOME MULTITRENDER - 01/2016	0	31.663	31.663
**D	ISE - MULTIASSET CEDOLA GLOBALE - 02/2016	0	263.643	263.643
**D	ISE - MULTIASSET ABSOLUTE 3 ANNI - 04/2016	0	81.909	81.909
**D	ISE - MULTIASSET ABSOLUTE 3 ANNI - 07/2016	0	70.151	70.151
**D	EPF - ABSOLUTE Q-MULTISTRATEGY	0	12.037	12.037
**D	AMUNDI SIF EUROPEAN EQUITY INDEX FUND	0	22.697	22.697
**D	FONDACO ROMA EURO BALANCED CORE	0	3.185	3.185
**D	OPVM SEYOND EQUITY FACTOR INVESTING EURO	0	141.309	141.309
**D	NATIXIS EURO VALUE EQUITY	0	239.557	239.557
**D	CNP ASSURANCES SA	0	8.104.840	8.104.840
**D	FCP EDMOND DE ROTHSCCHILD EURO SRI	0	224.000	224.000
**D	IBM FRANCE	0	139.157	139.157
**D	FCP HAMELIN DIVERSIFIE FLEX II	0	14.112	14.112
**D	AA FORTIS TACTIQUE	0	752.834	752.834
**D	A.A. - BNP PAM -ISR	0	1.067.170	1.067.170
**D	FCP CARPMKO EUROPE	0	330.774	330.774
**D	FCP AMUNDI PULSATIONS	0	1.164.592	1.164.592
**D	FCP RSI EURO P	0	1.704.926	1.704.926
**D	EPARGNE PRUDENCE THALES	0	111.355	111.355
**D	FCPE AMUNDI LABEL EQUILIBRE	0	78.140	78.140
**D	EVIAN A EQUILIBRE	0	20.408	20.408
**D	L.S. DYNAMIQUE	0	13.473	13.473
**D	N 1 RENDEMENT USINOR	0	28.119	28.119
**D	VOCATION MARCHE ARIANESPACE CONSEIL DE SURVEILLANCE DU FCP	0	9.645	9.645
**D	FCPE AMUNDI LABEL PRUDENCE	0	49.773	49.773
**D	FCPE AMUNDI LABEL DYNAMIQUE	0	71.002	71.002
**D	LV CHALLENGE	0	86.642	86.642
**D	FCP A.A. - GROUPAMA - ISR	0	680.000	680.000
**D	ADPACTIONS	0	13.162	13.162
**D	ADPARGNE	0	8.955	8.955
**D	FCP FDRN AMUNDI	0	210.831	210.831
**D	ARRCO LONG TERME D ACTIONS	0	710.541	710.541

Azionisti:  
Azionisti in proprio:2717  
5Teste:  
Azionisti in delega:13  
2712

Pagina 61

## LISTA ESITO DELLE VOTAZIONI

Oggetto: Determinazione numero componenti Cda

## FAVOREVOLI

Badge	Regione Sociale	Proprio	Delega	Totale
**D	FCP CRN SOGE ACTIONS	0	217.646	217.646
**D	CARP - INDO	0	576.857	576.857
**D	FCP TONI ACTIONS 100	0	462.045	462.045
**D	FCP VIVACCIO ACTIONS	0	1.957.301	1.957.301
**D	LBPAM ACTIONS INDICE	0	1.930.610	1.930.610
**D	LBPAM PROFIL 80 PEA	0	537.509	537.509
**D	LBPAM PROFIL 100	0	312.062	312.062
**D	ECEPARGNE ACTIONS ISR-ACTIONS INTER	0	100.000	100.000
**D	FCP ICARE	0	165.432	165.432
**D	LBPAM ACTIONS DIVIDENDES EUROPE	0	2.816.723	2.816.723
**D	FCPE TECHNIP DYNAMIQUE	0	42.645	42.645
**D	FCPE TECHNIP EQUILLIBRE	0	43.364	43.364
**D	AGIRA RETRAITE DIVERSIFIE	0	186.681	186.681
**D	LA BANQUE POSTALE ASSET MANAGEMENT	0	267.681	267.681
**D	FCP CAVEC GROUPAMA DIVERSIFIE	0	160.397	160.397
**D	FCP BERRI ACTIONS	0	79.964	79.964
**D	FCP PORT ROYAL EQUILLIBRE	0	125.905	125.905
**D	VILLIERS ALTO	0	223.084	223.084
**D	ARIA	0	7.766	7.766
**D	FCP AMUNDI HORIZON	0	1.736.743	1.736.743
**D	PREDICA ISR EUROPE	0	16.398	16.398
**D	LBP INDEX EURO PEA 90 SEPTEMBRE2021	0	39.046	39.046
**D	GRD20	0	942.077	942.077
**D	PREDIQUANT A2 - DIVIDENDES EURO	0	1.253.486	1.253.486
**D	PREDIQUANT A2 ACTIONS EUROPE	0	2.930.168	2.930.168
**D	GRD 18 ACTIONS	0	206.445	206.445
**D	FCP LBP EUROCAP PEA 90 NOVEMBRE2021	0	34.613	34.613
**D	GRD 12 ACTIONS	0	382.184	382.184
**D	GROUPAMA ASSET MANAGEMENT	0	642.603	642.603
**D	LBPAM STRATEGIE PEA 1	0	316.323	316.323
**D	FCP PORTFOLIO LCR ACTIONS	0	108.134	108.134
**D	FCP BOURBON 4	0	179.866	179.866
**D	UNIVERS CNP 1	0	441.860	441.860
**D	FC CARPMKO	0	301.369	301.369
**D	CNP ACP ACTIONS LT	0	61.233	61.233
**D	CONCORDE 96	0	174.576	174.576
**D	FCP NATIXIS IONIS	0	52.271	52.271
**D	FCP ECUREUIL PROFIL 90	0	2.349.595	2.349.595
**D	FCP CNP GGR	0	16.256	16.256
**D	FCP NATEXIS PERFORMANCE 9	0	149.951	149.951
**D	FCP ABP PERP	0	209.520	209.520
**D	FCP RSRC DIVERSIFIE	0	796.959	796.959
**D	CARBP DIVERSIFIE	0	388.853	388.853

Azionisti:  
Azionisti in proprio:2717 Teste:  
5 Azionisti in delega:

Pagina 62

13  
2712

501

LISTA ESITO DELLE VOTAZIONE  
 Oggetto: Determinazione numero componenti Cda

## FAVOREVOLI

Badge	Ragione Sociale	Proprio	Delega	Totale
**D	FCP RL PREVOYANCE	0	190.184	190.184
**D	FCPE NATIXIS ES ACTIONS EURO	0	438.455	438.455
**D	FCPE IBM FRANCE F	0	99.710	99.710
**D	DUGWAY ACTIONS EUROPE	0	133.532	133.532
**D	FCP ERISA DIVERSIFIE 2	0	495.000	495.000
**D	FCP FONDATION EUROPE	0	200.000	200.000
**D	SICAV EPARGNE ETHIQUE ACTIONS	0	184.000	184.000
**D	SICAV CHOIX SOLIDAIRE	0	122.089	122.089
**D	FCP ECOFI FLEXIBLE	0	33.822	33.822
**D	MEDI ACTIONS	0	1.500.000	1.500.000
**D	FCP MEDI ACTIONS EURO	0	180.000	180.000
**D	FCP AMUNDI ACTIONS EUROPE ISR	0	103.642	103.642
**D	FCP AMUNDI RENDEMENT PLUS	0	250.881	250.881
**D	SICAV AMUNDI ACTIONS EURO ISR	0	531.970	531.970
**D	HARMO PLACEMENT 2	0	274.939	274.939
**D	ASSURDIX	0	979.263	979.263
**D	FCPE AMUNDI RESA ACTIONS EURO	0	619.212	619.212
**D	ATOUT MODERATIONS	0	360.037	360.037
**D	FCP CPR CONSOMMATEUR ACTIONNAIRE	0	95.826	95.826
**D	FCPE AMUNDI RESA ESG ACTIONS EURO	0	558.581	558.581
**D	FCP CNP ASSUR EUROPE NEUFILIZE OBC	0	400.000	400.000
**D	CPR EURO HIGH DIVIDEND	0	368.042	368.042
**D	CPR GLOBAL EQUITY ALL REGIME	0	117.209	117.209
**D	FCPE AMUNDI PREM PATRIMOINE	0	132.376	132.376
**D	CPR EUROLAND	0	2.358.830	2.358.830
**D	AMUNDI ETF EURO STOXX 50 UCITS ETF DR	0	7.013.120	7.013.120
**D	FCP CPR ACTIVE EUROPE	0	225.970	225.970
**D	FCP AMUNDI ETF MSCI EUROPE EX EMU PEA UCITS ETF	0	2.952.746	2.952.746
**D	FCP CPR PROGRES DURABLE EUROPE	0	30.733	30.733
**D	PREDIQUANT EUROCREISSANCE A2	0	138.785	138.785
**D	FCP BET EUROPE DIVIDENDES	0	330.000	330.000
**D	AMUNDI PATRIMOINE	0	384.317	384.317
**D	SICAV EURO CAPITAL DURABLE	0	800.000	800.000
**D	FCP GROUPAMA EURO STOCK	0	229.700	229.700
**D	SICAV MONDE GAN	0	77.564	77.564
**D	FCP FEDERAL ACTIONS RENDEMENT	0	450.000	450.000
**D	FEDERAL CONVICTION ISR EURO	0	1.600.000	1.600.000
**D	FCP FEDERAL CROISSANCE	0	476.000	476.000
**D	FCP FEDERAL OPTIMAL	0	428.000	428.000
**D	ATOUT EUROPE HAUT RENDEMENT	0	53.091	53.091
**D	ATOUT EUROPE SMART BETA	0	118.398	118.398
**D	FDC A2 POCHE TITRES	0	233.931	233.931
**D	AMUNDI ACTIONS INTLES WORLD FL	0	11.921	11.921

Azionisti:  
 Azionisti in proprio: 5

2717  
 Azionisti in delega: 5

13  
 2712

Pagina 63

## LISTA ESITO DELLE VOTAZIONE

Oggetto: Determinazione numero componenti Cda

## FAVOREVOLI

Badge	Ragione Sociale	Proprio	Delega	Totale
**D	ATOUT EUROLAND HAUT RENDEMENT	0	788.238	788.238
**D	ATOUT EUROLAND MIN VAR	0	417.739	417.739
**D	LCL ACTIONS EURO HAUT RENDEMENT	0	468.692	468.692
**D	LCL ACTIONS EURO MIN VAR	0	244.099	244.099
**D	LCL ACTIONS EUROPE SMART BETA	0	39.469	39.469
**D	LCL ACTIONS EUROPE MAX DIV.	0	37.392	37.392
**D	FCP ENERGIES RENOUVELABLES	0	30.000	30.000
**D	PALATINE MEDITERRANEA SICAV	0	30.000	30.000
**D	AMUNDI ACTIONS INTERNATIONALES DYNAMIC RISK FACTOR	0	3.839	3.839
**D	CROISSANCE DIVERSIFIEE	0	18.192	18.192
**D	IXIS EURO ACTIONS	0	1.917.832	1.917.832
**D	FCP ECUREUIL PROFIL 75	0	994.504	994.504
**D	NATIXIS ACITONS EUROPE RENDEMENT	0	222.159	222.159
**D	CNP ASSUR VALEURS	0	60.780	60.780
**D	NATIXIS ACTIONS EUROPE SECTEURS	0	101.430	101.430
**D	FCP HSBC DYNAREXIBLE	0	183.304	183.304
**D	FCP HSBC ACTIONS EUROPE	0	1.862.901	1.862.901
**D	FCP HSBC ACTIONS MONDE	0	181.580	181.580
**D	HSBC ACTIONS DEVELOPEMENT DURAB	0	999.002	999.002
**D	ECOFI ACTIONS SCR	0	65.506	65.506
**D	AMUNDI FUNDS EQUITY EUROPE MINIMUM VARIANCE	0	1.400.871	1.400.871
**D	AMUNDI LUXEMBOURG SA	0	100.000	100.000
**D	AMUNDI FUNDS EQUITY EURO RISK PARITY	0	854.743	854.743
**D	STG PFDS CORP EXPRESS MANDAAT ALLIANCE CAPITA	0	51.257	51.257
**D	STICHTING BEDRIJFSPENSIOENFONDSVOOR DE LANDEBOUW MANDAAT BLACKROCK	0	2.956.244	2.956.244
**D	STG PFDS V.D. GRAFISCHE	0	2.823.252	2.823.252
**D	STG PFDS AHOLD	0	372.270	372.270
**D	ST. SPOORWEGPFDS MANDAAT BLACKROCK	0	111.993	111.993
**D	STICHTING PENSIOENFONDS OFENBAAR VERVOER	0	48.167	48.167
**D	BPL	0	2.687.222	2.687.222
**D	STG PFDS ACHMEA MANDAAT BLACKROCK	0	398.277	398.277
**D	STG BEDRIJFSTAKPFDS V H	0	96.272	96.272
**D	STG BPF VD DETALHANDEL MND BLACKROCK MSCI EMEA	0	1.334.049	1.334.049
**D	ST BEW S.A. BEL.POOLS GLOB.EQ. FACTOR FUND	0	271.950	271.950
**D	PETELAAR EFFECTENBEW. INZ. SNSRESP. IND. FND	0	1.310.859	1.310.859
**D	AMUNDI INDEX SOLUTIONS	0	1.422.281	1.422.281
**D	BRIDGEWATER PURE ALPHA TRADING COMPANY II, LTD	0	18.242.169	18.242.169
**D	RUSSELL OVERSEAS EQUITY FUND	0	267.700	267.700
**D	RUSSELL OVERSEAS EQUITY FUND	0	133.783	133.783
**D	RUSSELL OVERSEAS EQUITY FUND	0	214.659	214.659
**D	RUSSELL OVERSEAS EQUITY FUND	0	230.700	230.700
**D	RUSSELL OVERSEAS EQUITY FUND	0	44.274	44.274
**D	RUSSELL GLOBAL EQUITY FUND	0	318.400	318.400

LISTA ESITO DELLE VOTAZIONE

Oggetto: Determinazione numero componenti Cda

FAVOREVOLI

Badge	Regione Sociale	Proprio	Delega	Totale
**D	RUSSELL OVERSEAS EQUITY POOL	0	1.138.179	1.138.179
**D	RUSSELL GLOBAL EQUITY POOL	0	148.701	148.701
**D	AGF EUROPEAN EQUITY FUND	0	284.238	284.238
**D	HARMONY OVERSEAS EQUITY POOL	0	75.800	75.800
**D	AGF ALL WORLD TAX ADVANTAGE GROUP LIMITED	0	499.904	499.904
**D	EAFE EQUITY FUND	0	200.629	200.629
**D	BRUCE POWER PENSION PLAN	0	153.441	153.441
**D	THE CANADA LIFE ASSURANCE COMPANY	0	247.223	247.223
**D	COLLEGES OF APPLIED ARTS AND TECHNOLOGY PENSION P	0	859.300	859.300
**D	COLLEGES OF APPLIED ARTS AND TECHNOLOGY PENSION P	0	1.207.430	1.207.430
**D	THE CANADIAN MEDICAL PROTECTIVE ASSOCIATION	0	90.976	90.976
**D	ONTARIO POWER GENERATION INC	0	367.833	367.833
**D	BNY MELLON EMPLOYEE BENEFIT COLLECTIVE INVESTMENT FUND PLAN	0	6.084.308	6.084.308
**D	THE ROYAL INST FOR THE ADVANCEMENT OF LEARNING MCGILL UNIVERSITY	0	105.681	105.681
**D	BMO MONTHLY INCOME FUND	0	300.702	300.702
**D	BMO GLOBAL INFRASTRUCTURE FUND	0	130.169	130.169
**D	FRONTIERS INTERNATIONAL EQUITY POOL	0	67.635	67.635
**D	THE GREAT-WEST LIFE ASSURANCE COMPANY	0	201.256	201.256
**D	BOSTON COMPANY INC POOLED EMPLOYEE FUNDS INTL CORE EQUITY FD II	0	142.993	142.993
**D	COUNSEL DEFENSIVE GLOBAL EQUITY	0	8.237	8.237
**D	IMPERIAL TOBACCO PENSION INVESTMENT TRUST FUND	0	227.816	227.816
**D	IUOE LOCAL 793 MEMBERS PENSION BENEFIT TRUST OF ONTARIO	0	269.666	269.666
**D	BMO MSCI EAFE INDEX ETF	0	703.825	703.825
**D	LUCENT TECHNOLOGIES INC. DEFINED CONTRIBUTION PLAN MASTER TRUST	0	201.190	201.190
**D	LONDON LIFE INSURANCE COMPANY	0	2.356.082	2.356.082
**D	GLOBAL INFRASTRUCTURE EQUITY FUND LONDON CAPITAL	0	70.184	70.184
**D	U.S. AND INTERNATIONAL SPECIALTY CLASS	0	17.482	17.482
**D	MCGILL UNIVERSITY PENSION FUND	0	92.464	92.464
**D	ONTARIO PENSION BOARD	0	1.391.144	1.391.144
**D	RENAISSANCE GLOBAL EQUITY PRIVATE POOL	0	30.081	30.081
**D	RENAISSANCE REAL ASSETS PRIVATE POOL	0	336.300	336.300
**D	STATE OF WISCONSIN INVESTMENT BOARD	0	558.517	558.517
**D	STATE OF WISCONSIN INVESTMENT BOARD	0	4.158.226	4.158.226
**D	STATE OF WISCONSIN INVESTMENT BOARD	0	3.739.814	3.739.814
**D	STATE OF WISCONSIN INVESTMENT BOARD	0	767.092	767.092
**D	TD EMERALD INTERNATIONAL EQUITY INDEX FUND	0	1.789.840	1.789.840
**D	DUKE UNIVERSITY	0	251.036	251.036
**D	TD EUROPEAN INDEX FUND	0	53.547	53.547
**D	TD INTERNATIONAL EQUITY INDEX ETF	0	2.354	2.354
**D	PUBLIC SECTOR PENSION INVESTMENT BOARD	0	6.863.850	6.863.850
**D	THE BOSTON COMPANY PRIVATE TRU THE INTERNATIONAL EQ	0	142.474	142.474
**D	TORSTAR MASTER TRUST FUND	0	211.404	211.404
**D	TEACHERS' RETIREMENT ALLOWANCES FUND	0	14.083	14.083

504

LISTA ESITO DELLE VOTAZIONI

Oggetto: Determinazione numero componenti CdA

FAVOREVOLI

Badge	Ragione Sociale	Proprio	Delega	Totale
**D	IMPERIAL INTERNATIONAL EQUITY POOL	0	2.322.900	2.322.900
**D	IMPERIAL INTERNATIONAL EQUITY POOL	0	214.481	214.481
**D	IMPERIAL INTERNATIONAL EQUITY POOL	0	107.170	107.170
**D	IMPERIAL GLOBAL EQUITY INCOME POOL	0	1.532.266	1.532.266
**D	IMPERIAL OVERSEAS EQUITY POOL	0	112.800	112.800
**D	ONTARIO POWER GENERATION INC .	0	467.857	467.857
**D	UNIVERSITY OF GUELPH FOREIGN PROPERTY TRUST	0	218.300	218.300
**D	UNIVERSITY OF GUELPH	0	70.900	70.900
**D	WOODBRIDGE INVESTMENTS CORPORATION	0	77.700	77.700
**D	WINDWISE MSCI EAFE INDEX NON-LENDING, FUND FOR EXEMPT ORG.	0	392.073	392.073
**D	STEWARDSHIP FOUNDATION	0	3.049	3.049
**D	CIBC INTERNATIONAL INDEX FUND	0	110.731	110.731
**D	CIBC EUROPEAN INDEX FUND	0	44.164	44.164
**D	CIBC POOLED INTERNATIONAL EQUITY INDEX FUND	0	114.093	114.093
**D	YORK UNIVERSITY PENSION FUND .	0	379.600	379.600
**D	RENAISSANCE GLOBAL VALUE FUND	0	95.899	95.899
**D	DEBORAH LOEB BRICE	0	6.057	6.057
**D	ALAMOSA LLC .	0	10.824	10.824
**D	CF INTERNATIONAL STOCK INDEX FUND ONE	0	495.517	495.517
**D	DT INTERNATIONAL STOCK INDEX FUND ONE	0	554.392	554.392
**D	CERVURITE INTERNATIONAL LLC .	0	199.601	199.601
**D	MARANIC II LLC .	0	8.406	8.406
**D	R.K. MELLON INTERNATIONAL FUND.	0	299.995	299.995
**D	1975 IRREVOCABLE TRUST OF CD WEYERHAUSER	0	2.814	2.814
**D	1973 IRREVOCABLE TRUST OF CD WEYERHAUSER	0	1.146	1.146
**D	SINGLE SELECT INVEST MONCEAU ACTION FORUM ONE	0	150.000	150.000
**D	FONDAZIONE ROMA SIF	0	565.800	565.800
**D	LEGG MASON GLOBAL INFRASTRUCTURE ETF	0	400.997	400.997
**D	JPMORGAN FUNDS (IRELAND) ICAV	0	15.777	15.777
**D		0	4.194	4.194
<b>Totale voti</b>				5.938.868.383
<b>Percentuale votanti %</b>				99,376761
<b>Percentuale Capitale %</b>				58,415023

505

Assemblea Ordinaria del 04 maggio 2017ESITO VOTAZIONE

Oggetto : **Determinazione della durata in carica del CdA**

**Hanno partecipato alla votazione:**

-n° 2.743 azionisti,

portatori di n° 5.976.113.829 azioni ordinarie, tutte ammesse al voto,

pari al 58,781371% del capitale sociale.

**Hanno votato:**

		% su Azioni Ordinarie Ammesse al voto
Favorevoli	5.901.123.077	98,745159
Contrari	40.580.476	0,679045
SubTotale	<u>5.941.703.553</u>	99,424203
Astenuti	9.176.276	0,153549
Non Votanti	25.234.000	0,422248
SubTotale	<u>34.410.276</u>	0,575797
Totale	<u>5.976.113.829</u>	100,000000

Ai sensi dell'art. 135-undecies del TUF **non sono computate** ai fini del calcolo della maggioranza e del capitale richiesto per l'approvazione della delibera numero **0** azioni pari al **0,000000%** delle azioni rappresentate in aula.

## LISTA ESITO DELLE VOTAZIONE

Oggetto: Determinazione della durata in carica del Cda

## CONTRARI

Badge	Ragione Sociale	Proprio	Delega	Totale
6984	AGOSTINI ANTONIO	0	0	0
**D	WHOLESALE UNIT TRUST GLOBAL SHARES F 3	0	82.647	82.647
**D	UBI SICAV	0	114.924	114.924
**D	SAS TRUSTEE CORPORATION	0	571.909	571.909
**D	PRUDENTIAL LEGACY INSURANCE COMPANY OF N	0	546.993	546.993
**D	CITY OF PHILADELPHIA PUBLIC RETIREMENT	0	363.805	363.805
**D	PGIM INVESTMENTS INC THREE GATEWAY CENTE	0	10.045	10.045
**D	REGIME DE RETRAITE DE L'UNIVER DU QUEBEC	0	182.066	182.066
**D	THE BOMBARDIER TRUST (UK)	0	120.322	120.322
**D	BOMBARDIER TRUST(CANADA) GLOBAL EQUIT FU	0	171.679	171.679
**D	FONDS DE SOLIDARITE DES TRAV.QUEBEC FTQ	0	153.447	153.447
**D	FONDS COMMUN REG RETRAITE UNIVERSIT LAV	0	45.310	45.310
**D	HEXAVEST EUROPE FUND	0	2.255.514	2.255.514
**D	HEXAVEST EUROPAC FUND	0	94.130	94.130
**D	REG RETR EMPL MANUELS VILLE MONTREAL	0	230.393	230.393
**D	CIDEL BANK & TRUST INC AS TRUSTEE	0	35.645	35.645
**D	THE PENS PL OF THE UNITED CHURCH OF CAN	0	167.800	167.800
**D	AST PRU GRWTH ALL PTF QMA EAFE Pdff	0	2.598.765	2.598.765
**D	PRU INV PRT INC PRU BALANCED FD	0	14.559	14.559
**D	PRU QMA WRLD FD INC PRU INT EQTY	0	110.951	110.951
**D	PSF CONSERVATIVE BAL PORTF QMA	0	90.399	90.399
**D	PSF FLEXIBLE MANAGED PORTF QMA	0	81.879	81.879
**D	AST QMA INTL CORE EQUITY PORT PDMP	0	1.612.788	1.612.788
**D	AB FOODS HEXAVEST	0	172.333	172.333
**D	MGOF LSV INTL LCV	0	144.800	144.800
**D	USBK LCLS 302 N 612 IUOE CON IND RE	0	166.200	166.200
**D	RZSF1501 GLOBAL EQ HEXEVEST	0	183.043	183.043
**D	NEPF LSV ASSET MGMT	0	597.600	597.600
**D	AON HEWITT COLLECTIVE INVESTMENT TRUST	0	98.460	98.460
**D	METROPOLITAN WATER RECLAMATION DISTRICT RETIREMENT FUND	0	121.966	121.966
**D	PRUDENTIAL INVESTMENT PORTFOLIO 2 PRUDENTIAL QMA INTL DEVELOPED MKRKS INDEX FUND	0	9.563	9.563
**D	MLC INVESTMENTS, MLC LIMITED	0	30.786	30.786
**D	COLONIAL FIRST STATE	0	439.120	439.120
**D	EATON VANCE INTERNATIONAL (IRELAND)	0	14.000	14.000
**D	SONOMA COUNTY EMPLOYEES RETIREMENT ASSOCIATION	0	114.047	114.047
**D	EATON VANCE HEXAVEST GLOBAL EQUITY FUND	0	65.700	65.700
**D	EATON VANCE HEXAVEST INTERNATIONAL EQUITY FUND	0	15.983	15.983
**D	HEXAVEST EAFE EQUITY FUND	0	660.938	660.938
**D	HEXAVEST ACWI EQUITY FUND	0	49.740	49.740
**D	HEXAVEST WORLD EQUITY FUND	0	579.381	579.381
**D	THE PRUDENTIAL INSURANCE COMPANY OF AMERICA	0	628.929	628.929
**D	PRUDENTIAL TRUST CO MASTER COMMINGLED INV F FOR TAX EXEMPT TR	0	469.482	469.482
**D	MGI FUNDS PLC	0	161.181	161.181

Azionisti:  
Azionisti in proprio:

55

0

Azionisti in delega:

1

55

Pagina 1



LISTA ESITO DELLE VOTAZIONE  
 Oggetto: Determinazione della durata in carica del Cda

CONTRARI

Badge	Ragione Sociale	Proprio	Delega	Totale
**D	MERCER GLOBAL EQUITY FUND	0	180.695	180.695
**D	LOCKHERD MARTIN CORP DEFINED CONTRIBUTION PLAN MASTER TRUST	0	318.523	318.523
**D	CALIFORNIA STATE TEACHERS RETIREMENT SYSTEM	0	24.386.496	24.386.496
**D	PRUDENTIAL RETIREMENT INSURANCE & ANNUITY COMPANY	0	97.407	97.407
**D	GOLDMAN SACHS FUNDS II	0	73.786	73.786
**D	EATON VANCE (AUSTRALIA) HEXAVEST ALL-COUNTRY GL EQUITY FUND	0	87.455	87.455
**D	CHEVRON MASTER PENSION TRUST	0	151.255	151.255
**D	CHEVRON UK PENSION PLAN	0	96.724	96.724
**D	INTERVENTURE EQUITY INVESTMENTS LIMITED	0	118.551	118.551
**D	MASTER TR AGREE BETWEEN PFIZER INC AND THE NORTHERN TR CO	0	255.134	255.134
**D	LOCKHEED MARTIN CORPORATION MASTER RETIREMENT TRUST	0	237.083	237.083
**D	THE ROYAL INST FOR THE ADVANCEMENT OF LEARNING MCGILL UNIVERSITY	0	105.681	105.681
**D	MCGILL UNIVERSITY PENSION FUND	0	92.464	92.464

Totale voti 40.580.476

Percentuale votanti % 0,679045

Percentuale Capitale % 0,399152

508

LISTA ESITO DELLE VOTAZIONE

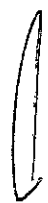
Oggetto: Determinazione della durata in carica del CdA

ASTENUTI

Badge	Ragione Sociale	Proprio	Delega	Totale
6984	AGOSTINI ANTONIO	0	0	0
**D	CHALLENGE FUNDS CHALLENGE ITALIAN EQUITY	0	4.000.000	4.000.000
**D	CHALLENGE FUNDS	0	1.633.531	1.633.531
**D	MEDIOLANUM SPEC SICAV-SIF EQUITY INCOME	0	75.000	75.000
**D	ROYAL BANK OF CANADA (CHANNEL ISLANDS) LIMITED	0	8.988	8.988
**D	FONDO GESTIELLE OBIETTIVO ITALIA DI ALETTI GESTIELLE S.G.R.	0	1.650.000	1.650.000
**D	GESTIELLE CEDOLA ITALY OPPORTUNITY DI ALETTI GESTIELLE SGR	0	850.000	850.000
**D	FONDO GESTIELLE PROFILO CEDOLA DI ALETTI GESTIELLE SGR SPA	0	330.000	330.000
**D	FONDO GESTIELLE OBIETTIVO EUROPA DI ALETTI GESTIELLE S.G.R.	0	200.000	200.000
**D	FONDO GESTIELLE OBIETTIVO INTERNAZIONALE DI ALETTI GESTIELLE	0	200.000	200.000
**D	ARROWGRASS MASTER FUND LTD C/O ARROWGRASS CAPITAL PARTNERS LLP	0	228.757	228.757

Totale voti 9.176.276  
 Percentuale votanti % 0,153549  
 Percentuale Capitale % 0,090258

509

Azionisti: 10 Teste: 1  
 Azionisti in proprio: 0 Azionisti in delega: 10

LISTA ESITO DELLE VOTAZIONE

Oggetto: Determinazione della durata in carica del CdA

NON VOTANTI

Badge	Ragione Sociale	Proprio	Delega	Totale
6984	AGOSTINI ANTONIO	0	0	0
**D	FIDEURAM ASSET MANAGEMENT (IRELAND) FONDIITALIA EQUITY ITALY	0	11.808.000	11.808.000
**D	FIDEURAM ASSET MANAGEMENT (IRELAND) FIDEURAM FUND EQUITY ITALY	0	590.000	590.000
**D	INTERFUND SICAV INTERFUND EQUITY ITALY	0	5.468.000	5.468.000
**D	MEDIOLANUM GESTIONE FONDI SGR S.P.A. - FLESSIBILE ITALIA	0	7.000.000	7.000.000
**D	FIDEURAM INVESTIMENTI SGR S.P.A. - FIDEURAM ITALIA	0	368.000	368.000

Totale voti 25.234.000  
 Percentuale votanti % 0,422248  
 Percentuale Capitale % 0,248203



910

Azionisti: 5  
 Azionisti in proprio: 0  
 Azionisti in delega: 5

Teste: 1  
 5

LISTA ESITO DELLE VOTAZIONE  
 Oggetto: Determinazione della durata in carica del CdA

FAVOREVOLI

Badge	Ragione Sociale	Proprio	Delega	Totale
6055	NOTARFONZO ARNALDO	15.000	0	15.000
6118	CARDINALI LUIGI	0	0	0
DE*	CAALLEANZA ASSICURAZIONI SPA	0	4.193.208	4.193.208
DE*	CAMGESTION	0	240.527	240.527
DE*	GENERALI ESPANA SA DE SEGUROS Y REASEGUROS	0	183.174	183.174
DE*	GENERALI ITALIA SPA	0	18.800.868	18.800.868
DE*	GENERTELLIFESPA	0	3.687.859	3.687.859
6189	RINELLI DOMENICO	58.514	0	58.514
6371	MILITI VALTER	0	0	0
DE*	CASSA NAZIONALE DI PREVIDENZA E ASSISTENZA FORENSE	0	52.417.000	52.417.000
6417	DORI CARLO	350	0	350
6498	BASILE STEFANO	0	0	0
DE*	ENPAM	0	31.155.499	31.155.499
6506	A. DI G. E. IN PERSONA DI CARLO DE MASI	0	106.208	106.208
6545	COMPUTERSHARE SPA RAPPRESENTANTE DESIGNATO EX ART. 135 UNDECIES TUF NELLA PERSONA DI ENRICO MONICELLI	0	0	1.520
	1.520			
6561	PEDERSOLI LANFRANCO	6.000	0	6.000
6680	LEONETTI SALVATORE	10.445	0	10.445
6723	DI STEFANO STEFANO	0	0	0
DE*	MINISTERO DELL'ECONOMIA E DELLE FINANZE	0	2.397.856.331	2.397.856.331
6928	GRANATA ALFREDO	0	0	0
DE*	INARCASSA - CASSA NAZIONALE DI PREVIDENZA ED ASSISTENZA PER	45.073	0	45.073
6962	RICCI MARIO	32.357	0	32.357
6982	CHIURAZZI LUIGI	0	0	0
6984	AGOSTINI ANTONIO	0	0	0
**D	ARCA FONDI SGR - FONDO ARCA AZIONI ITALIA	0	9.590.000	9.590.000
**D	BLACKROCK INDEX SELECTION FUND	0	5.271.213	5.271.213
**D	ARK LIFE ASSURANCE COMPANY LIMITED	0	483.375	483.375
**D	FRANKLIN TEMPLETON INVESTMENT FUNDS	0	18.417.484	18.417.484
**D	JPMORGAN FUNDS	0	5.224.402	5.224.402
**D	JPMORGAN INVESTMENT FUNDS	0	48.800.638	48.800.638
**D	JPMORGAN FUNDS EUROPEAN BANK AND BUSINESS CENTRE	0	2.144.074	2.144.074
**D	SCHRODER INTERNATIONAL SELECTION FUND	0	5.868.319	5.868.319
**D	AOR UCITS FUNDS	0	129.622	129.622
**D	MORGAN STANLEY INVESTMENT FUNDS	0	1.990	1.990
**D	T. ROWE PRICE FUNDS SICAV	0	7.495	7.495
**D	CAPITAL GROWTH FUND ABSOLUTE INCOME GROW	0	303.041	303.041
**D	CAPITAL INTERNATIONAL FUND	0	147.008	147.008
**D	BAYERNINVEST KAPITALVERWALTUNGSGESELLSC	0	44.300	44.300
**D	INVESTMENT PRIVATFONDS GMBH	0	674.481	674.481
**D	CBRE CLALION FUNDS ALCEDA FUND MANAGEMENT	0	48.006	48.006
**D	BAYERNINVEST KAPITALVERWALTUNGSGESELLSC	0	157.202	157.202
**D	DKB EUROPA FONDS	0	111.488	111.488

511

LISTA ESITO DELLE VOTAZIONE  
Oggetto: Determinazione della durata in carica del CdA

FAVOREVOLI

Badge	Regione Sociale	Proprio	Delega	Totale
**D	STAR FUND	0	5.000.000	5.000.000
**D	BAYERNINVEST KAPITALVERWALTUNGSGESELLSCHAFT MBH	0	1.170.109	1.170.109
**D	BAYERNINVEST KVG MBH	0	5.161.684	5.161.684
**D	NM5 WIEQ BRF ACCOUNT	0	140.700	140.700
**D	WIF- EUROPE OPPORTUNITIES	0	182.100	182.100
**D	NM5 GIEP BRI ACCOUNT	0	417.864	417.864
**D	WORDVIEW INVESTMENT FUND EUROPE CORE EQUITY FUND	0	342.000	342.000
**D	GENERALI INVESTMENTS EUROPE SPA SGR	0	2.806.218	2.806.218
**D	GENERALI INVESTMENTS LUXEMBURG S.A.	0	2.895.103	2.895.103
**D	DPAM EQUITIES I	0	700.000	700.000
**D	MERRILL LYNCH PROFESSIONAL CLEARING CORP	0	6.139.937	6.139.937
**D	MERRILL LYNCH INTERNATIONAL	0	1.745.281	1.745.281
**D	SONDERVERMOGEN ALLIANZGI-FONDS DHCO	0	28.772	28.772
**D	SONDERVERMOGEN ALLIANZGI-FONDS DEW-CO	0	38.638	38.638
**D	SONDERVERMOGEN ALLIANZGI-FONDS VEE	0	367.106	367.106
**D	ALLIANZ GIEP EQ RCM BEST STYLES	0	422.734	422.734
**D	ALLIANZ CGI EQ BEST STYLES	0	1.103.686	1.103.686
**D	SONDERVERMOGEN ALLIANZGI-FONDS DSW-CO	0	47.044	47.044
**D	SONDERVERMOGEN ALLIANZGI-FONDS DSW-DREFONDS	0	6.824	6.824
**D	GMO TAX-MANAGED INTERNATIONAL EQUITIES F	0	132.123	132.123
**D	GMO ALPHA ONLY FUND	0	48.045	48.045
**D	GMO INTERNATIONAL EQUITY FUND	0	6.787.484	6.787.484
**D	VANGUARD EUROPEAN STOCK INDEX FUND	0	13.744.879	13.744.879
**D	VANGUARD DEVELOPED MARKETS INDEX FUND	0	34.749.743	34.749.743
**D	SEI INST INVEST TRUST WORLD EQ EX-US FUN	0	1.686.620	1.686.620
**D	JTSE STB DAIWA STOCK INDEX FUND 9807	0	178.334	178.334
**D	GMO INTERNATIONAL LARGE/MID CAP EQUITY F	0	1.463	1.463
**D	JAPAN TRUSTEE SERVICES BANK LTD	0	41.093	41.093
**D	JAPAN TRUSTEE SERVICES BANK LTD	0	180.000	180.000
**D	JAPAN TRUSTEE SERVICES BANK LTD	0	36.642	36.642
**D	THE MASTER TRUST BANK OF JAPAN LTD	0	5.274	5.274
**D	THE MASTER TRUST BANK OF JAPAN LTD	0	15.504	15.504
**D	JAPAN TRUSTEE SERVICES BANK LTD	0	4.000	4.000
**D	FIDELITY FUNDS SICAV	0	826.652	826.652
**D	NN (L)	0	12.177.875	12.177.875
**D	NN (L) LIQUID	0	2.233.213	2.233.213
**D	ING DIRECT	0	559.731	559.731
**D	GIM TOKYO FD	0	424.076	424.076
**D	GIM SPECIALIST INVESTMENT FUNDS	0	4.134.121	4.134.121
**D	JAPAN TRUSTEE SERVICES BANK LTD	0	90.000	90.000
**D	JAPAN TRUSTEE SERVICES BANK LTD	0	24.000	24.000
**D	JAPAN TRUSTEE SERVICES BANK LTD	0	37.700	37.700
**D	JAPAN TRUSTEE SERVICES BANK LTD	0	41.860	41.860
**D	SEI INST INV TRUST SCREENED WORLD EQ EX	0		

512

LISTA ESITO DELLE VOTAZIONE  
 Oggetto: Determinazione della durata in carica del Cda

FAVOREVOLI

Badge	Ragione Sociale	Proprio	Delega	Totale
**D	THE MASTER TRUST BANK OF JAPAN LTD	0	209.109	209.109
**D	VANGUARD TOTAL WORLD STOCK INDEX FUND	0	1.702.137	1.702.137
**D	PZENA VALUE FUNDS PL	0	520.838	520.838
**D	THE MASTER TRUST BANK OF JAPAN LTD	0	44.180	44.180
**D	THE MASTER TRUST BANK OF JAPAN LTD	0	12.430	12.430
**D	SEI INSTITUTIONAL INTERN TRUST INTERNATI	0	985.553	985.553
**D	VANGUARD FTSE ALL-WORLD EX US INDEX FUND	0	11.368.310	11.368.310
**D	GMO FUNDS PLC	0	622.356	622.356
**D	ICBC-CCBPAM GLOBAL OPPORTUNITY	0	8.430	8.430
**D	JAPAN TRUSTEE SERVICES BANK LTD	0	269.262	269.262
**D	FIRST TRUST EUROPE ALPHADEX FUND	0	206.615	206.615
**D	THE MASTER TRUST BANK OF JAPAN LTD	0	256.884	256.884
**D	JAPAN TRUSTEE SERVICES BANK LTD	0	39.202	39.202
**D	FIDELITY SAL ST SPARTAN GLOBAL EX US IN	0	994.309	994.309
**D	VANGUARD FUNDS PLC	0	1.883.762	1.883.762
**D	MACQUARIE GLOBAL LISTED INFRASTRUCTURE C	0	265.015	265.015
**D	ALLIANZFI NFJ INTERNATIONAL VALUE CIT	0	59.723	59.723
**D	SEI INSTITUTIONAL MANAGED TRUST MULTI-AS	0	67.914	67.914
**D	VANGUARD INVESTMENT SERIES, PLC	0	11.222.239	11.222.239
**D	FIDELITY SAL ST T SPARTAN TOTAL INT IN F	0	90.769	90.769
**D	THE MASTER TRUST BANK OF JAPAN LTD	0	157.848	157.848
**D	SEI INSTITUTIONAL MANAGED TRUST-TAX-MANAGED INTERNATIONAL MANAGED	0	214.945	214.945
**D	THE MASTER TRUST BANK OF JAPAN LTD	0	15.450	15.450
**D	WELLI TRUS NAT ASSOC COMMON TRUST FUNDS	0	88.159	88.159
**D	WELL TRCO NA MULTI. COLLECT. INV FUND	0	12.665	12.665
**D	INTERNATIONAL MULTI-ASSET DIVERSIFIED IN	0	20.884	20.884
**D	PIMCO FUNDS GLOBAL INVESTORS SERIES PLC	0	273.102	273.102
**D	SCHRODER INTERNATIONAL MULTI-CAP EQ	0	186.003	186.003
**D	THE MASTER TRUST BANK OF JAPAN LTD	0	132.393	132.393
**D	ADVISOR MANAGED TRUST - TACTICAL OFFENSI	0	235.342	235.342
**D	FIRST TRUST EUROZONE ALPHADEX ETF	0	9.895	9.895
**D	DEUTSCHE EUROPEAN EQUITY FUND	0	82.230	82.230
**D	THE ADV INNER C CORNERST. AD. GL. PUB. EQ. F	0	74.227	74.227
**D	THE ADVISORS' INNER CIRCLE FUND CORNER STONE ADVISORS GLOBAL PUBLIC EQUITY FUND	0	145.776	145.776
**D	GLOBAL X SCIENTIFIC BETA EUROPE ETF	0	6.180	6.180
**D	FIRST TRUST DYNAMIC EUROPE EQUITY INCOME	0	2.606.133	2.606.133
**D	PANAGORA RISK PARITY M.A.C.FD	0	10.846	10.846
**D	FIRST TRUST RIVERFRONT DYN DEV INT ETF	0	15.453	15.453
**D	FIRST TRUST RIVERFRONT DYN DEV INT ETF	0	32.672	32.672
**D	MONDRIAN ALL COUNTRIES WORLD EX-U.S	0	992.174	992.174
**D	BROWN BROTHERS HARRIMAN + CO, BOSTON CUSTODIAN FOR: THE ADVISORS' INNER CIRCLE III / PINEBRIDGE DYNAMIC ASSET ALLOCATION	48.473	0	48.473
**D	EBBOS/GALLERY TR-MONDRIA	0	2.726.913	2.726.913

513

LISTA ESITO DELLE VOTAZIONE

Oggetto: **Determinazione della durata in carica del CdA**

**FAVOREVOLI**

Badge	Ragione Sociale	Proprio	Delega	Totale
**D	BEST INVESTMENT CORPORATION	0	72.138	72.138
**D	HSBC LIFE (INTERNATIONAL) LIMITED	0	351.693	351.693
**D	HSBC GROUP HONG KONG LOCAL STAFF RETIREMENT BENEFIT SCHEME	0	29.640	29.640
**D	HSBC MANAGED STABLE GROWTH FUND	0	1.774	1.774
**D	HSBC MANAGED STABLE FUND	0	5.933	5.933
**D	HSBC MANAGED GROWTH FUND	0	33.161	33.161
**D	HSBC GUARANTEED FUND	0	30.204	30.204
**D	HSBC MANAGED BALANCED FUND	0	19.948	19.948
**D	ISHARES EURO STOXX 50 INDEX ETF	0	17.783	17.783
**D	SHNEP EURO INDEX SECURITY MASTER INVEST	0	41.542	41.542
**D	JPMORGAN MULTI INCOME FUND	0	526.223	526.223
**D	ALLIANZ CHOICE BEST STYLE EUR.FUND	0	81.786	81.786
**D	JPMORGAN EUROPE STRATEGIC DIVIDEND FUND	0	23.752	23.752
**D	CARDIF ASSURANCE VIE	0	7.248.453	7.248.453
**D	CARDIF ASSURANCE RISQUES DIVERS	0	172.000	172.000
**D	NADAUD	0	51.263	51.263
**D	KEMPEN EUROPEAN HIGH DIVIDEND FUND N.V.	0	7.035.100	7.035.100
**D	FCP SAINT MARTIN N1	0	479.874	479.874
**D	FCP CNP ACTIONS EM	0	565.356	565.356
**D	REGARD ACTIONS EURO	0	1.337.292	1.337.292
**D	REGARD ACTIONS DEVELOPPEMENT DURABLE	0	500.000	500.000
**D	FCP IDR ACTIONS EURO	0	154.000	154.000
**D	FCP UBS F EURO OPPORT UNCON PEA EUR	0	72.091	72.091
**D	MUTACTION 11	0	858.280	858.280
**D	SODIUM 1	0	418.594	418.594
**D	FCP CALCIUM QUANT	0	289.528	289.528
**D	SICAV UBS F OPP MONDE 10	0	14.950	14.950
**D	CARDIF LUX VIE	0	202.300	202.300
**D	HENDERSON INVESTMENT FUND OEIC	0	2.977.299	2.977.299
**D	HENDERSON INSTIT EUROP INDEX OPP FUND	0	737.916	737.916
**D	CANDRIAM BELGIUM MANDAT FRF	0	5.270.011	5.270.011
**D	ALLIANZ GLOBAL INVESTORS FRANCE	0	411.103	411.103
**D	WITAN INVESTMENT TRUST PLC	0	889.350	889.350
**D	ANIMA SGR SPA	0	1.140.000	1.140.000
**D	ANIMA SGR SPA	0	2.289.711	2.289.711
**D	ANIMA SGR SPA	0	2.381.365	2.381.365
**D	ANIMA SGR SPA	0	7.418.059	7.418.059
**D	ANIMA SGR SPA	0	1.296.246	1.296.246
**D	ANIMA SGR SPA	0	958.265	958.265
**D	ANIMA SGR SPA	0	3.204.584	3.204.584
**D	ANIMA SGR SPA	0	4.308.250	4.308.250
**D	ANIMA SGR SPA	0	2.662.874	2.662.874
**D	ANIMA SGR SPA	0	1.399.825	1.399.825

514


Azionisti: 2873  
 Azionisti in proprio: 7  
 Teste: 15  
 Azionisti in delega: 2666

LISTA ESITO DELLE VOTAZIONE  
 Oggetto: Determinazione della durata in carica del Cda

FAVOREVOLI

Badge	Ragione Sociale	Proprio	Delega	Totale
**D	ANIMA SGR SPA	0	469.205	469.205
**D	ANIMA SGR SPA	0	298.300	298.300
**D	ALLIANZGI FONDS BREMEN	0	176.721	176.721
**D	ALLIANZGI FONDS DPWS	0	26.942	26.942
**D	ALLIANZGI FONDS NASPA PENSIONSFONDS	0	44.007	44.007
**D	DILL COFONDS	0	66.800	66.800
**D	ALLIANZGI FONDS ZUBB	0	13.744	13.744
**D	ALLIANZGI FONDS WERT	0	7.200	7.200
**D	ALLIANZGI FONDS VEMK	0	28.475	28.475
**D	ALLIANZGI FONDS VBDK	0	16.511	16.511
**D	ALLIANZGI FONDS REINVEST	0	22.065	22.065
**D	ALLIANZGI FONDS PUK	0	5.578	5.578
**D	ALLIANZGI FONDS PFD	0	15.583	15.583
**D	ALLIANZGI FONDS OJU	0	15.086	15.086
**D	ALLIANZGI FONDS INDU	0	23.073	23.073
**D	ALLIANZGI FONDS GANO 2	0	49.513	49.513
**D	ALLIANZGI FONDS GANO	0	9.727	9.727
**D	ALLIANZGI FONDS FIB	0	58.100	58.100
**D	ALLIANZGI FONDS AVF	0	3.787	3.787
**D	ALLIANZGI FONDS ALPEN	0	22.915	22.915
**D	DBI FONDS ACU K	0	419.982	419.982
**D	ALLIANZGI FONDS ZDD3	0	76.963	76.963
**D	ALLIANZGI FONDS VSF	0	14.303	14.303
**D	ALLIANZGI FONDS ARF	0	3.695	3.695
**D	ALLIANZGI FONDS APNIESA	0	685.388	685.388
**D	ALLIANZGI FONDS FEV	0	67.637	67.637
**D	DEAM FONDS EDV 1	0	40.599	40.599
**D	ALLIANZ GI FONDS RANW II	0	146.566	146.566
**D	ALLIANZGI FONDS PENSIONS	0	72.345	72.345
**D	CBP GROWTH	0	390.146	390.146
**D	ALLIANZGI FONDS PFALCO	0	154.690	154.690
**D	ALLIANZGI FONDS NBP	0	26.108	26.108
**D	ALLIANZGI FONDS AEVN	0	1.203.981	1.203.981
**D	ALLIANZGI FONDS ARSAN	0	44.670	44.670
**D	ALLIANZGI FONDS AMEV	0	30.769	30.769
**D	ALLIANZGI FONDS DREDOK	0	105.875	105.875
**D	ALLIANZGI FONDS PSDN	0	93.400	93.400
**D	ALLIANZGI SVKK	0	10.252	10.252
**D	ALLIANZGI FONDS TOSCA	0	111.737	111.737
**D	FONDIS	0	220.685	220.685
**D	CONVEST 21 VL	0	239.340	239.340
**D	ALLIANZ STRATEGIEFONDS WACHSTUM PLUS	0	834.893	834.893
**D	ALLIANZGI FONDS AFE	0	237.209	237.209

515





LISTA ESITO DELLE VOTAZIONE

Oggetto: Determinazione della durata in carica del CdA

FAVOREVOLI

Badge	Ragione Sociale	Proprio	Delega	Totale
**D	ALLIANZGI FONDS PF2	0	379.613	379.613
**D	ALLIANZGI FONDS PTV2	0	1.013.686	1.013.686
**D	ALLIANZGI FONDS PF1	0	291.910	291.910
**D	ALLIANZGI FONDS HEUST	0	26.400	26.400
**D	ALLIANZGI FONDS MASTER DRT	0	123.521	123.521
**D	ALLIANZGI FOND AMMERLAND	0	170.429	170.429
**D	ALLIANZGI FONDS GEW	0	4.974	4.974
**D	ALLIANZGI FONDS TIBUR	0	24.225	24.225
**D	ALLIANZGI FONDS MAV	0	25.196	25.196
**D	ALLIANZGI FONDS DUNHILL	0	41.075	41.075
**D	ALLIANZGI FONDS VSBW	0	195.587	195.587
**D	ALLIANZGI FONDS TOB	0	22.292	22.292
**D	ALLIANZGI FONDS PGD	0	96.298	96.298
**D	ALLIANZGI FONDS INP	0	72.561	72.561
**D	ALLIANZGI FONDS USES	0	13.205	13.205
**D	ALLIANZGI FONDS RBB	0	163.536	163.536
**D	ALLIANZGI FONDS BFKW	0	21.933	21.933
**D	DBI FONDS EKIBB	0	116.834	116.834
**D	ALLIANZGI FONDS ACK	0	58.710	58.710
**D	KREBSHILFE 2 FONDS	0	6.178	6.178
**D	ALLIANZGI FONDS DES	0	24.879	24.879
**D	ALLIANZGI FONDS ESMT	0	4.730	4.730
**D	ALLIANZGI FONDS CAESAR	0	10.047	10.047
**D	ALLIANZGI FONDS PAK	0	11.989	11.989
**D	ALLIANZGI FONDS STIFTUNGSFONDS WISSENSCH	0	32.956	32.956
**D	ALLIANZGI FONDS AKTIEN EUROPA	0	238.000	238.000
**D	DEKA MASTER HAËK I	0	885.752	885.752
**D	DEAM FONDS ROCK	0	428.903	428.903
**D	BAYVK A4 FONDS	0	124.211	124.211
**D	BAYVK A1 FONDS	0	3.577.979	3.577.979
**D	ALLIANZ GLOBAL INVESTORS EUROPE	0	880.446	880.446
**D	UNIVERSAL-CAV	0	201.456	201.456
**D	UNIVERSAL-OCO	0	30.619	30.619
**D	FONDACO SIF	0	202.100	202.100
**D	HENDERSON HORIZON FUND SICAV	0	38.356	38.356
**D	STANDARD LIFE WEALTH INTERNATIONAL	0	11.000	11.000
**D	STANDARD LIFE INVESTMENTS	0	200.445	200.445
**D	MULTI SERIES WHOLESAL INTER EQUITIES TR	0	108.541	108.541
**D	AMP CAPITAL SPECIALIST INTERNATIONAL SHA	0	37.511	37.511
**D	FD INTERNATIONAL SHARE FUND 1	0	48.904	48.904
**D	WHOLESALE UNIT TRUST MSCI GLOB INDEX SHS	0	68.341	68.341
**D	AVSUPER FUND	0	35.486	35.486
**D	HENDERSON GLOBAL EQUITY INCOME FUND	0	17.327.773	17.327.773

516

LISTA ESITO DELLE VOTAZIONE  
 Oggetto: Determinazione della durata in carica del CdA

FAVOREVOLI

Badge	Regione Sociale	Proprio	Delega	Totale
**D	BARROW HANLEY GLOBAL EQUITY TRUST	0	99.000	99.000
**D	IPAC SPEC INV STR INT SHARE STR NO 9	0	229.182	229.182
**D	IPAC SPEC INV STR INT SHARE STR NO 9	0	1.125.381	1.125.381
**D	WHOLESALE GLOBAL EQUITY INDEX FUND	0	37.574	37.574
**D	AMP INT EQ IND FD HEDGED	0	1.043.631	1.043.631
**D	AMP CAP UNHEDGED GL SHS MULTI MAN FUND	0	343.416	343.416
**D	MULTIMIX WHOLESale INT SHARES TRUST	0	220.225	220.225
**D	MULTIMIX WHOLESale INT SHARES TRUST	0	132.200	132.200
**D	MERCER UNHEDGED OVERSEAS SHARES TRUST	0	170.800	170.800
**D	MERCER UNHEDGED OVERSEAS SHARES TRUST	0	118.436	118.436
**D	LEGALSUPER	0	140.324	140.324
**D	AUSTRALIAN CATHOLIC SUPERAN RETIREM FUND	0	60.046	60.046
**D	ENHANCED INDEX INTERNATIONAL SHARE FUND	0	2.142.963	2.142.963
**D	WHOLESALE UNIT TRUST GLOBAL SHS FUND 5	0	19.768	19.768
**D	TCORPIM INTERNAT SHARES (UNHEDGED) FU	0	798.880	798.880
**D	TCORPIM INTERNAT SHARES (UNHEDGED) FU	0	251.145	251.145
**D	TCORPIM INDEXED INT SHARE (UNHEDGED) F	0	85.795	85.795
**D	UNISUPER	0	94.227	94.227
**D	FCPE AREVA ACTIONS	0	202.345	202.345
**D	1327 FCP BQUE SCALBERT DUPONT	0	24.400	24.400
**D	FCP GAILLON 130/30	0	26.735	26.735
**D	FCPE BARCLAYS DIVERIFIE ACTIONS	0	30.000	30.000
**D	FCPE COFACE	0	10.000	10.000
**D	FCP BAUD CIC	0	2.700	2.700
**D	1448 FCPE GE FACTOFRANCE	0	10.000	10.000
**D	STAUBLI 50 50 CREDIT MUTUEL FCPE	0	10.000	10.000
**D	STAUBLI 80 20 CREDIT MUTUEL FCPE	0	10.000	10.000
**D	FCP SCORE 2012	0	4.000	4.000
**D	FCP OFFENSIF AIR LIQUIDE EXPANS	0	30.780	30.780
**D	TARAVAO INVEST	0	20.000	20.000
**D	CAPACITY FONDS INSTITUTIONEL-ACTIONS ETRANGERES PIB	0	106.737	106.737
**D	PI CH-WORLD EX SWISS EQUITIES TRACKER US	0	764.529	764.529
**D	RAIFFEISEN INDEX FONDS	0	169.930	169.930
**D	PI CH - EUROPEAN EX SWISS EQUITIES	0	230.028	230.028
**D	BANQUE PICTET & CIE SA	0	425.416	425.416
**D	CAPACITY FONDS INSTITUTIONEL ACTIONS ETRANGERES	0	49.804	49.804
**D	PGSF GLOBAL UTILITIES EQUITIES FUND	0	31.292.956	31.292.956
**D	PGSF GLOBAL HIGH YIELD UTILITIES EQUITIES FUND	0	167.636	167.636
**D	PGSF GLOBAL INCOME STOCK FUND	0	653.169	653.169
**D	PGSF GLOBAL UTILITIES EQUITIES CURRENCY HEDGE FUND	0	428.102	428.102
**D	PICTET-EUROPE INDEX	0	2.840.533	2.840.533
**D	SHINKO GLOBAL EQUITY INDEX MOTHER FUND	0	16.869	16.869
**D	DAIWA PAN EUROPEAN HIGH DIVIDEND YIELD STOCK MOTHER FUND	0	170.000	170.000

517

Azionisti: 15  
 Azionisti in proprio: 7  
 Azionisti in delega: 2666

LISTA ESITO DELLE VOTAZIONE  
 Oggetto: Determinazione della durata in carica del Cda

FAVOREVOLI

Badge	Regione Sociale	Proprio	Delega	Totale
**D	NOMURA TRUST BANKING TRUSTEE NIKKO GLOBA	0	684.141	684.141
**D	DEFINED BENEFIT PP FOR CHUGOKU ELECT	0	107.966	107.966
**D	DL INTERNATIONAL RESEARCH OPEN MOTHER FD	0	53.030	53.030
**D	GIVI GLOBAL EQUITY FUND CLT AC	0	96.509	96.509
**D	ROBECO CAPITAL GROWTH FUNDS	0	1.785.229	1.785.229
**D	VONTOBEL FUND	0	1.778.814	1.778.814
**D	LGT MULTI MANAGER FUND	0	612.002	612.002
**D	MACQUARIE - GLOBAL LISTED INFR FD	0	185.791	185.791
**D	BROOKFIELD GLOB.LIST.REAL EST.UC.FD	0	1.626.000	1.626.000
**D	QUAESTIO CAPITAL FUND	0	30.394	30.394
**D	CANDRIAM GF	0	16.239	16.239
**D	OFI MULTI SELECT	0	174.584	174.584
**D	KEMPEN INTERNATIONAL FUNDS	0	1.482.650	1.482.650
**D	BLACKROCK INSTITUTIONAL POOLED FUND PLC	0	293.481	293.481
**D	NFS LIMITED TRAFALGAR COURT LES BANQUES	0	1.003.844	1.003.844
**D	SHELL TRUST BERMUDA LTD AS TRUSTEE OF THE SHELL OVERSEAS CONTRIBUTORY PENSION FUND	0	54.177	54.177
**D	NFS LIMITED TRAFALGAR COURT LES BANQUES	0	575.022	575.022
**D	SHELL TRUST (BERMUDA) LIMITED AS TRUSTEE	0	45.199	45.199
**D	SHELL TRUST (BERMUDA) LTD AS TRUSTEE OF THE SHELL OVERSEAS C.P. FUND	0	289.579	289.579
**D	DEKA INVESTMENT GMBH RE DEKASPEZIAL	0	100.000	100.000
**D	DEKA INVESTMENT GMBH RE ARIDEKA	0	2.500.000	2.500.000
**D	DEKA INVEST GMBH RE DEKA-BAV-FONDS	0	250.407	250.407
**D	DEKA INVEST RE SIGMA PLUS KONSERVATIV	0	57.882	57.882
**D	DEKA INVEST - KOMMUNAL EUROLAND BALANCE	0	986.414	986.414
**D	DEKA INVESTMENT GMBH RE DEKA-BR 75	0	124.475	124.475
**D	DEKA INVESTMENT GMBH RE DEKA-BR 55	0	35.000	35.000
**D	DEKA INVESTMENT GMBH RE DEKA-BR 35	0	134.557	134.557
**D	DEKA INVEST RE DEKA-EUROLAND BALANCE	0	3.171.750	3.171.750
**D	DEKA INVEST RE DEKA-STIFTUNGEN BALANCE	0	429.616	429.616
**D	DEKA INVEST. RE DEKA-DIVIDENDENDISCOUNT	0	32.000	32.000
**D	DEKA INVEST RE/DEKAFUTUR-ERTRAG	0	7.160	7.160
**D	DEKA INVEST RE/DEKAFUTUR-WACHSTUM	0	47.700	47.700
**D	DEKA INVESTMENT GMBH RE DEKAFUTUR-CHANCE	0	123.200	123.200
**D	DEKA INVESTMENT GMBH RE DEKA-BR 100	0	1.500.000	1.500.000
**D	DEKA INVEST GMBH RE DEKA-BR 85	0	340.768	340.768
**D	DEKA INVESTMENT GMBH RE DEKA	0	900.000	900.000
**D	BEROLINARENT DEKA	0	28.500	28.500
**D	DEKA INVEST DIVIDENDENSTRATEGIE CF A	0	4.842.000	4.842.000
**D	DEKA INVESTMENT GMBH RE DEKA EURO ISTOXX	0	1.002.521	1.002.521
**D	DEKA INVEST GMBH RE DEKA-PB DEFENSIV	0	41.345	41.345
**D	MAINFRANKEN WERTKONZEPT AUSGEWOGEN	0	17.000	17.000
**D	DEKA INVESTMENT GMBH DEKA MSCI EUROPE UC	0	275.789	275.789
**D	DEKA INVESTGMBH RE MSCI EUROPE LC UCITS	0	40.363	40.363

518

Azionisti: 9673  
 Azionisti in proprio: 7  
 Teste: 7  
 Azionisti in delega: 2666

## LISTA ESITO DELLE VOTAZIONE

Oggetto: Determinazione della durata in carica del CdA

## FAVOREVOLI

Badge	Ragione Sociale	Proprio	Delega	Totale
**D	DEKA BASISSTRATEGIE FLEXIBEL	0	31.870	31.870
**D	DEKA INVESTMENT GMBH RE DEKA-BASIS	0	30.000	30.000
**D	DEKA INVEST DEKA EURO STOXX 50 - UCITS	0	3.674.746	3.674.746
**D	DEKA INVESTMENT GMBH RE DEKA-DIVIDEND VA	0	122.500	122.500
**D	DEKA INVESTMENT GMBH RE DEKA-MULTIASSET INCOME	0	78.000	78.000
**D	H.E.S.T. AUSTRALIA LIMITED	0	2.776.522	2.776.522
**D	CONSTRUCTION AND BUILDING UNIONS SUPERAN	0	227.090	227.090
**D	QUEENSLAND LOCAL GOVERNMENT SUPERANNUATI	0	536.283	536.283
**D	SAS TRUSTEE CORPORATION	0	363.716	363.716
**D	SAS TRUSTEE CORPORATION	0	661.807	661.807
**D	UBS GLOBAL ASSET MANAGEMENT LIFE LTD	0	2.089.215	2.089.215
**D	THE BARCLAYS BANK UK RETIREMENT FUND	0	286.966	286.966
**D	GAMMA EMIRATES INVESTMENT L.I.C. EM	0	21.226	21.226
**D	IBM PERSONAL PENSION PLAN TRUST	0	700.140	700.140
**D	BELEGINGSFONDS BELCENA	0	174.800	174.800
**D	CHINA LIFE INSURANCE (GROUP) COMPANY	0	77.721	77.721
**D	TELSTRA SUPERANNUATION SCHEME	0	779.040	779.040
**D	VANGUARD INTERNATIONAL SHARE INDEX FUND	0	121.063	121.063
**D	BLACKROCK SCREEN WHOLE INDEXED INT EQ FD	0	14.053	14.053
**D	VANGUARD GLOBAL QUANTITATIVE EQUITY FUND	0	17.442	17.442
**D	VARIABLE PORTFOLIO - LAZARD INTERNATIONAL EQUITY ADVANTAGE FUND	0	871.774	871.774
**D	ANZ ETFs EURO STOXX 50 ETF	0	8.122	8.122
**D	BT SUSTAINABLE INTERNATIONAL SHARE FUND	0	52.278	52.278
**D	TELSTRA SUPERANNUATION SCHEME	0	1.129.925	1.129.925
**D	ACCIDENT COMPENSATION CORPORATION	0	564.196	564.196
**D	CHINA LIFE INSURANCE COMPANY LIMITED	0	594.300	594.300
**D	THE BARCLAYS BANK UK RETIREMENT FUND	0	159.128	159.128
**D	BANCO CENTRAL DE TIMOR EST	0	1.180.132	1.180.132
**D	CONNECTICUT GENERAL LIFE INSURANCE COMPA	0	85.824	85.824
**D	BANCO CENTRAL DE TIMOR-LESTE (BCTLL)	0	494.870	494.870
**D	THE BOEING COMPANY EMPLOYEE RETIREMENT P	0	2.393.300	2.393.300
**D	JP MORGAN FUND ICVC- JPM GLOBAL MACRO OP	0	6.444.714	6.444.714
**D	BOMBARDIER TRUST U.S. MASTER TRUST	0	273.086	273.086
**D	RETIREMENT PLAN FOR EMPLOYEES OF AETNA I	0	780.300	780.300
**D	SCHRODER GLOBAL DYNAMIC BLEND FUND	0	190.930	190.930
**D	DEKA INVEST GMBH RE A-VSA-FONDS	0	48.396	48.396
**D	THE BOEING COMPANY EMPLOYEE RETIREMENT P	0	1.530.106	1.530.106
**D	BRUNEL SHELL RETIREMENT BENEFIT FUND	0	82.108	82.108
**D	DEKA INVESTMENT MBH RE PKEMF	0	58.150	58.150
**D	DEKA MBH RE SPK-GOLDMUEENZE-SARASIN	0	51.588	51.588
**D	HARTFORD LIFE INSURANCE COMPANY	0	278.385	278.385
**D	ROCKEFELLER & CO., INC	0	310.918	310.918
**D	CHINATRUST COMMERCIAL BANK LTD. AS	0	75.796	75.796

Azionisti:  
Azionisti in proprio:Teste:  
Azionisti in delega:15  
2666

LISTA ESITO DELLE VOTAZIONE

Oggetto: Determinazione della durata in carica del CdA

FAVOREVOLI

Badge	Regione Sociale	Proprio	Delega	Totale
**D	SCRODER GLOBAL ACTIVE VALUE FUND	0	64.608	64.608
**D	ALTRIA CLIENT SERVICES MASTER RETIREMENT TRUST	0	206.900	206.900
**D	AXA OFFSHORE MULTIMANAGER FUNDS TRUST -	0	5.390	5.390
**D	JPM CHASE BANK - PB - UK CORPORATIONS	0	80.179	80.179
**D	JF MORGAN CHASE RETIREMENT PLAN	0	993.089	993.089
**D	SCRODER GLOBAL ENHANCED INDEX FUND	0	1.360.781	1.360.781
**D	UNIVERSITY OF HONG KONG STAFF TERMINAL B	0	19.442	19.442
**D	JPMORGAN CHASE BANK N.A.	0	8.248	8.248
**D	JPMORGAN CHASE BANK N.A.	0	26.534	26.534
**D	JPMORGAN INTERNATIONAL VALUE FUND	0	2.970.145	2.970.145
**D	BLACKROCK FISSION INDEXED INTL EQUITY FD	0	206.321	206.321
**D	ANZ WHOLESALE INTERN.SHARE NO. 1 FUND	0	22.888	22.888
**D	JPMORGAN INTERNATIONAL OPPORTUNITIES FUN	0	8.723.957	8.723.957
**D	BT INTERNATIONAL FUND	0	226.472	226.472
**D	BT EUROPEAN GROWTH FUND	0	257.884	257.884
**D	JPMORGAN INTREPID INTERNATIONAL FUND	0	3.332.148	3.332.148
**D	BT INSTITUTIONAL CORE GLOBAL SHARE SECTO	0	248.094	248.094
**D	QANTAS SUPERANNUATION PLAN	0	97.302	97.302
**D	MTBJ DAIDO LIFE FOREIGN EQUITY MOTHER FD	0	12.059	12.059
**D	BLACKROCK WHOLESALE INDEXED INTERNATIONAL	0	542.834	542.834
**D	VANGUARD INTERNATIONAL SHARE INDEX FUND	0	2.040.574	2.040.574
**D	CAPITAL WORLD GROWTH & INCOME FUND INC	0	26.073.247	26.073.247
**D	THE INCOME FUND OF AMERICA INC	0	14.584.600	14.584.600
**D	AXA EQUITABLE LIFE INSURANCE CO	0	89.511	89.511
**D	BT INSTITUTIONAL INTERNATIONAL SHARE INT	0	670.718	670.718
**D	BT WHOLESALE CORE HEDGED GLOBAL SHARE FU	0	32.123	32.123
**D	SUPER FUNDS MANAG CORP SOUTH AUSTRALIA	0	453.000	453.000
**D	COMMINGLED PENSTON TRUST FUND (INTERPID INTERNATIONAL) OF JPMORGAN CHASE BANK	0	1.263.892	1.263.892
**D	SUPERANNUATION FUNDS MANAGEMENT CORPORATION OF SOUTH AUSTRALIA	0	483.643	483.643
**D	AUSCOAL SUPERANNUATION FUND	0	329.300	329.300
**D	INTERNATIONAL GROWTH AND INCOME FUND	0	23.080.500	23.080.500
**D	BLACKROCK INTERNATIONAL ALPHA TILTS FUND	0	401.655	401.655
**D	CARBON AWARE INTERNATIONAL SHARES FUND	0	22.534	22.534
**D	WSSP INTERNATIONAL EQUITIES TRUST	0	164.475	164.475
**D	BLACKROCK INDEXED ALL-COUNTRY EQUITY FUN	0	37.837	37.837
**D	ONEPATH GLOBAL SHARES LARGE CAP UNHEDGED	0	745.395	745.395
**D	EUROPACIFIC GROWTH FUND	0	78.250.000	78.250.000
**D	CAPITAL INCOME BUILDER INC	0	31.752.779	31.752.779
**D	ANZ WHOLESALE INTERNATIONAL SHARE NO. 3	0	420.300	420.300
**D	UBS (US) GROUP TRUST	0	274.548	274.548
**D	OPTIMIX WHOLESALE GLOBAL SHARE TRUST	0	202.600	202.600
**D	LUCRF PTY LTD FOR THE LABOUR UNION CO-O	0	52.429	52.429
**D	ADVANCE INTERNATIONAL SHARE INDEX FUND	0	399.318	399.318

520

LISTA ESITO DELLE VOTAZIONE

Oggetto: Determinazione della durata in carica del CdA

FAVOREVOLI

Badge	Ragione Sociale	Proprio	Delega	Totale
**D	SUPERANNATION FUNDS MANAGEMENT CORPORATION OF SOUTH AUSTRALIA	0	68.855	68.855
**D	JPMORGAN FUND II ICVC - JPM BALANCED MAN	0	21.094	21.094
**D	UBS ASSET MANAGEMENT LIFE LTD	0	82.919	82.919
**D	WESTMINSTER ATE ARTEMIS GLOBAL GROWTH F	0	1.384.000	1.384.000
**D	JPM MULTI-ASSET INCOME FUND	0	103.197	103.197
**D	JPMORGAN FUND ICVC - JPM CAUTIOUS MANAG	0	626.321	626.321
**D	SOUTHERN COMPANY SYSTEM MASTER RETIREMEN	0	2.150.750	2.150.750
**D	ARMSTRONG WORLD INDUSTRIES INC MASTER TR	0	68.741	68.741
**D	RETIREMENT INCOME PLAN OF SAUDI ARABIAN	0	142.939	142.939
**D	FLEXSHARES STOXX GLOBAL ESG IMPACT INDEX	0	2.348	2.348
**D	ASPIRIANT RISK MANAGED GLOBAL EQUITY FUND	0	3.971	3.971
**D	MINISTRY OF STRATEGY AND FINANCE	0	29.883	29.883
**D	MINISTRY OF STRATEGY AND FINANCE	0	3.593.583	3.593.583
**D	RETIREMENT INCOME PLAN OF SAUDI ARABIAN OIL COMPANY	0	96.300	96.300
**D	RETIREMENT INCOME PLAN OF SAUDI ARABIAN OIL COMPANY	0	36.679	36.679
**D	RETIREMENT INCOME PLAN OF SAUDI ARABIAN OIL COMPANY	0	215.721	215.721
**D	JNL-S&P INTERNATIONAL 5 FUND	0	470.433	470.433
**D	SBC MASTER PENSION TRUST	0	3.228.860	3.228.860
**D	FLEXSHARES STOXX GLOBAL BROAD INFRASTRUC	0	398.451	398.451
**D	AQR FUNDS - AQR INTERNATIONAL MULTI-STYLE FUND CORPORATION SERVICE COMPANY	0	274.482	274.482
**D	T ROWE PRICE INTERNATIONAL EQUITY INDEX	0	675.971	675.971
**D	EQ ADVISORS TRUST: EQ/FUTNAM INTERNA	0	1.451.111	1.451.111
**D	JNL/BLACKROCK GLOBAL ALLOCATION FUND	0	24.723.312	24.723.312
**D	MFS UTILITIES FUND	0	89.661	89.661
**D	AQR FUNDS - AQR INTERNATIONAL DEFENSIVE EQUITY FUND CORPORATION SERVICE COMPANY	0	302.818	302.818
**D	SBC MASTER PENSION TRUST SBC MASTER PENSION TRUST 208	0	1.170.475	1.170.475
**D	NVIT INTERNATIONAL INDEX FUND	0	333.385	333.385
**D	FLEXSHARES MORNINGSTAR DEVELOPED MARKETS	0	1.133.749	1.133.749
**D	JNL/MELLON CAPITAL INTNAL INDEX FUND	0	850.658	850.658
**D	EQ ADVISORS TST - ATM INTERNATIONAL MANA	0	95.215	95.215
**D	EQ ADVISORS TRUST - AXA TEMPLETON GLOBAL	0	385.295	385.295
**D	EQ ADVISORS TRUST-AXA GLOBAL EQ MANAGED	0	1.968.658	1.968.658
**D	NVIT MULTI-MANAGER INTERNATIONAL VALUE F	0	483.754	483.754
**D	EQ ADV. TRUST AXA INTL.CORE MANAGED VOLA	0	281.005	281.005
**D	AQR INTERNATIONAL EQUITY FUND	0	57.379	57.379
**D	AQR GLOBAL EQUITY FUND	0	2.218.200	2.218.200
**D	JNL/BROOKFIELD GLOBAL INFRASTRUCTURE FUND	0	9.323	9.323
**D	AQR FUNDS AQR TAX-MANAGED INTL MOMENTUM	0	396.800	396.800
**D	REYNOLDS AMERICAN DEFINED BENEFIT MASTER	0	206.497	206.497
**D	FUNDACAO CALOUSTE GULBENKIAN	0	2.144.571	2.144.571
**D	FIDELITY CENTRAL INVESTMENT PORTFOLIOS L	0	406.618	406.618
**D	GOLDMAN SACHS TRUST - GOLDMAN SACHS DYNAMIC ALLOCATION FUND	0	406.618	406.618
**D	GOLDMAN SACHS TRUST-G.S.INTL.TAX MANAGED	0	3.267.978	3.267.978
**D	GOLDMAN SACHS TRUST- GOLDMAN SACHS INTER	0	233.525	233.525

521


Azionisti: 2673 7  
 Azionisti in proprio: 2666 7  
 Teste: 15  
 Azionisti in delega: 2666 7

LISTA ESITO DELLE VOTAZIONE

Oggetto: Determinazione della durata in carica del Cda

FAVOREVOLI

Badge	Ragione Sociale	Proprio	Delega	Totale
**D	GOLDMAN SACHS STRATEGIC INTERNATIONAL EQ	0	599.820	599.820
**D	PETERCAM B FUND	0	70.000	70.000
**D	THE MASTER TRUST BANK OF JAPAN LTD	0	9.812.150	9.812.150
**D	THE MASTER TRUST BANK OF JAPAN LTD	0	8.354.295	8.354.295
**D	THE MASTER TRUST BANK OF JAPAN, LTD AS TRUSTEE FOR MUTB400045796	0	9.952.576	9.952.576
**D	JPMORGAN LIFE LIMITED	0	84.259	84.259
**D	JPMORGAN LIFE LIMITED	0	30.140	30.140
**D	SANLAM LIFE AND PENSIONS UK LIMITED	0	342.714	342.714
**D	STICHTING SHELL PENSIOENFONDS	0	2.769.674	2.769.674
**D	SHELL PENSIONS TRUST LIMITED AS TRUSTEE OF SHELL CONTRIBUTORY PENSION FUND	0	1.572.238	1.572.238
**D	TFL PENSION FUND	0	2.710.456	2.710.456
**D	PLUMBING & MECHANICAL SERV (UK) INDUSTRY	0	26.588	26.588
**D	SOMERSET COUNTY COUNCIL PENSION FUND	0	220.482	220.482
**D	STICHTING ALGEMEEN PENSIOENFONDS PROVIDU	0	101.800	101.800
**D	THE MASTER TRUST BANK OF JAPAN, LTD. AS TRUSTEE FOR MUTB400045792	0	8.402.055	8.402.055
**D	VANGUARD TOTAL INTERNATIONAL STOCK INDEX	0	93.434.868	93.434.868
**D	MASTER TRUST BANK OF JAPAN, LTD. PENSION	0	9.676.019	9.676.019
**D	THE MASTER TRUST BANK OF JAPAN LTD	0	9.803.313	9.803.313
**D	VANGUARD FID COMPANY EUROPEAN STOCK INDE	0	430.918	430.918
**D	GOVERNMENT SUPERANNUATION FUND	0	1.482.312	1.482.312
**D	DEKA INVEST RE VSINVESTMENT GOCH-FONDS	0	150.000	150.000
**D	DEKA INVEST RE DEKA TRUST BALANCED-FONDS	0	170.929	170.929
**D	DEKA A-DIM-WETZLAR-FONDS	0	36.096	36.096
**D	DEKA A-DIM-WETZLAR-BALANCED-FONDS	0	27.900	27.900
**D	DEKA INVESTMENT GMBH RE SAPHIR-FONDS	0	21.100	21.100
**D	DEKA FUNDMASTER INVESTMENTGESELLSCHAFT M	0	17.913	17.913
**D	A-DOR-FONDS	0	79.227	79.227
**D	DEKA INVESTMENT GMBH RE DOHAMUN-FONDS DER IHK ZU DORTMUND	0	5.650	5.650
**D	DEKA INVESTMENT GMBH RE AWB-ES-FONDS	0	14.525	14.525
**D	DEKA INVEST GMBH DRUPA-FONDS	0	8.889	8.889
**D	DEKA INVESTMENT GMBH RE PFROENDE INVEST	0	9.544	9.544
**D	DEKA INVESTMENT GMBH RE DBU SARASIN GLOB	0	127.696	127.696
**D	DEKA INVEST RE DEKA-ZMV-FONDS	0	31.500	31.500
**D	DEKA INVEST REGIONALE-WUPPERTAL-FONDS	0	18.629	18.629
**D	DEKA INVEST REGIONALE-WUPPERTAL-FONDS	0	26.479	26.479
**D	DEKA INVEST GMBH RE DEKA-KSG-FONDS	0	10.560	10.560
**D	DEKA INVEST MAULBRONN-STROMBERG-FONDS	0	19.836	19.836
**D	DEKA INVEST RE KOMMUNAL-TUT-BALANCED -FO	0	42.550	42.550
**D	DEKA INVESTMENT GMBH RE VER 03-FONDS	0	10.468	10.468
**D	KIRCHHEIM UNTER TECK FONDS	0	8.000	8.000
**D	DEKA INVEST GMBH RE BODENSEE-FONDS	0	7.000	7.000
**D	DEKA INVESTMENT GMBH RE DEKA-ER 20	0	11.611	11.611
**D	DEKA INVEST. GMBH RE A-KLB-MASTERFONDS	0	686.300	686.300

Azionisti:  2673 Teste: 15  
 Azionisti in proprio: 7 Azionisti in delega: 2666

522



LISTA ESITO DELLE VOTAZIONE  
 Oggetto: Determinazione della durata in carica del Cda

FAVOREVOLI

Badge	Ragione Sociale	Proprio	Delega	Totale
**D	DEKA INVEST RE PRIVAT VORSORGE AS-FONDS	0	320.000	320.000
**D	DEKA INVESTMENT GMBH RE PRODEKA	0	284.000	284.000
**D	DEKA INVEST GMBH RE AGR DENA I	0	50.031	50.031
**D	DEKA INVEST GMBH RE DEKA-CUX-ICR-FONDS	0	20.000	20.000
**D	DEKA INVESTMENT GMBH RE A-KSK FULDA-FOND	0	55.000	55.000
**D	DEKA INVESTMENT GMBH RE MFR-MASTERFONDS	0	116.306	116.306
**D	DEKA INV RE MKG DEUTSCHLAND BALANCE	0	4.300	4.300
**D	DEKA INVEST GMBH RE A-HAM-FONDS	0	39.399	39.399
**D	DEKA INVESTMENT GMBH TRIAMON-FONDS AKTIE	0	46.981	46.981
**D	DEKA INVEST. A-NORDHAUSEN 2-FONDS	0	60.300	60.300
**D	DEKA INVESTMENT GMBH RE S BROKER 1 FONDS	0	43.000	43.000
**D	DEKA INV. GMBH RE A-GOLDENE AUE-FONDS	0	75.000	75.000
**D	DEKA INVESTMENT GMBH RE A-SKGO-FONDS	0	20.000	20.000
**D	DEKA INVESTMENT GMBH RE LANDSBERG-FONDS	0	43.400	43.400
**D	DEKA INVESTMENT GMBH RE A-ASD-FONDS	0	26.600	26.600
**D	DEKA INVESTMENT GMBH RE A-AMISIA-FONDS	0	85.000	85.000
**D	DEKA INVESTMENT GMBH RE A-AMISIA-FONDS	0	96.816	96.816
**D	DEKA INVESTMENT GMBH RE GRAF ENGELBERT I	0	20.000	20.000
**D	DEKA INVESTMENT GMBH RE TUT-MASTERFONDS	0	24.000	24.000
**D	DEKA A-BAD HERSFELD-FONDS	0	13.950	13.950
**D	DEKA INVESTMENT GMBH RE A WITTRING LCR FONDS	0	214.211	214.211
**D	DEKA INVESTMENT GMBH RE DEKA VALUE PLUS	0	100.347	100.347
**D	RAGS-FUNDMASTER	0	1.367.405	1.367.405
**D	KAPITALFORENINGEN PENSAM INVEST PSI 30 EUROPAEISKE AKTIER	0	44.760	44.760
**D	KAPITALFORENINGEN PENSAM INVEST PSI	0	22.521	22.521
**D	DEAM FONDS VVK 2	0	178.122	178.122
**D	DEAM-FONDS MMII DEUT ASSET MAN INV	0	602.914	602.914
**D	ALLIANZGI-FONDS DSFT	0	141.870	141.870
**D	UKA-FONDS	0	184.862	184.862
**D	SCHRODER DIVERSIFIED GROWTH FUND	0	325.174	325.174
**D	THE MASTER TRUST BANK OF JAPAN LTD	0	1.439.557	1.439.557
**D	BUREAU OF LABOR FUNDS- LABOR PENSION FUND	0	966.239	966.239
**D	BUREAU OF LABOR FUNDS-LABOR INSURANCE FUND	0	80.895	80.895
**D	BUREAU OF LABOR FUNDS-LABOR INSURANCE FUND	0	853.299	853.299
**D	NATIONWIDE INTERNATIONAL INDEX FUND	0	1.385.753	1.385.753
**D	STICHTING ASR BEWAARDER	0	384.708	384.708
**D	JPMORGAN EUROPEAN INVESTMENT TRUST PLC	0	177.387	177.387
**D	KAPITALFORENINGEN ISTITUTIONEL INVESTOR EUROPAEISKE AKTIER	0	393.450	393.450
**D	PENSIONSKASSEN FOR BORNE-OG UNGDOMS	0	345.106	345.106
**D	STATE OF WYOMING	0	1.596.246	1.596.246
**D	TRUST AND CUSTODY SERVICED BANK LIMITED	0	68.000	68.000
**D	DEKA INV RE HASPA POTENZ GERMANY NONAIF	0	277.360	277.360
**D	DEKA INTL S.A GLOBALE AKTIEN LOWRISK	0	24.010	24.010
**D	INTERNATIONAL FUND MANAGEMENT S.A.	0		

523



LISTA ESITO DELLE VOTAZIONE

Oggetto: Determinazione della durata in carica del CdA

FAVOREVOLI

Badge	Ragione Sociale	Proprio	Delega	Totale
**D	DEKA INTERNATIONAL S.A. RE DEKA-EUROSTOC	0	2.613.821	2.613.821
**D	DEKA INTERNATIONAL S.A RE DEKA-EURO FAGARANT	0	620.303	620.303
**D	DEKA INTERNATIONAL S.A. RE DEKA PRIVATE	0	4.600	4.600
**D	DEKA INTERNATIONAL S.A RE DEKALUX-EUROPA	0	580.000	580.000
**D	DEKA INTERNATIONAL S.A. RE DEKA-EUROPAVA	0	183.800	183.800
**D	INTERNATIONAL FUND MANAGEMENT S.A. RE IF	0	3.170.000	3.170.000
**D	INTERNATIONAL FUND MANAGEMENT S.A. RE IFM	0	520.000	520.000
**D	EQ ADV TRUST EQ/INT. EQ. INDEX PORTFOLIO	0	2.088.879	2.088.879
**D	EQ-ADVISORS TRUST-AXA/AB DYNAMIC GROWTH	0	326.760	326.760
**D	EQ ADVISORS TRUST-AXA INTL.MANAGED VOLAT	0	1.101.126	1.101.126
**D	BOLLERMAKERS NATIONAL ANNUITY TRUST	0	79.378	79.378
**D	VANTAGE TRUST III MASTER COLLECTIVE INVES	0	3.039.866	3.039.866
**D	THE MASTER TRUST BANK OF JAPAN LTD	0	166.988	166.988
**D	STICHTING PENSIOENFONDS VOOR HUISARTSEN	0	478.380	478.380
**D	THE MASTER TRUST BANK OF JAPAN	0	170.266	170.266
**D	BUREAU OF LABOR FUNDS-LABOR INSURANCE FUND	0	208.295	208.295
**D	BUREAU OF LABOR FUNDS -- LABOR RETIREMENT FUND	0	54.304	54.304
**D	BUREAU OF LABOR FUNDS - LABOR RETIREMENT	0	18.597	18.597
**D	MISSOURI EDUCATION PENSION TRUST	0	695.708	695.708
**D	NEW YORK STATE COMMON RETIREMENT FUND	0	7.280.566	7.280.566
**D	ALLIANZ BEST STYLES GLOBAL AC EQUITY FUN	0	78.074	78.074
**D	FIDELITY INVESTMENT FUNDS - FIDELITY	0	388.919	388.919
**D	SCHRODER QEP GLOBAL CORE FUND	0	893.142	893.142
**D	SCHRODER QEP GLOBAL ACTIVE VALUE FUND	0	411.865	411.865
**D	FIDELITY INVESTMENT FUNDS - FIDELITY MONEYBUILDER WORLD INDEX FUND	0	109.309	109.309
**D	MASTER TRUST FOR NATIONAL PENSION FD	0	96.828	96.828
**D	THE MASTER TRUST BANK OF JAPAN LTD	0	155.632	155.632
**D	TRUST AND CUSTODY SERVICED BANK LIMITED	0	67.021	67.021
**D	COLUMBIA CAPITAL ALLOCAT.MODERATE CONSER	0	36.108	36.108
**D	COLUMBIA CAPITAL ALLOCATION AGGRESSIVE P	0	40.290	40.290
**D	COLUMBIA CAPITAL ALLOCATION CONSERVATIVE	0	23.622	23.622
**D	JPMORGAN INSURANCE TRUST GLOBAL ALLOCATI	0	17.304	17.304
**D	JPMORGAN DIVERSIFIED FUND	0	290.499	290.499
**D	JPMORGAN INCOME BUILDER FUND	0	1.422.428	1.422.428
**D	COMMINGLED PEN TR FD INTL (RES.ENHAN.IND)	0	80.830	80.830
**D	COMMINGLED PENSION TR FUN INT OPPORTUNIT	0	4.407.658	4.407.658
**D	JPMORGAN INTERNAT.RESEARCH ENHANCED EQUI	0	2.413.502	2.413.502
**D	MFS GLOBAL ALTERNATIVE STRATEGY FUND	0	29.398	29.398
**D	JPMORGAN GLOBAL ALLOCATION FUND	0	524.701	524.701
**D	JPMORGAN GLOBAL RESEARCH ENHANCED INDEX FUND	0	3.225.979	3.225.979
**D	MFS INTERNATIONAL RESEARCH EQUITY LLC	0	90.232	90.232
**D	PROVEDA GLOBAL EQUITY, LP	0	3.936	3.936
**D	MWA PRAXIS INTERNATIONAL INDEX FUND	0	86.564	86.564

Azionisti: 2673 Teste: 15  
 Azionisti in proprio: 7 Azionisti in delega: 2666

524

LISTA ESITO DELLE VOTAZIONE  
 Oggetto: Determinazione della durata in carica del CdA

FAVOREVOLI

Badge	Ragione Sociale	Proprio	Delega	Totale
**D	NEW MEXICO STATE INVESTMENT COUNCIL	0	550.878	550.878
**D	JPMORGAN DIVERSIFIED REAL RETURN FUND	0	23.959	23.959
**D	OWENS CORNING DEFINED BENEFIT MAS TR	0	95.760	95.760
**D	VERMONT PENSION INVESTMENT COMMITTEE	0	762.716	762.716
**D	DELTA MASTER TRUST	0	103.349	103.349
**D	RETIREMENT PLAN FOR EMPLOYEES OF AETNA I	0	43.817	43.817
**D	KATHERINE C. MOORE CHARITABLE LEAD ANNUITY TRUST II	0	6.060	6.060
**D	JPMORGAN DIVERS RETURN EU EQUIT ETF	0	26.120	26.120
**D	PROSHARES HEDGED FTSE EUROPE ETF	0	3.668	3.668
**D	O-SHARES FTSE EUROPE QUALITY DIVIDEND ET	0	54.810	54.810
**D	DUKE ENERGY RETIREMENT SAVINGS PLAN	0	396.100	396.100
**D	THE KATHERINE MOORE REVOCABLE TRUST	0	15.133	15.133
**D	OPPENHEIMER MACQUARIE GLOBAL INFRASTRUCR	0	57.795	57.795
**D	MULTI-MAN DIRECT ALTERNATIVE STRATE FUND	0	171.889	171.889
**D	VALEO NORTH AMERICA, INC. MASTER PENSION	0	65.067	65.067
**D	FIDELITY INVESTMENTS MONEY MANAGEMENT INC	0	8.517	8.517
**D	SCHRODER GLOBAL MULTI-CAP VALUE PORTFOLIO L.P	0	24.270	24.270
**D	NEW MEXICO STATE INVESTMENT COUNCIL	0	1.121.765	1.121.765
**D	JAB CONSOLIDATED LTD	0	1.426	1.426
**D	JFB I LTD	0	1.345	1.345
**D	FM KIRBY DTD TRUST 1/3/75 FBO JEFFERSON W KIRBY	0	6.506	6.506
**D	FM KIRBY TRUST DTD 1/3/75 FBO S DILLARD KIRBY	0	8.853	8.853
**D	F.M.KIRBY TRUST DATED 1/3/75 FBO FRED M. KIRBY III	0	6.505	6.505
**D	UBS FTSE RAFI DEVELOPED 1000 INDEX FUND	0	304.555	304.555
**D	LA CAISSE COMMUNE DES COMMISSIONS DES REGIMES DES EMPLOYES MANUELS DE LA VILLE DE MONTREAL	0	99.894	99.894
**D	THE PHASE INVESTMENT FUND	0	65.696	65.696
**D	LABORERS PENSION FUND OF WESTERN CANADA	0	136.800	136.800
**D	AURION INTERNATIONAL DAILY EQUITY FD	0	38.574	38.574
**D	SHELL CANADA 2007 PENSION TRUST	0	205.878	205.878
**D	SUN LIFE MFS LOW VOLATILTY INTERNATION	0	119.297	119.297
**D	BENTON INVESTMENT FUND	0	82.970	82.970
**D	MANULIFE ASSET MANAGEMENT GLOBAL FUND	0	801.495	801.495
**D	MANULIFE GLOBAL DIVIDEND GROWTH FUND	0	770.293	770.293
**D	THE BOMBARDIER TRUST (UK)	0	1.604.605	1.604.605
**D	BOMBARDIER TRUST(CANADA) GLOBAL EQUIT FU	0	443.880	443.880
**D	BOMBARDIER TRUST (CANADA) REAL RETURN AS	0	1.109.026	1.109.026
**D	BROOKFIELD GLOBAL INFRASTRUCTURE SECURIT	0	340.600	340.600
**D	BROOKFIELD GLOBAL LISTED INFRASTRUCTURE	0	827.900	827.900
**D	DOFASCO EMPLOYEES SAV & PRO SHARING FUND	0	55.424	55.424
**D	ARCELORMITTAL DOFASCO INC HYBRID PLAN	0	238.697	238.697
**D	EL FINANCIAL CORPORATION LIMITED	0	159.800	159.800
**D	EL FINANCIAL CORPORATION LIMITED	0	445.000	445.000
**D	ELECTRICAL INDUSTRY PENS TR FUND ALBERTA	0	75.200	75.200

525

Azionisti: 2673 Teste: 15  
 Azionisti in proprio: 7 Azionisti in delega: 2666

## LISTA ESITO DELLE VOTAZIONE

Oggetto: Determinazione della durata in carica del Cda

## FAVOREVOLI

Badge	Regione Sociale	Proprio	Delega	Totale
**D	FU715 FONDS INDUSTRIELLE ALLIANCE	0	75.939	75.939
**D	PERPETUAL ECONOMIC DIVERSIF. GLOBAL EQUI	0	94.760	94.760
**D	CUSTOM PORTFOLIO SOLUTIONS GLOBAL MAN T	0	5.247	5.247
**D	MACQUARIE GLOBAL INFRASTRUCTURE INCOME F	0	88.367	88.367
**D	REGIME DE RETRAITE D HYDRO QUEBEC	0	615.700	615.700
**D	PERPETUAL PRIVATE INTERNAT SHARE FUND	0	569.700	569.700
**D	PAVILLON INTERNAT FOCUSED EQUITY POOL	0	73.800	73.800
**D	MANULIFE INTERNATIONAL EQUITY INDEX FUND	0	33.427	33.427
**D	MANULIFE INVESTMENT EXCHANGE FUND CORP	0	252.000	252.000
**D	MANULIFE GLOBAL INFRASTRUCTURE FUND	0	724.900	724.900
**D	MANULIFE SOBREYS GLOBAL EQUITY FUND UT	0	341.400	341.400
**D	MANULIFE GLOBAL ENHANCED EQUITY FUND AQR	0	3.175	3.175
**D	MFS GLOBAL RESEARCH FUND	0	805.248	805.248
**D	MFS CANADIAN EQUITY PLUS FUND	0	14.229	14.229
**D	ASSOCIATION BIENF RETR POL VILLE MONTREA	0	86.200	86.200
**D	NATWEST DEP SW SVSTPI IBI GS C	0	318.480	318.480
**D	PACIFIC SALMON COMMISSION LSV	0	94.300	94.300
**D	ALDER INVESTMENT FUND	0	129.279	129.279
**D	NORFOLK PENSION FUND	0	1.146.240	1.146.240
**D	M AND S WORLDWIDE MANAGED FUND WORL	0	350.434	350.434
**D	SOUTH YORKSHIRE PENSIONS AUTHORITY	0	1.270.000	1.270.000
**D	WEST MIDLANDS METROPOLITAN AUT PENS FD	0	1.942.000	1.942.000
**D	WEST YORKSHIRE PENSION FUND	0	1.750.000	1.750.000
**D	CITY E COUNTY OF SWANSEA PENSION FUND	0	277.472	277.472
**D	HENDERSON INTERNATIONAL INCOME TRUST PLC	0	891.500	891.500
**D	RBC PENSION SCHEME	0	1.268.300	1.268.300
**D	NATIONAL GRID UK PENSION SCHEME	0	1.622.846	1.622.846
**D	PHOENIX UNIT TRUST MANAGERS EURO	0	262.486	262.486
**D	PHOENIX UNIT TRUST MANAGERS BOTHWELL EUROPE FUND	0	4.438.396	4.438.396
**D	DE SHAW VALUE ALL COUNTRY ALPHA EXTENSION FUND	0	242.487	242.487
**D	KBI GLOBAL RESOURCES SOLUTIONS CIT	0	36.246	36.246
**D	JPMORGAN MULTI BALANCED FUND	0	201.595	201.595
**D	DPAM CAP B EQU EMU INDEX	0	1.584.964	1.584.964
**D	DPAM DBI-RTD EQUITIES EMU	0	164.339	164.339
**D	DPAM CAP B EQU EUROPE IND	0	587.081	587.081
**D	II EQUITIES EURO	0	535.000	535.000
**D	DPAM CAP B EQU EMU BEH VAL	0	3.000.000	3.000.000
**D	JSS INVESTMENTFONDS	0	1.756.565	1.756.565
**D	SCHWAB INTERNATIONAL INDEX FUND	0	1.918.958	1.918.958
**D	THE MASTER TRUST BANK OF JAPAN LTD	0	132.000	132.000
**D	FIDELITY FUNDS SICAV	0	41.846.119	41.846.119
**D	FIL LIMITED	0	4.342	4.342
**D	JAPAN TRUSTEE SERVICES BANK LTD	0	103.608	103.608

Pagina 20

15  
2666Azionisti: 2673 Teste:  
Azionisti in proprio: 7 Azionisti in delega:

LISTA ESITO DELLE VOTAZIONE

Oggetto: Determinazione della durata in carica del CdA

FAVOREVOLI

Badge	Ragione Sociale	Proprio	Delega	Totale
**D	THE MASTER TRUST BANK OF JAPAN LTD	0	20.510	20.510
**D	SCHWAB FUNDAMENTAL INTER LARGE COMP IN F	0	1.410.149	1.410.149
**D	THE MASTER TRUST BANK OF JAPAN LTD	0	252.000	252.000
**D	HSBC POOLED INVESTMENT FUND, HSEC POOLED EUROPEAN EQUITY FUND	0	7.274.060	7.274.060
**D	SHENPP EURO INDEX SECURITY MASTER INVEST	0	78.057	78.057
**D	AG2R REUNICA PREVOYANCE	0	320.000	320.000
**D	SAINI MARTIN 2	0	1.117.542	1.117.542
**D	BNPP RETRAITE RESPONSABLE 2031 2033	0	62.055	62.055
**D	IRCOM RETRAITE DIVERSIFIE	0	260.000	260.000
**D	FCPE GPE FMC FCE DIV BNP	0	43.857	43.857
**D	FCPE LIMACTIF	0	65.263	65.263
**D	FCPE LESAFFRE EQUILIBRE RESPO AND SOLIDA	0	118.152	118.152
**D	FCPE BMS ACTIONS	0	88.959	88.959
**D	BNP PARIBAS RETRAITE 2025 2027	0	201.655	201.655
**D	FCP BNP PARIBAS ACTIONS EUROLAND	0	906.066	906.066
**D	FCP BNP PARIBAS ACTIONS EUROPE	0	31.976	31.976
**D	FCP NATIO-FONDS COLLINE 1	0	3.794.277	3.794.277
**D	BNP EURO VALEURS DURAB	0	1.186.976	1.186.976
**D	ALM ACT ZONE EUR ISR	0	2.700.000	2.700.000
**D	FCPE SAUR EPARGNE	0	177.502	177.502
**D	FCPE FDS DIVERSIF.TEL. 1	0	35.963	35.963
**D	FCP ALM ACTIONS EURO	0	3.340.000	3.340.000
**D	FCP NF COLLINES INVEST 3	0	2.587.012	2.587.012
**D	BNP PARIBAS RETRAITE	0	67.897	67.897
**D	BNP PARIBAS RETRAITE 75	0	233.183	233.183
**D	BNP PARIBAS RETRAITE 100	0	775.026	775.026
**D	FCPE MULTIPAR EQ. SOC. RES	0	732.543	732.543
**D	FCPE MULTIPAR ACTS SR	0	1.159.314	1.159.314
**D	BNP PARIBAS EUROPE DIV RESPONSABLE	0	1.145.408	1.145.408
**D	MULTIPAR SOLIDAIRES DYNA SR	0	1.652.941	1.652.941
**D	BNP PARIBAS ACT EUR RESP	0	1.904.470	1.904.470
**D	FCP CAMGEST VALEURS EURO	0	567.632	567.632
**D	FCPE HORIZON EP. ACTION	0	54.155	54.155
**D	FCP GERISO	0	19.191	19.191
**D	FCP DIVERS D&O CAMGEST	0	87.621	87.621
**D	FCP LITHIUM	0	899.357	899.357
**D	BNPP RETR RESP 2025 2027	0	73.342	73.342
**D	BNPP RET RESP 2028 2030	0	56.653	56.653
**D	FCPE HARMONY	0	68.937	68.937
**D	CRCFF BNPP AM	0	175.018	175.018
**D	MAIF INVEST RESPO EUROPE	0	388.377	388.377
**D	GROUPAMA GAN VIE	0	632.260	632.260
**D	FCP GROUPAMA FCRI	0	108.752	108.752

527

LISTA ESITO DELLE VOTAZIONI  
 Oggetto: Determinazione della durata in carica del Cda

## FAVOREVOLI

Badge	Ragione Sociale	Proprio	Delega	Totale
**D	FCP PARIS VAL DE LOIRE ACTIONS EURO	0	120.902	120.902
**D	FCP GROUPAMA RHONES ALPES AUVERGNE	0	20.855	20.855
**D	FCP GROUPAMA GRAND EST	0	34.615	34.615
**D	FCP GROUPAMA LOIRE BRETAGNE	0	27.808	27.808
**D	FCPE GERP DEV DUR EQUILIBRE	0	304.000	304.000
**D	FCP GAN FRANCE SELECT	0	91.178	91.178
**D	FCP TA-ITA OBBLIGAZIONI	0	90.865	90.865
**D	FCP GROUPAMA CR GENOVA 1	0	146.039	146.039
**D	FCP GROUPAMA CR ACTIONS EUROS	0	104.143	104.143
**D	FCP GR.NORD EST ACTIONS	0	88.912	88.912
**D	FCP WALLON	0	142.952	142.952
**D	FCP GROUPAMA DEPANDANCE	0	19.536	19.536
**D	FCP GROUPAMA AAEA	0	51.861	51.861
**D	FCP GAN EUROSTRATEGIE	0	104.603	104.603
**D	FCP ASTORG CROISSANCE EMERGING	0	247.666	247.666
**D	FCPE GROUPAM EPARGNE RESPONSABLE PERSPEC	0	360.000	360.000
**D	FCPE GROUPAMA EPARGNE RESPONSABLE	0	355.300	355.300
**D	FCP GROUPAMA LOIRE BRETAGNE 2	0	15.367	15.367
**D	FCP MICHELET UK TUNNEL	0	30.849	30.849
**D	FCP ASTORG FLEXIBLE ALLOCATION	0	186.423	186.423
**D	FCP ASTORG TUNNEL STX	0	534.780	534.780
**D	AGIPI MONDE DURABLE	0	257.829	257.829
**D	FCP AIR FRANCE IFC	0	68.548	68.548
**D	AXA INTERNATIONAL ACTIONS	0	9.000	9.000
**D	FCP AXIVA ACTION 1	0	61.645	61.645
**D	AXA ROSENBERGER INTERNATIONAL	0	246.000	246.000
**D	AXA ROSENBERG EUROLOC	0	2.775.000	2.775.000
**D	FCP SAKKARAH 7	0	172.520	172.520
**D	BARYUM QUANT FCP	0	567.000	567.000
**D	VILLIERS DIVERSIFIE BNP PAM	0	1.831.126	1.831.126
**D	ERAPP ACTION EURO III	0	5.394.694	5.394.694
**D	GA FUND L	0	17.219	17.219
**D	PARVEST	0	696.148	696.148
**D	PARVEST	0	5.748.072	5.748.072
**D	BNP PARIBAS LI	0	563.034	563.034
**D	PARVEST	0	540.386	540.386
**D	PARVEST	0	408.000	408.000
**D	AXA LEBEN AG	0	102.000	102.000
**D	AXA VERSICHERUNGEN AG	0	232.838	232.838
**D	CM EUROPE ACTIONS	0	127.000	127.000
**D	FCP CIC TECHNO COM	0	1.763.359	1.763.359
**D	FCP UNION EUROPE	0	1.361.042	1.361.042
**D	UNION EUROPE VALUE	0	1.132.155	1.132.155
**D	FCP CM ACTIONS EURO	0		

LISTA ESITO DELLE VOTAZIONE  
 Oggetto: Determinazione della durata in carica del Cda

## FAVOREVOLI

Badge	Ragione Sociale	Proprio	Delega	Totale
**D	FCP UNION LONG SHORT EUROPE	0	104.989	104.989
**D	UNIVERSE THE CMI GLOBAL NETWORK FUND	0	1.082.903	1.082.903
**D	JO HAMBRO CAPITAL MANAGEMENT UMBRELLA FU	0	2.451.255	2.451.255
**D	CAPITAL GROUP ABSOLUTE INCOME GROWER COM	0	257.492	257.492
**D	CAPITAL GUARDIAN ALL COUNTRY WORLD EQUITY FUND FOR TAX - EXEMPT TRUSTS	0	7.750	7.750
**D	FQ ESSENTIAL BETA FUND LTD	0	72.882	72.882
**D	CAPITAL GROUP EMPLOYEE BENEFIT INV.TRUST	0	1.177.079	1.177.079
**D	CAPITAL INTERNATIONAL WORLD EQUITY	0	47.367	47.367
**D	STATE FARM MUTUAL AUTOMOBILE INS.CO	0	93.148	93.148
**D	EQ ADVISORS TRUST - AXA SMARTBETA EQUITY	0	3.000	3.000
**D	PUBLIC EMPLOYEES RETIREMENT SYSTEM OF OH	0	3.755.946	3.755.946
**D	AVIVA LIFE & PENSIONS UK LIMITED	0	1.040.358	1.040.358
**D	GREATER MANCHESTER PENSION FUND	0	735.817	735.817
**D	LINCOLNSHIRE COUNTY COUNCIL PENSION FUND	0	171.408	171.408
**D	UNIVERSITIES SUPERANNUATION SCHEME	0	17.799.691	17.799.691
**D	AVIVA LIFE AND PENSIONS UK LIMITED	0	3.512.672	3.512.672
**D	NEW YORK STATE COMMON RETIREMENT FUND	0	467.446	467.446
**D	AXA ROSENBERG EUROPEAN FUND	0	105.000	105.000
**D	AXA ROSENBERG GLOBAL FUND	0	489.000	489.000
**D	FIDELITY INSTITUTIONAL PAN EUROPEAN FUND	0	422.650	422.650
**D	SPATE FARM INSURANCE CO EMPLO.RET TS	0	129.685	129.685
**D	1290 FUNDS - 1290 SMARTBETA EQUITY FUND	0	3.000	3.000
**D	CAPITAL GUARDIAN INTERNATIONAL (NON US) EQUITY FUND FOR TAX EXEMPT TRUSTS	0	185.904	185.904
**D	NBIMC EAFE EQUITY INDEX FUND - CLASS N	0	30.500	30.500
**D	AXA INSURANCE UK PLC	0	222.603	222.603
**D	AXA INSURANCE LIMITED	0	42.000	42.000
**D	FTSE ALL WORLD INDEX FUND	0	705.000	705.000
**D	FRIENDS LIFE LIMITED	0	494.560	494.560
**D	CENTRAL FINANCE BOARD METHODIST CHURCH	0	1.680.741	1.680.741
**D	FLF STRATEGIC GLOBAL EQUITY FUND	0	46.000	46.000
**D	REASSURE LIMITED	0	247.618	247.618
**D	HSBC EUROPEAN INDEX FUND	0	269.678	269.678
**D	FRIENDS LIFE AND PENSIONS LIMITED	0	1.476.059	1.476.059
**D	AXA GLOBAL DISTRIBUTION FUND	0	122.121	122.121
**D	HSBC INSTITUTIONAL TRUST SERVICES	0	111.000	111.000
**D	HSBC ETFS PLC	0	343.554	343.554
**D	HSBC GLOBAL INVESTMENT FUNDS	0	455.762	455.762
**D	HSBC GLOBAL INVESTMENT FUNDS EUROPEAN EQ	0	533.680	533.680
**D	HSBC GLOBAL INVESTMENT FUNDS	0	452.429	452.429
**D	SEI SYSTEMATIC FIN MGMT MSTR	0	79.903	79.903
**D	LOMBARD ODIER FUNDS (SWITZERLAND) SA I3D	0	79.300	79.300
**D	TRUST E CUSTODY SERVICES BANK LTD	0	976.801	976.801
**D		0	1.151.702	1.151.702

LISTA ESITO DELLE VOTAZIONE  
 Oggetto: Determinazione della durata in carica del Cda

FAVOREVOLI

Badge	Ragione Sociale	Proprio	Delega	Totale
**D	TRUST & CUSTODY SERVICES BANK LTD AS TRUSTEE FOR PENSION INVESTMENT FUND TRUST NUMBER 21	0	208.301	208.301
**D	MHB (LUX)/TMA UMBRELLA FUND-GLOBAL EQUI	0	52.600	52.600
**D	NIKKO AM INVESTMENT TRUST (LUXEMBOURG) - NIKKO AM INTECH KOKUSAI FUND	0	1.462	1.462
**D	TMA UMBRELLA FD-TMA ACWI EX-JAPAN PORTF.	0	69.900	69.900
**D	ASR LEVENVERZEKERING N.V.	0	369.589	369.589
**D	ASR EURO AANDELEN POOL (ASSETS)	0	335.575	335.575
**D	AMEV LEVEN BELEGGINGEN	0	1.161.685	1.161.685
**D	AMERSF ALG BELEGGINGEN INZAKE AOV	0	153.521	153.521
**D	ASR AANVULLENDE ZIETEKOSTENVERZEKERING	0	20.732	20.732
**D	EUROPEESCHE VERZEKERING MAATSCHAPPIJ NV	0	9.498	9.498
**D	AMEV SCHADE BELEGGINGEN	0	262.616	262.616
**D	AXENT NABESTAANDENZORG N.V.	0	199.341	199.341
**D	ASR LEVENVERZEKERING DE EENDRAGT PENSIO	0	120.429	120.429
**D	SWISSCANTO FONDSLEITUNG AG	0	3.267.941	3.267.941
**D	SWISS NATIONAL BANK	0	28.906.619	28.906.619
**D	GLOBAL INFRASTR DIV FOCUS EQUITY FUND	0	7.911.592	7.911.592
**D	PHITRUST ACTIVE INVESTORS EURO ACTIVE INVESTORS FUND	0	19.422	19.422
**D	HSBC EUROPEAN GROWTH FUND	0	1.320.817	1.320.817
**D	HSBC BALANCED FUND	0	187.646	187.646
**D	AI DEVELOPED EUROPEAN EX UK EQUITY	0	390.853	390.853
**D	GAM INVESTMENT MANAGEMENT (SWITZERLAND) LTD.	0	235.540	235.540
**D	KAIROS INTERNATIONAL SICAV - ITALIA	0	2.500.000	2.500.000
**D	KAIROS INTERNATIONAL SICAV - TARGET ITALY ALPHA	0	500.000	500.000
**D	KAIROS INTERNATIONAL SICAV - RISORGIMENTO	0	1.500.000	1.500.000
**D	D.E SHAW COUNTRY GLOBAL ALPHA EXTENSION PORTFOLIOS LLC	0	9.013	9.013
**D	DIVERSIFIE ACTIONS 50-65 DU CD	0	16.788	16.788
**D	ALAS INV SERVICESMONDRAN INV	0	224.261	224.261
**D	DREYFUS VARIABLE INTERNATIONAL VAL	0	121.052	121.052
**D	AZL NFI INTERNATIONAL VALUE FUND	0	33.339	33.339
**D	FTB FBO MEA ADVANCE INVEST MANAGERS	0	51.566	51.566
**D	BOK TRANSO ENERGY EMP WEL BEN TR	0	11.800	11.800
**D	RPTCL GRPF RUSSELL MOMENTUM	0	197.247	197.247
**D	DEUTSCHE XTRKS MSCI ALL WORLD HDG	0	38.027	38.027
**D	BNYMTCL CGF EUR EQ FD	0	225.000	225.000
**D	BNYMTCL MK DIVERGFFD	0	3.180	3.180
**D	DREYFUS GLOBAL INFRASTRUCTURE FUND	0	26.860	26.860
**D	DREYFUS STRATEGIC BETA GLOBAL EQ FD	0	22.898	22.898
**D	BOK KIC AAEQ 3	0	306.568	306.568
**D	MSAR SCHRODER	0	257.048	257.048
**D	BOK KIC GAEQ 21	0	1.102.304	1.102.304
**D	BOK MCM DM FEQ	0	344.964	344.964
**D	BOK KIC GAEQ16	0	1.493.489	1.493.489
**D	NNIP BM I NNIP GLOBAL EQUITY FUND	0	6.736.569	6.736.569

530

LISTA ESITO DELLE VOTAZIONE  
 Oggetto: Determinazione della durata in carica del CdA

## FAVOREVOLI

Badge	Ragione Sociale	Proprio	Delega	Totale
**D	SUBSIDIZED SCHOOLS P FUND NORTHERN	0	182.537	182.537
**D	NN PP1NV NN PREMIUM DIVIDEND FUND	0	809.107	809.107
**D	NN PP1NV NN EUROPE FUND	0	2.461.651	2.461.651
**D	NN PP1NV NN GLOBAL FUND	0	6.441.822	6.441.822
**D	AOHIT HAI RHUMBLINE EAFE	0	10.327	10.327
**D	HRCO RPMT HAP RHUMBLINE EAFE	0	6.573	6.573
**D	PS FTSE LO BT EQ WT PORT	0	43.145	43.145
**D	NATWEST DEP SPF EUROPE EQ SSGA	0	189.313	189.313
**D	KAPITALFORENINGEN EMD INVEST, GLOBALE AK TIER/II	0	45.086	45.086
**D	KAPITALFORENINGEN EMD INVEST, GLOBALE AK TIER/III	0	53.423	53.423
**D	55002 UP EUROPAISKE AKTIER	0	1.144.111	1.144.111
**D	CEP DEP IP GLOBAL EX UK ENHAN IND	0	134.080	134.080
**D	CEP DEP IP EUROPEAN EQTY INCOME	0	3.567.221	3.567.221
**D	CEP DEP IP EUROPEAN HIGH INCOME	0	67.137	67.137
**D	55041 KUP GLOBALE AKTIER IV	0	16.346	16.346
**D	BNYMTCLL IFS INV CONT EURO EQ FD	0	508.693	508.693
**D	56053 IP GLOBAL EQUITIES I	0	376.531	376.531
**D	NON US EQUITY MGRS PORT 4 LSV	0	649.000	649.000
**D	GOLDMAN SACHS GMS ERISA GROUP TRUST	0	156.200	156.200
**D	LSV NONUS EQUITY LLCLC	0	718.600	718.600
**D	NONUS EQUITY MGRSPORT 1 ACADIANAN	0	40.024	40.024
**D	NONUS EQ MANAGERS PORT 3ACADIANAN	0	339.120	339.120
**D	TACS NONUS EQUITY CORE MKT CONTINU	0	834.348	834.348
**D	PS FTSEAFI EU UCITS ETF BNYMTCLL	0	20.908	20.908
**D	PS FTSE RAFI DEVEL MAR EX US PORT	0	21.028	21.028
**D	CSCM HLGS LLC INTL EQTY AC	0	1.223.687	1.223.687
**D	FT ISE GLOBAL WIND ENERGY INDEX FND	0	13.176	13.176
**D	PF1 DIV REAL ASSET FUND BROOKFIELD	0	251.218	251.218
**D	PRU SECTOR FDS INC PRU UTILITY FD	0	556.800	556.800
**D	PSF GLOBAL PORTFOLIO LSV	0	11.238.306	11.238.306
**D	AST BLKRRK GLBL STR INT SAE PDDC	0	443.500	443.500
**D	AST JPM GL THEM PORT 2 INT EME PDNB	0	137.501	137.501
**D	AST JENNISON GLOBAL INFRASTR PDWN	0	116.450	116.450
**D	PRU JEN GL INFRASTRUCTURE FUND PDLF	0	32.701	32.701
**D	AST SCHR GL TACT PTF CEP PDB8	0	195.633	195.633
**D	AST BLKRRK GLOBAL STRAT FT TE PDDG	0	117.055	117.055
**D	GREAT-WEST INTERNATIONAL INDEX FUND	0	117.599	117.599
**D	THE STELLAR FUND	0	495.913	495.913
**D	ALLSTATE LIFE INSURANCE COMPANY	0	88.419	88.419
**D	LMIF NUMERIC EUROPE CORE	0	303.078	303.078
**D	IWHF LSV ASSET INVESTMENT	0	729.200	729.200
**D	PCHF LSV ASSET MGMT	0	88.800	88.800
**D		0	74.400	74.400



LISTA ESITO DELLE VOTAZIONE  
 Oggetto: Determinazione della durata in carica del Cda

FAVOREVOLI

Badge	Ragione Sociale	Proprio	Delega	Totale
**D	NATIONAL BANK TRUST	0	1.231.289	1.231.289
**D	PFI INTL EQUITY INDEX FUND	0	543.985	543.985
**D	THOMAS JEFFERSON UNIVERSITY	0	230.929	230.929
**D	OMAM SEED HOLDINGS LLC	0	4.652	4.652
**D	THE FALKLAND ISLANDS GOVERNMENT	0	96.051	96.051
**D	THE FALKLAND ISLANDS GOVERNMENT FALKLAND ISLANDS GOVERNMENT GROWTH FUND	0	99.458	99.458
**D	PENDENNIS FUND	0	99.429	99.429
**D	BNYTD CF MACQUARIE GBL INFRS SRS FD	0	152.307	152.307
**D	BNYMD UK LIMITED AS TRUSTEE OF CF CATALYST TRUST	0	100.000	100.000
**D	PFI DIVERSIFIED INTERNATIONAL FUND	0	9.285.304	9.285.304
**D	PVC DIVERSIFIED INTERNATIONAL AC	0	228.348	228.348
**D	PFI OVERSEAS FD BHMS	0	4.076.000	4.076.000
**D	PGIT INTL EQUITY FD PGI	0	53.524	53.524
**D	PGIT INTL GROWTH EQUITY FD PGI	0	117.212	117.212
**D	PFI GLOBAL DIV INCOME FD PGI VALUE	0	1.685.079	1.685.079
**D	PFI OVERSEAS FD PMC	0	463.991	463.991
**D	PGIF EUROPEAN EQUITY FUND BNYMTCIL	0	143.100	143.100
**D	PGIF GLOBAL EQ EX JAPAN BNYMTCIL	0	116.851	116.851
**D	BNYTD CF CANLIFE GLBL INFRA FD	0	114.296	114.296
**D	CTJ RE STANLIB GLOBAL EQUITY FD AB	0	149.880	149.880
**D	SP LLP UK CHARITIES CLIENTS AC	0	599.745	599.745
**D	SARASIN AND PARTNERS LLP	0	18.743	18.743
**D	ALLSTATE INSURANCE CO BLACKROCK	0	646.699	646.699
**D	IQ 50 PERCENT HEDGED FTSE INTL ETF	0	112.170	112.170
**D	IQ 50 PERCENT HEDGED FTSE EURO ETF	0	71.921	71.921
**D	DEP QF SSGA NONUS EQUITY H1	0	27.325	27.325
**D	DEP QF SSGA NONUS EQUITY B1	0	27.667	27.667
**D	DEP QF SSGA NONUS EQUITY B2	0	23.974	23.974
**D	GS ACTIVE BETA INTL EQUITY ETF	0	287.448	287.448
**D	GS ACTIVEBETA EUROPE ETF	0	30.591	30.591
**D	BLACKROCK GLOBAL FUNDS	0	23.098.921	23.098.921
**D	DEUTSCHE XTRK MSCI EMU HDG EQ ETF	0	89.347	89.347
**D	VOYA GLOBAL EQUITY FUND	0	477.934	477.934
**D	VOYA GBL ADV AND PREM OPP FUND	0	111.280	111.280
**D	VY INTL HIGH DIVIDEND EQTY INC FD	0	128.914	128.914
**D	VOYA GLOBAL EQUITY PORTFOLIO	0	1.211.451	1.211.451
**D	VOYA INERSTRCTR INDUST AND MATRLSEFD	0	1.009.495	1.009.495
**D	VOYA INTERNATIONAL INDEX PORTFOLIO	0	859.670	859.670
**D	VOYA EURO STOXX 50INDEX PORTFOLIO	0	1.193.702	1.193.702
**D	VOYA BALANCED PORT INTL VALUE	0	82.590	82.590
**D	CY5F MONDRIAN INV PRT LTD	0	539.693	539.693
**D	CITY OF MEMPHIS RETIREMENT SYSTEM	0	95.677	95.677
**D	LOUISIANA SHERIFFS ARROWSTREET	0	64.546	64.546

532

LISTA ESITO DELLE VOTAZIONE  
 Oggetto: Determinazione della durata in carica del Cda

## FAVOREVOLI

Badge	Ragione Sociale	Proprio	Delega	Totale
**D	BTBL AC GLOBAL OMNIBUS	0	21.960	21.960
**D	PS6F STATE STREET INTL EQ	0	385.368	385.368
**D	SR5F PARAMETRIC DELTA SHIFT	0	1.888	1.888
**D	SEMPRA ENERGY PENSION MASTER TRUST	0	268.343	268.343
**D	TEACHERS' RETIREMENT SYSTEM OF LOUISIANA	0	43.917	43.917
**D	TEACHERS' RETIREMENT SYSTEM OF LOUISIANA	0	1.156.100	1.156.100
**D	AF81 LABOR SELECT INTL EQ	0	2.218.496	2.218.496
**D	AIF 21117 LP1P AKTIER GLOBALE VI	0	78.692	78.692
**D	BLL AQUILA LIFE EUROPEAN EQUITY	0	16.241.558	16.241.558
**D	AST JPM SO EAFE OPP PD4D	0	326.423	326.423
**D	AST JPM SO CAPITAL PRESERV PD4G	0	751.709	751.709
**D	AST ACADEM STRAT AJENNISON PD07	0	854.508	854.508
**D	BLK MULTI ASSET INC PF EUR EQU INC	0	1.770.591	1.770.591
**D	BLL AQUILA LIFE OSEAS EQUITY FUND	0	74.750	74.750
**D	BLL ASCENT LIFEENHANCED	0	150.444	150.444
**D	BLL AQUILA LIFE MSCI WORLD FUND	0	1.208.057	1.208.057
**D	BLL AQUILA LIFE FTSE RAFI DEVELOPED	0	1.702.194	1.702.194
**D	APL RB EQ DEV MIRA	0	131.383	131.383
**D	PEI SYSTEMATEX INTERNATIONAL FD PGI	0	96.016	96.016
**D	PEI DIV REAL ASSET FUND MACQUARIE	0	1.488.261	1.488.261
**D	BLK MANAGED VOL PF FD INTL EAFE	0	92.049	92.049
**D	PZENA INVESTMENT MGT	0	202.950	202.950
**D	ROCKEFELLER BROS SANDERS CAPITAL	0	46.800	46.800
**D	MIRF ALLIANCE BERNSTEIN F	0	151.780	151.780
**D	DEUTSCHE XTRKS MSCI EURO CCYHDG	0	2.165.125	2.165.125
**D	ARC RB EQ DEV KAITOS	0	59.178	59.178
**D	MIRF ARROWSTREET FOREIGNL	0	317.591	317.591
**D	ESPS EDF EGS MFS	0	160.159	160.159
**D	USMIA GLOBAL EQUITY	0	27.477	27.477
**D	MI FONDS K10 SPK	0	666.634	666.634
**D	MI FONDS K11 SPK	0	140.163	140.163
**D	MI FONDS K12 SPK	0	162.801	162.801
**D	BOA PENSION PLAN MONDRIAN	0	3.085.637	3.085.637
**D	SBSA GEPF BLACKROCK EQUITY	0	1.055.729	1.055.729
**D	MTRCLPFS GIB EQT JP MORGAN	0	106.552	106.552
**D	ATSF GOLDMAN INTL	0	203.416	203.416
**D	DEUTSHCE XTRK SP HDG GLEBL INFR	0	14.252	14.252
**D	RBS PZENA	0	2.990.925	2.990.925
**D	ROWF GT ACWI EX US	0	679.420	679.420
**D	ROWF GT ALPHAEXTEAFE	0	242.562	242.562
**D	ROWF GT ALPHAEXTEXUSC	0	190.557	190.557
**D	ECC SCHRODER	0	30.487	30.487
**D	FARMERS GROUP INC 401 K SAVINGS PLAN	0	663.820	663.820

LISTA ESITO DELLE VOTAZIONI  
 Oggetto: Determinazione della durata in carica del CdA

## FAVOREVOLI

Badge	Ragione Sociale	Proprio	Delega	Totale
**D	FARMERS GROUP INC EMPLOYEES PENSION PLAN TRUST	0	409.804	409.804
**D	TGWF PANAGORA INTL EQ	0	61.293	61.293
**D	DEUTSCHE XTRKS MSCI EAFE CCYHDG	0	4.688.908	4.688.908
**D	MCKINLEYCAPINILGROWT	0	507.300	507.300
**D	PGTF DR NON US EQUITY GT	0	54.011	54.011
**D	ASV RB EQ DEV MENKAR	0	131.122	131.122
**D	ABN AMRO EF UBS RAFI 1000	0	1.085.194	1.085.194
**D	ABN AMRO PF IPM RAFI 1000	0	1.099.840	1.099.840
**D	DBX FTSE DEV EX US COMP FACTOR	0	1.264	1.264
**D	RTC EMULATION	0	192.279	192.279
**D	RTC APS	0	29.644	29.644
**D	SCEF MONDRIAN	0	467.616	467.616
**D	BOA PENSION SSGA	0	574.616	574.616
**D	LB CROYDON LGIM	0	276.000	276.000
**D	RALLWAYS PENSION TRUSTEE COMPANY LIMITED	0	426.401	426.401
**D	ADIF APP LSV IE	0	157.400	157.400
**D	TTPF PANAGORA DYN INTL EQ	0	59.866	59.866
**D	INTL ENHANCED INDEX	0	131.317	131.317
**D	SPARTAN INTL INDEX	0	9.846.738	9.846.738
**D	BELLSOUTH CORP REA VEEA TRUST	0	208.550	208.550
**D	DEAM FONDS DCG EQ SPK	0	63.169	63.169
**D	THE CLEVELAND CLINIC FOUNDATION	0	353.407	353.407
**D	CLEVELAND CLINIC HEALTH SYSTEM PENSION TRUST	0	59.109	59.109
**D	WETF WCTC PZENA	0	198.125	198.125
**D	DNTF PANAGORA ASSET MGMT	0	141.722	141.722
**D	MILLPENCIL (US) LP	0	3.829	3.829
**D	DREYFUS INTERNATIONAL EQUITY FUND	0	1.409.895	1.409.895
**D	DREYFUS INTERNATIONAL STOCK INDEX FUND	0	310.621	310.621
**D	FPCF SSGA MSCI WORLD EXUS	0	107.643	107.643
**D	FPCF ALLIANZ BEST STYLES	0	105.839	105.839
**D	FPCF SSGA EDHEC	0	9.995	9.995
**D	EOPTIO OPT INTL ACADIAN	0	318.787	318.787
**D	LFIF LSV ASSET MGMT	0	312.200	312.200
**D	DEUTSCHE XTRK MSCI ITALY HDG ETF	0	53.154	53.154
**D	INTL EQUITY FUND MONDRIAN	0	1.531.911	1.531.911
**D	MNVF SSGA INTL EQUITY	0	43.510	43.510
**D	SHELL PENSION TRUST	0	375.264	375.264
**D	SHELL PENSION TRUST	0	231.920	231.920
**D	DRMA LTD	0	443.591	443.591
**D	ATANDT UNION WELFARE BENEFIT TRUST	0	110.256	110.256
**D	WF AND CO CASH PLN MONDN INV PT	0	1.177.590	1.177.590
**D	WF AND CO CASH PLN EVERGN INV 1	0	355.577	355.577
**D	NTMA ISIF ILLIM EUROPEAN EQUITY	0	219.396	219.396

LISTA ESITO DELLE VOTAZIONE  
 Oggetto: Determinazione della durata in carica del Cda

FAVOREVOLI

Badge	Ragione Sociale	Proprio	Delega	Totale
**D	WF ASU FDN FOR A NEW AM UNIVERSITY	0	40.900	40.900
**D	WF MFS LTD EAFE GLOBAL	0	146.488	146.488
**D	SLI GLOBAL ABSOLUTE RET STRATEGIES	0	6.806.751	6.806.751
**D	SLI SICAV CON EU EQ IN FD	0	584.348	584.348
**D	SLI SICAV GBL FOCUSED STRATEGIES FD	0	490.376	490.376
**D	ADVANCED SERIES TRUST - AST FI PYRAMIS QUANTITATIVE PORTFOLIO	0	160.416	160.416
**D	GS KOKUSAI EQTY MASTER FD BNYMTCIL	0	497.639	497.639
**D	ALICNY BLACKROCK GBL EQUITY	0	48.067	48.067
**D	C9W CITW FD PARAMETRIC	0	25.495	25.495
**D	BNYMTD AMITY EUROPEAN FUND	0	400.000	400.000
**D	BLACKROCK ACWI USIMI	0	2.259.221	2.259.221
**D	MONDRIAN FOCUSED INTL EQUITY	0	7.299.204	7.299.204
**D	RHODE ISLAND EMPLOYERS RETIREMENT SYSTEMS POOLED TRUST	0	208.363	208.363
**D	UFJF MCM MSCI WORLD FD	0	97.641	97.641
**D	NYF ES ARROWSTREET	0	69.461	69.461
**D	GETF GABELLI UTILITY TRUST	0	300.000	300.000
**D	PUBLIC EMPLOYEE RETIREMENT SYSTEM OF IDAHO	0	389.345	389.345
**D	PUBLIC EMPLOYEE RETIREMENT SYSTEM OF IDAHO	0	2.031.343	2.031.343
**D	RAYTHEON MASTER PENSION TRUST	0	503.300	503.300
**D	RAYTHEON MASTER PENSION TRUST	0	4.575	4.575
**D	RAYTHEON MASTER PENSION TRUST	0	826.213	826.213
**D	STICHTING PENSIOENFONDS UWV	0	10.491.195	10.491.195
**D	INVESCO FUNDS	0	62.803	62.803
**D	NSNF PARA EAFE MONTI	0	26.098	26.098
**D	NSNF PARA EAFE PI 1	0	25.143	25.143
**D	NSNF PARA EAFE PI 2	0	6.460	6.460
**D	RPL BERNSTEIN NON EQ	0	159.865	159.865
**D	BOC AQR	0	320.090	320.090
**D	VANGUARD INTL HIGH DIV YLD INDEX FD	0	56.282	56.282
**D	MO3F MARATHON WELLINGTN	0	2.022.889	2.022.889
**D	CITY OF NEW YORK DEFERRED COMPENSATION PLAN	0	75.844	75.844
**D	HGFH HGHLD PEINE WINGTN	0	40.586	40.586
**D	HIGF HGHLD PBINF WLGTN CF	0	303.210	303.210
**D	MCKINLEY CAPITAL COLLECTIVE INVESTMENT TRUST	0	159.800	159.800
**D	OICF OICL OCICL NUM GLOB	0	1.105.950	1.105.950
**D	OICF OICL OCICL PZENA	0	1.897	1.897
**D	MILLPENCIL (US) LP	0	232.085	232.085
**D	PGEF PG E QUALIFIED PANAGORA EAFE	0	5.723	5.723
**D	PGVF SSGA	0	909.800	909.800
**D	CENTRAL STATES SOUTHEAST AND SOUTHWEST AREAS PENSION FUND	0	95.385	95.385
**D	CZ AANDELEN SSGA	0	117.800	117.800
**D	UCFF SANDERS CAPITAL LLC	0	323.973	323.973
**D	ACHMEA POOLS FC AWW	0	86.100	86.100
**D	BNYMTCIL MAN NUMERIC GLOBAL EQ TR	0		

535

LISTA ESITO DELLE VOTAZIONE  
 Oggetto: Determinazione della durata in carica del Cda

FAVOREVOLI

Badge	Regione Sociale	Proprio	Delega	Totale
**D	FSEAF F208	0	2.052.583	2.052.583
**D	COLUMBIA SUSTAINABLE INTL EQ ETF	0	11.347	11.347
**D	COLUMBIA SUSTAINABLE GLOBAL EQ ETF	0	4.832	4.832
**D	NBK HSBC EQ 2	0	550.941	550.941
**D	NBK SSGA EQ 2	0	158.766	158.766
**D	NBK JPMF EQ	0	5.678.430	5.678.430
**D	NBK UBS EQ	0	130.434	130.434
**D	AZL INTERNATIONAL INDEX FUND	0	1.047.165	1.047.165
**D	AZL BLACKROCK GLOBAL ALLOCATIONFUND	0	157.639	157.639
**D	BGF EURO MKTS FD EURO EQUITY PF	0	16.961.269	16.961.269
**D	BGF EUROPEAN VALUE FD	0	15.770.848	15.770.848
**D	BGF FLEX MULTI ASSET GBL EQ PF	0	80.342	80.342
**D	BGF NEW ENERGY FD NAT RES	0	8.771.237	8.771.237
**D	JDRF MONDRIAN INVESTMENT	0	926.173	926.173
**D	KRESGE LA CAPITAL EAFE SUB2	0	23.934	23.934
**D	DEUTSCHE XTRK MSCI STH EUR HDG ETF	0	23.651	23.651
**D	BNY MELLON INTERNATIONAL FUND	0	2.295.634	2.295.634
**D	WILF LSV INTERNATIONAL	0	124.100	124.100
**D	BNYMIL FT EURO ALPHADEX UCITS ETF	0	67.031	67.031
**D	QSBF PANAGORA	0	125.083	125.083
**D	UNITED CHURCH FUNDS LSV ASSET MGMT	0	182.800	182.800
**D	BFTF MONDRIAN INV PARTNERS	0	500.425	500.425
**D	COUNTY EMPLOYEES ANNUITY AND BENEFIT FUND OF COOK COUNTY	0	914.270	914.270
**D	COUNTY EMPLOYEES ANNUITY AND BENEFIT FUND OF COOK COUNTY	0	292.224	292.224
**D	COUNTY EMPLOYEES ANNUITY AND BENEFIT FUND OF COOK COUNTY	0	622.800	622.800
**D	US BK BROOKFIELD GIB LST INF IN FD	0	612.000	612.000
**D	USBK BROOKFIELD GBL LIS INFRAS FD	0	82.769	82.769
**D	US BANK GUIDEMARK WORLD EX US FUND	0	10.440	10.440
**D	USBK NEWTON AND ROCHELLE BECKER FDN	0	53.039	53.039
**D	US BK DUNHAM INTERNATL STOCK FUND	0	3.700	3.700
**D	USBK LSV GLOBAL VALUE FUND	0	95.500	95.500
**D	USBK BROOKFIELD REAL ASSETS SEC FD	0	3.735.755	3.735.755
**D	USBK BLEIF MONDRIAN INVST PTPS LTD	0	11.575	11.575
**D	USBK REGIONAL TRANSPORTATION DSPP	0	37.247	37.247
**D	USBK EAGLE INTERNATIONAL STOCK FD	0	27.539	27.539
**D	USBK AHAL RHUMBLINE ADVISERS	0	4.379	4.379
**D	B4305 FRB S LUND RES TR FBO B LUND	0	5.831	5.831
**D	B4306 FRB M LUND REV TR	0	12.018	12.018
**D	USBK AMERICAN HEART ASSOCIATION INC	0	82.300	82.300
**D	DB2F LSV ASSET MGMT	0	124.609	124.609
**D	LLNS LLC AND LANS LLC DEFINED BENEFIT PLAN GROUP TRUST	0		
**D	LAWRENCE LIVERMORE NATIONAL SECURITY LLC AND LOS ALAMOS NATIONAL SECURITY LLC DEFINED BENEFIT PLANGROUP TRUST	233.270	305.135	305.135
**D	CORPORATION OF LLOYD'S	0		

536

LISTA ESITO DELLE VOTAZIONE  
 Oggetto: Determinazione della durata in carica del CdA

FAVOREVOLI

Badge	Ragione Sociale	Proprio	Delega	Totale
**D	RZSF1505 LSV ASSET MGMT	0	384.800	384.800
**D	RZSF3002 NON US EQ MONDRIAN	0	1.365.106	1.365.106
**D	DOCF DOCF MONDRAIN	0	223.792	223.792
**D	CYBE LSV ASSET MGMT	0	251.900	251.900
**D	HE5F NJF INVEST GRP	0	246.551	246.551
**D	HE6F NFJ INVEST GRP	0	31.005	31.005
**D	AP7 EQUITY FUND	0	7.172.068	7.172.068
**D	3M ERIP RAFI EAFE	0	288.290	288.290
**D	ALASKA PERMANENT FUND CORPORATION	0	2.161.614	2.161.614
**D	ALASKA PERMANENT FUND CORPORATION	0	1.204.658	1.204.658
**D	BPS LEGAL AND GENERAL EUR BPSLGEUR	0	1.113.665	1.113.665
**D	CBZ CUIT INTERNATIONAL PRINCIPAL	0	229.547	229.547
**D	1135 APG DME STCK SEL	0	23.112.705	23.112.705
**D	1145 APG DME NUMERIC	0	13.360.400	13.360.400
**D	CBRE CLARION GLOBAL INFRASTRUCTURE VALUE FUND	0	73.157	73.157
**D	LMCG GLOBAL MULTICAP FUND	0	980	980
**D	SSGA GLOBAL TEMC STRAT POOL	0	13.148	13.148
**D	THE MANUFACTURERS LIFE INSURANCE COMPANY	0	460.237	460.237
**D	LUCENT TECHNOLOGIES INC MASTER PENSION TRUST	0	69.347	69.347
**D	GOUDSE LEVEN EV	0	75.000	75.000
**D	UNISYS MASTER TRUST	0	519.624	519.624
**D	VIRGINIA RETIREMENT SYSTEM	0	452.810	452.810
**D	VIRGINIA RETIREMENT SYSTEM	0	2.271.897	2.271.897
**D	VIRGINIA RETIREMENT SYSTEM	0	385.000	385.000
**D	VIRGINIA RETIREMENT SYSTEM	0	1.894.500	1.894.500
**D	VIRGINIA RETIREMENT SYSTEM	0	263.000	263.000
**D	CEP DEP IP EURO EX UK ENH IND FD	0	11.602	11.602
**D	INVESCO PERPETUAL GLOBAL TARGETED INCOME FUND	0	26.712	26.712
**D	WF AGILITY GLBL EQU LLC	0	229.200	229.200
**D	PANAGORA RISK PARITY MULTI ASSET MASTER FUND LTD	0	50.492	50.492
**D	JDRF LSV NON US LONG	0	475.600	475.600
**D	NFJINTVALUETRUST	0	2.390.997	2.390.997
**D	AON HEWITT COLLECTIVE INVESTMENT TRUST	0	166.954	166.954
**D	CPA COP PSERS PSERS ACWI X US INDEX	0	1.142.393	1.142.393
**D	CPZ COP SERS MCM MSCI WORLD X US	0	1.613.052	1.613.052
**D	AB FOODS ARTEMIS	0	521.000	521.000
**D	SINGENTA UK PZENA	0	380.275	380.275
**D	IN8 COP TREAS PWP RHUMBLINE MSCI	0	9.882	9.882
**D	ENSIGN PEAK EAFE LSV ASSET	0	2.505.200	2.505.200
**D	ENSIGN PEAK CP LSV INTL LARGE	0	585.800	585.800
**D	IVY APOLLO MLT ASSET INC GEI IVY	0	913.370	913.370
**D	LOUISIANA STATE ERS MSCI EXUS INDEX	0	856.412	856.412
**D	LOUISIANA STATE ERS MONDRIAN LG CAP	0	1.207.600	1.207.600

LISTA ESITO DELLE VOTAZIONI  
 Oggetto: Determinazione della durata in carica del Cda

## FAVOREVOLI

Badge	Ragione Sociale	Proprio	Delega	Totale
**D	LOUISIANA STATE ERS TERROR FREE INT	0	34.209	34.209
**D	NV PERS MELLON CAPITAL INDEX	0	2.662.769	2.662.769
**D	NV PERS SSGA EAFE INDEX	0	1.471.925	1.471.925
**D	NV BRIF ALLNCERNSTN INTL EQ	0	46.436	46.436
**D	TEA BLACKROCK INC INTL	0	1.986.367	1.986.367
**D	UTC EDHEC BLACKROCK UNITED TECHNOLOGIES CORPORATION MASTER RETIREMENT	0	21.043	21.043
**D	IVY EUROPEAN OPP	0	674.300	674.300
**D	SRP PANAGORA	0	1.778.744	1.778.744
**D	SRP AOR	0	742.658	742.658
**D	IVY GBL EQ	0	1.375.800	1.375.800
**D	IVY GBL EQUITY INC	0	260.828	260.828
**D	STATE BOARD OF ADMINISTRATION OF FLORIDA	0	127.296	127.296
**D	AST GS MULTI ASSET PORT LIQ PDHB	0	150.608	150.608
**D	POOL RE JPM REI EQUITY	0	106.916	106.916
**D	SP VAN DE NEDERLANDSCHE BANK	0	197.200	197.200
**D	LAFARGE SANDERS	0	271.833	271.833
**D	POOL RE I AND G MSCI EQ	0	946.221	946.221
**D	BLL AQUIL LIFGLO3000 FMEN WHI INDEF	0	2.782.400	2.782.400
**D	AST INTL VALUE LSV PD41	0	495.000	495.000
**D	TRPT INTL EQ PORT LSV PD11	0	1.744.200	1.744.200
**D	AST ADVANCED STRAT LSV PD15	0	60.404	60.404
**D	PENN SERIES DEV INTL INDEX FUND	0	5.023.021	5.023.021
**D	STICHTING RABOBANK PENSIOENFONDS	0	774.451	774.451
**D	PHC SSGA EQ	0	411.193	411.193
**D	PF INTERNATIONAL VALUE FUND	0	9.597.585	9.597.585
**D	BNYMTD BLK CONTINENTAL EURO INC	0	5.528.806	5.528.806
**D	BNYMTD BLK CONT EUR EQ TRCK ED INV	0	653.432	653.432
**D	FLORIDA RETIREMENT SYSTEM	0	393.771	393.771
**D	FLORIDA RETIREMENT SYSTEM	0	64.779	64.779
**D	FLORIDA RETIREMENT SYSTEM	0	3.119.709	3.119.709
**D	BLACKROCK WORLD EX FLORIDA RET SYS	0	844.199	844.199
**D	FLORIDA RETIREMENT SYSTEM	0	37.278	37.278
**D	THE BUCKINGHAM FUND	0	193.734	193.734
**D	INVESTMENT SOLUTIONS LIMITED	0	43.300	43.300
**D	THE CHILDRENS AID SOCIETY	0	11.300	11.300
**D	THE CHILDREN S AID SOCIETY RETIREMENT PLAN TRUST	0	404.700	404.700
**D	BROOKFIELD REAL ASSETS INCOME FUND INC	0	117.000	117.000
**D	PENSION FUND OF THE CHRISTIAN CHURCH DISCIPLES OF CHRIST	0	7.330.380	7.330.380
**D	PENSION RESERVES INVESTMENT TRUST FUND	0	71.900	71.900
**D	SOUTH DAKOTA RETIREMENT SYSTEM	0	29.716	29.716
**D	EMPLOYEES' RETIREMENT SYSTEM OF THE STATE OF HAWAII	0	833.100	833.100
**D	BELL ATLANTIC MASTER TRUST	0	735.207	735.207
**D	BELL ATLANTIC MASTER TRUST	0	26.174	26.174
**D	BELL ATLANTIC MASTER TRUST	0		

LISTA ESITO DELLE VOTAZIONE  
 Oggetto: Determinazione della durata in carica del CdA

## FAVOREVOLI

Badge	Ragione Sociale	Proprio	Delega	Totale
**D	BELL ATLANTIC MASTER TRUST	0	51.213	51.213
**D	BELL ATLANTIC MASTER TRUST	0	317.516	317.516
**D	VEBA PARTNERSHIP N L P	0	106.033	106.033
**D	VEBA PARTNERSHIP N L P	0	74.107	74.107
**D	METRONIC DEFINED CONTRIBUTION PLAN MASTER TRUST	0	37.503	37.503
**D	VOYA MUTLI MANAGER INTERNATIONAL FACTORS FUND	0	209.859	209.859
**D	VOYA INTERNATIONAL CORE FUND	0	89.792	89.792
**D	DUKE ENERGY QUALIFIED NUCLEAR DECOMMISSIONING	0	107.515	107.515
**D	BRIDGE BUILDER INTERNATIONAL EQUITY FUND	0	2.029.670	2.029.670
**D	INDIANA PUBLIC RETIREMENT SYSTEM	0	941.279	941.279
**D	LVIP MONDRIAN INTERNATIONAL VALUE FUND	0	5.638.987	5.638.987
**D	LVIP FRANKLIN TEMPLETON GLOBAL EQUITY MANAGED VOLATILITY FUND	0	196.199	196.199
**D	LINCOLN VARIABLE INSURANCE PRODUCTS TRUST LVIP SSGA INTERNATIONAL INDEX FUND	0	1.348.384	1.348.384
**D	MERCY INVESTMENT SERVICES, INC.	0	67.793	67.793
**D	PUBLIC EMPLOYEES RETIREMENT SYSTEM OF MISSISSIPPI	0	1.225.335	1.225.335
**D	SCHOOL EMPLOYEES RETIREMENT SYSTEM OF OHIO	0	599.800	599.800
**D	AGI PPI NR 30 AGI 1482 05 5603 SPK	0	46.097	46.097
**D	AGI PPI NR 30 HEL 1482 03 5601 SPK	0	38.803	38.803
**D	AGI VGI 1 SUB AKT 8477 23 6328 SPK	0	961.323	961.323
**D	AGI VGI 1 DIV QUA 8477 25 6338 SPK	0	369.263	369.263
**D	AGI VGL RCM S VAL 8478 10 6359 SPK	0	6.836.530	6.836.530
**D	AGI VGL IDLC 8478 22 6364 SPK	0	13.600.209	13.600.209
**D	AGI VGI 1 GRWT 8477 26 6372 SPK	0	320.995	320.995
**D	AGI VKA IDLC 8502 08 6344 SPK	0	1.017.739	1.017.739
**D	AGI PV WS RCM VAL 8490 06 5209 SPK	0	1.008.700	1.008.700
**D	AGI PV WS RCM IND 8490 07 5210 SPK	0	189.968	189.968
**D	AGI KOMDY BS W 8523 03 5225 SPK	0	379.752	379.752
**D	AGI VKA RCM S VAL 8502 10 6376 SPK	0	109.356	109.356
**D	AGI PK 1 FONDS 8455 SPK	0	2.961.330	2.961.330
**D	PUBLIC EMPLOYEES RETIREMENT ASSOCIATION OF NEW MEXICO	0	14.867	14.867
**D	BOARD OF PENSIONS OF THE EVANGELICAL LUTHERAN CHURCH IN AMERICA	0	499.515	499.515
**D	THE STATE OF CONNECTICUT ACTINGTHROUGH ITS TREASURER	0	2.210.320	2.210.320
**D	SOUTH CAROLINA RETIREMENT SYSTEMS GROUPTRUST	0	1.747.825	1.747.825
**D	TENNESSEE VALLEY AUTHORITY RETIREMENT SYSTEM	0	76.008	76.008
**D	UMC BENEFIT BOARD, INC	0	384.831	384.831
**D	UPS GROUP TRUST	0	531.845	531.845
**D	WEST VIRGINIA INVESTMENT MANAGEMENT BOARD	0	188.019	188.019
**D	INTERNATIONAL BANK FOR RECONSTRUCTION AND DEVELOPMENT	0	3.293.860	3.293.860
**D	INTERNATIONAL BANK FOR RECONSTRUCTION AND DEVELOPMENT	0	44.318	44.318
**D	INTERNATIONAL BANK FOR RECONSTRUCTION AND DEVELOPMENT	0	62.101	62.101
**D	INTERNATIONAL BANK FOR RECONSTRUCTION AND DEVELOPMENT	0	389.047	389.047
**D	INTERNATIONAL BANK FOR RECONSTRUCTION AND DEVELOPMENT	0	55.718	55.718
**D	MACQUARIE GLOBAL INFRASTRUCTURE TOTAL RETURN FUND INC	0	1.703.915	1.703.915



LISTA ESITO DELLE VOTAZIONE  
 Oggetto: Determinazione della durata in carica del Cda

FAVOREVOLI

Badge	Regione Sociale	Proprio	Delega	Totale
**D	ENERGY INSURANCE MUTUAL LIMITED	0	39.882	39.882
**D	FRK MUT INTL FD	0	856.234	856.234
**D	FRK MUT GLBL DISC FD	0	57.664.238	57.664.238
**D	FRK MUT EURO FD	0	17.391.006	17.391.006
**D	FRANKLIN MUTUAL GLOBAL DISCOVERY FUND	0	1.959.656	1.959.656
**D	FRANKLIN MUTUAL EUROPEAN FUND	0	2.142.260	2.142.260
**D	FGT FRK GLOBAL LSTD INFRASTRUCT FD	0	258.942	258.942
**D	SEI INVEST (EUROPE) LIMITED SE	0	82.695	82.695
**D	UBS (CAY) GLOBAL GROWTH AND IN	0	2.574	2.574
**D	METZLER STRATEGIC INV PUB LIM	0	81.280	81.280
**D	PIONEER INVESTMENT MANAGEMENT SGRPA / AZIONARIO CRESCITA	0	2.744.410	2.744.410
**D	NUMERIC EUROPEAN EQ FUND A SER	0	276.900	276.900
**D	PIONEER FUNDS - ITALIAN EQUITY	0	765.218	765.218
**D	TRUST AND CUSTODY SERV BANK	0	519.367	519.367
**D	PIONEER FUNDS - GLOBAL EQUITY	0	5.771.495	5.771.495
**D	KOKUSAI EQUITY INDEX FUND	0	92.793	92.793
**D	CONSULTING GROUP CAPITAL MARKE	0	162.612	162.612
**D	BLACKROCK GLOBAL ALLOCATION FU	0	15.203.748	15.203.748
**D	BLACKROCK GLOBAL ALL PORT IO	0	81.539	81.539
**D	BLACKROCK GLOBAL ALL VI FUND	0	4.023.292	4.023.292
**D	MFS RESEARCH INT FDP FUND OF	0	263.930	263.930
**D	BLACKROCK GLOBAL ALL FUND	0	311.793	311.793
**D	TRUST AND CUSTODY SERV BANK LT	0	219.392	219.392
**D	NORTHWESTERN MUTUAL SERIES FUN	0	1.137.335	1.137.335
**D	MASSMUTUAL SELECT BLACKROCK GL	0	220.084	220.084
**D	TOUCHSTONE STRATEGIC TRUST-TOU	0	81.000	81.000
**D	NESTLE FRANCE EQUILIBRE	0	49.253	49.253
**D	SG DIVERSIFIE ISR	0	59.537	59.537
**D	SG ACTIONS INTERNATIONALES	0	170.635	170.635
**D	ARRCO LONG TERME B ATT RAJA EL	0	361.210	361.210
**D	ARRCO QUANT 1	0	1.050.791	1.050.791
**D	FCPE MACIF CROISSANCE DURABLE	0	48.696	48.696
**D	MAIF CROISSANCE DURABLE	0	179.877	179.877
**D	UF 6 A ACT	0	122.984	122.984
**D	CASSETTE DIVERSIFIE	0	134.594	134.594
**D	SOGECAP LONG TERME N1 ACTION	0	262.620	262.620
**D	INDOCAM FLAMME	0	231.102	231.102
**D	LION FLAMME	0	172.236	172.236
**D	IXIS FLAMME	0	147.742	147.742
**D	AIM EQUITY EMU 1	0	228.468	228.468
**D	ALLIANZ ASAC ACT EUR	0	905.424	905.424
**D	AIM EQUITY EUROPE PG VIE	0	180.777	180.777
**D		0	593.660	593.660

340

LISTA ESITO DELLE VOTAZIONI  
 Oggetto: Determinazione della durata in carica del CdA

## FAVOREVOLI

Badge	Ragione Sociale	Proprio	Delega	Totale
**D	ALLIANZ CAVAMAC ACTIONS INT	0	58.294	58.294
**D	SG ACTIONS EUROPE MULTIGESTION	0	45.604	45.604
**D	DARWIN DIVERSIFIE 60-80 ACTION	0	35.732	35.732
**D	DARWIN DEVERSIERIE 80-100 ACTIO	0	120.266	120.266
**D	FDJ ACTIONS EURO	0	75.776	75.776
**D	ETOILE ENERGIE EUROPE	0	171.733	171.733
**D	ETOILE SECTORIELLE EUROPE	0	42.916	42.916
**D	ANTARIUS ROTATION SECTORIELLE	0	19.418	19.418
**D	OFI MARKET NEUTRAL EQUITY	0	1.026.458	1.026.458
**D	MACIF CROISSANCE DURABLE FT SO	0	88.210	88.210
**D	MACIF CROIS DURABLE EUROPE	0	1.234.603	1.234.603
**D	SG ACTIONS EUROPE	0	159.052	159.052
**D	SG ACTIONS MONDE	0	23.700	23.700
**D	SG ACTIONS EUROPE LARGE CAP	0	70.276	70.276
**D	LYX MSCI EMU ETF - MH C-CHEF	0	2.904	2.904
**D	LYX MSCI EMU ETF - D - EUR	0	530.032	530.032
**D	COL LYX MSCI EMU ETF D EUR	0	2.750.000	2.750.000
**D	AZ CREATIONS 2	0	77.161	77.161
**D	LYXOR INDEX FUND EURO	0	22.044	22.044
**D	2) NUMERIC INVESTORS LLC	0	516.300	516.300
**D	ETOILE ACTIONS RENDEMENT	0	389.084	389.084
**D	OFI AM	0	403.853	403.853
**D	ALLIANZ VIE	0	52.698	52.698
**D	ALLIANZ VIE ACE ACTIONS	0	578.659	578.659
**D	AZ VIE PFON RETRAITE ACTION	0	316.262	316.262
**D	LYXOR EURO STOXX 300	0	153.743	153.743
**D	LYXOR EURO STOXX 600	0	112.037	112.037
**D	GARI EUROPEAN EQUITY	0	23.478	23.478
**D	LYXOR EURO STOXX 50 (DR)	0	383.232	383.232
**D	OFI FUND - EURO LARGE CAP	0	1.100.000	1.100.000
**D	UNION INVESTMENT LUXEMBOURG SA	0	558.004	558.004
**D	GMO MEANREVERSION FUND ONSHORE	0	228.144	228.144
**D	NUMERIC ABS RETURN PD LP-EUNARMN	0	55.200	55.200
**D	MAN NUMERIC EUROPEAN ALPHA RESTRICTED MAPLECORP SERVICES LTD	0	1.400.904	1.400.904
**D	MISSOURI LOCAL GOVERNMENT EMPLOYEES RETIREMENT SYSTEM C/O PANAGORA ASSET MGMT INC	0	131.482	131.482
**D	PANAGORA DYNAMIC GLOBAL EXTENDED ALPHA FUND LTD	0	1.754.635	1.754.635
**D	MFS BLENDED RESEARCH GLOBAL EQUITY EXTENSION FUND	0	390.672	390.672
**D	ALLIANZ SUISSE LEBENSVERSICHERUNGS-GESELLSCHAFT AG	0	1.217.205	1.217.205
**D	UBS FUND MANAGEMENT (SWITZERLAND) AG.	0	2.710.815	2.710.815
**D	UBS FUND MGT (CH) AG CH0538 URSCHIF2 EGXS II	0	20.723	20.723
**D	UBS FUND MANAGEMENT (SWITZERLAND) AG.	0	3.353.089	3.353.089
**D	LANSOWNE ENERGY DYNAMICS MASTER IP	0	2.644.708	2.644.708
**D	UBS (LUX) STRATEGY XTRA SICAV	0	40.813	40.813

LISTA ESITO DELLE VOTAZIONE  
 Oggetto: Determinazione della durata in carica del Cda

## FAVOREVOLI

Badge	Ragione Sociale	Proprio	Delega	Totale
**D	MLC INVESTMENTS, MLC LIMITED	0	1.511.955	1.511.955
**D	UBS ASSET MANAGEMENT (AUSTRALIA) LTD	0	28.329	28.329
**D	VICTORIAN SUPERANNUATION FUND	0	949.711	949.711
**D	MLC INVESTMENTS, MLC LIMITED	0	142.084	142.084
**D	UBS MULTI MANAGER ACCESS EMU EQUITIES	0	827.315	827.315
**D	UBS ASSET MANAGEMENT (AUSTRALIA) LTD	0	20.672	20.672
**D	UBS FUND MANAGEMENT (LUXEMBOURG) SA	0	121.485	121.485
**D	UBS (LUX) SICAV 1	0	75.937	75.937
**D	UBS (LUX) EQUITY SICAV	0	3.252.766	3.252.766
**D	UBS (LUX) SICAV 1 EMU EQUITIES ENHANCED (EUR)	0	1.058.304	1.058.304
**D	GOVERNMENT OF NORWAY	0	161.120.902	161.120.902
**D	UBS GLOBAL SOLUTIONS - GLOBAL EQUITIES EUR	0	67.157	67.157
**D	UBS GLOBAL SOLUTIONS - GLOBAL EQUITIES II EUR	0	85.799	85.799
**D	FOCUSED SICAV GLOBAL EQUITY STRATEGY (USD)	0	21.012	21.012
**D	UBS FUND MANAGEMENT (LUXEMBOURG) SA	0	1.817.222	1.817.222
**D	LANSDOWNE ICAV-LANSDOWNE CLEAN ENERGY FUND	0	661.547	661.547
**D	ELECTRON CAYMAN COMPANY LIMITED.	0	143.948	143.948
**D	AEGON CUSTODY B.V	0	1.053.768	1.053.768
**D	AEGON CUSTODY B.V	0	985.021	985.021
**D	AEGON CUSTODY B.V	0	507.143	507.143
**D	AHL DIRECTIONAL EQUITIES MASTER LIMITED	0	16.789	16.789
**D	AHL EVOLUTION LTD SHARMAINE BERKELEY ARGONAUT LTD	0	376.873	376.873
**D	AHL GENESIS LIMITED	0	3.588	3.588
**D	AQR DELTA MASTER ACCOUNT LP COOGLER FIDUCIARY SERVICES (CAYMAN) LTD	0	5.513.651	5.513.651
**D	AVIVA INVESTORS INTERNATIONAL INDEX TRACKING FUND	0	200.303	200.303
**D	AXA UNIT TRUSTS-GLOBAL FUND	0	9.000	9.000
**D	BERESFORD FUND PLC	0	90.709	90.709
**D	BLACK DIAMOND OFFSHORE LTD	0	30.154	30.154
**D	BLACK DIAMOND RELATIVE VALUE	0	180.771	180.771
**D	BLACK DIAMOND RELATIVE VALUE CAYMAN LP	0	38.928	38.928
**D	BLACK DIAMOND RELATIVE VALUE OFFSHORE LTD.	0	363.579	363.579
**D	CBOSC AIF CW BK GRP SUP WGS08	0	209.457	209.457
**D	CBOSC-CBGS-WGSS07	0	115.542	115.542
**D	CFSIL - COLONIAL FIRST STATE GLOBAL ASSET MANAGEMENT MULTI SECTOR TRUST 1.	0	1.289	1.289
**D	CFSIL RE COLONIAL FIRST STATE INVESTMENT FUND 10	0	145.928	145.928
**D	CITIBANK EUROPE PLC AS TRUSTEE FOR STANDARD LIFE WEALTH BALANCED BRIDGE FUND	0	1.912.709	1.912.709
**D	CITIBANK INTERNATIONAL PLC	0	1.600.880	1.600.880
**D	CITIBANK INTERNATIONAL PLC AS TRUSTEE CITIBANK INT.PLC	0	30.258.474	30.258.474
**D	COLONIAL FIRST STATE INVESTMENTS LIMITED	0	350.963	350.963
**D	COLONIAL FIRST STATE INVESTMENTS LIMITED	0	1.956.249	1.956.249
**D	COMMONWEALTH GLOBAL SHARE FUND 30	0	159.476	159.476
**D	COMMONWEALTH SPECIALIST FUND 36	0	6.441	6.441
**D	DOUBLE BLACK DIAMOND OFFSHORE LTD	0	680.293	680.293

542



## Assemblea Ordinaria del 04 maggio 2017

## LISTA ESITO DELLE VOTAZIONE

Oggetto: Determinazione della durata in carica del CdA

## FAVOREVOLI

Badge	Ragione Sociale	Proprio	Delega	Totale
**D	ECOFIN WATER AND POWER OPPORTUNITIES PLC CO BNP PARIBAS SECURITIES SERVICES	0	754.337	754.337
**D	IRISH LIFE ASSURANCE	0	62.865	62.865
**D	IRISH LIFE ASSURANCE	0	3.413.319	3.413.319
**D	IRISH LIFE ASSURANCE	0	47.770	47.770
**D	IRISH LIFE ASSURANCE	0	194.478	194.478
**D	IRISH LIFE ASSURANCE	0	816.693	816.693
**D	IRISH LIFE ASSURANCE PLC	0	159.949	159.949
**D	JANUS CAPITAL FUND PLC	0	411.843	411.843
**D	JAPAN TRUSTEE SERVICES BANK, LTD	0	3.167.527	3.167.527
**D	JOHN HANCOCK FUNDS II GLOBAL ABSOLUTE RETURN STRATEGIES FUND	0	877.073	877.073
**D	JOHN HANCOCK FUNDS II INTERNATIONAL STRATEGIC EQUITY ALLOCATION FUND	0	52.154	52.154
**D	JOHN HANCOCK GLOBAL FOCUSED STRATEGIES FUND	0	253.630	253.630
**D	JOHN HANCOCK VARIABLE INSURANCE TRUST INTERNATIONAL EQUITY INDEX TRUST	0	318.803	318.803
**D	KOREA POST	0	47.153.297	47.153.297
**D	LEGAL AND GENERAL ASSURANCE PENSIONS MANAGEMENT LIMITED	0	180.106	180.106
**D	LEGAL AND GENERAL ASSURANCE SOCIETY LIMITED	0	1.060.527	1.060.527
**D	LEGAL AND GENERAL COLLECTIVE INVESTMENT TRUST	0	24.300	24.300
**D	LSVIEHE, LSV2EHE	0	2.103.037	2.103.037
**D	MACQUARIE INVESTMENT MANAGEMENT LIMITED	0	81.026	81.026
**D	NATIONAL COUNCIL FOR SOCIAL SECURITY FUND.	0	483.452	483.452
**D	PINEBRIDGE FUND SERIES PINEBRIDGE EUROPE EQUITY FUND	0	203.887	203.887
**D	PRINCIPAL MFF EUROPEAN EQUITY FUND	0	500.477	500.477
**D	PRINCIPAL TRUST COMPANY (ASIA LIMITED)	0	117.913	117.913
**D	ROBECO INSTITUTIONAL CONSERVATIVE EQUITY FUND II	0	577.313	577.313
**D	ROBECO INSTITUTIONAL VALUE EQUITY FUND	0	431.563	431.563
**D	ROBECO UMBRELLA FUND I N.V. - ROBECO GLOBAL AC MULTI-FACTOR EQUITITES FUND	0	395.869	395.869
**D	SCRI ROBECO INSTITUTIONAL CONSERVATIVE EQUITY FUND.	0	199.149	199.149
**D	SDA INTL EQUITY INDEX FD WORLD	0	510.629	510.629
**D	SLIC - EUROPEAN EQUITY GROWTH FUND	0	6.154.685	6.154.685
**D	SLIC - EUROPEAN EQUITY INCOME FUND	0	637.116	637.116
**D	SLIC - GLOBAL EQUITY INCOME FUND	0	23.046.317	23.046.317
**D	STANDARD LIFE ASSURANCE LIMITED	0	69.675	69.675
**D	STANDARD LIFE WEALTH ACER FUND CITIBANK INTERNATIONAL PLC	0	292.126	292.126
**D	STICHTING CUSTODY ROBECO INSTITUTIONAL	0	728.995	728.995
**D	STICHTING MN SERVICES AANDELENFONDS EUROPA	0	3.040.245	3.040.245
**D	STICHTING PENSIOENFONDS METAAL	0	385.656	385.656
**D	STICHTING PENSIOENFONDS METAAL EN T MN SERVICES	0	10.145.861	10.145.861
**D	STICHTING PGM DEPOSITARY	0	154.777	154.777
**D	THE NOMURA TRUST AND BANKING CO LTD	0	9.811	9.811
**D	THE NOMURA TRUST AND BANKING CO LTD	0	13.536	13.536
**D	UNITED TECHNOLOGIES CORPORATION MASTER RETIREMENT TRUST (GLOBAL) C/O ANALYTIC INVESTORS LLC	0	43.964	43.964
**D	VICTORY CAPITAL INTERNATIONAL COLLECTIVE INVESTMENT TRUST	0	28.137	28.137
**D	VICTORY CEMP DEVELOPED ENHANCED VOLATILITY WTD INDEX ETF	0	61.967	61.967
**D	VICTORY CEMP INTERNATIONAL HIGH DIV VOLATILITY WTD INDEX ETF	0	0	0

LISTA ESITO DELLE VOTAZIONE  
 Oggetto: Determinazione della durata in carica del Cda

FAVOREVOLI

Badge	Ragione Sociale	Proprio	Delega	Totale
**D	VICTORY CEMP INTERNATIONAL VOLATILITY WTD INDEX ETF	0	5.199	5.199
**D	VICTORY CEMP MARKET NEUTRAL INCOME FUND	0	23.688	23.688
**D	VICTORY RS GLOBAL FUND	0	33.541	33.541
**D	VICTORY RS INTERNATIONAL FUND	0	50.037	50.037
**D	VICTORY RS INTERNATIONAL VIP SERIES	0	382.678	382.678
**D	VICTORY TRIVALENT INTERNATIONAL FUND - CORE EQUITY	0	20.769	20.769
**D	WELLINGTON ALTA FUND	0	11.830	11.830
**D	MARITIME SUPER	0	149.300	149.300
**D	NORGES BANK	0	4.236.177	4.236.177
**D	TRUST FOR RETIR MED, DENT & LIFE INS ARMY&AIR FORCE EXCH	0	69.083	69.083
**D	THE RETIREMENT ANN PL FOR EMPL OF THE ARMY&AIR FORCE EX SERV	0	155.782	155.782
**D	TOWERS WATSON U.S. PENSION PLAN TRUST	0	158.375	158.375
**D	RIVERSIDE CHURCH IN THE CITY OF NEW YORK	0	65.499	65.499
**D	THE METHODIST HOSPITAL	0	218.100	218.100
**D	XEROX CORPORATION RETIREMENT & SAVINGS PLAN	0	82.200	82.200
**D	NOVARTIS CORPORATION PENSION MASTER TRUST	0	123.443	123.443
**D	OS INTERNATIONAL EQUITY FUND	0	492.399	492.399
**D	LEGG MASON DEVELOPED EX-US DIVERSIFIED CORE ETF	0	7.251	7.251
**D	STATE FARM VARIABLE PRODUCT TRUST, INTERNATIONAL EQ INDEX F	0	171.935	171.935
**D	TEACHERS' RETIREMENT SYSTEM OF THE STATE OF ILLINOIS	0	13.232	13.232
**D	TEACHERS' RETIREMENT SYSTEM OF THE STATE OF ILLINOIS	0	3.058.239	3.058.239
**D	BEAUMONT HEALTH MASTER RETIREMENT TRUST	0	25.329	25.329
**D	WILLIAM BEAUMONT HOSPITAL	0	24.337	24.337
**D	KAISER PERMANENTE GROUP TRUST	0	1.378.169	1.378.169
**D	HC CAPITAL TRUST- THE INSTITUTIONAL INTERNATIONAL EQUITY PTF	0	150.456	150.456
**D	ARKWRIGHT, LLC	0	38.202	38.202
**D	KAISER FOUNDATION HOSPITALS	0	331.300	331.300
**D	FIDELITY RUTLAND SQUARE TR II: STRAT ADV INT MULTI-MANAGER F	0	24.947	24.947
**D	FIDELITY RUTLAND SQUARETRUST II: STRATEGIC ADVISERS INT F	0	3.050.290	3.050.290
**D	JOHN HANCOCK VARIABLE INSURANCE TRUST UTILITIES TRUST	0	1.996.321	1.996.321
**D	WELLS FARGO GLOBAL DIVIDEND OPPORTUNITY FUND	0	1.225.000	1.225.000
**D	LAUDUS INTERNATIONAL MARKETMASTERS FUND	0	3.750.000	3.750.000
**D	LAUDUS MONDRIAN INTERNATIONAL EQUITY FUND	0	30.819	30.819
**D	SCHWAB INTERNATIONAL EQUITY ETF	0	629.491	629.491
**D	SCHWAB FUNDAMENTAL INTERNATIONAL LARGE COMPANY ETF	0	4.292.614	4.292.614
**D	SANFORD C. BERNSTEIN INTL VALUE EQ (CAP-WEIGHTED UNHEDGED) F	0	2.719.049	2.719.049
**D	JOHN HANCOCK ENDURING EQUITY FUND	0	78.900	78.900
**D	JOHN HANCOCK VAR INS TRUST STRATEGIC EQUITY ALLOCATION TRUST	0	748.298	748.298
**D	JOHN HANCOCK FUNDS II STRATEGIC EQUITY ALLOCATION FUND	0	2.077.243	2.077.243
**D	US RETIREMENT TRUST	0	1.303.542	1.303.542
**D	PUTNAM DYNAMIC RISK ALLOCATION FUND	0	133.611	133.611
**D	PUTNAM VARIABLE TRUST - PUTNAM VT GLOBAL ASSET ALLOCATION F	0	47.899	47.899
**D		0	29.039	29.039

544

LISTA ESITO DELLE VOTAZIONE  
 Oggetto: Determinazione della durata in carica del Cda

FAVOREVOLI

Badge	Regione Sociale	Proprio	Delega	Totale
**D	PUTNAM DYNAMIC ASSET ALLOCATION GROWTH FUND	0	746.047	746.047
**D	PUTNAM DYNAMIC ASSET ALLOCATION BALANCED FUND	0	500.861	500.861
**D	PUTNAM DYNAMIC ASSET ALLOCATION CONSERVATIVE FUND	0	238.243	238.243
**D	PUTNAM GLOBAL UTILITIES FUND	0	740.654	740.654
**D	PUTNAM VARIABLE TRUST - PUTNAM VT GLOBAL UTILITIES FUND	0	304.635	304.635
**D	PUTNAM TOTAL RETURN TRUST	0	113.667	113.667
**D	PUTNAM RETIREMENT ADVANTAGE GAA GROWTH PORTFOLIO	0	337.513	337.513
**D	PUTNAM RETIREMENT ADVANTAGE GAA BALANCE PORTFOLIO	0	177.822	177.822
**D	PUTNAM RETIREMENT ADVANTAGE GAA CONSERVATIVE PORTFOLIO	0	47.960	47.960
**D	PUTNAM RETIREMENT ADVANTAGE GAA INCOME STRATEGIES PORTFOLIO	0	29.845	29.845
**D	PUTNAM RETIREMENT ADVANTAGE GAA EQUITY PORTFOLIO	0	122.077	122.077
**D	PUTNAM TOTAL RETURN FUND, LLC	0	37.152	37.152
**D	THE STATE OF NEVADA	0	68.297	68.297
**D	PUTNAM DYNAMIC ASSET ALLOCATION EQUITY FUND	0	38.992	38.992
**D	INTERNATIONAL PAPER CO COMMINGLED INVESTMENT GROUP TRUST	0	2.014.237	2.014.237
**D	LAZARD ASSET MANAGEMENT LLC	0	3.602	3.602
**D	LAZARD INTERNATIONAL EQUITY ADVANTAGE PORTFOLIO	0	1.510	1.510
**D	DEKA INVESTMENT GMBH FOR SFT 3-FONDS	0	251.256	251.256
**D	ALLIANZ GLOBAL INVESTORS GMBH FOR DBI-FONDS SFT 4	0	11.163	11.163
**D	J & J PENSION FUND OFF	0	54.836	54.836
**D	INTERNATIONAL EXPATRIATE BENEFIT MASTER TRUST	0	37.133	37.133
**D	MFS VARIABLE INSURANCE TRUST - MFS UTILITIES SERIES	0	9.768.066	9.768.066
**D	MFS HERITAGE TRUST COMPANY COLLECTIVE INVESTMENT TRUST	0	328.696	328.696
**D	MFS DEVELOPMENT FUNDS, LLC	0	16.657	16.657
**D	GOLDMAN SACHS TRST II-GOLDMAN SACHS MULTI-MGR GLOBAL EQT FUND	0	6.998	6.998
**D	GOLDMAN SACHS TRUST- GOLDMAN SACHS GLOBAL MANAGED BETA FUND	0	8.013	8.013
**D	GOLDMAN SACHS TRUST - GOLDMAN SACHS GLOBAL INFRASTRUCTURE FUND	0	10.184	10.184
**D	GOLDMAN SACHS TRUST II GOLDMAN SACHS GQG PART INTL OPP FD	0	270.475	270.475
**D	INTERNATIONAL MONETARY FUND	0	318.037	318.037
**D	USAA GLOBAL EQUITY INCOME FUND	0	255.410	255.410
**D	ALLIANCEBERNSTEIN GLOBAL RISK ALLOCATION FUND INC	0	10.639	10.639
**D	THE ALLIANCEBERNSTEIN POOLING PTF - ALLIANCEB VOL MNGM PTF	0	70.699	70.699
**D	ALLIANCEBERNST VAR PROD SER F INC.ALLIANCEB DYN ASSET ALL PTF	0	72.583	72.583
**D	AB VARIABLE PROD SERIES FD, INC.-AB BALANCED WEALTH STG PORTF	0	37.731	37.731
**D	ALLIANZ GLOBAL INVESTORS GMBH FOR DBI-FONDS ANDUS	0	225.319	225.319
**D	JOHN HANCOCK LIFE AND HEALTH INSURANCE COMPANY	0	365.073	365.073
**D	RUSSELL TRUST CO COMMINGLED EMPLOYEE BENEFIT FUNDS TRUST	0	10.535.977	10.535.977
**D	RUSSELL INVESTMENT COMPANY PLC	0	8.170.808	8.170.808
**D	METROPOLITAN LIFE INSURANCE COMPANY	0	289.164	289.164
**D	THE MASTER TRUST BK OF JP LTD: HITACHI FOREIGN EQ INDEX MF	0	147.136	147.136
**D	SPDR MSCI WORLD QUALITY MIX FUND	0	1.302	1.302
**D	COMMONFUND STRATEGIC SOLUTIONS GLOBAL EQUITY, LLC	0	488.700	488.700
**D	GMAM INVESTMENT FUNDS TRUST	0	673.786	673.786

545



LISTA ESITO DELLE VOTAZIONE  
 Oggetto: Determinazione della durata in carica del CdA

FAVOREVOLI

Badge	Ragione Sociale	Proprio	Delega	Totale
**D	GMAM INVESTMENT FUNDS TRUST	0	805.100	805.100
**D	IBM RETIREMENT PLAN	0	52.225	52.225
**D	ALLIANZ GLOBAL INV GMBH FOR ALLIANZGI-FONDS SFT2	0	46.546	46.546
**D	DEUTSCHE ASSET MNGM INV GMBH FOR DEAM FONDS BBS	0	48.000	48.000
**D	THORNBERG INVESTMENT INCOME BUILDER FUND	0	15.700.200	15.700.200
**D	NEUBERGER BERMAN ALTERNATIVE FUNDS NB MULTI-ASSET INCOME FUND	0	747	747
**D	AMERICAN BUREAU OF SHIPPING	0	13.705	13.705
**D	JAPAN TRUSTEE SERV BK LTD ATF SMTB PIMCO RAE LO VOL FR EQT M F	0	8.321	8.321
**D	PRINCIPAL GLOBAL INVESTORS COLLECTIVE INVESTMENT TRUST	0	527.642	527.642
**D	AMERICAN BAR ASSOCIATION MEMBERS/MTC COLLECTIVE TRUST	0	74.200	74.200
**D	AMERICAN CENTURY STRATEGIC ASSET ALL, INC. STRAT ALL CONS F	0	54.095	54.095
**D	AMERICAN CENTURY STRAT ASSET ALL, INC. STRAT ALL MODERATE F	0	227.054	227.054
**D	AMERICAN CENTURY STRAT ASSET ALL, INC. STRATEGIC ALL AGGR F	0	176.089	176.089
**D	AMERICAN CENTURY QUANTITATIVE EQUITY FUNDS, INC. INT CORE EQ	0	51.084	51.084
**D	AMERICAN CENTURY WORLD MUTUAL FUNDS, INC. INTL VALUE F	0	251.490	251.490
**D	AMERICAN CENTURY WORLD MUTUAL FUNDS, INC. - NT INT VALUE FUND	0	2.622.881	2.622.881
**D	AMERICAN CENTURY RETIREMENT DATE TRUST	0	361.897	361.897
**D	XEROX CANADA EMPLOYEES RETIREMENT PLAN	0	47.900	47.900
**D	PEOPLE'S BANK OF CHINA	0	6.064.055	6.064.055
**D	PEOPLE'S BANK OF CHINA	0	7.920.971	7.920.971
**D	JP TR SERV BK LTD ATF MATB MSCI KOKUSAI INDEX MOTHER F	0	159.409	159.409
**D	AXA IM SMART MATCHING SOLUTIONS PUBLIC LIMITED COMPANY	0	42.000	42.000
**D	ALPINE GLOBAL INFRASTRUCTURE FUND	0	521.000	521.000
**D	ANIMA FUNDS PLC	0	2.504.661	2.504.661
**D	ANGELES GLOBAL EQUITY OPPORTUNITIES FUND LLC	0	87.000	87.000
**D	THE MASTER TR BK OF JP LTD ATF INVESCO DEV COUNT EQ INDEX M F	0	750	750
**D	PENSION FUND OF SUMITOMO MITSUI BANKING CORPORATION	0	52.319	52.319
**D	THE MASTER TRUST BK OF JP RE F RUSSELL INV (JP) INTL EQUITY F	0	234.700	234.700
**D	TOYOTA MOTOR PENSION FUND	0	223.583	223.583
**D	AQR GLOBAL ENHANCED MINIMUM VOLATILITY EQUITY FUND, L.P.	0	881	881
**D	AQR INTERNATIONAL EQUITY EDGE FUND, L.P.	0	4.360	4.360
**D	AQR FUNDS - AQR INT RELAXED CONSTRAINT EQUITY FUND	0	9.101	9.101
**D	ARROWSTREET MULTI STRATEGY UMBRELLA PLC	0	308.057	308.057
**D	ARROWSTREET INTERNATIONAL EQUITY EAFE TRUST FUND	0	68.288	68.288
**D	ARROWSTREET INTL EQ ACWI EX US ALPHA EXTENSION TRUST FUND	0	58.782	58.782
**D	AXA INVESTMENT MANAGERS DEUTSCHLAND GMBH FOR AXA EUROPA	0	150.000	150.000
**D	AXA INVESTMENT MANAGERS DEUTSCHLAND GMBH FOR AXA WELT	0	63.000	63.000
**D	GENERAL CONFERENCE CORPORATION OF SEVENTH DAY ADVENTISTS	0	313.808	313.808
**D	AXA ROSENBERG EQUITY ALPHA TRUST	0	1.665.000	1.665.000
**D	STATE OF ALASKA RETIREMENT AND BENEFITS PLANS	0	1.184.073	1.184.073
**D	STATE OF ALASKA RETIREMENT AND BENEFITS PLANS	0	815.702	815.702
**D	JP TRU SERVICES BK, LTD. AS TRU FOR SMTB GMAS EQ MOTHER FD	0	18.114	18.114
**D	OBLATE INTERNATIONAL PASTORAL INVESTMENT TRUST	0	28.150	28.150

546

LISTA ESITO DELLE VOTAZIONE  
 Oggetto: Determinazione della durata in carica del CdA

## FAVOREVOLI

Badge	Ragione Sociale	Proprio	Delega	Totale
**D	UNITED TECHNOLOGIES CORPORATION EMPLOYEE SAVINGS PLAN	0	515.967	515.967
**D	THE WALT DISNEY COMPANY RETIREMENT PLAN MASTER TRUST	0	111.482	111.482
**D	BROOKFIELD REAL ASSETS HYBRID MASTER FUND I.P	0	73.800	73.800
**D	THE MASTER TRUST BK OF JP LTD: RUSSELL GLB ENVIR TECH FUND	0	3.338	3.338
**D	MERCER DIOCESE OF BROOKLYN GROWTH STRATEGY	0	156.815	156.815
**D	MERCER DIOCESE OF BROOKLYN GROWTH STRATEGY	0	158.300	158.300
**D	MERCER DIOCESE OF BROOKLYN LAY PENSION INVESTMENT TRUST	0	78.140	78.140
**D	MERCER DIOCESE OF BROOKLYN LAY PENSION INVESTMENT TRUST	0	78.900	78.900
**D	MERCER DIOCESE OF BROOKLYN LAY PENSION INVESTMENT TRUST	0	2.569.483	2.569.483
**D	SIFORE XXI BANORTE CONS, SOC ANON DE CAPITAL VARIABLE	0	2.692.631	2.692.631
**D	TIAA-CREF FUNDS - ENHANCED INTERNATIONAL EQUITY INDEX FUND	0	775.255	775.255
**D	MET INVESTOR SERIES TRUST-ALLIANZ GLOBAL DYNAMIC ALL PTF	0	179.232	179.232
**D	MET INVESTORS SERIES TRUST- SCHROEDERS GLOBAL MULTI-ASSET PTF	0	1.905.374	1.905.374
**D	MET INVESTORS SERIES TRUST- JPMORGAN GLOBAL ACTIVE ALL PTF	0	6.172.022	6.172.022
**D	RUSSELL INVESTMENT COMPANY - RUSSELL INTERN DEVELOPED MKT F	0	843.198	843.198
**D	RUSSELL INVESTMENT COMPANY RUSSELL GLOBAL EQUITY FUND	0	319.508	319.508
**D	HENDERSON DIVIDEND + INCOME BUILDER FUND	0	78.732	78.732
**D	CENTRAL PROVIDENT FUND BOARD	0	4.131.639	4.131.639
**D	UAW RETIREE MEDICAL BENEFITS TRUST	0	42.627	42.627
**D	DESJARDINS CANADIAN BALANCED FUND	0	77.181	77.181
**D	CALVERT VP EAFE INTERNATIONAL INDEX PORTFOLIO	0	11.899.564	11.899.564
**D	CAISSE DE DEPOT ET PLACEMENT DU QUEBEC	0	8.108.176	8.108.176
**D	THE REGENTS OF THE UNIVERSITY OF CALIFORNIA	0	653.000	653.000
**D	EIC ENERGY UTILITY FUND	0	699.746	699.746
**D	ALLIANZ GLOBAL INVESTORS GMBH FOR ELK-COFONDS	0	1.821.881	1.821.881
**D	MICROSOFT CORPORATION SAVINGS PLUS 401(K) PLAN	0	2.084.783	2.084.783
**D	ALLIANZ NFJ INTERNATIONAL VALUE FUND	0	208.829	208.829
**D	ALLIANZGI BEST STYLES GLOBAL EQUITY FUND	0	57.753	57.753
**D	ALLIANZGI BEST STYLES INTERNATIONAL EQUITY FUND	0	32.176	32.176
**D	ALLIANZGI BEST STYLES INTERNATIONAL EQUITY FUND	0	1.385	1.385
**D	ALLIANZ NFJ INTERNATIONAL VALUE II FUND	0	193.435	193.435
**D	LORD ABBETT SERIES FUND, INC. - INTERNATIONAL CORE EQ PTF	0	1.690.148	1.690.148
**D	LORD ABBETT SECURITIES TRUST-LORD ABBETT INT CORE EQ F	0	338.670	338.670
**D	FEDEX CORPORATION EMPLOYEES PENSION TRUST	0	157.274	157.274
**D	PARAMETRIC INTERNATIONAL EQUITY FUND	0	96.200	96.200
**D	SOJECCI II LTEE	0	48.562	48.562
**D	TAX - MANAGED INTERNATIONAL EQUITY PORTFOLIO	0	250.000	250.000
**D	GABELLI UTILITIES FUND	0	230.000	230.000
**D	THE GABELLI DIVIDEND & INCOME TRUST	0	80.000	80.000
**D	THE GABELLI GLOBAL UTILITY & INCOME TRUST	0	2.628.347	2.628.347
**D	GENERAL ELECTRIC PENSION TRUST	0	998.328	998.328
**D	RUSSELL INVESTMENT FUNDS NON-U.S. FUND	0	739.735	739.735
**D	RUSSELL INVESTMENT COMPANY RUSSELL TAX-MANAGED INTL EQ FUND	0	590.894	590.894
**D	RUSSELL INVESTMENT COMPANY SELECT INTERNATIONAL EQUITY FUND	0		



LISTA ESITO DELLE VOTAZIONE  
 Oggetto: Determinazione della durata in carica del CdA

FAVOREVOLI

Badge	Ragione Sociale	Proprio	Delega	Totale
**D	LAND BK OF IW IN ITS CAP AS MSTR CUS OF FR TEM SIN M-A INC B F	0	28.195	28.195
**D	MARQUIS INSTITUTIONAL GLOBAL EQUITY PORTFOLIO	0	51.650	51.650
**D	PIMCO BALANCED INCOME FUND (CANADA)	0	14.100	14.100
**D	THE HARTFORD GLOBAL REAL ASSET FUND	0	114.712	114.712
**D	THE HARTFORDGLOBAL ALL- ASSET FUND	0	20.184	20.184
**D	AMERICAN FUNDS INSURANCE SERIES CAPITAL INCOME BUILDER	0	494.674	494.674
**D	ROCHE U.S. RETIREMENT PLANS MASTER TRUST	0	1.339.900	1.339.900
**D	CITY OF HOPE	0	86.500	86.500
**D	BECKMAN RESEARCH INSTITUTE OF THE CITY OF HOPE	0	61.500	61.500
**D	CITY OF HOPE NATIONAL MEDICAL CENTER	0	79.000	79.000
**D	CENTRAL BANK OF TRINIDAD AND TOBAGO	0	1.205.822	1.205.822
**D	RUSSELL INVESTMENT COMPANY MULTI-ASSET GROWTH STRATEGY FUND	0	29.004	29.004
**D	BROOKFIELD GLOBAL REAL ASSET FUND	0	18.200	18.200
**D	TRANSAMERICA JPMORGAN TACTICAL ALLOCATION VP	0	109.592	109.592
**D	MONY LIFE RETIREMENT INCOME SECURITYPLAN FOR EMPLOYEES	0	5.960	5.960
**D	TRANSAMERICA AB DYNAMIC ALLOCATION VP	0	39.844	39.844
**D	ICON INTERNATIONAL EQUITY FUND	0	177.000	177.000
**D	TANGERINE BALANCED INCOME PORTFOLIO	0	16.557	16.557
**D	TANGERINE BALANCED PORTFOLIO	0	101.866	101.866
**D	TANGERINE BALANCED GROWTH PORTFOLIO	0	86.522	86.522
**D	TANGERINE EQUITY GROWTH PORTFOLIO	0	74.941	74.941
**D	STATE FARM MUTUAL FUND TRUST, INTERNATIONAL INDEX FUND	0	158.717	158.717
**D	MASSMUTUAL SELECT OVERSEAS FUND	0	465.251	465.251
**D	MAINSTAY VP MFS UTILITIES PORTFOLIO	0	7.895.688	7.895.688
**D	TRANSAMERICA BLACKROCK GLOBAL ALLOCATION VP	0	705.964	705.964
**D	MM SELECT EQUITY ASSET FUND	0	171.948	171.948
**D	MM MSCI EAFE INTERNATIONAL INDEX FUND	0	166.142	166.142
**D	GMO TAX-MANAGED GLOBAL BALANCED PORTFOLIO	0	38.039	38.039
**D	GMO IMPLEMENTATION FUND	0	2.652.207	2.652.207
**D	JANUS CAPITAL MANAGEMENT LLC	0	20	20
**D	RUSSELL INVESTMENT COMPANY IV PLC	0	537.826	537.826
**D	JOHNSON & JOHNSON PENSION & SAVINGS PLANS MASTER TRUST	0	198.000	198.000
**D	PENSIONSKASSE JOHNSON & JOHNSON SCHWEIZ	0	82.709	82.709
**D	INTECH GLOBAL ALL COUNTRY ENHANCED INDEX FUND LLC	0	7.819	7.819
**D	SUNAMERICA SERIES TRUST GLOBAL EQUITIES PORTFOLIO	0	360.140	360.140
**D	SUNAMERICA SERIES TRUST TELECOM UTILITY PORTFOLIO	0	272.236	272.236
**D	SEASONS SERIES TRUST ASSET ALLOCATION:DIVERSIFIED GROWTH PTF	0	35.095	35.095
**D	SEASONS SERIES TRUST INTERNATIONAL EQUITY PORTFOLIO	0	126.595	126.595
**D	SUNAMERICA SERIES TRUST- SA BLACKROCK VCP GLO MUL ASSET PTF	0	172.059	172.059
**D	SUNAMERICA SERIES TRUST- SA SCHRODERS VCP GLO ALLOC PORTFOLIO	0	64.530	64.530
**D	SUNAMERICA SERIES TRUST - SA INTERNATIONAL INDEX PORTFOLIO	0	136.619	136.619
**D	ORANGE COUNTY EMPLOYEES RETIREMENT SYSTEM	0	383.270	383.270
**D	RUSSELL COMMON CONTRACTUAL FUND	0	333.200	333.200

548

LISTA ESITO DELLE VOTAZIONE

Oggetto: Determinazione della durata in carica del CdA

FAVOREVOLI

Badge	Ragione Sociale	Proprio	Delega	Totale
**D	RUSSELL INVESTMENT COMPANY V PLC	0	394.086	394.086
**D	RUSSELL INSTITUTIONAL FUNDS PLC	0	29.890	29.890
**D	STATE STREET GLOBAL EQUITY EX-US INDEX PORTFOLIO	0	370.696	370.696
**D	STATE STREET DISCIPLINED GLOBAL EQUITY PORTFOLIO	0	9.520	9.520
**D	STATE STREET INTERNATIONAL DEVELOPED EQUITY INDEX PORTFOLIO	0	1.341.151	1.341.151
**D	DEUTSCHE EAFE EQUITY INDEX FUND	0	33.775	33.775
**D	KP INTERNATIONAL EQUITY FUND	0	151.868	151.868
**D	KANSAS PUBLIC EMPLOYEES RETIREMENT SYSTEM	0	1.847.947	1.847.947
**D	RHUMBLINE INTERNATIONAL POOLED INDEX TRUST	0	42.398	42.398
**D	LOS ANGELES COUNTY EMPLOYEES RETIREMENT ASSOCIATION	0	104.000	104.000
**D	LORD ABBETT INTERNATIONAL CORE EQUITY TRUST	0	93.243	93.243
**D	SPDR MSCI ACWI IMI ETF	0	16.475	16.475
**D	SPDR MSCI EAFE QUALITY MIX ETF	0	45.802	45.802
**D	SPDR MSCI WORLD QUALITY MIX ETF	0	3.744	3.744
**D	HARTFORD MULTIFACTOR DEVELOPED MARKETS (EX-US) ETF	0	7.767	7.767
**D	ALLIANCEBERNSTEIN INTERNATIONAL ALL-COUNTRY PASSIVE SERIES	0	90.835	90.835
**D	RUSSELL INV MULTI-ASSET FACTOR EXPOSURE FUND	0	1.865.751	1.865.751
**D	ALLIANZ GLOBAL INVESTORS GMBH FOR ALLIANZ STRAT. STABILITAET	0	217.156	217.156
**D	ALLIANZ GLOBAL INVESTORS GMBH FOR ALLIANZ STRAT. WACHSTUM	0	302.528	302.528
**D	MDPIM INTERNATIONAL EQUITY POOL	0	51.834	51.834
**D	MD INTERNATIONAL VALUE FUND	0	388.061	388.061
**D	MD EQUITY FUND	0	373.100	373.100
**D	MDPIM INTERNATIONAL EQUITY FUND	0	152.189	152.189
**D	MERCER QIF CCF	0	413.850	413.850
**D	MERCER QIF FUND PLC	0	105.800	105.800
**D	MERCER GLOBAL EQUITY FUND	0	1.312.658	1.312.658
**D	MORGAN STANLEY INSTITUTIONAL FUND TR- GL MULTI-ASSET INC PTF	0	39.200	39.200
**D	MET INVESTORS SERIES TRUST- PANAGORA GLO DIVERSIFIED RISK PTF	0	89.607	89.607
**D	BLUE CROSS BLUE SHIELD OF KANSAS, INC	0	100.000	100.000
**D	NORTHROP GRUMMAN CORPORATION VEBI MASTER TRUST I	0	6.182.419	6.182.419
**D	BURROUGHS WELLCOME FUND	0	101.228	101.228
**D	DEUTSCHE BANK-ONSHORE	0	314.747	314.747
**D	STATE OF NEW JERSEY COMMON PENSION FUND D	0	594.456	594.456
**D	ONTARIO TEACHERS PENSION PLAN BOARD	0	1.336	1.336
**D	NEW SHIPS, INC. PENSION MASTER TRUST	0	11.684	11.684
**D	CITY OF NEW YORK GROUP TRUST	0	6.835	6.835
**D		0	26.125	26.125
**D		0	9.415	9.415
**D		0	9.411	9.411
**D		0	3.987.454	3.987.454
**D		0	785.400	785.400
**D		0	390.042	390.042
**D		0	2.462.589	2.462.589

Azionisti in proprio: 2673 Testi: 15  
 Azionisti in delega: 7 Azionisti in delega: 2666

549

LISTA ESITO DELLE VOTAZIONE

Oggetto: Determinazione della durata in carica del CdA

FAVOREVOLI

Badge	Ragione Sociale	Proprio	Delega	Totale
**D	ONEOK, INC. RETIREMENT PLAN TRUST	0	34.886	34.886
**D	COSMOPOLITAN INVESTMENT FUND	0	709.642	709.642
**D	PIMCO RAE FUNDAMENTAL INTERNATIONAL FUND LLC	0	1.241.002	1.241.002
**D	PIMCO EQUITY SERIES: PIMCO RAE FUNDAMENTAL INTERNATIONAL FUND	0	504.064	504.064
**D	PRINCIPAL LIFE INSURANCE COMPANY	0	2.536.580	2.536.580
**D	DIVERSIFIED REAL ASSET CIT	0	633.386	633.386
**D	PUTNAM WORLD TRUST	0	50.293	50.293
**D	THE UNIVERSITY OF HONG KONG	0	35.573	35.573
**D	CERN PENSION FUND	0	1.500.092	1.500.092
**D	RETIREMENT & SEC PROG. & SAVNGS PLN OF NTCA & ITS MBRS MSTR TST	0	92.664	92.664
**D	DEUTSCHE ASSET MNGM INV GMBH FOR DEAM-FONDS KLP 1	0	68.000	68.000
**D	DEUTSCHE ASSET MNGM INV GMBH FOR DEAM-FONDS PPC GEF	0	25.152	25.152
**D	DEUTSCHE ASSET MNGM INV GMBH FOR DEAM-FONDS RBBS	0	70.000	70.000
**D	DEUTSCHE ASSET MNGM INV GMBH FOR DEAM-FONDS BW GEFMAN	0	19.566	19.566
**D	DEUTSCHE ASSET MNGM INV GMBH FOR DEAM-FONDS DN13	0	137.000	137.000
**D	DEUTSCHE ASSET MNGM INV GMBH FOR DEAM-FONDS PPC EQ	0	159.249	159.249
**D	DEUTSCHE ASSET MNGM INV GMBH FOR GCB PENSION FUND GERMANY	0	69.458	69.458
**D	DEUTSCHE ASSET MNGM INV GMBH FOR DEAM FONDS AKS	0	20.000	20.000
**D	DEUTSCHE ASSET MNGM INV GMBH FOR DEAM FONDS DAM 2	0	40.000	40.000
**D	DEUTSCHE ASSET MNGM INV GMBH FOR DEAM-FONDS BG 2	0	30.000	30.000
**D	DEUTSCHE ASSET MNGM INV GMBH FOR DEAM FONDS TOCO	0	110.000	110.000
**D	DEUTSCHE ASSET MNGM INV GMBH FOR DEAM FONDS AVD 2	0	20.900	20.900
**D	DEUTSCHE ASSET MNGM INV GMBH FOR DEAM-FONDS-BCA 1	0	85.000	85.000
**D	DEUTSCHE ASSET MNGM INV GMBH FOR DEAM FONDS DAA	0	33.900	33.900
**D	DEUTSCHE ASSET MNGM INV GMBH FOR DEAM-FONDS DEUK	0	60.000	60.000
**D	DEUTSCHE ASSET MNGM INV GMBH FOR DEAM FONDS CA IV	0	24.000	24.000
**D	DEUTSCHE ASSET MNGM INV GMBH FOR DEAM FONDS KDE 1	0	60.000	60.000
**D	DEUTSCHE ASSET MNGM INV GMBH FOR DEAM FONDS WOP 1	0	215.511	215.511
**D	DEUTSCHE ASSET MNGM INV GMBH FOR DEAM FONDS WOP 2	0	135.396	135.396
**D	DEUTSCHE ASSET MNGM INV GMBH FOR STIFTUNGSFONDS SVOP	0	89.909	89.909
**D	DEUTSCHE ASSET MNGM INV GMBH FOR DEAM-FONDS DVERG	0	45.000	45.000
**D	DEUTSCHE ASSET MNGM INV GMBH FOR DEAM FONDS PFM	0	70.000	70.000
**D	DEUTSCHE ASSET MNGM INV GMBH FOR DEAM-FONDS EXEMPLIUM	0	15.000	15.000
**D	DEUTSCHE ASSET MNGM INV GMBH FOR DEAM FONDS NSW	0	40.500	40.500
**D	DEUTSCHE AM INV GMBH FOR DEAM FONDS RHEIN	0	340.000	340.000
**D	DEUTSCHE ASSET MNGM INV GMBH FOR DEAM FONDS KLILI	0	11.000	11.000
**D	DEUTSCHE ASSET MNGM INV GMBH FOR DEAM FONDS SFBWL	0	500.000	500.000
**D	DEUTSCHE ASSET MNGM INV GMBH FOR DEAM FONDS SLM 1	0	362.100	362.100
**D	DEUT ASS & WEALTH MNGM INV GMBH FOR DEAM-FONDS LHG 1	0	202.000	202.000
**D	DEUTSCHE ASSET MNGM INV GMBH FOR DEAM FONDS PMC 1	0	120.000	120.000
**D	DEUTSCHE ASSET MNGM INV GMBH FOR DEAM FONDS PKN 2	0	2.998.721	2.998.721
**D	DEUTSCHE ASSET MNGM INV GMBH FOR DEAM- FONDS OKA	0	30.000	30.000
**D	DEUTSCHE ASSET MNGM INV GMBH FOR DEAM FONDS AO 1	0	10.000	10.000

550

LISTA ESITO DELLE VOTAZIONE  
 Oggetto: Determinazione della durata in carica del CdA

FAVOREVOLI

Badge	Ragione Sociale	Proprio	Delega	Totale
**D	DEUTSCHE ASSET MNGM INV GMBH FOR DEAM FONDS APD	0	5.000	5.000
**D	DEUTSCHE ASSET MNGM INV GMBH FOR DEAM FONDS DVG 1	0	23.400	23.400
**D	DEUTSCHE ASSET MNGM INV GMBH FOR DEAM FONDS PTF	0	77.000	77.000
**D	DEUTSCHE ASSET MNGM INV GMBH FOR DEAM FONDS RTU 1	0	20.000	20.000
**D	DEUTSCHE ASSET MNGM INV GMBH FOR DEAM FONDS PSF 1	0	31.304	31.304
**D	DEUTSCHE ASSET MNGM INV GMBH FOR DEAM FONDS SCSM	0	12.901	12.901
**D	DEUTSCHE ASSET MNGM INV GMBH FOR DEAM FONDS STK	0	28.600	28.600
**D	DEUTSCHE ASSET MNGM INV GMBH FOR DEAM FONDS SVSW	0	55.000	55.000
**D	DEUTSCHE ASSET MNGM INV GMBH FOR DEAM-FONDS UZS 1	0	50.000	50.000
**D	DEUTSCHE ASSET MNGM INV GMBH FOR STIFTUNGSFONDS SV 1	0	240.000	240.000
**D	DEUTSCHE ASSET MNGM INV GMBH FOR STIFTUNGSFONDS SVC 1	0	38.868	38.868
**D	DEUTSCHE ASSET MNGM INV GMBH FOR DEAM FONDS SWI	0	33.000	33.000
**D	DEUTSCHE ASSET MNGM INV GMBH FOR DEAM F STRATAV EUR STRAT1	0	125.000	125.000
**D	DEUTSCHE ASSET MNGM INV GMBH FOR DEAM FONDS VEF	0	13.500	13.500
**D	DEUTSCHE ASSET MNGM INV GMBH FOR DEAM-HAD-MITARBEITER I	0	6.500	6.500
**D	DEUTSCHE ASSET MNGM INV GMBH FOR DEAM-HAD-MITARBEITER II	0	15.000	15.000
**D	DEUTSCHE ASSET MNGM INV GMBH FOR DEAM FONDS LWI	0	20.000	20.000
**D	DEUTSCHE ASSET MNGM INV GMBH FOR DEAM-FONDS ZDB	0	150.000	150.000
**D	DEUTSCHE ASSET MNGM INV GMBH FOR DEAM FONDS PVZ 1	0	16.000	16.000
**D	DEUTSCHE ASSET MNGM INV GMBH FOR DEAM FONDS ZSB 1	0	230.000	230.000
**D	DEUTSCHE ASSET MNGM INV GMBH FOR DEAM-FONDS CPT	0	60.000	60.000
**D	DEUTSCHE ASSET MANAGEMENT INVESTMENT GMBH FOR DEUTSCHE RR17	0	5.820	5.820
**D	INTEL CORPORATION RETIREE MEDICAL PLAN TRUST	0	49.044	49.044
**D	STATE OF ALASKA DEPARTMENT OF ADMINISTRATION	0	354.310	354.310
**D	ALASKA COMMON TRUST FUND	0	211.155	211.155
**D	AQR COLLECTIVE INVESTMENT TRUST	0	110.644	110.644
**D	GREYSTONE INTERNATIONAL INCOME AND GROWTH FUND	0	345.600	345.600
**D	PANAGORA DYNAMIC GLOBAL EQUITY (EX TOBACCO) FUND	0	94.448	94.448
**D	THRIVENT PARTNER WORLDWIDE ALLOCATION FUND	0	1.068.850	1.068.850
**D	THRIVENT PARTNER WORLDWIDE ALLOCATION PORTFOLIO	0	263.178	263.178
**D	RUSSELL INSTITUTIONAL FUNDS, LLC-RUSSELL INTL EQUITY FUND	0	579.002	579.002
**D	RUSSELL INSTL FUNDS, LLC-RUSSELL MULTI-ASSET CORE PLUS FUND	0	1.182.987	1.182.987
**D	RUSSELL INSTITUTIONAL FUNDS, LLC-RUSSELL GLOB EQ PLUS FUND	0	281.928	281.928
**D	FLOURISH INVESTMENT CORPORATION	0	133.718	133.718
**D	OMERS ADMINISTRATION CORPORATION	0	10.935.993	10.935.993
**D	HONG KONG HOUSING SOCIETY	0	59.593	59.593
**D	GOV OF HM THE SULTAN AND YANG DI-PERTUAN OF BRUNEI DARUSSALAM	0	236.311	236.311
**D	BANK OF KOREA	0	363.295	363.295
**D	BIMCOR OVERSEAS POOLED FUND	0	1.032.609	1.032.609
**D	BIMCOR GLOBAL EQUITY POOLED FUND	0	270.659	270.659
**D	GOVERNMENT OF THE PROVINCE OF ALBERTA	0	541.008	541.008
**D	SPHERE FTSE EUROPE SUSTAINABLE YIELD INDEX ETF	0	7.145.000	7.145.000
**D		0	3.908	3.908

551

Assemblea Ordinaria del 04 maggio 2017

## LISTA ESITO DELLE VOTAZIONE

Oggetto: Determinazione della durata in carica del Cda

## FAVOREVOLI

Badge	Ragione Sociale	Proprio	Delega	Totale
**D	POWER ASSETS DEFINED CONTRIBUTION SCHEME	0	15.447	15.447
**D	SANOFI-AVENTIS US PENSION TRUST	0	45.600	45.600
**D	SSGA MSCI ACWI EX-USA INDEX NON-LENDING DAILY TRUST	0	174.679	174.679
**D	GAM INVESTMENT MANAGEMENT (SWITZERLAND) AG	0	434.785	434.785
**D	GAM INVEST MANAG (SWITZ) AG VI VORSORGEINV VI CORE AKTN AUSLAND	0	9.120	9.120
**D	HARTFORD SCHROEDERS INTERNATIONAL MULTI-CAP VALUE FUND	0	194.636	194.636
**D	STATE STREET IRELAND UNIT TRUST	0	1.867.747	1.867.747
**D	STANDARD LIFE INV GLO ABS RETURN STRAT MASTER FUND LTD.	0	2.182.476	2.182.476
**D	STANDARD LIFE INVEST GLOBAL FOCUSED STRATEGIES MASTER FUND LTD	0	520.890	520.890
**D	SWISS AND GLOBAL AM AG ON BEHALF OF SSGA EUROPE EQUITY INDEX	0	23.030	23.030
**D	SSGA SPDR ETFs EUROPE I PUBLIC LIMITED COMPANY	0	1.052.072	1.052.072
**D	SSGA SPDR ETFs EUROPE II PUBLIC LIMITED COMPANY	0	1.121.453	1.121.453
**D	SIR DAVID TRENCH FUND FOR RECREATION	0	19.258	19.258
**D	SUNSUPER SUPERANNUATION FUND	0	915.151	915.151
**D	CALIFORNIA PUBLIC EMPLOYEES RETIREMENT SYSTEM	0	24.831.484	24.831.484
**D	ROMAN CATHOLIC BISHOP OF SPRINGFIELD A CORPORATION SOLE	0	8.322	8.322
**D	TEACHER RETIREMENT SYSTEM OF TEXAS	0	16.921.108	16.921.108
**D	TENNESSEE CONSOLIDATED RETIREMENT SYSTEM	0	5.134.859	5.134.859
**D	DEUTSCHE ASSET MNGM INV GMBH FOR DEAM-FONDS PG EQ	0	196.866	196.866
**D	AXA SWISS INSTITUTIONAL FUND - EQUITIES GLOBAL EX SWITZERLAND	0	99.000	99.000
**D	DEUTSCHE ASSET MNGM INV GMBH FOR DEAM FONDS MIR 1	0	33.000	33.000
**D	DEUTSCHE ASSET MNGM INV GMBH FOR DEAM FONDS GFN 1	0	80.000	80.000
**D	DEUTSCHE ASSET MNGM INV GMBH FOR DEAM FONDS PFDR	0	47.194	47.194
**D	PINEBRIDGE GLOBAL FUNDS	0	240.269	240.269
**D	DEUTSCHE ASSET MNGM INV GMBH FOR DEAM-FONDS BPT	0	840.000	840.000
**D	DEUTSCHE ASSET MNGM INV GMBH FOR MI-FONDS 415	0	1.903.915	1.903.915
**D	METZLER ASSET MANAGEMENT GMBH FOR DEAM-FONDS RVT	0	30.000	30.000
**D	ALLIANZ GLOBAL INVESTORS GMBH FOR ALLIANZGI-FONDS HPT	0	221.286	221.286
**D	DEUTSCHE ASSET MNGM INV GMBH FOR DEAM-FONDS PAL 1	0	69.300	69.300
**D	DEUTSCHE ASSET MNGM INV GMBH FOR DEAM-FONDS GSK 1	0	85.000	85.000
**D	ASIAN DEVELOPMENT BANK	0	352.688	352.688
**D	UBS (IRL) ETF PLC	0	614.225	614.225
**D	SOUTH CALIF UTD FOOD & COMM WK UN & FOOD EMPL JOINT PENS TR F	0	811.564	811.564
**D	CAPITAL GROUP INTERNATIONAL EQUITY FUND (CANADA)	0	26.647	26.647
**D	CAPITAL INTERNATIONAL - GROWTH AND INCOME	0	49.000	49.000
**D	VANGUARD FTSE DEVELOPED EUROPE ALL CAP INDEX ETF	0	77.183	77.183
**D	VANGUARD FTSE DEVELOPED ALL CAP EX NORTH AMERICA INDEX ETF	0	70.153	70.153
**D	VANGUARD DEVEL ALL-CAP EX NORTH AMERICA EQT IND POOLED FUND	0	14.116	14.116
**D	VANGUARD GLOBAL VAUDE FACTOR ETF	0	2.139	2.139
**D	VANGUARD INVESTMENTS II COMMON CONTRACTUAL FUND	0	175.472	175.472
**D	VANGUARD INVESTMENTS COMMON CONTRACTUAL FUND	0	619.874	619.874
**D	VANGUARD FTSE DEVELOPED EUROPE INDEX ETF	0	17.315	17.315
**D	THE WELLINGTON TR COM NATIONAL ASS MULT COLLECT INV F TRUST	0	781.961	781.961

Azionisti:  
Azionisti in proprio:2673 Teste:  
7 Azionisti in delega:15  
2666

Pagina 46

552

LISTA ESITO DELLE VOTAZIONE  
 Oggetto: Determinazione della durata in carica del Cda

FAVOREVOLI

Badge	Ragione Sociale	Proprio	Delega	Totale
**D	THE WELLINGTON TR CO NAT ASS MULT COMM, ENDURING ASSETS PTF	0	1.180.874	1.180.874
**D	WELLINGTON TR CO, NA MULT COMM TR F TR, REAL TOTAL RETURN PTF	0	780	780
**D	WELLINGTON TR CO NAT ASS MULT COM TR F TR DAILY END ASS PTF	0	1.275.313	1.275.313
**D	THE WELLINGTON TR CO NAT ASS MULT COLLECTIVE INV F TRUST II	0	123.875	123.875
**D	WELLS FARGO BK DECL OF TR EST INV FUNDS FOR EMPLOYEE BEN TR	0	472.328	472.328
**D	WELLS FARGO DIVERSIFIED INTERNATIONAL FUND	0	79.600	79.600
**D	WELLS FARGOMASTER TRUST DIVERSIFIED STOCK PORTFOLIO	0	361.086	361.086
**D	WELLS FARGO MASTER TRUST INTERNATIONAL VALUE PORTFOLIO	0	1.706.600	1.706.600
**D	WELLINGTON COMPOUND GROWTH, L.P.	0	22.297	22.297
**D	WISDOMTREE ISSUER PUBLIC LIMITED COMPANY	0	86.620	86.620
**D	WSIB INVESTMENTS (PUBLIC EQUITIES) POOLED FUND TRUST	0	2.196.350	2.196.350
**D	DIVERSIFIED MARKETS (2010) POOLED FUND TRUST	0	132.815	132.815
**D	WASHINGTON STATE INVESTMENT BOARD	0	12.387.571	12.387.571
**D	WISDOMTREE DYNAMIC CURRENCY HEDGED EUROPE EQUITY FUND	0	3.467	3.467
**D	WISDOMTREE DYNAMIC CURRENCY HEDGED INTRNL EQUITY FUND	0	252.437	252.437
**D	WISDOMTREE DEFA EQUITY INCOME FUND	0	320.239	320.239
**D	WISDOMTREE INTERNATIONAL EQUITY FUND	0	523.128	523.128
**D	WISDOMTREE GLOBAL HIGH DIVIDEND FUND	0	38.618	38.618
**D	WISDOMTREE INTERNATIONAL LARGE CAP DIVIDEND FUND	0	325.411	325.411
**D	WISDOMTREE GLOBAL EX-U.S. HEDGED DIVIDEND FUND	0	2.918	2.918
**D	NEW YORK STATE TEACHERS RETIREMENT SYSTEM	0	1.030.200	1.030.200
**D	NEW YORK STATE TEACHERS RETIREMENT SYSTEM	0	3.196.543	3.196.543
**D	PENSIONFONDS METAAL OFF	0	756.683	756.683
**D	PRUDENTIAL RETIREMENT INSURANCE & ANNUITY COMPANY	0	478.800	478.800
**D	PRUDENTIAL RETIREMENT INSURANCE & ANNUITY COMPANY	0	23.896	23.896
**D	WELLINGTON MANAGEMENT FUNDS (IRELAND) PLC	0	1.247.430	1.247.430
**D	MANULIFE ASSET MANAGEMENT INTERNATIONAL EQUITY INDEX POOLED F	0	196.459	196.459
**D	SWISS & GBL ASSET MNGMT AG ON BHLF OF ZUR INVEST INSTIT FNDS	0	294.076	294.076
**D	SS BK AND TRUST COMPANY INV FUNDS FOR TAXEXEMPT RETIREMENT PL	0	32.073.349	32.073.349
**D	SSGA EAFE INDEX PLUS NON-LENDING COMMON TRUST FUND	0	14.777	14.777
**D	SSGA ACWI INTEGR ALPHA SELECT NON-LENDING QP COMMON TRUST F	0	30.108	30.108
**D	SSGA INTERNATIONAL ALPHA NON-LENDING QP COMMON TRUST FUND	0	45.446	45.446
**D	SSGA RUSSELL FD GL EX-US INDEX NONLENDING QP COMMON TRUST FUND	0	213.451	213.451
**D	SSGA FTSE RAFI DEVELOPED 1000 INDEX NON-LENDING COMMON TR F	0	276.836	276.836
**D	STATE STREET GLOBAL MANAGED VOL ALPHA NON-LENDING COM TRUST FD	0	296.656	296.656
**D	GSO ADGM III COMMON CONTRACTUAL FUND	0	54.376	54.376
**D	STATE STREET SP GLO INFRA INDEX NON-LENDING COMMON TRUST FUND	0	763.624	763.624
**D	SSGA MSCI EUROPE SCREENED INDEX NON-LENDING COMMON TRUST FUND	0	768.762	768.762
**D	MSCI EAFE PROV SCREENED INDEX NON - LENDING COMMON TR FUND	0	98.469	98.469
**D	THE AB PORTFOLIOS - AB TAX-MANAGED BALANCED WEALTH STRATEGY	0	10.350	10.350
**D	THE AB PORTFOLIOS - AB BALANCED WEALTH STRATEGY	0	104.826	104.826
**D	THE AB PORTFOLIOS - AB CONSERVATIVE WEALTH STRATEGY	0	14.574	14.574
**D	THE AB PORTFOLIOS-AB TAX-MANAGED WEALTH APPRECIATION STRATEGY	0	141.020	141.020

553

LISTA ESITO DELLE VOTAZIONE  
 Oggetto: Determinazione della durata in carica del Cda

FAVOREVOLI

Badge	Ragione Sociale	Proprio	Delega	Totale
**D	PWM VERMOEGENSMANDAT - DWS	0	251.500	251.500
**D	INVESTEC GLOBAL STRATEGY FUND	0	10.858.483	10.858.483
**D	GLOBAL ADVANTAGE FUNDS - MAJOR MARKETS TELLFONDS	0	132.422	132.422
**D	STATE STREET GLOBAL ADVISORS LUXEMBOURG SICAV	0	5.267.766	5.267.766
**D	AXA WORLD FUNDS II	0	12.000	12.000
**D	AXA WORLD FUNDS	0	3.338.981	3.338.981
**D	ALLIANZ GLOBAL INVESTORS FUND	0	2.853.156	2.853.156
**D	RAS LUX FUND	0	75.000	75.000
**D	ALLIANZ SUISSE - STRATEGY FUND	0	34.842	34.842
**D	METALLENTE FONDS PORTFOLIO	0	167.306	167.306
**D	ALLIANZ STIFTUNGSFONDS NACHHALTIGKEIT	0	143.248	143.248
**D	RP RENDITE PLUS	0	157.197	157.197
**D	BLACKROCK STRATEGIC FUNDS	0	521.370	521.370
**D	BLACKROCK GLOBAL INDEX FUNDS	0	26.602.244	26.602.244
**D	DB X-TRACKERS	0	832.107	832.107
**D	DEUTSCHE INVEST II	0	2.385.032	2.385.032
**D	DEUTSCHE INVEST I	0	5.714.158	5.714.158
**D	GOLDMAN SACHS FUNDS	0	208.253	208.253
**D	GOLDMAN SACHS FUNDS II	0	45.048	45.048
**D	NEXTAM PARTNERS	0	7.060.044	7.060.044
**D	MFS MERIDIAN FUNDS	0	24.729	24.729
**D	KIEGER FUND I	0	377.228	377.228
**D	DB PRIVATMANDAT	0	313.811	313.811
**D	DEUTSCHE ASSET MNGM S.A. FOR VERM FLEXIBEL (80./ . TEILGESCH)	0	149.015	149.015
**D	DEUTSCHE ASSET MNGM S.A. FOR DWS VERMOEGENSMANDAT-DEFENSIV	0	635.353	635.353
**D	DEUTSCHE ASSET MNGM S.A. FOR DWS VERMOEGENSMANDAT-BALANCE	0	701.200	701.200
**D	DEUTSCHE ASSET MANAGEMENT S.A. FOR DEUTSCHE ESG EUROPEAN EQ	0	25.286	25.286
**D	DEUTSCHE ASSET MNGM S.A. FOR DWS ETOILE	0	2.193.898	2.193.898
**D	JULIUS BAER MULTISTOCK	0	2.679.000	2.679.000
**D	MULTILABEL SICAV	0	7.493	7.493
**D	SGKB (LUX) FUND	0	548.467	548.467
**D	MULTIFLEX SICAV	0	1.169.994	1.169.994
**D	GAM STAR (LUX)	0	2.281.511	2.281.511
**D	UBS ETF-UBS-ETF DJ EURO STOXX 50	0	5.791.734	5.791.734
**D	UBS ETF	0	256.798	256.798
**D	UBS ETF	0	348.753	348.753
**D	UBS ETF	0	311.276	311.276
**D	UBS ETF	0	861.814	861.814
**D	UBS ETF	0	1.900.931	1.900.931
**D	UBS ETF	0	182.463	182.463
**D	DEUTSCHE ASSET MNGM INV GMBH FOR VERMOEGENSMNGM RENDITE OP	0	541.241	541.241
**D	DEUTSCHE ASSET MNGM INV GMBH FOR ALBATROS FONDS OP	0	47.301	47.301

554



LISTA ESITO DELLE VOTAZIONE  
 Oggetto: Determinazione della durata in carica del CdA

FAVOREVOLI

Badge	Regione Sociale	Proprio	Delega	Totale
**D	DEUTSCHE AM INVESTMENT GMBH FOR DEUTSCHE AM LOWVOL EUROPE	0	1.048.261	1.048.261
**D	DEUTSCHE ASSET MNGM INV GMBH FOR E. ON AKTIENFONDS DWS	0	75.000	75.000
**D	DEUTSCHE ASSET MNGM INV GMBH FOR DWS VORSORGE AS (DYNAMIK)	0	230.303	230.303
**D	DEUTSCHE ASSET MNGM INV GMBH FOR DWS VORSORGE AS (FLEX)	0	95.646	95.646
**D	DEUTSCHE ASSET MNGM INV GMBH FOR DWS TOP EUROPE	0	3.007.330	3.007.330
**D	DEUTSCHE ASSET MNGM INV GMBH FOR OPPENHEIM DYNAMIC EUROPE BAL	0	103.064	103.064
**D	DEUTSCHE ASSET MNGM INV GMBH FOR OP STRATEGIEPORTFOLIO IV	0	126.949	126.949
**D	DEUTSCHE ASSET MNGM INV GMBH FOR SOP EUROLANDWERTE	0	319.345	319.345
**D	DEUTSCHE ASSET MNGM INV GMBH FOR MULTI-INDEX EQUITY FUND	0	53.449	53.449
**D	DEUTSCHE ASS MGMT INVEST. MIT TEILGESE. FOR FIX INC AND ALT	0	162.755	162.755
**D	MONETARY AUTHORITY OF SINGAPORE	0	1.933.700	1.933.700
**D	ISHARES MSCI ACWI ETF	0	867.923	867.923
**D	ISHARES MSCI ACWI EX US ETF	0	776.221	776.221
**D	ISHARES EUROPE ETF	0	2.424.320	2.424.320
**D	ISHARES MSCI EAFE ETF	0	39.213.412	39.213.412
**D	ISHARES GLOBAL UTILITIES ETF	0	5.505.686	5.505.686
**D	ISHARES MSCI EAFE VALUE ETF	0	957.716	957.716
**D	ISHARES MSCI EUROZONE ETF	0	17.415.730	17.415.730
**D	ISHARES MSCI ITALY CAPPED ETF	0	13.594.510	13.594.510
**D	ISHARES MSCI KOKUSAI ETF	0	41.662	41.662
**D	ISHARES GLOBAL INFRASTRUCTURE ETF	0	6.100.527	6.100.527
**D	ISHARES INTERNATIONAL SELECT DIVIDEND ETF	0	3.443.481	3.443.481
**D	BLACKROCK MSCI WORLD INDEX FUND OF BLACKROCK FUNDS	0	114.469	114.469
**D	BLACKROCK INST TRUST CO NA INV FUNDSFOR EMPLOYEE BENEFIT TR	0	52.431.612	52.431.612
**D	ISHARES CORE MSCI EAFE ETF	0	11.608.046	11.608.046
**D	ISHARES CORE MSCI TOTAL INTERNATIONAL STOCK ETF	0	1.753.340	1.753.340
**D	ISHARES MSCI INTERNATIONAL DEVELOPED ETF	0	11.248	11.248
**D	ISHARES MSCI WORLD ETF	0	84.746	84.746
**D	ISHARES CORE MSCI EAFE IMI INDEX ETF	0	338.281	338.281
**D	ISHARES MSCI EUROPE IMI INDEX ETF	0	123.863	123.863
**D	ISHARES CORE MSCI EUROPE ETF	0	1.460.820	1.460.820
**D	ISHARES MSCI ESG OPTIMIZED ETF	0	109.580	109.580
**D	ISHARES EDGE MSCI INTL VALUE FACTOR ETF	0	106.752	106.752
**D	ISHARES EDGE MSCI INTL SIZE FACTOR ETF	0	1.902	1.902
**D	ISHARES INTERNATIONAL FUNDAMENTAL INDEX ETF	0	186.245	186.245
**D	ISHARES GLOBAL MONTHLY DIVIDEND INDEX ETF (CAD-HEDGED)	0	48.231	48.231
**D	CONNECTICUT GENERAL LIFE INSURANCE COMPANY	0	32.594	32.594
**D	THRIFT SAVINGS PLAN	0	21.678.614	21.678.614
**D	BLACKROCK CDN MSCI EAFE EQUITY INDEX FUND	0	2.447.261	2.447.261
**D	CDN ACWI ALPHA TILTS FUND	0	100.529	100.529
**D	BLACKROCK CDN WORLD INDEX FUND	0	257.346	257.346
**D	BLACKROCK CDN MSCI EAFE INDEX PLUS FUND	0	57.333	57.333
**D	BLACKROCK INDEX FUNDS INC.-BLACKROCK INTERNATIONAL INDEX FUND	0	3.575.255	3.575.255

555



## LISTA ESITO DELLE VOTAZIONI

Oggetto: Determinazione della durata in carica del CdA

## FAVOREVOLI

Badge	Ragione Sociale	Proprio	Delega	Totale
**D	BLACKROCK UTILITY AND INFRASTRUCTURE TRUST	0	2.947.617	2.947.617
**D	ACWI EX-US INDEX MASTER PORTFOLIO OF MASTER INVESTMENT PTF	0	425.427	425.427
**D	INTERNATIONAL TILTS MASTER PORTFOLIO OF MASTER INVESTMENT PTF	0	6.180	6.180
**D	RUSSELL DEVELOPED EX-U.S. LARGE CAP INDEX FUND B	0	60.398	60.398
**D	MSCI EQUITY INDEX FUND B-ITALY	0	12.928	12.928
**D	WORLD ALPHA TILTS NON-LENDABLE FUND B	0	11.917	11.917
**D	BGI MSCI EUROPE EQUITY INDEX FUND B	0	2.267.806	2.267.806
**D	BGI MSCI EAFE EQUITY INDEX NON-LENDABLE FUND B	0	2.278.030	2.278.030
**D	BGI MSCI EMU IMI INDEX FUND B	0	7.364	7.364
**D	BLACKROCK MSCI EUROPE EQUITY ESG SCREENED INDEX FUND B	0	7.735	7.735
**D	EUROPEX-CONTROVERSIAL WEAPONS EQUITY INDEX FUND B	0	826.215	826.215
**D	INTERNATIONAL ALPHA TILTS FUND B	0	403.561	403.561
**D	GLOBAL EX US ALPHA TILTS FUND B	0	8.562	8.562
**D	MASTER TRUST FOR CERTAIN TAX-QUAL BECHTEL RETIREMENT PLANS	0	289.312	289.312
**D	RUSSELL INVESTMENT COMPANY II PLC	0	2.922.775	2.922.775
**D	GLOBAL INTREPID - CANADA FUND	0	618.537	618.537
**D	INTREPID INTERNATIONAL - CANADA FUND	0	64.779	64.779
**D	MFS VARIABLE INSURANCE TRUST II - MFS GLOBAL RESEARCH PTF	0	123.309	123.309
**D	MFS RESEARCH INTERNATIONAL FUND	0	13.901.115	13.901.115
**D	MFS VARIABLE INSURANCE TRUST II - MFS RESEARCH INT PORTFOLIO	0	862.769	862.769
**D	IBM 401K PLUS PLAN	0	1.311.676	1.311.676
**D	DEPARTMENT OF STATE LANDS	0	408.924	408.924
**D	ALLJANCBERNSTEIN COLLECTIVE INVESTMENT TRUST SERIES	0	98.804	98.804
**D	STATE OF ALASKA RETIREMENT AND BENEFITS PLANS	0	207.696	207.696
**D	DIGNITY HEALTH	0	397.420	397.420
**D	DIGNITY HEALTH RETIREMENT PLAN TRUST	0	437.107	437.107
**D	COLLEGE RETIREMENT EQUITIES FUND	0	9.535.529	9.535.529
**D	COLLEGE RETIREMENT EQUITIES FUND	0	1.045.215	1.045.215
**D	TIAA-CREF INTERNATIONAL EQUITY INDEX FUND	0	5.373.351	5.373.351
**D	MET INVESTOR SERIES TRUST-MFS RESEARCH INTERNATIONAL PTF	0	4.000.992	4.000.992
**D	CONAGRA FOODS MASTER PENSION TRUST	0	480.142	480.142
**D	PACE INTERNATIONAL EQUITY INVESTMENTS	0	1.929.324	1.929.324
**D	MERCY HEALTH	0	186.269	186.269
**D	BOSTON RETIREMENT SYSTEM	0	476.034	476.034
**D	VALIC COMPANY I - INTERNATIONAL EQUITIES FUND	0	549.725	549.725
**D	FONDATION LUCIE ET ANDRE CHAGNON	0	194.400	194.400
**D	METROPOLITAN SERIES FUND- MSCI EAFE INDEX PORTFOLIO	0	626.740	626.740
**D	STATE OF MINNESOTA	0	4.826.904	4.826.904
**D	ALAMEDA COUNTY EMPLOYEES' RETIREMENT ASSOCIATION	0	2.658.415	2.658.415
**D	MERCER NON-US CORE EQUITY FUND	0	975.027	975.027
**D	MERCER NON-US CORE EQUITY FUND	0	932.800	932.800
**D	JOHN HANCOCK INSURANCE COMPANY OF VERMONT	0	34.897	34.897
**D	MASSMUTUAL SELECT DIVERSIFIED INTERNATIONAL FUND	0	59.588	59.588

Azionisti:  
Azionisti in proprio:

2673 Teste:

7 Azionisti in delega:  
2666

LISTA ESITO DELLE VOTAZIONE  
 Oggetto: Determinazione della durata in carica del CdA

FAVOREVOLI

Badge	Ragione Sociale	Proprio	Delega	Totale
**D	SPDR MSCI ACWI EX-US ETF	0	473.830	473.830
**D	SPDR S&P GLOBAL INFRASTRUCTURE ETF	0	513.607	513.607
**D	SPDR S&P WORLD (EX-US) ETF	0	347.817	347.817
**D	SPDR S+P INTERNATIONAL UTILITIES SECTOR ETF	0	343.200	343.200
**D	CONSOLIDATED EDISON RETIREMENT PLAN	0	3.038.007	3.038.007
**D	MORGAN STANLEY INSTITUTIONAL FD TR - GLOBAL STRATEGIST PTF	0	59.837	59.837
**D	THE UNIVERSAL INST F INC - GLOBAL STRATEGIST PORTFOLIO	0	4.573	4.573
**D	ONTARIO TEACHERS PENSION PLAN BOARD	0	837.172	837.172
**D	UNIVERSAL INVESTMENT FUNDS	0	202.800	202.800
**D	SACRAMENTO COUNTY EMPLOYEES RETIREMENT SYSTEM	0	985.900	985.900
**D	PACIFIC SELECT FUND INTERNATIONAL VALUE PORTFOLIO	0	1.262.609	1.262.609
**D	WELLINGTON MGMT PTF KY-DIVERSIFIED INFLATION HEDGES PTF-Q INV	0	145.198	145.198
**D	MERCY HEALTH RETIREMENT TRUST	0	40.899	40.899
**D	MAJOR LEAGUE BASEBALL PLAYERS PENSION PLAN	0	328.500	328.500
**D	SPDR DJ EURO STOXX 50 ETF	0	8.988.586	8.988.586
**D	COMMON TRUST ITALY FUND	0	7.425.050	7.425.050
**D	WORLD INDEX OLDS SECURITIES LENDING COMMON TRUST FUND	0	73.464	73.464
**D	GE INVESTMENTS FUNDS, INC. - TOTAL RETURN FUND	0	251.900	251.900
**D	ISHARES II PUBLIC LIMITED COMPANY	0	33.950.055	33.950.055
**D	ISHARES PUBLIC LIMITED COMPANY	0	4.834.778	4.834.778
**D	ISHARES V PUBLIC LIMITED COMPANY	0	458.954	458.954
**D	ISHARES III PUBLIC LIMITED COMPANY	0	2.553.942	2.553.942
**D	ISHARES VI PUBLIC LIMITED COMPANY	0	345.383	345.383
**D	ISHARES IV PUBLIC LIMITED COMPANY	0	2.468.214	2.468.214
**D	ISHARES VII PLC	0	14.556.077	14.556.077
**D	ABN AMRO MULTI-MANAGER FUNDS	0	9.988.343	9.988.343
**D	BLACKROCK AM DE AG FOR ISHARES EURO STOXX 50 UCITS ETF (DE)	0	28.298.667	28.298.667
**D	BLACKROCK AM DE FOR ISHARES EURO STOXX UCITS ETF (DE)	0	3.019.934	3.019.934
**D	BLACKROCK AM DE FOR ISHS STOXX EUROPE LARGE 200 UCITS ETF (DE)	0	81.575	81.575
**D	BLACKROCK AM DE FOR ISHARES STOXX EUROPE 600 UCITS ETF (DE)	0	5.378.368	5.378.368
**D	ISHARES I INV MIT TGV F ISHS ST EUROPE 600 UTILITIES UCITS ETF	0	9.590.156	9.590.156
**D	BLACKROCK AM SCHWEIZ AG OBO BIFS WORLD EX SWITZ EQ INDEX FUND	0	37.297	37.297
**D	AQR FUNDS- AQR STYLE PREMIA ALTERNATIVE FUND	0	6.615.063	6.615.063
**D	MAINSTAY 130/30 INTERNATIONAL FUND	0	1.035.122	1.035.122
**D	AQR FUNDS - AQR EQUITY MARKET NEUTRAL FUND	0	1.183.665	1.183.665
**D	AQR FUNDS- AQR STYLE PREMIA ALTERNATIVE LV FUND	0	329.683	329.683
**D	AQR FUNDS - AQR LONG SHORT EQUITY FUND	0	3.514.155	3.514.155
**D	AQR R.C. EQUITY AUSTRALIA FUND	0	9.329	9.329
**D	ARAB BANK FOR ECONOMIC DEVELOPMENT IN AFRICA	0	499.210	499.210
**D	MANAGED PENSION FUNDS LIMITED	0	6.636.154	6.636.154
**D	ABBEY LIFE ASSURANCE COMPANY LIMITED	0	1.351.910	1.351.910
**D	STATE STREET TRUSTEES LTD ATF ABERDEEN CAPITAL TRUST	0	297.225	297.225
**D	SCOTTISH WIDOWS INV SOLUTIONS F ICVC- EUROPEAN (EX UK) EQ FD	0	2.577.166	2.577.166

557

LISTA ESITO DELLE VOTAZIONE  
 Oggetto: Determinazione della durata in carica del Cda

FAVOREVOLI

Badge	Ragione Sociale	Proprio	Delega	Totale
**D	LONDON BOROUGH OF TOWER HAMLETS PENSION FUND	0	174.349	174.349
**D	INVESTEC FUND MANAGERS SA LIMITED	0	19.081	19.081
**D	THE TRUSTEES OF CONOCOPHILLIPS PENSION PLAN	0	220.237	220.237
**D	BRUNEL INVESTMENT AGENCY	0	793.844	793.844
**D	FAMILY INVESTMENTS CHILD TRUST FUND	0	224.400	224.400
**D	FAMILY INVESTMENTS GLOBAL ICVC FAMILY BALANCED INT FUND	0	198.962	198.962
**D	NOTTINGHAMSHIRE COUNTY COUNCIL PENSION FUND	0	266.950	266.950
**D	HSBC AS TRUSTEE FOR SSGA EUROPE EX UK EQUITY TRACKER FUND	0	5.535.951	5.535.951
**D	BNY MELLON TR+DEP ATF ST. JAMES'S PLACE GLOBAL EQ UNIT TR	0	9.273.436	9.273.436
**D	FP RUSSELL ICVC - INTERNATIONAL GROWTH ASSETS FUND	0	119.113	119.113
**D	THE TRUSTEES OF STAGECOACH GROUP PENSION SCHEME	0	572.200	572.200
**D	THE TRUSTEES OF JOHNSON & JOHNSON UK GROUP RETIREMENT PLAN	0	46.313	46.313
**D	TRANSET RETIREMENT FUND	0	258.701	258.701
**D	TRANSPORT PENSION FUND	0	64.400	64.400
**D	OLD MUTUAL INVESTMENT GROUP (PTY) LTD	0	24.599	24.599
**D	OLD MUTUAL LIFE ASSURANCE COMPANY (SOUTH AFRICA) LIMITED	0	363.735	363.735
**D	FRIENDS LIFE LIMITED	0	226.931	226.931
**D	F+C INSTITUTIONAL INVESTMENT FUNDS ICVC- INST GLB EQ F	0	567.213	567.213
**D	STICHTING F AND C MULTI MANAGER EUROPEAN EQUITY ACTIVE	0	985.746	985.746
**D	STICHTING TRUST F AND C UNHEDGE	0	370.305	370.305
**D	FIRST STATE INVESTMENTS ICVC-FIRST STATE DIVERSIFIED GROWTH F	0	7.654	7.654
**D	THE TRUSTEES OF GOLDMAN SACHS UK RETIREMENT PLAN	0	14.405	14.405
**D	THE TRUSTEES OF THE KELLOGG BROWN AND ROOT (UK) LTD PENSION PL	0	85.800	85.800
**D	STICHTING PHILIPS PENSIOENFONDS	0	953.390	953.390
**D	NGAM INVESTMENT FUNDS U.K. ICVC - SEYOND FACT + EU EX UK EQ F	0	6.963	6.963
**D	GOVERNMENT INSTITUTIONS PENSION FUND	0	530.429	530.429
**D	THE TRUSTEES OF SAL PENSION SCHEME	0	53.870	53.870
**D	VANGUARD INV FDS ICVC-VANG FTSE DEV WOR LD EX - UK EQT IND FD	0	912.658	912.658
**D	VANGUARD INV F ICVC-VANGUARD FTSE DEV EUROPE EX-UK EQ INDEX F	0	1.979.382	1.979.382
**D	VANGUARD INV FUNDS ICVC-VANGUARD FTSE GLOB ALL CAP IND FUND	0	7.248	7.248
**D	SCOTTISH WIDOWS INV SOL F ICVC- FUNDAMENTAL INDEX GLB EQ F	0	1.373.509	1.373.509
**D	STATE STREET GLOBAL INDEX PLUS TRUST	0	292.426	292.426
**D	RUSSELL INTERNATIONAL SHARES FUND	0	537.228	537.228
**D	RUSSELL GLOBAL OPPORTUNITIES FUND	0	2.039.699	2.039.699
**D	STATE STREET INTERNATIONAL EQUITIES INDEX TRUST	0	353.189	353.189
**D	SPDR S+P WORLD EX AUSTRALIA FUND	0	26.483	26.483
**D	AQR GLOBAL ENHANCED EQUITY FUND	0	405.174	405.174
**D	CHRISTIAN SUPER	0	59.659	59.659
**D	FIRST STATE SUPERANNUATION SCHEME	0	1.140.198	1.140.198
**D	FIRST STATE SUPERANNUATION SCHEME	0	1.980.214	1.980.214
**D	RUSSELL TAX EFFECTIVE GLOBAL SHARES FUND	0	558.238	558.238
**D	MERCY SUPER	0	49.900	49.900
**D	PINEBRIDGE GLOBAL DYNAMIC ASSET ALLOCATION FUND	0	341.513	341.513

558

LISTA ESITO DELLE VOTAZIONI  
 Oggetto: Determinazione della durata in carica del CdA

## FAVOREVOLI

Badge	Regione Sociale	Proprio	Delega	Totale
**D	STATE STREET GLOBAL EQUITY FUND	0	267.238	267.238
**D	STATE STREET INT EQTS INDEX TRUST EX TOBACCO EX CONTR WEAPONS	0	49.578	49.578
**D	WESTPAC INTERNATIONAL SHARE INDEX TRUST	0	327.739	327.739
**D	GMO GLOBAL EQUITY TRUST	0	12.902	12.902
**D	STATE PUBLIC SECTOR SUPERANNUATION SCHEME	0	68.798	68.798
**D	STATE PUBLIC SECTOR SUPERANNUATION SCHEME	0	619.253	619.253
**D	STATE PUBLIC SECTOR SUPERANNUATION SCHEME	0	34.514	34.514
**D	STATE PUBLIC SECTOR SUPERANNUATION SCHEME	0	232.534	232.534
**D	STATE PUBLIC SECTOR SUPERANNUATION SCHEME	0	302.584	302.584
**D	PANAGORA DYNAMIC GLOBAL EQUITY FUND	0	6.363	6.363
**D	UBS IQ MSCI WORLD EX AUSTRALIA ETHICAL ETF	0	5.152	5.152
**D	UBS IQ MSCI EUROPE ETHICAL ETF	0	100.843	100.843
**D	VFMC INTERNATIONAL EQUITY TRUST 1	0	184.189	184.189
**D	VFMC INTERNATIONAL EQUITY TRUST 2	0	29.143	29.143
**D	WORKERS COMPENSATION DUST DISEASES AUTHORITY	0	89.623	89.623
**D	CANADA PENSION PLAN INVESTMENT BOARD	0	10	10
**D	THE TRUSTEES OF BP PENSION FUND	0	3.268.071	3.268.071
**D	INTERNATIONAL LP I	0	7.320	7.320
**D	CPPIB MAP CAYMAN SPC ACTING ON BEHALF OF AND FOR THE AMOUNT OF SEGREGATED PORTFOLIO DMAPLES CORPORATE SERVICES LTD	0	0	75.492
**D	LANSOWNE DEVELOPED MARKETS MASTER FUND LIMITED	0	60.610	60.610
**D	THE AVI CHAI FOUNDATION	0	8.500	8.500
**D	AECOM DC RETIREMENT PLANS SMA MASTER TRUST	0	59.617	59.617
**D	ANNE RAY FOUNDATION	0	193.803	193.803
**D	BAE SYSTEMS PENSION FUNDS COMMON INVESTMENT FUND	0	1.478.737	1.478.737
**D	CONTINENTAL AIRLINES, INC. PENSION MASTER TRUST	0	170.822	170.822
**D	COMBUSTION ENGINEERING 524(S) ASBESTOS PI TRUST	0	23.232	23.232
**D	CHURCH OF ENGLAND INVESTMENT FUND FOR PENSIONS	0	159.435	159.435
**D	THE NORTHERN TRUST COMPANY SUB-ADVISED COLLECTIVE FUNDS TRUST	0	4.719.683	4.719.683
**D	NORTHERN FUNDS INTERNATIONAL GROWTH EQUITY FUND	0	125.890	125.890
**D	ACORN 1998 TRUST	0	7.401	7.401
**D	FRANCISCAN ALLIANCE, INC.	0	436.398	436.398
**D	FORD MOTOR COMPANY DEFINED BENEFIT MASTER TRUST	0	323.548	323.548
**D	JTW TRUST NO. 3 UAD 9/19/02	0	40.707	40.707
**D	JTW TRUST NO. 1 UAD 9/19/02	0	23.997	23.997
**D	JTW TRUST NO. 4 UAD 9/19/02	0	52.574	52.574
**D	JTW TRUST NO. 2 UAD 9/19/02	0	28.836	28.836
**D	JOHCM INTERNATIONAL OPPORTUNITIES FUND	0	17.759	17.759
**D	MARGARET A. CARGILL FOUNDATION	0	145.685	145.685
**D	THE MAZENER FUND	0	494.846	494.846
**D	MICHIGAN CATHOLIC CONFERENCE MASTER PENSION TRUST	0	32.492	32.492
**D	ASCENSION HEALTHCARE MASTER PENSION TRUST	0	1.099.088	1.099.088
**D	NGEE ANN POLYTECHNIC	0	2.348	2.348

LISTA ESITO DELLE VOTAZIONE  
 Oggetto: Determinazione della durata in carica del Cda

FAVOREVOLI

Badge	Ragione Sociale	Proprio	Delega	Totale
**D	THE TRUSTEES OF PARLIAMENTARY CONTRIBUTORY PENSION FUND.	0	87.000	87.000
**D	NTCC COLLECTIVE FUNDS FOR EMPLOYEE BENEFIT TRUSTS	0	554.977	554.977
**D	SAMFORD UNIVERSITY PENSION PLAN TRUST	0	6.100	6.100
**D	SARASIN EQUISAR IIID FUND, A SUB FUND OF SARASIN FUNDS ICVC	0	140.000	140.000
**D	HRW TESTAMENTARY TRUST NO 3	0	19.837	19.837
**D	HRW TESTAMENTARY TRUST NO 1	0	74.837	74.837
**D	HRW TRUST NO 2 UAD 01/17/03	0	46.269	46.269
**D	HRW TESTAMENTARY TRUST NO. 10	0	57.366	57.366
**D	HRW TRUST NO 1 UAD 01/17/03	0	42.407	42.407
**D	WRIGLEY RETIREMENT PLAN	0	65.488	65.488
**D	WHEELS COMMON INVESTMENT FUND	0	208.097	208.097
**D	WHEELS COMMON INVESTMENT FUND	0	199.744	199.744
**D	HRW TESTAMENTARY TRUST NO. 11	0	53.127	53.127
**D	HRW TESTAMENTARY TRUST NO 6	0	38.729	38.729
**D	HRW TESTAMENTARY TRUST NO 4	0	32.492	32.492
**D	HRW TESTAMENTARY TRUST NO. 9	0	46.017	46.017
**D	HRW TESTAMENTARY TRUST NO. 8	0	46.256	46.256
**D	HRW TESTAMENTARY TRUST NO. 8	0	32.139	32.139
**D	HRW TESTAMENTARY TRUST NO 2	0	54.593	54.593
**D	HRW TESTAMENTARY TRUST NO. 7	0	33.778	33.778
**D	HRW TRUST NO 4 UAD 01/17/03	0	32.649	32.649
**D	HRW TESTAMENTARY TRUST NO 5	0	65.493	65.493
**D	HRW TESTAMENTARY TRUST NO. 12	0	39.490	39.490
**D	HRW TRUST NO 3 UAD 01/17/03	0	40.000	40.000
**D	TOWERS WATSON PENSION SCHEME	0	1.577.192	1.577.192
**D	GUIDESTONE FUNDS INTERNATIONAL EQUITY FUND	0	952.400	952.400
**D	GUIDESTONE FUNDS INTERNATIONAL EQUITY FUND	0	160.157	160.157
**D	BANK OF BOTSWANA	0	62.320	62.320
**D	BANK OF BOTSWANA	0	397.700	397.700
**D	CHEVRON MASTER PENSION TRUST	0	317.029	317.029
**D	CHEVRON MASTER PENSION TRUST	0	56.558	56.558
**D	CHEVRON UK PENSION PLAN	0	199.400	199.400
**D	CHEVRON UK PENSION PLAN	0	52.037	52.037
**D	DOW RETIREMENT GROUP TRUST	0	21.246	21.246
**D	DONNELLEY FINANCIAL PENSION TRUST	0	183.706	183.706
**D	A.I.DUPOINT TESTAMENTARY TRUST	0	228.572	228.572
**D	GENERAL PENSION AND SOCIAL SECURITY AUTHORITY	0	652.750	652.750
**D	HSBC - NORTH AMERICA (U.S.) PENSION TRUST	0	228.738	228.738
**D	INVESTMENT MASTER TRUST OF EXELIS INC.	0	1.023.540	1.023.540
**D	KENT COUNTY COUNCIL SUPERANNUATION FUND	0	2.650.700	2.650.700
**D	LSV INTERNATIONAL VALUE EQUITY TRUST	0	351.900	351.900
**D	MARSH AND MCLENNAN MASTER RETIREMENT TRUST	0	416.003	416.003
**D	MARSH AND MCLENNAN MASTER RETIREMENT TRUST	0	85.140	85.140
**D	NISSAN NORTH AMERICA, INC. EMPLOYEE RETIREMENT PL MSTR TRUST	0		

560

LISTA ESITO DELLE VOTAZIONE  
Oggetto: Determinazione della durata in carica del Cda

FAVOREVOLI

Badge	Ragione Sociale	Proprio	Delega	Totale
**D	PZENA VALUE GROUP TRUST	0	184.925	184.925
**D	PZENA VALUE GROUP TRUST	0	618.375	618.375
**D	SCHLUMBERGER LIMITED MASTER PENSION TRUST	0	137.471	137.471
**D	STANISLAUS COUNTY EMPLOYEES' RETIREMENT ASSOCIATION	0	403.200	403.200
**D	STATES OF GUERNSEY SUPERANNUATION FUND	0	41.133	41.133
**D	SPRINT MASTER TRUST	0	131.800	131.800
**D	MS TR AGREE UN VAR EMPL BEN PL UNIL US INC & ITS SUB & AFF	0	64.502	64.502
**D	WILSHIRE INTERNATIONAL EQUITY FUND	0	8.923	8.923
**D	BEAT DRUGS FUND ASSOCIATION	0	12.198	12.198
**D	HOSPITAL AUTHORITY PROVIDENT FUND SCHEME	0	1.196.526	1.196.526
**D	HONG KONG SAR GOVERNMENT EXCHANGE FUND	0	7.510.187	7.510.187
**D	ASCENSION ALPHA FUND, LLC	0	1.914.175	1.914.175
**D	BUNTING INTERNATIONAL DEVELOPED EQUITY TE LLC	0	14.884	14.884
**D	CARROLL AVENUE PARTNERS LLC	0	5.208	5.208
**D	CARNELIAN INVESTMENT MANAGEMENT LLC	0	187.992	187.992
**D	CHESSE INTERNATIONAL PROPERTIES, LTD.	0	8.331	8.331
**D	STATES OF JERSEY COMMON INVESTMENT FUND	0	50.623	50.623
**D	DOUBLE DIGIT CAGR LLC	0	112.287	112.287
**D	DELFINCO, LP	0	47.720	47.720
**D	DYNASTY INVEST, LTD	0	13.434	13.434
**D	DFI LP EQUITY (PASSIVE)	0	11.494	11.494
**D	SHY, LLC	0	41.283	41.283
**D	EVA VALLEY MA1 LLC	0	78.377	78.377
**D	PYRAMIS GLOBAL EX U.S.INDEX FUND LP	0	827.012	827.012
**D	FUNDO DE PENSOES	0	77.155	77.155
**D	FUNDO DE PENSOES	0	258.556	258.556
**D	FS OVERLAY C - PARAMETRIC	0	11.391	11.391
**D	FOURTH AVENUE INVESTMENT COMPANY.	0	44.768	44.768
**D	FIDDLER PARTNERS LLC	0	6.907	6.907
**D	THE BUNTING FAM INT DEVELOPED EQUITY LIMITED LIABILITY CO	0	7.322	7.322
**D	GQG PARTNERS INTERNATIONAL EQUITY FUND-GQG PARTNERS SERIES LLC	0	801.420	801.420
**D	HASLAM FAMILY INVESTMENT PARTNERSHIP	0	2.276	2.276
**D	INTERVENTURE EQUITY INVESTMENTS LIMITED	0	323.000	323.000
**D	INTERNATIONAL EQUITY FUND	0	107.178	107.178
**D	THE JBUT MASTER INVESTMENT PARTNERSHIP LLP	0	12.340	12.340
**D	NTGI-QM COMMON DAILY EAFE INDEX FUND - NON LENDING	0	799.367	799.367
**D	LAKE AVENUE INVESTMENTS, LLC	0	156.281	156.281
**D	LEGAL & GENERAL MSCI EAFE FUND, LLC	0	321.491	321.491
**D	LEHMAN-STAMM FAMILY PARTNERS LLC	0	3.944	3.944
**D	LTW GROUP HOLDINGS, LLC	0	99.478	99.478
**D	LTW INVESTMENTS LLC	0	93.954	93.954
**D	LUNA LLC	0	3.297	3.297
**D	LOY PARTNERSHIP, LLC	0	47.438	47.438

561

LISTA ESITO DELLE VOTAZIONE  
 Oggetto: Determinazione della durata in carica del CdA

FAVOREVOLI

Badge	Ragione Sociale	Proprio	Delega	Totale
**D	MF INTERNATIONAL FUND LLC	0	15.300	15.300
**D	MONDRIAN INTERNATIONAL EQUITY ESG FUND L.P.	0	453.232	453.232
**D	MOUSSERENA, LP	0	888.424	888.424
**D	82A HOLDINGS, LLC	0	127.172	127.172
**D	OHANA HOLDINGS LLC	0	241.300	241.300
**D	OMEGA FFIP LIMITED PARTNERSHIP	0	33.136	33.136
**D	CINDY SPRINGS, LLC	0	182.933	182.933
**D	NTGI-QM COMMON DAILY ALL COUNWD EX-US INV MKT INDEX F NONLEND	0	200.699	200.699
**D	RDM LIQUID LLC	0	146.024	146.024
**D	RED LIFE REINSURANCE SERVICES LIMITED AGREEMENT	0	865.000	865.000
**D	RAMI PARTNERS, LLC	0	132.736	132.736
**D	SENTINEL INTERNATIONAL FUND	0	13.528	13.528
**D	SENTINEL INTERNATIONAL TRUST	0	93.919	93.919
**D	SIM GLOBAL BALANCED TRUST.	0	4.839	4.839
**D	SILVER GROWTH FUND, LP	0	11.626	11.626
**D	GLOBAL BOND FUND	0	168.321	168.321
**D	FCM INTERNATIONAL LLC	0	11.440	11.440
**D	LSAAV, LLC	0	30.800	30.800
**D	K INVESTMENTS SH LIMITED	0	1.149.920	1.149.920
**D	LEGAL & GENERAL MSCI EAFE SL FUND, LLC	0	270.152	270.152
**D	LSV INTERNATIONAL VALUE EQUITY LP	0	21.400	21.400
**D	LSV INTERNATIONAL (AC) VALUE EQUITY FUND, LP	0	1.611.600	1.611.600
**D	NTGI-QM COMMON DAILY EAFE INDEX FUND - LENDING	0	577.892	577.892
**D	PZENA VALUE TRUST	0	181.495	181.495
**D	VALUEQUEST PARTNERS LLC	0	28.229	28.229
**D	PZENA INTERNATIONAL VALUE SERVICE	0	19.684	19.684
**D	NTGI - QM COMM DAILY ALL COUNTRY WD EX-US EQ INDEX F - LEND	0	334.234	334.234
**D	NTCC COLLECTIVE FUNDS FOR GRANTOR TRUSTS	0	73.267	73.267
**D	SANFORD C. BERNSTEIN & CO DBT INTERNATIONAL VALUE SERIES	0	155.090	155.090
**D	THE BERNSTEIN INT VALUE (UNHEGED CAP-WEIGHTED) SER	0	93.190	93.190
**D	FOOD & AGRICULTURE ORGANISATION OF THE UNITED NATIONS.	0	255.301	255.301
**D	INTER AMERICAN DEVELOPMENT BANK STAFF RETIREMENT FUND	0	420.202	420.202
**D	SANABIL INTERNATIONAL INVESTMENTS COMPANY	0	237.900	237.900
**D	UNITED NATIONS JOINT STAFF PENSION FUND	0	9.974.337	9.974.337
**D	UNITED NATIONS, ON BEHALF OF UNITED NATIONS UNIVERSITY END F	0	52.300	52.300
**D	INTERNATIONAL MONETARY FUND STAFF RETIREMENT PLAN	0	56.500	56.500
**D	INTERNATIONAL MONETARY FUND STAFF RETIREMENT PLAN	0	39.738	39.738
**D	UNIT NAT RELIEF AND WORKS AG FOR PALEST REF IN THE NEAR EAST	0	249.909	249.909
**D	MONDRIAN INTERNATIONAL EQUITY FUND L.P.	0	19.301.659	19.301.659
**D	MONDRIAN ALL COUNTRIES WORLD EX-US EQUITY FUND LP	0	5.405.610	5.405.610
**D	NATIONAL COUNCIL FOR SOCIAL SECURITY FUND, P.R.C	0	198.758	198.758
**D	MARITIME AND PORT AUTHORITY OF SINGAPORE	0	366.199	366.199
**D	URBAN REDEVELOPMENT AUTHORITY	0	54.289	54.289

Azionisti:  
 Azionisti in proprio:

2673 Teste:  
 7 Azionisti in delega:

15  
 2666

562

LISTA ESITO DELLE VOTAZIONE  
 Oggetto: Determinazione della durata in carica del CdA

FAVOREVOLI

Badge	Ragione Sociale	Proprio	Delega	Totale
**D	NATIONAL COUNCIL FOR SOCIAL SECURITY FUND, P.R.C	0	2.023.444	2.023.444
**D	FIDELITY SALEM STREET TRUST: FIDELITY FLEX INTERN INDEX FUND	0	565	565
**D	FIDELITY SALEM STREET TRUST FIDELITY SERIES GLOBAL EX U.S. INDEX FUND	0	1.654.588	1.654.588
**D	HAFORS LIMITED	0	95.178	95.178
**D	MICROSOFT GLOBAL FINANCE	0	27.074	27.074
**D	BLUE SKY GROUP	0	2.652.126	2.652.126
**D	BLUE SKY GROUP	0	33.847	33.847
**D	NEW ZEALAND SUPERANNUATION FUND	0	2.144.164	2.144.164
**D	COMMONWEALTH SUPERANN CORP ATF ARIA INVESTMENTS TR	0	668.184	668.184
**D	QIC INTERNATIONAL EQUITIES FUND	0	57.359	57.359
**D	QUEENSLAND INVESTMENT TRUST NO 2	0	256.014	256.014
**D	GOVERNMENT EMPLOYEES SUPERANNUATION BOARD	0	636.259	636.259
**D	GOVERNMENT EMPLOYEES SUPERANNUATION BOARD	0	139.525	139.525
**D	MERCER PASSIVE INTERNATIONAL SHARES FUND	0	164.704	164.704
**D	MERCER OSS TRUST	0	1.162.034	1.162.034
**D	CATERPILLAR INVESTMENT TRUST	0	518.461	518.461
**D	CATERPILLAR INC MASTER RETIREMENT TRUST	0	1.766.944	1.766.944
**D	CATERPILLAR INC. GROUP INSURANCE PLAN TRUST	0	123.685	123.685
**D	CHILDREN'S HEALTHCARE OF ATLANTA, INC.	0	591.178	591.178
**D	COVENANT HEALTH	0	62.500	62.500
**D	CSAA INSURANCE EXCHANGE	0	342.414	342.414
**D	THE CULLEN TRUST FOR HEALTH CARE	0	47.952	47.952
**D	CLEARWATER INTERNATIONAL FUND	0	99.381	99.381
**D	CULTURAL INSTITUTIONS PENSION PLAN TRUST	0	142.638	142.638
**D	DOMINION RESOURCES INC. MASTER TRUST	0	212.340	212.340
**D	EMERSON ELECTRIC CO. RETIREMENT MASTER TRUST	0	179.000	179.000
**D	FLORIDA COLLEGE SAVINGS PROGRAM	0	80.745	80.745
**D	HUBBELL INCORPORATED MASTER PENSION TRUST	0	11.312	11.312
**D	STATE OF IDAHO ENDOWMENT FUND INVESTMENT BOARD	0	533.490	533.490
**D	STATE OF IDAHO ENDOWMENT FUND INVESTMENT BOARD	0	22.352	22.352
**D	THE LEVERHULME TRUST	0	233.893	233.893
**D	MONDRIAN GROUP TRUST	0	2.061.843	2.061.843
**D	MSA PENSION PLAN	0	108.220	108.220
**D	MICHIGAN CATHOLIC CONFERENCE	0	11.995	11.995
**D	NORTHERN FUNDS - INTERNATIONAL EQUITY INDEX FUND	0	2.637.338	2.637.338
**D	UNION OF THE SIS OF THE PRES OF THE BLESSED VIRGIN MARY-GEN	0	162.592	162.592
**D	OLIN PENSION PLANS MASTER RETIREMENT TRUST	0	159.914	159.914
**D	OREGON STATE UNIVERSITY FOUNDATION MASTER CUSTODY AGREEMENT	0	71.400	71.400
**D	PEPSICO, INC. MASTER TRUST	0	83.920	83.920
**D	MASTER TR AGREE BETWEEN PFIZER INC AND THE NORTHERN TR CO	0	2.462.389	2.462.389
**D	PRESBYTERIAN CHURCH (USA) FOUNDATION	0	17.319	17.319
**D	NORTHERN TRUST GLOBAL INVESTMENTS COLLECTIVE FUNDS TRUST	0	15.474.160	15.474.160
**D	ST. JOSEPH HEALTH SYSTEM	0	25.695	25.695



LISTA ESITO DELLE VOTAZIONE  
Oggetto: Determinazione della durata in carica del CdA

FAVOREVOLI

Badge	Ragione Sociale	Proprio	Delega	Totale
**D	VOL EMPL BEN ASS OF THE NON-REPR EMPL OF SOUT CAL EDISON CO	0	24.960	24.960
**D	1999 VOL EMPL BEN ASS NON-REPR EMPL OF SOUT CAL EDISON CO	0	17.028	17.028
**D	SAMFORD UNIVERSITY	0	5.532	5.532
**D	THE TRUSTEES OF THE HENRY SMITH CHARITY	0	254.591	254.591
**D	TRINITY COLLEGE CAMBRIDGE	0	56.565	56.565
**D	TYCO ELECTRONICS DEFINED BENEFIT PLANS MASTER TRUST	0	127.100	127.100
**D	GARRISON PROPERTY AND CASUALTY INSURANCE COMPANY	0	294.700	294.700
**D	HONEYWELL INTERNATIONAL INC MASTER RETIREMENT TRUST	0	1.402.045	1.402.045
**D	USAA MASTER TRUST (PENSION AND RSP)	0	16.854	16.854
**D	BANNER HEALTH	0	197.800	197.800
**D	CITY OF FRESNO RETIREMENT SYSTEMS	0	246.430	246.430
**D	CAMPBELL PENSION PLANS MASTER RETIREMENT TRUST	0	16.392	16.392
**D	THE COCA-COLA COMPANY MASTER RETIREMENT TRUST	0	735.000	735.000
**D	PUBLIC EMPLOYEES RETIREMENT ASSOCIATION OF COLORADO	0	6.883.832	6.883.832
**D	DUKE ENERGY CORPORATION MASTER RETIREMENT TRUST	0	613.200	613.200
**D	FRESNO COUNTY EMPLOYEES' RETIREMENT ASSOCIATION	0	281.749	281.749
**D	FLORIDA PREPAID COLLEGE PROGRAM	0	581.173	581.173
**D	STICHTING INSTITUUT GAK	0	67.198	67.198
**D	ILLINOIS MUNICIPAL RETIREMENT FUND	0	2.723.859	2.723.859
**D	CIVIL EMPL RET SYS OF THE POLICE DEP OF KANSAS CITY, MISSOURI	0	15.400	15.400
**D	POLICE RETIREMENT SYSTEM OF KANSAS CITY, MISSOURI	0	70.800	70.800
**D	LOS ANGELES CITY EMPLOYEES' RETIREMENT SYSTEM	0	2.485.801	2.485.801
**D	CITY OF LOS ANGELES FIRE AND POLICE PENSION PLAN	0	519.694	519.694
**D	LOCKHEED MARTIN CORPORATION MASTER RETIREMENT TRUST	0	454.614	454.614
**D	MISSOURI LOCAL GOVERNMENT EMPLOYEES RETIREMENT SYSTEM	0	251.100	251.100
**D	NORTH DAKOTA STATE INVESTMENT BOARD	0	1.342.000	1.342.000
**D	OKLAHOMA PUBLIC EMPLOYEES RETIREMENT SYSTEM	0	2.048.826	2.048.826
**D	SAN FRANCISCO CITY & COUNTY EMPLOYEES' RETIREMENT SYSTEM	0	80.000	80.000
**D	SAN FRANCISCO CITY & COUNTY EMPLOYEES' RETIREMENT SYSTEM	0	1.492.500	1.492.500
**D	SAN MATEO COUNTY EMPLOYEES' RETIREMENT ASSOCIATION	0	834.955	834.955
**D	FIRE AND POLICE PENSION FUND SAN ANTONIO	0	305.600	305.600
**D	SHRINERS HOSPITALS FOR CHILDREN	0	185.000	185.000
**D	CITY OF TALLAHASSEE	0	100.270	100.270
**D	TEACHERS'S RETIREMENT SYSTEM OF OKLAHOMA	0	1.055.906	1.055.906
**D	UNION PACIFIC CORPORATION MASTER RETIREMENT TRUST	0	439.400	439.400
**D	UTAH STATE RETIREMENT SYSTEMS	0	1.200.846	1.200.846
**D	USAA CASUALTY INSURANCE COMPANY	0	2.184.700	2.184.700
**D	USAA GENERAL INDEMNITY COMPANY	0	585.100	585.100
**D	CAVASTROPHE REINSURANCE COMPANY	0	586.800	586.800
**D	VAN ANDEL INSTITUTE	0	159.864	159.864
**D	WYOMING RETIREMENT SYSTEM	0	191.723	191.723
**D	FORD MOTOR COMPANY OF CANADA, LIMITED PENSION TRUST	0	74.384	74.384
**D	HSBC EUROPEAN FUND	0	143.345	143.345

564

**LISTA ESITO DELLE VOTAZIONE**  
**Oggetto: Determinazione della durata in carica del CdA**

**FAVOREVOLI**

Badge	Ragione Sociale	Proprio	Delega	Totale
**D	HSBC INTERNATIONAL EQUITY POOLED FUND	0	502.741	502.741
**D	HALIFAX REGIONAL MUNICIPALITY MASTER TRUST	0	114.435	114.435
**D	NAV CANADA PENSION PLAN	0	35.474	35.474
**D	OPSEU PENSION PLAN TRUST FUND	0	25.800	25.800
**D	FUTURE FUND BOARD OF GUARDIANS FOR AND ON BEHALF OF FUTURE F	0	2.116.459	2.116.459
**D	IBM DIVERSIFIED GLOBAL EQUITY FUND	0	672.628	672.628
**D	IBM DIVERSIFIED GLOBAL EQUITY FUND	0	73.461	73.461
**D	GARD COMMON CONTRACTUAL FUND	0	1.026.223	1.026.223
**D	SARASIN EQUISAR GLB THEMATIC F, A SUB F OF SARASIN F ICVC	0	5.812.893	5.812.893
**D	NEW IRELAND ASSURANCE COMPANY PLC	0	86.520	86.520
**D	NEW IRELAND ASSURANCE COMPANY PLC	0	44.256	44.256
**D	NATIONAL WESTMINSTER BANK PLC AS TRUSTEE OF KES STRAT INV F	0	2.703.513	2.703.513
**D	SARASIN GLOBAL HIGHER DIV FUND	0	306.572	306.572
**D	SARASIN EQ GLB THEM F (GBP HEDGED), A SUB FUND OF SARASIN F	0	995.046	995.046
**D	SARASIN GLB HIGHER DIVIDEND (GBP HEDGED)	0	645.858	645.858
**D	IAGAM GLOBAL EQUITY TRUST	0	534.755	534.755
**D	THE TRUSTEES OF THE BT PENSION SCHEME	0	321.225	321.225
**D	THE TRUSTEES OF CABLE & WIRELESS SUPERANNUATION FUND	0	1.061.968	1.061.968
**D	STICHTING HEINEKEN PENSIOENFONDS	0	235.823	235.823
**D	THE TRUSTEES OF IBM PENSION PLAN	0	68.843	68.843
**D	STICHTING PENSIOENFONDS IBM NEDERLAND	0	258.770	258.770
**D	STICHTING PENSIOENFONDS SAGITTARIUS	0	755.338	755.338
**D	STICHTING PENSIOENFONDS APF	0	188.800	188.800
**D	THE TRUSTEES OF CATERILLAR PENSION PLAN	0	138.087	138.087
**D	THE TRUSTEES OF JAGUAR PENSION PLAN	0	173.100	173.100
**D	THE TRUSTEES OF LAND ROVER PENSION SCHEME	0	77.544	77.544
**D	THE TRUSTEES OF MICHELIN PENSION & LIFE ASSURANCE PLAN	0	304.586	304.586
**D	STAFFORDSHIRE COUNTY COUNCIL PENSION FUND	0	3.404.319	3.404.319
**D	STICHTING PENSIOENFONDS VAN DE METALEKTRO (PME)	0	766.983	766.983
**D	TYNE AND WEAR PENSION FUND	0	300.000	300.000
**D	MERSEYSIDE PENSION FUND	0	26.874	26.874
**D	HP INVEST COMMON CONTRACTUAL FUND	0	161.857	161.857
**D	NORTHERN TRUST UCITS COMMON CONTRACTUAL FUND	0	2.874.741	2.874.741
**D	COLONIAL FIRST STATE WHOLESAL INDEXED GLOBAL SHARE FUND	0	390.268	390.268
**D	COMMONWEALTH GLOBAL SHARE FUND 29	0	9.450	9.450
**D	WHITBREAD GROUP PENSION FUND	0	176.904	176.904
**D	UNITED SERVICES AUTOMOBILE ASSOCIATION	0	747.100	747.100
**D	HSBC UCITS COMMON CONTRACTUAL FUND	0	35.660	35.660
**D	KLEINWORT BENSON INVESTORS MASTER INVESTMENT FUND	0	12.120	12.120
**D	PREMIER ENERGY AND WATER TRUST PLC	0	140.000	140.000
**D	MUNICIPAL EMPLOYEES' ANNUITY AND BENEFIT FUND OF CHICAGO	0	167.000	167.000
**D	MUNICIPAL EMPLOYEES' ANNUITY AND BENEFIT FUND OF CHICAGO	0	82.750	82.750
**D	FP VERBATIM PORTFOLIO 5 INCOME FUND	0	60.000	60.000

565

LISTA ESITO DELLE VOTAZIONE  
 Oggetto: Determinazione della durata in carica del Cda

## FAVOREVOLI

Badge	Ragione Sociale	Proprio	Delega	Totale
**D	LEGAL & GENERAL GLOBAL EQUITY INDEX FUND	0	22.180	22.180
**D	NAT WEST BK AS TRUSTEE OF LEGAL & GENERAL EUROPEAN INDEX TR	0	4.288.864	4.288.864
**D	NAT WEST BK PLC AS TRUSTEE OF THE LEGAL & GENERAL INT IND TR	0	391.410	391.410
**D	PREMIER GLOBAL UTILITIES INCOME FUND	0	98.000	98.000
**D	PREMIER OPTIMUM INCOME FUND A SUB-FUND OF PREMIER FUNDS	0	509.253	509.253
**D	LEGAL & GENERAL ICAV	0	58.153	58.153
**D	SARASIN IE EQUISAR - GLOBAL THERMATIC (USD)	0	371.596	371.596
**D	SARASIN IE EQUISAR - GLOBAL THERMATIC FUND (GBP)	0	639.085	639.085
**D	SSGA GROSS ROLL UP UNIT TRUST	0	268.853	268.853
**D	KLEINWORT BENSON INVESTORS INSTITUTIONAL FUND PLC	0	193.248	193.248
**D	NORTHERN TRUST INVESTMENT FUNDS PUBLIC LIMITED COMPANY	0	670.426	670.426
**D	TT INTERNATIONAL FUNDS PLC	0	358.325	358.325
**D	LEGAL AND GENERAL AUTHORISED CONTRACTUAL SCHEME	0	42.691	42.691
**D	LEGAL & GENERAL AUTHORISED CONTRACTUAL SCHEME	0	107.221	107.221
**D	STATE TEACHERS RETIREMENT SYSTEM OF OHIO	0	4.287.156	4.287.156
**D	ILLINOIS STATE BOARD OF INVESTMENT	0	830.969	830.969
**D	BANCO NACIONAL DE PANAMA, ACTING AS TRUSTEE OF THE FIDELICOMISO DE FONDO DE AHORRO DE PANAMA	0	45.792	45.792
**D	STICHTING BEDRIJFST VOOR HET SCHOONMAAK EN GLAZ	0	226.188	226.188
**D	KOMUNAL LANDSPENSIOENSKASSE GUENSIDIG FORSIKRINGSSELSKAP	0	546.748	546.748
**D	ABU DHABI RETIREMENT PENSIONS AND BENEFITS FUND	0	678.522	678.522
**D	STICHTING BEDRIJFSTAKPENSIOENFONDS ZORGVERZEKERAARS	0	256.300	256.300
**D	STICHTING DOUWE EGBERTS PENSIOENFONDS	0	282.250	282.250
**D	STICHTING BEDRIJFST VOOR HET BEROEPSVERVOER OVER DE WEG	0	2.932.495	2.932.495
**D	STICHTING DELA DEPOSITARY AND MANAGEMENT	0	1.227.843	1.227.843
**D	STICHTING PENSIOENFONDS ING	0	460.406	460.406
**D	VERDIPAPIRFONDET KLP AKSJEGLOBAL INDEX 1	0	946.958	946.958
**D	VERDIPAPIRFONDET KLP AKSJEUROPA INDEKS 1	0	463.378	463.378
**D	VERDIPAPIRFONDET KLP AKSJEGLOBAL LAVBETA I	0	2.603.704	2.603.704
**D	NORTHERN TRUST UCITS FGR FUND	0	1.583.349	1.583.349
**D	UNIVEST	0	1.623.819	1.623.819
**D	NORTH TR LUX CO I ITS CAP MNGM OF SCHLUM STAFF RET F FCP-SIF	0	167.791	167.791
**D	IEM EQUITY UMBRELLA FUND	0	85.135	85.135
**D	ERSEL ASSET MANAGEMENT SGR S.P.A. - FONDERSEL PMI	0	300.000	300.000
**D	EURIZON CAPITAL SGR SPA - EURIZON RENDITA	0	72.997	72.997
**D	EURIZONCAPITAL SGR S.P.A. - EURIZON AZIONI AREA EURO	0	181.543	181.543
**D	EURIZONCAPITAL SGR SPA - EURIZON PROGETTO ITALIA 70	0	315.406	315.406
**D	EURIZONCAPITAL SGR S.P.A. - EURIZON AZIONI ITALIA	0	4.305.155	4.305.155
**D	EURIZONCAPITAL SGR SPA - EURIZON PROGETTO ITALIA 40	0	353.658	353.658
**D	EIS - MULTIASSET RISK OVERLAY	0	44.735	44.735
**D	EPF - ENHANCED CONSTANT RISK CONTRIBUTION	0	38.190	38.190
**D	EPF - EQUITY ITALY	0	992.004	992.004
**D	EPF - EURO Q-EQUITY	0	126.860	126.860
**D	EPF - Q-FLEXIBLE	0	566.071	566.071

LISTA ESITO DELLE VOTAZIONE  
 Oggetto: Determinazione della durata in carica del Cda

FAVOREVOLI

Badge	Ragione Sociale	Proprio	Delega	Totale
**D	ROSSINI - AZIONARIO EURO	0	4.020	4.020
**D	ROSSINI - BILANCIATO	0	1.198	1.198
**D	EUF - EQUITY EUROPE LTE	0	691.200	691.200
**D	EUF - EQUITY EURO LTF	0	256.865	256.865
**D	EUF - EQUITY ITALY SMART VOLATILITY	0	526.571	526.571
**D	ISE - VALORE CEDOLA GLOBALE - 02/2015	0	251.776	251.776
**D	ISE - VALORE CEDOLA GLOBALE - 04/2015	0	107.388	107.388
**D	ISE - GLOBAL DYNAMIC MULTITRENDER - 06/2015	0	52.847	52.847
**D	ISE - VALORE CEDOLA GLOBALE - 07/2015	0	60.968	60.968
**D	ISE - VALORE CEDOLA GLOBALE - 09/2015	0	61.099	61.099
**D	ISE - GLOBAL INCOME MULTITRENDER - 09/2015	0	142.189	142.189
**D	ISE - GLOBAL DYNAMIC MULTITRENDER - 12/2015	0	244.958	244.958
**D	ISE - DYNAMIC INCOME MULTITRENDER - 01/2016	0	31.663	31.663
**D	ISE - MULTIASSET CEDOLA GLOBALE - 02/2016	0	263.643	263.643
**D	ISE - MULTIASSET ABSOLUTE 3 ANNI - 04/2016	0	81.909	81.909
**D	ISE - MULTIASSET ABSOLUTE 3 ANNI - 07/2016	0	70.151	70.151
**D	EFF - ABSOLUTE Q-MULTISTRATEGY	0	12.037	12.037
**D	AMUNDI SIF EUROPEAN EQUITY INDEX FUND	0	22.697	22.697
**D	FONDACO ROMA EURO BALANCED CORE	0	3.185	3.185
**D	OPCVM SEYOND EQUITY FACTOR INVESTING EURO	0	141.309	141.309
**D	NATIXIS EURO VALUE EQUITY	0	239.557	239.557
**D	CNP ASSURANCES SA	0	8.104.840	8.104.840
**D	FCP_EDMOND DE ROTHSCHILD EURO SRI	0	224.000	224.000
**D	IBM FRANCE	0	139.157	139.157
**D	FCP HAMELIN DIVERSIFIE FLEX II	0	14.112	14.112
**D	AA FORTIS TACTIQUE	0	752.834	752.834
**D	A.A. - BNP PAM -ISR	0	1.067.170	1.067.170
**D	FCP CARPIMKO EUROPE	0	330.774	330.774
**D	FCP AMUNDI PULSACTIONS	0	1.164.592	1.164.592
**D	FCP RSI EURO P	0	1.704.926	1.704.926
**D	EPARGNE PRUDENCE THALES	0	111.355	111.355
**D	FCPE AMUNDI LABEL EQUILIBRE	0	78.140	78.140
**D	EVIAN A EQUILIBRE	0	20.408	20.408
**D	L.S. DYNAMIQUE	0	13.473	13.473
**D	N 1 RENDEMENT USINOR	0	28.119	28.119
**D	VOCATION MARCHÉ ARIANESPACE CONSEIL DE SURVEILLANCE DU FCP	0	9.645	9.645
**D	FCPE AMUNDI LABEL PRUDENCE	0	49.773	49.773
**D	FCPE AMUNDI LABEL DYNAMIQUE	0	71.002	71.002
**D	LV CHALLENGE	0	86.642	86.642
**D	FCP A.A. - GROUPAMA - ISR	0	680.000	680.000
**D	ADEACTIONS	0	13.162	13.162
**D	ADEPARGNE	0	8.955	8.955
**D	FCP_FDRN AMUNDI	0	210.831	210.831

Azionisti: 15  
 Azionisti in proprio: 7  
 Azionisti in delega: 2666

567

LISTA ESITO DELLE VOTAZIONE  
 Oggetto: Determinazione della durata in carica del Cda

FAVOREVOLI

Badge	Regione Sociale	Proprio	Delega	Totale
**D	ARRCO LONG TERME D ACTIONS	0	710.541	710.541
**D	FCP CRN SOGE ACTIONS	0	217.646	217.646
**D	CARP - INDO	0	576.857	576.857
**D	FCP TONI ACTIONS 100	0	462.045	462.045
**D	FCP VIVACCIO ACTIONS	0	1.957.301	1.957.301
**D	LBPAM ACTIONS INDICE	0	1.930.610	1.930.610
**D	LBPAM PROFIL 80 PEA	0	537.509	537.509
**D	LBPAM PROFIL 100	0	312.062	312.062
**D	EGEPARGNE ACTIONS ISR-ACTIONS INTER	0	100.000	100.000
**D	FCP ICARE	0	165.432	165.432
**D	LBPAM ACTIONS DIVIDENDES EUROPE	0	2.816.723	2.816.723
**D	FCPE TECHNIP DYNAMIQUE	0	42.645	42.645
**D	FCPE TECHNIP EQUILIBRE	0	43.364	43.364
**D	AGIRA RETRAITE DIVERSIFIE	0	186.681	186.681
**D	LA BANQUE POSTALE ASSET MANAGEMENT	0	267.681	267.681
**D	FCP CAVEC GROUPAMA DIVERSIFIE	0	160.397	160.397
**D	FCP BERRI ACTIONS	0	79.964	79.964
**D	FCP PORT ROYAL EQUILIBRE	0	125.905	125.905
**D	VILLIERS ALTO	0	223.084	223.084
**D	ARIA	0	7.766	7.766
**D	FCP AMUNDI HORIZON	0	1.736.743	1.736.743
**D	PREDICA ISR EUROPE	0	16.398	16.398
**D	LBP INDEX EURO PEA 90 SEPTEMBRE2021	0	39.046	39.046
**D	GRD20	0	942.077	942.077
**D	PREDIQUANT A2 - DIVIDENDES EURO	0	1.253.486	1.253.486
**D	PREDIQUANT A2 ACTIONS EUROPE	0	2.930.168	2.930.168
**D	GRD 18 ACTIONS	0	206.445	206.445
**D	FCP LBP EUROCAP PEA 90 NOVEMBRE2021	0	34.613	34.613
**D	GRD 12 ACTIONS	0	382.184	382.184
**D	GROUPAMA ASSET MANAGEMENT	0	642.603	642.603
**D	LBPAM STRATEGIE PEA 1	0	316.323	316.323
**D	FCP PORTFOLIO LCR ACTIONS	0	108.134	108.134
**D	FCP BOURBON 4	0	179.866	179.866
**D	UNIVERS CNP 1	0	441.860	441.860
**D	FC CARPIMKO	0	301.369	301.369
**D	CNP ACP ACTIONS LT	0	61.233	61.233
**D	CONCORDE 96	0	174.576	174.576
**D	FCP NATIXIS IONIS	0	52.271	52.271
**D	FCP ECUREULL PROFIL 90	0	2.349.595	2.349.595
**D	FCP CNP GGR	0	16.256	16.256
**D	FCP NATEXIS PERFORMANCE 9	0	149.951	149.951
**D	FCP ABP PERP	0	209.520	209.520
**D	FCP RSRC DIVERSIFIE	0	796.959	796.959

568

LISTA ESITO DELLE VOTAZIONE  
 Oggetto: Determinazione della durata in carica del Cda

FAVOREVOLI

Badge	Ragione Sociale	Proprio	Delega	Totale
**D	CARBP DIVERSIFIE	0	388.853	388.853
**D	FCP RL PREVOYANCE	0	190.184	190.184
**D	FCPE NATIXIS ES ACTIONS EURO	0	438.455	438.455
**D	FCPE IEM FRANCE F	0	99.710	99.710
**D	DUGUAY ACTIONS EUROPE	0	133.532	133.532
**D	FCP ERISA DIVERSIFIE 2	0	495.000	495.000
**D	FCP FONDATION EUROPE	0	200.000	200.000
**D	SICAV EPARGNE ETHIQUE ACTIONS	0	184.000	184.000
**D	SICAV CHOIX SOLIDAIRE	0	122.089	122.089
**D	FCP ECOFI FLEXIBLE	0	33.822	33.822
**D	MEDI ACTIONS	0	1.500.000	1.500.000
**D	FCP MEDI ACTIONS EURO	0	180.000	180.000
**D	FCP AMUNDI ACTIONS EUROPE ISR	0	103.642	103.642
**D	FCP AMUNDI RENDEMENT PLUS	0	250.881	250.881
**D	SICAV AMUNDI ACTIONS EURO ISR	0	531.970	531.970
**D	HARMO PLACEMENT 2	0	274.939	274.939
**D	ASSURDIX	0	979.263	979.263
**D	FCPE AMUNDI RESA ACTIONS EURO	0	619.212	619.212
**D	ATOUT MODERATIONS	0	360.037	360.037
**D	FCP CPR CONSOMMATEUR ACTIONNAIRE	0	95.826	95.826
**D	FCPE AMUNDI RESA ESG ACTIONS EURO	0	558.581	558.581
**D	FCP CNP ASSUR EUROPE NEUFLIZE OBC	0	400.000	400.000
**D	CPR EURO HIGH DIVIDEND	0	368.042	368.042
**D	CPR GLOBAL EQUITY ALL REGIME	0	117.209	117.209
**D	FCPE AMUNDI PREM PATRIMOINE	0	132.376	132.376
**D	CPR EUROLAND	0	2.358.830	2.358.830
**D	AMUNDI ETF EURO STOXX 50 UCITS ETF DR	0	7.013.120	7.013.120
**D	FCP CPR ACTIVE EUROPE	0	225.970	225.970
**D	FCP AMUNDI ETF MSCI EUROPE EX EMU PEA UCITS ETF	0	2.952.746	2.952.746
**D	FCP CPR PROGRES DURABLE EUROPE	0	30.733	30.733
**D	PREDIQUANT EUROCROISSANCE A2	0	138.785	138.785
**D	FCP BFT EUROPE DIVIDENDES	0	330.000	330.000
**D	AMUNDI PATRIMOINE	0	384.317	384.317
**D	SICAV EURO CAPITAL DURABLE	0	800.000	800.000
**D	FCP GROUPAMA EURO STOCK	0	229.700	229.700
**D	SICAV MONDE GAN	0	77.564	77.564
**D	FCP FEDERAL ACTIONS RENDEMENT	0	450.000	450.000
**D	FEDERAL CONVICTON ISR EURO	0	1.600.000	1.600.000
**D	FCP FEDERAL CROISSANCE	0	476.000	476.000
**D	FCP FEDERAL OPTIMAL	0	428.000	428.000
**D	ATOUT EUROPE HAUT RENDEMENT	0	53.091	53.091
**D	ATOUT EUROPE SMART BETA	0	118.398	118.398
**D	FDC A2 POCHE TITRES	0	233.931	233.931

569

Azionisti: 2673 Teste: 15  
 Azionisti in proprio: 7 Azionisti in delega: 2666

LISTA ESITO DELLE VOTAZIONE  
 Oggetto: Determinazione della durata in carica del CdA

FAVOREVOLI

Badge	Ragione Sociale	Proprio	Delega	Totale
**D	AMUNDI ACTIONS INTLES WORLD PL	0	11.921	11.921
**D	ATOUT EUROLAND HAUT RENDEMENT	0	788.238	788.238
**D	ATOUT EUROLAND MIN VAR	0	417.739	417.739
**D	LCL ACTIONS EURO HAUT RENDEMENT	0	468.692	468.692
**D	LCL ACTIONS EURO MIN VAR	0	244.099	244.099
**D	LCL ACTIONS EUROPE SMART BETA	0	39.469	39.469
**D	LCL ACTIONS EUROPE MAX DIV.	0	37.392	37.392
**D	FCP ENERGIES RENOUVELABLES	0	30.000	30.000
**D	PALATINE MEDITERRANEA SICAV	0	30.000	30.000
**D	AMUNDI ACTIONS INTERNATIONALES DYNAMIC RISK FACTOR	0	3.839	3.839
**D	CROISSANCE DIVERSIFIEE	0	18.192	18.192
**D	IXIS EURO ACTIONS	0	1.917.832	1.917.832
**D	FCP ECUREUIL PROFIL 75	0	994.504	994.504
**D	NATIXIS ACTIONS EUROPE RENDEMENT	0	222.159	222.159
**D	CNP ASSUR VALEURS	0	60.780	60.780
**D	NATIXIS ACTIONS EUROPE SECITEURS	0	101.430	101.430
**D	FCP HSBC DYNALFLEXIBLE	0	183.304	183.304
**D	FCP HSBC ACTIONS EUROPE	0	1.862.901	1.862.901
**D	FCP HSBC ACTIONS MONDE	0	181.580	181.580
**D	HSBC ACTIONS DEVELOPPEMENT DURAB	0	999.002	999.002
**D	ECOFI ACTIONS SCR	0	65.506	65.506
**D	AMUNDI FUNDS EQUITY EUROPE MINIMUM VARIANCE	0	1.400.871	1.400.871
**D	AMUNDI LUXEMBOURG SA	0	100.000	100.000
**D	AMUNDI FUNDS EQUITY EURO RISK PARITY	0	854.743	854.743
**D	STG PFDS CORP EXPRESS MANDAAT ALLIANCE CAPITA	0	51.257	51.257
**D	STICHTING BEDRIJFSPENSIOENFONDSVOOR DE LANDBOUW MANDAAT BLACKRO	0	2.956.244	2.956.244
**D	STG PFDS V.D. GRAFISCHE	0	2.823.252	2.823.252
**D	STG PFDS AHOLD	0	372.270	372.270
**D	ST. SPOORWEGPFDS MANDAAT BLACKROCK	0	111.993	111.993
**D	STICHTING PENSIOENFONDS OPENBAAR VERVOER	0	48.167	48.167
**D	BPL	0	2.687.222	2.687.222
**D	STG PFDS ACHMEA MANDAAT BLACKROCK	0	398.277	398.277
**D	STG BEDRIJFSTAKPFDS V H	0	96.272	96.272
**D	STG BFF VD DETAILHANDEL MND BLACKROCK MSCI EMEA	0	1.334.049	1.334.049
**D	ST BEW S.A. BEL.POOLS GLOB.EQ. FACTOR FUND	0	271.950	271.950
**D	PETELAAR EFFECTENBEW. INZ. SNSRESP. IND. FND	0	1.310.859	1.310.859
**D	AMUNDI INDEX SOLUTIONS	0	1.422.281	1.422.281
**D	BRIDGEWATER PURE ALPHA TRADING COMPANY II, LTD	0	18.242.169	18.242.169
**D	RUSSELL OVERSEAS EQUITY FUND	0	267.700	267.700
**D	RUSSELL OVERSEAS EQUITY FUND	0	133.783	133.783
**D	RUSSELL OVERSEAS EQUITY FUND	0	214.659	214.659
**D	RUSSELL OVERSEAS EQUITY FUND	0	230.700	230.700
**D	RUSSELL OVERSEAS EQUITY FUND	0	44.274	44.274

570

LISTA ESITO DELLE VOTAZIONE  
 Oggetto: Determinazione della durata in carica del Cda

FAVOREVOLI

Badge	Ragione Sociale	Proprio	Delega	Totale
**D	RUSSELL GLOBAL EQUITY FUND	0	318.400	318.400
**D	RUSSELL OVERSEAS EQUITY POOL	0	1.138.179	1.138.179
**D	RUSSELL GLOBAL EQUITY POOL	0	148.701	148.701
**D	AGF EUROPEAN EQUITY FUND	0	284.238	284.238
**D	HARMONY OVERSEAS EQUITY POOL	0	75.800	75.800
**D	AGF ALL WORLD TAX ADVANTAGE GROUP LIMITED	0	499.904	499.904
**D	EAFE EQUITY FUND	0	200.629	200.629
**D	BRUCE POWER PENSION PLAN	0	153.441	153.441
**D	THE CANADA LIFE ASSURANCE COMPANY	0	247.223	247.223
**D	COLLEGES OF APPLIED ARTS AND TECHNOLOGY PENSION P	0	859.300	859.300
**D	COLLEGES OF APPLIED ARTS AND TECHNOLOGY PENSION P	0	1.207.430	1.207.430
**D	THE CANADIAN MEDICAL PROTECTIVE ASSOCIATION	0	90.976	90.976
**D	ONTARIO POWER GENERATION INC	0	367.833	367.833
**D	BNY MELLON EMPLOYEE BENEFIT COLLECTIVE INVESTMENT FUND PLAN	0	6.084.308	6.084.308
**D	BMO MONTHLY INCOME FUND	0	300.702	300.702
**D	BMO GLOBAL INFRASTRUCTURE FUND	0	130.169	130.169
**D	FRONTIERS INTERNATIONAL EQUITY POOL	0	67.635	67.635
**D	THE GREAT-WEST LIFE ASSURANCE COMPANY	0	201.256	201.256
**D	BOSTON COMPANY INC POOLED EMPLOYEE FUNDS INTL CORE EQUITY FD II	0	142.993	142.993
**D	COUNSEL DEFENSIVE GLOBAL EQUITY	0	8.237	8.237
**D	IMPERIAL TOBACCO PENSION INVESTMENT TRUST FUND	0	227.816	227.816
**D	IUOE LOCAL 793 MEMBERS PENSION BENEFIT TRUST OF ONTARIO	0	269.666	269.666
**D	BMO MSCI EAFE INDEX ETF	0	703.825	703.825
**D	LUCENT TECHNOLOGIES INC. DEFINED CONTRIBUTION PLAN MASTER TRUST	0	201.190	201.190
**D	LONDON LIFE INSURANCE COMPANY	0	2.356.082	2.356.082
**D	GLOBAL INFRASTRUCTURE EQUITY FUND LONDON CAPITAL	0	70.184	70.184
**D	U.S. AND INTERNATIONAL SPECIALTY CLASS	0	17.482	17.482
**D	ONTARIO PENSION BOARD	0	1.391.144	1.391.144
**D	RENAISSANCE GLOBAL EQUITY PRIVATE POOL	0	30.081	30.081
**D	RENAISSANCE REAL ASSETS PRIVATE POOL	0	336.300	336.300
**D	STATE OF WISCONSIN INVESTMENT BOARD	0	558.517	558.517
**D	STATE OF WISCONSIN INVESTMENT BOARD	0	4.158.226	4.158.226
**D	STATE OF WISCONSIN INVESTMENT BOARD	0	3.739.814	3.739.814
**D	STATE OF WISCONSIN INVESTMENT BOARD	0	767.092	767.092
**D	TD EMERALD INTERNATIONAL EQUITY INDEX FUND	0	1.789.840	1.789.840
**D	DUKE UNIVERSITY	0	251.036	251.036
**D	TD EUROPEAN INDEX FUND	0	53.547	53.547
**D	TD INTERNATIONAL EQUITY INDEX ETF	0	2.354	2.354
**D	PUBLIC SECTOR PENSION INVESTMENT BOARD	0	6.863.850	6.863.850
**D	THE BOSTON COMPANY PRIVATE TRUSTHE INTERNATIONAL EQ	0	142.474	142.474
**D	TORSTAR MASTER TRUST FUND	0	211.404	211.404
**D	TEACHERS' RETIREMENT ALLOWANCES FUND	0	14.083	14.083
**D	IMPERIAL INTERNATIONAL EQUITY POOL	0	2.322.900	2.322.900

571



LISTA ESITO DELLE VOTAZIONE  
 Oggetto: Determinazione della durata in carica del CdA

FAVOREVOLI

Badge	Ragione Sociale	Proprio	Delega	Totale
**D	IMPERIAL INTERNATIONAL EQUITY POOL	0	214.481	214.481
**D	IMPERIAL INTERNATIONAL EQUITY POOL	0	107.170	107.170
**D	IMPERIAL GLOBAL EQUITY INCOME POOL	0	1.532.266	1.532.266
**D	IMPERIAL OVERSEAS EQUITY POOL	0	112.800	112.800
**D	ONTARIO POWER GENERATION INC	0	467.857	467.857
**D	UNIVERSITY OF GUELPH FOREIGN PROPERTY TRUST	0	218.300	218.300
**D	UNIVERSITY OF GUELPH	0	70.900	70.900
**D	WOODBRIDGE INVESTMENTS CORPORATION	0	77.700	77.700
**D	WINDWISE MSCI EAFE INDEX NON-LENDING, FUND FOR EXEMPT ORG.	0	392.073	392.073
**D	STEWARDSHIP FOUNDATION	0	3.049	3.049
**D	CIBC INTERNATIONAL INDEX FUND	0	110.731	110.731
**D	CIBC EUROPEAN INDEX FUND	0	44.164	44.164
**D	CIBC POOLED INTERNATIONAL EQUITY INDEX FUND	0	114.093	114.093
**D	YORK UNIVERSITY PENSION FUND	0	379.600	379.600
**D	RENAISSANCE GLOBAL VALUE FUND	0	95.899	95.899
**D	DEBORAH LOEB BRICE	0	6.057	6.057
**D	ALAMOSA LLC	0	10.824	10.824
**D	CF INTERNATIONAL STOCK INDEX FUND ONE	0	495.517	495.517
**D	DT INTERNATIONAL STOCK INDEX FUND ONE	0	554.392	554.392
**D	CERVURITE INTERNATIONAL LLC	0	199.601	199.601
**D	MARANIC II LLC	0	8.406	8.406
**D	R.K. MELLON INTERNATIONAL FUND.	0	299.995	299.995
**D	1975 IRREVOCABLE TRUST OF CD WEYERHAUSER	0	2.814	2.814
**D	1973 IRREVOCABLE TRUST OF CD WEYERHAUSER	0	1.146	1.146
**D	SINGLE SELECT INVEST MONCEAU ACTION	0	150.000	150.000
**D	FORUM ONE	0	565.800	565.800
**D	FONDAZIONE ROMA SIF	0	400.997	400.997
**D	LEGG MASON GLOBAL INFRASTRUCTURE ETF	0	15.777	15.777
**D	JPMORGAN FUNDS (IRELAND) ICAV	0	4.194	4.194
<b>Totale voti</b>				
<b>Percentuale votanti %</b>				
<b>Percentuale Capitale %</b>				

572

Assemblea Ordinaria del 04 maggio 2017ESITO VOTAZIONE

Oggetto : **Nomina dei componenti il CdA**

**Hanno partecipato alla votazione:**

-n° 2.743 azionisti,

portatori di n° 5.976.113.829 azioni ordinarie, tutte ammesse al voto,  
 pari al 58,781371% del capitale sociale.

**Hanno votato:**

		% su Azioni Ordinarie Ammesse al voto
LISTA 1	2.986.841.572	49,979663
LISTA 2	2.954.009.371	49,430273
SubTotale	5.940.850.943	99,409936
Contrari	<u>34.975.991</u>	0,585263
SubTotale	5.975.826.934	99,995199
Astenuti	286.895	0,004801
Non Votanti	<u>0</u>	0,000000
SubTotale	286.895	0,004801
<b>Totale</b>	<u>5.976.113.829</u>	100,000000

Ai sensi dell'art. 135-undecies del TUF **non sono computate** ai fini del calcolo della maggioranza e del capitale richiesto per l'approvazione della delibera numero 0 azioni pari al **0,000000%** delle azioni rappresentate in aula.

**Assemblea dell'Enel S.p.A.**

**4 maggio 2017**

**Ufficio di Presidenza**

L'Ufficio di Presidenza dell'Assemblea dell'Enel S.p.A., in relazione ai risultati delle votazioni sulle due liste presentate dagli Azionisti per la nomina dei componenti il Consiglio di Amministrazione, ha proceduto al relativo scrutinio seguendo le disposizioni di cui all'articolo 14.3 dello Statuto sociale.

Dalla lista che ha ottenuto il maggior numero dei voti (n. 2.986.841.572 voti), sono stati tratti nell'ordine:

- il primo candidato, Maria Patrizia Grieco;
- il secondo candidato, Francesco Starace;
- il terzo candidato, Alfredo Antoniozzi;
- il quarto candidato, Paola Girdinio;
- il quinto candidato, Alberto Bianchi;
- il sesto candidato, Alberto Pera,

vale a dire i sette decimi degli Amministratori da eleggere con arrotondamento, in presenza di numero frazionario, all'unità inferiore.

Per le restanti posizioni si è proceduto a trarre dalla seconda lista, che ha ottenuto n. 2.954.009.371 voti, nell'ordine:

- il primo candidato, Angelo Taraborrelli (cui, in base al meccanismo descritto nell'articolo 14.3, lettera b) dello Statuto sociale, è stato attribuito un quoziente pari a 2.954.009.371);
- il secondo candidato, Anna Chiara Svelto (cui, in base al meccanismo descritto nell'articolo 14.3, lettera b) dello Statuto sociale, è stato attribuito un quoziente pari a 1.477.004.686);
- il terzo candidato, Cesare Calari (cui, in base al meccanismo descritto nell'articolo 14.3, lettera b) dello Statuto sociale, è stato attribuito un quoziente pari a 984.669.790).

In relazione a quanto disposto dall'articolo 147-ter, comma 4 del Decreto Legislativo 24 febbraio 1998, n. 58, i seguenti tra i candidati sopra indicati hanno dichiarato il possesso dei requisiti di indipendenza stabiliti per i sindaci di società con azioni quotate dall'articolo 148, comma 3 del medesimo Decreto Legislativo: Alfredo Antoniozzi, Alberto Bianchi, Cesare Calari, Paola Girdinio, Maria Patrizia Grieco, Alberto Pera, Anna Chiara Svelto, Angelo Taraborrelli.

I medesimi candidati da ultimo indicati – ad eccezione di Maria Patrizia Grieco, considerata la carica di Presidente del Consiglio di Amministrazione da quest'ultima attualmente rivestita – hanno altresì dichiarato il possesso dei requisiti di indipendenza di cui all'articolo 3 del Codice di Autodisciplina delle società quotate.

In relazione a quanto disposto dall'articolo 14.3, lettera c) dello Statuto sociale, si segnala che entrambe le liste sopra indicate hanno ottenuto un numero di voti superiore alla metà della percentuale richiesta per la presentazione delle liste stesse.

Roma, 4 maggio 2017

Un componente l'Ufficio di Presidenza

LISTA ESITO DELLE VOTAZIONE  
 Oggetto: Nomina dei componenti il CdA

CONTRARI

Badge	Ragione Sociale	Proprio	Delega	Totale
6984	AGOSTINI ANTONIO	0	0	0
**D	WHOLESALE UNIT TRUST GLOBAL SHARES F 3	0	82.647	82.647
**D	SAS TRUSTEE CORPORATION	0	571.909	571.909
**D	REGIME DE RETRAITE DE L'UNIVER DU QUEBEC	0	182.066	182.066
**D	THE BOMBARDIER TRUST (UK)	0	120.322	120.322
**D	BOMBARDIER TRUST(CANADA) GLOBAL EQUIT FU	0	171.679	171.679
**D	FONDS DE SOLIDARITE DES TRAV.QUEBEC FTQ	0	153.447	153.447
**D	FONDS COMMON REG RETRAITE UNIVERSIT LAV	0	45.310	45.310
**D	HEXAVEST EUROPE FUND	0	2.255.514	2.255.514
**D	HEXAVEST EUROFAC FUND	0	94.130	94.130
**D	REG RETR EMPL MANUELS VILLE MONTREAL	0	230.393	230.393
**D	CIDEL BANK & TRUST INC AS TRUSTEE	0	35.645	35.645
**D	LINCOLNSHIRE COUNTY COUNCIL PENSION FUND	0	171.408	171.408
**D	AB FOODS HEXAVEST	0	172.333	172.333
**D	RZSF1501 GLOBAL EQ HEXEVEST	0	183.043	183.043
**D	AON HEWITT COLLECTIVE INVESTMENT TRUST	0	98.460	98.460
**D	METROPOLITAN WATER RECLAMATION DISTRICT RETIREMENT FUND	0	121.966	121.966
**D	MLC INVESTMENTS, MLC LIMITED	0	30.786	30.786
**D	COLONIAL FIRST STATE	0	439.120	439.120
**D	EATON VANCE INTERNATIONAL (IRELAND)	0	14.000	14.000
**D	DESJARDINS CANADIAN BALANCED FUND	0	42.627	42.627
**D	EATON VANCE HEXAVEST GLOBAL EQUITY FUND	0	65.700	65.700
**D	EATON VANCE HEXAVEST INTERNATIONAL EQUITY FUND	0	15.983	15.983
**D	HEXAVEST EAFE EQUITY FUND	0	660.938	660.938
**D	HEXAVEST ACWI EQUITY FUND	0	49.740	49.740
**D	HEXAVEST WORLD EQUITY FUND	0	579.381	579.381
**D	SUNAMERICA SERIES TRUST GLOBAL EQUITIES PORTFOLIO	0	360.140	360.140
**D	SUNAMERICA SERIES TRUST TELECOM UTILITY PORTFOLIO	0	272.236	272.236
**D	SEASONS SERIES TRUST ASSET ALLOCATION:DIVERSIFIED GROWTH PTF	0	35.095	35.095
**D	SEASONS SERIES TRUST INTERNATIONAL EQUITY PORTFOLIO	0	126.595	126.595
**D	SUNAMERICA SERIES TRUST- SA BLACKROCK VCP GLO MUL ASSET PTF	0	172.059	172.059
**D	SUNAMERICA SERIES TRUST- SA SCHROEDERS VCP GLO ALLOC PORTFOLIO	0	64.530	64.530
**D	SUNAMERICA SERIES TRUST - SA INTERNATIONAL INDEX PORTFOLIO	0	136.619	136.619
**D	MGI FUNDS PLC	0	161.181	161.181
**D	MERCER GLOBAL EQUITY FUND	0	180.695	180.695
**D	LOCKHEED MARTIN CORP DEFINED CONTRIBUTION PLAN MASTER TRUST	0	318.523	318.523
**D	CALIFORNIA STATE TEACHERS RETIREMENT SYSTEM	0	24.386.496	24.386.496
**D	GOLDMAN SACHS FUNDS II	0	73.786	73.786
**D	VALIC COMPANY I - INTERNATIONAL EQUITIES FUND	0	549.725	549.725
**D	EATON VANCE (AUSTRALIA) HEXAVEST ALL-COUNTRY GL EQUITY FUND	0	87.455	87.455
**D	CHEVRON MASTER PENSION TRUST	0	151.255	151.255
**D	CHEVRON UK PENSION PLAN	0	96.724	96.724
**D	INTERVENTURE EQUITY INVESTMENTS LIMITED	0	118.551	118.551

576

LISTA ESITO DELLE VOTAZIONE  
 Oggetto: Nomina dei componenti il Cda

CONTRARI

Badge	Regione Sociale	Proprio	Delega	Totale
**D	MASTER TR AGREE BETWEEN PFIZER INC AND THE NORTHERN TR CO	0	255.134	255.134
**D	LOCKHEED MARTIN CORPORATION MASTER RETIREMENT TRUST	0	237.083	237.083
**D	SICAV EPARGNE ETHIQUE ACTIONS	0	184.000	184.000
**D	SICAV CHOIX SOLIDAIRE	0	122.089	122.089
**D	FCP ECOFI FLEXIBLE	0	33.822	33.822
**D	ECOFI ACTIONS SCR	0	65.506	65.506
**D	THE ROYAL INST FOR THE ADVANCEMENT OF LEARNING MCGILL UNIVERSITY	0	105.681	105.681
**D	MCGILL UNIVERSITY PENSION FUND	0	92.464	92.464

Totale voti 34.975.991  
 Percentuale votanti % 0,585263  
 Percentuale Capitale % 0,344026

577



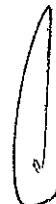

LISTA ESITO DELLE VOTAZIONE  
 Oggetto: Nomina dei componenti il Cda

ASTENUTI

Badge	Ragione Sociale	Proprio	Delega	Totale
6055	NOTARFONZO ARNALDO	15.000	0	15.000
6561	PEDERSOLI LANFRANCO	6.000	0	6.000
6984	AGOSTINI ANTONIO	0	0	0
**D	ROYAL BANK OF CANADA (CHANNELL ISLANDS) LIMITED	0	8.988	8.988
**D	ARROWGRASS MASTER FUND LTD C/O ARROWGRASS CAPITAL PARTNERS LLP	0	228.757	228.757
**D	OELATE INTERNATIONAL PASTORAL INVESTMENT TRUST	0	28.150	28.150

Totale voti 286.895  
 Percentuale votanti % 0,004801  
 Percentuale Capitale % 0,002822

578

Azionisti:  
 Azionisti in proprio:

5 Teste:  
 2 Azionisti in delega:

3  
 3

Pagina 3

Assemblea Ordinaria del 04 maggio 2017


LISTA ESITO DELLE VOTAZIONE  
Oggetto: Nomina dei componenti il CdA

**NON VOTANTI**

Badge	Ragione Sociale	Proprio	Delega	Totale
Totale voti				
Percentuale votanti %				
Percentuale Capitale %				

0  
0,000000  
0,000000

579



Azionisti:  
Azionisti in proprio:

0 Teste:  
0 Azionisti in delega:

Pagina 4

0  
0



LISTA ESITO DELLE VOTAZIONE  
 Oggetto: Nomina dei componenti il CdA

FAVOREVOLI alla LISTA 1

Badge	Ragione Sociale	Proprio	Delega	Totale
6371	MILITI VALTER	0	0	0
DE*	CASSA NAZIONALE DI PREVIDENZA E ASSISTENZA FORENSE	0	52.417.000	52.417.000
6417	DORI CARLO	350	0	350
6498	BASILE STEFANO	0	0	0
DE*	ENPAM	0	31.155.499	31.155.499
6506	A.DI.G.E. IN PERSONA DI CARLO DE MASI	0	106.208	106.208
6545	COMPUTERSHARE SPA RAPPRESENTANTE DESIGNATO EX ART. 135 UNDECIES TUF NELLA PERSONA DI ENRICO MONICELLI 1.520	0	0	1.520
6680	LEONETTI SALVATORE	10.445	0	10.445
6723	DI STEFANO STEFANO	0	0	0
DE*	MINISTERO DELL'ECONOMIA E DELLE FINANZE	0	2.397.856.331	2.397.856.331
6928	GRANATA ALFREDO	0	0	0
DE*	INARCASSA - CASSA NAZIONALE DI PREVIDENZA ED ASSISTENZA PER	45.073	18.435.640	18.435.640
6962	RICCI MARIO	32.357	0	32.357
6982	CHIURAZZI LUIGI	0	0	0
6984	AGOSTINI ANTONIO	0	5.868.319	5.868.319
**D	SCHRODER INTERNATIONAL SELECTION FUND	0	7.495	7.495
**D	T. ROWE PRICE FUNDS SICAV	0	303.041	303.041
**D	CAPITAL GROWTH FUND ABSOLUTE INCOME GROW	0	147.008	147.008
**D	CAPITAL INTERNATIONAL FUND	0	182.100	182.100
**D	WLF- EUROPE OPPORTUNITIES	0	342.000	342.000
**D	WORLDVIEW INVESTMENT FUND EUROPE CORE EQUITY FUND	0	1.686.620	1.686.620
**D	SEI INST INVEST TRUST WORLD EQ EX-US FUN	0	178.334	178.334
**D	JTSB STB DAIWA STOCK INDEX FUND 9807	0	41.093	41.093
**D	JAPAN TRUSTEE SERVICES BANK LTD	0	180.000	180.000
**D	JAPAN TRUSTEE SERVICES BANK LTD	0	4.000	4.000
**D	JAPAN TRUSTEE SERVICES BANK LTD	0	90.000	90.000
**D	JAPAN TRUSTEE SERVICES BANK LTD	0	24.000	24.000
**D	JAPAN TRUSTEE SERVICES BANK LTD	0	37.700	37.700
**D	JAPAN TRUSTEE SERVICES BANK LTD	0	41.860	41.860
**D	SEI INST INV TRUST SCREENED WORLD EQ EX	0	985.553	985.553
**D	SEI INSTITUTIONAL INTERN TRUST INTERNATI	0	67.914	67.914
**D	SEI INSTITUTIONAL MANAGED TRUST MULTI-AS	0	214.945	214.945
**D	SEI INSTITUTIONAL MANAGED TRUST-TAX-MANAGED INTERNATIONAL MANAGED	0	88.159	88.159
**D	WELLI TRUS NAT ASSOC COMMON TRUST FUNDS	0	12.665	12.665
**D	WELL TRCO NA MULTI. COLLECT. INV FUND	0	273.102	273.102
**D	PIMCO FUNDS GLOBAL INVESTORS SERIES PLC	0	186.003	186.003
**D	SCHRODER INTERNATIONAL MULTI-CAP EQ	0	235.342	235.342
**D	ADVISOR MANAGED TRUST - TACTICAL OFFENSI	0	74.227	74.227
**D	THE ADV INNER C.CORNERST.AD.GL.PUB.EQ. F	0	6.180	6.180
**D	GLOBAL X SCIENTIFIC BETA EUROPE ETF	0	37.511	37.511
**D	AMP CAPITAL SPECIALIST INTERNATIONAL SHA	0	48.904	48.904
**D	ED-INTERNATIONAL SHARE FUND 1	0	0	0

580

LISTA ESITO DELLE VOTAZIONE  
 Oggetto: Nomina dei componenti il CdA

## FAVOREVOLI alla LISTA 1

Badge	Ragione Sociale	Proprio	Delega	Totale
**D	BARROW HANLEY GLOBAL EQUITY TRUST	0	99.000	99.000
**D	IFAC SPEC INV STR INT SHARE STR NO 9	0	229.182	229.182
**D	MULTIMIX WHOLESAL E INT SHARES TRUST	0	132.200	132.200
**D	MERCER UNHEDEDG OVERSEAS SHARES TRUST	0	170.800	170.800
**D	AUSTRALIAN CATHOLIC SUPERAN RETIREM FUND	0	60.046	60.046
**D	WHOLESALE UNIT TRUST GLOBAL SHS FUND 5	0	19.768	19.768
**D	TCORPIM INTERNAT SHARES (UNHEDEDG) FU	0	251.145	251.145
**D	UNISUPER	0	94.227	94.227
**D	DAIWA PAN EUROPEAN HIGH DIVIDEND YIELD STOCK MOTHER FUND	0	170.000	170.000
**D	ROBECO CAPITAL GROWTH FUNDS	0	1.785.229	1.785.229
**D	UBI SICAV	0	114.924	114.924
**D	NFS LIMITED TRAFALGAR COURT LES BANQUES	0	575.022	575.022
**D	QUEENSLAND LOCAL GOVERNMENT SUPERANNUATI	0	536.283	536.283
**D	SAS TRUSTEE CORPORATION	0	363.716	363.716
**D	THE BARCLAYS BANK UK RETIREMENT FUND	0	286.966	286.966
**D	TELSTRA SUPERANNUATION SCHEME	0	779.040	779.040
**D	VARIABLE PORTFOLIO - LAZARD INTERNATIONAL EQUITY ADVANTAGE FUND	0	871.774	871.774
**D	ANZ ETFs EURO STOXX 50 ETF	0	8.122	8.122
**D	BANCO CENTRAL DE TIMOR-LESTE (BCTL)	0	494.870	494.870
**D	THE BOEING COMPANY EMPLOYEE RETIREMENT P	0	2.393.300	2.393.300
**D	RETIREMENT PLAN FOR EMPLOYEES OF AETNA I	0	780.300	780.300
**D	SCHRODER GLOBAL DYNAMIC BLEND FUND	0	190.930	190.930
**D	HARTFORD LIFE INSURANCE COMPANY	0	278.385	278.385
**D	SCHRODER GLOBAL ACTIVE VALUE FUND	0	64.608	64.608
**D	ALTRIA CLIENT SERVICES MASTER RETIREMENT TRUST	0	206.900	206.900
**D	SCHRODER GLOBAL ENHANCED INDEX FUND	0	1.360.781	1.360.781
**D	JPMORGAN CHASE BANK N.A.	0	8.248	8.248
**D	JPMORGAN CHASE BANK N.A.	0	26.534	26.534
**D	QANTAS SUPERANNUATION PLAN	0	97.302	97.302
**D	CAPITAL WORLD GROWTH & INCOME FUND INC	0	26.073.247	26.073.247
**D	THE INCOME FUND OF AMERICA INC	0	14.584.600	14.584.600
**D	SUPER FUNDS MANAG CORP SOUTH AUSTRALIA	0	453.000	453.000
**D	AUSCOAL SUPERANNUATION FUND	0	329.300	329.300
**D	INTERNATIONAL GROWTH AND INCOME FUND	0	23.080.500	23.080.500
**D	EUROPACIFIC GROWTH FUND	0	78.250.000	78.250.000
**D	CAPITAL INCOME BUILDER INC	0	31.752.779	31.752.779
**D	ANZ WHOLESAL E INTERNATIONAL SHARE NO. 3	0	420.300	420.300
**D	OPTIMIX WHOLESAL E GLOBAL SHARE TRUST	0	202.600	202.600
**D	LUCRF PTY LTD FOR THE LABOUR UNION CO-O	0	52.429	52.429
**D	SUPERANNUATION FUNDS MANAGEMENT CORPORATION OF SOUTH AUSTRALIA	0	68.855	68.855
**D	ARMSTRONG WORLD INDUSTRIES INC MASTER TR	0	68.741	68.741
**D	RETIREMENT INCOME PLAN OF SAUDI ARABIAN OIL COMPANY	0	96.300	96.300
**D	T ROWE PRICE INTERNATIONAL EQUITY INDEX	0	274.482	274.482

LISTA ESITO DELLE VOTAZIONE  
 Oggetto: Nomina dei componenti il CdA

FAVOREVOLI alla LISTA 1

Badge	Ragione Sociale	Proprio	Delega	Totale
**D	FIDELITY CENTRAL INVESTMENT PORTFOLIOS I	0	2.144.571	2.144.571
**D	PETERCAM B FUND	0	70.000	70.000
**D	PLUMBING & MECHANICAL SERV (UK) INDUSTRY	0	26.588	26.588
**D	PRUDENTIAL LEGACY INSURANCE COMPANY OF N	0	546.993	546.993
**D	MASTER TRUST BANK OF JAPAN, LTD. PENSION	0	9.676.019	9.676.019
**D	SCHRODER DIVERSIFIED GROWTH FUND	0	184.862	184.862
**D	SCHRODER QEP GLOBAL CORE FUND	0	893.142	893.142
**D	SCHRODER QEP GLOBAL ACTIVE VALUE FUND	0	411.865	411.865
**D	TRUST AND CUSTODY SERVICED BANK LIMITED	0	67.021	67.021
**D	COLUMBIA CAPITAL ALLOCAT.MODERATE CONSER	0	36.108	36.108
**D	COLUMBIA CAPITAL ALLOCAT.AGGRESSIVE P	0	40.290	40.290
**D	COLUMBIA CAPITAL ALLOCATON CONSERVATIVE	0	23.622	23.622
**D	PGIM INVESTMENTS INC THREE GATEWAY CENTE	0	10.045	10.045
**D	PROVEDA GLOBAL EQUITY, LP	0	3.936	3.936
**D	KATHERINE C. MOORE CHARITABLE LEAD ANNUITY TRUST II	0	6.060	6.060
**D	DUKE ENERGY RETIREMENT SAVINGS PLAN	0	396.100	396.100
**D	THE KATHERINE MOORE REVOCABLE TRUST	0	15.133	15.133
**D	MULTI-MAN DIRECT ALTERNATIVE STRATE FUND	0	171.889	171.889
**D	FIDELITY INVESTMENTS MONEY MANAGEMENT INC	0	8.517	8.517
**D	SCHRODER GLOBAL MULTI-CAP VALUE PORTFOLIO L.P	0	24.270	24.270
**D	NEW MEXICO STATE INVESTMENT COUNCIL	0	1.121.765	1.121.765
**D	JAB CONSOLIDATED LTD	0	1.426	1.426
**D	JFB I LTD	0	1.345	1.345
**D	EM KIRBY DTD TRUST 1/3/75 FBO JEFFERSON W KIRBY	0	6.506	6.506
**D	FM KIRBY TRUST DTD 1/3/75 FBO S DILLARD KIRBY	0	8.853	8.853
**D	F.M.KIRBY TRUST DATED 1/3/75 FBO FRED M. KIRBY III	0	6.505	6.505
**D	EL FINANCIAL CORPORATION LIMITED	0	445.000	445.000
**D	PERPETUAL ECONOMIC DIVERSIF. GLOBAL EQUI	0	94.760	94.760
**D	REGIME DE RETRAITE D HYDRO QUEBEC	0	615.700	615.700
**D	PERPETUAL PRIVATE INTERNAT SHARE FUND	0	569.700	569.700
**D	PAVILLON INTERNAT FOCUSED EQUITY POOL	0	73.800	73.800
**D	ASSOCIATION BIENF REIR POL VILLE MONTREA	0	86.200	86.200
**D	PACIFIC SALMON COMMISSION LSV	0	94.300	94.300
**D	DPAM CAP B EQU EMU INDEX	0	1.584.964	1.584.964
**D	DPAM DBI-RTD EQUITIES EMU	0	164.339	164.339
**D	DPAM CAP B EQU EUROPE IND	0	587.081	587.081
**D	II EQUITIES EURO	0	535.000	535.000
**D	DPAM CAP B EQU BER VAL	0	3.000.000	3.000.000
**D	SCHWAB INTERNATIONAL INDEX FUND	0	1.918.958	1.918.958
**D	SCHWAB FUNDAMENTAL INTER LARGE COMP IN F	0	1.410.149	1.410.149
**D	CAPITAL GROUP ABSOLUTE INCOME GROWER COM	0	257.492	257.492
**D	CAPITAL GUARDIAN ALL COUNTRY WORLD EQUITY FUND FOR TAX - EXEMPT TRUSTS	0	7.750	7.750
**D	FQ ESSENTIAL BETA FUND LTD	0	72.882	72.882

582

LISTA ESITO DELLE VOTAZIONE  
 Oggetto: Nomina dei componenti il Cda

FAVOREVOLI alla LISTA 1

Badge	Regione Sociale	Proprio	Delega	Totale
**D	CAPITAL GROUP EMPLOYEE BENEFIT INV. TRUST	0	1.177.079	1.177.079
**D	CAPITAL INTERNATIONAL WORLD EQUITY	0	47.367	47.367
**D	STATE FARM MUTUAL AUTOMOBILE INS.CO	0	93.148	93.148
**D	PUBLIC EMPLOYEES RETIREMENT SYSTEM OF OH	0	3.755.946	3.755.946
**D	GREATER MANCHESTER PENSION FUND	0	735.817	735.817
**D	NEW YORK STATE COMMON RETIREMENT FUND	0	467.446	467.446
**D	STATE FARM INSURANCE CO EMPLO.RET TS	0	129.685	129.685
**D	CAPITAL GUARDIAN INTERNATIONAL (NON US) EQUITY FUND FOR TAX EXEMPT TRUSTS	0	185.904	185.904
**D	CAPITAL GUARDIAN GLOBAL EQUITY FUND	0	30.500	30.500
**D	SEI SYSTEMATIC FIN MGMT MSTR	0	79.300	79.300
**D	SWISS NATIONAL BANK	0	28.906.619	28.906.619
**D	MSAR SCHRODER	0	257.048	257.048
**D	NON US EQUITY MGRS PORT 4 LSV	0	649.000	649.000
**D	GOLDMAN SACHS GMS ERISA GROUP TRUST	0	156.200	156.200
**D	LSV NONUS EQUITY LLC	0	718.600	718.600
**D	AST PRU GRWTH ALL PTF QMA EAFE PDEF	0	2.598.765	2.598.765
**D	PRU INV PRT INC PRU BALANCED FD	0	14.559	14.559
**D	PRU QMA WRLD FD INC PRU INT EQTY	0	110.951	110.951
**D	PRU SECTOR FDS INC PRU UTILITY FD	0	11.238.306	11.238.306
**D	PSF CONSERVATIVE BAL PORTF QMA	0	90.399	90.399
**D	PSF FLEXIBLE MANAGED PORTF QMA	0	81.879	81.879
**D	PSF GLOBAL PORTFOLIO LSV	0	443.500	443.500
**D	AST JENNISON GLOBAL INFRASTR PDMM	0	32.701	32.701
**D	PRU JEN GL INFRASTRUCTURE FUND PDLF	0	195.633	195.633
**D	AST QMA INTL CORE EQUITY PORT PDMP	0	1.612.788	1.612.788
**D	AST SCHR GL TACT PTF QEP PDB8	0	117.055	117.055
**D	PFI OVERSEAS FD BHMS	0	4.076.000	4.076.000
**D	TEACHERS' RETIREMENT SYSTEM OF LOUISIANA	0	1.156.100	1.156.100
**D	AST ACADEM STRAT RAJENNISON PDO7	0	854.508	854.508
**D	BCC SCHRODER	0	30.487	30.487
**D	ABN AMRO PF OBS RAFTI 1000	0	1.085.194	1.085.194
**D	ABN AMRO PF IPM RAFTI 1000	0	1.099.840	1.099.840
**D	RTC EMULATION	0	192.279	192.279
**D	RTC APS	0	29.644	29.644
**D	ADIF APP LSV IE.	0	157.400	157.400
**D	MILLENCIL (US) LP	0	3.829	3.829
**D	LIPLV LSV ASSET MGMT	0	312.200	312.200
**D	INTL EQUITY FUND MONDRIAN	0	1.531.911	1.531.911
**D	WF AND CO CASH PLN EVERGN INV 1	0	355.577	355.577
**D	WF MFS LTD EAFE GLOBAL	0	146.488	146.488
**D	ADVANCED SERIES TRUST -- AST FI PYRAMIS QUANTITATIVE PORTFOLIO	0	160.416	160.416
**D	BNYMTD AMITY EUROPEAN FUND	0	400.000	400.000
**D	BLACKROCK ACWI USIMI	0	2.259.221	2.259.221

583

LISTA ESITO DELLE VOTAZIONE  
 Oggetto: Nomina dei componenti il CdA

FAVOREVOLI alla LISTA 1

Badge	Ragione Sociale	Proprio	Delega	Totale
**D	GETF GABELLI UTILITY TRUST	0	300.000	300.000
**D	RAYTHEON MASTER PENSION TRUST	0	503.300	503.300
**D	NSNF PARA EAFE MONTI	0	62.803	62.803
**D	NSNF PARA EAFE PI 1	0	26.098	26.098
**D	NSNF PARA EAFE PI 2	0	25.143	25.143
**D	MO3F MARATHON WELLINGTON	0	56.282	56.282
**D	HGHF HGHLD PBINF WLNGTN	0	75.844	75.844
**D	HIGE HGHLD PBINF WLNGTN CF	0	40.586	40.586
**D	CENTRAL STATES SOUTHEAST AND SOUTHWEST AREAS PENSION FUND	0	909.800	909.800
**D	COLUMBIA SUSTAINABLE INTL EQ ETF	0	11.347	11.347
**D	COLUMBIA SUSTAINABLE GLOBAL EQ ETF	0	4.832	4.832
**D	KRESCE LA CAPITAL EAFE SUB2	0	23.934	23.934
**D	WILF LSV INTERNATIONAL	0	124.100	124.100
**D	UNITED CHURCH FUNDS LSV ASSET MGMT	0	182.800	182.800
**D	USBK LSV GLOBAL VALUE FUND	0	3.700	3.700
**D	B4305 FRB S LUND RES TR FBO B LUND	0	4.379	4.379
**D	B4306 FRB M LUND REV TR	0	5.831	5.831
**D	DB2F LSV ASSET MGMT	0	82.300	82.300
**D	RZSF1505 LSV ASSET MGMT	0	384.800	384.800
**D	CYBF LSV ASSET MGMT	0	251.900	251.900
**D	3M ERIP RAFI EAFE	0	288.290	288.290
**D	ALASKA PERMANENT FUND CORPORATION	0	1.204.658	1.204.658
**D	JDRF LSV NON US LONG	0	475.600	475.600
**D	AON HEWITT COLLECTIVE INVESTMENT TRUST	0	166.954	166.954
**D	CPA COP PSERS PSERS ACWI X US INDEX	0	1.142.393	1.142.393
**D	ENSIGN PEAK EAFE LSV ASSET	0	2.505.200	2.505.200
**D	ENSIGN PEAK CP LSV INTL LARGE	0	585.800	585.800
**D	SRP PANAGORA	0	1.778.744	1.778.744
**D	SRP AQR	0	742.658	742.658
**D	STATE BOARD OF ADMINISTRATION OF FLORIDA	0	260.828	260.828
**D	AST INTL VALUE LSV PD41	0	2.782.400	2.782.400
**D	TTPT INTL EQ PORT LSV PD11	0	495.000	495.000
**D	AST ADVANCED STRAT LSV PD15	0	1.744.200	1.744.200
**D	STITCHING RABOBANK PENSIONFONDS	0	5.023.021	5.023.021
**D	FLORIDA RETIREMENT SYSTEM	0	653.432	653.432
**D	FLORIDA RETIREMENT SYSTEM	0	393.771	393.771
**D	FLORIDA RETIREMENT SYSTEM	0	64.779	64.779
**D	BLACKROCK WORLD EX FLORIDA RET SYS	0	3.119.709	3.119.709
**D	FLORIDA RETIREMENT SYSTEM	0	844.199	844.199
**D	PENSION FUND OF THE CHRISTIAN CHURCH DISCIPLES OF CHRIST	0	117.000	117.000
**D	MEDTRONIC DEFINED CONTRIBUTION PLAN MASTER TRUST	0	37.503	37.503
**D	UMC BENEFIT BOARD, INC	0	531.845	531.845
**D	WEST VIRGINIA INVESTMENT MANAGEMENT BOARD	0	3.293.860	3.293.860

584

Assemblea Ordinaria del 04 maggio 2017

LISTA ESITO DELLE VOTAZIONE  
 Oggetto: Nomina dei componenti il CdA

## FAVOREVOLI alla LISTA 1

Badge	Ragione Sociale	Proprio	Delega	Totale
**D	PRUDENTIAL INVESTMENT PORTFOLIO 2 PRUDENTIAL QMA INTL DEVELOPED MKETS INDEX FUND	0	9.563	9.563
**D	TOUCHSTONE STRATEGIC TRUST--FOU	0	81.000	81.000
**D	MLC INVESTMENTS, MLC LIMITED	0	142.084	142.084
**D	CBOSC-CBGS-WGSS07	0	115.542	115.542
**D	CFSIL - COLONIAL FIRST STATE GLOBAL ASSET MANAGEMENT MULTI SECTOR TRUST 1	0	1.289	1.289
**D	CFSIL RE COLONIAL FIRST STATE INVESTMENT FUND 10	0	145.928	145.928
**D	COLONIAL FIRST STATE INVESTMENTS LIMITED	0	1.956.249	1.956.249
**D	COMMONWEALTH SPECIALIST FUND 36	0	6.441	6.441
**D	LSVIEHE, ISVZEHE	0	24.300	24.300
**D	ROBECO INSTITUTIONAL CONSERVATIVE EQUITY FUND II	0	117.913	117.913
**D	ROBECO INSTITUTIONAL VALUE EQUITY FUND	0	577.313	577.313
**D	ROBECO UMBRELLA FUND I N.V. - ROBECO GLOBAL AC MULTI-FACTOR EQUITIES FUND	0	431.563	431.563
**D	SCRI ROBECO INSITUIONAL CONSERVATIVE EQUITY FUND.	0	395.869	395.869
**D	SDA INTL EQUITY INDEX FD WORLD	0	199.149	199.149
**D	STICHTING CUSTODY ROBECO INSTITUTIONAL	0	292.126	292.126
**D	UNITED TECHNOLOGIES CORPORATION MASTER RETIREMENT TRUST (GLOBAL) C/O ANALYTIC INVESTORS LLC	0	13.536	13.536
**D	WELLINGTON ALFA FUND	0	11.830	11.830
**D	MARITIME SUPER	0	149.300	149.300
**D	TRUST FOR RETIR MED, DENT & LIFE INS ARMY&AIR FORCE EXCH	0	69.083	69.083
**D	THE RETIREMENT ANN PL FOR EMPL OF THE ARMY&AIR FORCE EX SERV	0	155.782	155.782
**D	SOMOMA COUNTY EMPLOYEES RETIREMENT ASSOCIATION	0	114.047	114.047
**D	THE METHODIST HOSPITAL	0	218.100	218.100
**D	XEROX CORPORATION RETIREMENT & SAVINGS PLAN	0	82.200	82.200
**D	TEACHERS' RETIREMENT SYSTEM OF THE STATE OF ILLINOIS	0	13.232	13.232
**D	LAUDUS INTERNATIONAL MARKETMASTERS FUND	0	30.819	30.819
**D	LAUDUS MONDRIAN INTERNATIONAL EQUITY FUND	0	629.491	629.491
**D	SCHWAB INTERNATIONAL EQUITY ETF	0	4.292.614	4.292.614
**D	SCHWAB FUNDAMENTAL INTERNATIONAL LARGE COMPANY ETF	0	2.719.049	2.719.049
**D	JOHN HANCOCK ENDURING EQUITY FUND	0	748.298	748.298
**D	PUTNAM DYNAMIC RISK ALLOCATION FUND	0	47.899	47.899
**D	PUTNAM VARIABLE TRUST - PUTNAM VT GLOBAL ASSET ALLOCATION F	0	29.039	29.039
**D	PUTNAM DYNAMIC ASSET ALLOCATION GROWTH FUND	0	746.047	746.047
**D	PUTNAM DYNAMIC ASSET ALLOCATION BALANCED FUND	0	500.861	500.861
**D	PUTNAM DYNAMIC ASSET ALLOCATION CONSERVATIVE FUND	0	238.243	238.243
**D	PUTNAM GLOBAL UTILITIES FUND	0	740.654	740.654
**D	PUTNAM VARIABLE TRUST - PUTNAM VT GLOBAL UTILITIES FUND	0	304.635	304.635
**D	PUTNAM TOTAL RETURN TRUST	0	113.667	113.667
**D	PUTNAM RETIREMENT ADVANTAGE GAA GROWTH PORTFOLIO	0	337.513	337.513
**D	PUTNAM RETIREMENT ADVANTAGE GAA BALANCE PORTFOLIO	0	177.822	177.822
**D	PUTNAM RETIREMENT ADVANTAGE GAA CONSERVATIVE PORTFOLIO	0	47.960	47.960
**D	PUTNAM RETIREMENT ADVANTAGE GAA INCOME STRATEGIES PORTFOLIO	0	29.845	29.845
**D	PUTNAM RETIREMENT ADVANTAGE GAA EQUITY PORTFOLIO	0	122.077	122.077
**D	PUTNAM TOTAL RETURN FUND, LLC	0	37.152	37.152

Pagina 10

Azionisti: 472 Teste: 11  
 Azionisti in proprio: 4 Azionisti in delega: 468

LISTA ESITO DELLE VOTAZIONE  
 Oggetto: Nomina dei componenti il Cda

FAVOREVOLI alla LISTA 1

Badge	Ragione Sociale	Proprio	Delega	Totale
**D	THE STATE OF NEVADA	0	68.297	68.297
**D	PUTNAM DYNAMIC ASSET ALLOCATION EQUITY FUND	0	38.992	38.992
**D	J & J PENSION FUND OFF	0	54.836	54.836
**D	MFS DEVELOPMENT FUNDS, LLC	0	16.657	16.657
**D	RUSSELL TRUST CO COMMINGLED EMPLOYEE BENEFIT FUNDS TRUST	0	10.535.977	10.535.977
**D	RUSSELL INVESTMENT COMPANY PLC	0	8.170.808	8.170.808
**D	GMAM INVESTMENT FUNDS TRUST	0	805.100	805.100
**D	NEUBERGER BERMAN ALTERNATIVE FUNDS NB MULTI-ASSET INCOME FUND	0	747	747
**D	JAPAN TRUSTEE SERV BK LTD ATF SMTB PIMCO RAE LO VOL FR EQF M F	0	8.321	8.321
**D	AMERICAN BAR ASSOCIATION MEMBERS/MTC COLLECTIVE TRUST	0	74.200	74.200
**D	XEROX CANADA EMPLOYEES RETIREMENT PLAN	0	47.900	47.900
**D	THE MASTER TRUST BK OF JP RE F RUSSELL INV (JP) INTL EQUITY F	0	234.700	234.700
**D	THE MASTER TRUST BK OF JP LTD: RUSSELL GLB ENVIR TECH FUND	0	3.338	3.338
**D	MERCER DIOCESE OF BROOKLYN GROWTH STRATEGY	0	156.815	156.815
**D	MERCER DIOCESE OF BROOKLYN LAY PENSION INVESTMENT TRUST	0	78.140	78.140
**D	MET INVESTORS SERIES TRUST- SCHROEDERS GLOBAL MULTI-ASSET PTF	0	179.232	179.232
**D	RUSSELL INVESTMENT COMPANY -- RUSSELL INTERN DEVELOPED MKT F	0	6.172.022	6.172.022
**D	RUSSELL INVESTMENT COMPANY RUSSELL GLOBAL EQUITY FUND	0	843.198	843.198
**D	MICROSOFT CORPORATION SAVINGS PLUS 401(K) PLAN	0	1.821.881	1.821.881
**D	PARAMETRIC INTERNATIONAL EQUITY FUND	0	157.274	157.274
**D	SOJECCI II LTEE	0	96.200	96.200
**D	TAX - MANAGED INTERNATIONAL EQUITY PORTFOLIO	0	48.562	48.562
**D	GABELLI UTILITIES FUND	0	250.000	250.000
**D	THE GABELLI DIVIDEND & INCOME TRUST	0	230.000	230.000
**D	RUSSELL INVESTMENT FUNDS NON-U.S. FUND	0	80.000	80.000
**D	RUSSELL INVESTMENT COMPANY RUSSELL TAX-MANAGED INTL EQ FUND	0	998.328	998.328
**D	RUSSELL INVESTMENT COMPANY SELECT INTERNATIONAL EQUITY FUND	0	739.735	739.735
**D	PIMCO BALANCED INCOME FUND (CANADA)	0	590.894	590.894
**D	THE HARTFORD GLOBAL REAL ASSET FUND	0	14.100	14.100
**D	THE HARTFORDGLOBAL ALL-- ASSET FUND	0	114.712	114.712
**D	AMERICAN FUNDS INSURANCE SERIES CAPITAL INCOME BUILDER	0	20.184	20.184
**D	ROCHE U.S. RETIREMENT PLANS MASTER TRUST	0	494.674	494.674
**D	CENTRAL BANK OF TRINIDAD AND TOBAGO	0	1.339.900	1.339.900
**D	RUSSELL INVESTMENT COMPANY MULTI-ASSET GROWTH STRATEGY FUND	0	1.205.822	1.205.822
**D	MONEY LIFE RETIREMENT INCOME SECURITY PLAN FOR EMPLOYEES	0	29.004	29.004
**D	ICON INTERNATIONAL EQUITY FUND	0	5.960	5.960
**D	RUSSELL INVESTMENT COMPANY IV PLC	0	177.000	177.000
**D	JOHNSON & JOHNSON PENSION & SAVINGS PLANS MASTER TRUST	0	537.826	537.826
**D	PENSIONSKASSE JOHNSON & JOHNSON SCHWEIZ	0	198.000	198.000
**D	RUSSELL COMMON CONTRACTUAL FUND	0	82.709	82.709
**D	RUSSELL INVESTMENT COMPANY V PLC	0	333.200	333.200
**D	RUSSELL INSTITUTIONAL FUNDS PLC	0	394.086	394.086
**D		0	29.890	29.890

586

LISTA ESITO DELLE VOTAZIONE  
 Oggetto: Nomina dei componenti il Cda

FAVOREVOLI alla LISTA 1

Badge	Ragione Sociale	Proprio	Delega	Totale
**D	RUSSELL INV MULTI-ASSET FACTOR EXPOSURE FUND	0	217.156	217.156
**D	THE PRUDENTIAL INSURANCE COMPANY OF AMERICA	0	628.929	628.929
**D	MDPLM INTERNATIONAL EQUITY POOL	0	373.100	373.100
**D	MD EQUITY FUND	0	105.800	105.800
**D	MD INTERNATIONAL VALUE FUND	0	39.200	39.200
**D	MGI FUNDS PLC	0	89.607	89.607
**D	MERCER INTERNATIONAL EQUITY FUND	0	100.000	100.000
**D	MERCER GLOBAL EQUITY FUND	0	314.747	314.747
**D	BURROUGHS WELLCOME FUND	0	9.415	9.415
**D	ONTARIO TEACHERS PENSION PLAN BOARD	0	785.400	785.400
**D	PIMCO RAE FUNDAMENTAL INTERNATIONAL FUND LLC	0	1.241.002	1.241.002
**D	PIMCO EQUITY SERIES: PIMCO RAE FUNDAMENTAL INTERNATIONAL FUND	0	504.064	504.064
**D	PUTNAM WORLD TRUST	0	50.293	50.293
**D	ALASKA COMMON TRUST FUND	0	211.155	211.155
**D	RUSSELL INSTITUTIONAL FUNDS, LLC-RUSSELL INTL EQUITY FUND	0	1.182.987	1.182.987
**D	RUSSELL INSTL FUNDS, LLC-RUSSELL MULTI-ASSET CORE PLUS FUND	0	281.928	281.928
**D	RUSSELL INSTITUTIONAL FUNDS, LLC-RUSSELL GLOB EQ PLUS FUND	0	133.718	133.718
**D	GOVERNMENT OF THE PROVINCE OF ALBERTA	0	7.145.000	7.145.000
**D	SPHERE FTSE EUROPE SUSTAINABLE YIELD INDEX ETF	0	3.908	3.908
**D	HARTFORD SCHROEDERS INTERNATIONAL MULTI-CAP VALUE FUND	0	194.636	194.636
**D	CALIFORNIA PUBLIC EMPLOYEES RETIREMENT SYSTEM	0	24.831.484	24.831.484
**D	ROMAN CATHOLIC BISHOP OF SPRINGFIELD A CORPORATION SOLE	0	8.322	8.322
**D	CAPITAL GROUP INTERNATIONAL EQUITY FUND (CANADA)	0	26.647	26.647
**D	CAPITAL INTERNATIONAL - GROWTH AND INCOME	0	49.000	49.000
**D	THE WELLINGTON TR CO NAT ASS MULT COLLECT INV F TRUST	0	781.961	781.961
**D	THE WELLINGTON TR CO NAT ASS MULT COMM, ENDURING ASSETS PTF	0	1.180.874	1.180.874
**D	WELLINGTON TR CO, NA MULT COMM TR F TR, REAL TOTAL RETURN PTF	0	780	780
**D	WELLINGTON TR CO NAT ASS MULT COM TR F TR DAILY END ASS PTF	0	1.275.313	1.275.313
**D	THE WELLINGTON TR CO NAT ASS MULT COLLECTIVE INV F TRUST II	0	123.875	123.875
**D	WELLINGTON COMPOUND GROWTH, L.P.	0	22.297	22.297
**D	NEW YORK STATE TEACHERS RETIREMENT SYSTEM	0	1.030.200	1.030.200
**D	PENSIONFONDS METAAL OFF	0	756.683	756.683
**D	PRUDENTIAL RETIREMENT INSURANCE & ANNUITY COMPANY	0	478.800	478.800
**D	PRUDENTIAL RETIREMENT INSURANCE & ANNUITY COMPANY	0	97.407	97.407
**D	WELLINGTON MANAGEMENT FUNDS (IRELAND) PLC	0	1.247.430	1.247.430
**D	NEXTRAM PARTNERS	0	45.048	45.048
**D	RUSSELL INVESTMENT COMPANY II PLC	0	2.922.775	2.922.775
**D	DEPARTMENT OF STATE LANDS	0	408.924	408.924
**D	STATE OF ALASKA RETIREMENT AND BENEFITS PLANS	0	207.696	207.696
**D	FONDATION LUCIE ET ANDRE CHAGNON	0	194.400	194.400
**D	MERCER NON-US CORE EQUITY FUND	0	932.800	932.800
**D	UNIVERSAL INVESTMENT FUNDS	0	202.800	202.800

587

Azionisti: 472 Teste: 11  
 Azionisti in proprio: 4 Azionisti in delega: 468



LISTA ESITO DELLE VOTAZIONE  
Oggetto: Nomina dei componenti il CdA

## FAVOREVOLI alla LISTA 1

Badge	Regione Sociale	Proprio	Delega	Totale
**D	WELLINGTON MGMT PTF KY-DIVERSIFIED INFLATION HEDGES PTF-Q INV	0	145.198	145.198
**D	MAJOR LEAGUE BASEBALL PLAYERS PENSION PLAN	0	328.500	328.500
**D	FP RUSSELL ICVC - INTERNATIONAL GROWTH ASSETS FUND	0	119.113	119.113
**D	THE TRUSTEES OF STAGECOACH GROUP PENSION SCHEME	0	572.200	572.200
**D	THE TRUSTEES OF JOHNSON & JOHNSON UK GROUP RETIREMENT PLAN	0	46.313	46.313
**D	FIRST STATE INVESTMENTS ICVC-FIRST STATE DIVERSIFIED GROWTH F	0	7.654	7.654
**D	RUSSELL INTERNATIONAL SHARES FUND	0	537.228	537.228
**D	RUSSELL GLOBAL OPPORTUNITIES FUND	0	2.039.699	2.039.699
**D	FIRST STATE SUPERANNUATION SCHEME	0	1.140.198	1.140.198
**D	RUSSELL TAX EFFECTIVE GLOBAL SHARES FUND	0	558.238	558.238
**D	VFMC INTERNATIONAL EQUITY TRUST 1	0	100.843	100.843
**D	VFMC INTERNATIONAL EQUITY TRUST 2	0	184.189	184.189
**D	WORKERS COMPENSATION DUST DISEASES AUTHORITY	0	29.143	29.143
**D	NCEE ANN POLYTECHNIC	0	2.348	2.348
**D	SAMFORD UNIVERSITY PENSION PLAN TRUST	0	6.100	6.100
**D	GUIDESTONE FUNDS INTERNATIONAL EQUITY FUND	0	952.400	952.400
**D	CHEVRON MASTER PENSION TRUST	0	397.700	397.700
**D	CHEVRON UK PENSION PLAN	0	199.400	199.400
**D	DOW RETIREMENT GROUP TRUST	0	52.037	52.037
**D	LSV INTERNATIONAL VALUE EQUITY TRUST	0	2.650.700	2.650.700
**D	MARSH AND MCLENNAN MASTER RETIREMENT TRUST	0	351.900	351.900
**D	SCHLUMBERGER LIMITED MASTER PENSION TRUST	0	137.471	137.471
**D	STANISLAUS COUNTY EMPLOYEES' RETIREMENT ASSOCIATION	0	403.200	403.200
**D	STATES OF GUERNSEY SUPERANNUATION FUND	0	41.133	41.133
**D	WILSHIRE INTERNATIONAL EQUITY FUND	0	8.923	8.923
**D	BUNTING INTERNATIONAL DEVELOPED EQUITY TE LLC	0	14.884	14.884
**D	CARROLL AVENUE PARTNERS LLC	0	5.208	5.208
**D	DELFINCO, LP	0	47.720	47.720
**D	SHY, LLC	0	41.283	41.283
**D	EVA VALLEY MA1 LLC	0	78.377	78.377
**D	FUNDO DE PENSÕES	0	77.155	77.155
**D	FS OVERLAY C - PARAMETRIC	0	11.391	11.391
**D	FOURTH AVENUE INVESTMENT COMPANY.	0	44.768	44.768
**D	THE BUNTING FAM INT DEVELOPED EQUITY LIMITED LIABILITY CO	0	7.322	7.322
**D	HASLAM FAMILY INVESTMENT PARTNERSHIP	0	2.276	2.276
**D	LEHMAN-STAMM FAMILY PARTNERS LLC	0	3.944	3.944
**D	MOUSSERENA, LP	0	888.424	888.424
**D	82A HOLDINGS, LLC	0	127.172	127.172
**D	SENTINEL INTERNATIONAL FUND	0	13.528	13.528
**D	SENTINEL INTERNATIONAL TRUST	0	93.919	93.919
**D	SIM GLOBAL BALANCED TRUST	0	4.839	4.839
**D	SILVER GROWTH FUND, LP	0	11.626	11.626
**D	GLOBAL BOND FUND	0	168.321	168.321

Azionisti:  
Azionisti in proprio:

472 4  
Azionisti in delega:

11  
468

LISTA ESITO DELLE VOTAZIONE  
 Oggetto: Nomina dei componenti il Cda

## FAVOREVOLI alla LISTA 1

Badge	Ragione Sociale	Proprio	Delega	Totale
**D	LSV INTERNATIONAL VALUE EQUITY LP	0	21.400	21.400
**D	LSV INTERNATIONAL (AC) VALUE EQUITY FUND, LP	0	1.611.600	1.611.600
**D	SANABIL INTERNATIONAL INVESTMENTS COMPANY	0	237.900	237.900
**D	INTERNATIONAL MONETARY FUND STAFF RETIREMENT PLAN	0	56.500	56.500
**D	NATIONAL COUNCIL FOR SOCIAL SECURITY FUND, P.R.C	0	198.758	198.758
**D	BLUE SKY GROUP	0	33.847	33.847
**D	COMMONWEALTH SUPERANN CORP ATF ARIA INVESTMENTS TR	0	668.184	668.184
**D	GOVERNMENT EMPLOYEES SUPERANNUATION BOARD	0	636.259	636.259
**D	COVENANT HEALTH	0	62.500	62.500
**D	CLEARWATER INTERNATIONAL FUND	0	99.381	99.381
**D	EMERSON ELECTRIC CO. RETIREMENT MASTER TRUST	0	179.000	179.000
**D	THE LEVERHULME TRUST	0	233.893	233.893
**D	PEPSICO, INC. MASTER TRUST	0	83.920	83.920
**D	PRESBYTERIAN CHURCH (USA) FOUNDATION	0	17.319	17.319
**D	SAMFORD UNIVERSITY	0	5.532	5.532
**D	TYCO ELECTRONICS DEFINED BENEFIT PLANS MASTER TRUST	0	127.100	127.100
**D	CAMBELL PENSION PLANS MASTER RETIREMENT TRUST	0	16.392	16.392
**D	PUBLIC EMPLOYEES RETIREMENT ASSOCIATION OF COLORADO	0	6.883.832	6.883.832
**D	DUKE ENERGY CORPORATION MASTER RETIREMENT TRUST	0	613.200	613.200
**D	FRESNO COUNTY EMPLOYEES' RETIREMENT ASSOCIATION	0	281.749	281.749
**D	CIVIL EMPL RET SYS OF THE POLICE DEP OF KANSAS CITY, MISSOURI	0	15.400	15.400
**D	POLICE RETIREMENT SYSTEM OF KANSAS CITY, MISSOURI	0	70.800	70.800
**D	MISSOURI LOCAL GOVERNMENT EMPLOYEES RETIREMENT SYSTEM	0	251.100	251.100
**D	NORTH DAKOTA STATE INVESTMENT BOARD	0	1.342.000	1.342.000
**D	FIRE AND POLICE PENSION FUND SAN ANTONIO	0	305.600	305.600
**D	SHRINERS HOSPITALS FOR CHILDREN	0	185.000	185.000
**D	UTAH STATE RETIREMENT SYSTEMS	0	1.200.846	1.200.846
**D	NEW IRELAND ASSURANCE COMPANY PLC	0	86.520	86.520
**D	THE TRUSTEES OF CATERPILLAR PENSION PLAN	0	188.800	188.800
**D	THE TRUSTEES OF MICHELIN PENSION & LIFE ASSURANCE PLAN	0	77.544	77.544
**D	HP INVEST COMMON CONTRACTUAL FUND	0	26.874	26.874
**D	COMMONWEALTH GLOBAL SHARE FUND 29	0	9.450	9.450
**D	MUNICIPAL EMPLOYEES' ANNUITY AND BENEFIT FUND OF CHICAGO	0	167.000	167.000
**D	TT INTERNATIONAL FUNDS PLC	0	358.325	358.325
**D	ILLINOIS STATE BOARD OF INVESTMENT	0	830.969	830.969
**D	STICHTING BEDRIJFSTAKPENSIOENFONDS ZORGVERZEKERAARS	0	256.300	256.300
**D	STICHTING BEDRIJFST VOOR HET BEROEPSVERVOER OVER DE WEG	0	2.932.495	2.932.495
**D	NORTH TR LUX CO I ITS CAP MNGM OF SCHLUM STAFF RET F FCP-SIF	0	167.791	167.791
**D	BRIDGEWATER PURE ALPHA TRADING COMPANY II, LTD	0	18.242.169	18.242.169
**D	RUSSELL OVERSEAS EQUITY FUND	0	267.700	267.700
**D	RUSSELL OVERSEAS EQUITY FUND	0	133.783	133.783
**D	RUSSELL OVERSEAS EQUITY FUND	0	214.659	214.659
**D	RUSSELL OVERSEAS EQUITY FUND	0	230.700	230.700

Pagina 14

11

468

472 Teste:

4

Azionisti in delega:

Azionisti:

Azionisti in proprio:

## Assemblea Ordinaria del 04 maggio 2017

## LISTA ESITO DELLE VOTAZIONI

Oggetto: Nomina dei componenti il CdA

## FAVOREVOLI alla LISTA 1

Badge	Ragione Sociale	Proprio	Delega	Totale
**D	RUSSELL GLOBAL EQUITY FUND .	0	44.274	44.274
**D	RUSSELL GLOBAL EQUITY FUND .	0	318.400	318.400
**D	RUSSELL OVERSEAS EQUITY POOL .	0	1.138.179	1.138.179
**D	RUSSELL GLOBAL EQUITY POOL .	0	148.701	148.701
**D	HARMONY OVERSEAS EQUITY POOL .	0	75.800	75.800
**D	EAFE EQUITY FUND .	0	200.629	200.629
**D	UNIVERSITY OF GUELPH FOREIGN PROPERTY TRUST	0	218.300	218.300
**D	UNIVERSITY OF GUELPH	0	70.900	70.900
**D	STEWARDSHIP FOUNDATION	0	3.049	3.049
**D	YORK UNIVERSITY PENSION FUND .	0	379.600	379.600
**D	DEBORAH LOEB BRICE	0	6.057	6.057
**D	ALAMOS A LLC .	0	10.824	10.824
**D	CERVURITE INTERNATIONAL LLC .	0	199.601	199.601
**D	MARANIC II LLC .	0	8.406	8.406
**D	1975 IRREVOCABLE TRUST OF CD WEYERHAUSER	0	2.814	2.814
**D	1973 IRREVOCABLE TRUST OF CD WEYERHAUSER	0	1.146	1.146
**D	LEGG MASON GLOBAL INFRASTRUCTURE ETF	0	15.777	15.777

590

Totale voti 2.986.841.572  
 Percentuale votanti % 49,979663  
 Percentuale Capitale % 29,378731

Azionisti:  
 Azionisti in proprio:

472 Teste:  
 4 Azionisti in delega:

11  
 468

Pagina 15

LISTA ESITO DELLE VOTAZIONE  
 Oggetto: Nomina dei componenti il Cda

## FAVOREVOLI alla LISTA 2

Badge	Ragione Sociale	Proprio	Delega	Totale
6118	CARDINALI LUIGI	0	0	0
DE*	CAALLENZA ASSICURAZIONI SPA	0	4.193.208	4.193.208
DE*	CAMGESTION	0	240.527	240.527
DE*	GENERALI ESPANA SA DE SEGUROS Y REASEGUROS	0	183.174	183.174
DE*	GENERALI ITALIA SPA	0	18.800.868	18.800.868
DE*	GENERTELLIFESPA	0	3.687.859	3.687.859
6189	RINELLI DOMENICO	58.514	0	58.514
6984	AGOSTINI ANTONIO	0	0	0
**D	ARCA FONDI SGR - FONDO ARCA AZIONI ITALIA	0	9.590.000	9.590.000
**D	BLACKROCK INDEX SELECTION FUND	0	5.271.213	5.271.213
**D	ARK LIFE ASSURANCE COMPANY LIMITED	0	483.375	483.375
**D	FRANKLIN TEMPLETON INVESTMENT FUNDS	0	18.417.484	18.417.484
**D	JPMORGAN FUNDS	0	5.224.402	5.224.402
**D	JPMORGAN INVESTMENT FUNDS	0	48.800.638	48.800.638
**D	JPMORGAN FUNDS EUROPEAN BANK AND BUSINESS CENTRE	0	2.144.074	2.144.074
**D	AOR UCITS FUNDS	0	129.622	129.622
**D	MORGAN STANLEY INVESTMENT FUNDS	0	1.990	1.990
**D	BAYERNINVEST KAPITALVERWALTUNGSGESSELLSCHAFT MBH	0	44.300	44.300
**D	INVESTMENT PRIVATFONDS GMBH	0	674.481	674.481
**D	CBRE CLARION FUNDS ALCEDA FUND MANAGEMENT	0	48.006	48.006
**D	BAYERNINVEST KAPITALVERWALTUNGSGESSELLSCHAFT MBH	0	157.202	157.202
**D	DKB EUROPA FONDS	0	111.488	111.488
**D	STAR FUND	0	5.000.000	5.000.000
**D	CHALLENGE FUNDS CHALLENGE ITALIAN EQUITY	0	4.000.000	4.000.000
**D	BAYERNINVEST KAPITALVERWALTUNGSGESSELLSCHAFT MBH	0	1.170.109	1.170.109
**D	BAYERNINVEST KVG MBH	0	5.161.684	5.161.684
**D	NMM5 WIEQ BRF ACCOUNT	0	140.700	140.700
**D	NMM5 GIEP BRI ACCOUNT	0	417.864	417.864
**D	GENERALI INVESTMENTS EUROPE SPA SGR	0	2.806.218	2.806.218
**D	GENERALI INVESTMENTS LUXEMBURG S.A.	0	2.895.103	2.895.103
**D	DPAM EQUITIES L	0	700.000	700.000
**D	MERRILL LYNCH PROFESSIONAL CLEARING CORP	0	6.139.937	6.139.937
**D	MERRILL LYNCH INTERNATIONAL	0	1.745.281	1.745.281
**D	SONDERVERMOGEN ALLIANZGI-FONDS DHCO	0	28.772	28.772
**D	SONDERVERMOGEN ALLIANZGI-FONDS DEW-CO	0	38.638	38.638
**D	SONDERVERMOGEN ALLIANZGI-FONDS VBE	0	367.106	367.106
**D	ALLIANZ GLR EQ EU RCM BEST STYLES	0	422.734	422.734
**D	ALLIANZ CGI EQ BEST STYLES	0	1.103.686	1.103.686
**D	SONDERVERMOGEN ALLIANZGI-FONDS DSW-CO	0	47.044	47.044
**D	SONDERVERMOGEN ALLIANZGI-FONDS DSW-DREDFONDS	0	6.824	6.824
**D	GMO TAX-MANAGED INTERNATIONAL EQUITIES F	0	132.123	132.123
**D	GMO ALPHA ONLY FUND	0	48.045	48.045
**D	GMO INTERNATIONAL EQUITY FUND	0	6.787.484	6.787.484

Azionisti:

2216 Teste:

1 Azionisti in delega:

3 2215

LISTA ESITO DELLE VOTAZIONE  
Oggetto: Nomina dei componenti il CdA

FAVOREVOLI alla LISTA 2

Badge	Ragione Sociale	Proprio	Delega	Totale
**D	VANGUARD EUROPEAN STOCK INDEX FUND	0	13.744.879	13.744.879
**D	VANGUARD DEVELOPED MARKETS INDEX FUND	0	34.749.743	34.749.743
**D	GMO INTERNATIONAL LARGE/MID CAP EQUITY F	0	1.463	1.463
**D	JAPAN TRUSTEE SERVICES BANK LTD	0	36.642	36.642
**D	THE MASTER TRUST BANK OF JAPAN LTD	0	5.274	5.274
**D	THE MASTER TRUST BANK OF JAPAN LTD	0	15.504	15.504
**D	FIDELITY FUNDS SICAV	0	826.652	826.652
**D	NN (L)	0	12.177.875	12.177.875
**D	NN (L) LIQUID	0	2.233.213	2.233.213
**D	ING DIRECT	0	559.731	559.731
**D	GIM TOKYO FD	0	424.076	424.076
**D	GIM SPECIALIST INVESTMENT FUNDS	0	4.134.121	4.134.121
**D	THE MASTER TRUST BANK OF JAPAN LTD	0	209.109	209.109
**D	VANGUARD TOTAL WORLD STOCK INDEX FUND	0	1.702.137	1.702.137
**D	PZENA VALUE FUNDS PL	0	520.838	520.838
**D	THE MASTER TRUST BANK OF JAPAN LTD	0	44.180	44.180
**D	THE MASTER TRUST BANK OF JAPAN LTD	0	12.430	12.430
**D	THE MASTER TRUST BANK OF JAPAN LTD	0	11.368.310	11.368.310
**D	VANGUARD FTSE ALL-WORLD EX US INDEX FUND	0	622.356	622.356
**D	GMO FUNDS PLC	0	8.430	8.430
**D	ICBC-COBOPAM GLOBAL OPPORTUNITY	0	269.262	269.262
**D	JAPAN TRUSTEE SERVICES BANK LTD	0	206.615	206.615
**D	FIRST TRUST EUROPE ALPHADEX FUND	0	256.884	256.884
**D	THE MASTER TRUST BANK OF JAPAN LTD	0	39.202	39.202
**D	JAPAN TRUSTEE SERVICES BANK LTD	0	994.309	994.309
**D	FIDELITY SAL ST SPARTAN GLOBAL EX US IN	0	1.883.762	1.883.762
**D	VANGUARD FUNDS PLC	0	265.015	265.015
**D	MACQUARIE GLOBAL LISTED INFRASTRUCTURE C	0	59.723	59.723
**D	ALLIANZGI NFI INTERNATIONAL VALUE CIT	0	11.222.239	11.222.239
**D	VANGUARD INVESTMENT SERIES, PIC	0	90.769	90.769
**D	FIDELITY SAL ST T SPARTAN TOTAL INT IN F	0	157.848	157.848
**D	THE MASTER TRUST BANK OF JAPAN LTD	0	15.450	15.450
**D	THE MASTER TRUST BANK OF JAPAN LTD	0	20.884	20.884
**D	INTERNATIONAL MULTI-ASSET DIVERSIFIED IN	0	132.393	132.393
**D	THE MASTER TRUST BANK OF JAPAN LTD	0	9.895	9.895
**D	FIRST TRUST EUROZONE ALPHADEX ETF	0	82.230	82.230
**D	DEUTSCHE EUROPEAN EQUITY FUND	0	145.776	145.776
**D	THE ADVISORS' INNER CIRCLE FUND CORNER STONE ADVISORS GLOBAL PUBLIC EQUITY FUND	0	2.606.133	2.606.133
**D	FIRST TRUST DYNAMIC EUROPE EQUITY INCOME	0	10.846	10.846
**D	PANAGORA RISK PARITY M.A.C.FD	0	15.453	15.453
**D	FIRST TRUST RIVERFRONT DYNAMIC EUROPE ET	0	32.672	32.672
**D	FIRST TRUST RIVERFRONT DYN DEV INT ETF	0	992.174	992.174
**D	MONDRIAN ALL COUNTRIES WORLD EX-U.S	0		

592

## Assemblea Ordinaria del 04 maggio 2017

LISTA ESITO DELLE VOTAZIONE  
Oggetto: Nomina dei componenti il CdA

## FAVOREVOLI alla LISTA 2

Badge	Ragione Sociale	Proprio	Delega	Totale
**D	BROWN BROTHERS HARRIMAN + CO, BOSTON CUSTODIAN FOR: THE ADVISORS` INNER CIRCLE III / PINEBRIDGE DYNAMIC ASSET ALLOCATION	48.473	0	0
**D	BBHBS/GALLERY TR-MONDRJA	0	2.726.913	2.726.913
**D	BEST INVESTMENT CORPORATION	0	72.138	72.138
**D	HSBC LIFE (INTERNATIONAL) LIMITED	0	351.693	351.693
**D	HSBC GROUP HONG KONG LOCAL STAFF RETIREMENT BENEFIT SCHEME	0	29.640	29.640
**D	HSBC MANAGED STABLE GROWTH FUND	0	1.774	1.774
**D	HSBC MANAGED STABLE FUND	0	5.933	5.933
**D	HSBC MANAGED GROWTH FUND	0	33.161	33.161
**D	HSBC GUARANTEED FUND	0	30.204	30.204
**D	HSBC MANAGED BALANCED FUND	0	19.948	19.948
**D	ISHARES EURO STOXX 50 INDEX ETF	0	17.783	17.783
**D	SHNPP EURO INDEX SECURITY MASTER INVEST	0	41.542	41.542
**D	JPMORGAN MULTI INCOME FUND	0	526.223	526.223
**D	ALLIANZ CHOICE BEST STYLE EUR.FUND	0	81.786	81.786
**D	JPMORGAN EUROPE STRATEGIC DIVIDEND FUND	0	23.752	23.752
**D	CARDIF ASSURANCE VIE	0	7.248.453	7.248.453
**D	CARDIF ASSURANCE RISQUES DIVERS	0	172.000	172.000
**D	NADAUD	0	51.263	51.263
**D	KEMPEN EUROPEAN HIGH DIVIDEND FUND N.V.	0	7.035.100	7.035.100
**D	FCP SAINT MARTIN N1	0	479.874	479.874
**D	FCP CNP ACTIONS EM	0	565.356	565.356
**D	REGARD ACTIONS EURO	0	1.337.292	1.337.292
**D	REGARD ACTIONS DEVELOPPEMENT DURABLE	0	500.000	500.000
**D	FCP IDR ACTIONS EURO	0	154.000	154.000
**D	FCP UBS F EURO OPPORT UNCON PEA EUR	0	72.091	72.091
**D	MUTACTION 11	0	858.280	858.280
**D	SODIUM 1	0	418.594	418.594
**D	FCP CALCIUM QUANT	0	289.528	289.528
**D	SICAV UBS F OPP MONDE 10	0	14.950	14.950
**D	CARDIF LUX VIE	0	202.300	202.300
**D	HENDERSON INVESTMENT FUND OEIC	0	2.977.299	2.977.299
**D	HENDERSON INSTIT EUROP INDEX OPP FUND	0	737.916	737.916
**D	CANDRIAM BELGIUM MANDAT FRR	0	5.270.011	5.270.011
**D	ALLIANZ GLOBAL INVESTORS FRANCE	0	411.103	411.103
**D	WITAN INVESTMENT TRUST PLC	0	889.350	889.350
**D	ANIMA SGR SPA	0	1.140.000	1.140.000
**D	ANIMA SGR SPA	0	2.289.711	2.289.711
**D	ANIMA SGR SPA	0	2.381.365	2.381.365
**D	ANIMA SGR SPA	0	7.418.059	7.418.059
**D	ANIMA SGR SPA	0	1.296.246	1.296.246
**D	ANIMA SGR SPA	0	958.265	958.265
**D	ANIMA SGR SPA	0	3.204.584	3.204.584

Azionisti:

Azionisti in proprio: 3

2216 Teste: 3

3

2215

Azionisti in delega: 1

Pagina 18

593

LISTA ESITO DELLE VOTAZIONE  
 Oggetto: Nomina dei componenti il CdA

FAVOREVOLI alla LISTA 2

Badge	Ragione Sociale	Proprio	Delega	Totale
**D	ANIMA SGR SPA	0	4.308.250	4.308.250
**D	ANIMA SGR SPA	0	2.662.874	2.662.874
**D	ANIMA SGR SPA	0	1.399.825	1.399.825
**D	ANIMA SGR SPA	0	469.205	469.205
**D	ANIMA SGR SPA	0	298.300	298.300
**D	ALLIANZGI FONDS BREMEN	0	176.721	176.721
**D	ALLIANZGI FONDS DPWS	0	26.942	26.942
**D	ALLIANZGI FONDS NASPA PENSIONSFONDS	0	44.007	44.007
**D	DILL COFONDS	0	66.800	66.800
**D	ALLIANZGI FONDS ZUBB	0	13.744	13.744
**D	ALLIANZGI FONDS WERT	0	7.200	7.200
**D	ALLIANZGI FONDS VEMK	0	28.475	28.475
**D	ALLIANZGI FONDS VBDK	0	16.511	16.511
**D	ALLIANZGI FONDS REINVEST	0	22.065	22.065
**D	ALLIANZGI FONDS PUK	0	5.578	5.578
**D	ALLIANZGI FONDS PFD	0	15.583	15.583
**D	ALLIANZGI FONDS OJU	0	15.086	15.086
**D	ALLIANZGI FONDS INDU	0	23.073	23.073
**D	ALLIANZGI FONDS GANO 2	0	49.513	49.513
**D	ALLIANZGI FONDS GANO	0	9.727	9.727
**D	ALLIANZGI FONDS FIB	0	58.100	58.100
**D	ALLIANZGI FONDS AVP	0	3.787	3.787
**D	ALLIANZGI FONDS ALPEN	0	22.915	22.915
**D	DBI FONDS ACU K	0	419.982	419.982
**D	ALLIANZGI FONDS ZDD3	0	76.963	76.963
**D	ALLIANZGI FONDS VSF	0	14.303	14.303
**D	ALLIANZGI FONDS ABF	0	3.695	3.695
**D	ALLIANZGI FONDS APNIESA	0	685.388	685.388
**D	ALLIANZGI FONDS FEV	0	67.637	67.637
**D	DEAM FONDS EDV 1	0	40.599	40.599
**D	ALLIANZ GI FONDS RANW II	0	146.566	146.566
**D	ALLIANZGI FONDS PENSIONS	0	72.345	72.345
**D	CBP GROWTH	0	390.146	390.146
**D	ALLIANZGI FONDS PFALCO	0	154.690	154.690
**D	ALLIANZGI FONDS NEP	0	26.108	26.108
**D	ALLIANZGI FONDS AEFN	0	1.203.981	1.203.981
**D	ALLIANZGI FONDS AESAN	0	44.670	44.670
**D	ALLIANZGI FONDS AMEV	0	30.769	30.769
**D	ALLIANZGI FONDS DREDOK	0	105.875	105.875
**D	ALLIANZGI FONDS PSDN	0	93.400	93.400
**D	ALLIANZGI SVKK	0	10.252	10.252
**D	ALLIANZGI FONDS TOSCA	0	111.737	111.737
**D	FONDIS	0	220.685	220.685

594

LISTA ESITO DELLE VOTAZIONE  
 Oggetto: Nomina dei componenti il Cda

## FAVOREVOLI alla LISTA 2

Badge	Ragione Sociale	Proprio	Delega	Totale
**D	CONVEST 21 VI	0	239.340	239.340
**D	ALLIANZ STRATEGIEFONDS WACHSTUM PLUS	0	834.893	834.893
**D	ALLIANZGI FONDS AFE	0	237.209	237.209
**D	ALLIANZGI FONDS PF2	0	379.613	379.613
**D	ALLIANZGI FONDS PTV2	0	1.013.686	1.013.686
**D	ALLIANZGI FONDS PF1	0	291.910	291.910
**D	ALLIANZGI FONDS HEUST	0	26.400	26.400
**D	ALLIANZGI FONDS MASTER DRT	0	123.521	123.521
**D	ALLIANZGI FOND AMMERLAND	0	170.429	170.429
**D	ALLIANZGI FONDS GEW	0	4.974	4.974
**D	ALLIANZGI FONDS TIBUR	0	24.225	24.225
**D	ALLIANZGI FONDS MAV	0	25.196	25.196
**D	ALLIANZGI FONDS DONHILL	0	41.075	41.075
**D	ALLIANZGI FONDS VSBW	0	195.587	195.587
**D	ALLIANZGI FONDS TOB	0	22.292	22.292
**D	ALLIANZGI FONDS PGD	0	96.298	96.298
**D	ALLIANZGI FONDS INP	0	72.561	72.561
**D	ALLIANZGI FONDS USES	0	13.205	13.205
**D	ALLIANZGI FONDS RBB	0	163.536	163.536
**D	ALLIANZGI FONDS BEKW	0	21.933	21.933
**D	DBI FONDS EKTEB	0	116.834	116.834
**D	ALLIANZGI FONDS ACK	0	58.710	58.710
**D	KREBSHILFE 2 FONDS	0	6.178	6.178
**D	ALLIANZGI FONDS DBS	0	24.879	24.879
**D	ALLIANZGI FONDS ESMT	0	4.730	4.730
**D	ALLIANZGI FONDS CAESAR	0	10.047	10.047
**D	ALLIANZGI FONDS PAK	0	11.989	11.989
**D	ALLIANZGI FONDS STIFTUNGSFONDS WISSENSCH	0	32.956	32.956
**D	ALLIANZGI FONDS AKTIEN EUROFA	0	238.000	238.000
**D	DEKA MASTER HAEEK I	0	885.752	885.752
**D	DEAM FONDS ROCK	0	428.903	428.903
**D	BAYVK A4 FONDS	0	124.211	124.211
**D	BAYVK A1 FONDS	0	3.577.979	3.577.979
**D	ALLIANZ GLOBAL INVESTORS EUROPE	0	880.446	880.446
**D	UNIVERSAL-CAV	0	201.456	201.456
**D	UNIVERSAL-OCO	0	30.619	30.619
**D	FONDACO SIF	0	202.100	202.100
**D	HENDERSON HORIZON FUND SICAV	0	38.356	38.356
**D	STANDARD LIFE WEALTH INTERNATIONAL	0	11.000	11.000
**D	STANDARD LIFE INVESTMENTS	0	200.445	200.445
**D	MULTI SERIES WHOLESAL INTER EQUITIES TR	0	108.541	108.541
**D	WHOLESAL UNIT TRUST MSCI GLOB INDEX SHS	0	68.341	68.341
**D	AVSUPER FUND	0	35.486	35.486

Azionisti: 2216 Teste: 3  
 Azionisti in proprio: 1 Azionisti in delega: 2215

Pagina 20



LISTA ESITO DELLE VOTAZIONE  
 Oggetto: Nomina dei componenti il Cda

## FAVOREVOLI alla LISTA 2

Badge	Ragione Sociale	Proprio	Delega	Totale
**D	HENDERSON GLOBAL EQUITY INCOME FUND	0	17.327.773	17.327.773
**D	IPAC SPEC INV STR INT SHARE STR NO 9	0	1.125.381	1.125.381
**D	WHOLESALE GLOBAL EQUITY INDEX FUND	0	37.574	37.574
**D	AMP INT EQ IND FD HEDGED	0	1.043.631	1.043.631
**D	AMP CAP UNHEDGED GL SHS MULTI MAN FUND	0	343.416	343.416
**D	MULTIMIX WHOLESAL INT SHARES TRUST	0	220.225	220.225
**D	MERCER UNHEDGED OVERSEAS SHARES TRUST	0	118.436	118.436
**D	LEGALSUPER	0	140.324	140.324
**D	ENHANCED INDEX INTERNATIONAL SHARE FUND	0	2.142.963	2.142.963
**D	TCORPIM INTERNAT SHARES (UNHEDGED) FU	0	798.880	798.880
**D	TCORPIM INDEXED INT SHARE (UNHEDGED) F	0	85.795	85.795
**D	FCPE AREVA ACTIONS	0	202.345	202.345
**D	1327 FCP BQUE SCALBERT DUPONT	0	24.400	24.400
**D	FCP GAILLON 130/30	0	26.735	26.735
**D	FCPE BARCLAYS DIVERIFIE ACTIONS	0	30.000	30.000
**D	FCPE COFACE	0	10.000	10.000
**D	FCP BAUD CIC	0	2.700	2.700
**D	1448 FCPE GE FACTOFRANCE	0	10.000	10.000
**D	STAUBLI 50 50 CREDIT MUTUEL FCPE	0	10.000	10.000
**D	STAUBLI 80 20 CREDIT MUTUEL FCPE	0	10.000	10.000
**D	FCP SCORE 2012	0	4.000	4.000
**D	FCP OFFENSIF AIR LIQUIDE EXPANS	0	30.780	30.780
**D	TARAVAO INVEST	0	20.000	20.000
**D	CAPACITY FONDS INSTITUTIONEL-ACTIONS ETRANGERES PIB	0	106.737	106.737
**D	PI CH-WORLD EX SWISS EQUITIES TRACKER US	0	764.529	764.529
**D	RAIFFEISEN INDEX FONDS	0	169.930	169.930
**D	PI CH - EUROPEAN EX SWISS EQUITIES	0	230.028	230.028
**D	BANQUE PICTET & CIE SA	0	425.416	425.416
**D	CAPACITY FONDS INSTITUTIONNEL ACTIONS ETRANGERES	0	49.804	49.804
**D	PGSF GLOBAL UTILITIES EQUITIES FUND	0	31.292.956	31.292.956
**D	PGSF GLOBAL HIGH YIELD UTILITIES EQUITIES FUND	0	167.636	167.636
**D	PGSF GLOBAL INCOME STOCK FUND	0	653.169	653.169
**D	PGSF GLOBAL UTILITIES EQUITIES CURRENCY HEDGE FUND	0	428.102	428.102
**D	PICTET-EUROPE INDEX	0	2.840.533	2.840.533
**D	SHINKO GLOBAL EQUITY INDEX MOTHER FUND	0	16.869	16.869
**D	NOMURA TRUST BANKING TRUSTEE NIKKO GLOBA	0	684.141	684.141
**D	DEFINED BENEFIT PP FOR CHUGOKU ELECT	0	107.966	107.966
**D	DL INTERNATIONAL RESEARCH OPEN MOTHER FD	0	53.030	53.030
**D	GIVI GLOBAL EQUITY FUND CLT AC	0	96.509	96.509
**D	VONTBEL FUND	0	1.778.814	1.778.814
**D	LGT MULTI MANAGER FUND	0	612.002	612.002
**D	MACQUARIE - GLOBAL LISTED INFR FD	0	185.791	185.791
**D	BROOKFIELD GLOB.LIST-REAL EST.UC.FD	0	1.626.000	1.626.000

Assemblea Ordinaria del 04 maggio 2017

LISTA ESITO DELLE VOTAZIONE  
 Oggetto: Nomina dei componenti il Cda

## FAVOREVOLI alla LISTA 2

Badge	Regione Sociale	Proprio	Delega	Totale
**D	CHALLENGE FUNDS	0	1.633.531	1.633.531
**D	QUESTIO CAPITAL FUND	0	30.394	30.394
**D	CANDRIAM GF	0	16.239	16.239
**D	MEDIOLANUM SPEC SICAV-SIF EQUITY INCOME	0	75.000	75.000
**D	OFI MULTI SELECT	0	174.584	174.584
**D	KEMPER INTERNATIONAL FUNDS	0	1.482.650	1.482.650
**D	BLACKROCK INSTITUTIONAL POOLED FUND PLC	0	293.481	293.481
**D	NFS LIMITED TRAFALGAR COURT LES BANQUES	0	1.003.844	1.003.844
**D	SHELL TRUST BERMUDA LTD AS TRUSTEE OF THE SHELL OVERSEAS CONTRIBUTORY PENSION FUND	0	54.177	54.177
**D	SHELL TRUST (BERMUDA) LIMITED AS TRUSTEE	0	45.199	45.199
**D	SHELL TRUST (BERMUDA) LTD AS TRUSTEE OF THE SHELL OVERSEAS C.P. FUND	0	289.579	289.579
**D	DEKA INVESTMENT GMBH RE DEKASPEZIAL	0	100.000	100.000
**D	DEKA INVEST GMBH RE DEKA-BAV-FONDS	0	2.500.000	2.500.000
**D	DEKA INVEST RE SIGMA PLUS KONSERVATIV	0	250.407	250.407
**D	DEKA INVEST - KOMMUNAL EUROLAND BALANCE	0	57.882	57.882
**D	DEKA INVESTMENT GMBH RE DEKA-BR 75	0	986.414	986.414
**D	DEKA INVESTMENT GMBH RE DEKA-BR 55	0	124.475	124.475
**D	DEKA INVESTMENT GMBH RE DEKA-BR 35	0	35.000	35.000
**D	DEKA INVEST RE DEKA-EUROLAND BALANCE	0	134.557	134.557
**D	DEKA INVEST RE DEKA-STIFTUNGEN BALANCE	0	3.171.750	3.171.750
**D	DEKA INVEST. RE DEKA-DIVIDENDDISCOUNT	0	429.616	429.616
**D	DEKA INVEST RE/DEKAFUTUR-ERTRAG	0	32.000	32.000
**D	DEKA INVEST RE/DEKAFUTUR-WACHSTUM	0	7.160	7.160
**D	DEKA INVESTMENT GMBH RE DEKAFUTUR-CHANCE	0	47.700	47.700
**D	DEKA INVESTMENT GMBH RE DEKA-BR 100	0	123.200	123.200
**D	DEKA INVEST GMBH RE DEKA-BR 85	0	1.500.000	1.500.000
**D	DEKA INVESTMENT GMBH RE DEKA	0	340.768	340.768
**D	BEROLINARENT DEKA	0	900.000	900.000
**D	DEKA INVEST DIVIDENDSTRATEGIE CF A	0	28.500	28.500
**D	DEKA INVESTMENT GMBH RE DEKA EURO ISTOXX	0	4.842.000	4.842.000
**D	DEKA INVEST GMBH RE DEKA-PB DEFENSIV	0	1.002.521	1.002.521
**D	MAINFRANKEN WERTKONZEPT AUSGEWOGEN	0	41.345	41.345
**D	DEKA INVESTMENT GMBH DEKA MSCI EUROPE UC	0	17.000	17.000
**D	DEKA INVESTGMBH RE MSCI EUROPE LC UCITS	0	275.789	275.789
**D	DEKA BASISSTRATEGIE FLEXIBEL	0	40.363	40.363
**D	DEKA INVESTMENT GMBH RE DEKA-BASIS	0	31.870	31.870
**D	DEKA INVEST DEKA EURO STOXX 50 - UCITS	0	30.000	30.000
**D	DEKA INVESTMENT GMBH RE DEKA-DIVIDEND VA	0	3.674.746	3.674.746
**D	DEKA INVESTMENT GMBH RE DEKA-MULTIASSET INCOME	0	122.500	122.500
**D	H.E.S.T. AUSTRALIA LIMITED	0	78.000	78.000
**D	CONSTRUCTION AND BUILDING UNIONS SUPERAN	0	2.776.522	2.776.522
**D	SAS TRUSTEE CORPORATION	0	227.090	227.090
**D		0	661.807	661.807

Pagina 22

Azionisti: 3  
 Azionisti in proprio: 2215  
 Azionisti in delega: 1  
 Teste: 2216

597

LISTA ESITO DELLE VOTAZIONE  
 Oggetto: Nomina dei componenti il Cda

## FAVOREVOLI alla LISTA 2

Badge	Ragione Sociale	Proprio	Delega	Totale
**D	UBS GLOBAL ASSET MANAGEMENT LIFE LTD	0	2.089.215	2.089.215
**D	GAMMA EMIRATES INVESTMENT L.L.C. EM	0	21.226	21.226
**D	IEM PERSONAL PENSION PLAN TRUST	0	700.140	700.140
**D	BELEGINGSFONDS BELCENA	0	174.800	174.800
**D	CHINA LIFE INSURANCE (GROUP) COMPANY	0	77.721	77.721
**D	VANGUARD INTERNATIONAL SHARE INDEX FUND	0	121.063	121.063
**D	BLACKROCK SCREEN WHOLE INDEXED INT EQ FD	0	14.053	14.053
**D	VANGUARD GLOBAL QUANTITATIVE EQUITY FUND	0	17.442	17.442
**D	BT SUSTAINABLE INTERNATIONAL SHARE FUND	0	52.278	52.278
**D	TELSTRA SUPERANNUATION SCHEME	0	1.129.925	1.129.925
**D	ACCIDENT COMPENSATION CORPORATION	0	564.196	564.196
**D	CHINA LIFE INSURANCE COMPANY LIMITED	0	594.300	594.300
**D	THE BARCLAYS BANK UK RETIREMENT FUND	0	159.128	159.128
**D	BANCO CENTRAL DE TIMOR EST	0	1.180.132	1.180.132
**D	CONNECTICUT GENERAL LIFE INSURANCE COMPA	0	85.824	85.824
**D	JP MORGAN FUND ICVC- JPM GLOBAL MACRO OP	0	6.444.714	6.444.714
**D	BOMBARDIER TRUST U.S. MASTER TRUST	0	273.086	273.086
**D	DEKA INVEST GMBH RE A-VSA-FONDS	0	48.396	48.396
**D	THE BOEING COMPANY EMPLOYEE RETIREMENT P	0	1.530.106	1.530.106
**D	BRUNEI SHELL RETIREMENT BENEFIT FUND	0	82.108	82.108
**D	DEKA INVESTMENT MBH RE. PKBMF	0	58.150	58.150
**D	ROCKEFELLER & CO., INC	0	51.588	51.588
**D	CHINATRUST COMMERCIAL BANK LTD. AS	0	310.918	310.918
**D	AXA OFFSHORE MULTIMANAGER FUNDS TRUST -	0	75.796	75.796
**D	JPM CHASE BANK - PB - UK CORPORATIONS	0	5.390	5.390
**D	JP MORGAN CHASE RETIREMENT PLAN	0	80.179	80.179
**D	UNIVERSITY OF HONG KONG STAFF TERMINAL B	0	993.089	993.089
**D	JP MORGAN INTERNATIONAL VALUE FUND	0	19.442	19.442
**D	BLACKROCK FISSION INDEXED INTL EQUITY FD	0	2.970.145	2.970.145
**D	ANZ WHOLESALE INTERN.SHARE NO. 1 FUND	0	206.321	206.321
**D	JP MORGAN INTERNATIONAL OPPORTUNITIES FUN	0	22.888	22.888
**D	BT INTERNATIONAL FUND	0	8.723.957	8.723.957
**D	BT EUROPEAN GROWTH FUND	0	226.472	226.472
**D	JP MORGAN INTREPID INTERNATIONAL FUND	0	257.884	257.884
**D	BT INSTITUTIONAL CORE GLOBAL SHARE SECTO	0	3.332.148	3.332.148
**D	MTBJ DAIDO LIFE FOREIGN EQUITY MOTHER FD	0	248.094	248.094
**D	BLACKROCK WHOLESAL INDEXED INTERNATIONAL	0	12.059	12.059
**D	VANGUARD INTERNATIONAL SHARE INDEX FUND	0	542.834	542.834
**D	AXA EQUITABLE LIFE INSURANCE CO	0	2.040.574	2.040.574
**D	BT INSTITUTIONAL INTERNATIONAL SHARE INT	0	89.511	89.511
**D	BT WHOLESALE CORE HEDGED GLOBAL SHARE FU	0	670.718	670.718
**D	COMMINGLED PENSION TRUST FUND (INTREPID INTERNATIONAL) OF JPMORGAN CHASE BANK	0	32.123	32.123
**D		0	1.263.892	1.263.892

LISTA ESITO DELLE VOTAZIONE  
 Oggetto: Nomina dei componenti il Cda

## FAVOREVOLI alla LISTA 2

Badge	Ragione Sociale	Proprio	Delega	Totale
**D	SUPERANNUATION FUNDS MANAGEMENT CORPORATION OF SOUTH AUSTRALIA	0	483.643	483.643
**D	BLACKROCK INTERNATIONAL ALPHA TILTS FUND	0	401.655	401.655
**D	CARBON AWARE INTERNATIONAL SHARES FUND	0	22.534	22.534
**D	WSP INTERNATIONAL EQUITIES TRUST	0	164.475	164.475
**D	BLACKROCK INDEXED ALL-COUNTRY EQUITY FUN	0	37.837	37.837
**D	ONEPATH GLOBAL SHARES LARGE CAP UNHEDGED	0	745.395	745.395
**D	UBS (US) GROUP TRUST	0	274.548	274.548
**D	ADVANCE INTERNATIONAL SHARE INDEX FUND	0	399.318	399.318
**D	JPMORGAN FUND II ICVC - JPM BALANCED MAN	0	21.094	21.094
**D	UBS ASSET MANAGEMENT LIFE LTD	0	82.919	82.919
**D	WESTMINSTER AIF ARTEMIS GLOBAL GROWTH F	0	1.384.000	1.384.000
**D	JPM MULTI-ASSET INCOME FUND	0	103.197	103.197
**D	JPMORGAN FUND ICVC - JPM CAUTIOUS MANAG	0	626.321	626.321
**D	SOUTHERN COMPANY SYSTEM MASTER RETIREMEN	0	2.150.750	2.150.750
**D	RETIREMENT INCOME PLAN OF SAUDI ARABIAN	0	142.939	142.939
**D	FLEXSHARES STOXX GLOBAL ESG IMPACT INDEX	0	2.348	2.348
**D	ASPIRIANT RISK MANAGED GLOBAL EQUITY FUND	0	3.971	3.971
**D	MINISTRY OF STRATEGY AND FINANCE	0	29.883	29.883
**D	MINISTRY OF STRATEGY AND FINANCE	0	3.593.583	3.593.583
**D	RETIREMENT INCOME PLAN OF SAUDI ARABIAN OIL COMPANY	0	36.679	36.679
**D	JNL-S&P INTERNATIONAL 5 FUND	0	215.721	215.721
**D	SBC MASTER PENSION TRUST	0	470.433	470.433
**D	FLEXSHARES STOXX GLOBAL BROAD INFRASTRUC	0	3.228.860	3.228.860
**D	AQR FUNDS - AQR INTERNATIONAL MULTI-STYLE FUND CORPORATION SERVICE COMPANY	0	398.451	398.451
**D	EQ ADVISORS TRUST: EQ/FUTNAM INTERNA	0	675.971	675.971
**D	JNL/BLACKROCK GLOBAL ALLOCATION FUND	0	1.451.111	1.451.111
**D	MFS UTILITIES FUND	0	24.723.312	24.723.312
**D	AQR FUNDS - AQR INTERNATIONAL DEFENSIVE EQUITY FUND CORPORATION SERVICE COMPANY	0	89.661	89.661
**D	SBC MASTER PENSION TRUST SBC MASTER PENSION TRUST 208	0	302.818	302.818
**D	NVIT INTERNATIONAL INDEX FUND	0	1.170.475	1.170.475
**D	FLEXSHARES MORNINGSTAR DEVELOPED MARKETS	0	333.385	333.385
**D	JNL/MELLON CAPITAL INTINAL INDEX FUND	0	1.133.749	1.133.749
**D	EQ ADVISORS TST - ATM INTERNATIONAL MANA	0	850.658	850.658
**D	EQ ADVISORS TRUST - AXA TEMPLETON GLOBAL	0	95.215	95.215
**D	EQ ADVISORS TRUST-AXA GLOBAL EQ MANAGED	0	385.295	385.295
**D	NVIT MULTI-MANAGER INTERNATIONAL VALUE F	0	1.968.658	1.968.658
**D	EQ ADV. TRUST AXA INTL.CORE MANAGED VOLA	0	483.754	483.754
**D	AQR INTERNATIONAL EQUITY FUND	0	281.005	281.005
**D	AQR GLOBAL EQUITY FUND	0	57.379	57.379
**D	JNL/BROOKFIELD GLOBAL INFRASTRUCTURE FUND	0	2.218.200	2.218.200
**D	AQR FUNDS AQR TAX-MANAGED INTL MOMENTUM	0	9.323	9.323
**D	REYNOLDS AMERICAN DEFINED BENEFIT MASTER	0	396.800	396.800
**D	FUNDACAO CALOUSTE GULBENKIAN	0	206.497	206.497

Azionisti: 2216 1 2216 Teste: 3  
 Azionisti in proprio: 1 Azionisti in delega: 2215

LISTA ESITO DELLE VOTAZIONE  
 Oggetto: Nomina dei componenti il Cda

## FAVOREVOLI alla LISTA 2

Badge	Ragione Sociale	Proprio	Delega	Totale
**D	GOLDMAN SACHS TRUST - GOLDMAN SACHS DYNAMIC ALLOCATION FUND	0	406.618	406.618
**D	GOLDMAN SACHS TRUST-G.S.INTL.TAX MANAGED	0	3.267.978	3.267.978
**D	GOLDMAN SACHS TRUST- GOLDMAN SACHS INTER	0	233.525	233.525
**D	GOLDMAN SACHS STRATEGIC INTERNATIONAL EQ	0	599.820	599.820
**D	THE MASTER TRUST BANK OF JAPAN LTD	0	9.812.150	9.812.150
**D	THE MASTER TRUST BANK OF JAPAN LTD	0	8.354.295	8.354.295
**D	THE MASTER TRUST BANK OF JAPAN, LTD AS TRUSTEE FOR MUTB400045796	0	9.952.576	9.952.576
**D	JPMORGAN LIFE LIMITED	0	84.259	84.259
**D	JPMORGAN LIFE LIMITED	0	30.140	30.140
**D	SANLAM LIFE AND PENSIONS UK LIMITED	0	342.714	342.714
**D	STICHTING SHELL PENSIONFONDS	0	2.769.674	2.769.674
**D	SHELL PENSIONS TRUST LIMITED AS TRUSTEE OF SHELL CONTRIBUTORY PENSION FUND	0	1.572.238	1.572.238
**D	TFL PENSION FUND	0	2.710.456	2.710.456
**D	SOMERSET COUNTY COUNCIL PENSION FUND	0	220.482	220.482
**D	STICHTING ALGEMEEN PENSIOENFONDS PROVISU	0	101.800	101.800
**D	THE MASTER TRUST BANK OF JAPAN, LTD. AS TRUSTEE FOR MUTB400045792	0	8.402.055	8.402.055
**D	VANGUARD TOTAL INTERNATIONAL STOCK INDEX	0	93.434.868	93.434.868
**D	THE MASTER TRUST BANK OF JAPAN LTD	0	9.803.313	9.803.313
**D	VANGUARD FID COMPANY EUROPEAN STOCK INDE	0	430.918	430.918
**D	GOVERNMENT SUPERANNUATION FUND	0	1.482.312	1.482.312
**D	DEKA INVEST RE VSINVESTMENT GOCH-FONDS	0	150.000	150.000
**D	DEKA INVEST RE DEKA TRUST BALANCED-FONDS	0	170.929	170.929
**D	DEKA A-DIM-WETZLAR-FONDS	0	36.096	36.096
**D	DEKA A-DIM-WETZLAR-BALANCED-FONDS	0	27.900	27.900
**D	DEKA INVESTMENT GMBH RE SAPHIR-FONDS	0	21.100	21.100
**D	DEKA FUNDMASTER INVESTMENTGESELLSCHAFT M	0	17.913	17.913
**D	A-DOR-FONDS	0	79.227	79.227
**D	DEKA INVESTMENT GMBH RE DOHAMUN-FONDS DER IHK ZU DORTMUND	0	5.650	5.650
**D	DEKA INVESTMENT GMBH RE AWB-ES-FONDS	0	14.525	14.525
**D	DEKA INVEST GMBH DRUPA-FONDS	0	8.889	8.889
**D	DEKA INVESTMENT GMBH RE PFRUENDE INVEST	0	9.544	9.544
**D	DEKA INVESTMENT GMBH RE DBU SARASIN GLOB	0	127.696	127.696
**D	DEKA INVEST RE DEKA-ZMV-FONDS	0	31.500	31.500
**D	DEKA INVESTMENT GMBH RE STADTBAHN-FONDS	0	18.629	18.629
**D	DEKA INVEST REGIONALE-WUPPERTAL-FONDS	0	26.479	26.479
**D	DEKA INVESTMENT GMBH RE DEKA-KSG-FONDS	0	10.560	10.560
**D	DEKA INVEST MAULBRONN-STROMBERG-FONDS	0	19.836	19.836
**D	DEKA INVEST RE KOMMUNAL-TUT-BALANCED -FO	0	42.550	42.550
**D	DEKA INVESTMENT GMBH RE VER 03-FONDS	0	10.468	10.468
**D	KIRCHHEIM UNTER TECK FONDS	0	8.000	8.000
**D	DEKA INVEST GMBH RE BODENSEE-FONDS	0	7.000	7.000
**D	DEKA INVESTMENT GMBH RE DEKA-BR 20	0	11.611	11.611
**D	DEKA INVEST. GMBH RE A-KLB-MASTERFONDS	0	686.300	686.300

LISTA ESITO DELLE VOTAZIONE  
 Oggetto: Nomina dei componenti il Cda

## FAVOREVOLI alla LISTA 2

Badge	Ragione Sociale	Proprio	Delega	Totale
**D	DEKA INVEST RE PRIVAT VORSORGE AS-FONDS	0	320.000	320.000
**D	DEKA INVESTMENT GMBH RE PRODEKA	0	284.000	284.000
**D	DEKA INVEST GMBH RE AGR DENA I	0	50.031	50.031
**D	DEKA INVEST GMBH RE DEKA-CUX-LCR-FONDS	0	20.000	20.000
**D	DEKA INVESTMENT GMBH RE A-KSK FULDA-FOND	0	55.000	55.000
**D	DEKA INVESTMENT GMBH RE MFR-MASTERFONDS	0	116.306	116.306
**D	DEKA INV RE MKG DEUTSCHLAND BALANCE	0	4.300	4.300
**D	DEKA INVEST.GMBH RE A-HAM-FONDS	0	39.399	39.399
**D	DEKA INVESTMENT GMBH TRIANON-FONDS AKTIE	0	46.981	46.981
**D	DEKA INVEST. A-NORDHAUSEN 2-FONDS	0	60.300	60.300
**D	DEKA INVESTMENT GMBH RE S BROKER 1 FONDS	0	43.000	43.000
**D	DEKA INV. GMBH RE A-GOLDENE AUE-FONDS	0	75.000	75.000
**D	DEKA INVESTMENT GMBH RE A-SKGO-FONDS	0	20.000	20.000
**D	DEKA INVESTMENT GMBH RE LANDSBERG-FONDS	0	43.400	43.400
**D	DEKA INVESTMENT GMBH RE A-ASD-FONDS	0	26.600	26.600
**D	DEKA INVESTMENT GMBH RE A-AMISIA-FONDS	0	85.000	85.000
**D	DEKA INVESTMENT GMBH RE A-AMISIA-FONDS	0	96.816	96.816
**D	DEKA INVESTMENT GMBH RE GRAF ENGELBERT I	0	20.000	20.000
**D	DEKA INVESTMENT GMBH RE TUT-MASTERFONDS	0	24.000	24.000
**D	DEKA A-BAD HERSFELD-FONDS	0	13.950	13.950
**D	DEKA INVESTMENT GMBH RE A WITTRING LCR FONDS	0	214.211	214.211
**D	DEKA INVESTMENT GMBH RE DEKA VALUE PLUS	0	100.347	100.347
**D	RAGS-FUNDMASTER	0	1.367.405	1.367.405
**D	KAPITALFORENINGEN PENSAM INVEST PSI 30 EUROPAEISKE AKTIER	0	44.760	44.760
**D	KAPITALFORENINGEN PENSAM INVEST PSI	0	22.521	22.521
**D	DEAM-FONDS VVK 2	0	178.122	178.122
**D	DEAM-FONDS MMII DEUT ASSET MAN INV	0	602.914	602.914
**D	ALLIANZGI-FONDS DSPT	0	141.870	141.870
**D	UKA-FONDS	0	325.174	325.174
**D	THE MASTER TRUST BANK OF JAPAN LTD	0	1.439.557	1.439.557
**D	BUREAU OF LABOR FUNDS- LABOR PENSION FUND	0	966.239	966.239
**D	BUREAU OF LABOR FUNDS-LABOR INSURANCE FUND	0	80.895	80.895
**D	BUREAU OF LABOR FUNDS-LABOR INSURANCE FUND	0	853.299	853.299
**D	NATIONWIDE INTERNATIONAL INDEX FUND	0	1.385.753	1.385.753
**D	STICHTING ASR BEWAARDER	0	384.708	384.708
**D	JPMORGAN EUROPEAN INVESTMENT TRUST PLC	0	177.387	177.387
**D	KAPITALFORENINGEN ISTITUTIONEL INVESTOR EUROPAEISKE AKTIER	0	393.450	393.450
**D	PENSIONSKASSEN FOR BORNE-OG UNGDOMS	0	345.106	345.106
**D	STATE OF WYOMING	0	1.596.246	1.596.246
**D	TRUST AND CUSTODY SERVICED BANK LIMITED	0	68.000	68.000
**D	DEKA INV RE HASPA POTENZ GERMANY NONAIF	0	277.360	277.360
**D	DEKA INTL S.A GLOBALE AKTIEN LOWRISK	0	24.010	24.010
**D	INTERNATIONAL FUND MANAGEMENT S.A.	0	2.613.821	2.613.821
**D	DEKA INTERNATIONAL S.A. RE DEKA-EUROSTOC	0		

Pagina 26

3  
2215

Azionisti: 2216 Teste: 3  
 Azionisti in proprio: 1 Azionisti in delega: 2215

LISTA ESITO DELLE VOTAZIONE  
Oggetto: Nomina dei componenti il CdA

## FAVOREVOLI alla LISTA 2

Badge	Ragione Sociale	Proprio	Delega	Totale
**D	DEKA INTERNATIONAL S.A. RE DEKA-EURO PAGARANT	0	620.303	620.303
**D	DEKA INTERNATIONAL S.A. RE DEKA PRIVATE	0	4.600	4.600
**D	DEKA INTERNATIONAL S.A. RE DEKALUX-EUROPA	0	580.000	580.000
**D	DEKA INTERNATIONAL S.A. RE DEKA-EUROPAVA	0	183.800	183.800
**D	INTERNATIONAL FUND MANAGEMENT S.A. RE IF	0	3.170.000	3.170.000
**D	INTERNATIONAL FUND MANAGEMENT S.A. RE IFM	0	520.000	520.000
**D	EQ ADV TRUST EQ/INT. EQ. INDEX PORTFOLIO	0	2.088.879	2.088.879
**D	EQ ADVISORS TRUST-AXA/AB DYNAMIC GROWTH	0	326.760	326.760
**D	EQ ADVISORS TRUST-AXA INTL.MANAGED VOLAT	0	1.101.126	1.101.126
**D	BOILERMAKERS NATIONAL ANNUITY TRUST	0	79.378	79.378
**D	VANTAGETRUST III MASTER COLLECTIVE INVES	0	3.039.866	3.039.866
**D	THE MASTER TRUST BANK OF JAPAN LTD	0	166.988	166.988
**D	STICHTING PENSIOENFONDS VOOR HUISARTSEN	0	478.380	478.380
**D	THE MASTER TRUST BANK OF JAPAN	0	170.266	170.266
**D	BUREAU OF LABOR FUNDS-LABOR INSURANCE FUND	0	208.295	208.295
**D	BUREAU OF LABOR FUNDS - LABOR RETIREMENT FUND	0	54.304	54.304
**D	BUREAU OF LABOR FUNDS - LABOR RETIREMENT	0	18.597	18.597
**D	MISSOURI EDUCATION PENSION TRUST	0	695.708	695.708
**D	CITY OF PHILADELPHIA PUBLIC RETIREMENT	0	363.805	363.805
**D	NEW YORK STATE COMMON RETIREMENT FUND	0	7.280.566	7.280.566
**D	ALLIANZ BEST STYLES GLOBAL AC EQUITY FUN	0	78.074	78.074
**D	FIDELITY INVESTMENT FUNDS - FIDELITY	0	388.919	388.919
**D	FIDELITY INVESTMENT FUNDS - FIDELITY	0	109.309	109.309
**D	FIDELITY INVESTMENT FUNDS - FIDELITY MONEYBUILDER WORLD INDEX FUND	0	96.828	96.828
**D	MASTER TRUST FOR NATIONAL PENSION FD	0	155.632	155.632
**D	THE MASTER TRUST BANK OF JAPAN LTD	0	17.304	17.304
**D	JPMORGAN INSURANCE TRUST GLOBAL ALLOCATI	0	290.499	290.499
**D	JPMORGAN DIVERSIFIED FUND	0	1.422.428	1.422.428
**D	JPMORGAN INCOME BUILDER FUND	0	80.830	80.830
**D	COMMINGLED PEN TR FD INTL (RES. ENHAN. IND)	0	4.407.658	4.407.658
**D	COMMINGLED PENSION TR FUN INT OPPORTUNIT	0	2.413.502	2.413.502
**D	JPMORGAN INTERNAT.RESEARCH ENHANCED EQUI	0	29.398	29.398
**D	MFS GLOBAL ALTERNATIVE STRATEGY FUND	0	524.701	524.701
**D	JPMORGAN GLOBAL ALLOCATION FUND	0	3.225.979	3.225.979
**D	JPMORGAN GLOBAL RESEARCH ENHANCED INDEX FUND	0	90.232	90.232
**D	MFS INTERNATIONAL RESEARCH EQUITY LLC	0	86.564	86.564
**D	MMA PRAXIS INTERNATIONAL INDEX FUND	0	550.878	550.878
**D	NEW MEXICO STATE INVESTMENT COUNCIL	0	23.959	23.959
**D	JPMORGAN DIVERSIFIED REAL RETURN FUND	0	95.760	95.760
**D	OWENS CORNING DEFINED BENEFIT MAS TR	0	762.716	762.716
**D	VERMONT PENSION INVESTMENT COMMITTEE	0	103.349	103.349
**D	DELTA MASTER TRUST	0	43.817	43.817
**D	RETIREMENT PLAN FOR EMPLOYEES OF AETNA I	0	26.120	26.120
**D	JPMORGAN DIVERS RETURN EU EQUIT ETF	0		

Azionisti: 2216 Teste: 3  
Azionisti in proprio: 1 Azionisti in delega: 2215

Pagina 27

LISTA ESITO DELLE VOTAZIONE  
 Oggetto: Nomina dei componenti il Cda

## FAVOREVOLI alla LISTA 2

Badge	Ragione Sociale	Proprio	Delega	Totale
**D	PROSHARES HEDGED FTSE EUROPE ETF	0	3.668	3.668
**D	G-SHARES FTSE EUROPE QUALITY DIVIDEND ET	0	54.810	54.810
**D	OPFENHEIMER MACQUARIE GLOBAL INFRASTRUCR	0	57.795	57.795
**D	VALEO NORTH AMERICA, INC. MASTER PENSION	0	65.067	65.067
**D	UBS FTSE RAFI DEVELOPED 1000 INDEX FUND	0	304.555	304.555
**D	LA CAISSE COMMUNE DES COMMISSIONS DES REGIMES DES EMPLOYES MANUELS DE LA VILLE DE MONTREAL	0	99.894	99.894
**D	THE PHASE INVESTMENT FUND	0	65.696	65.696
**D	LABORERS PENSION FUND OF WESTERN CANADA	0	136.800	136.800
**D	AURION INTERNATIONAL DAILY EQUITY FD	0	38.574	38.574
**D	SHELL CANADA 2007 PENSION TRUST	0	205.878	205.878
**D	SUN LIFE MFS LOW VOLATILY INTERNATION	0	119.297	119.297
**D	BENTON INVESTMENT FUND	0	82.970	82.970
**D	MANULIFE ASSET MANAGEMENT GLOBAL FUND	0	801.495	801.495
**D	MANULIFE GLOBAL DIVIDEND GROWTH FUND	0	770.293	770.293
**D	THE BOMBARDIER TRUST (UK)	0	1.604.605	1.604.605
**D	BOMBARDIER TRUST (CANADA) GLOBAL EQUIT FU	0	443.880	443.880
**D	BROOKFIELD GLOBAL INFRASTRUCTURE SECURIT	0	1.109.026	1.109.026
**D	BROOKFIELD GLOBAL LISTED INFRASTRUCTURE	0	340.600	340.600
**D	DOFASCO EMPLOYEES SAV & PRO SHARING FUND	0	827.900	827.900
**D	ARCELORMITTAL DOFASCO INC HYBRID PLAN	0	55.424	55.424
**D	EL FINANCIAL CORPORATION LIMITED	0	238.697	238.697
**D	ELECTRICAL INDUSTRY PENS TR FUND ALBERTA	0	159.800	159.800
**D	FUT15 FONDS INDUSTRIELLE ALLIANCE	0	75.200	75.200
**D	CUSTOM PORTFOLIO SOLUTIONS GLOBAL MAN T	0	75.939	75.939
**D	MACQUARIE GLOBAL INFRASTRUCTURE INCOME F	0	5.247	5.247
**D	MANULIFE INTERNATIONAL EQUITY INDEX FUND	0	88.367	88.367
**D	MANULIFE INVESTMENT EXCHANGE FUND CORP	0	33.427	33.427
**D	MANULIFE SOBEYS GLOBAL EQUITY FUND UT	0	252.000	252.000
**D	MANULIFE GLOBAL ENHANCED EQUITY FUND AQR	0	724.900	724.900
**D	MFS GLOBAL RESEARCH FUND	0	341.400	341.400
**D	MFS CANADIAN EQUITY PLUS FUND	0	3.175	3.175
**D	NATWEST DEP SW SVSTPI IBI GS C	0	805.248	805.248
**D	ALDER INVESTMENT FUND	0	14.229	14.229
**D	NORFOLK PENSION FUND	0	318.480	318.480
**D	M AND S WORLDWIDE MANAGED FUND WORL	0	129.279	129.279
**D	SOUTH YORKSHIRE PENSIONS AUTHORITY	0	1.146.240	1.146.240
**D	WEST MIDLANDS METROPOLITAN AUT PENS FD	0	350.434	350.434
**D	WEST YORKSHIRE PENSION FUND	0	1.270.000	1.270.000
**D	CITY E COUNTY OF SWANSEA PENSION FUND	0	1.942.000	1.942.000
**D	HENDERSON INTERNATIONAL INCOME TRUST PLC	0	1.750.000	1.750.000
**D	BBC-PENSION SCHEME	0	277.472	277.472
**D		0	891.500	891.500
**D		0	1.268.300	1.268.300

Pagina 28

3

2215

Azionisti:  2216 Teste: 1  
 Azionisti in proprio: 1 Azionisti in delega: 1



Assemblea Ordinaria del 04 maggio 2017

## LISTA ESITO DELLE VOTAZIONE

Oggetto: Nomina dei componenti il Cda

## FAVOREVOLI alla LISTA 2

Badge	Ragione Sociale	Proprio	Delega	Totale
**D	NATIONAL GRID UK PENSION SCHEME	0	1.622.846	1.622.846
**D	PHOENIX UNIT TRUST MANAGERS EURO	0	262.486	262.486
**D	PHOENIX UNIT TRUST MANAGERS BOTHWELL EUROPE FUND	0	4.438.396	4.438.396
**D	DE SHAW VALUE ALL COUNTRY ALPHA EXTENSION FUND	0	242.487	242.487
**D	KBI GLOBAL RESOURCES SOLUTIONS CIT	0	36.246	36.246
**D	JPMORGAN MULTI BALANCED FUND	0	201.595	201.595
**D	JSS INVESTMENTFONDS	0	1.756.565	1.756.565
**D	THE MASTER TRUST BANK OF JAPAN LTD	0	132.000	132.000
**D	FIDELITY FUNDS SICAV	0	41.846.119	41.846.119
**D	FIL LIMITED	0	4.342	4.342
**D	JAPAN TRUSTEE SERVICES BANK LTD	0	103.608	103.608
**D	THE MASTER TRUST BANK OF JAPAN LTD	0	20.510	20.510
**D	THE MASTER TRUST BANK OF JAPAN LTD	0	252.000	252.000
**D	HSBC POOLED INVESTMENT FUND, HSBC POOLED EUROPEAN EQUITY FUND	0	7.274.060	7.274.060
**D	SHBPP EURO INDEX SECURITY MASTER INVEST	0	78.057	78.057
**D	AG2R REUNICA PREVOYANCE	0	320.000	320.000
**D	SAINT MARTIN 2	0	1.117.542	1.117.542
**D	BNPP RETRAITE RESPONSABLE 2031 2033	0	62.055	62.055
**D	IRCOM RETRAITE DIVERSIFIE	0	260.000	260.000
**D	FCPE GPE FMC FCE DIV BNP	0	43.857	43.857
**D	FCPE LIMACTIF	0	65.263	65.263
**D	FCPE LESAFERE EQUILIBRE RESPO AND SOLIDA	0	118.152	118.152
**D	FCPE BMS ACTIONS	0	88.959	88.959
**D	BNP PARIBAS RETRAITE 2025 2027	0	201.655	201.655
**D	FCP BNP PARIBAS ACTIONS EUROLAND	0	906.066	906.066
**D	FCP BNP PARIBAS ACTIONS EUROPE	0	31.976	31.976
**D	FCP NATIO-FONDS COLLINE 1	0	3.794.277	3.794.277
**D	BNP EURO VALEURS DURAB	0	1.186.976	1.186.976
**D	ALM ACT ZONE EUR ISR	0	2.700.000	2.700.000
**D	FCPE SAUR EPARGNE	0	177.502	177.502
**D	FCPE FDS DIVERSIF. TEL 1	0	35.963	35.963
**D	FCP ALM ACTIONS EURO	0	3.340.000	3.340.000
**D	FCP NF COLLINES INVEST 3	0	2.587.012	2.587.012
**D	BNP PARIBAS RETRAITE	0	67.897	67.897
**D	BNP PARIBAS RETRAITE 75	0	233.183	233.183
**D	BNP PARIBAS RETRAITE 100	0	775.026	775.026
**D	FCPE MULTIPAR EQ. SOC. RES	0	732.543	732.543
**D	FCPE MULTIPAR ACTS SR	0	1.159.314	1.159.314
**D	BNP PARIBAS EUROPE DIV RESPONSABLE	0	1.145.408	1.145.408
**D	MULTIPAR SOLIDAIRE DYNA SR	0	1.652.941	1.652.941
**D	BNP PARIBAS ACT EUR RESP	0	1.904.470	1.904.470
**D	FCP CANGEST VALEURS EURO	0	567.632	567.632
**D	FCPE HORIZON EP. ACTION	0	54.155	54.155

Pagina 29

3  
2215

Azionisti: 2216 Teste: 1  
 Azionisti in proprio: 1 Azionisti in delega: 2215

604

LISTA ESITO DELLE VOTAZIONE  
 Oggetto: Nomina dei componenti il CdA

FAVOREVOLI alla LISTA 2

Badge	Ragione Sociale	Proprio	Delega	Totale
**D	FCP GERISC	0	19.191	19.191
**D	FCP DIVERS D&O CAMGEST	0	87.621	87.621
**D	FCP LITHIUM	0	899.357	899.357
**D	BNPP RETR RESP 2025 2027	0	73.342	73.342
**D	BNPP RET RESP 2028 2030	0	56.653	56.653
**D	FCPE HARMONY	0	68.937	68.937
**D	CRCEF BNPP AM	0	175.018	175.018
**D	MAIF INVEST RESPO EUROPE	0	388.377	388.377
**D	GROUPAMA GAN VLE	0	632.260	632.260
**D	FCP GROUPAMA FCRL	0	108.752	108.752
**D	FCP PARIS VAL DE LOIRE ACTIONS EURO	0	120.902	120.902
**D	FCP GROUPAMA RHONES ALPES AUVERGNE	0	20.855	20.855
**D	FCP GROUPAMA GRAND EST	0	34.615	34.615
**D	FCP GROUPAMA LOIRE BRETAGNE	0	27.808	27.808
**D	FCPE GERP DEV DUR EQUILLIBRE	0	304.000	304.000
**D	FCP GAN FRANCE SELECT	0	91.178	91.178
**D	FCP TA-ITA OBBLIGAZIONI	0	90.865	90.865
**D	FCP GROUPAMA CR GENOVA 1	0	146.039	146.039
**D	FCP GROUPAMA CR ACTIONS EUROS	0	104.143	104.143
**D	FCP GR.NORD EST ACTIONS	0	88.912	88.912
**D	FCP WALLON	0	142.952	142.952
**D	FCP GROUPAMA DEPENDANCE	0	19.536	19.536
**D	FCP GROUPAMA AAEA	0	51.861	51.861
**D	FCP GAN EUROSTRATEGIE	0	104.603	104.603
**D	FCP ASTORG CROISSANCE EMERGING	0	247.666	247.666
**D	FCPE GROUPAM EPARGNE RESPONSABLE PERSPEC	0	360.000	360.000
**D	FCPE GROUPAMA EPARGNE RESPONSABLE	0	355.300	355.300
**D	FCPE GROUPAMA EPARGNE RESPONSABLE 2	0	15.367	15.367
**D	FCP MICHELET UK TUNNEL	0	30.849	30.849
**D	FCP ASTORG FLEXIBLE ALLOCATION	0	186.423	186.423
**D	FCP ASTORG TUNNEL STX	0	534.780	534.780
**D	AGIPI MONDE DURABLE	0	257.829	257.829
**D	FCP AIR FRANCE IFC	0	68.548	68.548
**D	AXA INTERNATIONAL ACTIONS	0	9.000	9.000
**D	FCP AXIVA ACTION 1	0	61.645	61.645
**D	AXA ROSENBERG INTERNATIONAL	0	246.000	246.000
**D	AXA ROSENBERG EUROBLOC	0	2.775.000	2.775.000
**D	FCP SAKKARAH 7	0	172.520	172.520
**D	BARYUM QUANT FCP	0	567.000	567.000
**D	VILLIERS DIVERSIFIE BNP PAM	0	1.831.126	1.831.126
**D	ERAPP ACTION EURO III	0	5.394.694	5.394.694
**D	GA FUND I	0	17.219	17.219
**D	PARVEST	0	696.148	696.148

605

LISTA ESITO DELLE VOTAZIONE  
 Oggetto: Nomina dei componenti il CdA

## FAVOREVOLI alla LISTA 2

Badge	Ragione Sociale	Proprio	Delega	Totale
**D	PARVEST	0	5.748.072	5.748.072
**D	BNP PARIBAS LI	0	563.034	563.034
**D	PARVEST	0	540.386	540.386
**D	AXA LEBEN AG	0	408.000	408.000
**D	AXA VERSICHERUNGEN AG	0	102.000	102.000
**D	CM EUROPE ACTIONS	0	232.838	232.838
**D	FCP CIC TECHNO COM	0	127.000	127.000
**D	FCP UNION EUROPE	0	1.763.359	1.763.359
**D	UNION EUROPE VALUE	0	1.361.042	1.361.042
**D	FCP CM ACTIONS EURO	0	1.132.155	1.132.155
**D	FCP UNION LONG SHORT EUROPE	0	104.989	104.989
**D	UNIVERSE THE CMI GLOBAL NETWORK FUND	0	1.082.903	1.082.903
**D	JO HAMBRO CAPITAL MANAGEMENT UMBRELLA FU	0	2.451.255	2.451.255
**D	EQ ADVISORS TRUST - AXA SMARTBETA EQUITY	0	3.000	3.000
**D	AVIVA LIFE & PENSIONS UK LIMITED	0	1.040.358	1.040.358
**D	UNIVERSITIES SUPERANNUATION SCHEME	0	17.799.691	17.799.691
**D	AVIVA LIFE AND PENSIONS UK LIMITED	0	3.512.672	3.512.672
**D	AXA ROSENBERG EUROPEAN FUND	0	105.000	105.000
**D	AXA ROSENBERG GLOBAL FUND	0	489.000	489.000
**D	FIDELITY INSTITUTIONAL PAN EUROPEAN FUND	0	422.650	422.650
**D	1290 FUNDS - 1290 SMARTBETA EQUITY FUND	0	3.000	3.000
**D	NELM EAFE EQUITY INDEX FUND - CLASS N	0	222.603	222.603
**D	THE PENS PL OF THE UNITED CHURCH OF CAN	0	167.800	167.800
**D	AXA INSURANCE UK PLC	0	42.000	42.000
**D	AXA INSURANCE LIMITED	0	705.000	705.000
**D	FTSE ALL WORLD INDEX FUND	0	494.560	494.560
**D	FRIENDS LIFE LIMITED	0	1.680.741	1.680.741
**D	CENTRAL FINANCE BOARD METHODIST CHURCH	0	46.000	46.000
**D	FLF STRATEGIC GLOBAL EQUITY FUND	0	247.618	247.618
**D	REASSURE LIMITED	0	269.678	269.678
**D	HSBC EUROPEAN INDEX FUND	0	1.476.059	1.476.059
**D	FRIENDS LIFE AND PENSIONS LIMITED	0	122.121	122.121
**D	AXA GLOBAL DISTRIBUTION FUND	0	111.000	111.000
**D	HSBC INSTITUTIONAL TRUST SERVICES	0	343.554	343.554
**D	HSBC ETF PLC	0	455.762	455.762
**D	HSBC GLOBAL INVESTMENT FUNDS	0	533.680	533.680
**D	HSBC GLOBAL INVESTMENT FUNDS EUROPEAN EQ	0	452.429	452.429
**D	HSBC GLOBAL INVESTMENT FUNDS	0	79.903	79.903
**D	LOMBARD ODIER FUNDS (SWITZERLAND) SA I3D	0	976.801	976.801
**D	TRUST E CUSTODY SERVICES BANK LTD	0	1.151.702	1.151.702
**D	TRUST & CUSTODY SERVICES BANK LTD AS TRUSTEE FOR PENSION INVESTMENT FUND TRUST NUMBER 21	0	208.301	208.301
**D	MHTB (LUX)/TMA UMBRELLA FUND-GLOBAL EQUI	0	52.600	52.600
**D	NIKKO AM INVESTMENT TRUST (LUXEMBOURG) - NIKKO AM INTECH KOKUSAI FUND	0	1.462	1.462

LISTA ESITO DELLE VOTAZIONE  
 Oggetto: Nomina dei componenti il Cda

FAVOREVOLI alla LISTA 2

Badge	Ragione Sociale	Proprio	Delega	Totale
**D	TMA UMBRELLA FD-TMA ACWI EX-JAPAN PORTF.	0	69.900	69.900
**D	ASR LEVENSVERZEKERING N.V.	0	369.589	369.589
**D	ASR EURO AANDELEN POOL (ASSETS)	0	335.575	335.575
**D	AMEV LEVEN BELEGGINGEN	0	1.161.685	1.161.685
**D	AMERSF ALG BELEGGINGEN INZAKE AOV	0	153.521	153.521
**D	ASR AANVULLENDE ZIETEKOSTENVERSEKERING	0	20.732	20.732
**D	EUROPEESCHE VERZEKERING MAATSCHAPPIJ NV	0	9.498	9.498
**D	AMEV SCHADE BELEGGINGEN	0	262.616	262.616
**D	AXENT NABESTAANDEZORG N.V.	0	199.341	199.341
**D	ASR LEVENSVERZEKERING DE EENDRAGT PENSIO	0	120.429	120.429
**D	SWISSCANTO FONDSLEITUNG AG	0	3.267.941	3.267.941
**D	GLOBAL INFRASTR DIV FOCUS EQUITY FUND	0	7.911.592	7.911.592
**D	PHITRUST ACTIVE INVESTORS EURO ACTIVE INVESTORS FUND	0	19.422	19.422
**D	HSBC EUROPEAN GROWTH FUND	0	1.320.817	1.320.817
**D	HSBC BALANCED FUND	0	187.646	187.646
**D	AI DEVELOPED EUROPEAN EX UK EQUITY	0	390.853	390.853
**D	GAM INVESTMENT MANAGEMENT (SWITZERLAND) LTD.	0	235.540	235.540
**D	KAIROS INTERNATIONAL SICAV - ITALIA	0	2.500.000	2.500.000
**D	KAIROS INTERNATIONAL SICAV - TARGET ITALY ALPHA	0	500.000	500.000
**D	KAIROS INTERNATIONAL SICAV - RISORGIMENTO	0	1.500.000	1.500.000
**D	D.E SHAW COUNTRY GLOBAL ALPHA EXTENSION PORTFOLIOS LLC	0	9.013	9.013
**D	DIVERSIFIE ACTIONS 50-65 DU CD	0	16.788	16.788
**D	FONDO GESTIELLE OBIETTIVO ITALIA DI ALETTI GESTIELLE S.G.R.	0	1.650.000	1.650.000
**D	GESTIELLE CEDOLA ITALY OPPORTUNITY DI ALETTI GESTIELLE SGR	0	850.000	850.000
**D	FONDO GESTIELLE PROFILO CEDOLA DI ALETTI GESTIELLE SGR SPA	0	330.000	330.000
**D	FONDO GESTIELLE OBIETTIVO EUROPA DI ALETTI GESTIELLE S.G.R.	0	200.000	200.000
**D	FONDO GESTIELLE OBIETTIVO INTERNAZIONALE DI ALETTI GESTIELLE	0	200.000	200.000
**D	ALAS INV SERVICESMONDRIAN INV	0	224.261	224.261
**D	DREYFUS VARIABLE INTERNATIONAL VAL	0	121.052	121.052
**D	AZL NFJ INTERNATIONAL VALUE FUND	0	33.339	33.339
**D	FTB FBO MEA ADVANCE INVEST MANAGERS	0	51.566	51.566
**D	BOK TRANSCO ENERGY EMP WEL BEN TR	0	11.800	11.800
**D	RPTCL GRPF RUSSELL MOMENTUM	0	197.247	197.247
**D	DEUTSCHE XTRKS MSCI ALL WORLD HDG	0	38.027	38.027
**D	BNYMTCIL CGF EUR EQ FD	0	225.000	225.000
**D	BNYMTCIL MK DIVGRFD	0	3.180	3.180
**D	DREYFUS GLOBAL INFRASTRUCTURE FUND	0	26.860	26.860
**D	DREYFUS STRATEGIC BETA GLOBAL EQ FD	0	22.898	22.898
**D	BOK KIC AAEQ 3	0	306.568	306.568
**D	BOK KIC GAEQ 21	0	1.102.304	1.102.304
**D	BOK MCM DM PEQ	0	344.964	344.964
**D	BOK KIC GAEQ16	0	1.493.489	1.493.489
**D	NNIP BM I NNIP GLOBAL EQUITY FUND	0	6.736.569	6.736.569

607

LISTA ESITO DELLE VOTAZIONE  
 Oggetto: Nomina dei componenti il Cda

FAVOREVOLI alla LISTA 2

Badge	Ragione Sociale	Proprio	Delega	Totale
**D	SUBSIDIZED SCHOOLS P FUND NORTHERN	0	182.537	182.537
**D	NN PPLNV NN PREMIUM DIVIDEND FUND	0	809.107	809.107
**D	NN PPLNV NN EUROPE FUND	0	2.461.651	2.461.651
**D	NN PPLNV NN GLOBAL FUND	0	6.441.822	6.441.822
**D	ACHIT HAI RHUMBLINE EAFE	0	10.327	10.327
**D	HRCO RPMT HAP RHUMBLINE EAFE	0	6.573	6.573
**D	PS FTSE LO BT EQ WT PORT	0	43.145	43.145
**D	.NATWEST DEP SPF EUROPE EQ SSGA	0	189.313	189.313
**D	KAPITALFORENINGEN EMD INVEST, GLOBALE AK TIER/II	0	45.086	45.086
**D	KAPITALFORENINGEN EMD INVEST, GLOBALE AK TIER/III	0	53.423	53.423
**D	55002 UP EUROPAEISKE AKTIER	0	1.144.111	1.144.111
**D	CEP DEP IP GLOBAL EX UK ENHAN IND	0	134.080	134.080
**D	CEP DEP IP EUROPEAN EQTY INCOME	0	3.567.221	3.567.221
**D	CEP DEP IP EUROPEAN HIGH INCOME	0	67.137	67.137
**D	55041 KUP GLOBALE AKTIER IV	0	16.346	16.346
**D	BNYMTCIL IFS INV CONT EURO EQ FD	0	508.693	508.693
**D	56053 IP GLOBAL EQUITIES I	0	376.531	376.531
**D	NONUS EQUITY MGRSPORT 1 ACADIANAN	0	40.024	40.024
**D	NONUS EQ MANAGERS PORT 3ACADIANAN	0	339.120	339.120
**D	TACS NONUS EQUITY CORE MKT CONTINU	0	834.348	834.348
**D	PS FTSE RAFI DEVEL MAR EX US PORT	0	20.908	20.908
**D	PS FTSE RAFI DEVEL MAR EX US PORT	0	21.028	21.028
**D	CSCM HLGS LLC INTL EQTY AC	0	1.223.687	1.223.687
**D	FT ISE GLOBAL WIND ENERGY INDEX FND	0	13.176	13.176
**D	PFI DIV REAL ASSET FUND BROOKFIELD	0	251.218	251.218
**D	AST BLKRK GLOB STR INT SAE PDDC	0	556.800	556.800
**D	AST JPM GL THEM PORT 2 INT EME PDNB	0	137.501	137.501
**D	AST BLKRK GLOBAL STRAT PT TE PDDG	0	116.450	116.450
**D	GREAT-WEST INTERNATIONAL INDEX FUND	0	117.599	117.599
**D	THE STELLAR FUND	0	495.913	495.913
**D	ALLSTATE LIFE INSURANCE COMPANY	0	88.419	88.419
**D	LMIF NUMERIC EUROPE CORE	0	303.078	303.078
**D	IWHF LSV ASSET INVESTMENT	0	729.200	729.200
**D	PCHF LSV ASSET MGMT	0	88.800	88.800
**D	NATIONAL BANK TRUST	0	74.400	74.400
**D	PFI INTL EQUITY INDEX FUND	0	1.231.289	1.231.289
**D	THOMAS JEFFERSON UNIVERSITY	0	543.985	543.985
**D	OMAM SEED HOLDINGS LLC	0	230.929	230.929
**D	THE FALKLANDS ISLANDS GOVERNMENT	0	4.652	4.652
**D	THE FALKLAND ISLANDS GOVERNMENT FALKLAND ISLANDS GOVERNMENT GROWTH FUND	0	96.051	96.051
**D	PENDENNIS FUND	0	99.458	99.458
**D	BNYTD CF MACQUARIE GBL INERS SRS FD	0	99.429	99.429
**D		0	152.307	152.307

608

Azionisti: 2216 Teste: 3  
 Azionisti irproprio: 1 Azionisti in delega: 2215

LISTA ESITO DELLE VOTAZIONE  
 Oggetto: Nomina dei componenti il Cda

FAVOREVOLI alla LISTA 2

Badge	Ragione Sociale	Proprio	Delega	Totale
**D	BNYMTD UK LIMITED AS TRUSTEE OF CF CATALYST TRUST	0	100.000	100.000
**D	PFI DIVERSIFIED INTERNATIONAL FUND	0	9.285.304	9.285.304
**D	PVC DIVERSIFIED INTERNATIONAL AC	0	228.348	228.348
**D	PGIT INTL EQUITY FD PGI	0	53.524	53.524
**D	PGIT INTL GROWTH EQUITY FD PGI	0	117.212	117.212
**D	PFI GLOBAL DIV INCOME FD PGI VALUE	0	1.685.079	1.685.079
**D	PFI OVERSEAS FD PMC	0	463.991	463.991
**D	PGIF EUROPEAN EQUITY FUND BNYMTCIL	0	143.100	143.100
**D	PGIF GLOBAL EQ EX JAPAN BNYMTCIL	0	116.851	116.851
**D	BNYTD CF CANLIFE GLBL INFRA FD	0	114.296	114.296
**D	CTJ RE STANLIB GLOBAL EQUITY FD AB	0	149.880	149.880
**D	SP LLP UK CHARITIES CLIENTS AC	0	599.745	599.745
**D	SARASIN AND PARTNERS LLP	0	18.743	18.743
**D	ALLSTATE INSURANCE CO BLACKROCK	0	646.699	646.699
**D	IQ 50 PERCENT HEDGED FTSE INTL ETF	0	112.170	112.170
**D	IQ 50 PERCENT HEDGED FTSE EURO ETF	0	71.921	71.921
**D	DEP QF SSGA NONUS EQUITY H1	0	27.325	27.325
**D	DEP QF SSGA NONUS EQUITY B1	0	27.667	27.667
**D	DEP QF SSGA NONUS EQUITY B2	0	23.974	23.974
**D	GS ACTIVE BETA INTL EQUITY ETF	0	287.448	287.448
**D	GS ACTIVEBETA EUROPE ETF	0	30.591	30.591
**D	BLACKROCK GLOBAL FUNDS	0	23.098.921	23.098.921
**D	DEUTSCHE XTRK MSCI EMU HDG EQ ETF	0	89.347	89.347
**D	VOYA GLOBAL EQUITY FUND	0	477.934	477.934
**D	VOYA GBL ADV AND PREM OPP FUND	0	111.280	111.280
**D	VY INTL HIGH DIVIDEND EQTY INC FD	0	128.914	128.914
**D	VOYA GLOBAL EQUITY PORTFOLIO	0	1.211.451	1.211.451
**D	VOYA INFSTRCTR INDUST AND MATRLSFD	0	1.009.495	1.009.495
**D	VOYA INTERNATIONAL INDEX PORTFOLIO	0	859.670	859.670
**D	VOYA EURO STOXX 50INDEX PORTFOLIO	0	1.193.702	1.193.702
**D	VOYA BALANCED PORT INTL VALUE	0	82.590	82.590
**D	CY5F MONDRIAN INV PRT LTD	0	539.693	539.693
**D	CITY OF MEMPHIS RETIREMENT SYSTEM	0	95.677	95.677
**D	LOUISIANA SHERIFFS ARROWSTREET	0	64.546	64.546
**D	BTBL AC GLOBAL OMNIBUS	0	21.960	21.960
**D	PS6F STATE STREET INTL EQ	0	385.368	385.368
**D	SR5F PARAMETRIC DELTA SHIFT	0	1.888	1.888
**D	SEMPRA ENERGY PENSION MASTER TRUST	0	268.343	268.343
**D	TEACHERS' RETIREMENT SYSTEM OF LOUISIANA	0	43.917	43.917
**D	AF81 LABOR SELECT INTL EQ	0	2.218.496	2.218.496
**D	AIF 21117 LPIP AKTIER GLOBALE VI	0	78.692	78.692
**D	BILL AQUILA LIFE EUROPEAN EQUITY	0	16.241.558	16.241.558
**D	AST JPM SO EAFE OPP PD4D	0	326.423	326.423

609

Azionisti: 2216 Teste: 3  
 Azionisti in proprio: 1 Azionisti in delega: 2215

LISTA ESITO DELLE VOTAZIONE  
 Oggetto: Nomina dei componenti il Cda

FAVOREVOLI alla LISTA 2

Badge	Ragione Sociale	Proprio	Delega	Totale
**D	AST JPM SO CAPITAL PRESERV PD4G	0	751.709	751.709
**D	BLK MULTI ASSET INC PF EUR EQU INC	0	1.770.591	1.770.591
**D	BLL AQUILA LIFE OSEAS EQUITY FUND	0	74.750	74.750
**D	BLL ASCENT LIFEENHANCED	0	150.444	150.444
**D	BLL AQUILA LIFE MSCI WORLD FUND	0	1.208.057	1.208.057
**D	BLL AQUILA LIFE FTSE RAFI DEVELOPED	0	1.702.194	1.702.194
**D	APL RB EQ DEV MIRA	0	131.383	131.383
**D	PFI SYSTEMATEX INTERNATIONAL FD PGI	0	96.016	96.016
**D	PFI DIV REAL ASSET FUND MACQUARIE	0	1.488.261	1.488.261
**D	BLK MANAGED VOL PF FD INTL EAFE	0	92.049	92.049
**D	PZENA INVESTMENT MGT	0	202.950	202.950
**D	ROCKEFELLER BROS SANDERS CAPITAL	0	46.800	46.800
**D	MIRF ALLIANCE BERNSTEIN F	0	151.780	151.780
**D	DEUTSCHE XTRKS MSCI EURO CCYHDG	0	2.165.125	2.165.125
**D	ARC RB EQ DEV KAITOS	0	59.178	59.178
**D	MIRF ARROWSTREET FOREIGNL	0	317.591	317.591
**D	ESPS EDF EGS MFS	0	160.159	160.159
**D	USMIA GLOBAL EQUITY	0	27.477	27.477
**D	MI FONDS K10 SPK	0	666.634	666.634
**D	MI FONDS K11 SPK	0	140.163	140.163
**D	MI FONDS K12 SPK	0	162.801	162.801
**D	BOA PENSION PLAN MONDRIAN	0	3.085.637	3.085.637
**D	SESA GEPF BLACKROCK EQUITY	0	1.055.729	1.055.729
**D	MTRCLPFS GLB EQT JP MORGAN	0	106.552	106.552
**D	ATSE GOLDMAN INTL	0	203.416	203.416
**D	DEUTSHCE XTRK SP HDG GBL INFR	0	14.252	14.252
**D	RBS PZENA	0	2.990.925	2.990.925
**D	ROWF GT ACWI EX US	0	679.420	679.420
**D	ROWF GT ALPHAXTERAFE	0	242.562	242.562
**D	ROWF GT ALPHAXTEXUSC	0	190.557	190.557
**D	FARMERS GROUP INC 401 K SAVINGS PLAN	0	663.820	663.820
**D	FARMERS GROUP INC EMPLOYEES PENSION PLAN TRUST	0	409.804	409.804
**D	TGWF PANAGORA INTL EQ	0	61.293	61.293
**D	DEUTSCHE XTRKS MSCI EAFE CCYHDG	0	4.688.908	4.688.908
**D	MCKINLEYCAPINTLGROWT	0	507.300	507.300
**D	PGTF DR NON US EQUITY GT	0	54.011	54.011
**D	ASV RB EQ DEV MENKAR	0	131.122	131.122
**D	DBX FTSE DEV EX US COMP FACTOR	0	1.264	1.264
**D	SCEF MONDRIAN	0	467.616	467.616
**D	BOA PENSION SSGA	0	574.616	574.616
**D	LB CROYDON LGIM	0	276.000	276.000
**D	RAILWAYS PENSION TRUSTEE COMPANY LIMITED	0	426.401	426.401
**D	TTPF PANAGORA DYN INTL EQ	0	59.866	59.866

610

Azionisti: 2216  
 Azionisti in proprio: 1  
 Azionisti in delega: 3  
 2215

LISTA ESITO DELLE VOTAZIONE  
 Oggetto: Nomina dei componenti il CdA

FAVOREVOLI alla LISTA 2

Badge	Ragione Sociale	Proprio	Delega	Totale
**D	INTL ENHANCED INDEX	0	131.317	131.317
**D	SPARTAN INTL INDEX	0	9.846.738	9.846.738
**D	BELLSOUTH CORP RFA VEBB TRUST	0	208.550	208.550
**D	DEAM FONDS DCG EQ SPK	0	63.169	63.169
**D	THE CLEVELAND CLINIC FOUNDATION	0	353.407	353.407
**D	CLEVELAND CLINIC HEALTH SYSTEM PENSION TRUST	0	59.109	59.109
**D	WHTF WCTC PZENA	0	198.125	198.125
**D	DNTF PANAGORA ASSET MGMT	0	141.722	141.722
**D	DREYFUS INTERNATIONAL EQUITY FUND	0	1.409.895	1.409.895
**D	DREYFUS INTERNATIONAL STOCK INDEX FUND	0	310.621	310.621
**D	FPCF SSGA MSCI WORLD EXUS	0	107.643	107.643
**D	FPCF ALLIANZ BEST STYLES	0	105.839	105.839
**D	FPCF SSGA EDHEC	0	9.995	9.995
**D	EOPTIEO OPT INTL ACADIAN	0	318.787	318.787
**D	DEUTSCHE XTRK MSCI ITALY HDG ETF	0	53.154	53.154
**D	MNVE SSGA INTL EQUITY	0	43.510	43.510
**D	SHELL PENSION TRUST	0	375.264	375.264
**D	SHELL PENSION TRUST	0	231.920	231.920
**D	DRMA LTD	0	443.591	443.591
**D	ATANDT UNION WELFARE BENEFIT TRUST	0	110.256	110.256
**D	WF AND CO CASH PLM MONDN INV FT	0	1.177.590	1.177.590
**D	NTMA ISIF IILIM EUROPEAN EQUITY	0	219.396	219.396
**D	WF ASU FDTN FOR A NEW AM UNIVERSITY	0	40.900	40.900
**D	SLI GLOBAL ABSOLUTE RET STRATEGIES	0	6.806.751	6.806.751
**D	SLI SICAV GBL FOCUSED STRATEGIES FD	0	584.348	584.348
**D	GS KOKUSAI EQTY MASTER FD BNYMTCIL	0	490.376	490.376
**D	ALICNY BLACKROCK GBL EQUITY	0	497.639	497.639
**D	C9W CITW FD PARAMETRIC	0	48.067	48.067
**D	MONDRIAN FOCUSED INTL EQUITY	0	25.495	25.495
**D	RHODE ISLAND EMPLOYEES RETIREMENT SYSTEMS POOLED TRUST	0	7.299.204	7.299.204
**D	MGOF LSV INTL LCV	0	208.363	208.363
**D	UFJF MCM MSCI WORLD FD	0	144.800	144.800
**D	NYFE ES ARROWSTREET	0	97.641	97.641
**D	PUBLIC EMPLOYEE RETIREMENT SYSTEM OF IDAHO	0	69.461	69.461
**D	PUBLIC EMPLOYEE RETIREMENT SYSTEM OF IDAHO	0	389.345	389.345
**D	RAYTHEON MASTER PENSION TRUST	0	2.031.343	2.031.343
**D	STICHTING PENSIENFONDS UWV	0	4.575	4.575
**D	INVECO FUNDS	0	826.213	826.213
**D	RPL BERNSTEIN NON EQ	0	10.491.195	10.491.195
**D	BOC AQR	0	6.460	6.460
**D	VANGUARD INTL HIGH DIV YLD INDEX FD	0	159.865	159.865
**D	CITY-OF NEW YORK DEFERRED COMPENSATION PLAN	0	320.090	320.090
**D		0	2.022.889	2.022.889

Azionisti: 3  
 Azionisti in proprio: 2216 1  
 Azionisti in delega: 2215

611



LISTA ESITO DELLE VOTAZIONE  
 Oggetto: Nomina dei componenti il Cda

FAVOREVOLI alla LISTA 2

Badge	Ragione Sociale	Proprio	Delega	Totale
**D	MCKINLEY CAPITAL COLLECTIVE INVESTMENT TRUST	0	303.210	303.210
**D	OICF OICL OCICL NUM GLOB	0	159.800	159.800
**D	OICF OICL OCICL PZENA	0	1.105.950	1.105.950
**D	MILLENCIL (US) LP	0	1.897	1.897
**D	PGEF PG E QUALIFIED PANAGORA EAFE	0	232.085	232.085
**D	PGVF SSGA	0	5.723	5.723
**D	CZ AANDELEN SSGA	0	95.385	95.385
**D	UCEFF SANDERS CAPITAL LLC	0	117.800	117.800
**D	ACHMEA POOLS FC AWW	0	323.973	323.973
**D	BNYMTCIL MAN NUMERIC GLOBAL EQ TR	0	86.100	86.100
**D	FSEAF F208	0	2.052.583	2.052.583
**D	NEK HSBC EQ 2	0	550.941	550.941
**D	NEK SSGA EQ 2	0	158.766	158.766
**D	NEK JPMF EQ	0	5.678.430	5.678.430
**D	NEK UBS EQ	0	130.434	130.434
**D	AZL INTERNATIONAL INDEX FUND	0	1.047.165	1.047.165
**D	AZL BLACKROCK GLOBAL ALLOCATIONFUND	0	157.639	157.639
**D	BGF EURO MKTS FD EURO EQUITY PF	0	16.961.269	16.961.269
**D	BGF EUROPEAN VALUE FD	0	15.770.848	15.770.848
**D	BGF FLEX MULTI ASSET GBL EQ PF	0	80.342	80.342
**D	BGF NEW ENERGY FD NAT RES	0	8.771.237	8.771.237
**D	JDRF MONDRIAN INVESTMENT	0	926.173	926.173
**D	DEUTSCHE XTRK MSCI STH EUR HDG ETF	0	23.651	23.651
**D	BNY MELLON INTERNATIONAL FUND	0	2.295.634	2.295.634
**D	BNYMTCIL FT EURO ALPHADEX UCITS ETF	0	67.031	67.031
**D	QSBF PANAGORA	0	125.083	125.083
**D	BFTF MONDRIAN INV PARTNERS	0	500.425	500.425
**D	COUNTY EMPLOYEES ANNUITY AND BENEFIT FUND OF COOK COUNTY	0	914.270	914.270
**D	COUNTY EMPLOYEES ANNUITY AND BENEFIT FUND OF COOK COUNTY	0	292.224	292.224
**D	US BK BROOKFIELD GLB LST INF IN FD	0	622.800	622.800
**D	USBK BROOKFIELD GBL LIS INFRAS FD	0	612.000	612.000
**D	US BK GUIDEMARK WORLD EX US FUND	0	82.769	82.769
**D	USBK NEWTON AND ROCHELLE BECKER FDN	0	10.440	10.440
**D	US BK DUNHAM INTERNATL STOCK FUND	0	53.039	53.039
**D	USBK LCLS 302 N 612 IUOE CON IND RE	0	166.200	166.200
**D	USBK BBIEF MONDRAIN INVST PTPS LTD	0	95.500	95.500
**D	USBK REGIONAL TRANSPORTATION DSPP	0	3.735.755	3.735.755
**D	USBK EAGLE INTERNATIONAL STOCK FD	0	11.575	11.575
**D	USBK AHAI RHUMBLINE ADVISERS	0	37.247	37.247
**D	USBK AMERICAN HEART ASSOCIATION INC	0	27.539	27.539
**D	LLNS LLC AND LANS LLC DEFINED BENEFIT PLAN GROUP TRUST	0	12.018	12.018
**D		0	124.609	124.609

612

LISTA ESITO DELLE VOTAZIONE  
Oggetto: Nomina dei componenti il Cda

FAVOREVOLI alla LISTA 2

Badge	Ragione Sociale	Proprio	Delega	Totale
**D	LAWRENCE LIVERMORE NATIONAL SECURITY LLC AND LOS ALAMOS NATIONAL SECURITY LLC DEFINED BENEFIT PIANGROUP TRUST	233.270		0
**D	233.270	0		0
**D	CORPORATION OF LLOYD'S	0	305.135	305.135
**D	RZSF3002 NON US EQ MONDRIAN	0	1.365.106	1.365.106
**D	DOCF DOCF MONDRAIN	0	223.792	223.792
**D	HE5F NJF INVEST GRP	0	246.551	246.551
**D	HE6F NFJ INVEST GRP	0	31.005	31.005
**D	NEPF LSV ASSET MGMT	0	597.600	597.600
**D	AP7 EQUITY FUND	0	7.172.068	7.172.068
**D	ALASKA PERMANENT FUND CORPORATION	0	2.161.614	2.161.614
**D	BPS LEGAL AND GENERAL EUR BPSLGEUR	0	1.113.665	1.113.665
**D	CBZ CUIT INTERNATIONAL PRINCIPAL	0	229.547	229.547
**D	1135 APG DME STOCK SEL	0	23.112.705	23.112.705
**D	1145 APG DME NUMERIC	0	13.360.400	13.360.400
**D	CBRE CLARION GLOBAL INFRASTRUCTURE VALUE FUND	0	73.157	73.157
**D	LMCG GLOBAL MULTICAP FUND	0	980	980
**D	SSGA GLOBAL TEMC STRAT POOL	0	13.148	13.148
**D	THE MANUFACTURERS LIFE INSURANCE COMPANY	0	460.237	460.237
**D	LUCENT TECHNOLOGIES INC MASTER PENSION TRUST	0	69.347	69.347
**D	GOUDSE LEVEN EV	0	75.000	75.000
**D	UNISYS MASTER TRUST	0	519.624	519.624
**D	VIRGINIA RETIREMENT SYSTEM	0	452.810	452.810
**D	VIRGINIA RETIREMENT SYSTEM	0	2.271.897	2.271.897
**D	VIRGINIA RETIREMENT SYSTEM	0	385.000	385.000
**D	VIRGINIA RETIREMENT SYSTEM	0	1.894.500	1.894.500
**D	VIRGINIA RETIREMENT SYSTEM	0	263.000	263.000
**D	CEP DEP IP EURO EX UK ENH IND FD	0	11.602	11.602
**D	INVESCO PERPETUAL GLOBAL TARGETED INCOME FUND	0	26.712	26.712
**D	WF AGILITY GBL EQU LLC	0	229.200	229.200
**D	PANAGORA RISK PARITY MULTI ASSET MASTER FUND LTD	0	50.492	50.492
**D	NFJINTLVALUETRUST	0	2.390.997	2.390.997
**D	CPZ COP SERS MCM MSCI WORLD X US	0	1.613.052	1.613.052
**D	AB FOODS ARTEMIS	0	380.275	380.275
**D	SYNGENTA UK PZENA	0	9.882	9.882
**D	IN8 COP TREAS PWP RHUMBLINE MSCI	0	913.370	913.370
**D	IVY APOLLO MLT ASSET INC GEI IVY	0	856.412	856.412
**D	LOUISIANA STATE ERS MSCI EXUS INDEX	0	1.207.600	1.207.600
**D	LOUISIANA STATE ERS MONDRIAN LG CAP	0	34.209	34.209
**D	LOUISIANA STATE ERS TERROR FREE INT	0	2.662.769	2.662.769
**D	NV PERS MELLON CAPITAL INDEX	0	1.471.925	1.471.925
**D	NV PERS SSGA EAFE INDEX	0	46.436	46.436
**D	NV RBIF ALLNCEBRNSTN INTL EQ	0	1.986.367	1.986.367
**D	<del>TEA BLACKROCK INC INTL</del>	0		

613

LISTA ESITO DELLE VOTAZIONE  
 Oggetto: Nomina dei componenti il CdA

FAVOREVOLI alla LISTA 2

Badge	Ragione Sociale	Proprio	Delega	Totale
**D	UTC EDHEC BLACKROCK UNITED TECHNOLOGIES CORPORATION MASTER RETIREMENT	0	21.043	21.043
**D	IVY EUROPEAN OPP	0	674.300	674.300
**D	IVY GBL EQUITY INC	0	1.375.800	1.375.800
**D	AST GS MULTI ASSET PORT LIQ PDHB	0	127.296	127.296
**D	POOL RE JPM REI EQUITY	0	150.608	150.608
**D	SP VAN DE NEDERLANDSCHE BANK	0	106.916	106.916
**D	LAFARGE SANDERS	0	197.200	197.200
**D	POOL RE I AND G MSCI EQ	0	271.833	271.833
**D	BLL AQUIL LIFGLO3000 FMEN WHT INDFD	0	946.221	946.221
**D	PENN SERIES DEV INTL INDEX FUND	0	60.404	60.404
**D	PHC SSGA EQ	0	774.451	774.451
**D	PF INTERNATIONAL VALUE FUND	0	411.193	411.193
**D	BNYMTD BLK CONTINENTAL EURO INC	0	9.597.585	9.597.585
**D	BNYMTD BLK CONT EUR EQ TRCK FD INV	0	5.528.806	5.528.806
**D	THE BOCKINGHAM FUND	0	37.278	37.278
**D	INVESTMENT SOLUTIONS LIMITED	0	193.734	193.734
**D	THE CHILDRENS AID SOCIETY	0	43.300	43.300
**D	THE CHILDREN S AID SOCIETY RETIREMENT PLAN TRUST	0	11.300	11.300
**D	BROOKFIELD REAL ASSETS INCOME FUND INC	0	404.700	404.700
**D	PENSION RESERVES INVESTMENT TRUST FUND	0	7.330.380	7.330.380
**D	SOUTH DAKOTA RETIREMENT SYSTEM	0	71.900	71.900
**D	EMPLOYEES' RETIREMENT SYSTEM OF THE STATE OF HAWAII	0	29.716	29.716
**D	BELL ATLANTIC MASTER TRUST	0	833.100	833.100
**D	BELL ATLANTIC MASTER TRUST	0	26.174	26.174
**D	BELL ATLANTIC MASTER TRUST	0	51.213	51.213
**D	BELL ATLANTIC MASTER TRUST	0	317.516	317.516
**D	BELL ATLANTIC MASTER TRUST	0	106.033	106.033
**D	VEBA PARTNERSHIP N L P	0	74.107	74.107
**D	VEBA PARTNERSHIP N L P	0	209.859	209.859
**D	VOYA MUTLI MANAGER INTERNATIONAL FACTORS FUND	0	89.792	89.792
**D	VOYA INTERNATIONAL CORE FUND	0	107.515	107.515
**D	DUKE ENERGY QUALIFIED NUCLEAR DECOMMISSIONING	0	2.029.670	2.029.670
**D	BRIDGE BUILDER INTERNATIONAL EQUITY FUND	0	941.279	941.279
**D	INDIANA PUBLIC RETIREMENT SYSTEM	0	5.638.987	5.638.987
**D	LVIP MONDRIAN INTERNATIONAL VALUE FUND	0	196.199	196.199
**D	LVIP FRANKLIN TEMPLETON GLOBAL EQUITY MANAGED VOLATILITY FUND	0	1.348.384	1.348.384
**D	LINCOLN VARIABLE INSURANCE PRODUCTS TRUST LVIP SSGA INTERNATIONAL INDEX FUND	0	67.793	67.793
**D	MERCY INVESTMENT SERVICES, INC.	0	1.225.335	1.225.335
**D	PUBLIC EMPLOYEES RETIREMENT SYSTEM OF MISSISSIPPI	0	599.800	599.800
**D	SCHOOL EMPLOYEES RETIREMENT SYSTEM OF OHIO	0	46.097	46.097
**D	AGI PPI NR 30 AGI 1482 05 5603 SPK	0	38.803	38.803
**D	AGI PPI NR 30 HEL 1482 03 5601 SPK	0	961.323	961.323
**D	AGI VGI 1 SUB AKT 8477 23 6328 SPK	0		

614

Azionisti: 2216 Teste: 3  
 Azionisti in proprio: 1 Azionisti in delega: 2215

LISTA ESITO DELLE VOTAZIONE  
 Oggetto: Nomina dei componenti il Cda

FAVOREVOLI alla LISTA 2

Badge	Ragione Sociale	Proprio	Delega	Totale
**D	AGI VGI 1 DIV QUA 8477 25 6338 SPK	0	369.263	369.263
**D	AGI VGL RCM S VAL 8478 10 6359 SPK	0	6.836.530	6.836.530
**D	AGI VGL IDLC 8478 22 6364 SPK	0	13.600.209	13.600.209
**D	AGI VGI 1 GRWT 8477 26 6372 SPK	0	320.995	320.995
**D	AGI VKA IDLC 8502 08 6344 SPK	0	1.017.739	1.017.739
**D	AGI PV WS RCM VAL 8490 06 5209 SPK	0	1.008.700	1.008.700
**D	AGI PV WS RCM IND 8490 07 5210 SPK	0	189.968	189.968
**D	AGI PEGASUS AKT1 8454 01 5221 SPK	0	379.752	379.752
**D	AGI KOMDY BS W 8523 03 5225 SPK	0	109.356	109.356
**D	AGI VKA RCM S VAL 8502 10 6376 SPK	0	2.961.330	2.961.330
**D	AGI PK 1 FONDS 8455 SPK	0	14.867	14.867
**D	PUBLIC EMPLOYERS RETIREMENT ASSOCIATION OF NEW MEXICO	0	499.515	499.515
**D	BOARD OF PENSIONS OF THE EVANGELICAL LUTHERAN CHURCH IN AMERICA	0	2.210.320	2.210.320
**D	THE STATE OF CONNECTICUT ACTING THROUGH ITS TREASURER	0	1.747.825	1.747.825
**D	SOUTH CAROLINA RETIREMENT SYSTEMS GROUP TRUST	0	76.008	76.008
**D	TENNESSEE VALLEY AUTHORITY RETIREMENT SYSTEM	0	384.831	384.831
**D	UPS GROUP TRUST	0	188.019	188.019
**D	INTERNATIONAL BANK FOR RECONSTRUCTION AND DEVELOPMENT	0	44.318	44.318
**D	INTERNATIONAL BANK FOR RECONSTRUCTION AND DEVELOPMENT	0	62.101	62.101
**D	INTERNATIONAL BANK FOR RECONSTRUCTION AND DEVELOPMENT	0	389.047	389.047
**D	INTERNATIONAL BANK FOR RECONSTRUCTION AND DEVELOPMENT	0	55.718	55.718
**D	INTERNATIONAL BANK FOR RECONSTRUCTION AND DEVELOPMENT	0	1.703.915	1.703.915
**D	MACQUARIE GLOBAL INFRASTRUCTURE TOTAL RETURN FUND INC	0	39.882	39.882
**D	ENERGY INSURANCE MUTUAL LIMITED	0	856.234	856.234
**D	FRK MUT INTL FD	0	57.664.238	57.664.238
**D	FRK MUT GBL DISC FD	0	17.391.006	17.391.006
**D	FRK MUT EURO FD	0	1.959.656	1.959.656
**D	FRANKLIN MUTUAL GLOBAL DISCOVERY FUND	0	2.142.260	2.142.260
**D	FRANKLIN MUTUAL EUROPEAN FUND	0	258.942	258.942
**D	FGT FRK GLOBAL LSTD INFRASTRUCT FD	0	11.808.000	11.808.000
**D	FIDEURAM ASSET MANAGEMENT (IRELAND) FONDITALIA EQUITY ITALY	0	590.000	590.000
**D	FIDEURAM ASSET MANAGEMENT (IRELAND) FIDEURAM FUND EQUITY ITALY	0	5.468.000	5.468.000
**D	INTERFUND SICAV INTERFUND EQUITY ITALY	0	82.695	82.695
**D	SEI INVEST (EUROPE) LIMITED SE	0	2.574	2.574
**D	UBS (CAY) GLOBAL GROWTH AND IN	0	81.280	81.280
**D	METZLER STRATEGIC INV PUB LIM	0	2.744.410	2.744.410
**D	PIONEER INVESTMENT MANAGEMENT SGRPA / AZIONARIO CRESCITA	0	276.900	276.900
**D	NUMERIC EUROPEAN EQ FUND A SER	0	765.218	765.218
**D	PIONEER FUNDS - ITALIAN EQUITY	0	519.367	519.367
**D	TRUST AND CUSTODY SERV BANK	0	5.771.495	5.771.495
**D	PIONEER FUNDS - GLOBAL EQUITY	0	92.793	92.793
**D	KOKUSAI EQUITY INDEX FUND	0	162.612	162.612
**D	CONSULTING GROUP CAPITAL MARKE	0	15.203.748	15.203.748
**D	BLACKROCK GLOBAL ALLOCATION FU	0		

615

Azionisti: 2216 Teste: 3  
 Azionisti in proprio: 1 Azionisti in delega: 2215

LISTA ESITO DELLE VOTAZIONE  
 Oggetto: Nomina dei componenti il Cda

FAVOREVOLI alla LISTA 2

Badge	Ragione Sociale	Proprio	Delega	Totale
**D	BLACKROCK GLOBAL ALL PORT IO	0	81.539	81.539
**D	BLACKROCK GLOBAL ALL VI FUND	0	4.023.292	4.023.292
**D	MFS RESEARCH INT FDP FUND OF	0	263.930	263.930
**D	BLACKROCK GLOBAL ALL FUND	0	311.793	311.793
**D	TRUST AND CUSTODY SERV BANK LT	0	219.392	219.392
**D	NORTHWESTERN MUTUAL SERIES FUN	0	1.137.335	1.137.335
**D	MASSMUTUAL SELECT BLACKROCK GL	0	220.084	220.084
**D	NESTLE FRANCE EQUILLIBRE	0	49.253	49.253
**D	SG DIVERSIFIE ISR	0	59.537	59.537
**D	SG ACTIONS INTERNATIONALES	0	170.635	170.635
**D	ARRCO LONG TERME B ATT RAJA EL	0	361.210	361.210
**D	ARRCO QUANT 1	0	1.050.791	1.050.791
**D	FCPE MACIF CROISSANCE DURABLE	0	48.696	48.696
**D	MAIF CROISSANCE DURABLE	0	179.877	179.877
**D	CAVOM MINIMUM VARIANCE	0	122.984	122.984
**D	UF 6 A ACT	0	134.594	134.594
**D	CASSETTE DIVERSIFIE	0	262.620	262.620
**D	SOGECAP LONG TERME N1 ACTION	0	231.102	231.102
**D	INDOCAM FLAMME	0	172.236	172.236
**D	LION FLAMME	0	147.742	147.742
**D	IXIS FLAMME	0	228.468	228.468
**D	AIM EQUITY EMU 1	0	905.424	905.424
**D	ALLIANZ ASAC ACT EUR	0	180.777	180.777
**D	AIM EQUITY EUROPE PG VIE	0	593.660	593.660
**D	ALLIANZ CAVAMAC ACTIONS INT	0	58.294	58.294
**D	SG ACTIONS EUROPE MULTIGESTION	0	45.604	45.604
**D	DARWIN DIVERSIFIE 60-80 ACTION	0	35.732	35.732
**D	DARWIN DIVERSIFIE 80-100 ACTIO	0	120.266	120.266
**D	FDJ ACTIONS EURO	0	75.776	75.776
**D	ETOILE ENERGIE EUROPE	0	171.733	171.733
**D	ETOILE SECTORIELLE EUROPE	0	42.916	42.916
**D	ANTARIUS ROTATION SECTORIELLE	0	19.418	19.418
**D	OFI MARKET NEUTRAL EQUITY	0	1.026.458	1.026.458
**D	MACIF CROISSANCE DURABLE ET SO	0	88.210	88.210
**D	MACIF CROIS DURABLE EUROPE	0	1.234.603	1.234.603
**D	SG ACTIONS EUROPE	0	159.052	159.052
**D	SG ACTIONS MONDE	0	23.700	23.700
**D	LYX MSCI EMU ETF -- MH C-CHEF	0	70.276	70.276
**D	LYX MSCI EMU ETF -- D -- EUR	0	2.904	2.904
**D	COL LYX MSCI EMU ETF D EUR	0	530.032	530.032
**D	AZ CREACTIONS 2	0	2.750.000	2.750.000
**D	LYXOR INDEX FUND EURO	0	77.161	77.161
**D		0	22.044	22.044

616

Azionisti: 3  
 Azionisti in proprio: 2215  
 Azionisti in delega: 2216

LISTA ESITO DELLE VOTAZIONE  
 Oggetto: Nomina dei componenti il CdA

FAVOREVOLI alla LISTA 2

Badge	Ragione Sociale	Proprio	Delega	Totale
**D	2) NUMERIC INVESTORS LLC	0	516.300	516.300
**D	ETOILE ACTIONS RENDEMENT	0	389.084	389.084
**D	OFI AM	0	403.853	403.853
**D	ALLIANZ VIE	0	52.698	52.698
**D	ALLIANZ VIE ACE ACTIONS	0	578.659	578.659
**D	AZ VIE PFON RETRAITE ACTION	0	316.262	316.262
**D	LYXOR EURO STOXX 300	0	153.743	153.743
**D	LYXOR STOXX EUROPE 600	0	112.037	112.037
**D	GARI EUROPEAN EQUITY	0	23.478	23.478
**D	LYXOR EURO STOXX 50 (DR)	0	383.232	383.232
**D	OFI FUND - EURO LARGE CAP	0	1.100.000	1.100.000
**D	UNION INVESTMENT LUXEMBOURG SA	0	558.004	558.004
**D	GMO MEANREVERSION FUND ONSHORE (A SERIES OF GMO MASTER PORT. (ONSHORE) LP) C/O GMO INV.	0	228.144	228.144
**D	NUMERIC ABS RETURN PD LP-EUNARMIN	0	55.200	55.200
**D	NAN NUMERIC EUROPEAN ALPHA RESTRICTED MAPLESCORP SERVICES LTD	0	1.400.904	1.400.904
**D	MISSOURI LOCAL GOVERNMENT EMPLOYEES RETIREMENT SYSTEM C/O PANAGORA ASSET MGMT INC	0	131.482	131.482
**D	PANAGORA DYNAMIC GLOBAL EXTENDED ALPHA FUND LTD	0	1.754.635	1.754.635
**D	MFS BLENDED RESEARCH GLOBAL EQUITY EXTENSION FUND	0	390.672	390.672
**D	ALLIANZ SUISSE LEBENSVERSICHERUNGS-GESELLSCHAFT AG	0	1.217.205	1.217.205
**D	UBS FUND MANAGEMENT (SWITZERLAND) AG.	0	2.710.815	2.710.815
**D	UBS FUND MGT (CH) AG CH0538 UBSCHIF2 EGXS II	0	20.723	20.723
**D	UBS FUND MANAGEMENT (SWITZERLAND) AG.	0	3.353.089	3.353.089
**D	LANSDOWNE ENERGY DYNAMICS MASTER LP	0	2.644.708	2.644.708
**D	UBS (LUX) STRATEGY XTRA SICAV	0	40.813	40.813
**D	MLC INVESTMENTS, MLC LIMITED	0	1.511.955	1.511.955
**D	UBS ASSET MANAGEMENT (AUSTRALIA) LTD	0	28.329	28.329
**D	VICTORIAN SUPERANNUATION FUND	0	949.711	949.711
**D	UBS MULTI MANAGER ACCESS EMU EQUITIES	0	827.315	827.315
**D	UBS ASSET MANAGEMENT (AUSTFALIA) LTD	0	20.672	20.672
**D	UBS FUND MANAGEMENT (LUXEMBOURG) SA	0	121.485	121.485
**D	UBS (LUX) SICAV 1	0	75.937	75.937
**D	UBS (LUX) EQUITY SICAV	0	3.252.766	3.252.766
**D	UBS (LUX) SICAV 1 EMU EQUITIES ENHANCED (EUR)	0	1.058.304	1.058.304
**D	GOVERNMENT OF NORWAY	0	161.120.902	161.120.902
**D	UBS GLOBAL SOLUTIONS - GLOBAL EQUITIES EUR	0	67.157	67.157
**D	UBS GLOBAL SOLUTIONS - GLOBAL EQUITIES II EUR	0	85.799	85.799
**D	FOCUSED SICAV GLOBAL EQUITY STRATEGY (USD)	0	21.012	21.012
**D	UBS FUND MANAGEMENT (LUXEMBOURG) SA	0	1.817.222	1.817.222
**D	LANSDOWNE ICAV-LANSDOWNE CLEAN ENERGY FUND	0	661.547	661.547
**D	ELECTRON CAYMAN COMPANY LIMITED.	0	143.948	143.948
**D	AEGON CUSTODY B.V	0	1.053.768	1.053.768
**D	AEGON CUSTODY B.V	0	985.021	985.021
**D	AEGON CUSTODY B.V	0	507.143	507.143

17

LISTA ESITO DELLE VOTAZIONE  
 Oggetto: Nomina dei componenti il CdA

FAVOREVOLI alla LISTA 2

Badge	Ragione Sociale	Proprio	Delega	Totale
**D	AHL DIRECTIONAL EQUITIES MASTER LIMITED	0	16.789	16.789
**D	AHL EVOLUTION LTD SHARMAINE BERKELEY ARGONAUT LTD	0	376.873	376.873
**D	AHL GENESIS LIMITED	0	3.588	3.588
**D	AQR DELTA MASTER ACCOUNT LP COGGER FIDUCIARY SERVICES (CAYMAN) LTD	0	5.513.651	5.513.651
**D	AVIVA INVESTORS INTERNATIONAL INDEX TRACKING FUND	0	200.303	200.303
**D	AXA UNIT TRUSTS-GLOBAL FUND	0	9.000	9.000
**D	BERESFORD FUND PLC	0	90.709	90.709
**D	BLACK DIAMOND OFFSHORE LTD	0	30.154	30.154
**D	BLACK DIAMOND RELATIVE VALUE	0	180.771	180.771
**D	BLACK DIAMOND RELATIVE VALUE CAYMAN LP	0	38.928	38.928
**D	BLACK DIAMOND RELATIVE VALUE OFFSHORE LTD.	0	363.579	363.579
**D	CBOSC AIF CW BK GRP SUP WGS08	0	209.457	209.457
**D	CITIBANK EUROPE PLC AS TRUSTEE FOR STANDARD LIFE WEALTH BALANCED BRIDGE FUND	0	1.912.709	1.912.709
**D	CITIBANK INTERNATIONAL PLC	0	1.600.880	1.600.880
**D	CITIBANK INTERNATIONAL PLC AS TRUSTEE CITIBANK INT.PLC	0	30.258.474	30.258.474
**D	COLONIAL FIRST STATE INVESTMENTS LIMITED	0	350.963	350.963
**D	COMMONWEALTH GLOBAL SHARE FUND 30	0	159.476	159.476
**D	DOUBLE BLACK DIAMOND OFFSHORE LTD	0	680.293	680.293
**D	ECOFIN WATER AND POWER OPPORTUNITIES PIC CO BNP PARIBAS SECURITIES SERVICES	0	754.337	754.337
**D	IRISH LIFE ASSURANCE	0	62.865	62.865
**D	IRISH LIFE ASSURANCE	0	3.413.319	3.413.319
**D	IRISH LIFE ASSURANCE	0	47.770	47.770
**D	IRISH LIFE ASSURANCE	0	194.478	194.478
**D	IRISH LIFE ASSURANCE	0	816.693	816.693
**D	IRISH LIFE ASSURANCE PLC	0	159.949	159.949
**D	JANUS CAPITAL FUND PLC	0	411.843	411.843
**D	JAPAN TRUSTEE SERVICES BANK, LTD	0	3.167.527	3.167.527
**D	JOHN HANCOCK FUNDS II GLOBAL ABSOLUTE RETURN STRATEGIES FUND	0	877.073	877.073
**D	JOHN HANCOCK FUNDS II INTERNATIONAL STRATEGIC EQUITY ALLOCATION FUND	0	52.154	52.154
**D	JOHN HANCOCK GLOBAL FOCUSED STRATEGIES FUND	0	253.630	253.630
**D	JOHN HANCOCK VARIABLE INSURANCE TRUST INTERNATIONAL EQUITY INDEX TRUST	0	318.803	318.803
**D	KOREA POST	0	47.153.297	47.153.297
**D	LEGAL AND GENERAL ASSURANCE PENSIONS MANAGEMENT LIMITED	0	180.106	180.106
**D	LEGAL AND GENERAL ASSURANCE SOCIETY LIMITED	0	1.060.527	1.060.527
**D	LEGAL AND GENERAL COLLECTIVE INVESTMENT TRUST	0	2.103.037	2.103.037
**D	MACQUARIE INVESTMENT MANAGEMENT LIMITED	0	81.026	81.026
**D	NATIONAL COUNCIL FOR SOCIAL SECURITY FUND.	0	483.452	483.452
**D	PINEBRIDGE FUND SERIES PINEBRIDGE EUROPE EQUITY FUND	0	203.887	203.887
**D	PRINCIPAL MPF EUROPEAN EQUITY FUND	0	500.477	500.477
**D	PRINCIPAL TRUST COMPANY (ASIA) LIMITED	0	510.629	510.629
**D	SLIC - EUROPEAN EQUITY GROWTH FUND	0	6.154.685	6.154.685
**D	SLIC - EUROPEAN EQUITY INCOME FUND	0	637.116	637.116
**D	SLIC - GLOBAL EQUITY INCOME FUND	0	23.046.317	23.046.317
**D	STANDARD LIFE ASSURANCE LIMITED	0		

618



Azionisti:  
 Azionisti in proprio: 3

Teste:  
 Azionisti in delega: 2215

Pagina 43

LISTA ESITO DELLE VOTAZIONE  
 Oggetto: Nomina dei componenti il CdA

FAVOREVOLI alla LISTA 2

Badge	Ragione Sociale	Proprio	Delega	Totale
**D	STANDARD LIFE WEALTH ACER FUND CITIBANK INTERNATIONAL PLC	0	69.675	69.675
**D	STICHTING MN SERVICES AANDELFONDS EUROPA	0	728.995	728.995
**D	STICHTING PENSIOENFONDS METAAL	0	3.040.245	3.040.245
**D	STICHTING PENSIOENFONDS METAAL EN T MN SERVICES	0	385.656	385.656
**D	STICHTING PGM DEPOSITARY	0	10.145.861	10.145.861
**D	THE NOMURA TRUST AND BANKING CO LTD	0	154.777	154.777
**D	THE NOMURA TRUST AND BANKING CO LTD	0	9.811	9.811
**D	VICTORY CAPITAL INTERNATIONAL COLLECTIVE INVESTMENT TRUST	0	43.964	43.964
**D	VICTORY CEMP DEVELOPED ENHANCED VOLATILITY WTD INDEX ETF	0	28.137	28.137
**D	VICTORY CEMP INTERNATIONAL HIGH DIV VOLATILITY WTD INDEX ETF	0	61.967	61.967
**D	VICTORY CEMP INTERNATIONAL VOLATILITY WTD INDEX ETF	0	5.199	5.199
**D	VICTORY CEMP MARKET NEUTRAL INCOME FUND	0	23.688	23.688
**D	VICTORY RS GLOBAL FUND	0	33.541	33.541
**D	VICTORY RS INTERNATIONAL FUND	0	50.037	50.037
**D	VICTORY RS INTERNATIONAL VIP SERIES	0	382.678	382.678
**D	VICTORY TRIVALENT INTERNATIONAL FUND - CORE EQUITY	0	20.769	20.769
**D	NORGES BANK	0	4.236.177	4.236.177
**D	TOWERS WATSON U.S. PENSION PLAN TRUST	0	158.375	158.375
**D	RIVERSIDE CHURCH IN THE CITY OF NEW YORK	0	65.499	65.499
**D	NOVARTIS CORPORATION PENSION MASTER TRUST	0	123.443	123.443
**D	QS INTERNATIONAL EQUITY FUND	0	492.399	492.399
**D	LEGG MASON DEVELOPED EX-US DIVERSIFIED CORE EFF	0	7.251	7.251
**D	STATE FARM VARIABLE PRODUCT TRUST, INTERNATIONAL EQ INDEX F	0	171.935	171.935
**D	TEACHERS' RETIREMENT SYSTEM OF THE STATE OF ILLINOIS	0	3.058.239	3.058.239
**D	BEAUMONT HEALTH MASTER RETIREMENT TRUST	0	25.329	25.329
**D	WILLIAM BEAUMONT HOSPITAL	0	24.337	24.337
**D	KAISER PERMANENTE GROUP TRUST	0	1.378.169	1.378.169
**D	HC CAPITAL TRUST- THE INSTITUTIONAL INTERNATIONAL EQUITY PTF	0	150.456	150.456
**D	ARKWRIGHT, LLC	0	38.202	38.202
**D	KAISER FOUNDATION HOSPITALS	0	331.300	331.300
**D	FIDELITY RUTLAND SQUARE TR II: STRAT ADV INT MULTI-MANAGER F	0	24.947	24.947
**D	FIDELITY RUTLAND SQUARETRUST II: STRATEGIC ADVISERS INT F	0	3.050.290	3.050.290
**D	JOHN HANCOCK VARIABLE INSURANCE TRUST UTILITIES TRUST	0	1.996.321	1.996.321
**D	WELLS FARGO UTILITIES AND HIGH INCOME FUND	0	1.225.000	1.225.000
**D	WELLS FARGO GLOBAL DIVIDEND OPPORTUNITY FUND	0	3.750.000	3.750.000
**D	SANFORD C. BERNSTEIN INTL VALUE EQ (CAP-WEIGHTED UNHEDGED) F	0	78.900	78.900
**D	JOHN HANCOCK VAR INS TRUST STRATEGIC EQUITY ALLOCATION TRUST	0	2.077.243	2.077.243
**D	JOHN HANCOCK FUNDS II STRATEGIC EQUITY ALLOCATION FUND	0	1.303.542	1.303.542
**D	US RETIREMENT TRUST	0	133.611	133.611
**D	INTERNATIONAL PAPER CO COMMINGLED INVESTMENT GROUP TRUST	0	2.014.237	2.014.237
**D	LAZARD ASSET MANAGEMENT LLC	0	3.602	3.602
**D	LAZARD INTERNATIONAL EQUITY ADVANTAGE PORTFOLIO	0	1.510	1.510
**D	DEKA INVESTMENT GMBH FOR SFT 3-FONDS	0	251.256	251.256

619

Azionisti: 3  
 Azionisti in proprio: 2215  
 Azionisti in delega: 2216



LISTA ESITO DELLE VOTAZIONE  
 Oggetto: Nomina dei componenti il CdA

FAVOREVOLI alla LISTA 2

Badge	Ragione Sociale	Proprio	Delega	Totale
**D	ALLIANZ GLOBAL INVESTORS GMBH FOR DBI-FONDS SFT 4	0	11.163	11.163
**D	INTERNATIONAL EXPATRIATE BENEFIT MASTER TRUST	0	37.133	37.133
**D	MFS VARIABLE INSURANCE TRUST - MFS UTILITIES SERIES	0	9.768.066	9.768.066
**D	MFS HERITAGE TRUST COMPANY COLLECTIVE INVESTMENT TRUST	0	328.696	328.696
**D	GOLDMAN SACHS TRST II-GOLDMAN SACHS MULTI-MNGR GLOBAL EQT FUND	0	6.998	6.998
**D	GOLDMAN SACHS TRST- GOLDMAN SACHS GLOBAL MANAGED BETA FUND	0	-8.013	8.013
**D	GOLDMAN SACHS TRUST - GOLDMAN SACHS GLOBAL INFRASTRUCTURE FUND	0	10.184	10.184
**D	GOLDMAN SACHS TRUST II GOLDMAN SACHS GOG PART INTL OPP FD	0	270.475	270.475
**D	INTERNATIONAL MONETARY FUND	0	318.037	318.037
**D	USAA GLOBAL EQUITY INCOME FUND	0	255.410	255.410
**D	ALLIANZBERNSTEIN GLOBAL RISK ALLOCATION FUND INC	0	10.639	10.639
**D	THE ALLIANZBERNSTEIN POOLING PTF - ALLIANZEB VOL MNGM PTF	0	70.699	70.699
**D	ALLIANZBERNST VAR PROD SER F INC.ALLIANZEB DYN ASSET ALL PTF	0	72.583	72.583
**D	AB VARIABLE PROD SERIES FD, INC.-AB BALANCED WEALTH STG PORTF	0	37.731	37.731
**D	ALLIANZ GLOBAL INVESTORS GMBH FOR DBI-FONDS ANDUS	0	225.319	225.319
**D	JOHN HANCOCK LIFE AND HEALTH INSURANCE COMPANY	0	365.073	365.073
**D	METROPOLITAN LIFE INSURANCE COMPANY	0	289.164	289.164
**D	THE MASTER TRUST BK OF JP LTD: HITACHI FOREIGN EQ INDEX MF	0	147.136	147.136
**D	SPDR MSCI WORLD QUALITY MIX FUND	0	1.302	1.302
**D	COMMONFUND STRATEGIC SOLUTIONS GLOBAL EQUITY, LLC	0	488.700	488.700
**D	GMMB INVESTMENT FUNDS TRUST	0	673.786	673.786
**D	IEM RETIREMENT PLAN	0	52.225	52.225
**D	ALLIANZ GLOBAL INV GMBH FOR ALLIANZGI-FONDS SFT2	0	46.546	46.546
**D	DEUTSCHE ASSET MNGM INV GMBH FOR DEAM FONDS BBS	0	48.000	48.000
**D	THORNBERG INVESTMENT INCOME BUILDER FUND	0	15.700.200	15.700.200
**D	AMERICAN BUREAU OF SHIPPING	0	13.705	13.705
**D	PRINCIPAL GLOBAL INVESTORS COLLECTIVE INVESTMENT TRUST	0	527.642	527.642
**D	AMERICAN CENTURY STRATEGIC ASSET ALL, INC. STRAT ALL CONS F	0	54.095	54.095
**D	AMERICAN CENTURY STRAT ASSET ALL, INC. STRAT ALL MODERATE F	0	227.054	227.054
**D	AMERICAN CENTURY STRAT ASSET ALL, INC. STRATEGIC ALL AGGR F	0	176.089	176.089
**D	AMERICAN CENTURY QUANTITATIVE EQUITY FUNDS, INC. INT CORE EQ	0	51.084	51.084
**D	AMERICAN CENTURY WORLD MUTUAL FUNDS, INC. INTL VALUE F	0	251.490	251.490
**D	AMERICAN CENTURY WORLD MUTUAL FUNDS INC - NT INT VALUE FUND	0	2.622.881	2.622.881
**D	AMERICAN CENTURY RETIREMENT DATE TRUST	0	361.897	361.897
**D	PEOPLE'S BANK OF CHINA	0	6.064.055	6.064.055
**D	PEOPLE'S BANK OF CHINA	0	7.920.971	7.920.971
**D	JP TR SERV BK LTD ATF MATE MSCI KOKUSAI INDEX MOTHER F	0	159.409	159.409
**D	AXA IM SMART MATCHING SOLUTIONS PUBLIC LIMITED COMPANY	0	42.000	42.000
**D	ALPINE GLOBAL INFRASTRUCTURE FUND	0	521.000	521.000
**D	ANIMA FUNDS PLC	0	2.504.661	2.504.661
**D	ANGELES GLOBAL EQUITY OPPORTUNITIES FUND LLC	0	87.000	87.000
**D	THE MASTER TR BK OF JP LTD ATF INVESCO DEV COUNT EQ INDEX M F	0	750	750
**D	PENSTON FUND OF SUMITOMO MITSUI BANKING CORPORATION	0	52.319	52.319

620

LISTA ESITO DELLE VOTAZIONE  
 Oggetto: Nomina dei componenti il Cda

FAVOREVOLI alla LISTA 2

Badge	Ragione Sociale	Proprio	Delega	Totale
**D	TOYOTA MOTOR PENSION FUND	0	223.583	223.583
**D	AQR GLOBAL ENHANCED MINIMUM VOLATILITY EQUITY FUND, L.P.	0	881	881
**D	AQR INTERNATIONAL EQUITY EDGE FUND, L.P.	0	4.360	4.360
**D	AQR FUNDS - AQR INT RELAXED CONSTRAINT EQUITY FUND	0	9.101	9.101
**D	ARROWSTREET MULTI STRATEGY UMBRELLA PLC	0	308.057	308.057
**D	ARROWSTREET INTERNATIONAL EQUITY EAFE TRUST FUND	0	68.288	68.288
**D	ARROWSTREET INTL EQ ACWI EX US ALPHA EXTENSION TRUST FUND	0	58.782	58.782
**D	AXA INVESTMENT MANAGERS DEUTSCHLAND GMBH FOR AXA EUROPA	0	150.000	150.000
**D	AXA INVESTMENT MANAGERS DEUTSCHLAND GMBH FOR AXA WELT	0	63.000	63.000
**D	AXA ROSENBERG EQUITY ALPHA TRUST	0	313.808	313.808
**D	AXA ROSENBERG EQUITY ALPHA TRUST	0	1.665.000	1.665.000
**D	STATE OF ALASKA RETIREMENT AND BENEFITS PLANS	0	1.184.073	1.184.073
**D	STATE OF ALASKA RETIREMENT AND BENEFITS PLANS	0	815.702	815.702
**D	STATE OF ALASKA RETIREMENT AND BENEFITS PLANS	0	18.114	18.114
**D	JP TRU SERVICES BK, LTD. AS TRU FOR SMTB GMAS EQ MOTHER FD	0	515.967	515.967
**D	UNITED TECHNOLOGIES CORPORATION EMPLOYEE SAVINGS PLAN	0	111.482	111.482
**D	THE WALT DISNEY COMPANY RETIREMENT PLAN MASTER TRUST	0	73.800	73.800
**D	BROOKFIELD REAL ASSETS HYBRID MASTER FUND L.P.	0	158.300	158.300
**D	MERCER DIOCESE OF BROOKLYN LAY PENSION INVESTMENT TRUST	0	78.900	78.900
**D	SIEFORE XXI BANORTE CONS, SOC ANON DE CAPITAL VARIABLE	0	2.569.483	2.569.483
**D	TIAA-CREF FUNDS - ENHANCED INTERNATIONAL EQUITY INDEX FUND	0	2.692.631	2.692.631
**D	MET INVESTOR SERIES TRUST-ALLIANZ GLOBAL DYNAMIC ALL PTF	0	775.255	775.255
**D	MET INVESTORS SERIES TRUST- JPMORGAN GLOBAL ACTIVE ALL PTF	0	1.905.374	1.905.374
**D	HENDERSON DIVIDEND + INCOME BUILDER FUND	0	319.508	319.508
**D	CENTRAL PROVIDENT FUND BOARD	0	78.732	78.732
**D	UAW RETIRE MEDICAL BENEFITS TRUST	0	4.131.639	4.131.639
**D	CALVERT VP EAFE INTERNATIONAL INDEX PORTFOLIO	0	77.181	77.181
**D	CAISSE DE DEPOT ET PLACEMENT DU QUEBEC	0	11.899.564	11.899.564
**D	THE REGENTS OF THE UNIVERSITY OF CALIFORNIA	0	8.108.176	8.108.176
**D	EIC ENERGY UTILITY FUND	0	653.000	653.000
**D	ALLIANZ GLOBAL INVESTORS GMBH FOR ELK-COFONDS	0	699.746	699.746
**D	ALLIANZ NFJ INTERNATIONAL VALUE FUND	0	2.084.783	2.084.783
**D	ALLIANZGI BEST STYLES GLOBAL EQUITY FUND	0	208.829	208.829
**D	ALLIANZGI BEST STYLES INTERNATIONAL EQUITY FUND	0	57.753	57.753
**D	ALLIANZGI GLOBAL DYNAMIC ALLOCATION FUND	0	32.176	32.176
**D	ALLIANZ NFJ INTERNATIONAL VALUE II FUND	0	1.385	1.385
**D	LORD ABBETT SERIES FUND, INC. - INTERNATIONAL CORE EQ PTF	0	193.435	193.435
**D	LORD ABBETT SECURITIES TRUST-LORD ABBETT INT CORE EQ F	0	1.690.148	1.690.148
**D	FEDEX CORPORATION EMPLOYEES PENSION TRUST	0	338.670	338.670
**D	GENERAL ELECTRIC PENSION TRUST	0	2.628.347	2.628.347
**D	LAND BK OF TW IN ITS CAP AS MSTR CUS OF FR TEM SIN M-A INC B F	0	28.195	28.195
**D	MARQUIS INSTITUTIONAL GLOBAL EQUITY PORTFOLIO	0	51.650	51.650
**D	CITY OF HOPE	0	86.500	86.500

621

LISTA ESITO DELLE VOTAZIONE  
 Oggetto: Nomina dei componenti il Cda

FAVOREVOLI alla LISTA 2

Badge	Ragione Sociale	Proprio	Delega	Totale
**D	BECKMAN RESEARCH INSTITUTE OF THE CITY OF HOPE	0	61.500	61.500
**D	CITY OF HOPE NATIONAL MEDICAL CENTER	0	79.000	79.000
**D	BROOKFIELD GLOBAL REAL ASSET FUND	0	18.200	18.200
**D	TRANSAMERICA JPMORGAN TACTICAL ALLOCATION VP	0	109.592	109.592
**D	TRANSAMERICA AB DYNAMIC ALLOCATION VP	0	39.844	39.844
**D	TANGERINE BALANCED INCOME PORTFOLIO	0	16.557	16.557
**D	TANGERINE BALANCED PORTFOLIO	0	101.866	101.866
**D	TANGERINE BALANCED GROWTH PORTFOLIO	0	86.522	86.522
**D	TANGERINE EQUITY GROWTH PORTFOLIO	0	74.941	74.941
**D	SPATE FARM MUTUAL FUND TRUST, INTERNATIONAL INDEX FUND	0	158.717	158.717
**D	MASSMUTUAL SELECT OVERSEAS FUND	0	465.251	465.251
**D	MAINSWAY VP MFS UTILITIES PORTFOLIO	0	7.895.688	7.895.688
**D	TRANSAMERICA BLACKROCK GLOBAL ALLOCATION VP	0	705.964	705.964
**D	MM SELECT EQUITY ASSET FUND	0	171.948	171.948
**D	MM MSCI EAFE INTERNATIONAL INDEX FUND	0	166.142	166.142
**D	GMO TAX-MANAGED GLOBAL BALANCED PORTFOLIO	0	38.039	38.039
**D	GMO IMPLEMENTATION FUND	0	2.652.207	2.652.207
**D	JANUS CAPITAL MANAGEMENT LLC	0	20	20
**D	INTECH GLOBAL ALL COUNTRY ENHANCED INDEX FUND LLC	0	7.819	7.819
**D	ORANGE COUNTY EMPLOYEES RETIREMENT SYSTEM	0	383.270	383.270
**D	STATE STREET GLOBAL EQUITY EX-US INDEX PORTFOLIO	0	370.696	370.696
**D	STATE STREET DISCIPLINED GLOBAL EQUITY PORTFOLIO	0	9.520	9.520
**D	STATE STREET INTERNATIONAL DEVELOPED EQUITY INDEX PORTFOLIO	0	1.341.151	1.341.151
**D	DEUTSCHE EAFE EQUITY INDEX FUND	0	33.775	33.775
**D	KP INTERNATIONAL EQUITY FUND	0	151.868	151.868
**D	KANSAS PUBLIC EMPLOYEES RETIREMENT SYSTEM	0	1.847.947	1.847.947
**D	RHUMBLINE INTERNATIONAL POOLED INDEX TRUST	0	42.398	42.398
**D	LOS ANGELES COUNTY EMPLOYEES RETIREMENT ASSOCIATION	0	104.000	104.000
**D	LORD ABBETT INTERNATIONAL CORE EQUITY TRUST	0	93.243	93.243
**D	SPDR MSCI ACWI IMI ETF	0	16.475	16.475
**D	SPDR MSCI EAFE QUALITY MIX ETF	0	45.802	45.802
**D	SPDR MSCI WORLD QUALITY MIX ETF	0	3.744	3.744
**D	HARTFORD MULTIFACTOR DEVELOPED MARKETS (EX-US) ETF	0	7.767	7.767
**D	ALLIANCEBERNSTEIN INTERNATIONAL ALL-COUNTRY PASSIVE SERIES	0	90.835	90.835
**D	MARYLAND STATE RETIREMENT & PENSION SYSTEM	0	1.865.751	1.865.751
**D	ALLIANZ GLOBAL INVESTORS GMBH FOR ALLIANZ STRAT. BALANCE	0	302.528	302.528
**D	ALLIANZ GLOBAL INVESTORS GMBH FOR ALLIANZ STRAT. STABILITÄT	0	51.834	51.834
**D	ALLIANZ GLOBAL INVESTORS GMBH FOR ALLIANZ STRAT. WACHSTUM	0	388.061	388.061
**D	MD INTERNATIONAL VALUE FUND	0	152.189	152.189
**D	MD EQUITY FUND	0	413.850	413.850
**D	MDPIM INTERNATIONAL EQUITY POOL	0	1.312.658	1.312.658
**D	MERCER QIF CCF	0	6.182.419	6.182.419
**D	MERCER QIF FUND PLC	0	101.228	101.228

622

Azionisti: 2216  
 Azionisti in proprio: 1  
 Azionisti in delega: 3  
 2215

LISTA ESITO DELLE VOTAZIONE  
 Oggetto: Nomina dei componenti il Cda

FAVOREVOLI alla LISTA 2

Badge	Ragione Sociale	Proprio	Delega	Totale
**D	MGI FUNDS PLC	0	594.456	594.456
**D	MORGAN STANLEY INSTITUTIONAL FUND FR- GL MULTI-ASSET INC PTF	0	1.336	1.336
**D	MORGAN STANLEY SERIES TRUST- PANAGORA GLO DIVERSIFIED RISK PTF	0	11.684	11.684
**D	MET INVESTORS BLUE SHIELD OF KANSAS, INC	0	6.835	6.835
**D	BLUE CROSS BLUE SHIELD OF KANSAS, INC	0	26.125	26.125
**D	NORTHROP GRUMMAN CORPORATION VEEBA MASTER TRUST I	0	9.411	9.411
**D	DEUTSCHE BANK-ONSHORE	0	3.987.454	3.987.454
**D	STATE OF NEW JERSEY COMMON PENSION FUND D	0	390.042	390.042
**D	NEW SHIPS, INC. PENSION MASTER TRUST	0	2.462.589	2.462.589
**D	CITY OF NEW YORK GROUP TRUST	0	34.886	34.886
**D	ONEOK, INC. RETIREMENT PLAN TRUST	0	709.642	709.642
**D	COSMOPOLITAN INVESTMENT FUND	0	2.536.580	2.536.580
**D	PRINCIPAL LIFE INSURANCE COMPANY	0	633.386	633.386
**D	DIVERSIFIED REAL ASSET CIT	0	35.573	35.573
**D	THE UNIVERSITY OF HONG KONG	0	1.500.092	1.500.092
**D	CERN PENSION FUND	0	92.664	92.664
**D	RETIREMENT & SEC PROG. & SAVINGS PLN OF NICA & ITS MBRS MSTR TST	0	68.000	68.000
**D	DEUTSCHE ASSET MNGM INV GMBH FOR DEAM-FONDS KLP 1	0	25.152	25.152
**D	DEUTSCHE ASSET MNGM INV GMBH FOR DEAM-FONDS PPC GEO	0	70.000	70.000
**D	DEUTSCHE ASSET MNGM INV GMBH FOR DEAM-FONDS RKBS	0	19.566	19.566
**D	DEUTSCHE ASSET MNGM INV GMBH FOR DEAM-FONDS BW GERMANY	0	137.000	137.000
**D	DEUTSCHE ASSET MNGM INV GMBH FOR DEAM-FONDS DNL3	0	159.249	159.249
**D	DEUTSCHE ASSET MNGM INV GMBH FOR DEAM-FONDS PPC EQ	0	69.458	69.458
**D	DEUTSCHE ASSET MNGM INV GMBH FOR GCB PENSION FUND GERMANY	0	20.000	20.000
**D	DEUTSCHE ASSET MNGM INV GMBH FOR DEAM FONDS AKS	0	40.000	40.000
**D	DEUTSCHE ASSET MNGM INV GMBH FOR DEAM FONDS DAM 2	0	30.000	30.000
**D	DEUTSCHE ASSET MNGM INV GMBH FOR DEAM-FONDS BG 2	0	110.000	110.000
**D	DEUTSCHE ASSET MNGM INV GMBH FOR DEAM-FONDS TOCO	0	20.900	20.900
**D	DEUTSCHE ASSET MNGM INV GMBH FOR DEAM FONDS AVD 2	0	85.000	85.000
**D	DEUTSCHE ASSET MNGM INV GMBH FOR DEAM-FONDS-BCA 1	0	33.900	33.900
**D	DEUTSCHE ASSET MNGM INV GMBH FOR DEAM FONDS DAA	0	60.000	60.000
**D	DEUTSCHE ASSET MNGM INV GMBH FOR DEAM-FONDS DEUK	0	24.000	24.000
**D	DEUTSCHE ASSET MNGM INV GMBH FOR DEAM FONDS CA IV	0	60.000	60.000
**D	DEUTSCHE ASSET MNGM INV GMBH FOR DEAM FONDS KDE 1	0	215.511	215.511
**D	DEUTSCHE ASSET MNGM INV GMBH FOR DEAM FONDS WOP 1	0	135.396	135.396
**D	DEUTSCHE ASSET MNGM INV GMBH FOR DEAM FONDS WOP 2	0	89.909	89.909
**D	DEUTSCHE ASSET MNGM INV GMBH FOR STIFTUNGSFONDS SVOEP	0	45.000	45.000
**D	DEUTSCHE ASSET MNGM INV GMBH FOR DEAM-FONDS DVERG	0	70.000	70.000
**D	DEUTSCHE ASSET MNGM INV GMBH FOR DEAM-FONDS PFM	0	15.000	15.000
**D	DEUTSCHE ASSET MNGM INV GMBH FOR DEAM-FONDS EKEMPLUM	0	40.500	40.500
**D	DEUTSCHE ASSET MNGM INV GMBH FOR DEAM FONDS NSW	0	340.000	340.000
**D	DEUTSCHE AM INV GMBH FOR DEAM FONDS RHEIN	0	11.000	11.000
**D	DEUTSCHE ASSET MNGM INV GMBH FOR DEAM FONDS KLILL	0	500.000	500.000
**D	DEUTSCHE ASSET MNGM INV GMBH FOR DEAM FONDS SFEWL	0		
**D	DEUTSCHE ASSET MNGM INV GMBH FOR DEAM FONDS SFEWL	0		

623

LISTA ESITO DELLE VOTAZIONE  
 Oggetto: Nomina dei componenti il CdA

FAVOREVOLI alla LISTA 2

Badge	Regione Sociale	Proprio	Delega	Totale
**D	DEUTSCHE ASSET MNGM INV GMBH FOR DEAM FONDS SLM 1	0	362.100	362.100
**D	DEUT ASS & WEALTH MNGM INV GMBH FOR DEAM-FONDS LHG 1	0	202.000	202.000
**D	DEUTSCHE ASSET MNGM INV GMBH FOR DEAM FONDS PMC 1	0	120.000	120.000
**D	DEUTSCHE ASSET MNGM INV GMBH FOR DEAM FONDS PKN 2	0	2.998.721	2.998.721
**D	DEUTSCHE ASSET MNGM INV GMBH FOR DEAM-FONDS OKA	0	30.000	30.000
**D	DEUTSCHE ASSET MNGM INV GMBH FOR DEAM FONDS AO 1	0	10.000	10.000
**D	DEUTSCHE ASSET MNGM INV GMBH FOR DEAM FONDS APD	0	5.000	5.000
**D	DEUTSCHE ASSET MNGM INV GMBH FOR DEAM FONDS UVG 1	0	23.400	23.400
**D	DEUTSCHE ASSET MNGM INV GMBH FOR DEAM FONDS PTF	0	77.000	77.000
**D	DEUTSCHE ASSET MNGM INV GMBH FOR DEAM FONDS RTU 1	0	20.000	20.000
**D	DEUTSCHE ASSET MNGM INV GMBH FOR DEAM FONDS PSF 1	0	31.304	31.304
**D	DEUTSCHE ASSET MNGM INV GMBH FOR DEAM FONDS SCSM	0	12.901	12.901
**D	DEUTSCHE ASSET MNGM INV GMBH FOR DEAM FONDS STK	0	28.600	28.600
**D	DEUTSCHE ASSET MNGM INV GMBH FOR DEAM FONDS SVSW	0	55.000	55.000
**D	DEUTSCHE ASSET MNGM INV GMBH FOR DEAM-FONDS UZS 1	0	50.000	50.000
**D	DEUTSCHE ASSET MNGM INV GMBH FOR STIFTUNGSFONDS SV 1	0	240.000	240.000
**D	DEUTSCHE ASSET MNGM INV GMBH FOR STIFTUNGSFONDS SVC 1	0	38.868	38.868
**D	DEUTSCHE ASSET MNGM INV GMBH FOR DEAM FONDS SVI	0	33.000	33.000
**D	DEUTSCHE ASSET MNGM INV GMBH FOR DEAM F STRATAV EUR STRAT1	0	125.000	125.000
**D	DEUTSCHE ASSET MNGM INV GMBH FOR DEAM FONDS VEF	0	13.500	13.500
**D	DEUTSCHE ASSET MNGM INV GMBH FOR DEAM-HAD-MITARBEITER I	0	6.500	6.500
**D	DEUTSCHE ASSET MNGM INV GMBH FOR DEAM-HAD-MITARBEITER II	0	15.000	15.000
**D	DEUTSCHE ASSET MNGM INV GMBH FOR DEAM-FONDS LW1	0	20.000	20.000
**D	DEUTSCHE ASSET MNGM INV GMBH FOR DEAM-FONDS ZDB	0	150.000	150.000
**D	DEUTSCHE ASSET MNGM INV GMBH FOR DEAM FONDS PVZ 1	0	16.000	16.000
**D	DEUTSCHE ASSET MNGM INV GMBH FOR DEAM FONDS ZSB 1	0	230.000	230.000
**D	DEUTSCHE ASSET MNGM INV GMBH FOR DEAM-FONDS CPT	0	60.000	60.000
**D	INTEL CORPORATION RETIREE MEDICAL PLAN TRUST	0	5.820	5.820
**D	STATE OF ALASKA DEPARTMENT OF ADMINISTRATION	0	49.044	49.044
**D	AQR COLLECTIVE INVESTMENT TRUST	0	354.310	354.310
**D	GREYSTONE INTERNATIONAL INCOME AND GROWTH FUND	0	110.644	110.644
**D	GREYSTONE GLOBAL INCOME + GROWTH FUND	0	345.600	345.600
**D	PANAGORA DYNAMIC GLOBAL EQUITY (EX TOBACCO) FUND	0	94.448	94.448
**D	THRIVENT PARTNER WORLDWIDE ALLOCATION FUND	0	1.068.850	1.068.850
**D	THRIVENT PARTNER WORLDWIDE ALLOCATION PORTFOLIO	0	263.178	263.178
**D	FLOURISH INVESTMENT CORPORATION	0	579.002	579.002
**D	OMERS ADMINISTRATION CORPORATION	0	10.935.993	10.935.993
**D	HONG KONG HOUSING SOCIETY	0	59.593	59.593
**D	GOV OF HM THE SULTAN AND YANG DI-PERTUAN OF BRUNEI DARUSSALAM	0	236.311	236.311
**D	BANK OF KOREA	0	363.295	363.295
**D	BIMCOR OVERSEAS POOLED FUND	0	1.032.609	1.032.609
**D	BIMCOR GLOBAL EQUITY POOLED FUND	0	270.659	270.659
**D		0	541.008	541.008

624

LISTA ESITO DELLE VOTAZIONE  
 Oggetto: Nomina dei componenti il CdA

## FAVOREVOLI alla LISTA 2

Badge	Ragione Sociale	Proprio	Delega	Totale
**D	POWER ASSETS DEFINED CONTRIBUTION SCHEME	0	15.447	15.447
**D	SANOFI-AVENTIS US PENSION TRUST	0	45.600	45.600
**D	SSGA MSCI ACWI EX-USA INDEX NON-LENDING DAILY TRUST	0	174.679	174.679
**D	GAM INVESTMENT MANAGEMENT (SWITZERLAND) AG	0	434.785	434.785
**D	GAM INVEST MANAG (SWITZ) AG VI VORSORGEINV VI CORE AKTN AUSLAND	0	9.120	9.120
**D	STATE STREET IRELAND UNIT TRUST	0	1.867.747	1.867.747
**D	STANDARD LIFE INV GLO ABS RETURN STRAT MASTER FUND LTD.	0	2.182.476	2.182.476
**D	STANDARD LIFE INVEST GLOBAL FOCUSED STRATEGIES MASTER FUND LTD	0	520.890	520.890
**D	SWISS AND GLOBAL AM AG ON BEHALF OF SSGA EUROPE EQUITY INDEX	0	23.030	23.030
**D	SSGA SPDR ETFS EUROPE I PUBLIC LIMITED COMPANY	0	1.052.072	1.052.072
**D	SSGA SPDR ETFS EUROPE II PUBLIC LIMITED COMPANY	0	1.121.453	1.121.453
**D	SIR DAVID TRENCH FUND FOR RECREATION	0	19.258	19.258
**D	SUNSUPER SUPERANNUATION FUND	0	915.151	915.151
**D	TEACHER RETIREMENT SYSTEM OF TEXAS	0	16.921.108	16.921.108
**D	TENNESSEE CONSOLIDATED RETIREMENT SYSTEM	0	5.134.859	5.134.859
**D	DEUTSCHE ASSET MNGM INV GMBH FOR DEAM-FONDS PG EQ	0	196.866	196.866
**D	AXA SWISS INSTITUTIONAL FUND - EQUITIES GLOBAL EX SWITZERLAND	0	99.000	99.000
**D	DEUTSCHE ASSET MNGM INV GMBH FOR DEAM FONDS MIR 1	0	33.000	33.000
**D	DEUTSCHE ASSET MNGM INV GMBH FOR DEAM FONDS GFN 1	0	80.000	80.000
**D	DEUTSCHE ASSET MNGM INV GMBH FOR DEAM FONDS PFDB	0	47.194	47.194
**D	PINEBRIDGE GLOBAL FUNDS	0	240.269	240.269
**D	DEUTSCHE ASSET MNGM INV GMBH FOR DEAM-FONDS BPT	0	840.000	840.000
**D	METZLER ASSET MANAGEMENT GMBH FOR MI-FONDS 415	0	1.903.915	1.903.915
**D	DEUTSCHE ASSET MNGM INV GMBH FOR DEAM-FONDS RVT	0	30.000	30.000
**D	ALLIANZ GLOBAL INVESTORS GMBH FOR ALLIANZGI-FONDS HPT	0	221.286	221.286
**D	DEUTSCHE ASSET MNGM INV GMBH FOR DEAM-FONDS PAL 1	0	69.300	69.300
**D	DEUTSCHE ASSET MNGM INV GMBH FOR DEAM-FONDS GSK 1	0	85.000	85.000
**D	ASIAN DEVELOPMENT BANK	0	352.688	352.688
**D	UBS (IRL) ETF PLC	0	614.225	614.225
**D	SOUTH CALIF UTD FOOD & COMM WK UN & FOOD EMPL JOINT PENS TR F	0	811.564	811.564
**D	VANGUARD FTSE DEVELOPED EUROPE ALL CAP INDEX ETF	0	77.183	77.183
**D	VANGUARD FTSE DEVELOPED ALL CAP EX NORTH AMERICA INDEX ETF	0	70.153	70.153
**D	VANGUARD DEVEL ALL-CAP EX NORTH AMERICA EQT IND POOLED FUND	0	14.116	14.116
**D	VANGUARD GLOBAL VALUE FACTOR ETF	0	2.139	2.139
**D	VANGUARD INVESTMENTS II COMMON CONTRACTUAL FUND	0	175.472	175.472
**D	VANGUARD INVESTMENTS COMMON CONTRACTUAL FUND	0	619.874	619.874
**D	VANGUARD FTSE DEVELOPED EUROPE INDEX ETF	0	17.315	17.315
**D	WELLS FARGO BK DECL OF TR EST INV FUNDS FOR EMPLOYEE BEN TR	0	472.328	472.328
**D	WELLS FARGO DIVERSIFIED INTERNATIONAL FUND	0	79.600	79.600
**D	WELLS FARGOMASTER TRUST DIVERSIFIED STOCK PORTFOLIO	0	361.086	361.086
**D	WELLS FARGO MASTER TRUST INTERNATIONAL VALUE PORTFOLIO	0	1.706.600	1.706.600
**D	WISDOMTREE ISSUER PUBLIC LIMITED COMPANY	0	86.620	86.620
**D	WSIE INVESTMENTS (PUBLIC EQUITIES) POOLED FUND TRUST	0	2.196.350	2.196.350

625

LISTA ESITO DELLE VOTAZIONE  
 Oggetto: Nomina dei componenti il CdA

FAVOREVOLI alla LISTA 2

Badge	Ragione Sociale	Proprio	Delega	Totale
**D	DIVERSIFIED MARKETS (2010) POOLED FUND TRUST	0	132.815	132.815
**D	WASHINGTON STATE INVESTMENT BOARD	0	12.387.571	12.387.571
**D	WISDOMTREE DYNAMIC CURRENCY HEDGED EUROPE EQUITY FUND	0	3.467	3.467
**D	WISDOMTREE DYNAMIC CURRENCY HEDGED INTRNL EQUITY FUND	0	252.437	252.437
**D	WISDOMTREE DEFA EQUITY INCOME FUND	0	320.239	320.239
**D	WISDOMTREE INTERNATIONAL EQUITY FUND	0	523.128	523.128
**D	WISDOMTREE GLOBAL HIGH DIVIDEND FUND	0	38.618	38.618
**D	WISDOMTREE INTERNATIONAL LARGE CAP DIVIDEND FUND	0	325.411	325.411
**D	WISDOMTREE GLOBAL EX-U.S. HEDGED DIVIDEND FUND	0	2.918	2.918
**D	NEW YORK STATE TEACHERS RETIREMENT SYSTEM	0	3.196.543	3.196.543
**D	PRUDENTIAL RETIREMENT INSURANCE & ANNUITY COMPANY	0	23.896	23.896
**D	MANULIFE ASSET MANAGEMENT INTERNATIONAL EQUITY INDEX POOLED F	0	196.459	196.459
**D	SWISS & GBL ASSET MNGMT AG ON BHLF OF ZUR INVEST INSIT FND	0	294.076	294.076
**D	SS BK AND TRUST COMPANY INV FUNDS FOR TAXEXEMPT RETIREMENT PL	0	32.073.349	32.073.349
**D	SSGA RAPE INDEX PLUS NON-LENDING COMMON TRUST FUND	0	14.777	14.777
**D	SSGA ACWI INTEGR ALPHA SELECT NON-LENDING OP COMMON TRUST F	0	30.108	30.108
**D	SSGA INTERNATIONAL ALPHA NON-LENDING OP COMMON TRUST FUND	0	45.446	45.446
**D	SSGA RUSSELL FD GL EX-US INDEX NONLENDING OP COMMON TRUST FUND	0	213.451	213.451
**D	SSGA FTSE RAFI DEVELOPED 1000 INDEX NON-LENDING COMMON TR F	0	276.836	276.836
**D	STATE STREET GLOBAL MANAGED VOL ALPHA NON-LENDING COM TRUST FD	0	296.656	296.656
**D	GSO ADGM III COMMON CONTRACTUAL FUND	0	54.376	54.376
**D	STATE STREET SP GLO INFRA INDEX NON-LENDING COMMON TRUST FUND	0	763.624	763.624
**D	SSGA MSCI EUROPE SCREENED INDEX NON-LENDING COMMON TRUST FUND	0	768.762	768.762
**D	MSCI RAPE PRO SCREENED INDEX NON - LENDING COMMON TR FUND	0	98.469	98.469
**D	THE AB PORTFOLIOS - AB TAX-MANAGED BALANCED WEALTH STRATEGY	0	10.350	10.350
**D	THE AB PORTFOLIOS - AB BALANCED WEALTH STRATEGY	0	104.826	104.826
**D	THE AB PORTFOLIOS - AB CONSERVATIVE WEALTH STRATEGY	0	14.574	14.574
**D	THE AB PORTFOLIOS - AB TAX-MANAGED WEALTH APPRECIATION STRATEGY	0	141.020	141.020
**D	PWM VERMOGENSMANDAT - DWS	0	251.500	251.500
**D	INVESTEC GLOBAL STRATEGY FUND	0	10.858.483	10.858.483
**D	GLOBAL ADVANTAGE FUNDS - MAJOR MARKETS TELLFONDS	0	132.422	132.422
**D	STATE STREET GLOBAL ADVISORS LUXEMBOURG SICAV	0	5.267.766	5.267.766
**D	AXA WORLD FUNDS II	0	12.000	12.000
**D	AXA WORLD FUNDS	0	3.338.981	3.338.981
**D	ALLIANZ GLOBAL INVESTORS FUND	0	2.853.156	2.853.156
**D	RAS LUX FUND	0	75.000	75.000
**D	ALLIANZ SUISSE - STRATEGY FUND	0	34.842	34.842
**D	METALLERENTE FONDS PORTFOLIO	0	167.306	167.306
**D	ALLIANZ STIFTUNGSFONDS NACHHALTIGKEIT	0	143.248	143.248
**D	RP RENDITE PLUS	0	157.197	157.197
**D	BLACKROCK STRATEGIC FUNDS	0	521.370	521.370
**D	BLACKROCK GLOBAL INDEX FUNDS	0	655.587	655.587
**D	DB X-TRACKERS	0	26.602.244	26.602.244

626



LISTA ESITO DELLE VOTAZIONE  
 Oggetto: Nomina dei componenti il CdA

FAVOREVOLI alla LISTA 2

Badge	Ragione Sociale	Proprio	Delega	Totale
**D	DEUTSCHE INVEST II	0	832.107	832.107
**D	DEUTSCHE INVEST I	0	2.385.032	2.385.032
**D	GOLDMAN SACHS FUNDS	0	5.714.158	5.714.158
**D	GOLDMAN SACHS FUNDS II	0	208.253	208.253
**D	MFS MERIDIAN FUNDS	0	7.060.044	7.060.044
**D	KIEGER FUND I	0	24.729	24.729
**D	DB PRIVATMANDAT	0	377.228	377.228
**D	DEUTSCHE ASSET MNGM S.A. FOR VERM FLEXIBEL (80./ . TEILGESCH)	0	313.811	313.811
**D	DEUTSCHE ASSET MNGM S.A. FOR DWS VERMOEGENSMANDAT-DEFENSIV	0	149.015	149.015
**D	DEUTSCHE ASSET MNGM S.A. FOR DWS VERMOEGENSMANDAT-BALANCE	0	635.353	635.353
**D	DEUTSCHE ASSET MANAGEMENT S.A. FOR DEUTSCHE ESG EUROPEAN EQ	0	701.200	701.200
**D	DEUTSCHE ASSET MNGM S.A. FOR DWS EROILE	0	25.286	25.286
**D	JULIUS BAER MULTISTOCK	0	2.193.898	2.193.898
**D	MULTILABEL SICAV	0	2.679.000	2.679.000
**D	SGKB (LUX) FUND	0	7.493	7.493
**D	MULTIFLEX SICAV	0	548.467	548.467
**D	GAM STAR (LUX)	0	1.169.994	1.169.994
**D	UBS ETF-UBS-ETF DJ EURO STOXX 50	0	2.281.511	2.281.511
**D	UBS ETF	0	5.791.734	5.791.734
**D	UBS ETF	0	256.798	256.798
**D	UBS ETF	0	348.753	348.753
**D	UBS ETF	0	311.276	311.276
**D	UBS ETF	0	861.814	861.814
**D	UBS ETF	0	1.900.931	1.900.931
**D	UBS ETF	0	182.463	182.463
**D	UBS ETF	0	541.241	541.241
**D	DEUTSCHE ASSET MNGM INV GMBH FOR VERMOEGENSMNGM RENDITE OP	0	47.301	47.301
**D	DEUTSCHE ASSET MNGM INV GMBH FOR ALBATROS FONDS OP	0	1.048.261	1.048.261
**D	DEUTSCHE AM INVESTMENT GMBH FOR DEUTSCHE AM LOWVOL EUROPE	0	75.000	75.000
**D	DEUTSCHE ASSET MNGM INV GMBH FOR E. ON AKTIENFONDS DWS	0	230.303	230.303
**D	DEUTSCHE ASSET MNGM INV GMBH FOR DWS VORSORGE AS (DYNAMIK)	0	95.646	95.646
**D	DEUTSCHE ASSET MNGM INV GMBH FOR DWS VORSORGE AS (FLEX)	0	3.007.330	3.007.330
**D	DEUTSCHE ASSET MNGM INV GMBH FOR DWS TOP EUROPE	0	103.064	103.064
**D	DEUTSCHE ASSET MNGM INV GMBH FOR OPPENHEIM DYNAMIC EUROPE BAL	0	126.949	126.949
**D	DEUTSCHE ASSET MNGM INV GMBH FOR OP STRATEGIEPORTFOLIO IV	0	319.345	319.345
**D	DEUTSCHE ASSET MNGM INV GMBH FOR SOP EUROLANDWERTE	0	53.449	53.449
**D	DEUTSCHE ASSET MNGM INV GMBH FOR MULTI-INDEX EQUITY FUND	0	162.755	162.755
**D	DEUTSCHE ASS MGMT INVEST. MIT TEILGESE. FOR FIX INC AND ALT	0	1.933.700	1.933.700
**D	MONETARY AUTHORITY OF SINGAPORE	0	867.923	867.923
**D	ISHARES MSCI ACWI ETF	0	776.221	776.221
**D	ISHARES MSCI ACWI EX US ETF	0	2.424.320	2.424.320
**D	ISHARES EUROPE ETF	0	39.213.412	39.213.412
**D	ISHARES MSCI EAFE ETF	0	5.505.686	5.505.686
**D	ISHARES MSCI EAFE VALUE ETF	0		

627



LISTA ESITO DELLE VOTAZIONE  
 Oggetto: Nomina dei componenti il CdA  
 FAVOREVOLI alla LISTA 2

Badge	Regione Sociale	Proprio	Delega	Totale
**D	ISHARES GLOBAL UTILITIES ETF	0	957.716	957.716
**D	ISHARES MSCI EUROZONE ETF	0	17.415.730	17.415.730
**D	ISHARES MSCI ITALY CAPPED ETF	0	13.594.510	13.594.510
**D	ISHARES MSCI KOKUSAI ETF	0	41.662	41.662
**D	ISHARES GLOBAL INFRASTRUCTURE EFF	0	6.100.527	6.100.527
**D	ISHARES INTERNATIONAL SELECT DIVIDEND ETF	0	3.443.481	3.443.481
**D	ISHARES INTERNATIONAL SELECT DIVIDEND ETF	0	114.469	114.469
**D	BLACKROCK MSCI WORLD INDEX FUND OF BLACKROCK FUNDS	0	52.431.612	52.431.612
**D	BLACKROCK INST TRUST CO NA INV FUNDSFOR EMPLOYEE BENEFIT TR	0	11.608.046	11.608.046
**D	ISHARES CORE MSCI EAFE ETF	0	1.753.340	1.753.340
**D	ISHARES CORE MSCI TOTAL INTERNATIONAL STOCK ETF	0	11.248	11.248
**D	ISHARES CORE MSCI INTERNATIONAL DEVELOPED ETF	0	84.746	84.746
**D	ISHARES MSCI WORLD ETF	0	338.281	338.281
**D	ISHARES CORE MSCI EAFE IMI INDEX ETF	0	123.863	123.863
**D	ISHARES MSCI EUROPE IMI INDEX ETF	0	1.460.820	1.460.820
**D	ISHARES CORE MSCI EUROPE ETF	0	109.580	109.580
**D	ISHARES MSCI EAFE ESG OPTIMIZED ETF	0	106.752	106.752
**D	ISHARES EDGE MSCI INTL VALUE FACTOR ETF	0	1.902	1.902
**D	ISHARES EDGE MSCI INTL SIZE FACTOR ETF	0	186.245	186.245
**D	ISHARES INTERNATIONAL FUNDAMENTAL INDEX ETF	0	48.231	48.231
**D	ISHARES GLOBAL MONTHLY DIVIDEND INDEX ETF (CAD-HEDGED)	0	32.594	32.594
**D	CONNECTICUT GENERAL LIFE INSURANCE COMPANY	0	21.678.614	21.678.614
**D	THRIFT SAVINGS PLAN	0	2.447.261	2.447.261
**D	BLACKROCK CDN MSCI EAFE EQUITY INDEX FUND	0	100.529	100.529
**D	CDN ACWI ALPHA TILTS FUND	0	257.346	257.346
**D	BLACKROCK CDN WORLD INDEX FUND	0	57.333	57.333
**D	BLACKROCK CDN MSCI EAFE INDEX PLUS FUND	0	3.575.255	3.575.255
**D	BLACKROCK INDEX FUNDS INC.-BLACKROCK INTERNATIONAL INDEX FUND	0	2.947.617	2.947.617
**D	BLACKROCK UTILITY AND INFRASTRUCTURE TRUST	0	425.427	425.427
**D	ACWI EX-US INDEX MASTER PORTFOLIO OF MASTER INVESTMENT PTF	0	6.180	6.180
**D	INTERNATIONAL TILTS MASTER PORTFOLIO OF MASTER INVESTMENT PTF	0	60.398	60.398
**D	RUSSELL DEVELOPED EX-U.S. LARGE CAP INDEX FUND B	0	12.928	12.928
**D	MSCI EQUITY INDEX FUND B-ITALY	0	11.917	11.917
**D	WORLD ALPHA TILTS NON-LENDABLE FUND B	0	2.267.806	2.267.806
**D	BGI MSCI EUROPE EQUITY INDEX FUND B	0	2.278.030	2.278.030
**D	BGI MSCI EAFE EQUITY INDEX NON-LENDABLE FUND B	0	7.364	7.364
**D	BGI MSCI EMU IMI INDEX FUND B	0	7.735	7.735
**D	BLACKROCK MSCI EUROPE EQUITY ESG SCREENED INDEX FUND B	0	826.215	826.215
**D	EUROPEX-CONTROVERSIAL WEAPONS EQUITY INDEX FUND B	0	403.561	403.561
**D	INTERNATIONAL ALPHA TILTS FUND B	0	8.562	8.562
**D	GLOBAL EX US ALPHA TILTS FUND B	0	289.312	289.312
**D	MASTER TRUST FOR CERTAIN TAX-QUAL BECHTEL RETIREMENT PLANS	0	618.537	618.537
**D	GLOBAL INTREPID - CANADA FUND	0	64.779	64.779
**D	INTREPID INTERNATIONAL - CANADA FUND	0		

Azionisti: 3  
 Azionisti in proprio: 2216  
 Azionisti in delega: 2215

829

LISTA ESITO DELLE VOTAZIONE

Oggetto: Nomina dei componenti il Cda

FAVOREVOLI alla LISTA 2

Badge	Ragione Sociale	Proprio	Delega	Totale
**D	MFS VARIABLE INSURANCE TRUST II -- MFS GLOBAL RESEARCH PTF	0	123.309	123.309
**D	MFS RESEARCH INTERNATIONAL FUND	0	13.901.115	13.901.115
**D	MFS VARIABLE INSURANCE TRUST II - MFS RESEARCH INT PORTFOLIO	0	862.769	862.769
**D	IBM 401K PLUS PLAN	0	1.311.676	1.311.676
**D	ALLIANCEBERNSTEIN COLLECTIVE INVESTMENT TRUST SERIES	0	98.804	98.804
**D	DIGNITY HEALTH	0	397.420	397.420
**D	DIGNITY HEALTH RETIREMENT PLAN TRUST	0	437.107	437.107
**D	COLLEGE RETIREMENT EQUITIES FUND	0	9.535.529	9.535.529
**D	COLLEGE RETIREMENT EQUITIES FUND	0	1.045.215	1.045.215
**D	TIAA-CREF INTERNATIONAL EQUITY INDEX FUND	0	5.373.351	5.373.351
**D	MET INVESTOR SERIES TRUST-MFS RESEARCH INTERNATIONAL PTF	0	4.000.992	4.000.992
**D	CONAGRA FOODS MASTER PENSION TRUST	0	480.142	480.142
**D	PACE INTERNATIONAL EQUITY INVESTMENTS	0	1.929.324	1.929.324
**D	MERCY HEALTH	0	186.269	186.269
**D	BOSTON RETIREMENT SYSTEM	0	476.034	476.034
**D	METROPOLITAN SERIES FUND- MSCI EAFE INDEX PORTFOLIO	0	626.740	626.740
**D	STATE OF MINNESOTA	0	4.826.904	4.826.904
**D	ALAMEDA COUNTY EMPLOYEES' RETIREMENT ASSOCIATION	0	2.658.415	2.658.415
**D	MERCER NON-US CORE EQUITY FUND	0	975.027	975.027
**D	JOHN HANCOCK INSURANCE COMPANY OF VERMONT	0	34.897	34.897
**D	MASSMUTUAL SELECT DIVERSIFIED INTERNATIONAL FUND	0	59.588	59.588
**D	SPDR MSCI ACWI EX-US ETF	0	473.830	473.830
**D	SPDR S&P GLOBAL INFRASTRUCTURE ETF	0	513.607	513.607
**D	SPDR S&P WORLD (EX-US) ETF	0	347.817	347.817
**D	SPDR S&P INTERNATIONAL UTILITIES SECTOR ETF	0	343.200	343.200
**D	CONSOLIDATED EDISON RETIREMENT PLAN	0	3.038.007	3.038.007
**D	MORGAN STANLEY INSTITUTIONAL FD TR - GLOBAL STRATEGIST PTF	0	59.837	59.837
**D	THE UNIVERSAL INST F INC - GLOBAL STRATEGIST PORTFOLIO	0	4.573	4.573
**D	ONTARIO TEACHERS PENSION PLAN BOARD	0	837.172	837.172
**D	SACRAMENTO COUNTY EMPLOYEES RETIREMENT SYSTEM	0	985.900	985.900
**D	PACIFIC SELECT FUND INTERNATIONAL VALUE PORTFOLIO	0	1.262.609	1.262.609
**D	MERCY HEALTH RETIREMENT TRUST	0	40.899	40.899
**D	SPDR DJ EURO STOXX 50 ETF	0	8.988.586	8.988.586
**D	COMMON TRUST ITALY FUND	0	7.425.050	7.425.050
**D	WORLD INDEX OJUS SECURITIES LENDING COMMON TRUST FUND	0	73.464	73.464
**D	GE INVESTMENTS FUNDS, INC. - TOTAL RETURN FUND	0	251.900	251.900
**D	ISHARES II PUBLIC LIMITED COMPANY	0	33.950.055	33.950.055
**D	ISHARES PUBLIC LIMITED COMPANY	0	4.834.778	4.834.778
**D	ISHARES V PUBLIC LIMITED COMPANY	0	458.954	458.954
**D	ISHARES III PUBLIC LIMITED COMPANY	0	2.553.942	2.553.942
**D	ISHARES VI PUBLIC LIMITED COMPANY	0	345.383	345.383
**D	ISHARES IV PUBLIC LIMITED COMPANY	0	2.468.214	2.468.214
**D	ISHARES VII PLC	0	14.556.077	14.556.077

629



LISTA ESITO DELLE VOTAZIONE  
 Oggetto: Nomina dei componenti il Cda

FAVOREVOLI alla LISTA 2

Badge	Ragione Sociale	Proprio	Delega	Totale
**D	AEN AMRO MULTI-MANAGER FUNDS	0	9.988.343	9.988.343
**D	BLACKROCK AM DE AG FOR ISHARES EURO STOXX 50 UCITS ETF (DE)	0	28.298.667	28.298.667
**D	BLACKROCK AM DE FOR ISHARES EURO STOXX UCITS ETF (DE)	0	3.019.934	3.019.934
**D	BLACKROCK AM DE FOR ISHXS STOXX EUROPE LARGE 200 UCITS ETF (DE)	0	81.575	81.575
**D	BLACKROCK AM DE FOR ISHARES STOXX EUROPE 600 UCITS ETF (DE)	0	5.378.368	5.378.368
**D	ISHARES I INV MIT TGV F ISHS ST EUROPE 600 UTILITIES UCITS ETF	0	9.590.156	9.590.156
**D	BLACKROCK AM SCHWEIZ AG OBO BIFS WORLD EX SWITZ EQ INDEX FUND	0	37.297	37.297
**D	AQR FUNDS- AQR STYLE PREMIA ALTERNATIVE FUND	0	6.615.063	6.615.063
**D	MAINSTAY 130/30 INTERNATIONAL FUND	0	1.035.122	1.035.122
**D	AQR FUNDS - AQR EQUITY MARKET NEUTRAL FUND	0	1.183.665	1.183.665
**D	AQR FUNDS- AQR STYLE PREMIA ALTERNATIVE LV FUND	0	329.683	329.683
**D	AQR FUNDS - AQR LONG SHORT EQUITY FUND	0	3.514.155	3.514.155
**D	AQR R.C. EQUITY AUSTRALIA FUND	0	9.329	9.329
**D	ARAB BANK FOR ECONOMIC DEVELOPMENT IN AFRICA	0	499.210	499.210
**D	MANAGED PENSION FUNDS LIMITED	0	6.636.154	6.636.154
**D	ABBEY LIFE ASSURANCE COMPANY LIMITED	0	1.351.910	1.351.910
**D	STATE STREET TRUSTEES LTD ATF ABERDEEN CAPITAL TRUST	0	297.225	297.225
**D	SCOTTISH WIDOWS INV SOLUTIONS F ICVC- EUROPEAN (EX UK) EQ FD	0	2.577.166	2.577.166
**D	LONDON BOROUGH OF TOWER HAMLETS PENSION FUND	0	174.349	174.349
**D	INVESTEC FUND MANAGERS SA LIMITED	0	19.081	19.081
**D	THE TRUSTEES OF CONCORHILLIPS PENSION PLAN	0	220.237	220.237
**D	BRUNEL INVESTMENT AGENCY	0	793.844	793.844
**D	FAMILY INVESTMENTS CHILD TRUST FUND	0	224.400	224.400
**D	FAMILY INVESTMENTS GLOBAL ICVC FAMILY BALANCED INT FUND	0	198.962	198.962
**D	NOTTINGHAMSHIRE COUNTY COUNCIL PENSION FUND	0	266.950	266.950
**D	HSBC AS TRUSTEE FOR SSGA EUROPE EX UK EQUITY TRACKER FUND	0	5.535.951	5.535.951
**D	BNY MELLON TR+DEP ATF ST. JAMES'S PLACE GLOBAL EQ UNIT TR	0	9.273.436	9.273.436
**D	TRANSNET RETIREMENT FUND	0	258.701	258.701
**D	TRANSPORT PENSION FUND	0	64.400	64.400
**D	OLD MUTUAL INVESTMENT GROUP (PTY) LTD	0	24.599	24.599
**D	OLD MUTUAL LIFE ASSURANCE COMPANY (SOUTH AFRICA) LIMITED	0	363.735	363.735
**D	FRIENDS LIFE LIMITED	0	226.931	226.931
**D	F+C INSTITUTIONAL INVESTMENT FUNDS ICVC- INST GLB EQ F	0	567.213	567.213
**D	STICHTING F AND C MULTI MANAGER EUROPEAN EQUITY ACTIVE	0	985.746	985.746
**D	STICHTING TRUST F AND C UNHEDGE	0	370.305	370.305
**D	THE TRUSTEES OF GOLDMAN SACHS UK RETIREMENT PLAN	0	14.405	14.405
**D	THE TRUSTEES OF THE KELLOGG BROWN AND ROOT (UK) LTD PENSION PL	0	85.800	85.800
**D	STICHTING PHILIPS PENSIOENFONDS	0	953.390	953.390
**D	NGAM INVESTMENT FUNDS U.K. ICVC - SEEBYOND FACT + EU EX UK EQ F	0	6.963	6.963
**D	GOVERNMENT INSTITUTIONS PENSION FUND	0	530.429	530.429
**D	THE TRUSTEES OF SAL PENSION SCHEME	0	53.870	53.870
**D	VANGUARD INV FDS ICVC-VANG FTSE DEV WOR LD EX - UK EQT IND FD	0	912.658	912.658
**D	VANGUARD INV F ICVC-VANGUARD FTSE DEV EUROPE EX-UK EQ INDEX F	0	1.979.382	1.979.382

630

Azionisti: 2216 Teste: 3  
 Azionisti in proprio: 1 Azionisti in delega: 2215

## LISTA ESITO DELLE VOTAZIONE

Oggetto: Nomina dei componenti il CdA

## FAVOREVOLI alla LISTA 2

Badge	Ragione Sociale	Proprio	Delega	Totale
**D	VANGUARD INV FUNDS ICVC-VANGUARD FTSE GLOB ALL CAP IND FUND	0	7.248	7.248
**D	SCOTTISH WIDOWS INV SOL F ICVC- FUNDAMENTAL INDEX GLB EQ F	0	1.373.509	1.373.509
**D	STATE STREET GLOBAL INDEX PLUS TRUST	0	292.426	292.426
**D	STATE STREET INTERNATIONAL EQUITIES INDEX TRUST	0	353.189	353.189
**D	SPDR S+P WORLD EX AUSTRALIA FUND	0	26.483	26.483
**D	AQR GLOBAL ENHANCED EQUITY FUND	0	405.174	405.174
**D	CHRISTIAN SUPER	0	59.659	59.659
**D	FIRST STATE SUPERANNUATION SCHEME	0	1.980.214	1.980.214
**D	MERCY SUPER	0	49.900	49.900
**D	PINEBRIDGE GLOBAL DYNAMIC ASSET ALLOCATION FUND	0	341.513	341.513
**D	STATE STREET GLOBAL EQUITY FUND	0	267.238	267.238
**D	STATE STREET INT EOTS INDEX TRUST EX TOBACCO EX CONTR WEAPONS	0	49.578	49.578
**D	WESTPAC INTERNATIONAL SHARE INDEX TRUST	0	327.739	327.739
**D	GMO GLOBAL EQUITY TRUST	0	12.902	12.902
**D	STATE PUBLIC SECTOR SUPERANNUATION SCHEME	0	68.798	68.798
**D	STATE PUBLIC SECTOR SUPERANNUATION SCHEME	0	619.253	619.253
**D	STATE PUBLIC SECTOR SUPERANNUATION SCHEME	0	34.514	34.514
**D	STATE PUBLIC SECTOR SUPERANNUATION SCHEME	0	232.534	232.534
**D	PANAGORA DYNAMIC GLOBAL EQUITY FUND	0	302.584	302.584
**D	UBS IQ MSCI WORLD EX AUSTRALIA ETHICAL ETF	0	6.363	6.363
**D	UBS IQ MSCI EUROPE ETHICAL ETF	0	5.152	5.152
**D	CANADA PENSION PLAN INVESTMENT BOARD	0	89.623	89.623
**D	CANADA PENSION PLAN INVESTMENT BOARD	0	10	10
**D	THE TRUSTEES OF BP PENSION FUND	0	3.268.071	3.268.071
**D	INTERNATIONAL LP I	0	7.320	7.320
**D	CPPIB MAP CAYMAN SPC ACTING ON BEHALF OF AND FOR THE AMOUNT OF SEGREGATED PORTFOLIO DMAPLES CORPORATE SERVICES LTD	0	75.492	75.492
**D	LANSLOWNE DEVELOPED MARKETS MASTER FUND LIMITED	0	60.610	60.610
**D	THE AVI CHAI FOUNDATION	0	8.500	8.500
**D	AECOM DC RETIREMENT PLANS SMA MASTER TRUST	0	59.617	59.617
**D	ANNE RAY FOUNDATION	0	193.803	193.803
**D	BAE SYSTEMS PENSION FUNDS COMMON INVESTMENT FUND	0	1.478.737	1.478.737
**D	CONTINENTAL AIRLINES, INC. PENSION MASTER TRUST	0	170.822	170.822
**D	COMBUSTION ENGINEERING 524(G) ASBESTOS PI TRUST	0	23.232	23.232
**D	CHURCH OF ENGLAND INVESTMENT FUND FOR PENSIONS	0	159.435	159.435
**D	THE NORTHERN TRUST COMPANY SUB-ADVISED COLLECTIVE FUNDS TRUST	0	4.719.683	4.719.683
**D	NORTHERN FUNDS INTERNATIONAL GROWTH EQUITY FUND	0	125.890	125.890
**D	ACORN 1998 TRUST	0	7.401	7.401
**D	FRANCISCAN ALLIANCE, INC.	0	436.398	436.398
**D	FORD MOTOR COMPANY DEFINED BENEFIT MASTER TRUST	0	323.548	323.548
**D	JTW TRUST NO. 3 UAD 9/19/02	0	40.707	40.707
**D	JTW TRUST NO. 1 UAD 9/19/02	0	23.997	23.997
**D	JTW TRUST NO. 4 UAD 9/19/02	0	52.574	52.574

LISTA ESITO DELLE VOTAZIONE  
Oggetto: Nomina dei componenti il Cda

FAVOREVOLI alla LISTA 2

Badge	Ragione Sociale	Proprio	Delega	Totale
**D	JTW TRUST NO. 2 UAD 9/19/02	0	28.836	28.836
**D	JOCOM INTERNATIONAL OPPORTUNITIES FUND	0	17.759	17.759
**D	MARGARET A. CARGILL FOUNDATION	0	145.685	145.685
**D	THE MAZENER FUND	0	494.846	494.846
**D	MICHIGAN CATHOLIC CONFERENCE MASTER PENSION TRUST	0	32.492	32.492
**D	ASCENSION HEALTHCARE MASTER PENSION TRUST	0	1.099.088	1.099.088
**D	THE TRUSTEES OF PARLIAMENTARY CONTRIBUTORY PENSION FUND	0	87.000	87.000
**D	NTCC COLLECTIVE FUNDS FOR EMPLOYEE BENEFIT TRUSTS	0	554.977	554.977
**D	SARASIN EQUISAR IIRD FUND, A SUB FUND OF SARASIN FUNDS ICVC	0	140.000	140.000
**D	HRW TESTAMENTARY TRUST NO 3	0	19.837	19.837
**D	HRW TESTAMENTARY TRUST NO 1	0	74.837	74.837
**D	HRW TRUST NO 2 UAD 01/17/03	0	46.269	46.269
**D	HRW TESTAMENTARY TRUST NO. 10	0	57.366	57.366
**D	HRW TRUST NO 1 UAD 01/17/03	0	42.407	42.407
**D	WRIGLEY RETIREMENT PLAN	0	65.488	65.488
**D	WHEELS COMMON INVESTMENT FUND	0	208.097	208.097
**D	WHEELS COMMON INVESTMENT FUND	0	199.744	199.744
**D	HRW TESTAMENTARY TRUST NO. 11	0	53.127	53.127
**D	HRW TESTAMENTARY TRUST NO 6	0	38.729	38.729
**D	HRW TESTAMENTARY TRUST NO 4	0	32.492	32.492
**D	HRW TESTAMENTARY TRUST NO. 9	0	46.017	46.017
**D	HRW TESTAMENTARY TRUST NO. 8	0	46.256	46.256
**D	HRW TESTAMENTARY TRUST NO 2	0	32.139	32.139
**D	HRW TESTAMENTARY TRUST NO. 7	0	54.593	54.593
**D	HRW TRUST NO 4 UAD 01/17/03	0	33.778	33.778
**D	HRW TESTAMENTARY TRUST NO 5	0	32.649	32.649
**D	HRW TESTAMENTARY TRUST NO. 12	0	65.493	65.493
**D	HRW TRUST NO 3 UAD 01/17/03	0	39.490	39.490
**D	TOWERS WATSON PENSION SCHEME	0	40.000	40.000
**D	GUIDESTONE FUNDS INTERNATIONAL EQUITY FUND	0	1.577.192	1.577.192
**D	BANK OF BOTSWANA	0	160.157	160.157
**D	BANK OF BOTSWANA	0	62.320	62.320
**D	CHEVRON MASTER PENSION TRUST	0	317.029	317.029
**D	CHEVRON UK PENSION PLAN	0	56.558	56.558
**D	DONNELLEY FINANCIAL PENSION TRUST	0	21.246	21.246
**D	A.I. DUPONT TESTAMENTARY TRUST	0	183.706	183.706
**D	GENERAL PENSION AND SOCIAL SECURITY AUTHORITY	0	228.572	228.572
**D	HSBC - NORTH AMERICA (U.S.) PENSION TRUST	0	652.750	652.750
**D	INVESTMENT MASTER TRUST OF EXELIS INC.	0	228.738	228.738
**D	KENT COUNTY COUNCIL SUPERANNUATION FUND	0	1.023.540	1.023.540
**D	MARSH AND MCLENNAN MASTER RETIREMENT TRUST	0	416.003	416.003
**D	NISSAN NORTH AMERICA, INC. EMPLOYEE RETIREMENT PL MSTR TRUST	0	85.140	85.140
**D	PZENA VALUE GROUP TRUST	0	184.925	184.925

632

Azionisti:  
Azionisti in proprio:

2216  
Azionisti in delega:

3  
2215

LISTA ESITO DELLE VOTAZIONE  
 Oggetto: Nomina dei componenti il Cda

FAVOREVOLI alla LISTA 2

Badge	Ragione Sociale	Proprio	Delega	Totale
**D	PZENA VALUE GROUP TRUST	0	618.375	618.375
**D	SPRINT MASTER TRUST	0	131.800	131.800
**D	MS TR AGREE ON VAR EMPL BEN PL UNIL US INC & ITS SUB & AFF	0	64.502	64.502
**D	BEAT DRUGS FUND ASSOCIATION	0	12.198	12.198
**D	HOSPITAL AUTHORITY PROVIDENT FUND SCHEME	0	1.196.526	1.196.526
**D	HONG KONG SAR GOVERNMENT EXCHANGE FUND	0	7.510.187	7.510.187
**D	ASCENSION ALPHA FUND, LLC	0	1.914.175	1.914.175
**D	CARNELIAN INVESTMENT MANAGEMENT LLC	0	187.992	187.992
**D	CHESS INTERNATIONAL PROPERTIES, LTD.	0	8.331	8.331
**D	STATES OF JERSEY COMMON INVESTMENT FUND	0	50.623	50.623
**D	DOUBLE DIGIT CAGR LLC	0	112.287	112.287
**D	DYNASTY INVEST, LTD	0	13.434	13.434
**D	DFI LP EQUITY (PASSIVE)	0	11.494	11.494
**D	PYRAMIS GLOBAL EX U.S.INDEX FUND LP	0	827.012	827.012
**D	FUNDO DE PENSOES	0	258.556	258.556
**D	FIDDLER PARTNERS LLC	0	6.907	6.907
**D	GQG PARTNERS INTERNATIONAL EQUITY FUND-GQG PARTNERS SERIES LLC	0	801.420	801.420
**D	INTERVENTURE EQUITY INVESTMENTS LIMITED	0	323.000	323.000
**D	INTERNATIONAL EQUITY FUND	0	107.178	107.178
**D	THE JBUT MASTER INVESTMENT PARTNERSHIP LLP	0	12.340	12.340
**D	NTGI-QM COMMON DAILY EAFE INDEX FUND - NON LENDING	0	799.367	799.367
**D	LAKE AVENUE INVESTMENTS, LLC	0	156.281	156.281
**D	LEGAL & GENERAL MSCI EAFE FUND, LLC	0	321.491	321.491
**D	LTW GROUP HOLDINGS, LLC	0	99.478	99.478
**D	LTW INVESTMENTS LLC	0	93.954	93.954
**D	LUNA LLC	0	3.297	3.297
**D	LOY PARTNERSHIP, LLC	0	47.438	47.438
**D	MF INTERNATIONAL FUND LLC	0	15.300	15.300
**D	MONDRIAN INTERNATIONAL EQUITY ESG FUND L.P.	0	453.232	453.232
**D	OHANA HOLDINGS LLC	0	241.300	241.300
**D	OMEGA FFIP LIMITED PARTNERSHIP	0	33.136	33.136
**D	CINDY SPRINGS, LLC	0	182.933	182.933
**D	NTGI-QM COMMON DAILY ALL COUNWD EX-US INV MKT INDEX F NONLEND	0	200.699	200.699
**D	ROM LIQUID LLC	0	146.024	146.024
**D	RED LIFE REINSURANCE SERVICES LIMITED AGREEMENT	0	865.000	865.000
**D	RAMI PARTNERS, LLC	0	132.736	132.736
**D	FCM INTERNATIONAL LLC	0	11.440	11.440
**D	LSAAV, LLC	0	30.800	30.800
**D	K INVESTMENTS SH LIMITED	0	1.149.920	1.149.920
**D	LEGAL & GENERAL MSCI EAFE SL FUND, LLC	0	270.152	270.152
**D	NTGI-QM COMMON DAILY EAFE INDEX FUND - LENDING	0	577.892	577.892
**D	PZENA VALUE TRUST	0	181.495	181.495
**D	VALUEQUEST PARTNERS LLC	0	28.229	28.229

633

LISTA ESITO DELLE VOTAZIONE  
 Oggetto: Nomina dei componenti il Cda

FAVOREVOLI alla LISTA 2

Badge	Ragione Sociale	Proprio	Delega	Totale
**D	PZENA INTERNATIONAL VALUE SERVICE	0	19.684	19.684
**D	NTGI - QM COMM DAILY ALL COUNTRY WD EX-US EQ INDEX F - LEND	0	334.234	334.234
**D	NTCC COLLECTIVE FUNDS FOR GRANTOR TRUSTS	0	73.267	73.267
**D	SANFORD C. BERNSTEIN & CO DBT INTERNATIONAL VALUE SERIES	0	155.090	155.090
**D	THE BERNSTEIN INT VALUE (UNHEDGED CAP-WEIGHTED) SER	0	93.190	93.190
**D	FOOD & AGRICULTURE ORGANISATION OF THE UNITED NATIONS.	0	255.301	255.301
**D	INTER AMERICAN DEVELOPMENT BANK STAFF RETIREMENT FUND	0	420.202	420.202
**D	UNITED NATIONS JOINT STAFF PENSION FUND	0	9.974.337	9.974.337
**D	UNITED NATIONS, ON BEHALF OF UNITED NATIONS UNIVERSITY END F	0	52.300	52.300
**D	INTERNATIONAL MONETARY FUND STAFF RETIREMENT PLAN	0	39.738	39.738
**D	UNIT NAT RELIEF AND WORKS AG FOR PALFEST REF IN THE NEAR EAST	0	249.909	249.909
**D	MONDRIAN INTERNATIONAL EQUITY FUND L.P.	0	19.301.659	19.301.659
**D	MONDRIAN ALL COUNTRIES WORLD EX-US EQUITY FUND LP	0	5.405.610	5.405.610
**D	MARITIME AND PORT AUTHORITY OF SINGAPORE	0	366.199	366.199
**D	URBAN REDEVELOPMENT AUTHORITY	0	54.289	54.289
**D	NATIONAL COUNCIL FOR SOCIAL SECURITY FUND, P.R.C	0	2.023.444	2.023.444
**D	FIDELITY SALEM STREET TRUST: FIDELITY FLEX INTERN INDEX FUND	0	565	565
**D	FIDELITY SALEM STREET TRUST FIDELITY SERIES GLOBAL EX U.S. INDEX FUND	0	1.654.588	1.654.588
**D	HAGFORS LIMITED	0	95.178	95.178
**D	MICROSOFT GLOBAL FINANCE	0	27.074	27.074
**D	BLUE SKY GROUP	0	2.652.126	2.652.126
**D	NEW ZEALAND SUPERANNUATION FUND	0	2.144.164	2.144.164
**D	OIC INTERNATIONAL EQUITIES FUND	0	57.359	57.359
**D	QUEENSLAND INVESTMENT TRUST NO 2	0	256.014	256.014
**D	GOVERNMENT EMPLOYEES SUPERANNUATION BOARD	0	139.525	139.525
**D	MERCER PASSIVE INTERNATIONAL SHARES FUND	0	164.704	164.704
**D	MERCER OSS TRUST	0	1.162.034	1.162.034
**D	CATERPILLAR INVESTMENT TRUST	0	518.461	518.461
**D	CATERPILLAR INC MASTER RETIREMENT TRUST	0	1.766.944	1.766.944
**D	CATERPILLAR INC. GROUP INSURANCE PLAN TRUST	0	123.685	123.685
**D	CHILDREN'S HEALTHCARE OF ATLANTA, INC.	0	591.178	591.178
**D	CSAA INSURANCE EXCHANGE	0	342.414	342.414
**D	THE CULLEN TRUST FOR HEALTH CARE	0	47.952	47.952
**D	CULTURAL INSTITUTIONS PENSION PLAN TRUST	0	142.638	142.638
**D	DOMINION RESOURCES INC. MASTER TRUST	0	212.340	212.340
**D	FLORIDA COLLEGE SAVINGS PROGRAM	0	80.745	80.745
**D	HUBBELL INCORPORATED MASTER PENSION TRUST	0	11.312	11.312
**D	STATE OF IDAHO ENDOWMENT FUND INVESTMENT BOARD	0	533.490	533.490
**D	STATE OF IDAHO ENDOWMENT FUND INVESTMENT BOARD	0	22.352	22.352
**D	MONDRIAN GROUP TRUST	0	2.061.843	2.061.843
**D	MSA PENSION PLAN	0	108.220	108.220
**D	MICHIGAN CATHOLIC CONFERENCE	0	11.995	11.995
**D	NORTHERN FUNDS - INTERNATIONAL EQUITY INDEX FUND	0	2.637.338	2.637.338

634



LISTA ESITO DELLE VOTAZIONE  
 Oggetto: Nomina dei componenti il CdA

FAVOREVOLI alla LISTA 2

Badge	Ragione Sociale	Proprio	Delega	Totale
**D	UNION OF THE SIS OF THE PRES OF THE BLESSED VIRGIN MARY-GEN	0	162.592	162.592
**D	OLIN PENSION PLANS MASTER RETIREMENT TRUST	0	159.914	159.914
**D	OREGON STATE UNIVERSITY FOUNDATION MASTER CUSTODY AGREEMENT	0	71.400	71.400
**D	MASTER TR AGREE BETWEEN PFIZER INC AND THE NORTHERN TR CO	0	2.462.389	2.462.389
**D	NORTHERN TRUST GLOBAL INVESTMENTS COLLECTIVE FUNDS TRUST	0	15.474.160	15.474.160
**D	ST. JOSEPH HEALTH SYSTEM	0	25.695	25.695
**D	VOL EMPL BEN ASS OF THE NON-REPR EMPL OF SOUT CAL EDISON CO	0	24.960	24.960
**D	1999 VOL EMPL BEN ASS NON-REPR EMPL OF SOUT CAL EDISON CO	0	17.028	17.028
**D	THE TRUSTEES OF THE HENRY SMITH CHARITY	0	254.591	254.591
**D	TRINITY COLLEGE CAMBRIDGE	0	56.565	56.565
**D	GARRISON PROPERTY AND CASUALTY INSURANCE COMPANY	0	294.700	294.700
**D	HONEYWELL INTERNATIONAL INC MASTER RETIREMENT TRUST	0	1.402.045	1.402.045
**D	USAA MASTER TRUST (PENSION AND RSP)	0	16.854	16.854
**D	BANNER HEALTH	0	197.800	197.800
**D	CITY OF FRESNO RETIREMENT SYSTEMS	0	246.430	246.430
**D	THE COCA-COLA COMPANY MASTER RETIREMENT TRUST	0	735.000	735.000
**D	FLORIDA PREPAID COLLEGE PROGRAM	0	581.173	581.173
**D	STICHTING INSTITUUT GAK	0	67.198	67.198
**D	ILLINOIS MUNICIPAL RETIREMENT FUND	0	2.723.859	2.723.859
**D	LOS ANGELES CITY EMPLOYEES RETIREMENT SYSTEM	0	2.485.801	2.485.801
**D	CITY OF LOS ANGELES FIRE AND POLICE PENSION PLAN	0	519.694	519.694
**D	LOCKHEED MARTIN CORPORATION MASTER RETIREMENT TRUST	0	454.614	454.614
**D	OKLAHOMA PUBLIC EMPLOYEES RETIREMENT SYSTEM	0	2.048.826	2.048.826
**D	SAN FRANCISCO CITY & COUNTY EMPLOYEES' RETIREMENT SYSTEM	0	80.000	80.000
**D	SAN FRANCISCO CITY & COUNTY EMPLOYEES' RETIREMENT SYSTEM	0	1.492.500	1.492.500
**D	SAN MATEO COUNTY EMPLOYEES' RETIREMENT ASSOCIATION	0	834.955	834.955
**D	CITY OF TALLAHASSEE	0	100.270	100.270
**D	TEACHERS' S RETIREMENT SYSTEM OF OKLAHOMA	0	1.055.906	1.055.906
**D	UNION PACIFIC CORPORATION MASTER RETIREMENT TRUST	0	439.400	439.400
**D	USAA CASUALTY INSURANCE COMPANY	0	2.184.700	2.184.700
**D	CATASTROPHE REINSURANCE COMPANY	0	585.100	585.100
**D	VAN ANDEL INSTITUTE	0	586.800	586.800
**D	WYOMING RETIREMENT SYSTEM	0	159.864	159.864
**D	FORD MOTOR COMPANY OF CANADA, LIMITED PENSION TRUST	0	191.723	191.723
**D	HSBC EUROPEAN FUND	0	74.384	74.384
**D	HSBC INTERNATIONAL EQUITY POOLED FUND	0	143.345	143.345
**D	HALIFAX REGIONAL MUNICIPALITY MASTER TRUST	0	502.741	502.741
**D	NAV CANADA PENSION PLAN	0	114.435	114.435
**D	OPSEU PENSION PLAN TRUST FUND	0	35.474	35.474
**D	FUTURE FUND BOARD OF GUARDIANS FOR AND ON BEHALF OF FUTURE F	0	25.800	25.800
**D	IBM DIVERSIFIED GLOBAL EQUITY FUND	0	2.116.459	2.116.459
**D	GARD COMMON CONTRACTUAL FUND	0	672.628	672.628
**D		0	73.461	73.461

635



LISTA ESITO DELLE VOTAZIONE  
 Oggetto: Nomina dei componenti il Cda

FAVOREVOLI alla LISTA 2

Badge	Ragione Sociale	Proprio	Delega	Totale
**D	SARASIN EQUISAR GLB THEMATIC F, A SUB F OF SARASIN F ICVC	0	1.026.223	1.026.223
**D	NEW IRELAND ASSURANCE COMPANY PLC	0	5.812.893	5.812.893
**D	NATIONAL WESTMINSTER BANK PLC AS TRUSTEE OF KES STRAT INV F	0	44.256	44.256
**D	SARASIN GLOBAL HIGHER DIV FUND	0	2.703.513	2.703.513
**D	SARASIN EQ GLB THEM F (GBP HEDGED), A SUB FUND OF SARASIN F	0	306.572	306.572
**D	SARASIN GLB HIGHER DIVIDEND (GBP HEDGED)	0	995.046	995.046
**D	IAGAM GLOBAL EQUITY TRUST	0	645.858	645.858
**D	THE TRUSTEES OF THE BT PENSION SCHEME	0	534.755	534.755
**D	THE TRUSTEES OF CABLE & WIRELESS SUPERANNUATION FUND	0	321.225	321.225
**D	STICHTING HEINEKEN PENSIOENFONDS	0	1.061.968	1.061.968
**D	THE TRUSTESS OF IEM PENSION PLAN	0	235.823	235.823
**D	STICHTING PENSIOENFONDS IBM NEDERLAND	0	68.843	68.843
**D	STICHTING PENSIOENFONDS SAGITTARIUS	0	258.770	258.770
**D	STICHTING PENSIOENFONDS APF	0	755.338	755.338
**D	THE TRUSTEES OF JAGUAR PENSION PLAN	0	138.087	138.087
**D	THE TRUSTEES OF LAND ROVER PENSION SCHEME	0	173.100	173.100
**D	STAFFORDSHIRE COUNTY COUNCIL PENSION FUND	0	304.586	304.586
**D	STICHTING PENSIOENFONDS VAN DE METALEKTRO (PME)	0	3.404.319	3.404.319
**D	TYNE AND WEAR PENSION FUND	0	766.983	766.983
**D	MERSHYSIDE PENSION FUND	0	300.000	300.000
**D	HP INVEST COMMON CONTRACTUAL FUND	0	161.857	161.857
**D	NORTHERN TRUST UCITS COMMON CONTRACTUAL FUND	0	2.874.741	2.874.741
**D	COLONIAL FIRST STATE WHOLESAL INDEXED GLOBAL SHARE FUND	0	390.268	390.268
**D	WHITBREAD GROUP PENSION FUND	0	176.904	176.904
**D	UNITED SERVICES AUTOMOBILE ASSOCIATION	0	747.100	747.100
**D	HSBC UCITS COMMON CONTRACTUAL FUND	0	35.660	35.660
**D	KLEINWORT BENSON INVESTORS MASTER INVESTMENT FUND	0	12.120	12.120
**D	PREMIER ENERGY AND WATER TRUST PLC	0	140.000	140.000
**D	MUNICIPAL EMPLOYEES' ANNUITY AND BENEFIT FUND OF CHICAGO	0	82.750	82.750
**D	FP VERBATIM PORTFOLIO 5 INCOME FUND	0	60.000	60.000
**D	LEGAL & GENERAL GLOBAL EQUITY INDEX FUND	0	22.180	22.180
**D	NAT WEST BK AS TRUSTEE OF LEGAL & GENERAL EUROPEAN INDEX TR	0	4.288.864	4.288.864
**D	NAT WEST BK PLC AS TRUSTEE OF THE LEGAL & GENERAL INT IND TR	0	391.410	391.410
**D	PREMIER GLOBAL UTILITIES INCOME FUND	0	98.000	98.000
**D	PREMIER OPTIMUM INCOME FUND A SUB-FUND OF PREMIER FUNDS	0	509.253	509.253
**D	LEGAL & GENERAL ICAV	0	58.153	58.153
**D	SARASIN IE EQUISAR - GLOBAL THEMATIC (USD)	0	371.596	371.596
**D	SARASIN IE EQUISAR - GLOBAL THEMATIC FUND (GBP)	0	639.085	639.085
**D	SSGA GROSS ROLL UP UNIT TRUST	0	268.853	268.853
**D	KLEINWORT BENSON INVESTORS INSTITUTIONAL FUND PLC	0	193.248	193.248
**D	NORTHERN TRUST INVESTMENT FUNDS PUBLIC LIMITED COMPANY	0	670.426	670.426
**D	LEGAL AND GENERAL AUTHORISED CONTRACTUAL SCHEME	0	42.691	42.691
**D	LEGAL & GENERAL AUTHORISED CONTRACTUAL SCHEME	0	107.221	107.221

636

LISTA ESITO DELLE VOTAZIONE  
 Oggetto: Nomina dei componenti il Cda

## FAVOREVOLI alla LISTA 2

Badge	Regione Sociale	Proprio	Delega	Totale
**D	STATE TEACHERS RETIREMENT SYSTEM OF OHIO	0	4.287.156	4.287.156
**D	BANCO NACIONAL DE PANAMA, ACTING AS TRUSTEE OF THE FIDEICOMISO DE FONDO DE AHORRO DE PANAMA	0	45.792	45.792
**D	STICHTING BEDRIJFST VOOR HET SCHOONMAK EN GLAZ	0	226.188	226.188
**D	KOMUNAL LANDSPENSJONSKASSE GJENSIDIG FORSIKRINGSSELSKAP	0	546.748	546.748
**D	ABU DHABI RETIREMENT PENSIONS AND BENEFITS FUND	0	678.522	678.522
**D	STICHTING DOUWE EGBERTS PENSIOENFONDS	0	282.250	282.250
**D	STICHTING DELTA DEPOSITARY AND MANAGEMENT	0	1.227.843	1.227.843
**D	STICHTING PENSIOENFONDS ING	0	460.406	460.406
**D	VERDIPAPIRFONDET KLP AKSJEGLOBAL INDEX 1	0	946.958	946.958
**D	VERDIPAPIRFONDET KLP AKSJEUROPA INDEKS 1	0	463.378	463.378
**D	VERDIPAPIRFONDET KLP AKSJEGLOBAL LAVBETA I	0	2.603.704	2.603.704
**D	NORTHERN TRUST UCITS FGR FUND	0	1.583.349	1.583.349
**D	UNIVEST	0	1.623.819	1.623.819
**D	IPM EQUITY UMBRELLA FUND	0	85.135	85.135
**D	ERSEL ASSET MANAGEMENT SGR S.P.A. - FONDERSEL PMI	0	300.000	300.000
**D	MEDOLANUM GESTIONIE FONDI SGR S.P.A - FLESSIBILE ITALIA	0	7.000.000	7.000.000
**D	FIDEURAM INVESTIMENTI SGR S.P.A. - FIDEURAM ITALIA	0	368.000	368.000
**D	EURIZON CAPITAL SGR SPA - EURIZON RENDITA	0	72.997	72.997
**D	EURIZONCAPITAL SGR S.P.A. - EURIZON AZIONI AREA EURO	0	181.543	181.543
**D	EURIZON CAPITAL SGR SPA - EURIZON PROGETTO ITALIA 70	0	315.406	315.406
**D	EURIZONCAPITAL SGR S.P.A. - EURIZON AZIONI ITALIA	0	4.305.155	4.305.155
**D	EURIZON CAPITAL SGR SPA - EURIZON PROGETTO ITALIA 40	0	353.658	353.658
**D	EIS - MULTIASSET RISK OVERLAY	0	44.735	44.735
**D	EPF - ENHANCED CONSTANT RISK CONTRIBUTION	0	38.190	38.190
**D	EUF - EQUITY ITALY	0	992.004	992.004
**D	EPF - EURO Q-EQUITY	0	126.860	126.860
**D	EPF - Q-FLEXIBLE	0	566.071	566.071
**D	ROSSINI - AZIONARIO EURO	0	4.020	4.020
**D	ROSSINI - BILANCIATO	0	1.198	1.198
**D	EUF - EQUITY EURO LTE	0	691.200	691.200
**D	EUF - EQUITY ITALY SMART VOLATILITY	0	256.865	256.865
**D	ISE - VALORE CEDOLA GLOBALE - 02/2015	0	526.571	526.571
**D	ISE - VALORE CEDOLA GLOBALE - 04/2015	0	251.776	251.776
**D	ISE - GLOBAL DYNAMIC MULTITRENDER - 06/2015	0	107.388	107.388
**D	ISE - VALORE CEDOLA GLOBALE - 07/2015	0	52.847	52.847
**D	ISE - VALORE CEDOLA GLOBALE - 09/2015	0	60.968	60.968
**D	ISE - GLOBAL INCOME MULTITRENDER - 09/2015	0	61.099	61.099
**D	ISE - MULTIASSET CEDOLA GLOBALE - 12/2015	0	142.189	142.189
**D	ISE - DYNAMIC INCOME MULTITRENDER - 01/2016	0	244.958	244.958
**D	ISE - MULTIASSET CEDOLA GLOBALE - 02/2016	0	31.663	31.663
**D	ISE - MULTIASSET ABSOLUTE 3 ANNI - 04/2016	0	263.643	263.643
**D	ISE - MULTIASSET ABSOLUTE 3 ANNI - 07/2016	0	81.909	81.909
**D		0	70.151	70.151

Azionisti:  
 Azionisti in proprio:

2216 1  
 Teste:  
 Azionisti in delega:

3  
 2215

637

## LISTA ESITO DELLE VOTAZIONE

Oggetto: Nomina dei componenti il Cda

## FAVOREVOLI alla LISTA 2

Badge	Ragione Sociale	Proprio	Delega	Totale
**D	EPF - ABSOLUTE Q-MULTISTRATEGY	0	12.037	12.037
**D	AMUNDI SIF EUROPEAN EQUITY INDEX FUND	0	22.697	22.697
**D	FONDACO ROMA EURO BALANCED CORE	0	3.185	3.185
**D	OPCVM SBEYOND EQUITY FACTOR INVESTING EURO	0	141.309	141.309
**D	NATIXIS EURO VALUE EQUITY	0	239.557	239.557
**D	CNP ASSURANCES SA	0	8.104.840	8.104.840
**D	FCP EDMOND DE ROTHSCHILD EURO SRI	0	224.000	224.000
**D	IBM FRANCE	0	139.157	139.157
**D	FCP HAMELIN DIVERSIFIE FLEX II	0	14.112	14.112
**D	AA FORTIS TACTIQUE	0	752.834	752.834
**D	A.A. - ENP PAM -ISR	0	1.067.170	1.067.170
**D	FCP CARPIMKO EUROPE	0	330.774	330.774
**D	FCP AMUNDI PULSATIONS	0	1.164.592	1.164.592
**D	FCP RSI EURO P	0	1.704.926	1.704.926
**D	EPARGNE PRUDENCE THALES	0	111.355	111.355
**D	FCPE AMUNDI LABEL EQUILIBRE	0	78.140	78.140
**D	EVIAN A EQUILIBRE	0	20.408	20.408
**D	L.S. DYNAMIQUE	0	13.473	13.473
**D	N 1 RENDEMENT USINOR	0	28.119	28.119
**D	VOCATION MARCHE ARIANESPACE CONSEIL DE SURVEILLANCE DU FCP	0	9.645	9.645
**D	FCPE AMUNDI LABEL PRUDENCE	0	49.773	49.773
**D	FCPE AMUNDI LABEL DYNAMIQUE	0	71.002	71.002
**D	LV CHALLENGE	0	86.642	86.642
**D	FCP A.A. - GROUPAMA - ISR	0	680.000	680.000
**D	ADPACTIONS	0	13.162	13.162
**D	ADPARGNE	0	8.955	8.955
**D	FCP FDRN AMUNDI	0	210.831	210.831
**D	ARRCO LONG TERME D ACTIONS	0	710.541	710.541
**D	FCP CRN SOGE ACTIONS	0	217.646	217.646
**D	CARP - INDO	0	576.857	576.857
**D	FCP TONI ACTIONS 100	0	462.045	462.045
**D	FCP VIVACCIO ACTIONS	0	1.957.301	1.957.301
**D	LBPAM ACTIONS INDICE	0	1.930.610	1.930.610
**D	LBPAM PROFIL 80 PEA	0	537.509	537.509
**D	LBPAM PROFIL 100	0	312.062	312.062
**D	EGEPARGNE ACTIONS ISR-ACTIONS INTER	0	100.000	100.000
**D	FCP ICARE	0	165.432	165.432
**D	LBPAM ACTIONS DIVIDENDES EUROPE	0	2.816.723	2.816.723
**D	FCPE TECHNIP DYNAMIQUE	0	42.645	42.645
**D	FCPE TECHNIP EQUILIBRE	0	43.364	43.364
**D	AGIRA RETRAITE DIVERSIFIE	0	186.681	186.681
**D	LA BANQUE POSTALE ASSET MANAGEMENT	0	267.681	267.681
**D	FCP CAVEC GROUPAMA DIVERSIFIE	0	160.397	160.397

LISTA ESITO DELLE VOTAZIONE  
 Oggetto: Nomina dei componenti il Cda

## FAVOREVOLI alla LISTA 2

Badge	Ragione Sociale	Proprio	Delega	Totale
**D	FCP BERRI ACTIONS	0	79.964	79.964
**D	FCP PORT ROYAL EQUILIBRE	0	125.905	125.905
**D	VILLIERS ALTO	0	223.084	223.084
**D	ARIA	0	7.766	7.766
**D	FCP AMUNDI HORIZON	0	1.736.743	1.736.743
**D	PREDICA ISR EUROPE	0	16.398	16.398
**D	LBP INDEX EURO PEA 90 SETTEMBRE2021	0	39.046	39.046
**D	GRD20	0	942.077	942.077
**D	PREDIQUANT A2 - DIVIDENDES EURO	0	1.253.486	1.253.486
**D	PREDIQUANT A2 ACTIONS EUROPE	0	2.930.168	2.930.168
**D	GRD 18 ACTIONS	0	206.445	206.445
**D	FCP LBP EUROCAP PEA 90 NOVEMBRE2021	0	34.613	34.613
**D	GRD 12 ACTIONS	0	382.184	382.184
**D	GROUPAMA ASSET MANAGEMENT	0	642.603	642.603
**D	LEPAM STRATEGIE PEA 1	0	316.323	316.323
**D	FCP PORTFOLIO LCR ACTIONS	0	108.134	108.134
**D	FCP BOURBON 4	0	179.866	179.866
**D	UNIVERS CNP 1	0	441.860	441.860
**D	FC CARFIMKO	0	301.369	301.369
**D	CNP ACP ACTIONS LT	0	61.233	61.233
**D	CONCORDE 96	0	174.576	174.576
**D	FCP NATIXIS IONIS	0	52.271	52.271
**D	FCP ECUREUIL PROFIL 90	0	2.349.595	2.349.595
**D	FCP CNP GGR	0	16.256	16.256
**D	FCP NATEXIS PERFORMANCE 9	0	149.951	149.951
**D	FCP ABP PERP	0	209.520	209.520
**D	FCP RSRC DIVERSIFIE	0	796.959	796.959
**D	CARBP DIVERSIFIE	0	388.853	388.853
**D	FCP RL PREVOYANCE	0	190.184	190.184
**D	FCPE NATIXIS ES ACTIONS EURO	0	438.455	438.455
**D	FCPE IEM FRANCE F	0	99.710	99.710
**D	DUGUAY ACTIONS EUROPE	0	133.532	133.532
**D	FCP ERISA DIVERSIFIE 2	0	495.000	495.000
**D	FCP FONDATION EUROPE	0	200.000	200.000
**D	MEDI ACTIONS	0	1.500.000	1.500.000
**D	FCP MEDI ACTIONS EURO	0	180.000	180.000
**D	FCP AMUNDI ACTIONS EUROPE ISR	0	103.642	103.642
**D	FCP AMUNDI RENDEMENT PLUS	0	250.881	250.881
**D	SICAV AMUNDI ACTIONS EURO ISR	0	531.970	531.970
**D	HARMO PLACEMENT 2	0	274.939	274.939
**D	ASSURDIX	0	979.263	979.263
**D	FCPE AMUNDI FESA ACTIONS EURO	0	619.212	619.212
**D	ATOUT MODERATIONS	0	360.037	360.037

Azionisti:

Azionisti in proprio:


Teste:

Azionisti in delega:

3

2215

639



LISTA ESITO DELLE VOTAZIONE  
 Oggetto: Nomina dei componenti il Cda

FAVOREVOLI alla LISTA 2

Badge	Ragione Sociale	Proprio	Delega	Totale
**D	FCP CPR CONSOMMATEUR ACTIONNAIRE	0	95.826	95.826
**D	FCPE AMUNDI RESA ESG ACTIONS EURO	0	558.581	558.581
**D	FCP CNP ASSUR EUROPE NEUFLIZE OBC	0	400.000	400.000
**D	CPR EURO HIGH DIVIDEND	0	368.042	368.042
**D	CPR GLOBAL EQUITY ALL REGIME	0	117.209	117.209
**D	FCPE AMUNDI PREM PATRIMOINE	0	132.376	132.376
**D	CPR EUROLAND	0	2.358.830	2.358.830
**D	AMUNDI ETF EURO STOXX 50 UCITS ETF DR	0	7.013.120	7.013.120
**D	FCP CPR ACTIVE EUROPE	0	225.970	225.970
**D	FCP AMUNDI ETF MSCI EUROPE EX EMU PEA UCITS ETF	0	2.952.746	2.952.746
**D	FCP CPR PROGRES DURABLE EUROPE	0	30.733	30.733
**D	PREDIOUANT EUROCREISSANCE A2	0	138.785	138.785
**D	FCP BFT EUROPE DIVIDENDES	0	330.000	330.000
**D	AMUNDI PATRIMOINE	0	384.317	384.317
**D	SICAV EURO CAPITAL DURABLE	0	800.000	800.000
**D	FCP GROUPAMA EURO STOCK	0	229.700	229.700
**D	SICAV MONDE GAN	0	77.564	77.564
**D	FCP FEDERAL ACTIONS RENDEMENT	0	450.000	450.000
**D	FEDERAL CONVICTION ISR EURO	0	1.600.000	1.600.000
**D	FCP FEDERAL CROISSANCE	0	476.000	476.000
**D	FCP FEDERAL OPTIMAL	0	428.000	428.000
**D	ATOUT EUROPE HAUT RENDEMENT	0	53.091	53.091
**D	ATOUT EUROPE SMART BETA	0	118.398	118.398
**D	FDC A2 POCHE TITRES	0	233.931	233.931
**D	AMUNDI ACTIONS INTLES WORLD PL	0	11.921	11.921
**D	ATOUT EUROLAND HAUT RENDEMENT	0	788.238	788.238
**D	ATOUT EUROLAND MIN VAR	0	417.739	417.739
**D	LCL ACTIONS EURO HAUT RENDEMENT	0	468.692	468.692
**D	LCL ACTIONS EURO MIN VAR	0	244.099	244.099
**D	LCL ACTIONS EUROPE SMART BETA	0	39.469	39.469
**D	LCL ACTIONS EUROPE MAX DIV.	0	37.392	37.392
**D	FCP ENERGIES RENOUVELABLES	0	30.000	30.000
**D	PALATINE MEDITERRANEA SICAV	0	30.000	30.000
**D	AMUNDI ACTIONS INTERNATIONALES DYNAMIC RISK FACTOR	0	3.839	3.839
**D	CROISSANCE DIVERSIFIEE	0	18.192	18.192
**D	IXIS EURO ACTIONS	0	1.917.832	1.917.832
**D	FCP ECUREUIL PROFIL 75	0	994.504	994.504
**D	NATIXIS ACITONS EUROPE RENDEMENT	0	222.159	222.159
**D	CNP ASSUR VALEURS	0	60.780	60.780
**D	NATIXIS ACTIONS EUROPE SECTEURS	0	101.430	101.430
**D	FCP HSBC DYNAPLEXIBLE	0	183.304	183.304
**D	FCP HSBC ACTIONS EUROPE	0	1.862.901	1.862.901
**D	FCP HSBC ACTIONS MONDE	0	181.580	181.580

Azionisti: 2216 3  
 Azionisti in proprio: 1 2215  
 Azionisti in delega: 1 2215

640

LISTA ESITO DELLE VOTAZIONE  
Oggetto: Nomina dei componenti il Cda

## FAVOREVOLI alla LISTA 2

Badge	Ragione Sociale	Proprio	Delega	Totale
**D	HSBC ACTIONS DEVELOPPEMENT DURAB	0	999.002	999.002
**D	AMUNDI FUNDS EQUITY EUROPE MINIMUM VARIANCE	0	1.400.871	1.400.871
**D	AMUNDI LUXEMBOURG SA	0	100.000	100.000
**D	AMUNDI FUNDS EQUITY EURO RISK PARITY	0	854.743	854.743
**D	STG PFDS CORP EXPRESS MANDATA ALLIANCE CAPITA	0	51.257	51.257
**D	STICHTING BEDRIJFSPENSIENFONDSVOOR DE LANDBOUW MANDAAT BLACKRO	0	2.956.244	2.956.244
**D	STG PFDS V.D. GRAFISCHE	0	2.823.252	2.823.252
**D	STG PFDS AHOLD	0	372.270	372.270
**D	ST. SPOORWEGPFDS MANDAAT BLACKROCK	0	111.993	111.993
**D	STICHTING PENSIOENFONDS OPENBAAR VERVOER	0	48.167	48.167
**D	BPL	0	2.687.222	2.687.222
**D	STG PFDS ACHMEA MANDAAT BLACKROCK	0	398.277	398.277
**D	STG BEDRIJFSAKPFDS V H	0	96.272	96.272
**D	STG BPF VD DETAILHANDEL MND BLACKROCK MSCI EMEA	0	1.334.049	1.334.049
**D	ST BEW S.A. BEL.POOLS GLOB.EQ. FACTOR FUND	0	271.950	271.950
**D	PETEELAAR EFFECTENBEW. INZ. SNSRESP. IND. FND	0	1.310.859	1.310.859
**D	AMUNDI INDEX SOLUTIONS	0	1.422.281	1.422.281
**D	AGF EUROPEAN EQUITY FUND	0	284.238	284.238
**D	AGF ALL WORLD TAX ADVANTAGE GROUP LIMITED	0	499.904	499.904
**D	BRUCE POWER PENSION PLAN	0	153.441	153.441
**D	THE CANADA LIFE ASSURANCE COMPANY	0	247.223	247.223
**D	COLLEGES OF APPLIED ARTS AND TECHNOLOGY PENSION P	0	859.300	859.300
**D	COLLEGES OF APPLIED ARTS AND TECHNOLOGY PENSION P	0	1.207.430	1.207.430
**D	THE CANADIAN MEDICAL PROTECTIVE ASSOCIATION	0	90.976	90.976
**D	ONTARIO POWER GENERATION INC.	0	367.833	367.833
**D	BNY MELLON EMPLOYEE BENEFIT COLLECTIVE INVESTMENT FUND PLAN	0	6.084.308	6.084.308
**D	BMO MONTHLY INCOME FUND	0	300.702	300.702
**D	BMO GLOBAL INFRASTRUCTURE FUND	0	130.169	130.169
**D	FRONTIERS INTERNATIONAL EQUITY POOL	0	67.635	67.635
**D	THE GREAT-WEST LIFE ASSURANCE COMPANY	0	201.256	201.256
**D	BOSTON COMPANY INC POOLED EMPLOYEE FUNDS INTL CORE EQUITY FD II	0	142.993	142.993
**D	COUNSEL DEFENSIVE GLOBAL EQUITY	0	8.237	8.237
**D	IMPERIAL TOBACCO PENSION INVESTMENT TRUST FUND	0	227.816	227.816
**D	IUOE LOCAL 793 MEMBERS PENSION BENEFITTRUST OF ONTARIO	0	269.666	269.666
**D	BMO MSCI EAFE INDEX ETF	0	703.825	703.825
**D	LUCENT TECHNOLOGIES INC. DEFINED CONTRIBUTION PLAN MASTER TRUST	0	201.190	201.190
**D	LONDON LIFE INSURANCE COMPANY	0	2.356.082	2.356.082
**D	GLOBAL INFRASTRUCTURE EQUITY FUND LONDON CAPITAL	0	70.184	70.184
**D	U.S. AND INTERNATIONAL SPECIALTY CLASS	0	17.482	17.482
**D	ONTARIO PENSION BOARD	0	1.391.144	1.391.144
**D	RENAISSANCE GLOBAL EQUITY PRIVATE POOL	0	30.081	30.081
**D	RENAISSANCE REAL ASSETS PRIVATEPOOL	0	336.300	336.300
**D	STATE OF WISCONSIN INVESTMENT BOARD	0	558.517	558.517

Azionisti:

3

Azionisti in delega:

2215

Pagina 66

Teste:



LISTA ESITO DELLE VOTAZIONE  
 Oggetto: Nomina dei componenti il Cda

FAVOREVOLI alla LISTA 2

Badge	Ragione Sociale	Proprio	Delega	Totale
**D	STATE OF WISCONSIN INVESTMENT BOARD	0	4.158.226	4.158.226
**D	STATE OF WISCONSIN INVESTMENT BOARD	0	3.739.814	3.739.814
**D	STATE OF WISCONSIN INVESTMENT BOARD	0	767.092	767.092
**D	TD EMERALD INTERNATIONAL EQUITYINDEX FUND	0	1.789.840	1.789.840
**D	DUKE UNIVERSITY	0	251.036	251.036
**D	TD EUROPEAN INDEX FUND	0	53.547	53.547
**D	TD INTERNATIONAL EQUITY INDEX ETF	0	2.354	2.354
**D	PUBLIC SECTOR PENSION INVESTMENT BOARD	0	6.863.850	6.863.850
**D	THE BOSTON COMPANY PRIVATE TRUHE INTERNATIONAL EQ	0	142.474	142.474
**D	TORSTAR MASTER TRUST FUND	0	211.404	211.404
**D	TEACHERS` RETIREMENT ALLOWANCESFUND	0	14.083	14.083
**D	IMPERIAL INTERNATIONAL EQUITY POOL	0	2.322.900	2.322.900
**D	IMPERIAL INTERNATIONAL EQUITY POOL	0	214.481	214.481
**D	IMPERIAL INTERNATIONAL EQUITY POOL	0	107.170	107.170
**D	IMPERIAL GLOBAL EQUITY INCOME POOL	0	1.532.266	1.532.266
**D	IMPERIAL OVERSEAS EQUITY POOL	0	112.800	112.800
**D	ONTARIO POWER GENERATION INC	0	467.857	467.857
**D	WOODBIDGE INVESTMENTS CORPORATION	0	77.700	77.700
**D	WINDWISE MSCI EAFE INDEX NON-LENDING, FUND FOR EXEMPT ORG.	0	392.073	392.073
**D	CIBC INTERNATIONAL INDEX FUND	0	110.731	110.731
**D	CIBC EUROPEAN INDEX FUND	0	44.164	44.164
**D	CIBC POOLED INTERNATIONAL EQUITY INDEX FUND	0	114.093	114.093
**D	RENAISSANCE GLOBAL VALUE FUND	0	95.899	95.899
**D	CF INTERNATIONAL STOCK INDEX FUND ONE	0	495.517	495.517
**D	DT INTERNATIONAL STOCK INDEX FUND ONE	0	554.392	554.392
**D	R.K. MELLON INTERNATIONAL FUND.	0	299.995	299.995
**D	SINGLE SELECT INVEST MONCEAU ACTION	0	150.000	150.000
**D	FORUM ONE	0	565.800	565.800
**D	FONDAZIONE ROMA SIF	0	400.997	400.997
**D	JPMORGAN FUNDS (IRELAND) ICAV	0	4.194	4.194

Totale voti 2.954.009.371  
 Percentuale votanti % 49,430273  
 Percentuale Capitale % 29,055792



Azionisti: 2216 Teste: 3  
 Azionisti in proprio: 1 Azionisti in delega: 2215

642

Assemblea Ordinaria del 04 maggio 2017ESITO VOTAZIONE

Oggetto : **Nomina del Presidente del CdA**

**Hanno partecipato alla votazione:**

-n° 2.743 azionisti,

portatori di n° 5.976.113.829 azioni ordinarie, tutte ammesse al voto,

pari al 58,781371% del capitale sociale.

**Hanno votato:**

		% su Azioni Ordinarie Ammesse al voto
Favorevoli	5.669.192.746	94,864203
Contrari	245.179.705	4,102661
SubTotale	<u>5.914.372.451</u>	98,966864
Astenuti	15.732.471	0,263256
Non Votanti	46.008.907	0,769880
SubTotale	<u>61.741.378</u>	1,033136
<b>Totale</b>	<u><b>5.976.113.829</b></u>	<b>100,000000</b>

Ai sensi dell'art. 135-undecies del TUF **non sono computate** ai fini del calcolo della maggioranza e del capitale richiesto per l'approvazione della delibera numero 0 azioni pari al **0,000000%** delle azioni rappresentate in aula.



LISTA ESITO DELLE VOTAZIONE  
 Oggetto: Nomina del Presidente del CdA

CONTRARI

Badge	Ragione Sociale	Proprio	Delega	Totale
6962	RICCI MARIO	45.073	0	45.073
6984	AGOSTINI ANTONIO	0	0	0
**D	HSBC MANAGED STABLE GROWTH FUND	0	1.774	1.774
**D	HSBC MANAGED STABLE FUND	0	5.933	5.933
**D	HSBC MANAGED GROWTH FUND	0	33.161	33.161
**D	HSBC MANAGED BALANCED FUND	0	19.948	19.948
**D	REGARD ACTIONS EURO	0	1.337.292	1.337.292
**D	REGARD ACTIONS DEVELOPEMENT DURABLE	0	500.000	500.000
**D	CANDRIAM BELGIUM MANDAT FRR	0	5.270.011	5.270.011
**D	ALLIANZ GLOBAL INVESTORS FRANCE	0	411.103	411.103
**D	WHOLESALE UNIT TRUST GLOBAL SHARES F 3	0	82.647	82.647
**D	SAS TRUSTEE CORPORATION	0	571.909	571.909
**D	MASTER TRUST BANK OF JAPAN, LTD. PENSION	0	9.676.019	9.676.019
**D	BOILERMAKERS NATIONAL ANNUITY TRUST	0	79.378	79.378
**D	VERMONT PENSION INVESTMENT COMMITTEE	0	762.716	762.716
**D	REGIME DE RETRAITE DE L'UNIVER DU QUEBEC	0	182.066	182.066
**D	THE BOMBARDIER TRUST (UK)	0	120.322	120.322
**D	BOMBARDIER TRUST(CANADA) GLOBAL EQUIT FU	0	171.679	171.679
**D	FONDS DE SOLIDARITE DES TRAV.QUEBEC FTQ	0	153.447	153.447
**D	FONDS COMMUN REG RETRAITE UNIVERSIT LAV	0	45.310	45.310
**D	HEXAVEST EUROPE FUND	0	2.255.514	2.255.514
**D	HEXAVEST EUROPAC FUND	0	94.130	94.130
**D	REG RETR EMPL MANUELS VILLE MONTREAL	0	230.393	230.393
**D	CIDEL BANK & TRUST INC AS TRUSTEE	0	35.645	35.645
**D	THE PENS PL OF THE UNITED CHURCH OF CAN	0	167.800	167.800
**D	FTSE ALL WORLD INDEX FUND	0	494.560	494.560
**D	REASSURE LIMITED	0	269.678	269.678
**D	HSBC EUROPEAN INDEX FUND	0	1.476.059	1.476.059
**D	HSBC INSTITUTIONAL TRUST SERVICES	0	343.554	343.554
**D	HSBC ETFs PLC	0	455.762	455.762
**D	HSBC GLOBAL INVESTMENT FUNDS	0	79.903	79.903
**D	HSBC EUROPEAN GROWTH FUND	0	1.320.817	1.320.817
**D	HSBC BALANCED FUND	0	187.646	187.646
**D	SRSF PARAMETRIC DELTA SHIFT	0	1.888	1.888
**D	AB FOODS HEXAVEST	0	172.333	172.333
**D	FPCF SSGA MSCI WORLD EXUS	0	107.643	107.643
**D	FPCF ALLIANZ BEST STYLES	0	105.839	105.839
**D	FPCF SSGA EDHEC	0	9.995	9.995
**D	NBK HSBC EQ 2	0	550.941	550.941
**D	RZSF1501 GLOBAL EQ HEXAVEST	0	183.043	183.043
**D	ACN HEWITT COLLECTIVE INVESTMENT TRUST	0	98.460	98.460
**D	LOUISIANA STATE ERS MSCI EXUS INDEX	0	856.412	856.412
**D	LOUISIANA STATE ERS MONDRIAN LG CAP	0	1.207.600	1.207.600

644

Azionisti:

Azionisti in proprio:

79

Teste:

Azionisti in delega:

Pagina 1

2

78

LISTA ESITO DELLE VOTAZIONE  
 Oggetto: Nomina del Presidente del Cda

CONTRARI

Badge	Ragione Sociale	Proprio	Delega	Totale
**D	LOUISIANA STATE ERS TERROR FREE INT	0	34.209	34.209
**D	METROPOLITAN WATER RECLAMATION DISTRICT RETIREMENT FUND	0	121.966	121.966
**D	THE STATE OF CONNECTICUT ACTINGTHROUGH ITS TREASURER	0	1.747.825	1.747.825
**D	MLC INVESTMENTS, MLC LIMITED	0	30.786	30.786
**D	GOVERNMENT OF NORWAY	0	161.120.902	161.120.902
**D	COLONIAL FIRST STATE	0	439.120	439.120
**D	EATON VANCE INTERNATIONAL (IRELAND)	0	14.000	14.000
**D	STICHTING MN SERVICES AANDELENFONDS EUROPA	0	728.995	728.995
**D	STICHTING PENSIOENFONDS METAAL	0	3.040.245	3.040.245
**D	STICHTING PENSIOENFONDS METAAL EN T MN SERVICES	0	385.656	385.656
**D	NORGES BANK	0	4.236.177	4.236.177
**D	UAW RETIREE MEDICAL BENEFITS TRUST	0	4.131.639	4.131.639
**D	DESJARDINS CANADIAN BALANCED FUND	0	42.627	42.627
**D	EATON VANCE HEXAVEST GLOBAL EQUITY FUND	0	65.700	65.700
**D	EATON VANCE HEXAVEST INTERNATIONAL EQUITY FUND	0	15.983	15.983
**D	HEXAVEST EAFE EQUITY FUND	0	660.938	660.938
**D	HEXAVEST ACWI EQUITY FUND	0	49.740	49.740
**D	HEXAVEST WORLD EQUITY FUND	0	579.381	579.381
**D	MGI FUNDS PLC	0	161.181	161.181
**D	MERCER GLOBAL EQUITY FUND	0	180.695	180.695
**D	LOCKHEED MARTIN CORP DEFINED CONTRIBUTION PLAN MASTER TRUST	0	318.523	318.523
**D	GOVERNMENT OF THE PROVINCE OF ALBERTA	0	7.145.000	7.145.000
**D	CALIFORNIA STATE TEACHERS RETIREMENT SYSTEM	0	24.386.496	24.386.496
**D	GOLDMAN SACHS FUNDS II	0	73.786	73.786
**D	EATON VANCE (AUSTRALIA) HEXAVEST ALL-COUNTRY GL EQUITY FUND	0	87.455	87.455
**D	BANK OF BOTSWANA	0	62.320	62.320
**D	CHEVRON MASTER PENSION TRUST	0	151.255	151.255
**D	CHEVRON UK PENSION PLAN	0	96.724	96.724
**D	INTERVENTURE EQUITY INVESTMENTS LIMITED	0	118.551	118.551
**D	MASTER TR AGREE BETWEEN PFIZER INC AND THE NORTHERN TR CO	0	255.134	255.134
**D	LOCKHEED MARTIN CORPORATION MASTER RETIREMENT TRUST	0	237.083	237.083
**D	HSEC EUROPEAN FUND	0	143.345	143.345
**D	HSEC INTERNATIONAL EQUITY POOLED FUND	0	502.741	502.741
**D	HSEC INTERNATIONAL EQUITY POOLED FUND	0	3.404.319	3.404.319
**D	HSEC UCITS COMMON CONTRACTUAL FUND	0	35.660	35.660
**D	THE ROYAL INST FOR THE ADVANCEMENT OF LEARNING MCGILL UNIVERSITY	0	105.681	105.681
**D	MCGILL UNIVERSITY PENSION FUND	0	92.464	92.464
<b>Totale voti</b>				245.179.705
<b>Percentuale votanti %</b>				4,102661
<b>Percentuale Capitale %</b>				2,411601

645

Assemblea Ordinaria del 04 maggio 2017

LISTA ESITO DELLE VOTAZIONE  
 Oggetto: Nomina del Presidente del CdA

## ASTENUTI

Badge	Ragione Sociale	Proprio	Delega	Totale
6984	AGOSTINI ANTONIO	0	0	0
**D	CHALLENGE FUNDS CHALLENGE ITALIAN EQUITY	0	4.000.000	4.000.000
**D	CHALLENGE FUNDS	0	1.633.531	1.633.531
**D	MEDIOLANUM SPEC SICAV-SIF EQUITY INCOME	0	75.000	75.000
**D	ROYAL BANK OF CANADA (CHANNELL ISLANDS) LIMITED	0	8.988	8.988
**D	AVIVA LIFE & PENSIONS UK LIMITED	0	1.040.358	1.040.358
**D	AVIVA LIFE AND PENSIONS UK LIMITED	0	3.512.672	3.512.672
**D	FRIENDS LIFE LIMITED	0	1.680.741	1.680.741
**D	FRIENDS LIFE AND PENSIONS LIMITED	0	122.121	122.121
**D	FONDO GESTIELLE OBIETTIVO ITALIA DI ALETTI GESTIELLE S.G.R.	0	1.650.000	1.650.000
**D	GESTIELLE CEDOLA ITALY OPPORTUNITY DI ALETTI GESTIELLE SGR	0	850.000	850.000
**D	FONDO GESTIELLE PROFILIO CEDOLA DI ALETTI GESTIELLE SGR SPA	0	330.000	330.000
**D	FONDO GESTIELLE OBIETTIVO EUROPA DI ALETTI GESTIELLE S.G.R.	0	200.000	200.000
**D	FONDO GESTIELLE OBIETTIVO INTERNAZIONALE DI ALETTI GESTIELLE	0	200.000	200.000
**D	ARROWGRASS MASTER FUND LTD C/O ARROWGRASS CAPITAL PARTNERS LLP	0	228.757	228.757
**D	AVIVA INVESTORS INTERNATIONAL INDEX TRACKING FUND	0	200.303	200.303

Totale voti 15.732.471  
 Percentuale votanti % 0,263256  
 Percentuale Capitale % 0,154745

646



Azionisti: 15  
 Azionisti in proprio: 0  
 Azionisti in delega: 15

Teste: 1  
 15

Assemblea Ordinaria del 04 maggio 2017

LISTA ESITO DELLE VOTAZIONE  
 Oggetto: Nomina del Presidente del CdA

## NON VOTANTI

Badge	Ragione Sociale	Proprio	Delega	Totale
6984	AGOSTINI ANTONIO	0	0	0
**D	ARCA FONDI SGR - FONDO ARCA AZIONI ITALIA	0	9.590.000	9.590.000
**D	JSS INVESTMENTFONDS	0	1.756.565	1.756.565
**D	KAIROS INTERNATIONAL SICAV - ITALIA	0	2.500.000	2.500.000
**D	KAIROS INTERNATIONAL SICAV - TARGET ITALY ALPHA	0	500.000	500.000
**D	KAIROS INTERNATIONAL SICAV - RISORGIMENTO	0	1.500.000	1.500.000
**D	FIDEURAM ASSET MANAGEMENT (IRELAND) FONDITALIA EQUITY ITALY	0	11.808.000	11.808.000
**D	FIDEURAM ASSET MANAGEMENT (IRELAND) FIDEURAM FUND EQUITY ITALY	0	590.000	590.000
**D	INTERFUND SICAV INTERFUND EQUITY ITALY	0	5.468.000	5.468.000
**D	ERSEL ASSET MANAGEMENT SGR S.P.A. - FONDERSEL PMI	0	300.000	300.000
**D	MEDIOBANUM GESTIONE FONDI SGR S.P.A. - FLESSIBILE ITALIA	0	7.000.000	7.000.000
**D	FIDEURAM INVESTIMENTI SGR S.P.A. - FIDEURAM ITALIA	0	368.000	368.000
**D	EIS - MULTIASSET RISK OVERLAY	0	44.735	44.735
**D	EPF - ENHANCED CONSTANT RISK CONTRIBUTION	0	38.190	38.190
**D	EPF - EQUITY ITALY	0	992.004	992.004
**D	EPF - EURO Q-EQUITY	0	126.860	126.860
**D	EPF - Q-FLEXIBLE	0	566.071	566.071
**D	ROSSINI - AZIONARIO EURO	0	4.020	4.020
**D	ROSSINI - BILANCIATO	0	1.198	1.198
**D	EUF - EQUITY EUROPE LIE	0	691.200	691.200
**D	EUF - EQUITY EURO LTE	0	256.865	256.865
**D	EUF - EQUITY ITALY SMART VOLATILITY	0	526.571	526.571
**D	ISE - VALORE CEDOLA GLOBALE - 02/2015	0	251.776	251.776
**D	ISE - VALORE CEDOLA GLOBALE - 04/2015	0	107.388	107.388
**D	ISE - GLOBAL DYNAMIC MULTITRENDER - 06/2015	0	52.847	52.847
**D	ISE - VALORE CEDOLA GLOBALE - 07/2015	0	60.968	60.968
**D	ISE - VALORE CEDOLA GLOBALE - 09/2015	0	61.099	61.099
**D	ISE - GLOBAL INCOME MULTITRENDER - 09/2015	0	142.189	142.189
**D	ISE - MULTIASET CEDOLA GLOBALE - 12/2015	0	244.958	244.958
**D	ISE - DYNAMIC INCOME MULTITRENDER - 01/2016	0	31.663	31.663
**D	ISE - MULTIASET CEDOLA GLOBALE - 02/2016	0	263.643	263.643
**D	ISE - MULTIASET ABSOLUTE 3 ANNI - 04/2016	0	81.909	81.909
**D	ISE - MULTIASET ABSOLUTE 3 ANNI - 07/2016	0	70.151	70.151
**D	EPF - ABSOLUTE Q-MULTISTRATEGY	0	12.037	12.037
Totale voti			46.008.907	
Percentuale votanti %			0,769880	
Percentuale Capitale %			0,452546	

Azionisti: 33  
 Azionisti in proprio: 0  
 Teste: 1  
 Azionisti in delega: 33

Pagina 4

Assemblea Ordinaria del 04 maggio 2017

LISTA ESITO DELLE VOTAZIONI  
 Oggetto: Nomina del Presidente del CdA

## FAVOREVOLI

Badge	Ragione Sociale	Proprio	Delega	Totale
6055	NOTARFONZO ARNALDO	15.000	0	15.000
6118	CARDINALI LUIGI	0	0	0
DE*	CALLEANZA ASSICURAZIONI SPA	0	4.193.208	4.193.208
DE*	CAMGESTION	0	240.527	240.527
DE*	GENERALI ESPANA SA DE SEGUROS Y REASEGUROS	0	183.174	183.174
DE*	GENERALI ITALIA SPA	0	18.800.868	18.800.868
DE*	GENERELLIFESPA	0	3.687.859	3.687.859
6189	RINELLI DOMENICO	58.514	0	58.514
6371	MILITI VALTER	0	0	0
DE*	CASSA NAZIONALE DI PREVIDENZA E ASSISTENZA FORENSE	0	52.417.000	52.417.000
6417	DORI CARLO	350	0	350
6498	BASILE STEFANO	0	0	0
DE*	ENPAM	0	31.155.499	31.155.499
6506	A. DI G. E. IN PERSONA DI CARLO DE MASI	0	106.208	106.208
6545	COMPUTERSHARE SPA RAPPRESENTANTE DESIGNATO EX ART. 135 UNDECIES TUF NELLA PERSONA DI ENRICO MONICELLI	0	0	1.520
	1.520			
6561	PEDERSOLI LANFRANCO	6.000	0	6.000
6680	LEONETTI SALVATORE	10.445	0	10.445
6723	DI STEFANO STEFANO	0	0	0
DE*	MINISTERO DELL'ECONOMIA E DELLE FINANZE	0	2.397.856.331	2.397.856.331
6928	GRANATA ALFREDO	0	0	0
DE*	INARCASSA - CASSA NAZIONALE DI PREVIDENZA ED ASSISTENZA PER	0	18.435.640	18.435.640
6982	CHIURAZZI LUIGI	32.357	0	32.357
6984	AGOSTINI ANTONIO	0	0	0
**D	BLACKROCK INDEX SELECTION FUND	0	5.271.213	5.271.213
**D	ARK LIFE ASSURANCE COMPANY LIMITED	0	483.375	483.375
**D	FRANKLIN TEMPLETON INVESTMENT FUNDS	0	18.417.484	18.417.484
**D	JPMORGAN FUNDS	0	5.224.402	5.224.402
**D	JPMORGAN INVESTMENT FUNDS	0	48.800.638	48.800.638
**D	JPMORGAN FUNDS EUROPEAN BANK AND BUSINESS CENTRE	0	2.144.074	2.144.074
**D	SCHRODER INTERNATIONAL SELECTION FUND	0	5.868.319	5.868.319
**D	AOR UCITS FUNDS	0	129.622	129.622
**D	MORGAN STANLEY INVESTMENT FUNDS	0	1.990	1.990
**D	T. ROWE PRICE FUNDS SICAV	0	7.495	7.495
**D	CAPITAL GROWTH FUND ABSOLUTE INCOME GROW	0	303.041	303.041
**D	CAPITAL INTERNATIONAL FUND	0	147.008	147.008
**D	BAYERNINVEST KAPITALVERWALTUNGSGESELLSCHAFT	0	44.300	44.300
**D	INVESTMENT PRIVATFONDS GMBH	0	674.481	674.481
**D	CBRE CLARION FUNDS ALCEDA FUND MANAGEMENT	0	48.006	48.006
**D	BAYERNINVEST KAPITALVERWALTUNGSGESELLSCHAFT	0	157.202	157.202
**D	DKB EUROPA FONDS	0	111.488	111.488
**D	STAR FUND	0	5.000.000	5.000.000
**D	BAYERNINVEST KAPITALVERWALTUNGSGESELLSCHAFT MBH	0	1.170.109	1.170.109

Azionisti:

Azionisti in proprio:

Teste:

2616  
 6 Azionisti in delega.

14

2610

Pagina 5

648

LISTA ESITO DELLE VOTAZIONE  
Oggetto: Nomina del Presidente del CdA

## FAVOREVOLI

Badge	Ragione Sociale	Proprio	Delega	Totale
**D	BAYERNINVEST KVG MBH	0	5.161.684	5.161.684
**D	NM5 WIEQ BRF ACCOUNT	0	140.700	140.700
**D	WIF- EUROPE OPPORTUNITIES	0	182.100	182.100
**D	NM5 GIEP BRI ACCOUNT	0	417.864	417.864
**D	WORLDVIEW INVESTMENT FUND EUROPE CORE EQUITY FUND	0	342.000	342.000
**D	GENERALI INVESTMENTS EUROPE SEA SGR	0	2.806.218	2.806.218
**D	GENERALI INVESTMENTS LUXEMBURG S.A.	0	2.895.103	2.895.103
**D	DPAM EQUITIES I	0	700.000	700.000
**D	MERRILL LYNCH PROFESSIONAL CLEARING CORP	0	6.139.937	6.139.937
**D	MERRILL LYNCH INTERNATIONAL	0	1.745.281	1.745.281
**D	SONDERVERMOGEN ALLIANZGI-FONDS DHCO	0	28.772	28.772
**D	SONDERVERMOGEN ALLIANZGI-FONDS DEW-CO	0	38.638	38.638
**D	SONDERVERMOGEN ALLIANZGI-FONDS VBE	0	367.106	367.106
**D	ALLIANZ GLR EQ EU RCM BEST STYLES	0	422.734	422.734
**D	ALLIANZ CGI EQ BEST STYLES	0	1.103.686	1.103.686
**D	SONDERVERMOGEN ALLIANZGI-FONDS DSW-CO	0	47.044	47.044
**D	SONDERVERMOGEN ALLIANZGI-FONDS DSW-DREDFONDS	0	6.824	6.824
**D	GMO TAX-MANAGED INTERNATIONAL EQUITIES F	0	132.123	132.123
**D	GMO ALPHA ONLY FUND	0	48.045	48.045
**D	GMO INTERNATIONAL EQUITY FUND	0	6.787.484	6.787.484
**D	VANGUARD EUROPEAN STOCK INDEX FUND	0	13.744.879	13.744.879
**D	VANGUARD DEVELOPED MARKETS INDEX FUND	0	34.749.743	34.749.743
**D	SEI INST INVEST TRUST WORLD EQ EX-US FUN	0	1.686.620	1.686.620
**D	JTSB STB DAIWA STOCK INDEX FUND 9807	0	178.334	178.334
**D	GMO INTERNATIONAL LARGE/MID CAP EQUITY F	0	1.463	1.463
**D	JAPAN TRUSTEE SERVICES BANK LTD	0	41.093	41.093
**D	JAPAN TRUSTEE SERVICES BANK LTD	0	180.000	180.000
**D	JAPAN TRUSTEE SERVICES BANK LTD	0	36.642	36.642
**D	THE MASTER TRUST BANK OF JAPAN LTD	0	5.274	5.274
**D	THE MASTER TRUST BANK OF JAPAN LTD	0	15.504	15.504
**D	JAPAN TRUSTEE SERVICES BANK LTD	0	4.000	4.000
**D	FIDELITY FUNDS SICAV	0	826.652	826.652
**D	NN (L)	0	12.177.875	12.177.875
**D	NN (L) LIQUID	0	2.233.213	2.233.213
**D	ING DIRECT	0	559.731	559.731
**D	GIM TOKYO FD	0	424.076	424.076
**D	GIM SPECIALIST INVESTMENT FUNDS	0	4.134.121	4.134.121
**D	JAPAN TRUSTEE SERVICES BANK LTD	0	90.000	90.000
**D	JAPAN TRUSTEE SERVICES BANK LTD	0	24.000	24.000
**D	JAPAN TRUSTEE SERVICES BANK LTD	0	37.700	37.700
**D	JAPAN TRUSTEE SERVICES BANK LTD	0	41.860	41.860
**D	SEI INST INV TRUST SCREENED WORLD EQ EX	0	209.109	209.109
**D	THE MASTER TRUST BANK OF JAPAN LTD	0	1.702.137	1.702.137
**D	VANGUARD TOTAL WORLD STOCK INDEX FUND	0		

Azionisti:  
Azionisti in proprio:

14  
2610

Pagina 6

14  
2610

2616 Teste:  
6 Azionisti in delega:

LISTA ESITO DELLE VOTAZIONE  
Oggetto: Nomina del Presidente del Cda

FAVOREVOLI

Badge	Ragione Sociale	Proprio	Delega	Totale
**D	PZENA VALUE FUNDS PL	0	520.838	520.838
**D	THE MASTER TRUST BANK OF JAPAN LTD	0	44.180	44.180
**D	THE MASTER TRUST BANK OF JAPAN LTD	0	12.430	12.430
**D	SEI INSTITUTIONAL INTERN TRUST INTERNATI	0	985.553	985.553
**D	VANGUARD FTSE ALL-WORLD EX US INDEX FUND	0	11.368.310	11.368.310
**D	GMO FUNDS PLC	0	622.356	622.356
**D	ICBC-CCBPAM GLOBAL OPPORTUNITY	0	8.430	8.430
**D	JAPAN TRUSTEE SERVICES BANK LTD	0	269.262	269.262
**D	FIRST TRUST EUROPE ALPHADEX FUND	0	206.615	206.615
**D	THE MASTER TRUST BANK OF JAPAN LTD	0	256.884	256.884
**D	JAPAN TRUSTEE SERVICES BANK LTD	0	39.202	39.202
**D	FIDELITY SAL ST SPARTAN GLOBAL EX US IN	0	994.309	994.309
**D	VANGUARD FUNDS PLC	0	1.883.762	1.883.762
**D	MACQUARIE GLOBAL LISTED INFRASTRUCTURE C	0	265.015	265.015
**D	ALLIANZGI NEU INTERNATIONAL VALUE CIT	0	59.723	59.723
**D	SEI INSTITUTIONAL MANAGED TRUST MULTI-AS	0	67.914	67.914
**D	VANGUARD INVESTMENT SERIES, PLC	0	11.222.239	11.222.239
**D	FIDELITY SAL ST T SPARTAN TOTAL INT IN F	0	90.769	90.769
**D	THE MASTER TRUST BANK OF JAPAN LTD	0	157.848	157.848
**D	SEI INSTITUTIONAL MANAGED TRUST-TAX-MANAGED INTERNATIONAL MANAGED	0	214.945	214.945
**D	THE MASTER TRUST BANK OF JAPAN LTD	0	15.450	15.450
**D	WELLI TRUS NAT ASSOC COMMON TRUST FUNDS	0	88.159	88.159
**D	WELL TRCO NA MULTI. COLLECT. INV FUND	0	12.665	12.665
**D	INTERNATIONAL MULTI-ASSET DIVERSIFIED IN	0	20.884	20.884
**D	PIMCO FUNDS GLOBAL INVESTORS SERIES PLC	0	273.102	273.102
**D	SCHRODER INTERNATIONAL MULTI-CAP EQ	0	186.003	186.003
**D	THE MASTER TRUST BANK OF JAPAN LTD	0	132.393	132.393
**D	ADVISOR MANAGED TRUST - TACTICAL OFFENSI	0	235.342	235.342
**D	FIRST TRUST EUROZONE ALPHADEX ETF	0	9.895	9.895
**D	DEUTSCHE EUROPEAN EQUITY FUND	0	82.230	82.230
**D	THE ADV INNER C CORNERST.AD.GL.PUB.EQ. F	0	74.227	74.227
**D	THE ADVISORS' INNER CIRCLE FUND CORNER	0	145.776	145.776
**D	GLOBAL X SCIENTIFIC BEVA EUROPE ETF	0	6.180	6.180
**D	FIRST TRUST DYNAMIC EUROPE EQUITY INCOME	0	2.606.133	2.606.133
**D	PANAGORA RISK PARITY M.A.C.FD	0	10.846	10.846
**D	FIRST TRUST RIVERFRONT DYNAMIC EUROPE ET	0	15.453	15.453
**D	FIRST TRUST RIVERFRONT DYN DEV INT ETF	0	32.672	32.672
**D	MONDRIAN ALL COUNTRIES WORLD EX-U.S	0	992.174	992.174
**D	BROWN BROTHERS HARRIMAN + CO, BOSTON CUSTODIAN FOR: THE ADVISORS' INNER CIRCLE III / PINEBRIDGE DYNAMIC ASSET ALLOCATION	0	0	0
	48.473	48.473		
**D	BBHBS/GALLERY TR-MONDRIA	0	2.726.913	2.726.913
**D	BEST INVESTMENT CORPORATION	0	72.138	72.138
**D	HSBC LIFE (INTERNATIONAL) LIMITED	0	351.693	351.693

Azionisti in proprio: 2616  
Azionisti in delega: 6

Teste: 14  
2610

Pagina 7

650

Assemblea Ordinaria del 04 maggio 2017

LISTA ESITO DELLE VOTAZIONE  
 Oggetto: Nomina del Presidente del Cda

## FAVOREVOLI

Badge	Ragione Sociale	Proprio	Delega	Totale
**D	HSBC GROUP HONG KONG LOCAL STAFF RETIREMENT BENEFIT SCHEME	0	29.640	29.640
**D	HSBC GUARANTEED FUND	0	30.204	30.204
**D	ISHARES EURO STOXX 50 INDEX ETF	0	17.783	17.783
**D	SHENPP EURO INDEX SECURITY MASTER INVEST	0	41.542	41.542
**D	JPMORGAN MULTI INCOME FUND	0	526.223	526.223
**D	ALLIANZ CHOICE BEST STYLE EUR.FUND	0	81.786	81.786
**D	JPMORGAN EUROPE STRATEGIC DIVIDEND FUND	0	23.752	23.752
**D	CARDIF ASSURANCE VIE	0	7.248.453	7.248.453
**D	CARDIF ASSURANCE RISQUES DIVERS	0	172.000	172.000
**D	NADAUD	0	51.263	51.263
**D	KEMPEN EUROPEAN HIGH DIVIDEND FUND N.V.	0	7.035.100	7.035.100
**D	FCP SAINT MARTIN N1	0	479.874	479.874
**D	FCP CNP ACTIONS EM	0	565.356	565.356
**D	FCP IDR ACTIONS EURO	0	154.000	154.000
**D	FCP UBS F EURO OPPORT UNCON PEA EUR	0	72.091	72.091
**D	MUTATION I1	0	858.280	858.280
**D	SODIUM 1	0	418.594	418.594
**D	FCP CALCIUM QUANT	0	289.528	289.528
**D	SICAV UBS F OPP MONDE 10	0	14.950	14.950
**D	CARDIF LUX VIE	0	202.300	202.300
**D	HENDERSON INVESTMENT FUND OEIC	0	2.977.299	2.977.299
**D	HENDERSON INSTIIT EUROP INDEX OPP FUND	0	737.916	737.916
**D	WITAN INVESTMENT TRUST PLC	0	889.350	889.350
**D	ANIMA SGR SPA	0	1.140.000	1.140.000
**D	ANIMA SGR SPA	0	2.289.711	2.289.711
**D	ANIMA SGR SPA	0	2.381.365	2.381.365
**D	ANIMA SGR SPA	0	7.418.059	7.418.059
**D	ANIMA SGR SPA	0	1.296.246	1.296.246
**D	ANIMA SGR SPA	0	958.265	958.265
**D	ANIMA SGR SPA	0	3.204.584	3.204.584
**D	ANIMA SGR SPA	0	4.308.250	4.308.250
**D	ANIMA SGR SPA	0	2.662.874	2.662.874
**D	ANIMA SGR SPA	0	1.399.825	1.399.825
**D	ANIMA SGR SPA	0	469.205	469.205
**D	ALLIANZGI FONDS BREMEN	0	298.300	298.300
**D	ALLIANZGI FONDS DPWS	0	176.721	176.721
**D	ALLIANZGI FONDS NASPA PENSIONSFONDS	0	26.942	26.942
**D	DILL COFONDS	0	44.007	44.007
**D	ALLIANZGI FONDS ZUBB	0	66.800	66.800
**D	ALLIANZGI FONDS WERT	0	13.744	13.744
**D	ALLIANZGI FONDS VEMK	0	7.200	7.200
**D	ALLIANZGI FONDS VBDK	0	28.475	28.475
**D		0	16.511	16.511

Pagina 8

14  
2610

Azionisti:  2616 Teste: 14  
 Azionisti in proprio:  2610 Azionisti in delega: 14

651





LISTA ESITO DELLE VOTAZIONE  
 Oggetto: Nomina del Presidente del Cda

## FAVOREVOLI

Badge	Regione Sociale	Proprio	Delega	Totale
**D	ALLIANZGI FONDS REINVEST	0	22.065	22.065
**D	ALLIANZGI FONDS PUK	0	5.578	5.578
**D	ALLIANZGI FONDS PFD	0	15.583	15.583
**D	ALLIANZGI FONDS OJU	0	15.086	15.086
**D	ALLIANZGI FONDS INDU	0	23.073	23.073
**D	ALLIANZGI FONDS GANO 2	0	49.513	49.513
**D	ALLIANZGI FONDS GANO	0	9.727	9.727
**D	ALLIANZGI FONDS FIB	0	58.100	58.100
**D	ALLIANZGI FONDS AVP	0	3.787	3.787
**D	ALLIANZGI FONDS ALPEN	0	22.915	22.915
**D	DBI FONDS ACU K	0	419.982	419.982
**D	ALLIANZGI FONDS ZDD3	0	76.963	76.963
**D	ALLIANZGI FONDS VSF	0	14.303	14.303
**D	ALLIANZGI FONDS ABE	0	3.695	3.695
**D	ALLIANZGI FONDS APNIESA	0	685.388	685.388
**D	ALLIANZGI FONDS FEV	0	67.637	67.637
**D	DEAM FONDS EDV 1	0	40.599	40.599
**D	ALLIANZ GI FONDS RANW II	0	146.566	146.566
**D	ALLIANZGI FONDS PENSIONS	0	72.345	72.345
**D	CBP GROWTH	0	390.146	390.146
**D	ALLIANZGI FONDS PFALCO	0	154.690	154.690
**D	ALLIANZGI FONDS NBP	0	26.108	26.108
**D	ALLIANZGI FONDS ARVN	0	1.203.981	1.203.981
**D	ALLIANZGI FONDS AESAN	0	44.670	44.670
**D	ALLIANZGI FONDS AMEV	0	30.769	30.769
**D	ALLIANZGI FONDS DREDOK	0	105.875	105.875
**D	ALLIANZGI FONDS PSDN	0	93.400	93.400
**D	ALLIANZGI SVKK	0	10.252	10.252
**D	ALLIANZGI FONDS TOSCA	0	111.737	111.737
**D	FONDIS	0	220.685	220.685
**D	CONVEST 21 VL	0	239.340	239.340
**D	ALLIANZ STRATEGIEFONDS WACHSTUM PLUS	0	834.893	834.893
**D	ALLIANZGI FONDS AFE	0	237.209	237.209
**D	ALLIANZGI FONDS PF2	0	379.613	379.613
**D	ALLIANZGI FONDS FTW2	0	1.013.686	1.013.686
**D	ALLIANZGI FONDS PFI	0	291.910	291.910
**D	ALLIANZGI FONDS HEUST	0	26.400	26.400
**D	ALLIANZGI FONDS MASTER DRT	0	123.521	123.521
**D	ALLIANZGI FOND AMMERLAND	0	170.429	170.429
**D	ALLIANZGI FONDS GEW	0	4.974	4.974
**D	ALLIANZGI FONDS TIBUR	0	24.225	24.225
**D	ALLIANZGI FONDS MAV	0	25.196	25.196
**D	ALLIANZGI FONDS DUNHILL	0	41.075	41.075

Azionisti: 2616 Teste: 14  
 Azionisti in proprio: 0 Azionisti in delega: 2610

LISTA ESITO DELLE VOTAZIONE  
 Oggetto: Nomina del Presidente del Cda

## FAVOREVOLI

Badge	Ragione Sociale	Proprio	Delega	Totale
**D	ALLIANZGI FONDS VSBW	0	195.587	195.587
**D	ALLIANZGI FONDS TOB	0	22.292	22.292
**D	ALLIANZGI FONDS PGD	0	96.298	96.298
**D	ALLIANZGI FONDS INP	0	72.561	72.561
**D	ALLIANZGI FONDS USES	0	13.205	13.205
**D	ALLIANZGI FONDS RBB	0	163.536	163.536
**D	ALLIANZGI FONDS BFKW	0	21.933	21.933
**D	DBI FONDS EKIBB	0	116.834	116.834
**D	ALLIANZGI FONDS ACK	0	58.710	58.710
**D	KREBSHILFE 2 FONDS	0	6.178	6.178
**D	ALLIANZGI FONDS DBS	0	24.879	24.879
**D	ALLIANZGI FONDS ESMT	0	4.730	4.730
**D	ALLIANZGI FONDS CAESAR	0	10.047	10.047
**D	ALLIANZGI FONDS PAK	0	11.989	11.989
**D	ALLIANZGI FONDS STIFTUNGSFONDS WISSENSCH	0	32.956	32.956
**D	ALLIANZGI FONDS AKTIEN EUROPA	0	238.000	238.000
**D	DEKA MASTER HAER I	0	885.752	885.752
**D	DEAM FONDS ROCK	0	428.903	428.903
**D	BAYVK A4 FONDS	0	124.211	124.211
**D	BAYVK A1 FONDS	0	3.577.979	3.577.979
**D	ALLIANZ GLOBAL INVESTORS EUROPE	0	880.446	880.446
**D	UNIVERSAL-CAV	0	201.456	201.456
**D	UNIVERSAL-OCO	0	30.619	30.619
**D	FONDACO SIF	0	202.100	202.100
**D	HENDERSON HORIZON FUND SICAV	0	38.356	38.356
**D	STANDARD LIFE WEALTH INTERNATIONAL	0	11.000	11.000
**D	STANDARD LIFE INVESTMENTS	0	200.445	200.445
**D	MULTI SERIES WHOLESALER INTER EQUITIES TR	0	108.541	108.541
**D	AMP CAPITAL SPECIALIST INTERNATIONAL SHA	0	37.511	37.511
**D	FD INTERNATIONAL SHARE FUND 1	0	48.904	48.904
**D	WHOLESALER UNIT TRUST MSCI GLOB INDEX SHS	0	68.341	68.341
**D	AVSUPER FUND	0	35.486	35.486
**D	HENDERSON GLOBAL EQUITY INCOME FUND	0	17.327.773	17.327.773
**D	BARROW HANLEY GLOBAL EQUITY TRUST	0	99.000	99.000
**D	IPAC SPEC INV STR INT SHARE STR NO 9	0	229.182	229.182
**D	IPAC SPEC INV STR INT SHARE STR NO 9	0	1.125.381	1.125.381
**D	WHOLESALER GLOBAL EQUITY INDEX FUND	0	37.574	37.574
**D	AMP INT EQ IND FD HEDGED	0	1.043.631	1.043.631
**D	AMP CAP UNHEDGED GL SHS MULTI MAN FUND	0	343.416	343.416
**D	MULTIMIX WHOLESALER INT SHARES TRUST	0	220.225	220.225
**D	MULTIMIX WHOLESALER INT SHARES TRUST	0	132.200	132.200
**D	MERCER UNHEDGED OVERSEAS SHARES TRUST	0	170.800	170.800
**D	MERCER UNHEDGED OVERSEAS SHARES TRUST	0	118.436	118.436

Pagina 10

14  
2610

Azionisti: 2616 Teste: 14  
 Azionisti in proprio: 6 Azionisti in delega: 2610

653

LISTA ESITO DELLE VOTAZIONE  
 Oggetto: Nomina del Presidente del Cda

## FAVOREVOLI

Badge	Ragione Sociale	Proprio	Delega	Totale
**D	LEGALSUPER	0	140.324	140.324
**D	AUSTRALIAN CATHOLIC SUPERAN RETIREM FUND	0	60.046	60.046
**D	ENHANCED INDEX INTERNATIONAL SHARE FUND	0	2.142.963	2.142.963
**D	WHOLESALE UNIT TRUST GLOBAL SHS FUND 5	0	19.768	19.768
**D	TCORPIM INTERNAT SHARES (UNHEDGED) FU	0	798.880	798.880
**D	TCORPIM INTERNAT SHARES (UNHEDGED) FU	0	251.145	251.145
**D	TCORPIM INDEXED INT SHARE (UNHEDGED) F	0	85.795	85.795
**D	UNISUPER	0	94.227	94.227
**D	FCPE AREVA ACTIONS	0	202.345	202.345
**D	1327 FCP BQUE SCALBERT DUPONT	0	24.400	24.400
**D	FCP GALLON 130/30	0	26.735	26.735
**D	FCPE BARCLAYS DIVERIFIE ACTIONS	0	30.000	30.000
**D	FCPE COFACE	0	10.000	10.000
**D	FCP BAUD CIC	0	2.700	2.700
**D	1448 FCPE GE FACTOFRANCE	0	10.000	10.000
**D	STAUBLI 50 50 CREDIT MUTUEL FCPE	0	10.000	10.000
**D	STAUBLI 80 20 CREDIT MUTUEL FCPE	0	10.000	10.000
**D	FCP SCORE 2012	0	4.000	4.000
**D	FCP OFFENSIF AIR LIQUIDE EXPANS	0	30.780	30.780
**D	TARAVAO INVEST	0	20.000	20.000
**D	CAPACITY FONDS INSTITUTIONEL-ACTIONS ETRANGERES PIB	0	106.737	106.737
**D	PI CH-WORLD EX SWISS EQUITIES TRACKER US	0	764.529	764.529
**D	RAIFFEISEN INDEX FONDS	0	169.930	169.930
**D	PI CH - EUROPEAN EX SWISS EQUITIES	0	230.028	230.028
**D	BANQUE PICTET & CIE SA	0	425.416	425.416
**D	CAPACITY FONDS INSTITUTIONNEL ACTIONS ETRANGERES	0	49.804	49.804
**D	PGSF GLOBAL UTILITIES EQUITIES FUND	0	31.292.956	31.292.956
**D	PGSF GLOBAL HIGH YIELD UTILITIES EQUITIES FUND	0	167.636	167.636
**D	PGSF GLOBAL INCOME STOCK FUND	0	653.169	653.169
**D	PGSF GLOBAL UTILITIES EQUITIES CURRENCY HEDGE FUND	0	428.102	428.102
**D	PICTET-EUROPE INDEX	0	2.840.533	2.840.533
**D	SHINKO GLOBAL EQUITY INDEX MOTHER FUND	0	16.869	16.869
**D	DAIWA PAN EUROPEAN HIGH DIVIDEND YIELD STOCK MOTHER FUND	0	170.000	170.000
**D	NOMURA TRUST BANKING TRUSTEE NIKKO GLOBA	0	684.141	684.141
**D	DEFINED BENEFIT PP FOR CHUGOKU ELECT	0	107.966	107.966
**D	DL INTERNATIONAL RESEARCH OPEN MOTHER FD	0	53.030	53.030
**D	GIVI GLOBAL EQUITY FUND CLT AC	0	96.509	96.509
**D	ROBECO CAPITAL GROWTH FUNDS	0	1.785.229	1.785.229
**D	VONTOBEL FUND	0	1.778.814	1.778.814
**D	LGT MULTI MANAGER FUND	0	612.002	612.002
**D	UBI SICAV	0	114.924	114.924
**D	MACQUARIE - GLOBAL LISTED INFR FD	0	185.791	185.791
**D	BROOKFIELD GLOB.LIST.REAL EST.UC.FD	0	1.626.000	1.626.000

654

Assemblea Ordinaria del 04 maggio 2017

LISTA ESITO DELLE VOTAZIONI  
 Oggetto: Nomina del Presidente del CdA

## FAVOREVOLI

Badge	Ragione Sociale	Proprio	Delega	Totale
**D	QUAESTIO CAPITAL FUND	0	30.394	30.394
**D	CANDRIAM GF	0	16.239	16.239
**D	OFT MULTI SELECT	0	174.584	174.584
**D	KEMPEN INTERNATIONAL FUNDS	0	1.482.650	1.482.650
**D	BLACKROCK INSTITUTIONAL POOLED FUND PLC	0	293.481	293.481
**D	NFS LIMITED TRAFALGAR COURT LES BANQUES	0	1.003.844	1.003.844
**D	SHELL TRUST BERMUDA LTD AS TRUSTEE OF THE SHELL OVERSEAS CONTRIBUTORY PENSION FUND	0	54.177	54.177
**D	NFS LIMITED TRAFALGAR COURT LES BANQUES	0	575.022	575.022
**D	SHELL TRUST (BERMUDA) LIMITED AS TRUSTEE	0	45.199	45.199
**D	SHELL TRUST (BERMUDA) LTD AS TRUSTEE OF THE SHELL OVERSEAS C.P. FUND	0	289.579	289.579
**D	DEKA INVESTMENT GMBH RE DEKASPEZIAL	0	100.000	100.000
**D	DEKA INVESTMENT GMBH RE ARIDEKA	0	2.500.000	2.500.000
**D	DEKA INVEST GMBH RE DEKA-BAV-FONDS	0	250.407	250.407
**D	DEKA INVEST RE SIGMA PLUS KONSERVATIV	0	57.882	57.882
**D	DEKA INVEST - KOMMUNAL EUROLAND BALANCE	0	986.414	986.414
**D	DEKA INVESTMENT GMBH RE DEKA-BR 75	0	124.475	124.475
**D	DEKA INVESTMENT GMBH RE DEKA-BR 55	0	35.000	35.000
**D	DEKA INVESTMENT GMBH RE DEKA-BR 35	0	134.557	134.557
**D	DEKA INVEST RE DEKA-EUROLAND BALANCE	0	3.171.750	3.171.750
**D	DEKA INVEST RE DEKA-STIFTUNGEN BALANCE	0	429.616	429.616
**D	DEKA INVEST. RE DEKA-DIVIDENDDISCOUNT	0	32.000	32.000
**D	DEKA INVEST RE/DEKAFUTUR-ERTRAG	0	7.160	7.160
**D	DEKA INVEST RE/DEKAFUTUR-WACHSTUM	0	47.700	47.700
**D	DEKA INVESTMENT GMBH RE DEKAFUTUR-CHANCE	0	123.200	123.200
**D	DEKA INVESTMENT GMBH RE DEKA-BR 100	0	1.500.000	1.500.000
**D	DEKA INVESTMENT GMBH RE DEKA-BR 85	0	340.768	340.768
**D	DEKA INVESTMENT GMBH RE DEKA	0	900.000	900.000
**D	BEROLINARENT DEKA	0	28.500	28.500
**D	DEKA INVEST DIVIDENDSTRATEGIE CF A	0	4.842.000	4.842.000
**D	DEKA INVESTMENT GMBH RE DEKA EURO ISTOXX	0	1.002.521	1.002.521
**D	DEKA INVEST GMBH RE DEKA-PB DEFENSIV	0	41.345	41.345
**D	MAINFRANKEN WERTKONZEPT AUSGEWOGEN	0	17.000	17.000
**D	DEKA INVESTMENT GMBH DEKA MSCI EUROPE UC	0	275.789	275.789
**D	DEKA INVESTGMBH RE MSCI EUROPE LC UCITS	0	40.363	40.363
**D	DEKA BASISSTRATEGIE FLEXIBEL	0	31.870	31.870
**D	DEKA INVESTMENT GMBH RE DEKA-BASIS	0	30.000	30.000
**D	DEKA INVEST DEKA EURO STOXX 50 - UCITS	0	3.674.746	3.674.746
**D	DEKA INVESTMENT GMBH RE DEKA-DIVIDEND VA	0	122.500	122.500
**D	DEKA INVESTMENT GMBH RE DEKA-MULTIASSET INCOME	0	78.000	78.000
**D	H.E.S.T. AUSTRALIA LIMITED	0	2.776.522	2.776.522
**D	CONSTRUCTION AND BUILDING UNIONS SUPERAN	0	227.090	227.090
**D	QUEENSLAND LOCAL GOVERNMENT SUPERANNUATI	0	536.283	536.283
**D	SAS TRUSTEE CORPORATION	0	363.716	363.716

Azionisti:

Azionisti in proprio: 6

Azionisti in delega: 2616

Teste:

14

2610

Pagina 12

555

LISTA ESITO DELLE VOTAZIONE  
 Oggetto: Nomina del Presidente del Cda

## FAVOREVOLI

Badge	Ragione Sociale	Proprio	Delega	Totale
**D	SAS TRUSTEE CORPORATION	0	661.807	661.807
**D	UBS GLOBAL ASSET MANAGEMENT LIFE LTD	0	2.089.215	2.089.215
**D	THE BARCLAYS BANK UK RETIREMENT FUND	0	286.966	286.966
**D	GAMMA EMIRATES INVESTMENT L.I.C. EM	0	21.226	21.226
**D	IEM PERSONAL PENSION PLAN TRUST	0	700.140	700.140
**D	BELEGINGSFONDS BELCENA	0	174.800	174.800
**D	CHINA LIFE INSURANCE (GROUP) COMPANY	0	77.721	77.721
**D	TELSTRA SUPERANNUATION SCHEME	0	779.040	779.040
**D	VANGUARD INTERNATIONAL SHARE INDEX FUND	0	121.063	121.063
**D	BLACKROCK SCREEN WHOLE INDEXED INT EQ FD	0	14.053	14.053
**D	VANGUARD GLOBAL QUANTITATIVE EQUITY FUND	0	17.442	17.442
**D	VARIABLE PORTFOLIO - LAZARD INTERNATIONAL EQUITY ADVANTAGE FUND	0	871.774	871.774
**D	ANZ ETFs EURO STOXX 50 ETF	0	8.122	8.122
**D	BT SUSTAINABLE INTERNATIONAL SHARE FUND	0	52.278	52.278
**D	TELSTRA SUPERANNUATION SCHEME	0	1.129.925	1.129.925
**D	ACCIDENT COMPENSATION CORPORATION	0	564.196	564.196
**D	CHINA LIFE INSURANCE COMPANY LIMITED	0	594.300	594.300
**D	THE BARCLAYS BANK UK RETIREMENT FUND	0	159.128	159.128
**D	BANCO CENTRAL DE TIMOR EST	0	1.180.132	1.180.132
**D	CONNECTICUT GENERAL LIFE INSURANCE COMPA	0	85.824	85.824
**D	BANCO CENTRAL DE TIMOR-LESTE (BCTL)	0	494.870	494.870
**D	THE BOEING COMPANY EMPLOYEE RETIREMENT P	0	2.393.300	2.393.300
**D	JP MORGAN FUND ICVC- JPM GLOBAL MACRO OP	0	6.444.714	6.444.714
**D	BOMBARDIER TRUST U.S. MASTER TRUST	0	273.086	273.086
**D	RETIREMENT PLAN FOR EMPLOYEES OF AETNA I	0	780.300	780.300
**D	SCHRODER GLOBAL DYNAMIC BLEND FUND	0	190.930	190.930
**D	DEKA INVEST GMBH RE A-VSA-FONDS	0	48.396	48.396
**D	THE BOEING COMPANY EMPLOYEE RETIREMENT P	0	1.530.106	1.530.106
**D	BRUNEI SHELL RETIREMENT BENEFIT FUND	0	82.108	82.108
**D	DEKA INVESTMENT MBH RE PKBME	0	58.150	58.150
**D	DEKA MBH RE SPK-GOLDMUENZE-SARASIN	0	51.588	51.588
**D	HARTFORD LIFE INSURANCE COMPANY	0	278.385	278.385
**D	ROCKEFELLER & CO., INC	0	310.918	310.918
**D	CHINATRUST COMMERCIAL BANK LTD. AS	0	75.796	75.796
**D	SCHRODER GLOBAL ACTIVE VALUE FUND	0	64.608	64.608
**D	ALTRIA CLIENT SERVICES MASTER RETIREMENT TRUST	0	206.900	206.900
**D	AXA OFFSHORE MULTIMANAGER FUNDS TRUST -	0	5.390	5.390
**D	JPM CHASE BANK - PB - UK CORPORATIONS	0	80.179	80.179
**D	JPM MORGAN CHASE RETIREMENT PLAN	0	993.089	993.089
**D	SCHRODER GLOBAL ENHANCED INDEX FUND	0	1.360.781	1.360.781
**D	UNIVERSITY OF HONG KONG STAFF TERMINAL B	0	19.442	19.442
**D	JPMORGAN CHASE BANK N.A.	0	8.248	8.248
**D	JPMORGAN CHASE BANK N.A.	0	26.534	26.534

Azionisti:

Azionisti in proprio:

Teste:

Azionisti in delega:

Pagina 13

14  
2610

Assemblea Ordinaria del 04 maggio 2017

LISTA ESITO DELLE VOTAZIONE  
 Oggetto: Nomina del Presidente del Cda

## FAVOREVOLI

Badge	Ragione Sociale	Proprio	Delega	Totale
**D	JPMORGAN INTERNATIONAL VALUE FUND	0	2.970.145	2.970.145
**D	BLACKROCK FISSION INDEXED INTL EQUITY FD	0	206.321	206.321
**D	ANZ WHOLESale INTERN. SHARE NO. 1 FUND	0	22.888	22.888
**D	JPMORGAN INTERNATIONAL OPPORTUNITIES FUN	0	8.723.957	8.723.957
**D	BT INTERNATIONAL FUND	0	226.472	226.472
**D	BT EUROPEAN GROWTH FUND	0	257.884	257.884
**D	JPMORGAN INTREPID INTERNATIONAL FUND	0	3.332.148	3.332.148
**D	BT INSTITUTIONAL CORE GLOBAL SHARE SECTO	0	248.094	248.094
**D	QANTAS SUPERANNUATION PLAN	0	97.302	97.302
**D	MTBJ DAIDO LIFE FOREIGN EQUITY MOTHER FD	0	12.059	12.059
**D	BLACKROCK WHOLESale INDEXED INTERNATIONAL	0	542.834	542.834
**D	VANGUARD INTERNATIONAL SHARE INDEX FUND	0	2.040.574	2.040.574
**D	CAPITAL WORLD GROWTH & INCOME FUND INC	0	26.073.247	26.073.247
**D	THE INCOME FUND OF AMERICA INC	0	14.584.600	14.584.600
**D	AXA EQUITABLE LIFE INSURANCE CO	0	89.511	89.511
**D	BT INSTITUTIONAL INTERNATIONAL SHARE INT	0	670.718	670.718
**D	BT WHOLESale CORE HEDGED GLOBAL SHARE FU	0	32.123	32.123
**D	SUPER FUNDS MANAG CORP SOUTH AUSTRALIA	0	453.000	453.000
**D	COMMINGLED PENSTON TRUST FUND (INTREPID INTERNATIONAL) OF JPMORGAN CHASE BANK	0	1.263.892	1.263.892
**D	SUPERANNUATION FUNDS MANAGEMENT CORPORATION OF SOUTH AUSTRALIA	0	483.643	483.643
**D	AUSCOAL SUPERANNUATION FUND	0	329.300	329.300
**D	INTERNATIONAL GROWTH AND INCOME FUND	0	23.080.500	23.080.500
**D	BLACKROCK INTERNATIONAL ALPHA TILTS FUND	0	401.655	401.655
**D	CARBON AWARE INTERNATIONAL SHARES FUND	0	22.534	22.534
**D	WSP INTERNATIONAL EQUITIES TRUST	0	164.475	164.475
**D	BLACKROCK INDEXED ALL-COUNTRY EQUITY FUN	0	37.837	37.837
**D	ONEPATH GLOBAL SHARES LARGE CAP UNHEDGED	0	745.395	745.395
**D	EUROPACIFIC GROWTH FUND	0	78.250.000	78.250.000
**D	CAPITAL INCOME BUILDER INC	0	31.752.779	31.752.779
**D	ANZ WHOLESale INTERNATIONAL SHARE NO. 3	0	420.300	420.300
**D	UBS (US) GROUP TRUST	0	274.548	274.548
**D	OPTIMIX WHOLESale GLOBAL SHARE TRUST	0	202.600	202.600
**D	LUCRF PTY LTD FOR THE LABOUR UNION CO-O	0	52.429	52.429
**D	ADVANCE INTERNATIONAL SHARE INDEX FUND	0	399.318	399.318
**D	SUPERANNUATION FUNDS MANAGEMENT CORPORATION OF SOUTH AUSTRALIA	0	68.855	68.855
**D	JPMORGAN FUND II ICVC -- JPM BALANCED MAN	0	21.094	21.094
**D	UBS ASSET MANAGEMENT LIFE LTD	0	82.919	82.919
**D	WESTMINSTER ATF ARTEMIS GLOBAL GROWTH F	0	1.384.000	1.384.000
**D	JPM MULTI-ASSET INCOME FUND	0	103.197	103.197
**D	JPMORGAN FUND ICVC - JPM CAUTIOUS MANAG	0	626.321	626.321
**D	SOUTHERN COMPANY SYSTEM MASTER RETIREMEN	0	2.150.750	2.150.750
**D	ARMSTRONG WORLD INDUSTRIES INC MASTER TR	0	68.741	68.741
**D	RETIREMENT INCOME PLAN OF SAUDI ARABIAN	0	142.939	142.939

Azionisti:

Azionisti in proprio:

2616

6

Teste:

14

2610

Pagina 14

159

Assemblea Ordinaria del 04 maggio 2017

LISTA ESITO DELLE VOTAZIONE  
 Oggetto: Nomina del Presidente del CdA

## FAVOREVOLI

Badge	Regione Sociale	Proprio	Delega	Totale
**D	FLEXSHARES STOXX GLOBAL ESG IMPACT INDEX	0	2.348	2.348
**D	ASPIRANT RISK MANAGED GLOBAL EQUITY FUND	0	3.971	3.971
**D	MINISTRY OF STRATEGY AND FINANCE	0	29.883	29.883
**D	MINISTRY OF STRATEGY AND FINANCE	0	3.593.583	3.593.583
**D	RETIREMENT INCOME PLAN OF SAUDI ARABIAN OIL COMPANY	0	96.300	96.300
**D	RETIREMENT INCOME PLAN OF SAUDI ARABIAN OIL COMPANY	0	36.679	36.679
**D	JNL-S&P INTERNATIONAL 5 FUND	0	215.721	215.721
**D	SBC MASTER PENSION TRUST	0	470.433	470.433
**D	FLEXSHARES STOXX GLOBAL BROAD INFRASTRUC	0	3.228.860	3.228.860
**D	AQR FUNDS - AQR INTERNATIONAL MULTI-STYLE FUND CORPORATION SERVICE COMPANY	0	398.451	398.451
**D	T ROWE PRICE INTERNATIONAL EQUITY INDEX	0	274.482	274.482
**D	EQ ADVISORS TRUST: EQ/PUTNAM INTERNA	0	675.971	675.971
**D	JNL/BLACKROCK GLOBAL ALLOCATION FUND	0	1.451.111	1.451.111
**D	MFS UTILITIES FUND	0	24.723.312	24.723.312
**D	AQR FUNDS - AQR INTERNATIONAL DEFENSIVE EQUITY FUND CORPORATION SERVICE COMPANY	0	89.661	89.661
**D	SBC MASTER PENSION TRUST SBC MASTER PENSION TRUST 208	0	302.818	302.818
**D	NVIT INTERNATIONAL INDEX FUND	0	1.170.475	1.170.475
**D	FLEXSHARES MORNINGSTAR DEVELOPED MARKETS	0	333.385	333.385
**D	JNL/MELLON CAPITAL INTNL INDEX FUND	0	1.133.749	1.133.749
**D	EQ ADVISORS TST - ATM INTERNATIONAL MANA	0	850.658	850.658
**D	EQ ADVISORS TRUST - AXA TEMPLETON GLOBAL	0	95.215	95.215
**D	EQ ADVISORS TRUST-AXA GLOBAL EQ MANAGED	0	385.295	385.295
**D	NVIT MULTI-MANAGER INTERNATIONAL VALUE F	0	1.968.658	1.968.658
**D	EQ ADV. TRUST AXA INTL.CORE MANAGED VOLA	0	483.754	483.754
**D	AQR INTERNATIONAL EQUITY FUND	0	281.005	281.005
**D	AQR GLOBAL EQUITY FUND	0	57.379	57.379
**D	JNL/BROOKFIELD GLOBAL INFRASTRUCTURE FUND	0	2.218.200	2.218.200
**D	AQR FUNDS AQR TAX-MANAGED INTL MOMENTUM	0	9.323	9.323
**D	REYNOLDS AMERICAN DEFINED BENEFIT MASTER	0	396.800	396.800
**D	FUNDACAO CALOUSTE GULBENKIAN	0	206.497	206.497
**D	FIDELITY CENTRAL INVESTMENT PORTFOLIOS L	0	2.144.571	2.144.571
**D	GOLDMAN SACHS TRUST - GOLDMAN SACHS DYNAMIC ALLOCATION FUND	0	406.618	406.618
**D	GOLDMAN SACHS TRUST-G.S.INTL.TAX MANAGED	0	3.267.978	3.267.978
**D	GOLDMAN SACHS TRUST- GOLDMAN SACHS INTER	0	233.525	233.525
**D	GOLDMAN SACHS STRATEGIC INTERNATIONAL EQ	0	599.820	599.820
**D	PETERCAM B FUND	0	70.000	70.000
**D	THE MASTER TRUST BANK OF JAPAN LTD	0	9.812.150	9.812.150
**D	THE MASTER TRUST BANK OF JAPAN LTD	0	8.354.295	8.354.295
**D	THE MASTER TRUST BANK OF JAPAN, LTD AS TRUSTEE FOR MUTB400045796	0	9.952.576	9.952.576
**D	JPMORGAN LIFE LIMITED	0	84.259	84.259
**D	JPMORGAN LIFE LIMITED	0	30.140	30.140
**D	SANLAM LIFE AND PENSIONS UK LIMITED	0	342.714	342.714
**D	STICHTING SHELL PENSIOENFONDS	0	2.769.674	2.769.674

Azionisti:  
Azionisti in proprio: 2616Teste:  
6Azionisti in delega:  
2610

Pagina 15

899

LISTA ESITO DELLE VOTAZIONE  
Oggetto: Nomina del Presidente del CdA

## FAVOREVOLI

Badge	Ragione Sociale	Proprio	Delega	Totale
**D	SHELL PENSIONS TRUST LIMITED AS TRUSTEE OF SHELL CONTRIBUTORY PENSION FUND	0	1.572.238	1.572.238
**D	TFL PENSION FUND	0	2.710.456	2.710.456
**D	PLUMBING & MECHANICAL SERV (UK) INDUSTRY	0	26.588	26.588
**D	SOMERSET COUNTY COUNCIL PENSION FUND	0	220.482	220.482
**D	STICHTING ALGEMEEN PENSIOENFONDS PROVISU	0	101.800	101.800
**D	THE MASTER TRUST BANK OF JAPAN, LTD. AS TRUSTEE FOR MUTB400045792	0	8.402.055	8.402.055
**D	VANGUARD TOTAL INTERNATIONAL STOCK INDEX	0	93.434.868	93.434.868
**D	PRUDENTIAL LEGACY INSURANCE COMPANY OF N	0	546.993	546.993
**D	THE MASTER TRUST BANK OF JAPAN LTD	0	9.803.313	9.803.313
**D	VANGUARD FID COMPANY EUROPEAN STOCK INDE	0	430.918	430.918
**D	GOVERNMENT SUPERANNUATION FUND	0	1.482.312	1.482.312
**D	DEKA INVEST RE VSINVESTMENT GOCH-FONDS	0	150.000	150.000
**D	DEKA INVEST RE DEKA TRUST BALANCED-FONDS	0	170.929	170.929
**D	DEKA A-DIM-WETZLAR-FONDS	0	36.096	36.096
**D	DEKA A-DIM-WETZLAR-BALANCED-FONDS	0	27.900	27.900
**D	DEKA INVESTMENT GMBH RE SAPHIR-FONDS	0	21.100	21.100
**D	DEKA FUNDMASTER INVESTMENTGESELLSCHAFT M	0	17.913	17.913
**D	A-DOR-FONDS	0	79.227	79.227
**D	DEKA INVESTMENT GMBH RE DOHAMUN-FONDS DER IHK ZU DORTMUND	0	5.650	5.650
**D	DEKA INVESTMENT GMBH RE AWB-ES-FONDS	0	14.525	14.525
**D	DEKA INVEST GMBH DRUPA-FONDS	0	8.889	8.889
**D	DEKA INVESTMENT GMBH RE PFEUENDE INVEST	0	9.544	9.544
**D	DEKA INVESTMENT GMBH RE DBU SARASIN GLOB	0	127.696	127.696
**D	DEKA INVEST RE DEKA-ZMV-FONDS	0	31.500	31.500
**D	DEKA INVESTMENT GMBH RE STADTBAHN-FONDS	0	18.629	18.629
**D	DEKA INVEST REGIONALE-WUPPERTAL-FONDS	0	26.479	26.479
**D	DEKA INVESTMENT GMBH RE DEKA-KSG-FONDS	0	10.560	10.560
**D	DEKA INVEST MAULBRONN-STROMBERG-FONDS	0	19.836	19.836
**D	DEKA INVEST RE KOMMUNAL-TUT-BALANCED -FO	0	42.550	42.550
**D	DEKA INVESTMENT GMBH RE VER 03-FONDS	0	10.468	10.468
**D	KIRCHHEIM UNTER TECK FONDS	0	8.000	8.000
**D	DEKA INVEST GMBH RE BODENSEE-FONDS	0	7.000	7.000
**D	DEKA INVESTMENT GMBH RE DEKA-BR 20	0	11.611	11.611
**D	DEKA INVEST. GMBH RE A-KLB-MASTERFONDS	0	686.300	686.300
**D	DEKA INVEST RE PRIVAT VORSORGE AS-FONDS	0	320.000	320.000
**D	DEKA INVESTMENT GMBH RE PRODEKA	0	284.000	284.000
**D	DEKA INVEST GMBH RE AGR DENA I	0	50.031	50.031
**D	DEKA INVEST GMBH RE DEKA-CUX-LCR-FONDS	0	20.000	20.000
**D	DEKA INVESTMENT GMBH RE A-KSK FULLDA-FOND	0	55.000	55.000
**D	DEKA INVESTMENT GMBH RE MFR-MASTERFONDS	0	116.306	116.306
**D	DEKA INV RE MKG DEUTSCHLAND BALANCE	0	4.300	4.300
**D	DEKA INVEST. GMBH RE A-HAM-FONDS	0	39.399	39.399
**D	DEKA INVESTMENT GMBH TRIANON-FONDS AKTIE	0	46.981	46.981

Azionisti:

Azionisti in proprio:

Teste:

14

2610

Pagina 16



LISTA ESITO DELLE VOTAZIONE  
 Oggetto: Nomina del Presidente del CdA

## FAVOREVOLI

Badge	Ragione Sociale	Proprio	Delega	Totale
**D	DEKA INVEST. A-NORDHAUSEN 2-FONDS	0	60.300	60.300
**D	DEKA INVESTMENT GMBH RE S BROKER 1 FONDS	0	43.000	43.000
**D	DEKA INV. GMBH RE A-GOLDENE AUE-FONDS	0	75.000	75.000
**D	DEKA INVESTMENT GMBH RE A-SKGO-FONDS	0	20.000	20.000
**D	DEKA INVESTMENT GMBH RE LANDSBERG-FONDS	0	43.400	43.400
**D	DEKA INVESTMENT GMBH RE A-ASD-FONDS	0	26.600	26.600
**D	DEKA INVESTMENT GMBH RE A-AMISIA-FONDS	0	85.000	85.000
**D	DEKA INVESTMENT GMBH RE GRAF ENGELBERT I	0	96.816	96.816
**D	DEKA INVESTMENT GMBH RE TUT-MASTERFONDS	0	20.000	20.000
**D	DEKA A--BAD HERSFELD-FONDS	0	24.000	24.000
**D	DEKA INVESTMENT GMBH RE A WITTRING LCR FONDS	0	13.950	13.950
**D	DEKA INVESTMENT GMBH RE DEKA VALUE PLUS	0	214.211	214.211
**D	RAGS-FONDMASTER	0	100.347	100.347
**D	KAPITALFORENINGEN PENSAM INVEST PSI 30 EUROPAEISKE AKTIER	0	1.367.405	1.367.405
**D	KAPITALFORENINGEN PENSAM INVEST PSI	0	44.760	44.760
**D	DEAM FONDS VVK 2	0	22.521	22.521
**D	DEAM-FONDS MMII DEUT ASSET MAN INV	0	178.122	178.122
**D	ALLIANZGI-FONDS DSPT	0	602.914	602.914
**D	UKA-FONDS	0	141.870	141.870
**D	SCHRODER DIVERSIFIED GROWTH FUND	0	184.862	184.862
**D	THE MASTER TRUST BANK OF JAPAN LTD	0	325.174	325.174
**D	BUREAU OF LABOR FUNDS-LABOR PENSION FUND	0	1.439.557	1.439.557
**D	BUREAU OF LABOR FUNDS-LABOR INSURANCE FUND	0	966.239	966.239
**D	BUREAU OF LABOR FUNDS-LABOR INSURANCE FUND	0	80.895	80.895
**D	NATIONWIDE INTERNATIONAL INDEX FUND	0	853.299	853.299
**D	STICHTING ASR BEWAARDER	0	1.385.753	1.385.753
**D	JPMORGAN EUROPEAN INVESTMENT TRUST PLC	0	384.708	384.708
**D	KAPITALFORENINGEN INSTITUTIONEL INVESTOR EUROPAEISKE AKTIER	0	177.387	177.387
**D	PENSIONSKASSEN FOR BORNE-OG UNGDOMS	0	393.450	393.450
**D	STATE OF WYOMING	0	345.106	345.106
**D	TRUST AND CUSTODY SERVICED BANK LIMITED	0	1.596.246	1.596.246
**D	DEKA INV RE HASPA POTENZ GERMANY NONAIF	0	68.000	68.000
**D	DEKA INTL S.A GLOBALE AKTIEN LOWRISK	0	277.360	277.360
**D	INTERNATIONAL FUND MANAGEMENT S.A.	0	24.010	24.010
**D	DEKA INTERNATIONAL S.A. RE DEKA-EUROSTOC	0	2.613.821	2.613.821
**D	DEKA INTERNATIONAL S.A RE DEKA-EURO PAGARANT	0	620.303	620.303
**D	DEKA INTERNATIONAL S.A. RE DEKA PRIVATE	0	4.600	4.600
**D	DEKA INTERNATIONAL S.A RE DEKALUX-EUROPA	0	580.000	580.000
**D	DEKA INTERNATIONAL S.A. RE DEKA-EUROPAVA	0	183.800	183.800
**D	INTERNATIONAL FUND MANAGEMENT S.A. RE IF	0	3.170.000	3.170.000
**D	INTERNATIONAL FUND MANGEMENT S.A. RE IEM	0	520.000	520.000
**D	EQ ADV TRUST EQ/INT. EQ. INDEX PORTFOLIO	0	2.088.879	2.088.879
**D	EQ.ADVISORS TRUST-AXA/AB DYNAMIC GROWTH	0	326.760	326.760

LISTA ESITO DELLE VOTAZIONE  
 Oggetto: Nomina del Presidente del CdA

## FAVOREVOLI

Badge	Ragione Sociale	Proprio	Delega	Totale
**D	EQ ADVISORS TRUST-AXA INTL.MANAGED VOLAT	0	1.101.126	1.101.126
**D	VANTAGETRUST III MASTER COLLECTIVE INVES	0	3.039.866	3.039.866
**D	THE MASTER TRUST BANK OF JAPAN LTD	0	166.988	166.988
**D	STICHTING PENSIOENFONDS VOOR HUISARTSEN	0	478.380	478.380
**D	THE MASTER TRUST BANK OF JAPAN	0	170.266	170.266
**D	BUREAU OF LABOR FUNDS-LABOR INSURANCE FUND	0	208.295	208.295
**D	BUREAU OF LABOR FUNDS - LABOR RETIREMENT FUND	0	54.304	54.304
**D	BUREAU OF LABOR FUNDS - LABOR RETIREMENT	0	18.597	18.597
**D	BUREAU OF LABOR FUNDS - LABOR RETIREMENT	0	695.708	695.708
**D	MISSOURI EDUCATION PENSION TRUST	0	363.805	363.805
**D	CITY OF PHILADELPHIA PUBLIC RETIREMENT	0	7.280.566	7.280.566
**D	NEW YORK STATE COMMON RETIREMENT FUND	0	78.074	78.074
**D	ALLIANZ BEST STYLES GLOBAL AC EQUITY FUN	0	388.919	388.919
**D	FIDELITY INVESTMENT FUNDS - FIDELITY	0	893.142	893.142
**D	SCHRODER QEP GLOBAL CORE FUND	0	411.865	411.865
**D	SCHRODER QEP GLOBAL ACTIVE VALUE FUND	0	109.309	109.309
**D	FIDELITY INVESTMENT FUNDS - FIDELITY MONEYBUILDER WORLD INDEX FUND	0	96.828	96.828
**D	MASTER TRUST FOR NATIONAL PENSION FD	0	155.632	155.632
**D	THE MASTER TRUST BANK OF JAPAN LTD	0	67.021	67.021
**D	TRUST AND CUSTODY SERVICED BANK LIMITED	0	36.108	36.108
**D	COLUMBIA CAPITAL ALLOCAT.MODERATE CONSER	0	40.290	40.290
**D	COLUMBIA CAPITAL ALLOCATION AGGRESSIVE P	0	23.622	23.622
**D	COLUMBIA CAPITAL ALLOCATION CONSERVATIVE	0	17.304	17.304
**D	JPMORGAN INSURANCE TRUST GLOBAL ALLOCATI	0	290.499	290.499
**D	JPMORGAN DIVERSIFIED FUND	0	1.422.428	1.422.428
**D	JPMORGAN INCOME BUILDER FUND	0	80.830	80.830
**D	COMMINGLED PEN TR FD INTL(RES.ENHAN.IND)	0	4.407.658	4.407.658
**D	COMMINGLED PENSION TR FUN INT OPPORTUNIT	0	2.413.502	2.413.502
**D	JPMORGAN INTERNAT.RESEARCH ENHANCED EQUI	0	29.398	29.398
**D	MFS GLOBAL ALTERNATIVE STRATEGY FUND	0	524.701	524.701
**D	JPMORGAN GLOBAL ALLOCATION FUND	0	3.225.979	3.225.979
**D	JPMORGAN GLOBAL RESEARCH ENHANCED INDEX FUND	0	10.045	10.045
**D	PGIM INVESTMENTS INC THREE GATEWAY CENTE	0	90.232	90.232
**D	MFS INTERNATIONAL RESEARCH EQUITY LLC	0	3.936	3.936
**D	PROVEDA GLOBAL EQUITY, LP	0	86.564	86.564
**D	MMA PRAXIS INTERNATIONAL INDEX FUND	0	550.878	550.878
**D	NEW MEXICO STATE INVESTMENT COUNCIL	0	23.959	23.959
**D	JPMORGAN DIVERSIFIED REAL RETURN FUND	0	95.760	95.760
**D	OWENS CORNING DEFINED BENEFIT MAS TR	0	103.349	103.349
**D	DELTA MASTER TRUST	0	43.817	43.817
**D	RETIREMENT PLAN FOR EMPLOYEES OF AETNA I	0	6.060	6.060
**D	KATHERINE C. MOORE CHARITABLE LEAD ANNUITY TRUST II	0	26.120	26.120
**D	JPMORGAN DIVERS RETURN EU EQUIT ETF	0	3.668	3.668
**D	PROSHARES HEDGED FTSE EUROPE ETF	0		

Azionisti:  
 Azionisti in proprio:

2616

Teste:  
 Azionisti in delega:

14  
2610

Pagina 18

## Assemblea Ordinaria del 04 maggio 2017

## LISTA ESITO DELLE VOTAZIONE

Oggetto: Nomina del Presidente del Cda

## FAVOREVOLI

Badge	Ragione Sociale	Proprio	Delega	Totale
**D	O SHARES FTSE EUROPE QUALITY DIVIDEND ET	0	54.810	54.810
**D	DUKE ENERGY RETIREMENT SAVINGS PLAN	0	396.100	396.100
**D	THE KATHERINE MOORE REVOCABLE TRUST	0	15.133	15.133
**D	OPPENHEIMER MACQUARIE GLOBAL INFRASTRUCR	0	57.795	57.795
**D	MULTI-MAN DIRECT ALTERNATIVE STRATE FUND	0	171.889	171.889
**D	VALEO NORTH AMERICA, INC. MASTER PENSION	0	65.067	65.067
**D	FIDELITY INVESTMENTS MONEY MANAGEMENT INC	0	8.517	8.517
**D	SCHRODER GLOBAL MULTI-CAP VALUE PORTFOLIO L.P	0	24.270	24.270
**D	NEW MEXICO STATE INVESTMENT COUNCIL	0	1.121.765	1.121.765
**D	JAB CONSOLIDATED LTD	0	1.426	1.426
**D	JFB I LTD	0	1.345	1.345
**D	FM KIRBY DTD TRUST 1/3/75 FBO JEFFERSON W KIRBY	0	6.506	6.506
**D	FM KIRBY TRUST DTD 1/3/75 FBO S DILLARD KIRBY	0	8.853	8.853
**D	F.M.KIRBY TRUST DATED 1/3/75 FBO FRED M. KIRBY III	0	6.505	6.505
**D	UBS FTSE RAFI DEVELOPED 1000 INDEX FUND	0	304.555	304.555
**D	LA CAISSE COMMUNE DES COMMISSIONS DES REGIMES DES EMPLOYES MANUELS DE LA VILLE DE MONTREAL	0	99.894	99.894
**D	THE PHASE INVESTMENT FUND	0	65.696	65.696
**D	LABORERS PENSION FUND OF WESTERN CANADA	0	136.800	136.800
**D	AURION INTERNATIONAL DAILY EQUITY FD	0	38.574	38.574
**D	SHELL CANADA 2007 PENSION TRUST	0	205.878	205.878
**D	SUN LIFE MFS LOW VOLATILY INTERNATION	0	119.297	119.297
**D	BENTON INVESTMENT FUND	0	82.970	82.970
**D	MANULIFE ASSET MANAGEMENT GLOBAL FUND	0	801.495	801.495
**D	MANULIFE GLOBAL DIVIDEND GROWTH FUND	0	770.293	770.293
**D	THE BOMBARDIER TRUST (UK)	0	1.604.605	1.604.605
**D	BOMBARDIER TRUST (CANADA) GLOBAL EQUIT FU	0	443.880	443.880
**D	BOMBARDIER TRUST (CANADA) REAL RETURN AS	0	1.109.026	1.109.026
**D	BROOKFIELD GLOBAL INFRASTRUCTURE SECURIT	0	340.600	340.600
**D	BROOKFIELD GLOBAL LISTED INFRASTRUCTURE	0	827.900	827.900
**D	DOFASCO EMPLOYEES SAV & PRO SHARING FUND	0	55.424	55.424
**D	ARCELORMITTAL DOFASCO INC HYBRID PLAN	0	238.697	238.697
**D	EL FINANCIAL CORPORATION LIMITED	0	159.800	159.800
**D	EL FINANCIAL CORPORATION LIMITED	0	445.000	445.000
**D	ELECTRICAL INDUSTRY PENS TR FUND ALBERTA	0	75.200	75.200
**D	FU715 FONDS INDUSTRIELLE ALLIANCE	0	75.939	75.939
**D	PERPETUAL ECONOMIC DIVERSIF. GLOBAL EQUI	0	94.760	94.760
**D	CUSTOM PORTFOLIO SOLUTIONS GLOBAL MAN T	0	5.247	5.247
**D	MACQUARIE GLOBAL INFRASTRUCTURE INCOME F	0	88.367	88.367
**D	REGIME DE RETRAITE D HYDRO QUEBEC	0	615.700	615.700
**D	PERPETUAL PRIVATE INTERNAT SHARE FUND	0	569.700	569.700
**D	PAVILLION INTERNAT FOCUSED EQUITY POOL	0	73.800	73.800
**D	MANULIFE INTERNATIONAL EQUITY INDEX FUND	0	33.427	33.427
**D	MANULIFE INVESTMENT EXCHANGE FUND CORP	0	252.000	252.000

Azionisti: 2616 Teste: 14  
 Azionisti in proprio: 6 Azionisti in delega: 2610

Pagina 19

299

LISTA ESITO DELLE VOTAZIONE  
 Oggetto: Nomina del Presidente del CdA

FAVOREVOLI

Badge	Ragione Sociale	Proprio	Delega	Totale
**D	MANULIFE GLOBAL INFRASTRUCTURE FUND	0	724.900	724.900
**D	MANULIFE SOBEYS GLOBAL EQUITY FUND UT	0	341.400	341.400
**D	MANULIFE GLOBAL ENHANCED EQUITY FUND AQR	0	3.175	3.175
**D	MFS GLOBAL RESEARCH FUND	0	805.248	805.248
**D	MFS CANADIAN EQUITY PLUS FUND	0	14.229	14.229
**D	ASSOCIATION BIENF RETR POL VILLE MONTREA	0	86.200	86.200
**D	NATWEST DEP SW SVSTPI IBI GS C	0	318.480	318.480
**D	PACIFIC SALMON COMMISSION LSV	0	94.300	94.300
**D	ALDER INVESTMENT FUND	0	129.279	129.279
**D	NORFOLK PENSION FUND	0	1.146.240	1.146.240
**D	M AND S WORLDWIDE MANAGED FUND WORL	0	350.434	350.434
**D	SOUTH YORKSHIRE PENSIONS AUTHORITY	0	1.270.000	1.270.000
**D	WEST MIDLANDS METROPOLITAN AUT PENS FD	0	1.942.000	1.942.000
**D	WEST YORKSHIRE PENSION FUND	0	1.750.000	1.750.000
**D	CITY E COUNTY OF SWANSEA PENSION FUND	0	277.472	277.472
**D	HENDERSON INTERNATIONAL INCOME TRUST PLC	0	891.500	891.500
**D	BBC PENSION SCHEME	0	1.268.300	1.268.300
**D	NATIONAL GRID UK PENSION SCHEME	0	1.622.846	1.622.846
**D	PHOENIX UNIT TRUST MANAGERS EURO	0	262.486	262.486
**D	PHOENIX UNIT TRUST MANAGERS BOTHWELL EUROPE FUND	0	4.438.396	4.438.396
**D	DE SHAW VALUE ALL COUNTRY ALPHA EXTENSION FUND	0	242.487	242.487
**D	KBI GLOBAL RESOURCES SOLUTIONS CIT	0	36.246	36.246
**D	JPMORGAN MULTI BALANCED FUND	0	201.595	201.595
**D	DPAM CAP B EQU EMU INDEX	0	1.584.964	1.584.964
**D	DPAM DBI-RTD EQUITIES EMU	0	164.339	164.339
**D	DPAM CAP B EQU EUROPE IND	0	587.081	587.081
**D	II EQUITIES EURO	0	535.000	535.000
**D	DPAM CAP B EQU EMU BEH VAL	0	3.000.000	3.000.000
**D	SCHWAB INTERNATIONAL INDEX FUND	0	1.918.958	1.918.958
**D	THE MASTER TRUST BANK OF JAPAN LTD	0	132.000	132.000
**D	FIDELITY FUNDS SICAV	0	41.846.119	41.846.119
**D	FIL LIMITED	0	4.342	4.342
**D	JAPAN TRUSTEE SERVICES BANK LTD	0	103.608	103.608
**D	THE MASTER TRUST BANK OF JAPAN LTD	0	20.510	20.510
**D	SCHWAB FUNDAMENTAL INTER LARGE COME IN F	0	1.410.149	1.410.149
**D	THE MASTER TRUST BANK OF JAPAN LTD	0	252.000	252.000
**D	HSBC POOLED INVESTMENT FUND, HSBC POOLED EUROPEAN EQUITY FUND	0	7.274.060	7.274.060
**D	SHENPP EURO INDEX SECURITY MASTER INVEST	0	78.057	78.057
**D	AG2R REUNICA PREVOYANCE	0	320.000	320.000
**D	SAINT MARTIN 2	0	1.117.542	1.117.542
**D	BNPP RETRAITE RESPONSABLE 2031 2033	0	62.055	62.055
**D	IRCOM RETRAITE DIVERSIFIE	0	260.000	260.000
**D	FCPE GPE FMC FCE DIV BNP	0	43.857	43.857

663

LISTA ESITO DELLE VOTAZIONE  
Oggetto: Nomina del Presidente del CdA

## FAVOREVOLI

Badge	Ragione Sociale	Proprio	Delega	Totale
**D	FCPE LIMACTIF	0	65.263	65.263
**D	FCPE LESAFFRE EQUILIBRE RESPO AND SOLIDA	0	118.152	118.152
**D	FCPE BMS ACTIONS	0	88.959	88.959
**D	BNP PARIBAS RETRAITE 2025 2027	0	201.655	201.655
**D	FCP BNP PARIBAS ACTIONS EUROLAND	0	906.066	906.066
**D	FCP BNP PARIBAS ACTIONS EUROPE	0	31.976	31.976
**D	FCP NATIO-FONDS COLLINE 1	0	3.794.277	3.794.277
**D	BNP EURO VALEURS DURAB	0	1.186.976	1.186.976
**D	AIM ACT ZONE EUR ISR	0	2.700.000	2.700.000
**D	FCPE SAUR EPARGNE	0	177.502	177.502
**D	FCPE FDS DIVERSIF. TEL 1	0	35.963	35.963
**D	FCP ALM ACTIONS EURO	0	3.340.000	3.340.000
**D	FCP NF COLLINES INVEST 3	0	2.587.012	2.587.012
**D	BNP PARIBAS RETRAITE	0	67.897	67.897
**D	BNP PARIBAS RETRAITE 75	0	233.183	233.183
**D	BNP PARIBAS RETRAITE 100	0	775.026	775.026
**D	FCPE MULTIPAR EQ. SOC. RES	0	732.543	732.543
**D	FCPE MULTIPAR ACTS SR	0	1.159.314	1.159.314
**D	BNP PARIBAS EUROPE DIV RESPONSABLE	0	1.145.408	1.145.408
**D	MULTIPAR SOLIDAIRE DYNA SR	0	1.652.941	1.652.941
**D	BNP PARIBAS ACT EUR RESP	0	1.904.470	1.904.470
**D	FCP CAMGEST VALEURS EURO	0	567.632	567.632
**D	FCPE HORIZON EP. ACTION	0	54.155	54.155
**D	FCP GERISO	0	19.191	19.191
**D	FCP DIVERS D&O CAMGEST	0	87.621	87.621
**D	FCP LITHIUM	0	899.357	899.357
**D	BNPP RETR RESP 2025 2027	0	73.342	73.342
**D	BNPP RET RESP 2028 2030	0	56.653	56.653
**D	FCPE HARMONY	0	68.937	68.937
**D	CRCFF BNPP AM	0	175.018	175.018
**D	MAIF INVEST RESPO EUROPE	0	388.377	388.377
**D	GROUPAMA GAN VIE	0	632.260	632.260
**D	FCP GROUPAMA FCRI	0	108.752	108.752
**D	FCP PARIS VAL DE LOIRE ACTIONS EURO	0	120.902	120.902
**D	FCP GROUPAMA RHONES ALPES AUVERGNE	0	20.855	20.855
**D	FCP GROUPAMA GRAND EST	0	34.615	34.615
**D	FCP GROUPAMA LOIRE BRETAGNE	0	27.808	27.808
**D	FCPE GERP DEV DUR EQUILIBRE	0	304.000	304.000
**D	FCP GAN FRANCE SELECT	0	91.178	91.178
**D	FCP TA-ITA OBBLIGAZIONI	0	90.865	90.865
**D	FCP GROUPAMA CR GENOVA 1	0	146.039	146.039
**D	FCP GROUPAMA CR ACTIONS EUROS	0	104.143	104.143
**D	FCP GR.NORD EST ACTIONS	0	88.912	88.912

LISTA ESITO DELLE VOTAZIONE  
 Oggetto: Nomina del Presidente del Cda

## FAVOREVOLI

Badge	Ragione Sociale	Proprio	Delega	Totale
**D	FCP WALLON	0	142.952	142.952
**D	FCP GROUPAMA DEPANDANCE	0	19.536	19.536
**D	FCP GROUPAMA RAEXA	0	51.861	51.861
**D	FCP GAN EUROSTRATEGIE	0	104.603	104.603
**D	FCP ASTORG CROISSANCE EMERGING	0	247.666	247.666
**D	FCPE GROUPAM EPARGNE RESPONSABLE PERSPEC	0	360.000	360.000
**D	FCPE GROUPAMA EPARGNE RESPONSABLE	0	355.300	355.300
**D	FCP GROUPAMA LOIRE BRETAGNE 2	0	15.367	15.367
**D	FCP MICHELET UK TUNNEL	0	30.849	30.849
**D	FCP ASTORG FLEXIBLE ALLOCATION	0	186.423	186.423
**D	FCP ASTORG TUNNEL STX	0	534.780	534.780
**D	AGIPI MONDE DURABLE	0	257.829	257.829
**D	FCP AIR FRANCE IFC	0	68.548	68.548
**D	AXA INTERNATIONAL ACTIONS	0	9.000	9.000
**D	FCP AXIVA ACTION 1	0	61.645	61.645
**D	AXA ROSENBERG INTERNATIONAL	0	246.000	246.000
**D	AXA ROSENBERG EUROBLOC	0	2.775.000	2.775.000
**D	FCP SAKKARAH 7	0	172.520	172.520
**D	BARYUM QUANT FCP	0	567.000	567.000
**D	VILLIERS DIVERSIFIE BNP PAM	0	1.831.126	1.831.126
**D	ERAPP ACTION EURO III	0	5.394.694	5.394.694
**D	GA FUND L	0	17.219	17.219
**D	PARVEST	0	696.148	696.148
**D	PARVEST	0	5.748.072	5.748.072
**D	BNP PARIEAS L1	0	563.034	563.034
**D	PARVEST	0	540.386	540.386
**D	AXA LEBEN AG	0	408.000	408.000
**D	AXA VERSICHERUNGEN AG	0	102.000	102.000
**D	CM EUROPE ACTIONS	0	232.838	232.838
**D	FCP CIC TECHNO COM	0	127.000	127.000
**D	FCP UNION EUROPE	0	1.763.359	1.763.359
**D	UNION EUROPE VALUE	0	1.361.042	1.361.042
**D	FCP CM ACTIONS EURO	0	1.132.155	1.132.155
**D	FCP UNION LONG SHORT EUROPE	0	104.989	104.989
**D	UNIVERSE THE CMI GLOBAL NETWORK FUND	0	1.082.903	1.082.903
**D	JO HAMBRO CAPITAL MANAGEMENT UMBRELLA FU	0	2.451.255	2.451.255
**D	CAPITAL GROUP ABSOLUTE INCOME GROWER COM	0	257.492	257.492
**D	CAPITAL GUARDIAN ALL COUNTRY WORLD EQUITY FUND FOR TAX - EXEMPT TRUSTS	0	7.750	7.750
**D	FQ ESSENTIAL BETA FUND LTD	0	72.882	72.882
**D	CAPITAL GROUP EMPLOYEE BENEFIT INV.TRUST	0	1.177.079	1.177.079
**D	CAPITAL INTERNATIONAL WORLD EQUITY	0	47.367	47.367
**D	STATE FARM MUTUAL AUTOMOBILE INS.CO	0	93.148	93.148
**D	EQ ADVISORS TRUST - AXA SMARTBETA EQUITY	0	3.000	3.000

Azionisti:  
 Azionisti in proprio:

2616 Teste:  
 6 Azionisti in delega:

14  
 2610

Pagina 22

Assemblea Ordinaria del 04 maggio 2017

LISTA ESITO DELLE VOTAZIONE  
 Oggetto: Nomina del Presidente del Cda

## FAVOREVOLI

Badge	Ragione Sociale	Proprio	Delega	Totale
**D	PUBLIC EMPLOYEES RETIREMENT SYSTEM OF OH	0	3.755.946	3.755.946
**D	GREATER MANCHESTER PENSION FUND	0	735.817	735.817
**D	LINCOLNSHIRE COUNTY COUNCIL PENSION FUND	0	171.408	171.408
**D	UNIVERSITIES SUPERANNUATION SCHEME	0	17.799.691	17.799.691
**D	NEW YORK STATE COMMON RETIREMENT FUND	0	467.446	467.446
**D	AXA ROSENBERG EUROPEAN FUND	0	105.000	105.000
**D	AXA ROSENBERG GLOBAL FUND	0	489.000	489.000
**D	FIDELITY INSTITUTIONAL PAN EUROPEAN FUND	0	422.650	422.650
**D	STATE FARM INSURANCE CO EMPLO.RET 'S	0	129.685	129.685
**D	1290 FUNDS - 1290 SMARTBETA EQUITY FUND	0	3.000	3.000
**D	CAPITAL GUARDIAN INTERNATIONAL (NON US) EQUITY FUND FOR TAX EXEMPT TRUSTS	0	185.904	185.904
**D	CAPITAL GUARDIAN GLOBAL EQUITY FUND	0	30.500	30.500
**D	NBIMC EAFE EQUITY INDEX FUND - CLASS N	0	222.603	222.603
**D	AXA INSURANCE UK PLC	0	42.000	42.000
**D	AXA INSURANCE LIMITED	0	705.000	705.000
**D	CENTRAL FINANCE BOARD METHODIST CHURCH	0	46.000	46.000
**D	FLF STRATEGIC GLOBAL EQUITY FUND	0	247.618	247.618
**D	AXA GLOBAL DISTRIBUTION FUND	0	111.000	111.000
**D	HSBC GLOBAL INVESTMENT FUNDS EUROPEAN EQ	0	533.680	533.680
**D	SEI SYSTEMATIC FIN MGMT MSTR	0	452.429	452.429
**D	LOMBARD ODIER FUNDS (SWITZERLAND) SA I3D	0	79.300	79.300
**D	TRUST & CUSTODY SERVICES BANK LTD	0	976.801	976.801
**D	MHB (IUX)/TMA UMBRELLA FUND-GLOBAL EQUI	0	1.151.702	1.151.702
**D	TRUST & CUSTODY SERVICES BANK LTD AS TRUSTEE FOR PENSION INVESTMENT FUND TRUST NUMBER 21	0	208.301	208.301
**D	NIKKO AM INVESTMENT TRUST (LUXEMBOURG) - NIKKO AM INTECH KOKUSAI FUND	0	52.600	52.600
**D	TMA UMBRELLA FD-TMA ACWI EX-JAPAN PORTF.	0	1.462	1.462
**D	ASR LEVENSVERZEKERING N.V.	0	69.900	69.900
**D	ASR EURO AANDELEN POOL (ASSETS)	0	369.589	369.589
**D	AMEV LEVEN BELEGGINGEN	0	335.575	335.575
**D	AMERSF ALG BELEGGINGEN INZAKE AOV	0	1.161.685	1.161.685
**D	ASR AANVULLENDE ZIETEKOSTENVERSEKERINGN	0	153.521	153.521
**D	EUROPEISCHE VERZEKERING MAATSCHAPPIJ NV	0	20.732	20.732
**D	AMEV SCHADE BELEGGINGEN	0	9.498	9.498
**D	AXENT NABESTAANDENZORG N.V.	0	262.616	262.616
**D	ASR LEVENSVERZEKERING DE ERNDRACT PENSIO	0	199.341	199.341
**D	SWISSCANTO FONDSLEITUNG AG	0	120.429	120.429
**D	SWISS NATIONAL BANK	0	3.267.941	3.267.941
**D	GLOBAL INFRASTR DIV FOCUS EQUITY FUND	0	28.906.619	28.906.619
**D	PHTRUST ACTIVE INVESTORS EURO ACTIVE INVESTORS FUND	0	7.911.592	7.911.592
**D	AI DEVELOPED EUROPEAN EX UK EQUITY	0	19.422	19.422
**D	GAM INVESTMENT MANAGEMENT (SWITZERLAND) LTD.	0	390.853	390.853
**D	D.E SHAW COUNTRY GLOBAL ALPHA EXTENSION PORTFOLIOS LLC	0	235.540	235.540
**D		0	9.013	9.013

Azionisti: 2616 Teste: 14  
 Azionisti in proprio: 6 Azionisti in delega: 2610

Pagina 23

666

LISTA ESITO DELLE VOTAZIONE  
 Oggetto: Nomina del Presidente del Cda

FAVOREVOLI

Badge	Ragione Sociale	Proprio	Delega	Totale
**D	DIVERSIFIE ACTIONS 50-65 DU CD	0	16.788	16.788
**D	ALAS INV SERVICESMONDRIAN INV	0	224.261	224.261
**D	DREYFUS VARIABLE INTERNATIONAL VAL	0	121.052	121.052
**D	AZL NEJ INTERNATIONAL VALUE FUND	0	33.339	33.339
**D	FTB FEO MEA ADVANCE INVEST MANAGERS	0	51.566	51.566
**D	BOK TRANSO ENERGY EMP WEL BEN TR	0	11.800	11.800
**D	RPTCL GRPF RUSSELL MOMENTUM	0	197.247	197.247
**D	DEUTSCHE XTRKS MSCI ALL WORLD HDG	0	38.027	38.027
**D	BNYMCIL CGF EUR EQ FD	0	225.000	225.000
**D	BNYMCIL MK DIVGRTEF	0	3.180	3.180
**D	DREYFUS GLOBAL INFRASTRUCTURE FUND	0	26.860	26.860
**D	DREYFUS STRATEGIC BETA GLOBAL EQ FD	0	22.898	22.898
**D	BOK KIC AAEQ 3	0	306.568	306.568
**D	MSAR SCHRODER	0	257.048	257.048
**D	BOK KIC GAEQ 21	0	1.102.304	1.102.304
**D	BOK MCM DM PEQ	0	344.964	344.964
**D	BOK KIC GAEQ16	0	1.493.489	1.493.489
**D	NNIP BM I NNIP GLOBAL EQUITY FUND	0	6.736.569	6.736.569
**D	SUBSIDIZED SCHOOLS P FUND NORTHERN	0	182.537	182.537
**D	NN PPIINV NN PREMIUM DIVIDEND FUND	0	809.107	809.107
**D	NN PPIINV NN EUROPE FUND	0	2.461.651	2.461.651
**D	NN PPIINV NN GLOBAL FUND	0	6.441.822	6.441.822
**D	AOHIT HAI RHUMBLINE EAFE	0	10.327	10.327
**D	HRCD RPMT HAP RHUMBLINE EAFE	0	6.573	6.573
**D	PS FTSE LO BT EQ WT PORT	0	43.145	43.145
**D	NATWEST DEP SPF EUROPE EQ SSGA	0	189.313	189.313
**D	KAPITALFORENINGEN EMD INVEST, GLOBALE AK TIER/II	0	45.086	45.086
**D	KAPITALFORENINGEN EMD INVEST, GLOBALE AK TIER/III	0	53.423	53.423
**D	55002 UP EUROPAEISKE AKTIER	0	1.144.111	1.144.111
**D	CEP DEP IP GLOBAL EX UK ENHAN IND	0	134.080	134.080
**D	CEP DEP IP EUROPEAN EQY INCOME	0	3.567.221	3.567.221
**D	CEP DEP IP EUROPEAN HIGH INCOME	0	67.137	67.137
**D	55041 KUF GLOBALE AKTIER IV	0	16.346	16.346
**D	BNYMCIL IFS INV CONT FURO EQ FD	0	508.693	508.693
**D	56053 IP GLOBAL EQUITIES I	0	376.531	376.531
**D	NON US EQUITY MGRS PORT 4 LSV	0	649.000	649.000
**D	GOLDMAN SACHS GMS BRISA GROUP TRUST	0	156.200	156.200
**D	LSV NONUS EQUITY LLCIC	0	718.600	718.600
**D	NONUS EQUITY MGRSPORT 1 ACADIANAN	0	40.024	40.024
**D	NONUS EQ MANAGERS PORT 3ACADIANAN	0	339.120	339.120
**D	TACS NONUS EQUITY CORE MKT CONTINU	0	834.348	834.348
**D	AST PRU GRWTH ALL PTF OMA EAFE PDEF	0	2.598.765	2.598.765
**D	PS FTSERAFI EU UCITS ETF BNYMCIL	0	20.908	20.908

697



LISTA ESITO DELLE VOTAZIONE  
 Oggetto: Nomina del Presidente del Cda

FAVOREVOLI

Badge	Ragione Sociale	Proprio	Delega	Totale
**D	PS FTRA ALLWL3000 UCITSEFF BNYMTCIL	0	21.028	21.028
**D	PS FTSE RAFI DEVEL MAR EX US PORT	0	1.223.687	1.223.687
**D	CSCM HIGS LLC INTL EQTY AC	0	13.176	13.176
**D	FT ISE GLOBAL WIND ENERGY INDEX FND	0	251.218	251.218
**D	PFI DIV REAL ASSET FUND BROOKFIELD	0	556.800	556.800
**D	PRU INV PRT INC PRU BALANCED FD	0	14.559	14.559
**D	PRU QMA WRLD FD INC PRU INT EQTY	0	110.951	110.951
**D	PRU SECTOR FDS INC PRU UTILITY FD	0	11.238.306	11.238.306
**D	PSF CONSERVATIVE BAL PORTF QMA	0	90.399	90.399
**D	PSF FLEXIBLE MANAGED PORTF QMA	0	81.879	81.879
**D	PSF GLOBAL PORTFOLIO LSV	0	443.500	443.500
**D	AST BLRKK GLBL STR INT SAE PDDC	0	137.501	137.501
**D	AST JPM GL THEM PORT 2 INT EME PDNB	0	116.450	116.450
**D	AST JENNISON GLOBAL INFRASTR PDMM	0	32.701	32.701
**D	PRU JEN GL INFRASTRUCTURE FUND PDLF	0	195.633	195.633
**D	AST QMA INTL CORE EQUITY PORT PDMP	0	1.612.788	1.612.788
**D	AST SCHR GL TACT PTF QEP PDB8	0	117.055	117.055
**D	AST BLRKK GLOBAL STRAT PT TE PDDG	0	117.599	117.599
**D	GREAT-WEST INTERNATIONAL INDEX FUND	0	495.913	495.913
**D	THE STELLAR FUND	0	88.419	88.419
**D	ALLSTATE LIFE INSURANCE COMPANY	0	303.078	303.078
**D	IMIF NUMERIC EUROPE CORE	0	729.200	729.200
**D	IWHE LSV ASSET INVESTMENT	0	88.800	88.800
**D	PCHF LSV ASSET MGMT	0	74.400	74.400
**D	NATIONAL BANK TRUST	0	1.231.289	1.231.289
**D	PFI INTL EQUITY INDEX FUND	0	543.985	543.985
**D	THOMAS JEFFERSON UNIVERSITY	0	230.929	230.929
**D	OMAM SEED HOLDINGS LLC	0	4.652	4.652
**D	THE FALKLANDS ISLANDS GOVERNMENT	0	96.051	96.051
**D	THE FALKLAND ISLANDS GOVERNMENT FALKLAND ISLANDS GOVERNMENT GROWTH FUND	0	99.458	99.458
**D	PENDENNIS FUND	0	99.429	99.429
**D	BNYTD CF MACQUARIE GBL INFRS SRS FD	0	152.307	152.307
**D	BNYMTD UK LIMITED AS TRUSTEE OF CF CATALYST TRUST	0	100.000	100.000
**D	PFI DIVERSIFIED INTERNATIONAL FUND	0	9.285.304	9.285.304
**D	PVC DIVERSIFIED INTERNATIONAL AC	0	228.348	228.348
**D	PFI OVERSEAS FD BHMS	0	4.076.000	4.076.000
**D	PGIT INTL EQUITY FD PGI	0	53.524	53.524
**D	PGIT INTL GROWTH EQUITY FD PGI	0	117.212	117.212
**D	PFI GLOBAL DIV INCOME FD PGI VALUE	0	1.685.079	1.685.079
**D	PFI OVERSEAS FD PMC	0	463.991	463.991
**D	PGIF EUROPEAN EQUITY FUND BNYMTCIL	0	143.100	143.100
**D	PGIF GLOBAL EQ EX JAPAN BNYMTCIL	0	116.851	116.851
**D	BNYTD CF CANLIFE GLBL INFRA FD	0	114.296	114.296

Azionisti: 2616 Teste: 14  
 Azionisti in proprio: 6 Azionisti in delega: 2610

668

LISTA ESITO DELLE VOTAZIONI  
 Oggetto: Nomina del Presidente del Cda

## FAVOREVOLI

Badge	Ragione Sociale	Proprio	Delega	Totale
**D	CTJ RE STANLIB GLOBAL EQUITY FD AB	0	149.880	149.880
**D	SP LLP UK CHARITIES CLIENTS AC	0	599.745	599.745
**D	SARASIN AND PARTNERS LLP	0	18.743	18.743
**D	ALLSTATE INSURANCE CO BLACKROCK	0	646.699	646.699
**D	IQ 50 PERCENT HEDGED FTSE INTL ETF	0	112.170	112.170
**D	IQ 50 PERCENT HEDGED FTSE EURO ETF	0	71.921	71.921
**D	DEP OF SSGA NONUS EQUITY H1	0	27.325	27.325
**D	DEP OF SSGA NONUS EQUITY B1	0	27.667	27.667
**D	DEP OF SSGA NONUS EQUITY B2	0	23.974	23.974
**D	GS ACTIVE BETA INTL EQUITY ETF	0	287.448	287.448
**D	GS ACTIVEBETA EUROPE ETF	0	30.591	30.591
**D	BLACKROCK GLOBAL FUNDS	0	23.098.921	23.098.921
**D	DEUTSCHE XTRK MSCI EMU HDG EQ ETF	0	89.347	89.347
**D	VOYA GLOBAL EQUITY FUND	0	477.934	477.934
**D	VOYA GBL ADV AND PREM OPP FUND	0	111.280	111.280
**D	VY INTL HIGH DIVIDEND EQTY INC FD	0	128.914	128.914
**D	VOYA GLOBAL EQUITY PORTFOLIO	0	1.211.451	1.211.451
**D	VOYA INFSTRCTR INDUST AND MATRLSFD	0	1.009.495	1.009.495
**D	VOYA INTERNATIONAL INDEX PORTFOLIO	0	859.670	859.670
**D	VOYA EURO STOXX 50INDEX PORTFOLIO	0	1.193.702	1.193.702
**D	VOYA BALANCED PORT INTL VALUE	0	82.590	82.590
**D	CY5F MONDRIAN INV PRT LTD	0	539.693	539.693
**D	CITY OF MEMPHIS RETIREMENT SYSTEM	0	95.677	95.677
**D	LOUISIANA SHERIFFS ARROWSTREET	0	64.546	64.546
**D	BTBL AC GLOBAL OMNIBUS	0	21.960	21.960
**D	PS6F STATE STREET INTL EQ	0	385.368	385.368
**D	SEMpra ENERGY PENSION MASTER TRUST	0	268.343	268.343
**D	TEACHERS' RETIREMENT SYSTEM OF LOUISIANA	0	43.917	43.917
**D	TEACHERS' RETIREMENT SYSTEM OF LOUISIANA	0	1.156.100	1.156.100
**D	AF81 LABOR SELECT INTL EQ	0	2.218.496	2.218.496
**D	AIF 21117 LPIP AKTIER GLOBALE VI	0	78.692	78.692
**D	BLL AQUILA LIFE EUROPEAN EQUITY	0	16.241.558	16.241.558
**D	AST JPM SO EAFE OPP PD4D	0	326.423	326.423
**D	AST JPM SO CAPITAL PRESERV PD4G	0	751.709	751.709
**D	AST ACADEM STRAT AJENNISON PD07	0	854.508	854.508
**D	BLK MULTI ASSET INC PF EUR EQU INC	0	1.770.591	1.770.591
**D	BLL AQUILA LIFE OSEAS EQUITY FUND	0	74.750	74.750
**D	BLL ASCENT LIFEENHANCED	0	150.444	150.444
**D	BLL AQUILA LIFE MSCI WORLD FUND	0	1.208.057	1.208.057
**D	BLL AQUILA LIFE FTSE RAFI DEVELOPED	0	1.702.194	1.702.194
**D	APL RB EQ DEV MIRA	0	131.383	131.383
**D	PFI SYSTEMATEX INTERNATIONAL FD PGI	0	96.016	96.016
**D	PFI DIV REAL ASSET FUND MACQUARIE	0	1.488.261	1.488.261

Azionisti: 2616 Teste: 14  
 Azionisti in proprio: 6 Azionisti in delega: 2610

Pagina 26

669

LISTA ESITO DELLE VOTAZIONE  
Oggetto: Nomina del Presidente del CdA

## FAVOREVOLI

Badge	Ragione Sociale	Proprio	Delega	Totale
**D	BLK MANAGED VOL. PF FD INTL EAFE	0	92.049	92.049
**D	PZENA INVESTMENT MGT	0	202.950	202.950
**D	ROCKEFELLER BROS SANDERS CAPITAL	0	46.800	46.800
**D	MIRF ALLIANCE BERNSTEIN F	0	151.780	151.780
**D	DEUTSCHE XTRKS MSCI EURO CCYHDG	0	2.165.125	2.165.125
**D	ARC RB EQ DEV KAITOS	0	59.178	59.178
**D	MIRF ARROWSTREET FOREIGNL	0	317.591	317.591
**D	ESPS EDF EGS MFS	0	160.159	160.159
**D	USMIA GLOBAL EQUITY	0	27.477	27.477
**D	MI FONDS K10 SPK	0	666.634	666.634
**D	MI FONDS K11 SPK	0	140.163	140.163
**D	MI FONDS K12 SPK	0	162.801	162.801
**D	BOA PENSION PLAN MONDRIAN	0	3.085.637	3.085.637
**D	SBSA GEPE BLACKROCK EQUITY	0	1.055.729	1.055.729
**D	MTRCLEFFS GLB EQT JP MORGAN	0	106.552	106.552
**D	ATISF GOLDMAN INTL	0	203.416	203.416
**D	DEUTSHE XTRK SP HDG GLBL INFR	0	14.252	14.252
**D	RBS PZENA	0	2.990.925	2.990.925
**D	ROWF GT ACWI EX US	0	679.420	679.420
**D	ROWF GT ALPHAEXTEAFE	0	242.562	242.562
**D	ROWF GT ALPHAEXTEXUSC	0	190.557	190.557
**D	BCC SCHRODER	0	30.487	30.487
**D	FARMERS GROUP INC 401 K SAVINGS PLAN	0	663.820	663.820
**D	FARMERS GROUP INC EMPLOYEES PENSION PLAN TRUST	0	409.804	409.804
**D	TGWFF PANAGORA INTL EQ	0	61.293	61.293
**D	DEUTSCHE XTRKS MSCI EAFE CCYHDG	0	4.688.908	4.688.908
**D	MCKINLEYCAPINTLGROWT	0	507.300	507.300
**D	PGTF DR NON US EQUITY GT	0	54.011	54.011
**D	ASV RB EQ DEV MENKAR	0	131.122	131.122
**D	ABN AMRO PF UBS RAFI 1000	0	1.085.194	1.085.194
**D	ABN AMRO PF IPM RAFI 1000	0	1.099.840	1.099.840
**D	DEX FTSE DEV EX US COMP FACTOR	0	1.264	1.264
**D	RTC EMULATION	0	192.279	192.279
**D	RTC AFS	0	29.644	29.644
**D	SCEF MONDRIAN	0	467.616	467.616
**D	BOA PENSION SSGA	0	574.616	574.616
**D	LB CROYDON LGIM	0	276.000	276.000
**D	RAILWAYS PENSION TRUSTEE COMPANY LIMITED	0	426.401	426.401
**D	ADIF APP LSV IE	0	157.400	157.400
**D	TPPF PANAGORA DYN INTL EQ	0	59.866	59.866
**D	INTL ENHANCED INDEX	0	131.317	131.317
**D	SPARTAN INTL INDEX	0	9.846.738	9.846.738
**D	BELLSOUTH CORP REA VEBE TRUST	0	208.550	208.550

Azionisti:

Azionisti in proprio:

2616

6 Azionisti in delega:

14

2610

Pagina 27

670

Assemblea Ordinaria del 04 maggio 2017

LISTA ESITO DELLE VOTAZIONE  
 Oggetto: Nomina del Presidente del Cda

## FAVOREVOLI

Badge	Ragione Sociale	Proprio	Delega	Totale
**D	DEAM FONDS DCG EQ SPX	0	63.169	63.169
**D	THE CLEVELAND CLINIC FOUNDATION	0	353.407	353.407
**D	CLEVELAND CLINIC HEALTH SYSTEM PENSION TRUST	0	59.109	59.109
**D	WHF WCIC PZENA	0	198.125	198.125
**D	DNTF PANAGORA ASSET MGMT	0	141.722	141.722
**D	MILLPENCIL (US) LP	0	3.829	3.829
**D	DREYFUS INTERNATIONAL EQUITY FUND	0	1.409.895	1.409.895
**D	DREYFUS INTERNATIONAL STOCK INDEX FUND	0	310.621	310.621
**D	EOPTIO OPT INTL ACADIAN	0	318.787	318.787
**D	LF1F LSV ASSET MGMT	0	312.200	312.200
**D	DEUTSCHE XTRK MSCI ITALY HDG ETF	0	53.154	53.154
**D	INTL EQUITY FUND MONDRIAN	0	1.531.911	1.531.911
**D	MNVF SSGA INTL EQUITY	0	43.510	43.510
**D	SHELL PENSION TRUST	0	375.264	375.264
**D	SHELL PENSION TRUST	0	231.920	231.920
**D	DRMA LTD	0	443.591	443.591
**D	ATANDT UNION WELFARE BENEFIT TRUST	0	110.256	110.256
**D	WF AND CO CASH PLN MONDN INV PT	0	1.177.590	1.177.590
**D	WF AND CO CASH PLN EVERGN INV 1	0	355.577	355.577
**D	NTMA ISIF ILM EUROPEAN EQUITY	0	219.396	219.396
**D	WF ASU FDTN FOR A NEW AM UNIVERSITY	0	40.900	40.900
**D	WF MFS LTD EAFE GLOBAL	0	146.488	146.488
**D	SLI GLOBAL ABSOLUTE RET STRATEGIES	0	6.806.751	6.806.751
**D	SLI SICAV CON EU EQ IN FD	0	584.348	584.348
**D	SLI SICAV GBL FOCUSED STRATEGIES FD	0	490.376	490.376
**D	ADVANCED SERIES TRUST - AST FI PYRAMIS QUANTITATIVE PORTFOLIO	0	160.416	160.416
**D	GS KOKUSAI EQTY MASTER FD BNYMTCIL	0	497.639	497.639
**D	ALICNY BLACKROCK GBL EQUITY	0	48.067	48.067
**D	C9W CITW FD PARAMETRIC	0	25.495	25.495
**D	BNYMD AMITY EUROPEAN FUND	0	400.000	400.000
**D	BLACKROCK ACWI USIMI	0	2.259.221	2.259.221
**D	MONDRIAN FOCUSED INTL EQUITY	0	7.299.204	7.299.204
**D	RHODE ISLAND EMPLOYEES RETIREMENT SYSTEMS POOLED TRUST	0	208.363	208.363
**D	MGOF LSV INTL LCV	0	144.800	144.800
**D	UFUF MCM MSCI WORLD FD	0	97.641	97.641
**D	NYIF ES ARROWSTREET	0	69.461	69.461
**D	GETF GABELLI UTILITY TRUST	0	300.000	300.000
**D	PUBLIC EMPLOYEE RETIREMENT SYSTEM OF IDAHO	0	389.345	389.345
**D	PUBLIC EMPLOYEE RETIREMENT SYSTEM OF IDAHO	0	2.031.343	2.031.343
**D	RAYTHEON MASTER PENSION TRUST	0	503.300	503.300
**D	RAYTHEON MASTER PENSION TRUST	0	4.575	4.575
**D	STICHTING PENSIOENFONDS UWV	0	826.213	826.213
**D	INVESCO FUNDS	0	10.491.195	10.491.195

Pagina 28

14  
2610

Azionisti: 2616 Teste:  
 Azionisti in proprio: 6 Azionisti in delega:



LISTA ESITO DELLE VOTAZIONE  
 Oggetto: Nomina del Presidente del Cda

FAVOREVOLI

Badge	Ragione Sociale	Proprio	Delega	Totale
**D	NSNF PARA EAFE MONTI	0	62.803	62.803
**D	NSNF PARA EAFE PI 1	0	26.098	26.098
**D	NSNF PARA EAFE PI 2	0	25.143	25.143
**D	RPL BERNSTEIN NON EQ	0	6.460	6.460
**D	BOC AQR	0	159.865	159.865
**D	VANGUARD INTL HIGH DIV YLD INDEX FD	0	320.090	320.090
**D	MO3F MARATHON WELLINGTN	0	56.282	56.282
**D	CITY OF NEW YORK DEFERRED COMPENSATION PLAN	0	2.022.889	2.022.889
**D	HGHF HGLD PBINF WLNGTN	0	75.844	75.844
**D	HIGF HGLD PBINF WLGTN CF	0	40.586	40.586
**D	MCKINLEY CAPITAL COLLECTIVE INVESTMENT TRUST	0	303.210	303.210
**D	OICF OICL OCICL NUM GLOB	0	159.800	159.800
**D	OICF OICL OCICL PZENA	0	1.105.950	1.105.950
**D	MILLPENCIL (US) LP	0	1.897	1.897
**D	PGEF PG E QUALIFIED PANAGORA EAFE	0	232.085	232.085
**D	PGVF SSGA	0	5.723	5.723
**D	CENTRAL STATES SOUTHEAST AND SOUTHWEST AREAS PENSION FUND	0	909.800	909.800
**D	CZ AADELEN SSGA	0	95.385	95.385
**D	UCFF SANDERS CAPITAL LLC	0	117.800	117.800
**D	ACHMEA POOLS FC AWW	0	323.973	323.973
**D	BNYMTCIL MAN NUMERIC GLOBAL EQ TR	0	86.100	86.100
**D	FSEAF F208	0	2.052.583	2.052.583
**D	COLUMBIA SUSTAINABLE INTL EQ ETF	0	11.347	11.347
**D	COLUMBIA SUSTAINABLE GLOBAL EQ ETF	0	4.832	4.832
**D	NBK SSGA EQ 2	0	158.766	158.766
**D	NBK JPMF EQ	0	5.678.430	5.678.430
**D	NBK UBS EQ	0	130.434	130.434
**D	AZL INTERNATIONAL INDEX FUND	0	1.047.165	1.047.165
**D	AZL BLACKROCK GLOBAL ALLOCATIONFUND	0	157.639	157.639
**D	BGF EURO MKTS FD EURO EQUITY PF	0	16.961.269	16.961.269
**D	BGF EUROPEAN VALUE FD	0	15.770.848	15.770.848
**D	BGF FLEX MULTI ASSET GBL EQ PF	0	80.342	80.342
**D	BGF NEW ENERGY FD NAT RES	0	8.771.237	8.771.237
**D	JDRF MONDRIAN INVESTMENT	0	926.173	926.173
**D	KRESGE IA CAPITAL EAFE SUB2	0	23.934	23.934
**D	DEUTSCHE XTRK MSCI STH EUR HDG ETF	0	23.651	23.651
**D	BNY MELLON INTERNATIONAL FUND	0	2.295.634	2.295.634
**D	W11F LSV INTERNATIONAL	0	124.100	124.100
**D	BNYMTCIL FT EURO ALPHADEX UCITS ETF	0	67.031	67.031
**D	QSBF PANAGORA	0	125.083	125.083
**D	UNITED CHURCH FUNDS LSV ASSET MGMT	0	182.800	182.800
**D	BFTF MONDRIAN INV PARTNERS	0	500.425	500.425
**D	COUNTY EMPLOYEES ANNUITY AND BENEFIT FUND OF COOK COUNTY	0	914.270	914.270

672

LISTA ESITO DELLE VOTAZIONE  
 Oggetto: Nomina del Presidente del Cda

FAVOREVOLI

Badge	Regione Sociale	Proprio	Delega	Totale
**D	COUNTY EMPLOYEES ANNUITY AND BENEFIT FUND OF COOK COUNTY	0	292.224	292.224
**D	US BK BROOKFIELD GLB LST INF IN FD	0	622.800	622.800
**D	USBK BROOKFIELD GBL LIS INFRAS FD	0	612.000	612.000
**D	US BANK GUIDEMARK WORLD EX US FUND	0	82.769	82.769
**D	USBK NEWTON AND ROCHELLE BECKER FDN	0	10.440	10.440
**D	US BK DUNHAM INTERNATL STOCK FUND	0	53.039	53.039
**D	USBK ICLS 302 N 612 IUOE CON IND RE	0	166.200	166.200
**D	USBK LSV GLOBAL VALUE FUND	0	3.700	3.700
**D	USBK BROOKFIELD REAL ASSETS SEC FD	0	95.500	95.500
**D	USBK BBLF MONDRAIN INVST PTPS LTD	0	3.735.755	3.735.755
**D	USBK REGIONAL TRANSPORTATION DSPP	0	11.575	11.575
**D	USBK EAGLE INTERNATIONAL STOCK FD	0	37.247	37.247
**D	USBK AHAI RHUMBLINE ADVISERS	0	27.539	27.539
**D	B4305 FRB S LUND RES TR EBO B LUND	0	4.379	4.379
**D	B4306 FRB M LUND REV TR	0	5.831	5.831
**D	USBK AMERICAN HEART ASSOCIATION INC	0	12.018	12.018
**D	DB2F LSV ASSET MGMT	0	82.300	82.300
**D	LLNS LLC AND IANS LLC DEFINED BENEFIT PLAN GROUP TRUST	0	124.609	124.609
**D	LAWRENCE LIVERMORE NATIONAL SECURITY LLC AND LOS ALAMOS NATIONAL SECURITY LLC DEFINED BENEFIT PLANGROUP TRUST	233.270	0	233.270
**D	CORPORATION OF LLOYD S .	0	305.135	305.135
**D	RZSF1505 LSV ASSET MGMT	0	384.800	384.800
**D	RZSF3002 NON US EQ MONDRIAN	0	1.365.106	1.365.106
**D	DOCF DOCF MONDRAIN	0	223.792	223.792
**D	CYBF LSV ASSET MGMT	0	251.900	251.900
**D	HE5F NJF INVEST GRP	0	246.551	246.551
**D	HE6F NFJ INVEST GRP	0	31.005	31.005
**D	NEPF LSV ASSET MGMT	0	597.600	597.600
**D	AP7 EQUITY FUND	0	7.172.068	7.172.068
**D	3M ERIP RAFI EAFE	0	288.290	288.290
**D	ALASKA PERMANENT FUND CORPORATION	0	2.161.614	2.161.614
**D	ALASKA PERMANENT FUND CORPORATION	0	1.204.658	1.204.658
**D	BPS LEGAL AND GENERAL EUR BPSLGEUR	0	1.113.665	1.113.665
**D	CBZ CUIT INTERNATIONAL PRINCIPAL	0	229.547	229.547
**D	1135 APG DME SICK SEL	0	23.112.705	23.112.705
**D	1145 APG DME NUMERIC	0	13.360.400	13.360.400
**D	CBRE CLARION GLOBAL INFRASTRUCTURE VALUE FUND	0	73.157	73.157
**D	LMCG GLOBAL MULTICAP FUND	0	980	980
**D	SSGA GLOBAL TEMC STRAT POOL	0	13.148	13.148
**D	THE MANUFACTURERS LIFE INSURANCE COMPANY	0	460.237	460.237
**D	LUCENT TECHNOLOGIES INC MASTER PENSION TRUST	0	69.347	69.347
**D	GOULDSE LEVEN EV	0	75.000	75.000
**D	UNISYS MASTER TRUST	0	519.624	519.624

673

LISTA ESITO DELLE VOTAZIONE  
 Oggetto: Nomina del Presidente del Cda

FAVOREVOLI

Badge	Ragione Sociale	Proprio	Delega	Totale
**D	VIRGINIA RETIREMENT SYSTEM	0	452.810	452.810
**D	VIRGINIA RETIREMENT SYSTEM	0	2.271.897	2.271.897
**D	VIRGINIA RETIREMENT SYSTEM	0	385.000	385.000
**D	VIRGINIA RETIREMENT SYSTEM	0	1.894.500	1.894.500
**D	VIRGINIA RETIREMENT SYSTEM	0	263.000	263.000
**D	VIRGINIA RETIREMENT SYSTEM	0	11.602	11.602
**D	CEP DEP IP EURO EX UK ENH IND FD	0	26.712	26.712
**D	INVESCO PERPETUAL GLOBAL TARGETED INCOME FUND	0	229.200	229.200
**D	WF AGLITY GBL EQU LLC	0	50.492	50.492
**D	PANAGORA RISK PARITY MULTI ASSET MASTER FUND LTD	0	475.600	475.600
**D	JDRF LSV NON US LONG	0	2.390.997	2.390.997
**D	NFJNTLVALUETRUST	0	166.954	166.954
**D	AON HEWITT COLLECTIVE INVESTMENT TRUST	0	1.142.393	1.142.393
**D	CPA COP PSERS PSERS ACWI X US INDEX	0	1.613.052	1.613.052
**D	CPZ COP SBRS MCM MSCI WORLD X US	0	521.000	521.000
**D	AB FOODS ARTEMIS	0	380.275	380.275
**D	SYNGENTA UK PZENA	0	9.882	9.882
**D	IN8 COP TREAS FWP RHUMBLINE MSCI	0	2.505.200	2.505.200
**D	ENSIGN PEAK EAFE LSV ASSET	0	585.800	585.800
**D	ENSIGN PEAK CP LSV INTL LARGE	0	913.370	913.370
**D	IVY APOLLO MLT ASSET INC GEI IVY	0	2.662.769	2.662.769
**D	NV PERS MELLON CAPITAL INDEX	0	1.471.925	1.471.925
**D	NV PERS SSGA EAFE INDEX	0	46.436	46.436
**D	NV RBIF ALLNCEBRNSTN INTL EQ	0	1.986.367	1.986.367
**D	TEA BLACKROCK INC INTL	0	21.043	21.043
**D	UTC EHEC BLACKROCK UNITED TECHNOLOGIES CORPORATION MASTER RETIREMENT	0	674.300	674.300
**D	IVY EUROPEAN OPP	0	1.778.744	1.778.744
**D	SRP PANAGORA	0	742.658	742.658
**D	SRP AOR	0	1.375.800	1.375.800
**D	IVY GBL EQUITY INC	0	260.828	260.828
**D	STATE BOARD OF ADMINISTRATION OF FLORIDA	0	127.296	127.296
**D	AST GS MULTI ASSET PORT LIQ PDHE	0	150.608	150.608
**D	POOL RE JEM REI EQUITY	0	106.916	106.916
**D	SP VAN DE NEDERLANDSCHE BANK	0	197.200	197.200
**D	IAPARGE SANDERS	0	271.833	271.833
**D	POOL RE I AND G MSCI EQ	0	946.221	946.221
**D	BLL AQUIL LIIFGLO3000 FMEN WHT INDFD	0	2.782.400	2.782.400
**D	AST INTL VALUE LSV PD41	0	495.000	495.000
**D	TTPT INTL EQ PORT LSV PD11	0	1.744.200	1.744.200
**D	AST ADVANCED STRAT LSV PD15	0	60.404	60.404
**D	PENN SERIES DEV INTL INDEX FUND	0	5.023.021	5.023.021
**D	STICHTING RABOBANK PENSIOENFONDS	0	774.451	774.451
**D	PHC SSGA EQ	0	411.193	411.193
**D	PF INTERNATIONAL VALUE FUND	0		

674

LISTA ESITO DELLE VOTAZIONE  
 Oggetto: Nomina del Presidente del CdA

FAVOREVOLI

Badge	Regione Sociale	Proprio	Delega	Totale
**D	BNYMTD BLK CONTINENTAL EURO INC	0	9.597.585	9.597.585
**D	BNYMTD BLK CONT EUR EQ TRCK FD INV	0	5.528.806	5.528.806
**D	FLORIDA RETIREMENT SYSTEM	0	653.432	653.432
**D	FLORIDA RETIREMENT SYSTEM	0	393.771	393.771
**D	FLORIDA RETIREMENT SYSTEM	0	64.779	64.779
**D	FLORIDA RETIREMENT SYSTEM	0	3.119.709	3.119.709
**D	BLACKROCK WORLD EX FLORIDA RET SYS	0	844.199	844.199
**D	FLORIDA RETIREMENT SYSTEM	0	37.278	37.278
**D	THE BUCKINGHAM FUND	0	193.734	193.734
**D	INVESTMENT SOLUTIONS LIMITED	0	43.300	43.300
**D	THE CHILDRENS AID SOCIETY	0	11.300	11.300
**D	THE CHILDREN S AID SOCIETY RETIREMENT PLAN TRUST	0	404.700	404.700
**D	BROOKFIELD REAL ASSETS INCOME FUND INC	0	117.000	117.000
**D	PENSION FUND OF THE CHRISTIAN CHURCH DISCIPLES OF CHRIST	0	7.330.380	7.330.380
**D	PENSION RESERVES INVESTMENT TRUST FUND	0	71.900	71.900
**D	SOUTH DAKOTA RETIREMENT SYSTEM	0	29.716	29.716
**D	EMPLOYEES' RETIREMENT SYSTEM OF THE STATE OF HAWAII	0	833.100	833.100
**D	BELL ATLANTIC MASTER TRUST	0	735.207	735.207
**D	BELL ATLANTIC MASTER TRUST	0	26.174	26.174
**D	BELL ATLANTIC MASTER TRUST	0	51.213	51.213
**D	BELL ATLANTIC MASTER TRUST	0	317.516	317.516
**D	BELL ATLANTIC MASTER TRUST	0	106.033	106.033
**D	VEBA PARTNERSHIP N L P	0	74.107	74.107
**D	VEBA PARTNERSHIP N L P	0	37.503	37.503
**D	MEDTRONIC DEFINED CONTRIBUTION PLAN MASTER TRUST	0	209.859	209.859
**D	VOYA MUTLI MANAGER INTERNATIONAL FACTORS FUND	0	89.792	89.792
**D	VOYA INTERNATIONAL CORE FUND	0	107.515	107.515
**D	DUKE ENERGY QUALIFIED NUCLEAR DECOMMISSIONING	0	2.029.670	2.029.670
**D	BRIDGE BUILDER INTERNATIONAL EQUITY FUND	0	941.279	941.279
**D	INDIANA PUBLIC RETIREMENT SYSTEM	0	5.638.987	5.638.987
**D	LVIP MONDRIAN INTERNATIONAL VALUE FUND	0	196.199	196.199
**D	LVIP FRANKLIN TEMPLETON GLOBAL EQUITY MANAGED VOLATILITY FUND	0	1.348.384	1.348.384
**D	LINCOLN VARIABLE INSURANCE PRODUCTS TRUST LVIP SSGA INTERNATIONAL INDEX FUND	0	67.793	67.793
**D	MERCY INVESTMENT SERVICES, INC.	0	1.225.335	1.225.335
**D	PUBLIC EMPLOYEES RETIREMENT SYSTEM OF MISSISSIPPI	0	599.800	599.800
**D	SCHOOL EMPLOYEES RETIREMENT SYSTEM OF OHIO	0	46.097	46.097
**D	AGI PPI NR 30 AGI 1482 05 5603 SPK	0	38.803	38.803
**D	AGI PPI NR 30 HEL 1482 03 5601 SPK	0	961.323	961.323
**D	AGI VGI 1 SUB AKT 8477 23 6328 SPK	0	369.263	369.263
**D	AGI VGI 1 DIV OUA 8477 25 6338 SPK	0	6.836.530	6.836.530
**D	AGI VGL RCM S VAL 8478 10 6359 SPK	0	13.600.209	13.600.209
**D	AGI VGL IDLC 8478 22 6364 SPK	0	320.995	320.995
**D	AGI VGI 1 GRWT 8477 26 6372 SPK	0	1.017.739	1.017.739
**D	AGI VKA IDLC 8502 08 6344 SPK	0		

675



LISTA ESITO DELLE VOTAZIONE  
 Oggetto: Nomina del Presidente del Cda

FAVOREVOLI

Badge	Ragione Sociale	Proprio	Delega	Totale
**D	AGI FV WS RCM VAL 8490 06 5209 SPK	0	1.008.700	1.008.700
**D	AGI FV WS RCM IND 8490 07 5210 SPK	0	189.968	189.968
**D	AGI PEGASUS AKT1 8454 01 5221 SPK	0	379.752	379.752
**D	AGI KOMDY BS W 8523 03 5225 SPK	0	109.356	109.356
**D	AGI VKA RCM S VAL 8502 10 6376 SPK	0	2.961.330	2.961.330
**D	AGI PK 1 FONDS 8455 SPK	0	14.867	14.867
**D	PUBLIC EMPLOYEES RETIREMENT ASSOCIATION OF NEW MEXICO	0	499.515	499.515
**D	BOARD OF PENSIONS OF THE EVANGELICAL LUTHERAN CHURCH IN AMERICA	0	2.210.320	2.210.320
**D	SOUTH CAROLINA RETIREMENT SYSTEMS GROUPTRUST	0	76.008	76.008
**D	TENNESSEE VALLEY AUTHORITY RETIREMENT SYSTEM	0	384.831	384.831
**D	UMC BENEFIT BOARD, INC	0	531.845	531.845
**D	UPS GROUP TRUST	0	188.019	188.019
**D	WEST VIRGINIA INVESTMENT MANAGEMENT BOARD	0	3.293.860	3.293.860
**D	INTERNATIONAL BANK FOR RECONSTRUCTION AND DEVELOPMENT	0	44.318	44.318
**D	INTERNATIONAL BANK FOR RECONSTRUCTION AND DEVELOPMENT	0	62.101	62.101
**D	INTERNATIONAL BANK FOR RECONSTRUCTION AND DEVELOPMENT	0	389.047	389.047
**D	INTERNATIONAL BANK FOR RECONSTRUCTION AND DEVELOPMENT	0	55.718	55.718
**D	PRUDENTIAL INVESTMENT PORTFOLIO 2 PRUDENTIAL QMA INTL DEVELOPED MRKTS INDEX FUND	0	9.563	9.563
**D	MACQUARIE GLOBAL INFRASTRUCTURE TOTAL RETURN FUND INC	0	1.703.915	1.703.915
**D	ENERGY INSURANCE MUTUAL LIMITED	0	39.882	39.882
**D	ERK MUT INTL FD	0	856.234	856.234
**D	FRK MUT GLEB DISC FD	0	57.664.238	57.664.238
**D	FRK MUT EURO FD	0	17.391.006	17.391.006
**D	FRANKLIN MUTUAL GLOBAL DISCOVERY FUND	0	1.959.656	1.959.656
**D	FRANKLIN MUTUAL EUROPEAN FUND	0	2.142.260	2.142.260
**D	FGT FRK GLOBAL LSTD INFRASTRUCT FD	0	258.942	258.942
**D	SEI INVEST (EUROPE) LIMITED SE	0	82.695	82.695
**D	UBS (CAY) GLOBAL GROWTH AND IN	0	2.574	2.574
**D	METZLER STRATEGIC INV PUB LIM	0	81.280	81.280
**D	PIONEER INVESTMENT MANAGEMENT SGRPA / AZIONARIO CRESCITA	0	2.744.410	2.744.410
**D	NUMERIC EUROPEAN EQ FUND A SER	0	276.900	276.900
**D	PIONEER FUNDS - ITALIAN EQUITY	0	765.218	765.218
**D	TRUST AND CUSTODY SERV BANK	0	519.367	519.367
**D	PIONEER FUNDS - GLOBAL EQUITY	0	5.771.495	5.771.495
**D	KOKUSAI EQUITY INDEX FUND	0	92.793	92.793
**D	CONSULTING GROUP CAPITAL MARKE	0	162.612	162.612
**D	BLACKROCK GLOBAL ALLOCATION FU	0	15.203.748	15.203.748
**D	BLACKROCK GLOBAL ALL PORT IO	0	81.539	81.539
**D	BLACKROCK GLOBAL ALL VI FUND	0	4.023.292	4.023.292
**D	MFS RESEARCH INT FDP FUND OF	0	263.930	263.930
**D	BLACKROCK GLOBAL ALL FUND	0	311.793	311.793
**D	TRUST AND CUSTODY SERV BANK LT	0	219.392	219.392
**D	NORTHWESTERN MUTUAL SERIES FUN	0	1.137.335	1.137.335

Azionisti: 2616 Teste: 14  
 Azionisti in proprio: 6 Azionisti in delega: 2610

676

LISTA ESITO DELLE VOTAZIONE  
 Oggetto: Nomina del Presidente del Cda

FAVOREVOLI

Badge	Ragione Sociale	Proprio	Delega	Totale
**D	MASSMUTUAL SELECT BLACKROCK GL	0	220.084	220.084
**D	TOUCHSTONE STRATEGIC TRUST-TOU	0	81.000	81.000
**D	NESTLE FRANCE EQUILIBRE	0	49.253	49.253
**D	SG DIVERSIFIE ISR	0	59.537	59.537
**D	SG ACTIONS INTERNATIONALES	0	170.635	170.635
**D	ARRCO LONG TERME B ATT RAJA EL	0	361.210	361.210
**D	ARRCO QUANT 1	0	1.050.791	1.050.791
**D	FCPE MACIF CROISSANCE DURABLE	0	48.696	48.696
**D	MAIF CROISSANCE DURABLE	0	179.877	179.877
**D	CAVOM MINIMUM VARIANCE	0	122.984	122.984
**D	UF 6 A ACT	0	134.594	134.594
**D	CASETTE DIVERSIFIE	0	262.620	262.620
**D	SOGECAP LONG TERME N1 ACTION	0	231.102	231.102
**D	INDOCAM FLAMME	0	172.236	172.236
**D	LION FLAMME	0	147.742	147.742
**D	LIXIS FLAMME	0	228.468	228.468
**D	AIM EQUITY EMU 1	0	905.424	905.424
**D	ALLIANZ ASAC ACT EUR	0	180.777	180.777
**D	AIM EQUITY EUROPE PG VIE	0	593.660	593.660
**D	ALLIANZ CAVAMAC ACTIONS INT	0	58.294	58.294
**D	SG ACTIONS EUROPE MULTIGESTION	0	45.604	45.604
**D	DARWIN DIVERSIFIE 60-80 ACTION	0	35.732	35.732
**D	DARWIN DEVERSIFIE 80-100 ACTIO	0	120.266	120.266
**D	FDJ ACTIONS EURO	0	75.776	75.776
**D	ETOILE ENERGIE EUROPE	0	171.733	171.733
**D	ETOILE SECTORIELLE EUROPE	0	42.916	42.916
**D	ANTARIUS ROTATION SECTORIELLE	0	19.418	19.418
**D	OFT MARKET NEUTRAL EQUITY	0	1.026.458	1.026.458
**D	MACIF CROISSANCE DURABLE ET SO	0	88.210	88.210
**D	MACIF CROIS DURABLE EUROPE	0	1.234.603	1.234.603
**D	SG ACTIONS EUROPE	0	159.052	159.052
**D	SG ACTIONS MONDE	0	23.700	23.700
**D	SG ACTIONS EUROPE LARGE CAP	0	70.276	70.276
**D	LYX MSCI EMU ETF - MH C-CHF	0	2.904	2.904
**D	LYX MSCI EMU ETF - D - EUR	0	530.032	530.032
**D	COL LYX MSCI EMU ETF D EUR	0	2.750.000	2.750.000
**D	AZ CREATIONS 2	0	77.161	77.161
**D	LYXOR INDEX FUND EURO	0	22.044	22.044
**D	2) NUMERIC INVESTORS LLC	0	516.300	516.300
**D	ETOILE ACTIONS RENDEMENT	0	389.084	389.084
**D	OFT AM	0	403.853	403.853
**D	ALLIANZ VIE	0	52.698	52.698
**D	ALLIANZ VIE ACE ACTIONS	0	578.659	578.659

677

## Assemblea Ordinaria del 04 maggio 2017

LISTA ESITO DELLE VOTAZIONE  
Oggetto: Nomina del Presidente del Cda

## FAVOREVOLI

Badge	Ragione Sociale	Proprio	Delega	Totale
**D	AZ VIE PFON RETRAITE ACTION	0	316.262	316.262
**D	LYXOR EURO STOXX 300	0	153.743	153.743
**D	LYXOR STOXX EUROPE 600	0	112.037	112.037
**D	GARI EUROPEAN EQUITY	0	23.478	23.478
**D	LYXOR EURO STOXX 50 (DR)	0	383.232	383.232
**D	OFI FUND - EURO LARGE CAP	0	1.100.000	1.100.000
**D	UNION INVESTMENT LUXEMBOURG SA	0	558.004	558.004
**D	GMO MEANREVERSION FUND ONSHORE (A SERIES OF GMO MASTER PORT. (ONSHORE) LP) C/O GMO INV.	0	228.144	228.144
**D	NUMERIC ABS RETURN PD LP-EUNARMN	0	55.200	55.200
**D	MAN NUMERIC EUROPEAN ALPHA RESTRICTED MAPLECORP SERVICES LTD	0	1.400.904	1.400.904
**D	MISSOURI LOCAL GOVERNMENT EMPLOYEES RETIREMENT SYSTEM C/O PANAGORA ASSET MGMT INC	0	131.482	131.482
**D	PANAGORA DYNAMIC GLOBAL EXTENDED ALPHA FUND LTD	0	1.754.635	1.754.635
**D	MFS BLENDED RESEARCH GLOBAL EQUITY EXTENSION FUND	0	390.672	390.672
**D	ALLIANZ SUISSE LEBENSVERSICHERUNGS-GESELLSCHAFT AG	0	1.217.205	1.217.205
**D	UBS FUND MANAGEMENT (SWITZERLAND) AG.	0	2.710.815	2.710.815
**D	UBS FUND MGT (CH) AG CH0538 UBSCHIEF2 EGXS II	0	20.723	20.723
**D	UBS FUND MANAGEMENT (SWITZERLAND) AG.	0	3.353.089	3.353.089
**D	LANSDOWNE ENERGY DYNAMICS MASTER LP	0	2.644.708	2.644.708
**D	UBS (LUX) STRATEGY XTRA SICAV	0	40.813	40.813
**D	MLC INVESTMENTS, MLC LIMITED	0	1.511.955	1.511.955
**D	UBS ASSET MANAGEMENT (AUSTRALIA) LTD	0	28.329	28.329
**D	VICTORIAN SUPERANNDATION FUND	0	949.711	949.711
**D	MLC INVESTMENTS, MLC LIMITED	0	142.084	142.084
**D	UBS MULTI MANAGER ACCESS EMU EQUITIES	0	827.315	827.315
**D	UBS ASSET MANAGEMENT (AUSTRALIA) LTD	0	20.672	20.672
**D	UBS FUND MANAGEMENT (LUXEMBOURG) SA	0	121.485	121.485
**D	UBS (LUX) SICAV 1	0	75.937	75.937
**D	UBS (LUX) SICAV 1 EMU EQUITIES ENHANCED (EUR)	0	3.252.766	3.252.766
**D	UBS GLOBAL SOLUTIONS - GLOBAL EQUITIES EUR	0	1.058.304	1.058.304
**D	UBS GLOBAL SOLUTIONS - GLOBAL EQUITIES II EUR	0	67.157	67.157
**D	FOCUSED SICAV GLOBAL EQUITY STRATEGY (USD)	0	85.799	85.799
**D	UBS FUND MANAGEMENT (LUXEMBOURG) SA	0	21.012	21.012
**D	LANSDOWNE ICNAV-LANSDOWNE CLEAN ENERGY FUND	0	1.817.222	1.817.222
**D	ELECTRON CAYMAN COMPANY LIMITED.	0	661.547	661.547
**D	AEGON CUSTODY B.V	0	143.948	143.948
**D	AEGON CUSTODY B.V	0	1.053.768	1.053.768
**D	AEGON CUSTODY B.V	0	985.021	985.021
**D	AHL DIRECTIONAL EQUITIES MASTER LIMITED	0	507.143	507.143
**D	AHL EVOLUTION LTD SHARMAINE BERKELEY ARGONAUT LTD	0	16.789	16.789
**D	AHL GENESIS LIMITED	0	376.873	376.873
**D	AQR DELTA MASTER ACCOUNT LP COOGLER FIDUCIARY SERVICES (CAYMAN) LTD	0	3.588	3.588
**D	AXA UNIT TRUSTS-GLOBAL FUND	0	5.513.651	5.513.651
**D		0	9.000	9.000

Azionisti: 2616  
Azionisti in proprio: 6Teste: 14  
Azionisti in delega: 2610

Pagina 35

LISTA ESITO DELLE VOTAZIONE  
 Oggetto: Nomina del Presidente del Cda

FAVOREVOLI

Badge	Ragione Sociale	Proprio	Delega	Totale
**D	BERESFORD FUND PLC	0	90.709	90.709
**D	BLACK DIAMOND OFFSHORE LTD	0	30.154	30.154
**D	BLACK DIAMOND RELATIVE VALUE	0	180.771	180.771
**D	BLACK DIAMOND RELATIVE VALUE CAYMAN LP	0	38.928	38.928
**D	BLACK DIAMOND RELATIVE VALUE OFFSHORE LTD.	0	363.579	363.579
**D	CBOSC AFF CW BK GRP SUP WGS08	0	209.457	209.457
**D	CBOSC-CBGS-WGSS07	0	115.542	115.542
**D	CFSIL - COLONIAL FIRST STATE GLOBAL ASSET MANAGEMENT MULTI SECTOR TRUST I	0	1.289	1.289
**D	CFSIL RE COLONIAL FIRST STATE INVESTMENT FUND 10	0	145.928	145.928
**D	CITIBANK EUROPE PLC AS TRUSTEE FOR STANDARD LIFE WEALTH BALANCED BRIDGE FUND	0	1.912.709	1.912.709
**D	CITIBANK INTERNATIONAL PLC	0	1.600.880	1.600.880
**D	CITIBANK INTERNATIONAL PLC AS TRUSTEE CITIBANK INT.PLC	0	30.258.474	30.258.474
**D	COLONIAL FIRST STATE INVESTMENTS LIMITED	0	350.963	350.963
**D	COLONIAL FIRST STATE INVESTMENTS LIMITED	0	1.956.249	1.956.249
**D	COMMONWEALTH GLOBAL SHARE FUND 30	0	159.476	159.476
**D	COMMONWEALTH SPECIALIST FUND 36	0	6.441	6.441
**D	DOUBLE BLACK DIAMOND OFFSHORE LTD	0	680.293	680.293
**D	ECOFIN WATER AND POWER OPPORTUNITIES PLC CO BNP PARIBAS SECURITIES SERVICES	0	754.337	754.337
**D	IRISH LIFE ASSURANCE	0	62.865	62.865
**D	IRISH LIFE ASSURANCE	0	3.413.319	3.413.319
**D	IRISH LIFE ASSURANCE	0	47.770	47.770
**D	IRISH LIFE ASSURANCE	0	194.478	194.478
**D	IRISH LIFE ASSURANCE	0	816.693	816.693
**D	IRISH LIFE ASSURANCE PLC	0	159.949	159.949
**D	JANUS CAPITAL FUND PLC	0	411.843	411.843
**D	JAPAN TRUSTEE SERVICES BANK, LTD	0	3.167.527	3.167.527
**D	JOHN HANCOCK FUNDS II GLOBAL ABSOLUTE RETURN STRATEGIES FUND	0	877.073	877.073
**D	JOHN HANCOCK FUNDS II INTERNATIONAL STRATEGIC EQUITY ALLOCATION FUND	0	52.154	52.154
**D	JOHN HANCOCK GLOBAL FOCUSED STRATEGIES FUND	0	253.630	253.630
**D	JOHN HANCOCK VARIABLE INSURANCE TRUST INTERNATIONAL EQUITY INDEX TRUST	0	318.803	318.803
**D	KOREA POST	0	47.153.297	47.153.297
**D	LEGAL AND GENERAL ASSURANCE PENSIONS MANAGEMENT LIMITED	0	180.106	180.106
**D	LEGAL AND GENERAL ASSURANCE SOCIETY LIMITED	0	1.060.527	1.060.527
**D	LEGAL AND GENERAL COLLECTIVE INVESTMENT TRUST	0	24.300	24.300
**D	LSVIEHE, LSV2EHE	0	2.103.037	2.103.037
**D	MACQUARIE INVESTMENT MANAGEMENT LIMITED	0	81.026	81.026
**D	NATIONAL COUNCIL FOR SOCIAL SECURITY FUND.	0	483.452	483.452
**D	PINEBRIDGE FUND SERIES PINEBRIDGE EUROPE EQUITY FUND	0	203.887	203.887
**D	PRINCIPAL MPF EUROPEAN EQUITY FUND	0	500.477	500.477
**D	PRINCIPAL TRUST COMPANY (ASIA LIMITED)	0	117.913	117.913
**D	ROBECO INSTITUTIONAL CONSERVATIVE EQUITY FUND II	0	577.313	577.313
**D	ROBECO INSTITUTIONAL VALUE EQUITY FUND	0	431.563	431.563
**D	ROBECO UMBRELLA FUND I N.V. - ROBECO GLOBAL AC MULTI-FACTOR EQUITIES FUND	0	395.869	395.869
**D	SCRI ROBECO INSTITUTIONAL CONSERVATIVE EQUITY FUND.	0		

679

LISTA ESITO DELLE VOTAZIONE  
 Oggetto: Nomina del Presidente del CdA

FAVOREVOLI

Badge	Ragione Sociale	Proprio	Delega	Totale
**D	SDA INTL EQUITY INDEX FD WORLD	0	199.149	199.149
**D	SLIC - EUROPEAN EQUITY GROWTH FUND	0	510.629	510.629
**D	SLIC - EUROPEAN EQUITY INCOME FUND	0	6.154.685	6.154.685
**D	SLIC - GLOBAL EQUITY INCOME FUND	0	637.116	637.116
**D	STANDARD LIFE ASSURANCE LIMITED	0	23.046.317	23.046.317
**D	STANDARD LIFE WEALTH ACER FUND CITIBANK INTERNATIONAL PLC	0	69.675	69.675
**D	STICHTING CUSTODY ROBECO INSTITUTIONAL	0	292.126	292.126
**D	STICHTING PGM DEPOSITARY	0	10.145.861	10.145.861
**D	THE NOMURA TRUST AND BANKING CO LTD	0	154.777	154.777
**D	THE NOMURA TRUST AND BANKING CO LTD	0	9.811	9.811
**D	UNITED TECHNOLOGIES CORPORATION MASTER RETIREMENT TRUST (GLOBAL) C/O ANALYTIC INVESTORS LLC	0	13.536	13.536
**D	VICTORY CAPITAL INTERNATIONAL COLLECTIVE INVESTMENT TRUST	0	43.964	43.964
**D	VICTORY CEMP DEVELOPED ENHANCED VOLATILITY WTD INDEX ETF	0	28.137	28.137
**D	VICTORY CEMP INTERNATIONAL HIGH DIV VOLATILITY WTD INDEX ETF	0	61.967	61.967
**D	VICTORY CEMP INTERNATIONAL VOLATILITY WTD INDEX ETF	0	5.199	5.199
**D	VICTORY CEMP MARKET NEUTRAL INCOME FUND	0	23.688	23.688
**D	VICTORY RS GLOBAL FUND	0	33.541	33.541
**D	VICTORY RS INTERNATIONAL FUND	0	50.037	50.037
**D	VICTORY RS INTERNATIONAL VIP SERIES	0	382.678	382.678
**D	VICTORY TRIVALENT INTERNATIONAL FUND - CORE EQUITY	0	20.769	20.769
**D	WELLINGTON ALTA FUND	0	11.830	11.830
**D	MARITIME SUPER	0	149.300	149.300
**D	TRUST FOR RETIR MED, DENT & LIFE INS ARMY&AIR FORCE EXCH	0	69.083	69.083
**D	THE RETIREMENT ANN PL FOR EMPL OF THE ARMY&AIR FORCE EX SERV	0	155.782	155.782
**D	SONOMA COUNTY EMPLOYEES RETIREMENT ASSOCIATION	0	114.047	114.047
**D	TOWERS WATSON U.S. PENSION PLAN TRUST	0	158.375	158.375
**D	RIVERSIDE CHURCH IN THE CITY OF NEW YORK	0	65.499	65.499
**D	THE METHODIST HOSPITAL	0	218.100	218.100
**D	XEROX CORPORATION RETIREMENT & SAVINGS PLAN	0	82.200	82.200
**D	NOVARTIS CORPORATION PENSION MASTER TRUST	0	123.443	123.443
**D	QS INTERNATIONAL EQUITY FUND	0	492.399	492.399
**D	LEGG MASON DEVELOPED EX-US DIVERSIFIED CORE ETF	0	7.251	7.251
**D	STATE FARM VARIABLE PRODUCT TRUST, INTERNATIONAL EQ INDEX F	0	171.935	171.935
**D	TEACHERS' RETIREMENT SYSTEM OF THE STATE OF ILLINOIS	0	13.232	13.232
**D	TEACHERS' RETIREMENT SYSTEM OF THE STATE OF ILLINOIS	0	3.058.239	3.058.239
**D	BEAUMONT HEALTH MASTER RETIREMENT TRUST	0	25.329	25.329
**D	WILLIAM BEAUMONT HOSPITAL	0	24.337	24.337
**D	KAISER PERMANENTE GROUP TRUST	0	1.378.169	1.378.169
**D	HC CAPITAL TRUST- THE INSTITUTIONAL INTERNATIONAL EQUITY PTF	0	150.456	150.456
**D	ARKWRIGHT, LLC	0	38.202	38.202
**D	KAISER FOUNDATION HOSPITALS	0	331.300	331.300
**D	FIDELITY RUTLAND SQUARE TR II: STRAT ADV INT MULTI-MANAGER F	0	24.947	24.947
**D	FIDELITY RUTLAND SQUARETRUST II: STRATEGIC ADVISERS INT F	0	3.050.290	3.050.290

680

Azionisti: 2616 Teste: 14  
 Azionisti in proprio: 6 Azionisti in delega: 2610

LISTA ESITO DELLE VOTAZIONE  
 Oggetto: Nomina del Presidente del CdA

FAVOREVOLI

Badge	Ragione Sociale	Proprio	Delega	Totale
**D	JOHN HANCOCK VARIABLE INSURANCE TRUST UTILITIES TRUST	0	1.996.321	1.996.321
**D	WELLS FARGO UTILITIES AND HIGH INCOME FUND	0	1.225.000	1.225.000
**D	WELLS FARGO GLOBAL DIVIDEND OPPORTUNITY FUND	0	3.750.000	3.750.000
**D	LAUDUS INTERNATIONAL MARKETMASTERS FUND	0	30.819	30.819
**D	LAUDUS INTERNATIONAL EQUITY FUND	0	629.491	629.491
**D	SCHWAB INTERNATIONAL EQUITY ETF	0	4.292.614	4.292.614
**D	SCHWAB FUNDAMENTAL INTERNATIONAL LARGE COMPANY ETF	0	2.719.049	2.719.049
**D	SANFORD C. BERNSTEIN INTL VALUE EQ (CAP-WEIGHTED UNHEDGED) F	0	78.900	78.900
**D	JOHN HANCOCK ENDURING EQUITY FUND	0	748.298	748.298
**D	JOHN HANCOCK VAR INS TRUST STRATEGIC EQUITY ALLOCATION TRUST	0	2.077.243	2.077.243
**D	JOHN HANCOCK FUNDS II STRATEGIC EQUITY ALLOCATION FUND	0	1.303.542	1.303.542
**D	US RETIREMENT TRUST	0	133.611	133.611
**D	PUTNAM DYNAMIC RISK ALLOCATION FUND	0	47.899	47.899
**D	PUTNAM VARIABLE TRUST - PUTNAM VT GLOBAL ASSET ALLOCATION F	0	29.039	29.039
**D	PUTNAM DYNAMIC ASSET ALLOCATION GROWTH FUND	0	746.047	746.047
**D	PUTNAM DYNAMIC ASSET ALLOCATION BALANCED FUND	0	500.861	500.861
**D	PUTNAM DYNAMIC ASSET ALLOCATION CONSERVATIVE FUND	0	238.243	238.243
**D	PUTNAM GLOBAL UTILITIES FUND	0	740.654	740.654
**D	PUTNAM VARIABLE TRUST - PUTNAM VT GLOBAL UTILITIES FUND	0	304.635	304.635
**D	PUTNAM TOTAL RETURN TRUST	0	113.667	113.667
**D	PUTNAM RETIREMENT ADVANTAGE GAA GROWTH PORTFOLIO	0	337.513	337.513
**D	PUTNAM RETIREMENT ADVANTAGE GAA BALANCE PORTFOLIO	0	177.822	177.822
**D	PUTNAM RETIREMENT ADVANTAGE GAA CONSERVATIVE PORTFOLIO	0	47.960	47.960
**D	PUTNAM RETIREMENT ADVANTAGE GAA INCOME STRATEGIES PORTFOLIO	0	29.845	29.845
**D	PUTNAM RETIREMENT ADVANTAGE GAA EQUITY PORTFOLIO	0	122.077	122.077
**D	PUTNAM TOTAL RETURN FUND, LLC	0	37.152	37.152
**D	THE STATE OF NEVADA	0	68.297	68.297
**D	PUTNAM DYNAMIC ASSET ALLOCATION EQUITY FUND	0	38.992	38.992
**D	INTERNATIONAL PAPER CO COMMINGLED INVESTMENT GROUP TRUST	0	2.014.237	2.014.237
**D	LAZARD ASSET MANAGEMENT LLC	0	3.602	3.602
**D	LAZARD INTERNATIONAL EQUITY ADVANTAGE PORTFOLIO	0	1.510	1.510
**D	DEKA INVESTMENT GMBH FOR SFT 3-FONDS	0	251.256	251.256
**D	ALLIANZ GLOBAL INVESTORS GMBH FOR DBI-FONDS SFT 4	0	11.163	11.163
**D	J & J PENSION FUND OFF	0	54.836	54.836
**D	INTERNATIONAL EXPATRIATE BENEFIT MASTER TRUST	0	37.133	37.133
**D	MFS VARIABLE INSURANCE TRUST - MFS UTILITIES SERIES	0	9.768.066	9.768.066
**D	MFS HERITAGE TRUST COMPANY COLLECTIVE INVESTMENT TRUST	0	328.696	328.696
**D	MFS DEVELOPMENT FUNDS, LLC	0	16.657	16.657
**D	GOLDMAN SACHS TRST II-GOLDMAN SACHS MULTI-MNGR GLOBAL EQT FUND	0	6.998	6.998
**D	GOLDMAN SACHS TRUST- GOLDMAN SACHS GLOBAL MANAGED BETA FUND	0	8.013	8.013
**D	GOLDMAN SACHS TRUST - GOLDMAN SACHS GLOBAL INFRASTRUCTURE FUND	0	10.184	10.184
**D	GOLDMAN SACHS TRUST II GOLDMAN SACHS GQG PART INTL OPP FD	0	270.475	270.475
**D	INTERNATIONAL MONETARY FUND	0	318.037	318.037

681

LISTA ESITO DELLE VOTAZIONE  
 Oggetto: Nomina del Presidente del Cda

## FAVOREVOLI

Badge	Ragione Sociale	Proprio	Delega	Totale
**D	USAA GLOBAL EQUITY INCOME FUND	0	255.410	255.410
**D	ALLIANZBERNSTEIN GLOBAL RISK ALLOCATION FUND INC	0	10.639	10.639
**D	THE ALLIANZBERNSTEIN POOLING PTF - ALLIANCEB VOL MNGM PTF	0	70.699	70.699
**D	ALLIANZBERNST VAR PROD SER F INC.ALLIANCEB DYN ASSET ALL PTF	0	72.583	72.583
**D	AB VARIABLE PROD SERIES FD, INC.-AB BALANCED WEALTH STG PORTE	0	37.731	37.731
**D	ALLIANZ GLOBAL INVESTORS GMBH FOR DBI-FONDS ANDUS	0	225.319	225.319
**D	JOHN HANCOCK LIFE AND HEALTH INSURANCE COMPANY	0	365.073	365.073
**D	RUSSELL TRUST CO COMMINGLED EMPLOYEE BENEFIT FUNDS TRUST	0	10.535.977	10.535.977
**D	RUSSELL INVESTMENT COMPANY PLC	0	8.170.808	8.170.808
**D	METROPOLITAN LIFE INSURANCE COMPANY	0	289.164	289.164
**D	THE MASTER TRUST BK OF JP LTD: HITACHI FOREIGN EQ INDEX MF	0	147.136	147.136
**D	SPDR MSCI WORLD QUALITY MIX FUND	0	1.302	1.302
**D	COMMONFUND STRATEGIC SOLUTIONS GLOBAL EQUITY, LLC	0	488.700	488.700
**D	GMAM INVESTMENT FUNDS TRUST	0	673.786	673.786
**D	GMAM INVESTMENT FUNDS TRUST	0	805.100	805.100
**D	IBM RETIREMENT PLAN	0	52.225	52.225
**D	ALLIANZ GLOBAL INV GMBH FOR ALLIANZGI-FONDS SFT2	0	46.546	46.546
**D	DEUTSCHE ASSET MNGM INV GMBH FOR DEAM FONDS BBS	0	48.000	48.000
**D	THORNBERG INVESTMENT INCOME BUILDER FUND	0	15.700.200	15.700.200
**D	NEUBERGER BERMAN ALTERNATIVE FUNDS NB MULTI-ASSET INCOME FUND	0	747	747
**D	AMERICAN BUREAU OF SHIPPING	0	13.705	13.705
**D	JAPAN TRUSTEE SERV BK LTD ATF SMB PIMCO RAE LO VOL FR EQT M F	0	8.321	8.321
**D	PRINCIPAL GLOBAL INVESTORS COLLECTIVE INVESTMENT TRUST	0	527.642	527.642
**D	AMERICAN BAR ASSOCIATION MEMBERS/MTC COLLECTIVE TRUST	0	74.200	74.200
**D	AMERICAN CENTURY STRATEGIC ASSET ALL, INC. STRAT ALL CONS F	0	54.095	54.095
**D	AMERICAN CENTURY STRAT ASSET ALL, INC. STRAT ALL MODERATE F	0	227.054	227.054
**D	AMERICAN CENTURY STRAT ASSET ALL, INC. STRATEGIC ALL AGGR F	0	176.089	176.089
**D	AMERICAN CENTURY QUANTITATIVE EQUITY FUNDS, INC. INT CORE EQ	0	51.084	51.084
**D	AMERICAN CENTURY WORLD MUTUAL FUNDS, INC. INTL VALUE F	0	251.490	251.490
**D	AMERICAN CENTURY WORLD MUTUAL FUNDS INC - NT INT VALUE FUND	0	2.622.881	2.622.881
**D	AMERICAN CENTURY RETIREMENT DATE TRUST	0	361.897	361.897
**D	XEROX CANADA EMPLOYEES RETIREMENT PLAN	0	47.900	47.900
**D	PEOPLE'S BANK OF CHINA	0	6.064.055	6.064.055
**D	PEOPLE'S BANK OF CHINA	0	7.920.971	7.920.971
**D	JP FR SERV BK LTD ATF MATB MSCI KOKUSAI INDEX MOTHER F	0	159.409	159.409
**D	AXA IM SMART MATCHING SOLUTIONS PUBLIC LIMITED COMPANY	0	42.000	42.000
**D	ALPINE GLOBAL INFRASTRUCTURE FUND	0	521.000	521.000
**D	ANIMA FUNDS PLC	0	2.504.661	2.504.661
**D	ANGELES GLOBAL EQUITY OPPORTUNITIES FUND LLC	0	87.000	87.000
**D	THE MASTER TR BK OF JP LTD ATF INVESCO DEV COUNT EQ INDEX M F	0	750	750
**D	PENSION FUND OF SUMITOMO MITSUI BANKING CORPORATION	0	52.319	52.319
**D	THE MASTER TRUST BK OF JP RE F RUSSELL INV (JP) INTL EQUITY F	0	234.700	234.700
**D	TOYOTA MOTOR PENSION FUND	0	223.583	223.583

LISTA ESITO DELLE VOTAZIONE  
 Oggetto: Nomina del Presidente del Cda

FAVOREVOLI

Badge	Ragione Sociale	Proprio	Delega	Totale
**D	AQR GLOBAL ENHANCED MINIMUM VOLATILITY EQUITY FUND, L.P.	0	881	881
**D	AQR INTERNATIONAL EQUITY EDGE FUND, L.P.	0	4.360	4.360
**D	AQR FUNDS - AQR INT RELAXED CONSTRAINT EQUITY FUND	0	9.101	9.101
**D	ARROWSTREET MULTI STRATEGY UMBRELLA PLC	0	308.057	308.057
**D	ARROWSTREET INTERNATIONAL EQUITY EAFE TRUST FUND	0	68.288	68.288
**D	ARROWSTREET INTL EQ ACWI EX US ALPHA EXPENSION TRUST FUND	0	58.782	58.782
**D	AXA INVESTMENT MANAGERS DEUTSCHLAND GMBH FOR AXA EUROPA	0	150.000	150.000
**D	AXA INVESTMENT MANAGERS DEUTSCHLAND GMBH FOR AXA WELT	0	63.000	63.000
**D	GENERAL CONFERENCE CORPORATION OF SEVENTH DAY ADVENTISTS	0	313.808	313.808
**D	AXA ROSENBERG EQUITY ALPHA TRUST	0	1.665.000	1.665.000
**D	STATE OF ALASKA RETIREMENT AND BENEFITS PLANS	0	1.184.073	1.184.073
**D	STATE OF ALASKA RETIREMENT AND BENEFITS PLANS	0	815.702	815.702
**D	JP TRU SERVICES BK, LTD. AS TRU FOR SMTB GWAS EQ MOTHER FD	0	18.114	18.114
**D	OBLATE INTERNATIONAL PASTORAL INVESTMENT TRUST	0	28.150	28.150
**D	UNITED TECHNOLOGIES CORPORATION EMPLOYEE SAVINGS PLAN	0	515.967	515.967
**D	THE WALT DISNEY COMPANY RETIREMENT PLAN MASTER TRUST	0	111.482	111.482
**D	BROOKFIELD REAL ASSETS HYBRID MASTER FUND L.P.	0	73.800	73.800
**D	THE MASTER TRUST BK OF JP LTD: RUSSELL GLB ENVIR TECH FUND	0	3.338	3.338
**D	MERCER DIOCESE OF BROOKLYN GROWTH STRATEGY	0	156.815	156.815
**D	MERCER DIOCESE OF BROOKLYN LAY PENSION INVESTMENT TRUST	0	158.300	158.300
**D	MERCER DIOCESE OF BROOKLYN LAY PENSION INVESTMENT TRUST	0	78.140	78.140
**D	MERCER DIOCESE OF BROOKLYN LAY PENSION INVESTMENT TRUST	0	78.900	78.900
**D	MERCER DIOCESE OF BROOKLYN LAY PENSION INVESTMENT TRUST	0	2.569.483	2.569.483
**D	MERCER DIOCESE OF BROOKLYN LAY PENSION INVESTMENT TRUST	0	2.692.631	2.692.631
**D	SIEFORE XXI BANORVE CONS, SOC ANON DE CAPITAL VARIABLE	0	775.255	775.255
**D	TIAA-CREF FUNDS - ENHANCED INTERNATIONAL EQUITY INDEX FUND	0	179.232	179.232
**D	MET INVESTORS SERIES TRUST-ALLIANCE GLOBAL DYNAMIC ALL PTF	0	1.905.374	1.905.374
**D	MET INVESTORS SERIES TRUST- SCHROEDERS GLOBAL MULTI-ASSET PTF	0	6.172.022	6.172.022
**D	MET INVESTORS SERIES TRUST- JPMORGAN GLOBAL ACTIVE ALL PTF	0	843.198	843.198
**D	RUSSELL INVESTMENT COMPANY - RUSSELL INTERN DEVELOPED MKT F	0	319.508	319.508
**D	RUSSELL INVESTMENT COMPANY RUSSELL GLOBAL EQUITY FUND	0	78.732	78.732
**D	HENDERSON DIVIDEND + INCOME BUILDER FUND	0	77.181	77.181
**D	CENTRAL PROVIDENT FUND BOARD	0	11.899.564	11.899.564
**D	CALVERT VP EAFE INTERNATIONAL INDEX PORTFOLIO	0	8.108.176	8.108.176
**D	CAISSE DE DEPOT ET PLACEMENT DU QUEBEC	0	653.000	653.000
**D	THE REGENTS OF THE UNIVERSITY OF CALIFORNIA	0	699.746	699.746
**D	EIC ENERGY UTILITY FUND	0	1.821.881	1.821.881
**D	ALLIANZ GLOBAL INVESTORS GMBH FOR ELK-COFONDS	0	2.084.783	2.084.783
**D	MICROSOFT CORPORATION SAVINGS PLUS 401(K) PLAN	0	208.829	208.829
**D	ALLIANZ NFJ INTERNATIONAL VALUE FUND	0	57.753	57.753
**D	ALLIANZGI BEST STYLES GLOBAL EQUITY FUND	0	32.176	32.176
**D	ALLIANZGI BEST STYLES INTERNATIONAL EQUITY FUND	0	1.385	1.385
**D	ALLIANZGI GLOBAL DYNAMIC ALLOCATION FUND	0	193.435	193.435
**D	ALLIANZ NFJ INTERNATIONAL VALUE II FUND	0		
**D	LORD ABBETT SERIES FUND, INC. - INTERNATIONAL CORE EQ PTF	0		

683



LISTA ESITO DELLE VOTAZIONE  
 Oggetto: Nomina del Presidente del Cda

FAVOREVOLI

Badge	Ragione Sociale	Proprio	Delega	Totale
**D	LORD ABBET SECURITIES TRUST-LORD ABBETT INT CORE EQ F	0	1.690.148	1.690.148
**D	FEDEX CORPORATION EMPLOYEES PENSION TRUST	0	338.670	338.670
**D	PARAMETRIC INTERNATIONAL EQUITY FUND	0	157.274	157.274
**D	SOJECCI II LTEE	0	96.200	96.200
**D	TAX - MANAGED INTERNATIONAL EQUITY PORTFOLIO	0	48.562	48.562
**D	GABELLI UTILITIES FUND	0	250.000	250.000
**D	THE GABELLI DIVIDEND & INCOME TRUST	0	230.000	230.000
**D	THE GABELLI GLOBAL UTILITY & INCOME TRUST	0	80.000	80.000
**D	GENERAL ELECTRIC PENSION TRUST	0	2.628.347	2.628.347
**D	RUSSELL INVESTMENT FUNDS NON-U.S. FUND	0	998.328	998.328
**D	RUSSELL INVESTMENT COMPANY RUSSELL TAX-MANAGED INTL EQ FUND	0	739.735	739.735
**D	RUSSELL INVESTMENT COMPANY SELECT INTERNATIONAL EQUITY FUND	0	590.894	590.894
**D	LAND BK OF IW IN ITS CAP AS MSTR CUS OF FR TEM SIN M-A INC B F	0	28.195	28.195
**D	MARQUIS INSTITUTIONAL GLOBAL EQUITY PORTFOLIO	0	51.650	51.650
**D	PIMCO BALANCED INCOME FUND (CANADA)	0	14.100	14.100
**D	THE HARTFORD GLOBAL REAL ASSET FUND	0	114.712	114.712
**D	THE HARTFORDGLOBAL ALL- ASSET FUND	0	20.184	20.184
**D	AMERICAN FUNDS INSURANCE SERIES CAPITAL INCOME BUILDER	0	494.674	494.674
**D	ROCHE U.S. RETIREMENT PLANS MASTER TRUST	0	1.339.900	1.339.900
**D	CITY OF HOPE	0	86.500	86.500
**D	BECKMAN RESEARCH INSTITUTE OF THE CITY OF HOPE	0	61.500	61.500
**D	CITY OF HOPE NATIONAL MEDICAL CENTER	0	79.000	79.000
**D	CENTRAL BANK OF TRINIDAD AND TOBAGO	0	1.205.822	1.205.822
**D	RUSSELL INVESTMENT COMPANY MULTI-ASSET GROWTH STRATEGY FUND	0	29.004	29.004
**D	BROOKFIELD GLOBAL REAL ASSET FUND	0	18.200	18.200
**D	TRANSAMERICA JPMORGAN TACTICAL ALLOCATION VP	0	109.592	109.592
**D	MONY LIFE RETIREMENT INCOME SECURITYPLAN FOR EMPLOYEES	0	5.960	5.960
**D	TRANSAMERICA AB DYNAMIC ALLOCATION VP	0	39.844	39.844
**D	ICON INTERNATIONAL EQUITY FUND	0	177.000	177.000
**D	TANGERINE BALANCED INCOME PORTFOLIO	0	16.557	16.557
**D	TANGERINE BALANCED PORTFOLIO	0	101.866	101.866
**D	TANGERINE BALANCED GROWTH PORTFOLIO	0	86.522	86.522
**D	TANGERINE EQUITY GROWTH PORTFOLIO	0	74.941	74.941
**D	STATE FARM MUTUAL FUND TRUST, INTERNATIONAL INDEX FUND	0	158.717	158.717
**D	MASSMUTUAL SELECT OVERSEAS FUND	0	465.251	465.251
**D	MAINSTAY VP MFS UTILITIES PORTFOLIO	0	7.895.688	7.895.688
**D	TRANSAMERICA BLACKROCK GLOBAL ALLOCATION VP	0	705.964	705.964
**D	MM SELECT EQUITY ASSET FUND	0	171.948	171.948
**D	MM MSCI EAFE INTERNATIONAL INDEX FUND	0	166.142	166.142
**D	GMO TAX-MANAGED GLOBAL BALANCED PORTFOLIO	0	38.039	38.039
**D	GMO IMPLEMENTATION FUND	0	2.652.207	2.652.207
**D	JANUS CAPITAL MANAGEMENT LLC	0	20	20
**D	RUSSELL INVESTMENT COMPANY IV PLC	0	537.826	537.826

684

LISTA ESITO DELLE VOTAZIONE  
 Oggetto: Nomina del Presidente del CdA

FAVOREVOLI

Badge	Ragione Sociale	Proprio	Delega	Totale
**D	JOHNSON & JOHNSON PENSION & SAVINGS PLANS MASTER TRUST	0	198.000	198.000
**D	PENSIONSKASSE JOHNSON & JOHNSON SCHWEIZ	0	82.709	82.709
**D	INTECH GLOBAL ALL COUNTRY ENHANCED INDEX FUND LLC	0	7.819	7.819
**D	SUNAMERICA SERIES TRUST GLOBAL EQUITIES PORTFOLIO	0	360.140	360.140
**D	SUNAMERICA SERIES TRUST TELECOM UTILITY PORTFOLIO	0	272.236	272.236
**D	SEASONS SERIES TRUST ASSET ALLOCATION:DIVERSIFIED GROWTH PTF	0	35.095	35.095
**D	SEASONS SERIES TRUST INTERNATIONAL EQUITY PORTFOLIO	0	126.595	126.595
**D	SUNAMERICA SERIES TRUST- SA BLACKROCK VCP GLO MUL ASSET PTF	0	172.059	172.059
**D	SUNAMERICA SERIES TRUST- SA BLACKROCK VCP GLO ALLOC PORTFOLIO	0	64.530	64.530
**D	SUNAMERICA SERIES TRUST - SA INTERNATIONAL INDEX PORTFOLIO	0	136.619	136.619
**D	ORANGE COUNTY EMPLOYEES RETIREMENT SYSTEM	0	383.270	383.270
**D	RUSSELL COMMON CONTRACTUAL FUND	0	333.200	333.200
**D	RUSSELL INSTITUTIONAL FUNDS PLC	0	394.086	394.086
**D	STATE STREET GLOBAL EQUITY EX-US INDEX PORTFOLIO	0	29.890	29.890
**D	STATE STREET DISCIPLINED GLOBAL EQUITY PORTFOLIO	0	370.696	370.696
**D	STATE STREET INTERNATIONAL DEVELOPED EQUITY INDEX PORTFOLIO	0	9.520	9.520
**D	DEUTSCHE EAFE EQUITY INDEX FUND	0	1.341.151	1.341.151
**D	KE INTERNATIONAL EQUITY FUND	0	33.775	33.775
**D	KANSAS PUBLIC EMPLOYEES RETIREMENT SYSTEM	0	151.868	151.868
**D	RHUMBLINE INTERNATIONAL POOLED INDEX TRUST	0	1.847.947	1.847.947
**D	LOS ANGELES COUNTY EMPLOYEES RETIREMENT ASSOCIATION	0	42.398	42.398
**D	LORD ABBETT INTERNATIONAL CORE EQUITY TRUST	0	104.000	104.000
**D	SPDR MSCI ACWI IMI ETF	0	93.243	93.243
**D	SPDR MSCI EAFE QUALITY MIX ETF	0	16.475	16.475
**D	SPDR MSCI WORLD QUALITY MIX ETF	0	45.802	45.802
**D	HARTFORD MULTIFACTOR DEVELOPED MARKETS (EX-US) ETF	0	3.744	3.744
**D	ALLIANCEBERNSTEIN INTERNATIONAL ALL-COUNTRY PASSIVE SERIES	0	7.767	7.767
**D	MARYLAND STATE RETIREMENT & PENSION SYSTEM	0	90.835	90.835
**D	RUSSELL INV MULTI-ASSET FACTOR EXPOSURE FUND	0	1.865.751	1.865.751
**D	ALLIANZ GLOBAL INVESTORS GMBH FOR ALLIANZ STRAT. BALANCE	0	217.156	217.156
**D	ALLIANZ GLOBAL INVESTORS GMBH FOR ALLIANZ STRAT. STABILITAET	0	302.528	302.528
**D	ALLIANZ GLOBAL INVESTORS GMBH FOR ALLIANZ STRAT. WACHSTUM	0	51.834	51.834
**D	THE PRUDENTIAL INSURANCE COMPANY OF AMERICA	0	388.061	388.061
**D	PRUDENTIAL TRUST CO MASTER COMMINGLED INV F FOR TAX EXEMPT TR	0	628.929	628.929
**D	MDPIM INTERNATIONAL EQUITY POOL	0	469.482	469.482
**D	MD INTERNATIONAL VALUE FUND	0	373.100	373.100
**D	MD EQUITY FUND	0	152.189	152.189
**D	MD EQUITY FUND	0	413.850	413.850
**D	MDPIM INTERNATIONAL EQUITY POOL	0	105.800	105.800
**D	MD INTERNATIONAL VALUE FUND	0	1.312.658	1.312.658
**D	MGI FUNDS PLC	0	39.200	39.200
**D	MERCER INTERNATIONAL EQUITY FUND	0	89.607	89.607
**D		0	100.000	100.000

685

LISTA ESITO DELLE VOTAZIONE  
 Oggetto: Nomina del Presidente del CdA

FAVOREVOLI

Badge	Ragione Sociale	Proprio	Delega	Totale
**D	MERCER QIF CCF	0	6.182.419	6.182.419
**D	MERCER QIF FUND PLC	0	101.228	101.228
**D	MERCER QIF FUND PLC	0	314.747	314.747
**D	MERCER GLOBAL EQUITY FUND	0	594.456	594.456
**D	MGI FUNDS PLC	0	1.336	1.336
**D	MORGAN STANLEY INSTITUTIONAL FUND TR- GL MULTI-ASSET INC PTF	0	11.684	11.684
**D	MET INVESTORS SERIES TRUST- PANAGORA GLO DIVERSIFIED RISK PTF	0	6.835	6.835
**D	BLUE CROSS BLUE SHIELD OF KANSAS, INC	0	26.125	26.125
**D	NORTHROP GRUMMAN CORPORATION VEEA MASTER TRUST I	0	9.415	9.415
**D	BURROUGHS WELLCOME FUND	0	9.411	9.411
**D	DEUTSCHE BANK-ONSHORE	0	3.987.454	3.987.454
**D	STATE OF NEW JERSEY COMMON PENSION FUND D	0	785.400	785.400
**D	ONTARIO TEACHERS PENSION PLAN BOARD	0	390.042	390.042
**D	NEW SHIPS, INC. PENSION MASTER TRUST	0	2.462.589	2.462.589
**D	CITY OF NEW YORK GROUP TRUST	0	34.886	34.886
**D	ONEOK, INC. RETIREMENT PLAN TRUST	0	709.642	709.642
**D	COSMOPOLITAN INVESTMENT FUND	0	1.241.002	1.241.002
**D	PIMCO RAE FUNDAMENTAL INTERNATIONAL FUND LLC	0	504.064	504.064
**D	PIMCO EQUITY SERIES: PIMCO RAE FUNDAMENTAL INTERNATIONAL FUND	0	2.536.580	2.536.580
**D	PRINCIPAL LIFE INSURANCE COMPANY	0	633.386	633.386
**D	DIVERSIFIED REAL ASSET CIT	0	50.293	50.293
**D	PUTNAM WORLD TRUST	0	35.573	35.573
**D	THE UNIVERSITY OF HONG KONG	0	1.500.092	1.500.092
**D	CERN PENSION FUND	0	92.664	92.664
**D	RETIREMNT & SEC PROG. & SAVNGS PLN OF NTCA & ITS MBRS MSTR TST	0	68.000	68.000
**D	DEUTSCHE ASSET MNGM INV GMBH FOR DEAM-FONDS KLP 1	0	25.152	25.152
**D	DEUTSCHE ASSET MNGM INV GMBH FOR DEAM-FONDS PPC GEQ	0	70.000	70.000
**D	DEUTSCHE ASSET MNGM INV GMBH FOR DEAM-FONDS RKBS	0	19.566	19.566
**D	DEUTSCHE ASSET MNGM INV GMBH FOR DEAM-FONDS BW GERMANY	0	137.000	137.000
**D	DEUTSCHE ASSET MNGM INV GMBH FOR DEAM-FONDS DN13	0	159.249	159.249
**D	DEUTSCHE ASSET MNGM INV GMBH FOR DEAM-FONDS PPC EQ	0	69.458	69.458
**D	DEUTSCHE ASSET MNGM INV GMBH FOR GCB PENSION FUND GERMANY	0	20.000	20.000
**D	DEUTSCHE ASSET MNGM INV GMBH FOR DEAM FONDS AKS	0	40.000	40.000
**D	DEUTSCHE ASSET MNGM INV GMBH FOR DEAM FONDS DAM 2	0	30.000	30.000
**D	DEUTSCHE ASSET MNGM INV GMBH FOR DEAM-FONDS BG 2	0	110.000	110.000
**D	DEUTSCHE ASSET MNGM INV GMBH FOR DEAM FONDS TOCO	0	20.900	20.900
**D	DEUTSCHE ASSET MNGM INV GMBH FOR DEAM FONDS AVD 2	0	85.000	85.000
**D	DEUTSCHE ASSET MNGM INV GMBH FOR DEAM-FONDS-BCA 1	0	33.900	33.900
**D	DEUTSCHE ASSET MNGM INV GMBH FOR DEAM FONDS DAA	0	60.000	60.000
**D	DEUTSCHE ASSET MNGM INV GMBH FOR DEAM-FONDS DEUK	0	24.000	24.000
**D	DEUTSCHE ASSET MNGM INV GMBH FOR DEAM-FONDS CA IV	0	60.000	60.000
**D	DEUTSCHE ASSET MNGM INV GMBH FOR DEAM FONDS KDE 1	0	215.511	215.511
**D	DEUTSCHE ASSET MNGM INV GMBH FOR DEAM FONDS WOP 1	0	135.396	135.396
**D	DEUTSCHE ASSET MNGM INV GMBH FOR DEAM FONDS WOP 2	0		

686

LISTA ESITO DELLE VOTAZIONE  
 Oggetto: Nomina del Presidente del Cda

FAVOREVOLI

Badge	Ragione Sociale	Proprio	Delega	Totale
**D	DEUTSCHE ASSET MNGM INV GMBH FOR STIFTUNGSFONDS SVOP	0	89.909	89.909
**D	DEUTSCHE ASSET MNGM INV GMBH FOR DEAM-FONDS DVERG	0	45.000	45.000
**D	DEUTSCHE ASSET MNGM INV GMBH FOR DEAM-FONDS PFM	0	70.000	70.000
**D	DEUTSCHE ASSET MNGM INV GMBH FOR DEAM-FONDS EXEMPLUM	0	15.000	15.000
**D	DEUTSCHE ASSET MNGM INV GMBH FOR DEAM-FONDS NSW	0	40.500	40.500
**D	DEUTSCHE AM INV GMBH FOR DEAM FONDS RHEIN	0	340.000	340.000
**D	DEUTSCHE ASSET MNGM INV GMBH FOR DEAM FONDS KILLI	0	11.000	11.000
**D	DEUTSCHE ASSET MNGM INV GMBH FOR DEAM FONDS STEWL	0	500.000	500.000
**D	DEUTSCHE ASSET MNGM INV GMBH FOR DEAM FONDS SLM 1	0	362.100	362.100
**D	DEUT ASS & WEALTH MNGM INV GMBH FOR DEAM-FONDS LHG 1	0	202.000	202.000
**D	DEUTSCHE ASSET MNGM INV GMBH FOR DEAM FONDS PMC 1	0	120.000	120.000
**D	DEUTSCHE ASSET MNGM INV GMBH FOR DEAM FONDS PKN 2	0	2.998.721	2.998.721
**D	DEUTSCHE ASSET MNGM INV GMBH FOR DEAM-FONDS OKA	0	30.000	30.000
**D	DEUTSCHE ASSET MNGM INV GMBH FOR DEAM FONDS AO 1	0	10.000	10.000
**D	DEUTSCHE ASSET MNGM INV GMBH FOR DEAM FONDS APD	0	5.000	5.000
**D	DEUTSCHE ASSET MNGM INV GMBH FOR DEAM FONDS UVG 1	0	23.400	23.400
**D	DEUTSCHE ASSET MNGM INV GMBH FOR DEAM FONDS PTF	0	77.000	77.000
**D	DEUTSCHE ASSET MNGM INV GMBH FOR DEAM FONDS RTU 1	0	20.000	20.000
**D	DEUTSCHE ASSET MNGM INV GMBH FOR DEAM FONDS PSF 1	0	31.304	31.304
**D	DEUTSCHE ASSET MNGM INV GMBH FOR DEAM FONDS SCSM	0	12.901	12.901
**D	DEUTSCHE ASSET MNGM INV GMBH FOR DEAM FONDS STK	0	28.600	28.600
**D	DEUTSCHE ASSET MNGM INV GMBH FOR DEAM-FONDS SVSW	0	55.000	55.000
**D	DEUTSCHE ASSET MNGM INV GMBH FOR DEAM-FONDS UZS 1	0	50.000	50.000
**D	DEUTSCHE ASSET MNGM INV GMBH FOR STIFTUNGSFONDS SV 1	0	240.000	240.000
**D	DEUTSCHE ASSET MNGM INV GMBH FOR STIFTUNGSFONDS SVC 1	0	38.868	38.868
**D	DEUTSCHE ASSET MNGM INV GMBH FOR DEAM FONDS SWI	0	33.000	33.000
**D	DEUTSCHE ASSET MNGM INV GMBH FOR DEAM F STRATAV EUR STRAT1	0	125.000	125.000
**D	DEUTSCHE ASSET MNGM INV GMBH FOR DEAM FONDS VEF	0	13.500	13.500
**D	DEUTSCHE ASSET MNGM INV GMBH FOR DEAM-HAD-MITARBEITER I	0	6.500	6.500
**D	DEUTSCHE ASSET MNGM INV GMBH FOR DEAM-HAD-MITARBEITER II	0	15.000	15.000
**D	DEUTSCHE ASSET MNGM INV GMBH FOR DEAM-FONDS LW1	0	20.000	20.000
**D	DEUTSCHE ASSET MNGM INV GMBH FOR DEAM-FONDS ZDB	0	150.000	150.000
**D	DEUTSCHE ASSET MNGM INV GMBH FOR DEAM FONDS PVZ 1	0	16.000	16.000
**D	DEUTSCHE ASSET MNGM INV GMBH FOR DEAM FONDS ZSB 1	0	230.000	230.000
**D	DEUTSCHE ASSET MNGM INV GMBH FOR DEAM-FONDS CPT	0	60.000	60.000
**D	INTEL CORPORATION RETIREE MEDICAL PLAN TRUST	0	5.820	5.820
**D	STATE OF ALASKA DEPARTMENT OF ADMINISTRATION	0	49.044	49.044
**D	ALASKA COMMON TRUST FUND	0	354.310	354.310
**D	AQR COLLECTIVE INVESTMENT TRUST	0	211.155	211.155
**D	GREYSTONE INTERNATIONAL INCOME AND GROWTH FUND	0	110.644	110.644
**D	GREYSTONE GLOBAL INCOME + GROWTH FUND	0	345.600	345.600
**D	PANAGORA DYNAMIC GLOBAL EQUITY (EX TOBACCO) FUND	0	94.448	94.448
**D		0	1.068.850	1.068.850

687

LISTA ESITO DELLE VOTAZIONE  
 Oggetto: Nomina del Presidente del CdA

FAVOREVOLI

Badge	Regione Sociale	Proprio	Delega	Totale
**D	THRIVENT PARTNER WORLDWIDE ALLOCATION FUND	0	263.178	263.178
**D	THRIVENT PARTNER WORLDWIDE ALLOCATION PORTFOLIO	0	579.002	579.002
**D	RUSSELL INSTITUTIONAL FUNDS, LLC-RUSSELL INTL EQUITY FUND	0	1.182.987	1.182.987
**D	RUSSELL INSTL FUNDS, LLC-RUSSELL MULTI-ASSET CORE PLUS FUND	0	281.928	281.928
**D	RUSSELL INSTITUTIONAL FUNDS, LLC-RUSSELL GLOB EQ PLUS FUND	0	133.718	133.718
**D	FLOURISH INVESTMENT CORPORATION	0	10.935.993	10.935.993
**D	OMERS ADMINISTRATION CORPORATION	0	59.593	59.593
**D	HONG KONG HOUSING SOCIETY	0	236.311	236.311
**D	GOV OF HM THE SULTAN AND YANG DI-PERTUAN OF BRUNEI DARUSSALAM	0	363.295	363.295
**D	BANK OF KOREA	0	1.032.609	1.032.609
**D	BIMCOR OVERSEAS POOLED FUND	0	270.659	270.659
**D	BIMCOR GLOBAL EQUITY POOLED FUND	0	541.008	541.008
**D	SPHERE FTSE EUROPE SUSTAINABLE YIELD INDEX ETF	0	3.908	3.908
**D	POWER ASSETS DEFINED CONTRIBUTION SCHEME	0	15.447	15.447
**D	SANOFI-AVENTIS US PENSION TRUST	0	45.600	45.600
**D	SSGA MSCI ACWI EX-USA INDEX NON-LENDING DAILY TRUST	0	174.679	174.679
**D	GAM INVESTMENT MANAGEMENT (SWITZERLAND) AG	0	434.785	434.785
**D	GAM INVST MANAG (SWITZ) AG VI VORSORGEINV VI CORE AKTN AUSLAND	0	9.120	9.120
**D	HARTFORD SCHRODERS INTERNATIONAL MULTI-CAP VALUE FUND	0	194.636	194.636
**D	STATE STREET IRELAND UNIT TRUST	0	1.867.747	1.867.747
**D	STANDARD LIFE INV GLO ABS RETURN STRAT MASTER FUND LTD.	0	2.182.476	2.182.476
**D	STANDARD LIFE INVEST GLOBAL FOCUSED STRATEGIES MASTER FUND LTD	0	520.890	520.890
**D	SWISS AND GLOBAL AM AG ON BEHALF OF SSGA EUROPE EQUITY INDEX	0	23.030	23.030
**D	SSGA SPDR ETFs EUROPE I PUBLIC LIMITED COMPANY	0	1.052.072	1.052.072
**D	SSGA SPDR ETFs EUROPE II PUBLIC LIMITED COMPANY	0	1.121.453	1.121.453
**D	SIR DAVID TRENCH FUND FOR RECREATION	0	19.258	19.258
**D	SUNSUPER SUPERANNUATION FUND	0	915.151	915.151
**D	CALIFORNIA PUBLIC EMPLOYEES RETIREMENT SYSTEM	0	24.831.484	24.831.484
**D	ROMAN CATHOLIC BISHOP OF SPRINGFIELD A CORPORATION SOLE	0	8.322	8.322
**D	TEACHER RETIREMENT SYSTEM OF TEXAS	0	16.921.108	16.921.108
**D	TENNESSEE CONSOLIDATED RETIREMENT SYSTEM	0	5.134.859	5.134.859
**D	DEUTSCHE ASSET MNGM INV GMBH FOR DEAM-FONDS PG EQ	0	196.866	196.866
**D	AXA SWISS INSTITUTIONAL FUND - EQUITIES GLOBAL EX SWITZERLAND	0	99.000	99.000
**D	DEUTSCHE ASSET MNGM INV GMBH FOR DEAM FONDS MIR 1	0	33.000	33.000
**D	DEUTSCHE ASSET MNGM INV GMBH FOR DEAM FONDS GEN 1	0	80.000	80.000
**D	DEUTSCHE ASSET MNGM INV GMBH FOR DEAM FONDS PFDB	0	47.194	47.194
**D	PINEBRIDGE GLOBAL FUNDS	0	240.269	240.269
**D	DEUTSCHE ASSET MNGM INV GMBH FOR DEAM-FONDS BPT	0	840.000	840.000
**D	METZLER ASSET MANAGEMENT GMBH FOR MI-FONDS 415	0	1.903.915	1.903.915
**D	DEUTSCHE ASSET MNGM INV GMBH FOR DEAM-FONDS RVT	0	30.000	30.000
**D	ALLIANZ GLOBAL INVESTORS GMBH FOR ALLIANZGI-FONDS HPT	0	221.286	221.286
**D	DEUTSCHE ASSET MNGM INV GMBH FOR DEAM-FONDS PAL 1	0	69.300	69.300
**D	DEUTSCHE ASSET MNGM INV GMBH FOR DEAM-FONDS GSK 1	0	85.000	85.000

688

LISTA ESITO DELLE VOTAZIONE  
 Oggetto: Nomina del Presidente del Cda

FAVOREVOLI

Badge	Ragione Sociale	Proprio	Delega	Totale
**D	ASIAN DEVELOPMENT BANK	0	352.688	352.688
**D	UBS (IRL) ETF PLC	0	614.225	614.225
**D	SOUTH CALIF UTD FOOD & COMM WK UN & FOOD EMPL JOINT PENS TR F	0	811.564	811.564
**D	CAPITAL GROUP INTERNATIONAL EQUITY FUND (CANADA)	0	26.647	26.647
**D	CAPITAL INTERNATIONAL - GROWTH AND INCOME	0	49.000	49.000
**D	VANGUARD FTSE DEVELOPED EUROPE ALL CAP INDEX ETF	0	77.183	77.183
**D	VANGUARD FTSE DEVELOPED ALL CAP EX NORTH AMERICA INDEX ETF	0	70.153	70.153
**D	VANGUARD DEVEL ALL-CAP EX NORTH AMERICA EQT IND POOLED FUND	0	14.116	14.116
**D	VANGUARD GLOBAL VALDE FACTOR ETF	0	2.139	2.139
**D	VANGUARD INVESTMENTS II COMMON CONTRACTUAL FUND	0	175.472	175.472
**D	VANGUARD INVESTMENTS COMMON CONTRACTUAL FUND	0	619.874	619.874
**D	VANGUARD FTSE DEVELOPED EUROPE INDEX ETF	0	17.315	17.315
**D	THE WELLINGTON TR CO NAT ASS MULT COM, ENDURING ASSETS PTF	0	781.961	781.961
**D	THE WELLINGTON TR CO NAT ASS MULT COM, REAL TOTAL RETURN PTF	0	1.180.874	1.180.874
**D	WELLINGTON TR CO, NA MULT COMM TR F TR, DAILY END ASS PTF	0	1.275.313	1.275.313
**D	WELLINGTON TR CO NAT ASS MULT COM TR F TR DAILY END ASS PTF	0	123.875	123.875
**D	THE WELLINGTON TR CO NAT ASS MULT COLLECTIVE INV F TRUST II	0	472.328	472.328
**D	WELLS FARGO BK DECL OF TR EST INV FUNDS FOR EMPLOYEE BEN TR	0	79.600	79.600
**D	WELLS FARGO DIVERSIFIED INTERNATIONAL FUND	0	361.086	361.086
**D	WELLS FARGOMASTER TRUST DIVERSIFIED STOCK PORTFOLIO	0	1.706.600	1.706.600
**D	WELLS FARGO MASTER TRUST INTERNATIONAL VALUE PORTFOLIO	0	22.297	22.297
**D	WELLINGTON COMPOUND GROWTH, L.P.	0	86.620	86.620
**D	WISDOMTREE ISSUER PUBLIC LIMITED COMPANY	0	2.196.350	2.196.350
**D	WSIB INVESTMENTS (PUBLIC EQUITIES) POOLED FUND TRUST	0	132.815	132.815
**D	DIVERSIFIED MARKETS (2010) POOLED FUND TRUST	0	12.387.571	12.387.571
**D	WASHINGTON STATE INVESTMENT BOARD	0	3.467	3.467
**D	WISDOMTREE DYNAMIC CURRENCY HEDGED EUROPE EQUITY FUND	0	252.437	252.437
**D	WISDOMTREE DYNAMIC CURRENCY HEDGED INTRNL EQUITY FUND	0	320.239	320.239
**D	WISDOMTREE DEFA EQUITY INCOME FUND	0	523.128	523.128
**D	WISDOMTREE INTERNATIONAL EQUITY FUND	0	38.618	38.618
**D	WISDOMTREE GLOBAL HIGH DIVIDEND FUND	0	325.411	325.411
**D	WISDOMTREE INTERNATIONAL LARGE CAP DIVIDEND FUND	0	2.918	2.918
**D	WISDOMTREE GLOBAL EX-U.S. HEDGED DIVIDEND FUND	0	1.030.200	1.030.200
**D	NEW YORK STATE TEACHERS RETIREMENT SYSTEM	0	3.196.543	3.196.543
**D	NEW YORK STATE TEACHERS RETIREMENT SYSTEM	0	756.683	756.683
**D	PENSIENFONDS METAL OFF	0	478.800	478.800
**D	PRUDENTIAL RETIREMENT INSURANCE & ANNUITY COMPANY	0	23.896	23.896
**D	PRUDENTIAL RETIREMENT INSURANCE & ANNUITY COMPANY	0	97.407	97.407
**D	PRUDENTIAL RETIREMENT INSURANCE & ANNUITY COMPANY	0	1.247.430	1.247.430
**D	WELLINGTON MANAGEMENT FUNDS (IRELAND) PLC	0	196.459	196.459
**D	MANULIFE ASSET MANAGEMENT INTERNATIONAL EQUITY INDEX POOLED F	0	294.076	294.076
**D	SWISS & GBL ASSET MNGMT AG ON BHLF OF ZUR INVEST INSTIT FND	0	32.073.349	32.073.349
**D	SS BK AND TRUST COMPANY INV FUNDS FOR TAXEXEMPT RETIREMENT PL	0		

689

LISTA ESITO DELLE VOTAZIONE  
Oggetto: Nomina del Presidente del CdA

FAVOREVOLI

Badge	Ragione Sociale	Proprio	Delega	Totale
**D	SSGA EAFE INDEX PLUS NON-LENDING COMMON TRUST FUND	0	14.777	14.777
**D	SSGA ACWI INTEGR ALPHA SELECT NON-LENDING QP COMMON TRUST F	0	30.108	30.108
**D	SSGA INTERNATIONAL ALPHA NON-LENDING QP COMMON TRUST FUND	0	45.446	45.446
**D	SSGA RUSSELL FD GL EK-US INDEX NONLENDING QP COMMON TRUST FUND	0	213.451	213.451
**D	SSGA FTSE RAFI DEVELOPED 1000 INDEX NON-LENDING COMMON TR F	0	276.836	276.836
**D	STATE STREET GLOBAL MANAGED VOL ALPHA NON-LENDING COM TRUST FD	0	296.656	296.656
**D	GSO ADGM III COMMON CONTRACTUAL FUND	0	54.376	54.376
**D	STATE STREET SP GLO INFRA INDEX NON-LENDING COMMON TRUST FUND	0	763.624	763.624
**D	SSGA MSCI EUROPE SCREENED INDEX NON-LENDING COMMON TRUST FUND	0	768.762	768.762
**D	MSCI EAFE PROV SCREENED INDEX NON - LENDING COMMON TR FUND	0	98.469	98.469
**D	THE AB PORTFOLIOS - AB TAX-MANAGED BALANCED WEALTH STRATEGY	0	10.350	10.350
**D	THE AB PORTFOLIOS - AB TAX-MANAGED WEALTH STRATEGY	0	104.826	104.826
**D	THE AB PORTFOLIOS - AB BALANCED WEALTH STRATEGY	0	14.574	14.574
**D	THE AB PORTFOLIOS - AB CONSERVATIVE WEALTH STRATEGY	0	141.020	141.020
**D	THE AB PORTFOLIOS-AB TAX-MANAGED WEALTH APPRECIATION STRATEGY	0	251.500	251.500
**D	PWM VERMOGENSMANDAT - DWS	0	10.858.483	10.858.483
**D	INVESTEC GLOBAL STRATEGY FUND	0	132.422	132.422
**D	GLOBAL ADVANTAGE FUNDS - MAJOR MARKETS TELLFONDS	0	5.267.766	5.267.766
**D	STATE STREET GLOBAL ADVISORS LUXEMBOURG SICAV	0	12.000	12.000
**D	AXA WORLD FUNDS II	0	3.338.981	3.338.981
**D	AXA WORLD FUNDS	0	2.853.156	2.853.156
**D	ALLIANZ GLOBAL INVESTORS FUND	0	75.000	75.000
**D	RAS LUX FUND	0	34.842	34.842
**D	ALLIANZ SUISSE - STRATEGY FUND	0	167.306	167.306
**D	METALLERNTRE FONDS PORTFOLIO	0	143.248	143.248
**D	ALLIANZ STIFTUNGSFONDS NACHHALTIGKEIT	0	157.197	157.197
**D	RP RENDITE PLUS	0	521.370	521.370
**D	BLACKROCK STRATEGIC FUNDS	0	655.587	655.587
**D	BLACKROCK GLOBAL INDEX FUNDS	0	26.602.244	26.602.244
**D	DB X-TRACKERS	0	832.107	832.107
**D	DEUTSCHE INVEST II	0	2.385.032	2.385.032
**D	DEUTSCHE INVEST I	0	5.714.158	5.714.158
**D	GOLDMAN SACHS FUNDS	0	208.253	208.253
**D	GOLDMAN SACHS FUNDS II	0	45.048	45.048
**D	NEXTAM PARTNERS	0	7.060.044	7.060.044
**D	MFS MERIDIAN FUNDS	0	24.729	24.729
**D	KIEGER FUND I	0	377.228	377.228
**D	DB PRIVATMANDAT	0	313.811	313.811
**D	DEUTSCHE ASSET MNGM S.A. FOR VERM FLEXIBEL (80./ . TEILGESCH)	0	149.015	149.015
**D	DEUTSCHE ASSET MNGM S.A. FOR DWS VERMOGENSMANDAT-DEFENSIV	0	635.353	635.353
**D	DEUTSCHE ASSET MNGM S.A. FOR DWS VERMOGENSMANDAT-BALANCE	0	701.200	701.200
**D	DEUTSCHE ASSET MNGM S.A. FOR DEUTSCHE ESG EUROPEAN EQ	0	25.286	25.286
**D	DEUTSCHE ASSET MNGM S.A. FOR DWS ETOILE	0	2.193.898	2.193.898
**D	JULIUS BAER MULTISTOCK	0		

690

LISTA ESITO DELLE VOTAZIONI  
 Oggetto: Nomina del Presidente del Cda

FAVOREVOLI

Badge	Ragione Sociale	Proprio	Delega	Totale
**D	MULTILABEL SICAV	0	2.679.000	2.679.000
**D	SGKB (LUX) FUND	0	7.493	7.493
**D	MULTIFLEX SICAV	0	548.467	548.467
**D	GAM STAR (LUX)	0	1.169.994	1.169.994
**D	UBS ETF-UBS-ETF DJ EURO STOXX 50	0	2.281.511	2.281.511
**D	UBS ETF	0	5.791.734	5.791.734
**D	UBS ETF	0	256.798	256.798
**D	UBS ETF	0	348.753	348.753
**D	UBS ETF	0	311.276	311.276
**D	UBS ETF	0	861.814	861.814
**D	UBS ETF	0	1.900.931	1.900.931
**D	UBS ETF	0	182.463	182.463
**D	UBS ETF	0	541.241	541.241
**D	UBS ETF	0	47.301	47.301
**D	DEUTSCHE ASSET MNGM INV GMBH FOR VERMOEGENSMNGM RENDITE OP	0	1.048.261	1.048.261
**D	DEUTSCHE ASSET MNGM INV GMBH FOR ALBATROS FONDS OP	0	75.000	75.000
**D	DEUTSCHE AM INVESTMENT GMBH FOR DEUTSCHE AM LOWVOL EUROPE	0	230.303	230.303
**D	DEUTSCHE ASSET MNGM INV GMBH FOR E. ON AKTIENFONDS DWS	0	95.646	95.646
**D	DEUTSCHE ASSET MNGM INV GMBH FOR DWS VORSORGE AS (DYNAMIK)	0	3.007.330	3.007.330
**D	DEUTSCHE ASSET MNGM INV GMBH FOR DWS VORSORGE AS (FLEX)	0	103.064	103.064
**D	DEUTSCHE ASSET MNGM INV GMBH FOR DWS TOP EUROPE	0	126.949	126.949
**D	DEUTSCHE ASSET MNGM INV GMBH FOR OPPENHEIM DYNAMIC EUROPE BAL	0	319.345	319.345
**D	DEUTSCHE ASSET MNGM INV GMBH FOR OP STRATEGIEPORTFOLIO IV	0	53.449	53.449
**D	DEUTSCHE ASSET MNGM INV GMBH FOR SOP EUROLANDWERTE	0	162.755	162.755
**D	DEUTSCHE ASSET MNGM INV GMBH FOR MULTI-INDEX EQUITY FUND	0	1.933.700	1.933.700
**D	DEUTSCHE ASS MGMT INVEST. MIT TEILGEB. FOR FIX INC AND ALT	0	867.923	867.923
**D	MONETARY AUTHORITY OF SINGAPORE	0	776.221	776.221
**D	ISHARES MSCI ACWI ETF	0	2.424.320	2.424.320
**D	ISHARES MSCI ACWI EX US ETF	0	39.213.412	39.213.412
**D	ISHARES EUROPE ETF	0	5.505.686	5.505.686
**D	ISHARES MSCI EAFE ETF	0	957.716	957.716
**D	ISHARES MSCI EAFE VALUE ETF	0	17.415.730	17.415.730
**D	ISHARES GLOBAL UTILITIES ETF	0	13.594.510	13.594.510
**D	ISHARES MSCI EUROZONE ETF	0	41.662	41.662
**D	ISHARES MSCI ITALY CAPED ETF	0	6.100.527	6.100.527
**D	ISHARES GLOBAL INFRASTRUCTURE ETF	0	3.443.481	3.443.481
**D	ISHARES INTERNATIONAL SELECT DIVIDEND ETF	0	114.469	114.469
**D	BLACKROCK MSCI WORLD INDEX FUND OF BLACKROCK FUNDS	0	52.431.612	52.431.612
**D	BLACKROCK INST TRUST CO NA INV FUNDSFOR EMPLOYEE BENEFIT TR	0	11.608.046	11.608.046
**D	ISHARES CORE MSCI EAFE ETF	0	1.753.340	1.753.340
**D	ISHARES CORE MSCI TOTAL INTERNATIONAL STOCK ETF	0	11.248	11.248
**D	ISHARES CORE MSCI INTERNATIONAL DEVELOPED ETF	0	84.746	84.746
**D	ISHARES MSCI WORLD ETF	0	338.281	338.281
**D	ISHARES CORE MSCI EAFE IMI INDEX ETF	0		

691



LISTA ESITO DELLE VOTAZIONE  
 Oggetto: Nomina del Presidente del Cda

FAVOREVOLI

Badge	Ragione Sociale	Proprio	Delega	Totale
**D	ISHARES MSCI EUROPE IMI INDEX ETF	0	123.863	123.863
**D	ISHARES CORE MSCI EUROPE ETF	0	1.460.820	1.460.820
**D	ISHARES MSCI EAFE ESG OPTIMIZED ETF	0	109.580	109.580
**D	ISHARES EDGE MSCI INTL VALUE FACTOR ETF	0	106.752	106.752
**D	ISHARES EDGE MSCI INTL SIZE FACTOR ETF	0	1.902	1.902
**D	ISHARES INTERNATIONAL FUNDAMENTAL INDEX ETF	0	186.245	186.245
**D	ISHARES GLOBAL MONTHLY DIVIDEND INDEX ETF (CAD-HEDGED)	0	48.231	48.231
**D	CONNECTICUT GENERAL LIFE INSURANCE COMPANY	0	32.594	32.594
**D	THRIFT SAVINGS PLAN	0	21.678.614	21.678.614
**D	BLACKROCK CDN MSCI EAFE EQUITY INDEX FUND	0	2.447.261	2.447.261
**D	CDN ACWI ALPHA TILTS FUND	0	100.529	100.529
**D	BLACKROCK CDN WORLD INDEX FUND	0	257.346	257.346
**D	BLACKROCK CDN MSCI EAFE INDEX PLUS FUND	0	57.333	57.333
**D	BLACKROCK INDEX FUNDS INC.-BLACKROCK INTERNATIONAL INDEX FUND	0	3.575.255	3.575.255
**D	BLACKROCK UTILITY AND INFRASTRUCTURE TRUST	0	2.947.617	2.947.617
**D	ACWI EX-US INDEX MASTER PORTFOLIO OF MASTER INVESTMENT PTF	0	425.427	425.427
**D	INTERNATIONAL TILTS MASTER PORTFOLIO OF MASTER INVESTMENT PTF	0	6.180	6.180
**D	RUSSELL DEVELOPED EX-U.S. LARGE CAP INDEX FUND B	0	60.398	60.398
**D	MSCI EQUITY INDEX FUND B-ITALY	0	12.928	12.928
**D	WORLD ALPHA TILTS NON-LENDABLE FUND B	0	11.917	11.917
**D	BGI MSCI EUROPE EQUITY INDEX FUND B	0	2.267.806	2.267.806
**D	BGI MSCI EAFE EQUITY INDEX NON-LENDABLE FUND B	0	2.278.030	2.278.030
**D	BGI MSCI EMU IMI INDEX FUND B	0	7.364	7.364
**D	BLACKROCK MSCI EUROPE EQUITY ESG SCREENED INDEX FUND B	0	7.735	7.735
**D	EUROPEX-CONTROVERSIAL WEAPONS EQUITY INDEX FUND B	0	826.215	826.215
**D	INTERNATIONAL ALPHA TILTS FUND B	0	403.561	403.561
**D	GLOBAL EX US ALPHA TILTS FUND B	0	8.562	8.562
**D	MASTER TRUST FOR CERTAIN TAX-QUAL BECHTEL RETIREMENT PLANS	0	289.312	289.312
**D	RUSSELL INVESTMENT COMPANY II PLC	0	2.922.775	2.922.775
**D	GLOBAL INTREPID - CANADA FUND	0	618.537	618.537
**D	INTREPID INTERNATIONAL - CANADA FUND	0	64.779	64.779
**D	MFS VARIABLE INSURANCE TRUST II - MFS GLOBAL RESEARCH PTF	0	123.309	123.309
**D	MFS RESEARCH INTERNATIONAL FUND	0	13.901.115	13.901.115
**D	MFS VARIABLE INSURANCE TRUST II - MFS RESEARCH INT PORTFOLIO	0	862.769	862.769
**D	IBM 401K PLUS PLAN	0	1.311.676	1.311.676
**D	DEPARTMENT OF STATE LANDS	0	408.924	408.924
**D	ALLIANCEBERNSTEIN COLLECTIVE INVESTMENT TRUST SERIES	0	98.804	98.804
**D	STATE OF ALASKA RETIREMENT AND BENEFITS PLANS	0	207.696	207.696
**D	DIGNITY HEALTH	0	397.420	397.420
**D	DIGNITY HEALTH RETIREMENT PLAN TRUST	0	437.107	437.107
**D	COLLEGE RETIREMENT EQUITIES FUND	0	9.535.529	9.535.529
**D	COLLEGE RETIREMENT EQUITIES FUND	0	1.045.215	1.045.215
**D	TIAA-CREF INTERNATIONAL EQUITY INDEX FUND	0	5.373.351	5.373.351

692

LISTA ESITO DELLE VOTAZIONE  
 Oggetto: Nomina del Presidente del Cda

FAVOREVOLI

Badge	Ragione Sociale	Proprio	Delega	Totale
**D	NET INVESTOR SERIES TRUST-MFS RESEARCH INTERNATIONAL PTF	0	4.000.992	4.000.992
**D	CONAGRA FOODS MASTER PENSION TRUST	0	480.142	480.142
**D	PACE INTERNATIONAL EQUITY INVESTMENTS	0	1.929.324	1.929.324
**D	MERCY HEALTH	0	186.269	186.269
**D	BOSTON RETIREMENT SYSTEM	0	476.034	476.034
**D	VALIC COMPANY I - INTERNATIONAL EQUITIES FUND	0	549.725	549.725
**D	FONDATION LUCIE ET ANDRE CHAGNON	0	194.400	194.400
**D	METROPOLITAN SERIES FUND- MSCI EAFE INDEX PORTFOLIO	0	626.740	626.740
**D	STATE OF MINNESOTA	0	4.826.904	4.826.904
**D	ALAMEDA COUNTY EMPLOYEES' RETIREMENT ASSOCIATION	0	2.658.415	2.658.415
**D	MERCER NON-US CORE EQUITY FUND	0	975.027	975.027
**D	MERCER NON-US CORE EQUITY FUND	0	932.800	932.800
**D	JOHN HANCOCK INSURANCE COMPANY OF VERMONT	0	34.897	34.897
**D	MASSMUTUAL SELECT DIVERSIFIED INTERNATIONAL FUND	0	59.588	59.588
**D	SPDR MSCI ACWI EX-US ETF	0	473.830	473.830
**D	SPDR S&P GLOBAL INFRASTRUCTURE ETF	0	513.607	513.607
**D	SPDR S&P WORLD (EX-US) ETF	0	347.817	347.817
**D	SPDR S+P INTERNATIONAL UTILITIES SECTOR ETF	0	343.200	343.200
**D	CONSOLIDATED EDISON RETIREMENT PLAN	0	3.038.007	3.038.007
**D	MORGAN STANLEY INSTITUTIONAL ED TR - GLOBAL STRATEGIST PTF	0	59.837	59.837
**D	THE UNIVERSAL INST F INC - GLOBAL STRATEGIST PORTFOLIO	0	4.573	4.573
**D	ONTARIO TEACHERS PENSION PLAN BOARD	0	837.172	837.172
**D	UNIVERSAL INVESTMENT FUNDS	0	202.800	202.800
**D	SACRAMENTO COUNTY EMPLOYEES RETIREMENT SYSTEM	0	985.900	985.900
**D	PACIFIC SELECT FUND INTERNATIONAL VALUE PORTFOLIO	0	1.262.609	1.262.609
**D	WELLINGTON MGMT PTF KY-DIVERSIFIED INFLATION HEDGES PTF-Q INV	0	145.198	145.198
**D	MERCY HEALTH RETIREMENT TRUST	0	40.899	40.899
**D	MAJOR LEAGUE BASEBALL PLAYERS PENSION PLAN	0	328.500	328.500
**D	SPDR DJ EURO STOXX 50 ETF	0	8.988.586	8.988.586
**D	COMMON TRUST ITALY FUND	0	7.425.050	7.425.050
**D	WORLD INDEX OLDS SECURITIES LENDING COMMON TRUST FUND	0	73.464	73.464
**D	GE INVESTMENTS FUNDS, INC. - TOTAL RETURN FUND	0	251.900	251.900
**D	ISHARES II PUBLIC LIMITED COMPANY	0	33.950.055	33.950.055
**D	ISHARES PUBLIC LIMITED COMPANY	0	4.834.778	4.834.778
**D	ISHARES V PUBLIC LIMITED COMPANY	0	458.954	458.954
**D	ISHARES III PUBLIC LIMITED COMPANY	0	2.553.942	2.553.942
**D	ISHARES VI PUBLIC LIMITED COMPANY	0	345.383	345.383
**D	ISHARES IV PUBLIC LIMITED COMPANY	0	2.468.214	2.468.214
**D	ISHARES VII PLC	0	14.556.077	14.556.077
**D	ABN AMRO MULTI-MANAGER FUNDS	0	9.988.343	9.988.343
**D	BLACKROCK AM DE AG FOR ISHARES EURO STOXX 50 UCITS ETF (DE)	0	28.298.667	28.298.667
**D	BLACKROCK AM DE FOR ISHARES EURO STOXX UCITS ETF (DE)	0	3.019.934	3.019.934
**D	BLACKROCK AM DE FOR ISHS STOXX EUROPE LARGE 200 UCITS ETF (DE)	0	81.575	81.575

693

LISTA ESITO DELLE VOTAZIONE  
 Oggetto: Nomina del Presidente del CdA

FAVOREVOLI

Badge	Regione Sociale	Proprio	Delega	Totale
**D	BLACKROCK AM DE FOR ISHARES STOXX EUROPE 600 UCITS ETF (DE)	0	5.378.368	5.378.368
**D	ISHARES I INV MIT FGV F ISHS ST EUROPE 600 UTILITIES UCITS ETF	0	9.590.156	9.590.156
**D	BLACKROCK AM SCHWEIZ AG OBO BIFS WORLD EX SWITZ EQ INDEX FUND	0	37.297	37.297
**D	AQR FUNDS- AQR STYLE PREMIA ALTERNATIVE FUND	0	6.615.063	6.615.063
**D	MAINSTAY 130/30 INTERNATIONAL FUND	0	1.035.122	1.035.122
**D	AQR FUNDS - AQR EQUITY MARKET NEUTRAL FUND	0	1.183.665	1.183.665
**D	AQR FUNDS- AQR STYLE PREMIA ALTERNATIVE LV FUND	0	329.683	329.683
**D	AQR FUNDS - AQR LONG SHORT EQUITY FUND	0	3.514.155	3.514.155
**D	AQR R.C. EQUITY AUSTRALIA FUND	0	9.329	9.329
**D	ARAB BANK FOR ECONOMIC DEVELOPMENT IN AFRICA	0	499.210	499.210
**D	MANAGED PENSION FUNDS LIMITED	0	6.636.154	6.636.154
**D	ABBAY LIFE ASSURANCE COMPANY LIMITED	0	1.351.910	1.351.910
**D	STATE STREET TRUSTEES LTD ATF ABERDEEN CAPITAL TRUST	0	297.225	297.225
**D	SCOTTISH WIDOWS INV SOLUTIONS F ICVC- EUROPEAN (EX UK) EQ FD	0	2.577.166	2.577.166
**D	LONDON BOROUGH OF TOWER HAMLETS PENSION FUND	0	174.349	174.349
**D	INVESTEC FUND MANAGERS SA LIMITED	0	19.081	19.081
**D	THE TRUSTEES OF CONOCOPHILLIPS PENSION PLAN	0	220.237	220.237
**D	BRUNEI INVESTMENT AGENCY	0	793.844	793.844
**D	FAMILY INVESTMENTS CHILD TRUST FUND	0	224.400	224.400
**D	FAMILY INVESTMENTS GLOBAL ICVC FAMILY BALANCED INT FUND	0	198.962	198.962
**D	NOTTINGHAMSHIRE COUNTY COUNCIL PENSION FUND	0	266.950	266.950
**D	HSBC AS TRUSTEE FOR SSGA EUROPE EX UK EQUITY TRACKER FUND	0	5.535.951	5.535.951
**D	BNY MELLON TR+DEP ATF ST. JAMES'S PLACE GLOBAL EQ UNIT TR	0	9.273.436	9.273.436
**D	FP RUSSELL ICVC - INTERNATIONAL GROWTH ASSETS FUND	0	119.113	119.113
**D	THE TRUSTEES OF STAGECOACH GROUP PENSION SCHEME	0	572.200	572.200
**D	THE TRUSTEES OF JOHNSON & JOHNSON UK GROUP RETIREMENT PLAN	0	46.313	46.313
**D	TRANSNET RETIREMENT FUND	0	258.701	258.701
**D	TRANSPORT PENSION FUND	0	64.400	64.400
**D	OLD MUTUAL INVESTMENT GROUP (PTY) LTD	0	24.599	24.599
**D	OLD MUTUAL LIFE ASSURANCE COMPANY (SOUTH AFRICA) LIMITED	0	363.735	363.735
**D	FRIENDS LIFE LIMITED	0	226.931	226.931
**D	F+I INSTITUTIONAL INVESTMENT FUNDS ICVC- INST GLB EQ F	0	567.213	567.213
**D	STICHTING F AND C MULTI MANAGER EUROPEAN EQUITY ACTIVE	0	985.746	985.746
**D	STICHTING TRUST F AND C UNHEDGE	0	370.305	370.305
**D	FIRST STATE INVESTMENTS ICVC-FIRST STATE DIVERSIFIED GROWTH F	0	7.654	7.654
**D	THE TRUSTEES OF GOLDMAN SACHS UK RETIREMENT PLAN	0	14.405	14.405
**D	THE TRUSTEES OF THE KELLOGG BROWN AND ROOT (UK) LTD PENSION PL	0	85.800	85.800
**D	STICHTING PHILIPS PENSIOENFONDS	0	953.390	953.390
**D	NGAM INVESTMENT FUNDS U.K. ICVC - SEEBYOND FACT + EU EX UK EQ F	0	6.963	6.963
**D	GOVERNMENT INSTITUTIONS PENSION FUND	0	530.429	530.429
**D	THE TRUSTEES OF SAL PENSION SCHEME	0	53.870	53.870
**D	VANGUARD INV FDS ICVC-VANG FTSE DEV WOR LD EX - UK EQT IND PD	0	912.658	912.658
**D	VANGUARD INV F ICVC-VANGUARD FTSE DEV EUROPE EX-UK EQ INDEX F	0	1.979.382	1.979.382

694

Azionisti: 2616 Teste: 14  
 Azionisti in proprio: 6 Azionisti in delega: 2610

LISTA ESITO DELLE VOTAZIONE  
 Oggetto: Nomina del Presidente del CdA

FAVOREVOLI

Badge	Ragione Sociale	Proprio	Delega	Totale
**D	VANGUARD INV FUNDS ICVC-VANGUARD FTSE GLOB ALL CAP IND FUND	0	7.248	7.248
**D	SCOTTISH WIDOWS INV SOL F ICVC- FUNDAMENTAL INDEX GLB EQ F	0	1.373.509	1.373.509
**D	STATE STREET GLOBAL INDEX PLUS TRUST	0	292.426	292.426
**D	RUSSELL INTERNATIONAL SHARES FUND	0	537.228	537.228
**D	RUSSELL GLOBAL OPPORTUNITIES FUND	0	2.039.699	2.039.699
**D	STATE STREET INTERNATIONAL EQUITIES INDEX TRUST	0	353.189	353.189
**D	SPDR S+P WORLD EX AUSTRALIA FUND	0	26.483	26.483
**D	AQR GLOBAL ENHANCED EQUITY FUND	0	405.174	405.174
**D	CHRISTIAN SUPER	0	59.659	59.659
**D	FIRST STATE SUPERANNUATION SCHEME	0	1.140.198	1.140.198
**D	FIRST STATE SUPERANNUATION SCHEME	0	1.980.214	1.980.214
**D	RUSSELL TAX EFFECTIVE GLOBAL SHARES FUND	0	558.238	558.238
**D	MERCY SUPER	0	49.900	49.900
**D	PINEBRIDGE GLOBAL DYNAMIC ASSET ALLOCATION FUND	0	341.513	341.513
**D	STATE STREET GLOBAL EQUITY FUND	0	267.238	267.238
**D	STATE STREET INT EQTS INDEX TRUST EX TOBACCO EX CONTR WEAPONS	0	49.578	49.578
**D	WESTPAC INTERNATIONAL SHARE INDEX TRUST	0	327.739	327.739
**D	GMO GLOBAL EQUITY TRUST	0	12.902	12.902
**D	STATE PUBLIC SECTOR SUPERANNUATION SCHEME	0	68.798	68.798
**D	STATE PUBLIC SECTOR SUPERANNUATION SCHEME	0	619.253	619.253
**D	STATE PUBLIC SECTOR SUPERANNUATION SCHEME	0	34.514	34.514
**D	STATE PUBLIC SECTOR SUPERANNUATION SCHEME	0	232.534	232.534
**D	STATE PUBLIC SECTOR SUPERANNUATION SCHEME	0	302.584	302.584
**D	PANAGORA DYNAMIC GLOBAL EQUITY FUND	0	6.363	6.363
**D	UBS IQ MSCI WORLD EX AUSTRALIA ETHICAL ETF	0	5.152	5.152
**D	UBS IQ MSCI EUROPE ETHICAL ETF	0	100.843	100.843
**D	VFMC INTERNATIONAL EQUITY TRUST 1	0	184.189	184.189
**D	VFMC INTERNATIONAL EQUITY TRUST 2	0	29.143	29.143
**D	WORKERS COMPENSATION DUST DISEASES AUTHORITY	0	89.623	89.623
**D	CANADA PENSION PLAN INVESTMENT BOARD	0	10	10
**D	CANADA PENSION PLAN INVESTMENT BOARD	0	3.268.071	3.268.071
**D	THE TRUSTEES OF BP PENSION FUND	0	7.320	7.320
**D	INTERNATIONAL LP I	0	0	0
**D	CPPIB MAP CAYMAN SPC ACTING ON BEHALF OF AND FOR THE AMOUNT OF SEGREGATED PORTFOLIO DMAPLES CORPORATE SERVICES LTD	0	75.492	75.492
**D	LANSOWNE DEVELOPED MARKETS MASTER FUND LIMITED	0	60.610	60.610
**D	THE AVI CHAI FOUNDATION	0	8.500	8.500
**D	AECOM DC RETIREMENT PLANS SMA MASTER TRUST	0	59.617	59.617
**D	ANNE RAY FOUNDATION	0	193.803	193.803
**D	EAE SYSTEMS PENSION FUNDS COMMON INVESTMENT FUND	0	1.478.737	1.478.737
**D	CONTINENTAL AIRLINES, INC. PENSION MASTER TRUST	0	170.822	170.822
**D	COMBUSTION ENGINEERING 524(G) ASBESTOS PI TRUST	0	23.232	23.232
**D	CHURCH OF ENGLAND INVESTMENT FUND FOR PENSIONS	0	159.435	159.435
**D	THE NORTHERN TRUST COMPANY SUB-ADVISED COLLECTIVE FUNDS TRUST	0	4.719.683	4.719.683

695

LISTA ESITO DELLE VOTAZIONE  
 Oggetto: Nomina del Presidente del Cda

FAVOREVOLI

Badge	Ragione Sociale	Proprio	Delega	Totale
**D	NORTHERN FUNDS INTERNATIONAL GROWTH EQUITY FUND	0	125.890	125.890
**D	ACORN 1998 TRUST	0	7.401	7.401
**D	FRANCISCAN ALLIANCE, INC.	0	436.398	436.398
**D	FORD MOTOR COMPANY DEFINED BENEFIT MASTER TRUST	0	323.548	323.548
**D	JTW TRUST NO. 3 UAD 9/19/02	0	40.707	40.707
**D	JTW TRUST NO. 1 UAD 9/19/02	0	23.997	23.997
**D	JTW TRUST NO. 4 UAD 9/19/02	0	52.574	52.574
**D	JTW TRUST NO. 2 UAD 9/19/02	0	28.836	28.836
**D	JOHCM INTERNATIONAL OPPORTUNITIES FUND	0	17.759	17.759
**D	MARGARET A. CARGILL FOUNDATION	0	145.685	145.685
**D	THE MAZENER FUND	0	494.846	494.846
**D	MICHIGAN CATHOLIC CONFERENCE MASTER PENSION TRUST	0	32.492	32.492
**D	ASCENSION HEALTHCARE MASTER PENSION TRUST	0	1.099.088	1.099.088
**D	NGEE ANN POLYTECHNIC	0	2.348	2.348
**D	THE TRUSTEES OF PARLIAMENTARY CONTRIBUTORY PENSION FUND	0	87.000	87.000
**D	NTCC COLLECTIVE FUNDS FOR EMPLOYEE BENEFIT TRUSTS	0	554.977	554.977
**D	SAMFORD UNIVERSITY PENSION PLAN TRUST	0	6.100	6.100
**D	SARASIN EQUISAR ILLD FUND, A SUB FUND OF SARASIN FUNDS ICVC	0	140.000	140.000
**D	HRW TESTAMENTARY TRUST NO 3	0	19.837	19.837
**D	HRW TESTAMENTARY TRUST NO 1	0	74.837	74.837
**D	HRW TRUST NO 2 UAD 01/17/03	0	46.269	46.269
**D	HRW TESTAMENTARY TRUST NO. 10	0	57.366	57.366
**D	HRW TRUST NO 1 UAD 01/17/03	0	42.407	42.407
**D	WRIGLEY RETIREMENT PLAN	0	65.488	65.488
**D	WHEELS COMMON INVESTMENT FUND	0	208.097	208.097
**D	WHEELS COMMON INVESTMENT FUND	0	199.744	199.744
**D	HRW TESTAMENTARY TRUST NO. 11	0	53.127	53.127
**D	HRW TESTAMENTARY TRUST NO 6	0	38.729	38.729
**D	HRW TESTAMENTARY TRUST NO 4	0	32.492	32.492
**D	HRW TESTAMENTARY TRUST NO. 9	0	46.017	46.017
**D	HRW TESTAMENTARY TRUST NO. 8	0	46.256	46.256
**D	HRW TESTAMENTARY TRUST NO. 7	0	32.139	32.139
**D	HRW TRUST NO 4 UAD 01/17/03	0	54.593	54.593
**D	HRW TESTAMENTARY TRUST NO. 5	0	33.778	33.778
**D	HRW TESTAMENTARY TRUST NO. 12	0	32.649	32.649
**D	HRW TRUST NO 3 UAD 01/17/03	0	65.493	65.493
**D	TOWERS WATSON PENSION SCHEME	0	39.490	39.490
**D	GUIDESTONE FUNDS INTERNATIONAL EQUITY FUND	0	40.000	40.000
**D	GUIDESTONE FUNDS INTERNATIONAL EQUITY FUND	0	1.577.192	1.577.192
**D	BANK OF BOTSWANA	0	952.400	952.400
**D	CHEVRON MASTER PENSION TRUST	0	160.157	160.157
**D	CHEVRON MASTER PENSION TRUST	0	397.700	397.700
**D	CHEVRON MASTER PENSION TRUST	0	317.029	317.029

696

LISTA ESITO DELLE VOTAZIONE  
 Oggetto: Nomina del Presidente del Cda

FAVOREVOLI

Badge	Regione Sociale	Proprio	Delega	Totale
**D	CHEVRON UK PENSION PLAN	0	56.558	56.558
**D	CHEVRON UK PENSION PLAN	0	199.400	199.400
**D	CHEVRON UK PENSION PLAN	0	52.037	52.037
**D	DOW RETIREMENT GROUP TRUST	0	21.246	21.246
**D	DONNELLEY FINANCIAL PENSION TRUST	0	183.706	183.706
**D	A.I.DUPONT TESTAMENTARY TRUST	0	228.572	228.572
**D	GENERAL PENSION AND SOCIAL SECURITY AUTHORITY	0	652.750	652.750
**D	H5BC - NORTH AMERICA (U.S.) PENSION TRUST	0	228.738	228.738
**D	INVESTMENT MASTER TRUST OF EXELIS INC.	0	1.023.540	1.023.540
**D	KENT COUNTY COUNCIL SUPERANNUATION FUND	0	2.650.700	2.650.700
**D	LSV INTERNATIONAL VALUE EQUITY TRUST	0	351.900	351.900
**D	MARSH AND MCLENNAN MASTER RETIREMENT TRUST	0	416.003	416.003
**D	MARSH AND MCLENNAN MASTER RETIREMENT TRUST	0	85.140	85.140
**D	NISSAN NORTH AMERICA, INC. EMPLOYEE RETIREMENT PL MSTR TRUST	0	184.925	184.925
**D	PZENA VALUE GROUP TRUST	0	618.375	618.375
**D	PZENA VALUE GROUP TRUST	0	137.471	137.471
**D	SCHLUMBERGER LIMITED MASTER PENSION TRUST	0	403.200	403.200
**D	STANISLAUS COUNTY EMPLOYEES' RETIREMENT ASSOCIATION	0	41.133	41.133
**D	STATES OF GUERNSEY SUPERANNUATION FUND	0	131.800	131.800
**D	SPRINT MASTER TRUST	0	64.502	64.502
**D	MS TR AGREE UN VAR EMPL BEN PL UNIL US INC & ITS SUB & AFF	0	8.923	8.923
**D	WILSHIRE INTERNATIONAL EQUITY FUND	0	12.198	12.198
**D	BEAT DRUGS FUND ASSOCIATION	0	1.196.526	1.196.526
**D	HOSPITAL AUTHORITY PROVIDENT FUND SCHEME	0	7.510.187	7.510.187
**D	HONG KONG SAR GOVERNMENT EXCHANGE FUND	0	1.914.175	1.914.175
**D	ASCENSION ALPHA FUND, LLC	0	14.884	14.884
**D	BUNTING INTERNATIONAL DEVELOPED EQUITY TE LLC	0	5.208	5.208
**D	CARROLL AVENUE PARTNERS LLC	0	187.992	187.992
**D	CARNELIAN INVESTMENT MANAGEMENT LLC	0	8.331	8.331
**D	CHESSE INTERNATIONAL PROPERTIES, LTD.	0	50.623	50.623
**D	STATES OF JERSEY COMMON INVESTMENT FUND	0	112.287	112.287
**D	DOUBLE DIGIT CAGR LLC	0	47.720	47.720
**D	DELFINCO, LP	0	13.434	13.434
**D	DYNASTY INVEST, LTD	0	11.494	11.494
**D	DFI LP EQUITY (PASSIVE)	0	41.283	41.283
**D	SHY, LLC	0	78.377	78.377
**D	EVA VALLEY MAI LLC	0	827.012	827.012
**D	PYRAMIS GLOBAL EX U.S.INDEX FUND LP	0	77.155	77.155
**D	FUNDO DE PENSOES	0	258.556	258.556
**D	FUNDO DE PENSOES	0	11.391	11.391
**D	ES OVERLAY C - PARAMETRIC	0	44.768	44.768
**D	FOURTH AVENUE INVESTMENT COMPANY.	0	6.907	6.907
**D	FIDDLER PARTNERS LLC	0	7.322	7.322
**D	THE BUNTING FAM INT DEVELOPED EQUITY LIMITED LIABILITY CO	0		

697

Azionisti: 2616 Teste: 14  
 Azionisti in proprio: 6 Azionisti in delega: 2610

LISTA ESITO DELLE VOTAZIONE  
 Oggetto: Nomina del Presidente del CdA

FAVOREVOLI

Badge	Ragione Sociale	Proprio	Delega	Totale
**D	GOG PARTNERS INTERNATIONAL EQUITY FUND-GOG PARTNERS SERIES LLC	0	801.420	801.420
**D	HASLAM FAMILY INVESTMENT PARTNERSHIP	0	2.276	2.276
**D	INTERVENTURE EQUITY INVESTMENTS LIMITED	0	323.000	323.000
**D	INTERNATIONAL EQUITY FUND	0	107.178	107.178
**D	THE JBUT MASTER INVESTMENT PARTNERSHIP LLP	0	12.340	12.340
**D	NTGI-QM COMMON DAILY EAFE INDEX FUND - NON LENDING	0	799.367	799.367
**D	LAKE AVENUE INVESTMENTS, LLC	0	156.281	156.281
**D	LEGAL & GENERAL MSCI EAFE FUND, LLC	0	321.491	321.491
**D	LEHMAN-STAMM FAMILY PARTNERS LLC	0	3.944	3.944
**D	LTW GROUP HOLDINGS, LLC	0	99.478	99.478
**D	LTW INVESTMENTS LLC	0	93.954	93.954
**D	LUNA LLC	0	3.297	3.297
**D	LOY PARTNERSHIP, LLC	0	47.438	47.438
**D	MF INTERNATIONAL FUND LLC	0	15.300	15.300
**D	MONDRIAN INTERNATIONAL EQUITY ESG FUND L.P.	0	453.232	453.232
**D	MOUSSERENA, LP	0	888.424	888.424
**D	82A HOLDINGS, LLC	0	127.172	127.172
**D	OHANA HOLDINGS LLC	0	241.300	241.300
**D	OMEGA FFIP LIMITED PARTNERSHIP	0	33.136	33.136
**D	CINDY SPRINGS, LLC	0	182.933	182.933
**D	NTGI-QM COMMON DAILY ALL COUNWD EX-US INV MKT INDEX F NONLEND	0	200.699	200.699
**D	RDM LIQUID LLC	0	146.024	146.024
**D	RED LIFE REINSURANCE SERVICES LIMITED AGREEMENT	0	865.000	865.000
**D	RAMI PARTNERS, LLC	0	132.736	132.736
**D	SENTINEL INTERNATIONAL FUND	0	13.528	13.528
**D	SENTINEL INTERNATIONAL TRUST	0	93.919	93.919
**D	SIM GLOBAL BALANCED TRUST.	0	4.839	4.839
**D	SILVER GROWTH FUND, LP	0	11.626	11.626
**D	GLOBAL BOND FUND	0	168.321	168.321
**D	FCM INTERNATIONAL LLC	0	11.440	11.440
**D	LSAAV, LLC	0	30.800	30.800
**D	K INVESTMENTS SH LIMITED	0	1.149.920	1.149.920
**D	LEGAL & GENERAL MSCI EAFE SL FUND, LLC	0	270.152	270.152
**D	LSV INTERNATIONAL VALUE EQUITY LP	0	21.400	21.400
**D	LSV INTERNATIONAL (AC) VALUE EQUITY FUND, LP	0	1.611.600	1.611.600
**D	NTGI-QM COMMON DAILY EAFE INDEX FUND - LENDING	0	577.892	577.892
**D	PZENA VALUE TRUST	0	181.495	181.495
**D	VALUEQUEST PARTNERS LLC	0	28.229	28.229
**D	PZENA INTERNATIONAL VALUE SERVICE	0	19.684	19.684
**D	NTGI - QM COMM DAILY ALL COUNTRY WD EX-US EQ INDEX F - LEND	0	334.234	334.234
**D	NTCC COLLECTIVE FUNDS FOR GRANTOR TRUSTS	0	73.267	73.267
**D	SANFORD C. BERNSTEIN & CO DBT INTERNATIONAL VALUE SERIES	0	155.090	155.090
**D	THE BERNSTEIN INT VALUE (UNHEDGED CAP-WEIGHTED) SER	0	93.190	93.190

698

LISTA ESITO DELLE VOTAZIONE  
 Oggetto: Nomina del Presidente del CdA

FAVOREVOLI

Badge	Ragione Sociale	Proprio	Delega	Totale
**D	FOOD & AGRICULTURE ORGANISATION OF THE UNITED NATIONS.	0	255.301	255.301
**D	INTER AMERICAN DEVELOPMENT BANK STAFF RETIREMENT FUND	0	420.202	420.202
**D	SANABIL INTERNATIONAL INVESTMENTS COMPANY	0	237.900	237.900
**D	UNITED NATIONS JOINT STAFF PENSION FUND	0	9.974.337	9.974.337
**D	UNITED NATIONS, ON BEHALF OF UNITED NATIONS UNIVERSITY END F	0	52.300	52.300
**D	INTERNATIONAL MONETARY FUND STAFF RETIREMENT PLAN	0	56.500	56.500
**D	INTERNATIONAL MONETARY FUND STAFF RETIREMENT PLAN	0	39.738	39.738
**D	UNIT NAT RELIEF AND WORKS AG FOR PALEST REF IN THE NEAR EAST	0	249.909	249.909
**D	MONDRIAN INTERNATIONAL EQUITY FUND L.P.	0	19.301.659	19.301.659
**D	MONDRIAN ALL COUNTRIES WORLD EX-US EQUITY FUND LP	0	5.405.610	5.405.610
**D	NATIONAL COUNCIL FOR SOCIAL SECURITY FUND, P.R.C	0	198.758	198.758
**D	MARITIME AND PORT AUTHORITY OF SINGAPORE	0	366.199	366.199
**D	URBAN REDEVELOPMENT AUTHORITY	0	54.289	54.289
**D	NATIONAL COUNCIL FOR SOCIAL SECURITY FUND, P.R.C	0	2.023.444	2.023.444
**D	FIDELITY SALEM STREET TRUST: FIDELITY FLEX INTERN INDEX FUND	0	1.654.588	1.654.588
**D	FIDELITY SALEM STREET TRUST: FIDELITY SERIES GLOBAL EX U.S. INDEX FUND	0	95.178	95.178
**D	HAGFORS LIMITED	0	27.074	27.074
**D	MICROSOFT GLOBAL FINANCE	0	2.652.126	2.652.126
**D	BLUE SKY GROUP	0	33.847	33.847
**D	BLUE SKY GROUP	0	2.144.164	2.144.164
**D	NEW ZEALAND SUPERANNUATION FUND	0	668.184	668.184
**D	COMMONWEALTH SUPERANN CORP AFF ARIA INVESTMENTS TR	0	57.359	57.359
**D	QIC INTERNATIONAL EQUITIES FUND	0	256.014	256.014
**D	QUEENSLAND INVESTMENT TRUST NO 2	0	636.259	636.259
**D	GOVERNMENT EMPLOYEES SUPERANNUATION BOARD	0	139.525	139.525
**D	GOVERNMENT EMPLOYEES SUPERANNUATION BOARD	0	164.704	164.704
**D	MERCER PASSIVE INTERNATIONAL SHARES FUND	0	1.162.034	1.162.034
**D	MERCER OSS TRUST	0	518.461	518.461
**D	CATERPILLAR INVESTMENT TRUST	0	1.766.944	1.766.944
**D	CATERPILLAR INC MASTER RETIREMENT TRUST	0	123.685	123.685
**D	CATERPILLAR INC. GROUP INSURANCE PLAN TRUST	0	591.178	591.178
**D	CHILDREN'S HEALTHCARE OF ATLANTA, INC.	0	62.500	62.500
**D	COVENANT HEALTH	0	342.414	342.414
**D	CSAA INSURANCE EXCHANGE	0	47.952	47.952
**D	THE CULLEN TRUST FOR HEALTH CARE	0	99.381	99.381
**D	CLEARWATER INTERNATIONAL FUND	0	142.638	142.638
**D	CULTURAL INSTITUTIONS PENSION PLAN TRUST	0	212.340	212.340
**D	DOMINION RESOURCES INC. MASTER TRUST	0	179.000	179.000
**D	EMERSON ELECTRIC CO. RETIREMENT MASTER TRUST	0	80.745	80.745
**D	FLORIDA COLLEGE SAVINGS PROGRAM	0	11.312	11.312
**D	HUBBELL INCORPORATED MASTER PENSION TRUST	0	533.490	533.490
**D	STATE OF IDAHO ENDORMENT FUND INVESTMENT BOARD	0	22.352	22.352
**D	STATE OF IDAHO ENDORMENT FUND INVESTMENT BOARD	0		

699

Azionisti: 14  
 Azionisti in proprio: 2610  
 Azionisti in delega: 6



LISTA ESITO DELLE VOTAZIONE  
 Oggetto: Nomina del Presidente del Cda

FAVOREVOLI

Badge	Ragione Sociale	Proprio	Delega	Totale
**D	THE LEVERHULME TRUST	0	233.893	233.893
**D	MONDRIAN GROUP TRUST	0	2.061.843	2.061.843
**D	MSA PENSION PLAN	0	108.220	108.220
**D	MICHIGAN CATHOLIC CONFERENCE	0	11.995	11.995
**D	NORTHERN FUNDS - INTERNATIONAL EQUITY INDEX FUND	0	2.637.338	2.637.338
**D	UNION OF THE SIS OF THE BLESSED VIRGIN MARY-GEN	0	162.592	162.592
**D	OLIN PENSION PLANS MASTER RETIREMENT TRUST	0	159.914	159.914
**D	OREGON STATE UNIVERSITY FOUNDATION MASTER CUSTODY AGREEMENT	0	71.400	71.400
**D	PEPICO, INC. MASTER TRUST	0	83.920	83.920
**D	MASTER TR AGREE BETWEEN PFIZER INC AND THE NORTHERN TR CO	0	2.462.389	2.462.389
**D	PRESBYTERIAN CHURCH (USA) FOUNDATION	0	17.319	17.319
**D	NORTHERN TRUST GLOBAL INVESTMENTS COLLECTIVE FUNDS TRUST	0	15.474.160	15.474.160
**D	ST. JOSEPH HEALTH SYSTEM	0	25.695	25.695
**D	VOL EMPL BEN ASS OF THE NON-REPR EMPL OF SOUT CAL EDISON CO	0	24.960	24.960
**D	1999 VOL EMPL BEN ASS NON-REPR EMPL OF SOUT CAL EDISON CO	0	17.028	17.028
**D	SAMFORD UNIVERSITY	0	5.532	5.532
**D	THE TRUSTEES OF THE HENRY SMITH CHARITY	0	254.591	254.591
**D	TRINITY COLLEGE CAMBRIDGE	0	56.565	56.565
**D	TYCO ELECTRONICS DEFINED BENEFIT PLANS MASTER TRUST	0	127.100	127.100
**D	GARRISON PROPERTY AND CASUALTY INSURANCE COMPANY	0	294.700	294.700
**D	HONEYWELL INTERNATIONAL INC MASTER RETIREMENT TRUST	0	1.402.045	1.402.045
**D	USAA MASTER TRUST (PENSION AND RSP)	0	16.854	16.854
**D	BANNER HEALTH	0	197.800	197.800
**D	CITY OF FRESNO RETIREMENT SYSTEMS	0	246.430	246.430
**D	CAMPBELL PENSION PLANS MASTER RETIREMENT TRUST	0	16.392	16.392
**D	THE COCA-COLA COMPANY MASTER RETIREMENT TRUST	0	735.000	735.000
**D	PUBLIC EMPLOYEES RETIREMENT ASSOCIATION OF COLORADO	0	6.883.832	6.883.832
**D	DUKE ENERGY CORPORATION MASTER RETIREMENT TRUST	0	613.200	613.200
**D	FRESNO COUNTY EMPLOYEES' RETIREMENT ASSOCIATION	0	281.749	281.749
**D	FLORIDA PREPAID COLLEGE PROGRAM	0	581.173	581.173
**D	STICHTING INSTITUUT GAK	0	67.198	67.198
**D	ILLINOIS MUNICIPAL RETIREMENT FUND	0	2.723.859	2.723.859
**D	CIVIL EMPL RET SYS OF THE POLICE DEP OF KANSAS CITY, MISSOURI	0	15.400	15.400
**D	POLICE RETIREMENT SYSTEM OF KANSAS CITY, MISSOURI	0	70.800	70.800
**D	LOS ANGELES CITY EMPLOYEES RETIREMENT SYSTEM	0	2.485.801	2.485.801
**D	CITY OF LOS ANGELES FIRE AND POLICE PENSION PLAN	0	519.694	519.694
**D	LOCKHEED MARTIN CORPORATION MASTER RETIREMENT TRUST	0	454.614	454.614
**D	MISSOURI LOCAL GOVERNMENT EMPLOYEES RETIREMENT SYSTEM	0	251.100	251.100
**D	NORTH DAKOTA STATE INVESTMENT BOARD	0	1.342.000	1.342.000
**D	OKLAHOMA PUBLIC EMPLOYEES RETIREMENT SYSTEM	0	2.048.826	2.048.826
**D	SAN FRANCISCO CITY & COUNTY EMPLOYEES' RETIREMENT SYSTEM	0	80.000	80.000
**D	SAN FRANCISCO CITY & COUNTY EMPLOYEES' RETIREMENT SYSTEM	0	1.492.500	1.492.500
**D	SAN MATEO COUNTY EMPLOYEES' RETIREMENT ASSOCIATION	0	834.955	834.955

700

LISTA ESITO DELLE VOTAZIONE  
Oggetto: Nomina del Presidente del CdA

## FAVOREVOLI

Badge	Ragione Sociale	Proprio	Delega	Totale
**D	FIRE AND POLICE PENSION FUND SAN ANTONIO	0	305.600	305.600
**D	SHRINERS HOSPITALS FOR CHILDREN	0	185.000	185.000
**D	CITY OF TALLAHASSEE	0	100.270	100.270
**D	TEACHERS'S RETIREMENT SYSTEM OF OKLAHOMA	0	1.055.906	1.055.906
**D	UNION PACIFIC CORPORATION MASTER RETIREMENT TRUST	0	439.400	439.400
**D	UTAH STATE RETIREMENT SYSTEMS	0	1.200.846	1.200.846
**D	USAA CASUALTY INSURANCE COMPANY	0	2.184.700	2.184.700
**D	USAA GENERAL INDEMNITY COMPANY	0	585.100	585.100
**D	CATASTROPHE REINSURANCE COMPANY	0	586.800	586.800
**D	VAN ANDEL INSTITUTE	0	159.864	159.864
**D	WYOMING RETIREMENT SYSTEM	0	191.723	191.723
**D	FORD MOTOR COMPANY OF CANADA, LIMITED PENSION TRUST	0	74.384	74.384
**D	HALIFAX REGIONAL MUNICIPALITY MASTER TRUST	0	114.435	114.435
**D	NAV CANADA PENSION PLAN	0	35.474	35.474
**D	OPSEU PENSION PLAN TRUST FUND	0	25.800	25.800
**D	FUTURE FUND BOARD OF GUARDIANS FOR AND ON BEHALF OF FUTURE F	0	2.116.459	2.116.459
**D	IBM DIVERSIFIED GLOBAL EQUITY FUND	0	672.628	672.628
**D	GARD COMMON CONTRACTUAL FUND	0	73.461	73.461
**D	SARASIN EQUISAR GLB THEMATIC F, A SUB F OF SARASIN F ICVC	0	1.026.223	1.026.223
**D	NEW IRELAND ASSURANCE COMPANY PLC	0	5.812.893	5.812.893
**D	NEW IRELAND ASSURANCE COMPANY PLC	0	86.520	86.520
**D	NATIONAL WESTMINSTER BANK PLC AS TRUSTEE OF KES STRAT INV F	0	44.256	44.256
**D	SARASIN EQ GLB THEM F (GBP HEDGED), A SUB FUND OF SARASIN F	0	2.703.513	2.703.513
**D	SARASIN GLB HIGHER DIV FUND	0	306.572	306.572
**D	SARASIN GLB HIGHER DIVIDEND (GBP HEDGED)	0	995.046	995.046
**D	IAGAM GLOBAL EQUITY TRUST	0	645.858	645.858
**D	THE TRUSTEES OF THE BT PENSION SCHEME	0	534.755	534.755
**D	THE TRUSTEES OF CABLE & WIRELESS SUPPERRANNUATION FUND	0	321.225	321.225
**D	STICHTING HEINEKEN PENSIOENFONDS	0	1.061.968	1.061.968
**D	THE TRUSTESS OF IBM PENSION PLAN	0	235.823	235.823
**D	STICHTING PENSIOENFONDS IBM NEDERLAND	0	68.843	68.843
**D	STICHTING PENSIOENFONDS SAGITTARIUS	0	258.770	258.770
**D	STICHTING PENSIOENFONDS APF	0	755.338	755.338
**D	THE TRUSTEES OF JAGUAR PENSION PLAN	0	188.800	188.800
**D	THE TRUSTEES OF LAND ROVER PENSION PLAN	0	138.087	138.087
**D	THE TRUSTEES OF MICHELIN PENSION & LIFE ASSURANCE PLAN	0	173.100	173.100
**D	STAFFORDSHIRE COUNTY COUNCIL PENSION FUND	0	77.544	77.544
**D	TYNE AND WEAR PENSION FUND	0	304.586	304.586
**D	MERKESIDE PENSION FUND	0	766.983	766.983
**D	HP INVEST COMMON CONTRACTUAL FUND	0	300.000	300.000
**D	HP INVEST COMMON CONTRACTUAL FUND	0	26.874	26.874
**D	NORTHERN TRUST UCITS COMMON CONTRACTUAL FUND	0	161.857	161.857
**D		0	2.874.741	2.874.741

701

LISTA ESITO DELLE VOTAZIONE  
 Oggetto: Nomina del Presidente del Cda

## FAVOREVOLI

Badge	Ragione Sociale	Proprio	Delega	Totale
**D	COLONIAL FIRST STATE WHOLESAL	0	390.268	390.268
**D	COMMONWEALTH GLOBAL SHARE FUND 29	0	9.450	9.450
**D	WHITBREAD GROUP PENSION FUND	0	176.904	176.904
**D	UNITED SERVICES AUTOMOBILE ASSOCIATION	0	747.100	747.100
**D	KLEINWORT BENSON INVESTORS MASTER INVESTMENT FUND	0	12.120	12.120
**D	PREMIER ENERGY AND WATER TRUST PLC	0	140.000	140.000
**D	MUNICIPAL EMPLOYEES' ANNUITY AND BENEFIT FUND OF CHICAGO	0	167.000	167.000
**D	FP VERBATIM PORTFOLIO 5 INCOME FUND	0	82.750	82.750
**D	LEGAL & GENERAL GLOBAL EQUITY INDEX FUND	0	60.000	60.000
**D	NAT WEST BK AS TRUSTEE OF LEGAL & GENERAL EUROPEAN INDEX TR	0	22.180	22.180
**D	NAT WEST BK PLC AS TRUSTEE OF THE LEGAL & GENERAL INT IND TR	0	4.288.864	4.288.864
**D	PREMIER GLOBAL UTILITIES INCOME FUND	0	391.410	391.410
**D	PREMIER OPTIMUM INCOME FUND A SUB-FUND OF PREMIER FUNDS	0	98.000	98.000
**D	LEGAL & GENERAL ICAV	0	509.253	509.253
**D	SARASIN IE EQUISAR - GLOBAL THERMATIC (USD)	0	58.153	58.153
**D	SARASIN IE EQUISAR - GLOBAL THEMATIC FUND (GBE)	0	371.596	371.596
**D	SSGA GROSS ROLL UP UNIT TRUST	0	639.085	639.085
**D	KLEINWORT BENSON INVESTORS INSTITUTIONAL FUND PLC	0	268.853	268.853
**D	NORTHERN TRUST INVESTMENT FUNDS PUBLIC LIMITED COMPANY	0	193.248	193.248
**D	TT INTERNATIONAL FUNDS PLC	0	670.426	670.426
**D	LEGAL AND GENERAL AUTHORISED CONTRACTUAL SCHEME	0	358.325	358.325
**D	LEGAL & GENERAL AUTHORISED CONTRACTUAL SCHEME	0	42.691	42.691
**D	STATE TEACHERS RETIREMENT SYSTEM OF OHIO	0	107.221	107.221
**D	ILLINOIS STATE BOARD OF INVESTMENT	0	4.287.156	4.287.156
**D	BANCO NACIONAL DE PANAMA, ACTING AS TRUSTEE OF THE FIDEICOMISO DE FONDO DE AHORRO DE PANAMA	0	830.969	830.969
**D	STICHTING BEDRIJFST VOOR HET SCHOONMAAK EN GLAZ	0	45.792	45.792
**D	KOMMUNAL LANDSPENSJONSKASSE GJENSIDIG FORSIKRINGSSELSKAP	0	226.188	226.188
**D	ABU DHABI RETIREMENT PENSIONS AND BENEFITS FUND	0	546.748	546.748
**D	STICHTING DOUWE EGBERTS PENSIOENFONDS	0	678.522	678.522
**D	STICHTING DOUWE EGBERTS PENSIOENFONDS	0	256.300	256.300
**D	STICHTING BEDRIJFST VOOR HET BEROEPSVERVOER OVER DE WEG	0	282.250	282.250
**D	STICHTING DELA DEPOSITARY AND MANAGEMENT	0	2.932.495	2.932.495
**D	STICHTING PENSIOENFONDS ING	0	1.227.843	1.227.843
**D	VERDIPAPIRFONDET KLP AKSJEGLOBAL INDEX 1	0	460.406	460.406
**D	VERDIPAPIRFONDET KLP AKSJEGLOBAL INDEKS 1	0	946.958	946.958
**D	VERDIPAPIRFONDET KLP AKSJEGLOBAL LAVBETA 1	0	463.378	463.378
**D	NORTHERN TRUST UCITS FGR FUND	0	2.603.704	2.603.704
**D	UNIVEST	0	1.583.349	1.583.349
**D	NORTH TR LUX CO I ITS CAP MNGM OF SCHLUM STAFF RET F FCP-SIF	0	1.623.819	1.623.819
**D	IPM EQUITY UMBRELLA FUND	0	167.791	167.791
**D	EURIZON CAPITAL SGR SPA - EURIZON RENDITA	0	85.135	85.135
**D	EURIZONCAPITAL SGR S.P.A. - EURIZON AZIONI AREA EURO	0	72.997	72.997
**D		0	181.543	181.543

207

LISTA ESITO DELLE VOTAZIONI  
 Oggetto: Nomina del Presidente del Cda

## FAVOREVOLI

Badge	Ragione Sociale	Proprio	Delega	Totale
**D	EURLZON CAPITAL SGR SPA - EURLZON PROGETTO ITALIA 70	0	315.406	315.406
**D	EURLZONCAPITAL SGR S.P.A. - EURLZON AZIONI ITALIA	0	4.305.155	4.305.155
**D	EURLZON CAPITAL SGR SPA - EURLZON PROGETTO ITALIA 40	0	353.658	353.658
**D	AMUNDI SIF EUROPEAN EQUITY INDEX FUND	0	22.697	22.697
**D	FONDACO ROMA EURO BALANCED CORE	0	3.185	3.185
**D	OPCYM SEAYOND EQUITY FACTOR INVESTING EURO	0	141.309	141.309
**D	NATIXIS EURO VALUE EQUITY	0	239.557	239.557
**D	CNP ASSURANCES SA	0	8.104.840	8.104.840
**D	FCP EDMOND DE ROTHSCHILD EURO SRI	0	224.000	224.000
**D	IBM FRANCE	0	139.157	139.157
**D	FCP HAMELIN DIVERSIFIE FLEX II	0	14.112	14.112
**D	AA FORTIS TACTIQUE	0	752.834	752.834
**D	A.A. - BNP PAR -ISR	0	1.067.170	1.067.170
**D	FCP CARPIMKO EUROPE	0	330.774	330.774
**D	FCP AMUNDI PULSATIONS	0	1.164.592	1.164.592
**D	FCP RSI EURO P	0	1.704.926	1.704.926
**D	EPARGNE PRUDENCE THALES	0	111.355	111.355
**D	FCPE AMUNDI LABEL EQUILIBRE	0	78.140	78.140
**D	EVIAN A EQUILIBRE	0	20.408	20.408
**D	L.S. DYNAMIQUE	0	13.473	13.473
**D	N I RENDEMENT USINOR	0	28.119	28.119
**D	VOCATION MARCHÉ ARIANESPACE CONSEIL DE SURVEILLANCE DU FCP	0	9.645	9.645
**D	FCPE AMUNDI LABEL PRUDENCE	0	49.773	49.773
**D	FCPE AMUNDI LABEL DYNAMIQUE	0	71.002	71.002
**D	LV CHALLENGE	0	86.642	86.642
**D	FCP A.A. - GROUPAMA - ISR	0	680.000	680.000
**D	ADPACTIONS	0	13.162	13.162
**D	ADPARGNE	0	8.955	8.955
**D	FCP FDRN AMUNDI	0	210.831	210.831
**D	ARRCO LONG TERME D ACTIONS	0	710.541	710.541
**D	FCP CRN SOGE ACTIONS	0	217.646	217.646
**D	CARP - INDO	0	576.857	576.857
**D	FCP TONI ACTIONS 100	0	462.045	462.045
**D	FCP VIVACCIO ACTIONS	0	1.957.301	1.957.301
**D	LBPAM ACTIONS INDICE	0	1.930.610	1.930.610
**D	LBPAM PROFIL 80 PEA	0	537.509	537.509
**D	LBPAM PROFIL 100	0	312.062	312.062
**D	EGEPARGNE ACTIONS ISR-ACTIONS INTER	0	100.000	100.000
**D	FCP ICARE	0	165.432	165.432
**D	LBPAM ACTIONS DIVIDENDES EUROPE	0	2.816.723	2.816.723
**D	FCPE TECHNIP DYNAMIQUE	0	42.645	42.645
**D	FCPE TECHNIP EQUILIBRE	0	43.364	43.364
**D	AGIRA RETRAITE DIVERSIFIE	0	186.681	186.681

703

Assemblea Ordinaria del 04 maggio 2017

LISTA ESITO DELLE VOTAZIONI  
 Oggetto: Nomina del Presidente del Cda

## FAVOREVOLI

Badge	Ragione Sociale	Proprio	Delega	Totale
**D	LA BANQUE POSTALE ASSET MANAGEMENT	0	267.681	267.681
**D	FCP CAVEC GROUPAMA DIVERSIFIE	0	160.397	160.397
**D	FCP BERRI ACTIONS	0	79.964	79.964
**D	FCP PORT ROYAL EQUILIBRE	0	125.905	125.905
**D	VILLIERS ALTO	0	223.084	223.084
**D	ARIA	0	7.766	7.766
**D	FCP AMUNDI HORIZON	0	1.736.743	1.736.743
**D	PREDICA ISR EUROPE	0	16.398	16.398
**D	LBP INDEX EURO PEA 90 SEPTEMBRE2021	0	39.046	39.046
**D	GRD20	0	942.077	942.077
**D	PREDIQUANT A2 - DIVIDENDES EURO	0	1.253.486	1.253.486
**D	PREDIQUANT A2 ACTIONS EUROPE	0	2.930.168	2.930.168
**D	GRD 18 ACTIONS	0	206.445	206.445
**D	FCP LBP EUROCAP PEA 90 NOVEMBRE2021	0	34.613	34.613
**D	GRD 12 ACTIONS	0	382.184	382.184
**D	GROUPAMA ASSET MANAGEMENT	0	642.603	642.603
**D	LBPAM STRATEGIE PEA 1	0	316.323	316.323
**D	FCP PORTFOLIO LCR ACTIONS	0	108.134	108.134
**D	FCP BOURBON 4	0	179.866	179.866
**D	UNIVERS CNP 1	0	441.860	441.860
**D	FC CARPIMKO	0	301.369	301.369
**D	CNP ACP ACTIONS LT	0	61.233	61.233
**D	CONCORDE 96	0	174.576	174.576
**D	FCP NATIXIS IONIS	0	52.271	52.271
**D	FCP ECUREUIL PROFIL 90	0	2.349.595	2.349.595
**D	FCP CNP GGR	0	16.256	16.256
**D	FCP NATIXIS PERFORMANCE 9	0	149.951	149.951
**D	FCP ABP PERP	0	209.520	209.520
**D	FCP RSRC DIVERSIFIE	0	796.959	796.959
**D	CARP DIVERSIFIE	0	388.853	388.853
**D	FCP RL PREVOYANCE	0	190.184	190.184
**D	FCPE NATIXIS ES ACTIONS EURO	0	438.455	438.455
**D	FCPE IBM FRANCE F	0	99.710	99.710
**D	DUGUAY ACTIONS EUROPE	0	133.532	133.532
**D	FCP ERLISA DIVERSIFIE 2	0	495.000	495.000
**D	FCP FONDATION EUROPE	0	200.000	200.000
**D	SICAV EPARGNE ETHIQUE ACTIONS	0	184.000	184.000
**D	SICAV CHOIX SOLIDAIRE	0	122.089	122.089
**D	FCP ECOFI FLEXIBLE	0	33.822	33.822
**D	MEDI ACTIONS	0	1.500.000	1.500.000
**D	FCP MEDI ACTIONS EURO	0	180.000	180.000
**D	FCP AMUNDI ACTIONS EUROPE ISR	0	103.642	103.642
**D	FCP AMUNDI RENDEMENT PLUS	0	250.881	250.881

Pagina 61

14  
2610

Azionisti: 2616 Teste: 14  
 Azionisti in proprio: 6 Azionisti in delega: 2610

704

## LISTA ESITO DELLE VOTAZIONE

Oggetto: Nomina del Presidente del CdA

## FAVOREVOLI

Badge	Ragione Sociale	Proprio	Delega	Totale
**D	SICAV AMUNDI ACTIONS EURO ISR	0	531.970	531.970
**D	HARMO PLACEMENT 2	0	274.939	274.939
**D	ASSURDIX	0	979.263	979.263
**D	FCPE AMUNDI RESA ACTIONS EURO	0	619.212	619.212
**D	ATOUT MODERATIONS	0	360.037	360.037
**D	FCP CPR CONSOMMATEUR ACTIONNAIRE	0	95.826	95.826
**D	FCPE AMUNDI RESA ESG ACTIONS EURO	0	558.581	558.581
**D	FCP CNP ASSUR EUROPE NEUFLIZE OBC	0	400.000	400.000
**D	CPR EURO HIGH DIVIDEND	0	368.042	368.042
**D	CPR GLOBAL EQUITY ALL REGIME	0	117.209	117.209
**D	FCPE AMUNDI PREM PATRIMOINE	0	132.376	132.376
**D	CPR EUROLAND	0	2.358.830	2.358.830
**D	AMUNDI ETF EURO STOXX 50 UCITS ETF DR	0	7.013.120	7.013.120
**D	FCP CPR ACTIVE EUROPE	0	225.970	225.970
**D	FCP AMUNDI ETF MSCI EUROPE EX EMU PEA UCITS ETF	0	2.952.746	2.952.746
**D	FCP CPR PROGRES DURABLE EUROPE	0	30.733	30.733
**D	PREDIQUANT EURO CROISSANCE A2	0	138.785	138.785
**D	FCP BFT EUROPE DIVIDENDES	0	330.000	330.000
**D	AMUNDI PATRIMOINE	0	384.317	384.317
**D	SICAV EURO CAPITAL DURABLE	0	800.000	800.000
**D	FCP GROUPAMA EURO STOCK	0	229.700	229.700
**D	SICAV MONDE GAN	0	77.564	77.564
**D	FCP FEDERAL ACTIONS RENDEMENT	0	450.000	450.000
**D	FEDERAL CONVICTION ISR EURO	0	1.600.000	1.600.000
**D	FCP FEDERAL CROISSANCE	0	476.000	476.000
**D	FCP FEDERAL OPTIMAL	0	428.000	428.000
**D	ATOUT EUROPE HAUT RENDEMENT	0	53.091	53.091
**D	ATOUT EUROPE SMART BETA	0	118.398	118.398
**D	EDC A2 POCHE TITRES	0	233.931	233.931
**D	AMUNDI ACTIONS INTIES WORLD PL	0	11.921	11.921
**D	ATOUT EUROLAND HAUT RENDEMENT	0	788.238	788.238
**D	ATOUT EUROLAND MIN VAR	0	417.739	417.739
**D	LCL ACTIONS EURO HAUT RENDEMENT	0	468.692	468.692
**D	LCL ACTIONS EURO MIN VAR	0	244.099	244.099
**D	LCL ACTIONS EURO SMART BETA	0	39.469	39.469
**D	LCL ACTIONS EUROPE MAX DIV.	0	37.392	37.392
**D	FCP ENERGIES RENOUVELABLES	0	30.000	30.000
**D	PALATINE MEDITERRANEA SICAV	0	30.000	30.000
**D	AMUNDI ACTIONS INTERNATIONALES DYNAMIC RISK FACTOR	0	3.839	3.839
**D	CROISSANCE DIVERSIFIEE	0	18.192	18.192
**D	IXIS EURO ACTIONS	0	1.917.832	1.917.832
**D	FCP ECUREUIL PROFIL 75	0	994.504	994.504
**D	NATIXIS ACITONS EUROPE RENDEMENT	0	222.159	222.159

Pagina 62

14  
2610

Azionisti: 2616 Teste: 14  
 Azionisti in proprio: 6 Azionisti in delega: 2610

507

## LISTA ESITO DELLE VOTAZIONE

Oggetto: Nomina del Presidente del CdA

## FAVOREVOLI

Badge	Ragione Sociale	Proprio	Delega	Totale
**D	CNP ASSUR VALEURS	0	60.780	60.780
**D	NATIXIS ACTIONS EUROPE SECTEURS	0	101.430	101.430
**D	FCP HSEC DYNAFLEXIBLE	0	183.304	183.304
**D	FCP HSEC ACTIONS EUROPE	0	1.862.901	1.862.901
**D	FCP HSEC ACTIONS MONDE	0	181.580	181.580
**D	HSEC ACTIONS DEVELOPPEMENT DURAB	0	999.002	999.002
**D	ECOFI ACTIONS SCR	0	65.506	65.506
**D	AMUNDI FUNDS EQUITY EUROPE MINIMUM VARIANCE	0	1.400.871	1.400.871
**D	AMONDI LUXEMBOURG SA	0	100.000	100.000
**D	AMUNDI FUNDS EQUITY EURO RISK PARITY	0	854.743	854.743
**D	SIG PFDS CORP EXPRESS MANDAT ALLIANCE CAPITA	0	51.257	51.257
**D	STICHTING BEDRIJFSPENSIENFONDSVOOR DE LANDBOUW MANDAT BLACKRO	0	2.956.244	2.956.244
**D	SIG PFDS V.D. GRAFISCHE	0	2.823.252	2.823.252
**D	STG PFDS AHOLD	0	372.270	372.270
**D	ST. SPOORWEGPFDS MANDAT BLACKROCK	0	111.993	111.993
**D	STICHTING PENSIOENFONDS OPENBAAR VERVOER	0	48.167	48.167
**D	BPL	0	2.687.222	2.687.222
**D	STG PFDS ACHMEA MANDAT BLACKROCK	0	398.277	398.277
**D	STG BEDRIJFSTAKPFDS V H	0	96.272	96.272
**D	STG BPF VD DETAILHANDEL MND BLACKROCK MSCI EMEA	0	1.334.049	1.334.049
**D	ST BEW S.A. BEL.POOLS GLOB.EQ. FACTOR FUND	0	271.950	271.950
**D	PETELAAR EFFECTENBEW. INZ. SNSRESP. IND. FND	0	1.310.859	1.310.859
**D	AMUNDI INDEX SOLUTIONS	0	1.422.281	1.422.281
**D	BRIDGEWATER PURE ALPHA TRADING COMPANY II, LTD	0	18.242.169	18.242.169
**D	RUSSELL OVERSEAS EQUITY FUND .	0	267.700	267.700
**D	RUSSELL OVERSEAS EQUITY FUND .	0	133.783	133.783
**D	RUSSELL OVERSEAS EQUITY FUND .	0	214.659	214.659
**D	RUSSELL OVERSEAS EQUITY FUND .	0	230.700	230.700
**D	RUSSELL OVERSEAS EQUITY FUND .	0	44.274	44.274
**D	RUSSELL GLOBAL EQUITY FUND .	0	318.400	318.400
**D	RUSSELL GLOBAL EQUITY FUND .	0	1.138.179	1.138.179
**D	RUSSELL GLOBAL EQUITY FUND .	0	148.701	148.701
**D	AGF EUROPEAN EQUITY FUND	0	284.238	284.238
**D	HARMONY OVERSEAS EQUITY POOL	0	75.800	75.800
**D	AGF ALL WORLD TAX ADVANTAGE GROUP LIMITED	0	499.904	499.904
**D	EAFE EQUITY FUND .	0	200.629	200.629
**D	BRUCE POWER PENSION PLAN	0	153.441	153.441
**D	THE CANADA LIFE ASSURANCE COMPANY	0	247.223	247.223
**D	COLLEGES OF APPLIED ARTS AND TECHNOLOGY PENSION P	0	859.300	859.300
**D	COLLEGES OF APPLIED ARTS AND TECHNOLOGY PENSION P	0	1.207.430	1.207.430
**D	THE CANADIAN MEDICAL PROTECTIVE ASSOCIATION	0	90.976	90.976
**D	ONTARIO POWER GENERATION INC .	0	367.833	367.833
**D	BNY MELLON EMPLOYEE BENEFIT COLLECTIVE INVESTMENT FUND PLAN	0	6.084.308	6.084.308

Azionisti:

Pagina 63

14

2610

Azionisti in proprio:

2616

6

Azionisti in delega:

14

2610

406

Assemblea Ordinaria del 04 maggio 2017

LISTA ESITO DELLE VOTAZIONE  
 Oggetto: Nomina del Presidente del CdA

## FAVOREVOLI

Badge	Ragione Sociale	Proprio	Delega	Totale
**D	BMO MONTHLY INCOME FUND	0	300.702	300.702
**D	BMO GLOBAL INFRASTRUCTURE FUND	0	130.169	130.169
**D	FRONTIERS INTERNATIONAL EQUITY POOL	0	67.635	67.635
**D	THE GREAT-WEST LIFE ASSURANCE COMPANY	0	201.256	201.256
**D	BOSTON COMPANY INC POOLED EMPLOYEE FUNDS INVL CORE EQUITY FD II	0	142.993	142.993
**D	COUNSEL DEFENSIVE GLOBAL EQUITY	0	8.237	8.237
**D	IMPERIAL TOBACCO PENSION INVESTMENT TRUST FUND	0	227.816	227.816
**D	IUOE LOCAL 793 MEMBERS PENSION BENEFITTRUST OF ONTARIO	0	269.666	269.666
**D	BMO MSCI EAFE INDEX ETF	0	703.825	703.825
**D	LUCENT TECHNOLOGIES INC. DEFINED CONTRIBUTION PLAN MASTER TRUST	0	201.190	201.190
**D	LONDON LIFE INSURANCE COMPANY	0	2.356.082	2.356.082
**D	GLOBAL INFRASTRUCTURE EQUITY FUND LONDON CAPITAL	0	70.184	70.184
**D	U.S. AND INTERNATIONAL SPECIALTY CLASS	0	17.482	17.482
**D	ONTARIO PENSION BOARD	0	1.391.144	1.391.144
**D	RENAISSANCE GLOBAL EQUITY PRIVATE POOL	0	30.081	30.081
**D	RENAISSANCE REAL ASSETS PRIVATEPOOL	0	336.300	336.300
**D	STATE OF WISCONSIN INVESTMENT BOARD	0	558.517	558.517
**D	STATE OF WISCONSIN INVESTMENT BOARD	0	4.158.226	4.158.226
**D	STATE OF WISCONSIN INVESTMENT BOARD	0	3.739.814	3.739.814
**D	STATE OF WISCONSIN INVESTMENT BOARD	0	767.092	767.092
**D	STATE OF WISCONSIN INVESTMENT BOARD	0	1.789.840	1.789.840
**D	TD EMERALD INTERNATIONAL EQUITYINDEX FUND	0	251.036	251.036
**D	DUKE UNIVERSITY	0	53.547	53.547
**D	TD EUROPEAN INDEX FUND	0	2.354	2.354
**D	TD INTERNATIONAL EQUITY INDEX ETF	0	6.863.850	6.863.850
**D	PUBLIC SECTOR PENSION INVESTMENT BOARD	0	142.474	142.474
**D	THE BOSTON COMPANY PRIVATE TRUTHE INTERNATIONAL EQ	0	211.404	211.404
**D	TORSTAR MASTER TRUST FUND	0	14.083	14.083
**D	TEACHERS' RETIREMENT ALLOWANCESFUND	0	2.322.900	2.322.900
**D	IMPERIAL INTERNATIONAL EQUITY POOL	0	214.481	214.481
**D	IMPERIAL INTERNATIONAL EQUITY POOL	0	107.170	107.170
**D	IMPERIAL INTERNATIONAL EQUITY POOL	0	1.532.266	1.532.266
**D	IMPERIAL GLOBAL EQUITY INCOME POOL	0	112.800	112.800
**D	IMPERIAL OVERSEAS EQUITY POOL	0	467.857	467.857
**D	ONTARIO POWER GENERATION INC	0	218.300	218.300
**D	UNIVERSITY OF GUELPH FOREIGN PROPERTY TRUST	0	70.900	70.900
**D	UNIVERSITY OF GUELPH	0	77.700	77.700
**D	WOODBIDGE INVESTMENTS CORPORATION	0	392.073	392.073
**D	WINDWISE MSCI EAFE INDEX NON-LENDING, FUND FOR EXEMPT ORG.	0	3.049	3.049
**D	STEWARDSHIP FOUNDATION	0	110.731	110.731
**D	CIEC INTERNATIONAL INDEX FUND	0	44.164	44.164
**D	CIEC EUROPEAN INDEX FUND	0	114.093	114.093
**D	CIEC POOLED INTERNATIONAL EQUITY INDEX FUND	0	379.600	379.600
**D	YORK UNIVERSITY PENSION FUND	0		

Azionisti:

Azionisti in proprio:


2616 6

Teste: Azionisti in delega:

14 2610

Pagina 64

707





## Assemblea Ordinaria del 04 maggio 2017

LISTA ESITO DELLE VOTAZIONI  
 Oggetto: Nomina del Presidente del CdA

## FAVOREVOLI

Badge	Ragione Sociale	Proprio	Delega	Totale
***D	RENAISSANCE GLOBAL VALUE FUND	0	95.899	95.899
***D	DEBORAH LOEB BRICE	0	6.057	6.057
***D	ALAMOSA LLC	0	10.824	10.824
***D	CF INTERNATIONAL STOCK INDEX FUND ONE	0	495.517	495.517
***D	DT INTERNATIONAL STOCK INDEX FUND ONE	0	554.392	554.392
***D	CERVURITE INTERNATIONAL LLC	0	199.601	199.601
***D	MARANIC II LLC	0	8.406	8.406
***D	R.K. MELLON INTERNATIONAL FUND.	0	299.995	299.995
***D	1975 IRREVOCABLE TRUST OF CD WEYERHAUSER	0	2.814	2.814
***D	1973 IRREVOCABLE TRUST OF CD WEYERHAUSER	0	1.146	1.146
***D	SINGLE SELECT INVEST MONCEAU ACTION FORUM ONE	0	150.000	150.000
***D	FONDAZIONE ROMA SIF	0	565.800	565.800
***D	LEGG MASON GLOBAL INFRASTRUCTURE ETF	0	400.997	400.997
***D	JPMORGAN FUNDS (IRELAND) ICAV	0	15.777	15.777
		0	4.194	4.194

Totale voti 5.669.192.746  
 Percentuale votanti % 94,864203  
 Percentuale Capitale % 55,762479

708



Azionisti: 2616 Teste: 6  
 Azionisti in proprio: 6 Azionisti in delega: 14

Assemblea Ordinaria del 04 maggio 2017ESITO VOTAZIONE

Oggetto : **Determinazione compenso componenti CdA**

**Hanno partecipato alla votazione:**

-n° 2.743 azionisti,

portatori di n° 5.976.113.829 azioni ordinarie, tutte ammesse al voto,

pari al 58,781371% del capitale sociale.

**Hanno votato:**

		% su Azioni Ordinarie Ammesse al voto
Favorevoli	5.918.289.850	99,032415
Contrari	20.066.138	0,335772
SubTotale	<u>5.938.355.988</u>	99,368187
Astenuti	5.967.276	0,099852
Non Votanti	31.790.565	0,531960
SubTotale	<u>37.757.841</u>	0,631813
<b>Totale</b>	<u>5.976.113.829</u>	100,000000

Ai sensi dell'art. 135-undecies del TUF **non sono computate** ai fini del calcolo della maggioranza e del capitale richiesto per l'approvazione della delibera numero **0** azioni pari al **0,000000%** delle azioni rappresentate in aula.

LISTA ESITO DELLE VOTAZIONE

Oggetto: Determinazione compenso componenti Cda

CONTRARI

Badge	Ragione Sociale	Proprio	Delega	Totale
6984	AGOSTINI ANTONIO	0	0	0
**D	REGARD ACTIONS EURO	0	1.337.292	1.337.292
**D	REGARD ACTIONS DEVELOPPEMENT DURABLE	0	500.000	500.000
**D	ALLIANZ GLOBAL INVESTORS FRANCE	0	411.103	411.103
**D	MASTER TRUST BANK OF JAPAN, LTD. PENSION	0	9.676.019	9.676.019
**D	VILLIERS DIVERSIFIE BNP PAM	0	1.831.126	1.831.126
**D	ERAFP ACTION EURO III	0	5.394.694	5.394.694
**D	METROPOLITAN LIFE INSURANCE COMPANY	0	289.164	289.164
**D	METROPOLITAN SERIES FUND- MSCI EAFE INDEX PORTFOLIO	0	626.740	626.740

Totale voti 20.066.138

Percentuale votanti % 0,335772

Percentuale Capitale % 0,197372

710

Assemblea Ordinaria del 04 maggio 2017

## LISTA ESITO DELLE VOTAZIONE

Oggetto: Determinazione compenso componenti Cda

## ASTENUTI

Badge	Ragione Sociale	Proprio	Delega	Totale
6055	NOTARFONZO ARNALDO	15.000	0	15.000
6561	PEDERSOLI LANFRANCO	6.000	0	6.000
6984	AGOSTINI ANTONIO	0	0	0
**D	CHALLENGE FUNDS CHALLENGE ITALIAN EQUITY	0	4.000.000	4.000.000
**D	CHALLENGE FUNDS	0	1.633.531	1.633.531
**D	MEDICLANUM SPEC SICAV-SIF EQUITY INCOME	0	75.000	75.000
**D	ROYAL BANK OF CANADA (CHANNELL ISLANDS) LIMITED	0	8.988	8.988
**D	ARROWGRASS MASTER FUND LTD C/O ARROWGRASS CAPITAL PARTNERS LLP	0	228.757	228.757

Totale voti 5.967.276  
 Percentuale votanti % 0,099852  
 Percentuale Capitale % 0,058694



711

## LISTA ESITO DELLE VOTAZIONE

Oggetto: Determinazione compenso componenti Cda

## NON VOTANTI

Badge	Ragione Sociale	Proprio	Delega	Totale
6984	AGOSTINI ANTONIO	0	0	0
**D	JSS INVESTMENTFONDS	0	1.756.565	1.756.565
**D	KAIROS INTERNATIONAL SICAV - ITALIA	0	2.500.000	2.500.000
**D	KAIROS INTERNATIONAL SICAV - TARGET ITALY ALPHA	0	500.000	500.000
**D	KAIROS INTERNATIONAL SICAV - RISORGIMENTO	0	1.500.000	1.500.000
**D	FIDEURAM ASSET MANAGEMENT (IRELAND) FONDITALIA EQUITY ITALY	0	11.808.000	11.808.000
**D	FIDEURAM ASSET MANAGEMENT (IRELAND) FIDEURAM FUND EQUITY ITALY	0	590.000	590.000
**D	INTERFUND SICAV INTERFUND EQUITY ITALY	0	5.468.000	5.468.000
**D	ERSEL ASSET MANAGEMENT SGR S.P.A. - FONDERSEL PMI	0	300.000	300.000
**D	MEDIOLANUM GESTIONE FONDI SGR S.P.A. - FLESSIBILE ITALIA	0	7.000.000	7.000.000
**D	FIDEURAM INVESTIMENTI SGR S.P.A. - FIDEURAM ITALIA	0	368.000	368.000

Totale voti 31.790.565

Percentuale votanti % 0,531960

Percentuale Capitale % 0,312694



Azionisti in proprio: 10

Azionisti in delega: 0

Teste: 1

Azionisti in delega: 10

## LISTA ESITO DELLE VOTAZIONE

Oggetto: Determinazione compenso componenti Cda

## FAVOREVOLI

Badge	Ragione Sociale	Proprio	Delega	Totale
6118	CARDINALI LUIGI	0	0	0
DE*	CALLEANZA ASSICURAZIONI SPA	0	4.193.208	4.193.208
DE*	CAMGESTION	0	240.527	240.527
DE*	GENERALI ESPANA SA DE SEGUROS Y REASEGUROS	0	183.174	183.174
DE*	GENERALI ITALIA SPA	0	18.800.868	18.800.868
DE*	GENERTELLIFESPA	0	3.687.859	3.687.859
6189	RINELLI DOMENICO	58.514	0	58.514
6371	MILITI VALTER	0	0	0
DE*	CASSA NAZIONALE DI PREVIDENZA E ASSISTENZA FORENSE	350	52.417.000	52.417.000
6417	DORI CARLO	0	0	0
6498	BASILE STEFANO	0	31.155.499	31.155.499
DE*	ENPAM	0	106.208	106.208
6506	A.DI.G.E. IN PERSONA DI CARLO DE MASI	0	0	0
6545	COMPUTERSHARE SPA RAPPRESENTANTE DESIGNATO EX ART. 135 UNDECIES TUF NELLA PERSONA DI ENRICO MONICELLI	0	0	0
	1.520	10.445	0	10.445
6680	LEONETTI SALVATORE	0	0	0
6723	DI STEFANO STEFANO	0	0	0
DE*	MINISTERO DELL'ECONOMIA E DELLE FINANZE	0	2.397.856.331	2.397.856.331
6928	GRANATA ALFREDO	0	0	0
DE*	INARCASSA - CASSA NAZIONALE DI PREVIDENZA ED ASSISTENZA PER	45.073	18.435.640	18.435.640
6962	RICCI MARIO	32.357	0	32.357
6982	CHIURAZZI LUIGI	0	0	0
6984	AGOSTINI ANTONIO	0	9.590.000	9.590.000
**D	ARCA FONDI SGR - FONDO ARCA AZIONI ITALIA	0	5.271.213	5.271.213
**D	BLACKROCK INDEX SELECTION FUND	0	483.375	483.375
**D	ARK LIFE ASSURANCE COMPANY LIMITED	0	18.417.484	18.417.484
**D	FRANKLIN TEMPLETON INVESTMENT FUNDS	0	5.224.402	5.224.402
**D	JPMORGAN FUNDS	0	48.800.638	48.800.638
**D	JPMORGAN INVESTMENT FUNDS	0	2.144.074	2.144.074
**D	JPMORGAN FUNDS EUROPEAN BANK AND BUSINESS CENTRE	0	5.868.319	5.868.319
**D	SCHRODER INTERNATIONAL SELECTION FUND	0	129.622	129.622
**D	AQR UCITS FUNDS	0	1.990	1.990
**D	MORGAN STANLEY INVESTMENT FUNDS	0	7.495	7.495
**D	T. ROWE PRICE FUNDS SICAV	0	303.041	303.041
**D	CAPITAL GROWTH FUND ABSOLUTE INCOME GROW	0	147.008	147.008
**D	CAPITAL INTERNATIONAL FUND	0	44.300	44.300
**D	BAYERNINVEST KAPITALVERWALTUNGSGESELLSC	0	674.481	674.481
**D	INVESTMENT PRIVATFONDS GMBH	0	48.006	48.006
**D	CBRE CLARION FUNDS ALCEDA FUND MANAGEMEN	0	157.202	157.202
**D	BAYERNINVEST KAPITALVERWALTUNGS-GESELLSC	0	111.488	111.488
**D	DKB EUROPA FONDS	0	5.000.000	5.000.000
**D	STAR FUND	0	1.170.109	1.170.109
**D	BAYERNINVEST KAPITALVERWALTUNGSGESELLSCHAFT MBH	0	0	0

Azionisti:

2718

13

Azionisti in proprio:

5

2713

Azionisti in delega:

Pagina 4

LISTA ESITO DELLE VOTAZIONE  
 Oggetto: Determinazione compenso componenti Cda

FAVOREVOLI

Badge	Ragione Sociale	Proprio	Delega	Totale
**D	BAYERNINVEST KVG MBH	0	5.161.684	5.161.684
**D	NM5 WIEQ BRF ACCOUNT	0	140.700	140.700
**D	WIF- EUROPE OPPORTUNITIES	0	182.100	182.100
**D	NM5 GIEP BRI ACCOUNT	0	417.864	417.864
**D	WORLDVIEW INVESTMENT FUND EUROPE CORE EQUITY FUND	0	342.000	342.000
**D	GENERALI INVESTMENTS EUROPE SEA SGR	0	2.806.218	2.806.218
**D	GENERALI INVESTMENTS LUXEMBURG S.A.	0	2.895.103	2.895.103
**D	DPAM EQUITIES L	0	700.000	700.000
**D	MERRILL LYNCH PROFESSIONAL CLEARING CORP	0	6.139.937	6.139.937
**D	MERRILL LYNCH INTERNATIONAL	0	1.745.281	1.745.281
**D	SONDERVERMOGEN ALLIANZGI-FONDS DHCO	0	28.772	28.772
**D	SONDERVERMOGEN ALLIANZGI-FONDS DEW-CO	0	38.638	38.638
**D	SONDERVERMOGEN ALLIANZGI-FONDS VBE	0	367.106	367.106
**D	ALLIANZ GLR EQ BU RCM BEST STYLES	0	422.734	422.734
**D	ALLIANZ CGI EQ BEST STYLES	0	1.103.686	1.103.686
**D	SONDERVERMOGEN ALLIANZGI-FONDS DSW-CO	0	47.044	47.044
**D	SONDERVERMOGEN ALLIANZGI-FONDS DSW-DREFONDS	0	6.824	6.824
**D	GMO TAX-MANAGED INTERNATIONAL EQUITIES F	0	132.123	132.123
**D	GMO ALPHA ONLY FUND	0	48.045	48.045
**D	GMO INTERNATIONAL EQUITY FUND	0	6.787.484	6.787.484
**D	VANGUARD EUROPEAN STOCK INDEX FUND	0	13.744.879	13.744.879
**D	VANGUARD DEVELOPED MARKETS INDEX FUND	0	34.749.743	34.749.743
**D	SEI INST INVEST TRUST WORLD EQ EX-US FUN	0	1.686.620	1.686.620
**D	JTSB STB DAIWA STOCK INDEX FUND 9807	0	178.334	178.334
**D	GMO INTERNATIONAL LARGE/MID CAP EQUITY F	0	1.463	1.463
**D	JAPAN TRUSTEE SERVICES BANK LTD	0	41.093	41.093
**D	JAPAN TRUSTEE SERVICES BANK LTD	0	180.000	180.000
**D	JAPAN TRUSTEE SERVICES BANK LTD	0	36.642	36.642
**D	THE MASTER TRUST BANK OF JAPAN LTD	0	5.274	5.274
**D	THE MASTER TRUST BANK OF JAPAN LTD	0	15.504	15.504
**D	JAPAN TRUSTEE SERVICES BANK LTD	0	4.000	4.000
**D	FIDELITY FUNDS SICAV	0	826.652	826.652
**D	NN (L)	0	12.177.875	12.177.875
**D	NN (L) LIQUID	0	2.233.213	2.233.213
**D	ING DIRECT	0	559.731	559.731
**D	GIM TOKYO FD	0	424.076	424.076
**D	GIM SPECIALIST INVESTMENT FUNDS	0	4.134.121	4.134.121
**D	JAPAN TRUSTEE SERVICES BANK LTD	0	90.000	90.000
**D	JAPAN TRUSTEE SERVICES BANK LTD	0	24.000	24.000
**D	JAPAN TRUSTEE SERVICES BANK LTD	0	37.700	37.700
**D	SEI INST INV TRUST SCREENED WORLD EQ EX	0	41.860	41.860
**D	THE MASTER TRUST BANK OF JAPAN LTD	0	209.109	209.109
**D	VANGUARD TOTAL WORLD STOCK INDEX FUND	0	1.702.137	1.702.137

714

LISTA ESITO DELLE VOTAZIONE

Oggetto: Determinazione compenso componenti Cda

FAVOREVOLI

Badge	Ragione Sociale	Proprio	Delega	Totale
**D	PZENA VALUE FUNDS PL	0	520.838	520.838
**D	THE MASTER TRUST BANK OF JAPAN LTD	0	44.180	44.180
**D	THE MASTER TRUST BANK OF JAPAN LTD	0	12.430	12.430
**D	SEI INSTITUTIONAL INTERN TRUST INTERNATI	0	985.553	985.553
**D	VANGUARD FTSE ALL-WORLD EX US INDEX FUND	0	11.368.310	11.368.310
**D	GMO FUNDS PLC	0	622.356	622.356
**D	ICBC-CCBFAM GLOBAL OPPORTUNITY	0	8.430	8.430
**D	JAPAN TRUSTEE SERVICES BANK LTD	0	269.262	269.262
**D	FIRST TRUST EUROPE ALPHADEX FUND	0	206.615	206.615
**D	THE MASTER TRUST BANK OF JAPAN LTD	0	256.884	256.884
**D	JAPAN TRUSTEE SERVICES BANK LTD	0	39.202	39.202
**D	FIDELITY SAL ST SPARTAN GLOBAL EX US IN	0	994.309	994.309
**D	VANGUARD FUNDS PLC	0	1.883.762	1.883.762
**D	MACQUARIE GLOBAL LISTED INFRASTRUCTURE C	0	265.015	265.015
**D	ALLIANZGI NFJ INTERNATIONAL VALUE CIT	0	59.723	59.723
**D	SEI INSTITUTIONAL MANAGED TRUST MULTI-AS	0	67.914	67.914
**D	VANGUARD INVESTMENT SERIES, PLC	0	11.222.239	11.222.239
**D	FIDELITY SAL ST T SPARTAN TOTAL INT IN F	0	90.769	90.769
**D	THE MASTER TRUST BANK OF JAPAN LTD	0	157.848	157.848
**D	SEI INSTITUTIONAL MANAGED TRUST-TAX-MANAGED INTERNATIONAL MANAGED	0	214.945	214.945
**D	THE MASTER TRUST BANK OF JAPAN LTD	0	15.450	15.450
**D	WELLI TRUS NAT ASSOC COMMON TRUST FUNDS	0	88.159	88.159
**D	WELL TRCO NA MULTI. COLLECT. INV FUND	0	12.665	12.665
**D	INTERNATIONAL MULTI-ASSET DIVERSIFIED IN	0	20.884	20.884
**D	PIMCO FUNDS GLOBAL INVESTORS SERIES PLC	0	273.102	273.102
**D	SCHRODER INTERNATIONAL MULTI-CAP EQ	0	186.003	186.003
**D	THE MASTER TRUST BANK OF JAPAN LTD	0	132.393	132.393
**D	ADVISOR MANAGED TRUST - TACTICAL OFFENSI	0	235.342	235.342
**D	FIRST TRUST EUROZONE ALPHADEX ETF	0	9.895	9.895
**D	DEUTSCHE EUROPEAN EQUITY FUND	0	82.230	82.230
**D	THE ADV INNER C.CORNERST.AD.GL.PUB.EQ. F	0	74.227	74.227
**D	THE ADVISORS' INNER CIRCLE FUND CORNER STONE ADVISORS GLOBAL PUBLIC EQUITY FUND	0	145.776	145.776
**D	GLOBAL X SCIENTIFIC BETA EUROPE ETF	0	6.180	6.180
**D	FIRST TRUST DYNAMIC EUROPE EQUITY INCOME	0	2.606.133	2.606.133
**D	PANAGORA RISK PARITY M.A.C.FD	0	10.846	10.846
**D	FIRST TRUST RIVERFRONT DYNAMIC EUROPE ET	0	15.453	15.453
**D	FIRST TRUST RIVERFRONT DYN DEV INT ETF	0	32.672	32.672
**D	MONDRIAN ALL COUNTRIES WORLD EX-U.S	0	992.174	992.174
**D	BROWN BROTHERS HARRIMAN + CO, BOSTON CUSTODIAN FOR: THE ADVISORS' INNER CIRCLE III / PINEBRIDGE DYNAMIC ASSET ALLOCATION	0	0	0
		48.473		
**D	BEHROS/GALLERY TR-WONDERIA	0	2.726.913	2.726.913
**D	BEST INVESTMENT CORPORATION	0	72.138	72.138
**D	HSBC LIFE (INTERNATIONAL) LIMITED	0	351.693	351.693

Azionisti:

Azionisti in proprio: 2718

Teste: 13

Azionisti in delega: 2713

Pagina 6

715



## LISTA ESITO DELLE VOTAZIONE

Oggetto: Determinazione compenso componenti Cda

## FAVOREVOLI

Badge	Ragione Sociale	Proprio	Delega	Totale
**D	HSBC GROUP HONG KONG LOCAL STAFF RETIREMENT BENEFIT SCHEME	0	29.640	29.640
**D	HSBC MANAGED STABLE GROWTH FUND	0	1.774	1.774
**D	HSBC MANAGED STABLE FUND	0	5.933	5.933
**D	HSBC MANAGED GROWTH FUND	0	33.161	33.161
**D	HSBC GUARANTEED FUND	0	30.204	30.204
**D	HSBC MANAGED BALANCED FUND	0	19.948	19.948
**D	ISHARES EURO STOXX 50 INDEX ETF	0	17.783	17.783
**D	SHBNPP EURO INDEX SECURITY MASTER INVEST	0	41.542	41.542
**D	JPMORGAN MULTI INCOME FUND	0	526.223	526.223
**D	ALLIANZ CHOICE BEST STYLE EUR.FUND	0	81.786	81.786
**D	JPMORGAN EUROPE STRATEGIC DIVIDEND FUND	0	23.752	23.752
**D	CARDIF ASSURANCE VIE	0	7.248.453	7.248.453
**D	CARDIF ASSURANCE RISQUES DIVERS	0	172.000	172.000
**D	NADAUD	0	51.263	51.263
**D	KEMPEN EUROPEAN HIGH DIVIDEND FUND N.V.	0	7.035.100	7.035.100
**D	FCP SAINT MARTIN N1	0	479.874	479.874
**D	FCP CNP ACTIONS EM	0	565.356	565.356
**D	FCP IDR ACTIONS EURO	0	154.000	154.000
**D	FCP UBS F EURO OPPORT UNCON PEA EUR	0	72.091	72.091
**D	MUTACTION 11	0	858.280	858.280
**D	SODIUM 1	0	418.594	418.594
**D	FCP CALCIUM QUANT	0	289.528	289.528
**D	SICAV UBS F OPP MONDE 10	0	14.950	14.950
**D	CARDIF LUX VIE	0	202.300	202.300
**D	HENDERSON INVESTMENT FUND OEIC	0	2.977.299	2.977.299
**D	HENDERSON INSTIT EUROP INDEX OPP FUND	0	737.916	737.916
**D	CANDRIAM BELGIUM MANDAT FRF	0	5.270.011	5.270.011
**D	WITAN INVESTMENT TRUST PLC	0	889.350	889.350
**D	ANIMA SGR SPA	0	1.140.000	1.140.000
**D	ANIMA SGR SPA	0	2.289.711	2.289.711
**D	ANIMA SGR SPA	0	2.381.365	2.381.365
**D	ANIMA SGR SPA	0	7.418.059	7.418.059
**D	ANIMA SGR SPA	0	1.296.246	1.296.246
**D	ANIMA SGR SPA	0	958.265	958.265
**D	ANIMA SGR SPA	0	3.204.584	3.204.584
**D	ANIMA SGR SPA	0	4.308.250	4.308.250
**D	ANIMA SGR SPA	0	2.662.874	2.662.874
**D	ANIMA SGR SPA	0	1.399.825	1.399.825
**D	ANIMA SGR SPA	0	469.205	469.205
**D	ANIMA SGR SPA	0	298.300	298.300
**D	ALLIANZGI FONDS BREMEN	0	176.721	176.721
**D	ALLIANZGI FONDS DFWS	0	26.942	26.942
**D	ALLIANZGI FONDS NASPA PENSIONSFONDS	0	44.007	44.007

716

LISTA ESITO DELLE VOTAZIONE  
 Oggetto: Determinazione compenso componenti Cda

FAVOREVOLI

Badge	Ragione Sociale	Proprio	Delega	Totale
**D	DILL COFONDS	0	66.800	66.800
**D	ALLIANZGI FONDS ZURB	0	13.744	13.744
**D	ALLIANZGI FONDS WERT	0	7.200	7.200
**D	ALLIANZGI FONDS VEMK	0	28.475	28.475
**D	ALLIANZGI FONDS VBDK	0	16.511	16.511
**D	ALLIANZGI FONDS RELINVEST	0	22.065	22.065
**D	ALLIANZGI FONDS FUK	0	5.578	5.578
**D	ALLIANZGI FONDS FED	0	15.583	15.583
**D	ALLIANZGI FONDS OJU	0	15.086	15.086
**D	ALLIANZGI FONDS INDU	0	23.073	23.073
**D	ALLIANZGI FONDS GANO 2	0	49.513	49.513
**D	ALLIANZGI FONDS GANO	0	9.727	9.727
**D	ALLIANZGI FONDS FIB	0	58.100	58.100
**D	ALLIANZGI FONDS AVP	0	3.787	3.787
**D	ALLIANZGI FONDS ALPEN	0	22.915	22.915
**D	DBI FONDS ACU K	0	419.982	419.982
**D	ALLIANZGI FONDS ZDD3	0	76.963	76.963
**D	ALLIANZGI FONDS VSF	0	14.303	14.303
**D	ALLIANZGI FONDS ABF	0	3.695	3.695
**D	ALLIANZGI FONDS APNIRSA	0	685.388	685.388
**D	ALLIANZGI FONDS FEV	0	67.637	67.637
**D	DEAM FONDS EDV I	0	40.599	40.599
**D	ALLIANZ GI FONDS RANW II	0	146.566	146.566
**D	ALLIANZGI FONDS PENSIONS	0	72.345	72.345
**D	CBP GROWTH	0	390.146	390.146
**D	ALLIANZGI FONDS PFALCO	0	154.690	154.690
**D	ALLIANZGI FONDS NBP	0	26.108	26.108
**D	ALLIANZGI FONDS AENV	0	1.203.981	1.203.981
**D	ALLIANZGI FONDS AESAN	0	44.670	44.670
**D	ALLIANZGI FONDS AMEV	0	30.769	30.769
**D	ALLIANZGI FONDS DREDOK	0	105.875	105.875
**D	ALLIANZGI FONDS PSDN	0	93.400	93.400
**D	ALLIANZGI SVKK	0	10.252	10.252
**D	ALLIANZGI FONDS TOSCA	0	111.737	111.737
**D	FONDIS	0	220.685	220.685
**D	CONVEST 21 VL	0	239.340	239.340
**D	ALLIANZ STRATEGIEFONDS WACHSTUM PLUS	0	834.893	834.893
**D	ALLIANZGI FONDS AFE	0	237.209	237.209
**D	ALLIANZGI FONDS PF2	0	379.613	379.613
**D	ALLIANZGI FONDS PIV2	0	1.013.686	1.013.686
**D	ALLIANZGI FONDS PF1	0	291.910	291.910
**D	ALLIANZGI FONDS HEUST	0	26.400	26.400
**D	ALLIANZGI FONDS MASTER DRT	0	123.521	123.521

717

Azionisti: 2718 Teste: 13  
 Azionisti in proprio: 5 Azionisti in delega: 2713

LISTA ESITO DELLE VOTAZIONE  
 Oggetto: Determinazione compenso componenti Cda

FAVOREVOLI

Badge	Ragione Sociale	Proprio	Delega	Totale
**D	ALLIANZGI FOND AMMERLAND	0	170.429	170.429
**D	ALLIANZGI FONDS GEW	0	4.974	4.974
**D	ALLIANZGI FONDS TIBUR	0	24.225	24.225
**D	ALLIANZGI FONDS MAV	0	25.196	25.196
**D	ALLIANZGI FONDS DUNHILL	0	41.075	41.075
**D	ALLIANZGI FONDS VSBW	0	195.587	195.587
**D	ALLIANZGI FONDS TOB	0	22.292	22.292
**D	ALLIANZGI FONDS PGD	0	96.298	96.298
**D	ALLIANZGI FONDS INP	0	72.561	72.561
**D	ALLIANZGI FONDS USES	0	13.205	13.205
**D	ALLIANZGI FONDS RBB	0	163.536	163.536
**D	ALLIANZGI FONDS BFKW	0	21.933	21.933
**D	DBI FONDS EKIBB	0	116.834	116.834
**D	ALLIANZGI FONDS ACK	0	58.710	58.710
**D	KREBSLIFE 2 FONDS	0	6.178	6.178
**D	ALLIANZGI FONDS DBS	0	24.879	24.879
**D	ALLIANZGI FONDS ESMT	0	4.730	4.730
**D	ALLIANZGI FONDS CAESAR	0	10.047	10.047
**D	ALLIANZGI FONDS PAK	0	11.989	11.989
**D	ALLIANZGI FONDS STIFTUNGSFONDS WISENSCH	0	32.956	32.956
**D	ALLIANZGI FONDS AKTIEN EUROPA	0	238.000	238.000
**D	DEKA MASTER HAEEK I	0	885.752	885.752
**D	DEAM FONDS ROCK	0	428.903	428.903
**D	BAYVK A4 FONDS	0	124.211	124.211
**D	BAYVK A1 FONDS	0	3.577.979	3.577.979
**D	ALLIANZ GLOBAL INVESTORS EUROPE	0	880.446	880.446
**D	UNIVERSAL-OCO	0	201.456	201.456
**D	FONDACO SIF	0	30.619	30.619
**D	HENDERSON HORIZON FUND SICAV	0	202.100	202.100
**D	STANDARD LIFE WEALTH INTERNATIONAL	0	38.356	38.356
**D	STANDARD LIFE INVESTMENTS	0	11.000	11.000
**D	MULTI SERIES WHOLESAL INTER EQUITIES TR	0	200.445	200.445
**D	AMP CAPITAL SPECIALIST INTERNATIONAL SHA	0	108.541	108.541
**D	FD INTERNATIONAL SHARE FUND 1	0	37.511	37.511
**D	WHOLESAL UNIT TRUST MSCI GLOB INDEX SHS	0	48.904	48.904
**D	WHOLESAL UNIT TRUST GLOBAL SHARES F 3	0	68.341	68.341
**D	AVSUPER FUND	0	82.647	82.647
**D	HENDERSON GLOBAL EQUITY INCOME FUND	0	35.486	35.486
**D	BARROW HANLEY GLOBAL EQUITY TRUST	0	17.327.773	17.327.773
**D	IPAC SPEC INV STR INT SHARE STR NO 9	0	99.000	99.000
**D	IPAC SPEC INV STR INT SHARE STR NO 9	0	229.182	229.182
**D	WHOLESAL GLOBAL EQUITY INDEX FUND	0	1.125.381	1.125.381
**D		0	37.574	37.574

718

LISTA ESITO DELLE VOTAZIONE  
 Oggetto: Determinazione compenso componenti Cda

FAVOREVOLI

Badge	Ragione Sociale	Proprio	Delega	Totale
**D	AMP INT EQ IND FD HEDGED	0	1.043.631	1.043.631
**D	AMP CAP UNHEDGED GL SHS MULTI MAN FUND	0	343.416	343.416
**D	MULTIMIX WHOLESale INT SHARES TRUST	0	220.225	220.225
**D	MULTIMIX WHOLESale INT SHARES TRUST	0	132.200	132.200
**D	MERCER UNHEDGED OVERSEAS SHARES TRUST	0	170.800	170.800
**D	MERCER UNHEDGED OVERSEAS SHARES TRUST	0	118.436	118.436
**D	LEGALSUPER	0	140.324	140.324
**D	AUSTRALIAN CATHOLIC SUPERAN RETIREM FUND	0	60.046	60.046
**D	ENHANCED INDEX INTERNATIONAL SHARE FUND	0	2.142.963	2.142.963
**D	WHOLESALE UNIT TRUST GLOBAL SHS FUND 5	0	19.768	19.768
**D	TCORPIM INTERNAT SHARES (UNHEDGED) FU	0	798.880	798.880
**D	TCORPIM INTERNAT SHARES (UNHEDGED) FU	0	251.145	251.145
**D	TCORPIM INDEXED INT SHARE (UNHEDGED) F	0	85.795	85.795
**D	UNISUPER	0	94.227	94.227
**D	FCPE AREVA ACTIONS	0	202.345	202.345
**D	1327 FCP BOUE SCALBERT DUPONT	0	24.400	24.400
**D	FCP GAILLON 130/30	0	26.735	26.735
**D	FCPE BARCLAYS DIVERIFIABLE ACTIONS	0	30.000	30.000
**D	FCPE COFACE	0	10.000	10.000
**D	FCP BAUD CIC	0	2.700	2.700
**D	1448 FCPE GE FACTOFRANCE	0	10.000	10.000
**D	STAUBLI 50 50 CREDIT MUTUEL FCPE	0	10.000	10.000
**D	STAUBLI 80 20 CREDIT MUTUEL FCPE	0	10.000	10.000
**D	FCP SCORE 2012	0	4.000	4.000
**D	FCP OFFENSIF AIR LIQUIDE EXPANS	0	30.780	30.780
**D	PARAVAO INVEST	0	20.000	20.000
**D	CAPACITY FONDS INSTITUTIONNEL-ACTIONS ETRANGERES PIB	0	106.737	106.737
**D	PI CH-WORLD EX SWISS EQUITIES TRACKER US	0	764.529	764.529
**D	RAIFFEISEN INDEX FONDS	0	169.930	169.930
**D	PI CH - EUROPEAN EX SWISS EQUITIES	0	230.028	230.028
**D	BANQUE PICTET & CIE SA	0	425.416	425.416
**D	CAPACITY FONDS INSTITUTIONNEL ACTIONS ETRANGERES	0	49.804	49.804
**D	PGSF GLOBAL UTILITIES EQUITIES FUND	0	31.292.956	31.292.956
**D	PGSF GLOBAL HIGH YIELD UTILITIES EQUITIES FUND	0	167.636	167.636
**D	PGSF GLOBAL INCOME STOCK FUND	0	653.169	653.169
**D	PGSF GLOBAL UTILITIES EQUITIES CURRENCY HEDGE FUND	0	428.102	428.102
**D	PICTET-EUROPE INDEX	0	2.840.533	2.840.533
**D	SHINKO GLOBAL EQUITY INDEX MOTHER FUND	0	16.869	16.869
**D	DAIWA PAN EUROPEAN HIGH DIVIDEND YIELD STOCK MOTHER FUND	0	170.000	170.000
**D	NOMURA TRUST BANKING TRUSTEE NIKKO GLOBA	0	684.141	684.141
**D	DEFINED BENEFIT PP FOR CHUGOKU ELECT	0	107.966	107.966
**D	DL INTERNATIONAL RESEARCH OPEN MOTHER FD	0	53.030	53.030
**D	GIVI GLOBAL EQUITY FUND CLT AC	0	96.509	96.509

719

LISTA ESITO DELLE VOTAZIONE

Oggetto: Determinazione compenso componenti Cda

FAVOREVOLI

Badge	Ragione Sociale	Proprio	Delega	Totale
**D	ROBECO CAPITAL GROWTH FUNDS	0	1.785.229	1.785.229
**D	VONTOBEL FUND	0	1.778.814	1.778.814
**D	IGT MULTI MANAGER FUND	0	612.002	612.002
**D	UBI SICAV	0	114.924	114.924
**D	MACQUARIE - GLOBAL LISTED INFR FD	0	185.791	185.791
**D	BROOKFIELD GLOB.LIST.REAL EST.UC.FD	0	1.626.000	1.626.000
**D	QUAESTIO CAPITAL FUND	0	30.394	30.394
**D	CANDRIAM GF	0	16.239	16.239
**D	OFI MULTI SELECT	0	174.584	174.584
**D	KEMPEN INTERNATIONAL FUNDS	0	1.482.650	1.482.650
**D	BLACKROCK INSTITUTIONAL POOLED FUND PLC	0	293.481	293.481
**D	NFS LIMITED TRAFALGAR COURT LES BANQUES	0	1.003.844	1.003.844
**D	SHELL TRUST BERMUDA LTD AS TRUSTEE OF THE SHELL OVERSEAS CONTRIBUTORY PENSION FUND	0	54.177	54.177
**D	NFS LIMITED TRAFALGAR COURT LES BANQUES	0	575.022	575.022
**D	SHELL TRUST (BERMUDA) LIMITED AS TRUSTEE	0	45.199	45.199
**D	SHELL TRUST (BERMUDA) LTD AS TRUSTEE OF THE SHELL OVERSEAS C.P. FUND	0	289.579	289.579
**D	DEKA INVESTMENT GMBH RE DEKASPEZIAL	0	100.000	100.000
**D	DEKA INVESTMENT GMBH RE ARIDEKA	0	2.500.000	2.500.000
**D	DEKA INVEST GMBH RE DEKA-BAV-FONDS	0	250.407	250.407
**D	DEKA INVEST RE SIGMA PLUS KONSERVATIV	0	57.882	57.882
**D	DEKA INVEST - KOMMUNAL EUROLAND BALANCE	0	986.414	986.414
**D	DEKA INVESTMENT GMBH RE DEKA-BR 75	0	124.475	124.475
**D	DEKA INVESTMENT GMBH RE DEKA-BR 55	0	35.000	35.000
**D	DEKA INVESTMENT GMBH RE DEKA-BR 35	0	134.557	134.557
**D	DEKA INVEST RE DEKA-EUROLAND BALANCE	0	3.171.750	3.171.750
**D	DEKA INVEST RE DEKA-STIFTUNGEN BALANCE	0	429.616	429.616
**D	DEKA INVEST RE DEKA-DIVIDENDENDISCOUNT	0	32.000	32.000
**D	DEKA INVEST RE/DEKAFUTUR-ERTRAG	0	7.160	7.160
**D	DEKA INVEST RE/DEKAFUTUR-WACHSTUM	0	47.700	47.700
**D	DEKA INVESTMENT GMBH RE DEKAFUTUR-CHANCE	0	123.200	123.200
**D	DEKA INVESTMENT GMBH RE DEKA-BR 100	0	1.500.000	1.500.000
**D	DEKA INVEST GMBH RE DEKA-BR 85	0	340.768	340.768
**D	DEKA INVESTMENT GMBH RE DEKA	0	900.000	900.000
**D	BEROLINARENT DEKA	0	28.500	28.500
**D	DEKA INVEST DIVIDENDENSTRATEGIE CF A	0	4.842.000	4.842.000
**D	DEKA INVESTMENT GMBH RE DEKA EURO ISTOXX	0	1.002.521	1.002.521
**D	DEKA INVEST GMBH RE DEKA-PB DEFENSIV	0	41.345	41.345
**D	MAINFRANKEN WERTKONZEPT AUSGEWOGEN	0	17.000	17.000
**D	DEKA INVESTMENT GMBH DEKA MSCI EUROPE UC	0	275.789	275.789
**D	DEKA INVESTGMBH RE MSCI EUROPE LC UCITS	0	40.363	40.363
**D	DEKA BASISSTRATEGIE FLEXIBEL	0	31.870	31.870
**D	DEKA INVESTMENT GMBH RE DEKA-BASIS	0	30.000	30.000
**D	DEKA INVEST DEKA EURO STOXX 50 - UCITS	0	3.674.746	3.674.746

770

LISTA ESITO DELLE VOTAZIONE  
 Oggetto: Determinazione compenso componenti Cda

FAVOREVOLI

Badge	Ragione Sociale	Proprio	Delega	Totale
**D	DEKA INVESTMENT GMBH RE DEKA-DIVIDEND VA	0	122.500	122.500
**D	DEKA INVESTMENT GMBH RE DEKA-MULTIASSET INCOME	0	78.000	78.000
**D	H.E.S.T. AUSTRALIA LIMITED	0	2.776.522	2.776.522
**D	CONSTRUCTION AND BUILDING UNIONS SUPERAN	0	227.090	227.090
**D	QUEENSLAND LOCAL GOVERNMENT SUPERANNUATI	0	536.283	536.283
**D	SAS TRUSTEE CORPORATION	0	571.909	571.909
**D	SAS TRUSTEE CORPORATION	0	363.716	363.716
**D	SAS TRUSTEE CORPORATION	0	661.807	661.807
**D	UBS GLOBAL ASSET MANAGEMENT LIFE LTD	0	2.089.215	2.089.215
**D	THE BARCLAYS BANK UK RETIREMENT FUND	0	286.966	286.966
**D	GAMMA EMIRATES INVESTMENT L.L.C. EM	0	21.226	21.226
**D	IBM PERSONAL PENSION PLAN TRUST	0	700.140	700.140
**D	BELEGINGSFONDS BELCENA	0	174.800	174.800
**D	CHINA LIFE INSURANCE (GROUP) COMPANY	0	77.721	77.721
**D	TELSTRA SUPERANNUATION SCHEME	0	779.040	779.040
**D	VANGUARD INTERNATIONAL SHARE INDEX FUND	0	121.063	121.063
**D	BLACKROCK SCREEN WHOLE INDEXED INT EQ FD	0	14.053	14.053
**D	VANGUARD GLOBAL QUANTITATIVE EQUITY FUND	0	17.442	17.442
**D	VARIABLE PORTFOLIO - LAZARD INTERNATIONAL EQUITY ADVANTAGE FUND	0	871.774	871.774
**D	ANZ ETFs EURO STOXX 50 ETF	0	8.122	8.122
**D	BT SUSTAINABLE INTERNATIONAL SHARE FUND	0	52.278	52.278
**D	TELSTRA SUPERANNUATION SCHEME	0	1.129.925	1.129.925
**D	ACCIDENT COMPENSATION CORPORATION	0	564.196	564.196
**D	CHINA LIFE INSURANCE COMPANY LIMITED	0	594.300	594.300
**D	THE BARCLAYS BANK UK RETIREMENT FUND	0	159.128	159.128
**D	BANCO CENTRAL DE TIMOR EST	0	1.180.132	1.180.132
**D	CONNECTICUT GENERAL LIFE INSURANCE COMPA	0	85.824	85.824
**D	BANCO CENTRAL DE TIMOR-LESTE (BCTL)	0	494.870	494.870
**D	THE BOEING COMPANY EMPLOYEE RETIREMENT P	0	2.393.300	2.393.300
**D	JP MORGAN FUND ICVC- JPM GLOBAL MACRO OP	0	6.444.714	6.444.714
**D	BOMBARDIER TRUST U.S. MASTER TRUST	0	273.086	273.086
**D	RETIREMENT PLAN FOR EMPLOYEES OF AETNA I	0	780.300	780.300
**D	SCHRODER GLOBAL DYNAMIC BLEND FUND	0	190.930	190.930
**D	DEKA INVEST GMBH RE A-VSA-FONDS	0	48.396	48.396
**D	THE BOEING COMPANY EMPLOYEE RETIREMENT P	0	1.530.106	1.530.106
**D	BRUNEI SHELL RETIREMENT BENEFIT FUND	0	82.108	82.108
**D	DEKA INVESTMENT MBH RE PKBMF	0	58.150	58.150
**D	DEKA MBH RE SPK-GOLDMUNZEN-SARASIN	0	51.588	51.588
**D	HARFORD LIFE INSURANCE COMPANY	0	278.385	278.385
**D	ROCKEFELLER & CO., INC	0	310.918	310.918
**D	CHINATRUST COMMERCIAL BANK LTD. AS	0	75.796	75.796
**D	SCHRODER GLOBAL ACTIVE VALUE FUND	0	64.608	64.608
**D	ALPIRIA CLIENT SERVICES MASTER RETIREMENT TRUST	0	206.900	206.900


127

LISTA ESITO DELLE VOTAZIONE  
 Oggetto: Determinazione compenso componenti Cda

FAVOREVOLI

Badge	Ragione Sociale	Proprio	Delega	Totale
**D	AXA OFFSHORE MULTIMANAGER FUNDS TRUST --	0	5.390	5.390
**D	JPM CHASE BANK - PB - UK CORPORATIONS	0	80.179	80.179
**D	JP MORGAN CHASE RETIREMENT PLAN	0	993.089	993.089
**D	SCHRODER GLOBAL ENHANCED INDEX FUND	0	1.360.781	1.360.781
**D	UNIVERSITY OF HONG KONG STAFF TERMINAL B	0	19.442	19.442
**D	JPMORGAN CHASE BANK N.A.	0	8.248	8.248
**D	JPMORGAN CHASE BANK N.A.	0	26.534	26.534
**D	JPMORGAN INTERNATIONAL VALUE FUND	0	2.970.145	2.970.145
**D	BLACKROCK FISSION INDEXED INTL EQUITY FD	0	206.321	206.321
**D	ANZ WHOLESAL INTERN-SHARE NO. 1 FUND	0	22.888	22.888
**D	JPMORGAN INTERNATIONAL OPPORTUNITIES FUN	0	8.723.957	8.723.957
**D	BT INTERNATIONAL FUND	0	226.472	226.472
**D	BT EUROPEAN GROWTH FUND	0	257.884	257.884
**D	JPMORGAN INTREPID INTERNATIONAL FUND	0	3.332.148	3.332.148
**D	BT INSTITUTIONAL CORE GLOBAL SHARE SECTO	0	248.094	248.094
**D	OANTAS SUPERANNUATION PLAN	0	97.302	97.302
**D	MTEJ DAIDO LIFE FOREIGN EQUITY MOTHER FD	0	12.059	12.059
**D	BLACKROCK WHOLESAL INDEXED INTERNATIONA	0	542.834	542.834
**D	VANGUARD INTERNATIONAL SHARE INDEX FUND	0	2.040.574	2.040.574
**D	CAPITAL WORLD GROWTH & INCOME FUND INC	0	26.073.247	26.073.247
**D	THE INCOME FUND OF AMERICA INC	0	14.584.600	14.584.600
**D	AXA EQUITABLE LIFE INSURANCE CO	0	89.511	89.511
**D	BT INSTITUTIONAL INTERNATIONAL SHARE INT	0	670.718	670.718
**D	BT WHOLESAL CORE HEDGED GLOBAL SHARE FU	0	32.123	32.123
**D	SUPER FUNDS MANAG CORP SOUTH AUSTRALIA	0	453.000	453.000
**D	COMMINGLED PENSION TRUST FUND (INTREPID INTERNATIONAL) OF JPMORGAN CHASE BANK	0	1.263.892	1.263.892
**D	SUPERANNUATION FUNDS MANAGEMENT CORPORATION OF SOUTH AUSTRALIA	0	483.643	483.643
**D	AUSCOAL SUPERANNUATION FUND	0	329.300	329.300
**D	INTERNATIONAL GROWTH AND INCOME FUND	0	23.080.500	23.080.500
**D	BLACKROCK INTERNATIONAL ALPHA TILTS FUND	0	401.655	401.655
**D	CARBON AWARE INTERNATIONAL SHARES FUND	0	22.534	22.534
**D	WSP INTERNATIONAL EQUITIES TRUST	0	164.475	164.475
**D	BLACKROCK INDEXED ALL-COUNTRY EQUITY FUN	0	37.837	37.837
**D	ONEPATH GLOBAL SHARES LARGE CAP UNHEDGED	0	745.395	745.395
**D	EUROPACIFIC GROWTH FUND	0	78.250.000	78.250.000
**D	CAPITAL INCOME BUILDER INC	0	31.752.779	31.752.779
**D	ANZ WHOLESAL INTERNATIONAL SHARE NO. 3	0	420.300	420.300
**D	UBS (US) GROUP TRUST	0	274.548	274.548
**D	OPTIMIX WHOLESAL GLOBAL SHARE TRUST	0	202.600	202.600
**D	LUCRF PTY LTD FOR THE LABOUR UNION CO-O	0	52.429	52.429
**D	ADVANCE INTERNATIONAL SHARE INDEX FUND	0	399.318	399.318
**D	SUPERANNUATION FUNDS MANAGEMENT CORPORATION OF SOUTH AUSTRALIA	0	68.855	68.855
**D	JPMORGAN FUND II ICVC - JPM BALANCED MAN	0	21.094	21.094

222



LISTA ESITO DELLE VOTAZIONI

Oggetto: Determinazione compenso componenti Cda

FAVOREVOLI

Badge	Ragione Sociale	Proprio	Delega	Totale
**D	UBS ASSET MANAGEMENT LIFE LTD	0	82.919	82.919
**D	WESTMINSTER ATF ARTEMIS GLOBAL GROWTH F	0	1.384.000	1.384.000
**D	JPM MULTI-ASSET INCOME FUND	0	103.197	103.197
**D	JPMORGAN FUND ICVC - JPM CAUTIOUS MANAG	0	626.321	626.321
**D	SOUTHERN COMPANY SYSTEM MASTER RETIREMEN	0	2.150.750	2.150.750
**D	ARMSTRONG WORLD INDUSTRIES INC MASTER TR	0	68.741	68.741
**D	RETIREMENT INCOME PLAN OF SAUDI ARABIAN	0	142.939	142.939
**D	FLEXSHARES STOXX GLOBAL ESG IMPACT INDEX	0	2.348	2.348
**D	ASPIRANT RISK MANAGED GLOBAL EQUITY FUND	0	3.971	3.971
**D	MINISTRY OF STRATEGY AND FINANCE	0	29.883	29.883
**D	MINISTRY OF STRATEGY AND FINANCE	0	3.593.583	3.593.583
**D	RETIREMENT INCOME PLAN OF SAUDI ARABIAN OIL COMPANY	0	96.300	96.300
**D	RETIREMENT INCOME PLAN OF SAUDI ARABIAN OIL COMPANY	0	36.679	36.679
**D	RETIREMENT INCOME PLAN OF SAUDI ARABIAN OIL COMPANY	0	215.721	215.721
**D	JNL-S&P INTERNATIONAL 5 FUND	0	470.433	470.433
**D	SBC MASTER PENSION TRUST	0	3.228.860	3.228.860
**D	FLEXSHARES STOXX GLOBAL BROAD INFRASTRUC	0	398.451	398.451
**D	AQR FUNDS - AQR INTERNATIONAL MULTI-STYLE FUND CORPORATION SERVICE COMPANY	0	274.482	274.482
**D	T ROWE PRICE INTERNATIONAL EQUITY INDEX	0	675.971	675.971
**D	EQ ADVISORS TRUST: EQ/PUTNAM INTERNA	0	1.451.111	1.451.111
**D	JNL/BLACKROCK GLOBAL ALLOCATION FUND	0	24.723.312	24.723.312
**D	MFS UTILITIES FUND	0	89.661	89.661
**D	AQR FUNDS - AQR INTERNATIONAL DEFENSIVE EQUITY FUND CORPORATION SERVICE COMPANY	0	302.818	302.818
**D	SBC MASTER PENSION TRUST SBC MASTER PENSION TRUST 208	0	1.170.475	1.170.475
**D	NVIT INTERNATIONAL INDEX FUND	0	333.385	333.385
**D	FLEXSHARES MORNINGSTAR DEVELOPED MARKETS	0	1.133.749	1.133.749
**D	JNL/MELLON CAPITAL INTNL INDEX FUND	0	850.658	850.658
**D	EQ ADVISORS TST - ATM INTERNATIONAL MANA	0	95.215	95.215
**D	EQ ADVISORS TRUST - AXA TEMPLETON GLOBAL	0	385.295	385.295
**D	EQ ADVISORS TRUST-AXA GLOBAL EQ MANAGED	0	1.968.658	1.968.658
**D	NVIT MULTI-MANAGER INTERNATIONAL VALUE F	0	483.754	483.754
**D	EQ ADV. TRUST AXA INTL CORE MANAGED VOLA	0	281.005	281.005
**D	AQR INTERNATIONAL EQUITY FUND	0	57.379	57.379
**D	AQR GLOBAL EQUITY FUND	0	2.218.200	2.218.200
**D	JNL/BROOKFIELD GLOBAL INFRASTRUCTURE FUND	0	9.323	9.323
**D	AQR FUNDS AQR TAX-MANAGED INTL MOMENTUM	0	396.800	396.800
**D	REYNOLDS AMERICAN DEFINED BENEFIT MASTER	0	206.497	206.497
**D	FUNDACAO CALOUSTE GULBENKIAN	0	2.144.571	2.144.571
**D	FIDELITY CENTRAL INVESTMENT PORTFOLIOS L	0	406.618	406.618
**D	GOLDMAN SACHS TRUST - GOLDMAN SACHS DYNAMIC ALLOCATION FUND	0	3.267.978	3.267.978
**D	GOLDMAN SACHS TRUST-G.S.INTL.TAX MANAGED	0	233.525	233.525
**D	GOLDMAN SACHS TRUST- GOLDMAN SACHS INTER	0	599.820	599.820
**D	GOLDMAN SACHS STRATEGIC INTERNATIONAL EQ	0	70.000	70.000
**D	PETERCAM B FUND	0		

723



LISTA ESITO DELLE VOTAZIONE  
 Oggetto: Determinazione compenso componenti Cda

FAVOREVOLI

Badge	Ragione Sociale	Proprio	Delega	Totale
**D	THE MASTER TRUST BANK OF JAPAN LTD	0	9.812.150	9.812.150
**D	THE MASTER TRUST BANK OF JAPAN LTD	0	8.354.295	8.354.295
**D	THE MASTER TRUST BANK OF JAPAN, LTD AS TRUSTEE FOR MUTB400045796	0	9.952.576	9.952.576
**D	JPMORGAN LIFE LIMITED	0	84.259	84.259
**D	JPMORGAN LIFE LIMITED	0	30.140	30.140
**D	SANLAM LIFE AND PENSIONS UK LIMITED	0	342.714	342.714
**D	STICHTING SHELL PENSIOENFONDS	0	2.769.674	2.769.674
**D	SHELL PENSIONS TRUST LIMITED AS TRUSTEE OF SHELL CONTRIBUTORY PENSION FUND	0	1.572.238	1.572.238
**D	TFL PENSION FUND	0	2.710.456	2.710.456
**D	PLUMBING & MECHANICAL SERV (UK) INDUSTRY	0	26.588	26.588
**D	SOMERSET COUNTY COUNCIL PENSION FUND	0	220.482	220.482
**D	STICHTING ALGEMEEN PENSIOENFONDS PROVISO	0	101.800	101.800
**D	THE MASTER TRUST BANK OF JAPAN, LTD. AS TRUSTEE FOR MUTB400045792	0	8.402.055	8.402.055
**D	VANGUARD TOTAL INTERNATIONAL STOCK INDEX	0	93.434.868	93.434.868
**D	PRUDENTIAL LEGACY INSURANCE COMPANY OF N	0	546.993	546.993
**D	THE MASTER TRUST BANK OF JAPAN LTD	0	9.803.313	9.803.313
**D	VANGUARD FID COMPANY EUROPEAN STOCK INDE	0	430.918	430.918
**D	GOVERNMENT SUPERANNUATION FUND	0	1.482.312	1.482.312
**D	DEKA INVEST RE VSINVESTMENT GOCH-FONDS	0	150.000	150.000
**D	DEKA INVEST RE DEKA TRUST BALANCED-FONDS	0	170.929	170.929
**D	DEKA A-DIM-WETZLAR-FONDS	0	36.096	36.096
**D	DEKA A-DIM-WETZLAR-BALANCED-FONDS	0	27.900	27.900
**D	DEKA INVESTMENT GMBH RE SAPHIR-FONDS	0	21.100	21.100
**D	DEKA FUNDMASTER INVESTMENTGESELLSCHAFT M	0	17.913	17.913
**D	A-DOR-FONDS	0	79.227	79.227
**D	DEKA INVESTMENT GMBH RE DOHAMUN-FONDS DER IHK ZU DORTMUND	0	5.650	5.650
**D	DEKA INVESTMENT GMBH RE AWB-ES-FONDS	0	14.525	14.525
**D	DEKA INVEST GMBH DRUPA-FONDS	0	8.889	8.889
**D	DEKA INVESTMENT GMBH RE PERUENDE INVEST	0	9.544	9.544
**D	DEKA INVESTMENT GMBH RE DBU SARASIN GLOB	0	127.696	127.696
**D	DEKA INVEST RE DEKA-ZMV-FONDS	0	31.500	31.500
**D	DEKA INVESTMENT GMBH RE STADTBahn-FONDS	0	18.629	18.629
**D	DEKA INVEST REGIONALE-WUPPERTAL-FONDS	0	26.479	26.479
**D	DEKA INVESTMENT GMBH RE DEKA-KSG-FONDS	0	10.560	10.560
**D	DEKA INVEST MAULBRONN-STROMBERG-FONDS	0	19.836	19.836
**D	DEKA INVEST RE KOMMUNAL-TUT-BALANCED -FO	0	42.550	42.550
**D	DEKA INVESTMENT GMBH RE VER 03-FONDS	0	10.468	10.468
**D	KIRCHHEIM UNTER TECK FONDS	0	8.000	8.000
**D	DEKA INVEST GMBH RE BODENSEE-FONDS	0	7.000	7.000
**D	DEKA INVESTMENT GMBH RE DEKA-BR 20	0	11.611	11.611
**D	DEKA INVEST. GMBH RE A-KLB-MASTERFONDS	0	686.300	686.300
**D	DEKA INVEST RE PRIVAT VORSORGE AS-FONDS	0	320.000	320.000
**D	DEKA INVESTMENT GMBH RE PRODEKA	0	284.000	284.000

724

LISTA ESITO DELLE VOTAZIONE  
 Oggetto: Determinazione compenso componenti Cda

FAVOREVOLI

Badge	Ragione Sociale	Proprio	Delega	Totale
**D	DEKA INVEST GMBH RE AGR DENA I	0	50.031	50.031
**D	DEKA INVEST GMBH RE DEKA-CUX-ICR-FONDS	0	20.000	20.000
**D	DEKA INVESTMENT GMBH RE A-KSK FULDA-FOND	0	55.000	55.000
**D	DEKA INVESTMENT GMBH RE MFR-MASTERFONDS	0	116.306	116.306
**D	DEKA INV RE MKG DEUTSCHLAND BALANCE	0	4.300	4.300
**D	DEKA INVEST.GMBH RE A-HAM-FONDS	0	39.399	39.399
**D	DEKA INVESTMENT GMBH TRIANON-FONDS AKTIE	0	46.981	46.981
**D	DEKA INVEST. A-NORDRAUSEN 2-FONDS	0	60.300	60.300
**D	DEKA INVESTMENT GMBH RE S BROKER 1 FONDS	0	43.000	43.000
**D	DEKA INV. GMBH RE A-GOLDENE AUE-FONDS	0	75.000	75.000
**D	DEKA INVESTMENT GMBH RE A-SKGO-FONDS	0	20.000	20.000
**D	DEKA INVESTMENT GMBH RE LANDSBERG-FONDS	0	43.400	43.400
**D	DEKA INVESTMENT GMBH RE A-ASD-FONDS	0	26.600	26.600
**D	DEKA INVESTMENT GMBH RE A-AMISIA-FONDS	0	85.000	85.000
**D	DEKA INVESTMENT GMBH RE GRAF ENGELBERT I	0	96.816	96.816
**D	DEKA INVESTMENT GMBH RE TUT-MASTERFONDS	0	20.000	20.000
**D	DEKA A-BAD HERSFELD-FONDS	0	24.000	24.000
**D	DEKA INVESTMENT GMBH RE A WITTRING LCR FONDS	0	13.950	13.950
**D	DEKA INVESTMENT GMBH RE DEKA VALUE PLUS	0	214.211	214.211
**D	RAGS-FUNDMASTER	0	100.347	100.347
**D	KAPITALFORENINGEN PENSAM INVEST PSI 30 EUROPAEISKE AKTIER	0	1.367.405	1.367.405
**D	KAPITALFORENINGEN PENSAM INVEST PSI	0	44.760	44.760
**D	KAPITALFORENINGEN PENSAM INVEST PSI	0	22.521	22.521
**D	DEAM FONDS VVK 2	0	178.122	178.122
**D	DEAM-FONDS MMII DEUT ASSET MAN INV	0	602.914	602.914
**D	ALLIANZGI-FONDS DSPT	0	141.870	141.870
**D	UKA-FONDS	0	184.862	184.862
**D	SCHRODER DIVERSIFIED GROWTH FUND	0	325.174	325.174
**D	THE MASTER TRUST BANK OF JAPAN LTD	0	1.439.557	1.439.557
**D	BUREAU OF LABOR FUNDS- LABOR PENSION FUND	0	966.239	966.239
**D	BUREAU OF LABOR FUNDS-LABOR INSURANCE FUND	0	80.895	80.895
**D	BUREAU OF LABOR FUNDS-LABOR INSURANCE FUND	0	853.299	853.299
**D	NATIONWIDE INTERNATIONAL INDEX FUND	0	1.385.753	1.385.753
**D	STICHTING ASR BEWAARDER	0	384.708	384.708
**D	JEMORGAN EUROPEAN INVESTMENT TRUST PLC	0	177.387	177.387
**D	KAPITALFORENINGEN INSTITUTIONEL INVESTOR EUROPAEISKE AKTIER	0	393.450	393.450
**D	PENSIONSKASSEN FOR BORNE-OG UNGDOMS	0	345.106	345.106
**D	STATE OF WYOMING	0	1.596.246	1.596.246
**D	TRUST AND CUSTODY SERVICED BANK LIMITED	0	68.000	68.000
**D	DEKA INV RE HASPA POTENZ GERMANY NONALE	0	277.360	277.360
**D	DEKA INTL S.A GLOBALE AKTIEN LOWRISK	0	24.010	24.010
**D	INTERNATIONAL FUND MANAGEMENT S.A.	0	2.613.821	2.613.821
**D	DEKA INTERNATIONAL S.A. RE DEKA-EUROSTOC	0	620.303	620.303
**D	DEKA INTERNATIONAL S.A. RE DEKA-EURO PAGARANT	0		

725

LISTA ESITO DELLE VOTAZIONE

Oggetto: Determinazione compenso componenti Cda

FAVOREVOLI

Badge	Ragione Sociale	Proprio	Delega	Totale
**D	DEKA INTERNATIONAL S.A. RE DEKA PRIVATE	0	4.600	4.600
**D	DEKA INTERNATIONAL S.A RE DEKALUX-EUROPA	0	580.000	580.000
**D	DEKA INTERNATIONAL S.A. RE DEKA-EUROPAVA	0	183.800	183.800
**D	INTERNATIONAL FUND MANAGEMENT S.A. RE IF	0	3.170.000	3.170.000
**D	INTERNATIONAL FUND MANAGEMENT S.A. RE IFM	0	520.000	520.000
**D	EQ ADV TRUST EQ/INT. EQ. INDEX PORTFOLIO	0	2.088.879	2.088.879
**D	EQ ADVISORS TRUST-AXA/AB DYNAMIC GROWTH	0	326.760	326.760
**D	EQ ADVISORS TRUST-AXA INTL.MANAGED VOLAT	0	1.101.126	1.101.126
**D	BOILERMAKERS NATIONAL ANNUITY TRUST	0	79.378	79.378
**D	VANTAGETRUST III MASTER COLLECTIVE INVES	0	3.039.866	3.039.866
**D	THE MASTER TRUST BANK OF JAPAN LTD	0	166.988	166.988
**D	STICHTING PENSIOENFONDS VOOR HUISARTSEN	0	478.380	478.380
**D	THE MASTER TRUST BANK OF JAPAN	0	170.266	170.266
**D	BUREAU OF LABOR FUNDS-LABOR INSURANCE FUND	0	208.295	208.295
**D	BUREAU OF LABOR FUNDS - LABOR RETIREMENT	0	54.304	54.304
**D	BUREAU OF LABOR FUNDS - LABOR RETIREMENT	0	18.597	18.597
**D	MISSOURI EDUCATION PENSION TRUST	0	695.708	695.708
**D	CITY OF PHILADELPHIA PUBLIC RETIREMENT	0	363.805	363.805
**D	NEW YORK STATE COMMON RETIREMENT FUND	0	7.280.566	7.280.566
**D	ALLIANZ BEST STYLES GLOBAL AC EQUITY FUN	0	78.074	78.074
**D	FIDELITY INVESTMENT FUNDS - FIDELITY	0	388.919	388.919
**D	SCHRODER QEP GLOBAL CORE FUND	0	893.142	893.142
**D	SCHRODER QEP GLOBAL ACTIVE VALUE FUND	0	411.865	411.865
**D	FIDELITY INVESTMENT FUNDS - FIDELITY MONEYBUILDER WORLD INDEX FUND	0	109.309	109.309
**D	THE MASTER TRUST BANK OF JAPAN LTD	0	96.828	96.828
**D	TRUST AND CUSTODY SERVICED BANK LIMITED	0	155.632	155.632
**D	COLUMBIA CAPITAL ALLOCAT.MODERATE CONSER	0	67.021	67.021
**D	COLUMBIA CAPITAL ALLOCATION AGGRESSIVE P	0	36.108	36.108
**D	COLUMBIA CAPITAL ALLOCATION CONSERVATIVE	0	40.290	40.290
**D	JPMORGAN INSURANCE TRUST GLOBAL ALLOCATI	0	23.622	23.622
**D	JPMORGAN DIVERSIFIED FUND	0	17.304	17.304
**D	JPMORGAN INCOME BUILDER FUND	0	290.499	290.499
**D	COMMINGLED PEN TR FD INTL.(RES.ENHAN.IND)	0	1.422.428	1.422.428
**D	COMMINGLED PENSION TR FUN INT OPPORTUNIT	0	80.830	80.830
**D	JPMORGAN INTERNAT.RESEARCH ENHANCED EQUI	0	4.407.658	4.407.658
**D	MFS GLOBAL ALTERNATIVE STRATEGY FUND	0	2.413.502	2.413.502
**D	JPMORGAN GLOBAL ALLOCATION FUND	0	29.398	29.398
**D	JPMORGAN GLOBAL RESEARCH ENHANCED INDEX FUND	0	524.701	524.701
**D	PGIM INVESTMENTS INC THREE GATEWAY CENTE	0	3.225.979	3.225.979
**D	MFS INTERNATIONAL RESEARCH EQUITY LLC	0	10.045	10.045
**D	PROVEDA GLOBAL EQUITY, LP	0	90.232	90.232
**D	MMA PRAXIS INTERNATIONAL INDEX FUND	0	3.936	3.936
**D		0	86.564	86.564

927

LISTA ESITO DELLE VOTAZIONE  
 Oggetto: Determinazione compenso componenti Cda

FAVOREVOLI

Badge	Ragione Sociale	Proprio	Delega	Totale
**D	NEW MEXICO STATE INVESTMENT COUNCIL	0	550.878	550.878
**D	JPMORGAN DIVERSIFIED REAL RETURN FUND	0	23.959	23.959
**D	OWENS CORNING DEFINED BENEFIT MAS TR	0	95.760	95.760
**D	VERMONT PENSION INVESTMENT COMMITTEE	0	762.716	762.716
**D	DELTA MASTER TRUST	0	103.349	103.349
**D	RETIREMENT PLAN FOR EMPLOYEES OF AETNA I	0	43.817	43.817
**D	KATHERINE C. MOORE CHARITABLE LEAD ANNUITY TRUST II	0	6.060	6.060
**D	JPMORGAN DIVERS RETURN EU EQUIT ETF	0	26.120	26.120
**D	PROSHARES HEDGED FTSE EUROPE ETF	0	3.668	3.668
**D	O' SHARES FTSE EUROPE QUALITY DIVIDEND ET	0	54.810	54.810
**D	DUKE ENERGY RETIREMENT SAVINGS PLAN	0	396.100	396.100
**D	THE KATHERINE MOORE REVOCABLE TRUST	0	15.133	15.133
**D	OPPENHEIMER MACQUARIE GLOBAL INFRASTRUCR	0	57.795	57.795
**D	MULTI-MAN DIRECT ALTERNATIVE STRATE FUND	0	171.889	171.889
**D	VALEO NORTH AMERICA, INC. MASTER PENSION	0	65.067	65.067
**D	FIDELITY INVESTMENTS MONEY MANAGEMENT INC	0	8.517	8.517
**D	SCHRODER GLOBAL MULTI-CAP VALUE PORTFOLIO L.P	0	24.270	24.270
**D	NEW MEXICO STATE INVESTMENT COUNCIL	0	1.121.765	1.121.765
**D	JAB CONSOLIDATED LTD	0	1.426	1.426
**D	JFB I LTD	0	1.345	1.345
**D	FM KIRBY DTD TRUST 1/3/75 FBO JEFFERSON W KIRBY	0	6.506	6.506
**D	FM KIRBY TRUST DTD 1/3/75 FBO S DILLARD KIRBY	0	8.853	8.853
**D	F.M.KIRBY TRUST DATED 1/3/75 FBO FRED M. KIRBY III	0	6.505	6.505
**D	URS FTSE RAFI DEVELOPED 1000 INDEX FUND	0	304.555	304.555
**D	LA CAISSE COMMUNE DES COMMISSIONS DES REGIMES DES EMPLOYES MANUELS DE LA VILLE DE MONTREAL	0	99.894	99.894
**D	THE PHASE INVESTMENT FUND	0	65.696	65.696
**D	LABORERS PENSION FUND OF WESTERN CANADA	0	136.800	136.800
**D	AURION INTERNATIONAL DAILY EQUITY FD	0	38.574	38.574
**D	SHELL CANADA 2007 PENSION TRUST	0	205.878	205.878
**D	SUN LIFE MFS LOW VOLATILLY INTERNATION	0	119.297	119.297
**D	BENTON INVESTMENT FUND	0	82.970	82.970
**D	MANULIFE ASSET MANAGEMENT GLOBAL FUND	0	801.495	801.495
**D	MANULIFE GLOBAL DIVIDEND GROWTH FUND	0	770.293	770.293
**D	REGIME DE RETRAITE DE L'UNIVER DU QUEBEC	0	182.066	182.066
**D	THE BOMBARDIER TRUST (UK)	0	1.604.605	1.604.605
**D	BOMBARDIER TRUST(CANADA) GLOBAL EQUIT FU	0	443.880	443.880
**D	BOMBARDIER TRUST (CANADA) REAL RETURN AS	0	1.109.026	1.109.026
**D	THE BOMBARDIER TRUST (UK)	0	120.322	120.322
**D	BOMBARDIER TRUST(CANADA) GLOBAL EQUIT FU	0	171.679	171.679
**D	BROOKFIELD GLOBAL INFRASTRUCTURE SECURIT	0	340.600	340.600
**D	BROOKFIELD GLOBAL LISTED INFRASTRUCTURE	0	827.900	827.900
**D	DOFASCO EMPLOYEES SAV & PRO SHARING FUND	0	55.424	55.424
**D	ARCELORMITTAL DOFASCO INC HYBRID PLAN	0	238.697	238.697

727

LISTA ESITO DELLE VOTAZIONE  
 Oggetto: Determinazione compenso componenti Cda

## FAVOREVOLI

Badge	Ragione Sociale	Proprio	Delega	Totale
**D	EL FINANCIAL CORPORATION LIMITED	0	159.800	159.800
**D	EL FINANCIAL CORPORATION LIMITED	0	445.000	445.000
**D	ELECTRICAL INDUSTRY PENS TR FUND ALBERTA	0	75.200	75.200
**D	FONDS DE SOLIDARITE DES TRAV.QUEBEC FTQ	0	153.447	153.447
**D	FONDS COMMUN REG RETRAITE UNIVERSIT LAV	0	45.310	45.310
**D	FU715 FONDS INDUSTRIELLE ALLIANCE	0	75.939	75.939
**D	PERPETUAL ECONOMIC DIVERSIF. GLOBAL EQUI	0	94.760	94.760
**D	CUSTOM PORTFOLIO SOLUTIONS GLOBAL MAN T	0	5.247	5.247
**D	MACQUARIE GLOBAL INFRASTRUCTURE INCOME F	0	88.367	88.367
**D	HEXAVEST EUROPE FUND	0	2.255.514	2.255.514
**D	HEXAVEST EUROPAC FUND	0	94.130	94.130
**D	REGIME DE RETRAITE D HYDRO QUEBEC	0	615.700	615.700
**D	PERPETUAL PRIVATE INTERNAT SHARE FUND	0	569.700	569.700
**D	PAVILION INTERNAT FOCUSED EQUITY POOL	0	73.800	73.800
**D	MANULIFE INTERNATIONAL EQUITY INDEX FUND	0	33.427	33.427
**D	MANULIFE INVESTMENT EXCHANGE FUND CORP	0	252.000	252.000
**D	MANULIFE GLOBAL INFRASTRUCTURE FUND	0	724.900	724.900
**D	MANULIFE SOBEYS GLOBAL EQUITY FUND UT	0	341.400	341.400
**D	MANULIFE GLOBAL ENHANCED EQUITY FUND AQR	0	3.175	3.175
**D	MFS GLOBAL RESEARCH FUND	0	805.248	805.248
**D	MFS CANADIAN EQUITY PLUS FUND	0	14.229	14.229
**D	ASSOCIATION BIEN RETR POL VILLE MONTREA	0	86.200	86.200
**D	NATWEST DEP SW SVSTPI IBI GS C	0	318.480	318.480
**D	REG RETR EMPL MANUELS VILLE MONTREAL	0	230.393	230.393
**D	PACIFIC SALMON COMMISSION LSV	0	94.300	94.300
**D	CIDEL BANK & TRUST INC AS TRUSTEE	0	35.645	35.645
**D	ALDER INVESTMENT FUND	0	129.279	129.279
**D	NORFOLK PENSION FUND	0	1.146.240	1.146.240
**D	M AND S WORLDWIDE MANAGED FUND WORL	0	350.434	350.434
**D	SOUTH YORKSHIRE PENSIONS AUTHORITY	0	1.270.000	1.270.000
**D	WEST MIDLANDS METROPOLITAN AUT PENS FD	0	1.942.000	1.942.000
**D	WEST YORKSHIRE PENSION FUND	0	1.750.000	1.750.000
**D	CITY E COUNTY OF SWANSEA PENSION FUND	0	277.472	277.472
**D	HENDERSON INTERNATIONAL INCOME TRUST PLC	0	891.500	891.500
**D	BBC PENSION SCHEME	0	1.268.300	1.268.300
**D	NATIONAL GRID UK PENSION SCHEME	0	1.622.846	1.622.846
**D	PHOENIX UNIT TRUST MANAGERS EURO	0	262.486	262.486
**D	PHOENIX UNIT TRUST MANAGERS BOTHWELL EUROPE FUND	0	4.438.396	4.438.396
**D	DE SHAW VALUE ALL COUNTRY ALPHA EXTENSION FUND	0	242.487	242.487
**D	KBI GLOBAL RESOURCES SOLUTIONS CII	0	36.246	36.246
**D	JPMORGAN MULTI BALANCED FUND	0	201.595	201.595
**D	DPAM CAP B EQU EMU INDEX	0	1.584.964	1.584.964
**D	DPAM DBI-RTD EQUITIES EMU	0	164.339	164.339

827

LISTA ESITO DELLE VOTAZIONE  
 Oggetto: Determinazione compenso componenti Cda

FAVOREVOLI

Badge	Ragione Sociale	Proprio	Delega	Totale
**D	DEAM CAP B EQU EUROPE IND	0	587.081	587.081
**D	II EQUITIES EURO	0	535.000	535.000
**D	DPAM CAP B EQU EMU BEH VAL	0	3.000.000	3.000.000
**D	SCHWAB INTERNATIONAL INDEX FUND	0	1.918.958	1.918.958
**D	THE MASTER TRUST BANK OF JAPAN LTD	0	132.000	132.000
**D	FIDELITY FUNDS SICAV	0	41.846.119	41.846.119
**D	FIL LIMITED	0	4.342	4.342
**D	JAPAN TRUSTEE SERVICES BANK LTD	0	103.608	103.608
**D	THE MASTER TRUST BANK OF JAPAN LTD	0	20.510	20.510
**D	SCHWAB FUNDAMENTAL INTER LARGE COMP IN F	0	1.410.149	1.410.149
**D	THE MASTER TRUST BANK OF JAPAN LTD	0	252.000	252.000
**D	HSBC POOLED INVESTMENT FUND, HSBC POOLED EUROPEAN EQUITY FUND	0	7.274.060	7.274.060
**D	SHBNPP EURO INDEX SECURITY MASTER INVEST	0	78.057	78.057
**D	AG2R REUNICA PREVOYANCE	0	320.000	320.000
**D	SAINT MARTIN 2	0	1.117.542	1.117.542
**D	BNPP RETRAITE RESPONSABLE 2031 2033	0	62.055	62.055
**D	IRCOM RETRAITE DIVERSIFIE	0	260.000	260.000
**D	FCPE GPE FMC FCE DIV BNP	0	43.857	43.857
**D	FCPE LIMACTIF	0	65.263	65.263
**D	FCPE LESAFFRE EQUILIBRE RESPO AND SOLIDA	0	118.152	118.152
**D	FCPE EMS ACTIONS	0	88.959	88.959
**D	BNP PARIBAS RETRAITE 2025 2027	0	201.655	201.655
**D	FCP BNP PARIBAS ACTIONS EUROLAND	0	906.066	906.066
**D	FCP BNP PARIBAS ACTIONS EUROPE	0	31.976	31.976
**D	FCP NATIO-FONDS COLLINE 1	0	3.794.277	3.794.277
**D	BNP EURO VALEURS DURAB	0	1.186.976	1.186.976
**D	ALM ACT ZONE EUR ISR	0	2.700.000	2.700.000
**D	FCPE SAUR EPARGNE	0	177.502	177.502
**D	FCPE FDS DIVERSIF-TEL 1	0	35.963	35.963
**D	FCP ALM ACTIONS EURO	0	3.340.000	3.340.000
**D	FCP NF COLLINES INVEST 3	0	2.587.012	2.587.012
**D	BNP PARIBAS RETRAITE	0	67.897	67.897
**D	BNP PARIBAS RETRAITE 75	0	233.183	233.183
**D	BNP PARIBAS RETRAITE 100	0	775.026	775.026
**D	FCPE MULTIPAR EQ. SOC. RES	0	732.543	732.543
**D	FCPE MULTIPAR ACTS SR	0	1.159.314	1.159.314
**D	BNP PARIBAS EUROPE DIV RESPONSABLE	0	1.145.408	1.145.408
**D	MULTIPAR SOLIDAIRE DYNA SR	0	1.652.941	1.652.941
**D	BNP PARIBAS ACT EUR RESP	0	1.904.470	1.904.470
**D	FCP CAMGEST VALEURS EURO	0	567.632	567.632
**D	FCPE HORIZON EP. ACTION	0	54.155	54.155
**D	FCP GERISO	0	19.191	19.191
**D	FCP DIVERS D&O CAMGEST	0	87.621	87.621

729

LISTA ESITO DELLE VOTAZIONE  
 Oggetto: Determinazione compenso componenti Cda

FAVOREVOLI

Badge	Ragione Sociale	Proprio	Delega	Totale
**D	FCP LITHIUM	0	899.357	899.357
**D	BNPP RETR RESP 2025 2027	0	73.342	73.342
**D	BNPP RET RESP 2028 2030	0	56.653	56.653
**D	FCPE HARMONY	0	68.937	68.937
**D	CRCFF BNPP AM	0	175.018	175.018
**D	MAIF INVEST RESPO EUROPE	0	388.377	388.377
**D	GROUPAMA GAN VIE	0	632.260	632.260
**D	FCP GROUPAMA FCRI	0	108.752	108.752
**D	FCP PARIS VAL DE LOIRE ACTIONS EURO	0	120.902	120.902
**D	FCP GROUPAMA RHONES ALPES AUVERGNE	0	20.855	20.855
**D	FCP GROUPAMA GRAND EST	0	34.615	34.615
**D	FCP GROUPAMA LOIRE BRETAGNE	0	27.808	27.808
**D	FCPE GERP DEV DUR EQUILIBRE	0	304.000	304.000
**D	FCP GAN FRANCE SELECT	0	91.178	91.178
**D	FCP TA-ITA OBBLICAZIONI	0	90.865	90.865
**D	FCP GROUPAMA CR GENOVA 1	0	146.039	146.039
**D	FCP GROUPAMA CR ACTIONS EUROS	0	104.143	104.143
**D	FCP GR.NORD EST ACTIONS	0	88.912	88.912
**D	FCP WALLON	0	142.952	142.952
**D	FCP GROUPAMA DEPANDANCE	0	19.536	19.536
**D	FCP GROUPAMA AAEXA	0	51.861	51.861
**D	FCP GAN EUROSTRATEGIE	0	104.603	104.603
**D	FCP ASTORG CROISSANCE EMERGING	0	247.666	247.666
**D	FCPE GROUPAM EPARGNE RESPONSABLE PERSPEC	0	360.000	360.000
**D	FCPE GROUPAMA EPARGNE RESPONSABLE	0	355.300	355.300
**D	FCP GROUPAMA LOIRE BRETAGNE 2	0	15.367	15.367
**D	FCP MICHELET UK TUNNEL	0	30.849	30.849
**D	FCP ASTORG FLEXIBLE ALLOCATION	0	186.423	186.423
**D	FCP ASTORG TUNNEL STX	0	534.780	534.780
**D	AGIPI MONDE DURABLE	0	257.829	257.829
**D	FCP AIR FRANCE IFC	0	68.548	68.548
**D	AXA INTERNATIONAL ACTIONS	0	9.000	9.000
**D	FCP AXIVA ACTION 1	0	61.645	61.645
**D	AXA ROSENBERG INTERNATIONAL	0	246.000	246.000
**D	AXA ROSENBERG EUROBLOC	0	2.775.000	2.775.000
**D	FCP SAKKARAH 7	0	172.520	172.520
**D	BARYUM QUANT FCP	0	567.000	567.000
**D	GA FUND L	0	17.219	17.219
**D	PARVEST	0	696.148	696.148
**D	PARVEST	0	5.748.072	5.748.072
**D	BNP PARIBAS L1	0	563.034	563.034
**D	PARVEST	0	540.386	540.386
**D	AXA LEBEN AG	0	408.000	408.000

730

LISTA ESITO DELLE VOTAZIONE

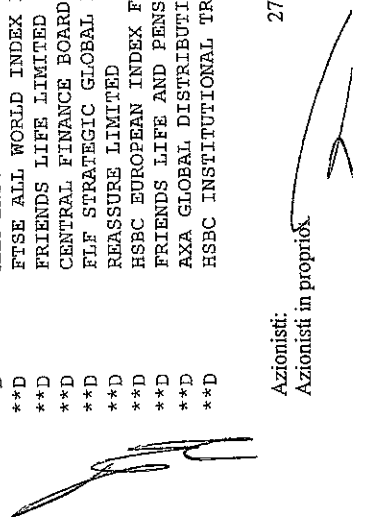
Oggetto: Determinazione compenso componenti Cda

FAVOREVOLI

Badge	Ragione Sociale	Proprio	Delega	Totale
**D	AXA VERSICHERUNGEN AG	0	102.000	102.000
**D	CM EUROPE ACTIONS	0	232.838	232.838
**D	FCP CIC TECHNO COM	0	127.000	127.000
**D	FCP UNION EUROPE	0	1.763.359	1.763.359
**D	UNION EUROPE VALUE	0	1.361.042	1.361.042
**D	FCP CM ACTIONS EURO	0	1.132.155	1.132.155
**D	FCP UNION LONG SHORT EUROPE	0	104.989	104.989
**D	UNIVERSE THE CMI GLOBAL NETWORK FUND	0	1.082.903	1.082.903
**D	JO HAMBRO CAPITAL MANAGEMENT UMBRELLA FU	0	2.451.255	2.451.255
**D	CAPITAL GROUP ABSOLUTE INCOME GROWER COM	0	257.492	257.492
**D	CAPITAL GUARDIAN ALL COUNTRY WORLD EQUITY FUND FOR TAX - EXEMPT TRUSTS	0	7.750	7.750
**D	FQ ESSENTIAL BETA FUND LTD	0	72.882	72.882
**D	CAPITAL GROUP EMPLOYEE BENEFIT INV.TRUST	0	1.177.079	1.177.079
**D	CAPITAL INTERNATIONAL WORLD EQUITY	0	47.367	47.367
**D	STATE FARM MUTUAL AUTOMOBILE INS.CO	0	93.148	93.148
**D	EQ ADVISORS TRUST - AXA SMARTBETA EQUITY	0	3.000	3.000
**D	PUBLIC EMPLOYERS RETIREMENT SYSTEM OF OH	0	3.755.946	3.755.946
**D	AVIVA LIFE & PENSIONS UK LIMITED	0	1.040.358	1.040.358
**D	GREATER MANCHESTER PENSION FUND	0	735.817	735.817
**D	LINCOLNSHIRE COUNTY COUNCIL PENSION FUND	0	171.408	171.408
**D	UNIVERSITIES SUPERANNUATION SCHEME	0	17.799.691	17.799.691
**D	AVIVA LIFE AND PENSIONS UK LIMITED	0	3.512.672	3.512.672
**D	NEW YORK STATE COMMON RETIREMENT FUND	0	467.446	467.446
**D	AXA ROSENBERG EUROPEAN FUND	0	105.000	105.000
**D	AXA ROSENBERG GLOBAL FUND	0	489.000	489.000
**D	FIDELITY INSTITUTIONAL PAN EUROPEAN FUND	0	422.650	422.650
**D	STATE FARM INSURANCE CO EMPLO.RET TS	0	129.685	129.685
**D	1290 FUNDS - 1290 SMARTBETA EQUITY FUND	0	3.000	3.000
**D	CAPITAL GUARDIAN INTERNATIONAL (NON US) EQUITY FUND FOR TAX EXEMPT TRUSTS	0	185.904	185.904
**D	CAPITAL GUARDIAN GLOBAL EQUITY FUND	0	30.500	30.500
**D	NEIMC EAFE EQUITY INDEX FUND - CLASS N	0	222.603	222.603
**D	THE PENS PL OF THE UNITED CHURCH OF CAN	0	167.800	167.800
**D	AXA INSURANCE UK PLC	0	42.000	42.000
**D	AXA INSURANCE LIMITED	0	705.000	705.000
**D	FTSE ALL WORLD INDEX FUND	0	494.560	494.560
**D	FRIENDS LIFE LIMITED	0	1.680.741	1.680.741
**D	CENTRAL FINANCE BOARD METHODIST CHURCH	0	46.000	46.000
**D	FLF STRATEGIC GLOBAL EQUITY FUND	0	247.618	247.618
**D	REASSURE LIMITED	0	269.678	269.678
**D	HSBC EUROPEAN INDEX FUND	0	1.476.059	1.476.059
**D	FRIENDS LIFE AND PENSIONS LIMITED	0	122.121	122.121
**D	AXA GLOBAL DISTRIBUTION FUND	0	111.000	111.000
**D	HSBC INSTITUTIONAL TRUST SERVICES	0	343.554	343.554

Azionisti: 2718 Teste: 13  
 Azionisti in proprio: 5 Azionisti in delega: 2713

131





LISTA ESITO DELLE VOTAZIONE

Oggetto: Determinazione compenso componenti Cda

FAVOREVOLI

Badge	Ragione Sociale	Proprio	Delega	Totale
**D	HSBC ETFS PLC	0	455.762	455.762
**D	HSBC GLOBAL INVESTMENT FUNDS	0	533.680	533.680
**D	HSBC GLOBAL INVESTMENT FUNDS EUROPEAN EQ	0	452.429	452.429
**D	HSBC GLOBAL INVESTMENT FUNDS	0	79.903	79.903
**D	SEI SYSTEMATIC FIN MGMT MSTR	0	79.300	79.300
**D	LOMBARD ODIER FUNDS (SWITZERLAND) SA I3D	0	976.801	976.801
**D	TRUST E CUSTODY SERVICES BANK LTD	0	1.151.702	1.151.702
**D	TRUST & CUSTODY SERVICES BANK LTD AS TRUSTEE FOR PENSION INVESTMENT FUND TRUST NUMBER 21	0	208.301	208.301
**D	MHTB (LUX)/TMA UMBRELLA FUND-GLOBAL EQUI	0	52.600	52.600
**D	NIKKO AM INVESTMENT TRUST (LUXEMBOURG) - NIKKO AM INTECH KOKUSAI FUND	0	1.462	1.462
**D	TMA UMBRELLA FD-TMA ACWI EX-JAPAN PORTF.	0	69.900	69.900
**D	ASR LEVENSVZERKERING N.V.	0	369.589	369.589
**D	ASR EURO AANDELEN POOL (ASSETS)	0	335.575	335.575
**D	AMEV LEVEN BELEGGINGEN	0	1.161.685	1.161.685
**D	AMERSF ALG BELEGGINGEN INZAKE AOV	0	153.521	153.521
**D	ASR AANVULLENDE ZIETEKOSTENVERSEKERINGN	0	20.732	20.732
**D	EUROPESCHE VERZEKERING MAATSCHAPPIJ NV	0	9.498	9.498
**D	AMEV SCHADE BELEGGINGEN	0	262.616	262.616
**D	AXENT NABESTAANDENZORG N.V.	0	199.341	199.341
**D	ASR LEVENSVZERKERING DE EENDRAGT PENSIO	0	120.429	120.429
**D	SWISSCANTO FONDSLEITUNG AG	0	3.267.941	3.267.941
**D	SWISS NATIONAL BANK	0	28.906.619	28.906.619
**D	GLOBAL INFRASTR DIV FOCUS EQUITY FUND	0	7.911.592	7.911.592
**D	PHITRUST ACTIVE INVESTORS EURO ACTIVE INVESTORS FUND	0	19.422	19.422
**D	HSBC EUROPEAN GROWTH FUND	0	1.320.817	1.320.817
**D	HSBC BALANCED FUND	0	187.646	187.646
**D	AI DEVELOPED EUROPEAN EX UK EQUITY	0	390.853	390.853
**D	GAM INVESTMENT MANAGEMENT (SWITZERLAND) LTD.	0	235.540	235.540
**D	D.E SHAW COUNTRY GLOBAL ALPHA EXTENSION PORTFOLIOS LLC	0	9.013	9.013
**D	DIVERSIFIE ACTIONS 50-65 DU CD	0	16.788	16.788
**D	FONDO GESTIELLE OBIETTIVO ITALIA DI ALETTI GESTIELLE S.G.R.	0	1.650.000	1.650.000
**D	GESTIELLE CEDOLA ITALY OPPORTUNITY DI ALETTI GESTIELLE SGR	0	850.000	850.000
**D	FONDO GESTIELLE PROFILO CEDOLA DI ALETTI GESTIELLE SGR SPA	0	330.000	330.000
**D	FONDO GESTIELLE OBIETTIVO EUROPA DI ALETTI GESTIELLE S.G.R.	0	200.000	200.000
**D	FONDO GESTIELLE OBIETTIVO INTERNAZIONALE DI ALETTI GESTIELLE	0	200.000	200.000
**D	ALAS INV SERVICESMONDRIAN INV	0	224.261	224.261
**D	DREYFUS VARIABLE INTERNATIONAL VAL	0	121.052	121.052
**D	AZL NFJ INTERNATIONAL VALUE FUND	0	33.339	33.339
**D	FIB FBO MEA ADVANCE INVEST MANAGERS	0	51.566	51.566
**D	BOK TRANSOCO ENERGY EMP WEL BEN TR	0	11.800	11.800
**D	RPTCL GRPF RUSSELL MOMENTUM	0	197.247	197.247
**D	DEUTSCHE XTRKS MSCI ALL WORLD HDG	0	38.027	38.027
**D	BNYMFCIL CGF EUR EQ FD	0	225.000	225.000

732

LISTA ESITO DELLE VOTAZIONE  
Oggetto: Determinazione compenso componenti Cda

FAVOREVOLI

Badge	Ragione Sociale	Proprio	Delega	Totale
**D	BNYMCIL MK DIVGRTED	0	3.180	3.180
**D	DREYFUS GLOBAL INFRASTRUCTURE FUND	0	26.860	26.860
**D	DREYFUS STRATEGIC BETA GLOBAL EQ FD	0	22.898	22.898
**D	BOK KIC AAEQ 3	0	306.568	306.568
**D	MSAR SCHRODER	0	257.048	257.048
**D	BOK KIC GAEQ 21	0	1.102.304	1.102.304
**D	BOK MCM DM PEQ	0	344.964	344.964
**D	BOK KIC GAEQ16	0	1.493.489	1.493.489
**D	NNIP BM I NNIP GLOBAL EQUITY FUND	0	6.736.569	6.736.569
**D	SUBSIDIZED SCHOOLS P FUND NORTHERN	0	182.537	182.537
**D	NN PPLNV NN PREMIUM DIVIDEND FUND	0	809.107	809.107
**D	NN PPLNV NN EUROPE FUND	0	2.461.651	2.461.651
**D	NN PPLNV NN GLOBAL FUND	0	6.441.822	6.441.822
**D	AOHIT HAI RHUMBLINE EAFE	0	10.327	10.327
**D	HBCD RFMT HAP RHUMBLINE EAFE	0	6.573	6.573
**D	PS FTSE IO BT EQ WT PORT	0	43.145	43.145
**D	NATWEST DEP SPF EUROPE EQ SSGA	0	189.313	189.313
**D	KAPITALFORENINGEN EMD INVEST, GLOBALE AK TIER/II	0	45.086	45.086
**D	KAPITALFORENINGEN EMD INVEST, GLOBALE AK TIER/III	0	53.423	53.423
**D	55002 UP EUROPAEISKE AKTIER	0	1.144.111	1.144.111
**D	CEP DEP IP GLOBAL EX UK ENHAN IND	0	134.080	134.080
**D	CEP DEP IP EUROPEAN EQTY INCOME	0	3.567.221	3.567.221
**D	CEP DEP IP EUROPEAN HIGH INCOME	0	67.137	67.137
**D	55041 KUP GLOBALE AKTIER IV	0	16.346	16.346
**D	BNYMCIL IFS INV CONT EURO EQ FD	0	508.693	508.693
**D	56053 IP GLOBAL EQUITIES I	0	376.531	376.531
**D	NON US EQUITY MGRS PORT 4 LSV	0	649.000	649.000
**D	GOLDMAN SACHS GMS ERISA GROUP TRUST	0	156.200	156.200
**D	LSV NONUS EQUITY LCLC	0	718.600	718.600
**D	NONUS EQUITY MGRSPORT 1 ACADIANAN	0	40.024	40.024
**D	NONUS EQ MANAGERS PORT 3ACADIANAN	0	339.120	339.120
**D	TACS NONUS EQUITY CORE MKT CONTINU	0	834.348	834.348
**D	AST PRU GRWTH ALL PTF QMA EAFE PDEF	0	2.598.765	2.598.765
**D	PS FTSERAFI EU UCITS EFF BNYMCIL	0	20.908	20.908
**D	PS FTSE RAFI 3000 UCITSETF BNYMCIL	0	21.028	21.028
**D	PS FTSE RAFI DEVEL MAR EX US PORT	0	1.223.687	1.223.687
**D	CSCM HLGS LLC INTL EQTY AC	0	13.176	13.176
**D	FT ISE GLOBAL WIND ENERGY INDEX FND	0	251.218	251.218
**D	PFT DIV REAL ASSET FUND BROOKFIELD	0	556.800	556.800
**D	PRU INV PRT INC PRU BALANCED FD	0	14.559	14.559
**D	PRU QMA WRLD FD INC PRU INT EQTY	0	110.951	110.951
**D	PRU SECTOR FDS INC PRU UTILITY FD	0	11.238.306	11.238.306
**D	PSF CONSERVATIVE BAL PORTFF QMA	0	90.399	90.399

733

LISTA ESITO DELLE VOTAZIONE  
 Oggetto: Determinazione compenso componenti Cda

FAVOREVOLI

Badge	Ragione Sociale	Proprio	Delega	Totale
**D	PSF FLEXIBLE MANAGED PORTF QMA	0	81.879	81.879
**D	PSF GLOBAL PORTFOLIO LSV	0	443.500	443.500
**D	AST BLKRK GLBL STR INT SAE PDDC	0	137.501	137.501
**D	AST JPM GL THEM PORT 2 INT EME PDNB	0	116.450	116.450
**D	AST JENNISON GLOBAL INFRASTR EDMN	0	32.701	32.701
**D	PRU JEN GL INFRASTRUCTURE FUND PDLF	0	195.633	195.633
**D	AST QMA INTL CORE EQUITY PORT PDMP	0	1.612.788	1.612.788
**D	AST SCHR GL TACT PTF QEP PDB8	0	117.055	117.055
**D	AST BLKRK GLOBAL STRAT PT TE PDDG	0	117.599	117.599
**D	GREAT-WEST INTERNATIONAL INDEX FUND	0	495.913	495.913
**D	THE STELLAR FUND	0	88.419	88.419
**D	ALLSTATE LIFE INSURANCE COMPANY	0	303.078	303.078
**D	LMIF NUMERIC EUROPE CORE	0	729.200	729.200
**D	IWHF LSV ASSET INVESTMENT	0	88.800	88.800
**D	PCHF LSV ASSET MGMT	0	74.400	74.400
**D	NATIONAL BANK TRUST	0	1.231.289	1.231.289
**D	PFI INTL EQUITY INDEX FUND	0	543.985	543.985
**D	THOMAS JEFFERSON UNIVERSITY	0	230.929	230.929
**D	OMAM SEED HOLDINGS LLC	0	4.652	4.652
**D	THE FALKLAND ISLANDS GOVERNMENT	0	96.051	96.051
**D	THE FALKLAND ISLANDS GOVERNMENT	0	99.458	99.458
**D	THE FALKLAND ISLANDS GOVERNMENT	0	99.429	99.429
**D	PENDENNIS FUND	0	152.307	152.307
**D	BNYTD CF MACQUARIE GBL INFRS SRS FD	0	100.000	100.000
**D	BNYMTD UK LIMITED AS TRUSTEE OF CF CATALYST TRUST	0	9.285.304	9.285.304
**D	PFI DIVERSIFIED INTERNATIONAL FUND	0	228.348	228.348
**D	PVC DIVERSIFIED INTERNATIONAL AC	0	4.076.000	4.076.000
**D	PFI OVERSEAS FD BHMS	0	53.524	53.524
**D	PGIT INTL EQUITY FD PGI	0	117.212	117.212
**D	PGIT INTL GROWTH EQUITY FD PGI	0	1.685.079	1.685.079
**D	PFI GLOBAL DIV INCOME FD PGI VALUE	0	463.991	463.991
**D	PFI OVERSEAS FD PMC	0	143.100	143.100
**D	PGIF EUROPEAN EQUITY FUND BNYMTCIL	0	116.851	116.851
**D	PGIF GLOBAL EQ EX JAPAN BNYMTCIL	0	114.296	114.296
**D	BNYTD CF CANLIFE GLBL INFRA FD	0	149.880	149.880
**D	CTU RE STANLIB GLOBAL EQUITY FD AB	0	599.745	599.745
**D	SP LLP UK CHARITIES CLIENTS AC	0	18.743	18.743
**D	SARASIN AND PARTNERS LLP	0	646.699	646.699
**D	ALLSTATE INSURANCE CO BLACKROCK	0	112.170	112.170
**D	IQ 50 PERCENT HEDGED FTSE INTL ETF	0	71.921	71.921
**D	IQ 50 PERCENT HEDGED FTSE EURO ETF	0	27.325	27.325
**D	DEP OF SSGA NONUS EQUITY H1	0	27.667	27.667
**D	DEP OF SSGA NONUS EQUITY B1	0	23.974	23.974
**D	DEP OF SSGA NONUS EQUITY B2	0		

734

LISTA ESITO DELLE VOTAZIONE  
 Oggetto: Determinazione compenso componenti Cda

FAVOREVOLI

Badge	Ragione Sociale	Proprio	Delega	Totale
**D	GS ACTIVE BETA INTL EQUITY ETF	0	287.448	287.448
**D	GS ACTIVEBETA EUROPE ETF	0	30.591	30.591
**D	BLACKROCK GLOBAL FUNDS	0	23.098.921	23.098.921
**D	DEUTSCHE XTRK MSCI EMU HDG EQ ETF	0	89.347	89.347
**D	VOYA GLOBAL EQUITY FUND	0	477.934	477.934
**D	VOYA GBL ADV AND PREM OPP FUND	0	111.280	111.280
**D	VY INTL HIGH DIVIDEND EQTY INC FD	0	128.914	128.914
**D	VOYA GLOBAL EQUITY PORTFOLIO	0	1.211.451	1.211.451
**D	VOYA INFSTRCTR INDUST AND MATRLSFD	0	1.009.495	1.009.495
**D	VOYA EURO STOXX 50INDEX PORTFOLIO	0	859.670	859.670
**D	VOYA BALANCED PORT INTL VALUE	0	1.193.702	1.193.702
**D	CY5F MONDRIAN INV PRT LTD	0	82.590	82.590
**D	CITY OF MEMPHIS RETIREMENT SYSTEM	0	539.693	539.693
**D	LOUISIANA SHERIFFS ARROWSTREET	0	95.677	95.677
**D	BTBL AC GLOBAL OMNIBUS	0	64.546	64.546
**D	PS6F STATE STREET INTL EQ	0	21.960	21.960
**D	SR5F PARAMETRIC DELTA SHIFT	0	385.368	385.368
**D	SEMPRA ENERGY PENSION MASTER TRUST	0	1.888	1.888
**D	TEACHERS' RETIREMENT SYSTEM OF LOUISIANA	0	268.343	268.343
**D	TEACHERS' RETIREMENT SYSTEM OF LOUISIANA	0	43.917	43.917
**D	AF81 LABOR SELECT INTL EQ	0	1.156.100	1.156.100
**D	AIF 21117 LPIP AKTIER GLOBALE VI	0	2.218.496	2.218.496
**D	BLL AQUILA LIFE EUROPEAN EQUITY	0	78.692	78.692
**D	AST JPM SO CAPITAL PRESERV PD4G	0	16.241.558	16.241.558
**D	AST ACADEM STRAT AJENNISON PD07	0	326.423	326.423
**D	BLK MULTI ASSET INC FF EUR EQU INC	0	751.709	751.709
**D	BLL AQUILA LIFE OSEAS EQUITY FUND	0	854.508	854.508
**D	BLL ASCENT LIFEENHANCED	0	1.770.591	1.770.591
**D	BLL AQUILA LIFE FTSE RAFI DEVELOPED	0	74.750	74.750
**D	APL RB EQ DEV MIRA	0	150.444	150.444
**D	PFI SYSTEMATEX INTERNATIONAL FD PGI	0	1.208.057	1.208.057
**D	PFI DIV REAL ASSET FUND MACQUARLE	0	1.702.194	1.702.194
**D	BLK MANAGED VOL PF FD INTL EAFE	0	131.383	131.383
**D	PZENA INVESTMENT MGT	0	96.016	96.016
**D	ROCKEFELLER BROS SANDERS CAPITAL	0	1.488.261	1.488.261
**D	MIRF ALLIANCE BERNSTEIN F	0	202.950	202.950
**D	DEUTSCHE XTRKS MSCI EURO CCYHDG	0	46.800	46.800
**D	ARC RB EQ DEV KAITOS	0	151.780	151.780
**D	MIRF ARROWSTREET FOREIGNL	0	2.165.125	2.165.125
**D	ESFS EDF EGS MFS	0	59.178	59.178
**D		0	317.591	317.591
**D		0	160.159	160.159

735

LISTA ESITO DELLE VOTAZIONE  
 Oggetto: Determinazione compenso componenti Cda

FAVOREVOLI

Badge	Ragione Sociale	Proprio	Delega	Totale
**D	USMIA GLOBAL EQUITY	0	27.477	27.477
**D	MI FONDS K10 SEK	0	666.634	666.634
**D	MI FONDS K11 SPK	0	140.163	140.163
**D	MI FONDS K12 SPK	0	162.801	162.801
**D	BOA PENSION PLAN MONDRIAN	0	3.085.637	3.085.637
**D	SBSA GEPF BLACKROCK EQUITY	0	1.055.729	1.055.729
**D	NTRCLPFS GLB EQT JP MORGAN	0	106.552	106.552
**D	ATSF GOLDMAN INTL	0	203.416	203.416
**D	DEUTSHCE XTRK SP HDG GLBL INFR	0	14.252	14.252
**D	RBS PZENA	0	2.990.925	2.990.925
**D	ROWF GT ACWI EX US	0	679.420	679.420
**D	ROWF GT ALPHAEXTEAFE	0	242.562	242.562
**D	ROWF GT ALPHAEXTEXUSC	0	190.557	190.557
**D	BCC SCHRODER	0	30.487	30.487
**D	FARMERS GROUP INC 401 K SAVINGS PLAN	0	663.820	663.820
**D	FARMERS GROUP INC EMPLOYEES PENSION PLAN TRUST	0	409.804	409.804
**D	TGWFF PANAGORA INTL EQ	0	61.293	61.293
**D	DEUTSCHE XTRKS MSCI EAFE CCYHGD	0	4.688.908	4.688.908
**D	MCKINLEYCAPINTLGROWI	0	507.300	507.300
**D	PGTF DR NON US EQUITY GT	0	54.011	54.011
**D	ASV RB EQ DEV MENKAR	0	131.122	131.122
**D	ABN AMRO PF UBS RAFI 1000	0	1.085.194	1.085.194
**D	ABN AMRO PF IPM RAFI 1000	0	1.099.840	1.099.840
**D	DEX FTSE DEV EX US COMP FACTOR	0	1.264	1.264
**D	AB FOODS HEXAVEST	0	172.333	172.333
**D	RTC EMULATION	0	192.279	192.279
**D	RTC APS	0	29.644	29.644
**D	SCEF MONDRIAN	0	467.616	467.616
**D	BOA PENSION SSGA	0	574.616	574.616
**D	LB CROYDON LGEM	0	276.000	276.000
**D	RAILWAYS PENSION TRUSTEE COMPANY LIMITED	0	426.401	426.401
**D	ADLF APP LSV IE	0	157.400	157.400
**D	TTFE PANAGORA DYN INTL EQ	0	59.866	59.866
**D	INTL ENHANCED INDEX	0	131.317	131.317
**D	SPARTAN INTL INDEX	0	9.846.738	9.846.738
**D	BELLSOUTH CORP REA VEBA TRUST	0	208.550	208.550
**D	DEAM FONDS DCG EQ SPK	0	63.169	63.169
**D	THE CLEVELAND CLINIC FOUNDATION	0	353.407	353.407
**D	CLEVELAND CLINIC HEALTH SYSTEM PENSION TRUST	0	59.109	59.109
**D	WHFF WCTC PZENA	0	198.125	198.125
**D	DNTF PANAGORA ASSET MGMT	0	141.722	141.722
**D	MILLPENCIL (US) LP	0	3.829	3.829
**D	DREYFUS INTERNATIONAL EQUITY FUND	0	1.409.895	1.409.895

736

LISTA ESITO DELLE VOTAZIONE  
 Oggetto: Determinazione compenso componenti Cda

FAVOREVOLI

Badge	Ragione Sociale	Proprio	Delega	Totale
**D	DREYFUS INTERNATIONAL STOCK INDEX FUND	0	310.621	310.621
**D	FPCF SSGA MSCI WORLD EXUS	0	107.643	107.643
**D	FPCF ALLIANZ BEST STYLES	0	105.839	105.839
**D	FPCF SSGA EDHEC	0	9.995	9.995
**D	EOPTIEO OPT INTL ACADIAN	0	318.787	318.787
**D	IF1F ISV ASSET MGMT	0	312.200	312.200
**D	DEUTSCHE XTRK MSCI ITALY HDG ETF	0	53.154	53.154
**D	INTL EQUITY FUND MONDRIAN	0	1.531.911	1.531.911
**D	MNVF SSGA INTL EQUITY	0	43.510	43.510
**D	SHELL PENSION TRUST	0	375.264	375.264
**D	SHELL PENSION TRUST	0	231.920	231.920
**D	DRMA LTD	0	443.591	443.591
**D	ATANDT UNION WELFARE BENEFIT TRUST	0	110.256	110.256
**D	WF AND CO CASH PLN MONDN INV PT	0	1.177.590	1.177.590
**D	WF AND CO CASH PLN EVERGN INV 1	0	355.577	355.577
**D	NTMA ISIF IJLM EUROPEAN EQUITY	0	219.396	219.396
**D	WF ASU FDTN FOR A NEW AM UNIVERSITY	0	40.900	40.900
**D	WF MFS LTD EAFE GLOBAL	0	146.488	146.488
**D	SLI GLOBAL ABSOLUTE RET STRATEGIES	0	6.806.751	6.806.751
**D	SLI SICAV GBL FOCUSED STRATEGIES FD	0	584.348	584.348
**D	SLI SICAV GBL FOCUSED STRATEGIES FD	0	490.376	490.376
**D	ADVANCED SERIES TRUST - AST FI PYRAMIS QUANTITATIVE PORTFOLIO	0	160.416	160.416
**D	GS KOKUSAI EQTY MASTER FD BNMTCIL	0	497.639	497.639
**D	ALICNY BLACKROCK GBL EQUITY	0	48.067	48.067
**D	C9W CITW FD PARAMETRIC	0	25.495	25.495
**D	BNYMTD AMITY EUROPEAN FUND	0	400.000	400.000
**D	BLACKROCK ACWI USIMI	0	2.259.221	2.259.221
**D	MONDRIAN FOCUSED INTL EQUITY	0	7.299.204	7.299.204
**D	RHODE ISLAND EMPLOYEES RETIREMENT SYSTEMS POOLED TRUST	0	208.363	208.363
**D	MGOF LSV INTL ICV	0	144.800	144.800
**D	UFJF MCM MSCI WORLD FD	0	97.641	97.641
**D	NYF ES ARROWSTREET	0	69.461	69.461
**D	GETF GABELLI UTILITY TRUST	0	300.000	300.000
**D	PUBLIC EMPLOYEE RETIREMENT SYSTEM OF IDAHO	0	389.345	389.345
**D	PUBLIC EMPLOYEE RETIREMENT SYSTEM OF IDAHO	0	2.031.343	2.031.343
**D	RAYTHEON MASTER PENSION TRUST	0	503.300	503.300
**D	RAYTHEON MASTER PENSION TRUST	0	4.575	4.575
**D	STICHTING PENSIOENFONDS UWV	0	826.213	826.213
**D	INVERSCO FUNDS	0	10.491.195	10.491.195
**D	NSNF PARA EAFE MONTI	0	62.803	62.803
**D	NSNF PARA EAFE PI 1	0	26.098	26.098
**D	NSNF PARA EAFE PI 2	0	25.143	25.143
**D	REPL BERNSTEIN NON EQ	0	6.460	6.460

737

LISTA ESITO DELLE VOTAZIONE  
 Oggetto: Determinazione compenso componenti CdA

FAVOREVOLI

Badge	Ragione Sociale	Proprio	Delega	Totale
**D	BOC AQR	0	159.865	159.865
**D	VANGUARD INTL HIGH DIV YLD INDEX FD	0	320.090	320.090
**D	MO3F MARATHON WELLINGTN	0	56.282	56.282
**D	CITY OF NEW YORK DEFERRED COMPENSATION PLAN	0	2.022.889	2.022.889
**D	HGHF HGHLD PBINF WINGTN	0	75.844	75.844
**D	HICF HGHLD PBINF WLGTN CF	0	40.586	40.586
**D	MCKINLEY CAPITAL COLLECTIVE INVESTMENT TRUST	0	303.210	303.210
**D	OICF OICL OCICL NUM GLOB	0	159.800	159.800
**D	OICF OICL OCICL PZENA	0	1.105.950	1.105.950
**D	MILLPENCIL (US) LP	0	1.897	1.897
**D	PGEF PG E QUALIFIED PANAGORA EAFE	0	232.085	232.085
**D	PGVF SSGA	0	5.723	5.723
**D	CENTRAL STATES SOUTHEAST AND SOUTHWEST AREAS PENSION FUND	0	909.800	909.800
**D	CZ AANDELEN SSGA	0	95.385	95.385
**D	UCFF SANDERS CAPITAL LLC	0	117.800	117.800
**D	ACHMEA POOLS FC AWW	0	323.973	323.973
**D	BNYMTCIL MAN NUMERIC GLOBAL EQ TR	0	86.100	86.100
**D	FSEAF F208	0	2.052.583	2.052.583
**D	COLUMBIA SUSTAINABLE INTL EQ ETF	0	11.347	11.347
**D	COLUMBIA SUSTAINABLE GLOBAL EQ ETF	0	4.832	4.832
**D	NBK HSBC EQ 2	0	550.941	550.941
**D	NBK SSGA EQ 2	0	158.766	158.766
**D	NBK JPMF EQ	0	5.678.430	5.678.430
**D	NBK UBS EQ	0	130.434	130.434
**D	AZL INTERNATIONAL INDEX FUND	0	1.047.165	1.047.165
**D	AZL BLACKROCK GLOBAL ALLOCATIONFUND	0	157.639	157.639
**D	BGF EURO MKTS FD EURO EQUITY PF	0	16.961.269	16.961.269
**D	BGF EUROPEAN VALUE FD	0	15.770.848	15.770.848
**D	BGF FLEX MULTI ASSET GBL EQ PF	0	80.342	80.342
**D	BGF NEW ENERGY FD NAT RES	0	8.771.237	8.771.237
**D	JDRF MONDRIAN INVESTMENT	0	926.173	926.173
**D	KRESGE LA CAPITAL EAFE SUB2	0	23.934	23.934
**D	DEUTSCHE XTRK MSCI SH EUR HDG ETF	0	23.651	23.651
**D	BNY MELLON INTERNATIONAL FUND	0	2.295.634	2.295.634
**D	WILF LSV INTERNATIONAL	0	124.100	124.100
**D	BNYMTCIL FT EURO ALPHADEX UCITS ETF	0	67.031	67.031
**D	QSBF PANAGORA	0	125.083	125.083
**D	UNITED CHURCH FUNDS LSV ASSET MGMT	0	182.800	182.800
**D	BFTF MONDRIAN INV PARTNERS	0	500.425	500.425
**D	COUNTY EMPLOYEES ANNUITY AND BENEFIT FUND OF COOK COUNTY	0	914.270	914.270
**D	COUNTY EMPLOYEES ANNUITY AND BENEFIT FUND OF COOK COUNTY	0	292.224	292.224
**D	US BK BROOKFIELD GBL LST INF IN FD	0	622.800	622.800
**D	USBK BROOKFIELD GBL LIS INFRAS FD	0	612.000	612.000

738

Azionisti: 2718 Teste: 13  
 Azionisti in proprio: 5 Azionisti in delega: 2713

LISTA ESITO DELLE VOTAZIONE  
 Oggetto: Determinazione compenso componenti Cda

FAVOREVOLI

Badge	Ragione Sociale	Proprio	Delega	Totale
**D	US BANK GUIDEMARK WORLD EX US FUND	0	82.769	82.769
**D	USBK NEWTON AND ROCHELLE BECKER EDN	0	10.440	10.440
**D	US BK DUNHAM INTERNATL STOCK FUND	0	53.039	53.039
**D	USEK ICLS 302 N 612 IVOE CON IND RE	0	166.200	166.200
**D	USEK LSV GLOBAL VALUE FUND	0	3.700	3.700
**D	USEK BROOKFIELD REAL ASSETS SEC FD	0	95.500	95.500
**D	USEK BIEF MONDRAIN INVST PTPS LTD	0	3.735.755	3.735.755
**D	USEK REGIONAL TRANSPORTATION DSPP	0	11.575	11.575
**D	USEK EAGLE INTERNATIONAL STOCK FD	0	37.247	37.247
**D	USEK AHAI RHUMBLINE ADVISERS	0	27.539	27.539
**D	B4305 FRB S LUND RES TR FBO B LUND	0	4.379	4.379
**D	B4306 FRB M LUND REV TR	0	5.831	5.831
**D	USEK AMERICAN HEART ASSOCIATION INC	0	12.018	12.018
**D	DB2F LSV ASSET MGMT	0	82.300	82.300
**D	LINS LLC AND IANS LLC DEFINED BENEFIT PLAN GROUP TRUST	0	124.609	124.609
**D	LAWRENCE LIVERMORE NATIONAL SECURITY LLC AND LOS ALAMOS NATIONAL SECURITY LLC DEFINED BENEFIT PLANGROUP TRUST	0	0	0
	233.270	233.270		
**D	CORPORATION OF LLOYD'S	0	305.135	305.135
**D	RZSF1501 GLOBAL EQ HEXEVEST	0	183.043	183.043
**D	RZSF1505 LSV ASSET MGMT	0	384.800	384.800
**D	RZSF3002 NON US EQ MONDRIAN	0	1.365.106	1.365.106
**D	DOCF DOCF MONDRAIN	0	223.792	223.792
**D	CYBF LSV ASSET MGMT	0	251.900	251.900
**D	HE5F NJF INVEST GRP	0	246.551	246.551
**D	HE6F NFJ INVEST GRP	0	31.005	31.005
**D	NEFF LSV ASSET MGMT	0	597.600	597.600
**D	AP7 EQUITY FUND	0	7.172.068	7.172.068
**D	3M ERIIP RAFI EAFE	0	288.290	288.290
**D	ALASKA PERMANENT FUND CORPORATION	0	2.161.614	2.161.614
**D	ALASKA PERMANENT FUND CORPORATION	0	1.204.658	1.204.658
**D	BPS LEGAL AND GENERAL EUR BPSLGEUR	0	1.113.665	1.113.665
**D	CBZ CUIT INTERNATIONAL PRINCIPAL	0	229.547	229.547
**D	1135 APG DME STCK SEL	0	23.112.705	23.112.705
**D	1145 APG DME NUMERIC	0	13.360.400	13.360.400
**D	CBRE CLARION GLOBAL INFRASTRUCTURE VALUE FUND	0	73.157	73.157
**D	LMCG GLOBAL MULTICAP FUND	0	980	980
**D	SSGA GLOBAL TEMC STRAT POOL	0	13.148	13.148
**D	THE MANUFACTURERS LIFE INSURANCE COMPANY	0	460.237	460.237
**D	LUCENT TECHNOLOGIES INC MASTER PENSION TRUST	0	69.347	69.347
**D	GOUDSE LEVEN EV	0	75.000	75.000
**D	UNISYS MASTER TRUST	0	519.624	519.624
**D	VIRGINIA RETIREMENT SYSTEM	0	452.810	452.810
**D	VIRGINIA RETIREMENT SYSTEM	0	2.271.897	2.271.897

Azionisti: 2718 Teste: 13  
 Azionisti in proprio: 5 Azionisti in delega: 2713

739



LISTA ESITO DELLE VOTAZIONE  
 Oggetto: Determinazione compenso componenti Cda

FAVOREVOLI

Badge	Ragione Sociale	Proprio	Delega	Totale
**D	VIRGINIA RETIREMENT SYSTEM	0	385.000	385.000
**D	VIRGINIA RETIREMENT SYSTEM	0	1.894.500	1.894.500
**D	VIRGINIA RETIREMENT SYSTEM	0	263.000	263.000
**D	CEP DEP IP EURO EX UK ENH IND FD	0	11.602	11.602
**D	INVESCO PERPETUAL GLOBAL TARGETED INCOME FUND	0	26.712	26.712
**D	WF AGILITY GBLB EQU LLC	0	229.200	229.200
**D	PANAGORA RISK PARITY MULTI ASSET MASTER FUND LTD	0	50.492	50.492
**D	JDRF LSV NON US LONG	0	475.600	475.600
**D	NFJINTLVALUETRUST	0	2.390.997	2.390.997
**D	AON HEWITT COLLECTIVE INVESTMENT TRUST	0	98.460	98.460
**D	AON HEWITT COLLECTIVE INVESTMENT TRUST	0	166.954	166.954
**D	CPA COP PSERS PSERS ACWI X US INDEX	0	1.142.393	1.142.393
**D	CPZ COP SERS MCM MSCI WORLD X US	0	1.613.052	1.613.052
**D	AB FOODS ARTEMIS	0	521.000	521.000
**D	SYNGENTA UK PZENA	0	380.275	380.275
**D	IN8 COP TREAS PWP RHOMBLINE MSCI	0	9.882	9.882
**D	ENSIGN PEAK EAFE LSV ASSET	0	2.505.200	2.505.200
**D	ENSIGN PEAK CP LSV INTL LARGE	0	585.800	585.800
**D	IVY APOLLO MLT ASSET INC GEI IVY	0	913.370	913.370
**D	LOUISIANA STATE ERS MSCI EXUS INDEX	0	856.412	856.412
**D	LOUISIANA STATE ERS MONDRIAN LG CAP	0	1.207.600	1.207.600
**D	LOUISIANA STATE ERS TERROR FREE INT	0	34.209	34.209
**D	NV PERS MELLON CAPITAL INDEX	0	2.662.769	2.662.769
**D	NV PERS SSGA EAFE INDEX	0	1.471.925	1.471.925
**D	NV RBLF ALLNCEBRNSTN INTL EQ	0	46.436	46.436
**D	TEA BLACKROCK INC INTL	0	1.986.367	1.986.367
**D	UTC EDHEC BLACKROCK UNITED TECHNOLOGIES CORPORATION MASTER RETIREMENT	0	21.043	21.043
**D	IVY EUROPEAN OPF	0	674.300	674.300
**D	SRP PANAGORA	0	1.778.744	1.778.744
**D	SRP AQR	0	742.658	742.658
**D	IVY GLEBL EQUITY INC	0	1.375.800	1.375.800
**D	STATE BOARD OF ADMINISTRATION OF FLORIDA	0	260.828	260.828
**D	AST GS MULAI ASSET PORT LIQ PDHE	0	127.296	127.296
**D	POOL RE JPM REI EQUITY	0	150.608	150.608
**D	SP VAN DE NEDERLANDSCHE BANK	0	106.916	106.916
**D	LAFARGE SANDERS	0	197.200	197.200
**D	POOL RE L AND G MSCI EQ	0	271.833	271.833
**D	BELL AQUIL LIFGLO3000 FMEN WHT INDFD	0	946.221	946.221
**D	AST INTL VALUE LSV PD41	0	2.782.400	2.782.400
**D	TIPT INTL EQ PORT LSV PD11	0	495.000	495.000
**D	AST ADVANCED STRAT LSV PD15	0	1.744.200	1.744.200
**D	PENN SERIES DEV INTL INDEX FUND	0	60.404	60.404
**D	STICHTING RABOBANK PENSIOENFONDS	0	5.023.021	5.023.021

740

LISTA ESITO DELLE VOTAZIONE  
 Oggetto: Determinazione compenso componenti Cda

FAVOREVOLI

Badge	Ragione Sociale	Proprio	Delega	Totale
**D	PHC SSGA EQ	0	774.451	774.451
**D	PF INTERNATIONAL VALUE FUND	0	411.193	411.193
**D	BNYMTD BLK CONTINENTAL EURO INC	0	9.597.585	9.597.585
**D	BNYMTD BLK CONT EUR EQ TRCK FD INV	0	5.528.806	5.528.806
**D	FLORIDA RETIREMENT SYSTEM	0	653.432	653.432
**D	FLORIDA RETIREMENT SYSTEM	0	393.771	393.771
**D	FLORIDA RETIREMENT SYSTEM	0	64.779	64.779
**D	FLORIDA RETIREMENT SYSTEM	0	3.119.709	3.119.709
**D	BLACKROCK WORLD EX FLORIDA RET SYS	0	844.199	844.199
**D	FLORIDA RETIREMENT SYSTEM	0	37.278	37.278
**D	THE BUCKINGHAM FUND	0	193.734	193.734
**D	INVESTMENT SOLUTIONS LIMITED	0	43.300	43.300
**D	THE CHILDRENS AID SOCIETY	0	11.300	11.300
**D	THE CHILDREN S AID SOCIETY RETIREMENT PLAN TRUST	0	404.700	404.700
**D	BROOKFIELD REAL ASSETS INCOME FUND INC	0	121.966	121.966
**D	METROPOLITAN WATER RECLAMATION DISTRICT RETIREMENT FUND	0	117.000	117.000
**D	PENSION FUND OF THE CHRISTIAN CHURCH DISCIPLES OF CHRIST	0	7.330.380	7.330.380
**D	PENSION RESERVES INVESTMENT TRUST FUND	0	71.900	71.900
**D	SOUTH DAKOTA RETIREMENT SYSTEM	0	29.716	29.716
**D	EMPLOYEES' RETIREMENT SYSTEM OF THE STATE OF HAWAII	0	833.100	833.100
**D	BELL ATLANTIC MASTER TRUST	0	735.207	735.207
**D	BELL ATLANTIC MASTER TRUST	0	26.174	26.174
**D	BELL ATLANTIC MASTER TRUST	0	51.213	51.213
**D	BELL ATLANTIC MASTER TRUST	0	317.516	317.516
**D	BELL ATLANTIC MASTER TRUST	0	106.033	106.033
**D	VEBA PARTNERSHIP N L P	0	74.107	74.107
**D	VEBA PARTNERSHIP N L P	0	37.503	37.503
**D	MEDTRONIC DEFINED CONTRIBUTION PLAN MASTER TRUST	0	209.859	209.859
**D	VOYA MUTLI MANAGER INTERNATIONAL FACTORS FUND	0	89.792	89.792
**D	VOYA INTERNATIONAL CORE FUND	0	107.515	107.515
**D	DUKE ENERGY QUALIFIED NUCLEAR DECOMMISSIONING	0	2.029.670	2.029.670
**D	BRIDGE BUILDER INTERNATIONAL EQUITY FUND	0	941.279	941.279
**D	INDIANA PUBLIC RETIREMENT SYSTEM	0	5.638.987	5.638.987
**D	LVIP MONDRIAN INTERNATIONAL VALUE FUND	0	196.199	196.199
**D	LVIP FRANKLIN TEMPLETON GLOBAL EQUITY MANAGED VOLATILITY FUND	0	1.348.384	1.348.384
**D	LINCOLN VARIABLE INSURANCE PRODUCTS TRUST LVIP SSGA INTERNATIONAL INDEX FUND	0	67.793	67.793
**D	MERCY INVESTMENT SERVICES, INC.	0	1.225.335	1.225.335
**D	PUBLIC EMPLOYEES RETIREMENT SYSTEM OF MISSISSIPPI	0	599.800	599.800
**D	SCHOOL EMPLOYEES RETIREMENT SYSTEM OF OHIO	0	46.097	46.097
**D	AGI PPI NR 30 AGI 1482 05 5603 SPK	0	38.803	38.803
**D	AGI PPI NR 30 HEL 1482 03 5601 SPK	0	961.323	961.323
**D	AGI VGI 1 SUB AKT 8477 23 6328 SPK	0	369.263	369.263
**D	AGI VGI 1 DIV QUA 8477 25 6338 SPK	0	6.836.530	6.836.530
**D	AGI VGL RCM S VAL 8478 10 6359 SPK	0		

741

LISTA ESITO DELLE VOTAZIONE  
 Oggetto: Determinazione compenso componenti Cda

FAVOREVOLI

Badge	Ragione Sociale	Proprio	Delega	Totale
**D	AGI VGL IDLC 8478 22 6364 SPK	0	13.600.209	13.600.209
**D	AGI VGI 1 GRWT 8477 26 6372 SPK	0	320.995	320.995
**D	AGI VKA IDLC 8502 08 6344 SPK	0	1.017.739	1.017.739
**D	AGI PV WS RCM VAL 8490 06 5209 SPK	0	1.008.700	1.008.700
**D	AGI PV WS RCM IND 8490 07 5210 SPK	0	189.968	189.968
**D	AGI KODDY BS W 8523 03 5225 SPK	0	379.752	379.752
**D	AGI VKA RCM S VAL 8502 10 6376 SPK	0	109.356	109.356
**D	AGI PK 1 FONDS 8455 SPK	0	2.961.330	2.961.330
**D	PUBLIC EMPLOYERS RETIREMENT ASSOCIATION OF NEW MEXICO	0	14.867	14.867
**D	BOARD OF PENSIONS OF THE EVANGELICAL LUTHERAN CHURCH IN AMERICA	0	499.515	499.515
**D	THE STATE OF CONNECTICUT ACTING THROUGH ITS TREASURER	0	2.210.320	2.210.320
**D	SOUTH CAROLINA RETIREMENT SYSTEMS GROUP/TRUST	0	1.747.825	1.747.825
**D	TENNESSEE VALLEY AUTHORITY RETIREMENT SYSTEM	0	76.008	76.008
**D	UMC BENEFIT BOARD, INC	0	384.831	384.831
**D	UPS GROUP TRUST	0	531.845	531.845
**D	WEST VIRGINIA INVESTMENT MANAGEMENT BOARD	0	188.019	188.019
**D	INTERNATIONAL BANK FOR RECONSTRUCTION AND DEVELOPMENT	0	3.293.860	3.293.860
**D	INTERNATIONAL BANK FOR RECONSTRUCTION AND DEVELOPMENT	0	44.318	44.318
**D	INTERNATIONAL BANK FOR RECONSTRUCTION AND DEVELOPMENT	0	62.101	62.101
**D	INTERNATIONAL BANK FOR RECONSTRUCTION AND DEVELOPMENT	0	389.047	389.047
**D	INTERNATIONAL BANK FOR RECONSTRUCTION AND DEVELOPMENT	0	55.718	55.718
**D	INTERNATIONAL BANK FOR RECONSTRUCTION AND DEVELOPMENT	0	9.563	9.563
**D	PRUDENTIAL INVESTMENT PORTFOLIO 2 PRUDENTIAL QMA INTL DEVELOPED MKRKS INDEX FUND	0	1.703.915	1.703.915
**D	MACQUARIE GLOBAL INFRASTRUCTURE TOTAL RETURN FUND INC	0	39.882	39.882
**D	ENERGY INSURANCE MUTUAL LIMITED	0	856.234	856.234
**D	FRK MUT INTL FD	0	57.664.238	57.664.238
**D	FRK MUT GBL DISC FD	0	17.391.006	17.391.006
**D	FRANKLIN MUTUAL GLOBAL DISCOVERY FUND	0	1.959.656	1.959.656
**D	FRANKLIN MUTUAL EUROPEAN FUND	0	2.142.260	2.142.260
**D	FGT FRK GLOBAL LSTD INFRASSTRUCT FD	0	258.942	258.942
**D	SEI INVEST (EUROPE) LIMITED SE	0	82.695	82.695
**D	UBS (CAY) GLOBAL GROWTH AND IN	0	2.574	2.574
**D	METZLER STRATEGIC INV PUB LIM	0	81.280	81.280
**D	PIONEER INVESTMENT MANAGEMENT SGRPA / AZIONARIO CRESCITA	0	2.744.410	2.744.410
**D	NUMERIC EUROPEAN EQ FUND A SER	0	276.900	276.900
**D	PIONEER FUNDS - ITALIAN EQUITY	0	765.218	765.218
**D	TRUST AND CUSTODY SERV BANK	0	519.367	519.367
**D	PIONEER FUNDS - GLOBAL EQUITY	0	5.771.495	5.771.495
**D	KOKUSAI EQUITY INDEX FUND	0	92.793	92.793
**D	CONSULTING GROUP CAPITAL MARKE	0	162.612	162.612
**D	BLACKROCK GLOBAL ALLOCATION FU	0	15.203.748	15.203.748
**D	BLACKROCK GLOBAL ALL PORT IO	0	81.539	81.539
**D	BLACKROCK GLOBAL ALL VI FUND	0	4.023.292	4.023.292

742

LISTA ESITO DELLE VOTAZIONE  
 Oggetto: Determinazione compenso componenti Cda

FAVOREVOLI

Badge	Regione Sociale	Proprio	Delega	Totale
**D	MFS RESEARCH INT FDP FUND OF	0	263.930	263.930
**D	BLACKROCK GLOBAL ALL FUND	0	311.793	311.793
**D	TRUST AND CUSTODY SERV BANK LT	0	219.392	219.392
**D	NORTHWESTERN MUTUAL SERIES FUN	0	1.137.335	1.137.335
**D	MASSMUTUAL SELECT BLACKROCK GL	0	220.084	220.084
**D	TOUCHSTONE STRATEGIC TRUST-TOU	0	81.000	81.000
**D	NESTLE FRANCE EQUILIBRE	0	49.253	49.253
**D	SG DIVERSIFIE ISR	0	59.537	59.537
**D	SG DIVERSIFIE ISR	0	170.635	170.635
**D	SG ACTIONS INTERNATIONALES	0	361.210	361.210
**D	ARRCO LONG TERME B ATT RAJA EL	0	1.050.791	1.050.791
**D	ARRCO QUANT 1	0	48.696	48.696
**D	FCPE MACIF CROISSANCE DURABLE	0	179.877	179.877
**D	MAIF CROISSANCE DURABLE	0	122.984	122.984
**D	CAVOM MINIMUM VARIANCE	0	134.594	134.594
**D	UF 6 A ACT	0	262.620	262.620
**D	CASSETTE DIVERSIFIE	0	231.102	231.102
**D	SOGECAP LONG TERME N1 ACTION	0	172.236	172.236
**D	INDOCAM FLAMME	0	147.742	147.742
**D	LION FLAMME	0	228.468	228.468
**D	IXIS FLAMME	0	905.424	905.424
**D	AIM EQUITY EMU 1	0	180.777	180.777
**D	ALLIANZ ASAC ACT EUR	0	593.660	593.660
**D	AIM EQUITY EUROPE PG VIE	0	58.294	58.294
**D	ALLIANZ CAVAMAC ACTIONS INT	0	45.604	45.604
**D	SG ACTIONS EUROPE MULTIFIGATION	0	35.732	35.732
**D	DARWIN DIVERSIFIE 60-80 ACTION	0	120.266	120.266
**D	DARWIN DEVERSIFIE 80-100 ACTIO	0	75.776	75.776
**D	FDJ ACTIONS EURO	0	171.733	171.733
**D	ETOILE ENERGIE EUROPE	0	42.916	42.916
**D	ETOILE SECTORIELLE EUROPE	0	19.418	19.418
**D	ANTARIUS ROTATION SECTORIELLE	0	1.026.458	1.026.458
**D	OFT MARKET NEUTRAL EQUITY	0	88.210	88.210
**D	MACIF CROISSANCE DURABLE ET SO	0	1.234.603	1.234.603
**D	MACIF CROIS DURABLE EUROPE	0	159.052	159.052
**D	SG ACTIONS EUROPE	0	23.700	23.700
**D	SG ACTIONS MONDE	0	70.276	70.276
**D	SG ACTIONS EUROPE LARGE CAP	0	2.904	2.904
**D	LYX MSCI EMU ETF - MH C-CHF	0	530.032	530.032
**D	LYX MSCI EMU ETF - D - EUR	0	2.750.000	2.750.000
**D	COL LYX MSCI EMU ETF D EUR	0	77.161	77.161
**D	AZ CREATIONS 2	0	22.044	22.044
**D	LYXOR INDEX FUND EURO	0	516.300	516.300
**D	2) NUMERIC INVESTORS LLC	0		

743

LISTA ESITO DELLE VOTAZIONE  
 Oggetto: Determinazione compenso componenti Cda

FAVOREVOLI

Badge	Ragione Sociale	Proprio	Delega	Totale
**D	ETOILE ACTIONS RENDEMENT	0	389.084	389.084
**D	OFI AM	0	403.853	403.853
**D	ALLIANZ VIE	0	52.698	52.698
**D	ALLIANZ VIE ACE ACTIONS	0	578.659	578.659
**D	AZ VIE PFON RETRAITE ACTION	0	316.262	316.262
**D	LYXOR EURO STOXX 300	0	153.743	153.743
**D	LYXOR STOXX EUROPE 600	0	112.037	112.037
**D	GARI EUROPEAN EQUITY	0	23.478	23.478
**D	LYXOR EURO STOXX 50 (DR)	0	383.232	383.232
**D	OFI FUND - EURO LARGE CAP	0	1.100.000	1.100.000
**D	UNION INVESTMENT LUXEMBOURG SA	0	558.004	558.004
**D	GMO MEANREVERSION FUND ONSHORE (A SERIES OF GMO MASTER PORT. (ONSHORE) LP) C/O GMO INV.	0	228.144	228.144
**D	NUMERIC ABS RETURN PD LP-EUNARMM	0	55.200	55.200
**D	MAN NUMERIC EUROPEAN ALPHA RESTRICTED MAPLESCORP SERVICES LTD	0	1.400.904	1.400.904
**D	MISSOURI LOCAL GOVERNMENT EMPLOYEES RETIREMENT SYSTEM C/O PANAGORA ASSET MGMT INC	0	131.482	131.482
**D	PANAGORA DYNAMIC GLOBAL EXTENDED ALPHA FUND LTD	0	1.754.635	1.754.635
**D	MFS BLENDED RESEARCH GLOBAL EQUITY EXTENSION FUND	0	390.672	390.672
**D	ALLIANZ SUISSE LEBENSVERSICHERUNGS-GESELLSCHAFT AG	0	1.217.205	1.217.205
**D	UBS FUND MANAGEMENT (SWITZERLAND) AG.	0	2.710.815	2.710.815
**D	UBS FUND MGT (CH) AG CH0538 UBSCHF2 EGXS II	0	20.723	20.723
**D	UBS FUND MANAGEMENT (SWITZERLAND) AG.	0	3.353.089	3.353.089
**D	UBS FUND MANAGEMENT (SWITZERLAND) AG.	0	2.644.708	2.644.708
**D	LANSOWNE ENERGY DYNAMICS MASTER LP	0	40.813	40.813
**D	UBS (LUX) STRATEGY XTRA SICAV	0	30.786	30.786
**D	MLC INVESTMENTS, MLC LIMITED	0	1.511.955	1.511.955
**D	MLC INVESTMENTS, MLC LIMITED	0	28.329	28.329
**D	UBS ASSET MANAGEMENT (AUSTRALIA) LTD	0	949.711	949.711
**D	VICTORIAN SUPERANNUATION FUND	0	142.084	142.084
**D	MLC INVESTMENTS, MLC LIMITED	0	827.315	827.315
**D	UBS MULTI MANAGER ACCESS EMU EQUITIES	0	20.672	20.672
**D	UBS ASSET MANAGEMENT (AUSTRALIA) LTD	0	121.485	121.485
**D	UBS FUND MANAGEMENT (LUXEMBOURG) SA	0	75.937	75.937
**D	UBS (LUX) SICAV 1	0	3.252.766	3.252.766
**D	UBS (LUX) EQUITY SICAV	0	1.058.304	1.058.304
**D	UBS (LUX) SICAV 1 EMU EQUITIES ENHANCED (EUR)	0	161.120.902	161.120.902
**D	GOVERNMENT OF NORWAY	0	67.157	67.157
**D	UBS GLOBAL SOLUTIONS - GLOBAL EQUITIES EUR	0	85.799	85.799
**D	UBS GLOBAL SOLUTIONS - GLOBAL EQUITIES II EUR	0	21.012	21.012
**D	FOCUSED SICAV GLOBAL EQUITY STRATEGY (USD)	0	1.817.222	1.817.222
**D	UBS FUND MANAGEMENT (LUXEMBOURG) SA	0	661.547	661.547
**D	LANSOWNE ICNAV-LANSOWNE CLEAN ENERGY FUND	0	143.948	143.948
**D	ELECTRON CAYMAN COMPANY LIMITED.	0	1.053.768	1.053.768
**D	AEGON CUSTODY B.V	0	985.021	985.021
**D	AEGON CUSTODY B.V	0		

744

LISTA ESITO DELLE VOTAZIONE

Oggetto: Determinazione compenso componenti Cda

FAVOREVOLI

Badge	Regione Sociale	Proprio	Delega	Totale
**D	AEGON CUSTODY B.V	0	507.143	507.143
**D	AHL DIRECTIONAL EQUITIES MASTER LIMITED	0	16.789	16.789
**D	AHL EVOLUTION LTD SHARMAINE BERKELEY ARGONAUT LTD	0	376.873	376.873
**D	AHL GENESIS LIMITED	0	3.588	3.588
**D	AQR DELTA MASTER ACCOUNT LP COOGLIER FIDUCIARY SERVICES (CAYMAN) LTD	0	5.513.651	5.513.651
**D	AVIVA INVESTORS INTERNATIONAL INDEX TRACKING FUND	0	200.303	200.303
**D	AXA UNIT TRUSTS-GLOBAL FUND	0	9.000	9.000
**D	BERESFORD FUND PLC	0	90.709	90.709
**D	BLACK DIAMOND OFFSHORE LTD	0	30.154	30.154
**D	BLACK DIAMOND RELATIVE VALUE	0	180.771	180.771
**D	BLACK DIAMOND RELATIVE VALUE CAYMAN IP	0	38.928	38.928
**D	BLACK DIAMOND RELATIVE VALUE OFFSHORE LTD.	0	363.579	363.579
**D	CBOSC ATF CW BK GRP SUP WGS08	0	209.457	209.457
**D	CBOSC-CBGS-WGS07	0	115.542	115.542
**D	CFSIL - COLONIAL FIRST STATE GLOBAL ASSET MANAGEMENT MULTI SECTOR TRUST 1	0	1.289	1.289
**D	CFSIL RE COLONIAL FIRST STATE INVESTMENT FUND 10	0	145.928	145.928
**D	CITIBANK EUROPE PLC AS TRUSTEE FOR STANDARD LIFE WEALTH BALANCED BRIDGE FUND	0	1.912.709	1.912.709
**D	CITIBANK INTERNATIONAL PLC	0	1.600.880	1.600.880
**D	CITIBANK INTERNATIONAL PLC AS TRUSTEE CITIBANK INT.PLC	0	30.258.474	30.258.474
**D	COLONIAL FIRST STATE INVESTMENTS LIMITED	0	439.120	439.120
**D	COLONIAL FIRST STATE INVESTMENTS LIMITED	0	350.963	350.963
**D	COLONIAL FIRST STATE INVESTMENTS LIMITED	0	1.956.249	1.956.249
**D	COMMONWEALTH GLOBAL SHARE FUND 30	0	159.476	159.476
**D	COMMONWEALTH SPECIALIST FUND 36	0	6.441	6.441
**D	DOUBLE BLACK DIAMOND OFFSHORE LTD	0	680.293	680.293
**D	EATON VANCE INTERNATIONAL (IRELAND)	0	14.000	14.000
**D	ECOFIN WATER AND POWER OPPORTUNITIES PLC CO BNP PARIBAS SECURITIES SERVICES	0	754.337	754.337
**D	IRISH LIFE ASSURANCE	0	62.865	62.865
**D	IRISH LIFE ASSURANCE	0	3.413.319	3.413.319
**D	IRISH LIFE ASSURANCE	0	47.770	47.770
**D	IRISH LIFE ASSURANCE	0	194.478	194.478
**D	IRISH LIFE ASSURANCE	0	816.693	816.693
**D	IRISH LIFE ASSURANCE PLC	0	159.949	159.949
**D	JANUS CAPITAL FUND PLC	0	411.843	411.843
**D	JAPAN TRUSTEE SERVICES BANK, LTD	0	3.167.527	3.167.527
**D	JOHN HANCOCK FUNDS II GLOBAL ABSOLUTE RETURN STRATEGIES FUND	0	877.073	877.073
**D	JOHN HANCOCK FUNDS II INTERNATIONAL STRATEGIC EQUITY ALLOCATION FUND	0	52.154	52.154
**D	JOHN HANCOCK GLOBAL FOCUSED STRATEGIES FUND	0	253.630	253.630
**D	JOHN HANCOCK VARIABLE INSURANCE TRUST INTERNATIONAL EQUITY INDEX TRUST	0	318.803	318.803
**D	KOREA POST	0	47.153.297	47.153.297
**D	LEGAL AND GENERAL ASSURANCE PENSIONS MANAGEMENT LIMITED	0	180.106	180.106
**D	LEGAL AND GENERAL ASSURANCE SOCIETY LIMITED	0	1.060.527	1.060.527
**D	LEGAL AND GENERAL COLLECTIVE INVESTMENT TRUST	0	24.300	24.300
**D	LSVLEHE, LSVZEHE	0		

745

LISTA ESITO DELLE VOTAZIONE

Oggetto: Determinazione compenso componenti Cda

FAVOREVOLI

Badge	Regione Sociale	Proprio	Delega	Totale
**D	MACQUARIE INVESTMENT MANAGEMENT LIMITED	0	2.103.037	2.103.037
**D	NATIONAL COUNCIL FOR SOCIAL SECURITY FUND.	0	81.026	81.026
**D	NATIONAL COUNCIL FOR SOCIAL SECURITY FUND.	0	483.452	483.452
**D	PINEBRIDGE FUND SERIES PINEBRIDGE EUROPE EQUITY FUND	0	203.887	203.887
**D	PRINCIPAL MPF EUROPEAN EQUITY FUND	0	500.477	500.477
**D	PRINCIPAL TRUST COMPANY (ASIA LIMITED	0	117.913	117.913
**D	ROBECO INSTITUTIONAL CONSERVATIVE EQUITY FUND II	0	577.313	577.313
**D	ROBECO INSTITUTIONAL VALUE EQUITY FUND	0	431.563	431.563
**D	ROBECO UMBRELLA FUND I N.V. - ROBECO GLOBAL AC MULTI-FACTOR EQUITIES FUND	0	395.869	395.869
**D	SCRI ROBECO INSITUIONAL CONSERVATIVE EQUITY FUND.	0	199.149	199.149
**D	SDA INTL EQUITY INDEX FD WORLD	0	510.629	510.629
**D	SLIC - EUROPEAN EQUITY GROWTH FUND	0	6.154.685	6.154.685
**D	SLIC - EUROPEAN EQUITY INCOME FUND	0	637.116	637.116
**D	SLIC - GLOBAL EQUITY INCOME FUND	0	23.046.317	23.046.317
**D	STANDARD LIFE ASSURANCE LIMITED	0	69.675	69.675
**D	STANDARD LIFE WEALTH ACER FUND CITIBANK INTERNATIONAL PLC	0	292.126	292.126
**D	STICHTING CUSTODY ROBECO INSTITUTIONAL	0	728.995	728.995
**D	STICHTING MN SERVICES AANDELENFONDS EUROPA	0	3.040.245	3.040.245
**D	STICHTING PENSIOENFONDS METAL	0	385.656	385.656
**D	STICHTING PENSIOENFONDS METAAL EN T MN SERVICES	0	10.145.861	10.145.861
**D	STICHTING PGM DEPOSITARY	0	154.777	154.777
**D	THE NOMURA TRUST AND BANKING CO LTD	0	9.811	9.811
**D	THE NOMURA TRUST AND BANKING CO LTD	0	13.536	13.536
**D	UNITED TECHNOLOGIES CORPORATION MASTER RETIREMENT TRUST (GLOBAL) C/O ANALYTIC INVESTORS LLC	0	43.964	43.964
**D	VICTORY CAPITAL INTERNATIONAL COLLECTIVE INVESTMENT TRUST	0	28.137	28.137
**D	VICTORY CEMP DEVELOPED ENHANCED VOLATILITY WTD INDEX ETF	0	61.967	61.967
**D	VICTORY CEMP INTERNATIONAL HIGH DIV VOLATILITY WTD INDEX ETF	0	5.199	5.199
**D	VICTORY CEMP INTERNATIONAL VOLATILITY WTD INDEX ETF	0	23.688	23.688
**D	VICTORY CEMP MARKET NEUTRAL INCOME FUND	0	33.541	33.541
**D	VICTORY RS GLOBAL FUND	0	50.037	50.037
**D	VICTORY RS INTERNATIONAL FUND	0	382.678	382.678
**D	VICTORY RS INTERNATIONAL VIP SERIES	0	20.769	20.769
**D	VICTORY TRIVALENT INTERNATIONAL FUND - CORE EQUITY	0	11.830	11.830
**D	WELLINGTON ALTA FUND	0	149.300	149.300
**D	MARITIME SUPER	0	4.236.177	4.236.177
**D	NORGES BANK	0	69.083	69.083
**D	TRUST FOR RETIR MED, DENT & LIFE INS ARMY&AIR FORCE EXCH	0	155.782	155.782
**D	THE RETIREMENT ANN PL FOR EMPL OF THE ARMY&AIR FORCE EX SERV	0	114.047	114.047
**D	SONOMA COUNTY EMPLOYEES RETIREMENT ASSOCIATION	0	158.375	158.375
**D	TOWERS WATSON U.S. PENSION PLAN TRUST	0	65.499	65.499
**D	RIVERSIDE CHURCH IN THE CITY OF NEW YORK	0	218.100	218.100
**D	THE METHODIST HOSPITAL	0	82.200	82.200
**D	XEROX CORPORATION RETIREMENT & SAVINGS PLAN	0	123.443	123.443
**D	NOVARTIS CORPORATION PENSION MASTER TRUST	0		

Azionisti: 2718  
Azionisti in proprio: 5

Teste: 13  
Azionisti in delega: 2713

746

LISTA ESITO DELLE VOTAZIONE

Oggetto: Determinazione compenso componenti Cda

FAVOREVOLI

Badge	Ragione Sociale	Proprio	Delega	Totale
**D	OS INTERNATIONAL EQUITY FUND	0	492.399	492.399
**D	LEGG MASON DEVELOPED EX-US DIVERSIFIED CORE ETF	0	7.251	7.251
**D	STATE FARM VARIABLE PRODUCT TRUST, INTERNATIONAL EQ INDEX F	0	171.935	171.935
**D	TEACHERS' RETIREMENT SYSTEM OF THE STATE OF ILLINOIS	0	13.232	13.232
**D	TEACHERS' RETIREMENT SYSTEM OF THE STATE OF ILLINOIS	0	3.058.239	3.058.239
**D	BEAUMONT HEALTH MASTER RETIREMENT TRUST	0	25.329	25.329
**D	WILLIAM BEAUMONT HOSPITAL	0	24.337	24.337
**D	KAISER PERMANENTE GROUP TRUST	0	1.378.169	1.378.169
**D	HC CAPITAL TRUST- THE INSTITUTIONAL INTERNATIONAL EQUITY PTF	0	150.456	150.456
**D	ARKWRIGHT, LLC	0	38.202	38.202
**D	KAISER FOUNDATION HOSPITALS	0	331.300	331.300
**D	FIDELITY RUTLAND SQUARE TR II: STRAT ADV INT MULTI-MANAGER F	0	24.947	24.947
**D	FIDELITY RUTLAND SQUARETRUST II: STRATEGIC ADVISERS INT F	0	3.050.290	3.050.290
**D	JOHN HANCOCK VARIABLE INSURANCE TRUST UTILITIES TRUST	0	1.996.321	1.996.321
**D	WELLS FARGO UTILITIES AND HIGH INCOME FUND	0	1.225.000	1.225.000
**D	WELLS FARGO GLOBAL DIVIDEND OPPORTUNITY FUND	0	3.750.000	3.750.000
**D	LAUDUS INTERNATIONAL MARKETMASTERS FUND	0	30.819	30.819
**D	LAUDUS MONDRIAN INTERNATIONAL EQUITY FUND	0	629.491	629.491
**D	SCHWAB INTERNATIONAL EQUITY ETF	0	4.292.614	4.292.614
**D	SCHWAB FUNDAMENTAL INTERNATIONAL LARGE COMPANY ETF	0	2.719.049	2.719.049
**D	SANFORD C. BERNSTEIN INTL VALUE EQ (CAP-WEIGHTED UNHEDGED) F	0	78.900	78.900
**D	JOHN HANCOCK ENDURING EQUITY FUND	0	748.298	748.298
**D	JOHN HANCOCK VAR INS TRUST STRATEGIC EQUITY ALLOCATION TRUST	0	2.077.243	2.077.243
**D	JOHN HANCOCK FUNDS II STRATEGIC EQUITY ALLOCATION FUND	0	1.303.542	1.303.542
**D	US RETIREMENT TRUST	0	133.611	133.611
**D	PUTNAM DYNAMIC RISK ALLOCATION FUND	0	47.899	47.899
**D	PUTNAM VARIABLE TRUST - PUTNAM VT GLOBAL ASSET ALLOCATION F	0	29.039	29.039
**D	PUTNAM DYNAMIC ASSET ALLOCATION GROWTH FUND	0	746.047	746.047
**D	PUTNAM DYNAMIC ASSET ALLOCATION BALANCED FUND	0	500.861	500.861
**D	PUTNAM DYNAMIC ASSET ALLOCATION CONSERVATIVE FUND	0	238.243	238.243
**D	PUTNAM GLOBAL UTILITIES FUND	0	740.654	740.654
**D	PUTNAM VARIABLE TRUST - PUTNAM VT GLOBAL UTILITIES FUND	0	304.635	304.635
**D	PUTNAM TOTAL RETURN TRUST	0	113.667	113.667
**D	PUTNAM RETIREMENT ADVANTAGE GAA GROWTH PORTFOLIO	0	337.513	337.513
**D	PUTNAM RETIREMENT ADVANTAGE GAA BALANCE PORTFOLIO	0	177.822	177.822
**D	PUTNAM RETIREMENT ADVANTAGE GAA CONSERVATIVE PORTFOLIO	0	47.960	47.960
**D	PUTNAM RETIREMENT ADVANTAGE GAA CONSERVATIVE PORTFOLIO	0	29.845	29.845
**D	PUTNAM RETIREMENT ADVANTAGE GAA INCOME STRATEGIES PORTFOLIO	0	122.077	122.077
**D	PUTNAM RETIREMENT ADVANTAGE GAA EQUITY PORTFOLIO	0	37.152	37.152
**D	PUTNAM TOTAL RETURN FUND, LLC	0	68.297	68.297
**D	THE STATE OF NEVADA	0	38.992	38.992
**D	PUTNAM DYNAMIC ASSET ALLOCATION EQUITY FUND	0	2.014.237	2.014.237
**D	INTERNATIONAL PAPER CO COMMINGLED INVESTMENT GROUP TRUST	0	3.602	3.602
**D	LAZARD ASSET MANAGEMENT LLC	0		

747



LISTA ESITO DELLE VOTAZIONE  
 Oggetto: Determinazione compenso componenti Cda

FAVOREVOLI

Badge	Ragione Sociale	Proprio	Delega	Totale
**D	LAZARD INTERNATIONAL EQUITY ADVANTAGE PORTFOLIO	0	1.510	1.510
**D	DEKA INVESTMENT GMBH FOR SFT 3-FONDS	0	251.256	251.256
**D	ALLIANZ GLOBAL INVESTORS GMBH FOR DBI-FONDS SFT 4	0	11.163	11.163
**D	J & J PENSION FUND OFF	0	54.836	54.836
**D	INTERNATIONAL EXPATRIATE BENEFIT MASTER TRUST	0	37.133	37.133
**D	MFS VARIABLE INSURANCE TRUST - MFS UTILITIES SERIES	0	9.768.066	9.768.066
**D	MFS HERITAGE TRUST COMPANY COLLECTIVE INVESTMENT TRUST	0	328.696	328.696
**D	MFS DEVELOPMENT FUNDS, LLC	0	16.657	16.657
**D	GOLDMAN SACHS TRST II-GOLDMAN SACHS MULTI-MNGR GLOBAL EQI FUND	0	6.998	6.998
**D	GOLDMAN SACHS TRUST- GOLDMAN SACHS GLOBAL MANAGED BETA FUND	0	8.013	8.013
**D	GOLDMAN SACHS TRUST - GOLDMAN SACHS GLOBAL INFRASTRUCTURE FUND	0	10.184	10.184
**D	GOLDMAN SACHS TRUST II GOLDMAN SACHS GQG PART INTL OPP FD	0	270.475	270.475
**D	INTERNATIONAL MONETARY FUND	0	318.037	318.037
**D	USAA GLOBAL EQUITY INCOME FUND	0	255.410	255.410
**D	ALLIANCEBERNSTEIN GLOBAL RISK ALLOCATION FUND INC	0	10.639	10.639
**D	THE ALLIANCEBERNSTEIN POOLING PTF - ALLIANCEB VOL MNGM PTF	0	70.699	70.699
**D	ALLIANCEBERNST VAR PROD SER F INC.ALLIANCEB DYN ASSET ALL PTF	0	72.583	72.583
**D	AB VARIABLE PROD SERIES FD, INC.-AB BALANCED WEALTH SRG PORTE	0	37.731	37.731
**D	ALLIANZ GLOBAL INVESTORS GMBH FOR DBI-FONDS ANDUS	0	225.319	225.319
**D	JOHN HANCOCK LIFE AND HEALTH INSURANCE COMPANY	0	365.073	365.073
**D	RUSSELL TRUST CO COMMINGLED EMPLOYEE BENEFIT FUNDS TRUST	0	10.535.977	10.535.977
**D	RUSSELL INVESTMENT COMPANY PLC	0	8.170.808	8.170.808
**D	THE MASTER TRUST BK OF JP LTD: HITACHI FOREIGN EQ INDEX MF	0	147.136	147.136
**D	SPDR MSCI WORLD QUALITY MIX FUND	0	1.302	1.302
**D	COMMONFUND STRATEGIC SOLUTIONS GLOBAL EQUITY, LLC	0	488.700	488.700
**D	GWAM INVESTMENT FUNDS TRUST	0	673.786	673.786
**D	GWAM INVESTMENT FUNDS TRUST	0	805.100	805.100
**D	IBM RETIREMENT PLAN	0	52.225	52.225
**D	ALLIANZ GLOBAL INV GMBH FOR ALLIANZGI-FONDS SFT2	0	46.546	46.546
**D	DEUTSCHE ASSET MNGM INV GMBH FOR DREAM FONDS BBS	0	48.000	48.000
**D	THORNBERG INVESTMENT INCOME BUILDER FUND	0	15.700.200	15.700.200
**D	NEUBERGER BERMAN ALTERNATIVE FUNDS NB MULTI-ASSET INCOME FUND	0	747	747
**D	AMERICAN BUREAU OF SHIPPING	0	13.705	13.705
**D	JAPAN TRUSTEE SERV BK LTD ATF SMTB PIMCO RAE IO VOL FR EQI M F	0	8.321	8.321
**D	PRINCIPAL GLOBAL INVESTORS COLLECTIVE INVESTMENT TRUST	0	527.642	527.642
**D	AMERICAN BAR ASSOCIATION MEMBERS/MTC COLLECTIVE TRUST	0	74.200	74.200
**D	AMERICAN CENTURY STRATEGIC ASSET ALL, INC. STRAT ALL CONS F	0	54.095	54.095
**D	AMERICAN CENTURY STRAT ASSET ALL, INC. STRAT ALL MODERATE F	0	227.054	227.054
**D	AMERICAN CENTURY STRAT ASSET ALL, INC. STRATEGIC ALL AGGR F	0	176.089	176.089
**D	AMERICAN CENTURY QUANTITATIVE EQUITY FUNDS, INC. INT CORE EQ	0	51.084	51.084
**D	AMERICAN CENTURY WORLD MUTUAL FUNDS, INC. INTL VALUE F	0	251.490	251.490
**D	AMERICAN CENTURY WORLD MUTUAL FUNDS INC - NT INT VALUE FUND	0	2.622.881	2.622.881
**D	AMERICAN CENTURY RETIREMENT DATE TRUST	0	361.897	361.897

874

LISTA ESITO DELLE VOTAZIONE

Oggetto: Determinazione compenso componenti Cda

FAVOREVOLI

Badge	Ragione Sociale	Proprio	Delega	Totale
**D	XEROX CANADA EMPLOYEES RETIREMENT PLAN	0	47.900	47.900
**D	PEOPLE'S BANK OF CHINA	0	6.064.055	6.064.055
**D	PEOPLE'S BANK OF CHINA	0	7.920.971	7.920.971
**D	JP TR SERV BK LTD ATF MATB MSCI KOKUSAI INDEX MOTHER F	0	159.409	159.409
**D	AXA IM SMART MATCHING SOLUTIONS PUBLIC LIMITED COMPANY	0	42.000	42.000
**D	ALPINE GLOBAL INFRASTRUCTURE FUND	0	521.000	521.000
**D	ANIMA FUNDS PLC	0	2.504.661	2.504.661
**D	ANGEL'S GLOBAL EQUITY OPPORTUNITIES FUND LLC	0	87.000	87.000
**D	THE MASTER TR BK OF JP LTD ATF INVESCO DEV COUNT EQ INDEX M F	0	750	750
**D	PENSION FUND OF SUMITOMO MITSUI BANKING CORPORATION	0	52.319	52.319
**D	THE MASTER TRUST BK OF JP RE F RUSSELL INV (JP) INTL EQUITY F	0	234.700	234.700
**D	TOYOTA MOTOR PENSION FUND	0	223.583	223.583
**D	AQR GLOBAL ENHANCED MINIMUM VOLATILITY EQUITY FUND, L.P.	0	881	881
**D	AQR INTERNATIONAL EQUITY EDGE FUND, L.P.	0	4.360	4.360
**D	AQR FUNDS - AQR INT RELAXED CONSTRAINT EQUITY FUND	0	9.101	9.101
**D	ARROWSTREET MULTI STRATEGY UMBRELLA PLC	0	308.057	308.057
**D	ARROWSTREET INTERNATIONAL EQUITY HAFE TRUST FUND	0	68.288	68.288
**D	ARROWSTREET INTL EQ ACWI EX US ALPHA EXTENSION TRUST FUND	0	58.782	58.782
**D	AXA INVESTMENT MANAGERS DEUTSCHLAND GMBH FOR AXA EUROPA	0	150.000	150.000
**D	AXA INVESTMENT MANAGERS DEUTSCHLAND GMBH FOR AXA WELT	0	63.000	63.000
**D	GENERAL CONFERENCE CORPORATION OF SEVENTH DAY ADVENTISTS	0	313.808	313.808
**D	AXA ROSENBERG EQUITY ALPHA TRUST	0	1.665.000	1.665.000
**D	STATE OF ALASKA RETIREMENT AND BENEFITS PLANS	0	1.184.073	1.184.073
**D	STATE OF ALASKA RETIREMENT AND BENEFITS PLANS	0	815.702	815.702
**D	JP TRU SERVICES BK, LTD. AS TRU FOR SMIB GMAS EQ MOTHER FD	0	18.114	18.114
**D	OBLATE INTERNATIONAL PASTORAL INVESTMENT TRUST	0	28.150	28.150
**D	UNITED TECHNOLOGIES CORPORATION EMPLOYEE SAVINGS PLAN	0	515.967	515.967
**D	THE WALT DISNEY COMPANY RETIREMENT PLAN MASTER TRUST	0	111.482	111.482
**D	BROOKFIELD REAL ASSETS HYBRID MASTER FUND L.P	0	73.800	73.800
**D	THE MASTER TRUST BK OF JP LTD: RUSSELL GLB ENVIR TECH FUND	0	3.338	3.338
**D	MERCER DIOCESE OF BROOKLYN GROWTH STRATEGY	0	156.815	156.815
**D	MERCER DIOCESE OF BROOKLYN LAY PENSION INVESTMENT TRUST	0	158.300	158.300
**D	MERCER DIOCESE OF BROOKLYN LAY PENSION INVESTMENT TRUST	0	78.140	78.140
**D	MERCER DIOCESE OF BROOKLYN LAY PENSION INVESTMENT TRUST	0	78.900	78.900
**D	STEFFORE XXI BANORTE CONS, SOC ANON DE CAPITAL VARIABLE	0	2.569.483	2.569.483
**D	TIARA-CREF FUNDS - ENHANCED INTERNATIONAL EQUITY INDEX FUND	0	2.692.631	2.692.631
**D	MET INVESTOR SERIES TRUST-ALLIANCE GLOBAL DYNAMIC ALL PTF	0	775.255	775.255
**D	MET INVESTORS SERIES TRUST- SCHROEDERS GLOBAL MULTI-ASSET PTF	0	179.232	179.232
**D	MET INVESTORS SERIES TRUST- JPMORGAN GLOBAL ACTIVE ALL PTF	0	1.905.374	1.905.374
**D	RUSSELL INVESTMENT COMPANY - RUSSELL INTERN DEVELOPED MKT F	0	6.172.022	6.172.022
**D	RUSSELL INVESTMENT COMPANY RUSSELL GLOBAL EQUITY FUND	0	843.198	843.198
**D	HENDERSON DIVIDEND + INCOME BUILDER FUND	0	319.508	319.508
**D	CENTRAL PROVIDENT FUND BOARD	0	78.732	78.732

769

Azionisti in proprio: 2718 Teste: 13  
 Azionisti in delega: 5 Azionisti in delega: 2713

LISTA ESITO DELLE VOTAZIONE

Oggetto: Determinazione compenso componenti Cda

FAVOREVOLI

Badge	Regione Sociale	Proprio	Delega	Totale
**D	UAW RETIREE MEDICAL BENEFITS TRUST	0	4.131.639	4.131.639
**D	DESJARDINS CANADIAN BALANCED FUND	0	42.627	42.627
**D	CALVERT VP EAFE INTERNATIONAL INDEX PORTFOLIO	0	77.181	77.181
**D	CAISSE DE DEPOT ET PLACEMENT DU QUEBEC	0	11.899.564	11.899.564
**D	THE REGENTS OF THE UNIVERSITY OF CALIFORNIA	0	8.108.176	8.108.176
**D	EIC ENERGY UTILITY FUND	0	653.000	653.000
**D	ALLIANZ GLOBAL INVESTORS GMBH FOR ELK-COFONDS	0	699.746	699.746
**D	MICROSOFT CORPORATION SAVINGS PLUS 401(K) PLAN	0	1.821.881	1.821.881
**D	ALLIANZ NFJ INTERNATIONAL VALUE FUND	0	2.084.783	2.084.783
**D	ALLIANZGI BEST STYLES GLOBAL EQUITY FUND	0	208.829	208.829
**D	ALLIANZGI BEST STYLES INTERNATIONAL EQUITY FUND	0	57.753	57.753
**D	ALLIANZGI GLOBAL DYNAMIC ALLOCATION FUND	0	32.176	32.176
**D	ALLIANZ NFJ INTERNATIONAL VALUE II FUND	0	1.385	1.385
**D	LORD ABBETT SERIES FUND, INC. - INTERNATIONAL CORE EQ PTF	0	193.435	193.435
**D	LORD ABBETT SECURITIES TRUST-LORD ABBETT INT CORE EQ F	0	1.690.148	1.690.148
**D	FEDEX CORPORATION EMPLOYEES PENSION TRUST	0	338.670	338.670
**D	PARAMETRIC INTERNATIONAL EQUITY FUND	0	157.274	157.274
**D	SOJECCI II LTEE	0	96.200	96.200
**D	EATON VANCE HEXAVEST GLOBAL EQUITY FUND	0	65.700	65.700
**D	EATON VANCE HEXAVEST INTERNATIONAL EQUITY FUND	0	15.983	15.983
**D	TAX - MANAGED INTERNATIONAL EQUITY PORTFOLIO	0	48.562	48.562
**D	GABELLI UTILITIES FUND	0	250.000	250.000
**D	THE GABELLI DIVIDEND & INCOME TRUST	0	230.000	230.000
**D	GENERAL ELECTRIC PENSION TRUST	0	80.000	80.000
**D	RUSSELL INVESTMENT FUNDS NON-U.S. FUND	0	2.628.347	2.628.347
**D	RUSSELL INVESTMENT COMPANY RUSSELL TAX-MANAGED INTL EQ FUND	0	998.328	998.328
**D	RUSSELL INVESTMENT COMPANY SELECT INTERNATIONAL EQUITY FUND	0	739.735	739.735
**D	LAND BK OF TW IN ITS CAP AS MSTR CUS OF FR TEM SIN M-A INC B F	0	590.894	590.894
**D	MARQUIS INSTITUTIONAL GLOBAL EQUITY PORTFOLIO	0	28.195	28.195
**D	PIMCO BALANCED INCOME FUND (CANADA)	0	51.650	51.650
**D	THE HARTFORD GLOBAL REAL ASSET FUND	0	14.100	14.100
**D	THE HARTFORDGLOBAL ALL- ASSET FUND	0	114.712	114.712
**D	AMERICAN FUNDS INSURANCE SERIES CAPITAL INCOME BUILDER	0	20.184	20.184
**D	ROCHE U.S. RETIREMENT PLANS MASTER TRUST	0	494.674	494.674
**D	CITY OF HOPE	0	1.339.900	1.339.900
**D	BECKMAN RESEARCH INSTITUTE OF THE CITY OF HOPE	0	86.500	86.500
**D	CITY OF HOPE NATIONAL MEDICAL CENTER	0	61.500	61.500
**D	CENTRAL BANK OF TRINIDAD AND TOBAGO	0	79.000	79.000
**D	RUSSELL INVESTMENT COMPANY MULTI-ASSET GROWTH STRATEGY FUND	0	1.205.822	1.205.822
**D	HEXAVEST EAFE EQUITY FUND	0	29.004	29.004
**D	HEXAVEST ACWI EQUITY FUND	0	660.938	660.938
**D	HEXAVEST WORLD EQUITY FUND	0	49.740	49.740
**D		0	579.381	579.381

750

LISTA ESITO DELLE VOTAZIONE  
 Oggetto: Determinazione compenso componenti Cda

FAVOREVOLI

Badge	Regione Sociale	Proprio	Delega	Totale
**D	BROOKFIELD GLOBAL REAL ASSET FUND	0	18.200	18.200
**D	TRANSAMERICA JPMORGAN TACTICAL ALLOCATION VP	0	109.592	109.592
**D	MONEY LIFE RETIREMENT INCOME SECURITY PLAN FOR EMPLOYEES	0	5.960	5.960
**D	TRANSAMERICA AB DYNAMIC ALLOCATION VP	0	39.844	39.844
**D	ICON INTERNATIONAL EQUITY FUND	0	177.000	177.000
**D	TANGERINE BALANCED INCOME PORTFOLIO	0	16.557	16.557
**D	TANGERINE BALANCED PORTFOLIO	0	101.866	101.866
**D	TANGERINE BALANCED GROWTH PORTFOLIO	0	86.522	86.522
**D	TANGERINE EQUITY GROWTH PORTFOLIO	0	74.941	74.941
**D	STATE FARM MUTUAL FUND TRUST, INTERNATIONAL INDEX FUND	0	158.717	158.717
**D	MASSMUTUAL SELECT OVERSEAS FUND	0	465.251	465.251
**D	MAINSTAY VP MFS UTILITIES PORTFOLIO	0	7.895.688	7.895.688
**D	TRANSAMERICA BLACKROCK GLOBAL ALLOCATION VP	0	705.964	705.964
**D	MM SELECT EQUITY ASSET FUND	0	171.948	171.948
**D	MM MSCI EAFE INTERNATIONAL INDEX FUND	0	166.142	166.142
**D	GMO TAX-MANAGED GLOBAL BALANCED PORTFOLIO	0	38.039	38.039
**D	GMO IMPLEMENTATION FUND	0	2.652.207	2.652.207
**D	JANUS CAPITAL MANAGEMENT LLC	0	20	20
**D	RUSSELL INVESTMENT COMPANY IV PLC	0	537.826	537.826
**D	JOHNSON & JOHNSON PENSION & SAVINGS PLANS MASTER TRUST	0	198.000	198.000
**D	PENSIONSKASSE JOHNSON & JOHNSON SCHWEIZ	0	82.709	82.709
**D	INTECH GLOBAL ALL COUNTRY ENHANCED INDEX FUND LLC	0	7.819	7.819
**D	SUNAMERICA SERIES TRUST GLOBAL EQUITIES PORTFOLIO	0	360.140	360.140
**D	SUNAMERICA SERIES TRUST TELECOM UTILITY PORTFOLIO	0	272.236	272.236
**D	SEASONS SERIES TRUST ASSET ALLOCATION: DIVERSIFIED GROWTH PTF	0	35.095	35.095
**D	SEASONS SERIES TRUST INTERNATIONAL EQUITY PORTFOLIO	0	126.595	126.595
**D	SUNAMERICA SERIES TRUST- SA BLACKROCK VCP GLO MUL ASSET PTF	0	172.059	172.059
**D	SUNAMERICA SERIES TRUST- SA SCHROEDERS VCP GLO ALLOC PORTFOLIO	0	64.530	64.530
**D	SUNAMERICA SERIES TRUST - SA INTERNATIONAL INDEX PORTFOLIO	0	136.619	136.619
**D	ORANGE COUNTY EMPLOYEES RETIREMENT SYSTEM	0	383.270	383.270
**D	RUSSELL COMMON CONTRACTUAL FUND	0	333.200	333.200
**D	RUSSELL INVESTMENT COMPANY V PLC	0	394.086	394.086
**D	RUSSELL INSTITUTIONAL FUNDS PLC	0	29.890	29.890
**D	STATE STREET GLOBAL EQUITY EX-US INDEX PORTFOLIO	0	370.696	370.696
**D	STATE STREET DISCIPLINED GLOBAL EQUITY PORTFOLIO	0	9.520	9.520
**D	STATE STREET INTERNATIONAL DEVELOPED EQUITY INDEX PORTFOLIO	0	1.341.151	1.341.151
**D	DEUTSCHE EAFE EQUITY INDEX FUND	0	33.775	33.775
**D	KP INTERNATIONAL EQUITY FUND	0	151.868	151.868
**D	KANSAS PUBLIC EMPLOYEES RETIREMENT SYSTEM	0	1.847.947	1.847.947
**D	RHUMBLINE INTERNATIONAL POOLED INDEX TRUST	0	42.398	42.398
**D	LOS ANGELES COUNTY EMPLOYEES RETIREMENT ASSOCIATION	0	104.000	104.000
**D	LORD ABBETT INTERNATIONAL CORE EQUITY TRUST	0	93.243	93.243
**D	SEDR MSCI ACWI IMI ETF	0	16.475	16.475

751

LISTA ESITO DELLE VOTAZIONE  
 Oggetto: Determinazione compenso componenti Cda

FAVOREVOLI

Badge	Ragione Sociale	Proprio	Delega	Totale
**D	SPDR MSCI EAFE QUALITY MIX ETF	0	45.802	45.802
**D	SPDR MSCI WORLD QUALITY MIX ETF	0	3.744	3.744
**D	HARTFORD MULTIFACTOR DEVELOPED MARKETS (EX-US) ETF	0	7.767	7.767
**D	ALLIANCEBERNSTEIN INTERNATIONAL ALL-COUNTRY PASSIVE SERIES	0	90.835	90.835
**D	MARYLAND STATE RETIREMENT & PENSION SYSTEM	0	1.865.751	1.865.751
**D	RUSSELL INV MULTI-ASSET FACTOR EXPOSURE FUND	0	217.156	217.156
**D	ALLIANZ GLOBAL INVESTORS GMBH FOR ALLIANZ STRAT. BALANCE	0	302.528	302.528
**D	ALLIANZ GLOBAL INVESTORS GMBH FOR ALLIANZ STRAT. STABILITAET	0	51.834	51.834
**D	ALLIANZ GLOBAL INVESTORS GMBH FOR ALLIANZ STRAT. WACHSTUM	0	388.061	388.061
**D	THE PRUDENTIAL INSURANCE COMPANY OF AMERICA	0	628.929	628.929
**D	PRUDENTIAL TRUST CO MASTER COMMINGLED INV F FOR TAX EXEMPT TR	0	469.482	469.482
**D	MDPIM INTERNATIONAL EQUITY POOL	0	373.100	373.100
**D	MD INTERNATIONAL VALUE FUND	0	152.189	152.189
**D	MD EQUITY FUND	0	413.850	413.850
**D	MD INTERNATIONAL EQUITY FUND	0	105.800	105.800
**D	MDPIM INTERNATIONAL EQUITY POOL	0	1.312.658	1.312.658
**D	MD INTERNATIONAL VALUE FUND	0	39.200	39.200
**D	MGI FUNDS PLC	0	89.607	89.607
**D	MERCER INTERNATIONAL EQUITY FUND	0	100.000	100.000
**D	MGI FUNDS PLC	0	161.181	161.181
**D	MERCER QIF CCF	0	6.182.419	6.182.419
**D	MERCER QIF FUND PLC	0	101.228	101.228
**D	MERCER GLOBAL EQUITY FUND	0	180.695	180.695
**D	MERCER GLOBAL EQUITY FUND	0	314.747	314.747
**D	MGI FUNDS PLC	0	594.456	594.456
**D	MORGAN STANLEY INSTITUTIONAL FUND TR- GL MULTI-ASSET INC PTF	0	1.336	1.336
**D	LOCKHEED MARTIN CORP DEFINED CONTRIBUTION PLAN MASTER TRUST	0	318.523	318.523
**D	MET INVESTORS SERIES TRUST- PANAGORA GLO DIVERSIFIED RISK PTF	0	11.684	11.684
**D	BLUE CROSS BLUE SHIELD OF KANSAS, INC	0	6.835	6.835
**D	NORRHOP GRUMMAN CORPORATION VEBIA MASTER TRUST I	0	26.125	26.125
**D	BURROUGHS WELLCOME FUND	0	9.415	9.415
**D	DEUTSCHE BANK-ONSHORE	0	9.411	9.411
**D	STATE OF NEW JERSEY COMMON PENSION FUND D	0	3.987.454	3.987.454
**D	ONTARIO TEACHERS PENSION PLAN BOARD	0	785.400	785.400
**D	NEW SHIPS, INC. PENSION MASTER TRUST	0	390.042	390.042
**D	CITY OF NEW YORK GROUP TRUST	0	2.462.589	2.462.589
**D	ONEOK, INC. RETIREMENT PLAN TRUST	0	34.886	34.886
**D	COSMOPOLITAN INVESTMENT FUND	0	709.642	709.642
**D	PIMCO RAE FUNDAMENTAL INTERNATIONAL FUND LLC	0	1.241.002	1.241.002
**D	PIMCO EQUITY SERIES: PIMCO RAE FUNDAMENTAL INTERNATIONAL FUND	0	504.064	504.064
**D	PRINCIPAL LIFE INSURANCE COMPANY	0	2.536.580	2.536.580
**D	DIVERSIFIED REAL ASSET CIT	0	633.386	633.386
**D	PUTNAM WORLD TRUST	0	50.293	50.293

257

LISTA ESITO DELLE VOTAZIONE  
 Oggetto: Determinazione compenso componenti Cda

FAVOREVOLI

Badge	Ragione Sociale	Proprio	Delega	Totale
**D	THE UNIVERSITY OF HONG KONG	0	35.573	35.573
**D	CERN PENSION FUND	0	1.500.092	1.500.092
**D	RETIREMENT & SEC PROG. & SAVNGS PLN OF NTC& & ITS MBRS MSTR TST	0	92.664	92.664
**D	DEUTSCHE ASSET MNGM INV GMBH FOR DEAM-FONDS KLP 1	0	68.000	68.000
**D	DEUTSCHE ASSET MNGM INV GMBH FOR DEAM-FONDS PPC GEQ	0	25.152	25.152
**D	DEUTSCHE ASSET MNGM INV GMBH FOR DEAM-FONDS RKBS	0	70.000	70.000
**D	DEUTSCHE ASSET MNGM INV GMBH FOR DEAM-FONDS BW GERMANY	0	19.566	19.566
**D	DEUTSCHE ASSET MNGM INV GMBH FOR DEAM-FONDS DN13	0	137.000	137.000
**D	DEUTSCHE ASSET MNGM INV GMBH FOR DEAM-FONDS PPC EQ	0	159.249	159.249
**D	DEUTSCHE ASSET MNGM INV GMBH FOR GCB PENSION FUND GERMANY	0	69.458	69.458
**D	DEUTSCHE ASSET MNGM INV GMBH FOR DEAM FONDS AKS	0	20.000	20.000
**D	DEUTSCHE ASSET MNGM INV GMBH FOR DEAM FONDS DAM 2	0	40.000	40.000
**D	DEUTSCHE ASSET MNGM INV GMBH FOR DEAM FONDS BG 2	0	30.000	30.000
**D	DEUTSCHE ASSET MNGM INV GMBH FOR DEAM FONDS TOCO	0	110.000	110.000
**D	DEUTSCHE ASSET MNGM INV GMBH FOR DEAM FONDS AVD 2	0	20.900	20.900
**D	DEUTSCHE ASSET MNGM INV GMBH FOR DEAM-FONDS-BCA 1	0	85.000	85.000
**D	DEUTSCHE ASSET MNGM INV GMBH FOR DEAM-FONDS DAA	0	33.900	33.900
**D	DEUTSCHE ASSET MNGM INV GMBH FOR DEAM-FONDS DEUK	0	60.000	60.000
**D	DEUTSCHE ASSET MNGM INV GMBH FOR DEAM FONDS CA IV	0	24.000	24.000
**D	DEUTSCHE ASSET MNGM INV GMBH FOR DEAM FONDS KDE 1	0	60.000	60.000
**D	DEUTSCHE ASSET MNGM INV GMBH FOR DEAM FONDS WOP 1	0	215.511	215.511
**D	DEUTSCHE ASSET MNGM INV GMBH FOR DEAM FONDS WOP 2	0	135.396	135.396
**D	DEUTSCHE ASSET MNGM INV GMBH FOR STIFTUNGSFONDS SVOP	0	89.909	89.909
**D	DEUTSCHE ASSET MNGM INV GMBH FOR DEAM-FONDS DVERG	0	45.000	45.000
**D	DEUTSCHE ASSET MNGM INV GMBH FOR DEAM FONDS PFM	0	70.000	70.000
**D	DEUTSCHE ASSET MNGM INV GMBH FOR DEAM-FONDS EXEMPLUM	0	15.000	15.000
**D	DEUTSCHE ASSET MNGM INV GMBH FOR DEAM FONDS NSW	0	40.500	40.500
**D	DEUTSCHE AM INV GMBH FOR DEAM FONDS RHEIN	0	340.000	340.000
**D	DEUTSCHE ASSET MNGM INV GMBH FOR DEAM FONDS KLILL	0	11.000	11.000
**D	DEUTSCHE ASSET MNGM INV GMBH FOR DEAM FONDS SFBWL	0	500.000	500.000
**D	DEUTSCHE ASSET MNGM INV GMBH FOR DEAM FONDS SLM 1	0	362.100	362.100
**D	DEUT ASS & WEALTH MNGM INV GMBH FOR DEAM-FONDS LHG 1	0	202.000	202.000
**D	DEUTSCHE ASSET MNGM INV GMBH FOR DEAM FONDS PMC 1	0	120.000	120.000
**D	DEUTSCHE ASSET MNGM INV GMBH FOR DEAM FONDS PKN 2	0	2.998.721	2.998.721
**D	DEUTSCHE ASSET MNGM INV GMBH FOR DEAM- FONDS OKA	0	30.000	30.000
**D	DEUTSCHE ASSET MNGM INV GMBH FOR DEAM FONDS AO 1	0	10.000	10.000
**D	DEUTSCHE ASSET MNGM INV GMBH FOR DEAM FONDS APD	0	5.000	5.000
**D	DEUTSCHE ASSET MNGM INV GMBH FOR DEAM FONDS UVG 1	0	23.400	23.400
**D	DEUTSCHE ASSET MNGM INV GMBH FOR DEAM FONDS PTF	0	77.000	77.000
**D	DEUTSCHE ASSET MNGM INV GMBH FOR DEAM FONDS RTU 1	0	20.000	20.000
**D	DEUTSCHE ASSET MNGM INV GMBH FOR DEAM FONDS PSF 1	0	31.304	31.304
**D	DEUTSCHE ASSET MNGM INV GMBH FOR DEAM FONDS SCSM	0	12.901	12.901
**D	DEUTSCHE ASSET MNGM INV GMBH FOR DEAM FONDS STK	0	28.600	28.600

753

LISTA ESITO DELLE VOTAZIONE  
 Oggetto: Determinazione compenso componenti Cda

FAVOREVOLI

Badge	Ragione Sociale	Proprio	Delega	Totale
***D	DEUTSCHE ASSET MNGM INV GMBH FOR DEAM FONDS SVSW	0	55.000	55.000
***D	DEUTSCHE ASSET MNGM INV GMBH FOR DEAM-FONDS UZS 1	0	50.000	50.000
***D	DEUTSCHE ASSET MNGM INV GMBH FOR STIFTUNGSFONDS SV 1	0	240.000	240.000
***D	DEUTSCHE ASSET MNGM INV GMBH FOR STIFTUNGSFONDS SVC 1	0	38.868	38.868
***D	DEUTSCHE ASSET MNGM INV GMBH FOR DEAM FONDS SVI	0	33.000	33.000
***D	DEUTSCHE ASSET MNGM INV GMBH FOR DEAM F STRATAV EUR STRATI	0	125.000	125.000
***D	DEUTSCHE ASSET MNGM INV GMBH FOR DEAM FONDS VEF	0	13.500	13.500
***D	DEUTSCHE ASSET MNGM INV GMBH FOR DEAM FONDS VEF	0	6.500	6.500
***D	DEUTSCHE ASSET MNGM INV GMBH FOR DEAM-HAD-MITARBEITER I	0	15.000	15.000
***D	DEUTSCHE ASSET MNGM INV GMBH FOR DEAM-HAD-MITARBEITER II	0	20.000	20.000
***D	DEUTSCHE ASSET MNGM INV GMBH FOR DEAM-FONDS LW1	0	150.000	150.000
***D	DEUTSCHE ASSET MNGM INV GMBH FOR DEAM-FONDS ZDB	0	16.000	16.000
***D	DEUTSCHE ASSET MNGM INV GMBH FOR DEAM FONDS PVZ 1	0	230.000	230.000
***D	DEUTSCHE ASSET MNGM INV GMBH FOR DEAM FONDS ZSB 1	0	60.000	60.000
***D	DEUTSCHE ASSET MNGM INV GMBH FOR DEAM-FONDS CPT	0	5.820	5.820
***D	DEUTSCHE ASSET MANAGEMENT INVESTMENT GMBH FOR DEUTSCHE RR17	0	49.044	49.044
***D	INTEL CORPORATION RETIREE MEDICAL PLAN TRUST	0	354.310	354.310
***D	STATE OF ALASKA DEPARTMENT OF ADMINISTRATION	0	211.155	211.155
***D	ALASKA COMMON TRUST FUND	0	110.644	110.644
***D	AQR COLLECTIVE INVESTMENT TRUST	0	345.600	345.600
***D	GREYSTONE INTERNATIONAL INCOME AND GROWTH FUND	0	94.448	94.448
***D	GREYSTONE GLOBAL INCOME + GROWTH FUND	0	1.068.850	1.068.850
***D	PANAGORA DYNAMIC GLOBAL EQUITY (EX TOBACCO) FUND	0	263.178	263.178
***D	THRIVENT PARTNER WORLDWIDE ALLOCATION FUND	0	579.002	579.002
***D	THRIVENT PARTNER WORLDWIDE ALLOCATION PORTFOLIO	0	1.182.987	1.182.987
***D	RUSSELL INSTITUTIONAL FUNDS, LLC-RUSSELL INTL EQUITY FUND	0	281.928	281.928
***D	RUSSELL INSTL FUNDS, LLC-RUSSELL MULTI-ASSET CORE PLUS FUND	0	133.718	133.718
***D	RUSSELL INSTITUTIONAL FUNDS, LLC-RUSSELL GLOB EQ PLUS FUND	0	10.935.993	10.935.993
***D	FLOURISH INVESTMENT CORPORATION	0	59.593	59.593
***D	OMERS ADMINISTRATION CORPORATION	0	236.311	236.311
***D	HONG KONG HOUSING SOCIETY	0	363.295	363.295
***D	GOV OF HM THE SULTAN AND YANG DI-PERTUAN OF BRUNEI DARUSSALAM	0	1.032.609	1.032.609
***D	BANK OF KOREA	0	270.659	270.659
***D	BIMCOR OVERSEAS POOLED FUND	0	541.008	541.008
***D	BIMCOR GLOBAL EQUITY POOLED FUND	0	7.145.000	7.145.000
***D	GOVERNMENT OF THE PROVINCE OF ALBERTA	0	3.908	3.908
***D	SPHERE FTSE EUROPE SUSTAINABLE YIELD INDEX ETF	0	15.447	15.447
***D	POWER ASSETS DEFINED CONTRIBUTION SCHEME	0	45.600	45.600
***D	SANOFI-AVENTIS US PENSION TRUST	0	174.679	174.679
***D	SSGA MSCI ACWI EX-USA INDEX NON-LENDING DAILY TRUST	0	434.785	434.785
***D	GAM INVESTMENT MANAGEMENT (SWITZERLAND) AG	0	9.120	9.120
***D	GAM INVST MANAG (SWITZ) AG VI VORSORGEINV VI CORE AKTN AUSLAND	0	194.636	194.636
***D	HARTFORD SCHROEDERS INTERNATIONAL MULTI-CAP VALUE FUND	0	1.867.747	1.867.747
***D	STATE STREET IRELAND UNIT TRUST	0		

754

LISTA ESITO DELLE VOTAZIONE  
 Oggetto: Determinazione compenso componenti Cda

FAVOREVOLI

Badge	Ragione Sociale	Proprio	Delega	Totale
**D	STANDARD LIFE INV GLO ABS RETURN STRAT MASTER FUND LTD.	0	2.182.476	2.182.476
**D	STANDARD LIFE INVEST GLOBAL FOCUSED STRATEGIES MASTER FUND LTD	0	520.890	520.890
**D	STANDARD LIFE INVEST GLOBAL FOCUSED STRATEGIES MASTER FUND LTD	0	23.030	23.030
**D	SSGA SPDR ETFS EUROPE I PUBLIC LIMITED COMPANY	0	1.052.072	1.052.072
**D	SSGA SPDR ETFS EUROPE II PUBLIC LIMITED COMPANY	0	1.121.453	1.121.453
**D	SIR DAVID TRENCH FUND FOR RECREATION	0	19.258	19.258
**D	SUNSUPER SUPERANNUATION FUND	0	915.151	915.151
**D	CALIFORNIA PUBLIC EMPLOYEES RETIREMENT SYSTEM	0	24.831.484	24.831.484
**D	ROMAN CATHOLIC BISHOP OF SPRINGFIELD A CORPORATION SOLE	0	8.322	8.322
**D	TEACHER RETIREMENT SYSTEM OF TEXAS	0	16.921.108	16.921.108
**D	CALIFORNIA STATE TEACHERS RETIREMENT SYSTEM	0	24.386.496	24.386.496
**D	TENNESSEE CONSOLIDATED RETIREMENT SYSTEM	0	5.134.859	5.134.859
**D	DEUTSCHE ASSET MNGM INV GMBH FOR DEAM-FONDS PG EQ	0	196.866	196.866
**D	AXA SWISS INSTITUTIONAL FUND - EQUITIES GLOBAL EX SWITZERLAND	0	99.000	99.000
**D	DEUTSCHE ASSET MNGM INV GMBH FOR DEAM-FONDS MIR 1	0	33.000	33.000
**D	DEUTSCHE ASSET MNGM INV GMBH FOR DEAM-FONDS GEN 1	0	80.000	80.000
**D	DEUTSCHE ASSET MNGM INV GMBH FOR DEAM-FONDS PTDB	0	47.194	47.194
**D	PINEBRIDGE GLOBAL FUNDS	0	240.269	240.269
**D	DEUTSCHE ASSET MNGM INV GMBH FOR DEAM-FONDS BPT	0	840.000	840.000
**D	METZLER ASSET MANAGEMENT GMBH FOR MI-FONDS 415	0	1.903.915	1.903.915
**D	DEUTSCHE ASSET MNGM INV GMBH FOR DEAM-FONDS RVT	0	30.000	30.000
**D	ALLIANZ GLOBAL INVESTORS GMBH FOR ALLIANZGI-FONDS HPT	0	221.286	221.286
**D	DEUTSCHE ASSET MNGM INV GMBH FOR DEAM-FONDS PAL 1	0	69.300	69.300
**D	DEUTSCHE ASSET MNGM INV GMBH FOR DEAM-FONDS GSK 1	0	85.000	85.000
**D	ASIAN DEVELOPMENT BANK	0	352.688	352.688
**D	UBS (IRL) ETF PLC	0	614.225	614.225
**D	SOUTH CALIF UTD FOOD & COMM WK UN & FOOD EMPL JOINT PENS TR F	0	811.564	811.564
**D	CAPITAL GROUP INTERNATIONAL EQUITY FUND (CANADA)	0	26.647	26.647
**D	CAPITAL INTERNATIONAL - GROWTH AND INCOME	0	49.000	49.000
**D	VANGUARD FTSE DEVELOPED EUROPE ALL CAP INDEX ETF	0	77.183	77.183
**D	VANGUARD DEVEL ALL-CAP EX NORTH AMERICA EOT IND POOLED FUND	0	70.153	70.153
**D	VANGUARD GLOBAL VALUE FACTOR ETF	0	14.116	14.116
**D	VANGUARD INVESTMENTS II COMMON CONTRACTUAL FUND	0	2.139	2.139
**D	VANGUARD INVESTMENTS COMMON CONTRACTUAL FUND	0	175.472	175.472
**D	VANGUARD FTSE DEVELOPED EUROPE INDEX ETF	0	619.874	619.874
**D	THE WELLINGTON TR CO NAT ASS MULT COLLECT INV F TRUST	0	17.315	17.315
**D	THE WELLINGTON TR CO NAT ASS MULT COMM, ENDURING ASSETS PTF	0	781.961	781.961
**D	WELLINGTON TR CO, NA MULT COMM TR F TR DAILY END ASS PTF	0	1.180.874	1.180.874
**D	WELLINGTON TR CO NAT ASS MULT COLLECTIVE INV F TRUST II	0	780	780
**D	WELLS FARGO BK DECL OF TR EST INV FUNDS FOR EMPLOYEE BEN TR	0	1.275.313	1.275.313
**D	WELLS FARGO DIVERSIFIED INTERNATIONAL FUND	0	123.875	123.875
**D		0	472.328	472.328
**D		0	79.600	79.600

755

Azionisti: 2718 Teste: 13  
 Azionisti in proprio: 5 Azionisti in delega: 2713



LISTA ESITO DELLE VOTAZIONE  
 Oggetto: Determinazione compenso componenti Cda

FAVOREVOLI

Badge	Ragione Sociale	Proprio	Delega	Totale
**D	WELLS FARGOMASTER TRUST DIVERSIFIED STOCK PORTFOLIO	0	361.086	361.086
**D	WELLS FARGO MASTER TRUST INTERNATIONAL VALUE PORTFOLIO	0	1.706.600	1.706.600
**D	WELLINGTON COMPOUND GROWTH, L.P.	0	22.297	22.297
**D	WISDOMTREE ISSUER PUBLIC LIMITED COMPANY	0	86.620	86.620
**D	WSIB INVESTMENTS (PUBLIC EQUITIES) POOLED FUND TRUST	0	2.196.350	2.196.350
**D	DIVERSIFIED MARKETS (2010) POOLED FUND TRUST	0	132.815	132.815
**D	WASHINGTON STATE INVESTMENT BOARD	0	12.387.571	12.387.571
**D	WISDOMTREE DYNAMIC CURRENCY HEDGED EUROPE EQUITY FUND	0	3.467	3.467
**D	WISDOMTREE DYNAMIC CURRENCY HEDGED INTRNL EQUITY FUND	0	252.437	252.437
**D	WISDOMTREE DYNAMIC CURRENCY HEDGED INTRNL EQUITY FUND	0	320.239	320.239
**D	WISDOMTREE DEFA EQUITY INCOME FUND	0	523.128	523.128
**D	WISDOMTREE INTERNATIONAL EQUITY FUND	0	38.618	38.618
**D	WISDOMTREE GLOBAL HIGH DIVIDEND FUND	0	325.411	325.411
**D	WISDOMTREE INTERNATIONAL LARGE CAP DIVIDEND FUND	0	2.918	2.918
**D	WISDOMTREE GLOBAL EX-U.S. HEDGED DIVIDEND FUND	0	1.030.200	1.030.200
**D	NEW YORK STATE TEACHERS RETIREMENT SYSTEM	0	3.196.543	3.196.543
**D	NEW YORK STATE TEACHERS RETIREMENT SYSTEM	0	756.683	756.683
**D	PENSIONFONDS METAAL OFF	0	478.800	478.800
**D	PRUDENTIAL RETIREMENT INSURANCE & ANNUITY COMPANY	0	23.896	23.896
**D	PRUDENTIAL RETIREMENT INSURANCE & ANNUITY COMPANY	0	97.407	97.407
**D	PRUDENTIAL RETIREMENT INSURANCE & ANNUITY COMPANY	0	1.247.430	1.247.430
**D	WELLINGTON MANAGEMENT FUNDS (IRELAND) PIC	0	196.459	196.459
**D	MANULIFE ASSET MANAGEMENT INTERNATIONAL EQUITY INDEX POOLED F	0	294.076	294.076
**D	SWISS & GLBL ASSET MGMT AG ON BHLF OF ZUR INVEST INSTIT FDS	0	32.073.349	32.073.349
**D	SS BK AND TRUST COMPANY INV FUNDS FOR TAXEXEMPT RETIREMENT PL	0	14.777	14.777
**D	SSGA EAFE INDEX PLUS NON-LENDING COMMON TRUST FUND	0	30.108	30.108
**D	SSGA ACWI INTEGR ALPHA SELECT NON-LENDING QP COMMON TRUST F	0	45.446	45.446
**D	SSGA INTERNATIONAL ALPHA NON-LENDING QP COMMON TRUST FUND	0	213.451	213.451
**D	SSGA RUSSELL FD GL EX-US INDEX NONLENDING QP COMMON TRUST FUND	0	276.836	276.836
**D	SSGA FTSE RAFT DEVELOPED 1000 INDEX NON-LENDING COMMON TR F	0	296.656	296.656
**D	STATE STREET GLOBAL MANAGED VOL ALPHA NON-LENDING COM TRUST FD	0	54.376	54.376
**D	GSO ADGM III COMMON CONTRACTUAL FUND	0	763.624	763.624
**D	STATE STREET SP GLO INFRA INDEX NON-LENDING COMMON TRUST FUND	0	768.762	768.762
**D	SSGA MSCI EUROPE SCREENED INDEX NON-LENDING COMMON TRUST FUND	0	98.469	98.469
**D	MSCI EAFE PROV SCREENED INDEX NON - LENDING COMMON TR FUND	0	10.350	10.350
**D	THE AB PORTFOLIOS - AB TAX-MANAGED BALANCED WEALTH STRATEGY	0	104.826	104.826
**D	THE AB PORTFOLIOS - AB BALANCED WEALTH STRATEGY	0	14.574	14.574
**D	THE AB PORTFOLIOS - AB CONSERVATIVE WEALTH STRATEGY	0	141.020	141.020
**D	THE AB PORTFOLIOS-AB TAX-MANAGED WEALTH APPRECIATION STRATEGY	0	251.500	251.500
**D	PWM VERMOGENSMANDAT - DWS	0	10.858.483	10.858.483
**D	INVESTEC GLOBAL STRATEGY FUND	0	132.422	132.422
**D	GLOBAL ADVANTAGE FUNDS - MAJOR MARKETS TEILFONDS	0	5.267.766	5.267.766
**D	STATE STREET GLOBAL ADVISORS LUXEMBOURG SICAV	0	12.000	12.000
**D	AXA WORLD FUNDS II	0		

Azionisti: 2718 Teste: 13  
 Azionisti in proprio: 5 Azionisti in delega: 2713

756

LISTA ESITO DELLE VOTAZIONE  
 Oggetto: Determinazione compenso componenti Cda

FAVOREVOLI

Badge	Ragione Sociale	Proprio	Delega	Totale
**D	AXA WORLD FUNDS	0	3.338.981	3.338.981
**D	ALLIANZ GLOBAL INVESTORS FUND	0	2.853.156	2.853.156
**D	RAS LOX FUND	0	75.000	75.000
**D	ALLIANZ SUISSE - STRATEGY FUND	0	34.842	34.842
**D	METALLRENTE FONDS PORTFOLIO	0	167.306	167.306
**D	ALLIANZ STIFTUNGSFONDS NACHHALTIGKEIT	0	143.248	143.248
**D	RP RENDITE PLUS	0	157.197	157.197
**D	BLACKROCK STRATEGIC FUNDS	0	521.370	521.370
**D	BLACKROCK GLOBAL INDEX FUNDS	0	655.587	655.587
**D	DB X-TRACKERS	0	26.602.244	26.602.244
**D	DEUTSCHE INVEST II	0	832.107	832.107
**D	DEUTSCHE INVEST I	0	2.385.032	2.385.032
**D	GOLDMAN SACHS FUNDS	0	5.714.158	5.714.158
**D	GOLDMAN SACHS FUNDS II	0	208.253	208.253
**D	GOLDMAN SACHS FUNDS III	0	73.786	73.786
**D	NEXTAM PARTNERS	0	45.048	45.048
**D	MFS MERIDIAN FUNDS	0	7.060.044	7.060.044
**D	KIEGER FUND I	0	24.729	24.729
**D	DB PRIVATMANDAT	0	377.228	377.228
**D	DEUTSCHE ASSET MNGM S.A. FOR VERM FLEXIBEL (80./ . TEILGESCH)	0	313.811	313.811
**D	DEUTSCHE ASSET MNGM S.A. FOR DWS VERMOEGENSMANDAT-DEFENSIV	0	149.015	149.015
**D	DEUTSCHE ASSET MNGM S.A. FOR DWS VERMOEGENSMANDAT-BALANCE	0	635.353	635.353
**D	DEUTSCHE ASSET MANAGEMENT S.A. FOR DEUTSCHE ESG EUROPEAN EQ	0	701.200	701.200
**D	DEUTSCHE ASSET MNGM S.A. FOR DWS ETOILE	0	25.286	25.286
**D	JULIUS BAER MULTISTOCK	0	2.193.898	2.193.898
**D	MULTILABEL SICAV	0	2.679.000	2.679.000
**D	SGKB (LUX) FUND	0	7.493	7.493
**D	MULTIFLEX SICAV	0	548.467	548.467
**D	GAM STAR (LUX)	0	1.169.994	1.169.994
**D	UBS ETF-UBS-ETF DJ EURO STOXX 50	0	2.281.511	2.281.511
**D	UBS ETF	0	5.791.734	5.791.734
**D	UBS ETF	0	256.798	256.798
**D	UBS ETF	0	348.753	348.753
**D	UBS ETF	0	311.276	311.276
**D	UBS ETF	0	861.814	861.814
**D	UBS ETF	0	1.900.931	1.900.931
**D	UBS ETF	0	182.463	182.463
**D	UBS ETF	0	541.241	541.241
**D	DEUTSCHE ASSET MNGM INV GMBH FOR VERMOEGENSMNGM RENDITE OP	0	47.301	47.301
**D	DEUTSCHE ASSET MNGM INV GMBH FOR ALBATROS FONDS OF	0	1.048.261	1.048.261
**D	DEUTSCHE AM INVESTMENT GMBH FOR DEUTSCHE AM LOWVOL EUROPE	0	75.000	75.000
**D	DEUTSCHE ASSET MNGM INV GMBH FOR E. ON AKTIENFONDS DWS	0	230.303	230.303
**D	DEUTSCHE ASSET MNGM INV GMBH FOR DWS VORSORGE AS (DYNAMIK)	0	95.646	95.646
**D	DEUTSCHE ASSET MNGM INV GMBH FOR DWS VORSORGE AS (FLEX)	0		

157

LISTA ESITO DELLE VOTAZIONE  
 Oggetto: Determinazione compenso componenti Cda

FAVOREVOLI

Badge	Ragione Sociale	Proprio	Delega	Totale
**D	DEUTSCHE ASSET MNGM INV GMBH FOR DWS TOP EUROPE	0	3.007.330	3.007.330
**D	DEUTSCHE ASSET MNGM INV GMBH FOR OPPENHEIM DYNAMIC EUROPE BAL	0	103.064	103.064
**D	DEUTSCHE ASSET MNGM INV GMBH FOR OP STRATEGIEPORTFOLIO IV	0	126.949	126.949
**D	DEUTSCHE ASSET MNGM INV GMBH FOR SOP EUROLANDWERTE	0	319.345	319.345
**D	DEUTSCHE ASSET MNGM INV GMBH FOR MULTI-INDEX EQUITY FUND	0	53.449	53.449
**D	DEUTSCHE ASS MGMT INVEST. MIT TEILGESE. FOR FIX INC AND ALT	0	162.755	162.755
**D	MONETARY AUTHORITY OF SINGAPORE	0	1.933.700	1.933.700
**D	ISHARES MSCI ACWI ETF	0	867.923	867.923
**D	ISHARES MSCI ACWI EX US ETF	0	776.221	776.221
**D	ISHARES EUROPE ETF	0	2.424.320	2.424.320
**D	ISHARES MSCI EAFE ETF	0	39.213.412	39.213.412
**D	ISHARES MSCI EAFE VALUE ETF	0	5.505.686	5.505.686
**D	ISHARES GLOBAL UTILITIES ETF	0	957.716	957.716
**D	ISHARES MSCI EUROZONE ETF	0	17.415.730	17.415.730
**D	ISHARES MSCI ITALY CAPED ETF	0	13.594.510	13.594.510
**D	ISHARES MSCI KOKUSAI ETF	0	41.662	41.662
**D	ISHARES GLOBAL INFRASTRUCTURE ETF	0	6.100.527	6.100.527
**D	ISHARES INTERNATIONAL SELECT DIVIDEND ETF	0	3.443.481	3.443.481
**D	BLACKROCK MSCI WORLD INDEX FUND OF BLACKROCK FUNDS	0	114.469	114.469
**D	BLACKROCK INST TRUST CO NA INV FUNDSFOR EMPLOYEE BENEFIT TR	0	52.431.612	52.431.612
**D	ISHARES CORE MSCI EAFE ETF	0	11.608.046	11.608.046
**D	ISHARES CORE MSCI TOTAL INTERNATIONAL STOCK ETF	0	1.753.340	1.753.340
**D	ISHARES MSCI INTERNATIONAL DEVELOPED ETF	0	11.248	11.248
**D	ISHARES MSCI WORLD ETF	0	84.746	84.746
**D	ISHARES CORE MSCI EAFE IMI INDEX ETF	0	338.281	338.281
**D	ISHARES MSCI EUROPE IMI INDEX ETF	0	123.863	123.863
**D	ISHARES CORE MSCI EUROPE ETF	0	1.460.820	1.460.820
**D	ISHARES MSCI EAFE ESG OPTIMIZED ETF	0	109.580	109.580
**D	ISHARES EDGE MSCI INTL VALUE FACTOR ETF	0	106.752	106.752
**D	ISHARES EDGE MSCI INTL VALUE FACTOR ETF	0	1.902	1.902
**D	ISHARES INTERNATIONAL FUNDAMENTAL INDEX ETF	0	186.245	186.245
**D	ISHARES GLOBAL MONTHLY DIVIDEND INDEX ETF (CAD-HEDGED)	0	48.231	48.231
**D	CONNECTICUT GENERAL LIFE INSURANCE COMEANY	0	32.594	32.594
**D	THRIFT SAVINGS PLAN	0	21.678.614	21.678.614
**D	BLACKROCK CDN MSCI EAFE EQUITY INDEX FUND	0	2.447.261	2.447.261
**D	CDN ACWI ALPHA TILTS FUND	0	100.529	100.529
**D	BLACKROCK CDN WORLD INDEX FUND	0	257.346	257.346
**D	BLACKROCK CDN MSCI EAFE INDEX PLUS FUND	0	57.333	57.333
**D	BLACKROCK INDEX FUNDS INC.-BLACKROCK INTERNATIONAL INDEX FUND	0	3.575.255	3.575.255
**D	BLACKROCK UTILITY AND INFRASTRUCTURE TRUST	0	2.947.617	2.947.617
**D	ACWI EX-US INDEX MASTER PORTFOLIO OF MASTER INVESTMENT PTF	0	425.427	425.427
**D	INTERNATIONAL TILTS MASTER PORTFOLIO OF MASTER INVESTMENT PTF	0	6.180	6.180
**D	RUSSELL DEVELOPED EX-U.S. LARGE CAP INDEX FUND B	0	60.398	60.398

Azionisti: 2718  
 Azionisti in proprio: 2713

Teste: 13  
 Azionisti in delega: 2713

758

**LISTA ESITO DELLE VOTAZIONE**  
**Oggetto: Determinazione compenso componenti Cda**

**FAVOREVOLI**

Badge	Ragione Sociale	Proprio	Delega	Totale
**D	MSCI EQUITY INDEX FUND B-ITALY	0	12.928	12.928
**D	WORLD ALPHA TILTS NON-LENDABLE FUND B	0	11.917	11.917
**D	BGI MSCI EUROPE EQUITY INDEX FUND B	0	2.267.806	2.267.806
**D	BGI MSCI EAFE EQUITY INDEX NON-LENDABLE FUND B	0	2.278.030	2.278.030
**D	BGI MSCI EMU IMI INDEX FUND B	0	7.364	7.364
**D	BLACKROCK MSCI EUROPE EQUITY ESG SCREENED INDEX FUND B	0	7.735	7.735
**D	EUROPEX-CONTROLSTAL WEAPONS EQUITY INDEX FUND B	0	826.215	826.215
**D	INTERNATIONAL ALPHA TILTS FUND B	0	403.561	403.561
**D	GLOBAL EX US ALPHA TILTS FUND B	0	8.562	8.562
**D	MASTER TRUST FOR CERTAIN TAX-QUAL BECHTEL RETIREMENT PLANS	0	289.312	289.312
**D	RUSSELL INVESTMENT COMPANY II PLC	0	2.922.775	2.922.775
**D	GLOBAL INTREPID - CANADA FUND	0	618.537	618.537
**D	INTREPID INTERNATIONAL - CANADA FUND	0	64.779	64.779
**D	MFS VARIABLE INSURANCE TRUST II - MFS GLOBAL RESEARCH PTF	0	123.309	123.309
**D	MFS RESEARCH INTERNATIONAL FUND	0	13.901.115	13.901.115
**D	MFS VARIABLE INSURANCE TRUST II - MFS RESEARCH INT PORTFOLIO	0	862.769	862.769
**D	IBM 401K PLUS PLAN	0	1.311.676	1.311.676
**D	DEPARTMENT OF STATE LANDS	0	408.924	408.924
**D	ALLIANCEBERNSTEIN COLLECTIVE INVESTMENT TRUST SERIES	0	98.804	98.804
**D	STATE OF ALASKA RETIREMENT AND BENEFITS PLANS	0	207.696	207.696
**D	DIGNITY HEALTH	0	397.420	397.420
**D	DIGNITY HEALTH RETIREMENT PLAN TRUST	0	437.107	437.107
**D	COLLEGE RETIREMENT EQUITIES FUND	0	9.535.529	9.535.529
**D	COLLEGE RETIREMENT EQUITIES FUND	0	1.045.215	1.045.215
**D	TIIA-CREF INTERNATIONAL EQUITY INDEX FUND	0	5.373.351	5.373.351
**D	MET INVESTOR SERIES TRUST-MFS RESEARCH INTERNATIONAL PTF	0	4.000.992	4.000.992
**D	CONAGRA FOODS MASTER PENSION TRUST	0	480.142	480.142
**D	PACE INTERNATIONAL EQUITY INVESTMENTS	0	1.929.324	1.929.324
**D	MERCY HEALTH	0	186.269	186.269
**D	BOSTON RETIREMENT SYSTEM	0	476.034	476.034
**D	VALIC COMPANY I - INTERNATIONAL EQUITIES FUND	0	549.725	549.725
**D	FONDATION LUCIE ET ANDRE CHAGNON	0	194.400	194.400
**D	STATE OF MINNESOTA	0	4.826.904	4.826.904
**D	ALAMEDA COUNTY EMPLOYEES' RETIREMENT ASSOCIATION	0	2.658.415	2.658.415
**D	MERCER NON-US CORE EQUITY FUND	0	975.027	975.027
**D	MERCER NON-US CORE EQUITY FUND	0	932.800	932.800
**D	JOHN HANCOCK INSURANCE COMPANY OF VERMONT	0	34.897	34.897
**D	MASSMUTUAL SELECT DIVERSIFIED INTERNATIONAL FUND	0	59.588	59.588
**D	SPDR MSCI ACWI EX-US ETF	0	473.830	473.830
**D	SPDR S&P GLOBAL INFRASTRUCTURE ETF	0	513.607	513.607
**D	SPDR S&P WORLD (EX-US) ETF	0	347.817	347.817
**D	SPDR S+P INTERNATIONAL UTILITIES SECTOR ETF	0	343.200	343.200
**D	CONSOLIDATED EDISON RETIREMENT PLAN	0	3.038.007	3.038.007

557

LISTA ESITO DELLE VOTAZIONE  
 Oggetto: Determinazione compenso componenti Cda

FAVOREVOLI

Badge	Ragione Sociale	Proprio	Delega	Totale
**D	MORGAN STANLEY INSTITUTIONAL FD TR - GLOBAL STRATEGIST PTF	0	59.837	59.837
**D	THE UNIVERSAL INST F INC - GLOBAL STRATEGIST PORTFOLIO	0	4.573	4.573
**D	ONTARIO TEACHERS PENSION PLAN BOARD	0	837.172	837.172
**D	UNIVERSAL INVESTMENT FUNDS	0	202.800	202.800
**D	SACRAMENTO COUNTY EMPLOYEES RETIREMENT SYSTEM	0	985.900	985.900
**D	PACIFIC SELECT FUND INTERNATIONAL VALUE PORTFOLIO	0	1.262.609	1.262.609
**D	WELLINGTON MGMT PTF KY-DIVERSIFIED INFLATION HEDGES PTF-Q INV	0	145.198	145.198
**D	MERCY HEALTH RETIREMENT TRUST	0	40.899	40.899
**D	MAJOR LEAGUE BASEBALL PLAYERS PENSION PLAN	0	328.500	328.500
**D	SPDR DJ EURO STOXX 50 ETF	0	8.988.586	8.988.586
**D	COMMON TRUST ITALY FUND	0	7.425.050	7.425.050
**D	WORLD INDEX OLUS SECURITIES LENDING COMMON TRUST FUND	0	73.464	73.464
**D	GE INVESTMENTS FUNDS, INC. - TOTAL RETURN FUND	0	251.900	251.900
**D	ISHARES II PUBLIC LIMITED COMPANY	0	33.950.055	33.950.055
**D	ISHARES V PUBLIC LIMITED COMPANY	0	4.834.778	4.834.778
**D	ISHARES III PUBLIC LIMITED COMPANY	0	458.954	458.954
**D	ISHARES VI PUBLIC LIMITED COMPANY	0	2.553.942	2.553.942
**D	ISHARES IV PUBLIC LIMITED COMPANY	0	345.383	345.383
**D	ISHARES VII PLC	0	2.468.214	2.468.214
**D	ABN AMRO MULTI-MANAGER FUNDS	0	14.556.077	14.556.077
**D	BLACKROCK AM DE AG FOR ISHARES EURO STOXX 50 UCITS ETF (DE)	0	9.988.343	9.988.343
**D	BLACKROCK AM DE FOR ISHARES EURO STOXX UCITS ETF (DE)	0	28.298.667	28.298.667
**D	BLACKROCK AM DE FOR ISHS STOXX EUROPE LARGE 200 UCITS ETF (DE)	0	3.019.934	3.019.934
**D	BLACKROCK AM DE FOR ISHARES STOXX EUROPE 600 UCITS ETF (DE)	0	81.575	81.575
**D	ISHARES I INV MIT TGV F ISHS ST EUROPE 600 UTILITIES UCITS ETF	0	5.378.368	5.378.368
**D	BLACKROCK AM SCHWEIZ AG OBO BIFS WORLD EX SWITZ EQ INDEX FUND	0	9.590.156	9.590.156
**D	AQR FUNDS- AQR STYLE PREMIA ALTERNATIVE FUND	0	37.297	37.297
**D	MAINSTAY 130/30 INTERNATIONAL FUND	0	6.615.063	6.615.063
**D	AQR FUNDS - AQR EQUITY MARKET NEUTRAL FUND	0	1.035.122	1.035.122
**D	AQR FUNDS- AQR STYLE PREMIA ALTERNATIVE LV FUND	0	1.183.665	1.183.665
**D	AQR FUNDS - AQR LONG SHORT EQUITY FUND	0	329.683	329.683
**D	AQR R.C. EQUITY AUSTRALIA FUND	0	3.514.155	3.514.155
**D	ARAB BANK FOR ECONOMIC DEVELOPMENT IN AFRICA	0	9.329	9.329
**D	MANAGED PENSION FUNDS LIMITED	0	499.210	499.210
**D	ABBEY LIFE ASSURANCE COMPANY LIMITED	0	6.636.154	6.636.154
**D	STATE STREET TRUSTEES LTD ATF ABERDEEN CAPITAL TRUST	0	1.351.910	1.351.910
**D	SCOTTISH WIDOWS INV SOLUTIONS F ICVC- EUROPEAN (EX UK) EQ FD	0	297.225	297.225
**D	LONDON BOROUGH OF TOWER HAMLETS PENSION FUND	0	2.577.166	2.577.166
**D	INVESTEC FUND MANAGERS SA LIMITED	0	174.349	174.349
**D	THE TRUSTEES OF CONOCOPHILLIPS PENSION PLAN	0	19.081	19.081
**D	BRUNEL INVESTMENT AGENCY	0	220.237	220.237
**D	FAMILY INVESTMENTS CHILD TRUST FUND	0	793.844	793.844
**D		0	224.400	224.400

760

LISTA ESITO DELLE VOTAZIONE  
 Oggetto: Determinazione compenso componenti Cda

FAVOREVOLI

Badge	Ragione Sociale	Proprio	Delega	Totale
**D	FAMILY INVESTMENTS GLOBAL ICVC FAMILY BALANCED INT FUND	0	198.962	198.962
**D	NOTTINGHAMSHIRE COUNTY COUNCIL PENSION FUND	0	266.950	266.950
**D	HSBC AS TRUSTEE FOR SSGA EUROPE EX UK EQUITY TRACKER FUND	0	5.535.951	5.535.951
**D	BNY MELLON TR+DEP ATF ST. JAMES'S PLACE GLOBAL EQ UNIT TR	0	9.273.436	9.273.436
**D	FP RUSSELL ICVC - INTERNATIONAL GROWTH ASSETS FUND	0	119.113	119.113
**D	THE TRUSTEES OF STAGECOACH GROUP PENSION SCHEME	0	572.200	572.200
**D	THE TRUSTEES OF JOHNSON & JOHNSON UK GROUP RETIREMENT PLAN	0	46.313	46.313
**D	TRANSNET RETIREMENT FUND	0	258.701	258.701
**D	TRANSPORT PENSION FUND	0	64.400	64.400
**D	OLD MUTUAL INVESTMENT GROUP (PTY) LTD	0	24.599	24.599
**D	OLD MUTUAL LIFE ASSURANCE COMPANY (SOUTH AFRICA) LIMITED	0	363.735	363.735
**D	FRIENDS LIFE LIMITED	0	226.931	226.931
**D	F+C INSTITUTIONAL INVESTMENT FUNDS ICVC- INST GLB EQ F	0	567.213	567.213
**D	STICHTING F AND C MULTI MANAGER EUROPEAN EQUITY ACTIVE	0	985.746	985.746
**D	STICHTING TRUST F AND C UNHEDGE	0	370.305	370.305
**D	FIRST STATE INVESTMENTS ICVC-FIRST STATE DIVERSIFIED GROWTH F	0	7.654	7.654
**D	THE TRUSTEES OF GOLDMAN SACHS UK RETIREMENT PLAN	0	14.405	14.405
**D	THE TRUSTEES OF THE KELLOGG BROWN AND ROOT (UK) LTD PENSION PL	0	85.800	85.800
**D	STICHTING PHILIPS PENSIOENFONDS	0	953.390	953.390
**D	NGAM INVESTMENT FUNDS U.K. ICVC - SEYOND FACT + EU EX UK EQ F	0	6.963	6.963
**D	GOVERNMENT INSTITUTIONS PENSION FUND	0	530.429	530.429
**D	THE TRUSTEES OF SAL PENSION SCHEME	0	53.870	53.870
**D	VANGUARD INV FDS ICVC-VANG FTSE DEV WOR LD EX - UK EQT IND FD	0	912.658	912.658
**D	VANGUARD INV F ICVC-VANGUARD FTSE DEV EUROPE EX-UK EQ INDEX F	0	1.979.382	1.979.382
**D	VANGUARD INV FUNDS ICVC-VANGUARD FTSE GLOB ALL CAP IND FUND	0	7.248	7.248
**D	SCOTTISH WIDOWS INV SOL F ICVC- FUNDAMENTAL INDEX GLB EQ F	0	1.373.509	1.373.509
**D	STATE STREET GLOBAL INDEX PLUS TRUST	0	292.426	292.426
**D	RUSSELL INTERNATIONAL SHARES FUND	0	537.228	537.228
**D	RUSSELL GLOBAL OPPORTUNITIES FUND	0	2.039.699	2.039.699
**D	STATE STREET INTERNATIONAL EQUITIES INDEX TRUST	0	353.189	353.189
**D	SPDR S+P WORLD EX AUSTRALIA FUND	0	26.483	26.483
**D	ACR GLOBAL ENHANCED EQUITY FUND	0	405.174	405.174
**D	CHRISTIAN SUPER	0	59.659	59.659
**D	EATON VANCE (AUSTRALIA) HEXAVEST ALL-COUNTRY GL EQUITY FUND	0	87.455	87.455
**D	FIRST STATE SUPERANNUATION SCHEME	0	1.140.198	1.140.198
**D	FIRST STATE SUPERANNUATION SCHEME	0	1.980.214	1.980.214
**D	RUSSELL TAX EFFECTIVE GLOBAL SHARES FUND	0	558.238	558.238
**D	MERCY SUPER	0	49.900	49.900
**D	PINEBRIDGE GLOBAL DYNAMIC ASSET ALLOCATION FUND	0	341.513	341.513
**D	STATE STREET GLOBAL EQUITY FUND	0	267.238	267.238
**D	STATE STREET INT EQTS INDEX TRUST EX TOBACCO EX CONTR WEAPONS	0	49.578	49.578
**D	WESTPAC INTERNATIONAL SHARE INDEX TRUST	0	327.739	327.739
**D	GMO GLOBAL EQUITY TRUST	0	12.902	12.902

761

LISTA ESITO DELLE VOTAZIONE  
 Oggetto: Determinazione compenso componenti Cda

FAVOREVOLI

Badge	Ragione Sociale	Proprio	Delega	Totale
**D	STATE PUBLIC SECTOR SUPERANNUATION SCHEME	0	68.798	68.798
**D	STATE PUBLIC SECTOR SUPERANNUATION SCHEME	0	619.253	619.253
**D	STATE PUBLIC SECTOR SUPERANNUATION SCHEME	0	34.514	34.514
**D	STATE PUBLIC SECTOR SUPERANNUATION SCHEME	0	232.534	232.534
**D	STATE PUBLIC SECTOR SUPERANNUATION SCHEME	0	302.584	302.584
**D	PANAGORA DYNAMIC GLOBAL EQUITY FUND	0	6.363	6.363
**D	UBS IQ MSCI WORLD EX AUSTRALIA ETHICAL ETF	0	5.152	5.152
**D	UBS IQ MSCI EUROPE ETHICAL ETF	0	100.843	100.843
**D	VFMC INTERNATIONAL EQUITY TRUST 1	0	184.189	184.189
**D	VFMC INTERNATIONAL EQUITY TRUST 2	0	29.143	29.143
**D	WORKERS COMPENSATION DUST DISEASES AUTHORITY	0	89.623	89.623
**D	CANADA PENSION PLAN INVESTMENT BOARD	0	10	10
**D	CANADA PENSION PLAN INVESTMENT BOARD	0	3.268.071	3.268.071
**D	THE TRUSTEES OF BP PENSION FUND	0	7.320	7.320
**D	INTERNATIONAL LP I	0	0	0
**D	CPPIB MAP CAYMAN SPC ACTING ON BEHALF OF AND FOR THE AMOUNT OF SEGREGATED PORTFOLIO DMAPLES CORPORATE SERVICES LTD	0	75.492	75.492
**D	LANSOWNE DEVELOPED MARKETS MASTER FUND LIMITED	0	60.610	60.610
**D	THE AVI CHAI FOUNDATION	0	8.500	8.500
**D	AECOM DC RETIREMENT PLANS SMA MASTER TRUST	0	59.617	59.617
**D	ANNE RAY FOUNDATION	0	193.803	193.803
**D	BAE SYSTEMS PENSION FUNDS COMMON INVESTMENT FUND	0	1.478.737	1.478.737
**D	CONTINENTAL AIRLINES, INC. PENSION MASTER TRUST	0	170.822	170.822
**D	COMBUSTION ENGINEERING 524(G) ASBESTOS PI TRUST	0	23.232	23.232
**D	CHURCH OF ENGLAND INVESTMENT FUND FOR PENSIONS	0	159.435	159.435
**D	THE NORTHERN TRUST COMPANY SUB-ADVISED COLLECTIVE FUNDS TRUST	0	4.719.683	4.719.683
**D	NORTHERN FUNDS INTERNATIONAL GROWTH EQUITY FUND	0	125.890	125.890
**D	ACORN 1998 TRUST	0	7.401	7.401
**D	FRANCISCAN ALLIANCE, INC.	0	436.398	436.398
**D	FORD MOTOR COMPANY DEFINED BENEFIT MASTER TRUST	0	323.548	323.548
**D	JTW TRUST NO. 3 UAD 9/19/02	0	40.707	40.707
**D	JTW TRUST NO. 1 UAD 9/19/02	0	23.997	23.997
**D	JTW TRUST NO. 4 UAD 9/19/02	0	52.574	52.574
**D	JTW TRUST NO. 2 UAD 9/19/02	0	28.836	28.836
**D	JOHCM INTERNATIONAL OPPORTUNITIES FUND	0	17.759	17.759
**D	MARGARET A. CARGILL FOUNDATION	0	145.685	145.685
**D	THE MAZENER FUND	0	494.846	494.846
**D	MICHIGAN CATHOLIC CONFERENCE MASTER PENSION TRUST	0	32.492	32.492
**D	ASCENSION HEALTHCARE MASTER PENSION TRUST	0	1.099.088	1.099.088
**D	NGEE ANN POLYTECHNIC	0	2.348	2.348
**D	THE TRUSTEES OF PARLIAMENTARY CONTRIBUTORY PENSION FUND	0	87.000	87.000
**D	NTCC COLLECTIVE FUNDS FOR EMPLOYEE BENEFIT TRUSTS	0	554.977	554.977
**D	SAMFORD UNIVERSITY PENSION PLAN TRUST	0	6.100	6.100
**D	SARASIN EQUISAR IIID FUND, A SUB FUND OF SARASIN FUNDS ICVC	0	140.000	140.000

762

LISTA ESITO DELLE VOTAZIONE  
 Oggetto: Determinazione compenso componenti Cda

FAVOREVOLI

Badge	Ragione Sociale	Proprio	Delega	Totale
**D	HRW TESTAMENTARY TRUST NO 3	0	19.837	19.837
**D	HRW TESTAMENTARY TRUST NO 1	0	74.837	74.837
**D	HRW TRUST NO 2 UAD 01/17/03	0	46.269	46.269
**D	HRW TESTAMENTARY TRUST NO. 10	0	57.366	57.366
**D	HRW TRUST NO 1 UAD 01/17/03	0	42.407	42.407
**D	WRIGLEY RETIREMENT PLAN	0	65.488	65.488
**D	WHEELS COMMON INVESTMENT FUND	0	208.097	208.097
**D	WHEELS COMMON INVESTMENT FUND	0	199.744	199.744
**D	HRW TESTAMENTARY TRUST NO. 11	0	53.127	53.127
**D	HRW TESTAMENTARY TRUST NO 6	0	38.729	38.729
**D	HRW TESTAMENTARY TRUST NO 4	0	32.492	32.492
**D	HRW TESTAMENTARY TRUST NO. 9	0	46.017	46.017
**D	HRW TESTAMENTARY TRUST NO. 8	0	46.256	46.256
**D	HRW TESTAMENTARY TRUST NO 2	0	32.139	32.139
**D	HRW TESTAMENTARY TRUST NO. 7	0	54.593	54.593
**D	HRW TRUST NO 4 UAD 01/17/03	0	33.778	33.778
**D	HRW TESTAMENTARY TRUST NO 5	0	32.649	32.649
**D	HRW TESTAMENTARY TRUST NO. 12	0	65.493	65.493
**D	HRW TRUST NO 3 UAD 01/17/03	0	39.490	39.490
**D	TOWERS WATSON PENSION SCHEME	0	40.000	40.000
**D	GUIDESTONE FUNDS INTERNATIONAL EQUITY FUND	0	1.577.192	1.577.192
**D	GUIDESTONE FUNDS INTERNATIONAL EQUITY FUND	0	952.400	952.400
**D	GUIDESTONE FUNDS INTERNATIONAL EQUITY FUND	0	160.157	160.157
**D	BANK OF BOTSWANA	0	62.320	62.320
**D	BANK OF BOTSWANA	0	151.255	151.255
**D	CHEVRON MASTER PENSION TRUST	0	397.700	397.700
**D	CHEVRON MASTER PENSION TRUST	0	317.029	317.029
**D	CHEVRON MASTER PENSION TRUST	0	56.558	56.558
**D	CHEVRON UK PENSION PLAN	0	96.724	96.724
**D	CHEVRON UK PENSION PLAN	0	199.400	199.400
**D	CHEVRON UK PENSION PLAN	0	52.037	52.037
**D	DOW RETIREMENT GROUP TRUST	0	21.246	21.246
**D	DONNELLEY FINANCIAL PENSION TRUST	0	183.706	183.706
**D	A.I. DUPONT TESTAMENTARY TRUST	0	228.572	228.572
**D	GENERAL PENSION AND SOCIAL SECURITY AUTHORITY	0	652.750	652.750
**D	HSEC - NORTH AMERICA (U.S.) PENSION TRUST	0	228.738	228.738
**D	HSBC - NORTH AMERICA (U.S.) PENSION TRUST	0	1.023.540	1.023.540
**D	INVESTMENT MASTER TRUST OF EXELIS INC.	0	2.650.700	2.650.700
**D	KENT COUNTY COUNCIL SUPERANNUATION FUND	0	351.900	351.900
**D	LSV INTERNATIONAL VALUE EQUITY TRUST	0	416.003	416.003
**D	MARSH AND MCLENNAN MASTER RETIREMENT TRUST	0	85.140	85.140
**D	MARSH AND MCLENNAN MASTER RETIREMENT TRUST	0	184.925	184.925
**D	NISSAN NORTH AMERICA, INC. EMPLOYEE RETIREMENT PL MSTR TRUST	0	618.375	618.375
**D	PZENA VALUE GROUP TRUST	0		
**D	PZENA VALUE GROUP TRUST	0		

763

Azionisti: 2718 Teste: 13  
 Azionisti in proprio: 5 Azionisti in delega: 2713



LISTA ESITO DELLE VOTAZIONE  
 Oggetto: Determinazione compenso componenti CdA

FAVOREVOLI

Badge	Ragione Sociale	Proprio	Delega	Totale
**D	SCHLUMBERGER LIMITED MASTER PENSION TRUST	0	137.471	137.471
**D	STANISLAUS COUNTY EMPLOYEES' RETIREMENT ASSOCIATION	0	403.200	403.200
**D	STATES OF GUERNSEY SUPERANNUATION FUND	0	41.133	41.133
**D	SPRINT MASTER TRUST	0	131.800	131.800
**D	MS TR AGREE UN VAR EMPL BEN PL UNIL US INC & ITS SUB & AFF	0	64.502	64.502
**D	WILSHIRE INTERNATIONAL EQUITY FUND	0	8.923	8.923
**D	BEAT DRUGS FUND ASSOCIATION	0	12.198	12.198
**D	HOSPITAL AUTHORITY PROVIDENT FUND SCHEME	0	1.196.526	1.196.526
**D	HONG KONG SAR GOVERNMENT EXCHANGE FUND	0	7.510.187	7.510.187
**D	ASCENSTON ALPHA FUND, LLC	0	1.914.175	1.914.175
**D	BUNTING INTERNATIONAL DEVELOPED EQUITY TE LLC	0	14.884	14.884
**D	CARROLL AVENUE PARTNERS LLC	0	5.208	5.208
**D	CARNELIAN INVESTMENT MANAGEMENT LLC	0	187.992	187.992
**D	CHESSEX INTERNATIONAL PROPERTIES, LTD.	0	8.331	8.331
**D	STATES OF JERSEY COMMON INVESTMENT FUND	0	50.623	50.623
**D	DOUBLE DIGIT CAGR LLC	0	112.287	112.287
**D	DELFINCO, LP	0	47.720	47.720
**D	DYNASTY INVEST, LTD	0	13.434	13.434
**D	DFI LP EQUITY (PASSIVE)	0	11.494	11.494
**D	SHY, LLC	0	41.283	41.283
**D	EVA VALLEY MA1 LLC	0	78.377	78.377
**D	PYRAMIS GLOBAL EX U.S.INDEX FUND LP	0	827.012	827.012
**D	FUNDO DE PENSEOES	0	77.155	77.155
**D	FS OVERLAY C - PARAMETRIC	0	258.556	258.556
**D	FOURTH AVENUE INVESTMENT COMPANY.	0	11.391	11.391
**D	FIDDLER PARTNERS LLC	0	44.768	44.768
**D	THE BUNTING FAM INT DEVELOPED EQUITY LIMITED LIABILITY CO	0	6.907	6.907
**D	GQG PARTNERS INTERNATIONAL EQUITY FUND-GQG PARTNERS SERIES LLC	0	7.322	7.322
**D	HASILAM FAMILY INVESTMENT PARTNERSHIP	0	801.420	801.420
**D	INTERVENTURE EQUITY INVESTMENTS LIMITED	0	2.276	2.276
**D	INTERVENTURE EQUITY INVESTMENTS LIMITED	0	118.551	118.551
**D	INTERNATIONAL EQUITY FUND	0	323.000	323.000
**D	THE JBUT MASTER INVESTMENT PARTNERSHIP LLP	0	107.178	107.178
**D	NTGI-QM COMMON DAILY EAFE INDEX FUND - NON LENDING	0	12.340	12.340
**D	LAKE AVENUE INVESTMENTS, LLC	0	799.367	799.367
**D	LEGAL & GENERAL MSCI EAFE FUND, LLC	0	156.281	156.281
**D	LEHMAN-STAMM FAMILY PARTNERS LLC	0	321.491	321.491
**D	LTV GROUP HOLDINGS, LLC	0	3.944	3.944
**D	LUNA LLC	0	99.478	99.478
**D	LOX PARTNERSHIP, LLC	0	93.954	93.954
**D	MF INTERNATIONAL FUND LLC	0	3.297	3.297
**D		0	47.438	47.438
**D		0	15.300	15.300

764

Azionisti: 13  
 Azionisti in proprio: 5  
 Azionisti in delega: 2713

LISTA ESITO DELLE VOTAZIONE  
 Oggetto: Determinazione compenso componenti Cda

FAVOREVOLI

Badge	Ragione Sociale	Proprio	Delega	Totale
**D	MONDRIAN INTERNATIONAL EQUITY ESG FUND L.P.	0	453.232	453.232
**D	MOUSSERENA, LP	0	888.424	888.424
**D	82A HOLDINGS, LLC	0	127.172	127.172
**D	OHANA HOLDINGS LLC	0	241.300	241.300
**D	OMEGA FFIP LIMITED PARTNERSHIP	0	33.136	33.136
**D	CINDY SPRINGS, LLC	0	182.933	182.933
**D	NTGI-QM COMMON DAILY ALL COUNWD EX-US INV MKT INDEX F NONLEND	0	200.699	200.699
**D	RDM LIQUID LLC	0	146.024	146.024
**D	RED LIFE REINSURANCE SERVICES LIMITED AGREEMENT	0	865.000	865.000
**D	RAMI PARTNERS, LLC	0	132.736	132.736
**D	SENTINEL INTERNATIONAL FUND	0	13.528	13.528
**D	SENTINEL INTERNATIONAL TRUST	0	93.919	93.919
**D	SIM GLOBAL BALANCED TRUST.	0	4.839	4.839
**D	SILVER GROWTH FUND, LP	0	11.626	11.626
**D	GLOBAL BOND FUND	0	168.321	168.321
**D	FCM INTERNATIONAL LLC	0	11.440	11.440
**D	LSAAV, LLC	0	30.800	30.800
**D	K INVESTMENTS SH LIMITED	0	1.149.920	1.149.920
**D	LEGAL & GENERAL MSCI EAFE SL FUND, LLC	0	270.152	270.152
**D	LSV INTERNATIONAL VALUE EQUITY LP	0	21.400	21.400
**D	LSV INTERNATIONAL (AC) VALUE EQUITY FUND, LP	0	1.611.600	1.611.600
**D	NTGI-QM COMMON DAILY EAFE INDEX FUND - LENDING	0	577.892	577.892
**D	PZENA VALUE TRUST	0	181.495	181.495
**D	VALUEQUEST PARTNERS LLC	0	28.229	28.229
**D	PZENA INTERNATIONAL VALUE SERVICE	0	19.684	19.684
**D	NTGI - QM COMM DAILY ALL COUNTRY WD EX-US EQ INDEX F - LEND	0	334.234	334.234
**D	NTCC COLLECTIVE FUNDS FOR GRANTOR TRUSTS	0	73.267	73.267
**D	SANFORD C. BERNSTEIN & CO DBT INTERNATIONAL VALDE SERIES	0	155.090	155.090
**D	THE BERNSTEIN INT VALUE (UNHEDEDGED CAP-WEIGHTED) SER	0	93.190	93.190
**D	FOOD & AGRICULTURE ORGANISATION OF THE UNITED NATIONS.	0	255.301	255.301
**D	INTER AMERICAN DEVELOPMENT BANK STAFF RETIREMENT FUND	0	420.202	420.202
**D	SANABEL INTERNATIONAL INVESTMENTS COMPANY	0	237.900	237.900
**D	UNITED NATIONS JOINT STAFF PENSION FUND	0	9.974.337	9.974.337
**D	UNITED NATIONS, ON BEHALF OF UNITED NATIONS UNIVERSITY END F	0	52.300	52.300
**D	INTERNATIONAL MONETARY FUND STAFF RETIREMENT PLAN	0	56.500	56.500
**D	INTERNATIONAL MONETARY FUND STAFF RETIREMENT PLAN	0	39.738	39.738
**D	UNIT NAT RELIEF AND WORKS AG FOR PALEST REF IN THE NEAR EAST	0	249.909	249.909
**D	MONDRIAN INTERNATIONAL EQUITY FUND L.P.	0	19.301.659	19.301.659
**D	MONDRIAN ALL COUNTRIES WORLD EX-US EQUITY FUND LP	0	5.405.610	5.405.610
**D	NATIONAL COUNCIL FOR SOCIAL SECURITY FUND, P.R.C	0	198.758	198.758
**D	MARITIME AND PORT AUTHORITY OF SINGAPORE	0	366.199	366.199
**D	URBAN REDEVELOPMENT AUTHORITY	0	54.289	54.289
**D	NATIONAL COUNCIL FOR SOCIAL SECURITY FUND, P.R.C	0	2.023.444	2.023.444

765

LISTA ESITO DELLE VOTAZIONE  
 Oggetto: Determinazione compenso componenti CdA

FAVOREVOLI

Badge	Ragione Sociale	Proprio	Delega	Totale
**D	FIDELITY SALEM STREET TRUST: FIDELITY FLEX INTERN INDEX FUND	0	565	565
**D	FIDELITY SALEM STREET TRUST FIDELITY SERIES GLOBAL EX U.S. INDEX FUND	0	1.654.588	1.654.588
**D	HAGFORS LIMITED	0	95.178	95.178
**D	MICROSOFT GLOBAL FINANCE	0	27.074	27.074
**D	BLUE SKY GROUP	0	2.652.126	2.652.126
**D	BLUE SKY GROUP	0	33.847	33.847
**D	NEW ZEALAND SUPERANNUATION FUND	0	2.144.164	2.144.164
**D	COMMONWEALTH SUPERANN CORP ATF ARIA INVESTMENTS TR	0	668.184	668.184
**D	QIC INTERNATIONAL EQUITIES FUND	0	57.359	57.359
**D	QUEENSLAND INVESTMENT TRUST NO 2	0	256.014	256.014
**D	GOVERNMENT EMPLOYEES SUPERANNUATION BOARD	0	636.259	636.259
**D	GOVERNMENT EMPLOYEES SUPERANNUATION BOARD	0	139.525	139.525
**D	MERCER PASSIVE INTERNATIONAL SHARES FUND	0	164.704	164.704
**D	MERCER OSS TRUST	0	1.162.034	1.162.034
**D	CATERPILLAR INVESTMENT TRUST	0	518.461	518.461
**D	CATERPILLAR INC MASTER RETIREMENT TRUST	0	1.766.944	1.766.944
**D	CATERPILLAR INC. GROUP INSURANCE PLAN TRUST	0	123.685	123.685
**D	CHILDREN'S HEALTHCARE OF ATLANTA, INC.	0	591.178	591.178
**D	COVENANT HEALTH	0	62.500	62.500
**D	CSAA INSURANCE EXCHANGE	0	342.414	342.414
**D	THE CULLEN TRUST FOR HEALTH CARE	0	47.952	47.952
**D	CLEARWATER INTERNATIONAL FUND	0	99.381	99.381
**D	CULTURAL INSTITUTIONS PENSION PLAN TRUST	0	142.638	142.638
**D	DOMINION RESOURCES INC. MASTER TRUST	0	212.340	212.340
**D	EMERSON ELECTRIC CO. RETIREMENT MASTER TRUST	0	179.000	179.000
**D	FLORIDA COLLEGE SAVINGS PROGRAM	0	80.745	80.745
**D	HUBBELL INCORPORATED MASTER PENSION TRUST	0	11.312	11.312
**D	STATE OF IDAHO ENDOWMENT FUND INVESTMENT BOARD	0	533.490	533.490
**D	STATE OF IDAHO ENDOWMENT FUND INVESTMENT BOARD	0	22.352	22.352
**D	THE LEVERHULME TRUST	0	233.893	233.893
**D	MONDRIAN GROUP TRUST	0	2.061.843	2.061.843
**D	MSA PENSION PLAN	0	108.220	108.220
**D	MICHIGAN CATHOLIC CONFERENCE	0	11.995	11.995
**D	NORTHERN FUNDS - INTERNATIONAL EQUITY INDEX FUND	0	2.637.338	2.637.338
**D	UNION OF THE SIS OF THE BLESSED VIRGIN MARY-GEN	0	162.592	162.592
**D	OLIN PENSION PLANS MASTER RETIREMENT TRUST	0	159.914	159.914
**D	OREGON STATE UNIVERSITY FOUNDATION MASTER CUSTODY AGREEMENT	0	71.400	71.400
**D	PEPSICO, INC. MASTER TRUST	0	83.920	83.920
**D	MASTER TR AGREE BETWEEN PFIZER INC AND THE NORTHERN TR CO	0	2.462.389	2.462.389
**D	MASTER TR AGREE BETWEEN PFIZER INC AND THE NORTHERN TR CO	0	255.134	255.134
**D	PREBYTERIAN CHURCH (USA) FOUNDATION	0	17.319	17.319
**D	NORTHERN TRUST GLOBAL INVESTMENTS COLLECTIVE FUNDS TRUST	0	15.474.160	15.474.160
**D	ST. JOSEPH HEALTH SYSTEM	0	25.695	25.695

766

Azionisti: 2718 Teste: 13  
 Azionisti in proprio: 5 Azionisti in delega: 2713

LISTA ESITO DELLE VOTAZIONE  
 Oggetto: Determinazione compenso componenti CdA

FAVOREVOLI

Badge	Ragione Sociale	Proprio	Delega	Totale
**D	VOL EMPL BEN ASS OF THE NON-REPR EMPL OF SOUT CAL EDISON CO	0	24.960	24.960
**D	1999 VOL EMPL BEN ASS NON-REPR EMPL OF SOUT CAL EDISON CO	0	17.028	17.028
**D	SAMFORD UNIVERSITY	0	5.532	5.532
**D	THE TRUSTEES OF THE HENRY SMITH CHARITY	0	254.591	254.591
**D	TRINITY COLLEGE CAMBRIDGE	0	56.565	56.565
**D	TYCO ELECTRONICS DEFINED BENEFIT PLANS MASTER TRUST	0	127.100	127.100
**D	GARRISON PROPERTY AND CASUALTY INSURANCE COMPANY	0	294.700	294.700
**D	HONEYWELL INTERNATIONAL INC MASTER RETIREMENT TRUST	0	1.402.045	1.402.045
**D	USAA MASTER TRUST (PENSION AND RSP)	0	16.854	16.854
**D	BANNER HEALTH	0	197.800	197.800
**D	CITY OF FRESNO RETIREMENT SYSTEMS	0	246.430	246.430
**D	CAMPBELL PENSION PLANS MASTER RETIREMENT TRUST	0	16.392	16.392
**D	THE COCA-COLA COMPANY MASTER RETIREMENT TRUST	0	735.000	735.000
**D	PUBLIC EMPLOYEES RETIREMENT ASSOCIATION OF COLORADO	0	6.883.832	6.883.832
**D	DUKE ENERGY CORPORATION MASTER RETIREMENT TRUST	0	613.200	613.200
**D	FRESNO COUNTY EMPLOYEES' RETIREMENT ASSOCIATION	0	281.749	281.749
**D	FLORIDA PREPAID COLLEGE PROGRAM	0	581.173	581.173
**D	STICHTING INSTITUUT GAK	0	67.198	67.198
**D	ILLINOIS MUNICIPAL RETIREMENT FUND	0	2.723.859	2.723.859
**D	CIVIL EMPL RET SYS OF THE POLICE DEP OF KANSAS CITY, MISSOURI	0	15.400	15.400
**D	POLICE RETIREMENT SYSTEM OF KANSAS CITY, MISSOURI	0	70.800	70.800
**D	LOS ANGELES CITY EMPLOYEES RETIREMENT SYSTEM	0	2.485.801	2.485.801
**D	CITY OF LOS ANGELES FIRE AND POLICE PENSION PLAN	0	519.694	519.694
**D	LOCKHEED MARTIN CORPORATION MASTER RETIREMENT TRUST	0	454.614	454.614
**D	LOCKHEED MARTIN CORPORATION MASTER RETIREMENT TRUST	0	237.083	237.083
**D	MISSOURI LOCAL GOVERNMENT EMPLOYEES RETIREMENT SYSTEM	0	251.100	251.100
**D	NORTH DAKOTA STATE INVESTMENT BOARD	0	1.342.000	1.342.000
**D	OKLAHOMA PUBLIC EMPLOYEES RETIREMENT SYSTEM	0	2.048.826	2.048.826
**D	SAN FRANCISCO CITY & COUNTY EMPLOYEES' RETIREMENT SYSTEM	0	80.000	80.000
**D	SAN FRANCISCO CITY & COUNTY EMPLOYEES' RETIREMENT SYSTEM	0	1.492.500	1.492.500
**D	SAN MATEO COUNTY EMPLOYEES' RETIREMENT ASSOCIATION	0	834.955	834.955
**D	FIRE AND POLICE PENSION FUND SAN ANTONIO	0	305.600	305.600
**D	SHRINERS HOSPITALS FOR CHILDREN	0	185.000	185.000
**D	CITY OF TALLAHASSEE	0	100.270	100.270
**D	TEACHERS'S RETIREMENT SYSTEM OF OKLAHOMA	0	1.055.906	1.055.906
**D	UNION PACIFIC CORPORATION MASTER RETIREMENT TRUST	0	439.400	439.400
**D	UTAH STATE RETIREMENT SYSTEMS	0	1.200.846	1.200.846
**D	USAA CASUALTY INSURANCE COMPANY	0	2.184.700	2.184.700
**D	USAA GENERAL INDEMNITY COMPANY	0	585.100	585.100
**D	CATASTROPHE REINSURANCE COMPANY	0	586.800	586.800
**D	VAN ANDEL INSTITUTE	0	159.864	159.864
**D	WYOMING RETIREMENT SYSTEM	0	191.723	191.723
**D	FORD MOTOR COMPANY OF CANADA, LIMITED PENSION TRUST	0	74.384	74.384

767

LISTA ESITO DELLE VOTAZIONE

Oggetto: Determinazione compenso componenti Cda

FAVOREVOLI

Badge	Regione Sociale	Proprio	Delega	Totale
**D	HSBC EUROPEAN FUND	0	143.345	143.345
**D	HSBC INTERNATIONAL EQUITY POOLED FUND	0	502.741	502.741
**D	HALIFAX REGIONAL MUNICIPALITY MASTER TRUST	0	114.435	114.435
**D	NAV CANADA PENSION PLAN	0	35.474	35.474
**D	OPSEU PENSION PLAN TRUST FUND	0	25.800	25.800
**D	FUTURE FUND BOARD OF GUARDIANS FOR AND ON BEHALF OF FUTURE F	0	672.628	672.628
**D	IBM DIVERSIFIED GLOBAL EQUITY FUND	0	73.461	73.461
**D	GARD COMMON CONTRACTUAL FUND	0	1.026.223	1.026.223
**D	SARASIN EQUISAR GLB THEMATIC F, A SUB F OF SARASIN F ICVC	0	5.812.893	5.812.893
**D	NEW IRELAND ASSURANCE COMPANY PLC	0	86.520	86.520
**D	NEW IRELAND ASSURANCE COMPANY PLC	0	44.256	44.256
**D	NATIONAL WESTMINSTER BANK PLC AS TRUSTEE OF KES STRAT INV F	0	2.703.513	2.703.513
**D	SARASIN GLOBAL HIGHER DIV FUND	0	306.572	306.572
**D	SARASIN EQ GLB THEM F (GBP HEDGED), A SUB FUND OF SARASIN F	0	995.046	995.046
**D	SARASIN GLB HIGHER DIVIDEND (GBP HEDGED)	0	645.858	645.858
**D	IAGAM GLOBAL EQUITY TRUST	0	534.755	534.755
**D	THE TRUSTEES OF THE BT PENSION SCHEME	0	321.225	321.225
**D	THE TRUSTEES OF CABLE & WIRELESS SUPERANNUATION FUND	0	1.061.968	1.061.968
**D	STICHTING HEINEKEN PENSIOENFONDS	0	235.823	235.823
**D	THE TRUSTESS OF IBM PENSION PLAN	0	68.843	68.843
**D	STICHTING PENSIOENFONDS IBM NEDERLAND	0	258.770	258.770
**D	STICHTING PENSIOENFONDS SAGITTARIUS	0	755.338	755.338
**D	STICHTING PENSIOENFONDS APF	0	188.800	188.800
**D	THE TRUSTEES OF CATERPILLAR PENSION PLAN	0	138.087	138.087
**D	THE TRUSTEES OF JAGUAR PENSION PLAN	0	173.100	173.100
**D	THE TRUSTEES OF LAND ROVER PENSION SCHEME	0	77.544	77.544
**D	THE TRUSTEES OF MICHELIN PENSION & LIFE ASSURANCE PLAN	0	304.586	304.586
**D	STAFFORDSHIRE COUNTY COUNCIL PENSION FUND	0	3.404.319	3.404.319
**D	STICHTING PENSIOENFONDS VAN DE METALEKTRO (EME)	0	766.983	766.983
**D	TYNE AND WEAR PENSION FUND	0	300.000	300.000
**D	MERSEYSIDE PENSION FUND	0	26.874	26.874
**D	HP INVEST COMMON CONTRACTUAL FUND	0	161.857	161.857
**D	HP INVEST COMMON CONTRACTUAL FUND	0	2.874.741	2.874.741
**D	NORTHERN TRUST UCITS COMMON CONTRACTUAL FUND	0	390.268	390.268
**D	COLONIAL FIRST STATE WHOLESALE INDEXED GLOBAL SHARE FUND	0	9.450	9.450
**D	COMMONWEALTH GLOBAL SHARE FUND 29	0	176.904	176.904
**D	WHITBREAD GROUP PENSION FUND	0	747.100	747.100
**D	UNITED SERVICES AUTOMOBILE ASSOCIATION	0	35.660	35.660
**D	HSBC UCITS COMMON CONTRACTUAL FUND	0	12.120	12.120
**D	KLEINWORT BENSON INVESTORS MASTER INVESTMENT FUND	0	140.000	140.000
**D	PREMIER ENERGY AND WATER TRUST PLC	0	167.000	167.000
**D	MUNICIPAL EMPLOYEES' ANNUITY AND BENEFIT FUND OF CHICAGO	0	82.750	82.750
**D	MUNICIPAL EMPLOYEES' ANNUITY AND BENEFIT FUND OF CHICAGO	0		

Azionisti: 2718 Teste: 13  
 Azionisti in proprio: 5 Azionisti in delega: 2713

268

LISTA ESITO DELLE VOTAZIONE  
 Oggetto: Determinazione compenso componenti Cda

FAVOREVOLI

Badge	Ragione Sociale	Proprio	Delega	Totale
**D	FP VERBATIM PORTFOLIO 5 INCOME FUND	0	60.000	60.000
**D	LEGAL & GENERAL GLOBAL EQUITY INDEX FUND	0	22.180	22.180
**D	NAT WEST BK AS TRUSTEE OF LEGAL & GENERAL EUROPEAN INDEX TR	0	4.288.864	4.288.864
**D	NAT WEST BK PLC AS TRUSTEE OF THE LEGAL & GENERAL INT IND TR	0	391.410	391.410
**D	PREMIER GLOBAL UTILITIES INCOME FUND	0	98.000	98.000
**D	PREMIER OPTIMUM INCOME FUND A SUB-FUND OF PREMIER FUNDS	0	509.253	509.253
**D	LEGAL & GENERAL ICAV	0	58.153	58.153
**D	SARASIN IE EQUISAR - GLOBAL THEMATIC (USD)	0	371.596	371.596
**D	SARASIN IE EQUISAR - GLOBAL THEMATIC FUND (GBP)	0	639.085	639.085
**D	SSGA GROSS ROLL UP UNIT TRUST	0	268.853	268.853
**D	KLEINWORT BENSON INVESTORS INSTITUTIONAL FUND PLC	0	193.248	193.248
**D	NORTHERN TRUST INVESTMENT FUNDS PUBLIC LIMITED COMPANY	0	670.426	670.426
**D	TT INTERNATIONAL FUNDS PLC	0	358.325	358.325
**D	LEGAL AND GENERAL AUTHORISED CONTRACTUAL SCHEME	0	42.691	42.691
**D	LEGAL & GENERAL AUTHORISED CONTRACTUAL SCHEME	0	107.221	107.221
**D	STATE TEACHERS RETIREMENT SYSTEM OF OHIO	0	4.287.156	4.287.156
**D	ILLINOIS STATE BOARD OF INVESTMENT	0	830.969	830.969
**D	BANCO NACIONAL DE PANAMA, ACTING AS TRUSTEE OF THE FIDEICOMISO DE FONDO DE AHORRO DE PANAMA	0	45.792	45.792
**D	STICHTING BEDRIJFST VOOR HET SCHOONMAK EN GLAZ	0	226.188	226.188
**D	KOMMUNAL LANDSPENSJONSKASSE GJENSIDIG FORSIKRINGSSELSKAP	0	546.748	546.748
**D	ABU DHABI RETIREMENT PENSIONS AND BENEFITS FUND	0	678.522	678.522
**D	STICHTING DOUWE EGBERTS PENSIOENFONDS ZORGVZERKEKERAARS	0	256.300	256.300
**D	STICHTING DOUWE EGBERTS PENSIOENFONDS	0	282.250	282.250
**D	STICHTING BEDRIJFST VOOR HET BEROEPSVERVOER OVER DE WEG	0	2.932.495	2.932.495
**D	STICHTING DELA DEPOSITARY AND MANAGEMENT	0	1.227.843	1.227.843
**D	STICHTING PENSIOENFONDS ING	0	460.406	460.406
**D	VERDIPAPIRFONDET KLP AKSJEGLOBAL INDEX 1	0	946.958	946.958
**D	VERDIPAPIRFONDET KLP AKSJEEUROPA INDEKS 1	0	463.378	463.378
**D	VERDIPAPIRFONDET KLP AKSJEGLOBAL LAVBETA I	0	2.603.704	2.603.704
**D	NORTHERN TRUST UCITS FGR FUND	0	1.583.349	1.583.349
**D	UNIVEST	0	1.623.819	1.623.819
**D	NORTH TR LUX CO I ITS CAP MNGM OF SCHLUM STAFF RET F FCP-SIF	0	167.791	167.791
**D	IPM EQUITY UMBRELLA FUND	0	85.135	85.135
**D	EURIZON CAPITAL SGR SPA - EURIZON RENDITA	0	72.997	72.997
**D	EURIZONCAPITAL SGR S.P.A. - EURIZON AZIONI AREA EURO	0	181.543	181.543
**D	EURIZON CAPITAL SGR SPA - EURIZON PROGETTO ITALIA 70	0	315.406	315.406
**D	EURIZONCAPITAL SGR S.P.A. - EURIZON AZIONI ITALIA	0	4.305.155	4.305.155
**D	EURIZON CAPITAL SGR SPA - EURIZON PROGETTO ITALIA 40	0	353.658	353.658
**D	EIS - MULTIFASSET RISK OVERLAY	0	44.735	44.735
**D	EPF - ENHANCED CONSTANT RISK CONTRIBUTION	0	38.190	38.190
**D	EPF - EQUITY ITALY	0	992.004	992.004
**D	EPF - EURO Q-EQUITY	0	126.860	126.860
**D	EPF - Q-FLEXIBLE	0	566.071	566.071

769

LISTA ESITO DELLE VOTAZIONE  
 Oggetto: Determinazione compenso componenti Cda

FAVOREVOLI

Badge	Ragione Sociale	Proprio	Delega	Totale
**D	ROSSINI - AZIONARIO EURO	0	4.020	4.020
**D	ROSSINI - BILANCIATO	0	1.198	1.198
**D	EUF - EQUITY EUROPE LTE	0	691.200	691.200
**D	EUF - EQUITY EURO LTE	0	256.865	256.865
**D	EUF - EQUITY ITALY SMART VOLATILITY	0	526.571	526.571
**D	ISE - VALORE CEDOLA GLOBALE - 02/2015	0	251.776	251.776
**D	ISE - VALORE CEDOLA GLOBALE - 04/2015	0	107.388	107.388
**D	ISE - GLOBAL DYNAMIC MULTITRENDER - 06/2015	0	52.847	52.847
**D	ISE - VALORE CEDOLA GLOBALE - 07/2015	0	60.968	60.968
**D	ISE - VALORE CEDOLA GLOBALE - 09/2015	0	61.099	61.099
**D	ISE - GLOBAL INCOME MULTITRENDER - 09/2015	0	142.189	142.189
**D	ISE - MULTIASSET CEDOLA GLOBALE - 12/2015	0	244.958	244.958
**D	ISE - DYNAMIC INCOME MULTITRENDER - 01/2016	0	31.663	31.663
**D	ISE - MULTIASSET CEDOLA GLOBALE - 02/2016	0	263.643	263.643
**D	ISE - MULTIASSET ABSOLUTE 3 ANNI - 04/2016	0	81.909	81.909
**D	ISE - MULTIASSET ABSOLUTE 3 ANNI - 07/2016	0	70.151	70.151
**D	EPF - ABSOLUTE Q-MULTISTRATEGY	0	12.037	12.037
**D	AMUNDI SIF EUROPEAN EQUITY INDEX FUND	0	22.697	22.697
**D	FONDACO ROMA EURO BALANCED CORE	0	3.185	3.185
**D	OPCYM SERFOND EQUITY FACTOR INVESTING EURO	0	141.309	141.309
**D	NATIXIS EURO VALUE EQUITY	0	239.557	239.557
**D	CNP ASSURANCES SA	0	8.104.840	8.104.840
**D	FCP EDMOND DE ROTHSCHILD EURO SRI	0	224.000	224.000
**D	IBM FRANCE	0	139.157	139.157
**D	FCP HAMELIN DIVERSIFIE FLEX II	0	14.112	14.112
**D	AA FORTIS TACTIQUE	0	752.834	752.834
**D	A.A. - BNP PAM -ISR	0	1.067.170	1.067.170
**D	FCP CARPIMKO EUROPE	0	330.774	330.774
**D	FCP AMUNDI PULSATIONS	0	1.164.592	1.164.592
**D	FCP RSI EURO P	0	1.704.926	1.704.926
**D	EPARGNE PRUDENCE THALES	0	111.355	111.355
**D	FCPE AMUNDI LABEL EQUILIBRE	0	78.140	78.140
**D	EVIAN A EQUILIBRE	0	20.408	20.408
**D	I.S. DYNAMIQUE	0	13.473	13.473
**D	N 1 RENDEMENT USINOR	0	28.119	28.119
**D	VOCATION MARCHE ARIANESPACE CONSEIL DE SURVEILLANCE DU FCP	0	9.645	9.645
**D	FCPE AMUNDI LABEL PRUDENCE	0	49.773	49.773
**D	FCPE AMUNDI LABEL DYNAMIQUE	0	71.002	71.002
**D	LV CHALLENGE	0	86.642	86.642
**D	FCP A.A. - GROUPAMA - ISR	0	680.000	680.000
**D	ADPACTIONS	0	13.162	13.162
**D	ADPARGNE	0	8.955	8.955
**D	FCP FDRN AMUNDI	0	210.831	210.831

off

LISTA ESITO DELLE VOTAZIONE  
 Oggetto: Determinazione compenso componenti Cda

## FAVOREVOLI

Badge	Ragione Sociale	Proprio	Delega	Totale
**D	ARRCO LONG TERME D ACTIONS	0	710.541	710.541
**D	FCP CRN SOGE ACTIONS	0	217.646	217.646
**D	CARP - INDO	0	576.857	576.857
**D	FCP TONI ACTIONS 100	0	462.045	462.045
**D	FCP VIVACCIO ACTIONS	0	1.957.301	1.957.301
**D	LBPAM ACTIONS INDIICE	0	1.930.610	1.930.610
**D	LBPAM PROFIL 80 PEA	0	537.509	537.509
**D	LBPAM PROFIL 100	0	312.062	312.062
**D	EGEPARGNE ACTIONS ISR-ACTIONS INTER	0	100.000	100.000
**D	FCP ICARE	0	165.432	165.432
**D	LBPAM ACTIONS DIVIDENDES EUROPE	0	2.816.723	2.816.723
**D	FCPE TECHNIP DYNAMIQUE	0	42.645	42.645
**D	FCPE TECHNIP EQUILLIBRE	0	43.364	43.364
**D	AGIRA RETRAITE DIVERSIFIE	0	186.681	186.681
**D	LA BANQUE POSTALE ASSET MANAGEMENT	0	267.681	267.681
**D	FCP CAVEC GROUPAMA DIVERSIFIE	0	160.397	160.397
**D	FCP BERRI ACTIONS	0	79.964	79.964
**D	FCP FORT ROYAL EQUILLIBRE	0	125.905	125.905
**D	VILLIERS ALTO	0	223.084	223.084
**D	ARIA	0	7.766	7.766
**D	FCP AMUNDI HORIZON	0	1.736.743	1.736.743
**D	PREDICA ISR EUROPE	0	16.398	16.398
**D	LBP INDEX EURO PEA 90 SEPTEMBRE2021	0	39.046	39.046
**D	GRD20	0	942.077	942.077
**D	PREDIQUANT A2 - DIVIDENDES EURO	0	1.253.486	1.253.486
**D	PREDIQUANT A2 ACTIONS EUROPE	0	2.930.168	2.930.168
**D	GRD 18 ACTIONS	0	206.445	206.445
**D	FCP LBP EUROCAP PEA 90 NOVEMBRE2021	0	34.613	34.613
**D	GRD 12 ACTIONS	0	382.184	382.184
**D	GROUPAMA ASSET MANAGEMENT	0	642.603	642.603
**D	LBPAM STRATEGIE PEA 1	0	316.323	316.323
**D	FCP PORTFOLIO ICR ACTIONS	0	108.134	108.134
**D	FCP BOURBON 4	0	179.866	179.866
**D	UNIVERS CNP 1	0	441.860	441.860
**D	FC CARPIMKO	0	301.369	301.369
**D	CNP ACP ACTIONS LT	0	61.233	61.233
**D	CONCORDE 96	0	174.576	174.576
**D	FCP NATIXIS IONIS	0	52.271	52.271
**D	FCP ECUREULL PROFIL 90	0	2.349.595	2.349.595
**D	FCP CNP GGR	0	16.256	16.256
**D	FCP NATEXIS PERFORMANCE 9	0	149.951	149.951
**D	FCP ABP PERP	0	209.520	209.520
**D	FCP RSRC DIVERSIFIE	0	796.959	796.959

Pagina 62

Azionisti: 2718 Teste: 13  
 Azionisti in proprio: 5 Azionisti in delega: 2713

771



LISTA ESITO DELLE VOTAZIONE  
 Oggetto: Determinazione compenso componenti Cda

## FAVOREVOLI

Badge	Ragione Sociale	Proprio	Delega	Totale
**D	CARB DIVERSIFIE	0	388.853	388.853
**D	FCP RL PREVOYANCE	0	190.184	190.184
**D	FCPE NATIXIS ES ACTIONS EURO	0	438.455	438.455
**D	FCPE IBM FRANCE F	0	99.710	99.710
**D	DUGWAY ACTIONS EUROPE	0	133.532	133.532
**D	FCP ERISA DIVERSIFIE 2	0	495.000	495.000
**D	FCP FONDATION EUROPE	0	200.000	200.000
**D	SICAV EPARGNE ETHIQUE ACTIONS	0	184.000	184.000
**D	SICAV CHOIX SOLIDAIRE	0	122.089	122.089
**D	FCP ECOFI FLEXIBLE	0	33.822	33.822
**D	MEDI ACTIONS	0	1.500.000	1.500.000
**D	FCP MEDI ACTIONS EURO	0	180.000	180.000
**D	FCP AMUNDI ACTIONS EUROPE ISR	0	103.642	103.642
**D	FCP AMUNDI RENDEMENT PLUS	0	250.881	250.881
**D	SICAV AMUNDI ACTIONS EURO ISR	0	531.970	531.970
**D	HARMO PLACEMENT 2	0	274.939	274.939
**D	ASSURDIX	0	979.263	979.263
**D	FCPE AMUNDI RESA ACTIONS EURO	0	619.212	619.212
**D	ATOUT MODERATIONS	0	360.037	360.037
**D	FCP CPR CONSOMMATEUR ACTIONNAIRE	0	95.826	95.826
**D	FCPE AMUNDI RESA ESG ACTIONS EURO	0	558.581	558.581
**D	FCP CNP ASSUR EUROPE NEUFLIZE OBC	0	400.000	400.000
**D	CPR EURO HIGH DIVIDEND	0	368.042	368.042
**D	CPR GLOBAL EQUITY ALL REGIME	0	117.209	117.209
**D	FCPE AMUNDI PREM PATRIMOINE	0	132.376	132.376
**D	CPR EUROLAND	0	2.358.830	2.358.830
**D	AMUNDI ETF EURO STOXX 50 UCITS ETF DR	0	7.013.120	7.013.120
**D	FCP CPR ACTIVE EUROPE	0	225.970	225.970
**D	FCP AMUNDI ERF MSCI EUROPE EX EMU PEA UCITS ETF	0	2.952.746	2.952.746
**D	FCP CPR PROGRES DURABLE EUROPE	0	30.733	30.733
**D	PREDIQUANT EUROCROISSANCE A2	0	138.785	138.785
**D	FCP BFT EUROPE DIVIDENDES	0	330.000	330.000
**D	AMUNDI PATRIMOINE	0	384.317	384.317
**D	SICAV EURO CAPITAL DURABLE	0	800.000	800.000
**D	FCP GROUPAMA EURO STOCK	0	229.700	229.700
**D	SICAV MONDE GAN	0	77.564	77.564
**D	FCP FEDERAL ACTIONS RENDEMENT	0	450.000	450.000
**D	FEDERAL CONVICTON ISR EURO	0	1.600.000	1.600.000
**D	FCP FEDERAL CROISSANCE	0	476.000	476.000
**D	FCP FEDERAL OPTIMAL	0	428.000	428.000
**D	ATOUT EUROPE HAUT RENDEMENT	0	53.091	53.091
**D	ATOUT EUROPE SMART BETA	0	118.398	118.398
**D	FDC A2 POCHE TITRES	0	233.931	233.931

772

LISTA ESITO DELLE VOTAZIONE  
 Oggetto: Determinazione compenso componenti Cda

## FAVOREVOLI

Badge	Ragione Sociale	Proprio	Delega	Totale
**D	AMUNDI ACTIONS INTLES WORLD PL	0	11.921	11.921
**D	ATOUT EUROLAND HAUT RENDEMENT	0	788.238	788.238
**D	ATOUT EUROLAND MIN VAR	0	417.739	417.739
**D	LCL ACTIONS EURO HAUT RENDEMENT	0	468.692	468.692
**D	LCL ACTIONS EURO MIN VAR	0	244.099	244.099
**D	LCL ACTIONS EUROPE SMART BETA	0	39.469	39.469
**D	LCL ACTIONS EUROPE MAX DIV.	0	37.392	37.392
**D	FCP ENERGIES RENOUVELABLES	0	30.000	30.000
**D	PALATINE MEDITERRANEA SICAV	0	30.000	30.000
**D	AMUNDI ACTIONS INTERNATIONALES DYNAMIC RISK FACTOR	0	3.839	3.839
**D	CROISSANCE DIVERSIFIEE	0	18.192	18.192
**D	IXIS EURO ACTIONS	0	1.917.832	1.917.832
**D	FCP ECUREUIL PROFIL 75	0	994.504	994.504
**D	NATIXIS ACTIONS EUROPE RENDEMENT	0	222.159	222.159
**D	CNP ASSUR VALEURS	0	60.780	60.780
**D	NATIXIS ACTIONS EUROPE SECTEURS	0	101.430	101.430
**D	FCP HSBC DYNAFLEXIBLE	0	183.304	183.304
**D	FCP HSBC ACTIONS EUROPE	0	1.862.901	1.862.901
**D	FCP HSBC ACTIONS MONDE	0	181.580	181.580
**D	HSBC ACTIONS DEVELOPPEMENT DURAB	0	999.002	999.002
**D	ECOFI ACTIONS SCR	0	65.506	65.506
**D	AMUNDI FUNDS EQUITY EUROPE MINIMUM VARIANCE	0	1.400.871	1.400.871
**D	AMUNDI LUXEMBOURG SA	0	100.000	100.000
**D	AMUNDI FUNDS EQUITY EURO RISK PARITY	0	854.743	854.743
**D	STG PFDS CORP EXPRESS MANDAAT ALLIANCE CAPITA	0	51.257	51.257
**D	STICHTING BEDRIJFSPENSIOENFONDSVOOR DE LANDBOUW MANDAAT BLACKRO	0	2.956.244	2.956.244
**D	STG PFDS V.D. GRAFISCHE	0	2.823.252	2.823.252
**D	STG PFDS AHOLD	0	372.270	372.270
**D	ST. SPOORWEGPFDS MANDAAT BLACKROCK	0	111.993	111.993
**D	STICHTING PENSIOENFONDS OPENBAAR VERVOER	0	48.167	48.167
**D	BPL	0	2.687.222	2.687.222
**D	STG PFDS ACHMEA MANDAAT BLACKROCK	0	398.277	398.277
**D	STG BEDRIJFSTAKPFDS V H	0	96.272	96.272
**D	STG BPF VD DETAILHANDEL MND BLACKROCK MSCI EMEA	0	1.334.049	1.334.049
**D	ST BEW S.A. BEL.POOLS GLOB.EQ. FACTOR FUND	0	271.950	271.950
**D	PETTELAR EFFECTENBEW. INZ. SNSRESP. IND. FND	0	1.310.859	1.310.859
**D	AMUNDI INDEX SOLUTIONS	0	1.422.281	1.422.281
**D	BRIDGEWATER PURE ALPHA TRADING COMPANY II, LTD	0	18.242.169	18.242.169
**D	RUSSELL OVERSEAS EQUITY FUND	0	267.700	267.700
**D	RUSSELL OVERSEAS EQUITY FUND	0	133.783	133.783
**D	RUSSELL OVERSEAS EQUITY FUND	0	214.659	214.659
**D	RUSSELL OVERSEAS EQUITY FUND	0	230.700	230.700
**D	RUSSELL OVERSEAS EQUITY FUND	0	44.274	44.274

773

LISTA ESITO DELLE VOTAZIONE  
 Oggetto: Determinazione compenso componenti Cda

FAVOREVOLI

Badge	Ragione Sociale	Proprio	Delega	Totale
**D	RUSSELL GLOBAL EQUITY FUND .	0	318.400	318.400
**D	RUSSELL OVERSEAS EQUITY POOL .	0	1.138.179	1.138.179
**D	RUSSELL GLOBAL EQUITY POOL	0	148.701	148.701
**D	AGF EUROPEAN EQUITY FUND	0	284.238	284.238
**D	HARMONY OVERSEAS EQUITY POOL	0	75.800	75.800
**D	AGF ALL WORLD TAX ADVANTAGE GROUP LIMITED	0	499.904	499.904
**D	EAFE EQUITY FUND .	0	200.629	200.629
**D	BRUCE POWER PENSION PLAN	0	153.441	153.441
**D	THE CANADA LIFE ASSURANCE COMPANY	0	247.223	247.223
**D	COLLEGES OF APPLIED ARTS AND TECHNOLOGY PENSION P	0	859.300	859.300
**D	COLLEGES OF APPLIED ARTS AND TECHNOLOGY PENSION P	0	1.207.430	1.207.430
**D	THE CANADIAN MEDICAL PROTECTIVE ASSOCIATION	0	90.976	90.976
**D	ONTARIO POWER GENERATION INC .	0	367.833	367.833
**D	BNY MELLON EMPLOYEE BENEFIT COLLECTIVE INVESTMENT FUND PLAN	0	6.084.308	6.084.308
**D	THE ROYAL INST FOR THE ADVANCEMENT OF LEARNING MCGILL UNIVERSITY	0	105.681	105.681
**D	BMO MONTHLY INCOME FUND	0	300.702	300.702
**D	BMO GLOBAL INFRASTRUCTURE FUND	0	130.169	130.169
**D	FRONTIERS INTERNATIONAL EQUITY POOL	0	67.635	67.635
**D	THE GREAT-WEST LIFE ASSURANCE COMPANY	0	201.256	201.256
**D	BOSTON COMPANY INC POOLED EMPLOYEE FUNDS INTL CORE EQUITY FD II	0	142.993	142.993
**D	COUNSEL DEFENSIVE GLOBAL EQUITY	0	8.237	8.237
**D	IMPERIAL TOBACCO PENSION INVESTMENT TRUST FUND	0	227.816	227.816
**D	IUOE LOCAL 793 MEMBERS PENSION BENEFITTRUST OF ONTARIO	0	269.666	269.666
**D	BMO MSCI EAFE INDEX ETF	0	703.825	703.825
**D	LUCENT TECHNOLOGIES INC. DEFINED CONTRIBUTION PLAN MASTER TRUST	0	201.190	201.190
**D	LONDON LIFE INSURANCE COMPANY .	0	2.356.082	2.356.082
**D	GLOBAL INFRASTRUCTURE EQUITY FUND LONDON CAPITAL	0	70.184	70.184
**D	U.S. AND INTERNATIONAL SPECIALTY CLASS	0	17.482	17.482
**D	MCGILL UNIVERSITY PENSION FUND	0	92.464	92.464
**D	ONTARIO PENSION BOARD .	0	1.391.144	1.391.144
**D	RENAISSANCE GLOBAL EQUITY PRIVATE POOL	0	30.081	30.081
**D	RENAISSANCE REAL ASSETS PRIVATEPOOL	0	336.300	336.300
**D	STATE OF WISCONSIN INVESTMENT BOARD	0	558.517	558.517
**D	STATE OF WISCONSIN INVESTMENT BOARD	0	4.158.226	4.158.226
**D	STATE OF WISCONSIN INVESTMENT BOARD	0	3.739.814	3.739.814
**D	STATE OF WISCONSIN INVESTMENT BOARD	0	767.092	767.092
**D	STATE OF WISCONSIN INVESTMENT BOARD	0	1.789.840	1.789.840
**D	TD EMERALD INTERNATIONAL EQUITYINDEX FUND	0	251.036	251.036
**D	DUKE UNIVERSITY	0	53.547	53.547
**D	TD EUROPEAN INDEX FUND .	0	2.354	2.354
**D	TD INTERNATIONAL EQUITY INDEX ETF	0	6.863.850	6.863.850
**D	PUBLIC SECTOR PENSION INVESTMENT BOARD	0	142.474	142.474
**D	THE BOSTON COMPANY PRIVATE TRUTHE INTERNATIONAL EQ	0	211.404	211.404
**D	TORSTAR MASTER TRUST FUND .	0		

774

LISTA ESITO DELLE VOTAZIONE  
 Oggetto: Determinazione compenso componenti Cda

FAVOREVOLI

Badge	Ragione Sociale	Proprio	Delega	Totale
**D	TEACHERS' RETIREMENT ALLOWANCESFUND	0	14.083	14.083
**D	IMPERIAL INTERNATIONAL EQUITY POOL	0	2.322.900	2.322.900
**D	IMPERIAL INTERNATIONAL EQUITY POOL	0	214.481	214.481
**D	IMPERIAL INTERNATIONAL EQUITY POOL	0	107.170	107.170
**D	IMPERIAL INTERNATIONAL EQUITY POOL	0	1.532.266	1.532.266
**D	IMPERIAL OVERSEAS EQUITY POOL	0	112.800	112.800
**D	IMPERIAL OVERSEAS EQUITY POOL	0	467.857	467.857
**D	ONTARIO POWER GENERATION INC .	0	218.300	218.300
**D	UNIVERSITY OF GUELPH FOREIGN PROPERTY TRUST	0	70.900	70.900
**D	UNIVERSITY OF GUELPH	0	77.700	77.700
**D	WOODBRIDGE INVESTMENTS CORPORATION	0	392.073	392.073
**D	WINDWISE MSCI EAFE INDEX NON-LENDING, FUND FOR EXEMPT ORG.	0	3.049	3.049
**D	STEWARDSHIP FOUNDATION	0	110.731	110.731
**D	CIBC INTERNATIONAL INDEX FUND	0	44.164	44.164
**D	CIBC EUROPEAN INDEX FUND	0	114.093	114.093
**D	CIBC POOLED INTERNATIONAL EQUITY INDEX FUND	0	379.600	379.600
**D	YORK UNIVERSITY PENSION FUND .	0	95.899	95.899
**D	RENAISSANCE GLOBAL VALUE FUND	0	6.057	6.057
**D	DEBORAH LOEB BRICE	0	10.824	10.824
**D	ALAMOSIA LLC .	0	495.517	495.517
**D	CF INTERNATIONAL STOCK INDEX FUND ONE	0	554.392	554.392
**D	DT INTERNATIONAL STOCK INDEX FUND ONE	0	199.601	199.601
**D	CERVULITE INTERNATIONAL LLC .	0	8.406	8.406
**D	MARANIC II LLC .	0	299.995	299.995
**D	R.K. MELLON INTERNATIONAL FUND.	0	2.814	2.814
**D	1975 IRREVOCABLE TRUST OF CD WEYERHAUSER	0	1.146	1.146
**D	1973 IRREVOCABLE TRUST OF CD WEYERHAUSER	0	150.000	150.000
**D	SINGLE SELECT INVEST MONCEAU ACTION	0	565.800	565.800
**D	FORUM ONE	0	400.997	400.997
**D	FONDAZIONE ROMA SIF	0	15.777	15.777
**D	LEGG MASON GLOBAL INFRASTRUCTURE ETF	0	4.194	4.194
**D	JPMORGAN FUNDS (IRELAND) ICAV	0		
Totale voti				
Percentuale votanti %				
Percentuale Capitale %				

5.918.289.850  
 99,032415  
 58,212611

Azionisti: 2718 Teste: 13  
 Azionisti in proprio: 5 Azionisti in delega: 2713

775

Assemblea Ordinaria del 04 maggio 2017ESITO VOTAZIONE

Oggetto : **Piano 2017 di incentivazione di lungo termine**

**Hanno partecipato alla votazione:**

-n° 2.740 azionisti,

portatori di n° 5.923.593.242 azioni ordinarie, tutte ammesse al voto,

pari al 58,264775% del capitale sociale.

**Hanno votato:**

		% su Azioni Ordinarie Ammesse al voto
Favorevoli	5.681.699.412	95,916434
Contrari	174.481.811	2,945540
SubTotale	<u>5.856.181.223</u>	98,861974
Astenuti	35.621.454	0,601349
Non Votanti	31.790.565	0,536677
SubTotale	<u>67.412.019</u>	1,138026
<b>Totale</b>	<u>5.923.593.242</u>	100,000000

Ai sensi dell'art. 135-undecies del TUF **non sono computate** ai fini del calcolo della maggioranza e del capitale richiesto per l'approvazione della delibera numero 0 azioni pari al **0,000000%** delle azioni rappresentate in aula.

LISTA ESITO DELLE VOTAZIONE  
 Oggetto: Piano 2017 di incentivazione di lungo termine

## CONTRARI

Badge	Ragione Sociale	Proprio	Delega	Totale
6055	NOTARFONZO ARNALDO	15.000	0	15.000
6417	DORI CARLO	350	0	350
6680	LEONETTI SALVATORE	10.445	0	10.445
6982	CHIURAZZI LUIGI	32.357	0	32.357
6984	AGOSTINI ANTONIO	0	0	0
**D	SONDERVERMOGEN ALLIANZGI-FONDS DHCO	0	28.772	28.772
**D	SONDERVERMOGEN ALLIANZGI-FONDS DEW-CO	0	38.638	38.638
**D	SONDERVERMOGEN ALLIANZGI-FONDS VBE	0	367.106	367.106
**D	ALLIANZ GLR EQ EU RCM BEST STYLES	0	422.734	422.734
**D	ALLIANZ CGI EQ BEST STYLES	0	1.103.686	1.103.686
**D	SONDERVERMOGEN ALLIANZGI-FONDS DSW-CO	0	47.044	47.044
**D	SONDERVERMOGEN ALLIANZGI-FONDS DSW-DREFONDS	0	6.824	6.824
**D	ALLIANZGI NEJ INTERNATIONAL VALUE CIT	0	59.723	59.723
**D	ALLIANZ CHOICE BEST STYLE EUR.FOND	0	81.786	81.786
**D	REGARD ACTIONS EURO	0	1.337.292	1.337.292
**D	REGARD ACTIONS DEVELOPEMENT DURABLE	0	500.000	500.000
**D	ALLIANZGI FONDS BREMEN	0	176.721	176.721
**D	ALLIANZGI FONDS DEWS	0	26.942	26.942
**D	ALLIANZGI FONDS NASPA PENSIONS FONDS	0	44.007	44.007
**D	DILL COFONDS	0	66.800	66.800
**D	ALLIANZGI FONDS ZUBB	0	13.744	13.744
**D	ALLIANZGI FONDS WERT	0	7.200	7.200
**D	ALLIANZGI FONDS VEMK	0	28.475	28.475
**D	ALLIANZGI FONDS VEDK	0	16.511	16.511
**D	ALLIANZGI FONDS REINVEST	0	22.065	22.065
**D	ALLIANZGI FONDS PUK	0	5.578	5.578
**D	ALLIANZGI FONDS PFD	0	15.583	15.583
**D	ALLIANZGI FONDS OJU	0	15.086	15.086
**D	ALLIANZGI FONDS INDU	0	23.073	23.073
**D	ALLIANZGI FONDS GANO 2	0	49.513	49.513
**D	ALLIANZGI FONDS GANO	0	9.727	9.727
**D	ALLIANZGI FONDS FIB	0	58.100	58.100
**D	ALLIANZGI FONDS AVP	0	3.787	3.787
**D	ALLIANZGI FONDS ALPEN	0	22.915	22.915
**D	DBI FONDS ACU K	0	419.982	419.982
**D	ALLIANZGI FONDS ZDD3	0	76.963	76.963
**D	ALLIANZGI FONDS VSE	0	14.303	14.303
**D	ALLIANZGI FONDS ABF	0	3.695	3.695
**D	ALLIANZGI FONDS APNIESA	0	685.388	685.388
**D	ALLIANZGI FONDS FEV	0	67.637	67.637
**D	ALLIANZ GI FONDS RANW II	0	146.566	146.566
**D	ALLIANZGI FONDS PENSIONS	0	72.345	72.345
**D	GBP-GROWTH	0	390.146	390.146

Azionisti:  
 Azionisti in proprio: 207  
 Azionisti in delega: 4

Teste:  
 5  
 203

Pagina 1

777

LISTA ESITO DELLE VOTAZIONE  
 Oggetto: Piano 2017 di incentivazione di lungo termine

CONTRARI

Badge	Ragione Sociale	Proprio	Delega	Totale
**D	ALLIANZGI FONDS PFALCO	0	154.690	154.690
**D	ALLIANZGI FONDS NBP	0	26.108	26.108
**D	ALLIANZGI FONDS AEVN	0	1.203.981	1.203.981
**D	ALLIANZGI FONDS AESAN	0	44.670	44.670
**D	ALLIANZGI FONDS AMEV	0	30.769	30.769
**D	ALLIANZGI FONDS DREDOK	0	105.875	105.875
**D	ALLIANZGI PSDN	0	93.400	93.400
**D	ALLIANZGI SVKK	0	10.252	10.252
**D	ALLIANZGI FONDS TOSCA	0	111.737	111.737
**D	FONDIS	0	220.685	220.685
**D	CONVEST 21 VL	0	239.340	239.340
**D	ALLIANZ STRATEGIEFONDS WACHSTUM PLUS	0	834.893	834.893
**D	ALLIANZGI FONDS AFE	0	237.209	237.209
**D	ALLIANZGI FONDS PF2	0	379.613	379.613
**D	ALLIANZGI FONDS PTV2	0	1.013.686	1.013.686
**D	ALLIANZGI FONDS PF1	0	291.910	291.910
**D	ALLIANZGI FONDS HEUST	0	26.400	26.400
**D	ALLIANZGI FONDS MASTER DRT	0	123.521	123.521
**D	ALLIANZGI FOND AMMERLAND	0	170.429	170.429
**D	ALLIANZGI FONDS GEW	0	4.974	4.974
**D	ALLIANZGI FONDS TIBUR	0	24.225	24.225
**D	ALLIANZGI FONDS MAV	0	25.196	25.196
**D	ALLIANZGI FONDS DUNHILL	0	41.075	41.075
**D	ALLIANZGI FONDS VSBW	0	195.587	195.587
**D	ALLIANZGI FONDS TOB	0	22.292	22.292
**D	ALLIANZGI FONDS PGD	0	96.298	96.298
**D	ALLIANZGI FONDS INP	0	72.561	72.561
**D	ALLIANZGI FONDS USES	0	13.205	13.205
**D	ALLIANZGI FONDS RBB	0	163.536	163.536
**D	ALLIANZGI FONDS BFKW	0	21.933	21.933
**D	DBI FONDS EKIBB	0	116.834	116.834
**D	ALLIANZGI FONDS ACK	0	58.710	58.710
**D	KREBSLIFE 2 FONDS	0	6.178	6.178
**D	ALLIANZGI FONDS DBS	0	24.879	24.879
**D	ALLIANZGI FONDS ESMT	0	4.730	4.730
**D	ALLIANZGI FONDS CAESAR	0	10.047	10.047
**D	ALLIANZGI FONDS PAK	0	11.989	11.989
**D	ALLIANZGI FONDS STIFTUNGSFONDS WISSENSCH	0	32.956	32.956
**D	ALLIANZGI FONDS AKTIEN EUROPA	0	238.000	238.000
**D	ALLIANZ GLOBAL INVESTORS EUROPE	0	880.446	880.446
**D	WESTMINSTER AFF ARTEMIS GLOBAL GROWTH F	0	1.384.000	1.384.000
**D	ALLIANZGI-FONDS DSPT	0	602.914	602.914
**D	BUREAU OF LABOR FONDS-LABOR INSURANCE FUND	0	80.895	80.895

978

LISTA ESITO DELLE VOTAZIONE  
Oggetto: Piano 2017 di incentivazione di lungo termine

CONTRARI

Badge	Ragione Sociale	Proprio	Delega	Totale
***D	BUREAU OF LABOR FUNDS - LABOR RETIREMENT	0	18.597	18.597
***D	ALLIANZ BEST STYLES GLOBAL AC EQUITY FUN	0	78.074	78.074
***D	BENTON INVESTMENT FUND	0	82.970	82.970
***D	ALDER INVESTMENT FUND	0	129.279	129.279
***D	FIDELITY FUNDS SICAV	0	41.846.119	41.846.119
***D	FIL LIMITED	0	4.342	4.342
***D	THE MASTER TRUST BANK OF JAPAN LTD	0	20.510	20.510
***D	SAINT MARTIN 2	0	1.117.542	1.117.542
***D	VILLIERS DIVERSIFIE BNP PAM	0	1.831.126	1.831.126
***D	ERAFP ACTION EURO III	0	5.394.694	5.394.694
***D	AVIVA LIFE & PENSIONS UK LIMITED	0	1.040.358	1.040.358
***D	LINCOLNSHIRE COUNTY COUNCIL PENSION FUND	0	171.408	171.408
***D	UNIVERSITIES SUPERANNUATION SCHEME	0	17.799.691	17.799.691
***D	AVIVA LIFE AND PENSIONS UK LIMITED	0	3.512.672	3.512.672
***D	FIDELITY INSTITUTIONAL PAN EUROPEAN FUND	0	422.650	422.650
***D	THE PENS PL OF THE UNITED CHURCH OF CAN	0	167.800	167.800
***D	FRIENDS LIFE LIMITED	0	1.680.741	1.680.741
***D	FRIENDS LIFE AND PENSIONS LIMITED	0	122.121	122.121
***D	THE STELLAR FUND	0	88.419	88.419
***D	THE FALKLANDS ISLANDS GOVERNMENT	0	96.051	96.051
***D	THE FALKLAND ISLANDS GOVERNMENT FALKLAND ISLANDS GOVERNMENT GROWTH FUND	0	99.458	99.458
***D	PENENNIS FUND	0	99.429	99.429
***D	BNYMD UK LIMITED AS TRUSTEE OF CF CATALYST TRUST	0	100.000	100.000
***D	SP LLP UK CHARITIES CLIENTS AC	0	599.745	599.745
***D	SARASIN AND PARTNERS LLP	0	18.743	18.743
***D	AIF 21117 LP IP AKTIER GLOBALE VI	0	78.692	78.692
***D	HESF NJF INVEST GRP	0	246.551	246.551
***D	HEGF NFI INVEST GRP	0	31.005	31.005
***D	BFS LEGAL AND GENERAL EUR BPSIGEUR	0	1.113.665	1.113.665
***D	NFJINTLVALUETRUST	0	2.390.997	2.390.997
***D	AB FOODS ARTEMIS	0	521.000	521.000
***D	AGI PPI NR 30 AGI 1482 05 5603 SPK	0	46.097	46.097
***D	AGI PPI NR 30 HEL 1482 03 5601 SPK	0	38.803	38.803
***D	AGI VGI 1 SUB AKT 8477 23 6328 SPK	0	961.323	961.323
***D	AGI VGI 1 DIV OUA 8477 25 6338 SPK	0	369.263	369.263
***D	AGI VGL RCM S VAL 8478 10 6359 SPK	0	6.836.530	6.836.530
***D	AGI VGL IDIC 8478 22 6364 SPK	0	13.600.209	13.600.209
***D	AGI VGI 1 GRWT 8477 26 6372 SPK	0	320.995	320.995
***D	AGI VKA IDIC 8502 08 6344 SPK	0	1.017.739	1.017.739
***D	AGI PV WS RCM VAL 8490 06 5209 SPK	0	1.008.700	1.008.700
***D	AGI PV WS RCM IND 8490 07 5210 SPK	0	189.968	189.968
***D	AGI PEGASUS AKT1 8454 01 5221 SPK	0	379.752	379.752
***D	AGI KOMDY BS W 8523 03 5225 SPK	0	109.356	109.356

779



LISTA ESITO DELLE VOTAZIONE  
 Oggetto: Piano 2017 di incentivazione di lungo termine

CONTRARI

Badge	Ragione Sociale	Proprio	Delega	Totale
**D	AGI VKA RCM S VAL 8502 10 6376 SPK	0	2.961.330	2.961.330
**D	AGI PK 1 FONDS 8455 SEK	0	14.867	14.867
**D	ARRCO LONG TERME B ATT RAJA EL	0	361.210	361.210
**D	IXIS FLAMME	0	228.468	228.468
**D	AIM EQUITY EMU 1	0	905.424	905.424
**D	ALLIANZ ASAC ACT EUR	0	180.777	180.777
**D	AIM EQUITY EUROPE PG VIE	0	593.660	593.660
**D	ALLIANZ CAVAMAC ACTIONS INT	0	58.294	58.294
**D	AZ CREATIONS 2	0	77.161	77.161
**D	ALLIANZ VIE	0	52.698	52.698
**D	ALLIANZ VIE ACE ACTIONS	0	578.659	578.659
**D	AZ VIE PFON RETRAITE ACTION	0	316.262	316.262
**D	AVIVA INVESTORS INTERNATIONAL INDEX TRACKING FUND	0	200.303	200.303
**D	STICHTING MN SERVICES AANDELENFONDS EUROPA	0	728.995	728.995
**D	STICHTING PENSIOENFONDS METAAL	0	3.040.245	3.040.245
**D	STICHTING PENSIOENFONDS METAAL EN T MN SERVICES	0	385.656	385.656
**D	STICHTING PGM DEPOSITARY	0	10.145.861	10.145.861
**D	ALLIANZ GLOBAL INVESTORS GMBH FOR DBI-FONDS SFT 4	0	11.163	11.163
**D	ALLIANZ GLOBAL INVESTORS GMBH FOR DBI-FONDS ANDUS	0	225.319	225.319
**D	ALLIANZ GLOBAL INV GMBH FOR ALLIANZGI-FONDS SFT2	0	46.546	46.546
**D	STATE OF ALASKA RETIREMENT AND BENEFITS PLANS	0	1.184.073	1.184.073
**D	ALLIANZ GLOBAL INVESTORS GMBH FOR ELK-COFONDS	0	699.746	699.746
**D	ALLIANZ NFJ INTERNATIONAL VALUE FUND	0	2.084.783	2.084.783
**D	ALLIANZGI BEST STYLES GLOBAL EQUITY FUND	0	208.829	208.829
**D	ALLIANZGI BEST STYLES INTERNATIONAL EQUITY FUND	0	57.753	57.753
**D	ALLIANZGI GLOBAL DYNAMIC ALLOCATION FUND	0	32.176	32.176
**D	ALLIANZ NFJ INTERNATIONAL VALUE II FUND	0	1.385	1.385
**D	ALLIANZ GLOBAL INVESTORS GMBH FOR ALLIANZ STRAT. BALANCE	0	302.528	302.528
**D	ALLIANZ GLOBAL INVESTORS GMBH FOR ALLIANZ STRAT. STABILITAT	0	51.834	51.834
**D	ALLIANZ GLOBAL INVESTORS GMBH FOR ALLIANZ STRAT. WACHSTUM	0	388.061	388.061
**D	ONEOK, INC. RETIREMENT PLAN TRUST	0	34.886	34.886
**D	STATE OF ALASKA DEPARTMENT OF ADMINISTRATION	0	354.310	354.310
**D	ALLIANZ GLOBAL INVESTORS GMBH FOR ALLIANZGI-FONDS HPT	0	221.286	221.286
**D	PRUDENTIAL RETIREMENT INSURANCE & ANNUITY COMPANY	0	23.896	23.896
**D	ALLIANZ GLOBAL INVESTORS FUND	0	2.853.156	2.853.156
**D	RAS LUX FUND	0	75.000	75.000
**D	ALLIANZ SUISSE - STRATEGY FUND	0	34.842	34.842
**D	METALLENTE FONDS PORTFOLIO	0	167.306	167.306
**D	ALLIANZ STIFTUNGSFONDS NACHHALTIGKEIT	0	143.248	143.248
**D	RE RENDITE PLUS	0	157.197	157.197
**D	NGAM INVESTMENT FUNDS U.K. ICVC - SEYOND FACT + EU EX UK EQ F	0	6.963	6.963
**D	CHURCH OF ENGLAND INVESTMENT FUND FOR PENSIONS	0	159.435	159.435
**D	THE MAZENER FUND	0	494.846	494.846

Azionisti: 207 5  
 Azionisti in proprio: 4 203  
 Azionisti in delega:

080

LISTA ESITO DELLE VOVAZIONE  
 Oggetto: Piano 2017 di incentivazione di lungo termine

CONTRARI

Badge	Regione Sociale	Proprio	Delega	Totale
**D	THE TRUSTEES OF PARLIAMENTARY CONTRIBUTORY PENSION FUND	0	87.000	87.000
**D	SARASIN EQUISAR LIID FUND, A SUB FUND OF SARASIN FUNDS ICVC	0	140.000	140.000
**D	KENT COUNTY COUNCIL SUPERANNUATION FUND	0	1.023.540	1.023.540
**D	THE CULLEN TRUST FOR HEALTH CARE	0	47.952	47.952
**D	STATE OF IDAHO ENDOWMENT FUND INVESTMENT BOARD	0	533.490	533.490
**D	TEACHERS'S RETIREMENT SYSTEM OF OKLAHOMA	0	1.055.906	1.055.906
**D	SARASIN EQUISAR GLE THEMATIC F, A SUB F OF SARASIN F ICVC	0	1.026.223	1.026.223
**D	SARASIN GLOBAL HIGHER DIV FUND	0	2.703.513	2.703.513
**D	SARASIN EQ GLE THEM F (GBP HEDGED), A SUB FUND OF SARASIN F	0	306.572	306.572
**D	SARASIN GLE HIGHER DIVIDEND (GBP HEDGED)	0	995.046	995.046
**D	STICHTING PENSIOENFONDS VAN DE METALEKTRO (PME)	0	3.404.319	3.404.319
**D	FP VERBATIM PORTFOLIO 5 INCOME FUND	0	60.000	60.000
**D	SARASIN IE EQUISAR - GLOBAL THEMATIC (USD)	0	371.596	371.596
**D	SARASIN IE EQUISAR - GLOBAL THEMATIC FUND (GBP)	0	639.085	639.085
**D	OPCYM SEEBYOND EQUITY FACTOR INVESTING EURO	0	141.309	141.309
**D	NATIXIS EURO VALUE EQUITY	0	239.557	239.557
**D	FCP BOURBON 4	0	179.866	179.866
**D	UNIVERS CNP 1	0	441.860	441.860
**D	FC CARPIMKO	0	301.369	301.369
**D	CNP ACP ACTIONS IT	0	61.233	61.233
**D	CONCORDE 96	0	174.576	174.576
**D	FCP NATIXIS IONIS	0	52.271	52.271
**D	FCP ECUREUIL PROFIL 90	0	2.349.595	2.349.595
**D	FCP NATEXIS PERFORMANCE 9	0	16.256	16.256
**D	FCP ABB PERP	0	149.951	149.951
**D	FCP RSRC DIVERSIFIE	0	209.520	209.520
**D	CARBP DIVERSIFIE	0	796.959	796.959
**D	FCP RL PREVOYANCE	0	388.853	388.853
**D	FCPE NATIXIS ES ACTIONS EURO	0	190.184	190.184
**D	IXIS EURO ACTIONS	0	438.455	438.455
**D	FCP ECUREUIL PROFIL 75	0	18.192	18.192
**D	NATIXIS ACITONS EUROPE RENDEMENT	0	1.917.832	1.917.832
**D	CNP ASSUR VALEURS	0	994.504	994.504
**D	NATIXIS ACTIONS EUROPE SECTEURS	0	222.159	222.159
**D		0	60.780	60.780
**D		0	101.430	101.430
<b>Totale voti</b>				174.481.811
<b>Percentuale votanti %</b>				2,945540
<b>Percentuale Capitale %</b>				1,716212

781

LISTA ESITO DELLE VOTAZIONE  
 Oggetto: Piano 2017 di incentivazione di lungo termine

## ASTENUTI

Badge	Ragione Sociale	Proprio	Delega	Totale
6561	PEDERSOLI LANFRANCO	6.000	0	6.000
6984	AGOSTINI ANTONIO	0	0	0
**D	CHALLENGE FUNDS CHALLENGE ITALIAN EQUITY	0	4.000.000	4.000.000
**D	CHALLENGE FUNDS	0	1.633.531	1.633.531
**D	MEDIOLANUM SPEC SICAV-SIF EQUITY INCOME	0	75.000	75.000
**D	ROYAL BANK OF CANADA (CHANNELL ISLANDS) LIMITED	0	8.988	8.988
**D	JAPAN TRUSTEE SERVICES BANK LTD	0	103.608	103.608
**D	SHNPP EURO INDEX SECURITY MASTER INVEST	0	78.057	78.057
**D	BNPP RETRAITE RESPONSABLE 2031 2033	0	62.055	62.055
**D	FCPE GPE FMC FCE DIV BNP	0	43.857	43.857
**D	FCPE LIMACTIF	0	65.263	65.263
**D	FCPE LESAFRE EQUILIBRE RESPO AND SOLIDA	0	118.152	118.152
**D	FCPE BMS ACTIONS	0	88.959	88.959
**D	BNP PARIBAS RETRAITE 2025 2027	0	201.655	201.655
**D	FCP BNP PARIBAS ACTIONS EUROLAND	0	906.066	906.066
**D	FCP BNP PARIBAS ACTIONS EUROPE	0	31.976	31.976
**D	FCP NATIO-FONDS COLLINE 1	0	3.794.277	3.794.277
**D	BNP EURO VALEURS DURAB	0	1.186.976	1.186.976
**D	FCPE SAUR EPARGNE	0	177.502	177.502
**D	FCPE FDS DIVERSIF. TEL 1	0	35.963	35.963
**D	FCPE NF COLLINES INVEST 3	0	2.587.012	2.587.012
**D	BNP PARIBAS RETRAITE	0	67.897	67.897
**D	BNP PARIBAS RETRAITE 75	0	233.183	233.183
**D	BNP PARIBAS RETRAITE 100	0	775.026	775.026
**D	FCPE MULTIPAR EQ. SOC. RES	0	732.543	732.543
**D	FCPE MULTIPAR ACTS SR	0	1.159.314	1.159.314
**D	BNP PARIBAS EUROPE DIV RESPONSABLE	0	1.145.408	1.145.408
**D	MULTIPAR SOLIDAIRE DYNA SR	0	1.652.941	1.652.941
**D	BNP PARIBAS ACT EUR RESP	0	1.904.470	1.904.470
**D	FCP CAMGEST VALEURS EURO	0	567.632	567.632
**D	FCPE HORIZON EP. ACTION	0	54.155	54.155
**D	FCP GERISO	0	19.191	19.191
**D	FCP DIVERS DAO CAMGEST	0	87.621	87.621
**D	FCP LITHIUM	0	899.357	899.357
**D	BNPP RETR RESP 2025 2027	0	73.342	73.342
**D	BNPP RET RESP 2028 2030	0	56.653	56.653
**D	FCPE HARMONY	0	68.937	68.937
**D	CRCFF BNPP AM	0	175.018	175.018
**D	MAIF INVEST RESPO EUROPE	0	388.377	388.377
**D	AGIPI MONDE DURABLE	0	257.829	257.829
**D	GA FUND L	0	17.219	17.219
**D	PARVEST	0	696.148	696.148
**D	PARVEST	0	5.748.072	5.748.072

782

ENEL S.p.A.

Assemblea Ordinaria del 04 maggio 2017

## LISTA ESITO DELLE VOTAZIONE

Oggetto: Piano 2017 di incentivazione di lungo termine

## ASTENUTI

Badge	Ragione Sociale	Proprio	Delega	Totale
**D	BNP PARIBAS LI	0	563.034	563.034
**D	PARVEST	0	540.386	540.386
**D	ARROWGRASS MASTER FUND LTD C/O ARROWGRASS CAPITAL PARTNERS LLP	0	228.757	228.757
**D	IBM FRANCE	0	139.157	139.157
**D	FCP HAMELIN DIVERSIFIE FLEX II	0	14.112	14.112
**D	AA FORTIS TACTIQUE	0	752.834	752.834
**D	A.A. - BNP PAM -ISR	0	1.067.170	1.067.170
**D	FCP CARPIMCO EUROPE	0	330.774	330.774

Totale voti 35.621.454  
 Percentuale votanti % 0,601349  
 Percentuale Capitale % 0,350374

783



Pagina 7

Azionisti: 50 Teste:  
 Azionisti in proprio: 1 Azionisti in delega: 49

LISTA ESITO DELLE VOTAZIONE

Oggetto: Piano 2017 di incentivazione di lungo termine

NON VOTANTI

Badge	Ragione Sociale	Proprio	Delega	Totale
6984	AGOSTINI ANTONIO	0	0	0
**D	JSS INVESTMENTFONDS	0	1.756.565	1.756.565
**D	KAIROS INTERNATIONAL SICAV - ITALIA	0	2.500.000	2.500.000
**D	KAIROS INTERNATIONAL SICAV - TARGET ITALY ALPHA	0	500.000	500.000
**D	KAIROS INTERNATIONAL SICAV - RISORGIMENTO	0	1.500.000	1.500.000
**D	FIDEURAM ASSET MANAGEMENT (IRELAND) FONDITALIA EQUITY ITALY	0	11.808.000	11.808.000
**D	FIDEURAM ASSET MANAGEMENT (IRELAND) FIDEURAM FUND EQUITY ITALY	0	590.000	590.000
**D	INTERFUND SICAV INTERFUND EQUITY ITALY	0	5.468.000	5.468.000
**D	ERSEL ASSET MANAGEMENT SGR S.P.A. - FONDERSEL PMI	0	300.000	300.000
**D	MEDIOLANUM GESTIONE FONDI SGR S.P.A. - FLESSIBILE ITALIA	0	7.000.000	7.000.000
**D	FIDEURAM INVESTIMENTI SGR S.P.A. - FIDEURAM ITALIA	0	368.000	368.000

Totale voti 31.790.565  
 Percentuale votanti % 0,536677  
 Percentuale Capitale % 0,312694

784

Azionisti in proprio: 10  
 Azionisti in delega: 0

10 Teste: 1  
 0 Azionisti in delega: 10

LISTA ESITO DELLE VOTAZIONE  
 Oggetto: Piano 2017 di incentivazione di lungo termine

## FAVOREVOLI

Badge	Ragione Sociale	Proprio	Delega	Totale
6118	CARDINALI LUIGI	0	0	0
DE*	CAALLENZA ASSICURAZIONI SPA	0	4.193.208	4.193.208
DE*	CAMGESTION	0	240.527	240.527
DE*	GENERALI ESPANA SA DE SEGUROS Y REASEGUROS	0	183.174	183.174
DE*	GENERALI ITALIA SPA	0	18.800.868	18.800.868
DE*	GENERTELLIFESPA	0	3.687.859	3.687.859
6498	BASILE STEFANO	0	0	0
DE*	ENPAM	0	31.155.499	31.155.499
6506	A.DI.G.E. IN PERSONA DI CARLO DE MASI	0	106.208	106.208
6545	COMPUTERSHARE SPA RAPPRESENTANTE DESIGNATO EX ART. 135 UNDECIES TUF NELLA PERSONA DI ENRICO MONICELLI	0	0	1.520
	1.520			
6723	DI STEFANO STEFANO	0	0	0
DE*	MINISTERO DELL'ECONOMIA E DELLE FINANZE	0	2.397.856.331	2.397.856.331
6928	GRANATA ALFREDO	0	0	0
DE*	INARCASSA - CASSA NAZIONALE DI PREVIDENZA ED ASSISTENZA PER	0	18.435.640	18.435.640
6984	AGOSTINI ANTONIO	0	0	0
**D	ARCA FONDI SGR - FONDO ARCA AZIONI ITALIA	0	9.590.000	9.590.000
**D	BLACKROCK INDEX SELECTION FUND	0	5.271.213	5.271.213
**D	ARK LIFE ASSURANCE COMPANY LIMITED	0	483.375	483.375
**D	FRANKLIN TEMPLETON INVESTMENT FUNDS	0	18.417.484	18.417.484
**D	JPMORGAN FUNDS	0	5.224.402	5.224.402
**D	JPMORGAN INVESTMENT FUNDS	0	2.144.074	2.144.074
**D	JPMORGAN FUNDS EUROPEAN BANK AND BUSINESS CENTRE	0	48.800.638	48.800.638
**D	SCHRODER INTERNATIONAL SELECTION FUND	0	5.868.319	5.868.319
**D	AQR UCITS FUNDS	0	129.622	129.622
**D	MORGAN STANLEY INVESTMENT FUNDS	0	1.990	1.990
**D	T. ROWE PRICE FUNDS SICAV	0	7.495	7.495
**D	CAPITAL GROWTH FUND ABSOLUTE INCOME GROW	0	303.041	303.041
**D	CAPITAL INTERNATIONAL FUND	0	147.008	147.008
**D	BAYERNINVEST KAPITALVERWALTUNGSGESELLSC	0	44.300	44.300
**D	INVESTMENT PRIVATFONDS GMBH	0	674.481	674.481
**D	CERE CLARION FUNDS ALCEDA FUND MANAGEMENT	0	48.006	48.006
**D	BAYERNINVEST KAPITALVERWALTUNGS-GESELLSC	0	157.202	157.202
**D	DKB EUROPA FONDS	0	111.488	111.488
**D	STAR FUND	0	5.000.000	5.000.000
**D	BAYERNINVEST KAPITALVERWALTUNGSGESELLSCHAFT MBH	0	1.170.109	1.170.109
**D	BAYERNINVEST KVG MBH	0	5.161.684	5.161.684
**D	NM5 WIEQ BRF ACCOUNT	0	140.700	140.700
**D	WIF- EUROPE OPPORTUNITIES	0	182.100	182.100
**D	NM5 GIEP BRI ACCOUNT	0	417.864	417.864
**D	WORLDVIEW INVESTMENT FUND EUROPE CORE EQUITY FUND	0	342.000	342.000
**D	GENERALI INVESTMENTS EUROPE SPA SGR	0	2.806.218	2.806.218
**D	GENERALI INVESTMENTS LUXEMBURG S.A.	0	2.895.103	2.895.103

Azionisti:  
 Azionisti in proprio:

Teste:  
 Azionisti in delega:

7  
 2473

LISTA ESITO DELLE VOTAZIONE  
 Oggetto: Piano 2017 di incentivazione di lungo termine

FAVOREVOLI

Badge	Ragione Sociale	Proprio	Delega	Totale
**D	DPAM EQUITIES I	0	700.000	700.000
**D	MERRILL LYNCH PROFESSIONAL CLEARING CORP	0	6.139.937	6.139.937
**D	MERRILL LYNCH INTERNATIONAL	0	1.745.281	1.745.281
**D	GMO TAX-MANAGED INTERNATIONAL EQUITIES F	0	132.123	132.123
**D	GMO ALPHA ONLY FUND	0	48.045	48.045
**D	GMO INTERNATIONAL EQUITY FUND	0	6.787.484	6.787.484
**D	VANGUARD EUROPEAN STOCK INDEX FUND	0	13.744.879	13.744.879
**D	VANGUARD DEVELOPED MARKET'S INDEX FUND	0	34.749.743	34.749.743
**D	SEI INST INVEST TRUST WORLD EQ EX-US FUN	0	1.686.620	1.686.620
**D	JTSB STB DAIWA STOCK INDEX FUND 9807	0	178.334	178.334
**D	GMO INTERNATIONAL LARGE/MID CAP EQUITY F	0	1.463	1.463
**D	JAPAN TRUSTEE SERVICES BANK LTD	0	41.093	41.093
**D	JAPAN TRUSTEE SERVICES BANK LTD	0	180.000	180.000
**D	JAPAN TRUSTEE SERVICES BANK LTD	0	36.642	36.642
**D	JAPAN TRUSTEE SERVICES BANK LTD	0	5.274	5.274
**D	THE MASTER TRUST BANK OF JAPAN LTD	0	15.504	15.504
**D	THE MASTER TRUST BANK OF JAPAN LTD	0	4.000	4.000
**D	JAPAN TRUSTEE SERVICES BANK LTD	0	826.652	826.652
**D	FIDELITY FUNDS SICAV	0	12.177.875	12.177.875
**D	NN (L)	0	2.233.213	2.233.213
**D	NN (L) LIQUID	0	559.731	559.731
**D	ING DIRECT	0	424.076	424.076
**D	GIM TOKYO FD	0	4.134.121	4.134.121
**D	GIM SPECIALIST INVESTMENT FUNDS	0	90.000	90.000
**D	JAPAN TRUSTEE SERVICES BANK LTD	0	24.000	24.000
**D	JAPAN TRUSTEE SERVICES BANK LTD	0	37.700	37.700
**D	JAPAN TRUSTEE SERVICES BANK LTD	0	41.860	41.860
**D	SEI INST INV TRUST SCREENED WORLD EQ EX	0	209.109	209.109
**D	THE MASTER TRUST BANK OF JAPAN LTD	0	1.702.137	1.702.137
**D	VANGUARD TOTAL WORLD STOCK INDEX FUND	0	520.838	520.838
**D	PZENA VALUE FUNDS PL	0	44.180	44.180
**D	THE MASTER TRUST BANK OF JAPAN LTD	0	12.430	12.430
**D	THE MASTER TRUST BANK OF JAPAN LTD	0	985.553	985.553
**D	SEI INSTITUTIONAL INTERN TRUST INTERNATI	0	11.368.310	11.368.310
**D	VANGUARD FTSE ALL-WORLD EX US INDEX FUND	0	622.356	622.356
**D	GMO FUNDS PLC	0	8.430	8.430
**D	ICBC-CCBPAM GLOBAL OPPORTUNITY	0	269.262	269.262
**D	JAPAN TRUSTEE SERVICES BANK LTD	0	206.615	206.615
**D	FIRST TRUST EUROPE ALPHADEX FUND	0	256.884	256.884
**D	THE MASTER TRUST BANK OF JAPAN LTD	0	39.202	39.202
**D	JAPAN TRUSTEE SERVICES BANK LTD	0	994.309	994.309
**D	FIDELITY SAL ST SPARTAN GLOBAL EX US IN	0	1.883.762	1.883.762
**D	VANGUARD FUNDS PLC	0	265.015	265.015
**D	MACQUARIE GLOBAL LISTED INFRASTRUCTURE C	0		

786

Azionisti: 8473 7 Teste:  
 Azionisti in proprio: 0 Azionisti in delega:

LISTA ESITO DELLE VOTAZIONE  
 Oggetto: Piano 2017 di incentivazione di lungo termine

FAVOREVOLI

Badge	Ragione Sociale	Proprio	Delega	Totale
**D	SEI INSTITUTIONAL MANAGED TRUST MULTI-AS	0	67.914	67.914
**D	VANGUARD INVESTMENT SERIES, FLC	0	11.222.239	11.222.239
**D	FIDELITY SAL ST T SPARTAN TOTAL INT IN F	0	90.769	90.769
**D	THE MASTER TRUST BANK OF JAPAN LTD	0	157.848	157.848
**D	SEI INSTITUTIONAL MANAGED TRUST-TAX-MANAGED INTERNATIONAL MANAGED	0	214.945	214.945
**D	THE MASTER TRUST BANK OF JAPAN LTD	0	15.450	15.450
**D	THE MASTER TRUST BANK OF JAPAN LTD	0	88.159	88.159
**D	WELLI TRUS NAT ASSOC COMMON TRUST FUNDS	0	12.665	12.665
**D	WELL TRCO NA MULTI. COLLECT. INV FUND	0	20.884	20.884
**D	INTERNATIONAL MULTI-ASSET DIVERSIFIED IN	0	273.102	273.102
**D	PTMCO FUNDS GLOBAL INVESTORS SERIES PLC	0	186.003	186.003
**D	SCHRODER INTERNATIONAL MULTI-CAP EQ	0	132.393	132.393
**D	THE MASTER TRUST BANK OF JAPAN LTD	0	235.342	235.342
**D	ADVISOR MANAGED TRUST - TACTICAL OFFENSI	0	9.895	9.895
**D	FIRST TRUST EUROZONE ALPHADEX ETF	0	82.230	82.230
**D	DEUTSCHE EUROPEAN EQUITY FUND	0	74.227	74.227
**D	THE ADV. INNER C. CORNERST. AD. GL. PUB. EQ. F	0	145.776	145.776
**D	THE ADVISORS' INNER CIRCLE FUND CORNER STONE ADVISORS GLOBAL PUBLIC EQUITY FUND	0	6.180	6.180
**D	GLOBAL X SCIENTIFIC BETA EUROPE ETF	0	2.606.133	2.606.133
**D	FIRST TRUST DYNAMIC EUROPE EQUITY INCOME	0	10.846	10.846
**D	PANAGORA RISK PARITY M.A.C.FD	0	15.453	15.453
**D	FIRST TRUST RIVERFRONT DYNAMIC EUROPE ET	0	32.672	32.672
**D	FIRST TRUST RIVERFRONT DYN DEV INT ETF	0	992.174	992.174
**D	MONDRIAN ALL COUNTRIES WORLD EX-U.S	0	0	0
**D	BROWN BROTHERS HARRIMAN + CO, BOSTON CUSTODIAN FOR: THE ADVISORS' INNER CIRCLE III / PINEBRIDGE DYNAMIC ASSET ALLOCATION	48.473	0	48.473
**D	BBHOS/GALLERY TR-MONDRIA	0	2.726.913	2.726.913
**D	BEST INVESTMENT CORPORATION	0	72.138	72.138
**D	HSBC LIFE (INTERNATIONAL) LIMITED	0	351.693	351.693
**D	HSBC GROUP HONG KONG LOCAL STAFF RETIREMENT BENEFIT SCHEME	0	29.640	29.640
**D	HSBC MANAGED STABLE GROWTH FUND	0	1.774	1.774
**D	HSBC MANAGED STABLE GROWTH FUND	0	5.933	5.933
**D	HSBC MANAGED GROWTH FUND	0	33.161	33.161
**D	HSBC MANAGED GROWTH FUND	0	30.204	30.204
**D	HSBC MANAGED GROWTH FUND	0	19.948	19.948
**D	HSBC GUARANTEED FUND	0	17.783	17.783
**D	ISHARES EURO STOXX 50 INDEX ETF	0	41.542	41.542
**D	SHNPP EURO INDEX SECURITY MASTER INVEST	0	526.223	526.223
**D	JPMORGAN MULTI INCOME FUND	0	23.752	23.752
**D	JPMORGAN EUROPE STRATEGIC DIVIDEND FUND	0	7.248.453	7.248.453
**D	CARDIF ASSURANCE VIE	0	172.000	172.000
**D	CARDIF ASSURANCE RISQUES DIVERS	0	51.263	51.263
**D	NADAUD	0	7.035.100	7.035.100
**D	KEMPEN EUROPEAN HIGH DIVIDEND FUND N.V.	0	479.874	479.874
**D	FCR SAINT MARTIN N1	0	0	0

Azionisti: 2473 Teste: 7  
 Azionisti in proprio: 0 Azionisti in delega: 2473

787



## LISTA ESITO DELLE VOTAZIONE

Oggetto: Piano 2017 di incentivazione di lungo termine

## FAVOREVOLI

Badge	Ragione Sociale	Proprio	Delega	Totale
**D	FCP CNP ACTIONS EM	0	565.356	565.356
**D	FCP IDR ACTIONS EURO	0	154.000	154.000
**D	FCP OBS F EURO OPPORT UNCON PEA EUR	0	72.091	72.091
**D	MUTACTION 11	0	858.280	858.280
**D	SODIUM 1	0	418.594	418.594
**D	FCP CALCIUM QUANT	0	289.528	289.528
**D	SICAV OBS F OPP MONDE 10	0	14.950	14.950
**D	CARDIF LUX VIE	0	202.300	202.300
**D	HENDERSON INVESTMENT FUND OEIC	0	2.977.299	2.977.299
**D	HENDERSON INSTIT EUROP INDEX OPP FUND	0	737.916	737.916
**D	CANDRIAM BELGIUM MANDAT FRR	0	5.270.011	5.270.011
**D	ALLIANZ GLOBAL INVESTORS FRANCE	0	411.103	411.103
**D	WITAN INVESTMENT TRUST PLC	0	889.350	889.350
**D	ANIMA SGR SPA	0	1.140.000	1.140.000
**D	ANIMA SGR SPA	0	2.289.711	2.289.711
**D	ANIMA SGR SPA	0	2.381.365	2.381.365
**D	ANIMA SGR SPA	0	7.418.059	7.418.059
**D	ANIMA SGR SPA	0	1.296.246	1.296.246
**D	ANIMA SGR SPA	0	958.265	958.265
**D	ANIMA SGR SPA	0	3.204.584	3.204.584
**D	ANIMA SGR SPA	0	4.308.250	4.308.250
**D	ANIMA SGR SPA	0	2.662.874	2.662.874
**D	ANIMA SGR SPA	0	1.399.825	1.399.825
**D	ANIMA SGR SPA	0	469.205	469.205
**D	ANIMA SGR SPA	0	298.300	298.300
**D	DEAM FONDS EDV 1	0	40.599	40.599
**D	DEKA MASTER HAER I	0	885.752	885.752
**D	DEAM FONDS ROCK	0	428.903	428.903
**D	BAYK A4 FONDS	0	124.211	124.211
**D	BAYK A1 FONDS	0	3.577.979	3.577.979
**D	UNIVERSAL-CAV	0	201.456	201.456
**D	UNIVERSAL-OCO	0	30.619	30.619
**D	FONDACO SIF	0	202.100	202.100
**D	HENDERSON HORIZON FUND SICAV	0	38.356	38.356
**D	STANDARD LIFE WEALTH INTERNATIONAL	0	11.000	11.000
**D	STANDARD LIFE INVESTMENTS	0	200.445	200.445
**D	MULTI SERIES WHOLESAL INTER EQUITIES TR	0	108.541	108.541
**D	AMP CAPITAL SPECIALIST INTERNATIONAL SHA	0	37.511	37.511
**D	FD INTERNATIONAL SHARE FUND 1	0	48.904	48.904
**D	WHOLESALE UNIT TRUST MSCI GLOB INDEX SHS	0	68.341	68.341
**D	WHOLESALE UNIT TRUST GLOBAL SHARES F 3	0	82.647	82.647
**D	AVSUPER FUND	0	35.486	35.486
**D	HENDERSON GLOBAL EQUITY INCOME FUND	0	17.327.773	17.327.773

Azionisti:  
Azionisti in proprio:2473  
0Teste:  
Azionisti in delega:7  
2473

LISTA ESITO DELLE VOTAZIONE  
 Oggetto: Piano 2017 di incentivazione di lungo termine

FAVOREVOLI

Badge	Ragione Sociale	Proprio	Delega	Totale
**D	BARROW HANLEY GLOBAL EQUITY TRUST	0	99.000	99.000
**D	IPAC SPEC INV STR INT SHARE STR NO 9	0	229.182	229.182
**D	IPAC SPEC INV STR INT SHARE STR NO 9	0	1.125.381	1.125.381
**D	WHOLESALE GLOBAL EQUITY INDEX FUND	0	37.574	37.574
**D	AMP INT EQ IND FD HEDGED	0	1.043.631	1.043.631
**D	AMP CAP UNHEDGED GL SHS MULTI MAN FUND	0	343.416	343.416
**D	MULTIMIX WHOLESALA INT SHARES TRUST	0	220.225	220.225
**D	MULTIMIX WHOLESALA INT SHARES TRUST	0	132.200	132.200
**D	MERCER UNHEDGED OVERSEAS SHARES TRUST	0	170.800	170.800
**D	MERCER UNHEDGED OVERSEAS SHARES TRUST	0	118.436	118.436
**D	MERCER UNHEDGED OVERSEAS SHARES TRUST	0	140.324	140.324
**D	LEGALSUPER	0	60.046	60.046
**D	AUSTRALIAN CATHOLIC SUPERAN RETIREM FUND	0	2.142.963	2.142.963
**D	ENHANCED INDEX INTERNATIONAL SHARE FUND	0	19.768	19.768
**D	WHOLESALE UNIT TRUST GLOBAL SHS FUND 5	0	798.880	798.880
**D	TCORPIM INTERNAT SHARES (UNHEDGED) FU	0	251.145	251.145
**D	TCORPIM INTERNAT SHARES (UNHEDGED) FU	0	85.795	85.795
**D	TCORPIM INDEXED INT SHARE(UNHEDGED) F	0	94.227	94.227
**D	UNISUPER	0	202.345	202.345
**D	FCPE AREVA ACTIONS	0	24.400	24.400
**D	1327 FCP BQE SCALBERT DUPONT	0	26.735	26.735
**D	FCP GAILLON 130/30	0	30.000	30.000
**D	FCPE BARCLAYS DIVERSEFIE ACTIONS	0	10.000	10.000
**D	FCPE COFACE	0	2.700	2.700
**D	FCP BAUD CIC	0	10.000	10.000
**D	1448 FCPE GE FACTOFRANCE	0	10.000	10.000
**D	STAUBLI 50 50 CREDIT MUTUEL FCPE	0	10.000	10.000
**D	STAUBLI 80 20 CREDIT MUTUEL FCPE	0	4.000	4.000
**D	FCP SCORE 2012	0	30.780	30.780
**D	FCP OFFENSIF AIR LIQUIDE EXPANS	0	20.000	20.000
**D	TARAVAO INVEST	0	106.737	106.737
**D	CAPACITY FONDS INSTITUTIONEL-ACTIONS ETRANGERES PIB	0	764.529	764.529
**D	PI CH-WORLD EX SWISS EQUITIES TRACKER US	0	169.930	169.930
**D	RAIFFEISEN INDEX FONDS	0	230.028	230.028
**D	PI CH - EUROPEAN EX SWISS EQUITIES	0	425.416	425.416
**D	BANQUE PICTET & CIE SA	0	49.804	49.804
**D	CAPACITY FONDS INSTITUTIONEL ACTIONS ETRANGERES	0	31.292.956	31.292.956
**D	PGSF GLOBAL UTILITIES EQUITIES FUND	0	167.636	167.636
**D	PGSF GLOBAL HIGH YIELD UTILITIES EQUITIES FUND	0	653.169	653.169
**D	PGSF GLOBAL INCOME STOCK FUND	0	428.102	428.102
**D	PGSF GLOBAL UTILITIES EQUITIES CURRENCY HEDGE FUND	0	2.840.533	2.840.533
**D	PICTET-EUROPE INDEX	0	16.869	16.869
**D	SHINKO GLOBAL EQUITY INDEX MOTHER FUND	0	170.000	170.000
**D	DAIWA PAN EUROPEAN HIGH DIVIDEND YIELD STOCK MOTHER FUND	0		

789

**LISTA ESITO DELLE VOTAZIONE**  
**Oggetto: Piano 2017 di incentivazione di lungo termine**

**FAVOREVOLI**

Badge	Ragione Sociale	Proprio	Delega	Totale
**D	NOMURA TRUST BANKING TRUSTEE NIKKO GLOBA	0	684.141	684.141
**D	DEFINED BENEFIT PP FOR CHUGOKU ELECT	0	107.966	107.966
**D	DL INTERNATIONAL RESEARCH OPEN MOTHER FD	0	53.030	53.030
**D	GIVI GLOBAL EQUITY FUND CLT AC	0	96.509	96.509
**D	ROBECO CAPITAL GROWTH FUNDS	0	1.785.229	1.785.229
**D	VONTOBEL FUND	0	1.778.814	1.778.814
**D	LGT MULTI MANAGER FUND	0	612.002	612.002
**D	UBI SICAV	0	114.924	114.924
**D	MACQUARIE - GLOBAL LISTED INFR FD	0	185.791	185.791
**D	BROOKFIELD GLOB.LIST.REAL EST.UC.FD	0	1.626.000	1.626.000
**D	QUAESTIO CAPITAL FUND	0	30.394	30.394
**D	CANDRIAM GF	0	16.239	16.239
**D	OFT MULTI SELECT	0	174.584	174.584
**D	KEMPEN INTERNATIONAL FUNDS	0	1.482.650	1.482.650
**D	BLACKROCK INSTITUTIONAL POOLED FUND PLC	0	293.481	293.481
**D	SHELL TRUST BERMUDA LTD AS TRUSTEE OF THE	0	1.003.844	1.003.844
**D	NFS LIMITED TRAFALGAR COURT LES BANQUES	0	54.177	54.177
**D	SHELL TRUST (BERMUDA) LIMITED AS TRUSTEE	0	575.022	575.022
**D	SHELL TRUST (BERMUDA) LTD AS TRUSTEE OF THE	0	45.199	45.199
**D	SHELL TRUST (BERMUDA) LTD AS TRUSTEE OF THE	0	289.579	289.579
**D	DEKA INVESTMENT GMBH RE DEKASPEZIAL	0	100.000	100.000
**D	DEKA INVESTMENT GMBH RE ARIDEKA	0	2.500.000	2.500.000
**D	DEKA INVEST GMBH RE DEKA-BAV-FONDS	0	250.407	250.407
**D	DEKA INVEST RE SIGMA PLUS KONSERVATIV	0	57.882	57.882
**D	DEKA INVEST - KOMMUNAL EUROLAND BALANCE	0	986.414	986.414
**D	DEKA INVESTMENT GMBH RE DEKA-BR 75	0	124.475	124.475
**D	DEKA INVESTMENT GMBH RE DEKA-BR 55	0	35.000	35.000
**D	DEKA INVESTMENT GMBH RE DEKA-BR 35	0	134.557	134.557
**D	DEKA INVEST RE DEKA-EUROLAND BALANCE	0	3.171.750	3.171.750
**D	DEKA INVEST RE DEKA-STIFTUNGEN BALANCE	0	429.616	429.616
**D	DEKA INVEST RE/DEKAFUTUR-ERTRAG	0	32.000	32.000
**D	DEKA INVEST RE/DEKAFUTUR-WACHSTUM	0	7.160	7.160
**D	DEKA INVESTMENT GMBH RE DEKAFUTUR-CHANCE	0	47.700	47.700
**D	DEKA INVESTMENT GMBH RE DEKA-BR 100	0	123.200	123.200
**D	DEKA INVESTMENT GMBH RE DEKA-BR 85	0	1.500.000	1.500.000
**D	DEKA INVESTMENT GMBH RE DEKA	0	340.768	340.768
**D	BEROLINARENT DEKA	0	900.000	900.000
**D	DEKA INVEST DIVIDENDENSTRATEGIE CF A	0	28.500	28.500
**D	DEKA INVESTMENT GMBH RE DEKA EURO ISTOXX	0	4.842.000	4.842.000
**D	DEKA INVEST GMBH RE DEKA-PB DEFENSIV	0	1.002.521	1.002.521
**D	MAINFRANKEN WERTKONZEPT AUSGEWOGEN	0	41.345	41.345
**D	DEKA INVESTMENT GMBH DEKA MSCI EUROPE UC	0	17.000	17.000
**D		0	275.789	275.789

990

Azionisti: 2473 Teste: 7  
 Azionisti in proprio: 0 Azionisti in delega: 2473

LISTA ESITO DELLE VOTAZIONE  
 Oggetto: Piano 2017 di incentivazione di lungo termine

## FAVOREVOLI

Badge	Ragione Sociale	Proprio	Delega	Totale
**D	DEKA INVESTGMBH RE MSCI EUROPE LC UCITS	0	40.363	40.363
**D	DEKA BASISSTRATEGIE FLEXIBEL	0	31.870	31.870
**D	DEKA INVESTMENT GMBH RE DEKA-BASIS	0	30.000	30.000
**D	DEKA INVEST DEKA EURO STOXX 50 - UCITS	0	3.674.746	3.674.746
**D	DEKA INVESTMENT GMBH RE DEKA-DIVIDEND VA	0	122.500	122.500
**D	DEKA INVESTMENT GMBH RE DEKA-MULTIASSET INCOME	0	78.000	78.000
**D	H.E.S.T. AUSTRALIA LIMITED	0	2.776.522	2.776.522
**D	CONSTRUCTION AND BUILDING UNIONS SUPERAN	0	227.090	227.090
**D	QUEENSLAND LOCAL GOVERNMENT SUPERANNUATI	0	536.283	536.283
**D	SAS TRUSTEE CORPORATION	0	571.909	571.909
**D	SAS TRUSTEE CORPORATION	0	363.716	363.716
**D	SAS TRUSTEE CORPORATION	0	661.807	661.807
**D	UBS GLOBAL ASSET MANAGEMENT LIFE LTD	0	2.089.215	2.089.215
**D	THE BARCLAYS BANK UK RETIREMENT FUND	0	286.966	286.966
**D	GAMMA EMIRATES INVESTMENT L.L.C. EM	0	21.226	21.226
**D	IBM PERSONAL PENSION PLAN TRUST	0	700.140	700.140
**D	BELGINGSFONDS BELCENA	0	174.800	174.800
**D	CHINA LIFE INSURANCE (GROUP) COMPANY	0	77.721	77.721
**D	TELSTRA SUPERANNUATION SCHEME	0	779.040	779.040
**D	VANGUARD INTERNATIONAL SHARE INDEX FUND	0	121.063	121.063
**D	BLACKROCK SCREEN WHOLE INDEXED INT EQ FD	0	14.053	14.053
**D	VANGUARD GLOBAL QUANTITATIVE EQUITY FUND	0	17.442	17.442
**D	VARIABLE PORTFOLIO - LAZARD INTERNATIONAL EQUITY ADVANTAGE FUND	0	871.774	871.774
**D	ANZ ETFs EURO STOXX 50 ETF	0	8.122	8.122
**D	BT SUSTAINABLE INTERNATIONAL SHARE FUND	0	52.278	52.278
**D	TELSTRA SUPERANNUATION SCHEME	0	1.129.925	1.129.925
**D	ACCIDENT COMPENSATION CORPORATION	0	564.196	564.196
**D	CHINA LIFE INSURANCE COMPANY LIMITED	0	594.300	594.300
**D	THE BARCLAYS BANK UK RETIREMENT FUND	0	159.128	159.128
**D	BANCO CENTRAL DE TIMOR EST	0	1.180.132	1.180.132
**D	CONNECTICUT GENERAL LIFE INSURANCE COMPA	0	85.824	85.824
**D	BANCO CENTRAL DE TIMOR-LESTE (BCTL)	0	494.870	494.870
**D	THE BOEING COMPANY EMPLOYEE RETIREMENT P	0	2.393.300	2.393.300
**D	JP MORGAN FUND ICVC- JPM GLOBAL MACRO OP	0	6.444.714	6.444.714
**D	BOMBARDIER TRUST U.S. MASTER TRUST	0	273.086	273.086
**D	RETIREMENT PLAN FOR EMPLOYEES OF AETNA I	0	780.300	780.300
**D	SCHRODER GLOBAL DYNAMIC BLEND FUND	0	190.930	190.930
**D	DEKA INVEST GMBH RE A-VSA-FONDS	0	48.396	48.396
**D	THE BOEING COMPANY EMPLOYEE RETIREMENT P	0	1.530.106	1.530.106
**D	BRUNEI SHELL RETIREMENT BENEFIT FUND	0	82.108	82.108
**D	DEKA INVESTMENT MBH RE PKBMF	0	58.150	58.150
**D	DEKA MBH RE SPK-GOLDMUENZEN-SARASIN	0	51.588	51.588
**D	HARTFORD LIFE INSURANCE COMPANY	0	278.385	278.385

Azionisti: 2473  
 Azionisti in proprio: 0

Teste: 7  
 Azionisti in delega: 2473

## LISTA ESITO DELLE VOTAZIONE

Oggetto: Piano 2017 di incentivazione di lungo termine

## FAVOREVOLI

Badge	Ragione Sociale	Proprio	Delega	Totale
**D	ROCKEFELLER & CO., INC	0	310.918	310.918
**D	CHINATRUST COMMERCIAL BANK LTD. AS	0	75.796	75.796
**D	SCHRODER GLOBAL ACTIVE VALUE FUND	0	64.608	64.608
**D	ALTRIA CLIENT SERVICES MASTER RETIREMENT TRUST	0	206.900	206.900
**D	AXA OFFSHORE MULTIMANAGER FUNDS TRUST --	0	5.390	5.390
**D	JPM CHASE BANK - PB - UK CORPORATIONS	0	80.179	80.179
**D	JP MORGAN CHASE RETIREMENT PLAN	0	993.089	993.089
**D	SCHRODER GLOBAL ENHANCED INDEX FUND	0	1.360.781	1.360.781
**D	UNIVERSITY OF HONG KONG STAFF TERMINAL B	0	19.442	19.442
**D	JPMORGAN CHASE BANK N.A.	0	8.248	8.248
**D	JPMORGAN CHASE BANK N.A.	0	26.534	26.534
**D	JPMORGAN INTERNATIONAL VALUE FUND	0	2.970.145	2.970.145
**D	BLACKROCK FISSION INDEXED INTL EQUITY FD	0	206.321	206.321
**D	ANZ WHOLESAL E INTERN.SHARE NO. 1 FUND	0	22.888	22.888
**D	JPMORGAN INTERNATIONAL OPPORTUNITIES FUN	0	8.723.957	8.723.957
**D	BT INTERNATIONAL FUND	0	226.472	226.472
**D	BT EUROPEAN GROWTH FUND	0	257.884	257.884
**D	JPMORGAN INTREPID INTERNATIONAL FUND	0	3.332.148	3.332.148
**D	BT INSTITUTIONAL CORE GLOBAL SHARE SECTO	0	248.094	248.094
**D	QANTAS SUPERANNUATION PLAN	0	97.302	97.302
**D	MTBJ DAIDO LIFE FOREIGN EQUITY MOTHER FD	0	12.059	12.059
**D	BLACKROCK WHOLESAL E INDEXED INTERNATIONA	0	542.834	542.834
**D	VANGUARD INTERNATIONAL SHARE INDEX FUND	0	2.040.574	2.040.574
**D	CAPITAL WORLD GROWTH & INCOME FUND INC	0	26.073.247	26.073.247
**D	THE INCOME FUND OF AMERICA INC	0	14.584.600	14.584.600
**D	AXA EQUITABLE LIFE INSURANCE CO	0	89.511	89.511
**D	BT INSTITUTIONAL INTERNATIONAL SHARE INTI	0	670.718	670.718
**D	BT WHOLESAL E CORE HEDGED GLOBAL SHARE FU	0	32.123	32.123
**D	SUPER FUNDS MANAG CORP SOUTH AUSTRALIA	0	453.000	453.000
**D	COMMINGLED PENSION TRUST FUND (INTREPID INTERNATIONAL) OF JPMORGAN CHASE BANK	0	1.263.892	1.263.892
**D	SUPERANNUATION FUNDS MANAGEMENT CORPORATION OF SOUTH AUSTRALIA	0	483.643	483.643
**D	AUSCOL SUPERANNUATION FUND	0	329.300	329.300
**D	INTERNATIONAL GROWTH AND INCOME FUND	0	23.080.500	23.080.500
**D	BLACKROCK INTERNATIONAL ALPHA TILTS FUND	0	401.655	401.655
**D	CARBON AWARE INTERNATIONAL SHARES FUND	0	22.534	22.534
**D	WSSP INTERNATIONAL EQUITITIES TRUST	0	164.475	164.475
**D	BLACKROCK INDEXED ALL-COUNTRY EQUITY FUN	0	37.837	37.837
**D	ONEPATH GLOBAL SHARES LARGE CAP UNHEDGED	0	745.395	745.395
**D	EUROPACIFIC GROWTH FUND	0	78.250.000	78.250.000
**D	CAPITAL INCOME BUILDER INC	0	31.752.779	31.752.779
**D	ANZ WHOLESAL E INTERNATIONAL SHARE NO. 3	0	420.300	420.300
**D	UBS (US) GROUP TRUST	0	274.548	274.548
**D	OPTIMIX WHOLESAL E GLOBAL SHARE TRUST	0	202.600	202.600

Pagina 16

Azionisti:  
Azionisti in proprio:

2473

0 Azionisti in delega:

7  
2473

LISTA ESITO DELLE VOTAZIONE  
 Oggetto: Piano 2017 di incentivazione di lungo termine

FAVOREVOLI

Badge	Ragione Sociale	Proprio	Delega	Totale
**D	LUCRF PTY LTD FOR THE LABOUR UNION CO-O	0	52.429	52.429
**D	ADVANCE INTERNATIONAL SHARE INDEX FUND	0	399.318	399.318
**D	SUPERANNUATION FUNDS MANAGEMENT CORPORATION OF SOUTH AUSTRALIA	0	68.855	68.855
**D	JPMORGAN FUND II ICVC - JPM BALANCED MAN	0	21.094	21.094
**D	UBS ASSET MANAGEMENT LIFE LTD	0	82.919	82.919
**D	JPM MULTI-ASSET INCOME FUND	0	103.197	103.197
**D	JPMORGAN FUND ICVC - JPM CAUTIOUS MANAG	0	626.321	626.321
**D	SOUTHERN COMPANY SYSTEM MASTER RETIREMEN	0	2.150.750	2.150.750
**D	ARMSTRONG WORLD INDUSTRIES INC MASTER TR	0	68.741	68.741
**D	RETIREMENT INCOME PLAN OF SAUDI ARABIAN	0	142.939	142.939
**D	FLEXSHARES STOXX GLOBAL ESG IMPACT INDEX	0	2.348	2.348
**D	ASPIRANT RISK MANAGED GLOBAL EQUITY FUND	0	3.971	3.971
**D	MINISTRY OF STRATEGY AND FINANCE	0	29.883	29.883
**D	MINISTRY OF STRATEGY AND FINANCE	0	3.593.583	3.593.583
**D	RETIREMENT INCOME PLAN OF SAUDI ARABIAN OIL COMPANY	0	96.300	96.300
**D	RETIREMENT INCOME PLAN OF SAUDI ARABIAN OIL COMPANY	0	36.679	36.679
**D	RETIREMENT INCOME PLAN OF SAUDI ARABIAN OIL COMPANY	0	215.721	215.721
**D	JNL-S&P INTERNATIONAL 5 FUND	0	470.433	470.433
**D	SBC MASTER PENSION TRUST	0	3.228.860	3.228.860
**D	FLEXSHARES STOXX GLOBAL BROAD INFRASTRUC	0	398.451	398.451
**D	AQR FUNDS - AQR INTERNATIONAL MULTI-STYLE FUND CORPORATION SERVICE COMPANY	0	274.482	274.482
**D	T ROWE PRICE INTERNATIONAL EQUITY INDEX	0	675.971	675.971
**D	EQ ADVISORS TRUST: EQ/PUTNAM INTERNA	0	1.451.111	1.451.111
**D	JNL/BLACKROCK GLOBAL ALLOCATION FUND	0	24.723.312	24.723.312
**D	MFS UTILITIES FUND	0	89.661	89.661
**D	AQR FUNDS - AQR INTERNATIONAL DEFENSIVE EQUITY FUND CORPORATION SERVICE COMPANY	0	302.818	302.818
**D	SBC MASTER PENSION TRUST SBC MASTER PENSION TRUST 208	0	1.170.475	1.170.475
**D	NVIT INTERNATIONAL INDEX FUND	0	333.385	333.385
**D	FLEXSHARES MORNINGSTAR DEVELOPED MARKETS	0	1.133.749	1.133.749
**D	JNL/MELLON CAPITAL INTNAL INDEX FUND	0	850.658	850.658
**D	EQ ADVISORS TST - ATM INTERNATIONAL MANA	0	95.215	95.215
**D	EQ ADVISORS TRUST - AXA TEMPLETON GLOBAL	0	385.295	385.295
**D	EQ ADVISORS TRUST-AXA GLOBAL EQ MANAGED	0	1.968.658	1.968.658
**D	NVIT MULTI-MANAGER INTERNATIONAL VALUE F	0	483.754	483.754
**D	EQ ADV. TRUST AXA INTL.CORE MANAGED VOLA	0	281.005	281.005
**D	AQR INTERNATIONAL EQUITY FUND	0	57.379	57.379
**D	AQR GLOBAL EQUITY FUND	0	2.218.200	2.218.200
**D	JNL/BROOKFIELD GLOBAL INFRASTRUCTURE FUND	0	9.323	9.323
**D	AQR FUNDS AQR TAX-MANAGED INTL MOMENTUM	0	396.800	396.800
**D	REYNOLDS AMERICAN DEFINED BENEFIT MASTER	0	206.497	206.497
**D	FUNDACAO CALOUSTE GUIBENKIAN	0	2.144.571	2.144.571
**D	FIDELITY CENTRAL INVESTMENT PORTFOLIOS L	0	406.618	406.618
**D	GOLDMAN SACHS TRUST - GOLDMAN SACHS DYNAMIC ALLOCATION FUND	0	3.267.978	3.267.978
**D	GOLDMAN SACHS TRUST-G.S.INTL.TAX MANAGED	0		

Azionisti: 2473 Teste: 7  
 Azionisti in proprio: 0 Azionisti in delega: 2473

293

LISTA ESITO DELLE VOTAZIONE  
 Oggetto: Piano 2017 di incentivazione di lungo termine

FAVOREVOLI

Badge	Ragione Sociale	Proprio	Delega	Totale
**D	GOLDMAN SACHS TRUST- GOLDMAN SACHS INTER	0	233.525	233.525
**D	GOLDMAN SACHS STRATEGIC INTERNATIONAL EQ	0	599.820	599.820
**D	PETERCAM B FUND	0	70.000	70.000
**D	THE MASTER TRUST BANK OF JAPAN LTD	0	9.812.150	9.812.150
**D	THE MASTER TRUST BANK OF JAPAN LTD	0	8.354.295	8.354.295
**D	THE MASTER TRUST BANK OF JAPAN, LTD AS TRUSTEE FOR MUTB4000045796	0	9.952.576	9.952.576
**D	JPMORGAN LIFE LIMITED	0	84.259	84.259
**D	JPMORGAN LIFE LIMITED	0	30.140	30.140
**D	SANLAM LIFE AND PENSIONS UK LIMITED	0	342.714	342.714
**D	STICHTING SHELL PENSIOENFONDS	0	2.769.674	2.769.674
**D	SHELL PENSIONS TRUST LIMITED AS TRUSTEE OF SHELL CONTRIBUTORY PENSION FUND	0	1.572.238	1.572.238
**D	TFL PENSION FUND	0	2.710.456	2.710.456
**D	PLUMBING & MECHANICAL SERV (UK) INDUSTRY	0	26.588	26.588
**D	SOMERSET COUNTY COUNCIL PENSION FUND	0	220.482	220.482
**D	STICHTING ALGEMEEN PENSIOENFONDS PROVISU	0	101.800	101.800
**D	THE MASTER TRUST BANK OF JAPAN, LTD. AS TRUSTEE FOR MUTB4000045792	0	8.402.055	8.402.055
**D	VANGUARD TOTAL INTERNATIONAL STOCK INDEX	0	93.434.868	93.434.868
**D	PRUDENTIAL LEGACY INSURANCE COMPANY OF N	0	546.993	546.993
**D	MASTER TRUST BANK OF JAPAN, LTD. PENSION	0	9.676.019	9.676.019
**D	THE MASTER TRUST BANK OF JAPAN LTD	0	9.803.313	9.803.313
**D	VANGUARD FID COMPANY EUROPEAN STOCK INDE	0	430.918	430.918
**D	GOVERNMENT SUPERANNUATION FUND	0	1.482.312	1.482.312
**D	DEKA INVEST RE VSINVESTMENT GOCH-FONDS	0	150.000	150.000
**D	DEKA INVEST RE DEKA TRUST BALANCED-FONDS	0	170.929	170.929
**D	DEKA A-DIM-WETZLAR-FONDS	0	36.096	36.096
**D	DEKA A-DIM-WETZLAR-BALANCED-FONDS	0	27.900	27.900
**D	DEKA INVESTMENT GMBH RE SAPHIR-FONDS	0	21.100	21.100
**D	DEKA FUNDMASTER INVESTMENTGESELLSCHAFT M	0	17.913	17.913
**D	A-DOR-FONDS	0	79.227	79.227
**D	DEKA INVESTMENT GMBH RE DOHAMON-FONDS DER IHK ZU DORTMUND	0	5.650	5.650
**D	DEKA INVESTMENT GMBH RE AWB-ES-FONDS	0	14.525	14.525
**D	DEKA INVEST GMBH DRUPA-FONDS	0	8.889	8.889
**D	DEKA INVESTMENT GMBH RE PFRUENDE INVEST	0	9.544	9.544
**D	DEKA INVESTMENT GMBH RE DBU SARASIN GLOB	0	127.696	127.696
**D	DEKA INVEST RE DEKA-ZMV-FONDS	0	31.500	31.500
**D	DEKA INVESTMENT GMBH RE STADTBahn-FONDS	0	18.629	18.629
**D	DEKA INVEST REGIONALE-WUPPERTAL-FONDS	0	26.479	26.479
**D	DEKA INVESTMENT GMBH RE DEKA-KSG-FONDS	0	10.560	10.560
**D	DEKA INVEST MAULBRONN-STROMBERG-FONDS	0	19.836	19.836
**D	DEKA INVEST RE KOMMONAL-TUT-BALANCED -FO	0	42.550	42.550
**D	DEKA INVESTMENT GMBH RE VER 03-FONDS	0	10.468	10.468
**D	KIRCHHEIM UNTER TECK FONDS	0	8.000	8.000
**D	DEKA INVEST GMBH RE BODENSEE-FONDS	0	7.000	7.000

794

LISTA ESITO DELLE VOTAZIONE  
 Oggetto: Piano 2017 di incentivazione di lungo termine

FAVOREVOLI

Badge	Ragione Sociale	Proprio	Delega	Totale
**D	DEKA INVESTMENT GMBH RE DEKA-BR 20	0	11.611	11.611
**D	DEKA INVEST. GMBH RE A-KLB-MASTERFONDS	0	686.300	686.300
**D	DEKA INVEST RE PRIVAT VORSORGE AS-FONDS	0	320.000	320.000
**D	DEKA INVESTMENT GMBH RE PRODEKA	0	284.000	284.000
**D	DEKA INVEST GMBH RE AGR DENA I	0	50.031	50.031
**D	DEKA INVEST GMBH RE DEKA-CUX-LCR-FONDS	0	20.000	20.000
**D	DEKA INVESTMENT GMBH RE A-XSK FULDA-FOND	0	55.000	55.000
**D	DEKA INVESTMENT GMBH RE MFR-MASTERFONDS	0	116.306	116.306
**D	DEKA INV RE MKG DEUTSCHLAND BALANCE	0	4.300	4.300
**D	DEKA INVEST.GMBH RE A-HAM-FONDS	0	39.399	39.399
**D	DEKA INVESTMENT GMBH TRIANON-FONDS AKTIE	0	46.981	46.981
**D	DEKA INVEST. A-NORDHAUSEN 2-FONDS	0	60.300	60.300
**D	DEKA INVESTMENT GMBH RE S BROKER 1 FONDS	0	43.000	43.000
**D	DEKA INV. GMBH RE A-GOLDENE AUE-FONDS	0	75.000	75.000
**D	DEKA INVESTMENT GMBH RE A-SKGO-FONDS	0	20.000	20.000
**D	DEKA INVESTMENT GMBH RE LANDSBERG-FONDS	0	43.400	43.400
**D	DEKA INVESTMENT GMBH RE A-ASD-FONDS	0	26.600	26.600
**D	DEKA INVESTMENT GMBH RE A-AMISIA-FONDS	0	85.000	85.000
**D	DEKA INVESTMENT GMBH RE A-AMISIA-FONDS I	0	96.816	96.816
**D	DEKA INVESTMENT GMBH RE GRAF ENGELBERT I	0	20.000	20.000
**D	DEKA INVESTMENT GMBH RE TUT-MASTERFONDS	0	24.000	24.000
**D	DEKA A-BAD HERSFELD-FONDS	0	13.950	13.950
**D	DEKA INVESTMENT GMBH RE A WITTRING LCR FONDS	0	214.211	214.211
**D	DEKA INVESTMENT GMBH RE DEKA VALUE PLUS	0	100.347	100.347
**D	RAGS-FUNDMASTER	0	1.367.405	1.367.405
**D	KAPITALFORENINGEN PENSAM INVEST PSI 30 EUROPAEISKE AKTIER	0	44.760	44.760
**D	KAPITALFORENINGEN PENSAM INVEST PSI	0	22.521	22.521
**D	DEAM FONDS VVK 2	0	178.122	178.122
**D	UKA-FONDS	0	141.870	141.870
**D	SCHRODER DIVERSIFIED GROWTH FUND	0	184.862	184.862
**D	THE MASTER TRUST BANK OF JAPAN LTD	0	325.174	325.174
**D	BUREAU OF LABOR FUNDS- LABOR PENSION FUND	0	1.439.557	1.439.557
**D	BUREAU OF LABOR FUNDS-LABOR INSURANCE FUND	0	966.239	966.239
**D	NATIONWIDE INTERNATIONAL INDEX FUND	0	853.299	853.299
**D	STICHTING ASR BEWAARDER	0	1.385.753	1.385.753
**D	JPMORGAN EUROPEAN INVESTMENT TRUST PLC	0	384.708	384.708
**D	KAPITALFORENINGEN INSTITUTIONEL INVESTOR EUROPAEISKE AKTIER	0	177.387	177.387
**D	PENSIONSKASSEN FOR BORNE-OG UNGDOMS	0	393.450	393.450
**D	STATE OF WYOMING	0	345.106	345.106
**D	TRUST AND CUSTODY SERVICED BANK LIMITED	0	1.596.246	1.596.246
**D	DEKA INV RE HASPA POTENZ GERMANY NONAIF	0	68.000	68.000
**D	DEKA INTL S.A GLOBALE AKTIEN LOWRISK	0	277.360	277.360
**D	INTERNATIONAL FUND MANAGEMENT S.A.	0	24.010	24.010

Azionisti: 2473 Teste: 7  
 Azionisti in proprio: 0 Azionisti in delega: 2473

395



LISTA ESITO DELLE VOTAZIONE

Oggetto: Piano 2017 di incentivazione di lungo termine

FAVOREVOLI

Badge	Ragione Sociale	Proprio	Delega	Totale
**D	DEKA INTERNATIONAL S.A. RE DEKA-EUROSTOC	0	2.613.821	2.613.821
**D	DEKA INTERNATIONAL S.A RE DEKA-EURO PAGARANT	0	620.303	620.303
**D	DEKA INTERNATIONAL S.A. RE DEKA PRIVATE	0	4.600	4.600
**D	DEKA INTERNATIONAL S.A RE DEKALUX-EUROPA	0	580.000	580.000
**D	DEKA INTERNATIONAL S.A. RE DEKA-EUROPAVA	0	183.800	183.800
**D	INTERNATIONAL FUND MANAGEMENT S.A. RE IF	0	3.170.000	3.170.000
**D	INTERNATIONAL FUND MANAGEMENT S.A. RE IFM	0	520.000	520.000
**D	EQ ADV TRUST EQ/INT. EQ. INDEX PORTFOLIO	0	2.088.879	2.088.879
**D	EQ ADVISORS TRUST-AXA/AB DYNAMIC GROWTH	0	326.760	326.760
**D	EQ ADVISORS TRUST-AXA INTL.MANAGED VOLAT	0	1.101.126	1.101.126
**D	BOILERMAKERS NATIONAL ANNUITY TRUST	0	79.378	79.378
**D	VANTAGETRUST III MASTER COLLECTIVE INVE	0	3.039.866	3.039.866
**D	THE MASTER TRUST BANK OF JAPAN LTD	0	166.988	166.988
**D	STICHTING PENSIOENFONDS VOOR HUISARTSEN	0	478.380	478.380
**D	THE MASTER TRUST BANK OF JAPAN	0	170.266	170.266
**D	BUREAU OF LABOR FUNDS-LABOR INSURANCE FUND	0	208.295	208.295
**D	BUREAU OF LABOR FUNDS - LABOR RETIREMENT FUND	0	54.304	54.304
**D	MISSOURI EDUCATION PENSION TRUST	0	695.708	695.708
**D	CITY OF PHILADELPHIA PUBLIC RETIREMENT	0	363.805	363.805
**D	NEW YORK STATE COMMON RETIREMENT FUND	0	7.280.566	7.280.566
**D	FIDELITY INVESTMENT FUNDS - FIDELITY	0	388.919	388.919
**D	SCHRODER QEP GLOBAL CORE FUND	0	893.142	893.142
**D	SCHRODER QEP GLOBAL ACTIVE VALUE FUND	0	411.865	411.865
**D	FIDELITY INVESTMENT FUNDS - FIDELITY MONEYBUILDER WORLD INDEX FUND	0	109.309	109.309
**D	MASTER TRUST FOR NATIONAL PENSION FD	0	96.828	96.828
**D	THE MASTER TRUST BANK OF JAPAN LTD	0	155.632	155.632
**D	TRUST AND CUSTODY SERVICED BANK LIMITED	0	67.021	67.021
**D	COLUMBIA CAPITAL ALLOCAT.MODERATE CONSER	0	36.108	36.108
**D	COLUMBIA CAPITAL ALLOCATION AGGRESSIVE P	0	40.290	40.290
**D	COLUMBIA CAPITAL ALLOCATION CONSERVATIVE	0	23.622	23.622
**D	JPMORGAN INSURANCE TRUST GLOBAL ALLOCATI	0	17.304	17.304
**D	JPMORGAN DIVERSIFIED FUND	0	290.499	290.499
**D	JPMORGAN INCOME BUILDER FUND	0	1.422.428	1.422.428
**D	COMMINGLED PEN TR FD INTL(RES.ENHAN.IND)	0	80.830	80.830
**D	COMMINGLED PENSION TR FUN INT OPPORTUNIT	0	4.407.658	4.407.658
**D	JPMORGAN INTERNAT.RESEARCH ENHANCED EQUI	0	2.413.502	2.413.502
**D	MFS GLOBAL ALTERNATIVE STRATEGY FUND	0	29.398	29.398
**D	JPMORGAN GLOBAL ALLOCATION FUND	0	524.701	524.701
**D	JPMORGAN GLOBAL RESEARCH ENHANCED INDEX FUND	0	3.225.979	3.225.979
**D	PGIM INVESTMENTS INC THREE GATEWAY CENTE	0	10.045	10.045
**D	MFS INTERNATIONAL RESEARCH EQUITY LLC	0	90.232	90.232
**D	PROVEDA GLOBAL EQUITY, LP	0	3.936	3.936
**D	MMA PRAXIS INTERNATIONAL INDEX FUND	0	86.564	86.564

796

LISTA ESITO DELLE VOTAZIONE

Oggetto: Piano 2017 di incentivazione di lungo termine

FAVOREVOLI

Badge	Ragione Sociale	Proprio	Delega	Totale
**D	NEW MEXICO STATE INVESTMENT COUNCIL	0	550.878	550.878
**D	JPMORGAN DIVERSIFIED REAL RETURN FUND	0	23.959	23.959
**D	OWENS CORNING DEFINED BENEFIT MAS TR	0	95.760	95.760
**D	VERMONT PENSION INVESTMENT COMMITTEE	0	762.716	762.716
**D	DELTA MASTER TRUST	0	103.349	103.349
**D	RETIREMENT PLAN FOR EMPLOYEES OF AETNA I	0	43.817	43.817
**D	KATHERINE C. MOORE CHARITABLE LEAD ANNUITY TRUST II	0	6.060	6.060
**D	JPMORGAN DIVERS RETURN EU EQUIT ETF	0	26.120	26.120
**D	PROSHARES HEDGED FTSE EUROPE ETF	0	3.668	3.668
**D	O'SHARES FTSE EUROPE QUALITY DIVIDEND ET	0	54.810	54.810
**D	DUKE ENERGY RETIREMENT SAVINGS PLAN	0	396.100	396.100
**D	THE KATHERINE MOORE REVOCABLE TRUST	0	15.133	15.133
**D	OPPENHEIMER MACQUARIE GLOBAL INFRASTRUCR	0	57.795	57.795
**D	MULTI-MAN DIRECT ALTERNATIVE STRATE FUND	0	171.889	171.889
**D	VALEO NORTH AMERICA, INC. MASTER PENSION	0	65.067	65.067
**D	FIDELITY INVESTMENTS MONEY MANAGEMENT INC	0	8.517	8.517
**D	SCHRODER GLOBAL MULTI-CAP VALUE PORTFOLIO L.P	0	24.270	24.270
**D	NEW MEXICO STATE INVESTMENT COUNCIL	0	1.121.765	1.121.765
**D	JAB CONSOLIDATED LTD	0	1.426	1.426
**D	JTB I LTD	0	1.345	1.345
**D	FM KIRBY DTD TRUST 1/3/75 FBO JEFFERSON W KIRBY	0	6.506	6.506
**D	EM KIRBY TRUST DTD 1/3/75 FBO S DILLARD KIRBY	0	8.853	8.853
**D	F.M.KIRBY TRUST DATED 1/3/75 FBO FRED M. KIRBY III	0	6.505	6.505
**D	UBS FTSE RAFI DEVELOPED 1000 INDEX FUND	0	304.555	304.555
**D	LA CAISSE COMMUNE DES COMMISSIONS DES REGIMES DES EMPLOYES MANUELS DE LA VILLE DE MONTREAL	0	99.894	99.894
**D	THE PHASE INVESTMENT FUND	0	65.696	65.696
**D	LABORERS PENSION FUND OF WESTERN CANADA	0	136.800	136.800
**D	AURION INTERNATIONAL DAILY EQUITY FD	0	38.574	38.574
**D	SHELL CANADA 2007 PENSION TRUST	0	205.878	205.878
**D	SUN LIFE MFS LOW VOLATILLY INTERNATION	0	119.297	119.297
**D	MANULIFE ASSET MANAGEMENT GLOBAL FUND	0	801.495	801.495
**D	MANULIFE GLOBAL DIVIDEND GROWTH FUND	0	770.293	770.293
**D	REGIME DE RETRAITE DE L'UNIVER DU QUEBEC	0	182.066	182.066
**D	THE BOMBARDIER TRUST (UK)	0	1.604.605	1.604.605
**D	BOMBARDIER TRUST (CANADA) GLOBAL EQUIT FU	0	443.880	443.880
**D	BOMBARDIER TRUST (CANADA) REAL RETURN AS	0	1.109.026	1.109.026
**D	THE BOMBARDIER TRUST (UK)	0	120.322	120.322
**D	BOMBARDIER TRUST (CANADA) GLOBAL EQUIT FU	0	171.679	171.679
**D	BROOKFIELD GLOBAL INFRASTRUCTURE SECURIT	0	340.600	340.600
**D	BROOKFIELD GLOBAL LISTED INFRASTRUCTURE	0	827.900	827.900
**D	DOFASCO EMPLOYEES SAV & PRO SHARING FUND	0	55.424	55.424
**D	ARCELORMITTAL DOFASCO INC HYBRID PLAN	0	238.697	238.697
**D	EL FINANCIAL CORPORATION LIMITED	0	159.800	159.800

797

LISTA ESITO DELLE VOTAZIONE  
 Oggetto: Piano 2017 di incentivazione di lungo termine

FAVOREVOLI

Badge	Ragione Sociale	Proprio	Delega	Totale
**D	EL FINANCIAL CORPORATION LIMITED	0	445.000	445.000
**D	ELECTRICAL INDUSTRY PENS TR FUND ALBERTA	0	75.200	75.200
**D	FONDS DE SOLIDARITE DES TRAV.QUEBEC FTQ	0	153.447	153.447
**D	FONDS COMMUN REG RETRAITE UNIVERSIT LAV	0	45.310	45.310
**D	FUT15 FONDS INDUSTRIELLE ALLIANCE	0	75.939	75.939
**D	PERPETUAL ECONOMIC DIVERSIF. GLOBAL EQUI	0	94.760	94.760
**D	CUSTOM PORTFOLIO SOLUTIONS GLOBAL MAN T	0	5.247	5.247
**D	MACQUARIE GLOBAL INFRASTRUCTURE INCOME F	0	88.367	88.367
**D	HEXAVEST EUROPE FUND	0	2.255.514	2.255.514
**D	HEXAVEST EUROPAC FUND	0	94.130	94.130
**D	REGIME DE RETRAITE D HYDRO QUEBEC	0	615.700	615.700
**D	PERPETUAL PRIVATE INTERNAT SHARE FUND	0	569.700	569.700
**D	PAVILLION INTERNAT FOCUSED EQUITY POOL	0	73.800	73.800
**D	MANULIFE INTERNATIONAL EQUITY INDEX FUND	0	33.427	33.427
**D	MANULIFE INVESTMENT EXCHANGE FUND CORP	0	252.000	252.000
**D	MANULIFE GLOBAL INFRASTRUCTURE FUND	0	724.900	724.900
**D	MANULIFE SOBESYS GLOBAL EQUITY FUND UT	0	341.400	341.400
**D	MANULIFE GLOBAL ENHANCED EQUITY FUND ACR	0	3.175	3.175
**D	MFS GLOBAL RESEARCH FUND	0	805.248	805.248
**D	MFS CANADIAN EQUITY PLUS FUND	0	14.229	14.229
**D	ASSOCIATION BIENF RETR POL VILLE MONTREA	0	86.200	86.200
**D	NATWEST DEP SW SVSTPI IBI GS C	0	318.480	318.480
**D	REG RETR EMPL MANUELS VILLE MONTREAL	0	230.393	230.393
**D	PACIFIC SALMON COMMISSION LSV	0	94.300	94.300
**D	CIDEL BANK & TRUST INC AS TRUSTEE	0	35.645	35.645
**D	NORFOLK PENSION FUND	0	1.146.240	1.146.240
**D	M AND S WORLDWIDE MANAGED FUND WORL	0	350.434	350.434
**D	SOUTH YORKSHIRE PENSIONS AUTHORITY	0	1.270.000	1.270.000
**D	WEST MIDLANDS METROPOLITAN AUT PENS FD	0	1.942.000	1.942.000
**D	WEST YORKSHIRE PENSION FUND	0	1.750.000	1.750.000
**D	CITY E COUNTY OF SWANSEA PENSION FUND	0	277.472	277.472
**D	HENDERSON INTERNATIONAL INCOME TRUST PLC	0	891.500	891.500
**D	BBC PENSION SCHEME	0	1.268.300	1.268.300
**D	NATIONAL GRID UK PENSION SCHEME	0	1.622.846	1.622.846
**D	PHOENIX UNIT TRUST MANAGERS EURO	0	262.486	262.486
**D	PHOENIX UNIT TRUST MANAGERS BOTHWELL EUROPE FUND	0	4.438.396	4.438.396
**D	DE SHAW VALUE ALL COUNTRY ALPHA EXTENSION FUND	0	242.487	242.487
**D	KBI GLOBAL RESOURCES SOLUTIONS CIT	0	36.246	36.246
**D	JPMORGAN MULTI BALANCED FUND	0	201.595	201.595
**D	DEAM CAP B EQU EMU INDEX	0	1.584.964	1.584.964
**D	DEAM PRE-RTD EQUITIES EMU	0	164.339	164.339
**D	DEAM CAP B EQU EUROPE IND	0	587.081	587.081
**D	II EQUITIES EURO	0	535.000	535.000

Azionisti: 2473 Teste: 7  
 Azionisti in proprio: 0 Azionisti in delega: 2473

798

## LISTA ESITO DELLE VOTAZIONE

Oggetto: Piano 2017 di incentivazione di lungo termine

## FAVOREVOLI

Badge	Ragione Sociale	Proprio	Delega	Totale
**D	DPAM CAP B EQU EMU BEH VAL	0	3.000.000	3.000.000
**D	SCHWAB INTERNATIONAL INDEX FUND	0	1.918.958	1.918.958
**D	THE MASTER TRUST BANK OF JAPAN LTD	0	132.000	132.000
**D	SCHWAB FUNDAMENTAL INTER LARGE COMP IN F	0	1.410.149	1.410.149
**D	THE MASTER TRUST BANK OF JAPAN LTD	0	252.000	252.000
**D	HSEC POOLED INVESTMENT FUND, HSEC POOLED EUROPEAN EQUITY FUND	0	7.274.060	7.274.060
**D	AGZR REUNICA PREVOYANCE	0	320.000	320.000
**D	IRCOM RETRAITE DIVERSIFIE	0	260.000	260.000
**D	ALM ACT ZONE EUR ISR	0	2.700.000	2.700.000
**D	FCP AIM ACTIONS EURO	0	3.340.000	3.340.000
**D	GROUPAMA GAN VIE	0	632.260	632.260
**D	FCP GROUPAMA FCR1	0	108.752	108.752
**D	FCP PARIS VAL DE LOIRE ACTIONS EURO	0	120.902	120.902
**D	FCP GROUPAMA RHONES ALPES AUVERGNE	0	20.855	20.855
**D	FCP GROUPAMA GRAND EST	0	34.615	34.615
**D	FCP GROUPAMA LOIRE BRETAGNE	0	27.808	27.808
**D	FCPE GERP DEV DUR EQUILIBRE	0	304.000	304.000
**D	FCP GAN FRANCE SELECT	0	91.178	91.178
**D	FCP TA-ITA OBELIGAZIONI	0	90.865	90.865
**D	FCP GROUPAMA CR GENOVA 1	0	146.039	146.039
**D	FCP GROUPAMA CR ACTIONS EUROS	0	104.143	104.143
**D	FCP GR. NORD EST ACTIONS	0	88.912	88.912
**D	FCP WALLON	0	142.952	142.952
**D	FCP GROUPAMA DEPENDANCE	0	19.536	19.536
**D	FCP GROUPAMA AAEAX	0	51.861	51.861
**D	FCP GAN EUROSTRATEGIE	0	104.603	104.603
**D	FCP ASTORG CROISSANCE EMERGING	0	247.666	247.666
**D	FCPE GROUPAM EPARGNE RESPONSABLE PERSPEC	0	360.000	360.000
**D	FCPE GROUPAMA EPARGNE RESPONSABLE	0	355.300	355.300
**D	FCP GROUPAMA LOIRE BRETAGNE 2	0	15.367	15.367
**D	FCP MICHELET UK TUNNEL	0	30.849	30.849
**D	FCP ASTORG FLEXIBLE ALLOCATION	0	186.423	186.423
**D	FCP ASTORG TUNNEL SIX	0	534.780	534.780
**D	FCP AIR FRANCE IFC	0	68.548	68.548
**D	AXA INTERNATIONAL ACTIONS	0	9.000	9.000
**D	FCP AXIVA ACTION 1	0	61.645	61.645
**D	AXA ROSENBERGER INTERNATIONAL	0	246.000	246.000
**D	AXA ROSENBERG EUROBLOC	0	2.775.000	2.775.000
**D	FCP SAKKARAH 7	0	172.520	172.520
**D	BARYUM QUANT FCP	0	567.000	567.000
**D	AXA LEBEN AG	0	408.000	408.000
**D	AXA VERSICHERUNGEN AG	0	102.000	102.000
**D	CM EUROPE ACTIONS	0	232.838	232.838

Azionisti: 2473 Teste: 7  
 Azionisti in proprio: 0 Azionisti in delega: 2473

LISTA ESITO DELLE VOTAZIONE  
 Oggetto: Piano 2017 di incentivazione di lungo termine

FAVOREVOLI

Badge	Regione Sociale	Proprio	Delega	Totale
**D	FCP CIC TECHNO COM	0	127.000	127.000
**D	FCP UNION EUROPE	0	1.763.359	1.763.359
**D	UNION EUROPE VALJE	0	1.361.042	1.361.042
**D	FCP CM ACTIONS EURO	0	1.132.155	1.132.155
**D	FCP UNION LONG SHORT EUROPE	0	104.989	104.989
**D	UNIVERSE THE CMI GLOBAL NETWORK FUND	0	1.082.903	1.082.903
**D	JO HAMBRO CAPITAL MANAGEMENT UMBRELLA FU	0	2.451.255	2.451.255
**D	CAPITAL GROUP ABSOLUTE INCOME GROWER COM	0	257.492	257.492
**D	CAPITAL GUARDIAN ALL COUNTRY WORLD EQUITY FUND FOR TAX - EXEMPT TRUSTS	0	7.750	7.750
**D	FQ ESSENTIAL BETA FUND LTD	0	72.882	72.882
**D	CAPITAL GROUP EMPLOYEE BENEFIT INV.TRUST	0	1.177.079	1.177.079
**D	CAPITAL INTERNATIONAL WORLD EQUITY	0	47.367	47.367
**D	STATE FARM MUTUAL AUTOMOBILE INS.CO	0	93.148	93.148
**D	EQ ADVISORS TRUST - AXA SMARTBETA EQUITY	0	3.000	3.000
**D	PUBLIC EMPLOYEES RETIREMENT SYSTEM OF OH	0	3.755.946	3.755.946
**D	GREATER MANCHESTER PENSION FUND	0	735.817	735.817
**D	NEW YORK STATE COMMON RETIREMENT FUND	0	467.446	467.446
**D	AXA ROSENBERG EUROPEAN FUND	0	105.000	105.000
**D	AXA ROSENBERG GLOBAL FUND	0	489.000	489.000
**D	STATE FARM INSURANCE CO EMPLO.RET TS	0	129.685	129.685
**D	1290 FUNDS - 1290 SMARTBETA EQUITY FUND	0	3.000	3.000
**D	CAPITAL GUARDIAN INTERNATIONAL (NON US) EQUITY FUND FOR TAX EXEMPT TRUSTS	0	185.904	185.904
**D	CAPITAL GUARDIAN GLOBAL EQUITY FUND	0	30.500	30.500
**D	NBIMC EAFE EQUITY INDEX FUND - CLASS N	0	222.603	222.603
**D	AXA INSURANCE UK PLC	0	42.000	42.000
**D	AXA INSURANCE LIMITED	0	705.000	705.000
**D	FTSE ALL WORLD INDEX FUND	0	494.560	494.560
**D	CENTRAL FINANCE BOARD METHODIST CHURCH	0	46.000	46.000
**D	FLF STRATEGIC GLOBAL EQUITY FUND	0	247.618	247.618
**D	REASSURE LIMITED	0	269.678	269.678
**D	HSBC EUROPEAN INDEX FUND	0	1.476.059	1.476.059
**D	AXA GLOBAL DISTRIBUTION FUND	0	111.000	111.000
**D	HSBC INSTITUTIONAL TRUST SERVICES	0	343.554	343.554
**D	HSBC ETFs PLC	0	455.762	455.762
**D	HSBC GLOBAL INVESTMENT FUNDS	0	533.680	533.680
**D	HSBC GLOBAL INVESTMENT FUNDS EUROPEAN EQ	0	452.429	452.429
**D	HSBC GLOBAL INVESTMENT FUNDS	0	79.903	79.903
**D	SEI SYSTEMATIC FIN MGMT MSTR	0	79.300	79.300
**D	LOMBARD ODIER FUNDS (SWITZERLAND) SA I3D	0	976.801	976.801
**D	TRUST E CUSTODY SERVICES BANK LTD	0	1.151.702	1.151.702
**D	TRUST & CUSTODY SERVICES BANK LTD AS TRUSTEE FOR PENSION INVESTMENT FUND TRUST NUMBER 21	0	208.301	208.301
**D	MHYB (LUX)/TWA UMBRELLA FUND-GLOBAL EQUI	0	52.600	52.600
**D	NIKKO AM INVESTMENT TRUST (LUXEMBOURG) - NIKKO AM INTECH KOKUSAI FUND	0	1.462	1.462

Azionisti: 2473  
 Azionisti in proprio: 0

Teste: 7  
 Azionisti in delega: 2473

80

## LISTA ESITO DELLE VOTAZIONE

Oggetto: Piano 2017 di incentivazione di lungo termine

## FAVOREVOLI

Badge	Ragione Sociale	Proprio	Delega	Totale
**D	TMA UMBRELLA FD-TMA ACWI EX-JAPAN PORTF.	0	69.900	69.900
**D	ASR LEVENSVZERKERING N.V.	0	369.589	369.589
**D	ASR EURO AANDELEN POOL (ASSETS)	0	335.575	335.575
**D	AMEV LEVEN BELEGGINGEN	0	1.161.685	1.161.685
**D	AMERSF ALG BELEGGINGEN INZAKE AOV	0	153.521	153.521
**D	ASR AANVULLENDE ZIETKOSTENVERSEKERING	0	20.732	20.732
**D	EUROPEESCHE VERZEKERING MAATSCHAPPIJ NV	0	9.498	9.498
**D	AMEV SCHADE BELEGGINGEN	0	262.616	262.616
**D	AXENT NABESTAANDENZORG N.V.	0	199.341	199.341
**D	ASR LEVENSVZERKERING DE BENDRAGT PENSIO	0	120.429	120.429
**D	SWISSANTO FONDSLEITUNG AG	0	3.267.941	3.267.941
**D	SWISS NATIONAL BANK	0	28.906.619	28.906.619
**D	GLOBAL INFRASTR DIV FOCUS EQUITY FUND	0	7.911.592	7.911.592
**D	PHITRUST ACTIVE INVESTORS EURO ACTIVE INVESTORS FUND	0	19.422	19.422
**D	HSBC EUROPEAN GROWTH FUND	0	1.320.817	1.320.817
**D	AI DEVELOPED EUROPEAN EX UK EQUITY	0	187.646	187.646
**D	GRAM INVESTMENT MANAGEMENT (SWITZERLAND) LTD.	0	390.853	390.853
**D	D.E SHAW COUNTRY GLOBAL ALPHA EXTENSION PORTFOLIOS LLC	0	235.540	235.540
**D	DIVERSIFIE ACTIONS 50-65 DU CD	0	9.013	9.013
**D	FONDO GESTIELLE OBIETTIVO ITALIA DI ALETTI GESTIELLE S.G.R.	0	16.788	16.788
**D	GESTIELLE CEDOLA ITALY OPPORTUNITY DI ALETTI GESTIELLE SGR	0	1.650.000	1.650.000
**D	FONDO GESTIELLE PROFILLO CEDOLA DI ALETTI GESTIELLE SGR SPA	0	850.000	850.000
**D	FONDO GESTIELLE OBIETTIVO EUROPA DI ALETTI GESTIELLE S.G.R.	0	330.000	330.000
**D	FONDO GESTIELLE OBIETTIVO INTERNAZIONALE DI ALETTI GESTIELLE	0	200.000	200.000
**D	ALAS INV SERVICESMONDRIAN INV	0	200.000	200.000
**D	DREYFUS VARIABLE INTERNATIONAL VAL	0	224.261	224.261
**D	AZL NFJ INTERNATIONAL VALUE FUND	0	121.052	121.052
**D	FTB FBO MEA ADVANCE INVEST MANAGERS	0	33.339	33.339
**D	BOK TRANSCO ENERGY EMP WEL BEN TR	0	51.566	51.566
**D	RPICL GRPF RUSSELL MOMENTUM	0	11.800	11.800
**D	DEUTSCHE XTRKS MSCI ALL WORLD HDG	0	197.247	197.247
**D	BNYMTCIL CGF EUR EQ FD	0	38.027	38.027
**D	BNYMTCIL MK DIVGRTFD	0	225.000	225.000
**D	DREYFUS GLOBAL INFRASTRUCTURE FUND	0	3.180	3.180
**D	DREYFUS STRATEGIC BETA GLOBAL EQ FD	0	26.860	26.860
**D	BOK KIC AAEQ 3	0	22.898	22.898
**D	MSAR SCHRODER	0	306.568	306.568
**D	BOK KIC GAEQ 21	0	257.048	257.048
**D	BOK MCM DM PEQ	0	1.102.304	1.102.304
**D	BOK KIC GAEQ16	0	344.964	344.964
**D	NNIP BM I NNIP GLOBAL EQUITY FUND	0	1.493.489	1.493.489
**D	SUBSIDIZED SCHOOLS P FUND NORTHERN	0	6.736.569	6.736.569
**D		0	182.537	182.537

Azionisti:  
Azionisti in proprio:

2473 0 Azionisti in delega:

7 2473

801

LISTA ESITO DELLE VOTAZIONE  
 Oggetto: Piano 2017 di incentivazione di lungo termine

## FAVOREVOLI

Badge	Ragione Sociale	Proprio	Delega	Totale
**D	NN PP1NV NN PREMIUM DIVIDEND FUND	0	809.107	809.107
**D	NN PP1NV NN EUROPE FUND	0	2.461.651	2.461.651
**D	NN PP1NV NN GLOBAL FUND	0	6.441.822	6.441.822
**D	AOHIT HAI RHUMELINE EAFE	0	10.327	10.327
**D	HRCO RPMT HAP RHUMELINE EAFE	0	6.573	6.573
**D	PS FTSE LO BT EQ WT PORT	0	43.145	43.145
**D	NATWEST DEP SPF EUROPE EQ SSGA	0	189.313	189.313
**D	KAPITALFORENINGEN EMD INVEST, GLOBALE AK TIER/III	0	45.086	45.086
**D	KAPITALFORENINGEN EMD INVEST, GLOBALE AK TIER/III	0	53.423	53.423
**D	55002 UP EUROPAISKE AKTIER	0	1.144.111	1.144.111
**D	CEP DEP IP GLOBAL EX UK ENHAN IND	0	134.080	134.080
**D	CEP DEP IP EUROPEAN EQTY INCOME	0	3.567.221	3.567.221
**D	CEP DEP IP EUROPEAN HIGH INCOME	0	67.137	67.137
**D	55041 KUP GLOBALE AKTIER IV	0	16.346	16.346
**D	BNYMTCIL IFS INV CONT EURO EQ FD	0	508.693	508.693
**D	56053 IP GLOBAL EQUITIES I	0	376.531	376.531
**D	NON US EQUITY MGRS PORT 4 LSV	0	649.000	649.000
**D	GOLDMAN SACHS GMS ERLISA GROUP TRUST	0	156.200	156.200
**D	LSV NONUS EQUITY LLC/LC	0	718.600	718.600
**D	NONUS EQUITY MGRSPORT 1 ACADIANAN	0	40.024	40.024
**D	NONUS EQ MANAGERS PORT 3ACADIANAN	0	339.120	339.120
**D	TACS NONUS EQUITY CORE MKT CONTINU	0	834.348	834.348
**D	AST PRU GRWTH ALL PTF QMA EAFE PDDF	0	2.598.765	2.598.765
**D	PS FTSEAFI EU UCITS ETF BNYMTCIL	0	20.908	20.908
**D	PS FTSEAFI EU UCITS ETF BNYMTCIL	0	21.028	21.028
**D	PS FTSE RAFI DEVEL MAR EX US PORT	0	1.223.687	1.223.687
**D	CSCM HLGS LLC INTL EQTY AC	0	13.176	13.176
**D	FT ISE GLOBAL WIND ENERGY INDEX FND	0	251.218	251.218
**D	PTI DIV REAL ASSET FUND BROOKFIELD	0	556.800	556.800
**D	PRU INV PRT INC PRU BALANCED FD	0	14.559	14.559
**D	PRU OMA WRLD FD INC PRU INT EQTY	0	110.951	110.951
**D	PRU SECTOR FDS INC PRU UTILITY FD	0	11.238.306	11.238.306
**D	PSF CONSERVATIVE BAL PORTF QMA	0	90.399	90.399
**D	PSF FLEXIBLE MANAGED PORTF QMA	0	81.879	81.879
**D	PSF GLOBAL PORTFOLIO LSV	0	443.500	443.500
**D	AST BLKXX GLEB STR INT SAE PDDC	0	137.501	137.501
**D	AST JPM GL THEM PORT 2 INT EME PDNB	0	116.450	116.450
**D	AST JENNISON GLOBAL INFRASTR PDMN	0	32.701	32.701
**D	PRU JEN GL INFRASTRUCTURE FUND PDLF	0	195.633	195.633
**D	AST OMA INTL CORE EQUITY PORT PDMP	0	1.612.788	1.612.788
**D	AST SCHR GL TACT PTF QEP PDB8	0	117.055	117.055
**D	AST BLKRX GLOBAL STRAT FT TE PDDG	0	117.599	117.599
**D	GREAT-WEST INTERNATIONAL INDEX FUND	0	495.913	495.913

## LISTA ESITO DELLE VOTAZIONE

Oggetto: Piano 2017 di incentivazione di lungo termine

## FAVOREVOLI

Badge	Ragione Sociale	Proprio	Delega	Totale
**D	ALLSTATE LIFE INSURANCE COMPANY	0	303.078	303.078
**D	LMIF NUMERIC EUROPE CORE	0	729.200	729.200
**D	IWHF LSV ASSET INVESTMENT	0	88.800	88.800
**D	PCHF LSV ASSET MGMT	0	74.400	74.400
**D	NATIONAL BANK TRUST	0	1.231.289	1.231.289
**D	PFI INTL EQUITY INDEX FUND	0	543.985	543.985
**D	THOMAS JEFFERSON UNIVERSITY	0	230.929	230.929
**D	OMAM SEED HOLDINGS LLC	0	4.652	4.652
**D	BNYTD CF MACQUARIE GBL INFRS SRS FD	0	152.307	152.307
**D	PFI DIVERSIFIED INTERNATIONAL FUND	0	9.285.304	9.285.304
**D	PVC DIVERSIFIED INTERNATIONAL AC	0	228.348	228.348
**D	PFI OVERSEAS FD BHMS	0	4.076.000	4.076.000
**D	PGIT INTL EQUITY FD PGI	0	53.524	53.524
**D	PGIT INTL GROWTH EQUITY FD PGI	0	117.212	117.212
**D	PFI GLOBAL DIV INCOME FD PGI VALUE	0	1.685.079	1.685.079
**D	PFI OVERSEAS FD PMC	0	463.991	463.991
**D	PGIF EUROPEAN EQUITY FUND BNYMTCIL	0	143.100	143.100
**D	PGIF GLOBAL EQ EX JAPAN BNYMTCIL	0	116.851	116.851
**D	BNYTD CF CANLIFE GLBL INFRA FD	0	114.296	114.296
**D	CTJ RE STANLIB GLOBAL EQUITY FD AB	0	149.880	149.880
**D	ALLSTATE INSURANCE CO BLACKROCK	0	646.699	646.699
**D	IQ 50 PERCENT HEDGED FTSE INTL ETF	0	112.170	112.170
**D	IQ 50 PERCENT HEDGED FTSE EURO ETF	0	71.921	71.921
**D	DEP QF SSGA NONUS EQUITY H1	0	27.325	27.325
**D	DEP QF SSGA NONUS EQUITY B1	0	27.667	27.667
**D	DEP QF SSGA NONUS EQUITY B2	0	23.974	23.974
**D	GS ACTIVE BETA INTL EQUITY ETF	0	287.448	287.448
**D	GS ACTIVEBETA EUROPE ETF	0	30.591	30.591
**D	BLACKROCK GLOBAL FUNDS	0	23.098.921	23.098.921
**D	DEUTSCHE XTRK MSCI EMU HDG EQ ETF	0	89.347	89.347
**D	VOYA GLOBAL EQUITY FUND	0	477.934	477.934
**D	VOYA GBL ADV AND PREM OPP FUND	0	111.280	111.280
**D	VY INTL HIGH DIVIDEND EQTY INC FD	0	128.914	128.914
**D	VOYA GLOBAL EQUITY PORTFOLIO	0	1.211.451	1.211.451
**D	VOYA INFSTRCTR INDUST AND MATRLSFD	0	1.009.495	1.009.495
**D	VOYA INTERNATIONAL INDEX PORTFOLIO	0	859.670	859.670
**D	VOYA EURO STOXX 50INDEX PORTFOLIO	0	1.193.702	1.193.702
**D	VOYA BALANCED PORT INTL VALUE	0	82.590	82.590
**D	CY5F MONDRIAN INV PRT LTD	0	539.693	539.693
**D	CITY OF MEMPHIS RETIREMENT SYSTEM	0	95.677	95.677
**D	LOUISIANA SHERIFFS ARROWSTREET	0	64.546	64.546
**D	ETBS-AC GLOBAL OMNIBUS	0	21.960	21.960
**D	PS6F STATE STREET INTL EQ	0	385.368	385.368

Azionisti:  
Azionisti in proprio:2473  
0Teste:  
Azionisti in delega:7  
2473



LISTA ESITO DELLE VOTAZIONE  
 Oggetto: Piano 2017 di incentivazione di lungo termine

FAVOREVOLI

Badge	Ragione Sociale	Proprio	Delega	Totale
**D	SR5E PARAMETRIC DELTA SHLFT	0	1.888	1.888
**D	SEMPRA ENERGY PENSION MASTER TRUST	0	268.343	268.343
**D	TEACHERS' RETIREMENT SYSTEM OF LOUISIANA	0	43.917	43.917
**D	TEACHERS' RETIREMENT SYSTEM OF LOUISIANA	0	1.156.100	1.156.100
**D	AF81 LABOR SELECT INTL EQ	0	2.218.496	2.218.496
**D	BLL AQUILA LIFE EUROPEAN EQUITY	0	16.241.558	16.241.558
**D	AST JEM SO EAFE OPP PD4D	0	326.423	326.423
**D	AST JEM SO CAPITAL PRESERV PD4G	0	751.709	751.709
**D	AST ACADEM STRAT AAJENNISON PD07	0	854.508	854.508
**D	BLK MULTI ASSET INC PF EUR EQU INC	0	1.770.591	1.770.591
**D	BLL AQUILA LIFE OSEAS EQUITY FUND	0	74.750	74.750
**D	BLL ASCENT LIFEENHANCED	0	150.444	150.444
**D	BLL AQUILA LIFE MSCI WORLD FUND	0	1.208.057	1.208.057
**D	BLL AQUILA LIFE FTSE RAFI DEVELOPED	0	1.702.194	1.702.194
**D	APL RB EQ DEV MIRA	0	131.383	131.383
**D	PFI SYSTEMATEX INTERNATIONAL FD PGI	0	96.016	96.016
**D	PFI DIV REAL ASSET FUND MACQUARIE	0	1.488.261	1.488.261
**D	BLK MANAGED VOL PF FD INTL EAFE	0	92.049	92.049
**D	PZENA INVESTMENT MGT	0	202.950	202.950
**D	ROCKEFELLER BROS SANDERS CAPITAL	0	46.800	46.800
**D	MIRF ALLIANCE BERNSTEIN F	0	151.780	151.780
**D	DEUTSCHE XTRKS MSCI EURO CCYHDG	0	2.165.125	2.165.125
**D	ARC RB EQ DEV KAITOS	0	59.178	59.178
**D	MIRF ARROWSTREET FOREIGNL	0	317.591	317.591
**D	ESFS EDF EGS MFS	0	160.159	160.159
**D	USMIA GLOBAL EQUITY	0	27.477	27.477
**D	MI FONDS K10 SPK	0	666.634	666.634
**D	MI FONDS K11 SPK	0	140.163	140.163
**D	MI FONDS K12 SPK	0	162.801	162.801
**D	BOA PENSION PLAN MONDRIAN	0	3.085.637	3.085.637
**D	SBSA GEPF BLACKROCK EQUITY	0	1.055.729	1.055.729
**D	MTRCLPFS GLB EQT JP MORGAN	0	106.552	106.552
**D	ATSF GOLDMAN INTL	0	203.416	203.416
**D	DEUTSHCE XTRK SP HDG GLEL INER	0	14.252	14.252
**D	RBS PZENA	0	2.990.925	2.990.925
**D	ROWF GT ACWI EX US	0	679.420	679.420
**D	ROWF GT ALPHAXTEAFE	0	242.562	242.562
**D	ROWF GT ALPHAXTEXUSC	0	190.557	190.557
**D	BCC SCHRODER	0	30.487	30.487
**D	FARMERS GROUP INC 401 K SAVINGS PLAN	0	663.820	663.820
**D	FARMERS GROUP INC EMPLOYEES PENSION PLAN TRUST	0	409.804	409.804
**D	TGWFF PANAGORA INTL EQ	0	61.293	61.293
**D	DEUTSCHE XTRKS MSCI EAFE CCYHDG	0	4.688.908	4.688.908

Azionisti: 2473 Teste: 7  
 Azionisti in proprio: 0 Azionisti in delega: 2473

804

LISTA ESITO DELLE VOTAZIONE  
 Oggetto: Piano 2017 di incentivazione di lungo termine

FAVOREVOLI

Badge	Ragione Sociale	Proprio	Delega	Totale
**D	MCKINLEYCAPINTLGRWOT	0	507.300	507.300
**D	PGTF DR NON US EQUITY GT	0	54.011	54.011
**D	ASV RB EQ DEV MENKAR	0	131.122	131.122
**D	ABN AMRO PF UBS RAFI 1000	0	1.085.194	1.085.194
**D	ABN AMRO PF IPM RAFI 1000	0	1.099.840	1.099.840
**D	DBX FTSE DEV EX US COMP FACTOR	0	1.264	1.264
**D	AB FOODS HEXAVEST	0	172.333	172.333
**D	RTC EMULATION	0	192.279	192.279
**D	RTC AFS	0	29.644	29.644
**D	SCEF MONDRIAN	0	467.616	467.616
**D	BOA PENSION SSGA	0	574.616	574.616
**D	LB CROYDON LGIM	0	276.000	276.000
**D	RAILWAYS PENSION TRUSTEE COMPANY LIMITED	0	426.401	426.401
**D	ADIF APP LSV IE	0	157.400	157.400
**D	TIFF PANAGORA DYN INTL EQ	0	59.866	59.866
**D	INTL ENHANCED INDEX	0	131.317	131.317
**D	SPARTAN INTL INDEX	0	9.846.738	9.846.738
**D	BELLSOUTH CORP RFA VERA TRUST	0	208.550	208.550
**D	DEAM FONDS DCG EQ SPK	0	63.169	63.169
**D	THE CLEVELAND CLINIC FOUNDATION	0	353.407	353.407
**D	CLEVELAND CLINIC HEALTH SYSTEM PENSION TRUST	0	59.109	59.109
**D	WHTF WCTC PZENA	0	198.125	198.125
**D	DNTF PANAGORA ASSET MGMT	0	141.722	141.722
**D	MILLPENCIL (US) LP	0	3.829	3.829
**D	DREYFUS INTERNATIONAL EQUITY FUND	0	1.409.895	1.409.895
**D	DREYFUS INTERNATIONAL STOCK INDEX FUND	0	310.621	310.621
**D	FPCF SSGA MSCI WORLD EXUS	0	107.643	107.643
**D	FPCF ALLIANZ BEST STYLES	0	105.839	105.839
**D	FPCF SSGA EDHEC	0	9.995	9.995
**D	EOPTIEO OPT INTL ACADIAN	0	318.787	318.787
**D	LEIF LSV ASSET MGMT	0	312.200	312.200
**D	DEUTSCHE XTRK MSCI ITALY HDG ETF	0	53.154	53.154
**D	INTL EQUITY FUND MONDRIAN	0	1.531.911	1.531.911
**D	MNVF SSGA INTL EQUITY	0	43.510	43.510
**D	SHELL PENSION TRUST	0	375.264	375.264
**D	SHELL PENSION TRUST	0	231.920	231.920
**D	DRMA LTD	0	443.591	443.591
**D	ATANDT UNION WELFARE BENEFIT TRUST	0	110.256	110.256
**D	WF AND CO CASH PLN MONDN INV PT	0	1.177.590	1.177.590
**D	WF AND CO CASH PLN EVERGN INV 1	0	355.577	355.577
**D	NTMA ISIF ILLIM EUROPEAN EQUITY	0	219.396	219.396
**D	WF ASU FDTN FOR A NEW AM UNIVERSITY	0	40.900	40.900
**D	WF MFS LTD EAFE GLOBAL	0	146.488	146.488

805

Azionisti: 2473 Teste: 7  
 Azionisti in proprio: 0 Azionisti in delega: 2473

LISTA ESITO DELLE VOTAZIONE  
 Oggetto: Piano 2017 di incentivazione di lungo termine

FAVOREVOLI

Badge	Regione Sociale	Proprio	Delega	Totale
**D	SLI GLOBAL ABSOLUTE RET STRATEGIES	0	6.806.751	6.806.751
**D	SLI GBL SICAV CON EU EQ IN ED	0	584.348	584.348
**D	SLI SICAV GBL FOCUSED STRATEGIES FD	0	490.376	490.376
**D	ADVANCED SERIES TRUST - AST FI PYRAMIS QUANTITATIVE PORTFOLIO	0	160.416	160.416
**D	GS KOKUSAI EQTY MASTER FD BNYMTCIL	0	497.639	497.639
**D	ALICNY BLACKROCK GBL EQUITY	0	48.067	48.067
**D	C9W CITW FD PARAMETRIC	0	25.495	25.495
**D	BNYMTD AMITY EUROPEAN FUND	0	400.000	400.000
**D	BLACKROCK ACWI USIMI	0	2.259.221	2.259.221
**D	MONDRIAN FOCUSED INTL EQUITY	0	7.299.204	7.299.204
**D	RHODE ISLAND EMPLOYEES RETIREMENT SYSTEMS POOLED TRUST	0	208.363	208.363
**D	MGOF LSV INTL LCV	0	144.800	144.800
**D	UFJF MCM MSCI WORLD FD	0	97.641	97.641
**D	NYF ES ARROWSTREET	0	69.461	69.461
**D	GETE GABELLI UTILITY TRUST	0	300.000	300.000
**D	PUBLIC EMPLOYEE RETIREMENT SYSTEM OF IDAHO	0	389.345	389.345
**D	PUBLIC EMPLOYEE RETIREMENT SYSTEM OF IDAHO	0	2.031.343	2.031.343
**D	RAYTHON MASTER PENSION TRUST	0	503.300	503.300
**D	RAYTHON MASTER PENSION TRUST	0	4.575	4.575
**D	STICHTING PENSIOENFONDS UWV	0	826.213	826.213
**D	INVESCO FUNDS	0	10.491.195	10.491.195
**D	NSNF PARA EAFE MONTI	0	62.803	62.803
**D	NSNF PARA EAFE PI 1	0	26.098	26.098
**D	NSNF PARA EAFE PI 2	0	25.143	25.143
**D	RPL BERNSTEIN NON EQ	0	6.460	6.460
**D	BOC AQR	0	159.865	159.865
**D	VANGUARD INTL HIGH DIV YLD INDEX FD	0	320.090	320.090
**D	MC3F MARATHON WELLINGTN	0	56.282	56.282
**D	CITY OF NEW YORK DEFERRED COMPENSATION PLAN	0	2.022.889	2.022.889
**D	HGHE HGLD PBINF WLGNFN	0	75.844	75.844
**D	HIGF HGLD PBINF WLGN CF	0	40.586	40.586
**D	MCKINLEY CAPITAL COLLECTIVE INVESTMENT TRUST	0	303.210	303.210
**D	OICF OICL OCICL NUM GLOB	0	159.800	159.800
**D	OICF OICL OCICL PZENA	0	1.105.950	1.105.950
**D	MILLPENCIL (US) LP	0	1.897	1.897
**D	PGEF PG E QUALIFIED PANAGORA EAFE	0	232.085	232.085
**D	PGVF SSGA	0	5.723	5.723
**D	CENTRAL STATES SOUTHEAST AND SOUTHWEST AREAS PENSION FUND	0	909.800	909.800
**D	CZ AANDELEN SSGA	0	95.385	95.385
**D	UCPF SANDERS CAPITAL LLC	0	117.800	117.800
**D	ACHMEA POOLS FC AWW	0	323.973	323.973
**D	BNYMTCIL MAN NUMERIC GLOBAL EQ TR	0	86.100	86.100
**D	ESEAF F208	0	2.052.583	2.052.583

806

LISTA ESITO DELLE VOTAZIONE  
 Oggetto: Piano 2017 di incentivazione di lungo termine

FAVOREVOLI

Badge	Regione Sociale	Proprio	Delega	Totale
**D	COLUMBIA SUSTAINABLE INTL EQ ETF	0	11.347	11.347
**D	COLUMBIA SUSTAINABLE GLOBAL EQ ETF	0	4.832	4.832
**D	NBK HSBC EQ 2	0	550.941	550.941
**D	NBK SSGA EQ 2	0	158.766	158.766
**D	NBK JPMF EQ	0	5.678.430	5.678.430
**D	NBK UBS EQ	0	130.434	130.434
**D	AZL INTERNATIONAL INDEX FUND	0	1.047.165	1.047.165
**D	AZL BLACKROCK GLOBAL ALLOCATIONFUND	0	157.639	157.639
**D	BGF EURO MKIS FD EURO EQUITY PF	0	16.961.269	16.961.269
**D	BGF EUROPEAN VALUE FD	0	15.770.848	15.770.848
**D	BGF FLEX MULTI ASSET GBL EQ PF	0	80.342	80.342
**D	BGF NEW ENERGY FD NAT RES	0	8.771.237	8.771.237
**D	JDRF MONDRIAN INVESTMENT	0	926.173	926.173
**D	KRESCOE LA CAPITAL SAFE SUB2	0	23.934	23.934
**D	DEUTSCHE XTRK MSCI STH EUR HDG ETF	0	23.651	23.651
**D	BNY MELLON INTERNATIONAL FUND	0	2.295.634	2.295.634
**D	WILF LSV INTERNATIONAL	0	124.100	124.100
**D	BNYMTCIL FT EURO ALPHADEX UCITS ETF	0	67.031	67.031
**D	QSBF PANAGORA	0	125.083	125.083
**D	UNITED CHURCH FUNDS LSV ASSET MGMT	0	182.800	182.800
**D	BFTF MONDRIAN INV PARTNERS	0	500.425	500.425
**D	COUNTY EMPLOYEES ANNUITY AND BENEFIT FUND OF COOK COUNTY	0	914.270	914.270
**D	COUNTY EMPLOYEES ANNUITY AND BENEFIT FUND OF COOK COUNTY	0	292.224	292.224
**D	US BK BROOKFIELD GLB LST INF IN FD	0	622.800	622.800
**D	USBK BROOKFIELD GBL LIS INFRAS FD	0	612.000	612.000
**D	US BANK GUIDEMARK WORLD EX US FUND	0	82.769	82.769
**D	USBK NEWTON AND ROCHELLE BECKER FDN	0	10.440	10.440
**D	US BK DUNHAM INTERNATL STOCK FUND	0	53.039	53.039
**D	USBK LCLS 302 N 612 IUOE CON IND RE	0	166.200	166.200
**D	USBK LSV GLOBAL VALUE FUND	0	3.700	3.700
**D	USBK BROOKFIELD REAL ASSETS SEC FD	0	95.500	95.500
**D	USBK BBIEF MONDRAIN INVST FTPS LTD	0	3.735.755	3.735.755
**D	USBK REGIONAL TRANSPORTATION DSPP	0	11.575	11.575
**D	USBK FLEAGLE INTERNATIONAL STOCK FD	0	37.247	37.247
**D	USBK AHAI RHUMBLINE ADVISERS	0	27.539	27.539
**D	B4305 FRB S LUND RES TR FBO B LUND	0	4.379	4.379
**D	B4306 FRB M LUND REV TR	0	5.831	5.831
**D	USBK AMERICAN HEART ASSOCIATION INC	0	12.018	12.018
**D	DB2F LSV ASSET MGMT	0	82.300	82.300
**D	LIANS LLC AND LANS LLC DEFINED BENEFIT PLAN GROUP TRUST	0	124.609	124.609
**D	LAWRENCE LIVERMORE NATIONAL SECURITY LLC AND LOS ALAMOS NATIONAL SECURITY LLC DEFINED BENEFIT PLAN GROUP TRUST	233.270	0	233.270
**D	CORPORATION OF LLOYD'S	0	305.135	305.135

Azionisti: 2473 Teste: 7  
 Azionisti in proprio: 0 Azionisti in delega: 2473

807

LISTA ESITO DELLE VOTAZIONE  
 Oggetto: Piano 2017 di incentivazione di lungo termine

FAVOREVOLI

Badge	Ragione Sociale	Proprio	Delega	Totale
**D	RZSF1501 GLOBAL EQ HEXEVEST	0	183.043	183.043
**D	RZSF1505 LSV ASSET MGMT	0	384.800	384.800
**D	RZSF3002 NON US EQ MONDRIAN	0	1.365.106	1.365.106
**D	DOCF DOCF MONDRAIN	0	223.792	223.792
**D	CYBF LSV ASSET MGMT	0	251.900	251.900
**D	NEPF LSV ASSET MGMT	0	597.600	597.600
**D	AP7 EQUITY FUND	0	7.172.068	7.172.068
**D	3M ERIP RAFI EAFE	0	288.290	288.290
**D	ALASKA PERMANENT FUND CORPORATION	0	2.161.614	2.161.614
**D	ALASKA PERMANENT FUND CORPORATION	0	1.204.658	1.204.658
**D	CBZ CUIT INTERNATIONAL PRINCIPAL	0	229.547	229.547
**D	1135 APG DME STCK SEL	0	23.112.705	23.112.705
**D	1145 APG DME NUMERIC	0	13.360.400	13.360.400
**D	CBRE CLARION GLOBAL INFRASTRUCTURE VALUE FUND	0	73.157	73.157
**D	IMCG GLOBAL MULTICAP FUND	0	980	980
**D	SSGA GLOBAL TEMC STRAT POOL	0	13.148	13.148
**D	THE MANUFACTURERS LIFE INSURANCE COMPANY	0	460.237	460.237
**D	LUCENT TECHNOLOGIES INC MASTER PENSION TRUST	0	69.347	69.347
**D	GOUDSE LEVEN EV	0	75.000	75.000
**D	UNISYS MASTER TRUST	0	519.624	519.624
**D	VIRGINIA RETIREMENT SYSTEM	0	452.810	452.810
**D	VIRGINIA RETIREMENT SYSTEM	0	2.271.897	2.271.897
**D	VIRGINIA RETIREMENT SYSTEM	0	385.000	385.000
**D	VIRGINIA RETIREMENT SYSTEM	0	1.894.500	1.894.500
**D	VIRGINIA RETIREMENT SYSTEM	0	263.000	263.000
**D	VIRGINIA RETIREMENT SYSTEM	0	11.602	11.602
**D	CEP DEP IP EURO EX UK ENH IND FD	0	26.712	26.712
**D	INVESCO PERPETUAL GLOBAL TARGETED INCOME FUND	0	229.200	229.200
**D	WF AGILITY GBLB EQU LLC	0	50.492	50.492
**D	PANAGORA RISK PARITY MULTI ASSET MASTER FUND LTD	0	475.600	475.600
**D	JDBF LSV NON US LONG	0	98.460	98.460
**D	AON HEWITT COLLECTIVE INVESTMENT TRUST	0	166.954	166.954
**D	AON HEWITT COLLECTIVE INVESTMENT TRUST	0	1.142.393	1.142.393
**D	CPA COP PSERS PSERS ACWI X US INDEX	0	1.613.052	1.613.052
**D	CPZ COP SERS MCM MSCI WORLD X US	0	380.275	380.275
**D	SYNGENTA UK PZENA	0	9.882	9.882
**D	IN8 COP TREAS PWP RHUMBLINE MSCI	0	2.505.200	2.505.200
**D	ENSIGN PEAK EAFE LSV ASSET	0	585.800	585.800
**D	ENSIGN PEAK CP LSV INTL LARGE	0	913.370	913.370
**D	IVY APOLLO MLT ASSET INC GEI IVY	0	856.412	856.412
**D	LOUISIANA STATE ERS MSCI EXUS INDEX	0	1.207.600	1.207.600
**D	LOUISIANA STATE ERS MONDRIAN LG CAP	0	34.209	34.209
**D	LOUISIANA STATE ERS TERROR FREE INT	0	2.662.769	2.662.769
**D	NV PERS MELLON CAPITAL INDEX	0		

Azionisti: 2473 Teste: 7  
 Azionisti in proprio: 0 Azionisti in delega: 2473

808

LISTA ESITO DELLE VOTAZIONE

Oggetto: Piano 2017 di incentivazione di lungo termine

FAVOREVOLI

Badge	Ragione Sociale	Proprio	Delega	Totale
**D	NV PERS SSGA EAFE INDEX	0	1.471.925	1.471.925
**D	NV RBIF ALLNCBERNSTN INTL EQ	0	46.436	46.436
**D	TEA BLACKROCK INC INTL	0	1.986.367	1.986.367
**D	UTC EDHEC BLACKROCK UNITED TECHNOLOGIES CORPORATION MASTER RETIREMENT	0	21.043	21.043
**D	IVY EUROPEAN OPP	0	674.300	674.300
**D	SRP PANAGORA	0	1.778.744	1.778.744
**D	SRP AQR	0	742.658	742.658
**D	IVY GBLBL EQUITY INC	0	1.375.800	1.375.800
**D	STATE BOARD OF ADMINISTRATION OF FLORIDA	0	260.828	260.828
**D	AST GS MULTI ASSET PORT LIQ PDHB	0	127.296	127.296
**D	POOL RE JPM REI EQUITY	0	150.608	150.608
**D	SP VAN DE NEDERLANDSCHE BANK	0	106.916	106.916
**D	LAFARGE SANDERS	0	197.200	197.200
**D	POOL RE L AND G MSCI EQ	0	271.833	271.833
**D	BLL AQUIL LIFGLO3000 FMEN WHT INDFD	0	946.221	946.221
**D	AST INTL VALUE LSV PD41	0	2.782.400	2.782.400
**D	TTPT INTL EQ PORT LSV PD11	0	1.744.200	1.744.200
**D	AST ADVANCED STRAT LSV PD15	0	60.404	60.404
**D	PENN SERIES DEV INTL INDEX FUND	0	495.000	495.000
**D	STICHTING RABOBANK PENSIOENFONDS	0	5.023.021	5.023.021
**D	PHC SSGA EQ	0	774.451	774.451
**D	PF INTERNATIONAL VALUE FUND	0	411.193	411.193
**D	BNYMTD BLK CONTINENTAL EURO INC	0	9.597.585	9.597.585
**D	BNYMTD BLK CONT EUR EQ TRCK FD INV	0	5.528.806	5.528.806
**D	FLORIDA RETIREMENT SYSTEM	0	653.432	653.432
**D	FLORIDA RETIREMENT SYSTEM	0	393.771	393.771
**D	FLORIDA RETIREMENT SYSTEM	0	64.779	64.779
**D	BLACKROCK WORLD EX FLORIDA RET SYS	0	3.119.709	3.119.709
**D	FLORIDA RETIREMENT SYSTEM	0	844.199	844.199
**D	THE BUCKINGHAM FUND	0	37.278	37.278
**D	INVESTMENT SOLUTIONS LIMITED	0	193.734	193.734
**D	THE CHILDRENS AID SOCIETY	0	43.300	43.300
**D	THE CHILDREN S AID SOCIETY RETIREMENT PLAN TRUST	0	11.300	11.300
**D	BROOKFIELD REAL ASSETS INCOME FUND INC	0	404.700	404.700
**D	METROPOLITAN WATER RECLAMATION DISTRICT RETIREMENT FUND	0	121.966	121.966
**D	PENSION FUND OF THE CHRISTIAN CHURCH DISCIPLES OF CHRIST	0	117.000	117.000
**D	PENSION RESERVES INVESTMENT TRUST FUND	0	7.330.380	7.330.380
**D	SOUTH DAKOTA RETIREMENT SYSTEM	0	71.900	71.900
**D	EMPLOYEES' RETIREMENT SYSTEM OF THE STATE OF HAWAII	0	29.716	29.716
**D	BELL ATLANTIC MASTER TRUST	0	833.100	833.100
**D	BELL ATLANTIC MASTER TRUST	0	735.207	735.207
**D	BELL ATLANTIC MASTER TRUST	0	26.174	26.174
**D	BELL ATLANTIC MASTER TRUST	0	51.213	51.213

809

LISTA ESITO DELLE VOTAZIONE

Oggetto: Piano 2017 di incentivazione di lungo termine

FAVOREVOLI

Badge	Ragione Sociale	Proprio	Delega	Totale
**D	BELL ATLANTIC MASTER TRUST	0	317.516	317.516
**D	VEBA PARTNERSHIP N L P	0	106.033	106.033
**D	VEBA PARTNERSHIP N L P	0	74.107	74.107
**D	MEDTRONIC DEFINED CONTRIBUTION PLAN MASTER TRUST	0	37.503	37.503
**D	VOYA MUTLI MANAGER INTERNATIONAL FACTORS FUND	0	209.859	209.859
**D	VOYA INTERNATIONAL CORE FUND	0	89.792	89.792
**D	DUKE ENERGY QUALIFIED NUCLEAR DECOMMISSIONING	0	107.515	107.515
**D	BRIDGE BUILDER INTERNATIONAL EQUITY FUND	0	2.029.670	2.029.670
**D	INDIANA PUBLIC RETIREMENT SYSTEM	0	941.279	941.279
**D	LVIP MONDRIAN INTERNATIONAL VALUE FUND	0	5.638.987	5.638.987
**D	LVIP FRANKLIN TEMPLETON GLOBAL EQUITY MANAGED VOLATILITY FUND	0	196.199	196.199
**D	LIVIP FRANKLIN TEMPLETON GLOBAL EQUITY MANAGED VOLATILITY FUND	0	1.348.384	1.348.384
**D	LINCOLN VARIABLE INSURANCE PRODUCTS TRUST LVIP SSGA INTERNATIONAL INDEX FUND	0	67.793	67.793
**D	MERCY INVESTMENT SERVICES, INC.	0	1.225.335	1.225.335
**D	PUBLIC EMPLOYEES RETIREMENT SYSTEM OF MISSISSIPPI	0	599.800	599.800
**D	SCHOOL EMPLOYEES RETIREMENT SYSTEM OF OHIO	0	499.515	499.515
**D	PUBLIC EMPLOYEES RETIREMENT ASSOCIATION OF NEW MEXICO	0	2.210.320	2.210.320
**D	BOARD OF PENSIONS OF THE EVANGELICAL LUTHERAN CHURCH IN AMERICA	0	1.747.825	1.747.825
**D	THE STATE OF CONNECTICUT ACTING THROUGH ITS TREASURER	0	76.008	76.008
**D	SOUTH CAROLINA RETIREMENT SYSTEMS GROUP TRUST	0	384.831	384.831
**D	TENNESSEE VALLEY AUTHORITY RETIREMENT SYSTEM	0	531.845	531.845
**D	UMC BENEFIT BOARD, INC	0	188.019	188.019
**D	UPS GROUP TRUST	0	3.293.860	3.293.860
**D	WEST VIRGINIA INVESTMENT MANAGEMENT BOARD	0	44.318	44.318
**D	INTERNATIONAL BANK FOR RECONSTRUCTION AND DEVELOPMENT	0	62.101	62.101
**D	INTERNATIONAL BANK FOR RECONSTRUCTION AND DEVELOPMENT	0	389.047	389.047
**D	INTERNATIONAL BANK FOR RECONSTRUCTION AND DEVELOPMENT	0	55.718	55.718
**D	INTERNATIONAL BANK FOR RECONSTRUCTION AND DEVELOPMENT	0	9.563	9.563
**D	PRUDENTIAL INVESTMENT PORTFOLIO 2 PRUDENTIAL QMA INTL DEVELOPED MKETS INDEX FUND	0	1.703.915	1.703.915
**D	MACQUARIE GLOBAL INFRASTRUCTURE TOTAL RETURN FUND INC	0	39.882	39.882
**D	ENERGY INSURANCE MUTUAL LIMITED	0	856.234	856.234
**D	FRK MUT INTL FD	0	57.664.238	57.664.238
**D	FRK MUT GBL DISC FD	0	17.391.006	17.391.006
**D	FRK MUT EURO FD	0	1.959.656	1.959.656
**D	FRANKLIN MUTUAL EUROPEAN FUND	0	2.142.260	2.142.260
**D	FRANKLIN MUTUAL EUROPEAN FUND	0	258.942	258.942
**D	FGT FRK GLOBAL LSTD INFRASTRUCT FD	0	82.695	82.695
**D	SET INVEST (EUROPE) LIMITED SE	0	2.574	2.574
**D	UBS (CAY) GLOBAL GROWTH AND IN	0	81.280	81.280
**D	METZLER STRATEGIC INV PUB LLM	0	2.744.410	2.744.410
**D	PIONEER INVESTMENT MANAGEMENT SGRPA / AZIONARIO CRESCITA	0	276.900	276.900
**D	NUMERIC EUROPEAN EQ FUND A SER	0	765.218	765.218
**D	PIONEER FUNDS - ITALIAN EQUITY	0	519.367	519.367
**D	TRUST AND CUSTODY SERV BANK	0		

Azionisti: 2473 Teste: 7  
 Azionisti in proprio: 0 Azionisti in delega: 2473

LISTA ESITO DELLE VOTAZIONE  
 Oggetto: Piano 2017 di incentivazione di lungo termine

## FAVOREVOLI

Badge	Ragione Sociale	Proprio	Delega	Totale
**D	PIONEER FUNDS - GLOBAL EQUITY	0	5.771.495	5.771.495
**D	KOKUSAI EQUITY INDEX FUND	0	92.793	92.793
**D	CONSULTING GROUP CAPITAL MARKE	0	162.612	162.612
**D	BLACKROCK GLOBAL ALLOCATION FU	0	15.203.748	15.203.748
**D	BLACKROCK GLOBAL ALL PORT IO	0	81.539	81.539
**D	BLACKROCK GLOBAL ALL VI FUND	0	4.023.292	4.023.292
**D	MF'S RESEARCH INT FDP FUND OF	0	263.930	263.930
**D	BLACKROCK GLOBAL ALL FUND	0	311.793	311.793
**D	TRUST AND CUSTODY SERV BANK IT	0	219.392	219.392
**D	NORTHWESTERN MUTUAL SERIES FUN	0	1.137.335	1.137.335
**D	MASSMUTUAL SELECT BLACKROCK GL	0	220.084	220.084
**D	TOUCHSTONE STRATEGIC TRUST-TOU	0	81.000	81.000
**D	NESTLE FRANCE EQUILLIBRE	0	49.253	49.253
**D	SG DIVERSIFIE ISR	0	59.537	59.537
**D	SG ACTIONS INTERNATIONALES	0	170.635	170.635
**D	ARCO QUANT 1	0	1.050.791	1.050.791
**D	FCPE MACIF CROISSANCE DURABLE	0	48.696	48.696
**D	MAIF CROISSANCE DURABLE	0	179.877	179.877
**D	CAYOM MINIMUM VARIANCE	0	122.984	122.984
**D	UF 6 A ACT	0	134.594	134.594
**D	CASSETTE DIVERSIFIE	0	262.620	262.620
**D	SOGECAP LONG TERME N1 ACTION	0	231.102	231.102
**D	INDOCAM FLAMME	0	172.236	172.236
**D	LION FLAMME	0	147.742	147.742
**D	SG ACTIONS EUROPE MULTIGESTION	0	45.604	45.604
**D	DARWIN DIVERSIFIE 60-80 ACTION	0	35.732	35.732
**D	DARWIN DEVERSIFIE 80-100 ACTIO	0	120.266	120.266
**D	FDJ ACTIONS EURO	0	75.776	75.776
**D	ETOILE ENERGIE EUROPE	0	171.733	171.733
**D	ETOILE SECTORIELLE EUROPE	0	42.916	42.916
**D	ANTARIUS ROTATION SECTORIELLE	0	19.418	19.418
**D	OFI MARKET NEUTRAL EQUITY	0	1.026.458	1.026.458
**D	MACIF CROISSANCE DURABLE ET SO	0	88.210	88.210
**D	MACIF CROIS DURABLE EUROPE	0	1.234.603	1.234.603
**D	SG ACTIONS EUROPE	0	159.052	159.052
**D	SG ACTIONS MONDE	0	23.700	23.700
**D	SG ACTIONS EUROPE LARGE CAP	0	70.276	70.276
**D	LYX MSCI EMU ETF - MH C-CHF	0	2.904	2.904
**D	LYX MSCI EMU ETF - D - EUR	0	530.032	530.032
**D	COL LYX MSCI EMU ETF D EUR	0	2.750.000	2.750.000
**D	LYXOR INDEX FUND EURO	0	22.044	22.044
**D	2) NUMERIC INVESTORS LLC	0	516.300	516.300
**D	ETOILE ACTIONS RENDEMENT	0	389.084	389.084



LISTA ESITO DELLE VOTAZIONE  
 Oggetto: Piano 2017 di incentivazione di lungo termine

FAVOREVOLI

Badge	Ragione Sociale	Proprio	Delega	Totale
**D	OFI AM	0	403.853	403.853
**D	LYXOR EURO STOXX 300	0	153.743	153.743
**D	LYXOR STOXX EUROPE 600	0	112.037	112.037
**D	GARI EUROPEAN EQUITY	0	23.478	23.478
**D	LYXOR EURO STOXX 50 (DR)	0	383.232	383.232
**D	OFI FUND - EURO LARGE CAP	0	1.100.000	1.100.000
**D	UNION INVESTMENT LUXEMBOURG SA	0	558.004	558.004
**D	GMO MEANREVERSION FUND ONSHORE (A SERIES OF GMO MASTER PORT. (ONSHORE) LP) C/O GMO INV.	0	228.144	228.144
**D	NUMERIC ABS RETURN PD LP-EUNARMN	0	55.200	55.200
**D	MAN NUMERIC EUROPEAN ALPHA RESTRICTED MAPLESCORP SERVICES LTD	0	1.400.904	1.400.904
**D	MISSOURI LOCAL GOVERNMENT EMPLOYEES RETIREMENT SYSTEM C/O PANAGORA ASSET MGMT INC	0	131.482	131.482
**D	PANAGORA DYNAMIC GLOBAL EXTENDED ALPHA FUND LTD	0	1.754.635	1.754.635
**D	MFS BLENDED RESEARCH GLOBAL EQUITY EXTENSION FUND	0	390.672	390.672
**D	ALLIANZ SUISSE LEBENSVERSICHERUNGS-GESELLSCHAFT AG	0	1.217.205	1.217.205
**D	UBS FUND MANAGEMENT (SWITZERLAND) AG.	0	2.710.815	2.710.815
**D	UBS FUND MGT (CH) AG CH0538 UBSCHF2 EGXS II	0	20.723	20.723
**D	UBS FUND MANAGEMENT (SWITZERLAND) AG.	0	3.353.089	3.353.089
**D	LANSDOWNE ENERGY DYNAMICS MASTER LP	0	2.644.708	2.644.708
**D	UBS (LUX) STRATEGY XTRA SICAV	0	40.813	40.813
**D	MLC INVESTMENTS, MLC LIMITED	0	30.786	30.786
**D	MLC INVESTMENTS, MLC LIMITED	0	1.511.955	1.511.955
**D	UBS ASSET MANAGEMENT (AUSTRALIA) LTD	0	28.329	28.329
**D	VICTORIAN SUPERANNUATION FUND	0	949.711	949.711
**D	MLC INVESTMENTS, MLC LIMITED	0	142.084	142.084
**D	UBS MULTI MANAGER ACCESS EMU EQUITIES	0	827.315	827.315
**D	UBS ASSET MANAGEMENT (AUSTRALIA) LTD	0	20.672	20.672
**D	UBS FUND MANAGEMENT (LUXEMBOURG) SA	0	121.485	121.485
**D	UBS (LUX) SICAV I	0	75.937	75.937
**D	UBS (LUX) EQUITY SICAV	0	3.252.766	3.252.766
**D	UBS (LUX) SICAV I EMU EQUITIES ENHANCED (EUR)	0	1.058.304	1.058.304
**D	GOVERNMENT OF NORWAY	0	161.120.902	161.120.902
**D	UBS GLOBAL SOLUTIONS - GLOBAL EQUITIES EUR	0	67.157	67.157
**D	UBS GLOBAL SOLUTIONS - GLOBAL EQUITIES II EUR	0	85.799	85.799
**D	FOCUSED SICAV GLOBAL EQUITY STRATEGY (USD)	0	21.012	21.012
**D	UBS FUND MANAGEMENT (LUXEMBOURG) SA	0	1.817.222	1.817.222
**D	LANSDOWNE ICAV-LANSDOWNE CLEAN ENERGY FUND	0	661.547	661.547
**D	ELECTRON CAYMAN COMPANY LIMITED.	0	143.948	143.948
**D	AEGON CUSTODY B.V	0	1.053.768	1.053.768
**D	AEGON CUSTODY B.V	0	985.021	985.021
**D	AHL DIRECTIONAL EQUITIES MASTER LIMITED	0	507.143	507.143
**D	AHL EVOLUTION LTD SHARMAINE BERKELEY ARGONAUT LTD	0	16.789	16.789
**D	AHL GENESIS LIMITED	0	376.873	376.873
**D		0	3.588	3.588

812

Azionisti: 2473 Teste: 7  
 Azionisti in proprio: 0 Azionisti in delega: 2473

LISTA ESITO DELLE VOTAZIONE

Oggetto: Piano 2017 di incentivazione di lungo termine

FAVOREVOLI

Badge	Ragione Sociale	Proprio	Delega	Totale
**D	AQR DELTA MASTER ACCOUNT LP COOGIER FIDUCIARY SERVICES (CAYMAN) LTD	0	5.513.651	5.513.651
**D	AXA UNIT TRUSTS-GLOBAL FUND	0	9.000	9.000
**D	BERESFORD FUND PLC	0	90.709	90.709
**D	BLACK DIAMOND OFFSHORE LTD	0	30.154	30.154
**D	BLACK DIAMOND RELATIVE VALUE	0	180.771	180.771
**D	BLACK DIAMOND RELATIVE VALUE CAYMAN LP	0	38.928	38.928
**D	BLACK DIAMOND RELATIVE VALUE OFFSHORE LTD.	0	363.579	363.579
**D	CBOSC ATF CW BK GRP SUP WGS08	0	209.457	209.457
**D	CBOSC-CBGS-WGS07	0	115.542	115.542
**D	CFSIL - COLONIAL FIRST STATE GLOBAL ASSET MANAGEMENT MULTI SECTOR TRUST 1	0	1.289	1.289
**D	CFSIL RE COLONIAL FIRST STATE INVESTMENT FUND 10	0	145.928	145.928
**D	CITIBANK EUROPE PLC AS TRUSTEE FOR STANDARD LIFE WEALTH BALANCED BRIDGE FUND	0	1.912.709	1.912.709
**D	CITIBANK INTERNATIONAL PLC	0	1.600.880	1.600.880
**D	CITIBANK INTERNATIONAL PLC AS TRUSTEE CITIBANK INT.PLC	0	30.258.474	30.258.474
**D	COLONIAL FIRST STATE	0	439.120	439.120
**D	COLONIAL FIRST STATE INVESTMENTS LIMITED	0	350.963	350.963
**D	COLONIAL FIRST STATE INVESTMENTS LIMITED	0	1.956.249	1.956.249
**D	COMMONWEALTH GLOBAL SHARE FUND 30	0	159.476	159.476
**D	COMMONWEALTH SPECIALIST FUND 36	0	6.441	6.441
**D	DOUBLE BLACK DIAMOND OFFSHORE LTD	0	680.293	680.293
**D	ERATON VANCE INTERNATIONAL (IRELAND)	0	14.000	14.000
**D	ECOFIN WATER AND POWER OPPORTUNITIES PLC CO BNP PARIBAS SECURITIES SERVICES	0	754.337	754.337
**D	IRISH LIFE ASSURANCE	0	62.865	62.865
**D	IRISH LIFE ASSURANCE	0	3.413.319	3.413.319
**D	IRISH LIFE ASSURANCE	0	47.770	47.770
**D	IRISH LIFE ASSURANCE	0	194.478	194.478
**D	IRISH LIFE ASSURANCE	0	816.693	816.693
**D	IRISH LIFE ASSURANCE PLC	0	159.949	159.949
**D	JANUS CAPITAL FUND PLC	0	411.843	411.843
**D	JAPAN TRUSTEE SERVICES BANK, LTD	0	3.167.527	3.167.527
**D	JOHN HANCOCK FUNDS II GLOBAL ABSOLUTE RETURN STRATEGIES FUND	0	877.073	877.073
**D	JOHN HANCOCK FUNDS II INTERNATIONAL STRATEGIC EQUITY ALLOCATION FUND	0	52.154	52.154
**D	JOHN HANCOCK GLOBAL FOCUSED STRATEGIES FUND	0	253.630	253.630
**D	JOHN HANCOCK VARIABLE INSURANCE TRUST INTERNATIONAL EQUITY INDEX TRUST	0	318.803	318.803
**D	KOREA POST	0	47.153.297	47.153.297
**D	LEGAL AND GENERAL ASSURANCE PENSIONS MANAGEMENT LIMITED	0	180.106	180.106
**D	LEGAL AND GENERAL ASSURANCE SOCIETY LIMITED	0	1.060.527	1.060.527
**D	LEGAL AND GENERAL COLLECTIVE INVESTMENT TRUST	0	24.300	24.300
**D	LSVIEHE, LSVZEHE	0	2.103.037	2.103.037
**D	MACQUARIE INVESTMENT MANAGEMENT LIMITED	0	81.026	81.026
**D	NATIONAL COUNCIL FOR SOCIAL SECURITY FUND.	0	483.452	483.452
**D	PINEBRIDGE FUND SERIES PINEBRIDGE EUROPE EQUITY FUND	0	203.887	203.887
**D	PRINCIPAL MPF EUROPEAN EQUITY FUND	0	500.477	500.477
**D	PRINCIPAL TRUST COMPANY (ASIA) LIMITED	0		

Azionisti: 2473 Teste: 7  
 Azionisti in proprio: 0 Azionisti in delega: 2473

813

LISTA ESITO DELLE VOTAZIONE

Oggetto: Piano 2017 di incentivazione di lungo termine

FAVOREVOLI

Badge	Ragione Sociale	Proprio	Delega	Totale
**D	ROBECO INSTITUTIONAL CONSERVATIVE EQUITY FUND II	0	117.913	117.913
**D	ROBECO INSTITUTIONAL VALUE EQUITY FUND	0	577.313	577.313
**D	ROBECO UMBRELLA FUND I N.V. - ROBECO GLOBAL AC MULTI-FACTOR EQUITIES FUND	0	431.563	431.563
**D	SCRI ROBECO INSTITUTIONAL CONSERVATIVE EQUITY FUND.	0	395.869	395.869
**D	SDA INTL EQUITY INDEX FD WORLD	0	199.149	199.149
**D	SLIC - EUROPEAN EQUITY GROWTH FUND	0	510.629	510.629
**D	SLIC - EUROPEAN EQUITY INCOME FUND	0	6.154.685	6.154.685
**D	SLIC - GLOBAL EQUITY INCOME FUND	0	637.116	637.116
**D	STANDARD LIFE ASSURANCE LIMITED	0	23.046.317	23.046.317
**D	STANDARD LIFE WEALTH ACER FUND CITIBANK INTERNATIONAL PLC	0	69.675	69.675
**D	STITCHING CUSTODY ROBECO INSTITUTIONAL	0	292.126	292.126
**D	THE NOMURA TRUST AND BANKING CO LTD	0	154.777	154.777
**D	THE NOMURA TRUST AND BANKING CO LTD	0	9.811	9.811
**D	UNITED TECHNOLOGIES CORPORATION MASTER RETIREMENT TRUST (GLOBAL) C/O ANALYTIC INVESTORS LLC	0	13.536	13.536
**D	VICTORY CAPITAL INTERNATIONAL COLLECTIVE INVESTMENT TRUST	0	43.964	43.964
**D	VICTORY CEMP DEVELOPED ENHANCED VOLATILITY WTD INDEX ETF	0	28.137	28.137
**D	VICTORY CEMP INTERNATIONAL HIGH DIV VOLATILITY WTD INDEX ETF	0	61.967	61.967
**D	VICTORY CEMP INTERNATIONAL VOLATILITY WTD INDEX ETF	0	5.199	5.199
**D	VICTORY CEMP MARKET NEUTRAL INCOME FUND	0	23.688	23.688
**D	VICTORY RS GLOBAL FUND	0	33.541	33.541
**D	VICTORY RS INTERNATIONAL FUND	0	50.037	50.037
**D	VICTORY RS INTERNATIONAL VIP SERIES	0	382.678	382.678
**D	VICTORY TRIVALENT INTERNATIONAL FUND - CORE EQUITY	0	20.769	20.769
**D	WELLINGTON ALTA FUND	0	11.830	11.830
**D	MARITIME SUPER	0	149.300	149.300
**D	NORGES BANK	0	4.236.177	4.236.177
**D	TRUST FOR RETIR MED, DENT & LIFE INS ARMY&AIR FORCE EXCH	0	69.083	69.083
**D	THE RETIREMENT ANN FL FOR EMPL OF THE ARMY&AIR FORCE EX SERV	0	155.782	155.782
**D	SOMMA COUNTY EMPLOYEES RETIREMENT ASSOCIATION	0	114.047	114.047
**D	TOWERS WATSON U.S. PENSION PLAN TRUST	0	158.375	158.375
**D	RIVERSIDE CHURCH IN THE CITY OF NEW YORK	0	65.499	65.499
**D	THE METHODIST HOSPITAL	0	218.100	218.100
**D	XEROX CORPORATION RETIREMENT & SAVINGS PLAN	0	82.200	82.200
**D	NOVARTIS CORPORATION PENSION MASTER TRUST	0	123.443	123.443
**D	QS INTERNATIONAL EQUITY FUND	0	492.399	492.399
**D	LEGG MASON DEVELOPED EX-US DIVERSIFIED CORE ETF	0	7.251	7.251
**D	STATE FARM VARIABLE PRODUCT TRUST, INTERNATIONAL EQ INDEX F	0	171.935	171.935
**D	TEACHERS' RETIREMENT SYSTEM OF THE STATE OF ILLINOIS	0	13.232	13.232
**D	TEACHERS' RETIREMENT SYSTEM OF THE STATE OF ILLINOIS	0	3.058.239	3.058.239
**D	BEAUMONT HEALTH MASTER RETIREMENT TRUST	0	25.329	25.329
**D	WILLIAM BEAUMONT HOSPITAL	0	24.337	24.337
**D	KAISER PERMANENTE GROUP TRUST	0	1.378.169	1.378.169
**D	HC CAPITAL TRUST- THE INSTITUTIONAL INTERNATIONAL EQUITY PTF	0	150.456	150.456

814

Azionisti: 2473 Teste: 7  
 Azionisti in proprio: 0 Azionisti in delega: 2473

LISTA ESITO DELLE VOTAZIONE

Oggetto: Piano 2017 di incentivazione di lungo termine

FAVOREVOLI

Badge	Ragione Sociale	Proprio	Delega	Totale
**D	ARKWRIGHT, LLC	0	38.202	38.202
**D	KAISER FOUNDATION HOSPITALS	0	331.300	331.300
**D	FIDELITY RUTLAND SQUARE TR II: STRAT ADV INT MULTI-MANAGER F	0	24.947	24.947
**D	FIDELITY RUTLAND SQUARETRUST II: STRATEGIC ADVISERS INT F	0	3.050.290	3.050.290
**D	JOHN HANCOCK VARIABLE INSURANCE TRUST UTILITIES TRUST	0	1.996.321	1.996.321
**D	WELLS FARGO UTILITIES AND HIGH INCOME FUND	0	1.225.000	1.225.000
**D	WELLS FARGO GLOBAL DIVIDEND OPPORTUNITY FUND	0	3.750.000	3.750.000
**D	LAUDUS INTERNATIONAL MARKETMASTERS FUND	0	30.819	30.819
**D	LAUDUS MONDRIAN INTERNATIONAL EQUITY FUND	0	629.491	629.491
**D	SCHWAB INTERNATIONAL EQUITY ETF	0	4.292.614	4.292.614
**D	SCHWAB FUNDAMENTAL INTERNATIONAL LARGE COMPANY ETF	0	2.719.049	2.719.049
**D	SANFORD C. BERNSTEIN INTL VALUE EQ (CAP-WEIGHTED UNHEDGED) F	0	78.900	78.900
**D	JOHN HANCOCK ENDURING EQUITY FUND	0	748.298	748.298
**D	JOHN HANCOCK VAR INS TRUST STRATEGIC EQUITY ALLOCATION TRUST	0	2.077.243	2.077.243
**D	JOHN HANCOCK FUNDS II STRATEGIC EQUITY ALLOCATION FUND	0	1.303.542	1.303.542
**D	US RETIREMENT TRUST	0	133.611	133.611
**D	PUTNAM DYNAMIC RISK ALLOCATION FUND	0	47.899	47.899
**D	PUTNAM VARIABLE TRUST - PUTNAM VT GLOBAL ASSET ALLOCATION F	0	29.039	29.039
**D	PUTNAM DYNAMIC ASSET ALLOCATION GROWTH FUND	0	746.047	746.047
**D	PUTNAM DYNAMIC ASSET ALLOCATION BALANCED FUND	0	500.861	500.861
**D	PUTNAM DYNAMIC ASSET ALLOCATION CONSERVATIVE FUND	0	238.243	238.243
**D	PUTNAM GLOBAL UTILITIES FUND	0	740.654	740.654
**D	PUTNAM VARIABLE TRUST - PUTNAM VT GLOBAL UTILITIES FUND	0	304.635	304.635
**D	PUTNAM TOTAL RETURN TRUST	0	113.667	113.667
**D	PUTNAM RETIREMENT ADVANTAGE GAA GROWTH PORTFOLIO	0	177.822	177.822
**D	PUTNAM RETIREMENT ADVANTAGE GAA BALANCE PORTFOLIO	0	47.960	47.960
**D	PUTNAM RETIREMENT ADVANTAGE GAA CONSERVATIVE PORTFOLIO	0	29.845	29.845
**D	PUTNAM RETIREMENT ADVANTAGE GAA INCOME STRATEGIES PORTFOLIO	0	122.077	122.077
**D	PUTNAM RETIREMENT ADVANTAGE GAA EQUITY PORTFOLIO	0	37.152	37.152
**D	THE STATE OF NEVADA	0	68.297	68.297
**D	PUTNAM DYNAMIC ASSET ALLOCATION EQUITY FUND	0	38.992	38.992
**D	INTERNATIONAL PAPER CO COMMINGLED INVESTMENT GROUP TRUST	0	2.014.237	2.014.237
**D	LAZARD ASSET MANAGEMENT LLC	0	3.602	3.602
**D	LAZARD INTERNATIONAL EQUITY ADVANTAGE PORTFOLIO	0	1.510	1.510
**D	DEKA INVESTMENT GMEH FOR SET 3-FONDS	0	251.256	251.256
**D	J & J PENSION FUND OFF	0	54.836	54.836
**D	INTERNATIONAL EXPATRIATE BENEFIT MASTER TRUST	0	37.133	37.133
**D	MFS VARIABLE INSURANCE TRUST - MFS UTILITIES SERIES	0	9.768.066	9.768.066
**D	MFS HERITAGE TRUST COMPANY COLLECTIVE INVESTMENT TRUST	0	328.696	328.696
**D	MFS DEVELOPMENT FUNDS, LLC	0	16.657	16.657
**D	GOLDMAN SACHS TRST II-GOLDMAN SACHS MULTI-MNGR GLOBAL EQT FUND	0	6.998	6.998
**D	GOLDMAN SACHS TRUST- GOLDMAN SACHS GLOBAL MANAGED BETA FUND	0	8.013	8.013

815

LISTA ESITO DELLE VOTAZIONE

Oggetto: Piano 2017 di incentivazione di lungo termine

FAVOREVOLI

Badge	Ragione Sociale	Proprio	Delega	Totale
**D	GOLDMAN SACHS TRUST -- GOLDMAN SACHS GLOBAL INFRASTRUCTURE FUND	0	10.184	10.184
**D	GOLDMAN SACHS TRUST II GOLDMAN SACHS GOG PART INTL OPP FD	0	270.475	270.475
**D	INTERNATIONAL MONETARY FUND	0	318.037	318.037
**D	USAA GLOBAL EQUITY INCOME FUND	0	255.410	255.410
**D	ALLIANCEBERNSTEIN GLOBAL RISK ALLOCATION FUND INC	0	10.639	10.639
**D	THE ALLIANCEBERNSTEIN POOLING PTF - ALLIANCE VOL MNGM PTF	0	70.699	70.699
**D	ALLIANCEBERNST VAR PROD SER F INC.ALLIANCE DYN ASSET ALL PTF	0	72.583	72.583
**D	AB VARIABLE PROD SERIES FD, INC.-AB BALANCED WEALTH STG PORTF	0	37.731	37.731
**D	JOHN HANCOCK LIFE AND HEALTH INSURANCE COMPANY	0	365.073	365.073
**D	RUSSELL TRUST CO COMMINGLED EMPLOYEE BENEFIT FUNDS TRUST	0	10.535.977	10.535.977
**D	RUSSELL INVESTMENT COMPANY PLC	0	8.170.808	8.170.808
**D	METROPOLITAN LIFE INSURANCE COMPANY	0	289.164	289.164
**D	THE MASTER TRUST BK OF JP LTD: HITACHI FOREIGN EQ INDEX MF	0	147.136	147.136
**D	SPDR MSCI WORLD QUALITY MIX FUND	0	1.302	1.302
**D	COMMONFUND STRATEGIC SOLUTIONS GLOBAL EQUITY, LLC	0	488.700	488.700
**D	GWAM INVESTMENT FUNDS TRUST	0	673.786	673.786
**D	GWAM INVESTMENT FUNDS TRUST	0	805.100	805.100
**D	IBM RETIREMENT PLAN	0	52.225	52.225
**D	DEUTSCHE ASSET MNGM INV GMBH FOR DEAM FONDS BBS	0	48.000	48.000
**D	THORNBURG INVESTMENT INCOME BUILDER FUND	0	15.700.200	15.700.200
**D	NEUBERGER BERMAN ALTERNATIVE FUNDS NB MULTI-ASSET INCOME FUND	0	747	747
**D	AMERICAN BUREAU OF SHIPPING	0	13.705	13.705
**D	JAPAN TRUSTEE SERV BK LTD ATF SMTB PIMCO RAE LO VOL FR EQT M F	0	8.321	8.321
**D	PRINCIPAL GLOBAL INVESTORS COLLECTIVE INVESTMENT TRUST	0	527.642	527.642
**D	AMERICAN BAR ASSOCIATION MEMBERS/MIC COLLECTIVE TRUST	0	74.200	74.200
**D	AMERICAN CENTURY STRATEGIC ASSET ALL, INC. STRAT ALL CONS F	0	54.095	54.095
**D	AMERICAN CENTURY STRAT ASSET ALL, INC. STRAT ALL MODERATE F	0	227.054	227.054
**D	AMERICAN CENTURY STRAT ASSET ALL, INC. STRATEGIC ALL AGGR F	0	176.089	176.089
**D	AMERICAN CENTURY QUANTITATIVE EQUITY FUNDS, INC. INT CORE EQ	0	51.084	51.084
**D	AMERICAN CENTURY WORLD MUTUAL FUNDS, INC. INTL VALUE F	0	251.490	251.490
**D	AMERICAN CENTURY WORLD MUTUAL FUNDS INC - NT INT VALUE FUND	0	2.622.881	2.622.881
**D	AMERICAN CENTURY RETIREMENT DATE TRUST	0	361.897	361.897
**D	XEROX CANADA EMPLOYEES RETIREMENT PLAN	0	47.900	47.900
**D	PEOPLE'S BANK OF CHINA	0	6.064.055	6.064.055
**D	PEOPLE'S BANK OF CHINA	0	7.920.971	7.920.971
**D	JP TR SERV BK LTD ATF MATB MSCI KOKUSAI INDEX MOTHER F	0	159.409	159.409
**D	AXA IM SMART MATCHING SOLUTIONS PUBLIC LIMITED COMPANY	0	42.000	42.000
**D	ALPINE GLOBAL INFRASTRUCTURE FUND	0	521.000	521.000
**D	ANIMA FUNDS PLC	0	2.504.661	2.504.661
**D	ANGELES GLOBAL EQUITY OPPORTUNITIES FUND LLC	0	87.000	87.000
**D	THE MASTER TR BK OF JP LTD ATF INVESCO DEV COUNT EQ INDEX M F	0	750	750
**D	PENSION FUND OF SOMITOMO MITSUI BANKING CORPORATION	0	52.319	52.319
**D	THE MASTER TRUST BK OF JP RE F RUSSELL INV (JP) INTL EQUITY F	0	234.700	234.700

816

**LISTA ESITO DELLE VOTAZIONE**  
**Oggetto: Piano 2017 di incentivazione di lungo termine**

**FAVOREVOLI**

Badge	Regione Sociale	Proprio	Delega	Totale
**D	TOYOTA MOTOR PENSION FUND	0	223.583	223.583
**D	AQR GLOBAL ENHANCED MINIMUM VOLATILITY EQUITY FUND, L.P.	0	881	881
**D	AQR INTERNATIONAL EQUITY EDGE FUND, L.P.	0	4.360	4.360
**D	AQR FUNDS - AQR INT RELAXED CONSTRAINT EQUITY FUND	0	9.101	9.101
**D	ARROWSTREET MULTI STRATEGY UMBRELLA PLC	0	308.057	308.057
**D	ARROWSTREET INTERNATIONAL EQUITY EAFE TRUST FUND	0	68.288	68.288
**D	ARROWSTREET INTL EQ ACWI EX US ALPHA EXTENSION TRUST FUND	0	58.782	58.782
**D	AXA INVESTMENT MANAGERS DEUTSCHLAND GMBH FOR AXA EUROPA	0	150.000	150.000
**D	AXA INVESTMENT MANAGERS DEUTSCHLAND GMBH FOR AXA WELT	0	63.000	63.000
**D	GENERAL CONFERENCE CORPORATION OF SEVENTH DAY ADVENTISTS	0	313.808	313.808
**D	AXA ROSENBERG EQUITY ALPHA TRUST	0	1.665.000	1.665.000
**D	STATE OF ALASKA RETIREMENT AND BENEFITS PLANS	0	815.702	815.702
**D	JP TRU SERVICES BK, LTD. AS TRU FOR SMTB GMAS EQ MOTHER FD	0	18.114	18.114
**D	OBULATE INTERNATIONAL PASTORAL INVESTMENT TRUST	0	28.150	28.150
**D	UNITED TECHNOLOGIES CORPORATION EMPLOYEE SAVINGS PLAN	0	515.967	515.967
**D	THE WALT DISNEY COMPANY RETIREMENT PLAN MASTER TRUST	0	111.482	111.482
**D	BROOKFIELD REAL ASSETS HYBRID MASTER FUND L.P.	0	73.800	73.800
**D	THE MASTER TRUST BK OF JP LTD: RUSSELL GLB ENVIR TECH FUND	0	3.338	3.338
**D	MERCER DIOCESE OF BROOKLYN GROWTH STRATEGY	0	156.815	156.815
**D	MERCER DIOCESE OF BROOKLYN LAY PENSION INVESTMENT TRUST	0	158.300	158.300
**D	MERCER DIOCESE OF BROOKLYN LAY PENSION INVESTMENT TRUST	0	78.140	78.140
**D	SIEFORE XXI BANORTE CONS, SOC ANON DE CAPITAL VARIABLE	0	78.900	78.900
**D	TIAA-CREF FUNDS - ENHANCED INTERNATIONAL EQUITY INDEX FUND	0	2.569.483	2.569.483
**D	MET INVESTORS SERIES TRUST-ALLIANCE GLOBAL DYNAMIC ALL PTF	0	2.692.631	2.692.631
**D	MET INVESTORS SERIES TRUST- SCHROEDERS GLOBAL MULTI-ASSET PTF	0	775.255	775.255
**D	MET INVESTORS SERIES TRUST- JPMORGAN GLOBAL ACTIVE ALL PTF	0	179.232	179.232
**D	RUSSELL INVESTMENT COMPANY - RUSSELL INTERN DEVELOPED MKT F	0	1.905.374	1.905.374
**D	RUSSELL INVESTMENT COMPANY RUSSELL GLOBAL EQUITY FUND	0	6.172.022	6.172.022
**D	HENDERSON DIVIDEND + INCOME BUILDER FUND	0	843.198	843.198
**D	CENTRAL PROVIDENT FUND BOARD	0	319.508	319.508
**D	UAW RETIREE MEDICAL BENEFITS TRUST	0	78.732	78.732
**D	DESJARDINS CANADIAN BALANCED FUND	0	4.131.639	4.131.639
**D	CALVERT VP EAFE INTERNATIONAL INDEX PORTFOLIO	0	42.627	42.627
**D	CAISSE DE DEPOT ET PLACEMENT DU QUEBEC	0	77.181	77.181
**D	THE REGENTS OF THE UNIVERSITY OF CALIFORNIA	0	11.899.564	11.899.564
**D	ETC ENERGY UTILITY FUND	0	8.108.176	8.108.176
**D	MICROSOFT CORPORATION SAVINGS PLUS 401(K) PLAN	0	653.000	653.000
**D	LORD ABBETT SERIES FUND, INC. - INTERNATIONAL CORE EQ PTF	0	1.821.881	1.821.881
**D	LORD ABBETT SECURITIES TRUST-LORD ABBETT INT CORE EQ F	0	193.435	193.435
**D	FEDEX CORPORATION EMPLOYEES PENSION TRUST	0	1.690.148	1.690.148
**D	PARAMETRIC INTERNATIONAL EQUITY FUND	0	338.670	338.670
**D	SOJECCI II LTEE	0	157.274	157.274
**D		0	96.200	96.200

816

Azionisti: 2473 Teste: 7  
 Azionisti in proprio: 0 Azionisti in delega: 2473

LISTA ESITO DELLE VOTAZIONE

Oggetto: Piano 2017 di incentivazione di lungo termine

FAVOREVOLI

Badge	Ragione Sociale	Proprio	Delega	Totale
**D	EATON VANCE HEXAVEST GLOBAL EQUITY FUND	0	65.700	65.700
**D	EATON VANCE HEXAVEST INTERNATIONAL EQUITY FUND	0	15.983	15.983
**D	TAX - MANAGED INTERNATIONAL EQUITY PORTFOLIO	0	48.562	48.562
**D	GABELLI UTILITIES FUND	0	250.000	250.000
**D	THE GABELLI DIVIDEND & INCOME TRUST	0	230.000	230.000
**D	THE GABELLI GLOBAL UTILITY & INCOME TRUST	0	80.000	80.000
**D	GENERAL ELECTRIC PENSION TRUST	0	2.628.347	2.628.347
**D	RUSSELL INVESTMENT FUNDS NON-U.S. FUND	0	998.328	998.328
**D	RUSSELL INVESTMENT COMPANY RUSSELL TAX-MANAGED INTL EQ FUND	0	739.735	739.735
**D	RUSSELL INVESTMENT COMPANY SELECT INTERNATIONAL EQUITY FUND	0	590.894	590.894
**D	LAND BK OF TW IN ITS CAP AS MSTR CUS OF FR TEM SIN M-A INC B F	0	28.195	28.195
**D	MARQUIS INSTITUTIONAL GLOBAL EQUITY PORTFOLIO	0	51.650	51.650
**D	FIMCO BALANCED INCOME FUND (CANADA)	0	14.100	14.100
**D	THE HARTFORD GLOBAL REAL ASSET FUND	0	114.712	114.712
**D	THE HARTFORDGLOBAL ALL- ASSET FUND	0	20.184	20.184
**D	AMERICAN FUNDS INSURANCE SERIES CAPITAL INCOME BUILDER	0	494.674	494.674
**D	ROCHE U.S. RETIREMENT PLANS MASTER TRUST	0	1.339.900	1.339.900
**D	CITY OF HOPE	0	86.500	86.500
**D	BECKMAN RESEARCH INSTITUTE OF THE CITY OF HOPE	0	61.500	61.500
**D	CITY OF HOPE NATIONAL MEDICAL CENTER	0	79.000	79.000
**D	CENTRAL BANK OF TRINIDAD AND TOBAGO	0	1.205.822	1.205.822
**D	RUSSELL INVESTMENT COMPANY MULTI-ASSET GROWTH STRATEGY FUND	0	29.004	29.004
**D	HEXAVEST EAFE EQUITY FUND	0	660.938	660.938
**D	HEXAVEST ACWI EQUITY FUND	0	49.740	49.740
**D	HEXAVEST WORLD EQUITY FUND	0	579.381	579.381
**D	BROOKFIELD GLOBAL REAL ASSET FUND	0	18.200	18.200
**D	TRANSAMERICA JPMORGAN TACTICAL ALLOCATION VP	0	109.592	109.592
**D	MONY LIFE RETIREMENT INCOME SECURITYPLAN FOR EMPLOYEES	0	5.960	5.960
**D	TRANSAMERICA AB DYNAMIC ALLOCATION VP	0	39.844	39.844
**D	ICON INTERNATIONAL EQUITY FUND	0	177.000	177.000
**D	TANGERINE BALANCED INCOME PORTFOLIO	0	16.557	16.557
**D	TANGERINE BALANCED PORTFOLIO	0	101.866	101.866
**D	TANGERINE BALANCED GROWTH PORTFOLIO	0	86.522	86.522
**D	TANGERINE EQUITY GROWTH PORTFOLIO	0	74.941	74.941
**D	STATE FARM MUTUAL FUND TRUST, INTERNATIONAL INDEX FUND	0	158.717	158.717
**D	MASSMUTUAL SELECT OVERSEAS FUND	0	465.251	465.251
**D	MAINSTAY VP MFS UTILITIES PORTFOLIO	0	7.895.688	7.895.688
**D	TRANSAMERICA BLACKROCK GLOBAL ALLOCATION VP	0	705.964	705.964
**D	MM SELECT EQUITY ASSET FUND	0	171.948	171.948
**D	MM MSCI EAFE INTERNATIONAL INDEX FUND	0	166.142	166.142
**D	GMO TAX-MANAGED GLOBAL BALANCED PORTFOLIO	0	38.039	38.039
**D	GMO IMPLEMENTATION FUND	0	2.652.207	2.652.207
**D	JANUS CAPITAL MANAGEMENT LLC	0	20	20

818

LISTA ESITO DELLE VOTAZIONE

Oggetto: Piano 2017 di incentivazione di lungo termine

FAVOREVOLI

Badge	Ragione Sociale	Proprio	Delega	Totale
**D	RUSSELL INVESTMENT COMPANY IV PLC	0	537.826	537.826
**D	JOHNSON & JOHNSON PENSION & SAVINGS PLANS MASTER TRUST	0	198.000	198.000
**D	PENSIONSKASSE JOHNSON & JOHNSON SCHWEIZ	0	82.709	82.709
**D	INTECH GLOBAL ALL COUNTRY ENHANCED INDEX FUND LLC	0	7.819	7.819
**D	SUNAMERICA SERIES TRUST GLOBAL EQUITIES PORTFOLIO	0	360.140	360.140
**D	SUNAMERICA SERIES TRUST TELECOM UTILITY PORTFOLIO	0	272.236	272.236
**D	SEASONS SERIES TRUST ASSET ALLOCATION: DIVERSIFIED GROWTH PTF	0	35.095	35.095
**D	SEASONS SERIES TRUST INTERNATIONAL EQUITY PORTFOLIO	0	126.595	126.595
**D	SUNAMERICA SERIES TRUST- SA BLACKROCK VCP GLO MUL ASSET PTF	0	172.059	172.059
**D	SUNAMERICA SERIES TRUST- SA SCHRÖDERS VCP GLO ALLOC PORTFOLIO	0	64.530	64.530
**D	SUNAMERICA SERIES TRUST - SA INTERNATIONAL INDEX PORTFOLIO	0	136.619	136.619
**D	ORANGE COUNTY EMPLOYEES RETIREMENT SYSTEM	0	383.270	383.270
**D	RUSSELL COMMON CONTRACTUAL FUND	0	333.200	333.200
**D	RUSSELL INVESTMENT COMPANY V PLC	0	394.086	394.086
**D	RUSSELL INSTITUTIONAL FUNDS PLC	0	29.890	29.890
**D	STATE STREET GLOBAL EQUITY EX-US INDEX PORTFOLIO	0	370.696	370.696
**D	STATE STREET DISCIPLINED GLOBAL EQUITY PORTFOLIO	0	9.520	9.520
**D	STATE STREET INTERNATIONAL DEVELOPED EQUITY INDEX PORTFOLIO	0	1.341.151	1.341.151
**D	DEUTSCHE EAFE EQUITY INDEX FUND	0	33.775	33.775
**D	KP INTERNATIONAL EQUITY FUND	0	151.868	151.868
**D	KANSAS PUBLIC EMPLOYEES RETIREMENT SYSTEM	0	1.847.947	1.847.947
**D	RHUMBLINE-INTERNATIONAL POOLED INDEX TRUST	0	42.398	42.398
**D	LOS ANGELES COUNTY EMPLOYEES RETIREMENT ASSOCIATION	0	104.000	104.000
**D	LORD ABBETT INTERNATIONAL CORE EQUITY TRUST	0	93.243	93.243
**D	SPDR MSCI ACWI IMI ETF	0	16.475	16.475
**D	SPDR MSCI EAFE QUALITY MIX ETF	0	45.802	45.802
**D	SPDR MSCI WORLD QUALITY MIX ETF	0	3.744	3.744
**D	HARTFORD MULTIFACTOR DEVELOPED MARKETS (EX-US) ETF	0	7.767	7.767
**D	ALLIANCEBERNSTEIN INTERNATIONAL ALL-COUNTRY PASSIVE SERIES	0	90.835	90.835
**D	MARYLAND STATE RETIREMENT & PENSION SYSTEM	0	1.865.751	1.865.751
**D	RUSSELL INV MULTI-ASSET FACTOR EXPOSURE FUND	0	217.156	217.156
**D	THE PRUDENTIAL INSURANCE COMPANY OF AMERICA	0	628.929	628.929
**D	PRUDENTIAL TRUST CO MASTER COMMINGLED INV F FOR TAX EXEMPT TR	0	469.482	469.482
**D	MDPIM INTERNATIONAL EQUITY POOL	0	373.100	373.100
**D	MD INTERNATIONAL VALUE FUND	0	152.189	152.189
**D	MD EQUITY FUND	0	413.850	413.850
**D	MD EQUITY FUND	0	105.800	105.800
**D	MDPIM INTERNATIONAL EQUITY POOL	0	1.312.658	1.312.658
**D	MD INTERNATIONAL VALUE FUND	0	39.200	39.200
**D	MGI FUNDS PLC	0	89.607	89.607
**D	MERCER INTERNATIONAL EQUITY FUND	0	100.000	100.000
**D	MGI FUNDS PLC	0	161.181	161.181
**D	MERCER QLF CCF	0	6.182.419	6.182.419

Azionisti: 2473 Teste: 7  
 Azionisti in proprio: 0 Azionisti in delega: 2473

819



LISTA ESITO DELLE VOTAZIONE

Oggetto: Piano 2017 di incentivazione di lungo termine

FAVOREVOLI

Badge	Ragione Sociale	Proprio	Delega	Totale
**D	MERCER QIF FUND PLC	0	101.228	101.228
**D	MERCER GLOBAL EQUITY FUND	0	180.695	180.695
**D	MERCER GLOBAL EQUITY FUND	0	314.747	314.747
**D	MGI FUNDS PLC	0	594.456	594.456
**D	MORGAN STANLEY INSTITUTIONAL FUND TR- GL MULTI-ASSET INC PTF	0	1.336	1.336
**D	LOCKHEED MARTIN CORP DEFINED CONTRIBUTION PLAN MASTER TRUST	0	318.523	318.523
**D	MET INVESTORS SERIES TRUST- PANAGORA GLO DIVERSIFIED RISK PTF	0	11.684	11.684
**D	BLDE CROSS BLUE SHIELD OF KANSAS, INC	0	6.835	6.835
**D	NORTHROP GRUMMAN CORPORATION VEBIA MASTER TRUST I	0	26.125	26.125
**D	BURROUGHS WELLCOME FUND	0	9.415	9.415
**D	DEUTSCHE BANK-ONSHORE	0	9.411	9.411
**D	STATE OF NEW JERSEY COMMON PENSION FUND D	0	3.987.454	3.987.454
**D	ONTARIO TEACHERS PENSION PLAN BOARD	0	785.400	785.400
**D	NEW SHIPS, INC. PENSION MASTER TRUST	0	390.042	390.042
**D	CITY OF NEW YORK GROUP TRUST	0	2.462.589	2.462.589
**D	COSMOPOLITAN INVESTMENT FUND	0	709.642	709.642
**D	PIMCO RAE FUNDAMENTAL INTERNATIONAL FUND LLC	0	1.241.002	1.241.002
**D	PIMCO EQUITY SERIES: PIMCO RAE FUNDAMENTAL INTERNATIONAL FUND	0	504.064	504.064
**D	PRINCIPAL LIFE INSURANCE COMPANY	0	2.536.580	2.536.580
**D	DIVERSIFIED REAL ASSET CIT	0	633.386	633.386
**D	PUTNAM WORLD TRUST	0	50.293	50.293
**D	THE UNIVERSITY OF HONG KONG	0	35.573	35.573
**D	CERN PENSION FUND	0	1.500.092	1.500.092
**D	RETIREMENT & SEC PROG. & SAVNGS PLN OF NTCA & ITS MBRS MSTR TST	0	92.664	92.664
**D	DEUTSCHE ASSET MNGM INV GMBH FOR DEAM-FONDS KLP 1	0	68.000	68.000
**D	DEUTSCHE ASSET MNGM INV GMBH FOR DEAM-FONDS PPC GEQ	0	25.152	25.152
**D	DEUTSCHE ASSET MNGM INV GMBH FOR DEAM-FONDS RKBS	0	70.000	70.000
**D	DEUTSCHE ASSET MNGM INV GMBH FOR DEAM-FONDS BW GERMANY	0	19.566	19.566
**D	DEUTSCHE ASSET MNGM INV GMBH FOR DEAM-FONDS DNL3	0	137.000	137.000
**D	DEUTSCHE ASSET MNGM INV GMBH FOR DEAM-FONDS PPC EQ	0	159.249	159.249
**D	DEUTSCHE ASSET MNGM INV GMBH FOR GCB PENSION FUND GERMANY	0	69.458	69.458
**D	DEUTSCHE ASSET MNGM INV GMBH FOR DEAM FONDS AKS	0	20.000	20.000
**D	DEUTSCHE ASSET MNGM INV GMBH FOR DEAM FONDS DAM 2	0	40.000	40.000
**D	DEUTSCHE ASSET MNGM INV GMBH FOR DEAM-FONDS BG 2	0	30.000	30.000
**D	DEUTSCHE ASSET MNGM INV GMBH FOR DEAM FONDS TOCO	0	110.000	110.000
**D	DEUTSCHE ASSET MNGM INV GMBH FOR DEAM FONDS AVD 2	0	20.900	20.900
**D	DEUTSCHE ASSET MNGM INV GMBH FOR DEAM-FONDS-BCA 1	0	85.000	85.000
**D	DEUTSCHE ASSET MNGM INV GMBH FOR DEAM FONDS DAA	0	33.900	33.900
**D	DEUTSCHE ASSET MNGM INV GMBH FOR DEAM-FONDS DEUK	0	60.000	60.000
**D	DEUTSCHE ASSET MNGM INV GMBH FOR DEAM FONDS CA IV	0	24.000	24.000
**D	DEUTSCHE ASSET MNGM INV GMBH FOR DEAM FONDS KDE 1	0	60.000	60.000
**D	DEUTSCHE ASSET MNGM INV GMBH FOR DEAM FONDS WOP 1	0	215.511	215.511
**D	DEUTSCHE ASSET MNGM INV GMBH FOR DEAM FONDS WOP 2	0	135.396	135.396

Azionisti: 2473 Teste: 7  
 Azionisti in proprio: 0 Azionisti in delega: 2473

820

LISTA ESITO DELLE VOTAZIONE

Oggetto: Piano 2017 di incentivazione di lungo termine

FAVOREVOLI

Badge	Regione Sociale	Proprio	Delega	Totale
**D	DEUTSCHE ASSET MNGM INV GMBH FOR STIFTUNGSFONDS SVOP	0	89.909	89.909
**D	DEUTSCHE ASSET MNGM INV GMBH FOR DEAM-FONDS DVERG	0	45.000	45.000
**D	DEUTSCHE ASSET MNGM INV GMBH FOR DEAM-FONDS PFM	0	70.000	70.000
**D	DEUTSCHE ASSET MNGM INV GMBH FOR DEAM-FONDS EXEMPLUM	0	15.000	15.000
**D	DEUTSCHE ASSET MNGM INV GMBH FOR DEAM-FONDS NSW	0	40.500	40.500
**D	DEUTSCHE AM INV GMBH FOR DEAM FONDS RHEIN	0	340.000	340.000
**D	DEUTSCHE ASSET MNGM INV GMBH FOR DEAM FONDS KLILL	0	11.000	11.000
**D	DEUTSCHE ASSET MNGM INV GMBH FOR DEAM FONDS SFWL	0	500.000	500.000
**D	DEUTSCHE ASSET MNGM INV GMBH FOR DEAM FONDS SLM 1	0	362.100	362.100
**D	DEUTSCHE ASSET MNGM INV GMBH FOR DEAM-FONDS LHG 1	0	202.000	202.000
**D	DEUT ASS & WEALTH MNGM INV GMBH FOR DEAM-FONDS PMC 1	0	120.000	120.000
**D	DEUTSCHE ASSET MNGM INV GMBH FOR DEAM FONDS PKN 2	0	2.998.721	2.998.721
**D	DEUTSCHE ASSET MNGM INV GMBH FOR DEAM- FONDS OKA	0	30.000	30.000
**D	DEUTSCHE ASSET MNGM INV GMBH FOR DEAM FONDS AO 1	0	10.000	10.000
**D	DEUTSCHE ASSET MNGM INV GMBH FOR DEAM FONDS APD	0	5.000	5.000
**D	DEUTSCHE ASSET MNGM INV GMBH FOR DEAM FONDS UVG 1	0	23.400	23.400
**D	DEUTSCHE ASSET MNGM INV GMBH FOR DEAM FONDS PTF	0	77.000	77.000
**D	DEUTSCHE ASSET MNGM INV GMBH FOR DEAM FONDS RTU 1	0	20.000	20.000
**D	DEUTSCHE ASSET MNGM INV GMBH FOR DEAM FONDS PSF 1	0	31.304	31.304
**D	DEUTSCHE ASSET MNGM INV GMBH FOR DEAM FONDS SCSM	0	12.901	12.901
**D	DEUTSCHE ASSET MNGM INV GMBH FOR DEAM FONDS STK	0	28.600	28.600
**D	DEUTSCHE ASSET MNGM INV GMBH FOR DEAM FONDS SVSW	0	55.000	55.000
**D	DEUTSCHE ASSET MNGM INV GMBH FOR DEAM-FONDS UZS 1	0	50.000	50.000
**D	DEUTSCHE ASSET MNGM INV GMBH FOR STIFTUNGSFONDS SV 1	0	240.000	240.000
**D	DEUTSCHE ASSET MNGM INV GMBH FOR STIFTUNGSFONDS SVC 1	0	38.868	38.868
**D	DEUTSCHE ASSET MNGM INV GMBH FOR DEAM FONDS SWI	0	33.000	33.000
**D	DEUTSCHE ASSET MNGM INV GMBH FOR DEAM FONDS STRAT1	0	125.000	125.000
**D	DEUTSCHE ASSET MNGM INV GMBH FOR DEAM FONDS VEF	0	13.500	13.500
**D	DEUTSCHE ASSET MNGM INV GMBH FOR DEAM-FONDS MITARBEITER I	0	6.500	6.500
**D	DEUTSCHE ASSET MNGM INV GMBH FOR DEAM-HAD-MITARBEITER II	0	15.000	15.000
**D	DEUTSCHE ASSET MNGM INV GMBH FOR DEAM-FONDS LWL	0	20.000	20.000
**D	DEUTSCHE ASSET MNGM INV GMBH FOR DEAM-FONDS ZDB	0	150.000	150.000
**D	DEUTSCHE ASSET MNGM INV GMBH FOR DEAM FONDS PVZ 1	0	16.000	16.000
**D	DEUTSCHE ASSET MNGM INV GMBH FOR DEAM FONDS ZSB 1	0	230.000	230.000
**D	DEUTSCHE ASSET MNGM INV GMBH FOR DEAM-FONDS CPT	0	60.000	60.000
**D	INTEL CORPORATION RETIREE MEDICAL PLAN TRUST	0	5.820	5.820
**D	ALASKA COMMON TRUST FUND	0	49.044	49.044
**D	AQR COLLECTIVE INVESTMENT TRUST	0	211.155	211.155
**D	GREYSTONE INTERNATIONAL INCOME AND GROWTH FUND	0	110.644	110.644
**D	GREYSTONE GLOBAL INCOME + GROWTH FUND	0	345.600	345.600
**D	PANAGORA DYNAMIC GLOBAL EQUITY (EX TOBACCO) FUND	0	94.448	94.448
**D	THRIVENT PARTNER WORLDWIDE ALLOCATION FUND	0	1.068.850	1.068.850
**D		0	263.178	263.178

178

Azionisti: 2473  
Azionisti in proprio: 0

Teste: 7  
Azionisti in delega: 2473

LISTA ESITO DELLE VOTAZIONE

Oggetto: Piano 2017 di incentivazione di lungo termine

FAVOREVOLI

Badge	Ragione Sociale	Proprio	Delega	Totale
**D	THRIVENT PARTNER WORLDWIDE ALLOCATION PORTFOLIO	0	579.002	579.002
**D	RUSSELL INSTITUTIONAL FUNDS, LLC-RUSSELL INTL EQUITY FUND	0	1.182.987	1.182.987
**D	RUSSELL INSTL FUNDS, LLC-RUSSELL MULTI-ASSET CORE PLUS FUND	0	281.928	281.928
**D	RUSSELL INSTITUTIONAL FUNDS, LLC-RUSSELL GLOB EQ PLUS FUND	0	133.718	133.718
**D	FLOURISH INVESTMENT CORPORATION	0	10.935.993	10.935.993
**D	OMERS ADMINISTRATION CORPORATION	0	59.593	59.593
**D	HONG KONG HOUSING SOCIETY	0	236.311	236.311
**D	GOV OF HM THE SULTAN AND YANG DI-PERTUAN OF BRUNEI DARUSSALAM	0	363.295	363.295
**D	BANK OF KOREA	0	1.032.609	1.032.609
**D	BIMCOR OVERSEAS POOLED FUND	0	270.659	270.659
**D	BIMCOR GLOBAL EQUITY POOLED FUND	0	541.008	541.008
**D	GOVERNMENT OF THE PROVINCE OF ALBERTA	0	7.145.000	7.145.000
**D	SPHERE FTSE EUROPE SUSTAINABLE YIELD INDEX ETF	0	3.908	3.908
**D	POWER ASSETS DEFINED CONTRIBUTION SCHEME	0	15.447	15.447
**D	SANOFI-AVENTIS US PENSION TRUST	0	45.600	45.600
**D	SSGA MSCI ACWI EX-USA INDEX NON-LENDING DAILY TRUST	0	174.679	174.679
**D	GAM INVESTMENT MANAGEMENT (SWITZERLAND) AG	0	434.785	434.785
**D	GAM INVEST MANAG (SWITZ) AG VI VORSORGEINV VI CORE AKTN AUSLAND	0	9.120	9.120
**D	HARTFORD SCHROEDERS INTERNATIONAL MULTI-CAP VALUE FUND	0	194.636	194.636
**D	STATE STREET IRELAND UNIT TRUST	0	1.867.747	1.867.747
**D	STANDARD LIFE INV GLO ABS RETURN STRAT MASTER FUND LTD.	0	2.182.476	2.182.476
**D	STANDARD LIFE INVEST GLOBAL FOCUSED STRATEGIES MASTER FUND LTD	0	520.890	520.890
**D	SWISS AND GLOBAL AM AG ON BEHALF OF SSGA EUROPE EQUITY INDEX	0	23.030	23.030
**D	SSGA SPDR ETFs EUROPE I PUBLIC LIMITED COMPANY	0	1.052.072	1.052.072
**D	SSGA SPDR ETFs EUROPE II PUBLIC LIMITED COMPANY	0	1.121.453	1.121.453
**D	SIR DAVID TRENCH FUND FOR RECREATION	0	19.258	19.258
**D	SUNSUPER SUPERANNUATION FUND	0	915.151	915.151
**D	CALIFORNIA PUBLIC EMPLOYEES RETIREMENT SYSTEM	0	24.831.484	24.831.484
**D	ROMAN CATHOLIC BISHOP OF SPRINGFIELD A CORPORATION SOLE	0	8.322	8.322
**D	TEACHER RETIREMENT SYSTEM OF TEXAS	0	16.921.108	16.921.108
**D	CALIFORNIA STATE TEACHERS RETIREMENT SYSTEM	0	24.386.496	24.386.496
**D	TENNESSEE CONSOLIDATED RETIREMENT SYSTEM	0	5.134.859	5.134.859
**D	DEUTSCHE ASSET MNGM INV GMBH FOR DEAM-FONDS PG EQ	0	196.866	196.866
**D	AXA SWISS INSTITUTIONAL FUND - EQUITIES GLOBAL EX SWITZERLAND	0	99.000	99.000
**D	DEUTSCHE ASSET MNGM INV GMBH FOR DEAM FONDS MIR 1	0	33.000	33.000
**D	DEUTSCHE ASSET MNGM INV GMBH FOR DEAM FONDS GFN 1	0	80.000	80.000
**D	DEUTSCHE ASSET MNGM INV GMBH FOR DEAM FONDS PFDB	0	47.194	47.194
**D	PINEBRIDGE GLOBAL FUNDS	0	240.269	240.269
**D	DEUTSCHE ASSET MNGM INV GMBH FOR DEAM-FONDS BPT	0	840.000	840.000
**D	METZLER ASSET MANAGEMENT GMBH FOR MI-FONDS 415	0	1.903.915	1.903.915
**D	DEUTSCHE ASSET MNGM INV GMBH FOR DEAM-FONDS RVT	0	30.000	30.000
**D	DEUTSCHE ASSET MNGM INV GMBH FOR DEAM-FONDS PAL 1	0	69.300	69.300
**D	DEUTSCHE ASSET MNGM INV GMBH FOR DEAM-FONDS GSK 1	0	85.000	85.000

Azionisti: 2473 Teste: 7  
 Azionisti in proprio: 0 Azionisti in delega: 2473

822

LISTA ESITO DELLE VOTAZIONE  
 Oggetto: Piano 2017 di incentivazione di lungo termine

FAVOREVOLI

Badge	Ragione Sociale	Proprio	Delega	Totale
**D	ASIAN DEVELOPMENT BANK	0	352.688	352.688
**D	UBS (IRL) ETF PLC	0	614.225	614.225
**D	SOUTH CALIF UTD FOOD & COMM WK UN & FOOD EMPLE JOINT PENS TR F	0	811.564	811.564
**D	CAPITAL GROUP INTERNATIONAL EQUITY FUND (CANADA)	0	26.647	26.647
**D	CAPITAL INTERNATIONAL - GROWTH AND INCOME	0	49.000	49.000
**D	VANGUARD FTSE DEVELOPED EUROPE ALL CAP INDEX ETF	0	77.183	77.183
**D	VANGUARD FTSE DEVELOPED EUROPE ALL CAP INDEX ETF	0	70.153	70.153
**D	VANGUARD FTSE DEVELOPED ALL CAP EX NORTH AMERICA INDEX ETF	0	14.116	14.116
**D	VANGUARD DEVEL ALL-CAP EX NORTH AMERICA EQT IND POOLED FUND	0	2.139	2.139
**D	VANGUARD GLOBAL VALUE FACTOR ETF	0	175.472	175.472
**D	VANGUARD INVESTMENTS II COMMON CONTRACTUAL FUND	0	619.874	619.874
**D	VANGUARD INVESTMENTS COMMON CONTRACTUAL FUND	0	17.315	17.315
**D	VANGUARD FTSE DEVELOPED EUROPE INDEX ETF	0	781.961	781.961
**D	THE WELLINGTON TR COM NATIONAL ASS MULT COLLECT INV F TRUST	0	1.180.874	1.180.874
**D	THE WELLINGTON TR CO NAT ASS MULT COMM, ENDURING ASSETS PTF	0	780	780
**D	THE WELLINGTON TR CO NAT MULT COM TR F TR, REAL TOTAL RETURN ETF	0	1.275.313	1.275.313
**D	WELLINGTON TR CO NAT ASS MULT COM TR F TR DAILY END ASS PTF	0	123.875	123.875
**D	THE WELLINGTON TR CO NAT ASS MULT COLLECTIVE INV F TRUST II	0	472.328	472.328
**D	WELLS FARGO BK DECL OF TR EST INV FUNDS FOR EMPLOYEE BEN TR	0	79.600	79.600
**D	WELLS FARGO DIVERSIFIED INTERNATIONAL FUND	0	361.086	361.086
**D	WELLS FARGOMASTER TRUST DIVERSIFIED STOCK PORTFOLIO	0	1.706.600	1.706.600
**D	WELLS FARGO MASTER TRUST INTERNATIONAL VALUE PORTFOLIO	0	22.297	22.297
**D	WELLINGTON COMPOUND GROWTH, L.P.	0	86.620	86.620
**D	WISDMOTREE ISSUER PUBLIC LIMITED COMPANY	0	2.196.350	2.196.350
**D	WSIB INVESTMENTS (PUBLIC EQUITIES) POOLED FUND TRUST	0	132.815	132.815
**D	DIVERSIFIED MARKETS (2010) POOLED FUND TRUST	0	12.387.571	12.387.571
**D	WASHINGTON STATE INVESTMENT BOARD	0	3.467	3.467
**D	WISDMOTREE DYNAMIC CURRENCY HEDGED EUROPE EQUITY FUND	0	252.437	252.437
**D	WISDMOTREE DYNAMIC CURRENCY HEDGED INTRNL EQUITY FUND	0	320.239	320.239
**D	WISDMOTREE DEFA EQUITY INCOME FUND	0	523.128	523.128
**D	WISDMOTREE INTERNATIONAL EQUITY FUND	0	38.618	38.618
**D	WISDMOTREE GLOBAL HIGH DIVIDEND FUND	0	325.411	325.411
**D	WISDMOTREE INTERNATIONAL LARGE CAP DIVIDEND FUND	0	2.918	2.918
**D	WISDMOTREE GLOBAL EX-U.S. HEDGED DIVIDEND FUND	0	1.030.200	1.030.200
**D	NEW YORK STATE TEACHERS RETIREMENT SYSTEM	0	3.196.543	3.196.543
**D	NEW YORK STATE TEACHERS RETIREMENT SYSTEM	0	756.683	756.683
**D	PENSIENFONDS METAAL OFF	0	478.800	478.800
**D	PRUDENTIAL RETIREMENT INSURANCE & ANNUITY COMPANY	0	97.407	97.407
**D	PRUDENTIAL RETIREMENT INSURANCE & ANNUITY COMPANY	0	1.247.430	1.247.430
**D	WELLINGTON MANAGEMENT FUNDS (IRELAND) PLC	0	196.459	196.459
**D	MANULIFE ASSET MANAGEMENT INTERNATIONAL EQUITY INDEX POOLED F	0	294.076	294.076
**D	SWISS & GLBL ASSET MNGMT AG ON BHLF OF ZUR INVEST INSTIT ENDS	0	32.073.349	32.073.349
**D	SS BK AND TRUST COMPANY INV FUNDS FOR TAXEXEMPT RETIREMENT PL	0	14.777	14.777
**D	SS&A EAFE INDEX PLUS NON-LENDING COMMON TRUST FUND	0		

Azionisti: 2473 Teste: 7  
 Azionisti in proprio: 0 Azionisti in delega: 2473

823

LISTA ESITO DELLE VOTAZIONE  
 Oggetto: Piano 2017 di incentivazione di lungo termine

FAVOREVOLI

Badge	Ragione Sociale	Proprio	Delega	Totale
**D	SSGA ACWI INTEGR ALPHA SELECT NON-LENDING QP COMMON TRUST F	0	30.108	30.108
**D	SSGA INTERNATIONAL ALPHA NON-LENDING QP COMMON TRUST FUND	0	45.446	45.446
**D	SSGA RUSSELL FD GL EX-US INDEX NONLENDING QP COMMON TRUST FUND	0	213.451	213.451
**D	SSGA FTSE RAFI DEVELOPED 1000 INDEX NON-LENDING COMMON TR F	0	276.836	276.836
**D	STATE STREET GLOBAL MANAGED VOL ALPHA NON-LENDING COM TRUST FD	0	296.656	296.656
**D	GSO ADGM III COMMON CONTRACTUAL FUND	0	54.376	54.376
**D	STATE STREET SP GLO INFRA INDEX NON-LENDING COMMON TRUST FUND	0	763.624	763.624
**D	SSGA MSCI EUROPE SCREENED INDEX NON-LENDING COMMON TRUST FUND	0	768.762	768.762
**D	MSCI EAFE PROV SCREENED INDEX NON - LENDING COMMON TR FUND	0	98.469	98.469
**D	THE AB PORTFOLIOS - AB TAX-MANAGED BALANCED WEALTH STRATEGY	0	10.350	10.350
**D	THE AB PORTFOLIOS - AB BALANCED WEALTH STRATEGY	0	104.826	104.826
**D	THE AB PORTFOLIOS - AB CONSERVATIVE WEALTH STRATEGY	0	14.574	14.574
**D	THE AB PORTFOLIOS-AB TAX-MANAGED WEALTH APPRECIATION STRATEGY	0	141.020	141.020
**D	PWM VERMOEGENSMANDAT - DWS	0	251.500	251.500
**D	INVESTEQ GLOBAL STRATEGY FUND	0	10.858.483	10.858.483
**D	GLOBAL ADVANTAGE FUNDS - MAJOR MARKETS TEILFONDS	0	132.422	132.422
**D	STATE STREET GLOBAL ADVISORS LUXEMBOURG SICAV	0	5.267.766	5.267.766
**D	AXA WORLD FUNDS II	0	12.000	12.000
**D	AXA WORLD FUNDS	0	3.338.981	3.338.981
**D	BLACKROCK STRATEGIC FUNDS	0	521.370	521.370
**D	BLACKROCK GLOBAL INDEX FUNDS	0	655.587	655.587
**D	DB X-TRACKERS	0	26.602.244	26.602.244
**D	DEUTSCHE INVEST II	0	832.107	832.107
**D	DEUTSCHE INVEST I	0	2.385.032	2.385.032
**D	GOLDMAN SACHS FUNDS	0	5.714.158	5.714.158
**D	GOLDMAN SACHS FUNDS II	0	208.253	208.253
**D	GOLDMAN SACHS FUNDS II	0	73.786	73.786
**D	NEXTAM PARTNERS	0	45.048	45.048
**D	MFS MERIDIAN FUNDS	0	7.060.044	7.060.044
**D	KLEGER FUND I	0	24.729	24.729
**D	DB PRIVATMANDAT	0	377.228	377.228
**D	DEUTSCHE ASSET MNGM S.A. FOR VERM FLEXIBEL (80./ . TEILGESCH)	0	313.811	313.811
**D	DEUTSCHE ASSET MNGM S.A. FOR DWS VERMOEGENSMANDAT-DEFENSIV	0	149.015	149.015
**D	DEUTSCHE ASSET MNGM S.A. FOR DWS VERMOEGENSMANDAT-BALANCE	0	635.353	635.353
**D	DEUTSCHE ASSET MANAGEMENT S.A. FOR DEUTSCHE ESG EUROPEAN EQ	0	701.200	701.200
**D	DEUTSCHE ASSET MNGM S.A. FOR DWS ETOILE	0	25.286	25.286
**D	JULIUS BAER MULTISTOCK	0	2.193.898	2.193.898
**D	MULTILABEL SICAV	0	2.679.000	2.679.000
**D	SGKB (LUX) FUND	0	7.493	7.493
**D	MULTIFLEX SICAV	0	548.467	548.467
**D	GAM STAR (LUX)	0	1.169.994	1.169.994
**D	UBS ETF-OBS-ETF DJ EURO STOXX 50	0	2.281.511	2.281.511
**D	UBS ETF	0	5.791.734	5.791.734

Azionisti: 2473 Teste: 7  
 Azionisti in proprio: 0 Azionisti in delega: 2473

824

LISTA ESITO DELLE VOTAZIONE

Oggetto: Piano 2017 di incentivazione di lungo termine

FAVOREVOLI

Badge	Ragione Sociale	Proprio	Delega	Totale
**D	UBS ETF	0	256.798	256.798
**D	UBS ETF	0	348.753	348.753
**D	UBS ETF	0	311.276	311.276
**D	UBS ETF	0	861.814	861.814
**D	UBS ETF	0	1.900.931	1.900.931
**D	UBS ETF	0	182.463	182.463
**D	UBS ETF	0	541.241	541.241
**D	DEUTSCHE ASSET MNGM INV GMBH FOR VERMORGENSEMNGM RENDITE OP	0	47.301	47.301
**D	DEUTSCHE ASSET MNGM INV GMBH FOR ALBATROS FONDS OP	0	1.048.261	1.048.261
**D	DEUTSCHE AM INVESTMENT GMBH FOR DEUTSCHE AM LOWVOL EUROPE	0	75.000	75.000
**D	DEUTSCHE ASSET MNGM INV GMBH FOR E. ON AKTIENFONDS DWS	0	230.303	230.303
**D	DEUTSCHE ASSET MNGM INV GMBH FOR DWS VORSORGE AS (DYNAMIK)	0	95.646	95.646
**D	DEUTSCHE ASSET MNGM INV GMBH FOR DWS VORSORGE AS (FLEX)	0	3.007.330	3.007.330
**D	DEUTSCHE ASSET MNGM INV GMBH FOR DWS TOP EUROPE	0	103.064	103.064
**D	DEUTSCHE ASSET MNGM INV GMBH FOR OPPENHEIM DYNAMIC EUROPE BAL	0	126.949	126.949
**D	DEUTSCHE ASSET MNGM INV GMBH FOR OP STRATEGIEPORTFOLIO IV	0	319.345	319.345
**D	DEUTSCHE ASSET MNGM INV GMBH FOR SOP EUROLANDWERTE	0	53.449	53.449
**D	DEUTSCHE ASSET MNGM INV GMBH FOR MULTI-INDEX EQUITY FUND	0	162.755	162.755
**D	DEUTSCHE ASS MGMT INVEST. MIT TEILGESE. FOR FIX INC AND ALT	0	1.933.700	1.933.700
**D	MONETARY AUTHORITY OF SINGAPORE	0	867.923	867.923
**D	ISHARES MSCI ACWI ETF	0	776.221	776.221
**D	ISHARES MSCI ACWI EX US ETF	0	2.424.320	2.424.320
**D	ISHARES EUROPE ETF	0	39.213.412	39.213.412
**D	ISHARES MSCI EAFE ETF	0	5.505.686	5.505.686
**D	ISHARES MSCI EAFE VALUE ETF	0	957.716	957.716
**D	ISHARES GLOBAL UTILITIES ETF	0	17.415.730	17.415.730
**D	ISHARES GLOBAL UTILITIES ETF	0	13.594.510	13.594.510
**D	ISHARES MSCI EUROZONE ETF	0	41.662	41.662
**D	ISHARES MSCI ITALY CAPPED ETF	0	6.100.527	6.100.527
**D	ISHARES MSCI KOKUSAI ETF	0	3.443.481	3.443.481
**D	ISHARES GLOBAL INFRASTRUCTURE ETF	0	114.469	114.469
**D	ISHARES INTERNATIONAL SELECT DIVIDEND ETF	0	52.431.612	52.431.612
**D	BLACKROCK MSCI WORLD INDEX FUND OF BLACKROCK FUNDS	0	11.608.046	11.608.046
**D	BLACKROCK INST TRUST CO NA INV FUNDSFOR EMPLOYEE BENEFIT TR	0	1.753.340	1.753.340
**D	ISHARES CORE MSCI EAFE ETF	0	11.248	11.248
**D	ISHARES CORE MSCI TOTAL INTERNATIONAL STOCK ETF	0	84.746	84.746
**D	ISHARES MSCI INTERNATIONAL DEVELOPED ETF	0	338.281	338.281
**D	ISHARES MSCI WORLD ETF	0	123.863	123.863
**D	ISHARES CORE MSCI EAFE IMI INDEX ETF	0	1.460.820	1.460.820
**D	ISHARES MSCI EUROPE IMI INDEX ETF	0	109.580	109.580
**D	ISHARES CORE MSCI EUROPE ETF	0	106.752	106.752
**D	ISHARES MSCI EAFE ESG OPTIMIZED ETF	0	1.902	1.902
**D	ISHARES EDGE MSCI INTL VALUE FACTOR ETF	0	186.245	186.245
**D	ISHARES EDGE MSCI INTL VALUE FACTOR ETF	0		
**D	ISHARES EDGE MSCI INTL SIZE FACTOR ETF	0		
**D	ISHARES INTERNATIONAL FUNDAMENTAL INDEX ETF	0		

Azionisti: 2473 Teste: 7  
 Azionisti in proprio: 0 Azionisti in delega: 2473

825

LISTA ESITO DELLE VOTAZIONE

Oggetto: Piano 2017 di incentivazione di lungo termine

FAVOREVOLI

Badge	Ragione Sociale	Proprio	Delega	Totale
**D	ISHARES GLOBAL MONTHLY DIVIDEND INDEX ETF (CAD-HEDGED)	0	48.231	48.231
**D	CONNECTICUT GENERAL LIFE INSURANCE COMPANY	0	32.594	32.594
**D	THRIFT SAVINGS PLAN	0	21.678.614	21.678.614
**D	BLACKROCK CDN MSCI EAFE EQUITY INDEX FUND	0	2.447.261	2.447.261
**D	CDN ACWI ALPHA TILTS FUND	0	100.529	100.529
**D	BLACKROCK CDN WORLD INDEX FUND	0	257.346	257.346
**D	BLACKROCK CDN MSCI EAFE INDEX PLUS FUND	0	57.333	57.333
**D	BLACKROCK INDEX FUNDS INC.-BLACKROCK INTERNATIONAL INDEX FUND	0	3.575.255	3.575.255
**D	BLACKROCK UTILITY AND INFRASTRUCTURE TRUST	0	2.947.617	2.947.617
**D	ACWI EX-US INDEX MASTER PORTFOLIO OF MASTER INVESTMENT PTF	0	425.427	425.427
**D	INTERNATIONAL TILTS MASTER PORTFOLIO OF MASTER INVESTMENT PTF	0	6.180	6.180
**D	RUSSELL DEVELOPED EX-U.S. LARGE CAP INDEX FUND B	0	60.398	60.398
**D	MSCI EQUITY INDEX FUND B-ITALY	0	12.928	12.928
**D	WORLD ALPHA TILTS NON-LENDABLE FUND B	0	11.917	11.917
**D	BGI MSCI EUROPE EQUITY INDEX FUND B	0	2.267.806	2.267.806
**D	BGI MSCI EAFE EQUITY INDEX NON-LENDABLE FUND B	0	2.278.030	2.278.030
**D	BGI MSCI EMU IMI INDEX FUND B	0	7.364	7.364
**D	BLACKROCK MSCI EUROPE EQUITY ESG SCREENED INDEX FUND B	0	7.735	7.735
**D	EUROPEX-CONTROVERSIAL WEAPONS EQUITY INDEX FUND B	0	826.215	826.215
**D	INTERNATIONAL ALPHA TILTS FUND B	0	403.561	403.561
**D	GLOBAL EX US ALPHA TILTS FUND B	0	8.562	8.562
**D	MASTER TRUST FOR CERTAIN TAX-QUAL BECHTEL RETIREMENT PLANS	0	289.312	289.312
**D	RUSSELL INVESTMENT COMPANY II PLC	0	2.922.775	2.922.775
**D	GLOBAL INTREPID - CANADA FUND	0	618.537	618.537
**D	INTREPID INTERNATIONAL - CANADA FUND	0	64.779	64.779
**D	MFS VARIABLE INSURANCE TRUST II - MFS GLOBAL RESEARCH PTF	0	123.309	123.309
**D	MFS RESEARCH INTERNATIONAL FUND	0	13.901.115	13.901.115
**D	MFS VARIABLE INSURANCE TRUST II - MFS RESEARCH INT PORTFOLIO	0	862.769	862.769
**D	IEM 401K PLUS PLAN	0	1.311.676	1.311.676
**D	DEPARTMENT OF STATE LANDS	0	408.924	408.924
**D	ALLIANCEBERNSTEIN COLLECTIVE INVESTMENT TRUST SERIES	0	98.804	98.804
**D	STATE OF ALASKA RETIREMENT AND BENEFITS PLANS	0	207.696	207.696
**D	DIGNITY HEALTH	0	397.420	397.420
**D	DIGNITY HEALTH RETIREMENT PLAN TRUST	0	437.107	437.107
**D	COLLEGE RETIREMENT EQUITIES FUND	0	9.535.529	9.535.529
**D	COLLEGE RETIREMENT EQUITIES FUND	0	1.045.215	1.045.215
**D	TITA-CREF INTERNATIONAL EQUITY INDEX FUND	0	5.373.351	5.373.351
**D	MET INVESTOR SERIES TRUST-MFS RESEARCH INTERNATIONAL PTF	0	4.000.992	4.000.992
**D	CONAGRA FOODS MASTER PENSION TRUST	0	480.142	480.142
**D	PACE INTERNATIONAL EQUITY INVESTMENTS	0	1.929.324	1.929.324
**D	MERCY HEALTH	0	186.269	186.269
**D	BOSTON RETIREMENT SYSTEM	0	476.034	476.034
**D	VALIC COMPANY I - INTERNATIONAL EQUITIES FUND	0	549.725	549.725

826

LISTA ESITO DELLE VOTAZIONE  
 Oggetto: Piano 2017 di incentivazione di lungo termine

FAVOREVOLI

Badge	Ragione Sociale	Proprio	Delega	Totale
**D	FONDATION LUCIE ET ANDRE CHAGNON	0	194.400	194.400
**D	METROPOLITAN SERIES FUND- MSCI EAFE INDEX PORTFOLIO	0	626.740	626.740
**D	STATE OF MINNESOTA	0	4.826.904	4.826.904
**D	ALAMEDA COUNTY EMPLOYEES` RETIREMENT ASSOCIATION	0	2.658.415	2.658.415
**D	MERCER NON-US CORE EQUITY FUND	0	975.027	975.027
**D	MERCER NON-US CORE EQUITY FUND	0	932.800	932.800
**D	JOHN HANCOCK INSURANCE COMPANY OF VERMONT	0	34.897	34.897
**D	MASSMUTUAL SELECT DIVERSIFIED INTERNATIONAL FUND	0	59.588	59.588
**D	SPDR MSCI ACWI EX-US ETF	0	473.830	473.830
**D	SPDR S&P GLOBAL INFRASTRUCTURE ETF	0	513.607	513.607
**D	SPDR S&P WORLD (EX-US) ETF	0	347.817	347.817
**D	SPDR S+P INTERNATIONAL UTILITIES SECTOR ETF	0	343.200	343.200
**D	CONSOLIDATED EDISON RETIREMENT PLAN	0	3.038.007	3.038.007
**D	MORGAN STANLEY INSTITUTIONAL FD TR - GLOBAL STRATEGIST PTF	0	59.837	59.837
**D	THE UNIVERSAL INST F INC - GLOBAL STRATEGIST PORTFOLIO	0	4.573	4.573
**D	ONTARIO TEACHERS PENSION PLAN BOARD	0	837.172	837.172
**D	UNIVERSAL INVESTMENT FUNDS	0	202.800	202.800
**D	SACRAMENTO COUNTY EMPLOYEES RETIREMENT SYSTEM	0	985.900	985.900
**D	PACIFIC SELECT FUND INTERNATIONAL VALUE PORTFOLIO	0	1.262.609	1.262.609
**D	WELLINGTON MGMT PTF KY-DIVERSIFIED INFLATION HEDGES PTF-Q INV	0	145.198	145.198
**D	MAYOR HEALTH RETIREMENT TRUST	0	40.899	40.899
**D	MAJOR LEAGUE BASEBALL PLAYERS PENSION PLAN	0	328.500	328.500
**D	SPDR DJ EURO STOXX 50 ETF	0	8.988.586	8.988.586
**D	COMMON TRUST ITALY FUND	0	7.425.050	7.425.050
**D	WORLD INDEX OLUS SECURITIES LENDING COMMON TRUST FUND	0	73.464	73.464
**D	GE INVESTMENTS FUNDS, INC. - TOTAL RETURN FUND	0	251.900	251.900
**D	ISHARES II PUBLIC LIMITED COMPANY	0	33.950.055	33.950.055
**D	ISHARES V PUBLIC LIMITED COMPANY	0	4.834.778	4.834.778
**D	ISHARES III PUBLIC LIMITED COMPANY	0	458.954	458.954
**D	ISHARES VI PUBLIC LIMITED COMPANY	0	2.553.942	2.553.942
**D	ISHARES IV PUBLIC LIMITED COMPANY	0	345.383	345.383
**D	ISHARES VII PLC	0	2.468.214	2.468.214
**D	ABN AMRO MULTI-MANAGER FUNDS	0	14.556.077	14.556.077
**D	BLACKROCK AM DE AG FOR ISHARES EURO STOXX 50 UCITS ETF (DE)	0	9.988.343	9.988.343
**D	BLACKROCK AM DE FOR ISHARES EURO STOXX UCITS ETF (DE)	0	28.298.667	28.298.667
**D	BLACKROCK AM DE FOR ISHARES STOXX EUROPE 600 UCITS ETF (DE)	0	3.019.934	3.019.934
**D	ISHARES I INV MTT TGV F ISHS ST EUROPE 600 UTILITIES UCITS ETF	0	37.297	37.297
**D	BLACKROCK AM SCHWEIZ AG OBO BIFS WORLD EQ INDEX FUND	0	6.615.063	6.615.063
**D	AQR FUNDS- AQR STYLE PREMIA ALTERNATIVE FUND	0	1.035.122	1.035.122
**D	MAINSTAY 130/30 INTERNATIONAL FUND	0	1.183.665	1.183.665
**D	AQR FUNDS - AQR EQUITY MARKET NEUTRAL FUND	0		

828



## LISTA ESITO DELLE VOTAZIONE

Oggetto: Piano 2017 di incentivazione di lungo termine

## FAVOREVOLI

Badge	Regione Sociale	Proprio	Delega	Totale
**D	AQR FUNDS- AQR STYLE PREMIA ALTERNATIVE LV FUND	0	329.683	329.683
**D	AQR FUNDS - AQR LONG SHORT EQUITY FUND	0	3.514.155	3.514.155
**D	AQR R.C. EQUITY AUSTRALIA FUND	0	9.329	9.329
**D	ARAB BANK FOR ECONOMIC DEVELOPMENT IN AFRICA	0	499.210	499.210
**D	MANAGED PENSION FUNDS LIMITED	0	6.636.154	6.636.154
**D	ABBAY LIFE ASSURANCE COMPANY LIMITED	0	1.351.910	1.351.910
**D	STATE STREET TRUSTEES LTD ATF ABERDEEN CAPITAL TRUST	0	297.225	297.225
**D	SCOTTISH WIDOWS INV SOLUTIONS F ICVC- EUROPEAN (EX UK) EQ FD	0	2.577.166	2.577.166
**D	SCOTTISH WIDOWS INV SOLUTIONS F ICVC- EUROPEAN (EX UK) EQ FD	0	174.349	174.349
**D	LONDON BOROUGH OF TOWER HAMLETS PENSION FUND	0	19.081	19.081
**D	INVESTEC FUND MANAGERS SA LIMITED	0	220.237	220.237
**D	THE TRUSTEES OF CONOCOPHILLIPS PENSION PLAN	0	793.844	793.844
**D	BRUNEI INVESTMENT AGENCY	0	224.400	224.400
**D	FAMILY INVESTMENTS CHILD TRUST FUND	0	198.962	198.962
**D	FAMILY INVESTMENTS GLOBAL ICVC FAMILY BALANCED INT FUND	0	266.950	266.950
**D	NOTTINGHAMSHIRE COUNTY COUNCIL PENSION FUND	0	5.535.951	5.535.951
**D	HSBC AS TRUSTEE FOR SSGA EUROPE EX UK EQUITY TRACKER FUND	0	9.273.436	9.273.436
**D	BNY MELLON TR+DEP ATF ST. JAMES'S PLACE GLOBAL EQ UNIT TR	0	119.113	119.113
**D	FP RUSSELL ICVC - INTERNATIONAL GROWTH ASSETS FUND	0	572.200	572.200
**D	THE TRUSTEES OF STAGECOACH GROUP PENSION SCHEME	0	46.313	46.313
**D	THE TRUSTEES OF JOHNSON & JOHNSON UK GROUP RETIREMENT PLAN	0	258.701	258.701
**D	TRANSNET RETIREMENT FUND	0	64.400	64.400
**D	TRANSPORT PENSION FUND	0	24.599	24.599
**D	OLD MUTUAL INVESTMENT GROUP (PTY) LTD	0	363.735	363.735
**D	OLD MUTUAL LIFE ASSURANCE COMPANY (SOUTH AFRICA) LIMITED	0	226.931	226.931
**D	FRIENDS LIFE LIMITED	0	567.213	567.213
**D	F+C INSTITUTIONAL INVESTMENT FUNDS ICVC- INST GLB EQ F	0	985.746	985.746
**D	STICHTING F AND C MULTI MANAGER EUROPEAN EQUITY ACTIVE	0	370.305	370.305
**D	STICHTING TRUST F AND C UNHEDGE	0	7.654	7.654
**D	FIRST STATE INVESTMENTS ICVC-FIRST STATE DIVERSIFIED GROWTH F	0	14.405	14.405
**D	THE TRUSTEES OF GOLDMAN SACHS UK RETIREMENT PLAN	0	85.800	85.800
**D	THE TRUSTEES OF THE KELLOGG BROWN AND ROOT (UK) LTD PENSION PL	0	953.390	953.390
**D	STICHTING PHILLIPS PENSIONFONDS	0	530.429	530.429
**D	GOVERNMENT INSTITUTIONS PENSION FUND	0	53.870	53.870
**D	THE TRUSTEES OF SAL PENSION SCHEME	0	912.658	912.658
**D	VANGUARD INV FDS ICVC-VANG FTSE DEV WOR LD EX - UK EQ IND ED	0	1.979.382	1.979.382
**D	VANGUARD INV F ICVC-VANG FTSE DEV EUROPE EX-UK EQ INDEX F	0	7.248	7.248
**D	VANGUARD INV FUNDS ICVC-VANGUARD FTSE GLOB ALL CAP IND FUND	0	1.373.509	1.373.509
**D	SCOTTISH WIDOWS INV SOL F ICVC- FUNDAMENTAL INDEX GLB EQ F	0	292.426	292.426
**D	STATE STREET GLOBAL INDEX PLUS TRUST	0	537.228	537.228
**D	RUSSELL INTERNATIONAL SHARES FUND	0	2.039.699	2.039.699
**D	RUSSELL GLOBAL OPPORTUNITIES FUND	0	353.189	353.189
**D	STATE STREET INTERNATIONAL EQUITIES INDEX TRUST	0	26.483	26.483
**D	SPBR S+P WORLD EX AUSTRALIA FUND	0		

Azionisti:  
Azionisti in proprio:

2473

0

Teste:  
Azionisti in delega:

7

2473

LISTA ESITO DELLE VOTAZIONE.  
 Oggetto: Piano 2017 di incentivazione di lungo termine

FAVOREVOLI

Badge	Ragione Sociale	Proprio	Delega	Totale
**D	AQR GLOBAL ENHANCED EQUITY FUND	0	405.174	405.174
**D	CHRISTIAN SUPER	0	59.659	59.659
**D	EATON VANCE (AUSTRALIA) HEXAVEST ALL-COUNTRY GL EQUITY FUND	0	87.455	87.455
**D	FIRST STATE SUPERANNUATION SCHEME	0	1.140.198	1.140.198
**D	FIRST STATE SUPERANNUATION SCHEME	0	1.980.214	1.980.214
**D	RUSSELL TAX EFFECTIVE GLOBAL SHARES FUND	0	558.238	558.238
**D	MERCY SUPER	0	49.900	49.900
**D	PINEBRIDGE GLOBAL DYNAMIC ASSET ALLOCATION FUND	0	341.513	341.513
**D	STATE STREET GLOBAL EQUITY FUND	0	267.238	267.238
**D	STATE STREET INT EQTS INDEX TRUST EX TOBACCO EX CONTR WEAPONS	0	49.578	49.578
**D	WESTPAC INTERNATIONAL SHARE INDEX TRUST	0	327.739	327.739
**D	GMO GLOBAL EQUITY TRUST	0	12.902	12.902
**D	STATE PUBLIC SECTOR SUPERANNUATION SCHEME	0	68.798	68.798
**D	STATE PUBLIC SECTOR SUPERANNUATION SCHEME	0	619.253	619.253
**D	STATE PUBLIC SECTOR SUPERANNUATION SCHEME	0	34.514	34.514
**D	STATE PUBLIC SECTOR SUPERANNUATION SCHEME	0	232.534	232.534
**D	STATE PUBLIC SECTOR SUPERANNUATION SCHEME	0	302.584	302.584
**D	PANAGORA DYNAMIC GLOBAL EQUITY FUND	0	6.363	6.363
**D	UBS IQ MSCI WORLD EX AUSTRALIA ETHICAL ETF	0	5.152	5.152
**D	UBS IQ MSCI EUROPE ETHICAL ETF	0	100.843	100.843
**D	VFMC INTERNATIONAL EQUITY TRUST 1	0	184.189	184.189
**D	VFMC INTERNATIONAL EQUITY TRUST 2	0	29.143	29.143
**D	WORKERS COMPENSATION DUST DISEASES AUTHORITY	0	89.623	89.623
**D	CANADA PENSION PLAN INVESTMENT BOARD	0	10	10
**D	CANADA PENSION PLAN INVESTMENT BOARD	0	3.268.071	3.268.071
**D	THE TRUSTEES OF BP PENSION FUND	0	7.320	7.320
**D	INTERNATIONAL LP I	0	0	0
**D	CPPIB MAP CAYMAN SPC ACTING ON BEHALF OF AND FOR THE AMOUNT OF SEGREGATED PORTFOLIO DMAPLES CORPORATE SERVICES LTD	0	75.492	75.492
**D	75.492			
**D	LANSDOWNE DEVELOPED MARKETS MASTER FUND LIMITED	0	60.610	60.610
**D	THE AVI CHAI FOUNDATION	0	8.500	8.500
**D	AECOM DC RETIREMENT PLANS SMA MASTER TRUST	0	59.617	59.617
**D	ANNE RAY FOUNDATION	0	193.803	193.803
**D	BAE SYSTEMS PENSION FUNDS COMMON INVESTMENT FUND	0	1.478.737	1.478.737
**D	CONTINENTAL AIRLINES, INC. PENSION MASTER TRUST	0	170.822	170.822
**D	COMBUSTION ENGINEERING 524(G) ASBESTOS PI TRUST	0	23.232	23.232
**D	THE NORTHERN TRUST COMPANY SUB-ADVISED COLLECTIVE FUNDS TRUST	0	4.719.683	4.719.683
**D	NORTHERN FUNDS INTERNATIONAL GROWTH EQUITY FUND	0	125.890	125.890
**D	ACORN 1998 TRUST	0	7.401	7.401
**D	FRANCISCAN ALLIANCE, INC.	0	436.398	436.398
**D	FORD MOTOR COMPANY DEFINED BENEFIT MASTER TRUST	0	323.548	323.548
**D	JTW TRUST NO. 3 UAD 9/19/02	0	40.707	40.707
**D	JTW TRUST NO. 1 UAD 9/19/02	0	23.997	23.997
**D	JTW TRUST NO. 4 UAD 9/19/02	0	52.574	52.574

Azionisti: 2473 Teste: 7  
 Azionisti in proprio: 0 Azionisti in delega: 2473

829

## LISTA ESITO DELLE VOTAZIONE

Oggetto: Piano 2017 di incentivazione di lungo termine

## FAVOREVOLI

Badge	Ragione Sociale	Proprio	Delega	Totale
**D	JTW TRUST NO. 2 UAD 9/19/02	0	28.836	28.836
**D	JOHCM INTERNATIONAL OPPORTUNITIES FUND	0	17.759	17.759
**D	MARGARET A. CARGILL FOUNDATION	0	145.685	145.685
**D	MICHIGAN CATHOLIC CONFERENCE MASTER PENSION TRUST	0	32.492	32.492
**D	ASCENSION HEALTHCARE MASTER PENSION TRUST	0	1.099.088	1.099.088
**D	NGEE ANN POLYTECHNIC	0	2.348	2.348
**D	NTCC COLLECTIVE FUNDS FOR EMPLOYEE BENEFIT TRUSTS	0	554.977	554.977
**D	SAMFORD UNIVERSITY PENSION PLAN TRUST	0	6.100	6.100
**D	HRW TESTAMENTARY TRUST NO 3	0	19.837	19.837
**D	HRW TESTAMENTARY TRUST NO 1	0	74.837	74.837
**D	HRW TRUST NO 2 UAD 01/17/03	0	46.269	46.269
**D	HRW TESTAMENTARY TRUST NO. 10	0	57.366	57.366
**D	HRW TRUST NO 1 UAD 01/17/03	0	42.407	42.407
**D	WRIGLEY RETIREMENT PLAN	0	65.488	65.488
**D	WHEELS COMMON INVESTMENT FUND	0	208.097	208.097
**D	WHEELS COMMON INVESTMENT FUND	0	199.744	199.744
**D	HRW TESTAMENTARY TRUST NO. 11	0	53.127	53.127
**D	HRW TESTAMENTARY TRUST NO 6	0	38.729	38.729
**D	HRW TESTAMENTARY TRUST NO 4	0	32.492	32.492
**D	HRW TESTAMENTARY TRUST NO. 9	0	46.017	46.017
**D	HRW TESTAMENTARY TRUST NO. 8	0	46.256	46.256
**D	HRW TESTAMENTARY TRUST NO 2	0	32.139	32.139
**D	HRW TESTAMENTARY TRUST NO. 7	0	54.593	54.593
**D	HRW TRUST NO 4 UAD 01/17/03	0	33.778	33.778
**D	HRW TESTAMENTARY TRUST NO 5	0	32.649	32.649
**D	HRW TESTAMENTARY TRUST NO. 12	0	65.493	65.493
**D	HRW TRUST NO 3 UAD 01/17/03	0	39.490	39.490
**D	TOWERS WATSON PENSION SCHEME	0	40.000	40.000
**D	GUIDESTONE FUNDS INTERNATIONAL EQUITY FUND	0	1.577.192	1.577.192
**D	GUIDESTONE FUNDS INTERNATIONAL EQUITY FUND	0	952.400	952.400
**D	BANK OF BOTSWANA	0	160.157	160.157
**D	BANK OF BOTSWANA	0	62.320	62.320
**D	CHEVRON MASTER PENSION TRUST	0	151.255	151.255
**D	CHEVRON MASTER PENSION TRUST	0	397.700	397.700
**D	CHEVRON MASTER PENSION TRUST	0	317.029	317.029
**D	CHEVRON UK PENSION PLAN	0	56.558	56.558
**D	CHEVRON UK PENSION PLAN	0	96.724	96.724
**D	CHEVRON UK PENSION PLAN	0	199.400	199.400
**D	CHEVRON UK PENSION PLAN	0	52.037	52.037
**D	DONNELLEY FINANCIAL PENSION TRUST	0	21.246	21.246
**D	A.I.DUPONT TESTAMENTARY TRUST	0	183.706	183.706
**D	GENERAL PENSION AND SOCIAL SECURITY AUTHORITY	0	228.572	228.572
**D	HSEC - NORTH AMERICA (U.S.) PENSION TRUST	0	652.750	652.750

Azionisti: 2473 Teste: 7  
 Azionisti in proprio: 0 Azionisti in delega: 2473

LISTA ESITO DELLE VOTAZIONE  
 Oggetto: Piano 2017 di incentivazione di lungo termine

FAVOREVOLI

Badge	Regione Sociale	Proprio	Delega	Totale
**D	INVESTMENT MASTER TRUST OF EXELIS INC.	0	228.738	228.738
**D	LSV INTERNATIONAL VALUE EQUITY TRUST	0	2.650.700	2.650.700
**D	MARSH AND MCLENNAN MASTER RETIREMENT TRUST	0	351.900	351.900
**D	MARSH AND MCLENNAN MASTER RETIREMENT TRUST	0	416.003	416.003
**D	NISSAN NORTH AMERICA, INC. EMPLOYEE RETIREMENT PL MSTR TRUST	0	85.140	85.140
**D	PZENA VALUE GROUP TRUST	0	184.925	184.925
**D	PZENA VALUE GROUP TRUST	0	618.375	618.375
**D	SCHLUMBERGER LIMITED MASTER PENSION TRUST	0	137.471	137.471
**D	STANISLAUS COUNTY EMPLOYEES' RETIREMENT ASSOCIATION	0	403.200	403.200
**D	STATES OF GUERNSEY SUPERANNUATION FUND	0	41.133	41.133
**D	SPRINT MASTER TRUST	0	131.800	131.800
**D	MS TR AGREE UN VAR EMPL BEN PL UNIL US INC & ITS SUB & AFF	0	64.502	64.502
**D	WILSHIRE INTERNATIONAL EQUITY FUND	0	8.923	8.923
**D	BEAT DRUGS FUND ASSOCIATION	0	12.198	12.198
**D	HOSPITAL AUTHORITY PROVIDENT FUND SCHEME	0	1.196.526	1.196.526
**D	HONG KONG SAR GOVERNMENT EXCHANGE FUND	0	7.510.187	7.510.187
**D	ASCENSION ALPHA FUND, LLC	0	1.914.175	1.914.175
**D	BUNTING INTERNATIONAL DEVELOPED EQUITY TE LLC	0	14.884	14.884
**D	CARROLL AVENUE PARTNERS LLC	0	5.208	5.208
**D	CARNELIAN INVESTMENT MANAGEMENT LLC	0	187.992	187.992
**D	CHESS INTERNATIONAL PROPERTIES, LTD.	0	8.331	8.331
**D	STATES OF JERSEY COMMON INVESTMENT FUND	0	50.623	50.623
**D	DOUBLE DIGIT CAGR LLC	0	112.287	112.287
**D	DELFINCO, LP	0	47.720	47.720
**D	DYNASTY INVEST, LTD	0	13.434	13.434
**D	DFT LP EQUITY (PASSIVE)	0	11.494	11.494
**D	SHY, LLC	0	41.283	41.283
**D	EVA VALLEY MA1 LLC	0	78.377	78.377
**D	PYRAMIS GLOBAL EX U.S. INDEX FUND LP	0	827.012	827.012
**D	FUNDO DE PENSÕES	0	77.155	77.155
**D	FUNDO DE PENSÕES	0	258.556	258.556
**D	F'S OVERLAY C - PARAMETRIC	0	11.391	11.391
**D	FOURTH AVENUE INVESTMENT COMPANY.	0	44.768	44.768
**D	FIDDLER PARTNERS LLC	0	6.907	6.907
**D	THE BUNTING FAM INT DEVELOPED EQUITY LIMITED LIABILITY CO	0	7.322	7.322
**D	GQG PARTNERS INTERNATIONAL EQUITY FUND-GQG PARTNERS SERIES LLC	0	801.420	801.420
**D	HASLAM FAMILY INVESTMENT PARTNERSHIP	0	2.276	2.276
**D	INTERVENTURE EQUITY INVESTMENTS LIMITED	0	118.551	118.551
**D	INTERVENTURE EQUITY INVESTMENTS LIMITED	0	323.000	323.000
**D	INTERNATIONAL EQUITY FUND	0	107.178	107.178
**D	THE JBUT MASTER INVESTMENT PARTNERSHIP LLP	0	12.340	12.340
**D	NTGI-OM COMMON DAILY EAFE INDEX FUND - NON LENDING	0	799.367	799.367
**D	LAKE AVENUE INVESTMENTS, LLC	0	156.281	156.281

831

Azionisti: 2473 Teste: 7  
 Azionisti in proprio: 0 Azionisti in delega: 2473

LISTA ESITO DELLE VOTAZIONE

Oggetto: Piano 2017 di incentivazione di lungo termine

FAVOREVOLI

Badge	Ragione Sociale	Proprio	Delega	Totale
**D	LEGAL & GENERAL MSCI EAFE FUND, LLC	0	321.491	321.491
**D	LEHMAN-STAMM FAMILY PARTNERS LLC	0	3.944	3.944
**D	LITW GROUP HOLDINGS, LLC	0	99.478	99.478
**D	LITW INVESTMENTS LLC	0	93.954	93.954
**D	LUNA LLC	0	3.297	3.297
**D	LOY PARTNERSHIP, LLC	0	47.438	47.438
**D	MF INTERNATIONAL FUND LLC	0	15.300	15.300
**D	MONDRIAN INTERNATIONAL EQUITY ESG FUND L.P.	0	453.232	453.232
**D	MOUSSERENA, LP	0	888.424	888.424
**D	S2A HOLDINGS, LLC	0	127.172	127.172
**D	OHANA HOLDINGS LLC	0	241.300	241.300
**D	OMEGA FFIP LIMITED PARTNERSHIP	0	33.136	33.136
**D	CINDY SPRINGS, LLC	0	182.933	182.933
**D	NTGI-QM COMMON DAILY ALL COUNWD EX-US INV MKT INDEX F NONLEND	0	200.699	200.699
**D	RDM LIQUID LLC	0	146.024	146.024
**D	RED LIFE REINSURANCE SERVICES LIMITED AGREEMENT	0	865.000	865.000
**D	RAMI PARTNERS, LLC	0	132.736	132.736
**D	SENTINEL INTERNATIONAL FUND	0	13.528	13.528
**D	SENTINEL INTERNATIONAL TRUST	0	93.919	93.919
**D	SIM GLOBAL BALANCED TRUST.	0	4.839	4.839
**D	SILVER GROWTH FUND, LP	0	11.626	11.626
**D	GLOBAL BOND FUND	0	168.321	168.321
**D	FCM INTERNATIONAL LLC	0	11.440	11.440
**D	LSAAV, LLC	0	30.800	30.800
**D	K INVESTMENTS SH LIMITED	0	1.149.920	1.149.920
**D	LEGAL & GENERAL MSCI EAFE SL FUND, LLC	0	270.152	270.152
**D	LSV INTERNATIONAL VALUE EQUITY LP	0	21.400	21.400
**D	LSV INTERNATIONAL (AC) VALUE EQUITY FUND, LP	0	1.611.600	1.611.600
**D	NTGI-QM COMMON DAILY EAFE INDEX FUND ~ LENDING	0	577.892	577.892
**D	PZENA VALUE TRUST	0	181.495	181.495
**D	VALUEQUEST PARTNERS LLC	0	28.229	28.229
**D	PZENA INTERNATIONAL VALUE SERVICE	0	19.684	19.684
**D	NTGI - QM COMM DAILY ALL COUNTRY WD EX-US EQ INDEX F - LEND	0	334.234	334.234
**D	NTCC COLLECTIVE FUNDS FOR GRANTOR TRUSTS	0	73.267	73.267
**D	SANFORD C. BERNSTEIN & CO DBT INTERNATIONAL VALUE SERIES	0	155.090	155.090
**D	THE BERNSTEIN INT VALUE (UNHEDED CAP-WEIGHTED) SER	0	93.190	93.190
**D	FOOD & AGRICULTURE ORGANISATION OF THE UNITED NATIONS.	0	255.301	255.301
**D	INTER AMERICAN DEVELOPMENT BANK STAFF RETIREMENT FUND	0	420.202	420.202
**D	SANARIL INTERNATIONAL INVESTMENTS COMPANY	0	237.900	237.900
**D	UNITED NATIONS JOINT STAFF PENSION FUND	0	9.974.337	9.974.337
**D	UNITED NATIONS, ON BEHALF OF UNITED NATIONS UNIVERSITY END F	0	52.300	52.300
**D	INTERNATIONAL MONETARY FUND STAFF RETIREMENT PLAN	0	56.500	56.500
**D	INTERNATIONAL MONETARY FUND STAFF RETIREMENT PLAN	0	39.738	39.738

832

LISTA ESITO DELLE VOTAZIONE

Oggetto: Piano 2017 di incentivazione di lungo termine

FAVOREVOLI

Badge	Ragione Sociale	Proprio	Delega	Totale
**D	UNIT NAT RELIEF AND WORKS AG FOR PALEST REF IN THE NEAR EAST	0	249.909	249.909
**D	MONDRIAN INTERNATIONAL EQUITY FUND L.P.	0	19.301.659	19.301.659
**D	MONDRIAN ALL COUNTRIES WORLD EX-US EQUITY FUND LP	0	5.405.610	5.405.610
**D	NATIONAL COUNCIL FOR SOCIAL SECURITY FUND, P.R.C	0	198.758	198.758
**D	MARITIME AND PORT AUTHORITY OF SINGAPORE	0	366.199	366.199
**D	URBAN REDEVELOPMENT AUTHORITY	0	54.289	54.289
**D	NATIONAL COUNCIL FOR SOCIAL SECURITY FUND, P.R.C	0	2.023.444	2.023.444
**D	FIDELITY SALEM STREET TRUST: FIDELITY FLEX INTERN INDEX FUND	0	565	565
**D	FIDELITY SALEM STREET TRUST FIDELITY SERIES GLOBAL EX U.S. INDEX FUND	0	1.654.588	1.654.588
**D	HAGFORS LIMITED	0	95.178	95.178
**D	MICROSOFT GLOBAL FINANCE	0	27.074	27.074
**D	BLUE SKY GROUP	0	2.652.126	2.652.126
**D	NEW ZEALAND SUPERANNUATION FUND	0	33.847	33.847
**D	COMMONWEALTH SUPERANN CORP ATF ARIA INVESTMENTS TR	0	2.144.164	2.144.164
**D	QIC INTERNATIONAL EQUITIES FUND	0	668.184	668.184
**D	QUEENSLAND INVESTMENT TRUST NO 2	0	57.359	57.359
**D	GOVERNMENT EMPLOYEES SUPERANNUATION BOARD	0	256.014	256.014
**D	GOVERNMENT EMPLOYEES SUPERANNUATION BOARD	0	636.259	636.259
**D	MERCER PASSIVE INTERNATIONAL SHARES FUND	0	139.525	139.525
**D	MERCER OSS TRUST	0	164.704	164.704
**D	CATERPILLAR INVESTMENT TRUST	0	1.162.034	1.162.034
**D	CATERPILLAR INC MASTER RETIREMENT TRUST	0	518.461	518.461
**D	CATERPILLAR INC. GROUP INSURANCE PLAN TRUST	0	1.766.944	1.766.944
**D	CHILDREN'S HEALTHCARE OF ATLANTA, INC.	0	123.685	123.685
**D	COVENANT HEALTH	0	591.178	591.178
**D	CSAA INSURANCE EXCHANGE	0	62.500	62.500
**D	CLEARWATER INTERNATIONAL FUND	0	342.414	342.414
**D	CULTURAL INSTITUTIONS PENSION PLAN TRUST	0	99.381	99.381
**D	DOMINION RESOURCES INC. MASTER TRUST	0	142.638	142.638
**D	EMERSON ELECTRIC CO. RETIREMENT MASTER TRUST	0	212.340	212.340
**D	FLORIDA COLLEGE SAVINGS PROGRAM	0	179.000	179.000
**D	HUBBELL INCORPORATED MASTER PENSION TRUST	0	80.745	80.745
**D	STATE OF IDAHO ENDOWMENT FUND INVESTMENT BOARD	0	11.312	11.312
**D	THE LEVERHULME TRUST	0	22.352	22.352
**D	MONDRIAN GROUP TRUST	0	233.893	233.893
**D	MSA PENSION PLAN	0	2.061.843	2.061.843
**D	MICHIGAN CATHOLIC CONFERENCE	0	108.220	108.220
**D	NORTHERN FUNDS - INTERNATIONAL EQUITY INDEX FUND	0	11.995	11.995
**D	UNION OF THE SIS OF THE BLESSED VIRGIN MARY-GEN	0	2.637.338	2.637.338
**D	OLIN PENSION PLANS MASTER RETIREMENT TRUST	0	162.592	162.592
**D	GREGON STATE UNIVERSITY FOUNDATION MASTER CUSTODY AGREEMENT	0	159.914	159.914
**D	PEPSICO, INC. MASTER TRUST	0	71.400	71.400
**D		0	83.920	83.920

Azionisti: 2473  
Azionisti in proprio: 0

Teste: 7  
Azionisti in delega: 2473

LISTA ESITO DELLE VOTAZIONE  
 Oggetto: Piano 2017 di incentivazione di lungo termine

FAVOREVOLI

Badge	Ragione Sociale	Proprio	Delega	Totale
**D	MASTER TR AGREE BETWEEN PFIZER INC AND THE NORTHERN TR CO	0	2.462.389	2.462.389
**D	MASTER TR AGREE BETWEEN PFIZER INC AND THE NORTHERN TR CO	0	255.134	255.134
**D	PRESBYTERIAN CHURCH (USA) FOUNDATION	0	17.319	17.319
**D	NORTHERN TRUST GLOBAL INVESTMENTS COLLECTIVE FUNDS TRUST	0	15.474.160	15.474.160
**D	ST. JOSEPH HEALTH SYSTEM	0	25.695	25.695
**D	VOL EMPL BEN ASS OF THE NON-REPR EMPL OF SOUT CAL EDISON CO	0	24.960	24.960
**D	1999 VOL EMPL BEN ASS NON-REPR EMPL OF SOUT CAL EDISON CO	0	17.028	17.028
**D	SAMFORD UNIVERSITY	0	5.532	5.532
**D	THE TRUSTEES OF THE HENRY SMITH CHARITY	0	254.591	254.591
**D	TRINITY COLLEGE CAMBRIDGE	0	56.565	56.565
**D	TYCO ELECTRONICS DEFINED BENEFIT PLANS MASTER TRUST	0	127.100	127.100
**D	GARRISON PROPERTY AND CASUALTY INSURANCE COMPANY	0	294.700	294.700
**D	HONEYWELL INTERNATIONAL INC MASTER RETIREMENT TRUST	0	1.402.045	1.402.045
**D	USAA MASTER TRUST (PENSION AND RSP)	0	16.854	16.854
**D	BANNER HEALTH	0	197.800	197.800
**D	CITY OF FRESNO RETIREMENT SYSTEMS	0	246.430	246.430
**D	CAMPBELL PENSION PLANS MASTER RETIREMENT TRUST	0	16.392	16.392
**D	THE COCA-COLA COMPANY MASTER RETIREMENT TRUST	0	735.000	735.000
**D	PUBLIC EMPLOYEES RETIREMENT ASSOCIATION OF COLORADO	0	6.883.832	6.883.832
**D	DUKE ENERGY CORPORATION MASTER RETIREMENT TRUST	0	613.200	613.200
**D	FRESNO COUNTY EMPLOYEES' RETIREMENT ASSOCIATION	0	281.749	281.749
**D	FLORIDA PREPAID COLLEGE PROGRAM	0	581.173	581.173
**D	STICHTING INSTITUUT GAK	0	67.198	67.198
**D	ILLINOIS MUNICIPAL RETIREMENT FUND	0	2.723.859	2.723.859
**D	CIVIL EMPL RET SYS OF THE POLICE DEP OF KANSAS CITY, MISSOURI	0	15.400	15.400
**D	POLICE RETIREMENT SYSTEM OF KANSAS CITY, MISSOURI	0	70.800	70.800
**D	LOS ANGELES CITY EMPLOYEES RETIREMENT SYSTEM	0	2.485.801	2.485.801
**D	CITY OF LOS ANGELES FIRE AND POLICE PENSION PLAN	0	519.694	519.694
**D	LOCKHEED MARTIN CORPORATION MASTER RETIREMENT TRUST	0	454.614	454.614
**D	LOCKHEED MARTIN CORPORATION MASTER RETIREMENT TRUST	0	237.083	237.083
**D	MISSOURI LOCAL GOVERNMENT EMPLOYEES RETIREMENT SYSTEM	0	251.100	251.100
**D	NORTH DAKOTA STATE INVESTMENT BOARD	0	1.342.000	1.342.000
**D	OKLAHOMA PUBLIC EMPLOYEES RETIREMENT SYSTEM	0	2.048.826	2.048.826
**D	SAN FRANCISCO CITY & COUNTY EMPLOYEES' RETIREMENT SYSTEM	0	80.000	80.000
**D	SAN FRANCISCO CITY & COUNTY EMPLOYEES' RETIREMENT SYSTEM	0	1.492.500	1.492.500
**D	SAN MATEO COUNTY EMPLOYEES' RETIREMENT ASSOCIATION	0	834.955	834.955
**D	FIRE AND POLICE PENSION FUND SAN ANTONIO	0	305.600	305.600
**D	SHRINERS HOSPITALS FOR CHILDREN	0	185.000	185.000
**D	CITY OF TALLAHASSEE	0	100.270	100.270
**D	UNION PACIFIC CORPORATION MASTER RETIREMENT TRUST	0	439.400	439.400
**D	UTAH STATE RETIREMENT SYSTEMS	0	1.200.846	1.200.846
**D	USAA CASUALTY INSURANCE COMPANY	0	2.184.700	2.184.700
**D	USAA GENERAL INDEMNITY COMPANY	0	585.100	585.100

834

LISTA ESITO DELLE VOTAZIONE  
 Oggetto: Piano 2017 di incentivazione di lungo termine

FAVOREVOLI

Badge	Ragione Sociale	Proprio	Delega	Totale
**D	CATASTROPHE REINSURANCE COMPANY	0	586.800	586.800
**D	VAN ANDEL INSTITUTE	0	159.864	159.864
**D	WYOMING RETIREMENT SYSTEM	0	191.723	191.723
**D	FORD MOTOR COMPANY OF CANADA, LIMITED PENSION TRUST	0	74.384	74.384
**D	HSBC EUROPEAN FUND	0	143.345	143.345
**D	HSBC INTERNATIONAL EQUITY POOLED FUND	0	502.741	502.741
**D	HALIFAX REGIONAL MUNICIPALITY MASTER TRUST	0	114.435	114.435
**D	NAV CANADA PENSION PLAN	0	35.474	35.474
**D	OPSED PENSION PLAN TRUST FUND	0	25.800	25.800
**D	FUTURE FUND BOARD OF GUARDIANS FOR AND ON BEHALF OF FUTURE F	0	2.116.459	2.116.459
**D	IBM DIVERSIFIED GLOBAL EQUITY FUND	0	672.628	672.628
**D	GARD COMMON CONTRACTUAL FUND	0	73.461	73.461
**D	NEW IRELAND ASSURANCE COMPANY PLC	0	5.812.893	5.812.893
**D	NEW IRELAND ASSURANCE COMPANY PLC	0	86.520	86.520
**D	NATIONAL WESTMINSTER BANK PLC AS TRUSTEE OF KES STRAT INV F	0	44.256	44.256
**D	IAGAM GLOBAL EQUITY TRUST	0	645.858	645.858
**D	THE TRUSTEES OF THE BT PENSION SCHEME	0	534.755	534.755
**D	THE TRUSTEES OF CABLE & WIRELESS SUPERANNUATION FUND	0	321.225	321.225
**D	STICHTING HEINEKEN PENSIOENFONDS	0	1.061.968	1.061.968
**D	THE TRUSTEES OF IBM PENSION PLAN	0	235.823	235.823
**D	STICHTING PENSIOENFONDS IEM NEDERLAND	0	68.843	68.843
**D	STICHTING PENSIOENFONDS SAGITTARIUS	0	258.770	258.770
**D	STICHTING PENSIOENFONDS APF	0	755.338	755.338
**D	THE TRUSTEES OF CATERPILLAR PENSION PLAN	0	188.800	188.800
**D	THE TRUSTEES OF JAGUAR PENSION PLAN	0	138.087	138.087
**D	THE TRUSTEES OF LAND ROVER PENSION SCHEME	0	173.100	173.100
**D	THE TRUSTEES OF MICHELIN PENSION & LIFE ASSURANCE PLAN	0	77.544	77.544
**D	STAFFORDSHIRE COUNTY COUNCIL PENSION FUND	0	304.586	304.586
**D	TYNE AND WEAR PENSION FUND	0	766.983	766.983
**D	MERSEYSIDE PENSION FUND	0	300.000	300.000
**D	HP INVEST COMMON CONTRACTUAL FUND	0	26.874	26.874
**D	HP INVEST COMMON CONTRACTUAL FUND	0	161.857	161.857
**D	NORTHERN TRUST UCITS COMMON CONTRACTUAL FUND	0	2.874.741	2.874.741
**D	COMMONWEALTH GLOBAL SHARE FUND 29	0	390.268	390.268
**D	WHITBREAD GROUP PENSION FUND	0	9.450	9.450
**D	UNITED SERVICES AUTOMOBILE ASSOCIATION	0	176.904	176.904
**D	HSBC UCITS COMMON CONTRACTUAL FUND	0	747.100	747.100
**D	KLEINWORT BENSON INVESTORS MASTER INVESTMENT FUND	0	35.660	35.660
**D	PREMIER ENERGY AND WATER TRUST PLC	0	12.120	12.120
**D	MUNICIPAL EMPLOYEES' ANNUITY AND BENEFIT FUND OF CHICAGO	0	140.000	140.000
**D	MUNICIPAL EMPLOYEES' ANNUITY AND BENEFIT FUND OF CHICAGO	0	167.000	167.000
**D	LEGAL & GENERAL GLOBAL EQUITY INDEX FUND	0	82.750	82.750
**D		0	22.180	22.180

Azionisti: 2473 Teste: 7  
 Azionisti in proprio: 0 Azionisti in delega: 2473

835



LISTA ESITO DELLE VOTAZIONE

Oggetto: Piano 2017 di incentivazione di lungo termine

FAVOREVOLI

Badge	Ragione Sociale	Proprio	Delega	Totale
**D	NAT WEST BK AS TRUSTEE OF LEGAL & GENERAL EUROPEAN INDEX TR	0	4.288.864	4.288.864
**D	NAT WEST BK PLC AS TRUSTEE OF THE LEGAL & GENERAL INT IND TR	0	391.410	391.410
**D	PREMIER GLOBAL UTILITIES INCOME FUND	0	98.000	98.000
**D	PREMIER OPTIMUM INCOME FUND A SUB-FUND OF PREMIER FUNDS	0	509.253	509.253
**D	LEGAL & GENERAL ICAV	0	58.153	58.153
**D	SSGA GROSS ROLL UP UNIT TRUST	0	268.853	268.853
**D	KLEINWORT BENSON INVESTORS INSTITUTIONAL FUND PLC	0	193.248	193.248
**D	NORTHERN TRUST INVESTMENT FUNDS PUBLIC LIMITED COMPANY	0	670.426	670.426
**D	TT INTERNATIONAL FUNDS PLC	0	358.325	358.325
**D	LEGAL AND GENERAL AUTHORISED CONTRACTUAL SCHEME	0	42.691	42.691
**D	LEGAL & GENERAL AUTHORISED CONTRACTUAL SCHEME	0	107.221	107.221
**D	STATE TEACHERS RETIREMENT SYSTEM OF OHIO	0	4.287.156	4.287.156
**D	ILLINOIS STATE BOARD OF INVESTMENT	0	830.969	830.969
**D	BANCO NACIONAL DE PANAMA, ACTING AS TRUSTEE OF THE FIDELICOMISO DE FONDO DE AHORRO DE PANAMA	0	45.792	45.792
**D	STICHTING BEDRIJFST VOOR HET SCHOONMAK EN GLAZ	0	226.188	226.188
**D	KOMMUNAL LANDSPENSJONSKASSE GJENSIDIG FORSIKRINGSSELSKAP	0	546.748	546.748
**D	ABU DHABI RETIREMENT PENSIONS AND BENEFITS FUND	0	678.522	678.522
**D	STICHTING BEDRIJFSTAKPENSIOENFONDS ZORVERZEKERAARS	0	256.300	256.300
**D	STICHTING DOUWE EGBERTS PENSIOENFONDS	0	282.250	282.250
**D	STICHTING BEDRIJFST VOOR HET BEROEPSVERVOER OVER DE WEG	0	2.932.495	2.932.495
**D	STICHTING DELA DEPOSITARY AND MANAGEMENT	0	1.227.843	1.227.843
**D	STICHTING PENSIOENFONDS ING	0	460.406	460.406
**D	VERDIPAPIRFONDET KLP AKSJEGLOBAL INDEX 1	0	946.958	946.958
**D	VERDIPAPIRFONDET KLP AKSJEEUROPA INDEKS 1	0	463.378	463.378
**D	VERDIPAPIRFONDET KLP AKSJEGLOBAL LAVBETA I	0	2.603.704	2.603.704
**D	NORTHERN TRUST UCITS FGR FUND	0	1.583.349	1.583.349
**D	UNIVEST	0	1.623.819	1.623.819
**D	NORTH TR LUX CO I ITS CAP MNGM OF SCHLUM STAFF RET F FCP-SIF	0	167.791	167.791
**D	IPM EQUITY UMBRELLA FUND	0	85.135	85.135
**D	EURIZON CAPITAL SGR SPA - EURIZON RENDITA	0	72.997	72.997
**D	EURIZONCAPITAL SGR S.P.A. - EURIZON AZIONI AREA EURO	0	181.543	181.543
**D	EURIZON CAPITAL SGR SPA - EURIZON PROGETTO ITALIA 70	0	315.406	315.406
**D	EURIZONCAPITAL SGR S.P.A. - EURIZON AZIONI ITALIA	0	4.305.155	4.305.155
**D	EURIZON CAPITAL SGR SPA - EURIZON PROGETTO ITALIA 40	0	353.658	353.658
**D	EIS - MULTIASSET RISK OVERLAY	0	44.735	44.735
**D	EPF - ENHANCED CONSTANT RISK CONTRIBUTION	0	38.190	38.190
**D	EUF - EQUITY ITALY	0	992.004	992.004
**D	EPF - EURO Q-EQUITY	0	126.860	126.860
**D	EPF - Q-FLEXIBLE	0	566.071	566.071
**D	ROSSINI - AZIONARIO EURO	0	4.020	4.020
**D	ROSSINI - BILANCIATO	0	1.198	1.198
**D	EUF - EQUITY EUROPE LTE	0	691.200	691.200
**D	EUF - EQUITY EURO LTE	0	256.865	256.865

Azionisti: 2473 Testc: 7  
 Azionisti in proprio: 0 Azionisti in delega: 2473

## LISTA ESITO DELLE VOTAZIONE

Oggetto: Piano 2017 di incentivazione di lungo termine

## FAVOREVOLI

Badge	Ragione Sociale	Proprio	Delega	Totale
**D	EUF - EQUITY ITALY SMART VOLATILITY	0	526.571	526.571
**D	ISE - VALORE CEDOLA GLOBALE - 02/2015	0	251.776	251.776
**D	ISE - VALORE CEDOLA GLOBALE - 04/2015	0	107.388	107.388
**D	ISE - GLOBAL DYNAMIC MULTITRENDER - 06/2015	0	52.847	52.847
**D	ISE - VALORE CEDOLA GLOBALE - 07/2015	0	60.968	60.968
**D	ISE - VALORE CEDOLA GLOBALE - 09/2015	0	61.099	61.099
**D	ISE - GLOBAL INCOME MULTITRENDER - 09/2015	0	142.189	142.189
**D	ISE - MULTIASSET CEDOLA GLOBALE - 12/2015	0	244.958	244.958
**D	ISE - DYNAMIC INCOME MULTITRENDER - 01/2016	0	31.663	31.663
**D	ISE - MULTIASSET CEDOLA GLOBALE - 02/2016	0	263.643	263.643
**D	ISE - MULTIASSET ABSOLUTE 3 ANNI - 04/2016	0	81.909	81.909
**D	ISE - MULTIASSET ABSOLUTE 3 ANNI - 07/2016	0	70.151	70.151
**D	EPF - ABSOLUTE Q-MULTISTRATEGY	0	12.037	12.037
**D	AMUNDI SIF EUROPEAN EQUITY INDEX FUND	0	22.697	22.697
**D	FONDACO ROMA EURO BALANCED CORE	0	3.185	3.185
**D	CNP ASSURANCES SA	0	8.104.840	8.104.840
**D	FCP EDMOND DE ROTHCHILD EURO SRI	0	224.000	224.000
**D	FCP AMUNDI PULSATIONS	0	1.164.592	1.164.592
**D	FCP RSI EURO P	0	1.704.926	1.704.926
**D	EPARGNE PRUDENCE THALES	0	111.355	111.355
**D	FCPE AMUNDI LABEL EQUILIBRE	0	78.140	78.140
**D	EVIAN A EQUILIBRE	0	20.408	20.408
**D	L.S. DYNAMIQUE	0	13.473	13.473
**D	N 1 RENDEMENT USINOR	0	28.119	28.119
**D	VOCATION MARCHE ARIANESPACE CONSEILL DE SURVEILLANCE DU FCP	0	9.645	9.645
**D	FCPE AMUNDI LABEL PRUDENCE	0	49.773	49.773
**D	FCPE AMUNDI LABEL DYNAMIQUE	0	71.002	71.002
**D	LV CHALLENGE	0	86.642	86.642
**D	FCP A.A. - GROUPAMA - ISR	0	680.000	680.000
**D	ADEACTIONS	0	13.162	13.162
**D	ADPARGNE	0	8.955	8.955
**D	FCP FDRN AMUNDI	0	210.831	210.831
**D	ARRCO LONG TERME D ACTIONS	0	710.541	710.541
**D	FCP CRN SOGE ACTIONS	0	217.646	217.646
**D	CARP - INDO	0	576.857	576.857
**D	FCP TONI ACTIONS 100	0	462.045	462.045
**D	FCP VIVACCIO ACTIONS	0	1.957.301	1.957.301
**D	LBPAM ACTIONS INDICE	0	1.930.610	1.930.610
**D	LBPAM PROFIL 80 PEA	0	537.509	537.509
**D	LBPAM PROFIL 100	0	312.062	312.062
**D	EGEPARGNE ACTIONS ISR-ACTIONS INTER	0	100.000	100.000
**D	FCP ICARE	0	165.432	165.432
**D	LBPAM ACTIONS DIVIDENDES EUROPE	0	2.816.723	2.816.723

Pagina 61

Azionisti: 2473 Teste: 7  
 Azionisti in proprio: 0 Azionisti in delega: 2473

LISTA ESITO DELLE VOTAZIONE  
 Oggetto: Piano 2017 di incentivazione di lungo termine

## FAVOREVOLI

Badge	Ragione Sociale	Proprio	Delega	Totale
**D	FCPE TECHNIP DYNAMIQUE	0	42.645	42.645
**D	FCPE TECHNIP EQUILIBRE	0	43.364	43.364
**D	AGIPA REPTRAITE DIVERSIFIE	0	186.681	186.681
**D	LA BANQUE POSTALE ASSET MANAGEMENT	0	267.681	267.681
**D	FCP CAVEC GROUPAMA DIVERSIFIE	0	160.397	160.397
**D	FCP BERRI ACTIONS	0	79.964	79.964
**D	FCP PORT ROYAL EQUILIBRE	0	125.905	125.905
**D	VILLIERS ALTO	0	223.084	223.084
**D	ARIA	0	7.766	7.766
**D	FCP AMUNDI HORIZON	0	1.736.743	1.736.743
**D	PREDICA ISR EUROPE	0	16.398	16.398
**D	LBP INDEX EURO PEA 90 SEPTEMBRE2021	0	39.046	39.046
**D	GRD20	0	942.077	942.077
**D	PREDIQUANT A2 - DIVIDENDES EURO	0	1.253.486	1.253.486
**D	PREDIQUANT A2 ACTIONS EUROPE	0	2.930.168	2.930.168
**D	GRD 18 ACTIONS	0	206.445	206.445
**D	FCP LBP EUROCAP PEA 90 NOVEMBRE2021	0	34.613	34.613
**D	GRD 12 ACTIONS	0	382.184	382.184
**D	GROUPAMA ASSET MANAGEMENT	0	642.603	642.603
**D	LBPAM STRATEGIE PEA 1	0	316.323	316.323
**D	FCP PORTFOLIO LCR ACTIONS	0	108.134	108.134
**D	FCPE IBM FRANCE F	0	99.710	99.710
**D	DUGUAY ACTIONS EUROPE	0	133.532	133.532
**D	FCP ERISA DIVERSIFIE 2	0	495.000	495.000
**D	FCP FONDATION EUROPE	0	200.000	200.000
**D	SICAV EPARGNE ETHIQUE ACTIONS	0	184.000	184.000
**D	SICAV CHOIX SOLIDAIRE	0	122.089	122.089
**D	FCP ECOFI FLEXIBLE	0	33.822	33.822
**D	MEDI ACTIONS	0	1.500.000	1.500.000
**D	FCP MEDI ACTIONS EURO	0	180.000	180.000
**D	FCP AMUNDI ACTIONS EUROPE ISR	0	103.642	103.642
**D	FCP AMUNDI RENDEMENT PLUS	0	250.881	250.881
**D	SICAV AMUNDI ACTIONS EURO ISR	0	531.970	531.970
**D	HARMO PLACEMENT 2	0	274.939	274.939
**D	ASSURDIX	0	979.263	979.263
**D	FCPE AMUNDI RESA ACTIONS EURO	0	619.212	619.212
**D	ATOUT MODERATIONS	0	360.037	360.037
**D	FCPE AMUNDI CONSOMMATEUR ACTIONNAIRE	0	95.826	95.826
**D	FCPE AMUNDI RESA ESG ACTIONS EURO	0	558.581	558.581
**D	FCP CNP ASSUR EUROPE NEUFLIZE OBC	0	400.000	400.000
**D	CPR EURO HIGH DIVIDEND	0	368.042	368.042
**D	CPR GLOBAL EQUITY ALL REGIME	0	117.209	117.209
**D	FCPE AMUNDI PREM PATRIMOINE	0	132.376	132.376

LISTA ESITO DELLE VOTAZIONE  
 Oggetto: Piano 2017 di incentivazione di lungo termine

## FAVOREVOLI

Badge	Ragione Sociale	Proprio	Delega	Totale
**D	CFR EUROLAND	0	2.358.830	2.358.830
**D	AMUNDI ETF EURO STOXX 50 UCITS ETF DR	0	7.013.120	7.013.120
**D	FCP CPR ACTIVE EUROPE	0	225.970	225.970
**D	FCP AMUNDI ETF MSCI EUROPE EX EMU PEA UCITS ETF	0	2.952.746	2.952.746
**D	FCP CPR PROGRES DURABLE EUROPE	0	30.733	30.733
**D	PREDIQUANT EUROCREISSANCE A2	0	138.785	138.785
**D	FCP BFT EUROPE DIVIDENDES	0	330.000	330.000
**D	AMUNDI PATRIMOINE	0	384.317	384.317
**D	SICAV EURO CAPITAL DURABLE	0	800.000	800.000
**D	FCP GROUPAMA EURO STOCK	0	229.700	229.700
**D	SICAV MONDE GAN	0	77.564	77.564
**D	FCP FEDERAL ACTIONS RENDEMENT	0	450.000	450.000
**D	FEDERAL CONVICTON ISR EURO	0	1.600.000	1.600.000
**D	FCP FEDERAL CROISSANCE	0	476.000	476.000
**D	FCP FEDERAL OPTIMAL	0	428.000	428.000
**D	ATOUT EUROPE HAUT RENDEMENT	0	53.091	53.091
**D	ATOUT EUROPE SMART BETA	0	118.398	118.398
**D	FDC A2 POCHE TITRES	0	233.931	233.931
**D	AMUNDI ACTIONS INTILES WORLD PL	0	11.921	11.921
**D	ATOUT EUROLAND HAUT RENDEMENT	0	788.238	788.238
**D	ATOUT EUROLAND MIN VAR	0	417.739	417.739
**D	LCL ACTIONS EURO HAUT RENDEMENT	0	468.692	468.692
**D	LCL ACTIONS EURO MIN VAR	0	244.099	244.099
**D	LCL ACTIONS EURO SMART BETA	0	39.469	39.469
**D	LCL ACTIONS EUROPE MAX DIV.	0	37.392	37.392
**D	FCP ENERGIES RENOUVELABLES	0	30.000	30.000
**D	PALATINE MEDITERRANEA SICAV	0	30.000	30.000
**D	AMUNDI ACTIONS INTERNATIONALES DYNAMIC RISK FACTOR	0	3.839	3.839
**D	FCP HSBC DYNAFLEXIBLE	0	183.304	183.304
**D	FCP HSBC ACTIONS EUROPE	0	1.862.901	1.862.901
**D	FCP HSBC ACTIONS MONDE	0	181.580	181.580
**D	HSBC ACTIONS DEVELOPPEMENT DURAB	0	999.002	999.002
**D	ECOFI ACTIONS SCR	0	65.506	65.506
**D	AMUNDI FUNDS EQUITY EUROPE MINIMUM VARIANCE	0	1.400.871	1.400.871
**D	AMUNDI LUXEMBOURG SA	0	100.000	100.000
**D	AMUNDI FUNDS EQUITY EURO RISK PARITY	0	854.743	854.743
**D	STG PFDS CORP EXPRESS MANDAT ALLIANCE CAPITA	0	51.257	51.257
**D	STICHTING BEDRIJFSPENSIOENFONDSVOOR DE LANDEBOUW MANDAT BLACKRO	0	2.956.244	2.956.244
**D	STG PFDS V.D. GRAFISCHE	0	2.823.252	2.823.252
**D	STG PFDS AHOLD	0	372.270	372.270
**D	ST. SPOORWEGPFDS MANDAT BLACKROCK	0	111.993	111.993
**D	STICHTING PENSIOENFONDS OPENBAAR VERVOER	0	48.167	48.167
**D	BPL	0	2.687.222	2.687.222

Azionisti: 2473  
 Azionisti in proprio: 0

Teste: 7  
 Azionisti in delega: 2473

LISTA ESITO DELLE VOTAZIONE  
 Oggetto: Piano 2017 di incentivazione di lungo termine

FAVOREVOLI

Badge	Ragione Sociale	Proprio	Delega	Totale
**D	STG PFDS ACHMEA MANDAAT BLACKROCK	0	398.277	398.277
**D	STG BEDLJUFSTAKPFDS V H	0	96.272	96.272
**D	STG BPF VD DETAILHANDEL MND BLACKROCK MSCI EMEA	0	1.334.049	1.334.049
**D	ST BEW S.A. BEL.POOLS GLOB.EQ. FACTOR FUND	0	271.950	271.950
**D	PETTELAAR EFFECTENBEW. INZ. SNSRESP. IND. FND	0	1.310.859	1.310.859
**D	AMUNDI INDEX SOLUTIONS	0	1.422.281	1.422.281
**D	BRIDGEWATER PURE ALPHA TRADING COMPANY II, LTD	0	18.242.169	18.242.169
**D	RUSSELL OVERSEAS EQUITY FUND	0	267.700	267.700
**D	RUSSELL OVERSEAS EQUITY FUND	0	133.783	133.783
**D	RUSSELL OVERSEAS EQUITY FUND	0	214.659	214.659
**D	RUSSELL OVERSEAS EQUITY FUND	0	230.700	230.700
**D	RUSSELL OVERSEAS EQUITY FUND	0	44.274	44.274
**D	RUSSELL GLOBAL EQUITY FUND	0	318.400	318.400
**D	RUSSELL GLOBAL EQUITY FUND	0	1.138.179	1.138.179
**D	RUSSELL OVERSEAS EQUITY POOL	0	148.701	148.701
**D	RUSSELL GLOBAL EQUITY FUND	0	284.238	284.238
**D	AGF EUROPEAN EQUITY FUND	0	75.800	75.800
**D	HARMONY OVERSEAS EQUITY POOL	0	499.904	499.904
**D	AGF ALL WORLD TAX ADVANTAGE GROUP LIMITED	0	200.629	200.629
**D	EAFE EQUITY FUND	0	153.441	153.441
**D	BRUCE POWER PENSION PLAN	0	247.223	247.223
**D	THE CANADA LIFE ASSURANCE COMPANY	0	859.300	859.300
**D	COLLEGES OF APPLIED ARTS AND TECHNOLOGY PENSION P	0	1.207.430	1.207.430
**D	COLLEGES OF APPLIED ARTS AND TECHNOLOGY PENSION P	0	90.976	90.976
**D	THE CANADIAN MEDICAL PROTECTIVE ASSOCIATION	0	367.833	367.833
**D	ONTARIO POWER GENERATION INC	0	6.084.308	6.084.308
**D	BNY MELLON EMPLOYEE BENEFIT COLLECTIVE INVESTMENT FUND PLAN	0	105.681	105.681
**D	THE ROYAL INST FOR THE ADVANCEMENT OF LEARNING MCGILL UNIVERSITY	0	300.702	300.702
**D	BMO MONTHLY INCOME FUND	0	130.169	130.169
**D	BMO GLOBAL INFRASTRUCTURE FUND	0	67.635	67.635
**D	FRONTIERS INTERNATIONAL EQUITY POOL	0	201.256	201.256
**D	THE GREAT-WEST LIFE ASSURANCE COMPANY	0	142.993	142.993
**D	BOSTON COMPANY INC POOLED EMPLOYEE FUNDS INTL CORE EQUITY FD II	0	8.237	8.237
**D	COUNSEL DEFENSIVE GLOBAL EQUITY	0	227.816	227.816
**D	IMPERIAL TOBACCO PENSION INVESTMENT TRUST FUND	0	269.666	269.666
**D	IUOE LOCAL 793 MEMBERS PENSION BENEFITTRUST OF ONTARIO	0	703.825	703.825
**D	BMO MSCI EAFE INDEX ETF	0	201.190	201.190
**D	LUCENT TECHNOLOGIES INC. DEFINED CONTRIBUTION PLAN MASTER TRUST	0	2.356.082	2.356.082
**D	LONDON LIFE INSURANCE COMPANY	0	70.184	70.184
**D	GLOBAL INFRASTRUCTURE EQUITY FUND LONDON CAPITAL	0	17.482	17.482
**D	U.S. AND INTERNATIONAL SPECIALTY CLASS	0	92.464	92.464
**D	MCGILL UNIVERSITY PENSION FUND	0	1.391.144	1.391.144
**D	ONTARIO PENSION BOARD	0	30.081	30.081
**D	RENAISSANCE GLOBAL EQUITY PRIVATE POOL	0		

Azionisti: 2473 Teste: 7  
 Azionisti in proprio: 0 Azionisti in delega: 2473

840

LISTA ESITO DELLE VOTAZIONE  
 Oggetto: Piano 2017 di incentivazione di lungo termine

FAVOREVOLI

Badge	Ragione Sociale	Proprio	Delega	Totale
**D	RENAISSANCE REAL ASSETS PRIVATEPOOL	0	336.300	336.300
**D	STATE OF WISCONSIN INVESTMENT BOARD	0	558.517	558.517
**D	STATE OF WISCONSIN INVESTMENT BOARD	0	4.158.226	4.158.226
**D	STATE OF WISCONSIN INVESTMENT BOARD	0	3.739.814	3.739.814
**D	STATE OF WISCONSIN INVESTMENT BOARD	0	767.092	767.092
**D	STATE OF WISCONSIN INVESTMENT BOARD	0	1.789.840	1.789.840
**D	TD EMERALD INTERNATIONAL EQUITYINDEX FUND	0	251.036	251.036
**D	DUKE UNIVERSITY	0	53.547	53.547
**D	TD EUROPEAN INDEX FUND	0	2.354	2.354
**D	TD INTERNATIONAL EQUITY INDEX ETF	0	6.863.850	6.863.850
**D	PUBLIC SECTOR PENSION INVESTMENT BOARD	0	142.474	142.474
**D	THE BOSTON COMPANY PRIVATE TRUTHE INTERNATIONAL EQ	0	211.404	211.404
**D	TORSTAR MASTER TRUST FUND	0	14.083	14.083
**D	TEACHERS' RETIREMENT ALLOWANCESFUND	0	2.322.900	2.322.900
**D	IMPERIAL INTERNATIONAL EQUITY POOL	0	214.481	214.481
**D	IMPERIAL INTERNATIONAL EQUITY POOL	0	107.170	107.170
**D	IMPERIAL INTERNATIONAL EQUITY POOL	0	1.532.266	1.532.266
**D	IMPERIAL GLOBAL EQUITY INCOME POOL	0	112.800	112.800
**D	IMPERIAL OVERSEAS EQUITY POOL	0	467.857	467.857
**D	ONTARIO POWER GENERATION INC	0	218.300	218.300
**D	UNIVERSITY OF GUELPH FOREIGN PROPERTY TRUST	0	70.900	70.900
**D	UNIVERSITY OF GUELPH	0	77.700	77.700
**D	WOODBRIIDGE INVESTMENTS CORPORATION	0	392.073	392.073
**D	WINDWISE MSCI EAFE INDEX NON-LENDING, FUND FOR EXEMPT ORG.	0	3.049	3.049
**D	STEWARDSHIP FOUNDATION	0	110.731	110.731
**D	CIBC INTERNATIONAL INDEX FUND	0	44.164	44.164
**D	CIBC EUROPEAN INDEX FUND	0	114.093	114.093
**D	CIBC POOLED INTERNATIONAL EQUITY INDEX FUND	0	379.600	379.600
**D	YORK UNIVERSITY PENSION FUND	0	95.899	95.899
**D	RENAISSANCE GLOBAL VALUE FUND	0	6.057	6.057
**D	DEBORAH LOEB BRICE	0	10.824	10.824
**D	ALAMOSIA LLC	0	495.517	495.517
**D	CF INTERNATIONAL STOCK INDEX FUND ONE	0	554.392	554.392
**D	DT INTERNATIONAL STOCK INDEX FUND ONE	0	199.601	199.601
**D	CERVURITE INTERNATIONAL LLC	0	8.406	8.406
**D	MARANIC II LLC	0	299.995	299.995
**D	R.K. MELLON INTERNATIONAL FUND.	0	2.814	2.814
**D	1975 IRREVOCABLE TRUST OF CD WEYERHAUSER	0	1.146	1.146
**D	1973 IRREVOCABLE TRUST OF CD WEYERHAUSER	0	150.000	150.000
**D	SINGLE SELECT INVEST MONCEAU ACTION	0	565.800	565.800
**D	FORUM ONE	0	400.997	400.997
**D	FONDAZIONE ROMA SIF	0	15.777	15.777
**D	LEGG MASON GLOBAL INFRASTRUCTURE ETF	0	4.194	4.194
**D	JPMORGAN FUNDS (IRELAND) ICAV	0		

Azionisti: 2473 Teste: 7  
 Azionisti in proprio: 0 Azionisti in delega: 2473

841

**LISTA ESITO DELLE VOTAZIONE**

**Oggetto: Piano 2017 di incentivazione di lungo termine**

**FAVOREVOLI**

Badge	Ragione Sociale	Proprio	Delega	Totale
Totale voti	5.681.699.412			
Percentuale votanti %	95,916434			
Percentuale Capitale %	55,885495			



Azionisti: 2473  
Azionisti in proprio: 0

Teste:  
7  
Azionisti in delega: 2473

Assemblea Ordinaria del 04 maggio 2017ESITO VOTAZIONE

Oggetto : **Relazione sulla remunerazione**

**Hanno partecipato alla votazione:**

-n° 2.740 azionisti,

portatori di n° 5.923.593.242 azioni ordinarie, tutte ammesse al voto,

pari al 58,264775% del capitale sociale.

**Hanno votato:**

		% su Azioni Ordinarie Ammesse al voto
Favorevoli	5.723.237.499	96,617665
Contrari	159.367.902	2,690392
SubTotale	5.882.605.401	99,308058
Astenuti	9.182.276	0,155012
Non Votanti	31.805.565	0,536930
SubTotale	40.987.841	0,691942
<b>Totale</b>	<b>5.923.593.242</b>	<b>100,000000</b>

Ai sensi dell'art. 135-undecies del TUF **non sono computate** ai fini del calcolo della maggioranza e del capitale richiesto per l'approvazione della delibera numero 0 azioni pari al **0,000000%** delle azioni rappresentate in aula.



LISTA ESITO DELLE VOTAZIONE  
 Oggetto: Relazione sulla remunerazione

CONTRARI

Badge	Ragione Sociale	Proprio	Delega	Totale
6417	DORI CARLO	350	0	350
6680	LEONETTI SALVATORE	10.445	0	10.445
6982	CHIURAZZI LUIGI	32.357	0	32.357
6984	AGOSTINI ANTONIO	0	0	0
**D	REGARD ACTIONS EURO	0	1.337.292	1.337.292
**D	REGARD ACTIONS DEVELOPPEMENT DURABLE	0	500.000	500.000
**D	ALLIANZ GLOBAL INVESTORS FRANCE	0	411.103	411.103
**D	BENTON INVESTMENT FUND	0	82.970	82.970
**D	ALDER INVESTMENT FUND	0	129.279	129.279
**D	FIDELITY FUNDS SICAV	0	41.846.119	41.846.119
**D	FIL LIMITED	0	4.342	4.342
**D	THE MASTER TRUST BANK OF JAPAN LTD	0	20.510	20.510
**D	SAINT MARTIN 2	0	1.117.542	1.117.542
**D	VILLIERS DIVERSIFIE BNP PAM	0	1.831.126	1.831.126
**D	ERAPP ACTION EURO III	0	5.394.694	5.394.694
**D	UNIVERSE THE CMI GLOBAL NETWORK FUND	0	1.082.903	1.082.903
**D	AVIVA LIFE & PENSIONS UK LIMITED	0	1.040.358	1.040.358
**D	LINCOLNSHIRE COUNTY COUNCIL PENSION FUND	0	171.408	171.408
**D	UNIVERSITIES SUPERANNUATION SCHEME	0	17.799.691	17.799.691
**D	AVIVA LIFE AND PENSIONS UK LIMITED	0	3.512.672	3.512.672
**D	FIDELITY INSTITUTIONAL PAN EUROPEAN FUND	0	422.650	422.650
**D	THE PENS PL OF THE UNITED CHURCH OF CAN	0	167.800	167.800
**D	FRIENDS LIFE LIMITED	0	1.680.741	1.680.741
**D	FRIENDS LIFE AND PENSIONS LIMITED	0	122.121	122.121
**D	THE STELLAR FUND	0	88.419	88.419
**D	THE FALKLAND ISLANDS GOVERNMENT	0	96.051	96.051
**D	THE FALKLAND ISLANDS GOVERNMENT FALKLAND ISLANDS GOVERNMENT GROWTH FUND	0	99.458	99.458
**D	PENDENNIS FUND	0	99.429	99.429
**D	BNVMD UK LIMITED AS TRUSTEE OF CF CATALYST TRUST	0	100.000	100.000
**D	SP LLP UK CHARITIES CLIENTS AC	0	599.745	599.745
**D	SARASIN AND PARTNERS LLP	0	18.743	18.743
**D	BPS LEGAL AND GENERAL EUR BPSLGEUR	0	1.113.665	1.113.665
**D	1135 APG DME STCK SEL	0	23.112.705	23.112.705
**D	1145 APG DME NUMERIC	0	13.360.400	13.360.400
**D	ARRCO LONG TERME B ATT RAJA EL	0	361.210	361.210
**D	IXIS FLAMME	0	228.468	228.468
**D	AVIVA INVESTORS INTERNATIONAL INDEX TRACKING FUND	0	200.303	200.303
**D	STICHTING MN SERVICES AANDELENFONDS EUROPA	0	728.995	728.995
**D	STICHTING PENSIOENFONDS METAAL	0	3.040.245	3.040.245
**D	STICHTING PENSIOENFONDS METAAL EN T MN SERVICES	0	385.656	385.656
**D	STICHTING PGM DEPOSITARY	0	10.145.861	10.145.861
**D	ABBEY LIFE ASSURANCE COMPANY LIMITED	0	1.351.910	1.351.910
**D	STATE STREET TRUSTEES LTD ATF ABERDEEN CAPITAL TRUST	0	297.225	297.225

Azionisti:  
 Azionisti in proprio:

84

Teste:

3 Azionisti in delega.

4

81

Pagina 1

864

LISTA ESITO DELLE VOTAZIONE  
 Oggetto: Relazione sulla remunerazione

CONTRARI

Badge	Regione Sociale	Proprio	Delega	Totale
**D	SCOTTISH WIDOWS INV SOLUTIONS F ICVC- EUROPEAN (EX UK) EQ FD	0	2.577.166	2.577.166
**D	NGAM INVESTMENT FUNDS U.K. ICVC - SEEBYOND FACT + EU EX UK EQ F	0	6.963	6.963
**D	SCOTTISH WIDOWS INV SOL F ICVC- FUNDAMENTAL INDEX GLB EQ F	0	1.373.509	1.373.509
**D	CHURCH OF ENGLAND INVESTMENT FUND FOR PENSIONS	0	159.435	159.435
**D	THE MAZENER FUND	0	494.846	494.846
**D	THE TRUSTEES OF PARLIAMENTARY CONTRIBUTORY PENSION FUND	0	87.000	87.000
**D	SARASIN EQUISAR IILD FUND, A SUB FUND OF SARASIN FUNDS ICVC	0	140.000	140.000
**D	KENT COUNTY COUNCIL SUPERANNUATION FUND	0	1.023.540	1.023.540
**D	SARASIN EQUISAR GLB THEMATIC F, A SUB F OF SARASIN F ICVC	0	1.026.223	1.026.223
**D	SARASIN GLOBAL HIGHER DIV FUND	0	2.703.513	2.703.513
**D	SARASIN EQ GLB THEM F (GBP HEDGED), A SUB FUND OF SARASIN F	0	306.572	306.572
**D	SARASIN GLB HIGHER DIVIDEND (GBP HEDGED)	0	995.046	995.046
**D	STICHTING PENSIOENFONDS VAN DE METALEKTRO (PME)	0	3.404.319	3.404.319
**D	FP VERBATIM PORTFOLIO 5 INCOME FUND	0	60.000	60.000
**D	SARASIN IE EQUISAR - GLOBAL THEMATIC (USD)	0	371.596	371.596
**D	SARASIN IE EQUISAR - GLOBAL THEMATIC FUND (GBP)	0	639.085	639.085
**D	OPCVM SEEBYOND EQUITY FACTOR INVESTING EURO	0	141.309	141.309
**D	NATIXIS EURO VALUE EQUITY	0	239.557	239.557
**D	FCP BOURBON 4	0	179.866	179.866
**D	UNIVERS CNP 1	0	441.860	441.860
**D	FC CARPIKO	0	301.369	301.369
**D	CNP ACP ACTIONS LM	0	61.233	61.233
**D	CONCORDE 96	0	174.576	174.576
**D	FCP NATIXIS IONIS	0	52.271	52.271
**D	FCP ECUREUIL PROFIL 90	0	2.349.595	2.349.595
**D	FCP NATEXIS PERFORMANCE 9	0	16.256	16.256
**D	FCP ABP PERP	0	149.951	149.951
**D	FCP.RSRC DIVERSIFIE	0	209.520	209.520
**D	CARP DIVERSIFIE	0	796.959	796.959
**D	FCPE RL PREVOYANCE	0	388.853	388.853
**D	FCPE NATIXIS ES ACTIONS EURO	0	190.184	190.184
**D	SICAV EPARGNE ETHIQUE ACTIONS	0	438.455	438.455
**D	SICAV CHOIX SOLIDAIRE	0	184.000	184.000
**D	FCP ECOFI FLEXIBLE	0	122.089	122.089
**D	CROISSANCE DIVERSIFIEE	0	33.822	33.822
**D	IXIS EURO ACTIONS	0	18.192	18.192
**D	FCP ECUREUIL PROFIL 75	0	1.917.832	1.917.832
**D	NATIXIS ACTIONS EUROPE RENDEMENT	0	994.504	994.504
**D	CNP ASSUR VALEURS	0	222.159	222.159
**D	NATIXIS ACTIONS EUROPE SECTEURS	0	60.780	60.780
**D	ECOFI ACTIONS SCR	0	101.430	101.430
**D		0	65.506	65.506

865

LISTA ESITO DELLE VOTAZIONE  
Oggetto: Relazione sulla remunerazione

CONTRARI

	Proprio	Delega	Totale
Badge			
Ragione Sociale			
Totale voti	159.367.902		
Percentuale votanti %	2,690392		
Percentuale Capitale %	1,567551		



Azionisti:  
Azionisti in proprio:

84 Teste:  
3 Azionisti in delega:

4  
81

Pagina 3

## LISTA ESITO DELLE VOTAZIONE

Oggetto: Relazione sulla remunerazione

## ASTENUTI

Badge	Ragione Sociale	Proprio	Delega	Totale
6561	PEDERSOLI LANFRANCO	6.000	0	6.000
6984	AGOSTINI ANTONIO	0	0	0
**D	CHALLENGE FUNDS CHALLENGE ITALIAN EQUITY	0	4.000.000	4.000.000
**D	CHALLENGE FUNDS	0	1.633.531	1.633.531
**D	MEDIOLANUM SPEC SICAV-SIF EQUITY INCOME	0	75.000	75.000
**D	ROYAL BANK OF CANADA (CHANNELL ISLANDS) LIMITED	0	8.988	8.988
**D	FONDO GESTIELLE OBIETTIVO ITALIA DI ALETTI GESTIELLE S.G.R.	0	1.650.000	1.650.000
**D	GESTIELLE CEDOLA ITALY OPPORTUNITY DI ALETTI GESTIELLE SGR	0	850.000	850.000
**D	FONDO GESTIELLE PROFILLO CEDOLA DI ALETTI GESTIELLE SGR SPA	0	330.000	330.000
**D	FONDO GESTIELLE OBIETTIVO EUROPA DI ALETTI GESTIELLE S.G.R.	0	200.000	200.000
**D	FONDO GESTIELLE OBIETTIVO INTERNAZIONALE DI ALETTI GESTIELLE	0	200.000	200.000
**D	ARROWGRASS MASTER FUND LTD C/O ARROWGRASS CAPITAL PARTNERS LLP	0	228.757	228.757

Totale voti 9.182.276

Percentuale votanti % 0,155012

Percentuale Capitale % 0,090317

Azionisti:  
Azionisti in proprio:11 Teste:  
1 Azionisti in delega:2  
10

Pagina 4

## LISTA ESITO DELLE VOTAZIONE

Oggetto: Relazione sulla remunerazione

## NON VOTANTI

Badge	Ragione Sociale	Proprio	Delega	Totale
6055	NOTARFONZO ARNALDO	15.000	0	15.000
6984	AGOSTINI ANTONIO	0	0	0
**D	JSS INVESTMENTFONDS	0	1.756.565	1.756.565
**D	KAIROS INTERNATIONAL SICAV - ITALIA	0	2.500.000	2.500.000
**D	KAIROS INTERNATIONAL SICAV - TARGET ITALY ALPHA	0	500.000	500.000
**D	KAIROS INTERNATIONAL SICAV - RISORGIMENTO	0	1.500.000	1.500.000
**D	FIDEURAM ASSET MANAGEMENT (IRELAND) FONDITALIA EQUITY ITALY	0	11.808.000	11.808.000
**D	FIDEURAM ASSET MANAGEMENT (IRELAND) FIDEURAM FUND EQUITY ITALY	0	590.000	590.000
**D	INTERFUND SICAV INTERFUND EQUITY ITALY	0	5.468.000	5.468.000
**D	ERSEL ASSET MANAGEMENT SGR S.P.A. - FONDERSEL PMI	0	300.000	300.000
**D	MEDICLANUM GESTIONE FONDI SGR S.P.A. - FLESSIBILE ITALIA	0	7.000.000	7.000.000
**D	FIDEURAM INVESTIMENTI SGR S.P.A. - FIDEURAM ITALIA	0	368.000	368.000

Totale voti 31.805.565

Percentuale votanti % 0,536930

Percentuale Capitale % 0,312841

Azionisti:  
Azionisti in proprio:11 Teste:  
1 Azionisti in delega:2  
10

Pagina 5

LISTA ESITO DELLE VOTAZIONE  
 Oggetto: Relazione sulla remunerazione

## FAVOREVOLI

Badge	Ragione Sociale	Proprio	Delega	Totale
6118	CARDINALI LUIGI	0	0	0
DE*	CAALLEANZA ASSICURAZIONI SPA	0	4.193.208	4.193.208
DE*	CAMGESTION	0	240.527	240.527
DE*	GENERALI ESPANA SA DE SEGUROS Y REASEGUROS	0	183.174	183.174
DE*	GENERALI ITALIA SPA	0	18.800.868	18.800.868
DE*	GENERELIFESPA	0	3.687.859	3.687.859
6498	BASILE STEFANO	0	0	0
DE*	ENPAM	0	31.155.499	31.155.499
6506	A.DI.G.E. IN PERSONA DI CARLO DE MASI	0	106.208	106.208
6545	COMPUTERSHARE SPA RAPPRESENTANTE DESIGNATO EX ART. 135 UNDECIES TUF NELLA PERSONA DI ENRICO MONICELLI	0	0	1.520
	1.520			
6723	DI STEFANO STEFANO	0	0	0
DE*	MINISTERO DELL'ECONOMIA E DELLE FINANZE	0	2.397.856.331	2.397.856.331
6928	GRANATA ALFREDO	0	0	0
DE*	INARCASSA - CASSA NAZIONALE DI PREVIDENZA ED ASSISTENZA PER	0	18.435.640	18.435.640
6984	AGOSTINI ANTONIO	0	0	0
**D	ARCA FONDI SGR - FONDO ARCA AZIONI ITALIA	0	9.590.000	9.590.000
**D	BLACKROCK INDEX SELECTION FUND	0	5.271.213	5.271.213
**D	ARK LIFE ASSURANCE COMPANY LIMITED	0	483.375	483.375
**D	FRANKLIN TEMPLETON INVESTMENT FUNDS	0	18.417.484	18.417.484
**D	JPMORGAN FUNDS	0	5.224.402	5.224.402
**D	JPMORGAN INVESTMENT FUNDS	0	48.800.638	48.800.638
**D	JPMORGAN FUNDS EUROPEAN BANK AND BUSINESS CENTRE	0	2.144.074	2.144.074
**D	SCHRODER INTERNATIONAL SELECTION FUND	0	5.868.319	5.868.319
**D	AQR UCITS FUNDS	0	129.622	129.622
**D	MORGAN STANLEY INVESTMENT FUNDS	0	1.990	1.990
**D	T. ROWE PRICE FUNDS SICAV	0	7.495	7.495
**D	CAPITAL GROWTH FUND ABSOLUTE INCOME GROW	0	303.041	303.041
**D	CAPITAL INTERNATIONAL FUND	0	147.008	147.008
**D	BAYERNINVEST KAPITALVERWALTUNGSGESSELLSC	0	44.300	44.300
**D	INVESTMENT PRIVATFONDS GMBH	0	674.481	674.481
**D	CBRE CLARION FUNDS ALCEDA FUND MANAGEMENT	0	48.006	48.006
**D	BAYERNINVEST KAPITALVERWALTUNGSGESSELLSC	0	157.202	157.202
**D	DKB EUROPA FONDS	0	111.488	111.488
**D	STAR FUND	0	5.000.000	5.000.000
**D	BAYERNINVEST KAPITALVERWALTUNGSGESSELLSC	0	1.170.109	1.170.109
**D	BAYERNINVEST KVG MBH	0	5.161.684	5.161.684
**D	NM5 WIEQ BRF ACCOUNT	0	140.700	140.700
**D	WIF- EUROPE OPPORTUNITIES	0	182.100	182.100
**D	NM5 GIEP BRI ACCOUNT	0	417.864	417.864
**D	WORLDVIEW INVESTMENT FUND EUROPE CORE EQUITY FUND	0	342.000	342.000
**D	GENERALI INVESTMENTS EUROPE SPA SGR	0	2.806.218	2.806.218
**D	GENERALI INVESTMENTS LUXEMBOURG S.A.	0	2.895.103	2.895.103

LISTA ESITO DELLE VOTAZIONE  
 Oggetto: Relazione sulla remunerazione

FAVOREVOLI

Badge	Ragione Sociale	Proprio	Delega	Totale
**D	DPAM EQUITIES I	0	700.000	700.000
**D	MERRILL LYNCH PROFESSIONAL CLEARING CORP	0	6.139.937	6.139.937
**D	MERRILL LYNCH INTERNATIONAL	0	1.745.281	1.745.281
**D	SONDERVERMOGEN ALLIANZGI-FONDS DHCO	0	28.772	28.772
**D	SONDERVERMOGEN ALLIANZGI-FONDS DEW-CO	0	38.638	38.638
**D	SONDERVERMOGEN ALLIANZGI-FONDS VBE	0	367.106	367.106
**D	ALLIANZ GLR EQ EU RCM BEST STYLES	0	422.734	422.734
**D	ALLIANZ CGI EQ BEST STYLES	0	1.103.686	1.103.686
**D	SONDERVERMOGEN ALLIANZGI-FONDS DSW-CO	0	47.044	47.044
**D	SONDERVERMOGEN ALLIANZGI-FONDS DSW-DREFONDS	0	6.824	6.824
**D	GMO TAX-MANAGED INTERNATIONAL EQUITIES F	0	132.123	132.123
**D	GMO ALPHA ONLY FUND	0	48.045	48.045
**D	GMO INTERNATIONAL EQUITY FUND	0	6.787.484	6.787.484
**D	VANGUARD EUROPEAN STOCK INDEX FUND	0	13.744.879	13.744.879
**D	VANGUARD DEVELOPED MARKETS INDEX FUND	0	34.749.743	34.749.743
**D	SEI INST INVEST TRUST WORLD EQ EX-US FUN	0	1.686.620	1.686.620
**D	JTSE STB DAIWA STOCK INDEX FUND 9807	0	178.334	178.334
**D	GMO INTERNATIONAL LARGE/MID CAP EQUITY F	0	1.463	1.463
**D	JAPAN TRUSTEE SERVICES BANK LTD	0	41.093	41.093
**D	JAPAN TRUSTEE SERVICES BANK LTD	0	180.000	180.000
**D	JAPAN TRUSTEE SERVICES BANK LTD	0	36.642	36.642
**D	JAPAN TRUSTEE SERVICES BANK LTD	0	5.274	5.274
**D	THE MASTER TRUST BANK OF JAPAN LTD	0	15.504	15.504
**D	THE MASTER TRUST BANK OF JAPAN LTD	0	4.000	4.000
**D	JAPAN TRUSTEE SERVICES BANK LTD	0	826.652	826.652
**D	FIDELITY FUNDS SICAV	0	12.177.875	12.177.875
**D	NN (L)	0	2.233.213	2.233.213
**D	NN (L) LIQUID	0	559.731	559.731
**D	ING DIRECT	0	424.076	424.076
**D	GIM TOKYO FD	0	4.134.121	4.134.121
**D	GIM SPECIALIST INVESTMENT FUNDS	0	90.000	90.000
**D	JAPAN TRUSTEE SERVICES BANK LTD	0	24.000	24.000
**D	JAPAN TRUSTEE SERVICES BANK LTD	0	37.700	37.700
**D	JAPAN TRUSTEE SERVICES BANK LTD	0	41.860	41.860
**D	SEI INST INV TRUST SCREENED WORLD EQ EX	0	209.109	209.109
**D	THE MASTER TRUST BANK OF JAPAN LTD	0	1.702.137	1.702.137
**D	VANGUARD TOTAL WORLD STOCK INDEX FUND	0	520.838	520.838
**D	PZENA VALUE FUNDS FL	0	44.180	44.180
**D	THE MASTER TRUST BANK OF JAPAN LTD	0	12.430	12.430
**D	THE MASTER TRUST BANK OF JAPAN LTD	0	985.553	985.553
**D	SEI INSTITUTIONAL INTERN TRUST INTERNATI	0	11.368.310	11.368.310
**D	VANGUARD FTSE ALL-WORLD EX US INDEX FUND	0	622.356	622.356
**D	GMO FUNDS PLC	0	8.430	8.430
**D	ICBS-CCBPAM GLOBAL OPPORTUNITY	0		

850

LISTA ESITO DELLE VOTAZIONE  
 Oggetto: Relazione sulla remunerazione

FAVOREVOLI

Badge	Ragione Sociale	Proprio	Delega	Totale
**D	JAPAN TRUSTEE SERVICES BANK LTD	0	269.262	269.262
**D	FIRST TRUST EUROPE ALPHADEX FUND	0	206.615	206.615
**D	THE MASTER TRUST BANK OF JAPAN LTD	0	256.884	256.884
**D	JAPAN TRUSTEE SERVICES BANK LTD	0	39.202	39.202
**D	FIDELITY SAL ST SPARTAN GLOBAL EX US IN	0	994.309	994.309
**D	VANGUARD FUNDS PLC	0	1.883.762	1.883.762
**D	MACQUARIE GLOBAL LISTED INFRASTRUCTURE C	0	265.015	265.015
**D	ALLIANZGI NFJ INTERNATIONAL VALUE CIT	0	59.723	59.723
**D	SEI INSTITUTIONAL MANAGED TRUST MULTI-AS	0	67.914	67.914
**D	VANGUARD INVESTMENT SERIES, PLC	0	11.222.239	11.222.239
**D	FIDELITY SAL ST T SPARIAN TOTAL INT IN F	0	90.769	90.769
**D	THE MASTER TRUST BANK OF JAPAN LTD	0	157.848	157.848
**D	SEI INSTITUTIONAL MANAGED TRUST-TAX-MANAGED INTERNATIONAL MANAGED	0	214.945	214.945
**D	THE MASTER TRUST BANK OF JAPAN LTD	0	15.450	15.450
**D	WELLI TRUS NAT ASSOC COMMON TRUST FUNDS	0	88.159	88.159
**D	WELL TRCO NA MULTI. COLLECT. INV FUND	0	12.665	12.665
**D	INTERNATIONAL MULTI-ASSET DIVERSIFIED IN	0	20.884	20.884
**D	PIMCO FUNDS GLOBAL INVESTORS SERIES PLC	0	273.102	273.102
**D	SCHRODER INTERNATIONAL MULTI-CAP EQ	0	186.003	186.003
**D	THE MASTER TRUST BANK OF JAPAN LTD	0	132.393	132.393
**D	ADVISOR MANAGED TRUST - TACTICAL OFFENSI	0	235.342	235.342
**D	FIRST TRUST EUROZONE ALPHADEX ETF	0	9.895	9.895
**D	DEUTSCHE EUROPEAN EQUITY FUND	0	82.230	82.230
**D	THE ADV. INNER C. CORNERST. AD. GL. PUB. EQ. F	0	74.227	74.227
**D	THE ADVISORS' INNER CIRCLE FUND CORNER STONE ADVISORS GLOBAL PUBLIC EQUITY FUND	0	145.776	145.776
**D	GLOBAL X SCIENTIFIC BETA EUROPE ETF	0	6.180	6.180
**D	FIRST TRUST DYNAMIC EUROPE EQUITY INCOME	0	2.606.133	2.606.133
**D	PANAGORA RISK PARITY M.A.C.FD	0	10.846	10.846
**D	FIRST TRUST RIVERFRONT DYNAMIC EUROPE ET	0	15.453	15.453
**D	FIRST TRUST RIVERFRONT DYN DEV INT ETF	0	32.672	32.672
**D	MONDRIAN ALL COUNTRIES WORLD EX-U.S	0	992.174	992.174
**D	BROWN BROTHERS HARRIMAN + CO, BOSTON CUSTODIAN FOR: THE ADVISORS' INNER CIRCLE III / PINEBRIDGE DYNAMIC ASSET ALLOCATION	0	0	0
**D	48.473	48.473	0	0
**D	BBBOS/GALLERY TR-MONDRIA	0	2.726.913	2.726.913
**D	BEST INVESTMENT CORPORATION	0	72.138	72.138
**D	HSEC LIFE (INTERNATIONAL) LIMITED	0	351.693	351.693
**D	HSEC GROUP HONG KONG LOCAL STAFF RETIREMENT BENEFIT SCHEME	0	29.640	29.640
**D	HSEC MANAGED STABLE GROWTH FUND	0	1.774	1.774
**D	HSEC MANAGED STABLE FUND	0	5.933	5.933
**D	HSEC MANAGED GROWTH FUND	0	33.161	33.161
**D	HSEC GUARANTEED FUND	0	30.204	30.204
**D	HSEC MANAGED BALANCED FUND	0	19.948	19.948
**D	ISHARES EURO STOXX 50 INDEX ETF	0	17.783	17.783

Azionisti: 2634 Teste: 7  
 Azionisti in proprio: 0 Azionisti in delega: 2634

854



LISTA ESITO DELLE VOTAZIONE  
 Oggetto: Relazione sulla remunerazione

## FAVOREVOLI

Badge	Regione Sociale	Proprio	Delega	Totale
**D	SHENPP EURO INDEX SECURITY MASTER INVEST	0	41.542	41.542
**D	JPMORGAN MULTI INCOME FUND	0	526.223	526.223
**D	ALLIANZ CHOICE BEST STYLE EUR.FUND	0	81.786	81.786
**D	JPMORGAN EUROPE STRATEGIC DIVIDEND FUND	0	23.752	23.752
**D	CARDIF ASSURANCE VIE	0	7.248.453	7.248.453
**D	CARDIF ASSURANCE RISQUES DIVERS	0	172.000	172.000
**D	NADAUD	0	51.263	51.263
**D	KEMPEN EUROPEAN HIGH DIVIDEND FUND N.V.	0	7.035.100	7.035.100
**D	FCP SAINT MARTIN NL	0	479.874	479.874
**D	FCP CNP ACTIONS EM	0	565.356	565.356
**D	FCP IDR ACTIONS EURO	0	154.000	154.000
**D	FCP OBS F EURO OPPORT UNCON PEA EUR	0	72.091	72.091
**D	MUTACTION 11	0	858.280	858.280
**D	SODIUM 1	0	418.594	418.594
**D	FCP CALCIUM QUANT	0	289.528	289.528
**D	SICAV OBS F OPP MONDE 10	0	14.950	14.950
**D	CARDIF LUX VIE	0	202.300	202.300
**D	HENDERSON INVESTMENT FUND OEIC	0	2.977.299	2.977.299
**D	HENDERSON INSTYT EUROP INDEX OPP FUND	0	737.916	737.916
**D	CANDRIAM BELGIUM MANDAT FRR	0	5.270.011	5.270.011
**D	WITAN INVESTMENT TRUST PLC	0	889.350	889.350
**D	ANIMA SGR SPA	0	1.140.000	1.140.000
**D	ANIMA SGR SPA	0	2.289.711	2.289.711
**D	ANIMA SGR SPA	0	2.381.365	2.381.365
**D	ANIMA SGR SPA	0	7.418.059	7.418.059
**D	ANIMA SGR SPA	0	1.296.246	1.296.246
**D	ANIMA SGR SPA	0	958.265	958.265
**D	ANIMA SGR SPA	0	3.204.584	3.204.584
**D	ANIMA SGR SPA	0	4.308.250	4.308.250
**D	ANIMA SGR SPA	0	2.662.874	2.662.874
**D	ANIMA SGR SPA	0	1.399.825	1.399.825
**D	ANIMA SGR SPA	0	469.205	469.205
**D	ANIMA SGR SPA	0	298.300	298.300
**D	ANIMA SGR SPA	0	176.721	176.721
**D	ANIMA SGR SPA	0	26.942	26.942
**D	ALLIANZGI FONDS BREMEN	0	44.007	44.007
**D	ALLIANZGI FONDS DPWS	0	66.800	66.800
**D	ALLIANZGI FONDS NASPA PENSIONSFONDS	0	13.744	13.744
**D	DILL COFONDS	0	7.200	7.200
**D	ALLIANZGI FONDS ZUBB	0	28.475	28.475
**D	ALLIANZGI FONDS WERT	0	16.511	16.511
**D	ALLIANZGI FONDS VEMK	0	22.065	22.065
**D	ALLIANZGI FONDS VBDK	0	5.578	5.578
**D	ALLIANZGI FONDS REINVEST	0		
**D	ALLIANZGI FONDS PUK	0		

Azionisti:  
 Azionisti in proprio:

2634 Teste:  
 0 Azionisti in delega:

7  
 2634

Pagina 9

LISTA ESITO DELLE VOTAZIONE  
 Oggetto: Relazione sulla remunerazione

## FAVOREVOLI

Badge	Ragione Sociale	Proprio	Delega	Totale
**D	ALLIANZGI FONDS PFD	0	15.583	15.583
**D	ALLIANZGI FONDS OJU	0	15.086	15.086
**D	ALLIANZGI FONDS INDU	0	23.073	23.073
**D	ALLIANZGI FONDS GANO 2	0	49.513	49.513
**D	ALLIANZGI FONDS GANO	0	9.727	9.727
**D	ALLIANZGI FONDS FIB	0	58.100	58.100
**D	ALLIANZGI FONDS AVF	0	3.787	3.787
**D	ALLIANZGI FONDS ALPEN	0	22.915	22.915
**D	DBI FONDS ACU K	0	419.982	419.982
**D	ALLIANZGI FONDS ZDD3	0	76.963	76.963
**D	ALLIANZGI FONDS VSF	0	14.303	14.303
**D	ALLIANGI FONDS ABF	0	3.695	3.695
**D	ALLIANZGI FONDS APNLESA	0	685.388	685.388
**D	ALLIANZGI FONDS FEV	0	67.637	67.637
**D	DEAM FONDS EDV 1	0	40.599	40.599
**D	ALLIANZ GI FONDS RANW II	0	146.566	146.566
**D	ALLIANZGI FONDS PENSIONS	0	72.345	72.345
**D	CBP GROWTH	0	390.146	390.146
**D	ALLIANZGI FONDS PFALCO	0	154.690	154.690
**D	ALLIANZGI FONDS NBP	0	26.108	26.108
**D	ALLIANZGI FONDS AEVN	0	1.203.981	1.203.981
**D	ALLIANZGI FONDS AESAN	0	44.670	44.670
**D	ALLIANZGI FONDS AMEV	0	30.769	30.769
**D	ALLIANZGI FONDS DREDOK	0	105.875	105.875
**D	ALLIANZGI PSDN	0	93.400	93.400
**D	ALLIANZGI SVKK	0	10.252	10.252
**D	ALLIANZGI FONDS TOSCA	0	111.737	111.737
**D	FONDIS	0	220.685	220.685
**D	CONVEST 21 VL	0	239.340	239.340
**D	ALLIANZ STRATEGIEFONDS WACHSTUM PLUS	0	834.893	834.893
**D	ALLIANZGI FONDS AFE	0	237.209	237.209
**D	ALLIANZGI FONDS PF2	0	379.613	379.613
**D	ALLIANZGI FONDS PTV2	0	1.013.686	1.013.686
**D	ALLIANZGI FONDS PF1	0	291.910	291.910
**D	ALLIANZGI FONDS HEUST	0	26.400	26.400
**D	ALLIANZGI FONDS MASTER DRT	0	123.521	123.521
**D	ALLIANZGI FOND AMMERLAND	0	170.429	170.429
**D	ALLIANZGI FONDS GEW	0	4.974	4.974
**D	ALLIANZGI FONDS TIBUR	0	24.225	24.225
**D	ALLIANZGI FONDS MAV	0	25.196	25.196
**D	ALLIANZGI FONDS DUNHILL	0	41.075	41.075
**D	ALLIANZGI FONDS VSBW	0	195.587	195.587
**D	ALLIANZGI FONDS TOB	0	22.292	22.292

Azionisti:  
 Azionisti in proprio:

2634 Teste:  
 0 Azionisti in delega:


7  
 2634

LISTA ESITO DELLE VOTAZIONE  
 Oggetto: Relazione sulla remunerazione

FAVOREVOLI

Badge	Ragione Sociale	Proprio	Delega	Totale
**D	ALLIANZGI FONDS PGD	0	96.298	96.298
**D	ALLIANZGI FONDS INP	0	72.561	72.561
**D	ALLIANZGI FONDS USES	0	13.205	13.205
**D	ALLIANZGI FONDS RBB	0	163.536	163.536
**D	ALLIANZGI FONDS BEKW	0	21.933	21.933
**D	DBI FONDS EKIBB	0	116.834	116.834
**D	ALLIANZGI FONDS ACK	0	58.710	58.710
**D	KREBSHILFE 2 FONDS	0	6.178	6.178
**D	ALLIANZGI FONDS DBS	0	24.879	24.879
**D	ALLIANZGI FONDS ESMT	0	4.730	4.730
**D	ALLIANZGI FONDS CAESAR	0	10.047	10.047
**D	ALLIANZGI FONDS PAK	0	11.989	11.989
**D	ALLIANZGI FONDS STIFTUNGSFONDS WISSENSCH	0	32.956	32.956
**D	ALLIANZGI FONDS AKTIEN EUROPA	0	238.000	238.000
**D	DEKA MASTER HAERK I	0	885.752	885.752
**D	DEAM FONDS ROCK	0	428.903	428.903
**D	BAYVK A4 FONDS	0	124.211	124.211
**D	BAYVK A1 FONDS	0	124.211	124.211
**D	ALLIANZ GLOBAL INVESTORS EUROPE	0	3.577.979	3.577.979
**D	UNIVERSAL-CAV	0	880.446	880.446
**D	UNIVERSAL-OCO	0	201.456	201.456
**D	FONDACO SIF	0	30.619	30.619
**D	HENDERSON HORIZON FUND SICAV	0	202.100	202.100
**D	STANDARD LIFE WEALTH INTERNATIONAL	0	38.356	38.356
**D	STANDARD LIFE INVESTMENTS	0	11.000	11.000
**D	MULTI SERIES WHOLESALIST INTER EQUITIES TR	0	200.445	200.445
**D	AMP CAPITAL SPECIALIST INTERNATIONAL SHA	0	108.541	108.541
**D	FD INTERNATIONAL SHARE FUND 1	0	37.511	37.511
**D	WHOLESALE UNIT TRUST MSCI GLOB INDEX SHS	0	48.904	48.904
**D	WHOLESALE UNIT TRUST GLOBAL SHARES F 3	0	68.341	68.341
**D	AVSUPER FUND	0	82.647	82.647
**D	HENDERSON GLOBAL EQUITY INCOME FUND	0	35.486	35.486
**D	BARROW HANLEY GLOBAL EQUITY TRUST	0	17.327.773	17.327.773
**D	IPAC SPEC INV STR INT SHARE STR NO 9	0	99.000	99.000
**D	IPAC SPEC INV STR INT SHARE STR NO 9	0	229.182	229.182
**D	AMP INT EQ IND FD HEDGED	0	1.125.381	1.125.381
**D	AMP CAP UNHEDEDGED GL SHS MULTI MAN FUND	0	37.574	37.574
**D	MULTIMIX WHOLESALIST INT SHARES TRUST	0	1.043.631	1.043.631
**D	MULTIMIX WHOLESALIST INT SHARES TRUST	0	343.416	343.416
**D	MERCER UNHEDEDGED OVERSEAS SHARES TRUST	0	220.225	220.225
**D	MERCER UNHEDEDGED OVERSEAS SHARES TRUST	0	132.200	132.200
**D	MERCER UNHEDEDGED OVERSEAS SHARES TRUST	0	170.800	170.800
**D	MERCER UNHEDEDGED OVERSEAS SHARES TRUST	0	118.436	118.436
**D	MERCER UNHEDEDGED OVERSEAS SHARES TRUST	0	140.324	140.324

584



LISTA ESITO DELLE VOTAZIONE  
 Oggetto: Relazione sulla remunerazione

FAVOREVOLI

Badge	Regione Sociale	Proprio	Delega	Totale
**D	AUSTRALIAN CATHOLIC SUPERAN RETIREM FUND	0	60.046	60.046
**D	ENHANCED INDEX INTERNATIONAL SHARE FUND	0	2.142.963	2.142.963
**D	WHOLESALE UNIT TRUST GLOBAL SHS FUND 5	0	19.768	19.768
**D	TCORPIM INTERNAT SHARES (UNHEDGED) FU	0	798.880	798.880
**D	TCORPIM INTERNAT SHARES (UNHEDGED) FU	0	251.145	251.145
**D	TCORPIM INDEXED INT SHARE(UNHEDGED) F	0	85.795	85.795
**D	UNISUPER	0	94.227	94.227
**D	FCPE AREVA ACTIONS	0	202.345	202.345
**D	1327 FCP BOUE SCALBERT DUPONT	0	24.400	24.400
**D	FCP GAILLON 130/30	0	26.735	26.735
**D	FCPE BARCLAYS DIVERKIFIE ACTIONS	0	30.000	30.000
**D	FCPE COFACE	0	10.000	10.000
**D	FCP BAUD CIC	0	2.700	2.700
**D	1448 FCPE GE FACTOFRANCE	0	10.000	10.000
**D	STAUBLI 50 50 CREDIT MUTUEL FCPE	0	10.000	10.000
**D	STAUBLI 80 20 CREDIT MUTUEL FCPE	0	10.000	10.000
**D	FCP SCORE 2012	0	4.000	4.000
**D	FCP OFFENSIF AIR LIQUIDE EXPANS	0	30.780	30.780
**D	TARAVAO INVEST	0	20.000	20.000
**D	CAPACITY FONDS INSTITUTIONEL-ACTIONS ETRANGERES PIB	0	106.737	106.737
**D	PI CH-WORLD EX SWISS EQUITIES TRACKER US	0	764.529	764.529
**D	RAIFFEISEN INDEX FONDS	0	169.930	169.930
**D	PI CH - EUROPEAN EX SWISS EQUITIES	0	230.028	230.028
**D	BANQUE PICTET & CIE SA	0	425.416	425.416
**D	CAPACITY FONDS INSTITUTIONNEL ACTIONS ETRANGERES	0	49.804	49.804
**D	PGSF GLOBAL UTILITIES EQUITIES FUND	0	31.292.956	31.292.956
**D	PGSF GLOBAL HIGH YIELD UTILITIES EQUITIES FUND	0	167.636	167.636
**D	PGSF GLOBAL INCOME STOCK FUND	0	653.169	653.169
**D	PGSF GLOBAL UTILITIES EQUITIES CURRENCY HEDGE FUND	0	428.102	428.102
**D	PICTET-EUROPE INDEX	0	2.840.533	2.840.533
**D	SHINKO GLOBAL EQUITY INDEX MOTHER FUND	0	16.869	16.869
**D	DAIWA PAN EUROPEAN HIGH DIVIDEND YIELD STOCK MOTHER FUND	0	170.000	170.000
**D	NOMURA TRUST BANKING TRUSTEE NIKKO GLOBA	0	684.141	684.141
**D	DEFINED BENEFIT PP FOR CHUGOKU ELECT	0	107.966	107.966
**D	DL INTERNATIONAL RESEARCH OPEN MOTHER FD	0	53.030	53.030
**D	GIVI GLOBAL EQUITY FUND CLT AC	0	96.509	96.509
**D	ROBECO CAPITAL GROWTH FUNDS	0	1.785.229	1.785.229
**D	VONTOBEL FUND	0	1.778.814	1.778.814
**D	LGT MULTI MANAGER FUND	0	612.002	612.002
**D	UBI SICAV	0	114.924	114.924
**D	MACQUARIE -- GLOBAL LISTED INFR FD	0	185.791	185.791
**D	BROOKFIELD GLOB.LIST.REAL EST.UC.FD	0	1.626.000	1.626.000
**D	QUESTIC CAPITAL FUND	0	30.394	30.394

Azionisti: 2634 Teste: 7  
 Azionisti in proprio: 0 Azionisti in delega: 2634

SSS

## LISTA ESITO DELLE VOTAZIONE

Oggetto: Relazione sulla remunerazione

## FAVOREVOLI

Badge	Ragione Sociale	Proprio	Delega	Totale
**D	CANDRIAM GF	0	16.239	16.239
**D	OFI MULTI SELECT	0	174.584	174.584
**D	KEMPEN INTERNATIONAL FUNDS	0	1.482.650	1.482.650
**D	BLACKROCK INSTITUTIONAL POOLED FUND PLC	0	293.481	293.481
**D	NFS LIMITED TRAFALGAR COURT LES BANQUES	0	1.003.844	1.003.844
**D	SHELL TRUST BERMUDA LTD AS TRUSTEE OF THE SHELL OVERSEAS CONTRIBUTORY PENSION FUND	0	54.177	54.177
**D	NFS LIMITED TRAFALGAR COURT LES BANQUES	0	575.022	575.022
**D	SHELL TRUST (BERMUDA) LIMITED AS TRUSTEE	0	45.199	45.199
**D	SHELL TRUST (BERMUDA) LTD AS TRUSTEE OF THE SHELL OVERSEAS C.P. FUND	0	289.579	289.579
**D	DEKA INVESTMENT GMBH RE DEKASPEZIAL	0	100.000	100.000
**D	DEKA INVESTMENT GMBH RE ARIDEKA	0	2.500.000	2.500.000
**D	DEKA INVEST GMBH RE DEKA-BAV-FONDS	0	250.407	250.407
**D	DEKA INVEST RE SIGMA PLUS KONSERVATIV	0	57.882	57.882
**D	DEKA INVEST - KOMMUNAL EUROLAND BALANCE	0	986.414	986.414
**D	DEKA INVESTMENT GMBH RE DEKA-BR 75	0	124.475	124.475
**D	DEKA INVESTMENT GMBH RE DEKA-BR 55	0	35.000	35.000
**D	DEKA INVESTMENT GMBH RE DEKA-BR 35	0	134.557	134.557
**D	DEKA INVEST RE DEKA-EUROLAND BALANCE	0	3.171.750	3.171.750
**D	DEKA INVEST. RE DEKA-DIVIDENDENDISCOUNT	0	429.616	429.616
**D	DEKA INVEST RE/DEKAFUTUR-ERTRAG	0	32.000	32.000
**D	DEKA INVEST RE/DEKAFUTUR-WACHSTUM	0	7.160	7.160
**D	DEKA INVEST RE/DEKAFUTUR-CHANCE	0	47.700	47.700
**D	DEKA INVESTMENT GMBH RE DEKA-BR 100	0	123.200	123.200
**D	DEKA INVESTMENT GMBH RE DEKA-BR 85	0	1.500.000	1.500.000
**D	DEKA INVESTMENT GMBH RE DEKA	0	340.768	340.768
**D	BEROLINARENT DEKA	0	900.000	900.000
**D	DEKA INVEST DIVIDENDENSTRATEGIE CF A	0	28.500	28.500
**D	DEKA INVESTMENT GMBH RE DEKA EURO ISTOXX	0	4.842.000	4.842.000
**D	DEKA INVEST GMBH RE DEKA-PB DEFENSIV	0	1.002.521	1.002.521
**D	MAINFRANKEN WERTKONZEPT AUSGEWOGEN	0	41.345	41.345
**D	DEKA INVESTMENT GMBH DEKA MSCI EUROPE UC	0	17.000	17.000
**D	DEKA INVESTGMBH RE MSCI EUROPE LC UCITS	0	275.789	275.789
**D	DEKA BASISSTRATEGIE FLEXIBEL	0	40.363	40.363
**D	DEKA INVESTMENT GMBH RE DEKA-BASIS	0	31.870	31.870
**D	DEKA INVEST DEKA EURO STOXX 50 - UCITS	0	30.000	30.000
**D	DEKA INVESTMENT GMBH RE DEKA-DIVIDEND VA	0	3.674.746	3.674.746
**D	DEKA INVESTMENT GMBH RE DEKA-MULTIASSET INCOME	0	122.500	122.500
**D	H.E.S.T. AUSTRALIA LIMITED	0	78.000	78.000
**D	CONSTRUCTION AND BUILDING UNIONS SUPERAN	0	2.776.522	2.776.522
**D	QUEENSLAND LOCAL GOVERNMENT SUPERANNUATI	0	227.090	227.090
**D	SAS TRUSTEE CORPORATION	0	536.283	536.283
**D	SAS TRUSTEE CORPORATION	0	571.909	571.909
**D	SAS TRUSTEE CORPORATION	0	363.716	363.716

LISTA ESITO DELLE VOTAZIONE  
 Oggetto: Relazione sulla remunerazione

## FAVOREVOLI

Badge	Regione Sociale	Proprio	Delega	Totale
**D	SAS TRUSTEE CORPORATION	0	661.807	661.807
**D	UBS GLOBAL ASSET MANAGEMENT LIFE LTD	0	2.089.215	2.089.215
**D	THE BARCLAYS BANK UK RETIREMENT FUND	0	286.966	286.966
**D	GAMMA EMIRATES INVESTMENT L.L.C. EM	0	21.226	21.226
**D	IBM PERSONAL PENSION PLAN TRUST	0	700.140	700.140
**D	BELEGGINGSFONDS BELCENA	0	174.800	174.800
**D	CHINA LIFE INSURANCE (GROUP) COMPANY	0	77.721	77.721
**D	TELSTRA SUPERANNUATION SCHEME	0	779.040	779.040
**D	VANGUARD INTERNATIONAL SHARE INDEX FUND	0	121.063	121.063
**D	BLACKROCK SCREEN WHOLE INDEXED INT EQ FD	0	14.053	14.053
**D	VANGUARD GLOBAL QUANTITATIVE EQUITY FUND	0	17.442	17.442
**D	VARIABLE PORTFOLIO - LAZARD INTERNATIONAL EQUITY ADVANTAGE FUND	0	871.774	871.774
**D	ANZ ETFs EURO STOXX 50 ETF	0	8.122	8.122
**D	BT SUSTAINABLE INTERNATIONAL SHARE FUND	0	52.278	52.278
**D	TELFTRA SUPERANNUATION SCHEME	0	1.129.925	1.129.925
**D	ACCIDENT COMPENSATION CORPORATION	0	564.196	564.196
**D	CHINA LIFE INSURANCE COMPANY LIMITED	0	594.300	594.300
**D	THE BARCLAYS BANK UK RETIREMENT FUND	0	159.128	159.128
**D	BANCO CENTRAL DE TIMOR EST	0	1.180.132	1.180.132
**D	CONNECTICUT GENERAL LIFE INSURANCE COMPA	0	85.824	85.824
**D	BANCO CENTRAL DE TIMOR-LESTE (BCTL)	0	494.870	494.870
**D	THE BOEING COMPANY EMPLOYEE RETIREMENT P	0	2.393.300	2.393.300
**D	JP MORGAN FUND ICVC- JPM GLOBAL MACRO OP	0	6.444.714	6.444.714
**D	BOMBARDIER TRUST U.S. MASTER TRUST	0	273.086	273.086
**D	RETIREMENT PLAN FOR EMPLOYEES OF AETNA I	0	780.300	780.300
**D	SCHRODER GLOBAL DYNAMIC BLEND FUND	0	190.930	190.930
**D	DEKA INVEST GMBH RE A-VSA-FONDS	0	48.396	48.396
**D	THE BOEING COMPANY EMPLOYEE RETIREMENT P	0	1.530.106	1.530.106
**D	BRUNEL SHELL RETIREMENT BENEFIT FUND	0	82.108	82.108
**D	DEKA INVESTMENT MBH RE PKBMF	0	58.150	58.150
**D	DEKA MBH RE SPK-GOLDMUNZEN-SARASIN	0	51.588	51.588
**D	HARTFORD LIFE INSURANCE COMPANY	0	278.385	278.385
**D	ROCKEFELLER & CO., INC	0	310.918	310.918
**D	CHINATRUST COMMERCIAL BANK LTD. AS	0	75.796	75.796
**D	SCHRODER GLOBAL ACTIVE VALUE FUND	0	64.608	64.608
**D	ALTRIA CLIENT SERVICES MASTER RETIREMENT TRUST	0	206.900	206.900
**D	AXA OFFSHORE MULTIMANAGER FUNDS TRUST -	0	5.390	5.390
**D	JPM CHASE BANK - PB - UK CORPORATIONS	0	80.179	80.179
**D	JP MORGAN CHASE RETIREMENT PLAN	0	993.089	993.089
**D	SCHRODER GLOBAL ENHANCED INDEX FUND	0	1.360.781	1.360.781
**D	UNIVERSITY OF HONG KONG STAFF TERMINAL B	0	19.442	19.442
**D	JPMORGAN CHASE BANK N.A.	0	8.248	8.248
**D	JPMORGAN CHASE BANK N.A.	0	26.534	26.534

LISTA ESITO DELLE VOTAZIONE  
 Oggetto: Relazione sulla remunerazione

## FAVOREVOLI

Badge	Ragione Sociale	Proprio	Delega	Totale
**D	JPMORGAN INTERNATIONAL VALUE FUND	0	2.970.145	2.970.145
**D	BLACKROCK FISSION INDEXED INTL EQUITY FD	0	206.321	206.321
**D	ANZ WHOLESALE INTERN.SHARE NO. 1 FUND	0	22.888	22.888
**D	JPMORGAN INTERNATIONAL OPPORTUNITIES FUN	0	8.723.957	8.723.957
**D	BT INTERNATIONAL FUND	0	226.472	226.472
**D	BT EUROPEAN GROWTH FUND	0	257.884	257.884
**D	JPMORGAN INTREPID INTERNATIONAL FUND	0	3.332.148	3.332.148
**D	BT INSTITUTIONAL CORE GLOBAL SHARE SECTO	0	248.094	248.094
**D	QANTAS SUPERANNUATION PLAN	0	97.302	97.302
**D	MTBJ DAIDO LIFE FOREIGN EQUITY MOTHER FD	0	12.059	12.059
**D	BLACKROCK WHOLESALE INDEXED INTERNATIONA	0	542.834	542.834
**D	VANGUARD INTERNATIONAL SHARE INDEX FUND	0	2.040.574	2.040.574
**D	CAPITAL WORLD GROWTH & INCOME FUND INC	0	26.073.247	26.073.247
**D	THE INCOME FUND OF AMERICA INC	0	14.584.600	14.584.600
**D	AXA EQUITABLE LIFE INSURANCE CO	0	89.511	89.511
**D	BT INSTITUTIONAL INTERNATIONAL SHARE INT	0	670.718	670.718
**D	BT WHOLESALE CORE HEDGED GLOBAL SHARE FU	0	32.123	32.123
**D	SUPER FUNDS MANAG CORP SOUTH AUSTRALIA	0	453.000	453.000
**D	COMMINGLED PENSION TRUST FUND (INTREPID INTERNATIONAL) OF JPMORGAN CHASE BANK	0	1.263.892	1.263.892
**D	SUPERANNUATION FUNDS MANAGEMENT CORPORATION OF SOUTH AUSTRALIA	0	483.643	483.643
**D	AUSCOAL SUPERANNUATION FUND	0	329.300	329.300
**D	INTERNATIONAL GROWTH AND INCOME FUND	0	23.080.500	23.080.500
**D	BLACKROCK INTERNATIONAL ALPHA TILTS FUND	0	401.655	401.655
**D	CARBON AWARE INTERNATIONAL SHARES FUND	0	22.534	22.534
**D	WSSP INTERNATIONAL EQUITIES TRUST	0	164.475	164.475
**D	BLACKROCK INDEXED ALL-COUNTRY EQUITY FUN	0	37.837	37.837
**D	ONEPATH GLOBAL SHARES LARGE CAP UNHEDGED	0	745.395	745.395
**D	EUROPACIFIC GROWTH FUND	0	78.250.000	78.250.000
**D	CAPITAL INCOME BUILDER INC	0	31.752.779	31.752.779
**D	ANZ WHOLESALE INTERNATIONAL SHARE NO. 3	0	420.300	420.300
**D	UBS (US) GROUP TRUST	0	274.548	274.548
**D	OPTIMIX WHOLESALE GLOBAL SHARE TRUST	0	202.600	202.600
**D	LUCRE PTY LTD FOR THE LABOUR UNION CO-O	0	52.429	52.429
**D	ADVANCE INTERNATIONAL SHARE INDEX FUND	0	399.318	399.318
**D	SUPERANNUATION FUNDS MANAGEMENT CORPORATION OF SOUTH AUSTRALIA	0	68.855	68.855
**D	JPMORGAN FUND II ICVC - JPM BALANCED MAN	0	21.094	21.094
**D	UBS ASSET MANAGEMENT LIFE LTD	0	82.919	82.919
**D	WESTMINSTER ATF ARTEMIS GLOBAL GROWTH F	0	1.384.000	1.384.000
**D	JPM MULTI-ASSET INCOME FUND	0	103.197	103.197
**D	JPMORGAN FUND ICVC - JPM CAUTIOUS MANAG	0	626.321	626.321
**D	SOUTHERN COMPANY SYSTEM MASTER RETIREMEN	0	2.150.750	2.150.750
**D	ARMSTRONG WORLD INDUSTRIES INC MASTER TR	0	68.741	68.741
**D	RETIREMENT INCOME PLAN OF SAUDI ARABIAN	0	142.939	142.939

858

LISTA ESITO DELLE VOTAZIONE  
 Oggetto: Relazione sulla remunerazione

FAVOREVOLI

Badge	Ragione Sociale	Proprio	Delega	Totale
**D	FLEXSHARES STOXX GLOBAL ESG IMPACT INDEX	0	2.348	2.348
**D	ASPIRIANT RISK MANAGED GLOBAL EQUITY FUND	0	3.971	3.971
**D	MINISTRY OF STRATEGY AND FINANCE	0	29.883	29.883
**D	MINISTRY OF STRATEGY AND FINANCE	0	3.593.583	3.593.583
**D	RETIREMENT INCOME PLAN OF SAUDI ARABIAN OIL COMPANY	0	96.300	96.300
**D	RETIREMENT INCOME PLAN OF SAUDI ARABIAN OIL COMPANY	0	36.679	36.679
**D	JNL-S&P INTERNATIONAL 5 FUND	0	215.721	215.721
**D	SBC MASTER PENSION TRUST	0	470.433	470.433
**D	FLEXSHARES STOXX GLOBAL BROAD INFRASTRUC	0	3.228.860	3.228.860
**D	AOR FUNDS - AOR INTERNATIONAL MULTI-STYLE FUND CORPORATION SERVICE COMPANY	0	398.451	398.451
**D	T ROWE PRICE INTERNATIONAL EQUITY INDEX	0	274.482	274.482
**D	EQ ADVISORS TRUST: EQ/PUTNAM INTERNA	0	675.971	675.971
**D	JNL/BLACKROCK GLOBAL ALLOCATION FUND	0	1.451.111	1.451.111
**D	MFS UTILITIES FUND	0	24.723.312	24.723.312
**D	AQR FUNDS - AQR INTERNATIONAL DEFENSIVE EQUITY FUND CORPORATION SERVICE COMPANY	0	89.661	89.661
**D	SBC MASTER PENSION TRUST SEC MASTER PENSION TRUST 208	0	302.818	302.818
**D	NVIT INTERNATIONAL INDEX FUND	0	1.170.475	1.170.475
**D	FLEXSHARES MORNINGSTAR DEVELOPED MARKETS	0	333.385	333.385
**D	JNL/MELLON CAPITAL INTNL INDEX FUND	0	1.133.749	1.133.749
**D	EQ ADVISORS TST - ATM INTERNATIONAL MANA	0	850.658	850.658
**D	EQ ADVISORS TRUST - AXA TEMPLETON GLOBAL	0	95.215	95.215
**D	EQ ADVISORS TRUST-AXA GLOBAL EQ MANAGED	0	385.295	385.295
**D	NVIT MULTI-MANAGER INTERNATIONAL VALUE F	0	1.968.658	1.968.658
**D	EQ ADV. TRUST AXA INTL.CORE MANAGED VOLA	0	483.754	483.754
**D	AQR INTERNATIONAL EQUITY FUND	0	281.005	281.005
**D	AQR GLOBAL EQUITY FUND	0	57.379	57.379
**D	JNL/BROOKFIELD GLOBAL INFRASTRUCTURE FUND	0	2.218.200	2.218.200
**D	AQR FUNDS AQR TAX-MANAGED INTL MOMENTUM	0	9.323	9.323
**D	REYNOLDS AMERICAN DEFINED BENEFIT MASTER	0	396.800	396.800
**D	FUNDACAO CALOUSTE GULBENKIAN	0	206.497	206.497
**D	FIDELITY CENTRAL INVESTMENT PORTFOLIOS L	0	2.144.571	2.144.571
**D	GOLDMAN SACHS TRUST - GOLDMAN SACHS DYNAMIC ALLOCATION FUND	0	406.618	406.618
**D	GOLDMAN SACHS TRUST-G.S.INTL.TAX MANAGED	0	3.267.978	3.267.978
**D	GOLDMAN SACHS TRUST- GOLDMAN SACHS INTER	0	233.525	233.525
**D	GOLDMAN SACHS STRATEGIC INTERNATIONAL EQ	0	599.820	599.820
**D	PETERCAM B FUND	0	70.000	70.000
**D	THE MASTER TRUST BANK OF JAPAN LTD	0	9.812.150	9.812.150
**D	THE MASTER TRUST BANK OF JAPAN LTD	0	8.354.295	8.354.295
**D	THE MASTER TRUST BANK OF JAPAN, LTD AS TRUSTEE FOR MUTB400045796	0	9.952.576	9.952.576
**D	JPMORGAN LIFE LIMITED	0	84.259	84.259
**D	JPMORGAN LIFE LIMITED	0	30.140	30.140
**D	SANLAM LIFE AND PENSIONS UK LIMITED	0	342.714	342.714
**D	STICHTING SHELL PENSIOENFONDS	0	2.769.674	2.769.674

859



LISTA ESITO DELLE VOTAZIONE

Oggetto: Relazione sulla remunerazione

FAVOREVOLI

Badge	Regione Sociale	Proprio	Delega	Totale
**D	SHELL PENSIONS TRUST LIMITED AS TRUSTEE OF SHELL CONTRIBUTORY PENSION FUND	0	1.572.238	1.572.238
**D	TFL PENSION FUND	0	2.710.456	2.710.456
**D	PLUMBING & MECHANICAL SERV (UK) INDUSTRY	0	26.588	26.588
**D	SOMERSET COUNTY COUNCIL PENSION FUND	0	220.482	220.482
**D	STICHTING ALGEMEEN PENSIOENFONDS PROVINSU	0	101.800	101.800
**D	THE MASTER TRUST BANK OF JAPAN, LTD. AS TRUSTEE FOR MUTB4000045792	0	8.402.055	8.402.055
**D	VANGUARD TOTAL INTERNATIONAL STOCK INDEX	0	93.434.868	93.434.868
**D	PRUDENTIAL LEGACY INSURANCE COMPANY OF N	0	546.993	546.993
**D	MASTER TRUST BANK OF JAPAN, LTD. PENSION	0	9.676.019	9.676.019
**D	THE MASTER TRUST BANK OF JAPAN LTD	0	9.803.313	9.803.313
**D	VANGUARD FID COMPANY EUROPEAN STOCK INDE	0	430.918	430.918
**D	GOVERNMENT SUPERANNUATION FUND	0	1.482.312	1.482.312
**D	DEKA INVEST RE VSINVESTMENT GOCH-FONDS	0	150.000	150.000
**D	DEKA INVEST RE DEKA TRUST BALANCED-FONDS	0	170.929	170.929
**D	DEKA A-DIM-WETZLAR-FONDS	0	36.096	36.096
**D	DEKA A-DIM-WETZLAR-BALANCED-FONDS	0	27.900	27.900
**D	DEKA INVESTMENT GMBH RE SAPHIR-FONDS	0	21.100	21.100
**D	DEKA FUNDMASTER INVESTMENTGESELLSCHAFT M	0	17.913	17.913
**D	A-DOR-FONDS	0	79.227	79.227
**D	DEKA INVESTMENT GMBH RE DOHAMUN-FONDS DER IHK ZU DORTMUND	0	5.650	5.650
**D	DEKA INVESTMENT GMBH RE AWB-ES-FONDS	0	14.525	14.525
**D	DEKA INVEST GMBH DRUPA-FONDS	0	8.889	8.889
**D	DEKA INVESTMENT GMBH RE EFFRUENDE INVEST	0	9.544	9.544
**D	DEKA INVESTMENT GMBH RE DBU SARASIN GLOB	0	127.696	127.696
**D	DEKA INVEST RE DEKA-ZMV-FONDS	0	31.500	31.500
**D	DEKA INVESTMENT GMBH RE STADTRAHN-FONDS	0	18.629	18.629
**D	DEKA INVEST REGIONALE-WUPPERTAL-FONDS	0	26.479	26.479
**D	DEKA INVESTMENT GMBH RE DEKA-KSG-FONDS	0	10.560	10.560
**D	DEKA INVEST MAULBRONN-STROMBERG-FONDS	0	19.836	19.836
**D	DEKA INVEST RE KOMMUNAL-TUT-BALANCED -FO	0	42.550	42.550
**D	DEKA INVESTMENT GMBH RE VER 03-FONDS	0	10.468	10.468
**D	KIRCHHEIM UNTER TECK FONDS	0	8.000	8.000
**D	DEKA INVEST GMBH RE BODENSEE-FONDS	0	7.000	7.000
**D	DEKA INVESTMENT GMBH RE DEKA-BR 20	0	11.611	11.611
**D	DEKA INVEST. GMBH RE A-KLB-MASTERFONDS	0	686.300	686.300
**D	DEKA INVEST RE PRIVAT VORSORGE AS-FONDS	0	320.000	320.000
**D	DEKA INVESTMENT GMBH RE PRODEKA	0	284.000	284.000
**D	DEKA INVEST GMBH RE AGR DENA I	0	50.031	50.031
**D	DEKA INVEST GMBH RE DEKA-CUX-LCH-FONDS	0	20.000	20.000
**D	DEKA INVESTMENT GMBH RE A-KSK FULDA-FOND	0	55.000	55.000
**D	DEKA INVESTMENT GMBH RE MER-MASTERFONDS	0	116.306	116.306
**D	DEKA INV RE MKG DEUTSCHLAND BALANCE	0	4.300	4.300
**D	DEKA INVEST. GMBH RE A-HAM-FONDS	0	39.399	39.399

860

LISTA ESITO DELLE VOTAZIONE  
 Oggetto: Relazione sulla remunerazione

FAVOREVOLI

Badge	Ragione Sociale	Proprio	Delega	Totale
**D	DEKA INVESTMENT GMBH TRIANON-FONDS AKTIE	0	46.981	46.981
**D	DEKA INVEST. A-NORDHAUSEN 2-FONDS	0	60.300	60.300
**D	DEKA INVESTMENT GMBH RE S BROKER 1 FONDS	0	43.000	43.000
**D	DEKA INV. GMBH RE A-GOLDENE AUE-FONDS	0	75.000	75.000
**D	DEKA INVESTMENT GMBH RE A-SKGO-FONDS	0	20.000	20.000
**D	DEKA INVESTMENT GMBH RE LANDSBERG-FONDS	0	43.400	43.400
**D	DEKA INVESTMENT GMBH RE A-ASD-FONDS	0	26.600	26.600
**D	DEKA INVESTMENT GMBH RE A-AMISIA-FONDS	0	85.000	85.000
**D	DEKA INVESTMENT GMBH RE GRAF ENGELBERT I	0	96.816	96.816
**D	DEKA INVESTMENT GMBH RE TUT-MASTERFONDS	0	20.000	20.000
**D	DEKA INVESTMENT GMBH RE A-BAD HERSFELD-FONDS	0	24.000	24.000
**D	DEKA INVESTMENT GMBH RE A WITTRING ICR FONDS	0	13.950	13.950
**D	DEKA INVESTMENT GMBH RE DEKA VALUE PLUS	0	214.211	214.211
**D	RAGS-FUNDMASTER	0	100.347	100.347
**D	KAPITALFORENINGEN PENSAM INVEST PSI 30 EUROPAEISKE AKTIER	0	1.367.405	1.367.405
**D	KAPITALFORENINGEN PENSAM INVEST PSI	0	44.760	44.760
**D	DEAM FONDS VVK 2	0	22.521	22.521
**D	DEAM-FONDS MMII DEUT ASSET MAN INV	0	178.122	178.122
**D	ALLIANZGI-FONDS DSPT	0	602.914	602.914
**D	UKA-FONDS	0	141.870	141.870
**D	SCHRODER DIVERSIFIED GROWTH FUND	0	184.862	184.862
**D	THE MASTER TRUST BANK OF JAPAN LTD	0	325.174	325.174
**D	BUREAU OF LABOR FUNDS-LABOR PENSION FUND	0	1.439.557	1.439.557
**D	BUREAU OF LABOR FUNDS-LABOR INSURANCE FUND	0	966.239	966.239
**D	BUREAU OF LABOR FUNDS-LABOR INSURANCE FUND	0	80.895	80.895
**D	NATIONWIDE INTERNATIONAL INDEX FUND	0	853.299	853.299
**D	STICHTING ASR BEWAARDER	0	1.385.753	1.385.753
**D	JPMORGAN EUROPEAN INVESTMENT TRUST PLC	0	384.708	384.708
**D	KAPITALFORENINGEN ISTITUTIONEL INVESTOR EUROPAEISKE AKTIER	0	177.387	177.387
**D	PENSIONS KASSEN FOR BORNE-OG UNGDOMS	0	393.450	393.450
**D	STATE OF WYOMING	0	345.106	345.106
**D	TRUST AND CUSTODY SERVICED BANK LIMITED	0	1.596.246	1.596.246
**D	DEKA INV RE HASPA POTENZ GERMANY NOMALF	0	68.000	68.000
**D	DEKA INTL S.A GLOBALE AKTIEN LOWRISK	0	277.360	277.360
**D	INTERNATIONAL FUND MANAGEMENT S.A.	0	24.010	24.010
**D	DEKA INTERNATIONAL S.A. RE DEKA-EUROSTOC	0	2.613.821	2.613.821
**D	DEKA INTERNATIONAL S.A. RE DEKA-EURO PAGARANT	0	620.303	620.303
**D	DEKA INTERNATIONAL S.A. RE DEKA PRIVATE	0	4.600	4.600
**D	DEKA INTERNATIONAL S.A. RE DEKALUX-EUROPA	0	580.000	580.000
**D	DEKA INTERNATIONAL S.A. RE DEKA-EUROPAVA	0	183.800	183.800
**D	INTERNATIONAL FUND MANAGEMENT S.A. RE IFM	0	3.170.000	3.170.000
**D	INTERNATIONAL FUND MANAGEMENT S.A. RE IFM	0	520.000	520.000
**D	EQ ADV TRUST EQ/INT. EQ. INDEX PORTFOLIO	0	2.088.879	2.088.879

861

LISTA ESITO DELLE VOTAZIONE  
 Oggetto: Relazione sulla remunerazione

FAVOREVOLI

Badge	Ragione Sociale	Proprio	Delega	Totale
**D	EQ.ADVISORS TRUST-AXA/AB DYNAMIC GROWTH	0	326.760	326.760
**D	EQ ADVISORS TRUST-AXA INTL-MANAGED VOLAT	0	1.101.126	1.101.126
**D	BOILERMAKERS NATIONAL ANNUITY TRUST	0	79.378	79.378
**D	VANTAGE TRUST III MASTER COLLECTIVE INVES	0	3.039.866	3.039.866
**D	THE MASTER TRUST BANK OF JAPAN LTD	0	166.988	166.988
**D	STICHTING PENSIOENFONDS VOOR HUISARTSEN	0	478.380	478.380
**D	THE MASTER TRUST BANK OF JAPAN	0	170.266	170.266
**D	BUREAU OF LABOR FUNDS-LABOR INSURANCE FUND	0	208.295	208.295
**D	BUREAU OF LABOR FUNDS - LABOR RETIREMENT FUND	0	54.304	54.304
**D	BUREAU OF LABOR FUNDS - LABOR RETIREMENT	0	18.597	18.597
**D	BUREAU OF LABOR FUNDS - LABOR RETIREMENT	0	695.708	695.708
**D	MISSOURI EDUCATION PENSION TRUST	0	363.805	363.805
**D	CITY OF PHILADELPHIA PUBLIC RETIREMENT	0	7.280.566	7.280.566
**D	NEW YORK STATE COMMON RETIREMENT FUND	0	78.074	78.074
**D	ALLIANZ BEST STYLES GLOBAL AC EQUITY FUN	0	388.919	388.919
**D	FIDELITY INVESTMENT FUNDS - FIDELITY	0	893.142	893.142
**D	SCHRODER QEP GLOBAL CORE FUND	0	411.865	411.865
**D	SCHRODER QEP GLOBAL ACTIVE VALUE FUND	0	109.309	109.309
**D	FIDELITY INVESTMENT FUNDS - FIDELITY MONEYBUILDER WORLD INDEX FUND	0	96.828	96.828
**D	MASTER TRUST FOR NATIONAL PENSION FD	0	155.632	155.632
**D	THE MASTER TRUST BANK OF JAPAN LTD	0	67.021	67.021
**D	TRUST AND CUSTODY SERVICED BANK LIMITED	0	36.108	36.108
**D	COLUMBIA CAPITAL ALLOCAT.MODERATE CONSER	0	40.290	40.290
**D	COLUMBIA CAPITAL ALLOCATION AGGRESSIVE P	0	23.622	23.622
**D	COLUMBIA CAPITAL ALLOCATION CONSERVATIVE	0	17.304	17.304
**D	JPMORGAN INSURANCE TRUST GLOBAL ALLOCATI	0	290.499	290.499
**D	JPMORGAN DIVERSIFIED FUND	0	1.422.428	1.422.428
**D	JPMORGAN INCOME BUILDER FUND	0	80.830	80.830
**D	COMMINGLED PEN TR FD INTL(RES.ENHAN.IND)	0	4.407.658	4.407.658
**D	COMMINGLED PENSION TR FUN INT OPPORTUNIT	0	2.413.502	2.413.502
**D	JPMORGAN INTERNAT.RESEARCH ENHANCED EQUI	0	29.398	29.398
**D	MFS GLOBAL ALTERNATIVE STRATEGY FUND	0	524.701	524.701
**D	JPMORGAN GLOBAL ALLOCATION FUND	0	3.225.979	3.225.979
**D	JPMORGAN GLOBAL RESEARCH ENHANCED INDEX FUND	0	10.045	10.045
**D	PGIM INVESTMENTS INC THREE GATEWAY CENTE	0	90.232	90.232
**D	MFS INTERNATIONAL RESEARCH EQUITY LLC	0	3.936	3.936
**D	PROVEDA GLOBAL EQUITY, LP	0	86.564	86.564
**D	MMA PRAXIS INTERNATIONAL INDEX FUND	0	550.878	550.878
**D	NEW MEXICO STATE INVESTMENT COUNCIL	0	23.959	23.959
**D	JPMORGAN DIVERSIFIED REAL RETURN FUND	0	95.760	95.760
**D	OWENS CORNING DEFINED BENEFIT MAS TR	0	762.716	762.716
**D	VERMONT PENSION INVESTMENT COMMITTEE	0	103.349	103.349
**D	DELTA MASTER TRUST	0	43.817	43.817
**D	RETIREMENT PLAN FOR EMPLOYEES OF AETNA I	0		

862

Azionisti: 2634 Teste: 0  
 Azionisti in proprio: 2634 Azionisti in delega: 0

LISTA ESITO DELLE VOTAZIONE  
 Oggetto: Relazione sulla remunerazione

FAVOREVOLI

Badge	Ragione Sociale	Proprio	Delega	Totale
**D	KATHERINE C. MOORE CHARITABLE LEAD ANNUITY TRUST II	0	6.060	6.060
**D	JPMORGAN DIVERS RETURN EU EQUIT ETF	0	26.120	26.120
**D	PROSHARES HEDGED FTSE EUROPE ETF	0	3.668	3.668
**D	O'SHARES FTSE EUROPE QUALITY DIVIDEND ET	0	54.810	54.810
**D	DUKE ENERGY RETIREMENT SAVINGS PLAN	0	396.100	396.100
**D	THE KATHERINE MOORE REVOCABLE TRUST	0	15.133	15.133
**D	OPPENHEIMER MACQUARIE GLOBAL INFRASTRUCR	0	57.795	57.795
**D	MULTI-MAN DIRECT ALTERNATIVE STRATE FUND	0	171.889	171.889
**D	VALEO NORTH AMERICA, INC. MASTER PENSION	0	65.067	65.067
**D	FIDELITY INVESTMENTS MONEY MANAGEMENT INC	0	8.517	8.517
**D	SCHRODER GLOBAL MULTI-CAP VALUE PORTFOLIO L.P	0	24.270	24.270
**D	NEW MEXICO STATE INVESTMENT COUNCIL	0	1.121.765	1.121.765
**D	JAB CONSOLIDATED LTD	0	1.426	1.426
**D	JFB I LTD	0	1.345	1.345
**D	FM KIRBY DTD TRUST 1/3/75 FBO JEFFERSON W KIRBY	0	6.506	6.506
**D	FM KIRBY TRUST DTD 1/3/75 FBO S DILLARD KIRBY	0	8.853	8.853
**D	F.M.KIRBY TRUST DATED 1/3/75 FBO FRED M. KIRBY III	0	6.505	6.505
**D	UBS FTSE RAFI DEVELOPED 1000 INDEX FUND	0	304.555	304.555
**D	LA CAISSE COMMUNE DES COMMISSIONS DES REGIMES DES EMPLOYES MANUELS DE LA VILLE DE MONTREAL	0	99.894	99.894
**D	THE PHASE INVESTMENT FUND	0	65.696	65.696
**D	LABORERS PENSION FUND OF WESTERN CANADA	0	136.800	136.800
**D	AURION INTERNATIONAL DAILY EQUITY FD	0	38.574	38.574
**D	SHELL CANADA 2007 PENSION TRUST	0	205.878	205.878
**D	SUN LIFE MFS LOW VOLATILY INTERNATION	0	119.297	119.297
**D	MANULIFE ASSET MANAGEMENT GLOBAL FUND	0	801.495	801.495
**D	MANULIFE GLOBAL DIVIDEND GROWTH FUND	0	770.293	770.293
**D	REGIME DE RETRAITE DE L'UNIVER DU QUEBEC	0	182.066	182.066
**D	THE BOMBARDIER TRUST (UK)	0	1.604.605	1.604.605
**D	BOMBARDIER TRUST(CANADA) GLOBAL EQUIT FU	0	443.880	443.880
**D	BOMBARDIER TRUST (CANADA) REAL RETURN AS	0	1.109.026	1.109.026
**D	THE BOMBARDIER TRUST (UK)	0	120.322	120.322
**D	BOMBARDIER TRUST(CANADA) GLOBAL EQUIT FU	0	171.679	171.679
**D	BROOKFIELD GLOBAL INFRASTRUCTURE SECURIT	0	340.600	340.600
**D	BROOKFIELD GLOBAL LISTED INFRASTRUCTURE	0	827.900	827.900
**D	DOFASCO EMPLOYEES SAV & PRO SHARING FUND	0	55.424	55.424
**D	ARCELORMITTAL DOFASCO INC HYBRID PLAN	0	238.697	238.697
**D	EL FINANCIAL CORPORATION LIMITED	0	159.800	159.800
**D	EL FINANCIAL CORPORATION LIMITED	0	445.000	445.000
**D	ELECTRICAL INDUSTRY PENS TR FUND ALBERTA	0	75.200	75.200
**D	FONDS DE SOLIDARITE DES TRAV.QUEBEC FTQ	0	153.447	153.447
**D	FONDS COMMON REG RETRAITE UNIVERSIT LAV	0	45.310	45.310
**D	FUT15 FONDS INDUSTRIELLE ALLIANCE	0	75.939	75.939
**D	PERPETUAL ECONOMIC DIVERSIF. GLOBAL EQUI	0	94.760	94.760

863

LISTA ESITO DELLE VOTAZIONE  
 Oggetto: Relazione sulla remunerazione

FAVOREVOLI

Badge	Ragione Sociale	Proprio	Delega	Totale
**D	CUSTOM PORTFOLIO SOLUTIONS GLOBAL MAN T	0	5.247	5.247
**D	MACQUARIE GLOBAL INFRASTRUCTURE INCOME F	0	88.367	88.367
**D	HEXAVEST EUROPE FUND	0	2.255.514	2.255.514
**D	HEXAVEST EUROPEAC FUND	0	94.130	94.130
**D	REGIME DE RETRAITE D HYDRO QUEBEC	0	615.700	615.700
**D	PERPETUAL PRIVATE INTERNAT SHARE FUND	0	569.700	569.700
**D	PAVILLON INTERNAT FOCUSED EQUITY POOL	0	73.800	73.800
**D	MANULIFE INTERNATIONAL EQUITY INDEX FUND	0	33.427	33.427
**D	MANULIFE INVESTMENT EXCHANGE FUND CORP	0	252.000	252.000
**D	MANULIFE GLOBAL INFRASTRUCTURE FUND	0	724.900	724.900
**D	MANULIFE SOBEYS GLOBAL EQUITY FUND UT	0	341.400	341.400
**D	MANULIFE GLOBAL ENHANCED EQUITY FUND AQR	0	3.175	3.175
**D	MFS GLOBAL RESEARCH FUND	0	805.248	805.248
**D	MFS CANADIAN EQUITY PLUS FUND	0	14.229	14.229
**D	ASSOCIATION BIENF RETR POL VILLE MONTREA	0	86.200	86.200
**D	NATWEST DEP SW SVSTPI IBI GS C	0	318.480	318.480
**D	REG RETR EML MANUELS VILLE MONTREAL	0	230.393	230.393
**D	PACIFIC SALMON COMMISSION LSV	0	94.300	94.300
**D	CIDEL BANK & TRUST INC AS TRUSTEE	0	35.645	35.645
**D	NORFOLK PENSION FUND	0	1.146.240	1.146.240
**D	M AND S WORLDWIDE MANAGED FUND WORL	0	350.434	350.434
**D	SOUTH YORKSHIRE PENSIONS AUTHORITY	0	1.270.000	1.270.000
**D	WEST MIDLANDS METROPOLITAN AUT PENS FD	0	1.942.000	1.942.000
**D	WEST YORKSHIRE PENSION FUND	0	1.750.000	1.750.000
**D	CITY E COUNTY OF SWANSEA PENSION FUND	0	277.472	277.472
**D	HENDERSON INTERNATIONAL INCOME TRUST PLC	0	891.500	891.500
**D	BBC PENSION SCHEME	0	1.268.300	1.268.300
**D	NATIONAL GRID UK PENSION SCHEME	0	1.622.846	1.622.846
**D	PHOENIX UNIT TRUST MANAGERS EURO	0	262.486	262.486
**D	PHOENIX UNIT TRUST MANAGERS BOTHWELL EUROPE FUND	0	4.438.396	4.438.396
**D	DE SHAW VALUE ALL COUNTRY ALPHA EXTENSION FUND	0	242.487	242.487
**D	KBI GLOBAL RESOURCES SOLUTIONS CIT	0	36.246	36.246
**D	JPMORGAN MULTI BALANCED FUND	0	201.595	201.595
**D	DPAM CAP B EQU EMU INDEX	0	1.584.964	1.584.964
**D	DPAM DBI-RFD EQUITIES EMU	0	164.339	164.339
**D	DPAM CAP B EQU EUROPE IND	0	587.081	587.081
**D	II EQUITIES EURO	0	535.000	535.000
**D	DPAM CAP B EQU EMU BEH VAL	0	3.000.000	3.000.000
**D	SCHWAB INTERNATIONAL INDEX FUND	0	1.918.958	1.918.958
**D	THE MASTER TRUST BANK OF JAPAN LTD	0	132.000	132.000
**D	JAPAN TRUSTEE SERVICES BANK LTD	0	103.608	103.608
**D	SCHWAB FUNDAMENTAL INTER LARGE COMP IN F	0	1.410.149	1.410.149
**D	THE MASTER TRUST BANK OF JAPAN LTD	0	252.000	252.000

864

LISTA ESITO DELLE VOTAZIONE  
 Oggetto: Relazione sulla remunerazione

FAVOREVOLI

Badge	Regione Sociale	Proprio	Delega	Totale
**D	HSBC POOLED INVESTMENT FUND, HSBC POOLED EUROPEAN EQUITY FUND	0	7.274.060	7.274.060
**D	SHENPP EURO INDEX SECURITY MASTER INVEST	0	78.057	78.057
**D	AG2R REUNICA PREVOYANCE	0	320.000	320.000
**D	BNPP RETRAITE RESPONSABLE 2031 2033	0	62.055	62.055
**D	IRCOM RETRAITE DIVERSIFE	0	260.000	260.000
**D	FCPE GPE EMC FCE DIV BNP	0	43.857	43.857
**D	FCPE LIMACTIF	0	65.263	65.263
**D	FCPE LESAFERE EQUILIBRE RESPO AND SOLIDA	0	118.152	118.152
**D	FCPE BMS ACTIONS	0	88.959	88.959
**D	BNP PARIBAS RETRAITE 2025 2027	0	201.655	201.655
**D	FCP BNP PARIBAS ACTIONS EUROLAND	0	906.066	906.066
**D	FCP BNP PARIBAS ACTIONS EUROPE	0	31.976	31.976
**D	FCP NATIO-FONDS COLLINE 1	0	3.794.277	3.794.277
**D	BNP EURO VALEURS DURAB	0	1.186.976	1.186.976
**D	ALM ACT ZONE EUR ISR	0	2.700.000	2.700.000
**D	FCPE SAUR EPARGNE	0	177.502	177.502
**D	FCPE FDS DIVERSIF.FEL 1	0	35.963	35.963
**D	FCP ALM ACTIONS EURO	0	3.340.000	3.340.000
**D	FCP NF COLLINES INVEST 3	0	2.587.012	2.587.012
**D	BNP PARIBAS RETRAITE	0	67.897	67.897
**D	BNP PARIBAS RETRAITE 75	0	233.183	233.183
**D	BNP PARIBAS RETRAITE 100	0	775.026	775.026
**D	FCPE MULTIPAR EQ. SOC. RES	0	732.543	732.543
**D	FCPE MULTIPAR ACTS SR	0	1.159.314	1.159.314
**D	BNP PARIBAS EUROPE DIV RESPONSABLE	0	1.145.408	1.145.408
**D	MULTIPAR SOLIDAIRE DYNA SR	0	1.652.941	1.652.941
**D	BNP PARIBAS ACT EUR RESP	0	1.904.470	1.904.470
**D	FCP CAMGEST VALEURS EURO	0	567.632	567.632
**D	FCPE HORIZON EP. ACTION	0	54.155	54.155
**D	FCP GERISO	0	19.191	19.191
**D	FCP DIVERS D&O CAMGEST	0	87.621	87.621
**D	FCP LITHIUM	0	899.357	899.357
**D	BNPP RETR RESP 2025 2027	0	73.342	73.342
**D	BNPP RET RESP 2028 2030	0	56.653	56.653
**D	FCPE HARMONY	0	68.937	68.937
**D	CRCEF BNPP AM	0	175.018	175.018
**D	MAIF INVEST RESPO EUROPE	0	388.377	388.377
**D	GROUPAMA GAN VIE	0	632.260	632.260
**D	FCP GROUPAMA FCRI	0	108.752	108.752
**D	FCP PARIS VAL DE LOIRE ACTIONS EURO	0	120.902	120.902
**D	FCP GROUPAMA RHONES ALPES AUVERGNE	0	20.855	20.855
**D	FCP GROUPAMA GRAND EST	0	34.615	34.615
**D	FCP GROUPAMA LOIRE BRETAGNE	0	27.808	27.808

Azionisti: 2634 Teste: 7  
 Azionisti in proprio: 0 Azionisti in delega: 2634

865

LISTA ESITO DELLE VOTAZIONE  
 Oggetto: Relazione sulla remunerazione

## FAVOREVOLI

Badge	Ragione Sociale	Proprio	Delega	Totale
**D	FCPE GERP DEV DUR EQUILIBRE	0	304.000	304.000
**D	FCP GAN FRANCE SELECT	0	91.178	91.178
**D	FCP TA-ITA OBBLIGAZIONI	0	90.865	90.865
**D	FCP GROUPAMA CR GENOVA 1	0	146.039	146.039
**D	FCP GROUPAMA CR ACTIONS EUROS	0	104.143	104.143
**D	FCP GR.NORD EST ACTIONS	0	88.912	88.912
**D	FCP WALLON	0	142.952	142.952
**D	FCP GROUPAMA DEPENDANCE	0	19.536	19.536
**D	FCP GROUPAMA AAEA	0	51.861	51.861
**D	FCP GAN EUROSTRATEGIE	0	104.603	104.603
**D	FCP ASTORG CROISSANCE EMERGING	0	247.666	247.666
**D	FCPE GROUPAM EPARGNE RESPONSABLE PERSPEC	0	360.000	360.000
**D	FCPE GROUPAMA EPARGNE RESPONSABLE	0	355.300	355.300
**D	FCP GROUPAMA LOIRE BRETAGNE 2	0	15.367	15.367
**D	FCP MICHELET UK TUNNEL	0	30.849	30.849
**D	FCP ASTORG FLEXIBLE ALLOCATION	0	186.423	186.423
**D	FCP ASTORG TUNNEL STX	0	534.780	534.780
**D	AGIPI MONDE DURABLE	0	257.829	257.829
**D	FCP AIR FRANCE IFC	0	68.548	68.548
**D	AXA INTERNATIONAL ACTIONS	0	9.000	9.000
**D	FCP AXIVA ACTION 1	0	61.645	61.645
**D	AXA ROSENBERGER INTERNATIONAL	0	246.000	246.000
**D	AXA ROSENBERG EUROBL0C	0	2.775.000	2.775.000
**D	FCP SAKKARAH 7	0	172.520	172.520
**D	BARYUM QUANT FCP	0	567.000	567.000
**D	GA FUND L	0	17.219	17.219
**D	PARVEST	0	696.148	696.148
**D	BNP PARIBAS LI	0	5.748.072	5.748.072
**D	PARVEST	0	563.034	563.034
**D	AXA LEBEN AG	0	540.386	540.386
**D	AXA VERSICHERUNGEN AG	0	408.000	408.000
**D	CM EUROPE ACTIONS	0	102.000	102.000
**D	FCP CIC TECHNO COM	0	232.838	232.838
**D	FCP UNION EUROPE	0	127.000	127.000
**D	UNION EUROPE VALUE	0	1.763.359	1.763.359
**D	FCP CM ACTIONS EURO	0	1.361.042	1.361.042
**D	FCP UNION LONG SHORT EUROPE	0	1.132.155	1.132.155
**D	JO HAMRO CAPITAL MANAGEMENT UMBRELLA FU	0	104.989	104.989
**D	CAPITAL GROUP ABSOLUTE INCOME GROWER COM	0	2.451.255	2.451.255
**D	CAPITAL GUARDIAN ALL COUNTRY WORLD EQUITY FUND FOR TAX - EXEMPT TRUSTS	0	257.492	257.492
**D	IQ ESSENTIAL BETA FUND LTD	0	7.750	7.750
**D	CAPITAL GROUP EMPLOYEE BENEFIT INV.TRUST	0	72.882	72.882
**D		0	1.177.079	1.177.079

Azionisti: 2634 Teste: 7  
 Azionisti in proprio: 0 Azionisti in delega: 2634

LISTA ESITO DELLE VOTAZIONE  
 Oggetto: Relazione sulla remunerazione

## FAVOREVOLI

Badge	Ragione Sociale	Proprio	Delega	Totale
**D	CAPITAL INTERNATIONAL WORLD EQUITY	0	47.367	47.367
**D	STATE FARM MUTUAL AUTOMOBILE INS.CO	0	93.148	93.148
**D	EQ ADVISORS TRUST - AXA SMARTBETA EQUITY	0	3.000	3.000
**D	PUBLIC EMPLOYERS RETIREMENT SYSTEM OF OH	0	3.755.946	3.755.946
**D	GREATER MANCHESTER PENSION FUND	0	735.817	735.817
**D	NEW YORK STATE COMMON RETIREMENT FUND	0	467.446	467.446
**D	AXA ROSENBERG EUROPEAN FUND	0	105.000	105.000
**D	AXA ROSENBERG GLOBAL FUND	0	489.000	489.000
**D	STATE FARM INSURANCE CO EMPLO.RET TS	0	129.685	129.685
**D	STATE FARM INSURANCE CO EMPLO.RET TS	0	3.000	3.000
**D	1290 FUNDS - 1290 SMARTBETA EQUITY FUND	0	185.904	185.904
**D	CAPITAL GUARDIAN INTERNATIONAL (NON US)	0	30.500	30.500
**D	CAPITAL GUARDIAN GLOBAL EQUITY FUND	0	222.603	222.603
**D	NBIMC EAFE EQUITY INDEX FUND - CLASS N	0	42.000	42.000
**D	AXA INSURANCE UK PLC	0	705.000	705.000
**D	AXA INSURANCE LIMITED	0	494.560	494.560
**D	FTSE ALL WORLD INDEX FUND	0	46.000	46.000
**D	CENTRAL FINANCE BOARD METHODIST CHURCH	0	247.618	247.618
**D	FLF STRATEGIC GLOBAL EQUITY FUND	0	269.678	269.678
**D	REASSURE LIMITED	0	1.476.059	1.476.059
**D	HSBC EUROPEAN INDEX FUND	0	111.000	111.000
**D	AXA GLOBAL DISTRIBUTION FUND	0	343.554	343.554
**D	HSBC INSTITUTIONAL TRUST SERVICES	0	455.762	455.762
**D	HSBC ETFs PLC	0	533.680	533.680
**D	HSBC GLOBAL INVESTMENT FUNDS	0	452.429	452.429
**D	HSBC GLOBAL INVESTMENT FUNDS EUROPEAN EQ	0	79.903	79.903
**D	HSBC GLOBAL INVESTMENT FUNDS	0	79.300	79.300
**D	SEL SYSTEMATIC FIN MGMT MSTF	0	976.801	976.801
**D	LOMBARD ODIER FUNDS (SWITZERLAND) SA I3D	0	1.151.702	1.151.702
**D	TRUST E CUSTODY SERVICES BANK LTD	0	208.301	208.301
**D	TRUST & CUSTODY SERVICES BANK LTD AS TRUSTEE FOR PENSION INVESTMENT FUND TRUST NUMBER 21	0	52.600	52.600
**D	MHTB (LUX)/TMA UMBRELLA FUND-GLOBAL EQUI	0	1.462	1.462
**D	NIKKO AM INVESTMENT TRUST (LUXEMBOURG) - NIKKO AM INTECH KOKUSAI FUND	0	69.900	69.900
**D	TMA UMBRELLA FD-TMA ACWI EX-JAPAN PORTF.	0	369.589	369.589
**D	ASR LEVENVERZEKERING N.V.	0	335.575	335.575
**D	ASR EURO AANDELEN POOL (ASSETS)	0	1.161.685	1.161.685
**D	AMEV LEVEN BELEGGINGEN	0	153.521	153.521
**D	AMERSF ALG BELEGGINGEN INZAKE AOV	0	20.732	20.732
**D	ASR AANVULLENDE ZIETEKOSTENVERZEKERING	0	9.498	9.498
**D	EUROPEESCHE VERZEKERING MAATSCHAPPIJ NV	0	262.616	262.616
**D	AMEV SCHADE BELEGGINGEN	0	199.341	199.341
**D	AXENT NABESTAANDENZORG N.V.	0	120.429	120.429
**D	ASR LEVENVERZEKERING DE EENDRAGT PENSTIO	0	3.267.941	3.267.941
**D	SWISSCANIO FONDSLEITUNG AG	0		

Azionisti:  
 Azionisti in proprio:

2634 Teste:  
 0 Azionisti in delega:

7  
 2634

Pagina 24



LISTA ESITO DELLE VOTAZIONE  
 Oggetto: Relazione sulla remunerazione

FAVOREVOLI

Badge	Ragione Sociale	Proprio	Delega	Totale
**D	SWISS NATIONAL BANK	0	28.906.619	28.906.619
**D	GLOBAL INFRASTR DIV FOCUS EQUITY FUND	0	7.911.592	7.911.592
**D	PHITRUST ACTIVE INVESTORS EURO ACTIVE INVESTORS FUND	0	19.422	19.422
**D	HSBC EUROPEAN GROWTH FUND	0	1.320.817	1.320.817
**D	HSBC BALANCED FUND	0	187.646	187.646
**D	AI DEVELOPED EUROPEAN EX UK EQUITY	0	390.853	390.853
**D	GAM INVESTMENT MANAGEMENT (SWITZERLAND) LTD.	0	235.540	235.540
**D	D.E SHAW COUNTRY GLOBAL ALPHA EXTENSION PORTFOLIOS LLC	0	9.013	9.013
**D	DIVERSIFIE ACTIONS 50-65 DU CD	0	16.788	16.788
**D	ALAS INV SERVICESMONDRIAN INV	0	224.261	224.261
**D	DREYFUS VARIABLE INTERNATIONAL VAL	0	121.052	121.052
**D	AZL NFJ INTERNATIONAL VALUE FUND	0	33.339	33.339
**D	FTB FBO MEA ADVANCE INVEST MANAGERS	0	51.566	51.566
**D	BOK TRANSO ENERGY EMP WEL BEN TR	0	11.800	11.800
**D	RETCCL GRPF RUSSELL MOMENTUM	0	197.247	197.247
**D	DEUTSCHE XTRKS MSCI ALL WORLD HDG	0	38.027	38.027
**D	BNYMCIL CGF EUR EQ FD	0	225.000	225.000
**D	BNYMCIL MK DIVGRFFD	0	3.180	3.180
**D	DREYFUS GLOBAL INFRASTRUCTURE FUND	0	26.860	26.860
**D	DREYFUS STRATEGIC BETA GLOBAL EQ FD	0	22.898	22.898
**D	BOK KIC AAEQ 3	0	306.568	306.568
**D	MSAR SCHRODER	0	257.048	257.048
**D	BOK KIC GAEQ 21	0	1.102.304	1.102.304
**D	BOK MCM DM PFQ	0	344.964	344.964
**D	BOK KIC GAEQ16	0	1.493.489	1.493.489
**D	NNIP BM I NNIP GLOBAL EQUITY FUND	0	6.736.569	6.736.569
**D	SUBSIDIZED SCHOOLS P FUND NORTHERN	0	182.537	182.537
**D	NN PPLNV NN PREMIUM DIVIDEND FUND	0	809.107	809.107
**D	NN PPLNV NN EUROPE FUND	0	2.461.651	2.461.651
**D	NN PPLNV NN GLOBAL FUND	0	6.441.822	6.441.822
**D	AORIT HAI RHUMBLINE EAFE	0	10.327	10.327
**D	HRCD RPMT HAP RHUMBLINE EAFE	0	6.573	6.573
**D	PS FTSE LO BT EQ WT PORT	0	43.145	43.145
**D	NATWEST DEP SPF EUROPE EQ SSCA	0	189.313	189.313
**D	KAPITALFORENINGEN EMD INVEST, GLOBALE AK TIER/III	0	45.086	45.086
**D	KAPITALFORENINGEN EMD INVEST, GLOBALE AK TIER/III	0	53.423	53.423
**D	55002 UP EUROPAEISKE AKTIER	0	1.144.111	1.144.111
**D	CEP DEP IP GLOBAL EX UK ENHAN IND	0	134.080	134.080
**D	CEP DEP IP EUROPEAN EQTY INCOME	0	3.567.221	3.567.221
**D	CEP DEP IP EUROPEAN HIGH INCOME	0	67.137	67.137
**D	55041 KUP GLOBALE AKTIER IV	0	16.346	16.346
**D	BNYMCIL IFS INV CONT EURO EQ FD	0	508.693	508.693
**D	BNYMCIL IFS INV CONT EURO EQ FD	0	376.531	376.531
**D	56053 IP GLOBAL EQUITIES I	0		

868

Azionisti: 2634 Teste: 7  
 Azionisti in proprio: 0 Azionisti in delega: 2634

LISTA ESITO DELLE VOTAZIONE  
 Oggetto: Relazione sulla remunerazione

FAVOREVOLI

Badge	Ragione Sociale	Proprio	Delega	Totale
**D	NON US EQUITY MGRS PORT 4 LSV	0	649.000	649.000
**D	GOLDMAN SACHS GMS ERISA GROUP TRUST	0	156.200	156.200
**D	LSV NONUS EQUITY LLLCLC	0	718.600	718.600
**D	NONUS EQUITY MGRSPORT 1 ACADIANAN	0	40.024	40.024
**D	NONUS EQ MANAGERS PORT 3ACADIANAN	0	339.120	339.120
**D	TACS NONUS EQUITY CORE MKT CONTINU	0	834.348	834.348
**D	AST PRU GRWTH ALL PTF QMA EAFE Pdff	0	2.598.765	2.598.765
**D	PS FTSE RAFI DEVEL MAR EX US PORT	0	20.908	20.908
**D	PS FTSE RAFI DEVEL MAR EX US PORT	0	21.028	21.028
**D	PS FTSE RAFI DEVEL MAR EX US PORT	0	1.223.687	1.223.687
**D	CSCM HLGS LLC INTL EQTY AC	0	13.176	13.176
**D	FT USE GLOBAL WIND ENERGY INDEX FND	0	251.218	251.218
**D	PFI DIV REAL ASSET FUND BROOKFIELD	0	556.800	556.800
**D	PRU INV PRT INC PRU BALANCED FD	0	14.559	14.559
**D	PRU QMA WRLD FD INC PRU INT EQTY	0	110.951	110.951
**D	PRU SECTOR FDS INC PRU UTILITY FD	0	11.238.306	11.238.306
**D	PSF CONSERVATIVE BAL PORTF QMA	0	90.399	90.399
**D	PSF FLEXIBLE MANAGED PORTF QMA	0	81.879	81.879
**D	PSF GLOBAL PORTFOLIO LSV	0	443.500	443.500
**D	AST BLKRK GLBL STR INT SAE PDDC	0	137.501	137.501
**D	AST JPM GL THEM PORT 2 INT EME PDNE	0	116.450	116.450
**D	AST JENNISON GLOBAL INFRASTR PDNM	0	32.701	32.701
**D	PRU JEN GL INFRASTRUCTURE FUND PDLE	0	195.633	195.633
**D	AST QMA INTL CORE EQUITY PORT PDMP	0	1.612.788	1.612.788
**D	AST SCHR GL TACT PTF QEP PDB8	0	117.055	117.055
**D	AST BLKRK GLOBAL STRAT PT TE PDDG	0	117.599	117.599
**D	GREAT-WEST INTERNATIONAL INDEX FUND	0	495.913	495.913
**D	ALLSTATE LIFE INSURANCE COMPANY	0	303.078	303.078
**D	IMIF NUMERIC EUROPE CORE	0	729.200	729.200
**D	IWHF LSV ASSET INVESTMENT	0	88.800	88.800
**D	PCHF LSV ASSET MGMT	0	74.400	74.400
**D	NATIONAL BANK TRUST	0	1.231.289	1.231.289
**D	PFI INTL EQUITY INDEX FUND	0	543.985	543.985
**D	THOMAS JEFFERSON UNIVERSITY	0	230.929	230.929
**D	OMAM SEED HOLDINGS LLC	0	4.652	4.652
**D	BNYTD CF MACQUARIE GBL INFERS SRS FD	0	152.307	152.307
**D	PFI DIVERSIFIED INTERNATIONAL FUND	0	9.285.304	9.285.304
**D	PVC DIVERSIFIED INTERNATIONAL AC	0	228.348	228.348
**D	PFI OVERSEAS FD BHMS	0	4.076.000	4.076.000
**D	PGIT INTL EQUITY FD PGI	0	53.524	53.524
**D	PGIT INTL GROWTH EQUITY FD PGI	0	117.212	117.212
**D	PFI GLOBAL DIV INCOME FD PGI VALUE	0	1.685.079	1.685.079
**D	PFI OVERSEAS FD PMC	0	463.991	463.991

869

Azionisti: 2634 Teste: 7  
 Azionisti in proprio: 0 Azionisti in delega: 2634

LISTA ESITO DELLE VOTAZIONE  
 Oggetto: Relazione sulla remunerazione

FAVOREVOLI

Badge	Ragione Sociale	Proprio	Delega	Totale
**D	PGIF EUROPEAN EQUITY FUND BNYMTCIL	0	143.100	143.100
**D	PGIF GLOBAL EQ EX JAPAN BNYMTCIL	0	116.851	116.851
**D	BNYTD CF CANLIFE GLBL INFRA FD	0	114.296	114.296
**D	CTJ RE STANLIB GLOBAL EQUITY FD AB	0	149.880	149.880
**D	ALLSTATE INSURANCE CO BLACKROCK	0	646.699	646.699
**D	IQ 50 PERCENT HEDGED FTSE INTL ETF	0	112.170	112.170
**D	IQ 50 PERCENT HEDGED FTSE EURO ETF	0	71.921	71.921
**D	DEP QF SSGA NONUS EQUITY H1	0	27.325	27.325
**D	DEP QF SSGA NONUS EQUITY B1	0	27.667	27.667
**D	DEP QF SSGA NONUS EQUITY B2	0	23.974	23.974
**D	GS ACTIVE BETA INTL EQUITY ETF	0	287.448	287.448
**D	GS ACTIVEBETA EUROPE ETF	0	30.591	30.591
**D	BLACKROCK GLOBAL FUNDS	0	23.098.921	23.098.921
**D	DEUTSCHE XTRK MSCI EMU HDG EQ ETF	0	89.347	89.347
**D	VOYA GLOBAL EQUITY FUND	0	477.934	477.934
**D	VOYA GBL ADV AND PREM OPP FUND	0	111.280	111.280
**D	VY INTL HIGH DIVIDEND EQTY INC FD	0	128.914	128.914
**D	VOYA GLOBAL EQUITY PORTFOLIO	0	1.211.451	1.211.451
**D	VOYA INFSTRCTR INDUST AND MATRSEFD	0	1.009.495	1.009.495
**D	VOYA INTERNATIONAL INDX PORTFOLIO	0	859.670	859.670
**D	VOYA EURO STOXX 50INDEX PORTFOLIO	0	1.193.702	1.193.702
**D	VOYA BALANCED PORT INTL VALUE	0	82.590	82.590
**D	CYSF MONDRIAN INV PRT LTD	0	539.693	539.693
**D	CITY OF MEMPHIS RETIREMENT SYSTEM	0	95.677	95.677
**D	LOUISIANA SHERIFFS ARROWSTREET	0	64.546	64.546
**D	BTBL AC GLOBAL OMNIBUS	0	21.960	21.960
**D	PS6F STATE STREET INTL EQ	0	385.368	385.368
**D	SR5F PARAMETRIC DELTA SHIFT	0	1.888	1.888
**D	SEMPRA ENERGY PENSION MASTER TRUST	0	268.343	268.343
**D	TEACHERS' RETIREMENT SYSTEM OF LOUISIANA	0	43.917	43.917
**D	TEACHERS' RETIREMENT SYSTEM OF LOUISIANA	0	1.156.100	1.156.100
**D	AF81 LABOR SELECT INTL EQ	0	2.218.496	2.218.496
**D	AIF 21117 LPIP AKTIER GLOBALE VI	0	78.692	78.692
**D	BLL AQUILA LIFE EUROPEAN EQUITY	0	16.241.558	16.241.558
**D	AST JPM SO EAFE OPP PD4D	0	326.423	326.423
**D	AST JPM SO CAPITAL PRESERV PD4G	0	751.709	751.709
**D	AST ACADEM STRAT AAJENNISON PD07	0	854.508	854.508
**D	BLK MULTI ASSET INC PF EUR EQU INC	0	1.770.591	1.770.591
**D	BLL AQUILA LIFE OSEAS EQUITY FUND	0	74.750	74.750
**D	BLL ASCENT LIFEENHANCED	0	150.444	150.444
**D	BLL AQUILA LIFE MSCI WORLD FUND	0	1.208.057	1.208.057
**D	BLL AQUILA LIFE FTSE RAFI DEVELOPED	0	1.702.194	1.702.194
**D	APL RB EQ DEV MIRA	0	131.383	131.383

Azionisti: 2634  
 Azionisti in proprio: 0  
 Azionisti in delega: 2634

0870

LISTA ESITO DELLE VOTAZIONE  
 Oggetto: Relazione sulla remunerazione

FAVOREVOLI

Badge	Ragione Sociale	Proprio	Delega	Totale
**D	PFI SYSTEMATEX INTERNATIONAL FD PGI	0	96.016	96.016
**D	PFI DIV REAL ASSET FUND MACQUARIE	0	1.488.261	1.488.261
**D	BLK MANAGED VOL PF FD INTL EAFE	0	92.049	92.049
**D	PZENA INVESTMENT MGT	0	202.950	202.950
**D	ROCKFELLER BROS SANDERS CAPITAL	0	46.800	46.800
**D	MIRF ALLIANCE BERNSTEIN F	0	151.780	151.780
**D	DEUTSCHE XTRKS MSCI EURO CCYHDG	0	2.165.125	2.165.125
**D	ARC RB EQ DEV KAITOS	0	59.178	59.178
**D	MIRF ARROWSTREET FOREIGNL	0	317.591	317.591
**D	ESPS EDF EGS MFS	0	160.159	160.159
**D	USMIA GLOBAL EQUITY	0	27.477	27.477
**D	MI FONDS K10 SPK	0	666.634	666.634
**D	MI FONDS K11 SPK	0	140.163	140.163
**D	MI FONDS K12 SPK	0	162.801	162.801
**D	BOA PENSION PLAN MONDRIAN	0	3.085.637	3.085.637
**D	SBSA GEFF BLACKROCK EQUITY	0	1.055.729	1.055.729
**D	MTRCLPFS GLB EQT JP MORGAN	0	106.552	106.552
**D	ATSF GOLDMAN INTL	0	203.416	203.416
**D	DEUTSHCE XTRK SP HDG GBLB INFR	0	14.252	14.252
**D	RBS PZENA	0	2.990.925	2.990.925
**D	ROWF GT ACWI EX US	0	679.420	679.420
**D	ROWF GT ALPHAXTEFAE	0	242.562	242.562
**D	ROWF GT ALPHAXTEXUSC	0	190.557	190.557
**D	BCC SCHRODER	0	30.487	30.487
**D	FARMERS GROUP INC 401 K SAVINGS PLAN	0	663.820	663.820
**D	FARMERS GROUP INC EMPLOYEES PENSION PLAN TRUST	0	409.804	409.804
**D	TGWF PANAGORA INTL EQ	0	61.293	61.293
**D	DEUTSCHE XTRKS MSCI EAFE CCYHDG	0	4.688.908	4.688.908
**D	MCKINLEYCAPINTLGROWT	0	507.300	507.300
**D	PGTF DR NON US EQUITY GT	0	54.011	54.011
**D	ASV RB EQ DEV MENKAR	0	131.122	131.122
**D	ABN AMRO PF UBS RAFT 1000	0	1.085.194	1.085.194
**D	ABN AMRO PF IPM RAFT 1000	0	1.099.840	1.099.840
**D	DBX FTSE DEV EX US COMP FACTOR	0	1.264	1.264
**D	AB FOODS HEXAVEST	0	172.333	172.333
**D	RTC EMULATION	0	192.279	192.279
**D	RTC APS	0	29.644	29.644
**D	SCEF MONDRIAN	0	467.616	467.616
**D	BOA PENSION SSCA	0	574.616	574.616
**D	LB CROYDON LGIM	0	276.000	276.000
**D	RAILWAYS PENSION TRUSTEE COMPANY LIMITED	0	426.401	426.401
**D	AD1F APP LSV IE	0	157.400	157.400
**D	TTFE PANAGORA DYN INTL EQ	0	59.866	59.866

178

Azionisti: 2634 Teste: 7  
 Azionisti in proprio: 0 Azionisti in delega: 2634

LISTA ESITO DELLE VOTAZIONE  
 Oggetto: Relazione sulla remunerazione

FAVOREVOLI

Badge	Ragione Sociale	Proprio	Delega	Totale
**D	INTL ENHANCED INDEX	0	131.317	131.317
**D	SPARTAN INTL INDEX	0	9.846.738	9.846.738
**D	BELLSOUTH CORP RFA VEBA TRUST	0	208.550	208.550
**D	DEAM FONDS DCG EQ SPK	0	63.169	63.169
**D	THE CLEVELAND CLINIC FOUNDATION	0	353.407	353.407
**D	CLEVELAND CLINIC HEALTH SYSTEM PENSION TRUST	0	59.109	59.109
**D	WHTF WCTC PZENA	0	198.125	198.125
**D	DNTF PANAGORA ASSET MGMT	0	141.722	141.722
**D	MILLPENCIL (US) LP	0	3.829	3.829
**D	DREYFUS INTERNATIONAL EQUITY FUND	0	1.409.895	1.409.895
**D	DREYFUS INTERNATIONAL STOCK INDEX FUND	0	310.621	310.621
**D	FPCF SSGA MSCI WORLD EXUS	0	107.643	107.643
**D	FPCF ALLIANZ BEST STYLES	0	105.839	105.839
**D	FPCF SSGA EDHEC	0	9.995	9.995
**D	EOPTIEO OPT INTL ACADIAN	0	318.787	318.787
**D	LELF LSV ASSET MGMT	0	312.200	312.200
**D	DEUTSCHE XTRK MSCI ITALY HDG ETF	0	53.154	53.154
**D	INTL EQUITY FUND MONDRIAN	0	1.531.911	1.531.911
**D	MNVF SSGA INTL EQUITY	0	43.510	43.510
**D	SHELL PENSION TRUST	0	375.264	375.264
**D	SHELL PENSION TRUST	0	231.920	231.920
**D	DRMA LTD	0	443.591	443.591
**D	ATANDT UNION WELFARE BENEFIT TRUST	0	110.256	110.256
**D	WF AND CO CASH PLN MONDN INV PT	0	1.177.590	1.177.590
**D	WF AND CO CASH PLN EVERGN INV 1	0	355.577	355.577
**D	NTMA ISIF ILLIM EUROPEAN EQUITY	0	219.396	219.396
**D	WF ASU FDTN FOR A NEW AM UNIVERSITY	0	40.900	40.900
**D	WF MFS LTD EAFE GLOBAL	0	146.488	146.488
**D	SLI GLOBAL ABSOLUTE RET STRATEGIES	0	6.806.751	6.806.751
**D	SLI GBL SICAV CON EU EQ IN FD	0	584.348	584.348
**D	SLI SICAV GBL FOCUSED STRATEGIES FD	0	490.376	490.376
**D	ADVANCED SERIES TRUST - AST FI PYRAMIS QUANTITATIVE PORTFOLIO	0	160.416	160.416
**D	GS KOKUSAI EQY MASTER FD BNYMTCIL	0	497.639	497.639
**D	ALICNY BLACKROCK GBL EQUITY	0	48.067	48.067
**D	C9W CITW FD PARAMETRIC	0	25.495	25.495
**D	BNYMTD AMITY EUROPEAN FUND	0	400.000	400.000
**D	BLACKROCK ACWI USIMI	0	2.259.221	2.259.221
**D	MONDRIAN FOCUSED INTL EQUITY	0	7.299.204	7.299.204
**D	RHODE ISLAND EMPLOYEES RETIREMENT SYSTEMS POOLED TRUST	0	208.363	208.363
**D	MGOF LSV INTL LCV	0	144.800	144.800
**D	UFJF MCM MSCI WORLD FD	0	97.641	97.641
**D	NYIF ES ARROWSTREET	0	69.461	69.461
**D	GETF GABELLI UTILITY TRUST	0	300.000	300.000

872

LISTA ESITO DELLE VOTAZIONE  
 Oggetto: Relazione sulla remunerazione

FAVOREVOLI

Badge	Ragione Sociale	Proprio	Delega	Totale
**D	PUBLIC EMPLOYEE RETIREMENT SYSTEM OF IDAHO	0	389.345	389.345
**D	PUBLIC EMPLOYEE RETIREMENT SYSTEM OF IDAHO	0	2.031.343	2.031.343
**D	RAYTHEON MASTER PENSION TRUST	0	503.300	503.300
**D	RAYTHEON MASTER PENSION TRUST	0	4.575	4.575
**D	STICHTING PENSIOENFONDS UWV	0	826.213	826.213
**D	INVECO FUNDS	0	10.491.195	10.491.195
**D	NSNF PARA EAFE MONTI	0	62.803	62.803
**D	NSNF PARA EAFE PI 1	0	26.098	26.098
**D	NSNF PARA EAFE PI 2	0	25.143	25.143
**D	REL BERNSTEIN NON EQ	0	6.460	6.460
**D	BOC AQR	0	159.865	159.865
**D	VANGUARD INVL HIGH DIV YLD INDEX FD	0	320.090	320.090
**D	MO3F MARATHON WELLINGTN	0	56.282	56.282
**D	CITY OF NEW YORK DEFERRED COMPENSATION PLAN	0	2.022.889	2.022.889
**D	HGHF HGHLD PRINF WLGNTN	0	75.844	75.844
**D	HIGF HGHLD PRINF WLGNTN CF	0	40.586	40.586
**D	MCKINLEY CAPITAL COLLECTIVE INVESTMENT TRUST	0	303.210	303.210
**D	OICF OICL OCICL NUM GLOB	0	159.800	159.800
**D	OICF OICL OCICL PZENA	0	1.105.950	1.105.950
**D	MILLPENCIL (US) LP	0	1.897	1.897
**D	PGEF PG E QUALIFIED PANAGORA EAFE	0	232.085	232.085
**D	PGVF SSGA	0	5.723	5.723
**D	CENTRAL STATES SOUTHEAST AND SOUTHWEST AREAS PENSION FUND	0	909.800	909.800
**D	CZ AANDELEN SSGA	0	95.385	95.385
**D	UCFF SANDERS CAPITAL LLC	0	117.800	117.800
**D	ACHMEA POOLS FC AWW	0	323.973	323.973
**D	BNYMTCIL MAN NUMERIC GLOBAL EQ TR	0	86.100	86.100
**D	FSEAF F208	0	2.052.583	2.052.583
**D	COLUMBIA SUSTAINABLE INVL EQ ETF	0	11.347	11.347
**D	COLUMBIA SUSTAINABLE GLOBAL EQ ETF	0	4.832	4.832
**D	NBK HSBC EQ 2	0	550.941	550.941
**D	NBK SSGA EQ 2	0	158.766	158.766
**D	NBK JPMF EQ	0	5.678.430	5.678.430
**D	NBK UBS EQ	0	130.434	130.434
**D	AZL INTERNATIONAL INDEX FUND	0	1.047.165	1.047.165
**D	AZL BLACKROCK GLOBAL ALLOCATIONFUND	0	157.639	157.639
**D	BGF EURO MKTS FD EURO EQUITY PF	0	16.961.269	16.961.269
**D	BGF EUROPEAN VALUE FD	0	15.770.848	15.770.848
**D	BGF FLEX MULTI ASSET GBL EQ PF	0	80.342	80.342
**D	BGF NEW ENERGY FD NAT RES	0	8.771.237	8.771.237
**D	JDRF MONDRYAN INVESTMENT	0	926.173	926.173
**D	KRESGE LA CAPITAL EAFE SUB2	0	23.934	23.934
**D	DEUTSCHE XTRK MSCI STH EUR HDG ETF	0	23.651	23.651

873

Azionisti: 2634 Teste: 7  
 Azionisti in proprio: 0 Azionisti in delega: 2634

LISTA ESITO DELLE VOTAZIONE

Oggetto: Relazione sulla remunerazione

FAVOREVOLI

Badge	Ragione Sociale	Proprio	Delega	Totale
**D	BNY MELLON INTERNATIONAL FUND	0	2.295.634	2.295.634
**D	WILF LSV INTERNATIONAL	0	124.100	124.100
**D	BNYMTCLL FT EURO ALPHADEX UCITS ETF	0	67.031	67.031
**D	QSBF PANAGORA	0	125.083	125.083
**D	UNITED CHURCH FUNDS LSV ASSET MGMT	0	182.800	182.800
**D	BFTF MONDRIAN INV PARTNERS	0	500.425	500.425
**D	COUNTY EMPLOYEES ANNUITY AND BENEFIT FUND OF COOK COUNTY	0	914.270	914.270
**D	COUNTY EMPLOYEES ANNUITY AND BENEFIT FUND OF COOK COUNTY	0	292.224	292.224
**D	COUNTY EMPLOYEES ANNUITY AND BENEFIT FUND OF COOK COUNTY	0	622.800	622.800
**D	US BK BROOKFIELD GBL LST INF IN FD	0	612.000	612.000
**D	USBK BROOKFIELD GBL LIS INFRAS FD	0	82.769	82.769
**D	US BANK GUIDEMARK WORLD EX US FUND	0	10.440	10.440
**D	USBK NEWTON AND ROCHELLE BECKER FDN	0	53.039	53.039
**D	US BK DUNHAM INTERNATL STOCK FUND	0	166.200	166.200
**D	USBK LCLS 302 N 612 IUOE CON IND RE	0	3.700	3.700
**D	USBK LSV GLOBAL VALUE FUND	0	95.500	95.500
**D	USBK BROOKFIELD REAL ASSETS SEC FD	0	3.735.755	3.735.755
**D	USBK BBLF MONDRAIN INVST PTPS LTD	0	11.575	11.575
**D	USBK REGIONAL TRANSPORTATION DSPP	0	37.247	37.247
**D	USBK EAGLE INTERNATIONAL STOCK FD	0	27.539	27.539
**D	USBK AHAI RHUMBLINE ADVISERS	0	4.379	4.379
**D	B4305 FRB S LUND RES TR FBO B LUND	0	5.831	5.831
**D	B4306 FRB M LUND REV TR	0	12.018	12.018
**D	USBK AMERICAN HEART ASSOCIATION INC	0	82.300	82.300
**D	DB2F LSV ASSET MGMT	0	124.609	124.609
**D	LLNS LLC AND LANS LLC DEFINED BENEFIT PLAN GROUP TRUST	0	0	0
**D	LAWRENCE LIVERMORE NATIONAL SECURITY LLC AND LOS ALAMOS NATIONAL SECURITY LLC DEFINED BENEFIT PLAN GROUP TRUST	233.270	0	233.270
**D	CORPORATION OF LLOYD'S	0	305.135	305.135
**D	RZSF1501 GLOBAL EQ HEXEVEST	0	183.043	183.043
**D	RZSF1505 LSV ASSET MGMT	0	384.800	384.800
**D	RZSF3002 NON US EQ MONDRIAN	0	1.365.106	1.365.106
**D	DOCF DOCF MONDRAIN	0	223.792	223.792
**D	CYBF LSV ASSET MGMT	0	251.900	251.900
**D	HE5E NJF INVEST GRP	0	246.551	246.551
**D	HE6F NFJ INVEST GRP	0	31.005	31.005
**D	NEPF LSV ASSET MGMT	0	597.600	597.600
**D	AP7 EQUITY FUND	0	7.172.068	7.172.068
**D	3M ERIP RAPI EAFE	0	288.290	288.290
**D	ALASKA PERMANENT FUND CORPORATION	0	2.161.614	2.161.614
**D	ALASKA PERMANENT FUND CORPORATION	0	1.204.658	1.204.658
**D	CBZ CUIT INTERNATIONAL PRINCIPAL	0	229.547	229.547
**D	CBRE CLARION GLOBAL INFRASTRUCTURE VALUE FUND	0	73.157	73.157
**D	LMCG GLOBAL MULTICAP FUND	0	980	980

Azionisti: 2634 Teste: 7  
 Azionisti in proprio: 0 Azionisti in delega: 2634

874

LISTA ESITO DELLE VOTAZIONE  
 Oggetto: Relazione sulla remunerazione

FAVOREVOLI

Badge	Ragione Sociale	Proprio	Delega	Totale
**D	SSGA GLOBAL TEMC STRAF POOL	0	13.148	13.148
**D	THE MANUFACTURERS LIFE INSURANCE COMPANY	0	460.237	460.237
**D	LUCENT TECHNOLOGIES INC MASTER PENSION TRUST	0	69.347	69.347
**D	GOUDSE LEVEN EV	0	75.000	75.000
**D	UNISYS MASTER TRUST	0	519.624	519.624
**D	VIRGINIA RETIREMENT SYSTEM	0	452.810	452.810
**D	VIRGINIA RETIREMENT SYSTEM	0	2.271.897	2.271.897
**D	VIRGINIA RETIREMENT SYSTEM	0	385.000	385.000
**D	VIRGINIA RETIREMENT SYSTEM	0	1.894.500	1.894.500
**D	VIRGINIA RETIREMENT SYSTEM	0	263.000	263.000
**D	VIRGINIA RETIREMENT SYSTEM	0	11.602	11.602
**D	CEP DEP IP EURO EX UK ENH IND FD	0	26.712	26.712
**D	INVESCO PERPETUAL GLOBAL TARGETED INCOME FUND	0	229.200	229.200
**D	WF AGILITY GBLB EQU LLC	0	50.492	50.492
**D	PANAGORA RISK PARITY MULTI ASSET MASTER FUND LTD	0	475.600	475.600
**D	JDRF LSV NON US LONG	0	2.390.997	2.390.997
**D	NFJINTVALUETRUST	0	98.460	98.460
**D	AON HEWITT COLLECTIVE INVESTMENT TRUST	0	166.954	166.954
**D	AON HEWITT COLLECTIVE INVESTMENT TRUST	0	1.142.393	1.142.393
**D	CPA COP PSERS PSERS ACWI X US INDEX	0	1.613.052	1.613.052
**D	CPZ COP SERS MCM MSCI WORLD X US	0	521.000	521.000
**D	AB FOODS ARTEMIS	0	380.275	380.275
**D	SYNGENTA UK PZENA	0	9.882	9.882
**D	INB COP TREAS PWP RHUMBLINE MSCI	0	2.505.200	2.505.200
**D	ENSIGN PEAK EAFE LSV ASSET	0	585.800	585.800
**D	ENSIGN PEAK CP LSV INTL LARGE	0	913.370	913.370
**D	IVY APOLLO MLT ASSET INC GEI IVY	0	856.412	856.412
**D	LOUISIANA STATE ERS MSCI EXUS INDEX	0	1.207.600	1.207.600
**D	LOUISIANA STATE ERS MONDRIAN IG CAP	0	34.209	34.209
**D	LOUISIANA STATE ERS TERROR FREE INT	0	2.662.769	2.662.769
**D	NV PERS MELLON CAPITAL INDEX	0	1.471.925	1.471.925
**D	NV PERS SSGA EAFE INDEX	0	46.436	46.436
**D	NV BRIF ALLNCEBRNSTN INIL EQ	0	1.986.367	1.986.367
**D	TEA BLACKROCK INC INTL	0	21.043	21.043
**D	UTC EDHEC BLACKROCK UNITED TECHNOLOGIES CORPORATION MASTER RETIREMENT	0	674.300	674.300
**D	IVY EUROPEAN OPP	0	1.778.744	1.778.744
**D	SRP PANAGORA	0	742.658	742.658
**D	SRP AQR	0	1.375.800	1.375.800
**D	IVY GBLB EQUITY INC	0	260.828	260.828
**D	STATE BOARD OF ADMINISTRATION OF FLORIDA	0	127.296	127.296
**D	AST GS MULTI ASSET PORT LIQ PDHE	0	150.608	150.608
**D	POOL RE JPM REI EQUITY	0	106.916	106.916
**D	SP VAN DE NEDERLANDSCHE BANK	0	197.200	197.200
**D	LAFARGE SANDERS	0		

875



LISTA ESITO DELLE VOTAZIONE  
 Oggetto: Relazione sulla remunerazione

FAVOREVOLI

Badge	Ragione Sociale	Proprio	Delega	Totale
**D	POOL RE L AND G MSCI EQ	0	271.833	271.833
**D	BLL AQUIL LIFGLO3000 EMEN WHT INDED	0	946.221	946.221
**D	AST INTL VALDE LSV PD41	0	2.782.400	2.782.400
**D	TTPT INTL EQ PORT LSV PDI1	0	495.000	495.000
**D	AST ADVANCED STRAT LSV PDI5	0	1.744.200	1.744.200
**D	PENN SERLES DEV INTL INDEX FUND	0	60.404	60.404
**D	STICHTING RABOBANK PENSIOENFONDS	0	5.023.021	5.023.021
**D	PHC SSGA EQ	0	774.451	774.451
**D	PF INTERNATIONAL VALUE FUND	0	411.193	411.193
**D	BNYMTD BLK CONTINENTAL EURO INC	0	9.597.585	9.597.585
**D	BNYMTD BLK CONT EUR EQ TRCK FD INV	0	5.528.806	5.528.806
**D	FLORIDA RETIREMENT SYSTEM	0	653.432	653.432
**D	FLORIDA RETIREMENT SYSTEM	0	393.771	393.771
**D	FLORIDA RETIREMENT SYSTEM	0	64.779	64.779
**D	FLORIDA RETIREMENT SYSTEM	0	3.119.709	3.119.709
**D	BLACKROCK WORLD EX FLORIDA RET SYS	0	844.199	844.199
**D	FLORIDA RETIREMENT SYSTEM	0	37.278	37.278
**D	THE BUCKINGHAM FUND	0	193.734	193.734
**D	INVESTMENT SOLUTIONS LIMITED	0	43.300	43.300
**D	THE CHILDRENS AID SOCIETY	0	11.300	11.300
**D	THE CHILDRENS AID SOCIETY RETIREMENT PLAN TRUST	0	404.700	404.700
**D	BROOKFIELD REAL ASSETS INCOME FUND INC	0	121.966	121.966
**D	METROPOLITAN WATER RECLAMATION DISTRICT RETIREMENT FUND	0	117.000	117.000
**D	PENSION FUND OF THE CHRISTIAN CHURCH DISCIPLES OF CHRIST	0	7.330.380	7.330.380
**D	PENSION RESERVES INVESTMENT TRUST FUND	0	71.900	71.900
**D	SOUTH DAKOTA RETIREMENT SYSTEM	0	29.716	29.716
**D	EMPLOYEES' RETIREMENT SYSTEM OF THE STATE OF HAWAII	0	833.100	833.100
**D	BELL ATLANTIC MASTER TRUST	0	735.207	735.207
**D	BELL ATLANTIC MASTER TRUST	0	26.174	26.174
**D	BELL ATLANTIC MASTER TRUST	0	51.213	51.213
**D	BELL ATLANTIC MASTER TRUST	0	317.516	317.516
**D	BELL ATLANTIC MASTER TRUST	0	106.033	106.033
**D	VERA PARTNERSHIP N L P	0	74.107	74.107
**D	VERA PARTNERSHIP N L P	0	37.503	37.503
**D	METRONIC DEFINED CONTRIBUTION PLAN MASTER TRUST	0	209.859	209.859
**D	VOYA MUTLI MANAGER INTERNATIONAL FACTORS FUND	0	89.792	89.792
**D	VOYA INTERNATIONAL CORE FUND	0	107.515	107.515
**D	DUKE ENERGY QUALIFIED NUCLEAR DECOMMISSIONING	0	2.029.670	2.029.670
**D	BRIDGE BUILDER INTERNATIONAL EQUITY FUND	0	941.279	941.279
**D	INDIANA PUBLIC RETIREMENT SYSTEM	0	5.638.987	5.638.987
**D	LVIP MONDRIAN INTERNATIONAL VALUE FUND	0	196.199	196.199
**D	LVIP FRANKLIN TEMPLETON GLOBAL EQUITY MANAGED VOLATILITY FUND	0	1.348.384	1.348.384
**D	LVIP FRANKLIN TEMPLETON GLOBAL EQUITY MANAGED VOLATILITY FUND	0	67.793	67.793
**D	LINCOLN VARIABLE INSURANCE PRODUCTS TRUST LVIP SSGA INTERNATIONAL INDEX FUND	0		
**D	MERCY INVESTMENT SERVICES, INC.	0		

Azionisti: 2634 Teste: 7  
 Azionisti in proprio: 0 Azionisti in delega: 2634

976

LISTA ESITO DELLE VOTAZIONE  
 Oggetto: Relazione sulla remunerazione

FAVOREVOLI

Badge	Ragione Sociale	Proprio	Delega	Totale
**D	PUBLIC EMPLOYEES RETIREMENT SYSTEM OF MISSISSIPPI	0	1.225.335	1.225.335
**D	SCHOOL EMPLOYEES RETIREMENT SYSTEM OF OHIO	0	599.800	599.800
**D	AGI EPI NR 30 AGI 1482 05 5603 SPK	0	46.097	46.097
**D	AGI PPI NR 30 HEL 1482 03 5601 SPK	0	38.803	38.803
**D	AGI VGI 1 SUB AKT 8477 23 6328 SPK	0	961.323	961.323
**D	AGI VGI 1 DIV QVA 8477 25 6338 SPK	0	369.263	369.263
**D	AGI VGL RCM S VAL 8478 10 6359 SPK	0	6.836.530	6.836.530
**D	AGI VGL IDLC 8478 22 6364 SPK	0	13.600.209	13.600.209
**D	AGI VGI 1 GRWT 8477 26 6372 SPK	0	320.995	320.995
**D	AGI VKA IDLC 8502 08 6344 SPK	0	1.017.739	1.017.739
**D	AGI PV WS RCM VAL 8490 06 5209 SPK	0	1.008.700	1.008.700
**D	AGI PV WS RCM IND 8490 07 5210 SPK	0	189.968	189.968
**D	AGI PEGASUS AKT1 8454 01 5221 SPK	0	379.752	379.752
**D	AGI KOMDY BS W 8523 03 5225 SPK	0	109.356	109.356
**D	AGI VKA RCM S VAL 8502 10 6376 SPK	0	2.961.330	2.961.330
**D	AGI EK 1 FONDS 8455 SPK	0	14.867	14.867
**D	PUBLIC EMPLOYEES RETIREMENT ASSOCIATION OF NEW MEXICO	0	499.515	499.515
**D	BOARD OF PENSIONS OF THE EVANGELICAL LUTHERAN CHURCH IN AMERICA	0	2.210.320	2.210.320
**D	THE STATE OF CONNECTICUT ACTING THROUGH ITS TREASURER	0	1.747.825	1.747.825
**D	SOUTH CAROLINA RETIREMENT SYSTEMS GROUP TRUST	0	76.008	76.008
**D	TENNESSEE VALLEY AUTHORITY RETIREMENT SYSTEM	0	384.831	384.831
**D	UMC BENEFIT BOARD, INC	0	531.845	531.845
**D	UPS GROUP TRUST	0	188.019	188.019
**D	WEST VIRGINIA INVESTMENT MANAGEMENT BOARD	0	3.293.860	3.293.860
**D	INTERNATIONAL BANK FOR RECONSTRUCTION AND DEVELOPMENT	0	44.318	44.318
**D	INTERNATIONAL BANK FOR RECONSTRUCTION AND DEVELOPMENT	0	62.101	62.101
**D	INTERNATIONAL BANK FOR RECONSTRUCTION AND DEVELOPMENT	0	389.047	389.047
**D	INTERNATIONAL BANK FOR RECONSTRUCTION AND DEVELOPMENT	0	55.718	55.718
**D	INTERNATIONAL BANK FOR RECONSTRUCTION AND DEVELOPMENT	0	9.563	9.563
**D	PRUDENTIAL INVESTMENT PORTFOLIO 2 PRUDENTIAL QMA INTL DEVELOPED MRKTS INDEX FUND	0	1.703.915	1.703.915
**D	MACQUARIE GLOBAL INFRASTRUCTURE TOTAL RETURN FUND INC	0	39.882	39.882
**D	ENERGY INSURANCE MUTUAL LIMITED	0	856.234	856.234
**D	FRK MUT INTL FD	0	57.664.238	57.664.238
**D	FRK MUT GBL DISC FD	0	17.391.006	17.391.006
**D	FRK MUT EURO FD	0	1.959.656	1.959.656
**D	FRANKLIN MUTUAL GLOBAL DISCOVERY FUND	0	2.142.260	2.142.260
**D	FRANKLIN MUTUAL EUROPEAN FUND	0	258.942	258.942
**D	FGT FRK GLOBAL LIST INFRASTRUCT FD	0	82.695	82.695
**D	SEI INVEST (EUROPE) LIMITED SE	0	2.574	2.574
**D	UBS (CAY) GLOBAL GROWTH AND IN	0	81.280	81.280
**D	METZLER STRATEGIC INV PUB LIM	0	2.744.410	2.744.410
**D	PIONEER INVESTMENT MANAGEMENT SGRPA / AZIONARIO CRESCITA	0	276.900	276.900
**D	NUMERIC EUROPEAN EQ FUND A SER	0	765.218	765.218
**D	PIONEER FUNDS - ITALIAN EQUITY	0		

Azionisti: 2634 Teste: 7  
 Azionisti in proprio: 0 Azionisti in delega: 2634

478

LISTA ESITO DELLE VOTAZIONE  
 Oggetto: Relazione sulla remunerazione

## FAVOREVOLI

Badge	Ragione Sociale	Proprio	Delega	Totale
**D	TRUST AND CUSTODY SERV BANK	0	519.367	519.367
**D	PIONEER FUNDS - GLOBAL EQUITY	0	5.771.495	5.771.495
**D	KOKUSAI EQUITY INDEX FUND	0	92.793	92.793
**D	CONSULTING GROUP CAPITAL MARKE	0	162.612	162.612
**D	BLACKROCK GLOBAL ALLOCATION FU	0	15.203.748	15.203.748
**D	BLACKROCK GLOBAL ALL PORT IO	0	81.539	81.539
**D	BLACKROCK GLOBAL ALL VI FUND	0	4.023.292	4.023.292
**D	MFS RESEARCH INT FDP FUND OF	0	263.930	263.930
**D	BLACKROCK GLOBAL ALL FUND	0	311.793	311.793
**D	TRUST AND CUSTODY SERV BANK LT	0	219.392	219.392
**D	NORTHWESTERN MUTUAL SERIES FUN	0	1.137.335	1.137.335
**D	MASSUTUAL SELECT BLACKROCK GL	0	220.084	220.084
**D	TOUCHSTONE STRATEGIC TRUST-FOU	0	81.000	81.000
**D	NESTLE FRANCE EQUILIBRE	0	49.253	49.253
**D	SG DIVERSIFIE ISR	0	59.537	59.537
**D	SG ACTIONS INTERNATIONALES	0	170.635	170.635
**D	ARCO QUANT 1	0	1.050.791	1.050.791
**D	FCPE MACIF CROISSANCE DURABLE	0	48.696	48.696
**D	MAIF CROISSANCE DURABLE	0	179.877	179.877
**D	CAYOM MINIMUM VARIANCE	0	122.984	122.984
**D	UF 6 A ACT	0	134.594	134.594
**D	CASSETTE DIVERSIFIE	0	262.620	262.620
**D	SOGECAP LONG TERME N1 ACTION	0	231.102	231.102
**D	INDOCAM FLAMME	0	172.236	172.236
**D	LION FLAMME	0	147.742	147.742
**D	AIM EQUITY EMU 1	0	905.424	905.424
**D	ALLIANZ ASAC ACT EUR	0	180.777	180.777
**D	AIM EQUITY EUROPE PG VIE	0	593.660	593.660
**D	ALLIANZ CAVAMAC ACTIONS INT	0	58.294	58.294
**D	SG ACTIONS EUROPE MULTIGESTION	0	45.604	45.604
**D	DARWIN DIVERSIFIE 60-80 ACTION	0	35.732	35.732
**D	DARWIN DIVERSIFIE 80-100 ACTIO	0	120.266	120.266
**D	FDJ ACTIONS EURO	0	75.776	75.776
**D	ETOILE ENERGIE EUROPE	0	171.733	171.733
**D	ETOILE SECTORIELLE EUROPE	0	42.916	42.916
**D	ANTARIUS ROTATION SECTORIELLE	0	19.418	19.418
**D	OFI MARKET NEUTRAL EQUITY	0	1.026.458	1.026.458
**D	MACIF CROISSANCE DURABLE ET SO	0	88.210	88.210
**D	MACIF CROIS DURABLE EUROPE	0	1.234.603	1.234.603
**D	SG ACTIONS EUROPE	0	159.052	159.052
**D	SG ACTIONS MONDE	0	23.700	23.700
**D	SG ACTIONS EUROPE LARGE CAP	0	70.276	70.276
**D	LYX MSCI EMU ETF - MH C-CHEF	0	2.904	2.904

Azionisti:  
 Azionisti in proprio:

2634 Teste:  
 0 Azionisti in delega:

7  
 2634

Pagina 35

878

LISTA ESITO DELLE VOTAZIONE  
 Oggetto: Relazione sulla remunerazione

FAVOREVOLI

Badge	Ragione Sociale	Proprio	Delega	Totale
**D	LYX MSCI EMU ETF - D - EUR	0	530.032	530.032
**D	COL LYX MSCI EMU ETF D EUR	0	2.750.000	2.750.000
**D	AZ CREATIONS 2	0	77.161	77.161
**D	LYXOR INDEX FUND EURO	0	22.044	22.044
**D	2) NUMERIC INVESTORS LLC	0	516.300	516.300
**D	ETOLIE ACTIONS RENDEMENT	0	389.084	389.084
**D	OFI AM	0	403.853	403.853
**D	ALLIANZ VIE	0	52.698	52.698
**D	ALLIANZ VIE ACE ACTIONS	0	578.659	578.659
**D	AZ VIE PFON RETRAITE ACTION	0	316.262	316.262
**D	LYXOR EURO STOXX 300	0	153.743	153.743
**D	LYXOR STOXX EUROPE 600	0	112.037	112.037
**D	GARI EUROPEAN EQUITY	0	23.478	23.478
**D	LYXOR EURO STOXX 50 (DR)	0	383.232	383.232
**D	OFI FUND - EURO LARGE CAP	0	1.100.000	1.100.000
**D	UNION INVESTMENT LUXEMBOURG SA	0	558.004	558.004
**D	GMO MEANREVERSION FUND ONSHORE (A SERIES OF GMO MASTER PORT. (ONSHORE) LP) C/O GMO INV.	0	228.144	228.144
**D	NUMERIC ABS RETURN PD LP-PUNARNM	0	55.200	55.200
**D	MAN NUMERIC EUROPEAN ALPHA RESTRICTED MAPLESCORP SERVICES LTD	0	1.400.904	1.400.904
**D	MISSOURI LOCAL GOVERNMENT EMPLOYEES RETIREMENT SYSTEM C/O PANAGORA ASSET MGMT INC	0	131.482	131.482
**D	PANAGORA DYNAMIC GLOBAL EXPENDE ALPHA FUND LTD	0	1.754.635	1.754.635
**D	MFS BLENDED RESEARCH GLOBAL EQUITY EXTENSION FUND	0	390.672	390.672
**D	ALLIANZ SUISSE LEBENSVERSICHERUNGS-GESELLSCHAFT AG	0	1.217.205	1.217.205
**D	UBS FUND MANAGEMENT (SWITZERLAND) AG.	0	2.710.815	2.710.815
**D	UBS FUND MGT (CH) AG CH0538 UBSCHF2 EGXS II	0	20.723	20.723
**D	UBS FUND MANAGEMENT (SWITZERLAND) AG.	0	3.353.089	3.353.089
**D	LANSDOWNE ENERGY DYNAMICS MASTER LP	0	2.644.708	2.644.708
**D	UBS (LUX) STRATEGY XTRA SICAV	0	40.813	40.813
**D	MLC INVESTMENTS, MLC LIMITED	0	30.786	30.786
**D	MLC INVESTMENTS, MLC LIMITED	0	1.511.955	1.511.955
**D	UBS ASSET MANAGEMENT (AUSTRALIA) LTD	0	28.329	28.329
**D	VICTORIAN SUPERANNUATION FUND	0	949.711	949.711
**D	MLC INVESTMENTS, MLC LIMITED	0	142.084	142.084
**D	UBS MULTI MANAGER ACCESS EMU EQUITIES	0	827.315	827.315
**D	UBS ASSET MANAGEMENT (AUSTRALIA) LTD	0	20.672	20.672
**D	UBS FUND MANAGEMENT (LUXEMBOURG) SA	0	121.485	121.485
**D	UBS (LUX) SICAV 1	0	75.937	75.937
**D	UBS (LUX) EQUITY SICAV	0	3.252.766	3.252.766
**D	UBS (LUX) SICAV 1 EMU EQUITIES ENHANCED (EUR)	0	1.058.304	1.058.304
**D	GOVERNMENT OF NORWAY	0	161.120.902	161.120.902
**D	UBS GLOBAL SOLUTIONS - GLOBAL EQUITIES EUR	0	67.157	67.157
**D	UBS GLOBAL SOLUTIONS - GLOBAL EQUITIES II EUR	0	85.799	85.799
**D	FOCUSSED SICAV GLOBAL EQUITY STRATEGY (USD)	0	21.012	21.012

879

LISTA ESITO DELLE VOTAZIONE  
 Oggetto: Relazione sulla remunerazione

## FAVOREVOLI

Badge	Ragione Sociale	Proprio	Delega	Totale
**D	UBS FUND MANAGEMENT (LUXEMBOURG) SA	0	1.817.222	1.817.222
**D	LANDOWNE ICAV-LANDOWNE CLEAN ENERGY FUND	0	661.547	661.547
**D	ELECTRON CAYMAN COMPANY LIMITED.	0	143.948	143.948
**D	AEGON CUSTODY B.V	0	1.053.768	1.053.768
**D	AEGON CUSTODY B.V	0	985.021	985.021
**D	AEGON CUSTODY B.V	0	507.143	507.143
**D	AHL DIRECTIONAL EQUITIES MASTER LIMITED	0	16.789	16.789
**D	AHL EVOLUTION LTD SHARMAINE BERKELEY ARGONAUT LTD	0	376.873	376.873
**D	AHL GENESIS LIMITED	0	3.588	3.588
**D	AQR DELTA MASTER ACCOUNT LP COOGIER FIDUCIARY SERVICES (CAYMAN) LTD	0	5.513.651	5.513.651
**D	AXA UNIT TRUSTS-GLOBAL FUND	0	9.000	9.000
**D	BERESFORD FUND PLC	0	90.709	90.709
**D	BLACK DIAMOND OFFSHORE LTD	0	30.154	30.154
**D	BLACK DIAMOND RELATIVE VALUE	0	180.771	180.771
**D	BLACK DIAMOND RELATIVE VALUE CAYMAN LP	0	38.928	38.928
**D	BLACK DIAMOND RELATIVE VALUE OFFSHORE LTD.	0	363.579	363.579
**D	CBOSC ATF CW BK GRP SUP WGSS08	0	209.457	209.457
**D	CBOSC-CBGS-WGSS07	0	115.542	115.542
**D	CFSIL - COLONIAL FIRST STATE GLOBAL ASSET MANAGEMENT MULTI SECTOR TRUST 1	0	1.289	1.289
**D	CESIL RE COLONIAL FIRST STATE INVESTMENT FUND 10	0	145.928	145.928
**D	CITIBANK EUROPE PLC AS TRUSTEE FOR STANDARD LIFE WEALTH BALANCED BRIDGE FUND	0	1.912.709	1.912.709
**D	CITIBANK INTERNATIONAL PLC	0	1.600.880	1.600.880
**D	CITIBANK INTERNATIONAL PLC AS TRUSTEE CITIBANK INT.PLC	0	30.258.474	30.258.474
**D	COLONIAL FIRST STATE	0	439.120	439.120
**D	COLONIAL FIRST STATE INVESTMENTS LIMITED	0	350.963	350.963
**D	COLONIAL FIRST STATE INVESTMENTS LIMITED	0	1.956.249	1.956.249
**D	COMMONWEALTH GLOBAL SHARE FUND 30	0	159.476	159.476
**D	COMMONWEALTH SPECIALIST FUND 36	0	6.441	6.441
**D	DOUBLE BLACK DIAMOND OFFSHORE LTD	0	680.293	680.293
**D	EATON VANCE INTERNATIONAL (IRELAND)	0	14.000	14.000
**D	ECOFIN WATER AND POWER OPPORTUNITIES PLC CO BNP PARIBAS SECURITIES SERVICES	0	754.337	754.337
**D	IRISH LIFE ASSURANCE	0	62.865	62.865
**D	IRISH LIFE ASSURANCE	0	3.413.319	3.413.319
**D	IRISH LIFE ASSURANCE	0	47.770	47.770
**D	IRISH LIFE ASSURANCE	0	194.478	194.478
**D	IRISH LIFE ASSURANCE	0	816.693	816.693
**D	IRISH LIFE ASSURANCE PLC	0	159.949	159.949
**D	JANUS CAPITAL FUND PLC	0	411.843	411.843
**D	JAPAN TRUSTEE SERVICES BANK, LTD	0	3.167.527	3.167.527
**D	JOHN HANCOCK FUNDS II GLOBAL ABSOLUTE RETURN STRATEGIES FUND	0	877.073	877.073
**D	JOHN HANCOCK FUNDS II INTERNATIONAL STRATEGIC EQUITY ALLOCATION FUND	0	52.154	52.154
**D	JOHN HANCOCK GLOBAL FOCUSED STRATEGIES FUND	0	253.630	253.630
**D	JOHN HANCOCK VARIABLE INSURANCE TRUST INTERNATIONAL EQUITY INDEX TRUST	0	318.803	318.803
**D	KOREA POST	0		

Azionisti:  
 Azionisti in proprio:

2634 Teste:  
 0 Azionisti in delega:

7  
 2634

Pagina 37

LISTA ESITO DELLE VOTAZIONI  
 Oggetto: Relazione sulla remunerazione

FAVOREVOLI

Badge	Ragione Sociale	Proprio	Delega	Totale
**D	LEGAL AND GENERAL ASSURANCE PENSIONS MANAGEMENT LIMITED	0	47.153.297	47.153.297
**D	LEGAL AND GENERAL ASSURANCE SOCIETY LIMITED	0	180.106	180.106
**D	LEGAL AND GENERAL COLLECTIVE INVESTMENT TRUST	0	1.060.527	1.060.527
**D	LSVLEHE, LSVZEHE	0	24.300	24.300
**D	MACQUARIE INVESTMENT MANAGEMENT LIMITED	0	2.103.037	2.103.037
**D	NATIONAL COUNCIL FOR SOCIAL SECURITY FUND.	0	81.026	81.026
**D	PINEBRIDGE FUND SERIES PINEBRIDGE EUROPE EQUITY FUND	0	483.452	483.452
**D	PRINCIPAL MPF EUROPEAN EQUITY FUND	0	203.887	203.887
**D	PRINCIPAL TRUST COMPANY (ASIA) LIMITED	0	500.477	500.477
**D	ROBECO INSTITUTIONAL CONSERVATIVE EQUITY FUND II	0	117.913	117.913
**D	ROBECO INSTITUTIONAL VALUE EQUITY FUND	0	577.313	577.313
**D	ROBECO UMBRELLA FUND I N.V. - ROBECO GLOBAL AC MULTI-FACTOR EQUITIES FUND	0	431.563	431.563
**D	SCRJ ROBECO INSTITUTIONAL CONSERVATIVE EQUITY FUND.	0	395.869	395.869
**D	SDA INTL EQUITY INDEX FD WORLD	0	199.149	199.149
**D	SLIC - EUROPEAN EQUITY GROWTH FUND	0	510.629	510.629
**D	SLIC - EUROPEAN EQUITY INCOME FUND	0	6.154.685	6.154.685
**D	SLIC - GLOBAL EQUITY INCOME FUND	0	637.116	637.116
**D	STANDARD LIFE ASSURANCE LIMITED	0	23.046.317	23.046.317
**D	STANDARD LIFE WEALTH ACER FUND CITIBANK INTERNATIONAL PLC	0	69.675	69.675
**D	STICHTING CUSTODY ROBECO INSTITUTIONAL	0	292.126	292.126
**D	THE NOMURA TRUST AND BANKING CO LTD	0	154.777	154.777
**D	THE NOMURA TRUST AND BANKING CO LTD	0	9.811	9.811
**D	UNITED TECHNOLOGIES CORPORATION MASTER RETIREMENT TRUST (GLOBAL) C/O ANALYTIC INVESTORS LLC	0	13.536	13.536
**D	VICTORY CAPITAL INTERNATIONAL COLLECTIVE INVESTMENT TRUST	0	43.964	43.964
**D	VICTORY CEMP DEVELOPED ENHANCED VOLATILITY WTD INDEX ETF	0	28.137	28.137
**D	VICTORY CEMP INTERNATIONAL HIGH DIV VOLATILITY WTD INDEX ETF	0	61.967	61.967
**D	VICTORY CEMP INTERNATIONAL VOLATILITY WTD INDEX ETF	0	5.199	5.199
**D	VICTORY CEMP MARKET NEUTRAL INCOME FUND	0	23.688	23.688
**D	VICTORY RS GLOBAL FUND	0	33.541	33.541
**D	VICTORY RS INTERNATIONAL FUND	0	50.037	50.037
**D	VICTORY RS INTERNATIONAL VIP SERIES	0	382.678	382.678
**D	VICTORY TRIVALENT INTERNATIONAL FUND - CORE EQUITY	0	20.769	20.769
**D	WELLINGTON ALTA FUND	0	11.830	11.830
**D	MARITIME SUPER	0	149.300	149.300
**D	NORGES BANK	0	4.236.177	4.236.177
**D	TRUST FOR RETIR MED, DENT & LIFE INS ARMY&AIR FORCE EXCH	0	69.083	69.083
**D	THE RETIREMENT ANN PL FOR EMPL OF THE ARMY&AIR FORCE EX SERV	0	155.782	155.782
**D	SOMOMA COUNTY EMPLOYEES RETIREMENT ASSOCIATION	0	114.047	114.047
**D	TOWERS WATSON U.S. PENSION PLAN TRUST	0	158.375	158.375
**D	RIVERSIDE CHURCH IN THE CITY OF NEW YORK	0	65.499	65.499
**D	THE METHODIST HOSPITAL	0	218.100	218.100
**D	XEROX CORPORATION RETIREMENT & SAVINGS PLAN	0	82.200	82.200
**D	NOVARTIS CORPORATION PENSION MASTER TRUST	0	123.443	123.443

881

LISTA ESITO DELLE VOTAZIONE  
 Oggetto: Relazione sulla remunerazione

FAVOREVOLI


Badge	Ragione Sociale	Proprio	Delega	Totale
**D	QS INTERNATIONAL EQUITY FUND	0	492.399	492.399
**D	LEGG MASON DEVELOPED EX-US DIVERSIFIED CORE ETF	0	7.251	7.251
**D	STATE FARM VARIABLE PRODUCT TRUST, INTERNATIONAL EQ INDEX F	0	171.935	171.935
**D	TEACHERS' RETIREMENT SYSTEM OF THE STATE OF ILLINOIS	0	13.232	13.232
**D	TEACHERS' RETIREMENT SYSTEM OF THE STATE OF ILLINOIS	0	3.058.239	3.058.239
**D	BEAUMONT HEALTH MASTER RETIREMENT TRUST	0	25.329	25.329
**D	WILLIAM BEAUMONT HOSPITAL	0	24.337	24.337
**D	KAISER PERMANENTE GROUP TRUST	0	1.378.169	1.378.169
**D	HC CAPITAL TRUST- THE INSTITUTIONAL INTERNATIONAL EQUITY PTF	0	150.456	150.456
**D	ARKWRIGHT, LLC	0	38.202	38.202
**D	KAISER FOUNDATION HOSPITALS	0	331.300	331.300
**D	FIDELITY RUTLAND SQUARE TR II: STRAT ADV INT MULTI-MANAGER F	0	24.947	24.947
**D	FIDELITY RUTLAND SQUARETR II: STRATEGIC ADVISERS INT F	0	3.050.290	3.050.290
**D	JOHN HANCOCK VARIABLE INSURANCE TRUST UTILITIES TRUST	0	1.996.321	1.996.321
**D	WELLS FARGO UTILITIES AND HIGH INCOME FUND	0	1.225.000	1.225.000
**D	WELLS FARGO GLOBAL DIVIDEND OPPORTUNITY FUND	0	3.750.000	3.750.000
**D	LAUDUS INTERNATIONAL MARKETMASTERS FUND	0	30.819	30.819
**D	LAUDUS MONDRIAN INTERNATIONAL EQUITY FUND	0	629.491	629.491
**D	SCHWAB INTERNATIONAL EQUITY ETF	0	4.292.614	4.292.614
**D	SCHWAB FUNDAMENTAL INTERNATIONAL LARGE COMPANY ETF	0	2.719.049	2.719.049
**D	SANFORD C. BERNSTEIN INTL VALUE EQ (CAP-WEIGHTED UNHEDGED) F	0	78.900	78.900
**D	JOHN HANCOCK ENDURING EQUITY FUND	0	748.298	748.298
**D	JOHN HANCOCK VAR INS TRUST STRATEGIC EQUITY ALLOCATION TRUST	0	2.077.243	2.077.243
**D	JOHN HANCOCK FUNDS II STRATEGIC EQUITY ALLOCATION FUND	0	1.303.542	1.303.542
**D	US RETIREMENT TRUST	0	133.611	133.611
**D	PUTNAM DYNAMIC RISK ALLOCATION FUND	0	47.899	47.899
**D	PUTNAM VARIABLE TRUST - PUTNAM VT GLOBAL ASSET ALLOCATION F	0	29.039	29.039
**D	PUTNAM DYNAMIC ASSET ALLOCATION GROWTH FUND	0	746.047	746.047
**D	PUTNAM DYNAMIC ASSET ALLOCATION BALANCED FUND	0	500.861	500.861
**D	PUTNAM DYNAMIC ASSET ALLOCATION CONSERVATIVE FUND	0	238.243	238.243
**D	PUTNAM GLOBAL UTILITIES FUND	0	740.654	740.654
**D	PUTNAM VARIABLE TRUST - PUTNAM VT GLOBAL UTILITIES FUND	0	304.635	304.635
**D	PUTNAM TOTAL RETURN TRUST	0	113.667	113.667
**D	PUTNAM RETIREMENT ADVANTAGE GAA GROWTH PORTFOLIO	0	337.513	337.513
**D	PUTNAM RETIREMENT ADVANTAGE GAA BALANCE PORTFOLIO	0	177.822	177.822
**D	PUTNAM RETIREMENT ADVANTAGE GAA CONSERVATIVE PORTFOLIO	0	47.960	47.960
**D	PUTNAM RETIREMENT ADVANTAGE GAA INCOME STRATEGIES PORTFOLIO	0	29.845	29.845
**D	PUTNAM RETIREMENT ADVANTAGE GAA EQUITY PORTFOLIO	0	122.077	122.077
**D	PUTNAM TOTAL RETURN FUND, LLC	0	37.152	37.152
**D	THE STATE OF NEVADA	0	68.297	68.297
**D	PUTNAM DYNAMIC ASSET ALLOCATION EQUITY FUND	0	38.992	38.992
**D	INTERNATIONAL PAPER CO COMMINGLED INVESTMENT GROUP TRUST	0	2.014.237	2.014.237
**D	LAZARD ASSET MANAGEMENT LLC	0	3.602	3.602

**LISTA ESITO DELLE VOTAZIONE**  
**Oggetto: Relazione sulla remunerazione**

**FAVOREVOLI**

Badge	Ragione Sociale	Proprio	Delega	Totale
**D	LAZARD INTERNATIONAL EQUITY ADVANTAGE PORTFOLIO	0	1.510	1.510
**D	DEKA INVESTMENT GMBH FOR SFT 3-FONDS	0	251.256	251.256
**D	ALLIANZ GLOBAL INVESTORS GMBH FOR DBI-FONDS SFT 4	0	11.163	11.163
**D	J & J PENSION FUND OFF	0	54.836	54.836
**D	INTERNATIONAL EXPATRIATE BENEFIT MASTER TRUST	0	37.133	37.133
**D	MFS VARIABLE INSURANCE TRUST - MFS UTILITIES SERIES	0	9.768.066	9.768.066
**D	MFS HERITAGE TRUST COMPANY COLLECTIVE INVESTMENT TRUST	0	328.696	328.696
**D	MFS DEVELOPMENT FUNDS, LLC	0	16.657	16.657
**D	GOLDMAN SACHS TRST II-GOLDMAN SACHS MULTI-MNGR GLOBAL EQT FUND	0	6.998	6.998
**D	GOLDMAN SACHS TRUST- GOLDMAN SACHS GLOBAL MANAGED BETA FUND	0	8.013	8.013
**D	GOLDMAN SACHS TRUST - GOLDMAN SACHS GLOBAL INFRASTRUCTURE FUND	0	10.184	10.184
**D	GOLDMAN SACHS TRUST II GOLDMAN SACHS GQG PART INTL OPP FD	0	270.475	270.475
**D	INTERNATIONAL MONETARY FUND	0	318.037	318.037
**D	USAA GLOBAL EQUITY INCOME FUND	0	255.410	255.410
**D	ALLIANCEBERNSTEIN GLOBAL RISK ALLOCATION FUND INC	0	10.639	10.639
**D	THE ALLIANCEBERNSTEIN POOLING PTF - ALLIANCE VOL MNGM PTF	0	70.699	70.699
**D	ALLIANCEBERNST VAR PROD SER F INC.ALLIANCEB DYN ASSET ALL PTF	0	72.583	72.583
**D	AB VARIABLE PROD SERIES FD, INC.-AB BALANCED WEALTH STG PORTF	0	37.731	37.731
**D	ALLIANZ GLOBAL INVESTORS GMBH FOR DBI-FONDS ANDUS	0	225.319	225.319
**D	JOHN HANCOCK LIFE AND HEALTH INSURANCE COMPANY	0	365.073	365.073
**D	RUSSELL TRUST CO COMMINGLED EMPLOYEE BENEFIT FUNDS TRUST	0	10.535.977	10.535.977
**D	RUSSELL INVESTMENT COMPANY PLC	0	8.170.808	8.170.808
**D	METROPOLITAN LIFE INSURANCE COMPANY	0	289.164	289.164
**D	THE MASTER TRUST BK OF JP LTD: HITACHI FOREIGN EQ INDEX MF	0	147.136	147.136
**D	SPDR MSCI WORLD QUALITY MIX FUND	0	1.302	1.302
**D	COMMONFUND STRATEGIC SOLUTIONS GLOBAL EQUITY, LLC	0	488.700	488.700
**D	GMM INVESTMENT FUNDS TRUST	0	673.786	673.786
**D	GMM INVESTMENT FUNDS TRUST	0	805.100	805.100
**D	IEM RETIREMENT PLAN	0	52.225	52.225
**D	ALLIANZ GLOBAL INV GMBH FOR ALLIANZGI-FONDS SFT2	0	46.546	46.546
**D	DEUTSCHE ASSET MNGM INV GMBH FOR DEAM FONDS BBS	0	48.000	48.000
**D	THORNBERG INVESTMENT INCOME BUILDER FUND	0	15.700.200	15.700.200
**D	NEUBERGER BERMAN ALTERNATIVE FUNDS NB MULTI-ASSET INCOME FUND	0	747	747
**D	AMERICAN BUREAU OF SHIPPING	0	13.705	13.705
**D	JAPAN TRUSTEE SERV BK LTD ATF SMTB PINCO RAE LO VOL FR EQT M F	0	8.321	8.321
**D	PRINCIPAL GLOBAL INVESTORS COLLECTIVE INVESTMENT TRUST	0	527.642	527.642
**D	AMERICAN BAR ASSOCIATION MEMBERS/MTC COLLECTIVE TRUST	0	74.200	74.200
**D	AMERICAN CENTURY STRATEGIC ASSET ALL, INC. STRAT ALL CONS F	0	54.095	54.095
**D	AMERICAN CENTURY STRAT ASSET ALL, INC. STRAT ALL MODERATE F	0	227.054	227.054
**D	AMERICAN CENTURY STRAT ASSET ALL, INC. STRATEGIC ALL AGGR F	0	176.089	176.089
**D	AMERICAN CENTURY QUANTITATIVE EQUITY FUNDS, INC. INT CORE EQ	0	51.084	51.084
**D	AMERICAN CENTURY WORLD MUTUAL FUNDS, INC. INTL VALUE F	0	251.490	251.490
**D	AMERICAN CENTURY WORLD MUTUAL FUNDS INC - NT INT VALUE FUND	0	2.622.881	2.622.881

883





LISTA ESITO DELLE VOTAZIONE  
 Oggetto: Relazione sulla remunerazione

FAVOREVOLI

Badge	Ragione Sociale	Proprio	Delega	Totale
**D	AMERICAN CENTURY RETIREMENT DATE TRUST	0	361.897	361.897
**D	XEROX CANADA EMPLOYEES RETIREMENT PLAN	0	47.900	47.900
**D	PEOPLE'S BANK OF CHINA	0	6.064.055	6.064.055
**D	PEOPLE'S BANK OF CHINA	0	7.920.971	7.920.971
**D	JP TR SERV BK LTD ATF MATB MSCI KOKUSAI INDEX MOTHER F	0	159.409	159.409
**D	AXA IM SMART MATCHING SOLUTIONS PUBLIC LIMITED COMPANY	0	42.000	42.000
**D	ALPINE GLOBAL INFRASTRUCTURE FUND	0	521.000	521.000
**D	ANIMA FUNDS PLC	0	2.504.661	2.504.661
**D	ANGELES GLOBAL EQUITY OPPORTUNITIES FUND LLC	0	87.000	87.000
**D	THE MASTER TR BK OF JP LTD ATF INVESCO DEV COUNT EQ INDEX M F	0	750	750
**D	PENSION FUND OF SUMITOMO MITSUI BANKING CORPORATION	0	52.319	52.319
**D	THE MASTER TRUST BK OF JP RE F RUSSELL INV (JP) INTEL EQUITY F	0	234.700	234.700
**D	TOYOTA MOTOR PENSION FUND	0	223.583	223.583
**D	AQR GLOBAL ENHANCED MINIMUM VOLATILITY EQUITY FUND, L.P.	0	881	881
**D	AQR INTERNATIONAL EQUITY EDGE FUND, L.P.	0	4.360	4.360
**D	AQR FUNDS - AQR INT RELAXED CONSTRAINT EQUITY FUND	0	9.101	9.101
**D	ARROWSTREET MULTI STRATEGY UMBRELLA PLC	0	308.057	308.057
**D	ARROWSTREET INTERNATIONAL EQUITY EAFE TRUST FUND	0	68.288	68.288
**D	ARROWSTREET INTL EQ ACWI EX US ALPHA EXTENSION TRUST FUND	0	58.782	58.782
**D	AXA INVESTMENT MANAGERS DEUTSCHLAND GMBH FOR AXA EUROPA	0	150.000	150.000
**D	AXA INVESTMENT MANAGERS DEUTSCHLAND GMBH FOR AXA WELT	0	63.000	63.000
**D	GENERAL CONFERENCE CORPORATION OF SEVENTH DAY ADVENTISTS	0	313.808	313.808
**D	AXA ROSENBERG EQUITY ALPHA TRUST	0	1.665.000	1.665.000
**D	STATE OF ALASKA RETIREMENT AND BENEFITS PLANS	0	1.184.073	1.184.073
**D	STATE OF ALASKA RETIREMENT AND BENEFITS PLANS	0	815.702	815.702
**D	JP TRU SERVICES BK, LTD. AS TRU FOR SMTB GWAS EQ MOTHER FD	0	18.114	18.114
**D	OBILATE INTERNATIONAL PASTORAL INVESTMENT TRUST	0	28.150	28.150
**D	UNITED TECHNOLOGIES CORPORATION EMPLOYEE SAVINGS PLAN	0	515.967	515.967
**D	THE WALT DISNEY COMPANY RETIREMENT PLAN MASTER TRUST	0	111.482	111.482
**D	BROOKFIELD REAL ASSETS HYBRID MASTER FUND L.P.	0	73.800	73.800
**D	THE MASTER TRUST BK OF JP LTD: RUSSELL GLB ENVIR TECH FUND	0	3.338	3.338
**D	MERCER DIOCESE OF BROOKLYN GROWTH STRATEGY	0	156.815	156.815
**D	MERCER DIOCESE OF BROOKLYN LAY PENSION INVESTMENT TRUST	0	158.300	158.300
**D	MERCER DIOCESE OF BROOKLYN LAY PENSION INVESTMENT TRUST	0	78.140	78.140
**D	SIEFORS XXI BANORTE CONS, SOC ANON DE CAPITAL VARIABLE	0	78.900	78.900
**D	TIAA-CREF FUNDS - ENHANCED INTERNATIONAL EQUITY INDEX FUND	0	2.569.483	2.569.483
**D	MET INVESTOR SERIES TRUST-ALLIANCE GLOBAL DYNAMIC ALL PTF	0	2.692.631	2.692.631
**D	MET INVESTORS SERIES TRUST-SCHRODERS GLOBAL MULTI-ASSET PTF	0	775.255	775.255
**D	MET INVESTORS SERIES TRUST-JPMORGAN GLOBAL ACTIVE ALL PTF	0	179.232	179.232
**D	RUSSELL INVESTMENT COMPANY - RUSSELL INTERN DEVELOPED MKT F	0	1.905.374	1.905.374
**D	RUSSELL INVESTMENT COMPANY RUSSELL GLOBAL EQUITY FUND	0	6.172.022	6.172.022
**D	HENDERSON DIVIDEND + INCOME BUILDER FUND	0	843.198	843.198
**D		0	319.508	319.508

884

LISTA ESITO DELLE VOTAZIONE  
 Oggetto: Relazione sulla remunerazione

FAVOREVOLI

Badge	Ragione Sociale	Proprio	Delega	Totale
**D	CENTRAL PROVIDENT FUND BOARD	0	78.732	78.732
**D	UAW RETIREE MEDICAL BENEFITS TRUST	0	4.131.639	4.131.639
**D	DESJARDINS CANADIAN BALANCED FUND	0	42.627	42.627
**D	CALVERT VP EAFE INTERNATIONAL INDEX PORTFOLIO	0	77.181	77.181
**D	CAISSE DE DEPOT ET PLACEMENT DU QUEBEC	0	11.899.564	11.899.564
**D	THE REGENTS OF THE UNIVERSITY OF CALIFORNIA	0	8.108.176	8.108.176
**D	ERIC ENERGY UTILITY FUND	0	653.000	653.000
**D	ALLIANZ GLOBAL INVESTORS GMBH FOR ELK-COFONDS	0	699.746	699.746
**D	MICROSOFT CORPORATION SAVINGS PLUS 401(K) PLAN	0	1.821.881	1.821.881
**D	ALLIANZ NFJ INTERNATIONAL VALUE FUND	0	2.084.783	2.084.783
**D	ALLIANZGI BEST STYLES GLOBAL EQUITY FUND	0	208.829	208.829
**D	ALLIANZGI BEST STYLES INTERNATIONAL EQUITY FUND	0	57.753	57.753
**D	ALLIANZGI GLOBAL DYNAMIC ALLOCATION FUND	0	32.176	32.176
**D	ALLIANZ NFJ INTERNATIONAL VALUE II FUND	0	1.385	1.385
**D	LORD ABBETT SERIES FUND, INC. - INTERNATIONAL CORE EQ PTF	0	193.435	193.435
**D	LORD ABBETT SECURITIES TRUST-LORD ABBETT INT CORE EQ F	0	1.690.148	1.690.148
**D	FEDEX CORPORATION EMPLOYEES PENSION TRUST	0	338.670	338.670
**D	PARAMETRIC INTERNATIONAL EQUITY FUND	0	157.274	157.274
**D	SOJECCI II LTEE	0	96.200	96.200
**D	EATON VANCE HEXAVEST GLOBAL EQUITY FUND	0	65.700	65.700
**D	EATON VANCE HEXAVEST INTERNATIONAL EQUITY FUND	0	15.983	15.983
**D	TAX - MANAGED INTERNATIONAL EQUITY PORTFOLIO	0	48.562	48.562
**D	GABELLI UTILITIES FUND	0	250.000	250.000
**D	THE GABELLI DIVIDEND & INCOME TRUST	0	230.000	230.000
**D	GENERAL ELECTRIC PENSION TRUST	0	80.000	80.000
**D	RUSSELL INVESTMENT FUNDS NON-U.S. FUND	0	2.628.347	2.628.347
**D	RUSSELL INVESTMENT COMPANY RUSSELL TAX-MANAGED INTL EQ FUND	0	998.328	998.328
**D	RUSSELL INVESTMENT COMPANY SELECT INTERNATIONAL EQUITY FUND	0	739.735	739.735
**D	LAND BK OF TW IN ITS CAP AS MSTR CUS OF FR TEM SIN M-A INC B F	0	590.894	590.894
**D	MARQUIS INSTITUTIONAL GLOBAL EQUITY PORTFOLIO	0	28.195	28.195
**D	PIMCO BALANCED INCOME FUND (CANADA)	0	51.650	51.650
**D	THE HARTFORD GLOBAL REAL ASSET FUND	0	14.100	14.100
**D	THE HARTFORDGLOBAL ALL- ASSET FUND	0	114.712	114.712
**D	AMERICAN FUNDS INSURANCE SERIES CAPITAL INCOME BUILDER	0	20.184	20.184
**D	CITY OF HOPE	0	494.674	494.674
**D	BECKMAN RESEARCH INSTITUTE OF THE CITY OF HOPE	0	1.339.900	1.339.900
**D	CITY OF HOPE NATIONAL MEDICAL CENTER	0	86.500	86.500
**D	CENTRAL BANK OF TRINIDAD AND TOBAGO	0	61.500	61.500
**D	RUSSELL INVESTMENT COMPANY MULTI-ASSET GROWTH STRATEGY FUND	0	79.000	79.000
**D	HEXAVEST EAFE EQUITY FUND	0	1.205.822	1.205.822
**D	HEXAVEST ACWI EQUITY FUND	0	29.004	29.004
**D		0	660.938	660.938
**D		0	49.740	49.740

885

LISTA ESITO DELLE VOTAZIONE  
 Oggetto: Relazione sulla remunerazione

FAVOREVOLI

Badge	Ragione Sociale	Proprio	Delega	Totale
**D	HEXAVEST WORLD EQUITY FUND	0	579.381	579.381
**D	BROOKFIELD GLOBAL REAL ASSET FUND	0	18.200	18.200
**D	TRANSAMERICA JPMORGAN TACTICAL ALLOCATION VP	0	109.592	109.592
**D	MONY LIFE RETIREMENT INCOME SECURITY PLAN FOR EMPLOYEES	0	5.960	5.960
**D	TRANSAMERICA AB DYNAMIC ALLOCATION VP	0	39.844	39.844
**D	ICON INTERNATIONAL EQUITY FUND	0	177.000	177.000
**D	TANGERINE BALANCED INCOME PORTFOLIO	0	16.557	16.557
**D	TANGERINE BALANCED GROWTH PORTFOLIO	0	101.866	101.866
**D	TANGERINE BALANCED GROWTH PORTFOLIO	0	86.522	86.522
**D	TANGERINE EQUITY GROWTH PORTFOLIO	0	74.941	74.941
**D	STATE FARM MUTUAL FUND TRUST, INTERNATIONAL INDEX FUND	0	158.717	158.717
**D	MASSMUTUAL SELECT OVERSEAS FUND	0	465.251	465.251
**D	MAINSTAY VP MFS UTILITIES PORTFOLIO	0	7.895.688	7.895.688
**D	TRANSAMERICA BLACKROCK GLOBAL ALLOCATION VP	0	705.964	705.964
**D	MM SELECT EQUITY ASSET FUND	0	171.948	171.948
**D	MM MSCI EAFE INTERNATIONAL INDEX FUND	0	166.142	166.142
**D	GMO TAX-MANAGED GLOBAL BALANCED PORTFOLIO	0	38.039	38.039
**D	GMO IMPLEMENTATION FUND	0	2.652.207	2.652.207
**D	JANUS CAPITAL MANAGEMENT LLC	0	20	20
**D	RUSSELL INVESTMENT COMPANY IV PLC	0	537.826	537.826
**D	JOHNSON & JOHNSON PENSION & SAVINGS PLANS MASTER TRUST	0	198.000	198.000
**D	PENSIONSKASSE JOHNSON & JOHNSON SCHWEIZ	0	82.709	82.709
**D	INTECH GLOBAL ALL COUNTRY ENHANCED INDEX FUND LLC	0	7.819	7.819
**D	SUNAMERICA SERIES TRUST GLOBAL EQUITIES PORTFOLIO	0	360.140	360.140
**D	SUNAMERICA SERIES TRUST TELECOM UTILITY PORTFOLIO	0	272.236	272.236
**D	SEASONS SERIES TRUST ASSET ALLOCATION: DIVERSIFIED GROWTH PTF	0	35.095	35.095
**D	SEASONS SERIES TRUST INTERNATIONAL EQUITY PORTFOLIO	0	126.595	126.595
**D	SUNAMERICA SERIES TRUST - SA BLACKROCK VCP GLO MUL ASSET PTF	0	172.059	172.059
**D	SUNAMERICA SERIES TRUST - SA SCHROEDERS VCP GLO ALLOC PORTFOLIO	0	64.530	64.530
**D	SUNAMERICA SERIES TRUST - SA INTERNATIONAL INDEX PORTFOLIO	0	136.619	136.619
**D	ORANGE COUNTY EMPLOYEES RETIREMENT SYSTEM	0	383.270	383.270
**D	RUSSELL COMMON CONTRACTUAL FUND	0	333.200	333.200
**D	RUSSELL INVESTMENT COMPANY V PLC	0	394.086	394.086
**D	RUSSELL INSTITUTIONAL FUNDS PLC	0	29.890	29.890
**D	STATE STREET GLOBAL EQUITY EX-US INDEX PORTFOLIO	0	370.696	370.696
**D	STATE STREET DISCIPLINED GLOBAL EQUITY PORTFOLIO	0	9.520	9.520
**D	STATE STREET INTERNATIONAL DEVELOPED EQUITY INDEX PORTFOLIO	0	1.341.151	1.341.151
**D	DEUTSCHE EAFE EQUITY INDEX FUND	0	33.775	33.775
**D	KP INTERNATIONAL EQUITY FUND	0	151.868	151.868
**D	KANSAS PUBLIC EMPLOYEES RETIREMENT SYSTEM	0	1.847.947	1.847.947
**D	RHUMBLINE INTERNATIONAL POOLED INDEX TRUST	0	42.398	42.398
**D	LOS ANGELES COUNTY EMPLOYEES RETIREMENT ASSOCIATION	0	104.000	104.000
**D	LORD ABBETT INTERNATIONAL CORE EQUITY TRUST	0	93.243	93.243

886

LISTA ESITO DELLE VOTAZIONE  
 Oggetto: Relazione sulla remunerazione

FAVOREVOLI

Badge	Ragione Sociale	Proprio	Delega	Totale
**D	SPDR MSCI ACWI IMI ETF	0	16.475	16.475
**D	SPDR MSCI EAFE QUALITY MIX ETF	0	45.802	45.802
**D	SPDR MSCI WORLD QUALITY MIX ETF	0	3.744	3.744
**D	HARTFORD MULTIFACTOR DEVELOPED MARKETS (EX-US) ETF	0	7.767	7.767
**D	ALLIANCEBERNSTEIN INTERNATIONAL ALL-COUNTRY PASSIVE SERIES	0	90.835	90.835
**D	MARYLAND STATE RETIREMENT & PENSION SYSTEM	0	1.865.751	1.865.751
**D	RUSSELL INV MULTI-ASSET FACTOR EXPOSURE FUND	0	217.156	217.156
**D	ALLIANZ GLOBAL INVESTORS GMBH FOR ALLIANZ STRAT. BALANCE	0	302.528	302.528
**D	ALLIANZ GLOBAL INVESTORS GMBH FOR ALLIANZ STRAT. STABILITAET	0	51.834	51.834
**D	ALLIANZ GLOBAL INVESTORS GMBH FOR ALLIANZ STRAT. WACHSTUM	0	388.061	388.061
**D	ALLIANZ GLOBAL INVESTORS COMPANY OF AMERICA	0	628.929	628.929
**D	THE PRUDENTIAL INSURANCE COMPANY OF AMERICA	0	469.482	469.482
**D	PRUDENTIAL TRUST CO MASTER COMMINGLED INV F FOR TAX EXEMPT TR	0	373.100	373.100
**D	MDPIM INTERNATIONAL EQUITY POOL	0	152.189	152.189
**D	MD INTERNATIONAL VALUE FUND	0	413.850	413.850
**D	MD EQUITY FUND	0	105.800	105.800
**D	MDPIM INTERNATIONAL EQUITY POOL	0	1.312.658	1.312.658
**D	MD INTERNATIONAL VALUE FUND	0	39.200	39.200
**D	MD EQUITY FUND	0	89.607	89.607
**D	MDPIM INTERNATIONAL EQUITY POOL	0	100.000	100.000
**D	MD INTERNATIONAL VALUE FUND	0	161.181	161.181
**D	MERCER INTERNATIONAL EQUITY FUND	0	6.182.419	6.182.419
**D	MGI FUNDS PLC	0	101.228	101.228
**D	MERCER QIF CCF	0	180.695	180.695
**D	MERCER QIF FUND PLC	0	314.747	314.747
**D	MERCER GLOBAL EQUITY FUND	0	594.456	594.456
**D	MERCER GLOBAL EQUITY FUND	0	1.336	1.336
**D	MGI FUNDS PLC	0	318.523	318.523
**D	MORGAN STANLEY INSTITUTIONAL FUND TR- GL MULTI-ASSET INC PTF	0	11.684	11.684
**D	LOCKHEED MARTIN CORP DEFINED CONTRIBUTION PLAN MASTER TRUST	0	6.835	6.835
**D	MET INVESTORS SERIES TRUST- PANAGORA GLO DIVERSIFIED RISK PTF	0	26.125	26.125
**D	BLUE CROSS BLUE SHIELD OF KANSAS, INC	0	9.415	9.415
**D	NORTHROP GRUMMAN CORPORATION VEEA MASTER TRUST I	0	9.411	9.411
**D	BURROUGHS WELLCOME FUND	0	3.987.454	3.987.454
**D	DEUTSCHE BANK-ONSHORE	0	785.400	785.400
**D	STATE OF NEW JERSEY COMMON PENSION FUND D	0	390.042	390.042
**D	ONTARIO TEACHERS PENSION PLAN BOARD	0	2.462.589	2.462.589
**D	NEW SHIPS, INC. PENSION MASTER TRUST	0	34.886	34.886
**D	CITY OF NEW YORK GROUP TRUST	0	709.642	709.642
**D	ONEOK, INC. RETIREMENT PLAN TRUST	0	1.241.002	1.241.002
**D	COSMOPOLITAN INVESTMENT FUND	0	504.064	504.064
**D	PIMCO RAE FUNDAMENTAL INTERNATIONAL FUND LLC	0	2.536.580	2.536.580
**D	PIMCO EQUITY SERIES: PIMCO RAE FUNDAMENTAL INTERNATIONAL FUND	0	633.386	633.386
**D	PRINCIPAL LIFE INSURANCE COMPANY	0		
**D	DIVERSIFIED REAL ASSET CIT	0		

887

Azionisti: 2634 Testi: 7  
 Azionisti in proprio: 0 Azionisti in delega: 2634

LISTA ESITO DELLE VOTAZIONE  
 Oggetto: Relazione sulla remunerazione

FAVOREVOLI

Badge	Ragione Sociale	Proprio	Delega	Totale
**D	PUTNAM WORLD TRUST	0	50.293	50.293
**D	THE UNIVERSITY OF HONG KONG	0	35.573	35.573
**D	CERN PENSION FUND	0	1.500.092	1.500.092
**D	RETIREMNT & SEC PROG. & SAVNGS PLN OF NICA & ITS MBRS MSTR TST	0	92.664	92.664
**D	DEUTSCHE ASSET MNGM INV GMBH FOR DEAM-FONDS KLP 1	0	68.000	68.000
**D	DEUTSCHE ASSET MNGM INV GMBH FOR DEAM-FONDS PPC GEQ	0	25.152	25.152
**D	DEUTSCHE ASSET MNGM INV GMBH FOR DEAM-FONDS RKBS	0	70.000	70.000
**D	DEUTSCHE ASSET MNGM INV GMBH FOR DEAM-FONDS BW GERMANY	0	19.566	19.566
**D	DEUTSCHE ASSET MNGM INV GMBH FOR DEAM-FONDS DN13	0	137.000	137.000
**D	DEUTSCHE ASSET MNGM INV GMBH FOR DEAM-FONDS PPC EQ	0	159.249	159.249
**D	DEUTSCHE ASSET MNGM INV GMBH FOR GCB PENSION FUND GERMANY	0	69.458	69.458
**D	DEUTSCHE ASSET MNGM INV GMBH FOR DEAM FONDS AKS	0	20.000	20.000
**D	DEUTSCHE ASSET MNGM INV GMBH FOR DEAM FONDS DAM 2	0	40.000	40.000
**D	DEUTSCHE ASSET MNGM INV GMBH FOR DEAM-FONDS BG 2	0	30.000	30.000
**D	DEUTSCHE ASSET MNGM INV GMBH FOR DEAM FONDS TOCO	0	110.000	110.000
**D	DEUTSCHE ASSET MNGM INV GMBH FOR DEAM FONDS AVD 2	0	20.900	20.900
**D	DEUTSCHE ASSET MNGM INV GMBH FOR DEAM-FONDS-BCA 1	0	85.000	85.000
**D	DEUTSCHE ASSET MNGM INV GMBH FOR DEAM-FONDS DAA	0	33.900	33.900
**D	DEUTSCHE ASSET MNGM INV GMBH FOR DEAM-FONDS DEUK	0	60.000	60.000
**D	DEUTSCHE ASSET MNGM INV GMBH FOR DEAM FONDS CA IV	0	24.000	24.000
**D	DEUTSCHE ASSET MNGM INV GMBH FOR DEAM FONDS KDE 1	0	60.000	60.000
**D	DEUTSCHE ASSET MNGM INV GMBH FOR DEAM FONDS WOP 1	0	215.511	215.511
**D	DEUTSCHE ASSET MNGM INV GMBH FOR DEAM FONDS WOP 2	0	135.396	135.396
**D	DEUTSCHE ASSET MNGM INV GMBH FOR STIFTUNGSFONDS SVOP	0	89.909	89.909
**D	DEUTSCHE ASSET MNGM INV GMBH FOR DEAM-FONDS DYERG	0	45.000	45.000
**D	DEUTSCHE ASSET MNGM INV GMBH FOR DEAM-FONDS PFM	0	70.000	70.000
**D	DEUTSCHE ASSET MNGM INV GMBH FOR DEAM-FONDS EXEMPLUM	0	15.000	15.000
**D	DEUTSCHE ASSET MNGM INV GMBH FOR DEAM FONDS NSW	0	40.500	40.500
**D	DEUTSCHE AM INV GMBH FOR DEAM FONDS RHEIN	0	340.000	340.000
**D	DEUTSCHE ASSET MNGM INV GMBH FOR DEAM FONDS KLLLI	0	11.000	11.000
**D	DEUTSCHE ASSET MNGM INV GMBH FOR DEAM FONDS SFWL	0	500.000	500.000
**D	DEUTSCHE ASSET MNGM INV GMBH FOR DEAM FONDS SLM 1	0	362.100	362.100
**D	DEUT ASS & WEALTH MNGM INV GMBH FOR DEAM-FONDS LHG 1	0	202.000	202.000
**D	DEUTSCHE ASSET MNGM INV GMBH FOR DEAM FONDS PMC 1	0	120.000	120.000
**D	DEUTSCHE ASSET MNGM INV GMBH FOR DEAM FONDS PKN 2	0	2.998.721	2.998.721
**D	DEUTSCHE ASSET MNGM INV GMBH FOR DEAM-FONDS OKA	0	30.000	30.000
**D	DEUTSCHE ASSET MNGM INV GMBH FOR DEAM FONDS AO 1	0	10.000	10.000
**D	DEUTSCHE ASSET MNGM INV GMBH FOR DEAM FONDS APD	0	5.000	5.000
**D	DEUTSCHE ASSET MNGM INV GMBH FOR DEAM FONDS UVG 1	0	23.400	23.400
**D	DEUTSCHE ASSET MNGM INV GMBH FOR DEAM FONDS PTF	0	77.000	77.000
**D	DEUTSCHE ASSET MNGM INV GMBH FOR DEAM FONDS RTU 1	0	20.000	20.000
**D	DEUTSCHE ASSET MNGM INV GMBH FOR DEAM FONDS PSF 1	0	31.304	31.304
**D	DEUTSCHE ASSET MNGM INV GMBH FOR DEAM FONDS SCSM	0	12.901	12.901

888

LISTA ESITO DELLE VOTAZIONE  
 Oggetto: Relazione sulla remunerazione

FAVOREVOLI

Badge	Regione Sociale	Proprio	Delega	Totale
**D	DEUTSCHE ASSET MNGM INV GMBH FOR DEAM FONDS STK	0	28.600	28.600
**D	DEUTSCHE ASSET MNGM INV GMBH FOR DEAM FONDS SVSW	0	55.000	55.000
**D	DEUTSCHE ASSET MNGM INV GMBH FOR DEAM-FONDS UZS 1	0	50.000	50.000
**D	DEUTSCHE ASSET MNGM INV GMBH FOR STIFFUNGSFONDS SV 1	0	240.000	240.000
**D	DEUTSCHE ASSET MNGM INV GMBH FOR STIFFUNGSFONDS SVC 1	0	38.868	38.868
**D	DEUTSCHE ASSET MNGM INV GMBH FOR DEAM FONDS SWI	0	33.000	33.000
**D	DEUTSCHE ASSET MNGM INV GMBH FOR DEAM FONDS SVI	0	125.000	125.000
**D	DEUTSCHE ASSET MNGM INV GMBH FOR DEAM F STRATAV EUR STRAT1	0	13.500	13.500
**D	DEUTSCHE ASSET MNGM INV GMBH FOR DEAM FONDS VEF	0	6.500	6.500
**D	DEUTSCHE ASSET MNGM INV GMBH FOR DEAM-HAD-MITARBEITER I	0	15.000	15.000
**D	DEUTSCHE ASSET MNGM INV GMBH FOR DEAM-HAD-MITARBEITER II	0	20.000	20.000
**D	DEUTSCHE ASSET MNGM INV GMBH FOR DEAM-FONDS LMI	0	150.000	150.000
**D	DEUTSCHE ASSET MNGM INV GMBH FOR DEAM-FONDS ZDB	0	16.000	16.000
**D	DEUTSCHE ASSET MNGM INV GMBH FOR DEAM FONDS PVZ 1	0	230.000	230.000
**D	DEUTSCHE ASSET MNGM INV GMBH FOR DEAM FONDS ZSB 1	0	60.000	60.000
**D	DEUTSCHE ASSET MNGM INV GMBH FOR DEAM-FONDS CPT	0	5.820	5.820
**D	DEUTSCHE ASSET MNGM INV GMBH FOR DEUTSCHE RRI7	0	49.044	49.044
**D	INTEL CORPORATION RETIREE MEDICAL PLAN TRUST	0	354.310	354.310
**D	STATE OF ALASKA DEPARTMENT OF ADMINISTRATION	0	211.155	211.155
**D	ALASKA COMMON TRUST FUND	0	110.644	110.644
**D	AQR COLLECTIVE INVESTMENT TRUST	0	345.600	345.600
**D	GREYSTONE INTERNATIONAL INCOME AND GROWTH FUND	0	94.448	94.448
**D	GREYSTONE GLOBAL INCOME + GROWTH FUND	0	1.068.850	1.068.850
**D	PANAGORA DYNAMIC GLOBAL EQUITY (EX TOBACCO) FUND	0	263.178	263.178
**D	THRIVENT PARTNER WORLDWIDE ALLOCATION FUND	0	579.002	579.002
**D	THRIVENT PARTNER WORLDWIDE ALLOCATION PORTFOLIO	0	1.182.987	1.182.987
**D	RUSSELL INSTITUTIONAL FUNDS,LLC-RUSSELL INTL EQUITY FUND	0	281.928	281.928
**D	RUSSELL INSTL FUNDS,LLC-RUSSELL MULTI-ASSET CORE PLUS FUND	0	133.718	133.718
**D	RUSSELL INSTITUTIONAL FUNDS,LLC-RUSSELL GLOB EQ PLUS FUND	0	10.935.993	10.935.993
**D	FLOURISH INVESTMENT CORPORATION	0	59.593	59.593
**D	OMERS ADMINISTRATION CORPORATION	0	236.311	236.311
**D	HONG KONG HOUSING SOCIETY	0	363.295	363.295
**D	GOV OF HM THE SULTAN AND YANG DI-PERTUAN OF BRUNEI DARUSSALAM	0	1.032.609	1.032.609
**D	BANK OF KOREA	0	270.659	270.659
**D	BIMCOR OVERSEAS POOLED FUND	0	541.008	541.008
**D	BIMCOR GLOBAL EQUITY POOLED FUND	0	7.145.000	7.145.000
**D	GOVERNMENT OF THE PROVINCE OF ALBERTA	0	3.908	3.908
**D	SPHERE FTSE EUROPE SUSTAINABLE YIELD INDEX ETF	0	15.447	15.447
**D	POWER ASSETS DEFINED CONTRIBUTION SCHEME	0	45.600	45.600
**D	SANOPI-AVENTIS US PENSION TRUST	0	174.679	174.679
**D	SSGA MSCI ACWI EX-USA INDEX NON-LENDING DAILY TRUST	0	434.785	434.785
**D	GAM INVESTMENT MANAGEMENT (SWITZERLAND) AG	0	9.120	9.120
**D	GAM INVEST MANAG (SWITZ) AG VI VORSORGEINV VI CORE AKTN AUSLAND	0	194.636	194.636
**D	HARTFORD SCHROEDERS INTERNATIONAL MULTI-CAP VALUE FUND	0		

889

LISTA ESITO DELLE VOTAZIONE  
 Oggetto: Relazione sulla remunerazione

FAVOREVOLI

Badge	Ragione Sociale	Proprio	Delega	Totale
**D	STATE STREET IRELAND UNIT TRUST	0	1.867.747	1.867.747
**D	STANDARD LIFE INV GLO ABS RETURN STRAT MASTER FUND LTD.	0	2.182.476	2.182.476
**D	STANDARD LIFE INVEST GLOBAL FOCUSED STRATEGIES MASTER FUND LTD	0	520.890	520.890
**D	STANDARD LIFE INVEST GLOBAL FOCUSED STRATEGIES EQUITY INDEX	0	23.030	23.030
**D	SWISS AND GLOBAL AM AG ON BEHALF OF SSGA EUROPE EQUITY INDEX	0	1.052.072	1.052.072
**D	SSGA SPDR ETFS EUROPE I PUBLIC LIMITED COMPANY	0	1.121.453	1.121.453
**D	SSGA SPDR ETFS EUROPE II PUBLIC LIMITED COMPANY	0	19.258	19.258
**D	SIR DAVID TRENCH FUND FOR RECREATION	0	915.151	915.151
**D	SUNSUPER SUPERANNUATION FUND	0	24.831.484	24.831.484
**D	CALIFORNIA PUBLIC EMPLOYEES RETIREMENT SYSTEM	0	8.322	8.322
**D	ROMAN CATHOLIC BISHOP OF SPRINGFIELD A CORPORATION SOLE	0	16.921.108	16.921.108
**D	TEACHER RETIREMENT SYSTEM OF TEXAS	0	24.386.496	24.386.496
**D	CALIFORNIA STATE TEACHERS RETIREMENT SYSTEM	0	5.134.859	5.134.859
**D	TENNESSEE CONSOLIDATED RETIREMENT SYSTEM	0	196.866	196.866
**D	DEUTSCHE ASSET MNGM INV GMBH FOR DEAM-FONDS PG EQ	0	99.000	99.000
**D	AXA SWISS INSTITUTIONAL FUND - EQUITIES GLOBAL EX SWITZERLAND	0	33.000	33.000
**D	DEUTSCHE ASSET MNGM INV GMBH FOR DEAM FONDS MIR 1	0	80.000	80.000
**D	DEUTSCHE ASSET MNGM INV GMBH FOR DEAM FONDS GEN 1	0	47.194	47.194
**D	DEUTSCHE ASSET MNGM INV GMBH FOR DEAM FONDS PFDB	0	240.269	240.269
**D	PINEBRIDGE GLOBAL FUNDS	0	840.000	840.000
**D	DEUTSCHE ASSET MNGM INV GMBH FOR DEAM-FONDS BPT	0	1.903.915	1.903.915
**D	METZLER ASSET MANAGEMENT GMBH FOR MI-FONDS 415	0	30.000	30.000
**D	DEUTSCHE ASSET MNGM INV GMBH FOR DEAM-FONDS RVT	0	221.286	221.286
**D	ALLIANZ GLOBAL INVESTORS GMBH FOR ALLIANZGI-FONDS HPT	0	69.300	69.300
**D	DEUTSCHE ASSET MNGM INV GMBH FOR DEAM-FONDS PAL 1	0	85.000	85.000
**D	DEUTSCHE ASSET MNGM INV GMBH FOR DEAM-FONDS GSK 1	0	352.688	352.688
**D	ASIAN DEVELOPMENT BANK	0	614.225	614.225
**D	UBS (IRL) ETF PLC	0	811.564	811.564
**D	SOUTH CALIF UTD FOOD & COMM WK UN & FOOD EMPL JOINT PENS TR F	0	26.647	26.647
**D	CAPITAL GROUP INTERNATIONAL EQUITY FUND (CANADA)	0	49.000	49.000
**D	CAPITAL INTERNATIONAL - GROWTH AND INCOME	0	77.183	77.183
**D	VANGUARD FTSE DEVELOPED EUROPE ALL CAP INDEX ETF	0	70.153	70.153
**D	VANGUARD FTSE DEVELOPED ALL CAP EX NORTH AMERICA INDEX ETF	0	14.116	14.116
**D	VANGUARD DEVEL ALL-CAP EX NORTH AMERICA EQT IND POOLED FUND	0	2.139	2.139
**D	VANGUARD GLOBAL VALUE FACTOR ETF	0	175.472	175.472
**D	VANGUARD INVESTMENTS II COMMON CONTRACTUAL FUND	0	619.874	619.874
**D	VANGUARD FTSE DEVELOPED EUROPE INDEX ETF	0	17.315	17.315
**D	THE WELLINGTON TR CO NAT ASS MULT COLLECT INV F TRUST	0	781.961	781.961
**D	THE WELLINGTON TR CO NAT ASS MULT COMM, ENDURING ASSETS PTF	0	1.180.874	1.180.874
**D	WELLINGTON TR CO, NA MULT COMM TR F TR, REAL TOTAL RETURN PTF	0	780	780
**D	WELLINGTON TR CO, NA MULT COMM TR F TR DAILY END ASS PTF	0	1.275.313	1.275.313
**D	THE WELLINGTON TR CO NAT ASS MULT COLLECTIVE INV F TRUST II	0	123.875	123.875
**D	WELLS FARGO BK DECL OF TR EST INV FUNDS FOR EMPLOYEE BEN TR	0	472.328	472.328

890

LISTA ESITO DELLE VOTAZIONE  
 Oggetto: Relazione sulla remunerazione

FAVOREVOLI

Badge	Ragione Sociale	Proprio	Delega	Totale
**D	WELLS FARGO DIVERSIFIED INTERNATIONAL FUND	0	79.600	79.600
**D	WELLS FARGO MASTER TRUST DIVERSIFIED STOCK PORTFOLIO	0	361.086	361.086
**D	WELLS FARGO MASTER TRUST INTERNATIONAL VALUE PORTFOLIO	0	1.706.600	1.706.600
**D	WELLINGTON COMPOUND GROWTH, L.P.	0	22.297	22.297
**D	WISDMOTREE ISSUER PUBLIC LIMITED COMPANY	0	86.620	86.620
**D	WSIB INVESTMENTS (PUBLIC EQUITIES) POOLED FUND TRUST	0	2.196.350	2.196.350
**D	DIVERSIFIED MARKETS (2010) POOLED FUND TRUST	0	132.815	132.815
**D	WASHINGTON STATE INVESTMENT BOARD	0	12.387.571	12.387.571
**D	WISDMOTREE DYNAMIC CURRENCY HEDGED EUROPE EQUITY FUND	0	3.467	3.467
**D	WISDMOTREE DYNAMIC CURRENCY HEDGED INTRNL EQUITY FUND	0	252.437	252.437
**D	WISDMOTREE DYNAMIC CURRENCY HEDGED INTRNL EQUITY FUND	0	320.239	320.239
**D	WISDMOTREE DEFA EQUITY INCOME FUND	0	523.128	523.128
**D	WISDMOTREE INTERNATIONAL EQUITY FUND	0	38.618	38.618
**D	WISDMOTREE GLOBAL HIGH DIVIDEND FUND	0	325.411	325.411
**D	WISDMOTREE INTERNATIONAL LARGE CAP DIVIDEND FUND	0	2.918	2.918
**D	WISDMOTREE GLOBAL EX-U.S. HEDGED DIVIDEND FUND	0	1.030.200	1.030.200
**D	NEW YORK STATE TEACHERS RETIREMENT SYSTEM	0	3.196.543	3.196.543
**D	NEW YORK STATE TEACHERS RETIREMENT SYSTEM	0	756.683	756.683
**D	PENSIONFONDS METAAL OFF	0	478.800	478.800
**D	PRUDENTIAL RETIREMENT INSURANCE & ANNUITY COMPANY	0	23.896	23.896
**D	PRUDENTIAL RETIREMENT INSURANCE & ANNUITY COMPANY	0	97.407	97.407
**D	PRUDENTIAL RETIREMENT INSURANCE & ANNUITY COMPANY	0	1.247.430	1.247.430
**D	WELLINGTON MANAGEMENT FUNDS (IRELAND) PLC	0	196.459	196.459
**D	MANULIFE ASSET MANAGEMENT INTERNATIONAL EQUITY INDEX POOLED F	0	294.076	294.076
**D	SWISS & GBL ASSET MNGMT AG ON BHLF OF ZUR INVEST INSTIT FNDS	0	32.073.349	32.073.349
**D	SS BK AND TRUST COMPANY INV FUNDS FOR TAXEXEMPT RETIREMENT PL	0	14.777	14.777
**D	SSGA EAFE INDEX PLUS NON-LENDING COMMON TRUST FUND	0	30.108	30.108
**D	SSGA ACWI INTEGR ALPHA SELECT NON-LENDING QP COMMON TRUST F	0	45.446	45.446
**D	SSGA INTERNATIONAL ALPHA NON-LENDING QP COMMON TRUST FUND	0	213.451	213.451
**D	SSGA RUSSELL FD GL EX-US INDEX NONLENDING QP COMMON TRUST FUND	0	276.836	276.836
**D	SSGA FTSE RAFI DEVELOPED 1000 INDEX NON-LENDING COMMON TR F	0	296.656	296.656
**D	STATE STREET GLOBAL MANAGED VOL ALPHA NON-LENDING COM TRUST FD	0	54.376	54.376
**D	GSO ADGM III COMMON CONTRACTUAL FUND	0	763.624	763.624
**D	STATE STREET SP GLO INFRA INDEX NON-LENDING COMMON TRUST FUND	0	768.762	768.762
**D	SSGA MSCI EUROPE SCREENED INDEX NON-LENDING COMMON TRUST FUND	0	98.469	98.469
**D	MSCI EAFE PROV SCREENED INDEX NON - LENDING COMMON TR FUND	0	10.350	10.350
**D	THE AB PORTFOLIOS - AB TAX-MANAGED BALANCED WEALTH STRATEGY	0	104.826	104.826
**D	THE AB PORTFOLIOS - AB BALANCED WEALTH STRATEGY	0	14.574	14.574
**D	THE AB PORTFOLIOS - AB CONSERVATIVE WEALTH STRATEGY	0	141.020	141.020
**D	THE AB PORTFOLIOS-AB TAX-MANAGED WEALTH APPRECIATION STRATEGY	0	251.500	251.500
**D	PWM VERMOGENSMANDAT - DWS	0	10.858.483	10.858.483
**D	INVESTEC GLOBAL STRATEGY FUND	0	132.422	132.422
**D	GLOBAL ADVANTAGE FUNDS - MAJOR MARKETS TEILFONDS	0	5.267.766	5.267.766
**D	STATE STREET GLOBAL ADVISORS LUXEMBOURG SICAV	0		

Azionisti: 2634 Teste: 7  
 Azionisti in proprio: 0 Azionisti in delega: 2634

891



LISTA ESITO DELLE VOTAZIONE  
 Oggetto: Relazione sulla remunerazione

FAVOREVOLI

Badge	Ragione Sociale	Proprio	Delega	Totale
**D	AXA WORLD FUNDS II	0	12.000	12.000
**D	AXA WORLD FUNDS	0	3.338.981	3.338.981
**D	ALLIANZ GLOBAL INVESTORS FUND	0	2.853.156	2.853.156
**D	RAS LUX FUND	0	75.000	75.000
**D	ALLIANZ SUISSE - STRATEGY FUND	0	34.842	34.842
**D	METALLEURTE FONDS PORTFOLIO	0	167.306	167.306
**D	ALLIANZ STIFTUNGSFONDS NACHHALTIGKEIT	0	143.248	143.248
**D	RP RENDITE PLUS	0	157.197	157.197
**D	BLACKROCK STRATEGIC FUNDS	0	521.370	521.370
**D	BLACKROCK GLOBAL INDEX FUNDS	0	655.587	655.587
**D	DB X-TRACKERS	0	26.602.244	26.602.244
**D	DEUTSCHE INVEST II	0	832.107	832.107
**D	DEUTSCHE INVEST I	0	2.385.032	2.385.032
**D	GOLDMAN SACHS FUNDS	0	5.714.158	5.714.158
**D	GOLDMAN SACHS FUNDS II	0	208.253	208.253
**D	GOLDMAN SACHS FUNDS II	0	73.786	73.786
**D	NEXTAM PARTNERS	0	45.048	45.048
**D	MFS MERIDIAN FUNDS	0	7.060.044	7.060.044
**D	KIEGER FUND I	0	24.729	24.729
**D	DB PRIVATMANDAT	0	377.228	377.228
**D	DEUTSCHE ASSET MNGM S.A. FOR VERM FLEXIBEL (80./ . TEILGESCH)	0	313.811	313.811
**D	DEUTSCHE ASSET MNGM S.A. FOR DWS VERMOEGENSMANDAT-DEFENSIV	0	149.015	149.015
**D	DEUTSCHE ASSET MNGM S.A. FOR DWS VERMOEGENSMANDAT-BALANCE	0	635.353	635.353
**D	DEUTSCHE ASSET MANAGEMENT S.A. FOR DEUTSCHE ESG EUROPEAN EQ	0	701.200	701.200
**D	DEUTSCHE ASSET MNGM S.A. FOR DWS ETOILE	0	25.286	25.286
**D	JULIUS BAER MULTISTOCK	0	2.193.898	2.193.898
**D	MULTILABEL SICAV	0	2.679.000	2.679.000
**D	SGKB (LUX) FUND	0	7.493	7.493
**D	MULTIFLEX SICAV	0	548.467	548.467
**D	GAM STAR (LUX)	0	1.169.994	1.169.994
**D	UBS ETF-UBS-ETF DJ EURO STOXX 50	0	2.281.511	2.281.511
**D	UBS ETF	0	5.791.734	5.791.734
**D	UBS ETF	0	256.798	256.798
**D	UBS ETF	0	348.753	348.753
**D	UBS ETF	0	311.276	311.276
**D	UBS ETF	0	861.814	861.814
**D	UBS ETF	0	1.900.931	1.900.931
**D	UBS ETF	0	182.463	182.463
**D	UBS.ETF	0	541.241	541.241
**D	DEUTSCHE ASSET MNGM INV.GMBH FOR VERMOEGENSMNGM RENDITE OF	0	47.301	47.301
**D	DEUTSCHE ASSET MNGM INV GMBH FOR ALBATROS FONDS OF	0	1.048.261	1.048.261
**D	DEUTSCHE AM INVESTMENT GMBH FOR DEUTSCHE AM LOWVOL EUROPE	0	75.000	75.000
**D	DEUTSCHE ASSET MNGM INV GMBH FOR E. ON AKTIENFONDS DWS	0	230.303	230.303
**D	DEUTSCHE ASSET MNGM INV GMBH FOR DWS VORSORGE AS (DYNAMIK)	0		

892

LISTA ESITO DELLE VOTAZIONE  
 Oggetto: Relazione sulla remunerazione

FAVOREVOLI

Badge	Ragione Sociale	Proprio	Delega	Totale
**D	DEUTSCHE ASSET MNGM INV GMBH FOR DWS VORSORGE AS (FLEX)	0	95.646	95.646
**D	DEUTSCHE ASSET MNGM INV GMBH FOR DWS TOP EUROPE	0	3.007.330	3.007.330
**D	DEUTSCHE ASSET MNGM INV GMBH FOR OPFENHELM DYNAMIC EUROPE BAL	0	103.064	103.064
**D	DEUTSCHE ASSET MNGM INV GMBH FOR OP STRATEGIEFORTFOLIO IV	0	126.949	126.949
**D	DEUTSCHE ASSET MNGM INV GMBH FOR SOP EUROLANDWERTE	0	319.345	319.345
**D	DEUTSCHE ASSET MNGM INV GMBH FOR MULTI-INDEX EQUITY FUND	0	53.449	53.449
**D	DEUTSCHE ASS MGMT INVEST. MIT TEILGESE. FOR FIX INC AND ALT	0	162.755	162.755
**D	MONETARY AUTHORITY OF SINGAPORE	0	1.933.700	1.933.700
**D	ISHARES MSCI ACWI ETF	0	867.923	867.923
**D	ISHARES MSCI ACWI EX US ETF	0	776.221	776.221
**D	ISHARES EUROPE ETF	0	2.424.320	2.424.320
**D	ISHARES MSCI EAFE ETF	0	39.213.412	39.213.412
**D	ISHARES MSCI EAFE VALUE ETF	0	5.505.686	5.505.686
**D	ISHARES GLOBAL UTILITIES ETF	0	957.716	957.716
**D	ISHARES MSCI EUROZONE ETF	0	17.415.730	17.415.730
**D	ISHARES MSCI ITALY CAPED ETF	0	13.594.510	13.594.510
**D	ISHARES MSCI KOKUSAI ETF	0	41.662	41.662
**D	ISHARES GLOBAL INFRASTRUCTURE ETF	0	6.100.527	6.100.527
**D	ISHARES INTERNATIONAL SELECT DIVIDEND ETF	0	3.443.481	3.443.481
**D	BLACKROCK MSCI WORLD INDEX FUND OF BLACKROCK FUNDS	0	114.469	114.469
**D	BLACKROCK INST TRUST CO NA INV FUNDSFOR EMPLOYEE BENEFIT TR	0	52.431.612	52.431.612
**D	ISHARES CORE MSCI EAFE ETF	0	11.608.046	11.608.046
**D	ISHARES CORE MSCI TOTAL INTERNATIONAL STOCK ETF	0	1.753.340	1.753.340
**D	ISHARES CORE MSCI INTERNATIONAL DEVELOPED ETF	0	11.248	11.248
**D	ISHARES MSCI WORLD ETF	0	84.746	84.746
**D	ISHARES CORE MSCI EAFE IMI INDEX ETF	0	338.281	338.281
**D	ISHARES MSCI EUROPE IMI INDEX ETF	0	123.863	123.863
**D	ISHARES CORE MSCI EUROPE ETF	0	1.460.820	1.460.820
**D	ISHARES MSCI EAFE ESG OPTIMIZED ETF	0	109.580	109.580
**D	ISHARES EDGE MSCI INTL VALUE FACTOR ETF	0	106.752	106.752
**D	ISHARES EDGE MSCI INTL SIZE FACTOR ETF	0	1.902	1.902
**D	ISHARES INTERNATIONAL FUNDAMENTAL INDEX ETF	0	186.245	186.245
**D	ISHARES GLOBAL MONTHLY DIVIDEND INDEX ETF (CAD-HEDGED)	0	48.231	48.231
**D	CONNECTICUT GENERAL LIFE INSURANCE COMPANY	0	32.594	32.594
**D	THRIFT SAVINGS PLAN	0	21.678.614	21.678.614
**D	BLACKROCK CDN MSCI EAFE EQUITY INDEX FUND	0	2.447.261	2.447.261
**D	CDN ACWI ALPHA TILTS FUND	0	100.529	100.529
**D	BLACKROCK CDN WORLD INDEX FUND	0	257.346	257.346
**D	BLACKROCK CDN MSCI EAFE INDEX PLUS FUND	0	57.333	57.333
**D	BLACKROCK INDEX FUNDS INC. -BLACKROCK INTERNATIONAL INDEX FUND	0	3.575.255	3.575.255
**D	BLACKROCK UTILITY AND INFRASTRUCTURE TRUST	0	2.947.617	2.947.617
**D	ACWI EX-US INDEX MASTER PORTFOLIO OF MASTER INVESTMENT PTF	0	425.427	425.427
**D	INTERNATIONAL TILTS MASTER PORTFOLIO OF MASTER INVESTMENT PTF	0	6.180	6.180

893

LISTA ESITO DELLE VOTAZIONE  
 Oggetto: Relazione sulla remunerazione

FAVOREVOLI


Badge	Ragione Sociale	Proprio	Delega	Totale
**D	RUSSELL DEVELOPED EX-U.S. LARGE CAP INDEX FUND B	0	60.398	60.398
**D	MSCI EQUITY INDEX FUND B-ITALY	0	12.928	12.928
**D	WORLD ALPHA TILTS NON-LENDABLE FUND B	0	11.917	11.917
**D	BGI MSCI EUROPE EQUITY INDEX FUND B	0	2.267.806	2.267.806
**D	BGI MSCI EAFE EQUITY INDEX NON-LENDABLE FUND B	0	2.278.030	2.278.030
**D	BGI MSCI EMU IMI INDEX FUND B	0	7.364	7.364
**D	BLACKROCK MSCI EUROPE EQUITY ESG SCREENED INDEX FUND B	0	7.735	7.735
**D	EUROPEEX-CONTROVERSIAL WEAPONS EQUITY INDEX FUND B	0	826.215	826.215
**D	INTERNATIONAL ALPHA TILTS FUND B	0	403.561	403.561
**D	GLOBAL EX US ALPHA TILTS FUND B	0	8.562	8.562
**D	MASTER TRUST FOR CERTAIN TAX-QUAL BECHTEL RETIREMENT PLANS	0	289.312	289.312
**D	RUSSELL INVESTMENT COMPANY II PLC	0	2.922.775	2.922.775
**D	GLOBAL INTREPID - CANADA FUND	0	618.537	618.537
**D	INTREPID INTERNATIONAL - CANADA FUND	0	64.779	64.779
**D	MFS VARIABLE INSURANCE TRUST II - MFS GLOBAL RESEARCH PTF	0	123.309	123.309
**D	MFS RESEARCH INTERNATIONAL FUND	0	13.901.115	13.901.115
**D	MFS VARIABLE INSURANCE TRUST II - MFS RESEARCH INT PORTFOLIO	0	862.769	862.769
**D	IBM 401K PLUS PLAN	0	1.311.676	1.311.676
**D	DEPARTMENT OF STATE LANDS	0	408.924	408.924
**D	ALLIANCEBERNSTEIN COLLECTIVE INVESTMENT TRUST SERIES	0	98.804	98.804
**D	STATE OF ALASKA RETIREMENT AND BENEFITS PLANS	0	207.696	207.696
**D	DIGNITY HEALTH	0	397.420	397.420
**D	DIGNITY HEALTH RETIREMENT PLAN TRUST	0	437.107	437.107
**D	COLLEGE RETIREMENT EQUITIES FUND	0	9.535.529	9.535.529
**D	COLLEGE RETIREMENT EQUITIES FUND	0	1.045.215	1.045.215
**D	TIIA-CREF INTERNATIONAL EQUITY INDEX FUND	0	5.373.351	5.373.351
**D	MET INVESTOR SERIES TRUST-MFS RESEARCH INTERNATIONAL PTF	0	4.000.992	4.000.992
**D	CONAGRA FOODS MASTER PENSION TRUST	0	480.142	480.142
**D	PACE INTERNATIONAL EQUITY INVESTMENTS	0	1.929.324	1.929.324
**D	MERCY HEALTH	0	186.269	186.269
**D	BOSTON RETIREMENT SYSTEM	0	476.034	476.034
**D	VALIC COMPANY I - INTERNATIONAL EQUITIES FUND	0	549.725	549.725
**D	FONDATION LUCIE ET ANDRE CHAGNON	0	194.400	194.400
**D	METROPOLITAN SERIES FUND--MSCI EAFE INDEX PORTFOLIO	0	626.740	626.740
**D	STATE OF MINNESOTA	0	4.826.904	4.826.904
**D	ALAMEDA COUNTY EMPLOYEES' RETIREMENT ASSOCIATION	0	2.658.415	2.658.415
**D	MERCER NON-US CORE EQUITY FUND	0	975.027	975.027
**D	MERCER NON-US CORE EQUITY FUND	0	932.800	932.800
**D	JOHN HANCOCK INSURANCE COMPANY OF VERMONT	0	34.897	34.897
**D	MASSMUTUAL SELECT DIVERSIFIED INTERNATIONAL FUND	0	59.588	59.588
**D	SPDR MSCI ACWI EX-US ETF	0	473.830	473.830
**D	SPDR S&P GLOBAL INFRASTRUCTURE ETF	0	513.607	513.607
**D	SPDR S&P WORLD (EX-US) ETF	0	347.817	347.817

894

LISTA ESITO DELLE VOTAZIONE  
 Oggetto: Relazione sulla remunerazione

FAVOREVOLI

Badge	Regione Sociale	Proprio	Delega	Totale
**D	SPDR S+P INTERNATIONAL UTILITIES SECTOR ETF	0	343.200	343.200
**D	CONSOLIDATED EDISON RETIREMENT PLAN	0	3.038.007	3.038.007
**D	MORGAN STANLEY INSTITUTIONAL FD TR - GLOBAL STRATEGIST PTF	0	59.837	59.837
**D	THE UNIVERSAL INST F INC - GLOBAL STRATEGIST PORTFOLIO	0	4.573	4.573
**D	ONTARIO TEACHERS PENSION PLAN BOARD	0	837.172	837.172
**D	UNIVERSAL INVESTMENT FUNDS	0	202.800	202.800
**D	SACRAMENTO COUNTY EMPLOYEES RETIREMENT SYSTEM	0	985.900	985.900
**D	PACIFIC SELECT FUND INTERNATIONAL VALUE PORTFOLIO	0	1.262.609	1.262.609
**D	WELLINGTON MGMT PTF KY-DIVERSIFIED INFLATION HEDGES PTF-Q INV	0	145.198	145.198
**D	MERCY HEALTH RETIREMENT TRUST	0	40.899	40.899
**D	MAJOR LEAGUE BASEBALL PLAYERS PENSION PLAN	0	328.500	328.500
**D	SPDR DJ EURO STOXX 50 ETF	0	8.988.586	8.988.586
**D	COMMON TRUST ITALY FUND	0	7.425.050	7.425.050
**D	WORLD INDEX OIUS SECURITIES LENDING COMMON TRUST FUND	0	73.464	73.464
**D	GE INVESTMENTS FUNDS, INC. - TOTAL RETURN FUND	0	251.900	251.900
**D	ISHARES II PUBLIC LIMITED COMPANY	0	33.950.055	33.950.055
**D	ISHARES PUBLIC LIMITED COMPANY	0	4.834.778	4.834.778
**D	ISHARES V PUBLIC LIMITED COMPANY	0	458.954	458.954
**D	ISHARES III PUBLIC LIMITED COMPANY	0	2.553.942	2.553.942
**D	ISHARES VI PUBLIC LIMITED COMPANY	0	345.383	345.383
**D	ISHARES IV PUBLIC LIMITED COMPANY	0	2.468.214	2.468.214
**D	ISHARES VII PLC	0	14.556.077	14.556.077
**D	AEN AMRO MULTI-MANAGER FUNDS	0	9.988.343	9.988.343
**D	BLACKROCK AM DE AG FOR ISHARES EURO STOXX 50 UCITS ETF (DE)	0	28.298.667	28.298.667
**D	BLACKROCK AM DE FOR ISHARES EURO STOXX UCITS ETF (DE)	0	3.019.934	3.019.934
**D	BLACKROCK AM DE FOR ISHS STOXX EUROPE LARGE 200 UCITS ETF (DE)	0	81.575	81.575
**D	BLACKROCK AM DE FOR ISHARES STOXX EUROPE 600 UCITS ETF (DE)	0	5.378.368	5.378.368
**D	ISHARES I INV MIT TGV F ISHS ST EUROPE 600 UTILITIES UCITS ETF	0	9.590.156	9.590.156
**D	BLACKROCK AM SCHWELZ AG OBO BIFS WORLD EX SWITZ EQ INDEX FUND	0	37.297	37.297
**D	AQR FUNDS- AQR STYLE PREMIA ALTERNATIVE FUND	0	6.615.063	6.615.063
**D	MAINSTAY 130/30 INTERNATIONAL FUND	0	1.035.122	1.035.122
**D	AQR FUNDS - AQR EQUITY MARKET NEUTRAL FUND	0	1.183.665	1.183.665
**D	AQR FUNDS- AQR STYLE PREMIA ALTERNATIVE IV FUND	0	329.683	329.683
**D	AQR FUNDS - AQR LONG SHORT EQUITY FUND	0	3.514.155	3.514.155
**D	AQR R.C. EQUITY AUSTRALIA FUND	0	9.329	9.329
**D	ARAB BANK FOR ECONOMIC DEVELOPMENT IN AFRICA	0	499.210	499.210
**D	MANAGED PENSION FUNDS LIMITED	0	6.636.154	6.636.154
**D	LONDON BOROUGH OF TOWER HAMLETS PENSION FUND	0	174.349	174.349
**D	INVESTEC FUND MANAGERS SA LIMITED	0	19.081	19.081
**D	THE TRUSTEES OF CONOCOPHILLIPS PENSION PLAN	0	220.237	220.237
**D	BRUNEL INVESTMENT AGENCY	0	793.844	793.844
**D	FAMILY INVESTMENTS CHILD TRUST FUND	0	224.400	224.400
**D	FAMILY INVESTMENTS GLOBAL ICVC FAMILY BALANCED INT FUND	0	198.962	198.962

Azionisti:  2634 Teste: 7  
 Azionisti in proprio: 0 Azionisti in delega: 2634

895

LISTA ESITO DELLE VOTAZIONE  
 Oggetto: Relazione sulla remunerazione

FAVOREVOLI

Badge	Ragione Sociale	Proprio	Delega	Totale
**D	NOTTINGHAMSHIRE COUNTY COUNCIL PENSION FUND	0	266.950	266.950
**D	HSBC AS TRUSTEE FOR SSGA EUROPE EX UK EQUITY TRACKER FUND	0	5.535.951	5.535.951
**D	BNY MELLON TR+DEP AIF ST. JAMES'S PLACE GLOBAL EQ UNIT TR	0	9.273.436	9.273.436
**D	FP RUSSELL ICVC - INTERNATIONAL GROWTH ASSETS FUND	0	119.113	119.113
**D	THE TRUSTEES OF STAGECOACH GROUP PENSION SCHEME	0	572.200	572.200
**D	THE TRUSTEES OF JOHNSON & JOHNSON UK GROUP RETIREMENT PLAN	0	46.313	46.313
**D	TRANSTNET RETIREMENT FUND	0	258.701	258.701
**D	TRANSPORT PENSION FUND	0	64.400	64.400
**D	OLD MUTUAL INVESTMENT GROUP (PTY) LTD	0	24.599	24.599
**D	OLD MUTUAL LIFE ASSURANCE COMPANY (SOUTH AFRICA) LIMITED	0	363.735	363.735
**D	FRIENDS LIFE LIMITED	0	226.931	226.931
**D	F+I INSTITUTIONAL INVESTMENT FUNDS ICVC- INST GLB EQ F	0	567.213	567.213
**D	STICHTING F AND C MULTI MANAGER EUROPEAN EQUITY ACTIVE	0	985.746	985.746
**D	STICHTING TRUST F AND C UNHEDGE	0	370.305	370.305
**D	FIRST STATE INVESTMENTS ICVC-FIRST STATE DIVERSIFIED GROWTH F	0	7.654	7.654
**D	THE TRUSTEES OF GOLDMAN SACHS UK RETIREMENT PLAN	0	14.405	14.405
**D	THE TRUSTEES OF THE KELLOGG BROWN AND ROOT (UK) LTD PENSION PL	0	85.800	85.800
**D	STICHTING PHILIPS PENSIOENFONDS	0	953.390	953.390
**D	GOVERNMENT INSTITUTIONS PENSION FUND	0	530.429	530.429
**D	THE TRUSTEES OF SAL PENSION SCHEME	0	53.870	53.870
**D	VANGUARD INV FDS ICVC-VANG FTSE DEV WOR LD EX - UK EQT IND FD	0	912.658	912.658
**D	VANGUARD INV F ICVC-VANGUARD FTSE DEV EUROPE EX-UK EQ INDEX F	0	1.979.382	1.979.382
**D	VANGUARD INV FUNDS ICVC-VANGUARD FTSE GLOB ALL CAP IND FUND	0	7.248	7.248
**D	STATE STREET GLOBAL INDEX PLUS TRUST	0	292.426	292.426
**D	RUSSELL INTERNATIONAL SHARES FUND	0	537.228	537.228
**D	RUSSELL GLOBAL OPPORTUNITIES FUND	0	2.039.699	2.039.699
**D	STATE STREET INTERNATIONAL EQUITIES INDEX TRUST	0	353.189	353.189
**D	SPDR S+P WORLD EX AUSTRALIA FUND	0	26.483	26.483
**D	AQR GLOBAL ENHANCED EQUITY FUND	0	405.174	405.174
**D	CHRISTIAN SUPER	0	59.659	59.659
**D	EATON VANCE (AUSTRALIA) HEXAVEST ALL-COUNTRY GL EQUITY FUND	0	87.455	87.455
**D	FIRST STATE SUPERANNUATION SCHEME	0	1.140.198	1.140.198
**D	FIRST STATE SUPERANNUATION SCHEME	0	1.980.214	1.980.214
**D	RUSSELL TAX EFFECTIVE GLOBAL SHARES FUND	0	558.238	558.238
**D	MERCY SUPER	0	49.900	49.900
**D	PINEBRIDGE GLOBAL DYNAMIC ASSET ALLOCATION FUND	0	341.513	341.513
**D	STATE STREET GLOBAL EQUITY FUND	0	267.238	267.238
**D	STATE STREET INT EQS INDEX TRUST EX TOBACCO EX CONTR WEAPONS	0	49.578	49.578
**D	WESTAC INTERNATIONAL SHARE INDEX TRUST	0	327.739	327.739
**D	GMO GLOBAL EQUITY TRUST	0	12.902	12.902
**D	STATE PUBLIC SECTOR SUPERANNUATION SCHEME	0	68.798	68.798
**D	STATE PUBLIC SECTOR SUPERANNUATION SCHEME	0	619.253	619.253
**D	STATE PUBLIC SECTOR SUPERANNUATION SCHEME	0	34.514	34.514

896

## LISTA ESITO DELLE VOTAZIONE

Oggetto: Relazione sulla remunerazione

## FAVOREVOLI

Badge	Ragione Sociale	Proprio	Delega	Totale
**D	STATE PUBLIC SECTOR SUPERANNUATION SCHEME	0	232.534	232.534
**D	PANAGORA DYNAMIC GLOBAL EQUITY FUND	0	302.584	302.584
**D	PANAGORA DYNAMIC GLOBAL EQUITY FUND	0	6.363	6.363
**D	UBS IQ MSCI WORLD EX AUSTRALIA ETHICAL ETF	0	5.152	5.152
**D	UBS IQ MSCI EUROPE ETHICAL ETF	0	100.843	100.843
**D	VFMC INTERNATIONAL EQUITY TRUST 1	0	184.189	184.189
**D	VFMC INTERNATIONAL EQUITY TRUST 2	0	29.143	29.143
**D	WORKERS COMPENSATION DUST DISEASES AUTHORITY	0	89.623	89.623
**D	CANADA PENSION PLAN INVESTMENT BOARD	0	10	10
**D	CANADA PENSION PLAN INVESTMENT BOARD	0	3.268.071	3.268.071
**D	THE TRUSTEES OF BP PENSION FUND	0	7.320	7.320
**D	INTERNATIONAL LP I	0	0	0
**D	CEPIB MAP CAYMAN SPC ACTING ON BEHALF OF AND FOR THE AMOUNT OF SEGREGATED PORTFOLIO DMAPLES CORPORATE SERVICES LTD	0	75.492	75.492
**D	LANSOWNE DEVELOPED MARKETS MASTER FUND LIMITED	0	60.610	60.610
**D	THE AVI CHAI FOUNDATION	0	8.500	8.500
**D	AECOM DC RETIREMENT PLANS SMA MASTER TRUST	0	59.617	59.617
**D	ANNE RAY FOUNDATION	0	193.803	193.803
**D	EAE SYSTEMS PENSION FUNDS COMMON INVESTMENT FUND	0	1.478.737	1.478.737
**D	CONTINENTAL AIRLINES, INC. PENSION MASTER TRUST	0	170.822	170.822
**D	COMBUSTION ENGINEERING 524(S) ASBESTOS PI TRUST	0	23.232	23.232
**D	THE NORTHERN TRUST COMPANY SUB-ADVISED COLLECTIVE FUNDS TRUST	0	4.719.683	4.719.683
**D	NORTHERN FUNDS INTERNATIONAL GROWTH EQUITY FUND	0	125.890	125.890
**D	ACORN 1998 TRUST	0	7.401	7.401
**D	FRANCISCAN ALLIANCE, INC.	0	436.398	436.398
**D	FORD MOTOR COMPANY DEFINED BENEFIT MASTER TRUST	0	323.548	323.548
**D	JTW TRUST NO. 3 UAD 9/19/02	0	40.707	40.707
**D	JTW TRUST NO. 1 UAD 9/19/02	0	23.997	23.997
**D	JTW TRUST NO. 4 UAD 9/19/02	0	52.574	52.574
**D	JTW TRUST NO. 2 UAD 9/19/02	0	28.836	28.836
**D	JOHCM INTERNATIONAL OPPORTUNITIES FUND	0	17.759	17.759
**D	MARGARET A. CARGILL FOUNDATION	0	145.685	145.685
**D	MICHIGAN CATHOLIC CONFERENCE MASTER PENSION TRUST	0	32.492	32.492
**D	ASCENSION HEALTHCARE MASTER PENSION TRUST	0	1.099.088	1.099.088
**D	NCEE ANN POLYTECHNIC	0	2.348	2.348
**D	NTCC COLLECTIVE FUNDS FOR EMPLOYEE BENEFIT TRUSTS	0	554.977	554.977
**D	SAMFORD UNIVERSITY PENSION PLAN TRUST	0	6.100	6.100
**D	HRW TESTAMENTARY TRUST NO 3	0	19.837	19.837
**D	HRW TESTAMENTARY TRUST NO 1	0	74.837	74.837
**D	HRW TRUST NO 2 UAD 01/17/03	0	46.269	46.269
**D	HRW TESTAMENTARY TRUST NO. 10	0	57.366	57.366
**D	HRW TRUST NO 1 UAD 01/17/03	0	42.407	42.407
**D	WRIGLEY RETIREMENT PLAN	0	65.488	65.488
**D	WHEELS COMMON INVESTMENT FUND	0	208.097	208.097

LISTA ESITO DELLE VOTAZIONE  
 Oggetto: Relazione sulla remunerazione

FAVOREVOLI

Badge	Ragione Sociale	Proprio	Delega	Totale
**D	WHEELS COMMON INVESTMENT FUND	0	199.744	199.744
**D	HRW TESTAMENTARY TRUST NO. 11	0	53.127	53.127
**D	HRW TESTAMENTARY TRUST NO 6	0	38.729	38.729
**D	HRW TESTAMENTARY TRUST NO 4	0	32.492	32.492
**D	HRW TESTAMENTARY TRUST NO. 9	0	46.017	46.017
**D	HRW TESTAMENTARY TRUST NO. 8	0	46.256	46.256
**D	HRW TESTAMENTARY TRUST NO 2	0	32.139	32.139
**D	HRW TESTAMENTARY TRUST NO. 7	0	54.593	54.593
**D	HRW TRUST NO 4 UAD 01/17/03	0	33.778	33.778
**D	HRW TESTAMENTARY TRUST NO 5	0	32.649	32.649
**D	HRW TESTAMENTARY TRUST NO. 12	0	65.493	65.493
**D	HRW TRUST NO 3 UAD 01/17/03	0	39.490	39.490
**D	TOWERS WATSON PENSION SCHEME	0	40.000	40.000
**D	GUIDESTONE FUNDS INTERNATIONAL EQUITY FUND	0	1.577.192	1.577.192
**D	GUIDESTONE FUNDS INTERNATIONAL EQUITY FUND	0	952.400	952.400
**D	GUIDESTONE FUNDS INTERNATIONAL EQUITY FUND	0	160.157	160.157
**D	BANK OF BOTSWANA	0	62.320	62.320
**D	BANK OF BOTSWANA	0	151.255	151.255
**D	CHEVRON MASTER PENSION TRUST	0	397.700	397.700
**D	CHEVRON MASTER PENSION TRUST	0	317.029	317.029
**D	CHEVRON MASTER PENSION TRUST	0	56.558	56.558
**D	CHEVRON UK PENSION PLAN	0	96.724	96.724
**D	CHEVRON UK PENSION PLAN	0	199.400	199.400
**D	CHEVRON UK PENSION PLAN	0	52.037	52.037
**D	DOW RETIREMENT GROUP TRUST	0	21.246	21.246
**D	DONNELLY FINANCIAL PENSION TRUST	0	183.706	183.706
**D	A.I.DUPONT TESTAMENTARY TRUST	0	228.572	228.572
**D	GENERAL PENSION AND SOCIAL SECURITY AUTHORITY	0	652.750	652.750
**D	HSEC - NORTH AMERICA (U.S.) PENSION TRUST	0	228.738	228.738
**D	HSEC - NORTH AMERICA (U.S.) PENSION TRUST	0	2.650.700	2.650.700
**D	INVESTMENT MASTER TRUST OF EXELIS INC.	0	351.900	351.900
**D	INVESTMENT MASTER TRUST OF EXELIS INC.	0	416.003	416.003
**D	LSV INTERNATIONAL VALUE EQUITY TRUST	0	85.140	85.140
**D	MARSH AND MCLENNAN MASTER RETIREMENT TRUST	0	184.925	184.925
**D	MARSH AND MCLENNAN MASTER RETIREMENT TRUST	0	618.375	618.375
**D	NISSAN NORTH AMERICA, INC. EMPLOYEE RETIREMENT PL MSTR TRUST	0	137.471	137.471
**D	PZENA VALUE GROUP TRUST	0	403.200	403.200
**D	PZENA VALUE GROUP TRUST	0	41.133	41.133
**D	SCHLUMBERGER LIMITED MASTER PENSION TRUST	0	131.800	131.800
**D	STANISLAUS COUNTY EMPLOYEES' RETIREMENT ASSOCIATION	0	64.502	64.502
**D	STATES OF GUERNSEY SUPERANNUATION FUND	0	8.923	8.923
**D	SPRINT MASTER TRUST	0	12.198	12.198
**D	MS TR AGREE UN VAR EMPL BEN PL UNIL US INC & ITS SUB & AFF	0	1.196.526	1.196.526
**D	WILSHIRE INTERNATIONAL EQUITY FUND	0		
**D	BEAT DRUGS FUND ASSOCIATION	0		
**D	HOSPITAL AUTHORITY PROVIDENT FUND SCHEME	0		

898

LISTA ESITO DELLE VOTAZIONE  
 Oggetto: Relazione sulla remunerazione

FAVOREVOLI

Badge	Ragione Sociale	Proprio	Delega	Totale
**D	HONG KONG SAR GOVERNMENT EXCHANGE FUND	0	7.510.187	7.510.187
**D	ASCENSION ALPHA FUND, LLC	0	1.914.175	1.914.175
**D	BUNTING INTERNATIONAL DEVELOPED EQUITY TE LLC	0	14.884	14.884
**D	CARROLL AVENUE PARTNERS LLC	0	5.208	5.208
**D	CARNELIAN INVESTMENT MANAGEMENT LLC	0	187.992	187.992
**D	CHES INTERNATIONAL PROPERTIES, LTD.	0	8.331	8.331
**D	STATES OF JERSEY COMMON INVESTMENT FUND	0	50.623	50.623
**D	DOUBLE DIGIT CAGR LLC	0	112.287	112.287
**D	DELFINCO, LP	0	47.720	47.720
**D	DYNASTY INVEST, LTD	0	13.434	13.434
**D	DFI LP EQUITY (PASSIVE)	0	11.494	11.494
**D	SHY, LLC	0	41.283	41.283
**D	EVA VALLEY MAI LLC	0	78.377	78.377
**D	PYRAMIS GLOBAL EX U.S.INDEX FUND LP	0	827.012	827.012
**D	FUNDO DE PENSÕES	0	77.155	77.155
**D	FUNDO DE PENSÕES	0	258.556	258.556
**D	FS OVERLAY C - PARAMETRIC	0	11.391	11.391
**D	FOURTH AVENUE INVESTMENT COMPANY.	0	44.768	44.768
**D	FIDDLER PARTNERS LLC	0	6.907	6.907
**D	THE BUNTING FAM INT DEVELOPED EQUITY LIMITED LIABILITY CO	0	7.322	7.322
**D	GQG PARTNERS INTERNATIONAL EQUITY FUND-GQG PARTNERS SERIES LLC	0	801.420	801.420
**D	HASLAM FAMILY INVESTMENT PARTNERSHIP	0	2.276	2.276
**D	INTERVENTURE EQUITY INVESTMENTS LIMITED	0	118.551	118.551
**D	INTERVENTURE EQUITY INVESTMENTS LIMITED	0	323.000	323.000
**D	INTERNATIONAL EQUITY FUND	0	107.178	107.178
**D	THE JBUT MASTER INVESTMENT PARTNERSHIP LLP	0	12.340	12.340
**D	NTGI-QM COMMON DAILY EAFE INDEX FUND - NON LENDING	0	799.367	799.367
**D	LAKE AVENUE INVESTMENTS, LLC	0	156.281	156.281
**D	LEGAL & GENERAL MSCI EAFE FUND, LLC	0	321.491	321.491
**D	LEHMAN-STAMM FAMILY PARTNERS LLC	0	3.944	3.944
**D	LFW GROUP HOLDINGS, LLC	0	99.478	99.478
**D	LFW INVESTMENTS LLC	0	93.954	93.954
**D	LUNA LLC	0	3.297	3.297
**D	LOY PARTNERSHIP, LLC	0	47.438	47.438
**D	MF INTERNATIONAL FUND LLC	0	15.300	15.300
**D	MONDRIAN INTERNATIONAL EQUITY ESG FUND L.P.	0	453.232	453.232
**D	MOUSSERENA, LP	0	888.424	888.424
**D	82A HOLDINGS, LLC	0	127.172	127.172
**D	OHANA HOLDINGS LLC	0	241.300	241.300
**D	OMEGA FFIP LIMITED PARTNERSHIP	0	33.136	33.136
**D	CINDY SPRINGS, LLC	0	182.933	182.933
**D	NTGI-QM COMMON DAILY ALL COUNWD EX-US INV MKT INDEX F NONLEND	0	200.699	200.699
**D	RDM LIQUID LLC	0	146.024	146.024

899



LISTA ESITO DELLE VOTAZIONE  
 Oggetto: Relazione sulla remunerazione

FAVOREVOLI

Badge	Ragione Sociale	Proprio	Delega	Totale
**D	RED LIFE REINSURANCE SERVICES LIMITED AGREEMENT	0	865.000	865.000
**D	RAMI PARTNERS, LLC	0	132.736	132.736
**D	SENTINEL INTERNATIONAL FUND	0	13.528	13.528
**D	SENTINEL INTERNATIONAL TRUST	0	93.919	93.919
**D	SIM GLOBAL BALANCED TRUST.	0	4.839	4.839
**D	SILVER GROWTH FUND, LP	0	11.626	11.626
**D	GLOBAL BOND FUND	0	168.321	168.321
**D	FCM INTERNATIONAL LLC	0	11.440	11.440
**D	LSAAV, LLC	0	30.800	30.800
**D	K INVESTMENTS SH LIMITED	0	1.149.920	1.149.920
**D	LEGAL & GENERAL MSCI EAFE SL FUND, LLC	0	270.152	270.152
**D	LSV INTERNATIONAL VALUE EQUITY LP	0	21.400	21.400
**D	LSV INTERNATIONAL (AC) VALUE EQUITY FUND, LP	0	1.611.600	1.611.600
**D	NTGI-QM COMMON DAILY EAFE INDEX FUND - LENDING	0	577.892	577.892
**D	PZENA VALUE TRUST	0	181.495	181.495
**D	VALUEQUEST PARTNERS LLC	0	28.229	28.229
**D	PZENA INTERNATIONAL VALUE SERVICE	0	19.684	19.684
**D	NTGI -- QM COMM DAILY ALL COUNTRY WD EX-US EQ INDEX F - LEND	0	334.234	334.234
**D	NTCC COLLECTIVE FUNDS FOR GRANTOR TRUSTS	0	73.267	73.267
**D	SANFORD C. BERNSTEIN & CO DBT INTERNATIONAL VALUE SERIES	0	155.090	155.090
**D	THE BERNSTEIN INT VALUE (UNHEDGED CAP-WEIGHTED) SER	0	93.190	93.190
**D	FOOD & AGRICULTURE ORGANISATION OF THE UNITED NATIONS.	0	255.301	255.301
**D	INTER AMERICAN DEVELOPMENT BANK STAFF RETIREMENT FUND	0	420.202	420.202
**D	SANABILL INTERNATIONAL INVESTMENTS COMPANY	0	237.900	237.900
**D	UNITED NATIONS JOINT STAFF PENSION FUND	0	9.974.337	9.974.337
**D	UNITED NATIONS, ON BEHALF OF UNITED NATIONS UNIVERSITY END F	0	52.300	52.300
**D	INTERNATIONAL MONETARY FUND STAFF RETIREMENT PLAN	0	56.500	56.500
**D	INTERNATIONAL MONETARY FUND STAFF RETIREMENT PLAN	0	39.738	39.738
**D	UNIT NAT RELIEF AND WORKS AG FOR PALEST REF IN THE NEAR EAST	0	249.909	249.909
**D	MONDRIAN INTERNATIONAL EQUITY FUND I.P.	0	19.301.659	19.301.659
**D	MONDRIAN ALL COUNTRIES WORLD EX-US EQUITY FUND LP	0	5.405.610	5.405.610
**D	NATIONAL COUNCIL FOR SOCIAL SECURITY FUND, P.R.C	0	198.758	198.758
**D	MARITIME AND PORT AUTHORITY OF SINGAPORE	0	366.199	366.199
**D	URBAN REDEVELOPMENT AUTHORITY	0	54.289	54.289
**D	NATIONAL COUNCIL FOR SOCIAL SECURITY FUND, P.R.C	0	2.023.444	2.023.444
**D	FIDELITY SALEM STREET TRUST: FIDELITY FLEX INTERN INDEX FUND	0	565	565
**D	FIDELITY SALEM STREET TRUST FIDELITY SERIES GLOBAL EX U.S. INDEX FUND	0	1.654.588	1.654.588
**D	HAGFORS LIMITED	0	95.178	95.178
**D	MICROSOFT GLOBAL FINANCE	0	27.074	27.074
**D	BLUE SKY GROUP	0	2.652.126	2.652.126
**D	BLUE SKY GROUP	0	33.847	33.847
**D	NEW ZEALAND SUPERANNUATION FUND	0	2.144.164	2.144.164
**D	COMMONWEALTH SUPERANNUATION FUND	0	668.184	668.184

Azionisti: 2634 Teste: 7  
 Azionisti in proprio: 0 Azionisti in delega: 2634

900 

LISTA ESITO DELLE VOTAZIONE  
 Oggetto: Relazione sulla remunerazione

FAVOREVOLI

Badge	Ragione Sociale	Proprio	Delega	Totale
**D	QIC INTERNATIONAL EQUITIES FUND	0	57.359	57.359
**D	QUEENSLAND INVESTMENT TRUST NO 2	0	256.014	256.014
**D	GOVERNMENT EMPLOYEES SUPERANNUATION BOARD	0	636.259	636.259
**D	GOVERNMENT EMPLOYERS SUPERANNUATION BOARD	0	139.525	139.525
**D	MERCER PASSIVE INTERNATIONAL SHARES FUND	0	164.704	164.704
**D	MERCER OSS TRUST	0	1.162.034	1.162.034
**D	CATERPILLAR INVESTMENT TRUST	0	518.461	518.461
**D	CATERPILLAR INC MASTER RETIREMENT TRUST	0	1.766.944	1.766.944
**D	CATERPILLAR INC. GROUP INSURANCE PLAN TRUST	0	123.685	123.685
**D	CHILDREN'S HEALTHCARE OF ATLANTA, INC.	0	591.178	591.178
**D	COVENANT HEALTH	0	62.500	62.500
**D	CSAA INSURANCE EXCHANGE	0	342.414	342.414
**D	THE CULLEN TRUST FOR HEALTH CARE	0	47.952	47.952
**D	CLEARWATER INTERNATIONAL FUND	0	99.381	99.381
**D	CULTURAL INSTITUTIONS PENSION PLAN TRUST	0	142.638	142.638
**D	DOMINION RESOURCES INC. MASTER TRUST	0	212.340	212.340
**D	EMERSON ELECTRIC CO. RETIREMENT MASTER TRUST	0	179.000	179.000
**D	FLORIDA COLLEGE SAVINGS PROGRAM	0	80.745	80.745
**D	HUBBELL INCORPORATED MASTER PENSION TRUST	0	11.312	11.312
**D	STATE OF IDAHO ENDOWMENT FUND INVESTMENT BOARD	0	533.490	533.490
**D	STATE OF IDAHO ENDOWMENT FUND INVESTMENT BOARD	0	22.352	22.352
**D	STATE OF IDAHO ENDOWMENT FUND INVESTMENT BOARD	0	233.893	233.893
**D	THE LEVERHULME TRUST	0	2.061.843	2.061.843
**D	MONDRIAN GROUP TRUST	0	108.220	108.220
**D	MSA PENSION PLAN	0	11.995	11.995
**D	MICHIGAN CATHOLIC CONFERENCE	0	2.637.338	2.637.338
**D	NORTHERN FUNDS - INTERNATIONAL EQUITY INDEX FUND	0	162.592	162.592
**D	UNION OF THE SIS OF THE BLESSED VIRGIN MARY-GEN	0	159.914	159.914
**D	CLIN PENSION PLANS MASTER RETIREMENT TRUST	0	71.400	71.400
**D	OREGON STATE UNIVERSITY FOUNDATION MASTER CUSTODY AGREEMENT	0	83.920	83.920
**D	PEPSICO, INC. MASTER TRUST	0	2.462.389	2.462.389
**D	MASTER TR AGREE BETWEEN PFIZER INC AND THE NORTHERN TR CO	0	255.134	255.134
**D	MASTER TR AGREE BETWEEN PFIZER INC AND THE NORTHERN TR CO	0	17.319	17.319
**D	PRESBYTERIAN CHURCH (USA) FOUNDATION	0	15.474.160	15.474.160
**D	NORTHERN TRUST GLOBAL INVESTMENTS COLLECTIVE FUNDS TRUST	0	25.695	25.695
**D	ST. JOSEPH HEALTH SYSTEM	0	24.960	24.960
**D	VOL EMPL BEN ASS OF THE NON-REPR EMPL OF SOUT CAL EDISON CO	0	17.028	17.028
**D	1999 VOL EMPL BEN ASS NON-REPR EMPL OF SOUT CAL EDISON CO	0	5.532	5.532
**D	SAMFORD UNIVERSITY	0	254.591	254.591
**D	THE TRUSTEES OF THE HENRY SMITH CHARITY	0	56.565	56.565
**D	TRINITY COLLEGE CAMBRIDGE	0	127.100	127.100
**D	TYCO ELECTRONICS DEFINED BENEFIT PLANS MASTER TRUST	0	294.700	294.700
**D	GARRISON PROPERTY AND CASUALTY INSURANCE COMPANY	0	1.402.045	1.402.045
**D	HONEYWELL INTERNATIONAL INC MASTER RETIREMENT TRUST	0		

901

LISTA ESITO DELLE VOTAZIONE  
 Oggetto: Relazione sulla remunerazione

FAVOREVOLI

Badge	Ragione Sociale	Proprio	Delega	Totale
**D	USAA MASTER TRUST (PENSION AND RSP)	0	16.854	16.854
**D	BANNER HEALTH	0	197.800	197.800
**D	CITY OF FRESNO RETIREMENT SYSTEMS	0	246.430	246.430
**D	CAMPBELL PENSION PLANS MASTER RETIREMENT TRUST	0	16.392	16.392
**D	THE COCA-COLA COMPANY MASTER RETIREMENT TRUST	0	735.000	735.000
**D	PUBLIC EMPLOYEES RETIREMENT ASSOCIATION OF COLORADO	0	6.883.832	6.883.832
**D	DUKE ENERGY CORPORATION MASTER RETIREMENT TRUST	0	613.200	613.200
**D	FRESNO COUNTY EMPLOYEES' RETIREMENT ASSOCIATION	0	281.749	281.749
**D	FLORIDA PREPAID COLLEGE PROGRAM	0	581.173	581.173
**D	STICHTING INSTITUUT GAK	0	67.198	67.198
**D	ILLINOIS MUNICIPAL RETIREMENT FUND	0	2.723.859	2.723.859
**D	CIVIL EMPL RET SYS OF THE POLICE DEP OF KANSAS CITY, MISSOURI	0	15.400	15.400
**D	POLICE RETIREMENT SYSTEM OF KANSAS CITY, MISSOURI	0	70.800	70.800
**D	LOS ANGELES CITY EMPLOYEES RETIREMENT SYSTEM	0	2.485.801	2.485.801
**D	CITY OF LOS ANGELES FIRE AND POLICE PENSION PLAN	0	519.694	519.694
**D	LOCKHEED MARTIN CORPORATION MASTER RETIREMENT TRUST	0	454.614	454.614
**D	MISSOURI LOCAL GOVERNMENT EMPLOYEES RETIREMENT SYSTEM	0	237.083	237.083
**D	NORTH DAKOTA STATE INVESTMENT BOARD	0	251.100	251.100
**D	OKLAHOMA PUBLIC EMPLOYEES RETIREMENT SYSTEM	0	1.342.000	1.342.000
**D	SAN FRANCISCO CITY & COUNTY EMPLOYEES' RETIREMENT SYSTEM	0	2.048.826	2.048.826
**D	SAN FRANCISCO CITY & COUNTY EMPLOYEES' RETIREMENT SYSTEM	0	80.000	80.000
**D	SAN MATEO COUNTY EMPLOYEES' RETIREMENT ASSOCIATION	0	1.492.500	1.492.500
**D	FIRE AND POLICE PENSION FUND SAN ANTONIO	0	834.955	834.955
**D	SHRINERS HOSPITALS FOR CHILDREN	0	305.600	305.600
**D	CITY OF TALLAHASSEE	0	185.000	185.000
**D	TEACHERS' S RETIREMENT SYSTEM OF OKLAHOMA	0	100.270	100.270
**D	UNION PACIFIC CORPORATION MASTER RETIREMENT TRUST	0	1.055.906	1.055.906
**D	UTAH STATE RETIREMENT SYSTEMS	0	439.400	439.400
**D	USAA CASUALTY INSURANCE COMPANY	0	1.200.846	1.200.846
**D	USAA GENERAL INDEMNITY COMPANY	0	2.184.700	2.184.700
**D	CATASTROPHE REINSURANCE COMPANY	0	585.100	585.100
**D	VAN ANDEL INSTITUTE	0	586.800	586.800
**D	WYOMING RETIREMENT SYSTEM	0	159.864	159.864
**D	FORD MOTOR COMPANY OF CANADA, LIMITED PENSION TRUST	0	191.723	191.723
**D	HSBC EUROPEAN FUND	0	74.384	74.384
**D	HSBC INTERNATIONAL EQUITY POOLED FUND	0	143.345	143.345
**D	HALIFAX REGIONAL MUNICIPALITY MASTER TRUST	0	502.741	502.741
**D	NAV CANADA PENSION PLAN	0	114.435	114.435
**D	OPSEU PENSION PLAN TRUST FUND	0	35.474	35.474
**D	FUTURE FUND BOARD OF GUARDIANS FOR AND ON BEHALF OF FUTURE F	0	25.800	25.800
**D	IBM DIVERSIFIED GLOBAL EQUITY FUND	0	2.116.459	2.116.459
**D	GAED COMMON CONTRACTUAL FUND	0	672.628	672.628
**D		0	73.461	73.461

902

LISTA ESITO DELLE VOTAZIONE  
 Oggetto: Relazione sulla remunerazione

FAVOREVOLI

Badge	Ragione Sociale	Proprio	Delega	Totale
**D	NEW IRELAND ASSURANCE COMPANY PLC	0	5.812.893	5.812.893
**D	NEW IRELAND ASSURANCE COMPANY PLC	0	86.520	86.520
**D	NATIONAL WESTMINSTER BANK PLC AS TRUSTEE OF KES STRAT INV F	0	44.256	44.256
**D	IAGAM GLOBAL EQUITY TRUST	0	645.858	645.858
**D	THE TRUSTEES OF THE BT PENSION SCHEME	0	534.755	534.755
**D	THE TRUSTEES OF CABLE & WIRELESS SUPERANNUATION FUND	0	321.225	321.225
**D	STICHTING HEINEKEN PENSIOENFONDS	0	1.061.968	1.061.968
**D	THE TRUSTESS OF IBM PENSION PLAN	0	235.823	235.823
**D	STICHTING PENSIOENFONDS IBM NEDERLAND	0	68.843	68.843
**D	STICHTING PENSIOENFONDS SAGITTARIUS	0	258.770	258.770
**D	STICHTING PENSIOENFONDS APF	0	755.338	755.338
**D	THE TRUSTEES OF CATERPILLAR PENSION PLAN	0	188.800	188.800
**D	THE TRUSTEES OF JAGUAR PENSION PLAN	0	138.087	138.087
**D	THE TRUSTEES OF LAND ROVER PENSION SCHEME	0	173.100	173.100
**D	THE TRUSTEES OF MICHELIN PENSION & LIFE ASSURANCE PLAN	0	77.544	77.544
**D	STAFFORDSHIRE COUNTY COUNCIL PENSION FUND	0	304.586	304.586
**D	TYNE AND WEAR PENSION FUND	0	766.983	766.983
**D	MERSEYSIDE PENSION FUND	0	300.000	300.000
**D	HP INVEST COMMON CONTRACTUAL FUND	0	26.874	26.874
**D	HP INVEST COMMON CONTRACTUAL FUND	0	161.857	161.857
**D	NORTHERN TRUST UCITS COMMON CONTRACTUAL FUND	0	2.874.741	2.874.741
**D	COLONIAL FIRST STATE WHOLESALE INDEXED GLOBAL SHARE FUND	0	390.268	390.268
**D	COMMONWEALTH GLOBAL SHARE FUND 29	0	9.450	9.450
**D	WHITBREAD GROUP PENSION FUND	0	176.904	176.904
**D	UNITED SERVICES AUTOMOBILE ASSOCIATION	0	747.100	747.100
**D	HSBC UCITS COMMON CONTRACTUAL FUND	0	35.660	35.660
**D	KLEINWORT BENSON INVESTORS MASTER INVESTMENT FUND	0	12.120	12.120
**D	PREMIER ENERGY AND WATER TRUST PLC	0	140.000	140.000
**D	MUNICIPAL EMPLOYEES' ANNUITY AND BENEFIT FUND OF CHICAGO	0	167.000	167.000
**D	MUNICIPAL EMPLOYEES' ANNUITY AND BENEFIT FUND OF CHICAGO	0	82.750	82.750
**D	LEGAL & GENERAL GLOBAL EQUITY INDEX FUND	0	22.180	22.180
**D	NAT WEST BK AS TRUSTEE OF LEGAL & GENERAL EUROPEAN INDEX TR	0	4.288.864	4.288.864
**D	PREMIER GLOBAL UTILITIES INCOME FUND	0	391.410	391.410
**D	PREMIER OPTIMUM INCOME FUND A SUB-FUND OF PREMIER FUNDS	0	98.000	98.000
**D	LEGAL & GENERAL ICAY	0	509.253	509.253
**D	SSGA GROSS ROLL UP UNIT TRUST	0	58.153	58.153
**D	KLEINWORT BENSON INVESTORS INSTITUTIONAL FUND PLC	0	268.853	268.853
**D	NORTHERN TRUST INVESTMENT FUNDS PUBLIC LIMITED COMPANY	0	193.248	193.248
**D	TT INTERNATIONAL FUNDS PLC	0	670.426	670.426
**D	LEGAL AND GENERAL AUTHORISED CONTRACTUAL SCHEME	0	358.325	358.325
**D	LEGAL & GENERAL AUTHORISED CONTRACTUAL SCHEME	0	42.691	42.691
**D	STATE TEACHERS RETIREMENT SYSTEM OF OHIO	0	107.221	107.221
**D		0	4.287.156	4.287.156

903

LISTA ESITO DELLE VOTAZIONE  
 Oggetto: Relazione sulla remunerazione

## FAVOREVOLI

Badge	Ragione Sociale	Proprio	Delega	Totale
**D	ILLINOIS STATE BOARD OF INVESTMENT	0	830.969	830.969
**D	BANCO NACIONAL DE PANAMA, ACTING AS TRUSTEE OF THE FIDEICOMISO DE FONDO DE AHORRO DE PANAMA	0	45.792	45.792
**D	STICHTING BEDRIJFSTAKPENSIOENFONDS ZORGVERZEKERINGSKAP	0	226.188	226.188
**D	KOMMUNAL LANDPENSIOENSKASSE GUENSIDIG FORSIKRINGSSELSKAP	0	546.748	546.748
**D	ABU DHABI RETIREMENT PENSIONS AND BENEFITS FUND	0	678.522	678.522
**D	STICHTING BEDRIJFSTAKPENSIOENFONDS ZORGVERZEKERINGSKAP	0	256.300	256.300
**D	STICHTING DOUWE EGBERTS PENSIOENFONDS	0	282.250	282.250
**D	STICHTING BEDRIJFSTAKPENSIOENFONDS ZORGVERZEKERINGSKAP	0	1.227.843	1.227.843
**D	STICHTING DELA DEPOSITARY AND MANAGEMENT	0	460.406	460.406
**D	STICHTING PENSIOENFONDS ING	0	946.958	946.958
**D	VERDIPAPIRFONDET KLP AKSJEGLOBAL INDEX 1	0	463.378	463.378
**D	VERDIPAPIRFONDET KLP AKSJEEUROPA INDEX 1	0	2.603.704	2.603.704
**D	VERDIPAPIRFONDET KLP AKSJEGLOBAL LAVBETA I	0	1.583.349	1.583.349
**D	NORTHERN TRUST UCITS FGR FUND	0	1.623.819	1.623.819
**D	UNIVEST	0	167.791	167.791
**D	NORTH TR LUX CO I ITS CAP MNGM OF SCHIUM STAFF RET F FCP-SIF	0	85.135	85.135
**D	IPM EQUITY UMBRELLA FUND	0	72.997	72.997
**D	EURIZON CAPITAL SGR SPA - EURIZON RENDITA	0	181.543	181.543
**D	EURIZONCAPITAL SGR S.P.A. - EURIZON AZIONI AREA EURO	0	315.406	315.406
**D	EURIZONCAPITAL SGR SPA - EURIZON PROGETTO ITALIA 70	0	4.305.155	4.305.155
**D	EURIZONCAPITAL SGR S.P.A. - EURIZON AZIONI ITALIA	0	353.658	353.658
**D	EURIZON CAPITAL SGR SPA - EURIZON PROGETTO ITALIA 40	0	44.735	44.735
**D	EIS - MULTIASSET RISK OVERLAY	0	38.190	38.190
**D	EPF - ENHANCED CONSTANT RISK CONTRIBUTION	0	992.004	992.004
**D	EPF - EQUITY ITALY	0	126.860	126.860
**D	EPF - EURO Q-EQUITY	0	566.071	566.071
**D	EPF - Q-FLEXIBLE	0	4.020	4.020
**D	ROSSINI - AZIONARIO EURO	0	1.198	1.198
**D	ROSSINI - BILANCIATO	0	691.200	691.200
**D	EUF - EQUITY EURO LITE	0	256.865	256.865
**D	EUF - EQUITY EURO LIFE	0	526.571	526.571
**D	EUF - EQUITY ITALY SMART VOLATILITY	0	251.776	251.776
**D	ISE - VALORE CEDOLA GLOBALE - 02/2015	0	107.388	107.388
**D	ISE - VALORE CEDOLA GLOBALE - 04/2015	0	52.847	52.847
**D	ISE - GLOBAL DYNAMIC MULTITRENDER - 06/2015	0	60.968	60.968
**D	ISE - VALORE CEDOLA GLOBALE - 07/2015	0	61.099	61.099
**D	ISE - VALORE CEDOLA GLOBALE - 09/2015	0	142.189	142.189
**D	ISE - GLOBAL INCOME MULTITRENDER - 09/2015	0	244.958	244.958
**D	ISE - MULTIASSET CEDOLA GLOBALE - 12/2015	0	31.663	31.663
**D	ISE - DYNAMIC INCOME MULTITRENDER - 01/2016	0	263.643	263.643
**D	ISE - MULTIASSET CEDOLA GLOBALE - 02/2016	0	81.909	81.909
**D	ISE - MULTIASSET ABSOLUTE 3 ANNI - 04/2016	0	70.151	70.151
**D	ISE - MULTIASSET ABSOLUTE 3 ANNI - 07/2016	0		

## LISTA ESITO DELLE VOTAZIONE

Oggetto: Relazione sulla remunerazione

## FAVOREVOLI

Badge	Ragione Sociale	Proprio	Delega	Totale
**D	EPF - ABSOLUTE Q-MULTISTRATEGY	0	12.037	12.037
**D	AMUNDI SIF EUROPEAN EQUITY INDEX FUND	0	22.697	22.697
**D	FONDACO ROMA EURO BALANCED CORE	0	3.185	3.185
**D	CNP ASSURANCES SA	0	8.104.840	8.104.840
**D	FCP EDMOND DE ROTHCHILD EURO SRI	0	224.000	224.000
**D	IBM FRANCE	0	139.157	139.157
**D	FCP HAMELIN DIVERSIFIE FLEX II	0	14.112	14.112
**D	AA FORTIS TACTIQUE	0	752.834	752.834
**D	A.A. - BNP PAM -ISR	0	1.067.170	1.067.170
**D	FCP CARPIMKO EUROPE	0	330.774	330.774
**D	FCP AMUNDI PULSACTIONS	0	1.164.592	1.164.592
**D	FCP RSI EURO P	0	1.704.926	1.704.926
**D	EPARGNE PRUDENCE THALES	0	111.355	111.355
**D	FCPE AMUNDI LABEL EQUILIBRE	0	78.140	78.140
**D	EVIAN A EQUILIBRE	0	20.408	20.408
**D	L.S. DYNAMIQUE	0	13.473	13.473
**D	N 1 RENDEMENT USINOR	0	28.119	28.119
**D	VOCATION MARCHE ARIANESPACE CONSEIL DE SURVEILLANCE DU FCP	0	9.645	9.645
**D	FCPE AMUNDI LABEL PRUDENCE	0	49.773	49.773
**D	FCPE AMUNDI LABEL DYNAMIQUE	0	71.002	71.002
**D	LV CHALLENGE	0	86.642	86.642
**D	FCP A.A. - GROUPAMA - ISR	0	680.000	680.000
**D	ADP ACTIONS	0	13.162	13.162
**D	ADPARGNE	0	8.955	8.955
**D	FCP FDRN AMUNDI	0	210.831	210.831
**D	ARCO LONG TERME D ACTIONS	0	710.541	710.541
**D	FCP CRN SOGE ACTIONS	0	217.646	217.646
**D	CARP - INDO	0	576.857	576.857
**D	FCP TONI ACTIONS 100	0	462.045	462.045
**D	FCP VIVACCIO ACTIONS	0	1.957.301	1.957.301
**D	LBPAM ACTIONS INDICE	0	1.930.610	1.930.610
**D	LBPAM PROFIL 80 PEA	0	537.509	537.509
**D	LBPAM PROFIL 100	0	312.062	312.062
**D	EGEPARGNE ACTIONS ISR-ACTIONS INTER	0	100.000	100.000
**D	FCP ICARE	0	165.432	165.432
**D	LBPAM ACTIONS DIVIDENDES EUROPE	0	2.816.723	2.816.723
**D	FCPE TECHNIP DYNAMIQUE	0	42.645	42.645
**D	FCPE TECHNIP EQUILIBRE	0	43.364	43.364
**D	AGIRA RETRAITE DIVERSIFIE	0	186.681	186.681
**D	LA BANQUE POSTALE ASSET MANAGEMENT	0	267.681	267.681
**D	FCP CAYEC GROUPAMA DIVERSIFIE	0	160.397	160.397
**D	FCP BERRI ACTIONS	0	79.964	79.964
**D	FCP PORT ROYAL EQUILIBRE	0	125.905	125.905

Pagina 62

7  
2634

Azionisti: 2634 Teste: 7  
 Azionisti in proprio: 0 Azionisti in delega: 2634

905

## LISTA ESITO DELLE VOTAZIONI

Oggetto: Relazione sulla remunerazione

## FAVOREVOLI

Badge	Ragione Sociale	Proprio	Delega	Totale
**D	VILLIERS ALTO	0	223.084	223.084
**D	ARIA	0	7.766	7.766
**D	FCP AMUNDI HORIZON	0	1.736.743	1.736.743
**D	PREDICA ISR EUROPE	0	16.398	16.398
**D	LBP INDEX EURO PEA 90 SEPTEMBRE2021	0	39.046	39.046
**D	GRD20	0	942.077	942.077
**D	PREDIQUANT A2 - DIVIDENDES EURO	0	1.253.486	1.253.486
**D	PREDIQUANT A2 ACTIONS EUROPE	0	2.930.168	2.930.168
**D	GRD 18 ACTIONS	0	206.445	206.445
**D	FCP LBP EUROCAP PEA 90 NOVEMBRE2021	0	34.613	34.613
**D	GRD 12 ACTIONS	0	382.184	382.184
**D	GROUPAMA ASSET MANAGEMENT	0	642.603	642.603
**D	LIBEAM STRATEGIE PEA 1	0	316.323	316.323
**D	FCP PORTFOLIO LCR ACTIONS	0	108.134	108.134
**D	FCPE IBM FRANCE F	0	99.710	99.710
**D	DUGUAY ACTIONS EUROPE	0	133.532	133.532
**D	FCP ERISA DIVERSIFIE 2	0	495.000	495.000
**D	FCP FONDATION EUROPE	0	200.000	200.000
**D	MEDI ACTIONS	0	1.500.000	1.500.000
**D	FCP MEDI ACTIONS EURO	0	180.000	180.000
**D	FCP AMUNDI ACTIONS EUROPE ISR	0	103.642	103.642
**D	FCP AMUNDI RENDEMENT PLUS	0	250.881	250.881
**D	SICAV AMUNDI ACTIONS EURO ISR	0	531.970	531.970
**D	HARMO PLACEMENT 2	0	274.939	274.939
**D	ASSURDIX	0	979.263	979.263
**D	FCPE AMUNDI RESA ACTIONS EURO	0	619.212	619.212
**D	ATOUT MODERATIONS	0	360.037	360.037
**D	FCPE AMUNDI RESA ESG ACTIONS EURO	0	95.826	95.826
**D	FCP CNP ASSUR EUROPE NEUFLIZE OBC	0	558.581	558.581
**D	CPR EURO HIGH DIVIDEND	0	400.000	400.000
**D	CPR GLOBAL EQUITY ALL REGIME	0	368.042	368.042
**D	FCPE AMUNDI PREM PATRIMOINE	0	117.209	117.209
**D	CPR EUROLAND	0	132.376	132.376
**D	AMUNDI ETF EURO STOXX 50 UCITS ETF DR	0	2.358.830	2.358.830
**D	FCP CPR ACTIVE EUROPE	0	7.013.120	7.013.120
**D	FCP AMUNDI ETF MSCI EUROPE EX EMU PEA UCITS ETF	0	225.970	225.970
**D	FCP CPR PROGRES DURABLE EUROPE	0	2.952.746	2.952.746
**D	PREDIQUANT EURO CROISSANCE A2	0	30.733	30.733
**D	FCP BFT EUROPE DIVIDENDES	0	138.785	138.785
**D	AMUNDI PATRIMOINE	0	330.000	330.000
**D	SICAV EURO CAPITAL DURABLE	0	384.317	384.317
**D	FCP GROUPAMA EURO STOCK	0	800.000	800.000
**D		0	229.700	229.700

LISTA ESITO DELLE VOTAZIONE  
 Oggetto: Relazione sulla remunerazione

## FAVOREVOLI

Badge	Ragione Sociale	Proprio	Delega	Totale
**D	SICAV MONDE GAN	0	77.564	77.564
**D	FCP FEDERAL ACTIONS RENDEMENT	0	450.000	450.000
**D	FEDERAL CONVICTION ISR EURO	0	1.600.000	1.600.000
**D	FCP FEDERAL CROISSANCE	0	476.000	476.000
**D	FCP FEDERAL OPTIMAL	0	428.000	428.000
**D	ATOUT EUROPE HAUT RENDEMENT	0	53.091	53.091
**D	ATOUT EUROPE SMART BETA	0	118.398	118.398
**D	ATOUT EUROPE SMART BETA	0	233.931	233.931
**D	FDC A2 POCHE TITRES	0	11.921	11.921
**D	AMUNDI ACTIONS INTELES WORLD PL	0	788.238	788.238
**D	ATOUT EUROLAND HAUT RENDEMENT	0	417.739	417.739
**D	ATOUT EUROLAND MIN VAR	0	468.692	468.692
**D	LCL ACTIONS EURO HAUT RENDEMENT	0	244.099	244.099
**D	LCL ACTIONS EURO MIN VAR	0	39.469	39.469
**D	LCL ACTIONS EUROPE SMART BETA	0	37.392	37.392
**D	LCL ACTIONS EUROPE MAX DIV.	0	30.000	30.000
**D	LCL ACTIONS EUROPE MAX DIV.	0	30.000	30.000
**D	FCP ENERGIES RENOUVELABLES	0	3.839	3.839
**D	PALATINE MEDITERRANEA SICAV	0	183.304	183.304
**D	AMUNDI ACTIONS INTERNATIONALES DYNAMIC RISK FACTOR	0	1.862.901	1.862.901
**D	FCP HSBC DYNAPLEXIBLE	0	181.580	181.580
**D	FCP HSBC ACTIONS EUROPE	0	999.002	999.002
**D	FCP HSBC ACTIONS MONDE	0	1.400.871	1.400.871
**D	HSBC ACTIONS DEVELOPEMENT DURAB	0	100.000	100.000
**D	AMUNDI FUNDS EQUITY EUROPE MINIMUM VARIANCE	0	854.743	854.743
**D	AMUNDI LUXEMBOURG SA	0	51.257	51.257
**D	AMUNDI FUNDS EQUITY EURO RISK PARITY	0	2.956.244	2.956.244
**D	STG PFDS CORP EXPRESS MANDAAT ALLIANCE CAPITA	0	2.823.252	2.823.252
**D	STICHTING BEDRIJFSPENSIOENFONDSVOOR DE LANDBOUW MANDAAT BLACKRO	0	372.270	372.270
**D	STG PFDS V.D. GRAFISCHE	0	111.993	111.993
**D	STG PFDS AHOLD	0	48.167	48.167
**D	ST. SPOORWEGPFDS MANDAAT BLACKROCK	0	2.687.222	2.687.222
**D	STICHTING PENSIOENFONDS OPENBAAR VERVOER	0	398.277	398.277
**D	BFL	0	96.272	96.272
**D	STG PFDS ACHMEA MANDAAT BLACKROCK	0	1.334.049	1.334.049
**D	STG BEDRIJFSTAKPFDS V H	0	271.950	271.950
**D	STG BPF VD DETAILHANDEL MND BLACKROCK MSCI EMEA	0	1.310.859	1.310.859
**D	ST BEW S.A. BEL.POOLS GLOB.EQ. FACTOR FUND	0	1.422.281	1.422.281
**D	PETTELAAR EFFECTENBEW. INZ. SNSRESP. IND. FND	0	18.242.169	18.242.169
**D	AMUNDI INDEX SOLUTIONS	0	267.700	267.700
**D	BRIDGEWATER PURE ALPHA TRADING COMPANY II, LTD	0	133.783	133.783
**D	RUSSELL OVERSEAS EQUITY FUND	0	214.659	214.659
**D	RUSSELL OVERSEAS EQUITY FUND	0	230.700	230.700
**D	RUSSELL OVERSEAS EQUITY FUND	0		
**D	RUSSELL OVERSEAS EQUITY FUND	0		



LISTA ESITO DELLE VOTAZIONE  
 Oggetto: Relazione sulla remunerazione

## FAVOREVOLI

Badge	Ragione Sociale	Proprio	Delega	Totale
**D	RUSSELL GLOBAL EQUITY FUND	0	44.274	44.274
**D	RUSSELL GLOBAL EQUITY FUND	0	318.400	318.400
**D	RUSSELL OVERSEAS EQUITY POOL	0	1.138.179	1.138.179
**D	RUSSELL GLOBAL EQUITY POOL	0	148.701	148.701
**D	AGF EUROPEAN EQUITY FUND	0	284.238	284.238
**D	HARMONY OVERSEAS EQUITY POOL	0	75.800	75.800
**D	AGF ALL WORLD TAX ADVANTAGE GROUP LIMITED	0	499.904	499.904
**D	EAFE EQUITY FUND	0	200.629	200.629
**D	BRUCE POWER PENSION PLAN	0	153.441	153.441
**D	THE CANADA LIFE ASSURANCE COMPANY	0	247.223	247.223
**D	COLLEGES OF APPLIED ARTS AND TECHNOLOGY PENSION P	0	859.300	859.300
**D	COLLEGES OF APPLIED ARTS AND TECHNOLOGY PENSION P	0	1.207.430	1.207.430
**D	THE CANADIAN MEDICAL PROTECTIVE ASSOCIATION	0	90.976	90.976
**D	ONTARIO POWER GENERATION INC	0	367.833	367.833
**D	BNY MELLON EMPLOYEE BENEFIT COLLECTIVE INVESTMENT FUND PLAN	0	6.084.308	6.084.308
**D	THE ROYAL INST FOR THE ADVANCEMENT OF LEARNING MCGILL UNIVERSITY	0	105.681	105.681
**D	BMO MONTHLY INCOME FUND	0	300.702	300.702
**D	BMO GLOBAL INFRASTRUCTURE FUND	0	130.169	130.169
**D	FRONTIERS INTERNATIONAL EQUITY POOL	0	67.635	67.635
**D	THE GREAT-WEST LIFE ASSURANCE COMPANY	0	201.256	201.256
**D	BOSTON COMPANY INC POOLED EMPLOYEE FUNDS INTL CORE EQUITY FD II	0	142.993	142.993
**D	COUNSEL DEFENSIVE GLOBAL EQUITY	0	8.237	8.237
**D	IMPERIAL TOBACCO PENSION INVESTMENT TRUST FUND	0	227.816	227.816
**D	IUOE LOCAL 793 MEMBERS PENSION BENEFITTRUST OF ONTARIO	0	269.666	269.666
**D	BMO MSCI EAFE INDEX ETF	0	703.825	703.825
**D	LUCENT TECHNOLOGIES INC. DEFINED CONTRIBUTION PLAN MASTER TRUST	0	201.190	201.190
**D	LONDON LIFE INSURANCE COMPANY	0	2.356.082	2.356.082
**D	GLOBAL INFRASTRUCTURE EQUITY FUND LONDON CAPITAL	0	70.184	70.184
**D	U.S. AND INTERNATIONAL SPECIALTY CLASS	0	17.482	17.482
**D	MCGILL UNIVERSITY PENSION FUND	0	92.464	92.464
**D	ONTARIO PENSION BOARD	0	1.391.144	1.391.144
**D	RENAISSANCE GLOBAL EQUITY PRIVATE POOL	0	30.081	30.081
**D	RENAISSANCE REAL ASSETS PRIVATEPOOL	0	336.300	336.300
**D	STATE OF WISCONSIN INVESTMENT BOARD	0	558.517	558.517
**D	STATE OF WISCONSIN INVESTMENT BOARD	0	4.158.226	4.158.226
**D	STATE OF WISCONSIN INVESTMENT BOARD	0	3.739.814	3.739.814
**D	STATE OF WISCONSIN INVESTMENT BOARD	0	767.092	767.092
**D	STATE OF WISCONSIN INVESTMENT BOARD	0	1.789.840	1.789.840
**D	TD EMERALD INTERNATIONAL EQUITYINDEX FUND	0	251.036	251.036
**D	DUKE UNIVERSITY	0	53.547	53.547
**D	TD EUROPEAN INDEX FUND	0	2.354	2.354
**D	TD INTERNATIONAL EQUITY INDEX ETF	0	6.863.850	6.863.850
**D	PUBLIC SECTOR PENSION INVESTMENT BOARD	0	142.474	142.474
**D	THE BOSTON COMPANY PRIVATE TRUTHE INTERNATIONAL EQ	0		

LISTA ESITO DELLE VOTAZIONE  
 Oggetto: Relazione sulla remunerazione

FAVOREVOLI

Badge	Ragione Sociale	Proprio	Delega	Totale
**D	TORSTAR MASTER TRUST FUND .	0	211.404	211.404
**D	TEACHERS` RETIREMENT ALLOWANCESFUND	0	14.083	14.083
**D	IMPERIAL INTERNATIONAL EQUITY POOL	0	2.322.900	2.322.900
**D	IMPERIAL INTERNATIONAL EQUITY POOL	0	214.481	214.481
**D	IMPERIAL INTERNATIONAL EQUITY POOL	0	107.170	107.170
**D	IMPERIAL GLOBAL EQUITY INCOME POOL	0	1.532.266	1.532.266
**D	IMPERIAL OVERSEAS EQUITY POOL	0	112.800	112.800
**D	ONTARIO POWER GENERATION INC .	0	467.857	467.857
**D	UNIVERSITY OF GUELPH FOREIGN PROPERTY TRUST	0	218.300	218.300
**D	UNIVERSITY OF GUELPH	0	70.900	70.900
**D	UNIVERSITY OF GUELPH	0	77.700	77.700
**D	WOODBRIIDGE INVESTMENTS CORPORATION	0	392.073	392.073
**D	WINDWISE MSCI EAFE INDEX NON-LENDING, FUND FOR EXEMPT ORG.	0	3.049	3.049
**D	STEWARDSHIP FOUNDATION	0	110.731	110.731
**D	CIBC INTERNATIONAL INDEX FUND	0	44.164	44.164
**D	CIBC EUROPEAN INDEX FUND	0	114.093	114.093
**D	CIBC POOLED INTERNATIONAL EQUITY INDEX FUND	0	379.600	379.600
**D	YORK UNIVERSITY PENSION FUND .	0	95.899	95.899
**D	RENAISSANCE GLOBAL VALUE FUND	0	6.057	6.057
**D	DEBORAH LOEB BRICE	0	10.824	10.824
**D	ALAMOSA LLC .	0	495.517	495.517
**D	CF INTERNATIONAL STOCK INDEX FUND ONE	0	554.392	554.392
**D	DT INTERNATIONAL STOCK INDEX FUND ONE	0	199.601	199.601
**D	CERVURITE INTERNATIONAL LLC .	0	8.406	8.406
**D	MARANIC II LLC .	0	299.995	299.995
**D	R.K. MELLON INTERNATIONAL FUND.	0	2.814	2.814
**D	1975 IRREVOCABLE TRUST OF CD WEYERHAUSER	0	1.146	1.146
**D	1973 IRREVOCABLE TRUST OF CD WEYERHAUSER	0	150.000	150.000
**D	SINGLE SELECT INVEST MONCEAU ACTION	0	565.800	565.800
**D	FORUM ONE	0	400.997	400.997
**D	FONDAZIONE ROMA SIF	0	15.777	15.777
**D	IEGG MASON GLOBAL INFRASTRUCTURE ETF	0	4.194	4.194
**D	JPMORGAN FUNDS (IRELAND) ICAY	0		

Totale voti 5.723.237,499  
 Percentuale votanti % 96,617665  
 Percentuale Capitale % 56,294066

Azionisti: 2634 Teste: 7  
 Azionisti in proprio: 0 Azionisti in delega: 2634

909 

*[Handwritten signature]*

Vedi la firma di Enrico Galus, nato a Lora  
il 26 luglio 1962, dal cui documento si vede  
Lora 6 maggio 2017

