

Assemblea Ordinaria del 24 maggio 2018ESITO VOTAZIONE

Att. | a
 racc. 28754

Oggetto : **Relazione sulla remunerazione**

Hanno partecipato alla votazione:

-n° 3.046 azionisti,

portatori di n° 6.239.931.106 azioni ordinarie, tutte ammesse al voto,

pari al 61,376291% del capitale sociale.

Hanno votato:

		% su Azioni Ordinarie Ammesse al voto
Favorevoli	5.456.944.541	87,452000
Contrari	768.215.103	12,311275
SubTotale	<u>6.225.159.644</u>	99,763275
Astenuti	9.742.238	0,156127
Non Votanti	5.029.224	0,080597
SubTotale	<u>14.771.462</u>	0,236725
Totale	<u>6.239.931.106</u>	100,000000

Ai sensi dell'art. 135-undecies del TUF **non sono computate** ai fini del calcolo della maggioranza e del capitale richiesto per l'approvazione della delibera numero 0 azioni pari al **0,000000%** delle azioni rappresentate in aula.

LISTA ESITO DELLE VOTAZIONE

Oggetto: Relazione sulla remunerazione

FAVOREVOLI

Badge	Ragione Sociale	Proprio	Delega	Totale
6085	CARDINALI LUIGI	0	0	0
DE*	ALLEANZA ASSICURAZIONI S.P.A.	5.631.923	5.631.923	5.631.923
DE*	EUROP ASSISTANCE ITALIA SPA	31.370	31.370	31.370
DE*	GENERALI AMBITION	240.527	240.527	240.527
DE*	GENERALI BELGIO SPA	200.000	200.000	200.000
DE*	GENERALI INVESTMENTS SICAV	5.480.672	5.480.672	5.480.672
DE*	GENERALI ITALIA SPA	18.050	18.050	18.050
DE*	GENERALI MULTIPORTFOLIO SOLUTIONS SICAV	44.601	44.601	44.601
DE*	GENERALI SMART FUNDS SICAV	181.413	181.413	181.413
DE*	GENERALI VIE	7.736.025	7.736.025	7.736.025
DE*	GIE ALLEANZA OBBLIGAZIONARIO	1.193.256	1.193.256	1.193.256
DE*	GIE ALTO AZIONARIO	175.697	175.697	175.697
DE*	GIE FONDO ALTO INTERNAZIONALE AZIONARIO	71.764	71.764	71.764
DE*	GIE GEN REVENUS FCP 4D	347.000	347.000	347.000
DE*	PENARUBIA FRAGUAS MARIA AMOR	0	0	0
6152	DEUTSCHE ASSET MANAGEMENT INTERNATIONAL S.A., LUXEMBOURG	1.231.313	1.231.313	1.231.313
DE*	DEUTSCHE ASSET MANAGEMENT INVESTMENT GMBH	366.921	366.921	366.921
DE*	DEUTSCHE ASSET MANAGEMENT INVESTMENT GMBH, FRANKFURT	9.164.927	9.164.927	9.164.927
DE*	DEUTSCHE ASSET MANAGEMENT S.A., LUXEMBOURG	36.159.293	36.159.293	36.159.293
DE*	RICCI MARIO	45.923	0	45.923
6185	PERNETTI PIETRO	10.732	10.732	10.732
6209	RINELLI DOMENICO	5.479	5.479	5.479
6215	ROSICA MASSIMO	55.565	55.565	55.565
6275	1290 FUNDS - 1290 SMARTBETA EQUITY FUND	0	40.575	40.575
DE*	1973 IRREVOCABLE TRUST OF CD WEYERHAUSER	0	6.000	6.000
DE*	1975 IRREVOCABLE TRUST OF CD WEYERHAUSER	0	1.146	1.146
DE*	1999 VOL EMPL BEN ASS NON-REPR EMPL OF SOUT CAL EDISON CO	0	2.814	2.814
DE*	3M ERIP RAFI EAFE	0	17.028	17.028
DE*	55002 UP EUROPAEISKE AKTIER	0	271.532	271.532
DE*	55041 KUP GLOBALE AKTIER IV	0	1.119.476	1.119.476
DE*	56037 IP LOW RISK EQUITIES II	0	16.346	16.346
DE*	56038 IP LOW RISK EQUITIES I	0	497.780	497.780
DE*	56053 IP GLOBAL EQUITIES I	0	791.096	791.096
DE*	82A HOLDINGS, LLC	0	32	32
DE*	A.I. DUPONT TESTAMENTARY TRUST	0	127.172	127.172
DE*	AARP FOUNDATION	0	181.224	181.224
DE*	AARP INSURANCE PLAN	0	30.158	30.158
DE*	AARP LAZARD LOE GIB	0	62.209	62.209
DE*	AB CFAO	0	177.717	177.717
DE*	AB FOODS ARTEMIS	0	19.840	19.840
DE*	AB FOODS HEXAVEST	0	668.000	668.000
DE*	ABU DHABI RETIREMENT PENSIONS AND BENEFIT	0	94.551	94.551
DE*	ACORN 1998 TRUST	0	729.783	729.783
DE*		0	7.401	7.401

5/8

LISTA ESITO DELLE VOTAZIONE
 Oggetto: Relazione sulla remunerazione

FAVOREVOLI

Badge	Ragione Sociale	Proprio	Delega	Totale
DE*	ADEPT INVESTMENT MANAGEMENT PLC	0	117.777	117.777
DE*	ADPACTIONS	0	17.352	17.352
DE*	ADVANCE INTERNATIONAL SHARE INDEX FUND	0	399.318	399.318
DE*	ADVANCED SERIES TRUST - AST FI PYRAMIS QUANTITATIVE PORTFOLIO	0	807.347	807.347
DE*	AECOM DC RETIREMENT PLANS SMA MASTER TRUST	0	160.905	160.905
DE*	AF81 LABOR SELECT INTL EQ	0	2.315.128	2.315.128
DE*	AGF ALL WORLD TAX ADVANTAGE GROUP LIMITED	0	354.404	354.404
DE*	AGF EUROPEAN EQUITY FUND	0	279.568	279.568
DE*	AGIRA RETRAITE DIVERSIFIE	0	172.912	172.912
DE*	ALAMOSA LLC	0	18.396	18.396
DE*	ALAS INV SERVICESMONDRIAN INV	0	260.857	260.857
DE*	ALASKA PERMANENT FUND CORPORATION	0	3.790.456	3.790.456
DE*	ALICNY BLACKROCK GBL EQUITY	0	48.067	48.067
DE*	ALLSTATE INSURANCE CO BLACKROCK	0	646.699	646.699
DE*	ALLSTATE LIFE INSURANCE COMPANY	0	303.078	303.078
DE*	AMERGEN CLINTON NUCLEAR POWER PLANT NONQUALIFIED FUND	0	24.476	24.476
DE*	AMERICAN HONDA MASTER RETIREMENT TRUST	0	254.165	254.165
DE*	AMF AKTIENFOND EUROPA	0	1.280.104	1.280.104
DE*	AMF AKTIENFOND GLOBAL	0	185.893	185.893
DE*	AMF AKTIENFOND MIX	0	407.500	407.500
DE*	AMF AKTIENFOND VARLDEN	0	710.144	710.144
DE*	AMF BALANSFOND	0	224.980	224.980
DE*	AMP CAP UNHEDGED GL SHS MULTI MAN FUND	0	370.250	370.250
DE*	AMUNDI EQUITY EURO CONSERVATIVE	0	951.658	951.658
DE*	AMUNDI ETF FTSE ITALIA PIR UCITS ETF DR	0	657.960	657.960
DE*	AMUNDI FUNDS SICAV	0	5.652.496	5.652.496
DE*	AMUNDI INDEX SOLUTIONS	0	10.367.011	10.367.011
DE*	AMUNDI SIF EUROPEAN EQUITY INDEX FUND	0	3.278	3.278
DE*	AMUNDI SIF GLOBAL ETHICAL EQUITIES	0	26.964	26.964
DE*	AMUNDI STRATEGIES ACTIONS EUROPE	0	10	10
DE*	ANIMA SGR SPA	0	299.250	299.250
DE*	ANIMA SGR SPA	0	525.000	525.000
DE*	ANIMA SGR SPA	0	618.675	618.675
DE*	ANIMA SGR SPA	0	781.350	781.350
DE*	ANIMA SGR SPA	0	1.353.630	1.353.630
DE*	ANIMA SGR SPA	0	1.499.842	1.499.842
DE*	ANIMA SGR SPA	0	1.785.769	1.785.769
DE*	ANIMA SGR SPA	0	2.084.592	2.084.592
DE*	ANIMA SGR SPA	0	3.378.750	3.378.750
DE*	ANIMA SGR SPA	0	22.029	22.029
DE*	ANIMA SGR SPA GLOBAL MACRODIVERSIFIED	0	139.453	139.453
DE*	ANZ ETFS EURO STOXX 50 ETF	0	27.173	27.173
DE*	ANZ WHOLESALE INTERN.SHARE NO. 1 FUND	0	8.968	8.968
DE*	AOHIT HAI RHUMBLINE EAFE THE ARCHDIOCESE OF HARTFORD INVESTMENT TRUST	0		

Azionisti:
 Azionisti in proprio:

2.234 Teste:
 4 Azionisti in delega:

11
 2.230

Pagina 2

ENEL S.p.A.

24 maggio 2018 21.50.28

Assemblea Ordinaria del 24 maggio 2018

LISTA ESITO DELLE VOTAZIONE

Oggetto: Relazione sulla remunerazione

FAVOREVOLI

Badge	Ragione Sociale	Proprio	Delega	Totale
DE*	AON HEWITT COLLECTIVE INVESTMENT TRUST	0	60.485	60.485
DE*	AP7 EQUITY FUND	0	8.478.610	8.478.610
DE*	APL RB EQ DEV MIRA	0	59.586	59.586
DE*	AQR FUNDS - AQR EMERGING MOMENTUM	0	382.312	382.312
DE*	AQR FUNDS - AQR INTERNATIONAL DEFENSIVE EQUITY FUND CORPORATION SERVICE COMPANY	0	89.661	89.661
DE*	AQR FUNDS - AQR INTERNATIONAL DEFENSIVE EQUITY FUND CORPORATION SERVICE COMPANY	0	189.150	189.150
DE*	AQR GLOBAL ENHANCED EQUITY FUND	0	559.457	559.457
DE*	AQR INTERNATIONAL MOMENTUM FUND	0	10.160	10.160
DE*	AQR LUX FUNDS II - AQR GLOBAL DEFENSIVE	0	42.833	42.833
DE*	AQR TAX ADVANTAGED ABSOLUTE RETURN FUND LP	0	281.656	281.656
DE*	AQR TM INTERNATIONAL MULTI-STYLE FUND	0	48.877	48.877
DE*	AQR UCITS FUNDS	0	29.001	29.001
DE*	ARAB AUTHORITY FOR AGRICULTURAL INVESTMENT AND DEVELOPMENT	0	2.367.131	2.367.131
DE*	ARBEJDSMARKEDETS TILLAEGSPENSION	0	21.347	21.347
DE*	ARC RB EQ DEV KAITOS	0	8.000.000	8.000.000
DE*	ARCA FONDI SGR - FONDO ARCA AZIONI ITALIA	0	230.967	230.967
DE*	ARCELORMITTAL DOFASCO HYBRID PLAN	0	10.621	10.621
DE*	ARJA	0	474.560	474.560
DE*	ARK LIFE ASSURANCE COMPANY LIMITED	0	720.830	720.830
DE*	ARCO LONG TERME D ACTIONS	0	58.782	58.782
DE*	ARROWSTREET INTERNATIONAL EQUITY ACWI EX US ALPHA EXTENSION	0	1.351.000	1.351.000
DE*	ARTEMIS GLOBAL EQUITY INCOME FUND	0	248.100	248.100
DE*	ARTEMIS INSTITUTIONAL GLOBAL CAPITAL FUN	0	31.420	31.420
DE*	ARTSFARE 2005 TRUST NO.2	0	2.381.729	2.381.729
DE*	ASCENSION ALPHA FUND, LLC	0	1.187.550	1.187.550
DE*	ASCENSION HEALTHCARE MASTER PENSION TRUST	0	20.337	20.337
DE*	ASHMORE GLOBAL CONSOLIDATION & RECOVERY	0	3.971	3.971
DE*	ASPIRIANT RISK MANAGED GLOBAL EQUITY FUN	0	467.556	467.556
DE*	ASR LEVENSVERZEKERING N.V.	0	10.195	10.195
DE*	ASSURDIX	0	1.618.211	1.618.211
DE*	AST ACADEM STRAT AAJENNISON P007	0	35.945	35.945
DE*	AST ASAA AQR PDOF	0	92.387	92.387
DE*	AST BLKRR GLOBAL STRAT PT TE PDDG	0	562.048	562.048
DE*	AST FI PYRAMIS QUANT AA INT EQ PDGI	0	116.497	116.497
DE*	AST GS MULTI ASSET PORT LIO PDHE	0	68.631	68.631
DE*	AST JENNISON GLOBAL INFRASTR PDMN	0	116.811	116.811
DE*	AST JPM GL THEM PORT 2 INT EME PDNB	0	230.079	230.079
DE*	AST JPM SO EAFE OPP PD4D	0	1.310.981	1.310.981
DE*	AST PRU GRWTH ALL PTF QMA EAFE PDDF	0	488.273	488.273
DE*	AST QMA INTL CORE EQUITY PORT PDMP	0	65.561	65.561
DE*	ASV RB EQ DEV MENKAR	0	10	10
DE*	ATOUT EUROLAND CORE	0	25	25
DE*	ATOUT EUROLAND HAUT RENDEMENT	0	53	53
DE*	ATOUT EUROPE HAUT RENDEMENT	0		

Pagina 3

11
2.230

Azionisti: 2.234 Teste: 4
Azionisti in proprio: 4 Azionisti in delega: 4

520



LISTA ESITO DELLE VOTAZIONE
 Oggetto: Relazione sulla remunerazione

FAVOREVOLI

Badge	Ragione Sociale	Proprio	Delega	Totale
DE*	ATOUT EUROPE SMART BETA	0	40	40
DE*	ATOUT FRANCE CORE PLUS	0	10	10
DE*	ATOUT MODERATIONS	0	243.650	243.650
DE*	AURION INTERNATIONAL DAILY EQUITY FD	0	29.434	29.434
DE*	AUSTRALIA POST SUPERANNUATION SCHEME	0	14.350	14.350
DE*	AUSTRALIAN CATHOLIC SUPERAN RETIREM FUND	0	101.952	101.952
DE*	AVALON PORTFOLIO II, LLC	0	24.599	24.599
DE*	AVSUPER FUND	0	11.123	11.123
DE*	AXA AA DIVERSFIE INDICIEL 1	0	309.532	309.532
DE*	AXA EQUITABLE LIFE INSURANCE CO	0	76.867	76.867
DE*	AXA EURO DIVIDEND D	0	54.000	54.000
DE*	AXA EURO DIVIDEND DBVL	0	302.000	302.000
DE*	AXA EURO DIVIDEND K	0	400.000	400.000
DE*	AXA EURO DIVIDEND L	0	128.000	128.000
DE*	AXA EURO DIVIDEND S	0	286.000	286.000
DE*	AXA GLOBAL DISTRIBUTION FUND	0	77.000	77.000
DE*	AXA INDICE EURO	0	652.014	652.014
DE*	AXA INSURANCE LIMITED	0	155.000	155.000
DE*	AXA INSURANCE UK PIC	0	42.000	42.000
DE*	AXA OFFSHORE MULTIMANAGER FUNDS TRUST -	0	4.090	4.090
DE*	AXA ROSENBERG EUROPEAN FUND	0	86.000	86.000
DE*	AXA ROSENBERG GLOBAL ALLOCATIONFUND	0	31.000	31.000
DE*	AZL BLACKROCK GLOBAL ALLOCATIONFUND	0	164.118	164.118
DE*	AZL INTERNATIONAL INDEX FUND	0	990.136	990.136
DE*	AZL NEJ INTERNATIONAL VALUE FUND	0	28.886	28.886
DE*	B4305 FRB S LUND RES TR FBO B LUND	0	4.379	4.379
DE*	B4306 FRB M LUND REV TR	0	5.831	5.831
DE*	BAE SYSTEMS PENSION FUNDS COMMON INVESTMENT FUND	0	1.723.481	1.723.481
DE*	BANCO CENTRAL DE TIMOR EST	0	1.122.981	1.122.981
DE*	BANCO NACIONAL DE PANAMA, ACTING AS TRUSTEE OF THE FIDEICOMISO DE FONDO DE AHORRO DE PANAMA	0	45.792	45.792
DE*	BANCOPOSTA AZ INTERNAZIONALE	0	638.025	638.025
DE*	BANCOPOSTA FONDI SPA BANCOPOSTA MIX 3	0	505.275	505.275
DE*	BANCOPOSTA MIX 1	0	231.600	231.600
DE*	BANCOPOSTA MIX 2	0	432.600	432.600
DE*	BANK OF BOTSWANA	0	275.723	275.723
DE*	BANNER HEALTH	0	186.900	186.900
DE*	BANQUE PICTET & CIE SA	0	191.494	191.494
DE*	BAPTIST FOUNDATION OF TEXAS DBA HIGHGROUND ADVISORS	0	584.000	584.000
DE*	BARNARD COLLEGE	0	41.148	41.148
DE*	BARYUM QUANT	0	267.000	267.000
DE*	BBC PENSION SCHEME	0	994.400	994.400
DE*	BVVA PENSION FUND	0	1.024.292	1.024.292
DE*	BWAYARCO DEPOSITARIOINVEST FUNDS	0	4.744.049	4.744.049

521

ENEL S.p.A.

LISTA ESITO DELLE VOTAZIONE
Oggetto: Relazione sulla remunerazione

Assemblea Ordinaria del 24 maggio 2018

24 maggio 2018 21.50.28

FAVOREVOLI

Badge	Ragione Sociale	Proprio	Delega	Totale
DE*	BEAT DRUGS FUND ASSOCIATION	0	8.716	8.716
DE*	BEL45 CAPITAL PARTNERS, LLC	0	18.535	18.535
DE*	BELEGINGSFONDS BELCENA	0	90.800	90.800
DE*	BELL ATLANTIC MASTER TRUST	0	269.041	269.041
DE*	BELL ATLANTIC MASTER TRUST	0	966.658	966.658
DE*	BELL ATLANTIC MASTER TRUST	0	1.019.220	1.019.220
DE*	BELLSOUTH CORP REA VEEBA TRUST	0	242.514	242.514
DE*	BGF EURO MKTS FD EURO EQUITY PF	0	24.524.184	24.524.184
DE*	BGF EUROPEAN FUND	0	8.256.926	8.256.926
DE*	BGF NEW ENERGY FD NAT RES	0	16.367.196	16.367.196
DE*	BINGHAM ABC - EAGLE	0	8.491.023	8.491.023
DE*	BLACKROCK AUTHORIZED CONTRACTUAL SCHEME I	0	21.570	21.570
DE*	BLACKROCK FISSION INDEXED INTERNATIONAL EQUITY FUND	0	5.950.341	5.950.341
DE*	BLACKROCK GLOBAL FUNDS	0	29.744	29.744
DE*	BLACKROCK INDEX SELECTION FUND	0	28.509.400	28.509.400
DE*	BLACKROCK INSTITUTIONAL POOLED FUNDS PLC	0	6.378.966	6.378.966
DE*	BLACKROCK INSTITUTIONAL TRUST COMPANY N.A. INVESTMENT FUNDS FOR EMPLOYEE BENEFIT TRUSTS	0	909.138	909.138
DE*	BLACKROCK MULTI-ASSET INC.PORTF.OF BLACK	0	12.668.024	12.668.024
DE*	BLACKROCK TACTICAL OPP FD OF BLACK FDS	0	383.398	383.398
DE*	BLK MULT MGR ALT STRT FD GLG	0	2.550.168	2.550.168
DE*	BLL AQUIL LIFEGL03000 FMEN WHT INDEF	0	110.788	110.788
DE*	BLL AQUILA LIFE EUROPEAN EQUITY	0	23.093	23.093
DE*	BLL AQUILA LIFE FTSE RAFI DEVELOPED	0	50.350	50.350
DE*	BLL AQUILA LIFE MSCI WORLD FUND	0	7.799.656	7.799.656
DE*	BLL ASCENT LIFE EUROPEAN	0	190.977	190.977
DE*	BLL DC EUROPEAN GROWTH FD AG PF	0	1.414.813	1.414.813
DE*	BLUE SKY GROUP	0	214.336	214.336
DE*	BMO CANADA PENSION PLAN	0	635.971	635.971
DE*	BMO GLOBAL INFRASTRUCTURE FUND	0	1.741.136	1.741.136
DE*	BNY MELLON EMPLOYEE BENEFIT COLLECTIVE INVESTMENT FUND PLAN	0	835.257	835.257
DE*	BNY MELLON INTERNATIONAL FUND	0	153.611	153.611
DE*	BNY MELLON TR+DEP AFF ST. JAMES'S PLACE GLOBAL EQ UNIT TR	0	6.599.674	6.599.674
DE*	BNYMETCIL FT EURO ALPHADEX UCITS ETF	0	3.496.948	3.496.948
DE*	BNYMETCIL FT GBL ALPHADEX UCITS ETF	0	10.578.118	10.578.118
DE*	BNYMETCIL GIG EUROPEAN EQ ALTER TRAD	0	146.829	146.829
DE*	BNYMETCIL IFS INV CONT EURO EQ FD	0	1.245	1.245
DE*	BNYMETCIL LAZARD GBL MANAGED VOL FD	0	2.620.736	2.620.736
DE*	BNYMETCIL MAN NUMERIC GLOBAL EQ TR	0	388.443	388.443
DE*	BNYMETCIL PS ST HIDVLWVI UCITS ETF	0	192.169	192.169
DE*	BNYMTD BFM BLK SYSTEM CONT EUR FUND	0	90.100	90.100
DE*	BNYMTD BIEF CONT EUR INV	0	59.746	59.746
DE*		0	1.192	1.192
DE*		0	301.793	301.793

ENEL S.p.A.

Assemblea Ordinaria del 24 maggio 2018

24 maggio 2018 21.50.28

LISTA ESITO DELLE VOTAZIONE
Oggetto: Relazione sulla remunerazione

FAVOREVOLI

Regione Sociale	Proprio	Delega	Totale
Badge	0	5.271.002	5.271.002
DE* BNYTD BLK CONT EUR EQ TRCK FD INV	0	236.335	236.335
DE* BNYTD BLK CONT EURO FD	0	889.733	889.733
DE* BNYTD BLK CONTINENTAL EURO INC	0	173.754	173.754
DE* BNYTD CF CANLIFE GBLB INFRA FD	0	120.357	120.357
DE* BNYTD CF MACQUARIE GBL INFERS SRS FD	0	50.187	50.187
DE* BOA OMNIBUS PERAMETRIC	0	3.168.504	3.168.504
DE* BOA PENSION PLAN MONDRIAN	0	280.927	280.927
DE* BOA PENSION SSGA	0	2.280.832	2.280.832
DE* BOARD OF PENSIONS OF THE EVANGELICAL LUTHERAN CHURCH IN AMERICA	0	91.554	91.554
DE* BOILERMAKERS NATIONAL ANNUITY TRUST	0	1.493.489	1.493.489
DE* BOK KIC GAEQI 6	0	378.868	378.868
DE* BOK MCM DM PEO	0	15.040	15.040
DE* BOK TRANSCO ENERGY EMP WEL BEN TR	0	895.499	895.499
DE* BOMBARDIER TRUST (CANADA) REAL RETURN ASSET FUND	0	223.651	223.651
DE* BOMBARDIER TRUST U.S. MASTER TRUST	0	345.038	345.038
DE* BOMBARDIER TRUST (CANADA) GLOBAL EQUIT FU	0	1.548.066	1.548.066
DE* BP2S SYDNEY/ENHANCED INDEX INTERNATIONAL SHARE FUND	0	199.628	199.628
DE* BPSS SYDNEY/WHOLESALE UNIT TRUST GLOBAL SHARES FUND 1	0	2.572.802	2.572.802
DE* BRIDGE BUILDER INTERNATIONAL EQUITY FUND	0	51.391	51.391
DE* BRISTOL-MYERS SQUIBB COMPANY MASTER RETIREMENT TRUST	0	339.000	339.000
DE* BROOKFIELD GLOBAL INFRASTRUCTURE SECURIT	0	716.200	716.200
DE* BROOKFIELD GLOBAL LISTED INFRASTRUCTURE	0	731.900	731.900
DE* BROOKFIELD INVESTMENT FUNDS UCITS	0	188.200	188.200
DE* BROOKFIELD REAL ASSETS INCOME FUND INC	0	24.921	24.921
DE* BRUNEI SHELL RETIREMENT BENEFIT FUND	0	15.330	15.330
DE* BTBL AC GLOBAL OMNIBUS	0	14.884	14.884
DE* BUNTING INTERNATIONAL DEVELOPED EQUITY TE LLC	0	325.055	325.055
DE* BUREAU OF LABOR FUNDS - LABOR RETIREMENT FUND	0	1.091.311	1.091.311
DE* BUREAU OF LABOR FUNDS- LABOR PENSION FUND	0	1	1
DE* BUREAU OF LABOR FUNDS-LABOR INSURANCE FUND	0	25.495	25.495
DE* C9W CITW FD PARAMETRIC	0	1.863	1.863
DE* CADENCE GLOBAL EQUITY FUND LP	0	561.905	561.905
DE* CALCIUM QUANT	0	127.229	127.229
DE* CAMPBELL PENSION PLANS MASTER RETIREMENT TRUST	0	415.958	415.958
DE* CANADA PENSION PLAN INVESTMENT BOARD	0	11.056.010	11.056.010
DE* CANADA PENSION PLAN INVESTMENT BOARD	0	9.726	9.726
DE* CANDLES PROVIDENT PENSION FUND	0	24.181	24.181
DE* CANDRIAM GF	0	94.746	94.746
DE* CANOE 'GO CANADA ' FUND CORP	0	19.785	19.785
DE* CAPCO TRUST JERSEY LIMITED AS TRUSTEE OF	0	786.782	786.782
DE* CAPITAL GROUP ABSOLUTE INCOME GROWER COM	0	9.197.110	9.197.110
DE* CAPITAL GROUP EMPLOYEE BENEFIT INV.TRUST	0	495.761	495.761
DE* CAPITAL GROUP GLOBAL EQUITY COMMON TR (US)	0		

523

ENEL S.p.A.

Assemblea Ordinaria del 24 maggio 2018


24 maggio 2018 21.50.28

LISTA ESITO DELLE VOTAZIONE
Oggetto: Relazione sulla remunerazione

FAVOREVOLI

Badge	Regione Sociale	Proprio	Delega	Totale
DE*	CAPITAL GROUP GLOBAL EQUITY FUND	0	331.360	331.360
DE*	CAPITAL GUARDIAN INTERNATIONAL (NON US) EQUITY FUND FOR TAX EXEMPT TRUSTS	0	2.070.224	2.070.224
DE*	CAPITAL INCOME BUILDER INC	0	37.493.233	37.493.233
DE*	CAPITAL INTERNATIONAL FUND	0	3.796.232	3.796.232
DE*	CAPITAL WORLD GROWTH & INCOME FUND INC	0	37.469.273	37.469.273
DE*	CARAC CHATEAU	0	53.160	53.160
DE*	CARBP DIVERSIFIE	0	428.376	428.376
DE*	CARDIF ASSURANCE RISQUES DIVERS	0	262.220	262.220
DE*	CARDIF ASSURANCE VIE	0	10.879.381	10.879.381
DE*	CARDIF LUX VIE	0	575.100	575.100
DE*	CARNELIAN INVESTMENT MANAGEMENT LLC	0	187.992	187.992
DE*	CARP - INDO	0	647.477	647.477
DE*	CARROLL AVENUE PARTNERS LLC	0	5.208	5.208
DE*	CATASTROPHE REINSURANCE COMPANY	0	344.830	344.830
DE*	CATERPILLAR INC MASTER RETIREMENT TRUST	0	1.461.966	1.461.966
DE*	CATERPILLAR INC. GROUP INSURANCE PLAN TRUST	0	21.767	21.767
DE*	CATERPILLAR INC. GROUP INSURANCE PLAN TRUST	0	80.103	80.103
DE*	CATERPILLAR INVESTMENT TRUST	0	783.974	783.974
DE*	CENTERSQUARE INVESTMENT MANAGEMENT LLC	0	2.320	2.320
DE*	CENTRAL FINANCE BOARD METHODIST CHURCH	0	53.400	53.400
DE*	CENTRAL STATES SOUTHEAST AND SOUTHWEST AREAS PENSION FUND	0	312.121	312.121
DE*	CENTRE GLOBAL INFRASTRUCTURE FUND	0	4.700	4.700
DE*	CENTURYLINK, INC. DEFINED BENEFIT MASTER TRUST	0	192.505	192.505
DE*	CENTURYLINK, INC. DEFINED CONTRIBUTION PLAN MASTER TRUST	0	264.768	264.768
DE*	CEP DEP IP EURO EX UK ENH IND FD	0	12.626	12.626
DE*	CEP DEP IP EUROPEAN EQTY INCOME	0	3.924.767	3.924.767
DE*	CEP DEP IP EUROPEAN HIGH INCOME	0	104.798	104.798
DE*	CEP DEP IP GLOBAL EX UK ENHAN IND	0	20.126	20.126
DE*	CERVURITE INTERNATIONAL, LLC	0	199.601	199.601
DE*	CF INTERNATIONAL STOCK INDEX FUND ONE	0	471.652	471.652
DE*	CGMPV, LLC	0	118.000	118.000
DE*	CHCP GLOBAL SECURITIES LP	0	14.513	14.513
DE*	CHESS INTERNATIONAL PROPERTIES, LTD.	0	2.041	2.041
DE*	CHEVRON MASTER PENSION TRUST	0	8.331	8.331
DE*	CHILDREN'S HEALTHCARE OF ATLANTA, INC.	0	334.025	334.025
DE*	CHINA LIFE INSURANCE COMPANY LIMITED	0	540.905	540.905
DE*	CHINATRUST COMMERCIAL BANK HSBC GLOBAL POWER AND RESOURCES	0	360.000	360.000
DE*	CIBC EUROPEAN INDEX FUND	0	197.580	197.580
DE*	CIBC INTERNATIONAL INDEX FUND	0	58.048	58.048
DE*	CIBC POOLED INTERNATIONAL EQUITY INDEX FUND	0	137.180	137.180
DE*	CIDEL ASSET MANAGEMENT INC	0	30.271	30.271
DE*	CIDEL BANK & TRUST INC AS TRUSTEE	0	2.627	2.627
DE*		0	17.857	17.857

524



ENEL S.p.A.

Assemblea Ordinaria del 24 maggio 2018

24 maggio 2018 21.50.28

LISTA ESITO DELLE VOTAZIONE

Oggetto: Relazione sulla remunerazione

FAVOREVOLI

Badge	Ragione Sociale	Proprio	Delega	Totale
DE*	CINDY SPRINGS, LLC	0	182.933	182.933
DE*	CITY OF FRESNO RETIREMENT SYSTEMS	0	301.293	301.293
DE*	CITY OF LOS ANGELES FIRE AND POLICE PENSION PLAN	0	430.835	430.835
DE*	CITY OF MEMPHIS RETIREMENT SYSTEM	0	72.963	72.963
DE*	CITY OF NEW YORK DEFERRED COMPENSATION PLAN	0	2.928.257	2.928.257
DE*	CITY OF TALLAHASSEE	0	100.270	100.270
DE*	CLEARWATER INTERNATIONAL FUND	0	81.915	81.915
DE*	CLEVELAND CLINIC HEALTH SYSTEM PENSION TRUST	0	25.815	25.815
DE*	CNP ACP ACTIONS LT	0	61.233	61.233
DE*	CNP ASSUR EDRAV ACTIONS EUROPE	0	1.265.200	1.265.200
DE*	CNP ASSUR VALEURS	0	1	1
DE*	CNP MONTARNASSE ACTIONS	0	1	1
DE*	COLLEGES OF APPLIED ARTS AND TECHNOLOGY PENSION P	0	968.430	968.430
DE*	COLLEGES OF APPLIED ARTS AND TECHNOLOGY PENSION P	0	1.091.336	1.091.336
DE*	COLONIAL FIRST STATE INVESTMENT FUND 50	0	301.747	301.747
DE*	COLONIAL FIRST STATE WHOLESALE INDEXED GLOBAL SHARE FUND	0	363.659	363.659
DE*	COMBUSTION ENGINEERING 524(G) ASBESTOS PI TRUST	0	23.232	23.232
DE*	COMMINGLED PEN TR FD INTL(RES.ENHAN.IND)	0	73.846	73.846
DE*	COMMINGLED PENSION TR FUN INT OPPORTUNIT	0	3.841.711	3.841.711
DE*	COMMINGLED PENSION TRUST FUND (GLOBAL SELECT EQUITY OF JPMORGAN CHASE BANK)	0	206.237	206.237
DE*	COMMINGLED PENSION TRUST FUND (INTREPID INTERNATIONAL) OF JPMORGAN CHASE BANK	0	4.144.432	4.144.432
DE*	COMMINGLED PENSION TRUST FUND GLOBAL FOC	0	1.530.603	1.530.603
DE*	COMMONWEALTH GLOBAL SHARE FUND 30	0	159.476	159.476
DE*	CONCORDE 96	0	178.885	178.885
DE*	CONGREGATION OF THE SISTERS OF CHARITY OF THE INCARNATE WORD	0	20.729	20.729
DE*	CONNECTICUT GENERAL LIFE INSURANCE COMPA	0	87.236	87.236
DE*	CORNERSTONE ADVISORS GLOBAL PUBLIC EQUITY FUND	0	170.822	170.822
DE*	COUNSEL DEFENSIVE GLOBAL EQUITY	0	96.174	96.174
DE*	COUNTY EMPLOYEES ANNUITY AND BENEFIT FUND OF COOK COUNTY	0	12.634	12.634
DE*	CPR EURO HIGH DIVIDEND	0	292.224	292.224
DE*	CPR EUROLAND	0	914.270	914.270
DE*	CPR GLOBAL EQUITY ALL REGIME	0	1.316.726	1.316.726
DE*	CSAA INSURANCE EXCHANGE	0	2.136.096	2.136.096
DE*	CTJ RE STANLIB GLOBAL EQUITY FD AB	0	117.209	117.209
DE*	CULTURAL INSTITUTIONS PENSION PLAN TRUST	0	342.414	342.414
DE*	CY5F MONDRIAN INV PRT LTD	0	113.680	113.680
DE*	CYMI EQUITY LP	0	106.673	106.673
DE*	D. E. SHAW ASYMPOTE INTERNATIONAL, LTD	0	601.955	601.955
DE*	D.E SHAW COUNTRY GLOBAL ALPHA EXTENSION PORTFOLIOS LLC	0	51.605	51.605
DE*	DAN BROIDA RESIDUARY TRUST	0	3	3
DE*	DB LAZARD GLB MNGD	0	41.727	41.727
DE*		0	12.675	12.675
DE*		0	151.487	151.487

Azionisti: 2.234 Teste: 11
Azionisti in proprio: 4 Azionisti in delega: 2.230

525

LISTA ESITO DELLE VOIAZIONE
 Oggetto: Relazione sulla remunerazione

FAVOREVOLI

Badge	Ragione Sociale	Proprio	Delega	Totale
DE*	DBX FTSE DEV EX US COMP FACTOR	0	11.404	11.404
DE*	DE SHAW VALUE ALL COUNTRY ALPHA EXTENSION FUND	0	580.557	580.557
DE*	DEBORAH LOEB BRICE	0	6.057	6.057
DE*	DELFINCO, LP	0	47.720	47.720
DE*	DEP QF SSGA NONUS EQUITY B1	0	27.667	27.667
DE*	DEP QF SSGA NONUS EQUITY B2	0	31.402	31.402
DE*	DEP QF SSGA NONUS EQUITY H1	0	27.325	27.325
DE*	DEP QF SSGA NONUS EQUITY R2	0	28.083	28.083
DE*	DEUTSCHE XTRK MSCI EMU HDG EQ ETF	0	58.692	58.692
DE*	DEUTSCHE XTRK MSCI ETH EUR HDG ETF	0	3.552	3.552
DE*	DEUTSCHE XTRK MSCI ALL WORLD HDG	0	45.137	45.137
DE*	DEUTSCHE XTRK MSCI EAFE CCIHDC	0	3.217.091	3.217.091
DE*	DEUTSCHE XTRK MSCI EURO CCIHDC	0	1.331.761	1.331.761
DE*	DEVELOPED INTERNATIONAL EQUITY SELECT ETF	0	1.506	1.506
DE*	DFI LP EQUITY (PASSIVE)	0	11.494	11.494
DE*	DIOCESE OF VENICE PENSION PLAN AND TRUST	0	12.643	12.643
DE*	DL INTERNATIONAL RESEARCH OPEN MOTHER FD	0	971.189	971.189
DE*	DNCA INVEST	0	19.645.000	19.645.000
DE*	DOCF DOCF MONDRAIN	0	231.654	231.654
DE*	DOFASCO EMPLOYEES SAV & PRO SHARING FUND	0	63.597	63.597
DE*	DOMINION RESOURCES INC. MASTER TRUST	0	296.745	296.745
DE*	DOUBLE DIGIT CAGR LLC	0	2.585	2.585
DE*	DOW RETIREMENT GROUP TRUST	0	1.795.502	1.795.502
DE*	DREYFUS INDEX FUNDS INC DREYFUS INTERNATIONAL STOCK INDEX FUND	0	327.722	327.722
DE*	DREYFUS INTERNATIONAL EQUITY FUND	0	2.291.716	2.291.716
DE*	DREYFUS VARIABLE INTERNATIONAL VAL	0	168.390	168.390
DE*	DRMA LTD	0	443.591	443.591
DE*	DT INTERNATIONAL STOCK INDEX FUND	0	598.216	598.216
DE*	DUFF AND PHELPS GLOBAL UTILITY INCOME FUND INC	0	3.530.000	3.530.000
DE*	DUGUAY ACTIONS EUROPE	0	258.769	258.769
DE*	DUKE ENERGY QUALIFIED NUCLEAR DECOMMISSIONING	0	107.515	107.515
DE*	DVHF DIV RSK HI DIV US EQ	0	2.079	2.079
DE*	DYNAMIC EQUITY GLOBAL EQUITY MANAGERS PORTFOLIOS SERIES	0	173.475	173.475
DE*	DYNASTY INVEST, LTD	0	16.256	16.256
DE*	EATON VANCE (AUSTRALIA) HEXAVEST ALL-COUNTRY GL EQUITY FUND	0	4.718	4.718
DE*	ECBSEG	0	324.916	324.916
DE*	EDMOND DE ROTHSCHILD ASSET MANAGEM.	0	1.725.930	1.725.930
DE*	EGEPARGNE 2	0	152.782	152.782
DE*	EGEPARGNE ACTIONS ISR-ACTIONS INTER	0	100.000	100.000
DE*	EII REAL ESTATE SECURITIES ADVISORS LTD EII PROPERTY FUNDS	0	12.415	12.415
DE*	EL FINANCIAL CORPORATION LIMITED	0	236.516	236.516
DE*	EMERSON ELECTRIC CO. RETIREMENT MASTER TRUST	0	464.050	464.050
DE*	EMERSON GLAZER TRUST OF 1989	0	7.625	7.625

Assemblea Ordinaria del 24 maggio 2018

LISTA ESITO DELLE VOTAZIONE
 Oggetto: Relazione sulla remunerazione

FAVOREVOLI

Badge	Ragione Sociale	Proprio	Delega	Totale
DE*	EMPLOYERS RETIREMENT FUND OF THE CITY OF DALLAS	0	53.891	53.891
DE*	ENERGY INSURANCE MUTUAL LIMITED	0	39.882	39.882
DE*	ENHANCED INDEX INTERNATIONAL SHARE FUND	0	898.800	898.800
DE*	EPARGNE PRUDENCE THALES	0	69.197	69.197
DE*	EQ ADV TRUST EQ/INT. EQ. INDEX PORTFOLIO	0	1.930.781	1.930.781
DE*	EQ ADVISORS TRUST - 1290 VT SMARTBETA EQ	0	7.000	7.000
DE*	EQ ADVISORS TRUST - ATM INTERNATIONAL NA	0	799.606	799.606
DE*	EQ ADVISORS TRUST - AXA INTERNATIONAL CORE MANAGED VOLATILITY PORTFOLIO	0	466.401	466.401
DE*	EQ ADVISORS TRUST - AXA INTERNATIONAL CORE MANAGED VOLATILITY PORTFOLIO	0	675.971	675.971
DE*	EQ ADVISORS TRUST - AXA INTERNATIONAL VALUE MANAGED VOLATILITY PORTFOLIO	0	362.161	362.161
DE*	EQ ADVISORS TRUST-AXA GLOBAL EQ MANAGED	0	1.091.211	1.091.211
DE*	EQ ADVISORS TRUST-AXA INTL.MANAGED VOLAT	0	88.758	88.758
DE*	EQ.ADVISORS TR-AXA/AB DYNAMIC GROWTH	0	376.664	376.664
DE*	EQ.ADVISORS TRUST-AXA/AB DYNAMIC GROWTH	0	25.460	25.460
DE*	ERIK J. GLAZER 1985 TRUST	0	20.770	20.770
DE*	ESMOND HARMSWORTH 1998 FAMILY SETTLEMENT	0	11.711	11.711
DE*	EURIZION MULTIASSET TREND DICEMBRE 2022	0	245.864	245.864
DE*	EURIZION TOP SELECTION MAGGIO 2023	0	261.318	261.318
DE*	EURIZION TOP SELECTION MARZO 2023	0	130.759	130.759
DE*	EURIZION AZIONI AREA EURO	0	3.797.620	3.797.620
DE*	EURIZION AZIONI ITALIA	0	252.535	252.535
DE*	EURIZION PIR ITALIA AZIONI	0	2.515.993	2.515.993
DE*	EURIZION PROGETTO ITALIA 40	0	2.308.954	2.308.954
DE*	EURIZION PROGETTO ITALIA 70	0	89.928	89.928
DE*	EURIZION RENDITA	0	588.214	588.214
DE*	EURIZION TOP SELECTION DICEMBRE 2022	0	92.397	92.397
DE*	EURIZION TOP SELECTION GENNAIO 2023	0	78.250.000	78.250.000
DE*	EUROPACIFIC GROWTH FUND	0	300.000	300.000
DE*	EUROPEAN DIVIDEND GROWTH FUND	0	4.991	4.991
DE*	EV CORP ABSOLUTE DIV INC	0	78.377	78.377
DE*	EVA VALLEY MAI LLC	0	18.379	18.379
DE*	EVIAN A EQUILLIBRE	0	5.511	5.511
DE*	EXELON CORPORATION NUCLEAR DECOMMISSION TRUST - NON TAX QUAL	0	50.215	50.215
DE*	EXELON FITZPATRICK NONQUALIFIED FUND	0	4.759	4.759
DE*	EXELON FITZPATRICK QUALIFIED FUND	0	3.632	3.632
DE*	EXELON PEACH BOTTOM UNIT 1 QUALIFIED FUND	0	12.570	12.570
DE*	F AND K LORIG TR DTD 12-17-88 CG N ON	0	6.505	6.505
DE*	F.M.KIRBY TRUST DATED 1/3/75 FBO FRED M. KIRBY III	0	782.590	782.590
DE*	FARMERS GROUP INC 401 K SAVINGS PLAN	0	471.710	471.710
DE*	FARMERS GROUP INC EMPLOYEES PENSION PLAN TRUST	0	396.009	396.009
DE*	FC CARPIMKO	0	11.440	11.440
DE*	FCM INTERNATIONAL LLC	0	818.000	818.000
DE*	FCP A.A. - GROUPAMA - ISR	0	214.716	214.716
DE*	FCP ABP PERP	0		


528



LISTA ESITO DELLE VOTAZIONE
Oggetto: Relazione sulla remunerazione

FAVOREVOLI

Badge	Ragione Sociale	Proprio	Delega	Totale
DE*	FCP ALM ACT ZONE EUR ISR	0	2.700.000	2.700.000
DE*	FCP ALM ACTIONS EURO	0	3.985.000	3.985.000
DE*	FCP AMUNDI ACTIONS EUROPE ISR	0	181.836	181.836
DE*	FCP AMUNDI ACTIONS FRANCE ISR	0	91	91
DE*	FCP AMUNDI EUROPE MONDE	0	57.704	57.704
DE*	FCP AMUNDI HORIZON	0	665.512	665.512
DE*	FCP AMUNDI PULSATIONS	0	1.040.835	1.040.835
DE*	FCP AMUNDI RENDEMENT PLUS	0	174.253	174.253
DE*	FCP AMUNDI CROISSANCE LARGE CAP EURO	0	240.282	240.282
DE*	FCP ASTORG CROISSANCE LARGE CAP EURO	0	181.335	181.335
DE*	FCP ASTORG FLEXIBLE ALLOCATION	0	13.718	13.718
DE*	FCP BERRING	0	79.964	79.964
DE*	FCP BERRI ACTIONS	0	2.066.000	2.066.000
DE*	FCP BEST BUSINESS MODELS	0	200.000	200.000
DE*	FCP BFT EUROPE DIVIDENDES	0	182.885	182.885
DE*	FCP BOURBON 4	0	313.314	313.314
DE*	FCP CAVEC GROUPAMA DIVERSIFIE	0	400.000	400.000
DE*	FCP CNP ASSUR EUROPE NEUFLIZE OBC	0	16.256	16.256
DE*	FCP CNP GGR	0	233.044	233.044
DE*	FCP CPR ACTIVE EUROPE	0	79.477	79.477
DE*	FCP CPR CONSOMMATEUR ACTIONNAIRE	0	753.062	753.062
DE*	FCP CPR EUROLAND PREMIUM	0	22.386	22.386
DE*	FCP CPR PROGRES DURABLE EUROPE	0	471.562	471.562
DE*	FCP CRN SOGE ACTIONS	0	551.769	551.769
DE*	FCP DORVAL CONVICTIONS	0	114.413	114.413
DE*	FCP DORVAL CONVICTIONS PEA	0	1.049.665	1.049.665
DE*	FCP ECUREUIL PROFIL 75	0	2.653.486	2.653.486
DE*	FCP ECUREUIL PROFIL 90	0	362.490	362.490
DE*	FCP EDMOND DE ROTHSCHILD EURO SRI	0	30.000	30.000
DE*	FCP ENERGIES RENOUVELABLES	0	505.000	505.000
DE*	FCP ERISA DIVERSIFIE 2	0	146.460	146.460
DE*	FCP FDNC ACTIONS EUROPE	0	213.661	213.661
DE*	FCP FDRN AMUNDI	0	775.784	775.784
DE*	FCP FEDERAL CROISSANCE	0	513.100	513.100
DE*	FCP FEDERAL OPTIMAL	0	200.000	200.000
DE*	FCP FONDATION EUROPE	0	123.224	123.224
DE*	FCP GAN EUROSTRATEGIE	0	102.637	102.637
DE*	FCP GAN FRANCE SELECT	0	123.541	123.541
DE*	FCP GR. NORD EST ACTIONS	0	146.208	146.208
DE*	FCP GROUPAMA CR ACTIONS EUROS	0	292.712	292.712
DE*	FCP GROUPAMA CR GENOVA 1	0	108.752	108.752
DE*	FCP GROUPAMA FCRI	0	32.174	32.174
DE*	FCP GROUPAMA GRAND EST	0	2.046.000	2.046.000
DE*	FCP HSBC ACTIONS EUROPE	0	0	0

Azionisti:  2.234
 Azionisti in proprio: 4

Teste: 11
 Azionisti in delega: 2.230


58

LISTA ESITO DELLE VOTAZIONE
 Oggetto: Relazione sulla remunerazione

FAVOREVOLI

Badge	Ragione Sociale	Proprio	Delega	Totale
DE*	FCP HSBC ACTIONS MONDE	0	167.468	167.468
DE*	FCP HSBC DYNAMFLEXIBLE	0	422.047	422.047
DE*	FCP ICARE	0	16	16
DE*	FCP IRCOM RETRAITE DIVERSIFIE	0	230.974	230.974
DE*	FCP MICHELET UK TUNNEL	0	107.057	107.057
DE*	FCP NATEXIS PERFORMANCE 9	0	149.951	149.951
DE*	FCP NATIXIS IONIS	0	63.738	63.738
DE*	FCP PARIS VAL DE LOIRE ACTIONS EURO	0	108.957	108.957
DE*	FCP PORT ROYAL EQUILIBRE	0	228.485	228.485
DE*	FCP PORTFOLIO LCR ACTIONS	0	71.095	71.095
DE*	FCP RL PREVOYANCE	0	254.706	254.706
DE*	FCP RSI EURO P	0	1.454.277	1.454.277
DE*	FCP RSRC DIVERSIFIE	0	890.541	890.541
DE*	FCP SAINT MARTIN N1	0	484.373	484.373
DE*	FCP TA-ITA OBBLIGAZIONI	0	144.048	144.048
DE*	FCP TERRE D'AVENIR EQUILIBRE	0	13	13
DE*	FCP VILLIERS DIAPASON	0	108.500	108.500
DE*	FCP WALLON	0	255.666	255.666
DE*	FCPE AMUNDI LABEL DYNAMIQUE	0	79.754	79.754
DE*	FCPE AMUNDI LABEL EQUILIBRE	0	85.806	85.806
DE*	FCPE AMUNDI LABEL PRUDENCE	0	58.124	58.124
DE*	FCPE AMUNDI RESA ACTIONS EURO	0	292	292
DE*	FCPE AMUNDI RESA ESG ACTIONS EURO	0	856.568	856.568
DE*	FCPE AMUNDI RESA F	0	99.710	99.710
DE*	FCPE NAFIXIS ES ACTIONS EURO	0	1	1
DE*	FCPE SAFRAN DYNAMIQUE	0	126.541	126.541
DE*	FCPE TECHNIP DYNAMIQUE	0	37.855	37.855
DE*	FCPE TECHNIP EQUILIBRE	0	42.198	42.198
DE*	FDC AZ POCHE TITRES	0	312.303	312.303
DE*	FERNANDEZ FAMILY PARTICIPATION ACCOUNT	0	93.851	93.851
DE*	FGT FRK GLOBAL LSTD INFRASTRUCT FD	0	531.877	531.877
DE*	FIAM GROUP TR FOR EMPLOYEE BENEF PLA	0	5.200.318	5.200.318
DE*	FID SAL STR TRU: FID SAI INT VAL IND FUN	0	529.459	529.459
DE*	FIDLER PARTNERS LLC	0	6.907	6.907
DE*	FIDELITY CENTRAL INVESTMENT PORTFOLIOS L	0	2.030.897	2.030.897
DE*	FIDELITY FUNDS SICAV	0	670.037	670.037
DE*	FIDELITY INSTITUTIONAL SELECT GLOBAL EQU	0	193.323	193.323
DE*	FIDELITY INV. FIDELITY INDEX EUROPE EX U	0	403.919	403.919
DE*	FIDELITY INV. FUNDS-FIDELITY INDEX WORLD	0	213.985	213.985
DE*	FIDELITY SAL ST FIDELITY GLOBAL EX US IN	0	1.594.614	1.594.614
DE*	FIDELITY SALEM STREET TRUST FIDELITY SAI	0	4.317.112	4.317.112
DE*	FIDELITY SALEM STREET TRUST FIDELITY SERIES GLOBAL EX U.S. INDEX FUND	0	2.083.981	2.083.981
DE*	FIDELITY SALEM STREET TRUST FIDELITY FLEX INTERN INDEX FUND	0	73.285	73.285

52P



ENEL S.p.A.

24 maggio 2018 21.50.28


Assemblea Ordinaria del 24 maggio 2018

LISTA ESITO DELLE VOTAZIONE
Oggetto: Relazione sulla remunerazione

FAVOREVOLI

Badge	Ragione Sociale	Proprrio	Delega	Totale
DE*	FIDELITY SALEM STREET TRUST: SPARTAN TOTAL INTERNATIONAL INDEX FUND	0	332.517	332.517
DE*	FIDELITY UCITS II ICAV	0	6.561	6.561
DE*	FIRE AND POLICE PENSION ASSOCIATION OF COLORADO	0	146.168	146.168
DE*	FIRST STATE SUPERANNUATION SCHEME	0	1.980.214	1.980.214
DE*	FIRST TRUST DYNAMIC EUROPE EQUITY INCOME	0	1.123.049	1.123.049
DE*	FIRST TRUST EUROZONE ALPHADEX ETF	0	28.129	28.129
DE*	FIRST TRUST RIVERFRONT DYN DEV INT ETF	0	606.660	606.660
DE*	FIRST TRUST RIVERFRONT DYNAMIC EUROPE ET	0	243.095	243.095
DE*	FLEURI HOLDINGS LLC	0	8.080	8.080
DE*	FLEXSHARES INTERNATIONAL QUALITY DIVIDEND DEFENSIVE INDEX FUND	0	85.157	85.157
DE*	FLEXSHARES MORNINGSTAR DEVELOPED MARKETS	0	403.137	403.137
DE*	FLEXSHARES STOXX GLOBAL BROAD INFRASTRUC	0	3.500.178	3.500.178
DE*	FLEXSHARES STOXX GLOBAL ESG IMPACT INDEX	0	10.122	10.122
DE*	FLF BALANCED LIFE FUND	0	45.933	45.933
DE*	FLF BALANCED PENSION FUND	0	504.968	504.968
DE*	FLF CAUTIOUS PENSION FUND	0	7.200	7.200
DE*	FLF GLOBAL EQUITY FUND	0	1.228.921	1.228.921
DE*	FLF STRATEGIC GLOBAL EQUITY FUND	0	603.515	603.515
DE*	FLORIDA COLLEGE SAVINGS PROGRAM	0	112.094	112.094
DE*	FLORIDA PREPAID COLLEGE PROGRAM	0	676.456	676.456
DE*	FLOREISSIME EQUILIBRE RO	0	29.701	29.701
DE*	FLOURISH INVESTMENT CORPORATION	0	7.807.973	7.807.973
DE*	FM KIRBY DTD TRUST 1/3/75 FBO JEFFERSON W KIRBY	0	6.506	6.506
DE*	FM KIRBY TRUST DTD 1/3/75 FBO S DILLARD KIRBY	0	8.853	8.853
DE*	FOLGER LEVIN LLP PROFIT SHARING PLAN AND TRUST	0	5.235	5.235
DE*	FONDACO SIF	0	202.100	202.100
DE*	FONDAZIONE ROMA SIF	0	403.654	403.654
DE*	FONDS DE SOLIDARITE DES TRAV.QUEBEC FTQ	0	203.042	203.042
DE*	FONDS RESERVE RETRAITES	0	232.856	232.856
DE*	FOOD & AGRICULTURE ORGANISATION OF THE UNITED NATIONS.	0	294.000	294.000
DE*	FORD MOTOR COMPANY DEFINED BENEFIT MASTER TRUST	0	54.451	54.451
DE*	FORD MOTOR COMPANY OF CANADA, LIMITED PENSION TRUST	0	44.768	44.768
DE*	FOURTH AVENUE INVESTMENT COMPANY.	0	153.763	153.763
DE*	FPCF ALLIANZ BEST STYLES	0	17.241	17.241
DE*	FPCF SSGA EDHEC	0	515.831	515.831
DE*	FRANCISCAN ALLIANCE, INC.	0	12.546	12.546
DE*	FRANKLIN ADVISERS, INC.	0	1.665.373	1.665.373
DE*	FRANKLIN MUTUAL EUROPEAN FUND	0	1.945.688	1.945.688
DE*	FRANKLIN MUTUAL GLOBAL DISCOVERY FUND	0	2.070	2.070
DE*	FRANKLIN TARGET RETURN FUND	0	13.304.718	13.304.718
DE*	FRANKLIN TEMPLETON INVESTMENT FUNDS	0	10.060	10.060
DE*	FRANKLIN S. UPTON FOUNDATION CAPITAL GU	0	225.185	225.185
DE*	FREDDERICK S. UPTON FOUNDATION CAPITAL GU	0		
DE*	FRESNO COUNTY EMPLOYEES' RETIREMENT ASSOCIATION	0		





ENEL S.p.A.

Assemblea Ordinaria del 24 maggio 2018

24 maggio 2018 21.50.28

LISTA ESITO DELLE VOTAZIONE
Oggetto: Relazione sulla remunerazione

FAVOREVOLI

Badge	Ragione Sociale	Proprio	Delega	Totale
DE*	FRIENDS LIFE AND PENSIONS LIMITED	0	1.058.175	1.058.175
DE*	FRIENDS LIFE FUNDS LIMITED	0	1.151.290	1.151.290
DE*	FRK MUT EURO FD	0	14.345.900	14.345.900
DE*	FRK MUT GBL DISC FD	0	57.664.238	57.664.238
DE*	FRK MUT INTL FD	0	931.370	931.370
DE*	FRK MUT INTL FD	0	1.959	1.959
DE*	FRONTIERS INTERNATIONAL EQUITY POOL	0	53.837	53.837
DE*	FRONTIERS INTERNATIONAL EQUITY POOL	0	8.870	8.870
DE*	FS OVERLAY C - PARAMETRIC	0	296.197	296.197
DE*	FT ISE GLOBAL WIND ENERGY INDEX FND	0	50.969	50.969
DE*	FT NASDAQ SMART GRID INDEX FUND	0	502.705	502.705
DE*	FTSE ALL WORLD INDEX FUND	0	1.518.253	1.518.253
DE*	FTVPT MUTUAL GLOBAL DISCOVERY SECURITIES FUND	0	185.015	185.015
DE*	FUNDACAO CALOUSTE GULBENKIAN	0	1.172.054	1.172.054
DE*	FUNDO DE PENSEOES	0	3.103.308	3.103.308
DE*	FUTURE FUND BOARD OF GUARDIANS FOR AND OBO THE MED RES FUT FD	0	14.790	14.790
DE*	GAMMA EMIRATES INVESTMENT L.L.C. EM	0	441.844	441.844
DE*	GANNETT RETIREMENT PLAN MASTER TRUST	0	313.330	313.330
DE*	GARRISON PROPERTY AND CASUALTY INSURANCE COMPANY	0	3.734.753	3.734.753
DE*	GCA ENHANCED MASTER FUND, LTD.	0	27.775	27.775
DE*	GENERAL MOTORS PENSIONFONDS OFF	0	1.199.773	1.199.773
DE*	GIM SPECIALIST INVESTMENT FUNDS	0	284.580	284.580
DE*	GIM TOKYO FD	0	63.857	63.857
DE*	GIVI GLOBAL EQUITY FUND CLT AC	0	467.872	467.872
DE*	GLG EUROPEAN LONG-SHORT FUND LTD	0	2.120.761	2.120.761
DE*	GLG INVESTMENTS UMBRELLA QIF PLC SUB FUND ELS QIF MASTER	0	87.339	87.339
DE*	GLG MULTI-STRATEGY FUND	0	19.282	19.282
DE*	GLOBAL ATLANTIC BLACKROCK DISCIPLINED INTERNATIONAL CORE PORTFOLIO	0	168.321	168.321
DE*	GLOBAL BOND FUND	0	28.059	28.059
DE*	GLOBAL EQUITY FUND A SERIES OF AON HEWITTINSTITUTIONAL FUNDS LLC	0	5.196.871	5.196.871
DE*	GLOBAL INFRASTR DIV FOCUS EQUITY FUND	0	192.361	192.361
DE*	GLOBAL INFRASTRUCTURE EQUITY FUND LONDON CAPITAL	0	395.211	395.211
DE*	GLOBERSEL	0	487.312	487.312
DE*	GMO BENCHMARK-FREE FUND	0	53.300	53.300
DE*	GMO STRATEGIC OPPORTUNITIES ALLOCATION FUND	0	55.440	55.440
DE*	GOLD FAMILY INVESTMENTS LLC	0	11.801	11.801
DE*	GOLD SACHS TRU-G.S.INTL.TAX MANAG EQ FUN	0	938.435	938.435
DE*	GOLDMAN SACHS INTERNATIONAL EQUITY INSIGHTS FUND	0	66.300	66.300
DE*	GOLDMAN SACHS TRUST - GOLDMAN SACHS DYNAMIC ALLOCATION FUND	0	261.504	261.504
DE*	GOLDMAN SACHS TRUST - GOLDMAN SACHS INTER	0	162.809	162.809
DE*	GOVERNMENT EMPLOYEES SUPERANNUATION BOARD	0	530.429	530.429
DE*	GOVERNMENT INSTITUTIONS PENSION FUND	0	1.223.028	1.223.028
DE*	GOVERNMENT SUPERANNUATION FUND	0	98.550	98.550
DE*	GQG PARTNERS GLOBAL EQUITY FUND	0		

Pagina 14

Azionisti: 2.234 Teste: 11
Azionisti in proprio: 4 Azionisti in delega: 2.230

538

ENEL S.p.A.

24 maggio 2018 21.50.28

Assemblea Ordinaria del 24 maggio 2018

LISTA ESITO DELLE VOTAZIONE
Oggetto: Relazione sulla remunerazione

FAVOREVOLI

Badge	Ragione Sociale	Proprio	Delega	Totale
DE*	GQG PARTNERS GLOBAL EQUITY FUND - GQG PARTNERS SERIES LLC	0	1.046.901	1.046.901
DE*	GQG PARTNERS INTERNATIONAL EQUITY FUND-GQG PARTNERS SERIES LLC	0	1.461.893	1.461.893
DE*	GRD20	0	45.920	45.920
DE*	GREAT EUROPEAN MODELS	0	706.400	706.400
DE*	GREAT WEST INTERNATIONAL INDEX FUND	0	513.635	513.635
DE*	GREATLINK SUPREME INTECH	0	44.320	44.320
DE*	GROUPAMA ASSET MANAGEMENT	0	1.250.725	1.250.725
DE*	GROUPAMA GAN VIE	0	632.260	632.260
DE*	GS ACTIVE BETA INTL EQUITY ETF	0	233.514	233.514
DE*	GS ACTIVEBETA EUROPE ETF	0	36.834	36.834
DE*	GS TACS MARKET CONTINUOUS INTERNATIONAL	0	1	1
DE*	GUARDIAN INTERNATIONAL EQUITY FUND	0	139.700	139.700
DE*	GUIDE STONE FUNDS INTERNATIONAL EQUITY INDEX FUNDS	0	105.552	105.552
DE*	GUIDESTONE FUNDS INTERNATIONAL EQUITY FUND	0	2.699.840	2.699.840
DE*	H.E.S.T. AUSTRALIA LIMITED	0	2.674.607	2.674.607
DE*	HAGFORS LIMITED	0	61.743	61.743
DE*	HALIFAX REGIONAL MUNICIPALITY MASTER TRUST	0	122.194	122.194
DE*	HAMPSHIRE COUNTY COUNCIL PENSION FUND	0	299.039	299.039
DE*	HANDELSBANKENS EUROFOND INDEX	0	954.100	954.100
DE*	HANG SENG INSURANCE COMPANY LIMITED	0	518.193	518.193
DE*	HARMO PLACEMENT 2	0	279.024	279.024
DE*	HASLAM FAMILY INVESTMENT PARTNERSHIP	0	2.276	2.276
DE*	HENDERSON INTERNATIONAL INCOME TRUST PLC	0	963.546	963.546
DE*	HENXVEST EUROPE FUND	0	458.173	458.173
DE*	HONG KONG SAR GOVERNMENT EXCHANGE FUND	0	8.923.801	8.923.801
DE*	HP INC. MASTER TRUST	0	1	1
DE*	HRCD RPMT HAP RHUMBLINE EAFE	0	4.936	4.936
DE*	HRW TESTAMENTARY TRUST NO 1	0	74.837	74.837
DE*	HRW TESTAMENTARY TRUST NO 2	0	32.139	32.139
DE*	HRW TESTAMENTARY TRUST NO 3	0	48.759	48.759
DE*	HRW TESTAMENTARY TRUST NO 4	0	32.492	32.492
DE*	HRW TESTAMENTARY TRUST NO 5	0	32.649	32.649
DE*	HRW TESTAMENTARY TRUST NO 6	0	59.756	59.756
DE*	HRW TESTAMENTARY TRUST NO. 10	0	57.366	57.366
DE*	HRW TESTAMENTARY TRUST NO. 11	0	71.064	71.064
DE*	HRW TESTAMENTARY TRUST NO. 12	0	65.493	65.493
DE*	HRW TESTAMENTARY TRUST NO. 7	0	87.625	87.625
DE*	HRW TESTAMENTARY TRUST NO. 8	0	46.256	46.256
DE*	HRW TESTAMENTARY TRUST NO. 9	0	46.017	46.017
DE*	HRW TRUST NO 1 UAD 01/17/03	0	42.407	42.407
DE*	HRW TRUST NO 2 UAD 01/17/03	0	46.269	46.269
DE*	HRW TRUST NO 3 UAD 01/17/03	0	39.490	39.490
DE*	HRW TRUST NO 4 UAD 01/17/03	0	33.778	33.778

532

LISTA ESITO DELLE VOTAZIONE
 Oggetto: Relazione sulla remunerazione

FAVOREVOLI

Badge	Ragione Sociale	Proprio	Delega	Totale
DE*	HSBC - NORTH AMERICA (U.S.) PENSION TRUST	0	391.553	391.553
DE*	HSBC BALANCED FUND	0	148.192	148.192
DE*	HSBC ETFs PLC	0	333.946	333.946
DE*	HSBC ETFs PLC 1 28 NORTH WALL QUAY	0	434.023	434.023
DE*	HSBC ETFs PLC 25/26 NORTH WALL QUAY	0	152.666	152.666
DE*	HSBC EUROPEAN FUND	0	134.611	134.611
DE*	HSBC EUROPEAN GROWTH FUND	0	846.172	846.172
DE*	HSBC EUROPEAN INDEX FUND	0	1.843.756	1.843.756
DE*	HSBC GLOBAL ASSET MANAGEMENT FCP (FRANCE)	0	750.000	750.000
DE*	HSBC GLOBAL EQUITY FUND	0	249.101	249.101
DE*	HSBC GLOBAL INVESTMENT FUNDS EUROPEAN EQ	0	526.525	526.525
DE*	HSBC GLOBAL INVESTMENT FUNDS EUROPEAN EQ	0	330.074	330.074
DE*	HSBC GLOBAL RESOURCES ENERGY MOTHER FUND	0	192.170	192.170
DE*	HSBC GROUP HONG KONG LOCAL STAFF RETIREMENT BENEFIT SCHEME	0	35.253	35.253
DE*	HSBC GUARANTEED FUND	0	24.662	24.662
DE*	HSBC INTERNATIONAL EQUITY POOLED FUND	0	507.073	507.073
DE*	HSBC LIFE (INTERNATIONAL) LIMITED	0	325.820	325.820
DE*	HSBC MANAGED BALANCED FUND	0	20.136	20.136
DE*	HSBC MANAGED GROWTH FUND	0	35.810	35.810
DE*	HSBC MANAGED STABLE FUND	0	2.347	2.347
DE*	HSBC MANAGED STABLE GROWTH FUND	0	3.346	3.346
DE*	HSBC POOLED INVESTMENT FUND, HSBC POOLED EUROPEAN EQUITY FUND	0	6.785.731	6.785.731
DE*	HSBC UCITS COMMON CONTRACTUAL FUND	0	22.090	22.090
DE*	HYMNOS	0	11.545	11.545
DE*	IBM DIVERSIFIED GLOBAL EQUITY FUND	0	458.803	458.803
DE*	IBM PERSONAL PENSION PLAN TRUST	0	271.201	271.201
DE*	ICBAM-SOLIDARITES	0	6.684	6.684
DE*	ILLINOIS MUNICIPAL RETIREMENT FUND	0	9.306	9.306
DE*	IMPERIAL INTERNATIONAL EQUITY POOL	0	3.548.473	3.548.473
DE*	IMPERIAL INTERNATIONAL EQUITY POOL	0	107.170	107.170
DE*	IMPERIAL INTERNATIONAL EQUITY POOL	0	224.824	224.824
DE*	IMPERIAL INTERNATIONAL EQUITY POOL	0	2.322.900	2.322.900
DE*	IMPERIAL OVERSEAS EQUITY POOL	0	130.436	130.436
DE*	IMPERIAL TORACCO PENSION INVESTMENT TRUST FUND	0	173.929	173.929
DE*	INDIANA PUBLIC RETIREMENT SYSTEM	0	51.302	51.302
DE*	INDOSUEZ EUROPE PATRIMOINE	0	870.190	870.190
DE*	INDOSUEZ EUROPE PATRIMOINE	0	392.020	392.020
DE*	INDOSUEZ EUROPE PATRIMOINE	0	850.360	850.360
DE*	ING DIRECT	0	434.980	434.980
DE*	ING GLOBAL EQUITY FUND	0	633.090	633.090
DE*	ING PARAPIFONDS 1 N.V.	0	5.791.843	5.791.843
DE*	ING RENDEMENT EUROPE	0	2.744.137	2.744.137
DE*	ING RENDEMENT EUROPE	0	320.000	320.000

LISTA ESITO DELLE VOTAZIONE
 Oggetto: Relazione sulla remunerazione

FAVOREVOLI

Badge	Ragione Sociale	Proprio	Delega	Totale
DE*	INTER AMERICAN DEVELOPMENT BANK STAFF RETIREMENT FUND	0	339.927	339.927
DE*	INTERNATIONAL BANK FOR RECONSTRUCTION AND DEVELOPMENT	0	23.711	23.711
DE*	INTERNATIONAL BANK FOR RECONSTRUCTION AND DEVELOPMENT	0	29.985	29.985
DE*	INTERNATIONAL BANK FOR RECONSTRUCTION AND DEVELOPMENT	0	59.194	59.194
DE*	INTERNATIONAL BANK FOR RECONSTRUCTION AND DEVELOPMENT	0	182.983	182.983
DE*	INTERNATIONAL BANK FOR RECONSTRUCTION AND DEVELOPMENT	0	22.934	22.934
DE*	INTERNATIONAL BANK FOR RECONSTRUCTION AND DEVELOPMENT	0	26.904	26.904
DE*	INTERNATIONAL BANK FOR RECONSTRUCTION AND DEVELOPMENT	0	136.264	136.264
DE*	INTERNATIONAL BANK FOR RECONSTRUCTION AND DEVELOPMENT	0	483.056	483.056
DE*	INTERNATIONAL EQUITY FUND	0	39.279	39.279
DE*	INTERNATIONAL EXPATRIATE BENEFIT MASTER TRUST	0	27.097.953	27.097.953
DE*	INTERNATIONAL GROWTH AND INCOME FUND	0	739.536	739.536
DE*	INTERNATIONAL MONETARY FUND STAFF RETIREMENT PLAN	0	396.007	396.007
DE*	INTERVENTURE EQUITY INVESTMENTS LIMITED	0	33.375.679	33.375.679
DE*	INVESCO FUNDS	0	31.487	31.487
DE*	INVESCO PERPETUAL GLOBAL TARGETED INCOME FUND	0	320.073	320.073
DE*	INVESTMENT MASTER TRUST OF EXELIS INC.	0	220.350	220.350
DE*	IPAC SPEC INV STR INT SHARE STR NO 9	0	938.279	938.279
DE*	IPAC SPEC INV STR INT SHARESTRATEGY NO 1	0	94.889	94.889
DE*	IPM UMBRELLA FUND	0	12.008	12.008
DE*	IPROFILE INTERNATIONAL EQUITY POOL	0	125.550	125.550
DE*	IQ 50 PERCENT HEDGED FTSE EURO ETF	0	287.791	287.791
DE*	IQ 50 PERCENT HEDGED FTSE INTL ETF	0	35.811	35.811
DE*	ISHARES ALLCOUNTRY EQUITY INDEX FUND	0	10.669	10.669
DE*	ISHARES EURO STOXX 50 INDEX ETF	0	535.670	535.670
DE*	ISHARES WHOLESALE INTERN EQ INDEX FUND	0	65.952	65.952
DE*	ISHARES WHOLESALE SCREENED INT EQ IND F	0	269.666	269.666
DE*	IUOE LOCAL 793 MEMBERS PENSION BENEFIT TRUST OF ONTARIO	0	664.500	664.500
DE*	IVY APOLLO M/T ASSET INC GEI IVY	0	808.300	808.300
DE*	IVY EUROPEAN OPP	0	3.283.400	3.283.400
DE*	IVY GBL EQUITY INC	0	14.439	14.439
DE*	IVY PROSHARES MSCI ACWI INDEX FUND	0	39.600	39.600
DE*	IWHF LSV ASSET INVESTMENT	0	1.607.142	1.607.142
DE*	IXLS EURO ACTIONS	0	1.426	1.426
DE*	JAB CONSOLIDATED LTD	0	309.724	309.724
DE*	JANSEN INC. MASTER TRUST	0	684.101	684.101
DE*	JANUS HEND INSTIT EUROP INDEX OPP FUND	0	2.977.299	2.977.299
DE*	JANUS HENDERSON GLOBAL EQUITY INCOME FD	0	18.179	18.179
DE*	JANUS HENDERSON GLOBAL EQUITY INCOME FUND	0	51.318	51.318
DE*	JANUS HENDERSON HORIZON FUND	0	14.633	14.633
DE*	JAPAN TRUSTEE SERVICES BANK LTD	0	36.642	36.642
DE*	JAPAN TRUSTEE SERVICES BANK LTD	0	61.556	61.556
DE*	JAPAN TRUSTEE SERVICES BANK LTD	0	92.792	92.792

LISTA ESITO DELLE VOTAZIONE
 Oggetto: Relazione sulla remunerazione

FAVOREVOLI

Badge	Ragione Sociale	Proprio	Delega	Totale
DE*	JASPER RIDGE DIVERSIFIED TAX EXEMPT	0	35.015	35.015
DE*	JFB I LTD	0	1.345	1.345
DE*	JNL/BLACKROCK GLOBAL ALLOCATION FUND	0	1.605.247	1.605.247
DE*	JNL/BROOKFIELD GLOBAL INFRASTRUCTURE FUND	0	5.715.203	5.715.203
DE*	JNL/MELLON CAPITAL INTINAL INDEX FUND	0	1.066.155	1.066.155
DE*	JO HAMBRO CAPITAL MANAGEMENT UMBRELLA FU	0	1.833.915	1.833.915
DE*	JOHCM INTERNATIONAL OPPORTUNITIES FUND	0	16.369	16.369
DE*	JOHN & MARCIA GOLDMAN FOUNDATION	0	39.765	39.765
DE*	JOHN & TERRY L LEVIN REVOCABLE TRUST	0	3.185	3.185
DE*	JOHN GARDNER PERENCHIO IRREVOCABLE TRUST	0	12.755	12.755
DE*	JOSHUA GREEN CORPORATION	0	33.299	33.299
DE*	JP MORGAN CHASE RETIREMENT PLAN	0	1.057.204	1.057.204
DE*	JP MORGAN FUND ICVC- JPM GLOBAL MACRO OP	0	3.539.023	3.539.023
DE*	JPM FUND ICVC-JPM MULTI-ASSET INCOME FD	0	305.494	305.494
DE*	JPM OMNIBUS LENDING ACCOUNT 2	0	8.925.491	8.925.491
DE*	JPMORGAN ACCESS BALANCED FUND	0	33.305	33.305
DE*	JPMORGAN ACCESS GROWTH FUND	0	39.385	39.385
DE*	JPMORGAN CHASE BANK - PB - CANADA - ENTITIES	0	9.375	9.375
DE*	JPMORGAN CHASE BANK - PB - UNITED STATES TRUSTS	0	95.086	95.086
DE*	JPMORGAN CHASE BANK - PB - UNITED STATES TRUSTS - CRA TREATY	0	42.960	42.960
DE*	JPMORGAN CHASE BANK - PB - UNITED STATES TRUSTS	0	10.090	10.090
DE*	JPMORGAN CHASE BANK - PB - US CORPORATION	0	8.625	8.625
DE*	JPMORGAN CHASE BANK - PB - US FOUNDATION	0	19.155	19.155
DE*	JPMORGAN CHASE BANK - PB - US INDIVIDUAL	0	110.407	110.407
DE*	JPMORGAN CHASE BANK - PB - US PARTNERSHI	0	5.820	5.820
DE*	JPMORGAN CHASE BANK - PB - US TAX EX ENT	0	52.696	52.696
DE*	JPMORGAN DIVERS RETURN EU EQUIT ETF	0	288.393	288.393
DE*	JPMORGAN DIVERSIFIED FUND	0	78.231	78.231
DE*	JPMORGAN DIVERSIFIED RETURN GLOB EQ ETF	0	158.341	158.341
DE*	JPMORGAN EUROPE STRATEGIC DIVIDEND FUND	0	676.826	676.826
DE*	JPMORGAN EUROPEAN INVESTMENT TRUST PLC	0	285.541	285.541
DE*	JPMORGAN FD ICVC-JPM GLOBAL MACRO BALA	0	194.116	194.116
DE*	JPMORGAN FUND ICVC - JPM GLOBAL EQUITY I	0	24.424.818	24.424.818
DE*	JPMORGAN FUNDS	0	19.372	19.372
DE*	JPMORGAN FUNDS (IRELAND) ICAV	0	1.458.540	1.458.540
DE*	JPMORGAN GLOBAL ALLOCATION FUND	0	1.328.389	1.328.389
DE*	JPMORGAN GLOBAL GROWTH AND INCOME PLC	0	2.965.990	2.965.990
DE*	JPMORGAN GLOBAL RESEARCH ENHANCED INDEX FUND	0	5.496.930	5.496.930
DE*	JPMORGAN INCOME BUILDER FUND	0	32.278	32.278
DE*	JPMORGAN INSURANCE TRUST GLOBAL ALLOC PO	0	17.146	17.146
DE*	JPMORGAN INT OPPORTUNITIES PORTFOLIO	0	10.494.643	10.494.643
DE*	JPMORGAN INTERNAT.RESEARCH ENHANCED EQUI	0	534.457	534.457
DE*	JPMORGAN INTERNATIONAL EQUITY INCOME FUN	0	2.404.272	2.404.272
DE*	JPMORGAN INTERNATIONAL VALUE FUND	0		

ENEL S.p.A.

Assemblea Ordinaria del 24 maggio 2018

24 maggio 2018 21.50.28

LISTA ESITO DELLE VOTAZIONE
Oggetto: Relazione sulla remunerazione

FAVOREVOLI

Badge	Regione Sociale	Proprio	Delega	Totale
DE*	JPMORGAN INTREPID INTERNATIONAL FUND	0	5.643.801	5.643.801
DE*	JPMORGAN INVESTMENT FUNDS	0	41.180.532	41.180.532
DE*	JPMORGAN LIFE LIMITED	0	350.706	350.706
DE*	JPMORGAN MULTI ASSET TRUST PLC	0	331.759	331.759
DE*	JPMORGAN MULTI BALANCED FUND	0	655.384	655.384
DE*	JPMORGAN MULTI INCOME FUND	0	3.363.123	3.363.123
DE*	JPMORGAN SAR EUROPEAN FUND	0	48.098	48.098
DE*	JTW TRUST NO. 1 UAD 9/19/02	0	28.500	28.500
DE*	JTW TRUST NO. 2 UAD 9/19/02	0	36.526	36.526
DE*	JTW TRUST NO. 3 UAD 9/19/02	0	40.707	40.707
DE*	JTW TRUST NO. 4 UAD 9/19/02	0	52.574	52.574
DE*	JTW TRUST NO. 5 UAD 9/19/02	0	12.716	12.716
DE*	K INVESTMENTS SH LIMITED	0	1.230.880	1.230.880
DE*	KAPIT PENSAM INVEST PSI 10 GLOBAL AKTIER	0	46.746	46.746
DE*	KAPITALFORENINGEN EMD INVEST, GLOBALE AK TIER/II	0	51.218	51.218
DE*	KAPITALFORENINGEN EMD INVEST, GLOBALE AK TIER/III	0	26.829	26.829
DE*	KAPITALFORENINGEN PENSAM INVEST PSI 30 EUROPAEISKE AKTIER	0	490.530	490.530
DE*	KAPITALFORENINGEN PENSAM INVEST PSI 31 EUROPAEISKE AKTIER	0	1.125.714	1.125.714
DE*	KARSH LIVING TRUST	0	13.405	13.405
DE*	KATHERINE C. MOORE CHARITABLE LEAD ANNUITY TRUST II	0	8.406	8.406
DE*	KAYNE GLOBAL INFRASTRUCTURE FUND LP	0	33.400	33.400
DE*	KAYNE RENEWABLE ENERGY INCOME FUND, LP	0	32.400	32.400
DE*	KBI GLOBAL RESOURCES SOLUTIONS CIT	0	51.278	51.278
DE*	KEMPEN CAPITAL MANAGEMENT N V	0	2.741.900	2.741.900
DE*	KEMPEN EUROPEAN HIGH DIVIDEND FUND N.V.	0	2.723.350	2.723.350
DE*	KEMPEN INTERNATIONAL FUNDS	0	1.043.850	1.043.850
DE*	KENTUCKY RETIREMENT SYSTEMS INSURANCE TRUST FUND	0	120.038	120.038
DE*	KIWI INVEST MAN WHOLESAL CORE GLOBAL FD	0	72.688	72.688
DE*	KLEINWORT BENSON INVESTORS INSTITUTIONAL FUND PLC	0	170.733	170.733
DE*	KLEINWORT BENSON INVESTORS MASTER INVESTMENT FUND	0	388.226	388.226
DE*	KOMMUNAL LANDSPENSJONSKASSE GJENSIDIG FORSIKRINGSSELSKAP	0	16.031	16.031
DE*	KOORMIN BANK ACTING AS TRUSTEE OF KIM PRIVATE PRIME EUROPE EQUITY MASTER INVESTMENT TRUST 3	0	636.965	636.965
DE*	L.S. DYNAMIQUE	0	210.558	210.558
DE*	LABORERS PENSION FUND OF WESTERN CANADA	0	12.253	12.253
DE*	LAFARGE SANDERS	0	94.700	94.700
DE*	LAKE AVENUE INVESTMENTS, LLC	0	133.500	133.500
DE*	LAWRENCE LIVERMORE NATIONAL SECURITY LLC AND LOS ALAMOS NATIONAL SECURITY LLC DEFINED BENEFIT PLANGROUP TRUST	0	276.441	276.441
DE*	LCL ACTIONS EURO CORE+	0	176.065	176.065
DE*	LCL ACTIONS EUROPE CORE EURO	0	80	80
DE*	LCL ACTIONS EUROPE MAX DIV.	0	7.116	7.116
DE*	LEAR TRUST DT 12/20/07	0	15.256	15.256

Azionisti: 2.234 Teste: 11
Azionisti in proprio: 4 Azionisti in delega: 2.230

536



Assemblea Ordinaria del 24 maggio 2018

LISTA ESITO DELLE VOTAZIONE

Oggetto: Relazione sulla remunerazione

FAVOREVOLI

Badge	Ragione Sociale	Proprio	Delega	Totale
DE*	LEGAL & GENERAL MSCI EAFE FUND, LLC	0	278.039	278.039
DE*	LEGAL & GENERAL MSCI EAFE SL FUND, LLC	0	286.306	286.306
DE*	LEGALSUPER	0	332.949	332.949
DE*	LEHMAN-STAMM FAMILY PARTNERS LLC	0	4.987	4.987
DE*	LEXINGTON INC LLC	0	97.595	97.595
DE*	LGT SELECT FUNDS	0	442.987	442.987
DE*	LINCOLN VARIABLE INSURANCE PRODUCTS TRUST LVIP SSGA INTERNATIONAL INDEX FUND	0	1.581.766	1.581.766
DE*	LISA AND DOUG GOLDMAN FUND	0	38.925	38.925
DE*	LLNS LLC AND LANS LLC DEFINED BENEFIT PLAN GROUP TRUST	0	246.481	246.481
DE*	LMCG GLOBAL MULTICAP FUND	0	923	923
DE*	LMIF NUMERIC EUROPE CORE	0	438.400	438.400
DE*	LOCKHEED MARTIN CORP BEN TR FOR COLL BARGAINED EMPL VEBA II	0	22.450	22.450
DE*	LOCKHEED MARTIN CORPORATION MASTER RETIREMENT TRUST	0	772.090	772.090
DE*	LONDON LIFE INSURANCE COMPANY	0	2.306.551	2.306.551
DE*	LORD MAYORS CHARITABLE FUND	0	6.817	6.817
DE*	LOS ANGELES CITY EMPLOYEES RETIREMENT SYSTEM	0	2.682.984	2.682.984
DE*	LOUISIANA SHERIFFS ARROWSTREET	0	112.268	112.268
DE*	LOUISIANA STATE ERS MONDRIAN LG CAP	0	1.427.914	1.427.914
DE*	LOUISIANA STATE ERS MSCJ EXUS INDEX	0	856.412	856.412
DE*	LOUISIANA STATE ERS TERROR FREE INT	0	34.209	34.209
DE*	LOY PARTNERSHIP, LLC	0	30.800	30.800
DE*	LSAAV, LLC	0	66.718	66.718
DE*	LSC SAVINGS TRUST	0	149.777	149.777
DE*	LW GROUP HOLDINGS, LLC	0	93.953	93.953
DE*	LW INVESTMENTS LLC	0	28.757	28.757
DE*	LUCENT TECHNOLOGIES INC MASTER PENSION TRUST	0	35.824	35.824
DE*	LUCENT TECHNOLOGIES INC. DEFINED CONTRIBUTION PLAN MASTER TRUST	0	7.328	7.328
DE*	LUNA LLC	0	99.134	99.134
DE*	LV CHALLENGE	0	237.833	237.833
DE*	LVIP FRANKLIN TEMPLETON GLOBAL EQUITY MANAGED VOLATILITY FUND	0	5.948.909	5.948.909
DE*	LVIP FRANKLIN INTERNATIONAL VALUE FUND	0	151.780	151.780
DE*	MIRF ALLIANCE BERNSTEIN F	0	317.591	317.591
DE*	MIRF ARROWSTREET FOREIGNL	0	145.265	145.265
DE*	MACQUARIE - GLOBAL LISTED INER FD	0	1.122.643	1.122.643
DE*	MACQUARIE GLOBAL INFRASTRUCTURE TOTAL RETURN FUND INC	0	273.028	273.028
DE*	MACQUARIE GLOBAL LISTED INFRASTRUCTURE C	0	9.666	9.666
DE*	MALACHITE 35 TRUST	0	52.000	52.000
DE*	MAN FUNDS PLC	0	1.256.257	1.256.257
DE*	MANAGED PENSION FUNDS LIMITED	0	480.000	480.000
DE*	MANULIFE GLOBAL INFRASTRUCTURE FUND	0	162.400	162.400
DE*	MANULIFE INVESTMENT EXCHANGE FUND CORP	0	247.600	247.600
DE*	MANULIFE SOBEYS GLOBAL EQUITY FUND UT	0	12.128	12.128
DE*	MAP 192 SEGREGATED PORTFOLIO, A SEG PORT OF LMA SPC MGD BYPANAGORA ASST MGMNT INC	0		

53f

LISTA ESITO DELLE VOTAZIONE
 Oggetto: Relazione sulla remunerazione

FAVOREVOLI

Badge	Ragione Sociale	Proprio	Delega	Totale
DE*	MAPFRE MSV LIFE PLC	0	483.804	483.804
DE*	MARANIC II LLC	0	8.406	8.406
DE*	MARGARET J. GREER TRUSTEE U/D/T12/24/31 F/B/O	0	21.485	21.485
DE*	MARITIME AND PORT AUTHORITY OF SINGAPORE	0	194.099	194.099
DE*	MARSH AND MCLENNAN MASTER RETIREMENT TRUST	0	408.776	408.776
DE*	MASSEY INTECH	0	5.853	5.853
DE*	MASTER TR AGREE BETWEEN PFIZER INC AND THE NORTHERN TR CO	0	2.768.659	2.768.659
DE*	MASTER TRUST BANK OF JAPAN, LTD. PENSION	0	10.328.971	10.328.971
DE*	MATT J. WOLLMAN	0	22.120	22.120
DE*	MCGILL UNIVERSITY PENSION FUND	0	28.328	28.328
DE*	MCIC VERMONT A RECIPROCAL RISK RETENTION GROUP	0	51.324	51.324
DE*	MCKINLEY CAPITAL COLLECTIVE INVESTMENT TRUST	0	206.580	206.580
DE*	MCKINLEYCAPINFGROWI	0	322.300	322.300
DE*	MELLON OFFSHORE FUNDS C/O CIBC BANK AND TRUST COMPANY (CAYMAN) LIMITE CIBC FINANCIAL CENTRE	0	82.702	82.702
DE*	MERCER GLOBAL ENHANCED LOW VOLATILITY SHARES FUND	0	331.160	331.160
DE*	MERCER OSS TRUST	0	700.684	700.684
DE*	MERCER PASSIVE INTERNATIONAL SHARES FUND	0	226.232	226.232
DE*	MERCER UNHEDGED OVERSEAS SHARES TRUST	0	68.509	68.509
DE*	MERCY INVESTMENT SERVICES, INC.	0	48.650	48.650
DE*	MERCY SUPER	0	43.000	43.000
DE*	MERRILL LYNCH PROFESSIONAL CLEARING CORP	0	4.098.770	4.098.770
DE*	METROPOLITAN WATER RECLAMATION DISTRICT RETIREMENT FUND	0	37.099	37.099
DE*	MF INTERNATIONAL FUND LLC	0	15.300	15.300
DE*	MFC INTERNATIONAL FUND LLC	0	1.746	1.746
DE*	MFS UTILITIES FUND	0	40.600	40.600
DE*	MHTB (LUX)/TMA UMBRELLA FUND-GLOBAL EQUI	0	4.831	4.831
DE*	MICHELIN NORTH AMERICA (CANADA) INC. MASTER TRUST	0	11.995	11.995
DE*	MICHIGAN CATHOLIC CONFERENCE	0	27.496	27.496
DE*	MICHIGAN CATHOLIC CONFERENCE MASTER PENSION TRUST	0	74.967	74.967
DE*	MINEWORERS PENSION SCHEME	0	3.216.201	3.216.201
DE*	MINISTRY OF STRATEGY AND FINANCE	0	545.443	545.443
DE*	MISSOURI EDUCATION PENSION TRUST	0	86.564	86.564
DE*	MMA PRAXIS INTERNATIONAL INDEX FUND	0	39.554	39.554
DE*	MNVF SSGA INTL EQUITY	0	1.339.603	1.339.603
DE*	MONDRIAN ALL COUNTRIES WORLD EX-U.S	0	5.648.173	5.648.173
DE*	MONDRIAN ALL COUNTRIES WORLD EX-US EQUITY FUND LP	0	0	0
DE*	MONDRIAN EMERGING MARKETS EQUITY TREASURER OF THE STATE OF NORTH CAROLINA EQUITY INVESTMENT FUND POOLED TRUST	0	9.835.223	9.835.223
DE*	MONDRIAN EMERGING MARKETS EQUITY INVESTMENT FUND POOLED TRUST	0	8.951	8.951
DE*	MONDRIAN FUNDS PUBLIC LIMITED COMPANY	0	10.478	10.478
DE*	MONDRIAN GLOBAL ALL COUNTRIES WORLD EQUITY FUND, L.P.	0	156.100	156.100
DE*	MONDRIAN GLOBAL EQUITY FUND, L.P.	0	2.550.550	2.550.550
DE*	MONDRIAN GROUP TRUST	0	2.740.018	2.740.018
DE*	MONDRIAN INT. EQ. COLLECTIVE. INV. TRUST	0	0	0

538

LISTA ESITO DELLE VOTAZIONE
 Oggetto: Relazione sulla remunerazione

FAVOREVOLI

Badge	Ragione Sociale	Proprio	Delega	Totale
DE*	MONDRIAN INTERNATIONAL EQUITY ESG FUND L.P.	0	678.952	678.952
DE*	MONDRIAN INTERNATIONAL EQUITY FUND	0	2.583.486	2.583.486
DE*	MONDRIAN INTERNATIONAL EQUITY FUND L.P.	0	20.635.917	20.635.917
DE*	MS FUND LP	0	57.330	57.330
DE*	MS TR AGREE UN VAR EMPL BEN PL UNLL US INC & ITS SUB & AFF	0	5.914	5.914
DE*	MSA PENSION PLAN	0	92.220	92.220
DE*	MSV JP MORGAN	0	229.459	229.459
DE*	MTBJ DAIDO LIFE FOREIGN EQUITY MOTHER FD	0	13.549	13.549
DE*	MTRCLPFS GIB EQT JP MORGAN	0	44.830	44.830
DE*	MULTI SERIES WHOLESALE INTER EQUITIES TR	0	127.700	127.700
DE*	MULTIMIX WHOLESALE INT SHARES TRUST	0	199.755	199.755
DE*	MULTISMART ACTIONS EURO	0	3.057	3.057
DE*	MUNICIPAL EMPLOYEES' ANNUITY AND BENEFIT FUND OF CHICAGO	0	75.583	75.583
DE*	N I RENDEMENT USINOR	0	24.436	24.436
DE*	NANUK CLEAN ENERGY MASTER FUND	0	8.280	8.280
DE*	NATIONAL BANK TRUST	0	1.769.947	1.769.947
DE*	NATIONAL COUNCIL FOR SOCIAL SECURITY FUND, P.R.C	0	2.698.875	2.698.875
DE*	NATIONAL GRID UK PENSION SCHEME	0	493.454	493.454
DE*	NATIONAL PROVIDENT FUND AS TRUSTEE OF THE GLOBAL ASSET TRUST	0	86.620	86.620
DE*	NATIONAL WESTMINSTER BANK PLC AS TRUSTEE OF KES STRAT INV F	0	44.256	44.256
DE*	NATIONWIDE INTERNATIONAL INDEX FUND	0	856.774	856.774
DE*	NATIXIS ACTIONS EUROPE DIVIDEND	0	326.827	326.827
DE*	NATIXIS ACTIONS EUROPE SECTEURS	0	35.754	35.754
DE*	NATIXIS ASSET MANAGEMENT FUNDS	0	541.605	541.605
DE*	NATWEST DEP SPF EUROPE EQ SSGA	0	231.999	231.999
DE*	NAV CANADA PENSION PLAN	0	321.816	321.816
DE*	NBIMC EAFE EQUITY INDEX FUND - CLASS N	0	516.950	516.950
DE*	NBK HSBC EQ 2	0	182.623	182.623
DE*	NBK JPMF EQ	0	621.540	621.540
DE*	NBK SSGA EQ 2	0	7.803.524	7.803.524
DE*	NEW CHURCH INVESTMENT FUND	0	178.924	178.924
DE*	NEW IRELAND ASSURANCE COMPANY PLC	0	13.314	13.314
DE*	NEW MEXICO STATE INVESTMENT COUNCIL	0	5.120.506	5.120.506
DE*	NEW PERSPECTIVE FUND INC.	0	954.380	954.380
DE*	NEW YORK LIFE INSURANCE & ANNUITY CORP	0	31.841.230	31.841.230
DE*	NEW YORK LIFE INSURANCE COMPANY	0	21.724	21.724
DE*	NEW YORK LIFE INSURANCE COMPANY	0	256.855	256.855
DE*	NEW YORK STATE COMMON RETIREMENT FUND	0	228.313	228.313
DE*	NEW ZEALAND SUPERANNUATION FUND	0	6.110.352	6.110.352
DE*	NFS LIMITED TRAFALGAR COURT	0	369.569	369.569
DE*	NGEE ANN POLYTECHNIC	0	1.621.517	1.621.517
DE*	NH-AMUNDI PRIV SEC INVEST TRUST DI	0	8.473	8.473
DE*		0	22.415	22.415



LISTA ESITO DELLE VOTAZIONE
 Oggetto: Relazione sulla remunerazione

FAVOREVOLI

Badge	Ragione Sociale	Proprio	Delega	Totale
DE*	NIKKO AM INVESTMENT TRUST (LUXEMBOURG) - NIKKO AM INTECH KOKUSAI FUND	0	49.822	49.822
DE*	NIKKO AM WORLD FDS-AM INTECH GLOBAL CORE FUND	0	25.534	25.534
DE*	NKB SII DOW JONES SWI	0	95.671	95.671
DE*	NKB SII EUROPE VALUE	0	256.314	256.314
DE*	NM5 GIEP NVN ACCOUNT	0	4.939	4.939
DE*	NM5 WIEQ BRF ACCOUNT	0	102.200	102.200
DE*	NM5-WIEQ-NVN ACCOUNT	0	1.186	1.186
DE*	NN (L)	0	12.926.310	12.926.310
DE*	NN PP1NV NN GLOBAL FUND	0	3.170.068	3.170.068
DE*	NN PP1NV NN PREMIUM DIVIDEND FUND	0	684.118	684.118
DE*	NORFOLK PENSION FUND	0	147.866	147.866
DE*	NORTH TR LUX CO I ITS CAP MNGM OF SCHLUM STAFF REF F FCP-SIF	0	1.328.288	1.328.288
DE*	NORTHERN FUNDS - INTERNATIONAL EQUITY INDEX FUND	0	3.376.313	3.376.313
DE*	NORTHERN FUNDS INTERNATIONAL GROWTH EQUITY FUND	0	189.194	189.194
DE*	NORTHERN TRUST GLOBAL INVESTMENTS COLLECTIVE FUNDS TRUST	0	15.408.666	15.408.666
DE*	NORTHERN TRUST INVESTMENT FUNDS PUBLIC LIMITED COMPANY	0	485.585	485.585
DE*	NORTHERN TRUST UCITS COMMON CONTRACTUAL FUND	0	3.678.658	3.678.658
DE*	NORTHERN TRUST UCITS FGR FUND	0	1.510.996	1.510.996
DE*	NOVANT HEALTH INC	0	55.196	55.196
DE*	NSNF PARA EAFE MONTI	0	62.803	62.803
DE*	NSNF PARA EAFE PI 1	0	26.098	26.098
DE*	NSNF PARA EAFE PI 2	0	25.143	25.143
DE*	NTGI - QM COMM DAILY ALL COUNTRY WD EX-US EQ INDEX F - LEND	0	365.953	365.953
DE*	NTGI-QM COMMON DAILY ALL COUNWD EX-US INV MKT INDEX F NONLEND	0	190.949	190.949
DE*	NTGI-QM COMMON DAILY EAFE INDEX FUND - LENDING	0	617.109	617.109
DE*	NTGI-QM COMMON DAILY EAFE INDEX FUND - NON LENDING	0	715.709	715.709
DE*	NTMA ISIF I LIM EUROPEAN EQUITY	0	276.348	276.348
DE*	NUVEEN GLOBAL INFRASTRUCTURE FUND	0	147.109	147.109
DE*	NV PERS MELLON CAPITAL INDEX	0	2.497.521	2.497.521
DE*	NV PERS SSGA EAFE INDEX PUBLIC EMPLOYEES RETIREMENT SYSTEM OF NEVADA	0	1.597.932	1.597.932
DE*	NV RBIF ALLNCEBERNSTN INTL EQ	0	52.366	52.366
DE*	NVIT INTERNATIONAL INDEX FUND	0	1.096.953	1.096.953
DE*	OHANA HOLDINGS LLC	0	205.800	205.800
DE*	OHIM STRATEGIC PARTNERS LP	0	71.010	71.010
DE*	OICF OICL OCICL NUM GLOB	0	35.000	35.000
DE*	OICF OICL OCICL PZENA	0	958.445	958.445
DE*	OKLAHOMA PUBLIC EMPLOYEES RTIREMENT SYSTEM	0	2.487.293	2.487.293
DE*	OLD MUTUAL INVESTMENT GROUP (PTY) LTD	0	16.384	16.384
DE*	OLD MUTUAL LIFE ASSURANCE COMPANY (SOUTH AFRICA) LIMITED	0	180.897	180.897
DE*	OLD WESTBURY LARGE CAP STRATEGIES FUND ATTN JUDSON K LA LONDE	0	917.648	917.648
DE*	OLIN PENSION PLANS MASTER RETIREMENT TRUST	0	112.911	112.911
DE*	OMAM SEED HOLDINGS LLC	0	674	674
DE*	OMEGA FFIP LIMITED PARTNERSHIP	0	33.136	33.136

560

ENEL S.p.A.

Assemblea Ordinaria del 24 maggio 2018

LISTA ESITO DELLE VOTAZIONE
 Oggetto: Relazione sulla remunerazione

FAVOREVOLI

Badge	Ragione Sociale	Proprio	Delega	Totale
DE*	ONEPATH GLOB SHARES LARGE CAP UNHED IN P	0	899.624	899.624
DE*	ONTARIO PENSION BOARD	0	923.572	923.572
DE*	ONTARIO POWER GENERATION INC	0	367.833	367.833
DE*	ONTARIO POWER GENERATION INC	0	467.857	467.857
DE*	OPCVM SEYOND EQUITY FACTOR INVESTING EURO	0	36.221	36.221
DE*	OPPENHEIMER GLOBAL ESG REVENUE ETF	0	18.204	18.204
DE*	OPPENHEIMER GLOBAL REVENUE ETF	0	7.078	7.078
DE*	OPPENHEIMER INTERNATIONAL REVENUE ETF	0	12.785	12.785
DE*	OPPENHEIMER INTERNATIONAL REVENUE ETF	0	78.904	78.904
DE*	OPPENHEIMER MACQUARIE GLOBAL INFRASTRUCTURE FUND	0	452.894	452.894
DE*	OPSEU PENSION PLAN TRUST FUND	0	67.500	67.500
DE*	OREGON STATE UNIVERSITY FOUNDATION MASTER CUSTODY AGREEMENT	0	72.781	72.781
DE*	OSHARES FTSE EUROPE QUALITY DIVIDEND ETF	0	62.610	62.610
DE*	OSP LIQUID FUND SERIES 8 O'MALLEY SEIDLER PARTNERS LLC	0	90.371	90.371
DE*	OWENS CORNING DEFINED BENEFIT MASTER TRUST	0	27.726	27.726
DE*	OYSTER CREEK NUCLEAR GENERATING STATION QUALIFIED FUND	0	30.000	30.000
DE*	PALATINE MEDITERRANEA SICAV	0	271.236	271.236
DE*	PANAGORA DYNAMIC GLOBAL EQUITY FUND	0	5.942	5.942
DE*	PANAGORA RISK PARITY M.A.C.FD	0	192.284	192.284
DE*	PANAGORA RISK PARITY MULTI ASSET MASTER FUND LTD	0	49.500	49.500
DE*	PCHF LSV ASSET MGMT	0	85.962	85.962
DE*	PDBF NUVEEN	0	61.790	61.790
DE*	PENN SERIES DEV INTL INDEX FUND	0	8.101.182	8.101.182
DE*	PENSION RESERVES INVESTMENT TRUST FUND	0	357.357	357.357
DE*	PENSIONSKASSE SBB	0	4.283.217	4.283.217
DE*	PEOPLE'S BANK OF CHINA	0	654.303	654.303
DE*	PEPSICO, INC. MASTER TRUST	0	1.431.940	1.431.940
DE*	PETTELAAAR EFFECTENBEWAARDERIJVEN INZ ACTIAM RESP. INDEX FUND	0	212.963	212.963
DE*	PETTELAAAR EFFECTENBEWAARDERIJVEN INZ ACTIAM RESP. INDEX FUND	0	1.206.464	1.206.464
DE*	PFI DIV REAL ASSET FUND MACQUARIE	0	11.970.203	11.970.203
DE*	PFI DIVERSIFIED INTERNATIONAL FUND	0	1.442.963	1.442.963
DE*	PFI GLOBAL DIV INCOME FD PGI VALUE	0	2.199.729	2.199.729
DE*	PFI GLOBAL OPPORTUNITIES FUND PGI	0	575.862	575.862
DE*	PFI INTL EQUITY INDEX FUND	0	493.707	493.707
DE*	PFI OVERSEAS FD PMC	0	122.939	122.939
DE*	PFI SYSTEMATEX INTERNATIONAL FD PGI	0	232.085	232.085
DE*	PGEF PG E QUALIFIED PANAGORA EAFE	0	147.679	147.679
DE*	PGIF EUROPEAN EQUITY FUND BNYMTCIL	0	30.273	30.273
DE*	PGIF GLOBAL EQUITY FUND BNYMTCIL	0	45.177	45.177
DE*	PGIT INTL EQUITY FD PGI	0	103.617	103.617
DE*	PGOS OPORTUNIDADES GLB EQ BNYMTCIL	0	22.701.970	22.701.970
DE*	PGSF GLOBAL UTILITIES EQUITTES FUND	0	54.011	54.011
DE*	PGTF DR NON US EQUITY GT	0	5.723	5.723
DE*	PGVF SSGA	0		

541



LISTA ESITO DELLE VOTAZIONE
Oggetto: Relazione sulla remunerazione

FAVOREVOLI

Badge	Ragione Sociale	Proprio	Delega	Totale
DE*	PH2F CAPITAL GUARDIAN	0	582.717	582.717
DE*	PHC SSGA EQ	0	908.029	908.029
DE*	PHILADELPHIA GAS WORKS PENSION PLAN	0	10.803	10.803
DE*	PHILANTHROPAR INVESTMENTS LP	0	9.670	9.670
DE*	PI CH - EUROPEAN EX SWISS EQUITIES TRACKER EX SL	0	3.577	3.577
DE*	PICTET CLEAN ENERGY	0	6.569.842	6.569.842
DE*	PICTET GLOBAL SELECTION FUND	0	664.903	664.903
DE*	PICTET-EUROPE INDEX	0	2.941.646	2.941.646
DE*	PINEBRIDGE GLOBAL DYNAMIC ASSET ALLOCATION FUND	0	3	3
DE*	PITTSBURGH THEOLOGICAL SEMINARY OF THE PRESBYTERIAN CHURCH	0	12.169	12.169
DE*	PLUMBERS AND PIPEFITTERS NATIONAL PENSION PLAN	0	324.478	324.478
DE*	POLAR CAPITAL FUNDS PLC	0	1.185.238	1.185.238
DE*	POOL RE JPM REI EQUITY	0	130.697	130.697
DE*	POWERSHARES GLOBAL FUNDS IRELAND ELC	0	23.363	23.363
DE*	POWERSHARES PUREBETA FTSE DEVELOPED EX NORTHAMERICA PORTFOLIO	0	1.234	1.234
DE*	PREDICA ISR EUROPE	0	16.398	16.398
DE*	PREDIQUANT EUROCOISSANCE A2	0	237.342	237.342
DE*	PREMIER GLOBAL UTILITIES INCOME FUND	0	120.000	120.000
DE*	PRINCIPAL GLOBAL INVESTORS TRUST INTERNATIONAL GROWTH EQUITY FUND	0	97.200	97.200
DE*	PRO-GEN INVESTMENTS LLC	0	9.904	9.904
DE*	PROVEDA GLOBAL EQUITY, LP	0	3.936	3.936
DE*	PRU JEN GL INFRASTRUCTURE FUND PDLF	0	302.291	302.291
DE*	PRU OMA WRUD FD INC PRU INT EQTY	0	110.951	110.951
DE*	PRU SECTOR FDS INC PRU UTILITY FD	0	13.826.334	13.826.334
DE*	PRUDENTIAL INVESTMENT PORTFOLIO 2 PRUDENTIAL OMA INTL DEVELOPED MKRKT INDEX FUND	0	17.190	17.190
DE*	PRUDENTIAL INVESTMENT PORTFOLIOS INC PRUDENTIAL BALANCED FUND	0	16.275	16.275
DE*	PRUDENTIAL LEGACY INSURANCE COMPANY OF N	0	546.993	546.993
DE*	PS FTSE LO BT EQ WT PORT	0	26.172	26.172
DE*	PS FTSE RAFI DEVEL MAR EX US PORT	0	1.071.237	1.071.237
DE*	PS FTSE RAFI EU UCITS ETF ENYMTCL	0	16.399	16.399
DE*	PS SP INTL DEVEL MOMENTUM PORT	0	5.521	5.521
DE*	PS6F GOTHAM 400 INTL	0	18.000	18.000
DE*	PS6F STATE STREET INTL EQ	0	434.744	434.744
DE*	PSF CONSERVATIVE BAL PORTF OMA	0	29.120	29.120
DE*	PSF FLEXIBLE MANAGED PORTF OMA	0	25.236	25.236
DE*	PSG DIVERSIFIED INFRASTRUCTURE LLC	0	21.030	21.030
DE*	PUBLIC EMPLOYEE RETIREMENT SYSTEM OF IDAHO	0	409.346	409.346
DE*	PUBLIC EMPLOYEES RETIREMENT SYSTEM OF IDAHO	0	2.504.025	2.504.025
DE*	PUBLIC EMPLOYEES RETIREMENT ASSOCIATION OF NEW MEXICO	0	454.634	454.634
DE*	PUBLIC EMPLOYEES RETIREMENT SYSTEM OF MISSISSIPPI	0	456.478	456.478
DE*	PUBLIC EMPLOYEES RETIREMENT SYSTEM OF MISSISSIPPI	0	1.163.978	1.163.978
DE*	PUBLIC EMPLOYEES RETIREMENT SYSTEM OF MISSISSIPPI	0	978.789	978.789
DE*	PUBLIC SECTOR PENSION INVEST BOARD	0	7.501.508	7.501.508
DE*	PUBLIC SECTOR PENSION INVESTMENT BOARD	0		

542



ENEL S.p.A.

24 maggio 2018 21.50.28

Assemblea Ordinaria del 24 maggio 2018

LISTA ESITO DELLE VOTAZIONE

Oggetto: Relazione sulla remunerazione

FAVOREVOLI

Badge	Ragione Sociale	Proprio	Delega	Totale
DE*	PUBLIC SERVICE ENTERPRISE GROUP INC MASTER DEFINED BENEFIT RETIREMENT TRUST	0	1.382.731	1.382.731
DE*	PUBLIC SERVICE PENSION PLAN FUND	0	387.933	387.933
DE*	PVC DIVERSIFIED INTERNATIONAL AC	0	283.984	283.984
DE*	PYRAMIS GROUP TR FOR EMPLOYEES BENEF PLAN	0	80.263	80.263
DE*	PYRAMIS SELECT INTER EQ FUND LLC	0	89.537	89.537
DE*	PZENA INTER EX-US FOCUSED VALUE FD DST, A SER OF PZENA VAL FDS	0	116.395	116.395
DE*	PZENA INTERNATIONAL VALUE SERVICE	0	11.128	11.128
DE*	PZENA INVESTMENT MGT	0	429.025	429.025
DE*	PZENA VALUE FUNDS PL	0	334.634	334.634
DE*	PZENA VALUE GROUP TRUST	0	136.705	136.705
DE*	PZENA VALUE GROUP TRUST	0	526.564	526.564
DE*	PZENA VALUE TRUST	0	181.495	181.495
DE*	QANTAS SUPERANNUATION LIMITED AS TRUSTEE FOR THE QANTAS SUPERANNUATION PLAN	0	217.302	217.302
DE*	QIC INTERNATIONAL EQUITIES FUND	0	150.506	150.506
DE*	QS INTERNATIONAL EQUITY FUND	0	288.693	288.693
DE*	OSBF PANAGORA	0	167.156	167.156
DE*	QUAESTIO CAPITAL FUND	0	45.054	45.054
DE*	QUEENSLAND INVESTMENT TRUST NO 2	0	129.931	129.931
DE*	QUEENSLAND LOCAL GOVERNMENT SUPERANNUATI	0	536.283	536.283
DE*	R. BLANE WALTER	0	12.900	12.900
DE*	R.K. MELLOW INTERNATIONAL FUND.	0	318.659	318.659
DE*	RAIFFEISEN INDEX FONDS	0	4.797	4.797
DE*	RAIFFEISEN INDEX FONDS EURO STOXX	0	167.352	167.352
DE*	RAMI PARTNERS, LLC	0	241.784	241.784
DE*	RBC DEXIA TORONTO POOLED CLIENTS A/C	0	25.406	25.406
DE*	RBC INTERNATIONAL EQUITY INDEX ETF	0	156.915	156.915
DE*	RBC QUANT EAFE EQUITY LEADERS EIF	0	16.017	16.017
DE*	RBC QUBE ALL COUNTRY WORLD EQ FD	0	2.168	2.168
DE*	RBC QUBE CUSTOM GLOBAL EQUITY FUND	0	201.753	201.753
DE*	RBC QUBE GLOBAL EQUITY FUND	0	271.839	271.839
DE*	RBC QUBE LOW VOLATILITY GLOBAL EQUITY FU	0	923.968	923.968
DE*	RBS PZENA	0	2.990.925	2.990.925
DE*	RDM LIQUID LLC	0	146.024	146.024
DE*	REAL ASSET INCOME AND GROWTH FUND	0	9.847	9.847
DE*	RED DIAMOND INTERNATIONAL EQUITY LIMITED PARTE	0	12.195	12.195
DE*	RED LIFE REINSURANCE SERVICES LIMITED AGREEMENT	0	848.800	848.800
DE*	REDWOOD GLOBAL INFRASTRUCTURE INCOME FUND	0	56.312	56.312
DE*	REG RETR EMPL MANUELS VILLE MONTREAL	0	231.828	231.828
DE*	REGENTS OF THE UNIVERSITY OF MICHIGAN	0	407.272	407.272
DE*	RELiance TRUST INSTITUTIONAL RET TRUST SERIES TEN	0	235.040	235.040
DE*	RELiance TRUST INSTITUTIONAL RETIREMENT TRUST	0	66.200	66.200
DE*	RELiance TRUST INSTITUTIONAL RETIREMENT TRUST SERIES ELEVEN	0	98.336	98.336
DE*	RENAISSANCE GLOBAL EQUITY PRIVATE POOL	0	23.987	23.987

Pagina 26

11
2.230

Azionisti: 2.234 Teste: 11
Azionisti in proprio: 4 Azionisti in delega: 2.230



343



LISTA ESITO DELLE VOTAZIONI

Oggetto: Relazione sulla remunerazione

FAVOREVOLI

Badge	Ragione Sociale	Proprio	Delega	Totale
DE*	RENAISSANCE GLOBAL VALUE FUND	0	95.899	95.899
DE*	RENAISSANCE REAL ASSETS PRIVATEPOOL	0	300.500	300.500
DE*	RESPONSIBLE INVESTMENT LEADERS INT SHARE	0	318.160	318.160
DE*	RETAIL EMPLOYEES SUPERANNUATION TRUST	0	272.644	272.644
DE*	RETIREMENT INCOME PLAN OF SAUDI ARABIAN	0	101.525	101.525
DE*	RETIREMENT INCOME PLAN OF SAUDI ARABIAN OIL COMPANY	0	24.294	24.294
DE*	RETIREMENT PLAN FOR EMPLOYEES OF AETNA INC	0	248.100	248.100
DE*	REYNOLDS AMERICAN DEFINED BENEFIT MASTER	0	233.300	233.300
DE*	RHODE ISLAND EMPLOYEES RETIREMENT SYSTEMS POOLED TRUST	0	399.069	399.069
DE*	RICHARD KING MELLON FOUNDATION	0	127.941	127.941
DE*	RIVER PARTNERS GLOBAL EQUITY	0	1.671	1.671
DE*	ROBECO CAPITAL GROWTH FUNDS	0	1.837.358	1.837.358
DE*	ROBECO INSTITUTIONAL UMBRELLA FUND	0	1.217.394	1.217.394
DE*	ROCKEFELLER & CO., INC	0	310.918	310.918
DE*	ROCKEFELLER BROS SANDERS CAPITAL	0	46.800	46.800
DE*	ROSENBERG EUROBLOC	0	2.232.000	2.232.000
DE*	ROWF CT ACWI EX US	0	1.715.860	1.715.860
DE*	ROYAL BOROUGH OF KINGSTON UPON THAMES PE	0	82.087	82.087
DE*	RPL BERNSTEIN NON EQ	0	5.780	5.780
DE*	RPTCL GRPF RUSSELL MOMENTUM	0	394.729	394.729
DE*	RWSF CIT ACWI	0	520.132	520.132
DE*	RWSF CIT ACWLEXUS	0	310.425	310.425
DE*	RWSF CIT EAFE	0	1.191.758	1.191.758
DE*	RZSF1501 GLOBAL EQ HEXEVEST	0	150.911	150.911
DE*	RZSF3002 NON US EQ MONDRIAN	0	1.122.362	1.122.362
DE*	SAFRAN MIXTE	0	24.933	24.933
DE*	SAINT MARTIN 2	0	1.130.347	1.130.347
DE*	SAKKARAH 7	0	172.546	172.546
DE*	SAMFORD UNIVERSITY PENSION PLAN TRUST	0	7.264	7.264
DE*	SAMFORD UNIVERSITY PENSION PLAN TRUST	0	6.100	6.100
DE*	SAN FRANCISCO CITY AND COUNTY EMPLOYEES RETIREMENT SYSTEM	0	1.360.283	1.360.283
DE*	SAN FRANCISCO COUNTY EMPLOYEES' RETIREMENT ASSOCIATION	0	1.025.767	1.025.767
DE*	SAN MATEO COUNTY EMPLOYEES' RETIREMENT ASSOCIATION	0	249.669	249.669
DE*	SANABIL INTERNATIONAL INVESTMENTS COMPANY	0	136.340	136.340
DE*	SANFORD C. BERNSTEIN & CO DBT INTERNATIONAL VALUE SERIES	0	394.082	394.082
DE*	SANLAM LIFE AND PENSIONS UK LIMITED	0	349.419	349.419
DE*	SANLAM UNIVERSAL FUNDS PLC	0	87.385	87.385
DE*	SANTA BARBARA COUNTY EMPLOYEESRETIREMENT SYSTEM	0	699.178	699.178
DE*	SAS TRUSTEE CORPORATION	0	432.872	432.872
DE*	SBC MASTER PENSION TRUST	0	192.496	192.496
DE*	SBC MASTER PENSION TRUST SBC MASTER PENSION TRUST 208	0	766.063	766.063
DE*	SBSA GEFF BLACKROCK EQUITY	0	153.764	153.764
DE*	SCA LAZARD	0	566.706	566.706
DE*	SCEF MONDRIAN	0		

Azionisti:
Azionisti in proprio:

2.234 4 Azionisti in delega.

11 2.230

544

LISTA ESITO DELLE VOTAZIONE
 Oggetto: Relazione sulla remunerazione

FAVOREVOLI

Badge	Ragione Sociale	Proprio	Delega	Totale
DE*	SCHLUMBERGER GROUP TRUST AGREEMENT	0	1.382.237	1.382.237
DE*	SCHOOL EMPLOYEES RETIREMENT SYSTEM OF OHIO	0	743.300	743.300
DE*	SCHOOL EMPLOYEES RETIREMENT SYSTEM OF OHIO	0	361.421	361.421
DE*	SCHRODER ADVANCED BETA GLOBAL EQUITY SMA	0	51.897	51.897
DE*	SCHRODER GLOBAL ALLOCATOR FUND	0	6.169	6.169
DE*	SCHRODER INTERNATIONAL SELECTION FUND	0	2.210.850	2.210.850
DE*	SCHRODER PENSION MANAGEMENT LTD	0	15.726	15.726
DE*	SEMPRA ENERGY PENSION MASTER TRUST	0	193.262	193.262
DE*	SENTINEL INTERNATIONAL FUND	0	12.074	12.074
DE*	SENTINEL INTERNATIONAL TRUST	0	87.426	87.426
DE*	SENTOSA DEVELOPMENT CORPORATION	0	63.030	63.030
DE*	SHELL PENSION TRUST	0	178.831	178.831
DE*	SHELL PENSION TRUST	0	266.384	266.384
DE*	SHELL PENSIONS TRUST LIMITED AS TRUSTEE OF SHELL CONTRIBUTORY PENSION FUND	0	2.169.562	2.169.562
DE*	SHELL TRUST (BERMUDA) LIMITED AS TRUSTEE OF THE SHELL INTERNATIONAL PENSION FUND	0	115.007	115.007
DE*	SHELL TRUST BERMUDA LTD AS TRUSTEE OF THE SHELL OVERSEAS CONTRIBUTORY PENSION FUND	0	854.493	854.493
DE*	SHERIFFS PENSION AND RELIEF FUND	0	75.000	75.000
DE*	SHIMODA HOLDINGS, LLC	0	26.770	26.770
DE*	SHINKO GLOBAL EQUITY INDEX MOTHER FUND	0	13.390	13.390
DE*	SHRINERS HOSPITALS FOR CHILDREN	0	1.814.832	1.814.832
DE*	SHY, LLC	0	41.283	41.283
DE*	SICAV AMUNDI ACTIONS EURO ISR	0	404.733	404.733
DE*	SICAV BBM V-FLEX	0	201.150	201.150
DE*	SICAV EURO CAPITAL DURABLE	0	1.226.057	1.226.057
DE*	SICAV ICL ACTIONS MONDE HORS EUROPE	0	20.064	20.064
DE*	SICAV MONDE GAN	0	77.564	77.564
DE*	SICAV UBS F OPP MONDE 10	0	15.910	15.910
DE*	SILVER GROWTH FUND, LP	0	11.626	11.626
DE*	SIM GLOBAL BALANCED TRUST.	0	4.291	4.291
DE*	SODIUM 1	0	611.811	611.811
DE*	SOLARI LANE TRUST	0	28.930	28.930
DE*	SOUTH DAKOTA RETIREMENT SYSTEM	0	2.048.426	2.048.426
DE*	SOUTHERN COMPANY SYSTEM MASTER RETIREMEN	0	2.569.855	2.569.855
DE*	SPARTAN GROUP TRUST FOR EMPLOYEE BENEFIT PLANS	0	699.746	699.746
DE*	SPARTAN INTL INDEX	0	12.189.182	12.189.182
DE*	SPDR S+P WORLD EX AUSTRALIA FUND	0	27.835	27.835
DE*	SPRINT MASTER TRUST	0	106.100	106.100
DE*	SR5F PARAMETRIC DELTA SHIFT	0	4.012	4.012
DE*	SRP AOR	0	365	365
DE*	SRP PANAGORA	0	223.037	223.037
DE*	SSGA GLOBAL TEMC STRAT POOL	0	13.148	13.148
DE*	SSGA GROSS ROLL UP UNIT TRUST	0	238.319	238.319
DE*	ST BEW S.A. BEL. POOLS GLOB.EQ. FACTOR FUND	0	658.800	658.800

Azionisti:
 Azionisti in proprio:

2.234 Teste:
 4 Azionisti in delega:

11
 2.230

Pagina 28

545

LISTA ESITO DELLE VOTAZIONE

Oggetto: Relazione sulla remunerazione

FAVOREVOLI

Badge	Ragione Sociale	Proprio	Delega	Totale
DE*	ST GEN RESERVE F OF THE MINISTRY FINANCE OF SULTANATE OF OMAN	0	280.622	280.622
DE*	ST. JOSEPH HEALTH SYSTEM	0	13.605	13.605
DE*	ST. SPOORWEGFDS MANDAAT BLACKROCK	0	136.453	136.453
DE*	STANDARD LIFE WEALTH INTERNATIONAL	0	185.816	185.816
DE*	STANDARD LIFE WEALTH INTERNATIONAL LTD	0	14.608	14.608
DE*	STANLIB FUNDS LIMITED	0	292.034	292.034
DE*	STATE FARM INSURANCE CO EMPLO.RET 'S	0	1.394.449	1.394.449
DE*	STATE FARM MUTUAL AUTOMOBILE INS.CO	0	983.036	983.036
DE*	STATE OF IDAHO ENDOWMENT FUND INVESTMENT BOARD	0	24.909	24.909
DE*	STATE OF SOUTH DAKOTA	0	224.272	224.272
DE*	STATE OF UTAH, SCHOOL AND INSTITUTIONAL TRUST FUNDS	0	156.755	156.755
DE*	STATE OF WISCONSIN INVESTMENT BOARD	0	306.689	306.689
DE*	STATE OF WISCONSIN INVESTMENT BOARD	0	763.367	763.367
DE*	STATE OF WISCONSIN INVESTMENT BOARD	0	2.430.226	2.430.226
DE*	STATE OF WISCONSIN INVESTMENT BOARD	0	4.395.510	4.395.510
DE*	STATE OF WYOMING	0	820.322	820.322
DE*	STATE STREET GLOBAL EQUITY FUND	0	391.329	391.329
DE*	STATE STREET GLOBAL INDEX PLUS TRUST	0	210.096	210.096
DE*	STATE STREET INT EQTS INDEX TRUST EX TOBACCO EX CONTR WEAPONS	0	18.551	18.551
DE*	STATE STREET INTERNATIONAL EQUITIES INDEX TRUST	0	333.404	333.404
DE*	STATE STREET TRUSTEES LIMITED ATF FP MITON INCOME FUND	0	432.700	432.700
DE*	STATE TEACHERS RETIREMENT SYSTEM OF OHIO	0	6.748.788	6.748.788
DE*	STATES OF GUERNSEY SUPERANNUATION FUND	0	337.775	337.775
DE*	STEWARDSHIP FOUNDATION	0	1.842	1.842
DE*	STG PFDS ACHMEA MANDAAT BLACKROCK	0	461.563	461.563
DE*	STG PFDS CORP EXPRESS MANDAAT ALLIANCE CAPITA	0	51.257	51.257
DE*	STICHT BEDRIJ MEDIA PNO	0	595.583	595.583
DE*	STICHTING ASR BEWAARDER	0	262.291	262.291
DE*	STICHTING BEDRIJFST VOOR HET SCHOONMAAK EN GLAZ	0	254.164	254.164
DE*	STICHTING BEDRIJFSTAKPENSIOENFONDS ZORGVERZEKERAAFS	0	884.580	884.580
DE*	STICHTING HEINEKEN PENSIOENFONDS	0	1.053.769	1.053.769
DE*	STICHTING INSTITUUT GAK	0	65.892	65.892
DE*	STICHTING J.E. ASR ES G INDEXPLUS INST. FONDSSEN INZAKE EUROPA	0	465.814	465.814
DE*	STICHTING PENSIOENFONDS AHOLD	0	475.967	475.967
DE*	STICHTING PENSIOENFONDS CHEMOURS NEDERLAND	0	56.843	56.843
DE*	STICHTING PENSIOENFONDS ILM NEDERLAND	0	49.490	49.490
DE*	STICHTING PENSIOENFONDS ING	0	891.716	891.716
DE*	STICHTING PENSIOENFONDS OPENBAAR VERVOER	0	65.763	65.763
DE*	STICHTING PENSIOENFONDS SAGITTARIUS	0	260.361	260.361
DE*	STICHTING PENSIOENFONDS UWV	0	826.213	826.213
DE*	STICHTING PENSIOENFONDS VOPAK	0	310.171	310.171
DE*	STICHTING PHILIPS PENSIOENFONDS	0	1.186.558	1.186.558
DE*	STICHTING RABOBANK PENSIOENFONDS	0	1.736.059	1.736.059

Azionisti:

2.234

4

Azionisti in delega:

11

2.230

Pagina 29

546



LISTA ESITO DELLE VOTAZIONE

Oggetto: Relazione sulla remunerazione

FAVOREVOLI

Badge	Ragione Sociale	Proprio	Delega	Totale
DE*	STICHTING SHELL PENSIOENFONDS	0	3.305.253	3.305.253
DE*	STP NUCLEAR OPERATING COMPANY RETIREMENT TRUST	0	4.692	4.692
DE*	SUBSIDIZED SCHOOLS F FUND NORTHERN	0	166.892	166.892
DE*	SUN LIFE MFS LOW VOLATILLY INTERNATION	0	13.738	13.738
DE*	SUNSUPER SUPERANNUATION FUND	0	2.804.606	2.804.606
DE*	SUPER FUNDS MANAG CORP SOUTH AUSTRALIA	0	1.977.773	1.977.773
DE*	SUPERANNUATION FUNDS MANAGEMENT CORPORATION OF SOUTH AUSTRALIA	0	279.601	279.601
DE*	SURAVENIR ACTIONS PROTECT	0	2.590.000	2.590.000
DE*	SURAVENIR ACTIONS PROTECT II	0	2.030.000	2.030.000
DE*	SVS TPI INCOME BUILDER 1	0	731.282	731.282
DE*	SWISS LIFE LUXEMBOURG SA	0	9.133	9.133
DE*	SWISS LIFE LUXEMBOURG SA	0	25.533	25.533
DE*	SWISS LIFE LUXEMBOURG SA	0	222.811	222.811
DE*	SWISS LIFE LUXEMBOURG SA	0	277.557	277.557
DE*	SWISS LIFE LUXEMBOURG SA	0	613.614	613.614
DE*	SWISS LIFE LUXEMBOURG SA	0	3.358.693	3.358.693
DE*	SWISSCANTO FONDSLEITUNG AG	0	10.871	10.871
DE*	SYCAMORE INVESTMENT PATNRS LLC	0	24.294	24.294
DE*	SYKEJHELPS-OG PENSJONSORDNING FOR LEGER (SOP)	0	240.799	240.799
DE*	SYNGENTA UK PZENA	0	285.255	285.255
DE*	T ROWE PRICE INTERNATIONAL EQUITY INDEX	0	9.195	9.195
DE*	T ROWE PRICE INTL CORE EQUITY TRUST	0	8.123	8.123
DE*	T. ROWE PRICE FUNDS SICAV	0	5.774	5.774
DE*	T. ROWE PRICE GLOBAL EQUITY FUND	0	1.240.024	1.240.024
DE*	TCORPIM INTERNATIONAL SHARE (UNHEDED) F	0	1.825.113	1.825.113
DE*	TD EMERALD INTERNATIONAL EQUITYINDEX FUND	0	514.248	514.248
DE*	TD EMERALD LOW VOLATILITY ALL WORLD EQUITY POOLED FUND TRUST	0	62.718	62.718
DE*	TD EUROPEAN INDEX FUND	0	6.851	6.851
DE*	TD INTERNATIONAL EQUITY INDEX ETF	0	297.403	297.403
DE*	TD INTERNATIONAL INDEX FUND	0	1.999.912	1.999.912
DE*	TEA BLACKROCK INC INTL	0	50.675	50.675
DE*	TEACHERS' RETIREMENT SYSTEM OF LOUISIANA	0	1.129.925	1.129.925
DE*	TELSTRA SUPERANNUATION SCHEME	0	50.214	50.214
DE*	TENNESSEE VALLEY AUTHORITY RETIREMENT SYSTEM	0	212.574	212.574
DE*	TENNESSEE VALLEY AUTHORITY RETIREMENT SYSTEM	0	384.831	384.831
DE*	TENNESSEE VALLEY AUTHORITY RETIREMENT SYSTEM	0	112.365	112.365
DE*	TERREBONNE INVESTMENTS LP OHM	0	2.710.456	2.710.456
DE*	TFL PENSION FUND	0	51.102	51.102
DE*	TIGWF PANAGORA INTL EQ	0	78.354	78.354
DE*	THE ADVISORS' INNER CIRCLE FUND CORNER STONE ADVISORS GLOBAL PUBLIC EQUITY FUND	0	11.773	11.773
DE*	THE AMERICAN UNIVERSITY IN CAIRO	0	8.500	8.500
DE*	THE AVI CHAI FOUNDATION	0	353.110	353.110
DE*	THE BARCLAYS BANK UK RETIREMENT FUND	0	1.640.700	1.640.700
DE*	THE BOEING COMPANY EMPLOYEE RETIREMENT PLANS MASTER TRUST	0		

207

LISTA ESITO DELLE VOTAZIONE
 Oggetto: Relazione sulla remunerazione

FAVOREVOLI

Badge	Ragione Sociale	Proprio	Delega	Totale
DE*	THE BOEING COMPANY EMPLOYEES SAVINGS PLANS MASTER TRUST	0	111.704	111.704
DE*	THE BOMBARDIER TRUST (UK)	0	1.252.151	1.252.151
DE*	THE BOSTON COMPANY INC POOLED EMPLOYEE INTERNATIONAL EQUITY FUND	0	211.352	211.352
DE*	THE BUNTING FAM INT DEVELOPED EQUITY LIMITED LIABILITY CO	0	7.322	7.322
DE*	THE CANADA LIFE ASSURANCE COMPANY	0	226.584	226.584
DE*	THE CAR CARE PENSION PLAN	0	49.732	49.732
DE*	THE CHILDREN S AID SOCIETY RETIREMENT PLAN TRUST	0	10.300	10.300
DE*	THE CHILDRENS AID SOCIETY	0	28.900	28.900
DE*	THE CLEVELAND CLINIC FOUNDATION	0	302.280	302.280
DE*	THE COCA-COLA COMPANY MASTER RETIREMENT TRUST	0	467.800	467.800
DE*	THE COMMONWEALTH FUND	0	6.426	6.426
DE*	THE GLENORE CANADIAN PENSION FUNDS TRUST-FOREIGN EQUITY FUND	0	121.238	121.238
DE*	THE GOVERNMENT EMPLOYEES PENSION FUND GEPP	0	481.147	481.147
DE*	THE GRAUSTEIN TRUSTS PARTNERSHIP	0	9.418	9.418
DE*	THE GREAT-WEST LIFE ASSURANCE COMPANY	0	188.956	188.956
DE*	THE GUILFORD GLAZER NON-EXEMPT MARITAL TRUST	0	29.175	29.175
DE*	THE HARRY L. BRADLEY JR. TRUSTS MASTER INV PARTNERSHIP LLP	0	71.640	71.640
DE*	THE HEALTH FOUNDATION	0	668.859	668.859
DE*	THE HODSON TRUST	0	66.075	66.075
DE*	THE INCOME FUND OF AMERICA INC	0	19.244.600	19.244.600
DE*	THE JBUT MASTER INVESTMENT PARTNERSHIP LLP	0	177.497	177.497
DE*	THE KATHERINE MOORE REVOCABLE TRUST	0	15.133	15.133
DE*	THE LEAR FAMILY FOUNDATION	0	5.394	5.394
DE*	THE LEVERHULME TRUST	0	715.893	715.893
DE*	THE LILLY RETIREMENT PLAN MASTER TRUST	0	200.003	200.003
DE*	THE MANUFACTURERS LIFE INSURANCE COMPANY	0	466.918	466.918
DE*	THE MASTER TRUST BANK OF JAPAN	0	1.163.198	1.163.198
DE*	THE MASTER TRUST BANK OF JAPAN LTD	0	5.274	5.274
DE*	THE MASTER TRUST BANK OF JAPAN LTD	0	11.021	11.021
DE*	THE MASTER TRUST BANK OF JAPAN LTD	0	28.000	28.000
DE*	THE MASTER TRUST BANK OF JAPAN LTD	0	38.095	38.095
DE*	THE MASTER TRUST BANK OF JAPAN LTD	0	40.259	40.259
DE*	THE MASTER TRUST BANK OF JAPAN LTD	0	47.358	47.358
DE*	THE MASTER TRUST BANK OF JAPAN LTD	0	66.000	66.000
DE*	THE MASTER TRUST BANK OF JAPAN LTD	0	78.231	78.231
DE*	THE MASTER TRUST BANK OF JAPAN LTD	0	137.665	137.665
DE*	THE MASTER TRUST BANK OF JAPAN LTD	0	160.899	160.899
DE*	THE MASTER TRUST BANK OF JAPAN LTD	0	228.548	228.548
DE*	THE MASTER TRUST BANK OF JAPAN LTD	0	233.194	233.194
DE*	THE MASTER TRUST BANK OF JAPAN LTD	0	261.699	261.699
DE*	THE MASTER TRUST BANK OF JAPAN LTD	0	9.362.051	9.362.051
DE*	THE MASTER TRUST BANK OF JAPAN LTD	0	9.657.922	9.657.922
DE*	THE MASTER TRUST BANK OF JAPAN LTD	0	10.437.620	10.437.620



Assemblea Ordinaria del 24 maggio 2018

LISTA ESITO DELLE VOTAZIONE

Oggetto: Relazione sulla remunerazione

FAVOREVOLI

Badge	Ragione Sociale	Proprio	Delega	Totale
DE*	THE MASTER TRUST BANK OF JAPAN LTD	0	10.963.286	10.963.286
DE*	THE MASTER TRUST BANK OF JAPAN, LTD AS TRUSTEE FOR MUTB400045796	0	10.704.906	10.704.906
DE*	THE MASTER TRUST BANK OF JAPAN, LTD. AS TRUSTEE FOR MUTB400045792	0	3.678.092	3.678.092
DE*	THE METAL BOX PENSION SCHEME	0	60.493	60.493
DE*	THE NORTHERN TRUST COMPANY SUB-ADVISED COLLECTIVE FUNDS TRUST	0	685.150	685.150
DE*	THE OPEC FUND FOR INTERNATIONAL DEVELOPMENT	0	312.605	312.605
DE*	THE PUBLIC INSTITUTION FOR SOCIAL SECURITY	0	301.084	301.084
DE*	THE ROMAN CATHOLIC ARCHBISHOP OF LOS ANGELES	0	203.094	203.094
DE*	THE ROYAL INST FOR THE ADVANCEMENT OF LEARNING MCGILL UNIVERSITY	0	39.853	39.853
DE*	THE STATE OF CONNECTICUT ACTING THROUGH ITS TREASURER	0	1.689.826	1.689.826
DE*	THE SULTANATE OF OMAN MINISTRY OF DEFENCE PENSION FUND	0	29.792	29.792
DE*	THE TRUSTEES OF BP PENSION FUND	0	1.401.674	1.401.674
DE*	THE TRUSTEES OF CHEVRON UK PENSION PLAN	0	110.122	110.122
DE*	THE TRUSTEES OF GOLDMAN SACHS UK RETIREMENT PLAN	0	17.744	17.744
DE*	THE TRUSTEES OF JAGUAR PENSION PLAN	0	118.487	118.487
DE*	THE TRUSTEES OF JOHNSON & JOHNSON UK GROUP RETIREMENT PLAN	0	1.372.629	1.372.629
DE*	THE TRUSTEES OF LAND ROVER PENSION SCHEME	0	163.800	163.800
DE*	THE TRUSTEES OF THE BI PENSION SCHEME	0	1.991.867	1.991.867
DE*	THE TRUSTEES OF THE HENRY SMITH CHARITY	0	308.415	308.415
DE*	THE TRUSTEES OF THE KELLOGG BROWN AND ROOT (UK) LTD PENSION PL	0	49.000	49.000
DE*	THE TRUSTEES OF THE KELLOGG BROWN AND ROOT (UK) LTD PENSION PL	0	166.125	166.125
DE*	THE TRUSTESS OF IBM PENSION PLAN	0	50.995	50.995
DE*	THORNBURO GLOBAL INVESTMENT PLC	0	53.900	53.900
DE*	TMA UMBRELLA FD-TMA ACWI EX-JAPAN PORTF.	0	23.521	23.521
DE*	TORON CAPITAL MARKETS INC.	0	208.861	208.861
DE*	TORSTAR MASTER TRUST FUND	0	2.486.583	2.486.583
DE*	TOWERS WATSON COMMON CONTRACTUAL FUND	0	29.800	29.800
DE*	TOWERS WATSON PENSION SCHEME	0	258.701	258.701
DE*	TRANSPORT RETIREMENT FUND	0	64.400	64.400
DE*	TRANSPORT PENSION FUND	0	56.565	56.565
DE*	TRINITY COLLEGE CAMBRIDGE	0	320.769	320.769
DE*	TRINITY HEALTH CORPORATION	0	154.312	154.312
DE*	TRUST & CUSTODY SERVICES BANK LTD AS TRUSTEE FOR PENSION INVESTMENT FUND TRUST NUMBER 21	0	579.218	579.218
DE*	TRUST AND CUSTODY SERVICES BANK LIMITED	0	1.176.035	1.176.035
DE*	TRUST E CUSTODY SERVICES BANK LTD	0	178.424	178.424
DE*	TT INTERNATIONAL FUNDS PLC	0	44.985	44.985
DE*	TTF PANAGORA DYN INTL EQ	0	63.973	63.973
DE*	TYCO ELECTRONICS CORPORATION RETIREMENT SAVINGS AND INVES PLAN	0	1.135.100	1.135.100
DE*	TYNE AND WEAR PENSION FUND	0	27.344	27.344
DE*	U S BANK NATIONAL ASSOCIATION	0	9.617	9.617
DE*	U S STEEL CORPO REPRESENTES RETIERS BENEF TR	0	17.758	17.758
DE*	U.S. AND INTERNATIONAL SPECIALTY CLASS	0	114.924	114.924
DE*	UBI SICAV	0	117.800	117.800
DE*	UCFF SANDERS CAPITAL LLC	0		

SUP

LISTA ESITO DELLE VOTAZIONE
 Oggetto: Relazione sulla remunerazione

FAVOREVOLI

Badge	Ragione Sociale	Proprio	Delega	Totale
DE*	UFUF MCM MSCI WORLD FD	0	112.218	112.218
DE*	UNION PACIFIC CORPORATION MASTER RETIREMENT TRUST	0	480.701	480.701
DE*	UNISYS MASTER TRUST	0	412.000	412.000
DE*	UNIT NAT RELIEF AND WORKS AG FOR PALEST REF IN THE NEAR EAST	0	265.088	265.088
DE*	UNITED NATIONS JOINT STAFF PENSION FUND	0	9.974.337	9.974.337
DE*	UNITED SERVICES AUTOMOBILE ASSOCIATION	0	747.100	747.100
DE*	UNIVERS CNP 1	0	1	1
DE*	UNIVERSAL-CAV	0	259.546	259.546
DE*	UNIVERSAL-OCO	0	165.389	165.389
DE*	UNIVERSITIES SUPERANNUATION SCHEME	0	33.070.724	33.070.724
DE*	UNIVEST	0	2.275.519	2.275.519
DE*	UPS GROUP TRUST	0	677.506	677.506
DE*	URBAN REDEVELOPMENT AUTHORITY	0	53.288	53.288
DE*	US BANK GUIDEMARK WORLD EX US FUND	0	19.873	19.873
DE*	US BK BROOKFIELD GLB 1ST INF IN FD	0	647.100	647.100
DE*	US BK DUNHAM INTERNATL STOCK FUND	0	51.413	51.413
DE*	US STEEL CANADA INC MASTER TRUST	0	67.715	67.715
DE*	USAA CASUALTY INSURANCE COMPANY	0	2.184.700	2.184.700
DE*	USAA GENERAL INDEMNITY COMPANY	0	657.080	657.080
DE*	USAA MASTER TRUST (PENSION AND RSP)	0	23.065	23.065
DE*	USBK AHAI RHUMBLINE ADVISERS	0	11.112	11.112
DE*	USBK AMERICAN HEART ASSOCIATION INC	0	9.896	9.896
DE*	USBK BBIEF MONDRAIN INVST FTPS LTD	0	6.412.874	6.412.874
DE*	USBK BROOKFIELD GEL LIS INFRAS FD	0	474.100	474.100
DE*	USBK BROOKFIELD REAL ASSETS SEC FD	0	79.100	79.100
DE*	USBK EAGLE INTERNATIONAL STOCK FD	0	58.577	58.577
DE*	USBK REGIONAL TRANSPORTATION DSPP	0	10.893	10.893
DE*	USMIA GLOBAL EQUITY	0	30.077	30.077
DE*	UTC EDEC BLACKROCK UNITED TECHNOLOGIES CORPORATION MASTER RETIREMENT	0	31.264	31.264
DE*	VALEO NORTH AMERICA INC. MASTER PENSIO T	0	52.767	52.767
DE*	VALUEQUEST PARTNERS LLC	0	14.085	14.085
DE*	VAN ANDEL INSTITUTE	0	212.809	212.809
DE*	VANGUARD DEVELOPED MARKETS INDEX FUND	0	43.309.135	43.309.135
DE*	VANGUARD EUROPEAN STOCK INDEX FUND	0	18.488.610	18.488.610
DE*	VANGUARD FID COMPANY EUROPEAN STOCK INDE	0	474.659	474.659
DE*	VANGUARD FTSE ALL-WORLD EX US INDEX FUND	0	13.356.432	13.356.432
DE*	VANGUARD FUNDS PLC	0	3.830.826	3.830.826
DE*	VANGUARD GLOBAL QUANTITATIVE EQUITY FUND	0	19.301	19.301
DE*	VANGUARD INTERNATIONAL SHARE INDEX FUND	0	205.693	205.693
DE*	VANGUARD INTERNATIONAL SHARE INDEX FUND	0	2.247.569	2.247.569
DE*	VANGUARD INTL HIGH DIV YLD INDEX FD	0	856.174	856.174
DE*	VANGUARD INV F ICVC-VANGUARD FTSE DEV WOR LD EX - UK EQT IND FD	0	2.421.167	2.421.167
DE*	VANGUARD INV FDS ICVC-VANG FTSE DEV WOR LD EX - UK EQT IND FD	0	1.185.334	1.185.334

580



24 maggio 2018 21.50.28

ENEL S.p.A.

Assemblea Ordinaria del 24 maggio 2018

LISTA ESITO DELLE VOTAZIONE

Oggetto: Relazione sulla remunerazione

FAVOREVOLI

Badge	Ragione Sociale	Proprio	Delega	Totale
DE*	VANGUARD INV FUNDS ICVC-VANGUARD FTSE GLOB ALL CAP IND FUND	0	10.930	10.930
DE*	VANGUARD INVESTMENT SERIES PLC	0	10.927.321	10.927.321
DE*	VANGUARD INVESTMENTS FUNDS ICVC - VANGUARD GLOBAL EOT INC FUND	0	13.461	13.461
DE*	VANGUARD TOTAL INTERNATIONAL STOCK INDEXFUND	0	106.310.919	106.310.919
DE*	VANGUARD TOTAL WORLD STOCK INDEX FUND	0	2.452.510	2.452.510
DE*	VANTAGETRUST III MASTER COLLECTIVE INVESTMENT FUNDS TRUST	0	3.218.998	3.218.998
DE*	VARIABLE INSURANCE PRODUCTS FUND II: INTERNATIONAL INDEX PORTFOLIO	0	4.653	4.653
DE*	VEBA PARTNERSHIP N L P	0	58.207	58.207
DE*	VEBA PARTNERSHIP N L P	0	102.454	102.454
DE*	VERDIPAPIRFONDET KLP AKSJEUROPA INDEKS 1	0	496.811	496.811
DE*	VERDIPAPIRFONDET KLP AKSJEUROPA INDEKS 1	0	1.247.526	1.247.526
DE*	VERIZON MASTER SAVINGS TRUST	0	231.906	231.906
DE*	VERMONT PENSION INVESTMENT COMMITTEE	0	781.966	781.966
DE*	VERSUS CAPITAL REAL ASSETS FUND LLC	0	430.600	430.600
DE*	VICTORIA PARTNERS, LP	0	109.197	109.197
DE*	VIDENT INTERNATIONAL EQUITY FUND	0	514.912	514.912
DE*	VILLIERS ALTO	0	310.586	310.586
DE*	VIRGINIA C.MARS REVOCABLE TRUST DATED AUGUST 6, 1991	0	5.977	5.977
DE*	VIRGINIA RETIREMENT SYSTEM	0	248.300	248.300
DE*	VIRGINIA RETIREMENT SYSTEM	0	385.000	385.000
DE*	VIRGINIA RETIREMENT SYSTEM	0	2.075.600	2.075.600
DE*	VIRGINIA RETIREMENT SYSTEM	0	2.293.242	2.293.242
DE*	VIRGINIA RETIREMENT SYSTEM	0	206.745	206.745
DE*	VIRTUS DUFF AND PHELPS GLOBAL INFRASTRUCTURE FUND	0	420.730	420.730
DE*	VIRTUS TOTAL RETURN FUND INC.	0	7.695	7.695
DE*	VOCATION MARCHE ARIANESPACE CONSEIL DE SURVEILLANCE DU FCP	0	24.960	24.960
DE*	VOL EMPL BEN ASS OF THE NON-REPR EMPL OF SOUT CAL EDISON CO	0	1.076.350	1.076.350
DE*	VONTOBEL FUND	0	77.836	77.836
DE*	VOYA BALANCED PORT INTL VALUE	0	204.453	204.453
DE*	VOYA CBRE GLOBAL INFRASTRUCTURE FUND	0	987.204	987.204
DE*	VOYA EURO STOXX 50INDEX PORTFOLIO	0	180.821	180.821
DE*	VOYA GBL ADV AND PREM OPP FUND	0	706.946	706.946
DE*	VOYA INFRSTRCTR INDUST AND MATRLSFD	0	105.014	105.014
DE*	VOYA INTERNATIONAL CORE FUND	0	111.950	111.950
DE*	VOYA INTERNATIONAL HIGH DIVIDEND EQUITY INCOME FUND	0	937.458	937.458
DE*	VOYA INTERNATIONAL INDEX PORTFOLIO	0	363.109	363.109
DE*	VOYA MUTLI MANAGER INTERNATIONAL FACTORS FUND	0	29.055	29.055
DE*	WELLS FARGO BANK N.A.	0	258.900	258.900
DE*	WF AGILITY GLEB EQU LLC	0	308.884	308.884
DE*	WF AND CO CASH PLN EVERGN INV 1	0	1.261.565	1.261.565
DE*	WF AND CO CASH PLN MONDN INV PT	0	40.900	40.900
DE*	WF ASU FDTN FOR A NEW AM UNIVERSITY	0	28.322	28.322
DE*	WF FAIMT STATE STREET GLOBAL SERV	0	27.614	27.614
DE*	WF KNIGHTS OF COLUMBUS MAST TR SSGA	0		

SSA

LISTA ESITO DELLE VOTAZIONE
 Oggetto: Relazione sulla remunerazione

FAVOREVOLI

Badge	Ragione Sociale	Proprio	Delega	Totale
DE*	WF MFS LTD EAFE GLOBAL	0	146.488	146.488
DE*	WF WELLS FARGO BANK NA	0	38.085	38.085
DE*	WHEELS COMMON INVESTMENT FUND	0	12.786	12.786
DE*	WHEELS COMMON INVESTMENT FUND	0	287.458	287.458
DE*	WHITREAD GROUP PENSION FUND	0	151.004	151.004
DE*	WHITE FEATHER CAPITAL ASSETS LP	0	20.330	20.330
DE*	WHOLESALE UNIT TRUST GLOBAL SHARES F 3	0	45.873	45.873
DE*	WHTF WCTC PZENA	0	169.897	169.897
DE*	WIF- EUROPE OPPORTUNITIES	0	222.500	222.500
DE*	WIF-EUROPE CORE EQUITY FD	0	397.035	397.035
DE*	WIF-EUROPE DISCOVERY FUND	0	241.700	241.700
DE*	WILLIS TOWERS WATSON GROUP TRUST	0	28.827	28.827
DE*	WILM MULTI MGR FD JO HAMBRO	0	760.000	760.000
DE*	WILMINGTON MULTI MANAGER INTERNATIONAL FUND	0	173.249	173.249
DE*	WINDFALL INVESTMENTS LP OHIM	0	12.820	12.820
DE*	WINDWISE MSCI EAFE INDEX NON-LENDING, FUND FOR EXEMPT ORG.	0	398.476	398.476
DE*	WITAN INVESTMENT TRUST PLC	0	1.068.106	1.068.106
DE*	WOODBRIIDGE INVESTMENT'S CORPORATION	0	58.600	58.600
DE*	WRIGLEY RETIREMENT PLAN	0	65.488	65.488
DE*	WSSP INTERNATIONAL EQUITIES TRUST	0	160.731	160.731
DE*	WYOMING RETIREMENT SYSTEM	0	197.382	197.382
DE*	ZCA GLOBAL EQUITY STRATEGY, LP	0	2.766	2.766
6760	DI STEFANO STEFANO	0	0	0
DE*	MINISTERO DELL'ECONOMIA E DELLE FINANZE	0	2.397.856.331	2.397.856.331
7131	AGOSTINI ANTONIO	0	0	0
**D	DEXIA PENSION FUND (DEXIA ASSET MANEGEME	0	5.000	5.000
**D	MASTERFONDS BANTHUS	0	405.033	405.033
**D	AMP INT EQ IND FD HEDGED	0	1.057.053	1.057.053
**D	WHOLESALE GLOBAL EQUITY INDEX FD UNHEDGE	0	31.981	31.981
**D	WHOLESALE UNIT TRUST MSCI GLOB INDEX SHS	0	74.802	74.802
**D	FCP UBS F EURO OPPORT UNCON PEA EUR	0	127.108	127.108
**D	FCP CNP ACTIONS EM	0	886.027	886.027
**D	DEKA INVESTMENT GMBH RE DEKA-BASIS	0	17.500	17.500
**D	DEKA BASISSTRATEGIE FLEXIBEL	0	30.000	30.000
**D	DEKA INVEST DEKA EURO STOXX 50 - UCITS	0	3.537.485	3.537.485
**D	DEKA INVESTMENT GMBH RE DEKA-DIVIDEND VA	0	374.010	374.010
**D	DEKA EURO ISTOXX EX FIN DIVIDE UCITS ETF	0	129.683	129.683
**D	DEKA INVESTMENT GMBH RE DEKA-MULTIASSET INCOME	0	163.325	163.325
**D	DEKA INVESTGMBH RE MSCI EUROPE LC UCITS	0	45.822	45.822
**D	DEKA INVESTMENT MBH RE PKBMF	0	58.150	58.150
**D	DEKA INV. GMBH DEKA MSCI EUROPE UCITS ET	0	291.758	291.758
**D	MAINFRANKEN WERTKONZEPT AUSGENOGEN	0	16.338	16.338
**D	BEROLINARENT DEKA	0	28.353	28.353

LISTA ESITO DELLE VOTAZIONE
 Oggetto: Relazione sulla remunerazione

FAVOREVOLI

Badge	Ragione Sociale	Proprio	Delega	Totale
**D	DEKA INVEST GMBH RE DEKA-PB DEFENSIV	0	53.434	53.434
**D	DEKA INVEST DIVIDENDENSTRATEGIE	0	5.509.995	5.509.995
**D	DEKA INVEST RE DEKA-EUROLAND BALANCE	0	3.025.200	3.025.200
**D	DEKA INVEST RE/DEKAFUTUR-ERTRAG	0	7.160	7.160
**D	DEKA INVEST RE/DEKAFUTUR-WACHSTUM	0	46.326	46.326
**D	DEKA INVESTMENT GMBH RE DEKAFUTUR-CHANCE	0	122.510	122.510
**D	DEKA INVESTMENT GMBH RE DEKA-BR 100	0	1.431.309	1.431.309
**D	DEKA INVEST GMBH RE DEKA-BR 85	0	358.612	358.612
**D	DEKA INVESTMENT GMBH RE DEKA-BR 75	0	86.931	86.931
**D	DEKA INVESTMENT GMBH RE DEKA-BR 55	0	35.000	35.000
**D	DEKA INVESTMENT GMBH RE DEKA-BR 35	0	174.351	174.351
**D	DEKA INVEST. RE DEKA-DIVIDENDENDISCOUNT	0	25.000	25.000
**D	DEKA INVEST GMBH RE BALANCE DYNAMISCH	0	43.150	43.150
**D	DEKA INVESTMENT GMBH RE DEKA	0	1.000.000	1.000.000
**D	DEKA INVESTMENT GMBH RE DEKASPEZIAL	0	90.000	90.000
**D	DEKA INVESTMENT GMBH RE ARIDEKA	0	1.835.012	1.835.012
**D	DEKA INVEST GMBH RE DEKA-BAV-FONDS	0	229.750	229.750
**D	DEKA INVEST RE SIGMA PLUS KONSERVATIV	0	75.212	75.212
**D	DEKA INVEST GMBH RE SIGMA PLUS BALANCED	0	40.484	40.484
**D	DEKA INVEST - KOMMUNAL EUROLAND BALANCE	0	783.152	783.152
**D	UBS GLOBAL ASSET MANAGEMENT LIFE LTD	0	4.028.383	4.028.383
**D	UBS ASSET MANAGEMENT LIFE LTD	0	113.511	113.511
**D	DEKA INVEST GMBH RE A-VSA-FONDS	0	187.338	187.338
**D	DEKA INVESTMENT GMBH RE DEKA-EUROPAFOND	0	964.932	964.932
**D	UBS (US) GROUP TRUST	0	310.158	310.158
**D	UBS FTSE RAFI DEVELOPED 1000 INDEX FUND	0	313.421	313.421
**D	INTERNATIONAL FUND MANAGEMENT S.A. RE HASPA MULTIINVEST CHANCE	0	89.260	89.260
**D	INTERNATIONAL FUND MANAGEMENT S.A. RE HASPA MULTIINVEST ERTRAG	0	4.170	4.170
**D	INT FUND MANAG SA RE HASPA MULTIINVEST C	0	77.800	77.800
**D	INTERNATIONAL FUND MANAGEMENT S.A. RE STRATEGIECONCEPT VM BC	0	172.000	172.000
**D	DEKA INVEST RE DEKA TRUST BALANCED-FONDS	0	140.679	140.679
**D	DEKA A-DIM-WETZLAR-FONDS	0	35.281	35.281
**D	DEKA A-DIM-WETZLAR-BALANCED-FONDS	0	26.822	26.822
**D	DEKA INVESTMENT GMBH RE AUW-FONDS	0	18.835	18.835
**D	DEKA INVESTMENT GMBH RE AWB-ES-FONDS	0	13.414	13.414
**D	DEKA INVEST GMBH DRUPA-FONDS	0	7.036	7.036
**D	DEKA A-DOR-FONDS	0	255.596	255.596
**D	DEKA INVESTMENT GMBH RE DOHAMUN-FONDS DER IHK ZU DORTMUND	0	7.576	7.576
**D	DEKA INVESTMENT GMBH RE PFRUENDE INVEST	0	9.933	9.933
**D	DEKA INVEST GMBH MULIDENTAL FONDS	0	23.857	23.857
**D	DEKA INVEST GMBH RE PRHL 1-FONDS	0	16.000	16.000
**D	DEKA INVEST RE DEKA-ZMV-FONDS	0	31.500	31.500
**D	DEKA INVEST GMBH RE AGR DENA	0	49.220	49.220

LISTA ESITO DELLE VOTAZIONE
 Oggetto: Relazione sulla remunerazione

FAVOREVOLI

Badge	Ragione Sociale	Proprio	Delega	Totale
**D	DEKA INVESTMENT GMBH RE PRODEKA	0	134.000	134.000
**D	DEKA INVESTMENT GMBH RE STADTBAIN-FONDS	0	19.109	19.109
**D	DEKA INVESTMENT GMBH RE DEKA-KSG-FONDS	0	20.140	20.140
**D	DEKA INVESTMENT GMBH RE DEKA-BR 20	0	6.423	6.423
**D	DEKA INVEST MAULBRONN-STROMBERG-FONDS	0	25.400	25.400
**D	DEKA INVEST RE KOMMUNAL-TUT-BALANCED -FO	0	37.991	37.991
**D	DEKA INVESTMENT GMBH RE VER 03-FONDS	0	13.415	13.415
**D	DEKA INVEST REGIONALE-WUPPERTAL-FONDS	0	32.874	32.874
**D	DEKA INVEST GMBH RE BODENSEE-FONDS	0	5.000	5.000
**D	DEKA INVEST RE PRIVAT VORSORGE AS-FONDS	0	275.130	275.130
**D	DEKA INVEST.GMBH RE HUPPERTZ GLOBAL	0	10.163	10.163
**D	DEKA INVESTMENT GMBH RE A WITTRING ICR F	0	11.100	11.100
**D	DEKA INVESTMENT GMBH RE DEKA BIV-B	0	23.317	23.317
**D	DEKA INVESTMENT GMBH RE S BROKER 1 FONDS	0	33.000	33.000
**D	DEKA INVESTMENT GMBH RE A-SKGO-FONDS	0	18.351	18.351
**D	DEKA INVESTMENT GMBH RE LANDSBERG-FONDS	0	37.400	37.400
**D	DEKA INVESTMENT GMBH RE A-ASD-FONDS	0	40.000	40.000
**D	DEKA INVESTMENT GMBH RE A-AMISIA-FONDS	0	95.000	95.000
**D	DEKA INV. GMBH RE A-GOLDENE AUE-FONDS	0	22.819	22.819
**D	DEKA INVEST GMBH RE DEKA-CUX-LCR-FONDS	0	20.000	20.000
**D	DEKA INVESTMENT GMBH RE A-KSK FULDA-FOND	0	50.000	50.000
**D	DEKA INVESTMENT GMBH RE WESPA-MASTERFOND	0	24.710	24.710
**D	DEKA INVEST. A-NORDHAUSEN 2-FONDS	0	50.350	50.350
**D	DEKA INVESTMENT GMBH RE A-GOTHA-FONDS	0	157.000	157.000
**D	DEKA INVESTMENT GMBH RE MFR-MASTERFONDS	0	159.081	159.081
**D	DEKA INV RE MKG DEUTSCHLAND BALANCE	0	43.534	43.534
**D	DEKA INVEST.GMBH RE A-HAM-FONDS	0	70.398	70.398
**D	DEKA INVESTMENT GMBH TRIANON-FONDS AKTIE	0	44.304	44.304
**D	DEKA INV GMBH RE A-ABAL 91-FONDS	0	52.100	52.100
**D	DEKA INV. GMBH RE ROLAND MASTERFONDS	0	68.380	68.380
**D	DEKA INVESTMENT GMBH RE DEKA VALUE PLUS	0	220.255	220.255
**D	RAGS-FUNDMASTER	0	100.347	100.347
**D	INTERNATIONAL FUND MANAGEMENT S.A.	0	24.010	24.010
**D	DEKA INTL S.A GLOBALE AKTIEN LOWRISK	0	2.370.700	2.370.700
**D	DEKA INTERNATIONAL S.A RE DEKA-EURO PAGARANT	0	620.303	620.303
**D	INTERNATIONAL FUND MANGEMENT S.A. RE GLO	0	240.000	240.000
**D	DEKA INTERNATIONAL S.A. RE DEKA-EUROSTOC	0	2.506.291	2.506.291
**D	INTERNATIONAL FUND MANAGEMENT S.A. RE IF	0	2.752.520	2.752.520
**D	INTERNATIONAL FUND MANAGEMENT S.A. RE IFM	0	400.000	400.000
**D	DEKA INTERNATIONAL S.A RE DEKALUX-EUROPA	0	610.000	610.000
**D	DEKA INTERNATIONAL S.A. RE DEKA-EUROPAVA	0	182.051	182.051
**D	DEKA INTERNATIONAL S.A. RE DEKA PRIVATE	0	5.680	5.680
**D	BUREAU OF LABOR FUNDS - LABOR RETIREMENT FUND	0	180.565	180.565

554

LISTA ESITO DELLE VOTAZIONE
 Oggetto: Relazione sulla remunerazione

FAVOREVOLI

Badge	Ragione Sociale	Proprio	Delega	Totale
**D	THE PENS PL OF THE UNITED CHURCH OF CAN	0	167.800	167.800
**D	FCPE GERP DEV DUR EQUILLIBRE	0	381.290	381.290
**D	FCPE GROUPAMA EPARGNE RESPONSABLE	0	484.151	484.151
**D	FCPE GROUPAMA EPARGNE RESPONSABLE PERSPEC	0	438.585	438.585
**D	CBZ CULT INTERNATIONAL PRINCIPAL	0	190.868	190.868
**D	THE UNIVERSITY COURT OF THE UNIVERSITY OF GLASGOW	0	75.984	75.984
**D	BNWTCIL CGF EUR EQ FD	0	275.000	275.000
**D	THE EUROPEAN CENTRAL BANK	0	290.596	290.596
**D	NEK UBS EQ	0	130.434	130.434
**D	IOWA PUBLIC EMPLOYEES RETIREMENT SYSTEM	0	51.833	51.833
**D	CHERRY TREE FUND OF AMERICAN	0	708.994	708.994
**D	SG ACTIONS EUROPE	0	122	122
**D	SG ACTIONS MONDE	0	5.533	5.533
**D	SG ACTIONS EUROPE LARGE CAP	0	60	60
**D	LYXOR EURO STOXX 50 DR UCITS	0	23.017.060	23.017.060
**D	LYXOR INDEX FUND EURO	0	20.077	20.077
**D	2) NUMERIC INVESTORS LLC	0	317.900	317.900
**D	ETOILE ACTIONS RENDEMENT	0	407.287	407.287
**D	ETOILE ENERGIE EUROPE	0	23.605	23.605
**D	ETOILE SECTORIELLE EUROPE	0	344	344
**D	NUVEEN GLOBAL INVESTORS FUND	0	87.559	87.559
**D	ANTARIUS ROTATON SECTORIELLE	0	16	16
**D	ETOILE ACTIONS INTERNATIONALES	0	20.783	20.783
**D	METZLER STRATEGIC INVESTMENTS	0	27.484	27.484
**D	NUMERIC EUROPEAN EQUITY FUND	0	151.700	151.700
**D	KOKUSAI EQUITY INDEX FUND	0	128.491	128.491
**D	CONSULTING GROUP CAPITAL	0	217.567	217.567
**D	TRUST AND CUSTODY SERVICES	0	515.667	515.667
**D	LYXOR EURO STOXX 300 DR	0	639.787	639.787
**D	LYXOR INDEX FUND-LYXOR STOXX	0	1.173.784	1.173.784
**D	GARI EUROPEAN EQUITY	0	51.539	51.539
**D	MUL - LYXOR ITALIA EQUITY PIR	0	342.543	342.543
**D	LIF - LYXOR MSCI EMU VALUE DR	0	905.305	905.305
**D	LYXOR INDEX FUND-LYXOR GLOBAL	0	67.919	67.919
**D	AMJ GLOBAL BALANCED FUND	0	33.550	33.550
**D	LYXOR CORE MSCI EMU DR UCITS	0	722.062	722.062
**D	LYXOR CORE MSCI WORLD DR UCITS	0	8.028	8.028
**D	BLACKROCK GA ENHANCED EQUITY	0	9.085	9.085
**D	AMUNDI S.F.-EURO EQ MARKET PLUS	0	595.589	595.589
**D	AMUNDI FUNDS II- GLOBAL EQ TAR	0	7.115.449	7.115.449
**D	CBRE CLARION FUNDS SICAV	0	77.587	77.587
**D	AMUNDI FUNDS II- REAL ASSETS	0	1.000.000	1.000.000
**D	AB SICAV I - EUROZONE EQUITY	0	5.304.547	5.304.547

555



Assemblea Ordinaria del 24 maggio 2018

24 maggio 2018 21.50.28


LISTA ESITO DELLE VOTAZIONE

Oggetto: Relazione sulla remunerazione

FAVOREVOLI

Badge	Ragione Sociale	Proprio	Delega	Totale
**D	AMUNDI FUNDS II-EURO EQ TARGET	0	6.905.138	6.905.138
**D	AB SICAV I - EUROPEAN EQUITY	0	2.106.610	2.106.610
**D	AMUNDI FUNDS II- GLOBAL MULTI	0	689.970	689.970
**D	BLACKROCK EUROFUND	0	738.066	738.066
**D	AMUNDI S.F- DIVERSIFIED TARGET	0	30.020	30.020
**D	BLACKROCK GLOBAL ALLOCATION	0	15.138.465	15.138.465
**D	AMUNDI SOLUZIONI IT- PROG. CED	0	1.279.840	1.279.840
**D	BLACKROCK GLOBAL ALLOCATION VI	0	4.239.586	4.239.586
**D	TRUST CUSTODY SERVICES BANK	0	200.000	200.000
**D	AMUNDI S.F- DIVERSIFIED TGT	0	33.720	33.720
**D	THE NOMURA TRUST AND BANKING	0	102.450	102.450
**D	AM SOL IT- PROG CED 12 2022	0	105.820	105.820
**D	THE GREEN TREE FUND OF THE	0	24.290	24.290
**D	NESTLE FRANCE EQUILIBRE	0	44.934	44.934
**D	SG DIVERSIFIE ISR	0	78.941	78.941
**D	SG ACTIONS INTERNATIONALES	0	175.288	175.288
**D	ARCO LONG TERME B	0	418.131	418.131
**D	ARCO QUANT 1	0	1.221.750	1.221.750
**D	HALEVY A2	0	130.564	130.564
**D	CAVOM MINIMUM VARIANCE	0	208.508	208.508
**D	UF 6 A ACT	0	134.594	134.594
**D	CASSETTE DIVERSIFIE	0	307.173	307.173
**D	SOECAP LONG TERME N1 ACTIONS	0	232.533	232.533
**D	INDOCAM FLAMME	0	160.145	160.145
**D	LION FLAMME	0	137.361	137.361
**D	IXIS FLAMME	0	233.102	233.102
**D	SG ACTIONS EUROPE MULTIGESTION	0	43.242	43.242
**D	DARWIN DIVERSIFIE 60-80 ACTIONS	0	34.430	34.430
**D	DARWIN DIVERSIFIE 80-100 ACTION	0	98.384	98.384
**D	DIVERSIFIE ACTIONS 50-65 DU CD	0	18.746	18.746
**D	KAPITALANLAGEGESELLSCHAFT MBH	0	1.046.775	1.046.775
**D	MAN GIG TOPAZ LIMITED MAPLES CORPORATE SERVICES LIMITED	0	202.829	202.829
**D	LANSDOWNE ICAV-LANSDOWNE CLEAN ENERGY FUND	0	639.538	639.538
**D	LANSDOWNE ICAV-LANSDOWNE NE FUND	0	1.064.216	1.064.216
**D	LANSDOWNE CLEAN ENERGY FUND I.P.C/O CORPORATION SERVICE COMPANY	0	273.153	273.153
**D	MAN MULTI-STRATEGY MASTER FUND MAPLES CORPORATE SERVICES LIMITEES	0	40.000	40.000
**D	GMO MEANREVERSION FUND ONSHORE (A SERIES OF GMO MASTER PORT. (ONSHORE) LP) C/O GMO INV.	0	172.041	172.041
**D	MAN NUMERIC EUROPEAN ALPHA RESTRICTED MAPLESCORP SERVICES LTD	0	741.004	741.004
**D	PANAGORA DYNAMIC GLOBAL EXTENDED ALPHA FUND LTD	0	1.916.016	1.916.016
**D	NORGES BANK	0	4.576.086	4.576.086
**D	GOVERNMENT OF NORWAY	0	196.146.470	196.146.470
**D	UBS FUND MANAGEMENT (LUXEMBOURG) SA	0	6.209	6.209
**D	UBS FUND MANAGEMENT (LUXEMBOURG) SA	0	2.746	2.746

Pagina 39

Azionisti:
Azionisti in proprio:

 2.234
 Azionisti in delega:
11
2.230

LISTA ESITO DELLE VOTAZIONE
 Oggetto: Relazione sulla remunerazione

FAVOREVOLI

Badge	Ragione Sociale	Proprio	Delega	Totale
**D	UBS FUND MANAGEMENT (LUXEMBOURG) SA	0	4.735	4.735
**D	UBS FUND MANAGEMENT (LUXEMBOURG) SA	0	6.363	6.363
**D	UBS FUND MANAGEMENT (LUXEMBOURG) SA	0	19.298	19.298
**D	UBS FUND MANAGEMENT (LUXEMBOURG) SA	0	3.145	3.145
**D	UBS FUND MANAGEMENT (LUXEMBOURG) SA	0	18.059	18.059
**D	UBS FUND MANAGEMENT (LUXEMBOURG) SA	0	16.605	16.605
**D	UBS FUND MANAGEMENT (LUXEMBOURG) SA	0	17.410	17.410
**D	UBS FUND MANAGEMENT (LUXEMBOURG) SA	0	4.640	4.640
**D	UBS FUND MANAGEMENT (LUXEMBOURG) SA	0	13.353	13.353
**D	UBS FUND MANAGEMENT (LUXEMBOURG) SA	0	8.922	8.922
**D	UBS FUND MANAGEMENT (LUXEMBOURG) SA	0	64.348	64.348
**D	UBS (LUX) SICAV 1	0	2.404.152	2.404.152
**D	UBS (LUX) EQUITY SICAV	0	638.205	638.205
**D	UBS (LUX) SICAV 1 EMU EQUITIES ENHANCED (EUR)	0	89.878	89.878
**D	UBS GLOBAL SOLUTIONS - GLOBAL EQUITIES EUR	0	133.645	133.645
**D	UBS GLOBAL SOLUTIONS - GLOBAL EQUITIES II EUR	0	81.924	81.924
**D	UBS (LUX) STRATEGY SICAV SAP DEFENSIVE (USD)	0	193.084	193.084
**D	UBS (LUX) STRATEGY SICAV SAP MEDIUM (USD)	0	67.271	67.271
**D	UBS (LUX) STRATEGY SICAV SAP DYNAMIC (USD)	0	2.513.461	2.513.461
**D	UBS FUND MANAGEMENT (LUXEMBOURG) SA	0	672.385	672.385
**D	UBS MULTI MANAGER ACCESS EMU EQUITIES	0	35.524	35.524
**D	UBS (LUX) STRATEGY XTRA SICAV	0	5.111.837	5.111.837
**D	MLC INVESTMENTS, MLC LIMITED	0	742.200	742.200
**D	VICTORIAN SUPERANNUATION FUND	0	28.938	28.938
**D	UBS ASSET MANAGEMENT (AUSTRALIA) LTD	0	902.046	902.046
**D	TASPLAN SUPERANNUATION FUND	0	426.354	426.354
**D	ALLIANZ SUISSE LEBENSVERSICHERUNGS-GESELLSCHAFT AG	0	11.618	11.618
**D	MAP 192 SEGREGATED PORTFOLIO A SEG PORT OF LMA SPC MGD BY PANAGORA ASST MGMT INC PM	0	3.159	3.159
**D	PANAGORA DIVERSIFIED ARBITRAGE MASTER FUND LTD	0	1.573.613	1.573.613
**D	AEGON CUSTODY B.V	0	10.920	10.920
**D	AEGON CUSTODY B.V	0	538.978	538.978
**D	AHL ALPHA MASTER LIMITED C/O CITCO TRUSTEES (CAYMAN) LIMITED	0	107.973	107.973
**D	AHL DIRECTIONAL EQUITIES MASTER LIMITED	0	65.775	65.775
**D	AHL EVOLUTION LTD SHARMAINE BERKELEY ARGONAUT LTD	0	2.508.582	2.508.582
**D	AQR DELTA MASTER ACCOUNT LP COOGLER FIDUCIARY SERVICES (CAYMAN) LTD	0	6.323	6.323
**D	AQR DELTA SAPPHIRE FUND LP	0	988	988
**D	AQR LUX FUNDS II-AQR ALTERNATIVE RISK PREMIA FCP FUND I	0	824	824
**D	AQR MULTI-STRATEGY FUND VI LP CO AQR CAPITAL MGM LLC	0	5.175	5.175
**D	AQR STYLE PREMIA MASTER ACCOUNT LP CO AQR CAPITAL MGM LLC	0	96.137	96.137
**D	AQR SYSTEMATIC TOTAL RETURN MASTER ACCOUNT L.P.	0	256	256
**D	AQR TAX ADVANTAGED MANAGED FUTURES MASTER ACCOUNT L.P.	0	66	66
**D	AXA LIFE INSURANCE SINGAPORE PTE LTD	0	58.000	58.000
**D	BERESFORD FUNDS PLC	0	1.203.591	1.203.591

557

Assemblea Ordinaria del 24 maggio 2018

LISTA ESITO DELLE VOTAZIONE

Oggetto: Relazione sulla remunerazione

FAVOREVOLI

Badge	Ragione Sociale	Proprio	Delega	Totale
**D	BOSTON PATRIOT CONGRESS ST LLC C/O PANAGORA ASSET MANAGEMENT, INC.	0	297	297
**D	CBOSC ATF CW BK GRP SUP WGS08	0	133.537	133.537
**D	CITYTRUST LIMITED AS TRUSTEE OF BLACKROCK PREMIER FUNDS-BLACKROCK WORLD EQUITY INDEX FUND	0	19.464	19.464
**D	COLONIAL FIRST STATE INVESTMENTS LIMITED	0	304.549	304.549
**D	COMMONFUND STRATEGIC SOLUTIONS GLOBAL EQUITY, LLC	0	443.200	443.200
**D	CPPIB MAP CAYMAN SPC-SEGREGATED PORTFOLIO H MAPLES CORPORATE SERVICES LTD	0	3.206	3.206
**D	EATON VANCE INTERNATIONAL (IRELAND)	0	20.684	20.684
**D	GLG EUROPEAN LONG SHORT FUND	0	85.500	85.500
**D	GOTHAM CAPITAL V LLC	0	1.307	1.307
**D	HANSJOERG WYSS REVOCABLE TRUST UAD	0	23.302	23.302
**D	INTERNATIONAL EQUITIES FUND	0	76.144	76.144
**D	INVESCO POOLED INVESTMENT FUND-GLOBAL STRATEGIC EQUITY FUND	0	17.824	17.824
**D	IRISH LIFE ASSURANCE.	0	44.610	44.610
**D	IRISH LIFE ASSURANCE.	0	178.179	178.179
**D	IRISH LIFE ASSURANCE.	0	3.249.496	3.249.496
**D	IRISH LIFE ASSURANCE.	0	1.145.437	1.145.437
**D	IRISH LIFE ASSURANCE PLC	0	113.635	113.635
**D	JANUS CAPITAL FUNDS PLC	0	1.825.347	1.825.347
**D	JOHN HANCOCK FUNDS II INTERNATIONAL STRATEGIC EQUITY ALLOCATION FUND	0	289.660	289.660
**D	JOHN HANCOCK VARIABLE INSURANCE TRUST INTERNATIONAL EQUITY INDEX TRUST	0	126.304	126.304
**D	KIWI WEALTH LIMITED	0	1.318	1.318
**D	LAZARD ASSET MANAGEMENT LLC QUANTITATIVE EQUITY FUNDS	0	432.661	432.661
**D	LEGAL AND GENERAL ASSURANCE PENSIONS MANAGEMENT LIMITED	0	1.300.190	1.300.190
**D	LEGAL AND GENERAL COLLECTIVE INVESTMENT TRUST	0	1.196.011	1.196.011
**D	MACQUAIRE INVESTMENT MANAGEMENT LIMITED	0	222.734	222.734
**D	MACQUAIRE MULTI-FACTOR FUND	0	18	18
**D	MAN NUMERIC MULTI-STRATEGY MARKET NEUTRAL MASTER LTD. INECO C/O NUMERIC INVESTORS LLC	0	81.026	81.026
**D	NATIONAL COUNCIL FOR SOCIAL SEC FUND	0	370.746	370.746
**D	NEWBURG NOMINEES LIMITED INVESTORS WHOLESAL GLOBAL EQUITY (INDEX) TRUST	0	91	91
**D	NUMERIC MULTI STRATEGY MARKET NEUTRAL LEVERED OFFSHORE FUND LIMITED	0	28	28
**D	NUMERIC SOCIALLY AWARE MULTI -STRATEGY FUND LTD. C/O NUMERIC INVESTORS LLC	0	20	20
**D	NUMERIC SOCIALLY AWARE MULTI-STRATEGY FUND LTD	0	16.500	16.500
**D	OIL INVESTMENT CORPORATION LTD.	0	4.636	4.636
**D	PANAGORA ASSET MANAGEMENT INC.	0	601.598	601.598
**D	PANAGORA DYNAMIC INTERNATIONAL EQUITY EXTENDED ALPHA FUND LLC	0	2.359	2.359
**D	PORTFOLIO CUSTODIAL NOMINEES	0	266.845	266.845
**D	PRINCIPAL MFF EUROPEAN EQUITY FUND	0	579.930	579.930
**D	PRINCIPAL TRUST COMPANY ASIA LIMITED	0	127.933	127.933
**D	ROBECO UMBRELLA FUND I N.V.	0	431.563	431.563
**D	ROBECO UMBRELLA FUND I N.V. - ROBECO GLOBAL AC MULTI-FACTOR EQUITIES FUND	0	1.408	1.408
**D	SELECT MARKET OPPORTUNITY MASTER ACCOUNT LLC	0	16.315.711	16.315.711
**D	STICHTING PGGM DEPOSITARY	0	127.378	127.378
**D	THE HARBORWALK PRIVATE TRUST - THEINTERNATIONAL EQUITY FUND	0	164.637	164.637
**D	THE NOMURA TRUST AND BANKING CO LTD	0		

LISTA ESITO DELLE VOTAZIONE
 Oggetto: Relazione sulla remunerazione

FAVOREVOLI

Badge	Ragione Sociale	Proprio	Delega	Totale
**D	THE NOMURA TRUST AND BANKING CO LTD	0	13.636	13.636
**D	VICTORY CAPITAL INTERNATIONAL COLLECTIVE INVESTMENT TRUST	0	43.964	43.964
**D	VICTORY RS GLOBAL FUND	0	39.466	39.466
**D	VICTORY RS INTERNATIONAL FUND	0	56.372	56.372
**D	VICTORY RS INTERNATIONAL VIP SERIES	0	410.061	410.061
**D	VICTORY TRIVALENT INTERNATIONAL SMALL-CAP FUND	0	23.357	23.357
**D	RANGER INTERNATIONAL FUND LP	0	6.966	6.966
**D	UBS FUND MANAGEMENT (SWITZERLAND) AG.	0	4.034.038	4.034.038
**D	ECOFIN WATER AND POWER OPPORTUNITIES PLC CO BNP PARIBAS SECURITIES SERVICES	0	1.514.185	1.514.185
**D	SONOMA COUNTY EMPLOYEES RETIREMENT ASSOCIATION	0	75.618	75.618
**D	TOWERS WATSON U.S. PENSION PLAN TRUST	0	158.375	158.375
**D	LOCKHEED MARTIN SUPPLEMENTAL EXCESS RETIREMENT TRUST	0	13.800	13.800
**D	LEGG MASON DEVELOPED EX-US DIVERSIFIED CORE ETF	0	15.514	15.514
**D	LEGG MASON GLOBAL INFRASTRUCTURE ETF	0	75.084	75.084
**D	STATE FARM VARIABLE PRODUCT TRUST, INTERNATIONAL EQ INDEX F	0	177.784	177.784
**D	TEACHERS' RETIREMENT SYSTEM OF THE STATE OF ILLINOIS	0	6.716.915	6.716.915
**D	BEAUMONT HEALTH POOLED INVESTMENT PARTNERSHIP	0	2.154	2.154
**D	BEAUMONT HEALTH MASTER RETIREMENT TRUST	0	21.986	21.986
**D	BEAUMONT HEALTH	0	21.699	21.699
**D	KAISER PERMANENTE GROUP TRUST	0	1.704.746	1.704.746
**D	HARTLE CALLAGHAN TRUST INTERNATIONAL EQUITY PORTFOLIO	0	270.052	270.052
**D	HC CAPITAL TRUST- THE INSTITUTIONAL INTERNATIONAL EQUITY PTF	0	1.283.857	1.283.857
**D	HC CAPITAL TRUST - THE ESG GROWTH PORTFOLIO	0	41.730	41.730
**D	HC CAPITAL TRUST- THE CATHOLIC SRI GROWTH PORTFOLIO	0	7.058	7.058
**D	ARKWRIGHT, LLC	0	38.202	38.202
**D	MANUFACTURERS AND TRADERS TRUST COMPANY	0	946	946
**D	KAISER FOUNDATION HOSPITALS	0	609.760	609.760
**D	FIDELITY RUTLAND SQUARE TRUST II: STRATEGIC ADVISERS INT II F	0	582.676	582.676
**D	FIDELITY RUTLAND SQUARE TR II: STRAT ADV INT MULTI-MANAGER F	0	12.360	12.360
**D	FIDELITY RUTLAND SQUARETRUST II: STRATEGIC ADVISERS INT F	0	1.511.936	1.511.936
**D	BRUNEI INVESTMENT AGENCY	0	495.050	495.050
**D	JOHN HANCOCK VARIABLE INSURANCE TRUST UTILITIES TRUST	0	1.418.640	1.418.640
**D	WELLS FARGO GLOBAL DIVIDEND OPPORTUNITY FUND	0	4.000.000	4.000.000
**D	AB CANADA INTL VALUE EQUITY (CAP-WEIGHTED, UNHEDGED) FUND	0	78.900	78.900
**D	DUPONT PENSION TRUST	0	279.891	279.891
**D	JOHN HANCOCK VAR INS TRUST STRATEGIC EQUITY ALLOCATION TRUST	0	1.879.068	1.879.068
**D	JOHN HANCOCK FUNDS II STRATEGIC EQUITY ALLOCATION FUND	0	2.991.476	2.991.476
**D	PENSION BENEFIT GUARANTY CORPORATION	0	639.729	639.729
**D	US RETIREMENT TRUST	0	133.611	133.611
**D	PUTNAM DYNAMIC RISK ALLOCATION FUND	0	36.080	36.080
**D	PUTNAM VARIABLE TRUST - PUTNAM VT GLOBAL ASSET ALLOCATION F	0	31.021	31.021
**D	PUTNAM DYNAMIC ASSET ALLOCATION GROWTH FUND	0	889.131	889.131
**D	PUTNAM DYNAMIC ASSET ALLOCATION BALANCED FUND	0	584.119	584.119

55P



ENEL S.p.A.

Assemblea Ordinaria del 24 maggio 2018

24 maggio 2018 21.50.28

LISTA ESITO DELLE VOTAZIONE

Oggetto: Relazione sulla remunerazione

FAVOREVOLI

Badge	Ragione Sociale	Proprio	Delega	Totale
**D	PUTNAM DYNAMIC ASSET ALLOCATION CONSERVATIVE FUND	0	196.315	196.315
**D	PUTNAM GLOBAL UTILITIES FUND	0	1.395.108	1.395.108
**D	PUTNAM VARIABLE TRUST - PUTNAM VT GLOBAL UTILITIES FUND	0	562.311	562.311
**D	PUTNAM DYNAMIC ASSET ALLOCATION EQUITY FUND	0	32.071	32.071
**D	INTERNATIONAL PAPER CO COMMINGLED INVESTMENT GROUP TRUST	0	1.562.990	1.562.990
**D	LAZARD ASSET MANAGEMENT LLC	0	20.614	20.614
**D	LAZARD RETIREMENT GLOBAL DYNAMIC MULTI ASSET PORTFOLIO	0	259.930	259.930
**D	LAZARD MANAGED EQUITY VOLATILITY PORTFOLIO	0	20.040	20.040
**D	LAZARD INTERNATIONAL EQUITY ADVANTAGE PORTFOLIO	0	6.290	6.290
**D	LAZARD GLOBAL DYNAMIC MULTI ASSET PORTFOLIO	0	30.094	30.094
**D	LAZARD REAL ASSETS AND PRICING OPPORTUNITIES PORTFOLIO	0	3.598	3.598
**D	DEKA INVESTMENT GMBH FOR SFT 3-FONDS	0	139.646	139.646
**D	GAM INV MGMT(SWITZ) AG OBO DEUTSCHE(CH) I WORLD EQ SMARTFACTOR	0	155.000	155.000
**D	J & J PENSION FUND OFF	0	694.195	694.195
**D	MFS VARIABLE INSURANCE TRUST - MFS UTILITIES SERIES	0	7.817.910	7.817.910
**D	MFS BLENDED RESEARCH INTERNATIONAL EQUITY FUND	0	344.951	344.951
**D	MFS DEVELOPMENT FUNDS, LLC	0	1.818	1.818
**D	GOLDMAN SACHS TRST II-GOLDMAN SACHS MULTI-MNGR GLOBAL EQ FUND	0	14.064	14.064
**D	GOLDMAN SACHS TRUST - GOLDMAN SACHS GLOBAL MANAGED BETA FUND	0	24.646	24.646
**D	GOLDMAN SACHS TRUST - GOLDMAN SACHS GLOBAL INFRASTRUCTURE FUND	0	580.452	580.452
**D	GOLDMAN SACHS TRUST II GOLDMAN SACHS GOG PART INTL OPP FD	0	2.013.245	2.013.245
**D	INTERNATIONAL MONETARY FUND	0	437.799	437.799
**D	USAA GLOBAL EQUITY INCOME FUND	0	255.410	255.410
**D	USAA MSCI INTERNATIONAL VALDE MOMENTUM BLEND INDEX ETF	0	276.340	276.340
**D	ALLIANCEBERNSTEIN GLOBAL RISK ALLOCATION FUND INC	0	10.639	10.639
**D	ALLIANCEBERNST VAR PROD SER F INC.ALLIANCEB DYN ASSET ALL PTF	0	88.110	88.110
**D	AB VARIABLE PROD SERIES FD, INC.-AB BALANCED WEALTH STG PORTF	0	28.961	28.961
**D	JOHN HANCOCK LIFE AND HEALTH INSURANCE COMPANY	0	421.516	421.516
**D	INVECO V.I. GLOBAL CORE EQUITY FUND	0	346.563	346.563
**D	METROPOLITAN LIFE INSURANCE COMPANY	0	237.641	237.641
**D	THE MASTER TRUST BK OF JP LTD: HITACHI FOREIGN EQ INDEX MF	0	160.934	160.934
**D	SPDR MSCI WORLD QUALITY MIX FUND	0	1.302	1.302
**D	GMAM INVESTMENT FUNDS TRUST	0	231.148	231.148
**D	GMAM GROUP PENSION TRUST II	0	116.015	116.015
**D	IBM RETIREMENT PLAN	0	97.241	97.241
**D	INVECO INTERNATIONAL CORE EQUITY FUND	0	410.077	410.077
**D	THORNBURG INVESTMENT INCOME BUILDER FUND	0	18.590.971	18.590.971
**D	THORNBURG BETTER WORLD INTERNATIONAL FUND	0	281.894	281.894
**D	AMERICAN BUREAU OF SHIPPING	0	7.229	7.229
**D	PLYMOUTH COUNTY RETIREMENT ASSOCIATION	0	12.298	12.298
**D	PRINCIPAL GLOBAL INVESTORS COLLECTIVE INVESTMENT TRUST	0	486.408	486.408
**D	AB FUND N.Y.	0	1.194.598	1.194.598
**D	AMERICAN BEACON GROSVENOR LONG/SHORT FUND	0	15.254	15.254

508

ENEL S.p.A.

Assemblea Ordinaria del 24 maggio 2018

LISTA ESITO DELLE VOTAZIONE
 Oggetto: Relazione sulla remunerazione

FAVOREVOLI

Badge	Ragione Sociale	Proprio	Delega	Totale
**D	AMERICAN CENTURY WORLD MUTUAL FUNDS, INC. INTL VALUE F	0	30.580	30.580
**D	AMERICAN CENTURY WORLD MUTUAL FUNDS INC - NT INT VALUE FUND	0	436.711	436.711
**D	AMERICAN CENTURY RETIREMENT DATE TRUST	0	81.448	81.448
**D	AMERICAN CENTURY RETIREMENT DATE TRUST	0	90.233	90.233
**D	JP TR SERV BK LTD ATF MATB MSCI KOKUSAI INDEX MOTHER F	0	76.000	76.000
**D	AXA IM SMART MATCHING SOLUTIONS PUBLIC LIMITED COMPANY	0	393.100	393.100
**D	ALPINE GLOBAL INFRASTRUCTURE FUND	0	412.898	412.898
**D	ANIMA FUNDS PIC	0	150.300	150.300
**D	ANGELES GLOBAL EQUITY OPPORTUNITIES FUND LLC	0	750	750
**D	THE MASTER TR BK OF JP LTD ATF INVESCO DEV COUNT EQ INDEX M F	0	12.877	12.877
**D	THE MASTER TRUST BK OF JP LTD ATF INVESCO OVERSEAS EQ OPEN M	0	40.340	40.340
**D	PENSION FUND OF SUMITOMO MITSUI BANKING CORPORATION	0	206.917	206.917
**D	TOYOTA MOTOR PENSION FUND	0	7.640	7.640
**D	AQR STYLE PREMIA GLOB LONG ONLY EQT BETA 1 MSTR A/C, L.P.	0	17.093	17.093
**D	AQR FUNDS - AQR ALTERNATIVE RISK PREMIA FUND	0	154.418	154.418
**D	AQR MULTI-STYLE OFFSHORE FUND, L.P.	0	220.368	220.368
**D	AQR COLLECTIVE INVESTMENT TRUST	0	3.264	3.264
**D	AQR INTERNATIONAL EQUITY INTEGRATED ALPHA FUND, L.P.	0	4.360	4.360
**D	AQR INTERNATIONAL EQUITY EDGE FUND, L.P.	0	44.938	44.938
**D	AQR FUNDS - AQR INT RELAXED CONSTRAINT EQUITY FUND	0	33.210	33.210
**D	ARROWSTREET GLOBAL EQUITY ACWI TRUST FUND	0	600.300	600.300
**D	ARROWSTREET MULTI STRATEGY UMBRELLA PLC	0	183.603	183.603
**D	ARROWSTREET INTERNATIONAL EQUITY EAFE TRUST FUND	0	820.267	820.267
**D	ARROWSTREET INTERNATIONAL EQUITY ACWI EX US TRUST FUND	0	82.955	82.955
**D	AQR INTERNATIONAL EQUITY FUND II, L.P.	0	76.000	76.000
**D	AXA INVESTMENT MANAGERS DEUTSCHLAND GMBH FOR AXA EUROPA	0	32.000	32.000
**D	AXA INVESTMENT MANAGERS DEUTSCHLAND GMBH FOR AXA WELT	0	968.000	968.000
**D	AXA ROSENBERG EQUITY ALPHA TRUST	0	2.606.361	2.606.361
**D	STATE OF ALASKA RETIREMENT AND BENEFITS PLANS	0	584.181	584.181
**D	UNITED TECHNOLOGIES CORPORATION EMPLOYEE SAVINGS PLAN	0	141.278	141.278
**D	THE WALT DISNEY COMPANY RETIREMENT PLAN MASTER TRUST	0	44.600	44.600
**D	BROOKFIELD REAL ASSETS HYBRID MASTER FUND L.P.	0	226.743	226.743
**D	MERCER DIOCESE OF BROOKLYN GROWTH STRATEGY	0	78.250	78.250
**D	MERCER DIOCESE OF BROOKLYN LAY PENSION INVESTMENT TRUST	0	2.927.168	2.927.168
**D	SIEFORE XXI BANORTE CONS, SOC ANON DE CAPITAL VARIABLE	0	1.810.114	1.810.114
**D	TIAA-CREF FUNDS - ENHANCED INTERNATIONAL EQUITY INDEX FUND	0	837.144	837.144
**D	MET INVESTOR SERIES TRUST-ALLIANCE GLOBAL DYNAMIC ALL PTF	0	682.570	682.570
**D	MET INVESTORS SERIES TRUST- JPMORGAN GLOBAL ACTIVE ALL PTF	0	381.894	381.894
**D	CAPITAL GROUP GLOBAL EQUITY FUND	0	2.359.379	2.359.379
**D	CAPITAL GROUP INTERNATIONAL EQUITY FUND	0	4.431.528	4.431.528
**D	UAW RETIREE MEDICAL BENEFITS TRUST	0	344.351	344.351
**D	JANUS HENDERSON DIVIDEND + INCOME BUILDER FUND	0	14.194.827	14.194.827
**D	JANUSHENDERSON GLOBAL EQUITY INCOME FUND	0	86.807	86.807
**D	CENTRAL PROVIDENT FUND BOARD	0	0	0

501

ENEL S.p.A.

Assemblea Ordinaria del 24 maggio 2018

LISTA ESITO DELLE VOTAZIONE

Oggetto: Relazione sulla remunerazione

FAVOREVOLI

Badge	Ragione Sociale	Proprio	Delega	Totale
**D	FONDS PRIVE GPD ACTIONS INTERNATIONALES	0	143.500	143.500
**D	DESJARDINS TACTICAL BALANCED FUND	0	13.098	13.098
**D	CALVERT IMPACT FUND, INC. - CALVERT GLOBAL ENERGY SOLUTIONS FD	0	77.043	77.043
**D	CALVERT VP EAFE INTERNATIONAL INDEX PORTFOLIO	0	72.788	72.788
**D	CALVERT RESP INX SRS, INC.-CLVRT DVD MKT5 EX-U.S. RSP INX FD	0	90.939	90.939
**D	CAISSE DE DEPOT ET PLACEMENT DU QUEBEC	0	6.432.680	6.432.680
**D	THE REGENTS OF THE UNIVERSITY OF CALIFORNIA	0	6.175.168	6.175.168
**D	GAM INV MGMT (SWITZ) AG OB OF ETC ENERGY INFRASTRUCTURE FUND	0	315.000	315.000
**D	DEKA INVESTMENT GMBH FOR VEW-FONDS	0	111.426	111.426
**D	FIDELITY SELECT GLOBAL EQUITY INSTITUTIONAL TRUST	0	108.594	108.594
**D	FIDELITY SELECT INTERNATIONAL EQUITY INSTITUTIONAL TRUST	0	432.496	432.496
**D	FIDELITY SELECT GLOBAL PLUS ALL CAP EQUITY INSTLT TRUST	0	53.293	53.293
**D	FIDELITY SELECT GLOBAL CORE EQ PTF	0	80.092	80.092
**D	LORD ABBETT SERIES FUND, INC. - INTERNATIONAL CORE EQ PTF	0	849.388	849.388
**D	LORD ABBETT SECURITIES TRUST-LORD ABBETT INT CORE EQ F	0	449.612	449.612
**D	FEDX CORPORATION EMPLOYEES PENSION TRUST	0	13.495	13.495
**D	FIDELITY INVESTMENTS MONEY MANAGEMENT INC	0	143.168	143.168
**D	PARAMETRIC INTERNATIONAL EQUITY FUND	0	38.968	38.968
**D	EATON VANCE HEXAVEST GLOBAL EQUITY FUND	0	4.469	4.469
**D	EATON VANCE HEXAVEST INTERNATIONAL EQUITY FUND	0	85.638	85.638
**D	FRANKLIN TEMPLETON ETF TRUST - FRANKLIN FTSE EUROPE ETF	0	46.322	46.322
**D	FRANKLIN TEMPLETON ETF TRUST - FRANKLIN FTSE ITALY ETF	0	28.021	28.021
**D	FRANKLIN TEMPLETON ETF TRUST - FRANKLIN FTSE EUROPE HEDGED ETF	0	41.440	41.440
**D	TAX - MANAGED INTERNATIONAL EQUITY PORTFOLIO	0	1.448.934	1.448.934
**D	GENERAL ELECTRIC PENSION TRUST	0	68.775	68.775
**D	THE GENERAL MOTORS CANADA HOURLY PLAN TRUST	0	21.731	21.731
**D	GMO FUNDS PLC GMO GLOBAL EQUITY ALLOCATION INVESTMENT FUND	0	1.011.016	1.011.016
**D	GMO FUNDS PLC GLOBAL REAL RETURN (UCITS) FUND	0	23.809	23.809
**D	LAND BK OF TW IN ITS CAP AS MSTR CUS OF FR TEM SIN M-A INC B F	0	51.650	51.650
**D	MARQUIS INSTITUTIONAL GLOBAL EQUITY PORTFOLIO	0	56.032	56.032
**D	HAND COMPOSITE EMPLOYEE BENEFIT TRUST	0	61.049	61.049
**D	PIMCO BALANCED INCOME FUND (CANADA)	0	734.176	734.176
**D	AMERICAN FUNDS INSURANCE SERIES CAPITAL INCOME BUILDER	0	463.556	463.556
**D	ROCHE U.S. RETIREMENT PLANS MASTER TRUST	0	86.500	86.500
**D	CITY OF HOPE	0	61.500	61.500
**D	BECKMAN RESEARCH INSTITUTE OF THE CITY OF HOPE	0	40.400	40.400
**D	CITY OF HOPE NATIONAL MEDICAL CENTER	0	211.094	211.094
**D	HEXAVEST EAFE EQUITY FUND	0	36.710	36.710
**D	HEXAVEST ACWI EQUITY FUND	0	408.398	408.398
**D	HEXAVEST WORLD EQUITY FUND	0	36.500	36.500
**D	BROOKFIELD GLOBAL REAL ASSET FUND	0	157.558	157.558
**D	TRANSAMERICA JPMORGAN TACTICAL ALLOCATION VP	0	20.220	20.220
**D	MONY LIFE RETIREMENT INCOME SECURITYPLAN FOR EMPLOYEES	0	136.845	136.845
**D	TIFF INVESTMENT PROGRAM, INC - TIFF MULTI-ASSET FUND	0	0	0

562

LISTA ESITO DELLE VOTAZIONE
 Oggetto: Relazione sulla remunerazione

FAVOREVOLI

Badge	Ragione Sociale	Proprio	Delega	Totale
**D	TRANSAMERICA INTERNATIONAL EQUITY INDEX VP	0	7.985	7.985
**D	TRANSAMERICA AB DYNAMIC ALLOCATION VP	0	39.844	39.844
**D	KAISER FOUNDATION HEALTH PLAN, INC. RETIREE HEALTH AND WELF PLN	0	584.100	584.100
**D	TANGERINE BALANCED INCOME PORTFOLIO	0	15.679	15.679
**D	TANGERINE BALANCED PORTFOLIO	0	109.390	109.390
**D	TANGERINE BALANCED GROWTH PORTFOLIO	0	96.772	96.772
**D	TANGERINE EQUITY GROWTH PORTFOLIO	0	106.891	106.891
**D	STATE FARM MUTUAL FUND TRUST, INTERNATIONAL INDEX FUND	0	160.735	160.735
**D	MASSMUTUAL SELECT BLACKROCK GLOBAL ALLOCATION FUND	0	242.889	242.889
**D	LAZARD GLOBAL MANAGED VOLATILITY (CANADA) FUND	0	15.329	15.329
**D	MAINSTAY VP MFS UTILITIES PORTFOLIO	0	6.641.939	6.641.939
**D	TRANSAMERICA BLACKROCK GLOBAL ALLOCATION VP	0	777.417	777.417
**D	MM SELECT EQUITY ASSET FUND	0	140.487	140.487
**D	MM MSCI EAFE INTERNATIONAL INDEX FUND	0	126.174	126.174
**D	GMO INVESTMENTS ICAV/ GMO CLIMATE CHANGE INVESTMENT FUND	0	39.511	39.511
**D	GMO CLIMATE CHANGE FUND	0	101.605	101.605
**D	GMO TAX-MANAGED GLOBAL BALANCED PORTFOLIO	0	38.039	38.039
**D	LAZARD WILMINGTON GLOBAL MANAGED VOLATILITY PORTFOLIO	0	157.556	157.556
**D	GMO ALPHA ONLY FUND	0	53.699	53.699
**D	GMO INTERNATIONAL LARGE/MID CAP EQUITY FUND	0	19.380	19.380
**D	GMO INTERNATIONAL EQUITY FUND	0	6.734.184	6.734.184
**D	GMO TAX-MANAGED INTERNATIONAL EQUITIES FUND	0	130.904	130.904
**D	JANUS CAPITAL MANAGEMENT LLC	0	2.767	2.767
**D	JNL/MELLON CAPITAL EUROPEAN 30 FUND	0	2.135.258	2.135.258
**D	JNL/MELLON CAPITAL MSCI WORLD INDEX FUND	0	2.543.807	2.543.807
**D	PENSIONSKASSE JOHNSON & JOHNSON SCHWEIZ	0	70.673	70.673
**D	INTECH INTERNATIONAL EQUITY FUND LLC	0	809.603	809.603
**D	SUNAMERICA SERIES TRUST TELECOM UTILTY PORTFOLIO	0	40.818	40.818
**D	SUNAMERICA SERIES TRUST SA LEGG MASON TACTICAL OPPOR PORTFOLIO	0	26.010	26.010
**D	SEASONS SERIES TRUST SA PUTNAM ASSET ALL DIV GROWTH PTF	0	213.929	213.929
**D	SUNAMERICA SERIES TRUST SA JPMORGAN BALANCED PORTFOLIO	0	1.055	1.055
**D	SEASONS SERIES TRUST SA MULT-MANAGED INT EQUITY PTF	0	40.570	40.570
**D	SUNAMERICA SERIES TRUST- SA BLACKROCK VCP GLO MUL ASSET PTF	0	87.935	87.935
**D	STATE STREET GLOBAL EQUITY EX-US INDEX PORTFOLIO	0	98.653	98.653
**D	STATE STREET DISCIPLINED GLOBAL EQUITY PORTFOLIO	0	118.118	118.118
**D	STATE STREET INTERNATIONAL DEVELOPED EQUITY INDEX PORTFOLIO	0	703.948	703.948
**D	DEUTSCHE EAFE EQUITY INDEX FUND	0	5.469	5.469
**D	INVESCO GLOBAL CORE EQUITY FUND	0	1.613.149	1.613.149
**D	KP INTERNATIONAL EQUITY FUND	0	28.676	28.676
**D	KANSAS PUBLIC EMPLOYEES RETIREMENT SYSTEM	0	3.904.438	3.904.438
**D	CAYMAN ISLANDS CHAMBER OF COMMERCE PENSION FUND	0	143.395	143.395
**D		0	1.788.396	1.788.396
**D		0	65.945	65.945

LISTA ESITO DELLE VOTAZIONE

Oggetto: Relazione sulla remunerazione

FAVOREVOLI

Badge	Ragione Sociale	Proprio	Delega	Totale
**D	RHUMBLINE INTERNATIONAL POOLED INDEX TRUST	0	104.420	104.420
**D	LOS ANGELES COUNTY EMPLOYEES RETIREMENT ASSOCIATION	0	1.105.790	1.105.790
**D	SPDR MSCI ACWI IMI ETF	0	16.473	16.473
**D	SPDR MSCI EAFE STRATEGICFACTORS ETF	0	85.297	85.297
**D	SPDR MSCI WORLD QUALITY MIX ETF	0	3.728	3.728
**D	HARTFORD MULTIFACTOR DEVELOPED MARKETS (EX-US) ETF	0	21.075	21.075
**D	LAZARD GLOBAL INVESTMENT FUNDS PUBLIC LIMITED COMPANY	0	9.668	9.668
**D	ALLIANCEBERNSTEIN INTERNATIONAL ALL-COUNTRY PASSIVE SERIES	0	39.639	39.639
**D	MARYLAND STATE RETIREMENT & PENSION SYSTEM	0	801.610	801.610
**D	THE PRUDENTIAL INSURANCE COMPANY OF AMERICA	0	656.131	656.131
**D	PRUDENTIAL TRUST CO MASTER COMMINGLED INV F FOR TAX EXEMPT TR	0	136.550	136.550
**D	MDPIM INTERNATIONAL EQUITY INDEX POOL	0	53.069	53.069
**D	MD INTERNATIONAL VALUE FUND	0	273.237	273.237
**D	MD EQUITY FUND	0	402.577	402.577
**D	MDPIM INTERNATIONAL EQUITY POOL	0	2.007.491	2.007.491
**D	MERCER INTERNATIONAL EQUITY FUND	0	34.148	34.148
**D	MGI FUNDS PLC	0	1.457.447	1.457.447
**D	MERCER QIF CCF	0	6.114.359	6.114.359
**D	MERCER GLOBAL EQUITY FUND	0	268.396	268.396
**D	LOCKHEED MARTIN CORP DEFINED CONTRIBUTION PLAN MASTER TRUST	0	89.465	89.465
**D	TWCT, LLC	0	50.025	50.025
**D	TWCT II, LLC	0	70.062	70.062
**D	BRIGHTHOUSE FUNDS TRUST I - PANAGORA GLOBAL DIV RISK PORTFOLIO	0	11.684	11.684
**D	JANUS HENDERSON INTERNATIONAL MANAGED VOLATILITY FUND	0	8.368	8.368
**D	NUVEEN REAL ASSET INCOME FUND	0	1.150.391	1.150.391
**D	NUVEEN REAL ASSET INCOME AND GROWTH FUND	0	411.296	411.296
**D	NORTHROP GRUMMAN CORPORATION VEBI MASTER TRUST I	0	26.125	26.125
**D	TEXAS MUNICIPAL RETIREMENT SYSTEM	0	464.275	464.275
**D	NUVEEN GLOBAL INFRASTRUCTURE FUND	0	400.582	400.582
**D	BURROUGHS WELLCOME FUND	0	93.115	93.115
**D	STATE OF NEW JERSEY COMMON PENSION FUND D	0	3.987.454	3.987.454
**D	CAPITAL GUARDIAN TRUST CO STATUTORY	0	4.029.431	4.029.431
**D	CAPITAL GUARDIAN TRUST CO RAS/RECLAIM ELIGIBLE	0	404.750	404.750
**D	NEW SHIPS, INC. PENSION MASTER TRUST	0	439.542	439.542
**D	LAZARD GLOBAL BALANCED INCOME FUND	0	5.025	5.025
**D	LAZARD GLOBAL LOW VOLATILITY FUND	0	17.713	17.713
**D	CITY OF NEW YORK GROUP TRUST	0	166.190	166.190
**D	CITY OF NEW YORK GROUP TRUST	0	2.445.738	2.445.738
**D	PIMCO EQUITY SERIES:PIMCO RAFI DYNAMIC MULTI-FACTOR INT EQ ETF	0	19.305	19.305
**D	COSMOPOLITAN INVESTMENT FUND	0	653.895	653.895
**D	PIMCO FUNDS GLOBAL INVESTORS SERIES PLC	0	370.572	370.572
**D	PIMCO RAE FUNDAMENTAL INTERNATIONAL FUND LLC	0	1.139.615	1.139.615
**D	PIMCO EQUITY SERIES: PIMCO DIVIDEND AND INCOME FUND	0	290.957	290.957

LISTA ESITO DELLE VOTAZIONE

Oggetto: Relazione sulla remunerazione

FAVOREVOLI

Badge	Ragione Sociale	Proprio	Delega	Totale
**D	PIMCO EQUITY SERIES: PIMCO RAE FUNDAMENTAL INTERNATIONAL FUND	0	564.880	564.880
**D	PRINCIPAL LIFE INSURANCE COMPANY	0	2.816.279	2.816.279
**D	PRINCIPAL DIVERSIFIED REAL ASSET CIT	0	384.995	384.995
**D	ARROWSTREET (CANADA) INTL DEVELOPED MARKET EX US FUND I	0	116.352	116.352
**D	THE UNIVERSITY OF HONG KONG	0	33.420	33.420
**D	RETIREMENT & SEC PROG. & SAVNGS PLN OF NTCA & ITS MBSR MSTR TST	0	276.481	276.481
**D	INTEL CORPORATION RETIREE MEDICAL PLAN TRUST	0	49.044	49.044
**D	ALASKA COMMON TRUST FUND	0	248.397	248.397
**D	GREYSTONE INTERNATIONAL INCOME AND GROWTH FUND	0	283.300	283.300
**D	GREYSTONE GLOBAL INCOME + GROWTH FUND	0	85.232	85.232
**D	PANAGORA DYNAMIC GLOBAL EQUITY (EX TOBACCO) FUND	0	1.459.325	1.459.325
**D	THRIVENT PARTNER WORLDWIDE ALLOCATION FUND	0	223.754	223.754
**D	THRIVENT PARTNER WORLDWIDE ALLOCATION PORTFOLIO	0	479.150	479.150
**D	HONG KONG HOUSING SOCIETY	0	342.359	342.359
**D	GOV OF HM THE SULTAN AND YANG DI-PERTUAN OF BRUNEI DARUSSALAM	0	366.577	366.577
**D	HOME AFFAIRS UNIFORMED SERVICES (INVEST FUND)	0	24.476	24.476
**D	BANK OF KOREA	0	791.822	791.822
**D	BIMCOR GLOBAL EQUITY POOLED FUND	0	124.023	124.023
**D	GOVERNMENT OF THE PROVINCE OF ALBERTA	0	69.500	69.500
**D	GOVERNMENT OF THE REPUBLIC OF SINGAPORE	0	19.172	19.172
**D	ASIAN DEVELOPMENT BANK	0	603.535	603.535
**D	DESJARDINS DEVEL EX-USA EX-CANADA MULTIF - CONTROLLED VOL ETF	0	15.668	15.668
**D	SSGA MSCI ACWI EX-USA INDEX NON-LENDING DAILY TRUST	0	174.679	174.679
**D	CHANG HWA COMM BK LTD, CAP AMC OF NOMURA GLB CLIM CHN F	0	36.482	36.482
**D	HONG KONG HOUSING AUTHORITY	0	7.058	7.058
**D	GAM INVESTMENT MANAGEMENT (SWITZERLAND) AG	0	418.088	418.088
**D	GAM INVST MANAG (SWITZ) AG VI VORSORGEINV VI CORE AKTN AUSLAND	0	8.760	8.760
**D	STATE STREET IRELAND UNIT TRUST	0	1.929.323	1.929.323
**D	GAM INV MGMT (SWITZ) AG ON BEHALF OF SWIF EUROPE EQUITY INDEX	0	15.220	15.220
**D	SSGA SPDR ETFs EUROPE I PUBLIC LIMITED COMPANY	0	1.053.402	1.053.402
**D	SSGA SPDR ETFs EUROPE II PUBLIC LIMITED COMPANY	0	1.152.624	1.152.624
**D	SIR DAVID TRENCH FUND FOR RECREATION	0	21.213	21.213
**D	SUNSUPER SUPERANNUATION FUND	0	276.587	276.587
**D	SUPERVALU INC. MASTER INVESTMENT TRUST	0	15.936	15.936
**D	ROMAN CATHOLIC BISHOP OF SPRINGFIELD A CORPORATION SOLE	0	8.322	8.322
**D	DELTA SHARES S+P INTERNATIONAL MANAGED RISK ETF	0	109.107	109.107
**D	TEACHER RETIREMENT SYSTEM OF TEXAS	0	10.822.045	10.822.045
**D	TENNESSEE CONSOLIDATED RETIREMENT SYSTEM	0	5.291.047	5.291.047
**D	AXA SWISS INSTITUTIONAL FUND - EQUITIES GLOBAL EX SWITZERLAND	0	34.000	34.000
**D	FINEBRIDGE GLOBAL FUNDS	0	2	2
**D	CHANG HWA COMM BK AS MC OF NOMURA EUROPE HIGH DIVIDEND FUND	0	62.607	62.607
**D	UBS (IRL) ETF PLC	0	265.014	265.014
**D	SOUTH CALIF UTD FOOD & COMM WK UN & FOOD EMPL JOINT PENS TR F	0	962.711	962.711



LISTA ESITO DELLE VOTAZIONE
Oggetto: Relazione sulla remunerazione

FAVOREVOLI

Badge	Ragione Sociale	Proprio	Delega	Totale
**D	CAPITAL GROUP INTERNATIONAL EQUITY FUND (CANADA)	0	481.918	481.918
**D	CAPITAL GROUP CANADIAN FOCUSED EQUITY FUND (CANADA)	0	116.060	116.060
**D	VANGUARD FTSE DEVELOPED EUROPE ALL CAP INDEX ETF	0	167.247	167.247
**D	VANGUARD FTSE DEVELOPED ALL CAP EX NORTH AMERICA INDEX ETF	0	190.349	190.349
**D	VANGUARD DEVEL ALL-CAP EX NORTH AMERICA EQT IND POOLED FUND	0	10.778	10.778
**D	VANGUARD GLOBAL MOMENTUM FACTOR ETF	0	7.095	7.095
**D	VANGUARD GLOBAL VALUE FACTOR ETF	0	7.132	7.132
**D	VANGUARD INVESTMENTS II COMMON CONTRACTUAL FUND	0	567.975	567.975
**D	VANGUARD INVESTMENTS COMMON CONTRACTUAL FUND	0	730.868	730.868
**D	VANGUARD FTSE DEVELOPED EUROPE INDEX ETF	0	23.268	23.268
**D	WINTON UCITS FUNDS PLC	0	103.655	103.655
**D	WELLS FARGO BK DECL OF TR EST INV FUNDS FOR EMPLOYEE BEN TR	0	243.785	243.785
**D	WELLS FARGO DIVERSIFIED INTERNATIONAL FUND	0	94.000	94.000
**D	WELLS FARGO MASTER TRUST INTERNATIONAL VALUE PORTFOLIO	0	1.706.600	1.706.600
**D	WISDOMTREE ISSUER PUBLIC LIMITED COMPANY	0	174.198	174.198
**D	WILMINGTON TRUST, NATIONAL ASSOCIATION	0	115.140	115.140
**D	WSIB INVESTMENTS (PUBLIC EQUITIES) POOLED FUND TRUST	0	2.284.730	2.284.730
**D	DIVERSIFIED MARKETS (2010) POOLED FUND TRUST	0	83.360	83.360
**D	WASHINGTON STATE INVESTMENT BOARD	0	13.738.755	13.738.755
**D	WISDOMTREE DYNAMIC CURRENCY HEDGED EUROPE EQUITY FUND	0	48.892	48.892
**D	WISDOMTREE DYNAMIC CURRENCY HEDGED INTERNL EQUITY FUND	0	446.400	446.400
**D	WISDOMTREE INTERNATIONAL HIGH DIVIDEND FUND	0	529.657	529.657
**D	WISDOMTREE INTERNATIONAL EQUITY FUND	0	821.080	821.080
**D	WISDOMTREE GLOBAL HIGH DIVIDEND FUND	0	40.402	40.402
**D	WISDOMTREE INTERNATIONAL DIVIDEND EX-FINANCIALS FUND	0	509.622	509.622
**D	WISDOMTREE INTERNATIONAL LARGE CAP DIVIDEND FUND	0	590.552	590.552
**D	NEW YORK STATE TEACHERS RETIREMENT SYSTEM	0	3.932.221	3.932.221
**D	PRUDENTIAL RETIREMENT INSURANCE & ANNUITY COMPANY	0	383.325	383.325
**D	MANULIFE ASSET MANAGEMENT INTERNATIONAL EQUITY INDEX POOLED F	0	269.024	269.024
**D	GAM INV MGT(SWI)AG OBO ZUR INV IN FDS-ZIF AKTIEN EUROPA PASSIV	0	312.149	312.149
**D	GAM INV MGMT(SWITZ)AG OBO ZURICH INVEST INSTITUTIONAL FUNDS	0	2.775.611	2.775.611
**D	ZURICH INVEST ICAV	0	259.095	259.095
**D	SS BK AND TRUST COMPANY INV FUNDS FOR TAXEXEMPT RETIREMENT PL	0	34.657.280	34.657.280
**D	SSGA INTERNATIONAL ALPHA NON-LENDING QP COMMON TRUST FUND	0	8.236	8.236
**D	SSGA RUSSELL FD GL EX-US INDEX NONLENDING QP COMMON TRUST FUND	0	184.602	184.602
**D	SSGA FTSE RAFI DEVELOPED 1000 INDEX NON-LENDING COMMON TR F	0	217.053	217.053
**D	STATE STREET GLOBAL MANAGED VOL ALPHA NON-LENDING COM TRUST FD	0	178.194	178.194
**D	SS FTSE DEV COMPREHENSIVE FACTOR IND NON-LENDING COMMON TRU FD	0	125.740	125.740
**D	STATE STREET SP GIO INFRA INDEX NON-LENDING COMMON TRUST FUND	0	1.419.392	1.419.392
**D	STATE STREET RAFI DEVELOP EX-US INDEX NON-LENDING COMMON TR FD	0	36.413	36.413
**D	SSGA MSCI EUROPE SCREENED INDEX NON-LENDING COMMON TRUST FUND	0	841.101	841.101
**D	MSCI EAFE PROV SCREENED INDEX NON - LENDING COMMON TR FUND	0	76.247	76.247
**D	INVESTEC GLOBAL STRATEGY FUND	0	11.133.081	11.133.081

566

ENEL S.p.A.



Assemblea Ordinaria del 24 maggio 2018

LISTA ESITO DELLE VOTAZIONE
 Oggetto: Relazione sulla remunerazione

FAVOREVOLI

Badge	Regione Sociale	Proprio	Delega	Totale
**D	STATE STREET GLOBAL ADVISORS LUXEMBOURG SICAV	0	6.264.706	6.264.706
**D	AXA WORLD FUNDS	0	80.033	80.033
**D	BLACKROCK STRATEGIC FUNDS	0	514.597	514.597
**D	BLACKROCK GLOBAL INDEX FUNDS	0	603.738	603.738
**D	INDEXIQ	0	383.384	383.384
**D	GOLDMAN SACHS FUNDS	0	6.064.526	6.064.526
**D	GOLDMAN SACHS FUNDS II	0	1.314.135	1.314.135
**D	NEXTAM PARTNERS	0	109.666	109.666
**D	MFS MERIDIAN FUNDS	0	15.617	15.617
**D	KIEGER FUND I	0	11.429	11.429
**D	GAM MULTISTOCK	0	72.357	72.357
**D	SGKB (LUX) FUND	0	7.493	7.493
**D	MULTIFLEX SICAV	0	654.291	654.291
**D	UBS ETF-UBS-ETF DJ EURO STOXX 50	0	1.713.224	1.713.224
**D	UBS ETF	0	7.199.774	7.199.774
**D	UBS ETF	0	278.979	278.979
**D	UBS ETF	0	1.253.158	1.253.158
**D	UBS ETF	0	243.647	243.647
**D	UBS ETF	0	101.840	101.840
**D	UBS ETF	0	75.129	75.129
**D	UBS ETF	0	728.292	728.292
**D	UBS ETF	0	2.218.523	2.218.523
**D	UBS ETF	0	1.019.664	1.019.664
**D	UBS ETF	0	1.076.233	1.076.233
**D	UBS ETF	0	2.314.829	2.314.829
**D	UBS ETF	0	42.004.576	42.004.576
**D	ISHARES MSCI ACWI ETF	0	7.386.801	7.386.801
**D	ISHARES MSCI ACWI EX US ETF	0	1.119.295	1.119.295
**D	ISHARES EUROPE ETF	0	21.885.829	21.885.829
**D	ISHARES MSCI EAFE ETF	0	14.270.625	14.270.625
**D	ISHARES MSCI EAFE VALUE ETF	0	31.770	31.770
**D	ISHARES GLOBAL UTILITIES ETF	0	10.547.456	10.547.456
**D	ISHARES INTERNATIONAL SELECT DIVIDEND ETF	0	3.010.925	3.010.925
**D	ISHARES MSCI DEVELOPED WORLD INDEX FUND	0	178.897	178.897
**D	BLACKROCK INST TRUST CO NA INV FUNDSFOR EMPLOYEE BENEFIT TR	0	770.286	770.286
**D	ISHARES CORE MSCI EAFE ETF	0	26.831.978	26.831.978
**D	ISHARES CORE MSCI TOTAL INTERNATIONAL STOCK ETF	0	3.127.180	3.127.180
**D	ISHARES CORE MSCI INTERNATIONAL DEVELOPED MARKETS ETF	0	340.823	340.823
**D	ISHARES MSCI WORLD ETF	0	107.319	107.319
**D	ISHARES CORE MSCI EAFE IMI INDEX ETF	0	651.439	651.439
**D	ISHARES MSCI EUROPE IMI INDEX ETF	0	220.313	220.313
**D	ISHARES CORE MSCI EUROPE ETF	0	2.075.927	2.075.927
**D	ISHARES MSCI EAFE ESG OPTIMIZED ETF	0	202.671	202.671

564



ENEL S.p.A.

LISTA ESITO DELLE VOTAZIONE
 Oggetto: Relazione sulla remunerazione

FAVOREVOLI

Badge	Ragione Sociale	Proprio	Delega	Totale
**D	ISHARES EDGE MSCI INTL VALUE FACTOR ETF	0	174.385	174.385
**D	ISHARES EDGE MSCI INTL SIZE FACTOR ETF	0	1.649	1.649
**D	ISHARES INTERNATIONAL FUNDAMENTAL INDEX ETF	0	138.967	138.967
**D	ISHARES GLOBAL MONTHLY DIVIDEND INDEX ETF (CAD-HEDGED)	0	35.699	35.699
**D	CONNECTICUT GENERAL LIFE INSURANCE COMPANY	0	22.203	22.203
**D	THRIFT SAVINGS PLAN	0	25.882.048	25.882.048
**D	BLACKROCK CDN MSCI EAFE EQUITY INDEX FUND	0	3.011.799	3.011.799
**D	BLACKROCK CDN WORLD INDEX FUND	0	216.527	216.527
**D	BLACKROCK CDN MSCI EAFE INDEX PLUS FUND	0	57.743	57.743
**D	ISHARES MSCI EAFE INTERNATIONAL INDEX FUND	0	6.442.206	6.442.206
**D	BLACKROCK UTILITY AND INFRASTRUCTURE TRUST	0	2.947.617	2.947.617
**D	RUSSELL DEVELOPED EX-U.S. LARGE CAP INDEX FUND B	0	51.586	51.586
**D	MSCI EQUITY INDEX FUND B-ITALY	0	8.915	8.915
**D	MSCI ACWI EX-U.S. INTL INDEX FUND B2	0	2.261.244	2.261.244
**D	EUROPEX-CONTRVERSIAL WEAPONS EQUITY INDEX FUND B	0	366.841	366.841
**D	TRUST FOR RETIR MED, DENT & LIFE INS ARMY&AIR FORCE EXCH	0	24.838	24.838
**D	THE RETIREMENT ANN PL FOR EMP OF THE ARMY&AIR FORCE EX SERV	0	195.664	195.664
**D	MASTER TRUST FOR CERTAIN TAX-QUAL BECHTEL RETIREMENT PLANS	0	450.904	450.904
**D	SSGA INTERNATIONAL STOCK SELECTION FUND	0	341.383	341.383
**D	IBM 401K PLUS PLAN	0	94.281	94.281
**D	INVERSCO INTERNATIONAL EQUITY TRUST	0	1.490.904	1.490.904
**D	GENERAL CONFERENCE CORPORATION OF SEVENTH DAY ADVENTISTS	0	62.509	62.509
**D	DIGNITY HEALTH	0	320.711	320.711
**D	DIGNITY HEALTH RETIREMENT PLAN TRUST	0	279.553	279.553
**D	BRISTOL COUNTY RETIREMENT SYSTEM	0	470.209	470.209
**D	COLLEGE RETIREMENT EQUITIES FUND	0	31.246	31.246
**D	COLLEGE RETIREMENT EQUITIES FUND	0	8.275.749	8.275.749
**D	TIIA-CREF INTERNATIONAL EQUITY INDEX FUND	0	826.586	826.586
**D	CONAGRA FOODS MASTER PENSION TRUST	0	6.691.672	6.691.672
**D	PACE INTERNATIONAL EQUITY INVESTMENTS	0	585.335	585.335
**D	MERCY HEALTH	0	2.145.632	2.145.632
**D	BOSTON RETIREMENT SYSTEM	0	186.232	186.232
**D	BRIGHTHOUSE FUNDS TRUST II - METLIFE MSCI EAFE INDEX PTF	0	640.770	640.770
**D	STATE OF MINNESOTA	0	602.326	602.326
**D	ALAMEDA COUNTY EMPLOYEES' RETIREMENT ASSOCIATION	0	4.869.088	4.869.088
**D	SPDR MSCI ACWI EX-US ETF	0	5.709.151	5.709.151
**D	SPDR S&P GLOBAL INFRASTRUCTURE ETF	0	549.347	549.347
**D	SPDR S&P WORLD (EX-US) ETF	0	888.360	888.360
**D	ORANGE COUNTY EMPLOYEES RETIREMENT SYSTEM	0	998.857	998.857
**D	CONSOLIDATED EDISON RETIREMENT PLAN	0	1.122.674	1.122.674
**D	ONTARIO TEACHERS PENSION PLAN BOARD	0	1.947.991	1.947.991
**D	UNIVERSAL INVESTMENT FUNDS	0	2.803.136	2.803.136
**D		0	220.339	220.339



568

LISTA ESITO DELLE VOTAZIONE
 Oggetto: Relazione sulla remunerazione

FAVOREVOLI

Badge	Ragione Sociale	Proprio	Delega	Totale
**D	SACRAMENTO COUNTY EMPLOYEES RETIREMENT SYSTEM	0	1.122.600	1.122.600
**D	MERCY HEALTH RETIREMENT TRUST	0	47.813	47.813
**D	SPDR DJ EURO STOXX 50 ETF	0	11.437.829	11.437.829
**D	INTERNATIONAL ALPHA SELECT COMMON TRUST FUND	0	27.568	27.568
**D	COMMON TRUST ITALY FUND	0	7.478.009	7.478.009
**D	WORLD INDEX OLUS SECURITIES LENDING COMMON TRUST FUND	0	110.967	110.967
**D	STATE STREET TOTAL RETURN V.I.S. FUND	0	219.776	219.776
**D	ISHARES II PUBLIC LIMITED COMPANY	0	24.019.970	24.019.970
**D	ISHARES PUBLIC LIMITED COMPANY	0	4.079.854	4.079.854
**D	ISHARES V PUBLIC LIMITED COMPANY	0	257.288	257.288
**D	ISHARES III PUBLIC LIMITED COMPANY	0	2.917.794	2.917.794
**D	ISHARES VI PUBLIC LIMITED COMPANY	0	54.751	54.751
**D	ISHARES IV PUBLIC LIMITED COMPANY	0	3.295.878	3.295.878
**D	ISHARES VII PLC	0	18.595.876	18.595.876
**D	IBN AMRO MULTI-MANAGER FUNDS	0	6.958.996	6.958.996
**D	BLACKROCK AM DE AG FOR ISHARES EURO STOXX 50 UCITS ETF (DE)	0	26.413.848	26.413.848
**D	BLACKROCK AM DE FOR ISHARES EURO STOXX UCITS ETF (DE)	0	2.826.126	2.826.126
**D	BLACKROCK AM DE FOR ISHS STOXX EUROPE LARGE 200 UCITS ETF (DE)	0	81.959	81.959
**D	BLACKROCK AM DE FOR ISHARES STOXX EUROPE 600 UCITS ETF (DE)	0	6.432.865	6.432.865
**D	ISHARES I INV MIT TGV F ISHS ST EUROPE 600 UTILITIES UCITS ETF	0	8.780.129	8.780.129
**D	MONETARY AUTHORITY OF SINGAPORE	0	75.150	75.150
**D	THE TRUSTEES OF NEW AIRWAYS PENSION SCHEME	0	2.524.510	2.524.510
**D	BLACKROCK AM SCHWEIZ AG OBO BIFS WORLD EX SWITZ EQ INDEX FUND	0	161.750	161.750
**D	AQR FUNDS- AQR STYLE PREMIA ALTERNATIVE FUND	0	5.168.187	5.168.187
**D	MAINSTAY MACKAY INTERNATIONAL OPPORTUNITIES FUND	0	1.284.033	1.284.033
**D	AQR FUNDS - AQR EQUITY MARKET NEUTRAL FUND	0	2.913.021	2.913.021
**D	AQR FUNDS - AQR STYLE PREMIA ALTERNATIVE LV FUND	0	205.867	205.867
**D	AQR FUNDS - AQR LONG SHORT EQUITY FUND	0	7.702.895	7.702.895
**D	AQR R.C. EQUITY AUSTRALIA FUND	0	28.724	28.724
**D	ARAB BANK FOR ECONOMIC DEVELOPMENT IN AFRICA	0	577.976	577.976
**D	MANAGED PENSION FUNDS LIMITED	0	5.483.402	5.483.402
**D	INVESTEC FUND MANAGERS SA LIMITED	0	23.284	23.284
**D	FAMILY INVESTMENTS GLOBAL ICVC FAMILY BALANCED INT FUND	0	221.408	221.408
**D	HSBC AS TRUSTEE FOR SSGA EUROPE EX UK EQUITY TRACKER FUND	0	167.529	167.529
**D	BNY MELLON TR+DEP ATF ST. JAMES'S PLACE GLOBAL EQ UNIT TR	0	6.241.549	6.241.549
**D	THE TRUSTEES OF THE GE UK PENSION COMMON INVESTMENT FUND	0	471.677	471.677
**D	BNY MELLON TRUST+DEP (UK) LTD ATF ST. JS PLACE STRA INC UNIT I	0	135.564	135.564
**D	UBS IQ MSCI WORLD EX AUSTRALIA ETHICAL ETF	0	338.967	338.967
**D	UBS IQ MSCI EUROPE ETHICAL ETF	0	7.295	7.295
**D	PEOPLE'S BANK OF CHINA	0	7.598	7.598
**D	COMPUTERSHARE SPA RAPPRESENTANTE DESIGNATO EX ART. 135 UNDECIES TUF NELLA PERSONA DI CICCIRIELLO VERONICA	0	8.782.335	8.782.335
7280		0	1.520	1.520

SGP

ENEL S.p.A.

Assemblea Ordinaria del 24 maggio 2018

LISTA ESITO DELLE VOTAZIONE
Oggetto: Relazione sulla remunerazione

Badge	Ragione Sociale	Totale voti
7352	ROSSI AGOSTINO	5.456.944,541
7389	BUONO FRANCESCO	87,452000
		53,674794

FAVOREVOLI

Proprio	Delega	Totale
0	8.698	8.698
2.401	0	2.401

Azionisti: 2.234
 Azionisti in proprio: 4
 Azionisti in delega: 4

11
2.230

Pagina 53

570

LISTA ESITO DELLE VOTAZIONE
 Oggetto: Relazione sulla remunerazione

CONTRARI

Badge	Ragione Sociale	Proprio	Delega	Totale
6006	GARRI GERARDINO	2	12	14
DE*	BLOCKCHAIN GOVERNANCE	0	1	1
RL*	D & C GOVERNANCE SRL	1	0	1
DE*	INVESTIMENTI SUD ITALIA SRL	0	1	1
6103	MARTELLI MELANIA	1	1	2
6394	DORI CARLO	300	0	300
7131	AGOSTINI ANTONIO	0	0	0
**D	MORGAN STANLEY INVESTMENT FUNDS	0	203.471	203.471
**D	BAYERNINVEST KVGMBH	0	161.466	161.466
**D	UNION INVESTMENT INSTITUTIONAL GMBH	0	6.108.727	6.108.727
**D	DKB EUROPA FONDS BAYERNINVEST LUXEMBOURG	0	164.142	164.142
**D	HELABA INVEST KAPITALANLAGEGESELLSCHAFT MBH	0	370.000	370.000
**D	BAYERNINVEST KVG MBH	0	4.418.803	4.418.803
**D	ERI BAYERNINVEST FONDS AKTIEN EUROPA	0	363.766	363.766
**D	BAYERNINVEST WPW FONDS	0	653.139	653.139
**D	BAYERN-INVEST LIBI-FONDS	0	173.938	173.938
**D	SONDERVERMOGEN AVAW INKA	0	342.156	342.156
**D	SONDERVERMOGEN ELKB INKA	0	8.740	8.740
**D	VAD INKA	0	620.200	620.200
**D	SONDERVERMOGEN VIM	0	162.833	162.833
**D	SONDERVERMOGEN DIM	0	100.000	100.000
**D	SONDERVERMOGEN TINIESA	0	129.400	129.400
**D	SONDERVERMOGEN PKMF INKA	0	149.685	149.685
**D	INTERNATIONALE KAPITALANLAGEGESELLSCHAFTMBH	0	909.267	909.267
**D	SONDERVERMOGEN APN-MF	0	488.318	488.318
**D	STL GLOBAL ACTIVE PICKS	0	200.000	200.000
**D	STL SHORT TERM ISDE	0	130.000	130.000
**D	SONDERVERMOGEN AVS-MF	0	175.300	175.300
**D	SONDERVERMOGEN SPEICHERSTADT INKA	0	8.650	8.650
**D	SONDERVERMOGEN MIR II INKA	0	36.725	36.725
**D	SONDERVERMOGEN UKNRW INKA	0	18.785	18.785
**D	SONDERVERMOGEN RANW-II-INKA	0	227.200	227.200
**D	SCHOLLER-STIFTUNGSFONDS I AKTIEN	0	50.455	50.455
**D	SONDERVERMOGEN DEVIF FONDS NR.50	0	640.000	640.000
**D	SONDERVERMOGEN RHEA VI	0	75.000	75.000
**D	ARC I - FONDS SEGMENT I - AKTIEN EUROPA	0	353.654	353.654
**D	SONDERVERMOGEN FONDS CCS	0	29.595	29.595
**D	SONDERVERMOGEN ELK INTERIM	0	9.164	9.164
**D	ALLIANZ FAD EUROPE HIGH DIVIDEND	0	1.626.620	1.626.620
**D	SONDERVERMOGEN IMB	0	17.835	17.835
**D	SONDERVERMOGEN ALLIANZGI-FONDS DSW-CO	0	47.044	47.044
**D	SONDERVERMOGEN ALLIANZGI-FONDS DSW-DREFONDS	0	68.591	68.591
**D	SONDERVERMOGEN ALLIANZGI-FONDS DHCO	0	28.772	28.772

SA

LISTA ESITO DELLE VOTAZIONE
 Oggetto: Relazione sulla remunerazione

CONTRARI

Badge	Ragione Sociale	Proprio	Delega	Totale
**D	SONDERVERMOGEN ALLIANZGI-FONDS DEW-CO	0	34.656	34.656
**D	SONDERVERMOEGEN GVBK	0	731.119	731.119
**D	SONDERVERMOEGEN BS-FONDS	0	44.079	44.079
**D	SONDERVERMOEGEN ALLIANZGI-FONDS VBE	0	589.925	589.925
**D	SONDERVERMOEGEN HP VIII	0	474.985	474.985
**D	ALLIANZ EQ EU RCM BEST STYLES	0	583.984	583.984
**D	ALLIANZ GLR EM AGI EUR HIGH DIVIDEND	0	1.968.160	1.968.160
**D	SONDERVERMOEGEN TOSCA II	0	111.828	111.828
**D	SONDERVERMOEGEN FALSTAFF	0	30.000	30.000
**D	ALLIANZ CGI EQ BEST STYLES	0	960.216	960.216
**D	SONDERVERMOEGEN FESTO FUND	0	120.737	120.737
**D	SONDERVERMOEGEN ALSTER B	0	25.000	25.000
**D	SONDERVERMOEGEN RABW INTERNATIONAL	0	427.010	427.010
**D	SONDERVERMOEGEN INKA OPRA FONDS	0	76.354	76.354
**D	AM 9 ATTN: INTERNAZIONALE KAPITALANLAGEG	0	13.131	13.131
**D	SONDERVERMOEGEN AM 4	0	263.313	263.313
**D	METZLER INVESTMENT GMEH	0	244.213	244.213
**D	METZLER INVESTMENT GMBH	0	627.691	627.691
**D	SONDERVERMOEGEN FONDS VKV	0	151.815	151.815
**D	SONDERVERMOEGEN MAGDEBURG INKA	0	218.165	218.165
**D	SONDERVERMOEGEN LHTB INKA	0	87.375	87.375
**D	SCHWAB INTERNATIONAL INDEX FUND	0	1.380.891	1.380.891
**D	SEI INSTITUTIONAL INVESTMENTS TRUST WORLD EQUITY EX-US FUND	0	1.428.590	1.428.590
**D	JTSB STB DAIWA STOCK INDEX FUND 9807	0	201.934	201.934
**D	JAPAN TRUSTEE SERVICES BANK LTD	0	48.153	48.153
**D	FIDELITY FUNDS SICAV	0	15.151.953	15.151.953
**D	FIDELITY POC VALUE OPTIMIZED FACTOR	0	976	976
**D	JAPAN TRUSTEE SERVICES BANK LTD	0	62.564	62.564
**D	SEI INST INV TRUST SCREENED WORLD EQ EX	0	49.810	49.810
**D	JAPAN TRUSTEE SERVICES BANK LTD	0	81.113	81.113
**D	SEI INSTITUTIONAL INTERNATIONAL TRUST INTERNATIONAL EQUITY FUND	0	182.082	182.082
**D	SCHWAB FUNDAMENTAL INTER LARGE COMP IN F	0	1.324.942	1.324.942
**D	SEI INSTITUTIONAL MANAGED TRUST MULTI-AS	0	60.107	60.107
**D	LOS ANGELES CAPITAL GLOBAL FUND FIC	0	37.949	37.949
**D	SEI INST.MAN.TRUST - MIM VOLAT.FUND	0	160.511	160.511
**D	SEI INSTITUT.INV.TRUST WORLD SEL.EQU.FUN	0	91.400	91.400
**D	WELLI TRUS NAT ASSOC COMMON TRUST FUNDS	0	148.585	148.585
**D	WELLINGTON TRUST CO NA MULTIPLE COLLECTIVE INVESTMENT FUNDS TRUST II	0	82.550	82.550
**D	ADVISOR MANAGED TRUST - TACTICAL OFFENSI	0	36.032	36.032
**D	KNIGHTS OF COLUMBUS INTL EQUITY FUND	0	259.870	259.870
**D	GLOBAL X SCIENTIFIC BETA EUROPE ETF	0	99.720	99.720
**D	BEST INVESTMENT CORPORATION	0	4.506	4.506
**D		0	137.443	137.443

572

LISTA ESITO DELLE VOTAZIONE
 Oggetto: Relazione sulla remunerazione

CONTRARI

Badge	Ragione Sociale	Proprio	Delega	Totale
**D	ALLIANZ CHOICE BEST STYLE EUR.FUND	0	641.946	641.946
**D	ALL GL IN ASIA FD-ALLIANZ SEL EU EQY DIV	0	379.560	379.560
**D	BAYVK A1 FONDS	0	4.733.818	4.733.818
**D	SAEV MASTERFONDS INKA	0	334.044	334.044
**D	ARRE INKA	0	106.199	106.199
**D	ALTRI INKA	0	155.600	155.600
**D	SIVE	0	137.060	137.060
**D	BE TURN	0	500.253	500.253
**D	DEKA MASTER HAER I	0	878.872	878.872
**D	ALLIANZ RFG FONDS	0	1.215.516	1.215.516
**D	BI FINANZFONDS	0	60.058	60.058
**D	KWV AKTIEN FONDS 1	0	118.508	118.508
**D	INKA PROCURA	0	86.979	86.979
**D	ALLIANZGI FONDS VSF	0	18.299	18.299
**D	ALLIANZGI FONDS APNIESA	0	460.047	460.047
**D	ALLIANZGI FONDS AFB	0	33.435	33.435
**D	ALLIANZGI FONDS FEV	0	103.063	103.063
**D	ALLIANZ GI FONDS RANW II	0	129.000	129.000
**D	BAYVK A4 FONDS	0	95.575	95.575
**D	ALLIANZGI FONDS GANO 2	0	51.158	51.158
**D	ALLIANZGI FONDS PED	0	18.525	18.525
**D	ALLIANZGI FONDS REINVEST	0	29.030	29.030
**D	ALLIANZGI FONDS WERT	0	7.200	7.200
**D	AGI FDS EJS STIFTUNGSPDS	0	6.591	6.591
**D	DILL COFONDS	0	66.800	66.800
**D	ALLIANZGI FONDS VBK	0	14.777	14.777
**D	ALLIANZGI FONDS ALPEN	0	22.915	22.915
**D	ALLIANZGI FONDS ZUBR	0	9.244	9.244
**D	ALLIANZGI FONDS GANO	0	13.427	13.427
**D	ALLIANZGI FONDS FIB	0	58.100	58.100
**D	ALLIANZGI FONDS VERMK	0	37.621	37.621
**D	ALLIANZGI FONDS AVP	0	9.283	9.283
**D	ALLIANZGI FONDS OJU	0	19.624	19.624
**D	ALLIANZGI FONDS BFKW	0	19.072	19.072
**D	ALLIANZGI FONDS TOB	0	146.752	146.752
**D	ALLIANZGI FONDS USES	0	81.983	81.983
**D	ALLIANZGI FONDS RBB	0	189.686	189.686
**D	ALLIANZGI FONDS ELK	0	40.711	40.711
**D	ALLIANZGI FONDS PGD	0	102.955	102.955
**D	ALLIANZGI FOND AMMERLAND	0	233.340	233.340
**D	ALLIANZGI FONDS VSBW	0	259.917	259.917
**D	SUEWE COFONDS	0	200.000	200.000
**D	ALLIANZGI FONDS GEW	0	15.388	15.388

583

LISTA ESITO DELLE VOTAZIONE
 Oggetto: Relazione sulla remunerazione

CONTRARI

Badge	Ragione Sociale	Proprio	Delega	Totale
**D	ALLIANZGI FONDS HEUST	0	23.996	23.996
**D	ALLIANZGI FONDS AFE	0	424.552	424.552
**D	ALLIANZGI FONDS PF1	0	700.374	700.374
**D	ALLIANZGI FONDS PTV2	0	883.002	883.002
**D	ALLIANZGI FONDS PF2	0	789.949	789.949
**D	ALLIANZGI FONDS TOSCA	0	145.635	145.635
**D	ALLIANZGI FONDS AEVN	0	1.334.478	1.334.478
**D	ALLIANZGI FONDS NEP	0	43.393	43.393
**D	ALLIANZGI FSDN	0	93.400	93.400
**D	ALLIANZGI FONDS AESAN	0	507.770	507.770
**D	ALLIANZGI FONDS AMEV	0	421.809	421.809
**D	ALLIANZGI FONDS PFALCO	0	111.565	111.565
**D	CBP GROWTH	0	470.093	470.093
**D	ALLIANZGI FONDS PENSIONS	0	62.990	62.990
**D	ALLIANZGI FONDS SENA	0	166.700	166.700
**D	KREBSHILFE 2 FONDS	0	43.208	43.208
**D	ALLIANZGI FONDS STIFTUNGSFONDS WISSENSCH	0	112.619	112.619
**D	ALLIANZGI FONDS PAK	0	28.479	28.479
**D	ALLIANZGI FONDS DBS	0	62.789	62.789
**D	ALLIANZGI FONDS CAESAR	0	68.657	68.657
**D	ALLIANZGI FONDS ESMT	0	32.600	32.600
**D	ALLIANZGI FONDS ACK	0	73.194	73.194
**D	ALLIANZGI FONDS NASPA PENSIONS FONDS	0	23.334	23.334
**D	ALLIANZGI FONDS DPWS	0	41.481	41.481
**D	MASTERFONDS HTFT	0	556.100	556.100
**D	ALLIANZGI FONDS BREMEN	0	176.721	176.721
**D	ALLIANZGI FONDS OB PENSION	0	154.814	154.814
**D	PARVEST	0	3.546.803	3.546.803
**D	PARVEST	0	404.856	404.856
**D	GA FUND L	0	21.391	21.391
**D	BNP PARIBAS I1	0	793.738	793.738
**D	BNP PARIBAS EASY	0	1.924.373	1.924.373
**D	STANDARD LIFE INVESTMENTS	0	87.959	87.959
**D	STANDARD LIFE WEALTH OFFSHORE STRATEGY F	0	117.229	117.229
**D	RHFS GROWTH AND INCOME FUNDS LIMITED	0	6.612	6.612
**D	MERCER UNHEDGED OVERSEAS SHARES TRUST	0	170.800	170.800
**D	MULTIMIX WHOLESAL INT SHARES TRUST	0	132.200	132.200
**D	IPAC SPEC INV STR INT SHARESTRATEGY NO 1	0	255.782	255.782
**D	BARROW HANLEY GLOBAL EQUITY TRUST	0	119.171	119.171
**D	UNISUPER	0	1.799.694	1.799.694
**D	FCP GERISO	0	12.853	12.853
**D	FCPE HORIZON EP. ACTION	0	61.602	61.602
**D	FCP CAMGEST VALEURS EURO	0	603.307	603.307

574

LISTA ESITO DELLE VOTAZIONE

Oggetto: Relazione sulla remunerazione

CONTRARI

Badge	Ragione Sociale	Proprio	Delega	Totale
**D	AREVA NC	0	6.500.000	6.500.000
**D	BNPP RETR RESP 2025 2027	0	83.585	83.585
**D	FCP LITHIUM	0	474.385	474.385
**D	MAIF INVEST RESPO EUROPE	0	413.557	413.557
**D	MUTACTION 11	0	858.280	858.280
**D	CRCEF BNPP AM	0	165.771	165.771
**D	FCPE HARMONY	0	81.050	81.050
**D	BNPP RET RESP 2028 2030	0	90.519	90.519
**D	LA FRANCAISE INFLECTION POINT ACTION EUR	0	925.901	925.901
**D	BNP EURO VALEURS DURAB	0	2.420.064	2.420.064
**D	FCPE ACTIONS BMS/UPSA	0	92.051	92.051
**D	LESAPFRE EQUILIBRE RESPONS SOLIDAIR	0	116.901	116.901
**D	FCPE GPE FMC FCE DIV BNP	0	41.471	41.471
**D	FCPE FONDS BOEHRINGER	0	117.954	117.954
**D	FCPE LIMACTIF	0	70.676	70.676
**D	FCP NATIO-FONDS COLLINE 1	0	3.876.279	3.876.279
**D	BNPP RETRAITE RESPONS 50	0	116.967	116.967
**D	FCP BNP PARIBAS ACTIONS EUROLAND	0	940.961	940.961
**D	FCP BNP PARIBAS ACTIONS EUROPE	0	32.696	32.696
**D	AGIPI MONDE DURABLE	0	276.426	276.426
**D	BNP PARIBAS RETRAITE	0	1.126.762	1.126.762
**D	BNP PARIBAS EUROPE DIV RESPONSABLE	0	947.278	947.278
**D	MULTIPAR SOLIDAIRE DYNA SR	0	1.926.888	1.926.888
**D	FCPE MULTIPAR EQ. SOC. RES	0	786.940	786.940
**D	FCPE MULTIPAR ACTS SR	0	1.233.367	1.233.367
**D	BNP PARIBAS ACT EUR RESP	0	321.807	321.807
**D	FCP NF COLLINES INVEST 3	0	2.331.278	2.331.278
**D	FCPE FDS DIVERSIF.TEL 1	0	34.004	34.004
**D	REGARD ACTIONS EURO	0	2.500.000	2.500.000
**D	FCPE SAUR EPARGNE	0	177.160	177.160
**D	BNPP RETRAITE RESPONSABLE 2031 2033	0	106.111	106.111
**D	ALLIANZ GLOBAL INVESTORS FRANCE	0	253.006	253.006
**D	KLESIA LF ACTIONS EURO	0	1.330.852	1.330.852
**D	IPA CORPORATE ACTIONS AND INCOME	0	102.409	102.409
**D	VILLIERS DIVERSIFIE BNP PAM	0	1.764.803	1.764.803
**D	RAVGDT DIVERSIFIE ALLIANZ	0	220.000	220.000
**D	CPR AM	0	1.501.940	1.501.940
**D	FCP ERAFP ACTIONS EUROS4 EDRAM	0	8.736.600	8.736.600
**D	ERAFP ACTIONS EUROS 1	0	1.482.864	1.482.864
**D	ERAFP ACTION EURO III	0	5.000.000	5.000.000
**D	CAPACITY FONDS INSTITUTIONNEL ACTIONS ETRANGERES	0	160.274	160.274
**D	CAPACITY FONDS INSTITUTIONNEL-ACTIONS ETRANGERES PIB	0	66.177	66.177
**D	CAPACITY FONDS INSTITUTIONNEL-ACTIONS ETRANGERES PIB	0	1.140.440	1.140.440
**D	UNIVERSE THE CMI GLOBAL NETWORK FUND	0		

LISTA ESITO DELLE VOTAZIONE
 Oggetto: Relazione sulla remunerazione

CONTRARI

Badge	Ragione Sociale	Proprio	Delega	Totale
**D	OFI MULTI SELECT	0	229.025	229.025
**D	BVK PERSONALVORSORGE DES KANTONS ZURICH	0	1.177.488	1.177.488
**D	NFS LIMITED TRAFALGAR COURT	0	1.026.743	1.026.743
**D	LGSS PTY LIMITED AS TRUST FOR LOC GO SUP	0	197.900	197.900
**D	CONSTRUCTION AND BUILDING UNIONS SUPERAN	0	767.306	767.306
**D	SAS TRUSTEE CORPORATION	0	184.624	184.624
**D	CHINA LIFE INSURANCE COMPANY LIMITED	0	15.625	15.625
**D	CHINA LIFE INSURANCE COMPANY LIMITED	0	410.730	410.730
**D	TELSTRA SUPERANNUATION SCHEME	0	349.900	349.900
**D	VARIABLE PORTFOLIO - LAZARD INTERNATIONAL EQUITY ADVANTAGE FUND	0	7.006.259	7.006.259
**D	FQ ESSENTIAL BETA FUND LTD	0	72.882	72.882
**D	RETIREMENT PLAN FOR EMPLOYEES OF AETNA INC	0	696.800	696.800
**D	SUPER FUNDS MANAG CORP SOUTH AUSTRALIA	0	464.100	464.100
**D	ALPTRA CLIENT SERVICES MASTER RETIREMENT TRUST	0	448.600	448.600
**D	THE BOEING COMPANY EMPLOYEE RETIREMENT PLANS MASTER TRUST.	0	2.049.400	2.049.400
**D	AUSCOAL SUPERANNUATION FUND	0	389.600	389.600
**D	ANZ PRIVATE GLOBAL EQUITIES TRUST	0	167.300	167.300
**D	ANZ WHOLESALE INTERNATIONAL SHARE NO. 3	0	1.059.800	1.059.800
**D	LUCEF PTY LTD FOR THE LABOUR UNION CO-OPERATIVE RETIREMENT FUND	0	57.884	57.884
**D	OPTIMIX WHOLESALE GLOBAL SHARE TRUST	0	271.500	271.500
**D	SUPERANNUATION FUNDS MANAGEMENT CORPORATION OF SOUTH AUSTRALIA	0	79.700	79.700
**D	VARIABLE PORTF - PYRAMIS INT EQUITY FUND	0	2.227.565	2.227.565
**D	RETIREMENT INCOME PLAN OF SAUDI ARABIAN OIL COMPANY	0	108.100	108.100
**D	PUBLIC EMPLOYEES RETIREMENT SYSTEM OF OHIO	0	4.915.457	4.915.457
**D	STICHTING PENSIOENFONDS MEDISCH SPECIALI	0	1.744.878	1.744.878
**D	DEKA INVESTMENT RE ELB- FUNDMASTER 1	0	65.696	65.696
**D	EPS	0	178.960	178.960
**D	SUZUKA INKA	0	203.955	203.955
**D	SUEBIA FONDS	0	637.327	637.327
**D	VGV POOLFONDS PA1	0	442.371	442.371
**D	ALLIANZGI-FONDS DSPT	0	615.988	615.988
**D	SUEBIA-UNIVERSAL-FONDS	0	51.935	51.935
**D	HSEC AVB	0	54.055	54.055
**D	ON BALANCE 2	0	367.309	367.309
**D	VALENCIA INKA	0	99.358	99.358
**D	ALLIANZGI-FONDS AKLB BOCKENHEIMER	0	110.815	110.815
**D	STICHTING DEPOSITARY APG DEVELOPED MARKETS EQUITY MINIMUM VOLATILITY POOL	0	5.843.538	5.843.538
**D	NEW MEXICO STATE INVESTMENT COUNCIL	0	1.291.000	1.291.000
**D	BBP INKA	0	77.336	77.336
**D	STICHTING PENSIOENFONDS VOOR HUISARTSEN	0	512.158	512.158
**D	BUREAU OF LABOR FUNDS - LABOR RETIREMENT	0	43.547	43.547
**D	BUREAU OF LABOR FUNDS-LABOR INSURANCE FUND	0	58.219	58.219
**D	BUREAU OF LABOR FUNDS- LABOR PENSION FUND	0	131.291	131.291

546

LISTA ESITO DELLE VOTAZIONE
Oggetto: Relazione sulla remunerazione

CONTRARI

Badge	Ragione Sociale	Proprio	Delega	Totale
**D	NEW YORK STATE COMMON RETIREMENT FUND	0	170.000	170.000
**D	CITY OF PHILADELPHIA PUBLIC EMPLOYEES RETIREMENT SYSTEM	0	390.208	390.208
**D	FIDELITY INSTITUTIONAL PAN EUROPEAN FUND	0	145.484	145.484
**D	COLUMBIA CAPITAL ALLOCATION MODERATE CONSERVATIVE PORTFOLIO	0	5.997	5.997
**D	COLUMBIA CAPITAL ALLOCATION MODERATE AGGRESSIVE PORTFOLIO	0	1.863	1.863
**D	COLUMBIA CAPITAL ALLOCATION MODERATE PORTFOLIO	0	2.671	2.671
**D	COLUMBIA CAPITAL ALLOCATION MODERATE PORTFOLIO	0	3.917	3.917
**D	COLUMBIA CAPITAL ALLOCATION MODERATE PORTFOLIO	0	2.207	2.207
**D	COLUMBIA CAPITAL ALLOCATION AGGRESSIVE PORTFOLIO	0	555.400	555.400
**D	COLUMBIA CAPITAL ALLOCATION AGGRESSIVE PORTFOLIO	0	13.211	13.211
**D	DUKE ENERGY RETIREMENT SAVINGS PLAN	0	173.000	173.000
**D	O' SHARES FTSE RUSSELL INTER QUAL DIV ETF	0	78.114	78.114
**D	ASSOCIATION BIENF RETR POL VILLE MONTREAL	0	825.233	825.233
**D	REGIME DE RETRAITE DE L'UNIVER DU QUEBEC	0	984.777	984.777
**D	MANULIFE GLOBAL DIVIDEND GROWTH FUND	0	90.420	90.420
**D	MANULIFE INTERNATIONAL STOCK FUND UT	0	18.079	18.079
**D	THE SHAKESPEARE HEAD FUND	0	73.800	73.800
**D	THE PHRASE INVESTMENT FUND	0	512.900	512.900
**D	PAVILLON INTERNAT FOCUSED EQUITY POOL	0	319.596	319.596
**D	PERPETUAL PRIVATE INTERNAT SHARE FUND	0	123.060	123.060
**D	REGIME DE RETRAITE D HYDRO QUEBEC	0	28.020	28.020
**D	PERPETUAL ECONOMIC DIVERSIF. GLOB EQUI F	0	456.000	456.000
**D	FONDS COMMUN REG RETRAITE UNIVERSIT LAV	0	112.900	112.900
**D	EL FINANCIAL CORPORATION LIMITED	0	108.660	108.660
**D	PACIFIC SALMON COMMISSION LSV	0	936.237	936.237
**D	ROYAL LONDON GROUP PENSION SCHEME	0	78.097	78.097
**D	THE BRUNNER INVESTMENT TRUST PLC	0	1.728.597	1.728.597
**D	ROYAL LONDON MUTUAL INSURANCE SOCIETY	0	596.884	596.884
**D	ROYAL LONDON EUROPEAN GROWTH FUND	0	152.449	152.449
**D	PUM GROWTH UNIT TRUST	0	262.486	262.486
**D	PUM INTERNATIONAL GROWTH UT	0	240.403	240.403
**D	PUM EUROPEAN UNIT TRUST	0	4.560.375	4.560.375
**D	PUM OPPORTUNITY UNIT TRUST	0	45.444	45.444
**D	BOTHWELL EUROPE FUND	0	918.820	918.820
**D	BONJOUR EUROPE DIVIDEND EQUITY FUND	0	509.416	509.416
**D	LOMBARD ODIER FUNDS (SWITZERLAND) SA I3D	0	32.700.292	32.700.292
**D	CAISSE INTER ENTREP DE PREV PROFES CIEPP	0	26.888	26.888
**D	SWISS NATIONAL BANK	0	13.833	13.833
**D	ABARDEEN MONCEAU	0	2.622.973	2.622.973
**D	FCP LBPAM IRC ACTIONS EURO MIN VAR	0	171.408	171.408
**D	AVIVA LIFE & PENSIONS UK LIMITED	0	82.970	82.970
**D	LINCOLNSHIRE COUNTY COUNCIL PENSION FUND	0	129.279	129.279
**D	BENTON INVESTMENT FUND	0	64.111	64.111
**D	ALDER INVESTMENT FUND	0		
**D	AVIVA LIFE AND PENSIONS UK LIMITED	0		

574

LISTA ESITO DELLE VOTAZIONE
 Oggetto: Relazione sulla remunerazione

CONTRARI

Badge	Ragione Sociale	Proprio	Delega	Totale
**D	INVESTIMO	0	305.199	305.199
**D	II EQUITIES EURO	0	535.000	535.000
**D	DPAM EQUITIES L	0	850.000	850.000
**D	DPAM CAPITAL B EQUITIES EUROPE INDEX	0	717.581	717.581
**D	DPAM DBI-RDT EQUITIES EMU	0	352.440	352.440
**D	DPAM CAP B EQU EMU INDEX	0	1.948.836	1.948.836
**D	DPAM CAP B EQU EMU BEH VAL	0	2.600.000	2.600.000
**D	ALLIANZ GLOBAL INVESTORS FRANCE	0	841.633	841.633
**D	FCP VILLIERS DIVERSIFIE AGI	0	1.700.000	1.700.000
**D	NRGE TRADING LTD	0	66.487	66.487
**D	THE HARTFORD RETIREMENT PLAN TRUST FOR US EMPLOYEES	0	186.612	186.612
**D	NON US EQUITY MGRS PORT 4 LSV	0	715.700	715.700
**D	LSV NONUS EQUITY LLC	0	658.900	658.900
**D	GREAT WEST INTERNATIONAL GROWTH FUND	0	1.233.200	1.233.200
**D	THE STELLAR FUND	0	88.419	88.419
**D	THE FALKLANDS ISLANDS GOVERNMENT	0	92.776	92.776
**D	THE FALKLAND ISLANDS GOVERNMENT FALKLAND ISLANDS GOVERNMENT GROWTH FUND	0	148.509	148.509
**D	PENNENNIS FUND	0	96.619	96.619
**D	BNYMTD UK LIMITED AS TRUSTEE OF CF CATALYST TRUST	0	100.000	100.000
**D	SP LLP UK CHARITIES CLIENTS AC	0	4.165.046	4.165.046
**D	SIM OMNIBUS SARASIN INVEST MGMT	0	336.105	336.105
**D	SARASIN AND PARTNERS LLP	0	129.407	129.407
**D	AIF 21117 LRIP AKTIER GLOBALE VI	0	100.183	100.183
**D	BANK OF AMERICA OMNIBUS	0	60.506	60.506
**D	BRAF QUANT GBL VAL EQTY	0	2.574	2.574
**D	INTL EQUITY FUND MONDRIAN	0	1.710.570	1.710.570
**D	CEMEX UK PENSION FUND PENSIONS DEPARTMENT	0	12.766	12.766
**D	BNYMTD AMITY EUROPEAN FUND	0	400.000	400.000
**D	GETF GABELLI UTILITY TRUST	0	300.000	300.000
**D	SLI ENHANCED DIV MULTI ASSET FUND	0	3.814	3.814
**D	U S BANK NATIONAL ASSOCIATION	0	9.200	9.200
**D	1135 APG DME STCK SEL	0	32.432.982	32.432.982
**D	1145 APG DME NUMERIC	0	2.040.400	2.040.400
**D	2048 APG DME IACM GL	0	153.737	153.737
**D	2054 APG DME BLACKR	0	75.055	75.055
**D	LLOYD'S REGISTER FOUNDATION	0	566.207	566.207
**D	FIRST STATE INVESTMENTS ICVC FIRST STATE DIVERSIFIED GROWTH FUND	0	7.654	7.654
**D	STICHTING DEPOSITARY APG DEVELOPED MARKETS EQUITY POOL	0	4.626.301	4.626.301
**D	SAN DIEGO COUNTY EMPLOYEES RETIREMENTASSOCIATION	0	140.047	140.047
**D	FLORIDA RETIREMENT SYSTEM	0	3.420.827	3.420.827
**D	FLORIDA RETIREMENT SYSTEM	0	1.559.663	1.559.663
**D	NKB INVEST GLOBALE AKTIER BASIS	0	41.213	41.213
**D	NYKREDIT INVEST TAKTISK ALLOKERING	0	77.384	77.384

548

ENEL S.p.A.

LISTA ESITO DELLE VOTAZIONE
 Oggetto: Relazione sulla remunerazione

CONTRARI

Badge	Ragione Sociale	Proprio	Delega	Totale
**D	INVESTERINGSFORENINGEN MULTI MANGER INVEST EUROPA	0	336.422	336.422
**D	NKB 31004 INV MM INVEST EUROPA AKK	0	605.942	605.942
**D	GOLDMAN SACHS GMS ERISA GROUP TRUST	0	137.900	137.900
**D	THE PRUDENTIAL SERIES FUND GLOBAL PORTFOLIO	0	470.000	470.000
**D	AST RCM WORLD TRENDS PORT PDBF	0	1.259.266	1.259.266
**D	STICHTING BEDRIJFSTAKPENSIOENFONDS VOOR DEZOEETWARENINDUSTRIE	0	160.096	160.096
**D	UNISON STAFF PENSION SCHEMESFD LIFE	0	276.031	276.031
**D	PFI OVERSEAS FD BHMS	0	4.145.451	4.145.451
**D	ERYF ATIVO CAPITAL	0	9.100	9.100
**D	TEACHERS' RETIREMENT SYSTEM OF LOUISIANA	0	1.391.300	1.391.300
**D	MI FONDS K10 SPK	0	481.205	481.205
**D	MI FONDS K11 SPK	0	161.595	161.595
**D	MI FONDS K12 SPK	0	259.835	259.835
**D	ABN AMRO PF UBS RAFI 1000	0	935.483	935.483
**D	ABN AMRO PF IPM RAFI 1000	0	1.099.840	1.099.840
**D	RTC EMULATION	0	110.491	110.491
**D	RTC APS	0	33.543	33.543
**D	ADJF APP LSV IE	0	134.500	134.500
**D	MILLPENCIL (US) LP	0	3.970	3.970
**D	LEIF LSV ASSET MGMT	0	312.200	312.200
**D	SLI EUROPEAN EQUITY UNCONSTRAINED	0	263.193	263.193
**D	SLI GLOBAL ABSOLUTE RET STRATEGIES	0	5.704.022	5.704.022
**D	SLI GBL SICAV CON EU EQ IN FD	0	334.538	334.538
**D	ATIVO CAPITAL	0	48.680	48.680
**D	EMPLOYEES RETIREMENT SYSTEM OF THE CITY OF BALTIMORE	0	52.200	52.200
**D	BLACKROCK ACWI USIMI	0	2.451.391	2.451.391
**D	MGOF LSV INTL LCV	0	174.400	174.400
**D	HP INC. MASTER TRUST	0	17.356	17.356
**D	CE8F LEIA ATIVO IE	0	34.690	34.690
**D	RAYTHEON MASTER PENSION TRUST	0	652.200	652.200
**D	MO3F MARATHON WELLINGTN	0	55.464	55.464
**D	HGFH HGLD PBINF WLNGTN	0	93.496	93.496
**D	HGFH HGLD PBINF WLNGTN CF	0	57.980	57.980
**D	CZ AANDELEN SSGA	0	81.472	81.472
**D	ZVK DEAM SPK	0	159.000	159.000
**D	COLUMBIA SUSTAINABLE INTL EQ ETF	0	16.084	16.084
**D	COLUMBIA SUSTAINABLE GLOBAL EQ ETF	0	2.989	2.989
**D	KRESGE LA CAPITAL EAFE SUB2	0	11.792	11.792
**D	UNITED CHURCH FUNDS LSV ASSET MGMT	0	244.000	244.000
**D	COUNTY EMPLOYEES ANNUITY AND BENEFIT FUND OF COOK COUNTY	0	92.000	92.000
**D	USBK LSV GLOBAL VALUE FUND	0	7.000	7.000
**D	USBK PSRS CITY ST LOUIS ATIVO	0	21.000	21.000
**D	DB2F LSV ASSET MGMT	0	82.300	82.300

SFP

Assemblea Ordinaria del 24 maggio 2018

LISTA ESITO DELLE VOTAZIONE
 Oggetto: Relazione sulla remunerazione

CONTRARI

Badge	Ragione Sociale	Proprio	Delega	Totale
**D	RZSF1505 LSV ASSET MGMT	0	384.800	384.800
**D	CYBF LSV ASSET MGMT	0	264.100	264.100
**D	CYBF ATIVO CAPITAL MGMT	0	55.400	55.400
**D	NEPF LSV ASSET MGMT	0	810.100	810.100
**D	ALASKA PERMANENT FUND CORPORATION	0	1.373.500	1.373.500
**D	PMPT-INKA-FONDS	0	454.745	454.745
**D	STICHTING BEDRIJFSTAKPENSIOENFONDS VOOR DEZOEETWARENINDUSTRIE EUROPAWEG	0	90.564	90.564
**D	JDRF LSV NON US LONG	0	583.000	583.000
**D	INTERNATIONALE KAPITALANLAGEGESELLSCHAFT MBH ACTING FOR ACCOUNT OF INKA BREAK	0	345.899	345.899
**D	INTERNATIONALE KAPITALANLAGEGESELLSCHAFT MBH ACTING FOR ACCOUNT OF INKA AUSGLEICHFONDS	0	147.158	147.158
**D	AON HEWITT COLLECTIVE INVESTMENT TRUST	0	170.954	170.954
**D	CPA COP PSERS PSERS ACWI X US INDEX	0	1.140.860	1.140.860
**D	ENSIGN PEAK EAFE LSV ASSET	0	3.029.700	3.029.700
**D	ENSIGN PEAK CP LSV INTL LARGE	0	743.500	743.500
**D	STATE BOARD OF ADMINISTRATION OF FLORIDA	0	207.868	207.868
**D	POOL RE I AND G MSCI EQ	0	206.543	206.543
**D	AST INTL VALUE LSV PD41	0	3.652.700	3.652.700
**D	AST ADVANCED STRAT LSV PD15	0	1.882.800	1.882.800
**D	FLORIDA RETIREMENT SYSTEM	0	1.525.116	1.525.116
**D	FLORIDA RETIREMENT SYSTEM	0	336.007	336.007
**D	FLORIDA RETIREMENT SYSTEM	0	397.271	397.271
**D	FLORIDA RETIREMENT SYSTEM	0	132.979	132.979
**D	BLACKROCK WORLD EX FLORIDA RET SYS	0	2.183.758	2.183.758
**D	PENSION FUND OF THE CHRISTIAN CHURCH DISCIPLES OF CHRIST	0	141.800	141.800
**D	BELL ATLANTIC MASTER TRUST	0	24.583	24.583
**D	AGI PPI NR 30 AGI 1482 05 5603 SPK	0	153.435	153.435
**D	ALLIANZ GLOBAL INVESTORS KAPITALANLAGEGESELLSCHAFT MBH	0	219.063	219.063
**D	AGI VGI 1 SUB AKT 8477 23 6328 SPK	0	1.115.880	1.115.880
**D	AGI VGI 1 DIV QUA 8477 25 6338 SPK	0	236.923	236.923
**D	AGI VGL RCM S VAL 8478 10 6359 SPK	0	4.774.380	4.774.380
**D	AGI VGL IDLC 8478 22 6364 SPK	0	15.586.346	15.586.346
**D	AGI VGI 1 GRWT 8477 26 6372 SPK	0	257.000	257.000
**D	AGI VKA IDLC 8502 08 6344 SPK	0	1.164.107	1.164.107
**D	AGI PV WS RCM VAL 8490 06 5209 SPK	0	445.759	445.759
**D	AGI PV WS RCM IND 8490 07 5210 SPK	0	199.968	199.968
**D	AGI PEGASUS AKTI 8454 01 5221 SPK	0	410.869	410.869
**D	AGI KOMDY BS W 8523 03 5225 SPK	0	271.849	271.849
**D	AGI VKA RCM S VAL 8502 10 6376 SPK	0	2.026.080	2.026.080
**D	AGI PK 1 FONDS 8455 SPK	0	17.197	17.197
**D	STANLEY LSV STANLEY BLACK AND DECKER INC PENSION MASTER TRUST	0	50.700	50.700
**D	THE STATE OF CONNECTICUT ACTING THROUGH ITS TREASURER	0	66.490	66.490
**D	UMC BENEFIT BOARD, INC	0	2.317.203	2.317.203
**D	WEST VIRGINIA INVESTMENT MANAGEMENT BOARD	0	3.070.800	3.070.800

LISTA ESITO DELLE VOTAZIONE

Oggetto: Relazione sulla remunerazione

CONTRARI

Badge	Ragione Sociale	Proprio	Delega	Totale
**D	SEI INVESTMENTS (EUROPE)	0	58.597	58.597
**D	SEI GLOBAL INVESTMENTS FUND	0	150.938	150.938
**D	SEI GLOBAL MASTER FUND PLC	0	104.844	104.844
**D	MACIF CROISSANCE DURABLE ET SO	0	117.691	117.691
**D	MACIF CROIS DURABLE EUROPE	0	1.265.057	1.265.057
**D	OFI MARKET NEUTRAL EQUITY	0	1.258.971	1.258.971
**D	AZ CREATIONS 2 AGI EUROPE	0	31.691	31.691
**D	E.T.H.I.C.A - AGI EUROPE GMBH	0	450.000	450.000
**D	ALZ EPARGNE ACTIONS ISR SOL	0	120.000	120.000
**D	ALLIANZ VALEURS DURABLES	0	3.850.000	3.850.000
**D	ALLIANZ ACTIONS EURO CONVICT.	0	2.400.000	2.400.000
**D	OFI AM	0	545.857	545.857
**D	ALLIANZ VIE ACE ACTIONS	0	724.799	724.799
**D	ALLIANZ VIE	0	205.844	205.844
**D	AZ VIE PFON RETRAITE ACTION	0	316.262	316.262
**D	LSV FUNDS PLC	0	40.100	40.100
**D	BROWN BROTHERS HARRIMAN	0	351.673	351.673
**D	FOUCHSTONE STRATEGIC TRUST	0	70.707	70.707
**D	FCPE MACIF CROISSANCE DURABLE	0	78.500	78.500
**D	MACIF CROISSANCE DURABLE	0	205.866	205.866
**D	CARILIG RI	0	35.575	35.575
**D	FONDS PALLADIO	0	210.781	210.781
**D	ALLIANZ GI FRANCE	0	600.000	600.000
**D	AIM EQUITY EMU 1	0	1.080.769	1.080.769
**D	AZ AIR FRANCE POCHE ACT EUR	0	90.000	90.000
**D	ALLIANZ ASAC ACT EUR	0	180.777	180.777
**D	ALLIANZ CAVAMAC ACTIONS INT	0	1.041.415	1.041.415
**D	ALLIANZ HOSPITALIERS EURO	0	900.000	900.000
**D	ALLIANZ HOSPI VAL DURABLES	0	750.000	750.000
**D	UNION INVESTMENT LUXEMBOURG SA	0	6.889.976	6.889.976
**D	MARTIME SUPER	0	213.400	213.400
**D	PENSIONSASSE POST	0	1.143.698	1.143.698
**D	UBS FUNDMANAGEMENT	0	217.014	217.014
**D	AVIVA INVESTORS INTERNATIONAL INDEX TRACKING FUND	0	211.913	211.913
**D	BRICKLAYERS + TROWEL TRADES INTERNATIONAL PENSION FUND	0	166.400	166.400
**D	CBOSC-CBGS-WGSS07	0	111.342	111.342
**D	CFSIL - COLONIAL FIRST STATE GLOBAL ASSET MANAGEMENT MULTI SECTOR TRUST 1	0	1.038	1.038
**D	CFSIL RE COLONIAL FIRST STATE INVESTMENT FUND 10	0	160.631	160.631
**D	CITIBANK EUROPE PLC AS TRUSTEE FOR STANDARD LIFE WEALTH BALANCED BRIDGE FUND	0	1.976.222	1.976.222
**D	CITIBANK INTERNATIONAL PLC	0	1.968.310	1.968.310
**D	CITIBANK INTERNATIONAL PLC AS TRUSTEE CITIBANK INT.PLC	0	27.803.600	27.803.600
**D	COLONIAL FIRST STATE INVESTMENTS LIMITED	0	1.792.674	1.792.674
**D	COMMONWEALTH SPECIALIST FUND 36	0	4.245	4.245

581

LISTA ESITO DELLE VOTAZIONE
 Oggetto: Relazione sulla remunerazione

CONTRARI

Badge	Ragione Sociale	Proprio	Delega	Totale
**D	HOSTPLUS POOLED SUPERANNUATION TRUST	0	123.409	123.409
**D	JOHN HANCOCK DIVERSIFIED REAL ASSETS FUND	0	548.186	548.186
**D	JOHN HANCOCK FUNDS II GLOBAL ABSOLUTE RETURN STRATEGIES FUND	0	2.476.279	2.476.279
**D	LEGAL AND GENERAL ASSURANCE PENSIONS MANAGEMENT LIMITED	0	40.654.121	40.654.121
**D	LEGAL AND GENERAL ASSURANCE SOCIETY LIMITED	0	90.405	90.405
**D	LSVIEHE, LSV2EHE	0	12.600	12.600
**D	NATIONAL COUNCIL FOR SOCIAL SECURITY FUND.	0	104.605	104.605
**D	SDA INTL EQUITY INDEX ED WORLD	0	227.583	227.583
**D	SLIC - EUROPEAN EQUITY GROWTH FUND	0	529.000	529.000
**D	SLIC - EUROPEAN EQUITY INCOME FUND	0	6.136.430	6.136.430
**D	SLIC - GLOBAL EQUITY INCOME FUND	0	517.407	517.407
**D	SLIC II - STANDARD LIFE INVESTMENTS	0	867.771	867.771
**D	STANDARD LIFE INVESTMENT LTD	0	4.471.332	4.471.332
**D	STANDARD LIFE ASSURANCE LIMITED	0	21.194.124	21.194.124
**D	STANDARD LIFE WEALTH ACER FUND C/O CITIBANK INTERNATIONAL PLC	0	74.350	74.350
**D	STANDARD LIFE WEALTH FALCON FUND	0	539.319	539.319
**D	STANDARD LIFE WEALTH FALCON FUND	0	756.716	756.716
**D	STICHTING MN SERVICES AANDELENFONDS EUROPA	0	3.322.195	3.322.195
**D	STICHTING PENSIOENFONDS METAAL	0	394.320	394.320
**D	STICHTING PENSIOENFONDS METAAL EN TECHNIEK	0	125.600	125.600
**D	UNITED FOOD + COMMERCIAL WORKERS FOR EMPLOYEES	0	11.830	11.830
**D	WELLINGTON ALTA FUND	0	2.178.353	2.178.353
**D	ZURICH LIFE ASSURANCE PLC	0	218.100	218.100
**D	THE METHODIST HOSPITAL	0	49.100	49.100
**D	XEROX CORPORATION RETIREMENT & SAVINGS PLAN	0	1.323.200	1.323.200
**D	TEACHERS' RETIREMENT SYSTEM OF THE STATE OF ILLINOIS	0	21.936	21.936
**D	INTERNATIONALE KAPITALANLAGESELLSCHAFT MBH FOR ANP INKA	0	33.733	33.733
**D	LAUDUS INTERNATIONAL MARKETMASTERS FUND	0	632.366	632.366
**D	LAUDUS MONDRIAN INTERNATIONAL EQUITY FUND	0	6.693.877	6.693.877
**D	SCHWAB INTERNATIONAL EQUITY ETF	0	3.574.519	3.574.519
**D	SCHWAB FUNDAMENTAL INTERNATIONAL LARGE COMPANY ETF	0	910.469	910.469
**D	JOHN HANCOCK ENDURING EQUITY FUND	0	500.000	500.000
**D	INTERNATIONALE KAPITAL MBH FOR LH-PRIVATRENTE-AKTIE	0	73.628	73.628
**D	PUTNAM TOTAL RETURN TRUST	0	398.482	398.482
**D	PUTNAM RETIREMENT ADVANTAGE GAA GROWTH PORTFOLIO	0	226.677	226.677
**D	PUTNAM RETIREMENT ADVANTAGE GAA BALANCE PORTFOLIO	0	74.431	74.431
**D	PUTNAM RETIREMENT ADVANTAGE GAA CONSERVATIVE PORTFOLIO	0	49.187	49.187
**D	PUTNAM RETIREMENT ADVANTAGE GAA INCOME STRATEGIES PORTFOLIO	0	118.588	118.588
**D	PUTNAM RETIREMENT ADVANTAGE GAA EQUITY PORTFOLIO	0	33.106	33.106
**D	PUTNAM TOTAL RETURN FUND, LLC	0	55.001	55.001
**D	THE STATE OF NEVADA	0	107.163	107.163
**D	ALLIANZ GLOBAL INVESTORS GMBH FOR DBI-FONDS SFT 4	0	555.319	555.319
**D	ALLIANZ GLOBAL INVESTORS GMBH FOR DBI-FONDS ANDUS	0	6.307.863	6.307.863
**D	RUSSELL TRUST CO COMMINGLED EMPLOYEE BENEFIT FUNDS TRUST	0		

582

LISTA ESITO DELLE VOTAZIONE
 Oggetto: Relazione sulla remunerazione

CONTRARI

Badge	Ragione Sociale	Proprio	Delega	Totale
**D	RUSSELL INVESTMENT COMPANY PLC	0	6.672.722	6.672.722
**D	GMAM INVESTMENT FUNDS TRUST	0	945.700	945.700
**D	HSEC INKA INVESTMENT AG TGV FOR TGV LH STRATEGY	0	208.800	208.800
**D	ALLIANZ GLOBAL INV GMBH FOR ALLIANZGI-FONDS SFT2	0	112.691	112.691
**D	AMERICAN BAR ASSOCIATION MEMBERS/MTC COLLECTIVE TRUST	0	93.600	93.600
**D	XEROX CANADA EMPLOYEES RETIREMENT PLAN	0	45.800	45.800
**D	THE MASTER TRUST BK OF JP RE F RUSSELL INV (JP) INTL EQUITY F	0	170.154	170.154
**D	STICHTING BEDRIJFSPENSIOENFONDS VOOR HET BAKKERSBEDRIJF	0	579.210	579.210
**D	THE MASTER TRUST BK OF JP LTD: RUSSELL GLB ENVIR TECH FUND	0	81.656	81.656
**D	MERCER DIOCESE OF BROOKLYN GROWTH STRATEGY	0	197.200	197.200
**D	MERCER DIOCESE OF BROOKLYN LAY PENSION INVESTMENT TRUST	0	71.400	71.400
**D	BMO UCITS ETF ICAV	0	18.932	18.932
**D	RUSSELL INVESTMENT COMPANY - RUSSELL INTERN DEVELOPED MKT F	0	3.874.171	3.874.171
**D	NEI NORTHWEST GLOBAL EQUITY FUND	0	544.502	544.502
**D	ALLIANZ GLOBAL INVESTORS GMBH FOR ELK-COFONDS	0	371.337	371.337
**D	MICROSOFT CORPORATION SAVINGS PLUS 401(K) PLAN	0	1.715.771	1.715.771
**D	ALLIANZGI GLOBAL DYNAMIC ALLOCATION LIC	0	21.508	21.508
**D	ALLIANZGI BEST STYLES GLOBAL EQUITY FUND	0	360.877	360.877
**D	ALLIANZGI BEST STYLES INTERNATIONAL EQUITY FUND	0	38.732	38.732
**D	ALLIANZGI BEST STYLES INTERNATIONAL EQUITY FUND	0	74.124	74.124
**D	ALLIANZGI GLOBAL DYNAMIC ALLOCATION FUND	0	46.760	46.760
**D	ALLIANZGI EUROPE EQUITY DIVIDEND FUND	0	96.200	96.200
**D	SOJECCI II LTEE	0	265.000	265.000
**D	GABELLI UTILITIES FUND	0	230.000	230.000
**D	THE GABELLI DIVIDEND & INCOME TRUST	0	80.000	80.000
**D	THE GABELLI GLOBAL UTILITY & INCOME TRUST	0	621.566	621.566
**D	RUSSELL INVESTMENT FUNDS INTERNATIONAL DEVELOPED MARKETS FUND	0	1.115.661	1.115.661
**D	RUSSELL INVESTMENT COMPANY RUSSELL TAX-MANAGED INTL EQ FUND	0	188.170	188.170
**D	RUSSELL INVESTMENT COMPANY RUSSELL GLOBAL INFRASTRUCTURE FUND	0	499.183	499.183
**D	RUSSELL INVESTMENT COMPANY MULTIFACTOR INTERNATIONAL EQUITY F	0	137.763	137.763
**D	THE HARTFORD GLOBAL REAL ASSET FUND	0	14.618	14.618
**D	THE HARTFORDGLOBAL ALL- ASSET FUND	0	532.600	532.600
**D	ROCHE U.S. RETIREMENT PLANS MASTER TRUST	0	2.497.227	2.497.227
**D	CENTRAL BANK OF TRINIDAD AND TOBAGO	0	108.520	108.520
**D	RUSSELL INVESTMENT COMPANY MULTI-ASSET GROWTH STRATEGY FUND	0	46.000	46.000
**D	ICON INTERNATIONAL EQUITY FUND	0	1.615.024	1.615.024
**D	RUSSELL INVESTMENT COMPANY II PLC	0	531.101	531.101
**D	RUSSELL INVESTMENT COMPANY IV PLC	0	165.000	165.000
**D	RUSSELL COMMON CONTRACTUAL FUND	0	99.441	99.441
**D	OPENWORLD PUBLIC LIMITED COMPANY	0	394.086	394.086
**D	RUSSELL INVESTMENT COMPANY V PLC	0	46.613	46.613
**D	RUSSELL INVESTMENTS INSTITUTIONAL FUNDS PLC	0	134.377	134.377
**D	RUSSELL INV MULTI-ASSET FACTOR EXPOSURE FUND	0	239.340	239.340
**D	ALLIANZ GLOBAL INVESTORS GMBH FOR CONVEST 21 VL	0		

583

LISTA ESITO DELLE VOTAZIONE

Oggetto: Relazione sulla remunerazione

CONTRARI

Badge	Ragione Sociale	Proprio	Delega	Totale
**D	ALLIANZ GLOBAL INVESTORS GMBH FOR FONDIS	0	201.742	201.742
**D	ALLIANZ GLOBAL INVESTORS GMBH FOR ALLIANZ AKTIEN EUROPA	0	645.190	645.190
**D	ALLIANZ GLOBAL INVESTORS GMBH FOR ALLIANZ VERM. EUROPA	0	1.806.543	1.806.543
**D	ALLIANZ GLOBAL INVESTORS GMBH FOR PREMIUMMANDAT KONSERVATIV	0	33.993	33.993
**D	ALLIANZ GLOBAL INVESTORS GMBH FOR ALLIANZ STRAT. BALANCE	0	676.015	676.015
**D	ALLIANZ GLOBAL INVESTORS GMBH FOR ALLIANZ STRAT. STABILITAET	0	88.545	88.545
**D	ALLIANZ GLOBAL INVESTORS GMBH FOR ALLIANZ STRAT. WACHSTUM	0	750.800	750.800
**D	ALLIANZ GLOBAL INVESTORS GMBH FOR ALLIANZ STRAT. WACHSTUM PLUS	0	1.412.169	1.412.169
**D	ALLIANZ GLOBAL INVESTORS GMBH FOR ALLIANZ STRAT. WACHSTUM PLUS	0	1.027.300	1.027.300
**D	ALLIANZ GLOBAL INVESTORS GMBH FOR ALLIANZ EUROPAVISION	0	380.000	380.000
**D	ALLIANZ GLOBAL INVESTORS GMBH FOR ALLIANZ FLEXI RENTENFONDS	0	552.500	552.500
**D	MDPIM INTERNATIONAL EQUITY POOL	0	105.800	105.800
**D	MD EQUITY FUND	0	74.900	74.900
**D	MD INTERNATIONAL VALUE FUND	0	41.800	41.800
**D	MERCER INTERNATIONAL EQUITY FUND	0	35.400	35.400
**D	MERCER GLOBAL EQUITY ALL COUNTRY WORLD INDEX FUND	0	314.747	314.747
**D	MERCER GLOBAL EQUITY FUND	0	572.300	572.300
**D	MGI FUNDS PLC	0	61.319	61.319
**D	GTAA PANTHER FUND L.P	0	941	941
**D	MORGAN STANLEY INSTITUTIONAL FUND TR- GL MULTI-ASSET INC PTF	0	60.722	60.722
**D	HARTFORD LIFE INSURANCE COMPANY	0	859.700	859.700
**D	ONTARIO TEACHERS PENSION PLAN BOARD	0	40.815	40.815
**D	PUTNAM WORLD TRUST	0	288.399	288.399
**D	RUSSELL INVESTMENTS FOCUSED GLOBAL EQUITY POOL	0	143.395	143.395
**D	RUSSELL INVESTMENTS GLOBAL EQUITY POOL	0	346.827	346.827
**D	RUSSELL INVESTMENTS GLOBAL INFRASTRUCTURE POOL	0	746.540	746.540
**D	RUSSELL INVESTMENTS OVERSEAS EQUITY POOL	0	30.513	30.513
**D	RUSSELL INVESTMENTS ESG GLOBAL EQUITY FUND	0	27.984	27.984
**D	RUSSELL INVESTMENTS MULTI-FACTOR INTERNATIONAL EQUITY POOL	0	627.306	627.306
**D	RUSSELL INSTITUTIONAL FUNDS,LLC-RUSSELL INTL EQUITY FUND	0	281.619	281.619
**D	RUSSELL INSTL FUNDS,LLC-RUSSELL MULTI-ASSET CORE PLUS FUND	0	76.383	76.383
**D	RUSSELL INSTL FUNDS,LLC-RUSSELL GLOB LISTED INFRA FUND	0	136.694	136.694
**D	RUSSELL INSTITUTIONAL FUNDS,LLC-RUSSELL GLOB EQ PLUS FUND	0	173.054	173.054
**D	RUSSELL INVESTMENTS GLOBAL EQUITY FUND	0	478.803	478.803
**D	RUSSELL INVESTMENTS OVERSEAS EQUITY FUND	0	106.374	106.374
**D	BANK OF KOREA	0	1.596.914	1.596.914
**D	HONG KONG SPECIAL ADMINISTRATIVE REGION GOVERNMENT-EXCHANGE F	0	2.196.820	2.196.820
**D	STANDARD LIFE INV GLO ABS RETURN STRAT MASTER FUND LTD.	0	25.292.892	25.292.892
**D	CALIFORNIA PUBLIC EMPLOYEES RETIREMENT SYSTEM	0	25.146.611	25.146.611
**D	CALIFORNIA STATE TEACHERS RETIREMENT SYSTEM	0	469.798	469.798
**D	TJ-NONQUALIFIED, LLC	0	623.771	623.771
**D	METZLER ASSET MANAGEMENT GMBH FOR MI-FONDS 415	0	102.230	102.230
**D	ALLIANZ GLOBAL INVESTORS GMBH FOR ALLIANZGI-FONDS HPT	0	142.747	142.747
**D	ALLIANZ GLOBAL INVESTORS GMBH FOR ALLIANZGI-FONDS VDB	0		

584



ENEL S.p.A.

Assemblea Ordinaria del 24 maggio 2018

24 maggio 2018 21.50.28

LISTA ESITO DELLE VOTAZIONE

Oggetto: Relazione sulla remunerazione

CONTRARI

Badge	Ragione Sociale	Proprio	Delega	Totale
**D	THE WELLINGTON TR COM NATIONAL ASS MULT COLLECT INV F TRUST	0	520.002	520.002
**D	THE WELLINGTON TR CO NAT ASS MULT COMM, ENDURING ASSETS PTF	0	1.159.554	1.159.554
**D	WELLINGTON TR CO, NA MULT COMM TR F TR, REAL TOTAL RETURN PTF	0	406	406
**D	WELLINGTON TR CO NAT ASS MULT COM TR F TR DAILY END ASS PTF	0	1.536.429	1.536.429
**D	THE WELLINGTON TR CO NAT ASS MULT COLLECTIVE INV F TRUST II	0	64.402	64.402
**D	WELLINGTON COMPOUND GROWTH, L.P.	0	64.593	64.593
**D	NEW YORK STATE TEACHERS RETIREMENT SYSTEM	0	1.648.700	1.648.700
**D	PENSIONFONDS METAAL OFF	0	157.133	157.133
**D	PRUDENTIAL RETIREMENT INSURANCE & ANNUITY COMPANY	0	421.800	421.800
**D	VALLSBURG FUND LLC	0	80.000	80.000
**D	WELLINGTON MANAGEMENT FUNDS (IRELAND) PLC	0	1.437.541	1.437.541
**D	ALLIANZ GLOBAL INVESTORS FUND	0	26.735.482	26.735.482
**D	RAS LUX FUND	0	115.000	115.000
**D	ALLIANZ SUISSE - STRATEGY FUND	0	37.868	37.868
**D	METALLRENTE FONDS PORTFOLIO	0	182.978	182.978
**D	ALLIANZ STIFTUNGSFONDS NACHHALTIGKEIT	0	201.898	201.898
**D	PREMIUMMANDAT BALANCE	0	126.789	126.789
**D	PREMIUMMANDAT DYNAMIK	0	145.772	145.772
**D	RP RENDITE PLUS	0	163.387	163.387
**D	OREGON PUBLIC EMPLOYEES RETIREMENT SYSTEM	0	354.854	354.854
**D	DEPARTMENT OF STATE LANDS	0	317.154	317.154
**D	RUSSELL INVESTMENT COMPANY RUSSELL GLOBAL EQUITY FUND	0	1.169.416	1.169.416
**D	FONDATION LUCIE ET ANDRE CHAGNON	0	231.600	231.600
**D	MERCER NON-US CORE EQUITY FUND	0	582.400	582.400
**D	MORGAN STANLEY INSTITUTIONAL FD TR - GLOBAL STRATEGIST PTF	0	34.836	34.836
**D	THE UNIVERSAL INST F INC - GLOBAL STRATEGIST PORTFOLIO	0	4.573	4.573
**D	WELLINGTON DIVERSIFIED INFLATION HEDGES FUND	0	240.506	240.506
**D	MAJOR LEAGUE BASEBALL PLAYERS PENSION PLAN	0	431.200	431.200
**D	NEUBERGER BERMAN GLOBAL ALLOCATION FUND	0	2.708	2.708
**D	PACE INTERNATIONAL EQUITY INVESTMENTS	0	170.646	170.646
**D	ABBEY LIFE ASSURANCE COMPANY LIMITED	0	1.013.119	1.013.119
**D	SCOTTISH WIDOWS OVERSEAS GROWTH INV F ICVC - EURO GROWTH F	0	2.624.185	2.624.185
**D	SCOTTISH WIDOWS OVERSEAS GROWTH INV FUNDS ICVC-GLOBAL GROW F	0	798.326	798.326
**D	STATE STREET TRUSTEES LTD ATF ABERDEEN CAPITAL TRUST	0	213.270	213.270
**D	SCOTTISH WIDOWS INV SOLUTIONS F ICVC- EUROPEAN (EX UK) EQ FD	0	2.412.904	2.412.904
**D	THE TRUSTEES OF CONOCOPHILLIPS PENSION PLAN	0	142.073	142.073
**D	FP RUSSELL INVESTMENTS ICVC-FP RUSSELL INV INT GROWTH ASSO F	0	114.959	114.959
**D	THE TRUSTEES OF STAGECOACH GROUP PENSION SCHEME	0	629.700	629.700
**D	ALLIANZ INT INV FDS- ALLIANZ BEST STYLES GLOBAL AC EQUITY FUND	0	78.074	78.074
**D	ALLIANZ UK+EUROPEAN INV FDS-ALLIANZ EUROPEAN EQUITY INCOME FD	0	281.110	281.110
**D	ALLIANZ UK + EUROPEAN INV FUNDS-ALLIANZ UK EQUITY INCOME FUND	0	240.000	240.000
**D	HBOS INTERNATIONAL INV FUNDS ICVC- EUROPEAN FUND	0	992.867	992.867
**D	HBOS INTERNATIONAL INV FUNDS ICVC- INTERNATIONAL GROWTH FUND	0	1.546.740	1.546.740

Azionisti: 791 Test: 5
Azionisti in proprio: 3 Azionisti in delega: 788

585

LISTA ESITO DELLE VOTAZIONE
 Oggetto: Relazione sulla remunerazione

CONTRARI

Badge	Ragione Sociale	Proprio	Delega	Totale
**D	F+C INSTITUTIONAL INVESTMENT FUNDS ICVC- INST GLB EQ F	0	190.224	190.224
**D	STICHTING F AND C MULTI MANAGER EUROPEAN EQUITY ACTIVE	0	524.483	524.483
**D	STICHTING TRUST F AND C UNHEDGE	0	138.395	138.395
**D	ABERDEEN INV FUNDS UK ICVC II-ABERDEEN EUR EQ ENHANCED INDEXF	0	486.196	486.196
**D	ABERDEEN INVEST FUNDS UK ICVC II - ABER WORLD EQT ENHD IND FD	0	276.713	276.713
**D	SCOTTISH WIDOWS INV SOL F ICVC- FUNDAMENTAL INDEX GLB EQ F	0	2.037.907	2.037.907
**D	RUSSELL INVESTMENTS INTERNATIONAL SHARES FUND	0	292.578	292.578
**D	RUSSELL INVESTMENTS GLOBAL OPPORTUNITIES FUND	0	971.175	971.175
**D	EMERGENCY SERVICES SUPERANNUATION SCHEME	0	36.839	36.839
**D	FIRST STAPE SUPERANNUATION SCHEME	0	1.269.763	1.269.763
**D	RUSSELL INVESTMENTS TAX EFFECTIVE GLOBAL SHARES FUND	0	558.238	558.238
**D	RUSSELL INVESTMENTS GLOBAL LISTED INFRASTRUCTURE FUND - HEDGED	0	47.222	47.222
**D	QSUPEP	0	931.189	931.189
**D	VFMC INTERNATIONAL EQUITY TRUST 1	0	67.647	67.647
**D	VFMC INTERNATIONAL EQUITY TRUST 2	0	123.794	123.794
**D	CHURCH OF ENGLAND INVESTMENT FUND FOR PENSIONS	0	174.876	174.876
**D	FRANMOR NOMINEES LTD ACT ICA NOM FOR DAV HAR PRINDLE BRADBURY	0	19.085	19.085
**D	FRANMOR NOM LTD ACT ICA AS NOM FOR GEO SWITH RODDIS BRADBURY	0	19.085	19.085
**D	HUBBELL INCORPORATED MASTER PENSION TRUST	0	497	497
**D	SARASIN GLOBALSAR - STRATEGIC F, A SUB F OF SARASIN F ICVC	0	370.000	370.000
**D	NATIONAL WESTMINSTER BANK PLC AS TRU OF SARASIN ENDOWMENTS FD	0	3.449.748	3.449.748
**D	SARASIN EQ GLB THEM F (GBP HEDGED), A SUB FUND OF SARASIN F	0	334.223	334.223
**D	SARASIN GLB HIGHER DIVIDEND (GBP HEDGED)	0	1.039.622	1.039.622
**D	W.K. KELLOGG FOUNDATION	0	41.550	41.550
**D	NATIONAL WESTMINSTER BK PLC AS TRU OF SARASIN INC AND RES FD	0	135.157	135.157
**D	NAT WEST BK PLC AS TRU OF SARASIN CLIMATE ACTIVE ENDOWMENTS FD	0	213.231	213.231
**D	STICHTING PENSIONFONDS APF	0	803.368	803.368
**D	CHEVRON MASTER PENSION TRUST	0	440.500	440.500
**D	THE TRUSTEES OF CHEVRON UK PENSION PLAN	0	247.500	247.500
**D	CITY OF LOS ANGELES FIRE AND POLICE PENSION PLAN	0	24.000	24.000
**D	NORTH DAKOTA STATE INVESTMENT BOARD	0	1.661.600	1.661.600
**D	STANISLAUS COUNTY EMPLOYEES' RETIREMENT ASSOCIATION	0	508.100	508.100
**D	FIRE AND POLICE PENSION FUND SAN ANTONIO	0	390.600	390.600
**D	STICHTING PENSIONFONDS VAN DE METALEKTRO (PME)	0	2.979.179	2.979.179
**D	WILSHIRE INTERNATIONAL EQUITY FUND	0	10.011	10.011
**D	ATIVO INTERNATIONAL EQUITY FUND LP	0	113.900	113.900
**D	STATES OF JERSEY COMMON INVESTMENT FUND	0	35.718	35.718
**D	LSV INTERNATIONAL CONCENTRATED EQUITY FUND, LP	0	790.900	790.900
**D	LSV INTERNATIONAL (AC) VALUE EQUITY FUND, LP	0	1.772.100	1.772.100
**D	MOUSSERENA, LP	0	888.424	888.424
**D	THE PUBLIC INSTITUTION FOR SOCIAL SECURITY	0	211.712	211.712
**D	THE PUBLIC INSTITUTION FOR SOCIAL SECURITY	0	195.050	195.050
**D	THE PUBLIC INSTITUTION FOR SOCIAL SECURITY	0	405.428	405.428



LISTA ESITO DELLE VOTAZIONE

Oggetto: Relazione sulla remunerazione

CONTRARI

Badge	Ragione Sociale	Proprio	Delega	Totale
**D	THE PUBLIC INSTITUTION FOR SOCIAL SECURITY	0	471.800	471.800
**D	NATIONAL COUNCIL FOR SOCIAL SECURITY FUND, P.R.C	0	39.545	39.545
**D	NCEE ANN POLYTECHNIC	0	2.359	2.359
**D	COMMONWEALTH SUPERANN CORP ATF ARIA INVESTMENTS TR	0	638.356	638.356
**D	THE NORTHERN TRUST COMPANY SUB-ADVISED COLLECTIVE FUNDS TRUST	0	3.741.795	3.741.795
**D	COVENANT HEALTH	0	83.100	83.100
**D	EMERSON ELECTRIC CO. RETIREMENT MASTER TRUST	0	202.900	202.900
**D	LSV INTERNATIONAL VALUE EQUITY TRUST	0	2.650.700	2.650.700
**D	FREPORT MINERALS CORPORATION DEFINED BENEFIT MASTER TRUST	0	166.300	166.300
**D	PRESBYTERIAN CHURCH (USA) FOUNDATION	0	63.414	63.414
**D	TYCO ELECTRONICS DEFINED BENEFIT PLANS MASTER TRUST	0	143.900	143.900
**D	PUBLIC EMPLOYEES RETIREMENT ASSOCIATION OF COLORADO	0	8.039.167	8.039.167
**D	EMPLOYEES RETIREMENT FUND OF THE CITY OF DALLAS	0	57.920	57.920
**D	DUKE ENERGY CORPORATION MASTER RETIREMENT TRUST	0	751.513	751.513
**D	GENERAL PENSION AND SOCIAL SECURITY AUTHORITY	0	249.769	249.769
**D	ILLINOIS MUNICIPAL RETIREMENT FUND	0	60.100	60.100
**D	CIVIL EMPL RET SYS OF THE POLICE DEP OF KANSAS CITY, MISSOURI	0	19.500	19.500
**D	POLICE RETIREMENT SYSTEM OF KANSAS CITY, MISSOURI	0	82.100	82.100
**D	MISSOURI LOCAL GOVERNMENT EMPLOYEES RETIREMENT SYSTEM	0	230.200	230.200
**D	MARSH AND MCLENNAN MASTER RETIREMENT TRUST	0	402.300	402.300
**D	STATE UNIVERSITIES RETIREMENT SYSTEM	0	2.574.250	2.574.250
**D	TEACHERS' S RETIREMENT SYSTEM OF OKLAHOMA	0	1.325.344	1.325.344
**D	UTAH STATE RETIREMENT SYSTEMS	0	1.153.726	1.153.726
**D	SARASIN GLOBAL DIVIDEND	0	606.777	606.777
**D	DIVERSIFICATION FUND ICVC	0	14.380	14.380
**D	SARASIN GLOBAL DIV F (GBP HEDGED) A SUB F OF SARASIN F ICVC	0	447.218	447.218
**D	SARASIN EQUISAR GUB THEMATIC F, A SUB F OF SARASIN F ICVC	0	1.089.841	1.089.841
**D	THE MAZENER FUND	0	513.846	513.846
**D	SARASIN EQUISAR LIID FUND, A SUB FUND OF SARASIN FUNDS ICVC	0	229.500	229.500
**D	SARASIN GLOBAL HIGHER DIV FUND	0	2.591.888	2.591.888
**D	THE BOARD OF THE PENSION PROTECTION FUND	0	179.343	179.343
**D	KENT COUNTY COUNCIL SUPERANNUATION FUND	0	1.059.649	1.059.649
**D	HP INVEST COMMON CONTRACTUAL FUND	0	9.979	9.979
**D	SARASIN COMMON CONTRACTUAL FUND	0	138.838	138.838
**D	COMMONWEALTH GLOBAL SHARE FUND 29	0	930	930
**D	FP VERBATIM PORTFOLIO 5 INCOME FUND	0	65.000	65.000
**D	MUNICIPAL EMPLOYEES' ANNUITY AND BENEFIT FUND OF CHICAGO	0	279.800	279.800
**D	LABORERS' AND RET BOARD EMPL ANNUITY & BENEFIT F OF CHICAGO	0	47.000	47.000
**D	LEGAL & GENERAL GLOBAL EQUITY INDEX FUND	0	28.037	28.037
**D	NAT WEST BK AS TRUSTEE OF LEGAL & GENERAL EUROPEAN INDEX TR	0	4.699.460	4.699.460
**D	NAT WEST BK PLC AS TRUSTEE OF THE LEGAL & GENERAL INT IND TR	0	410.184	410.184
**D	LEGAL & GENERAL ICAY	0	123.491	123.491
**D	SARASIN IE GLOBALSAR - DYNAMIC (GBP)	0	1.050.000	1.050.000



587

LISTA ESITO DELLE VOTAZIONE
 Oggetto: Relazione sulla remunerazione

CONTRARI

Badge	Ragione Sociale	Proprio	Delega	Totale
**D	SARASIN IE GLOBAL EQUITY OPPORTUNITIES (USD)	0	485.687	485.687
**D	SARASIN IE GLOBALSAR - STRATEGIC (EUR)	0	88.000	88.000
**D	SARASIN IE GLOBALSAR - DYNAMIC (USD)	0	335.000	335.000
**D	SARASIN IE GLOBALSAR - INCOME (GBP)	0	130.000	130.000
**D	SARASIN IE GLOBAL EQUITY OPPORTUNITIES (GBP)	0	1.056.443	1.056.443
**D	SARASIN IE GLOBALSAR - STRATEGIC (GBP)	0	63.000	63.000
**D	SARASIN IE GLOBALSAR - STRATEGIC (USD)	0	87.000	87.000
**D	LEGAL & GENERAL FUTURE WORLD EQUITY FACTORS INDEX FUND	0	102.905	102.905
**D	LEGAL & GENERAL AUTHORISED CONTRACTUAL SCHEME	0	119.378	119.378
**D	BRITISH COLUMBIA INVESTMENT MANAGEMENT CORPORATION	0	2.020.055	2.020.055
**D	ILLINOIS STATE BOARD OF INVESTMENT	0	780.286	780.286
**D	STICHTING DELA DEPOSITARY AND MANAGEMENT	0	721.391	721.391
**D	SICAV EPARGNE ETHIQUE ACTIONS	0	135.555	135.555
**D	SICAV CHOIX SOLIDAIRE	0	95.874	95.874
**D	FCP ECOFI FLEXIBLE	0	12.242	12.242
**D	IBM FRANCE	0	139.157	139.157
**D	FCP HAMELIN DIVERSIFIE FLEX II	0	11.072	11.072
**D	A.A. - BNP PAM -ISR	0	1.091.753	1.091.753
**D	AA ALLIANZ DIVERSIFIE	0	450.000	450.000
**D	ALLIANZ DIVERSIFIE CADMARTIN	0	118.000	118.000
**D	FCP CARPIMKO EUROPE	0	441.769	441.769
**D	FCP BOURBON 12	0	120.000	120.000
**D	ALLIANZ GLOBAL INVESTORS (FRANCE) SA	0	130.000	130.000
**D	CNP ASSURANCES	0	6.350.000	6.350.000
**D	CNP ASSURANCES	0	264.784	264.784
**D	CNP ASSURANCES	0	1.065.605	1.065.605
**D	CNP ASSURANCES	0	43.776	43.776
**D	CNP ASSURANCES	0	22.547	22.547
**D	CNP ASSURANCES	0	238.960	238.960
**D	CNP ASSURANCES	0	47.990	47.990
**D	ECOFI ACTIONS SCR	0	706.004	706.004
**D	AA SARASIN ISR	0	213.941	213.941
**D	FCP TONI ACTIONS 100	0	2.230.260	2.230.260
**D	FCP VIVACCIO ACTIONS	0	1.519.920	1.519.920
**D	LBPAM ACTIONS INDICE	0	246.248	246.248
**D	LBPAM PROFIL 80 PEA	0	144.327	144.327
**D	LBPAM PROFIL 100	0	2.451.856	2.451.856
**D	LBPAM ACTIONS DIVIDENDES EUROPE	0	138.262	138.262
**D	CAVEC LFP DIVERSIFIE	0	233.437	233.437
**D	LBPAM ACTIONS OPTI INDICE EURO	0	525.654	525.654
**D	STG BEF VOOR HET LEVENSMID. BEDRIJF IPM	0	3.973.541	3.973.541
**D	STICHTING BEDRIJFSPENSIOENFONDSVOOR DE LANDBOUW MANDAAT BLACKRO	0	1.121.257	1.121.257
**D	STICHTING PENSIOENFONDS PGB	0	96.210	96.210
**D	STG BEDRIJFSTAKPFD V H	0		



ENEL S.p.A.

24 maggio 2018 21.50.28

Assemblea Ordinaria del 24 maggio 2018

LISTA ESITO DELLE VOTAZIONE

Oggetto: Relazione sulla remunerazione

CONTRARI

Badge	Ragione Sociale	Proprio	Delega	Totale
**D	STG BPF VD DETAILHANDEL MND BLACKROCK MSCI EMEA	0	1.462.015	1.462.015
**D	THINK CAPITAL ETF'S INZAKE ETF F	0	558.816	558.816
**D	HARMONY OVERSEAS EQUITY POOL	0	71.867	71.867
**D	EAFE EQUITY FUND	0	32.445	32.445
**D	BMO GLOBAL ABSOLUTE RETURN FUND	0	77.668	77.668
**D	INVESTORS GLOBAL INFRASTRUCTURECLASS	0	627.090	627.090
**D	BMO MSCI EAFE INDEX ETF	0	798.139	798.139
**D	MACKENZIE INTERNATIONAL EQUITY INDEX ETF	0	3.578	3.578
**D	MACKENZIE MAX DIVERSIFICATION ALL WORLD DEVELOPED IND ETF	0	27.397	27.397
**D	IMPETAL GLOBAL EQUITY INCOME POOL	0	2.203.780	2.203.780
**D	UNIVERSITY OF GUELPH FOREIGN PROPERTY TRUST	0	218.300	218.300
**D	UNIVERSITY OF GUELPH	0	95.600	95.600
**D	US STEEL CANADA INC MASTER TRUST	0	93.700	93.700
**D	FIRST ASSET MORNINGSTAR INTERNATIONAL VALUE INDEX ETF	0	123.073	123.073
**D	YORK UNIVERSITY PENSION FUND	0	492.000	492.000
7695	FORTE MARCO	0	1	1

Totale voti 768.215.103
 Percentuale votanti % 12,311275
 Percentuale Capitale % 7,556204

Azionisti: 791 Teste: 5
 Azionisti in proprio: 3 Azionisti in delega: 788

58P



24 maggio 2018 21.50.28

ENEL S.p.A.

Assemblea Ordinaria del 24 maggio 2018

LISTA ESITO DELLE VOTAZIONE
Oggetto: Relazione sulla remunerazione

ASTENUTI

Badge	Ragione Sociale	Proprio	Delega	Totale
7026	DEL GIUDICE MATTEO	0	0	0
DE*	HC RENTE	0	76.806	76.806
DE*	PAWL EQUITY FUND AHEAD WEALTH SOLUTIONS AG	0	8.675	8.675
DE*	SIEMENS BSAV BALANCED	0	64.226	64.226
DE*	SIEMENS DC BALANCED	0	489.734	489.734
DE*	SIEMENS-FONDS SIEMENS-RENTE	0	1.634.494	1.634.494
DE*	SIEMENS-FONDS SPT MM	0	880.443	880.443
7131	AGOSTINI ANTONIO	0	0	0
**D	SOMERSET COUNTY COUNCIL PENSION FUND	0	174.876	174.876
**D	SOUTH YORKSHIRE PENSIONS AUTHORITY	0	1.025.000	1.025.000
**D	WEST YORKSHIRE PENSION FUND	0	1.750.000	1.750.000
**D	NYPF FIDELITY	0	303.865	303.865
**D	BTG FACTUAL BANKING LIMITED	0	21.002	21.002
**D	CLINTON EQUITY STRATEGIES MASTER FUND LTD	0	32.889	32.889
**D	CLINTON LIGHTHOUSE EQUITY STRATEGIES FUND (OFFSHORE) LP CO CLINTON GROUP, INC.	0	3	3
**D	CLINTON LIGHTHOUSE EQUITY STRATEGIES MASTER FUND LTD. C/O CLINTON GROUP, INC	0	3.183	3.183
**D	CLINTON LIGHTHOUSE EQUITY STRATEGIES MASTER FUND LTD. C/O CLINTON GROUP, INC	0	11	11
**D	ERGOS OFFSHORE I LTD CO HARNEYS CORPORATE SERVICES	0	266.950	266.950
**D	NOTTINGHAMSHIRE COUNTY COUNCIL PENSION FUND	0	1.068.081	1.068.081
**D	MERSEYSIDE PENSION FUND	0	1.942.000	1.942.000
**D	LGPS CENTRAL AUTHORISED CONTRACTUAL SCHEME	0	1.942.000	1.942.000

Totale voti 9.742.238
 Percentuale votanti % 0,156127
 Percentuale Capitale % 0,095825

Azionisti: 18 Teste: 18
 Azionisti in proprio: 0 Azionisti in delega: 18

SPO



ENEL S.p.A.

24 maggio 2018 21.50.28

Assemblea Ordinaria del 24 maggio 2018

LISTA ESITO DELLE VOTAZIONE
Oggetto: Relazione sulla remunerazione

NON VOTANTI

Badge	Ragione Sociale	Proprio	Delega	Totale
7131	AGOSTINI ANTONIO	0	0	0
**D	JSS INVESTMENTFONDS	0	2.127.370	2.127.370
**D	REASSURE LIMITED	0	2.901.852	2.901.852
7237	D'ATRI GIANFRANCO	0	2	2

Totale voti 5.029.224
 Percentuale votanti % 0,080597
 Percentuale Capitale % 0,049468

Azionisti in proprio: 3
 Azionisti in delega: 0

Pagina 74

591