


COIMARES

Q1 2019 RESULTS ACTIVE LEASING DRIVING PORTFOLIO PERFORMANCE

May 3rd, 2019



REAL ESTATE SIIQ

Key Highlights

Manfredi Catella, CEO

Financial Results

Fulvio Di Gilio, CFO

Portfolio & Asset Management

Matteo Ravà, Head of Asset Management

Market Outlook

Gabriele Bonfiglioli, Head of Investments

Closing Remarks

Manfredi Catella, CEO

Appendix

COIMARES



Q1 2019 - HIGHLIGHTS



A solid start in 2019 through leasing activity and development. Milan office market remains solid

LEASING	<ul style="list-style-type: none">■ €1.1m of new leases<ul style="list-style-type: none">– Leasing of 2 vacant bank branches in Milan and Turin signed in 2019 YTD for a total of €660k of gross rent– Reletting of one office floor at Gioiaotto with 50% positive reversion (from €330/sqm to €500/sqm)■ Like for like rental growth at 6.2% (3.8% related to Pavilion and 2.4% related to Gioiaotto)■ EPRA Occupancy Rate increased by 60 bps in Q1 2019 to 96.5%
DEVELOPMENT	<ul style="list-style-type: none">■ €2.0m capex spent on Corso Como Place in Q1 2019<ul style="list-style-type: none">– Estimated €20.2m residual capex for 2019-2020, aiming for completion of works in 2020– Positive feedback from prospective tenants, target to pre-let a significant portion of the project in 2019
DISPOSALS	<ul style="list-style-type: none">■ Sold one Deutsche Bank branch in Pisa (Tuscany, Centre of Italy)<ul style="list-style-type: none">– Sale price of €500k at 4.2% premium to Dec-18 valuation– Total of 27 bank branches sold since IPO for €42.0m (30% of initial portfolio), sale price in line with contribution value
FINANCIAL RESULTS	<ul style="list-style-type: none">■ Gross Rents stable year-on-year at €8.7m■ EBITDA up 5.6% year-on-year to €5.5m■ EPRA NAV per share up 1.1% in Q1 2019 to €11.84■ LTV at 34.0%
MILAN OFFICE MARKET	<ul style="list-style-type: none">■ Milan office market remains solid<ul style="list-style-type: none">– €760m of investment transactions in Q1 2019 (> 3x vs Q1 2018) with a stable yield environment– > 120k sqm take up in Q1 2019 (+50% vs Q1 2018) with record low vacancy for Grade A assets

Key Highlights

Manfredi Catella, CEO

Financial Results

Fulvio Di Gilio, CFO

Portfolio & Asset Management

Matteo Ravà, Head of Asset Management

Market Outlook








Gabriele Bonfiglioli, Head of Investments

Closing Remarks

Manfredi Catella, CEO

Appendix

COIMARES



Q1 2019 - FINANCIAL HIGHLIGHTS



BALANCE SHEET	MAR-19	DEC-18	Δ%	Δ
Gross Asset Value ¹	€666.6m	€663.9m	0.4%	€2.7m
EPRA NAV per share	€11.84	€11.71	1.1%	€0.13
EPRA NNAV per share	€11.63	€11.54	0.8%	€0.09
LTV ¹	34.0%	34.5%	n.m.	(50) bps

INCOME STATEMENT	Q1 2019	Q1 2018	Δ%	Δ
Gross Rents	€8.7m	€8.8m	(1.2)%	€(0.1)m
NOI Margin	89.1%	89.4%	n.m.	(30) bps
EBITDA	€5.5m	€5.2m	5.6%	€0.3m
Net Profit	€4.7m	€3.4m	37.8%	€1.3m
EPRA Earnings per share	€0.10	€0.11	(11.8)%	€0.01
Recurring FFO per share	€0.11	€0.12	(9.2)%	€0.01
All in cost of debt (blended)	2.02%	1.97%	n.m.	5 bps
ICR	3.2x	3.3x	n.m.	(0.1)x

OTHER EPRA KPIs ²	MAR-19	DEC-18	Δ%	Δ
EPRA Net Initial Yield	4.9%	4.8%	n.m.	10 bps
Expected Topped-up Net Initial Yield	5.3%	5.2%	n.m.	10 bps
EPRA Vacancy Rate	3.5%	4.1%	n.m.	(60) bps

Notes:

1) Corso Como Place included on a look through basis

2) Data as of Dec-18 pro forma for IBM leasing (which was signed in August 2018 and became effective on January 31st, 2019)



EPRA NAV - EVOLUTION




EPRA NAV per share growth of 1.1% in Q1 2019 (9.8% in the last 12 months)

■ EPRA NAV PER SHARE EVOLUTION (€)



■ EPRA NAV BRIDGE Q1 2019 (€m)

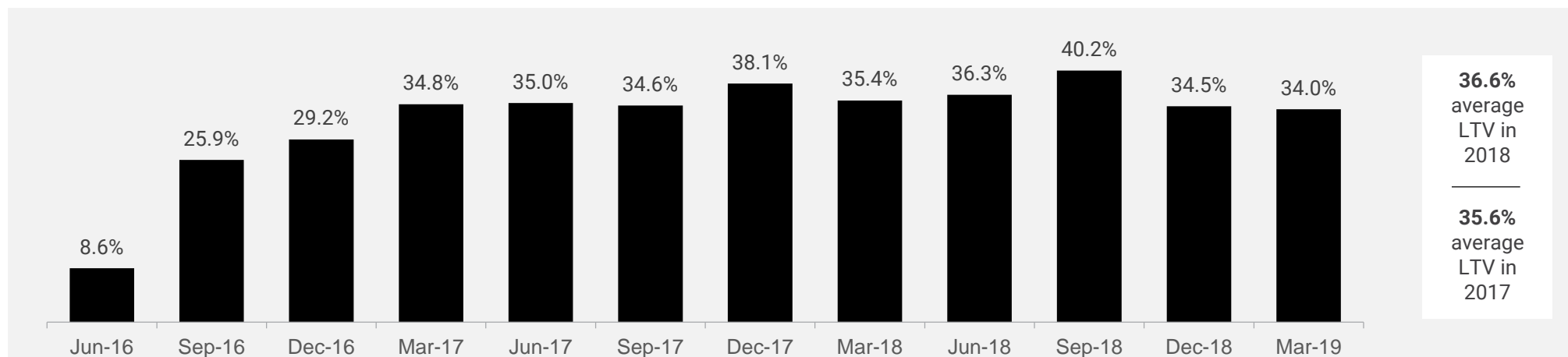


LTV AND DEBT STRUCTURE - EVOLUTION



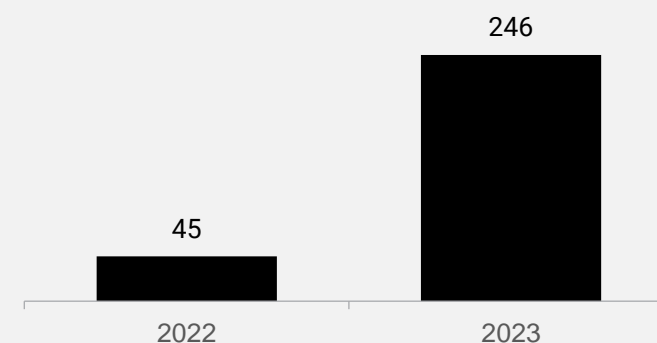
Weighted average debt maturity of c. 4.1 years, "all in" cost of debt of ~ 2.0%, gross debt c. 75% hedged

LTV PROGRESSION¹



GROSS DEBT MATURITY PROFILE (€m)

- Debt deal signed on July 16th, 2018 (pool of banks: Banca IMI, BNP Paribas, ING, UniCredit)
 - New debt for €70.0m for Monte Rosa and Tocqueville acquisition
 - Refinancing of €149.3m of existing debt on Vodafone complex and Deutsche Bank
 - Maturity of 5 years
- On October 31st, 2018, signed with UniCredit a €27.0m² financing for the Pavilion acquisition
 - Secured debt, 5 years maturity, 1.80% "all in" cost
- Reimbursed €47.9m of debt related to the Eurcenter disposal in Dec-18



Key Highlights

Manfredi Catella, CEO

Financial Results

Fulvio Di Gilio, CFO

Portfolio & Asset Management

Matteo Ravà, Head of Asset Management







Market Outlook

Gabriele Bonfiglioli, Head of Investments

Closing Remarks

Manfredi Catella, CEO

Appendix



COIMARES

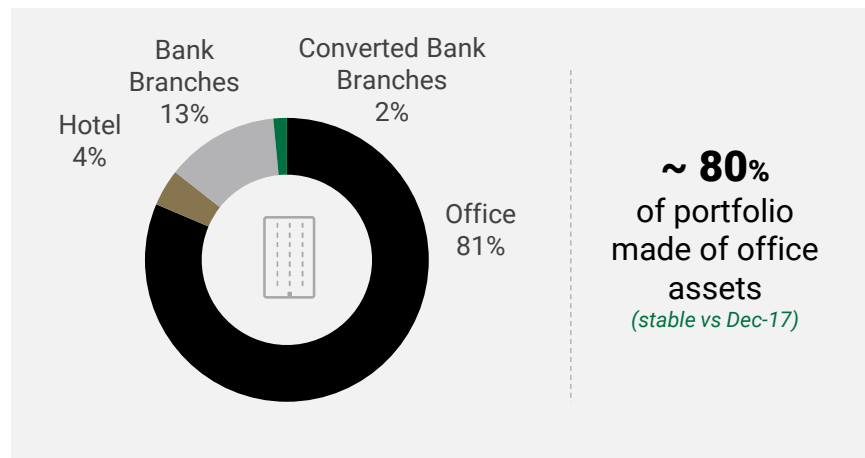
PORTFOLIO - BREAKDOWN



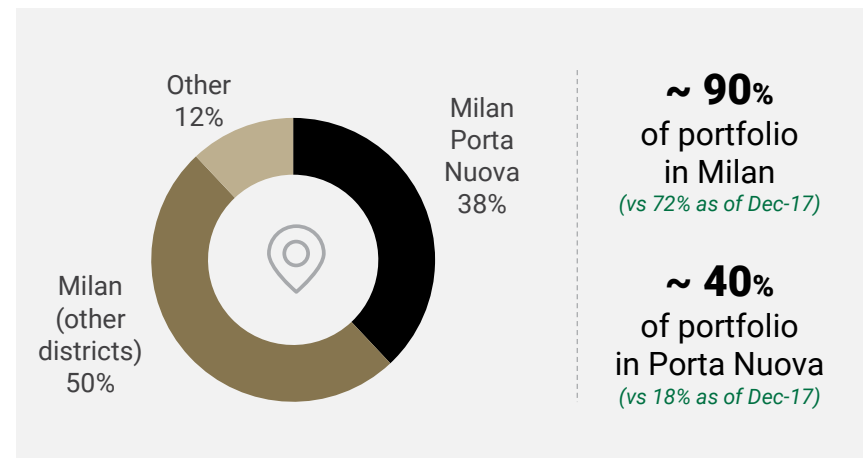
A high quality portfolio focused on Milan offices, the most resilient, large, liquid and transparent market in Italy

€667 MILLION PORTFOLIO
80% OFFICES
90% MILAN
40% PORTA NUOVA
54% LEED CERTIFIED
6.3 YEARS WALT
4.9% EPRA NET INITIAL YIELD
5.3% EPRA TOPPED-UP NET INITIAL YIELD
3.5% EPRA VACANCY RATE

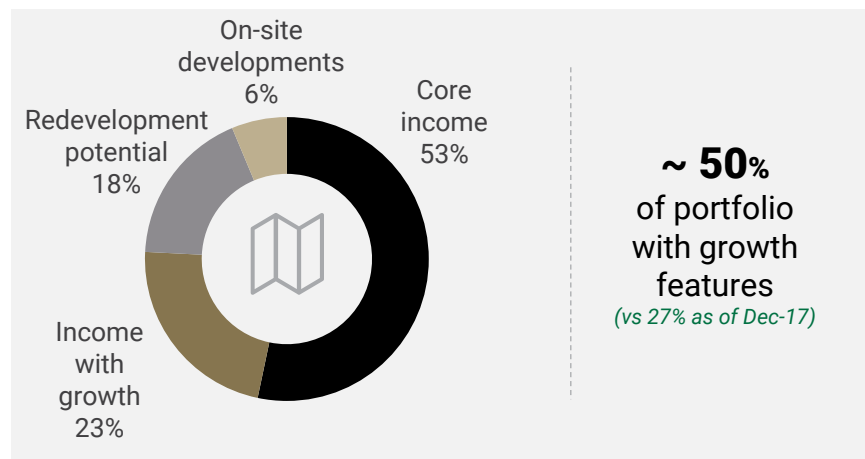
BREAKDOWN BY USE^{1,2}



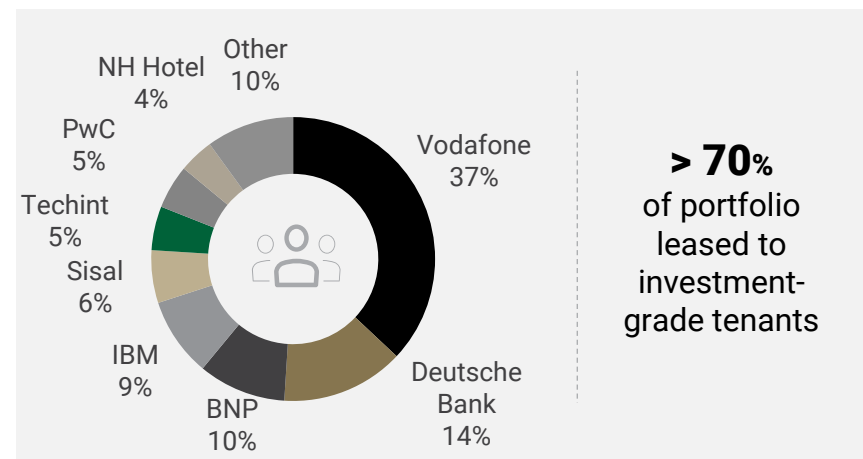
BREAKDOWN BY GEOGRAPHY



BREAKDOWN BY STRATEGY



BREAKDOWN BY TENANT



Note:

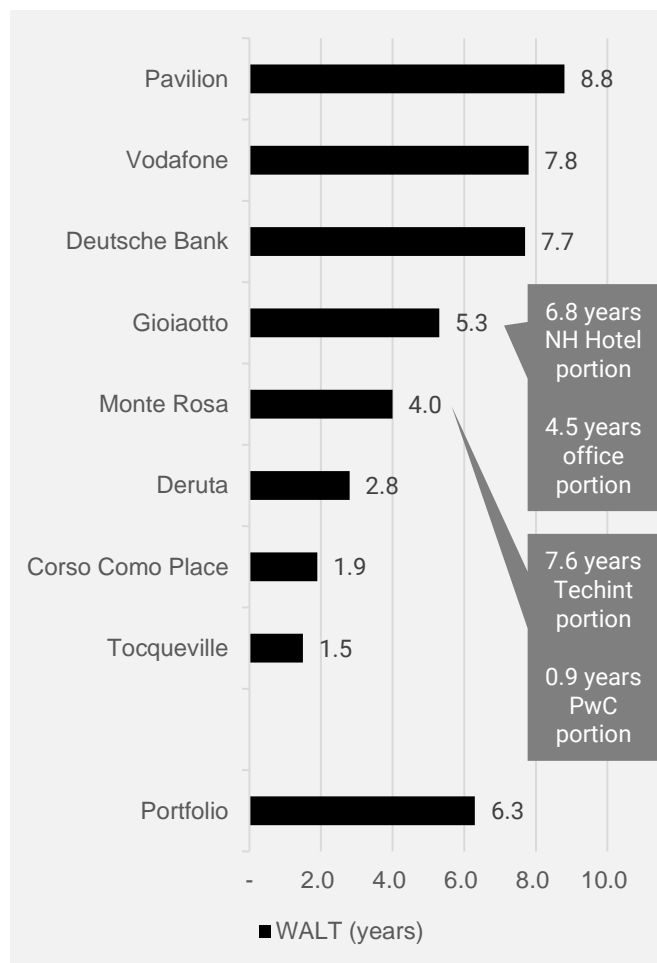
- 1) Office portion includes c. 2,200 sqm of ground floor retail
- 2) Pavilion classified as office space

PORTFOLIO - LEASE PROFILE OVERVIEW

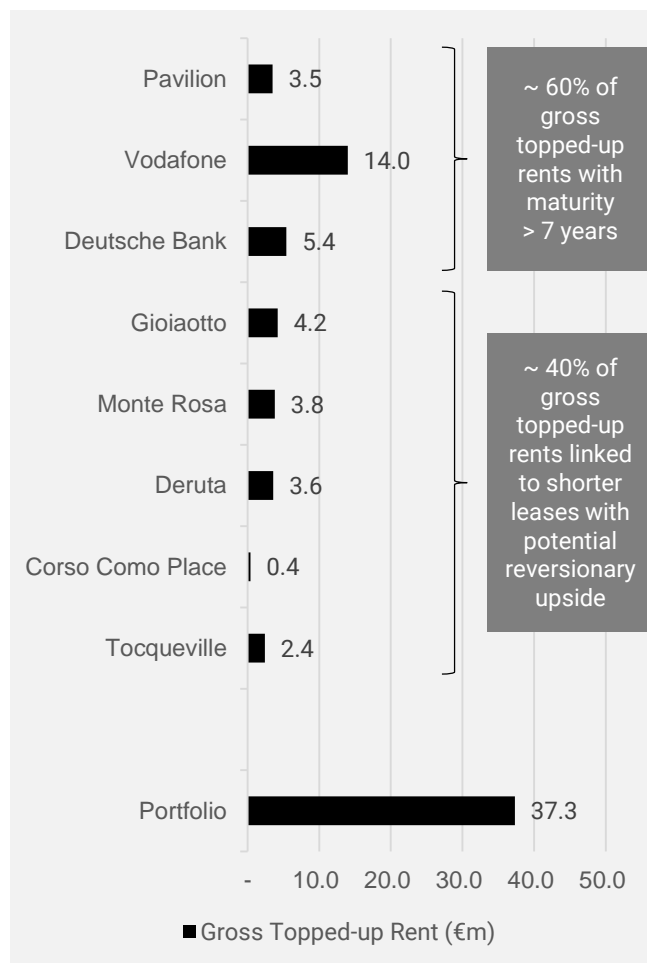


A €667m high quality portfolio focused on Milan offices with both a defensive profile and a “growth” component

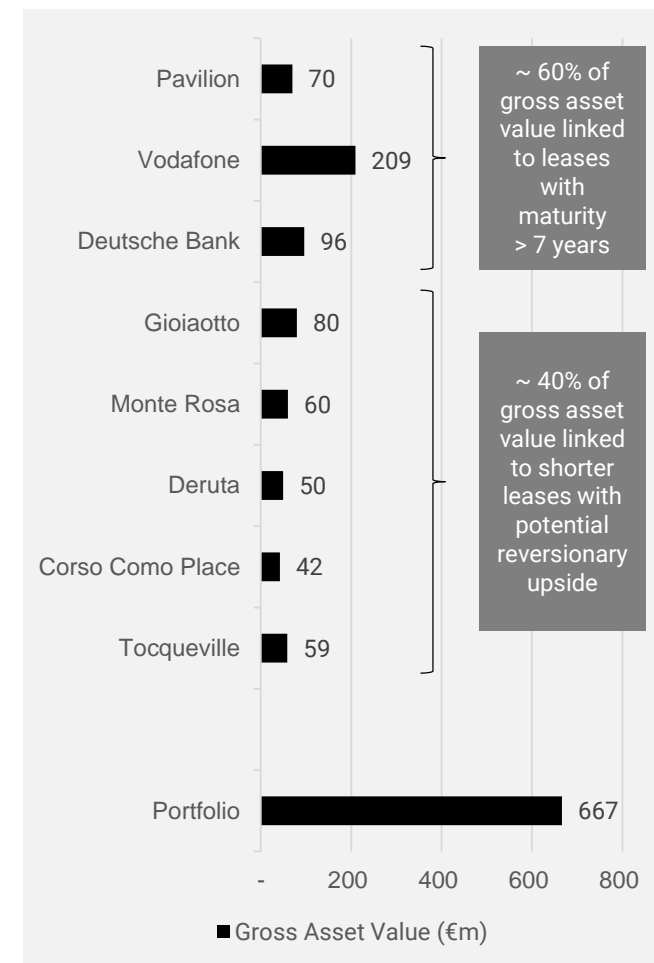
LEASE MATURITY PROFILE (BY ASSET)



GROSS RENT PROFILE (BY ASSET)



GROSS ASSET VALUE (BY ASSET)











PORTFOLIO - CASH FLOW PROFILE



Strong cash flow profile with limited capex requirements in the next three years

OVERVIEW OF 2019-2021 PORTFOLIO CASH FLOW PROFILE

Assets		WALT	Comment	2019	2020	2021
	Pavilion	8.8 years	Long term lease Step up in rent in Q1 2020, linked to inflation afterwards	Cash flow		
	Vodafone	7.8 years	Long term lease, linked to inflation	Cash flow		
	Deutsche Bank	7.7 years	Long term lease, linked to inflation	Cash flow		
	Gioiaotto	5.3 years	Long term lease for hotel portion (WALT 6.8 years) Short term leases on office side (WALT 4.5 years)	Cash flow Potential positive reversion from reletting office leasing contracts Potential upside on NH Hotel lease from 2020 onwards (linked to operations)		
	Tocqueville	1.5 years	Medium term lease	Cash flow		
	Deruta	2.8 years	Medium term lease	Cash flow		
	Monte Rosa	4.0 years	Long term lease for Techint portion (WALT 7.6 years) Short term leases on PwC portion (WALT 0.9 years)	Cash flow (Techint)		
				Cash flow (PwC)	Capex	New tenant
	Corso Como Place	1.9 years	Under refurbishment, leasing activity ongoing	Capex (€22.2m COIMA RES' share)	Revenues / Cash flow	

LEASING ACTIVITY IN 2019 YTD – SUMMARY



Approx. €1.1 million in new leases in 2019 YTD, including two vacant bank branches

■ GIOIAOTTO

- Alexion Pharma signed binding term-sheet¹ to lease 770 sqm of office space (one entire floor)
 - Floor currently occupied by axélero
 - New lease length of 7 + 6 years
 - Premium of 50% vs in place rent (from €330/sqm to €500/sqm)
- More than 2,000 sqm released at Gioiaotto (3 floors out of 8) in the last 12 months
 - Positive average reversion in the reletting of c. 30%
- Remaining 5 office floors with embedded potential positive reversion
 - Current average rent in place of €380/sqm



■ BANK BRANCHES

- Signed leasing for two bank branches in Milan and Turin² previously vacant
 - Total surface c. 6,000 sqm, additional gross rents of €660,000 for COIMA RES on a stabilised basis
 - Both new leases have a length of 9 years
 - Tenants active in the healthcare services and wellness sector
 - Minimal capex requirements for COIMA RES (up to €50,000)
 - Number of vacant branches reduced to 3 from 5 (in Dec-18)
 - Vacant surface within the bank branch portfolio reduced by 60% (c. 3,900 sqm vacancy remaining)
 - Vacancy rate in the bank branch portfolio reduced from 22% to 9% (based on sqm)



Note:

1)
2)

Subject to axélero releasing space by end of Q3 2019, which axélero has already agreed to
Effective date starting from the granting from the City of Turin of the change of use for the premise (process already started by the new tenant)

CORSO COMO PLACE - PROJECT UPDATE



A “next generation” project in the heart of Porta Nuova

■ Value-add project in the heart of Milan Porta Nuova

- Joint venture¹ between COIMA RES and COIMA Opportunity Fund II

■ Total project cost of €164m¹

- Purchase price: €89m (2016)
- Estimated capex & other capitalised expenses: €75m (2017-2020)
Already spent €18.2m (Jan-17 / Mar-19)
Residual to be spent €56.8m (Apr-19 / 2020)

■ Leverage and target returns

- Gross Yield on Cost: c. 6%
- Levered IRR: c. 12%
- Project Loan to Cost: c. 60%

■ Cutting edge sustainable and innovative technologies

- PLP Architecture leading the project
- Implementation of Smart Building infrastructure
- Approx. 65% of energy use from renewable sources
- Targeting LEED Gold, WELL Gold, NZEB and Cradle to Cradle

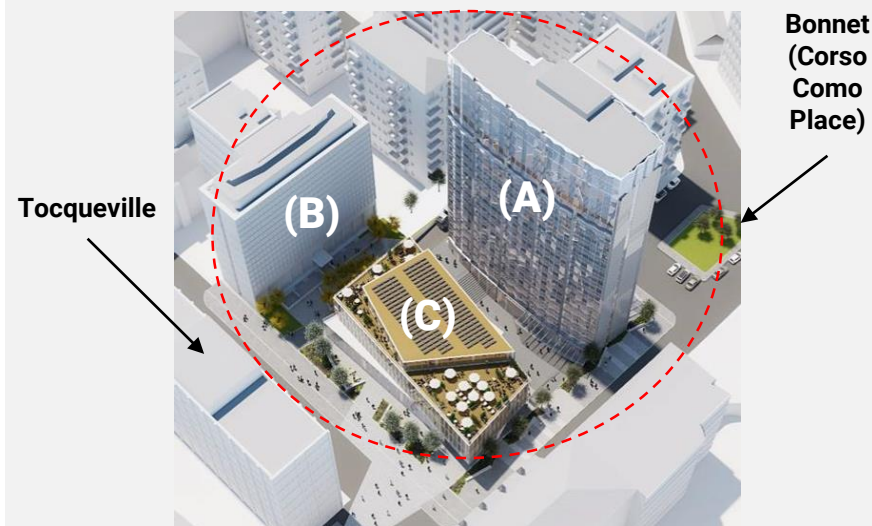
■ Place-making

- Creation of a new public space
- Seamless integration of streets connecting to Corso Como & Porta Nuova

- **Building A** (high-rise office tower, 16,000 sqm GBA)
 - existing building, 100% vacant, leasing in progress
 - hard refurbishment

- **Building B** (low-rise office tower, 6,200 sqm GBA)
 - existing building, currently >60% leased
 - extraordinary maintenance works only

- **Building C** (new office / retail low-rise, 4,800 sqm GBA)
 - new building (partially replacing underground parking)
 - 100% vacant, leasing in progress
 - demolish and rebuild existing underground parking
 - develop new office with ground floor retail



**TARGET
CERTIFICATIONS**



**LEED
Gold**



**WELL
Gold**



**Near Zero
Energy
Building**

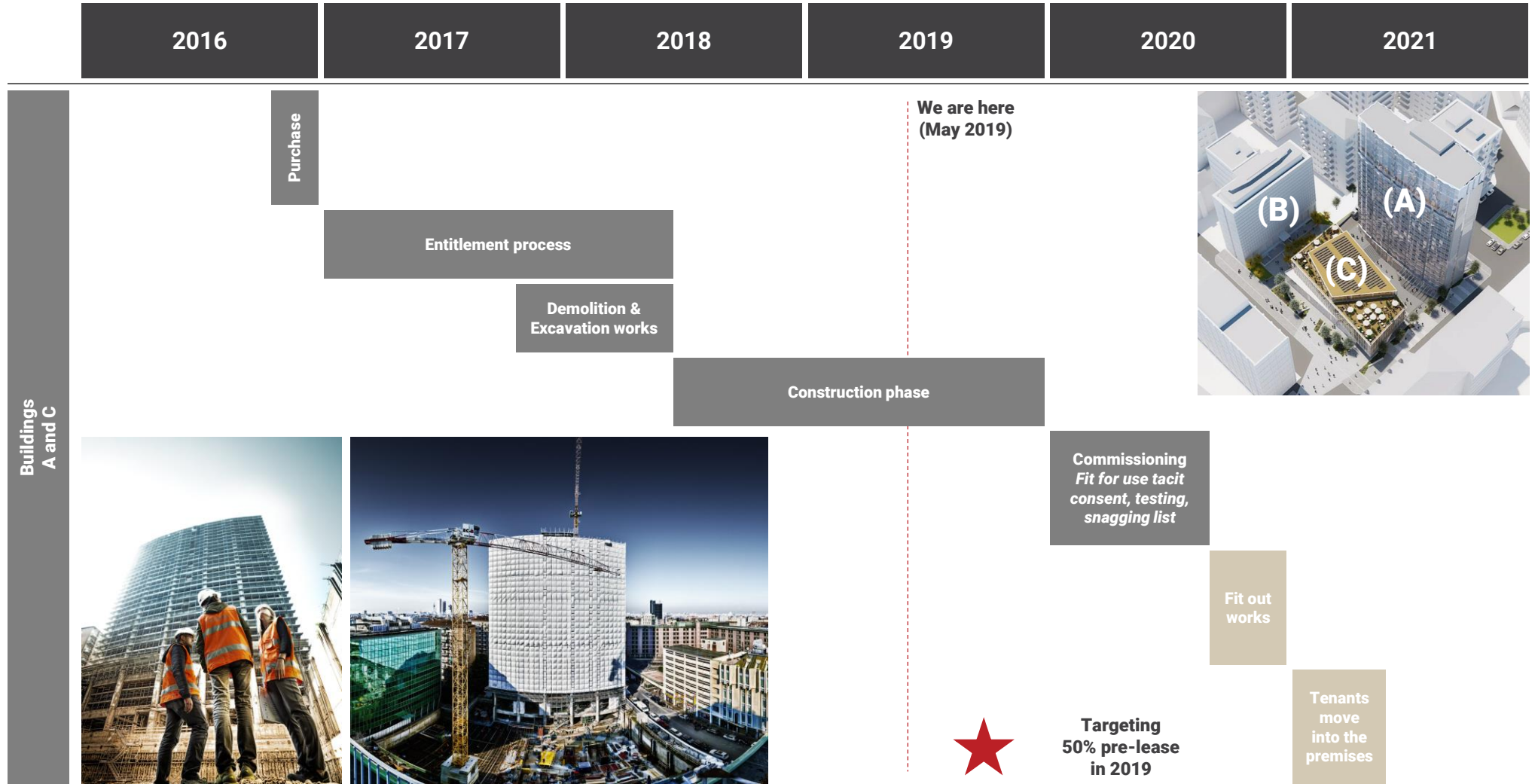


**Cradle
to
Cradle**

CORSO COMO PLACE - INDICATIVE TIMELINE



The project is well on track for delivery in 2020, positive feedback from prospective tenants

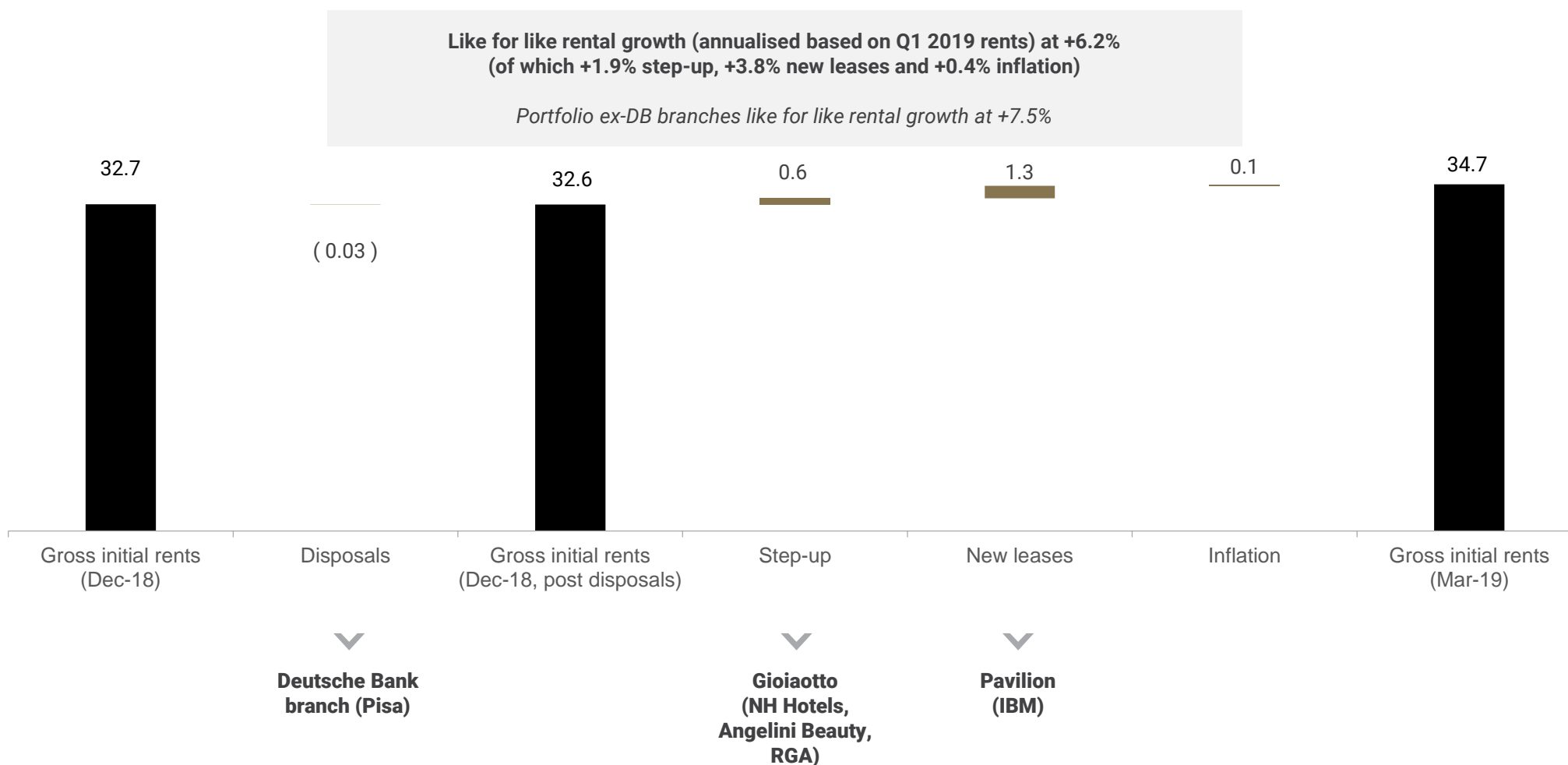


PORTFOLIO - LIKE FOR LIKE RENTAL GROWTH



Like-for-like rental growth¹ in Q1 2019 (annualised) at +6.2% (+7.5% ex bank branches), or 2.4% ex Pavilion

■ GROSS RENTAL BRIDGE IN Q1 2019 - ANNUALISED RENTS (€m)



Key Highlights

Manfredi Catella, CEO

Financial Results

Fulvio Di Gilio, CFO

Portfolio & Asset Management

Matteo Ravà, Head of Asset Management






Market Outlook

Gabriele Bonfiglioli, Head of Investments

Closing Remarks

Manfredi Catella, CEO

Appendix



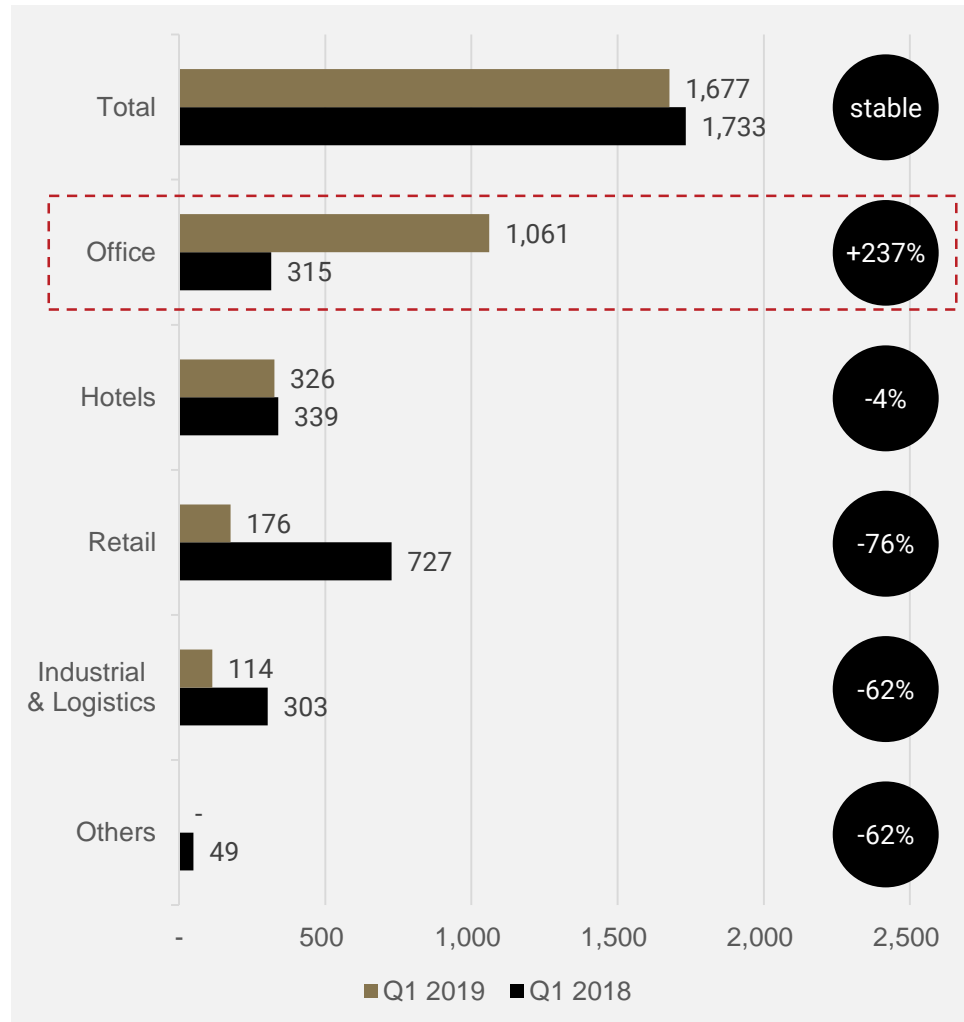
COIMARES

ITALY - INVESTMENT MARKET IN Q1 2019

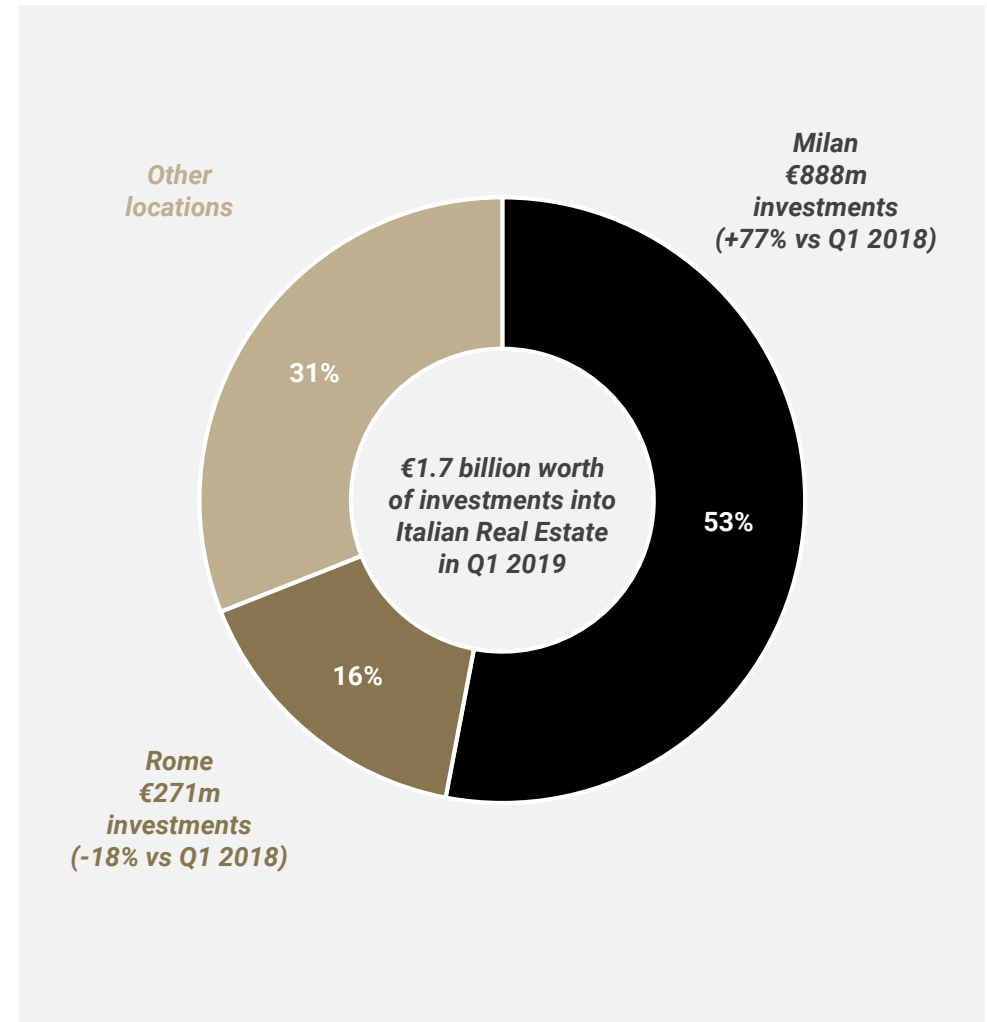


Strong investment volumes into the Italian office segment and in Milan in Q1 2019

INVESTMENT VOLUMES INTO ITALY BY ASSET CLASS (€m)



BREAKDOWN OF Q1 2019 INVESTMENTS BY LOCATION (%)

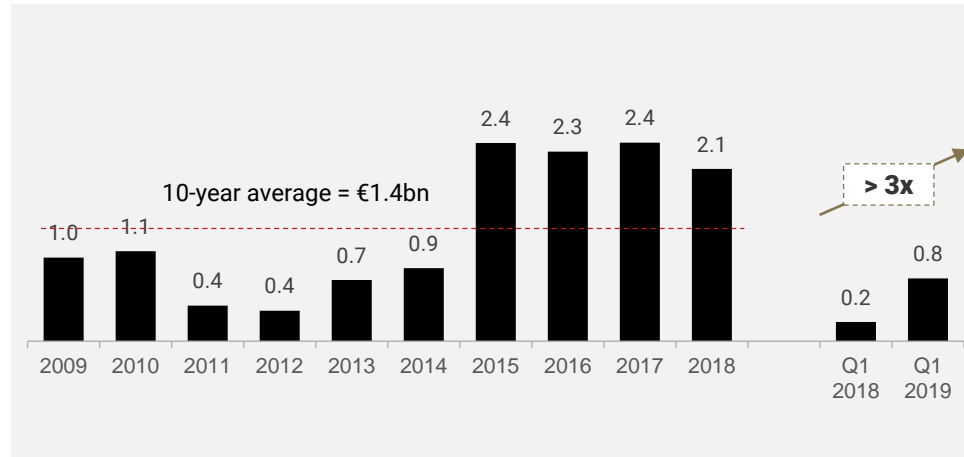


MILAN OFFICES - INVESTMENT ENVIRONMENT

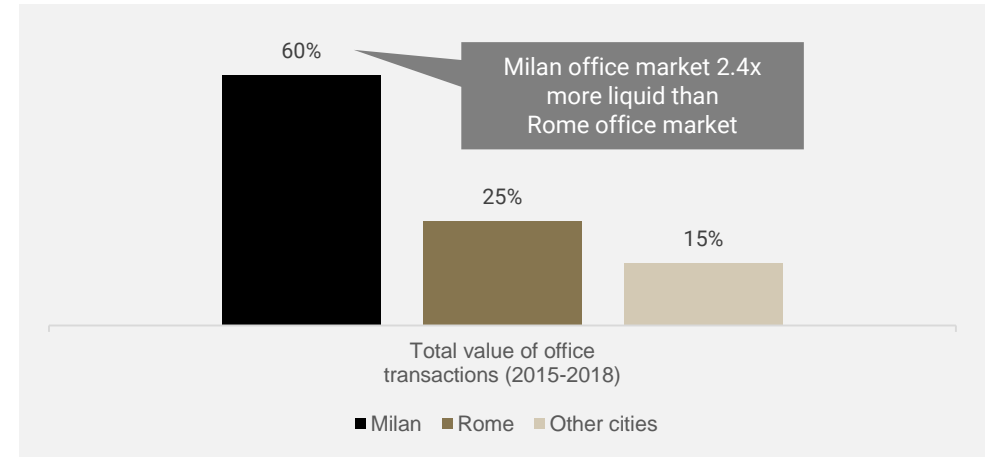


Active investment market in Q1 2019 (€757m volumes, i.e. > 3x the Q1 2018 level). Stable yield environment

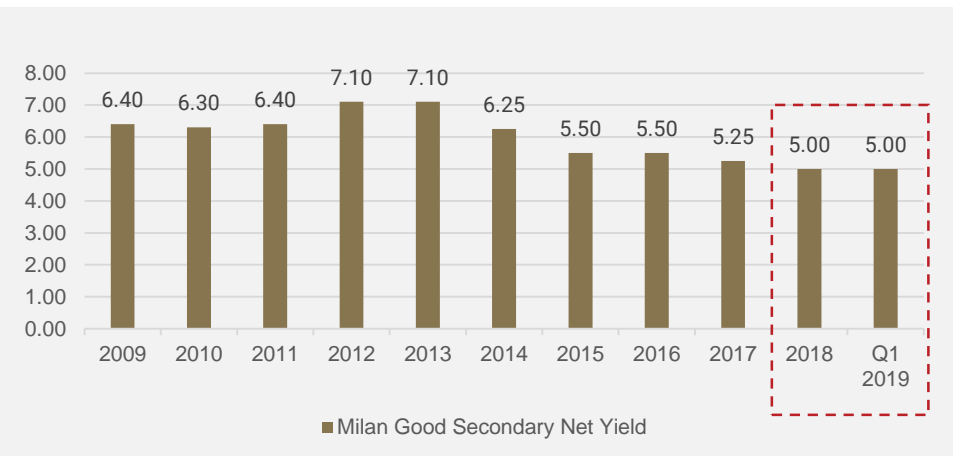
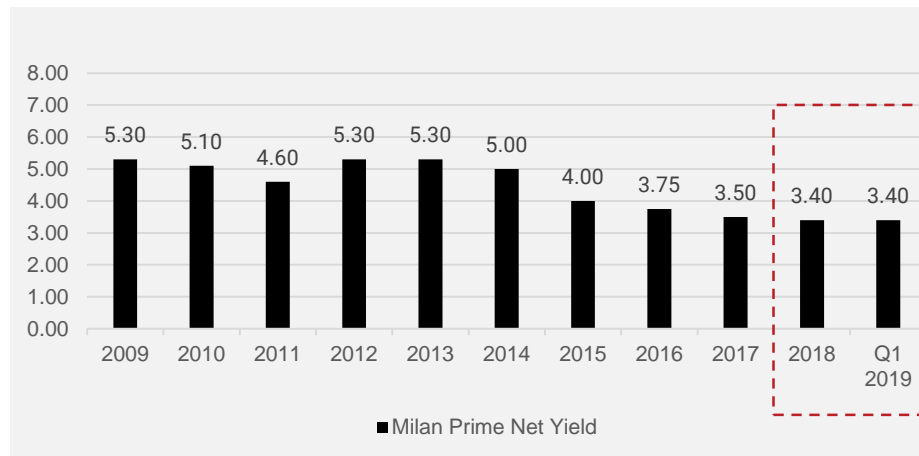
INVESTMENT VOLUMES (€bn)



INVESTMENT MARKET LIQUIDITY



YIELD PROGRESSION (%)

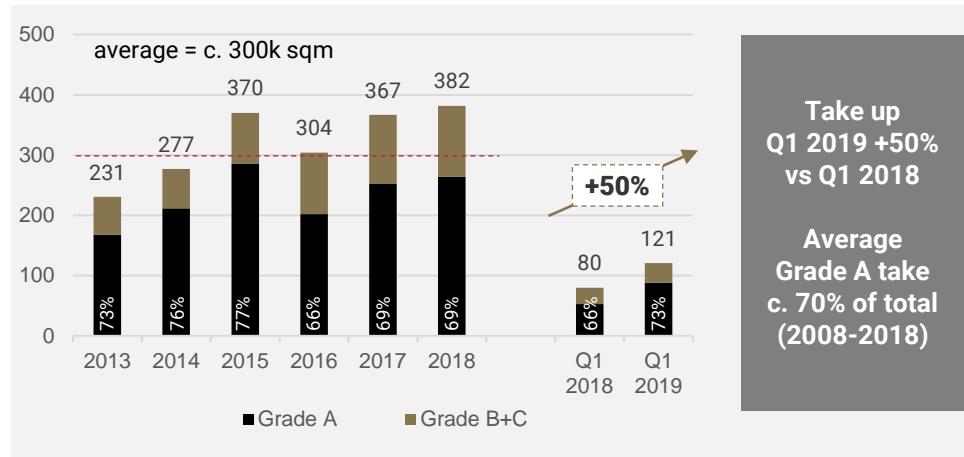


MILAN OFFICES - DEMAND & SUPPLY DYNAMICS

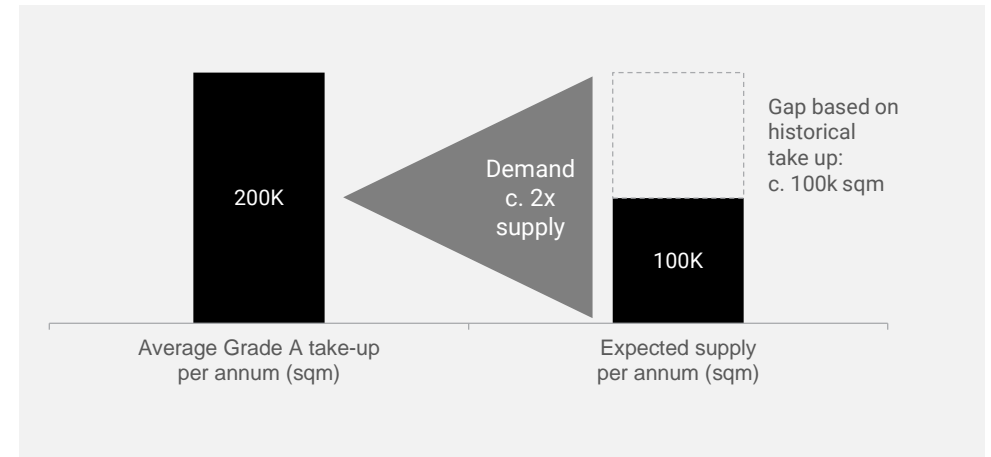


Solid take up in Milan in Q1 2019 (+50% vs Q1 2018). Average Grade A take up is c. 2x expected 2019-2022 pipeline

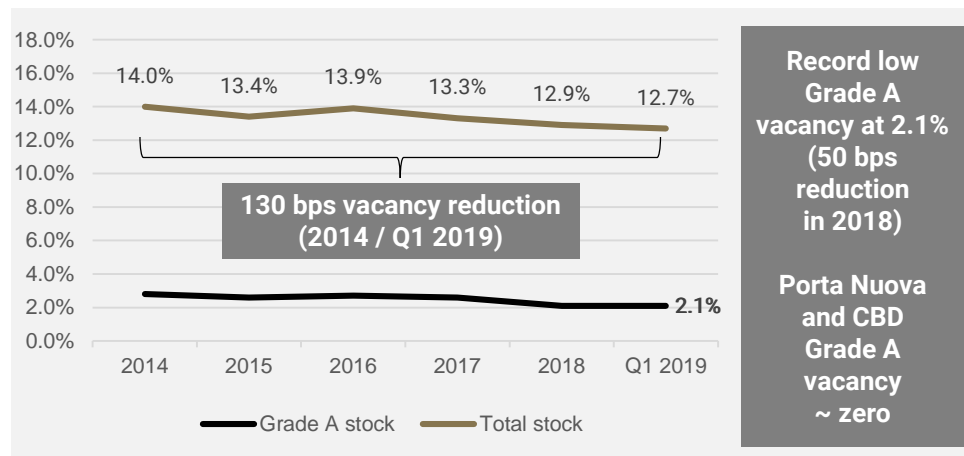
TAKE UP IN Q1 2019 ('000 SQM)



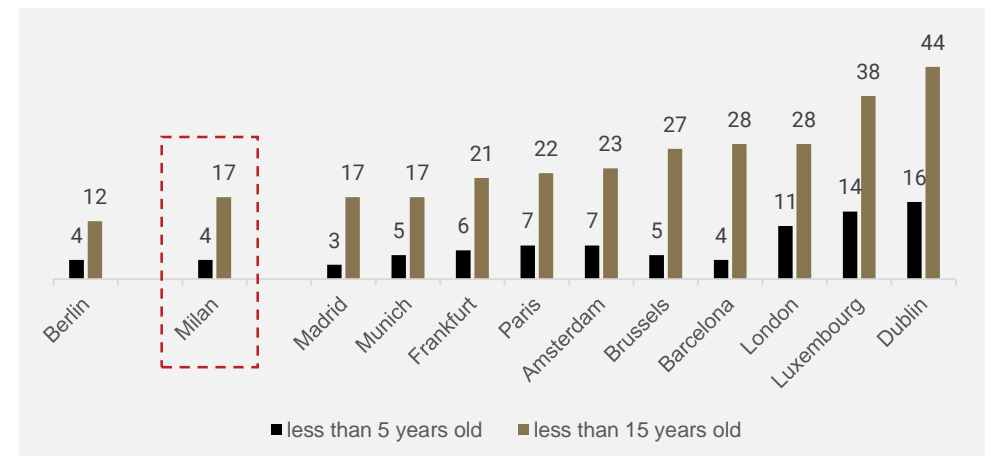
SUPPLY VS DEMAND IMBALANCE (2019-2022)



VACANCY RATE BY GRADE (%)



MILAN OFFICE STOCK AGE IN CONTEXT (% OF TOTAL)

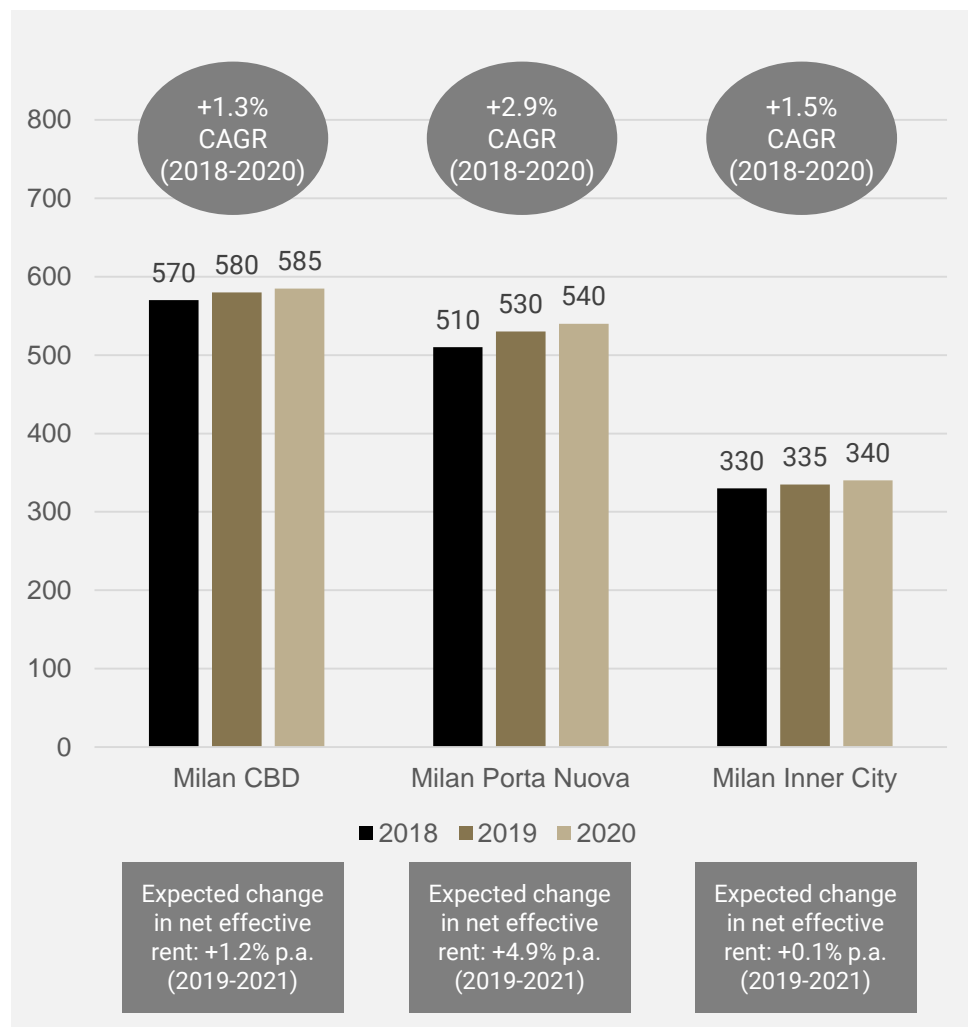


MILAN OFFICES - RENTAL GROWTH OUTLOOK

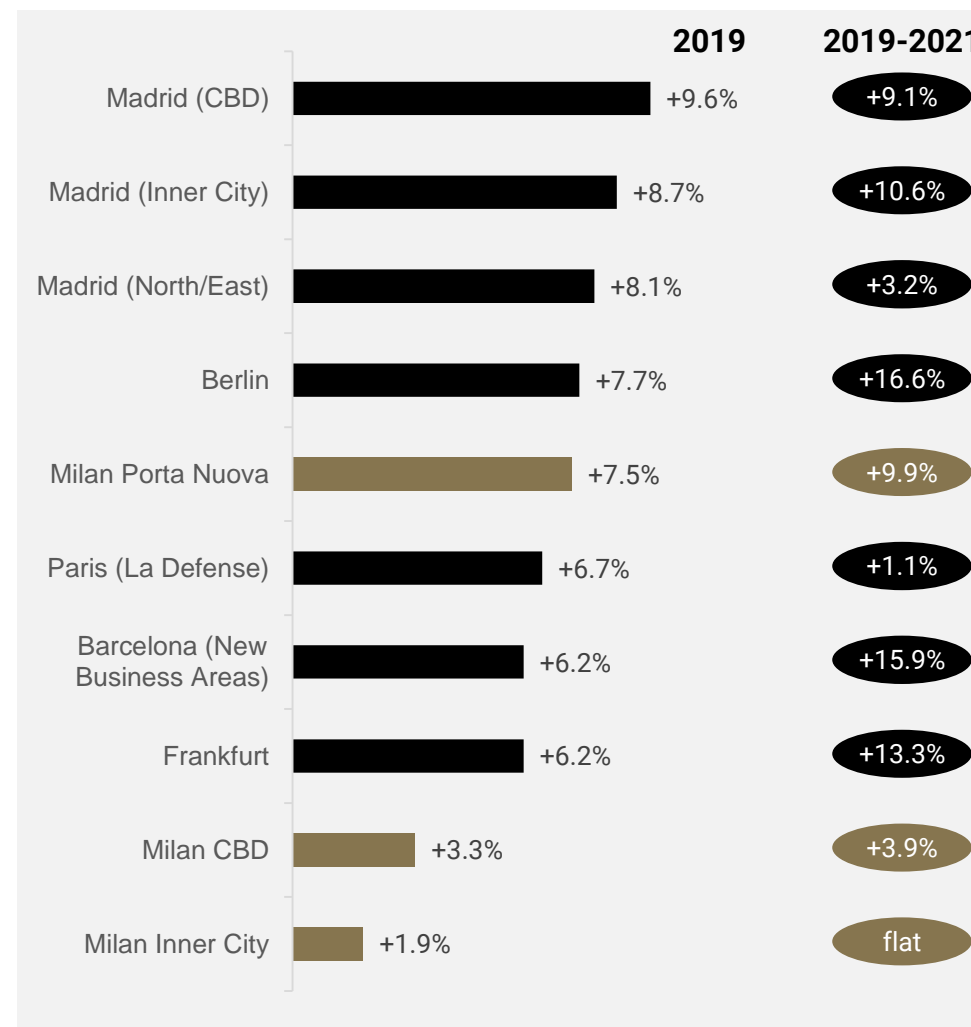


Milan top 10 city in Western Europe for rental growth with a strong outlook in Milan Porta Nuova

OFFICE HEADLINE RENT BY SUBMARKET (€/SQM)



OFFICE RENTAL AND OCCUPANCY GROWTH¹



Source: Green Street Advisors
 Note: 1) Metric is defined as RevPAM

Key Highlights

Manfredi Catella, CEO

Financial Results

Fulvio Di Gilio, CFO

Portfolio & Asset Management

Matteo Ravà, Head of Asset Management

Market Outlook


Gabriele Bonfiglioli, Head of Investments

Closing Remarks

Manfredi Catella, CEO

Appendix

COIMARES



CLOSING REMARKS



ASSET MANAGEMENT

- **Extract value from “growth” assets**
 - Target to pre-let 50% of the Corso Como Place project in 2019
 - Contractual step-up for the Pavilion in 12 months

DISPOSALS

- **Evaluating disposals on an opportunistic basis**
 - Increase portfolio concentration in Milan
 - Balance tenant exposure

INVESTMENTS

- **Main focus: Core / Core + Milan offices**

Key Highlights

Manfredi Catella, CEO

Financial Results

Fulvio Di Gilio, CFO

Portfolio & Asset Management

Matteo Ravà, Head of Asset Management

Market Outlook







Gabriele Bonfiglioli, Head of Investments

Closing Remarks

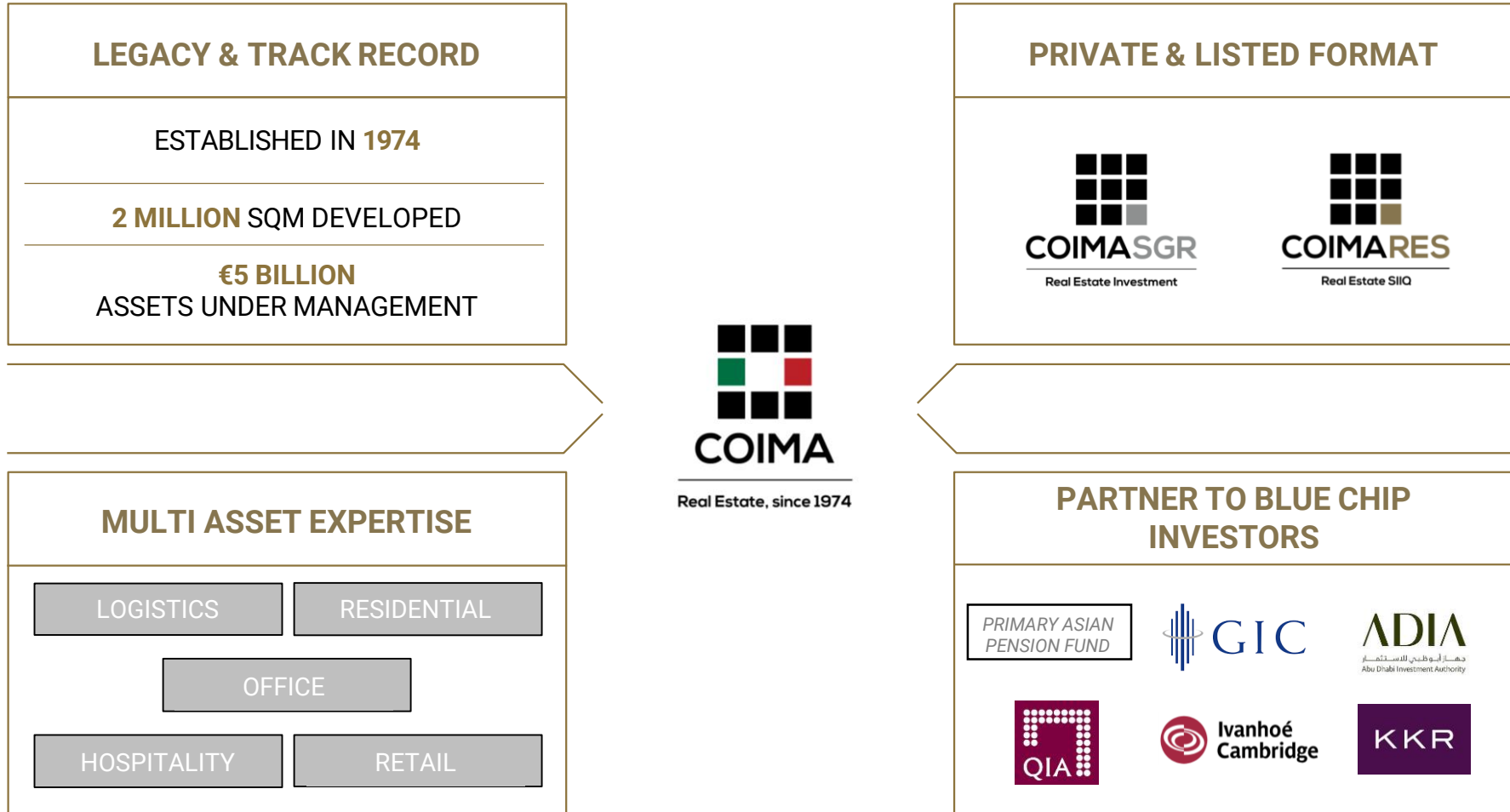
Manfredi Catella, CEO

Appendix

COIMARES



COIMA - A VERTICALLY INTEGRATED PLATFORM



LEGACY & TRACK RECORD

ESTABLISHED IN **1974**

2 MILLION SQM DEVELOPED

€5 BILLION
ASSETS UNDER MANAGEMENT

MULTI ASSET EXPERTISE

LOGISTICS

RESIDENTIAL

OFFICE

HOSPITALITY

RETAIL

PRIVATE & LISTED FORMAT



PARTNER TO BLUE CHIP INVESTORS

PRIMARY ASIAN
PENSION FUND



ADIA
إمارة أبوظبي للاستثمار
Abu Dhabi Investment Authority



COIMA - 50% SHARE OF GRADE A MILAN OFFICES



OVER 10 BUILT TO SUIT
HEADQUARTERS DEVELOPED IN
THE LAST 15 YEARS

APPROX. 1 MILLION SQM
OF GRADE A OFFICES
DEVELOPED

OVER 15,000
CORPORATE EMPLOYEES
RELOCATED

BANCA AKROS



DELOITTE



SAMSUNG



UNICREDIT



NIKE




BNP PARIBAS



GOOGLE



PHILIPS



MICROSOFT



HSBC



COIMA RES - THE ONLY ITALIAN OFFICE REIT



1 THE GATEWAY TO ITALIAN REAL ESTATE
THE ONLY ITALIAN OFFICE REIT

2 FOCUSED PORTFOLIO
€667M PORTFOLIO, 80% OFFICES, 90% IN MILAN, 40% IN PORTA NUOVA

3 GROWTH POTENTIAL
50% OF PORTFOLIO WITH A GROWTH PROFILE

4 PRUDENT LEVERAGE
34% LTV

5 BEST IN CLASS GOVERNANCE
7 OF 9 BOARD MEMBERS ARE INDEPENDENT

6 TRANSPARENCY
EPRA GOLD AWARD IN REPORTING TWO YEARS IN A ROW

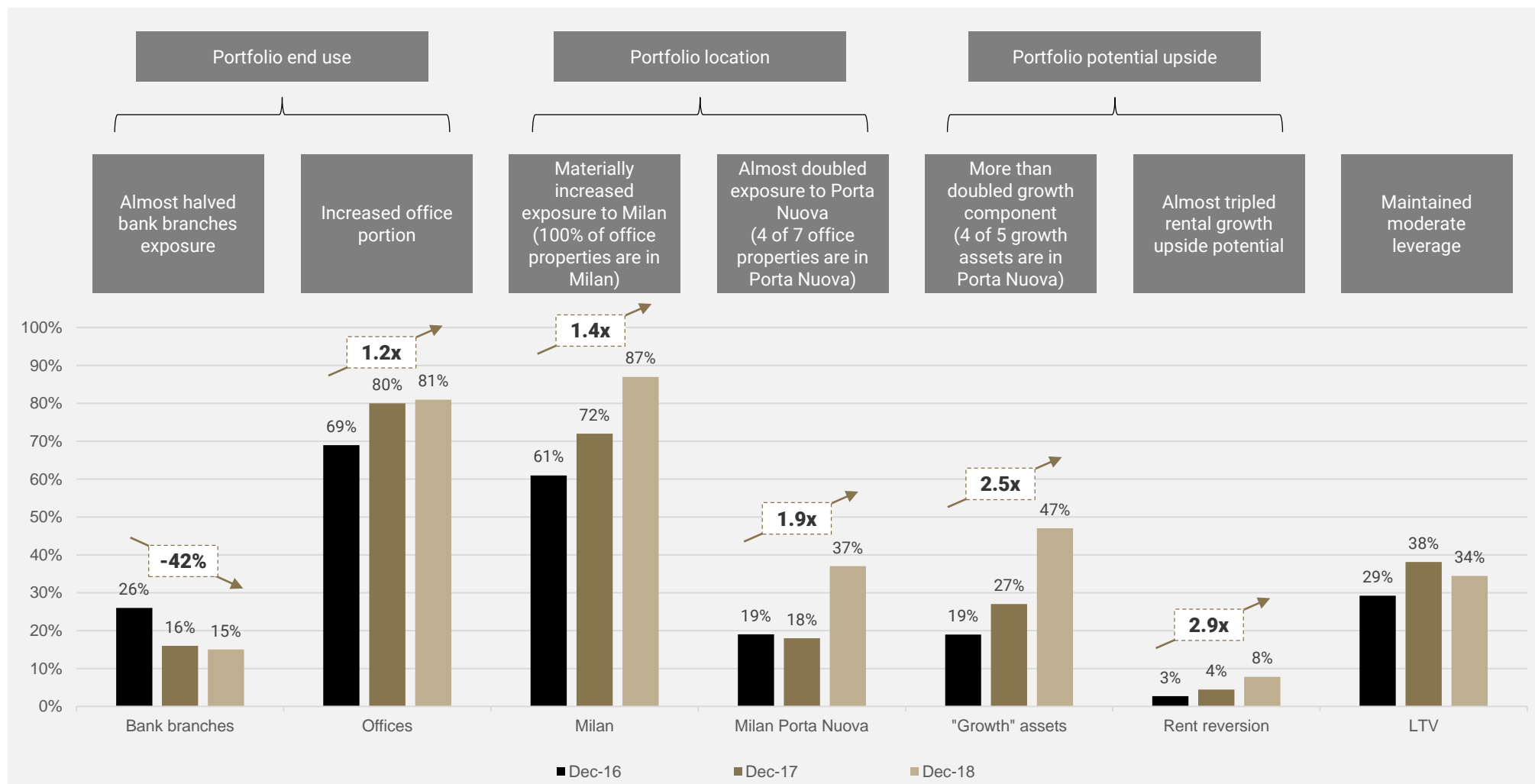
7 SUSTAINABILITY
60% OF PORTFOLIO LEED CERTIFIED

OUR JOURNEY SINCE IPO - KEY DATA POINT



Actively refocused the portfolio towards the most liquid asset class (offices) and towards a more resilient business district (Porta Nuova) whilst increasing the upside potential of the portfolio and maintaining a prudent leverage

KEY METRICS (%)



Note:


- 1)
- 2)

Rent reversion is a metric estimating the rental upside in the portfolio and is defined as "Gross Rent / ERV - 1"
 ERV is "estimated rental value" as per independent appraisals reports

INCOME STATEMENT



€M	Q1 2019	Q1 2018	Δ Y-Y (%)	Δ Y-Y	FY 2018
Rents	8.7	8.8	(1.2%)	(0.1)	36.3
Net real estate operating expenses	(1.0)	(0.9)	1.4%	(0.0)	(4.0)
NOI	7.8	7.9	(1.5%)	(0.1)	32.3
NOI margin (%)	89.1%	89.4%	(0.3) p.p.	n.m.	89.1%
Other revenues	0.0	0.0	n.m.	0.0	5.6
G&A	(2.1)	(1.9)	10.7%	(0.2)	(8.6)
G&A / Rents (%)	24.6%	21.9%	2.7 p.p.	n.m.	23.7%
Other expenses	(0.0)	(0.0)	n.m.	0.0	(2.4)
Non-recurring general expenses	(0.1)	(0.7)	(85.6%)	0.6	(1.9)
EBITDA	5.5	5.2	5.6%	0.3	25.0
EBITDA Margin (%)	63.1%	59.0%	4.0 p.p.	n.m.	60.6% ¹
Net depreciation	(0.1)	(0.0)	n.m.	(0.1)	(1.2)
Net movement in fair value	1.2	-	n.m.	1.2	28.3
EBIT	6.5	5.2	26.0%	1.3	52.2
Financial income	-	0.0	n.m.	(0.0)	0.0
Income from investments	(0.1)	(0.0)	n.m.	(0.1)	2.4
Financial expenses	(1.7)	(1.6)	7.3%	(0.1)	(6.3)
Profit before taxation	4.7	3.6	31.9%	1.1	48.3
Income tax	-	0.0	n.m.	(0.0)	0.0
Profit for the period after taxation	4.7	3.6	31.8%	1.1	48.3
Minorities	(0.0)	(0.2)	n.m.	0.1	(2.0)
Profit attributable to COIMA RES	4.7	3.4	37.8%	1.3	46.3
EPRA adjustments	(1.2)	0.6	n.m.	(1.7)	(31.2)
EPRA Earnings	3.5	4.0	(11.8%)	(0.5)	15.1
EPRA Earnings per share (€)	0.10	0.11	(11.8%)	(0.01)	0.42
FFO	3.8	3.6	4.9%	0.2	22.0
FFO adjustments	0.1	0.7	n.m.	(0.6)	(4.3)
Recurring FFO	3.9	4.3	(9.2%)	(0.4)	17.7
Recurring FFO per share (€)	0.11	0.12	(9.2%)	(0.01)	0.49



BALANCE SHEET




€M	MAR-19	DEC-18	Δ	MAR-19 ¹
Investment properties	624.3	623.5	0.8	666.6
Other assets	3.3	2.9	0.4	3.3
Investments (equity method)	22.2	21.5	0.7	1.5
Total LT assets	649.8	647.9	1.9	671.4
Trade receivables	8.3	8.2	0.1	8.5
Cash	83.9	82.2	1.7	84.8
Total current assets	92.2	90.5	1.7	93.3
Total assets	742.0	738.4	3.6	764.7
Debt	290.6	291.3	(0.7)	311.3
Provisions	0.1	0.2	(0.1)	0.1
Other liabilities	3.7	2.1	1.6	3.7
Trade payables	10.7	12.5	(1.8)	12.7
Total liabilities	305.0	306.1	(1.1)	327.7
Minorities	13.5	13.5	0.0	13.5
NAV	423.5	418.7	4.8	423.5
LTV	33.1%	33.5%	(0.4 p.p.)	34.0%



CASH FLOW



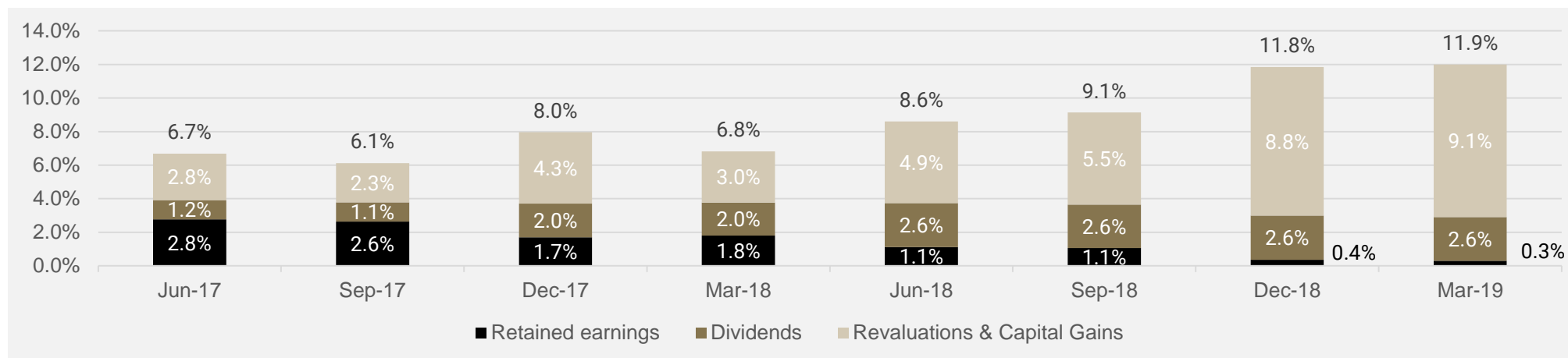
€M	Q1 2019	Q1 2018	Δ	FY 2018
Profit (loss) for the period	4.7	3.6	1.1	48.3
Non cash items adjustments	(0.5)	0.5	(1.0)	(27.3)
Changes in working capital	(1.0)	(2.4)	1.4	0.6
Net cash flows generated (absorbed) from operating activities	3.1	1.7	1.5	21.6
Investment activities				
(Acquisition) / disposal of real estate property	0.4	38.0	(37.6)	18.2
(Acquisition) / disposal of other tangible assets	(0.0)	(0.0)	(0.0)	(0.1)
(Acquisition) / disposal of other non-current assets	-	-	-	-
(Acquisition) / disposal of financial assets	-	(0.0)	0.0	1.4
Acquisition of associated companies	(0.9)	(0.5)	(0.4)	(2.2)
Net cash flows generated (absorbed) from investment activities	(0.5)	37.5	(38.0)	17.4
Financing activities				
Shareholders' contributions / (Dividend payment)	(0.0)	0.7	(0.7)	(10.1)
Increase / (decrease) in bank borrowings	(1.0)	(23.7)	22.7	28.1
Other change in financing activities	-	-	-	(1.8)
Net cash flows generated (absorbed) from financing activities	(1.0)	(23.0)	22.0	16.2
Net (decrease) / increase in cash equivalents and short-term deposits	1.7	16.1	(14.5)	55.2
Cash equivalents and short-term deposits (beginning of the period)	82.2	27.0	55.2	27.0
Cash equivalents and short-term deposits (end of the period)	83.9	43.2	40.7	82.2



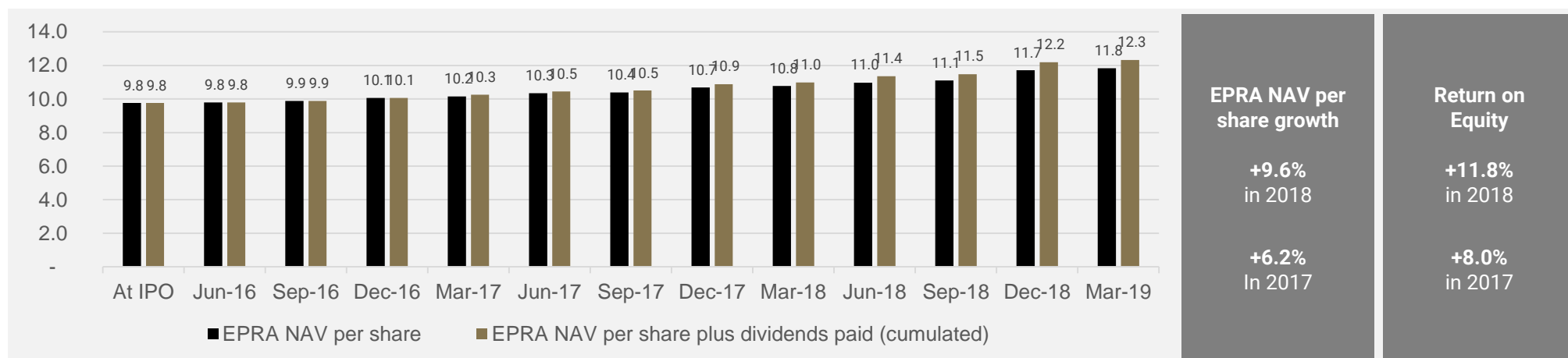
RETURN ON EQUITY - EVOLUTION SINCE IPO



RETURN ON EQUITY BREAKDOWN (ROLLING LAST TWELVE MONTHS)




EPRA NAV PER SHARE GROWTH PROFILE



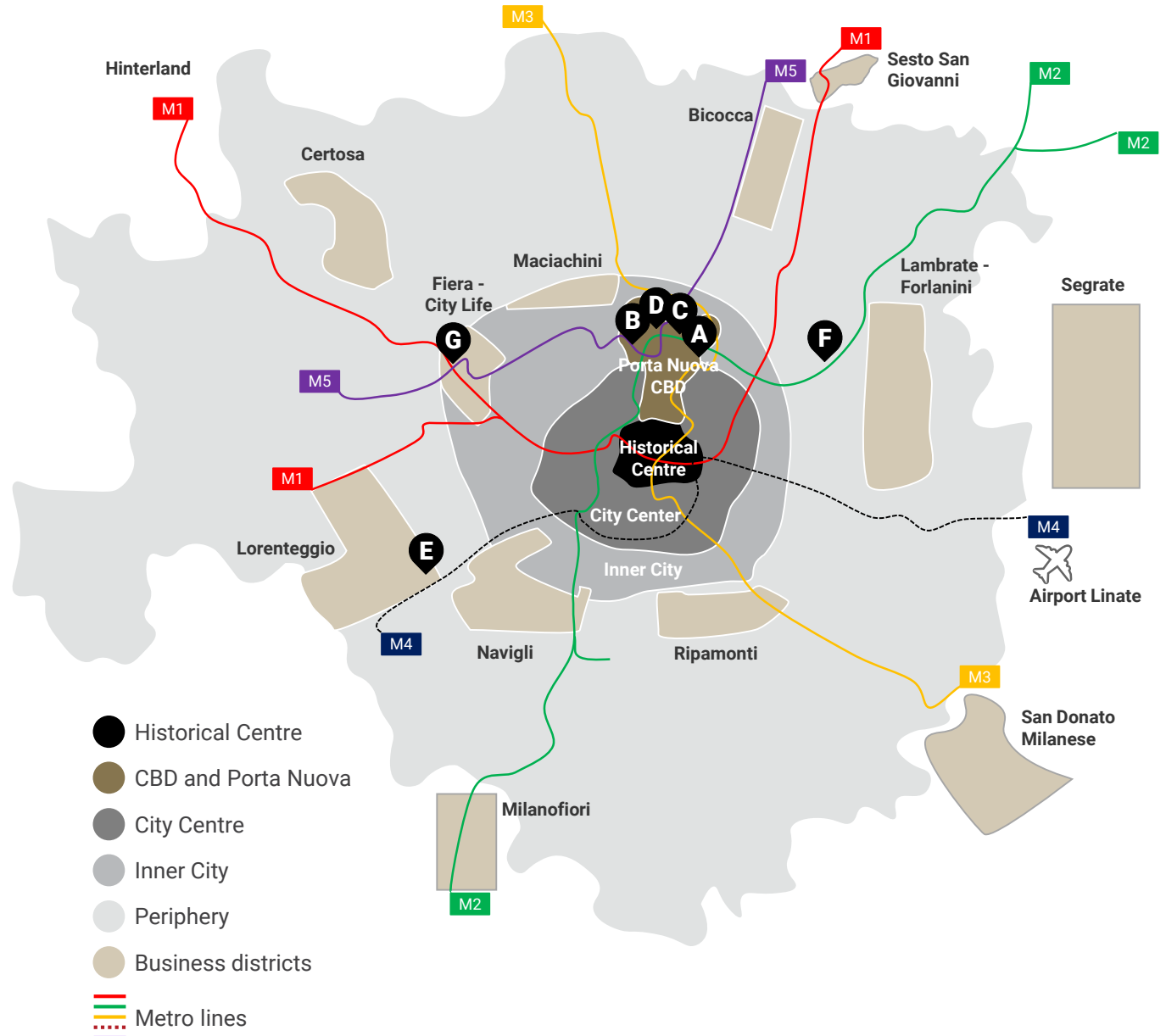


COIMA RES - MILAN OFFICE ASSETS



PORTA NUOVA



OTHER DISTRICTS



PORTA NUOVA - OVERVIEW



Approx. 40% of COIMA RES portfolio is in Milan Porta Nuova, the most sustainable & innovative business district in Italy

COIMA SGR AWARDS:

"BEST URBAN REGENERATION PROJECT - Porta Nuova"
MIPIM (2018)

"BEST OFFICE & BUSINESS DEVELOPMENT - Fondazione Feltrinelli & Microsoft House"
MIPIM (2018)

"BEST TALL BUILDING WORLDWIDE - Bosco Verticale"
CTBUH (2015)



HIGHEST CONCENTRATION OF LEED BUILDINGS IN ITALY
(31 EXISTING + 9 IN PIPELINE)

+9.9% RENTAL AND OCCUPANCY GROWTH FORECAST
(2019-2021)

38 PRIME CORPORATE TENANTS, MORE EXPECTED TO JOIN

HOME TO 35,000+ EMPLOYEES

+30% EXPECTED INCREASE IN NUMBER OF EMPLOYEES
(2018-2022)

PORTFOLIO - DETAILS



Data as of March 31 st , 2019	DEUTSCHE BANK	VODAFONE COMPLEX	GIOIAOTTO ¹	CORSO COMO PLACE	DERUTA	MONTE ROSA	TOCQUEVILLE	PAVILION	TOTAL
Location	North & Centre of Italy	Milan Lorenteggio	Milan P. Nuova	Milan P. Nuova	Milan Lambrate	Milan CityLife	Milan P. Nuova	Milan P. Nuova	-
Asset class	Bank Branches	Office	Office, Hotel	Office, Retail	Office	Office	Office	Office	-
Product type	Core	Core	Core +	Value-add	Core	Core +	Core +	Core +	-
% of ownership	100.0%	100.0%	86.7%	35.7%	100.0%	100.0%	100.0%	100.0%	-
Gross Asset Value ("GAV")	€96.0m	€209.3m	€79.8m	€42.3m²	€49.8m	€60.4m	€58.9m	€70.0m	€666.6m
WALT (years)	7.7	7.8	5.3	1.9	2.8	4.0	1.5	8.8	6.3
EPRA occupancy rate	85%	100%	100%	n.a.	100%	91%	100%	100%	96.5%
Gross initial rent	€5.1m	€14.0m	€4.0m	€0.3m ²	€3.6m	€3.8m	€2.4m	€1.25m	€34.7m
EPRA net initial yield	4.5%	6.2%	4.5%	n.a.	6.6%	5.2%	3.6%	1.6%	4.9%
EPRA topped-up net initial yield	4.7%	6.2%	4.7%	n.a.	6.6%	5.2%	3.6%	4.8%	5.3%
Expected net stabilised yield	5.3% ³	6.2%	4.7%	6.2% ⁴	6.6%	5.6% ⁴	4.9% ⁴	4.8%	5.6%

Notes:

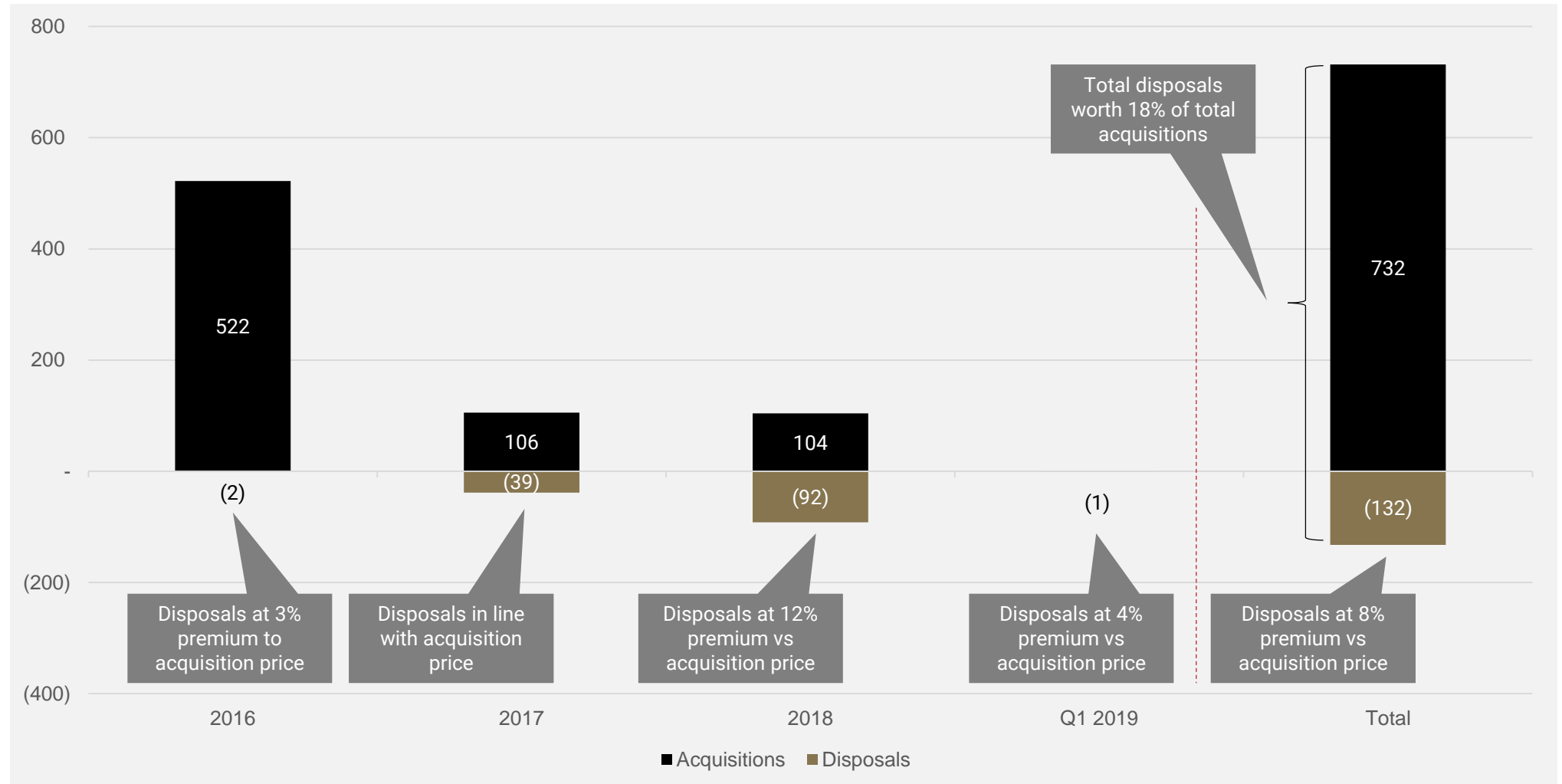
- 1) Financial figures consider Gioiaotto as being 100% consolidated
- 2) Including Corso Como Place on a pro-rata basis
- 3) Calculated excluding the 4 vacant branches as of March 31st, 2019
- 4) Yield on cost metric, calculated including expected capex (soft and hard costs) and estimated rental value

ASSET MANAGEMENT - PORTFOLIO ROTATION



Performed since IPO €732m in acquisitions and €132m in disposals (at a blended premium of 8% to acquisition price)


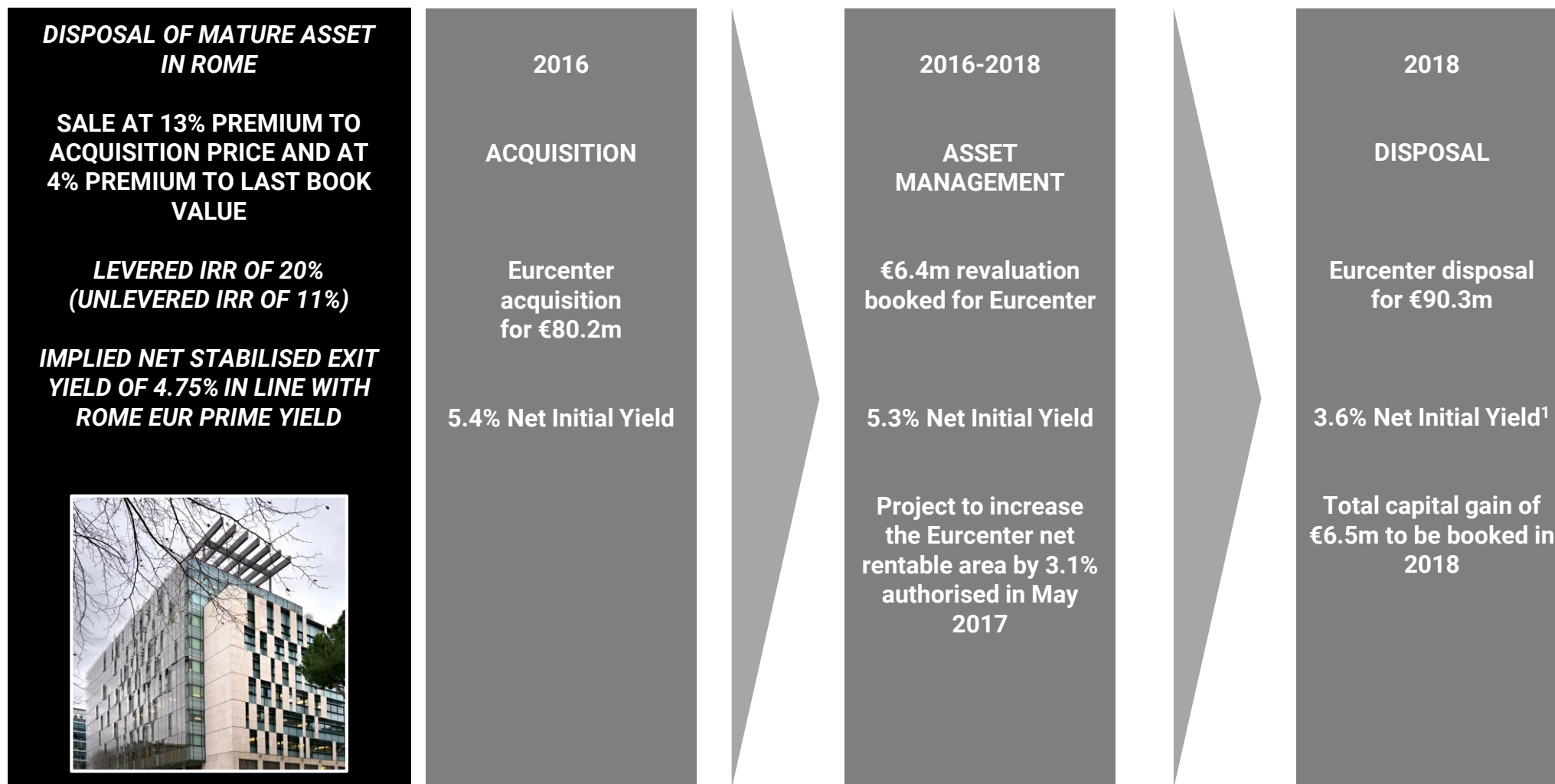
OVERVIEW OF PORTFOLIO ROTATION SINCE IPO (€m)



EURCENTER - VALUE CREATION IN DISPOSALS



Asset sold for €90.3m: 13% premium to acquisition price, 20% levered IRR



PAVILION / IBM - VALUE CREATION IN LEASING



Achieved > 200 bps additional yield vs underwriting plan and brought forward cash flow by 3 years

**LEASING TO SINGLE BLUE CHIP
TENANT (IBM)**

**NO MATERIAL CAPEX FOR
COIMA RES**

CASH FLOW FROM YEAR 1

**LEASING AT NET YIELD ON
ACQUISITION PRICE OF 7.2%**



- Signed preliminary purchase agreement with UniCredit in May 2018 for €46.3m
- Signed a 9 + 6 years lease agreement with IBM in August 2018 for 100% of the complex
 - effective from Q1 2019
 - initial gross rent of €1.25m increasing to €3.5m after the first 12 months
- No material capex for COIMA RES to host IBM in the Pavilion
- Acquisition closed in Nov-18
- Revaluation of €24m booked in Q4 2018 (+52% on acquisition price)

**Underwriting
business plan
at acquisition**

Acquisition	Capex	Capex / Free Rent	Free Rent	Full Rent	...
2018	2019	2020	2021	2022	
Cash flow for COIMA RES	negative	negative	zero	positive	

**IBM
leasing**

Acquisition	Incentivised Rent	Full Rent	Full Rent	Full Rent	...
2018	2019	2020	2021	2022	
Cash flow for COIMA RES	positive	positive	positive	positive	

CORSO COMO PLACE - VALUE CREATION IN RETROFIT



A “next generation” project in the heart of Porta Nuova

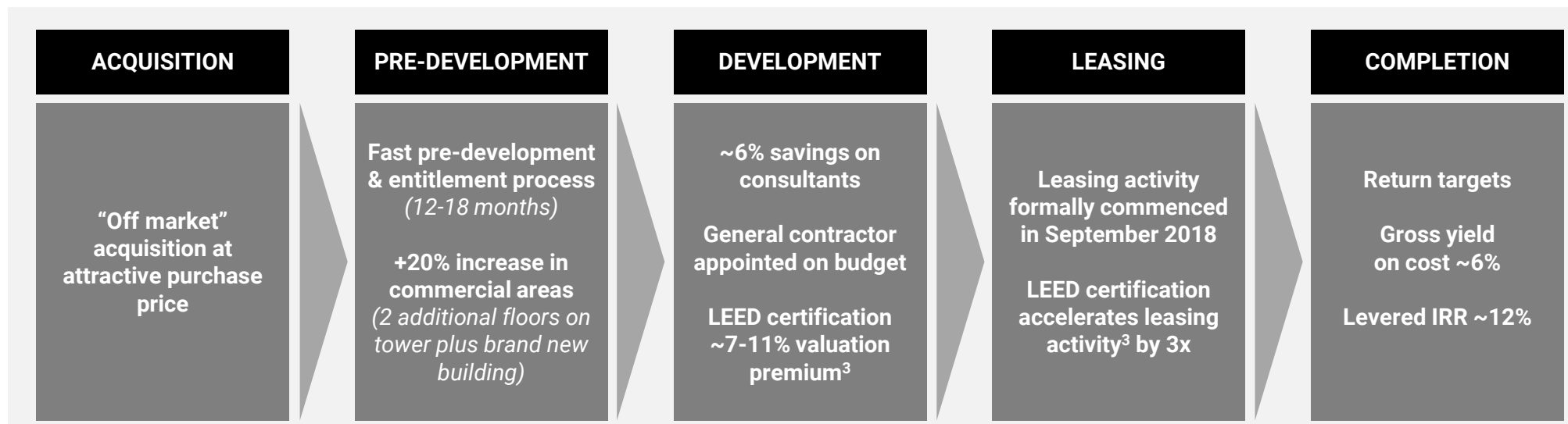
- **Value-add project in the heart of Milan Porta Nuova**
 - Joint venture¹ between COIMA RES and COF II
- **Cutting edge sustainable and innovative technologies**
 - Award winning² firm PLP Architecture leading the project
 - Smart Building infrastructure: > 5,000 monitoring sensors, cloud based analytics
 - Approx. 65% of energy use from renewable sources (NZEB)
 - Targeting LEED Gold, WELL Gold and Cradle to Cradle certifications
- **Place-making**
 - Creation of a new public space (c. 2,500 sqm)
 - ~ €1m to be invested in improving c. 6,000 sqm of public area
 - Seamless integration of streets connecting to Corso Como & Porta Nuova



Integrated
Internet of
Things
platform



VALUE CREATION AT EACH STEP OF THE PROCESS AIMED AT DELIVERING THE MOST COMPETITIVE PRODUCT



Note:

- 1) COIMA RES owns 35.7% stake (remaining stake owned by COIMA Opportunity Fund II)
- 2) PLP Architecture track record includes high profile projects such as “The Edge” in Amsterdam (named the world’s most sustainable building)
- 3) Based on study by Re+build, CBRE and GBCI

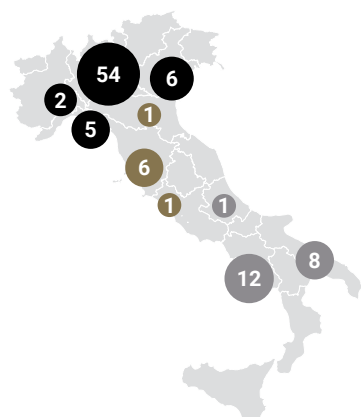
BANK BRANCHES - DISPOSALS SINCE IPO



Sold c. 30% of initial IPO portfolio (€42.0m) at a valuation in line with IPO contribution value

PORTFOLIO AT IPO (MAY-16)

#: 96 branches¹
Book Value @ IPO: €140.1m



North
#: 67 branches
Book Value @ IPO: €83.9m (60% of total)

Centre
#: 8 branches
Book Value @ IPO: €17.0m (12% of total)

South
#: 21 branches
Book Value @ IPO: €39.2m (28% of total)

DISPOSALS SINCE IPO

#: 27 branches
Sale Price: €42.0m
Delta vs Book Value @ IPO: 0.05% premium

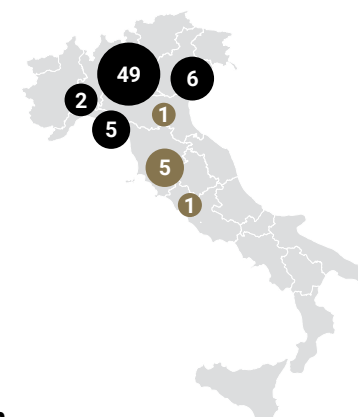


North & Centre
#: 6 branches
Sale Price: €4.0m
Delta vs Book Value @ IPO: 1.3% premium

South
#: 21 branches
Sale Price: €38.0m
Delta vs Book Value @ IPO: 0.1% discount

CURRENT PORTFOLIO

#: 69 branches²
Book Value @ Dec-18: €96.0m



North
#: 62 branches (2 vacant)
Book Value @ Dec-18: €79.8m (83% of total)

Centre
#: 7 branches (1 vacant)
Book Value @ Dec-18: €16.2m (17% of total)

Note:

1) of which 6 vacant

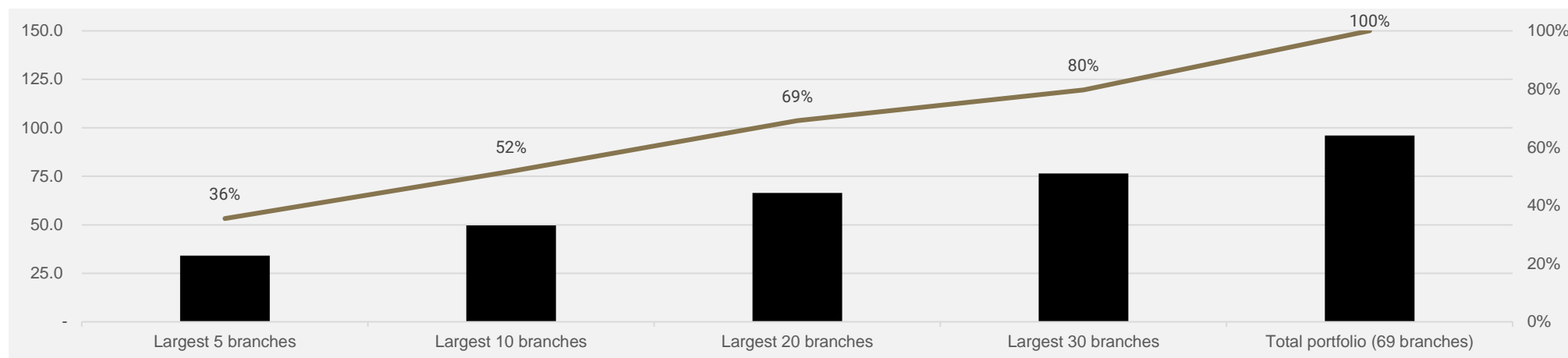
2) of which 3 vacant (Livorno, Padova, Novedrate) and 1 under leasing (Torino), ERV of 3 vacant branches is €0.3m, Book Value of vacant branches is €2.9m as of December 31st, 2018

BANK BRANCHES - BREAKDOWN OF PORTFOLIO

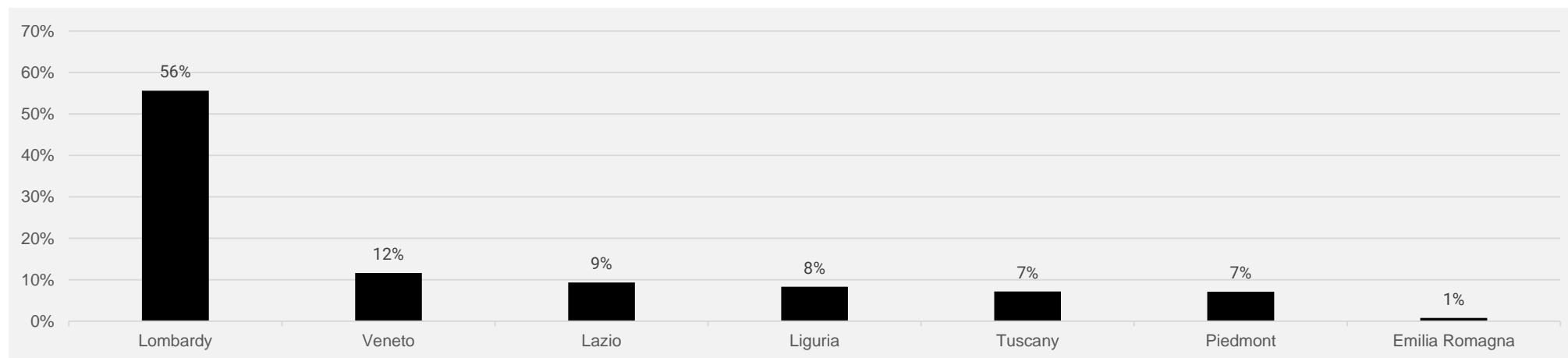


Out of the 69 branches, the largest 10 (30) make 50% (80%) of the overall portfolio value
56% of bank branches value is in Lombardy

BOOK VALUE DISTRIBUTION BY BRANCH¹ (€M)



BOOK VALUE DISTRIBUTION BY REGION (%)



VODAFONE COMPLEX




A LEED certified property in the Milan Lorenteggio District serving as Italian HQ for Vodafone

KEY DATA

■ Construction Year	2012
■ Refurbishment Year	n.a.
■ Acquisition Year by COIMA RES	2016
■ Asset Type	Office
■ Tenant	Vodafone
■ Surface	46,323 sqm
■ Fair Value	€209.3m
■ Gross Initial Rent	€14.0m
■ EPRA Net Initial Yield	6.2%
■ WALT	7.8 years
■ EPRA Occupancy Rate	100%
■ Certification	LEED Silver
■ Architect	Gantes & Marini

PICTURES





A LEED certified property in Milan Porta Nuova with rental growth potential

KEY DATA

■ Construction Year	1970s
■ Last Refurbishment Year	2014
■ Acquisition Year by COIMA RES	2016
■ Asset Type	Hotel / Office
■ Tenants	NH Hotel / Angelini / QBE / etc
■ Surface	14,545 sqm
■ Fair Value	€79.8m
■ Gross Initial Rent	€4.0m
■ EPRA Net Initial Yield	4.5%
■ WALT	5.3 years
■ EPRA Occupancy Rate	100%
■ Certification	LEED Platinum
■ Architect	Park Associati

PICTURES







A modern office building in the Milan Lambrate district well connected with public transportation

KEY DATA

■ Construction Year	2007
■ Refurbishment Year	n.a.
■ Acquisition Year by COIMA RES	2017
■ Asset Type	Office
■ Tenant	BNL (BNP Paribas)
■ Surface	27,571 sqm
■ Fair Value	€49.8m
■ Gross Initial Rent	€3.6m
■ EPRA Net Initial Yield	6.6%
■ WALT	2.8 years
■ EPRA Occupancy Rate	100%
■ Certification	n.a.
■ Architect	n.a.

PICTURES



MONTE ROSA



An under-rented office building in the Milan City Life-Lotto district well connected with public transport

KEY DATA

■ Construction Year	1942 / 1956 / 1961
■ Last Refurbishment Year	1997
■ Acquisition Year by COIMA RES	2017
■ Asset Type	Office
■ Tenant	Techint / PwC
■ Surface	19,539 sqm
■ Fair Value	€60.4m
■ Gross Initial Rent	€3.8m
■ EPRA Net Initial Yield	5.2%
■ WALT	4.0 years
■ EPRA Occupancy Rate	91%
■ Certification	n.a.
■ Architect	n.a.

PICTURES



TOCQUEVILLE



An under-rented and strategically located property in Milan Porta Nuova with growth potential upon refurbishment

KEY DATA

■ Construction Year	1969
■ Last Refurbishment Year	2003
■ Acquisition Year by COIMA RES	2018
■ Asset Type	Office
■ Tenant	Sisal
■ Surface	10,922 sqm
■ Fair Value	€58.9m
■ Gross Initial Rent	€2.4m
■ EPRA Net Initial Yield	3.6%
■ WALT	1.5 years
■ EPRA Occupancy Rate	100%
■ Certification	n.a.
■ Architect	n.a.

PICTURES



PAVILION



A unique property in Milan Porta Nuova leased to a blue chip tenant

KEY DATA

■ Construction Year	2014
■ Refurbishment Year	n.a.
■ Acquisition Year by COIMA RES	2018
■ Asset Type	Office
■ Tenant	IBM
■ Surface	3,576 sqm
■ Fair Value	€70.0m
■ Gross Initial Rent	€1.25m
■ EPRA Topped-up Net Yield	4.8%
■ WALT	8.8 years
■ EPRA Occupancy Rate	100%
■ Certification	LEED Gold
■ Architect	Michele De Lucchi

PICTURES

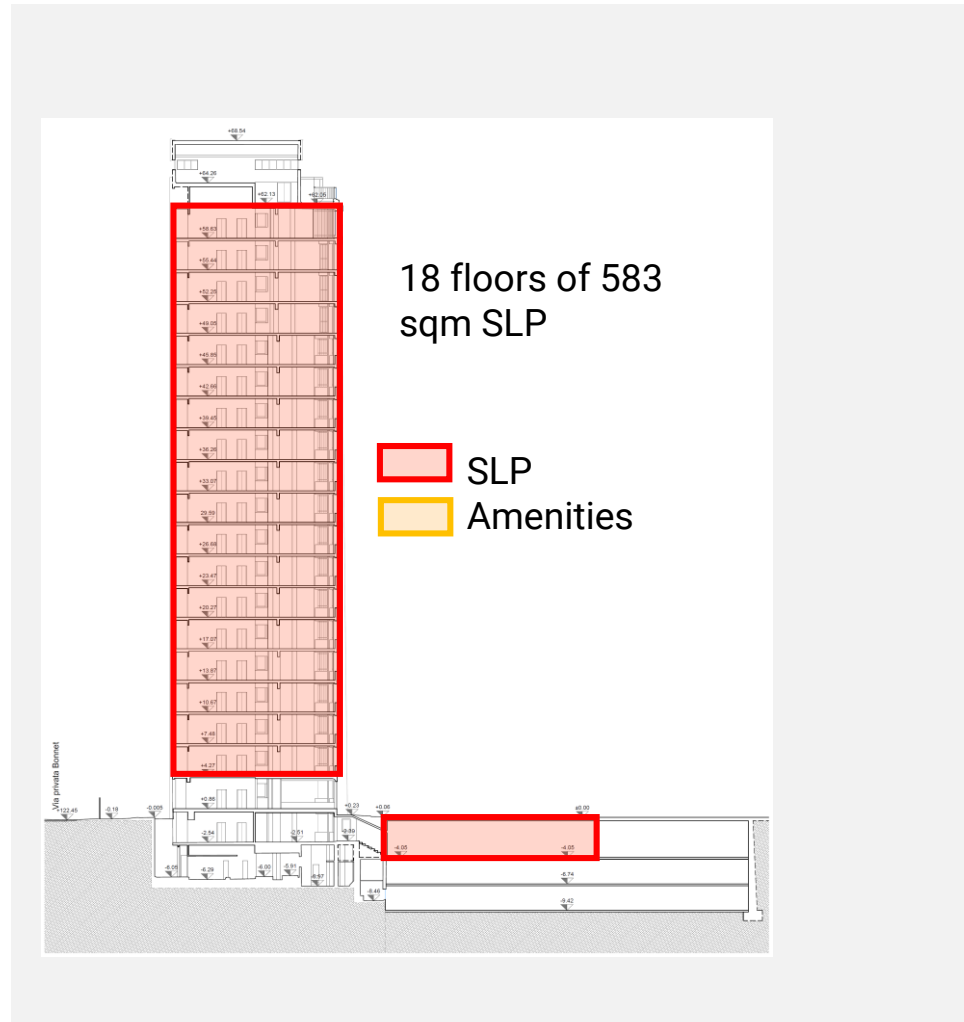


CORSO COMO PLACE - ADDITIONAL SURFACES

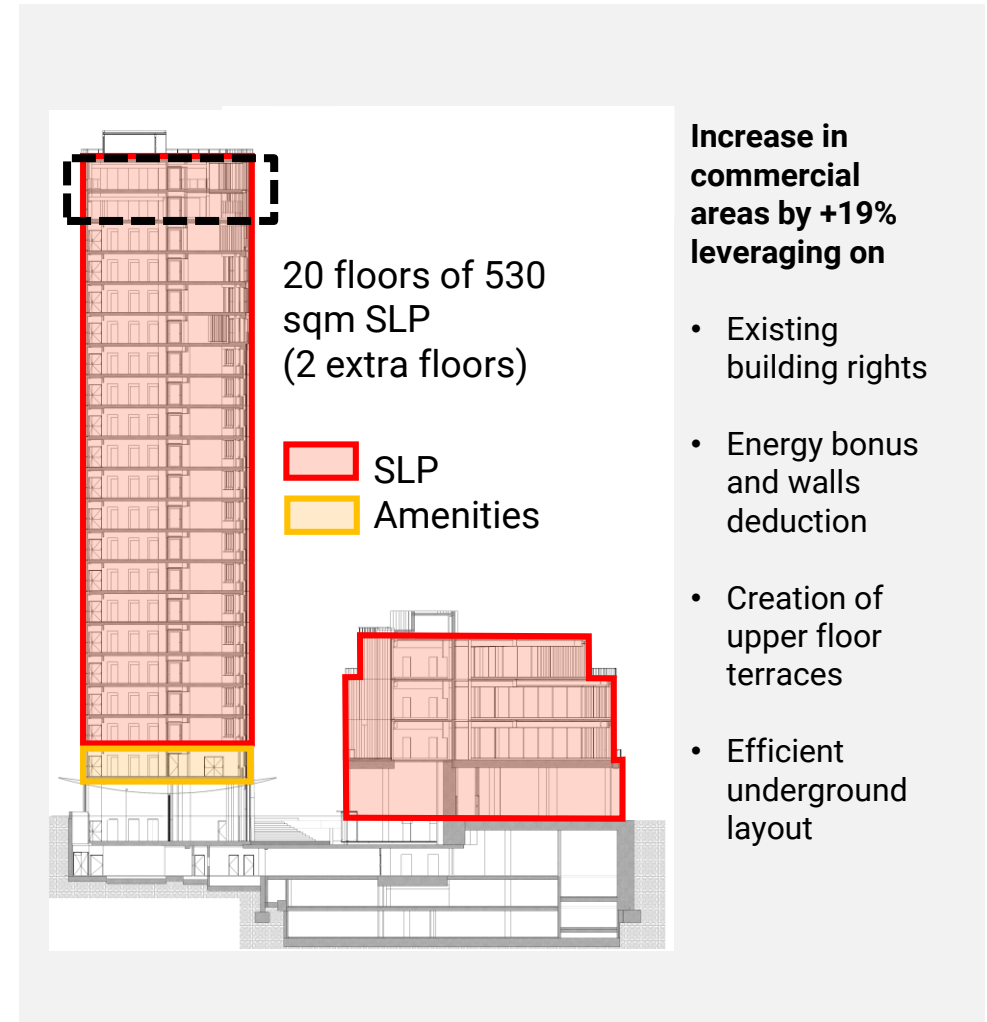


COIMA technical expertise and experience enabled the creation of 19% additional commercial surfaces

COMMERCIAL AREA AT UNDERWRITING



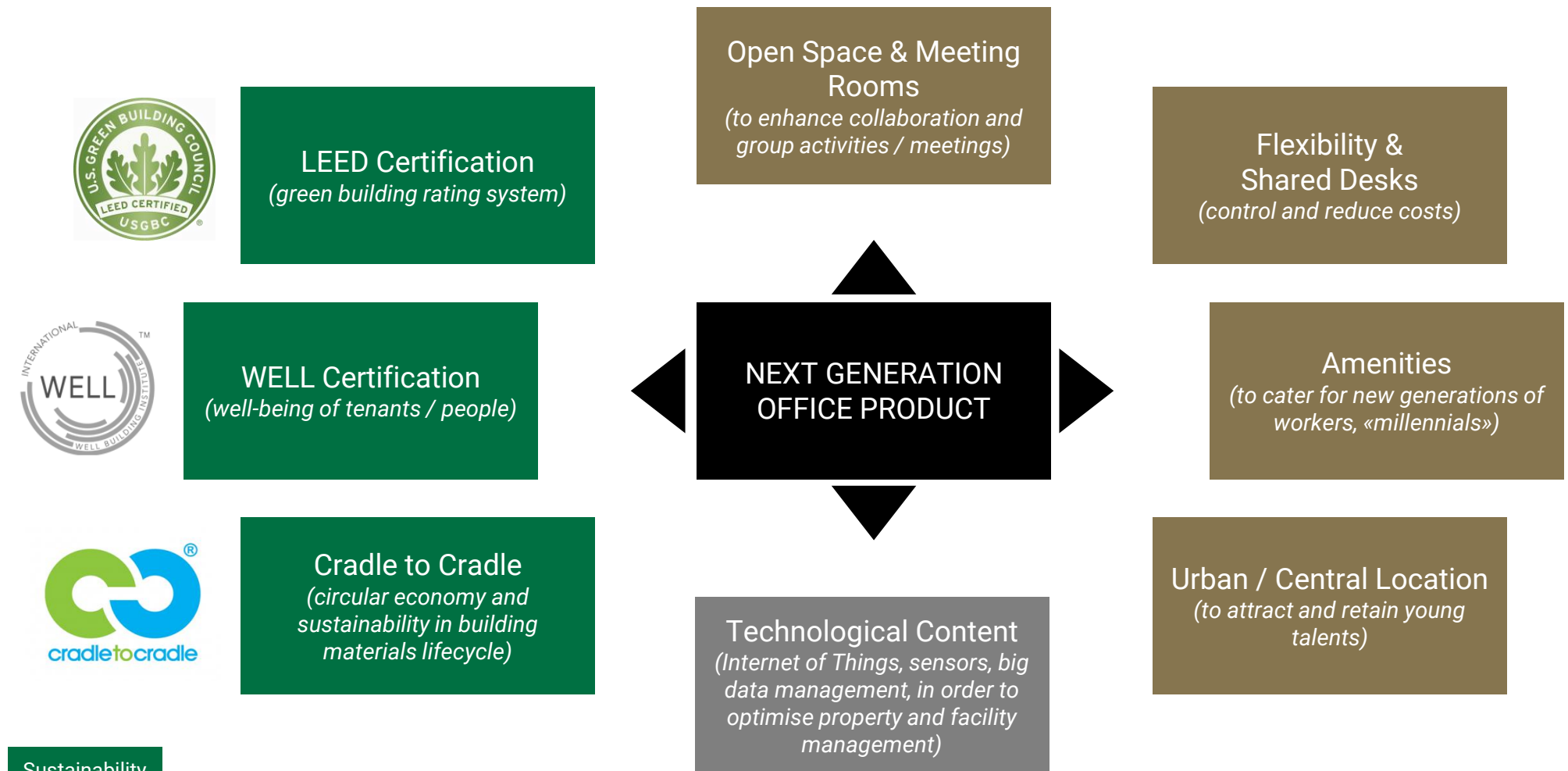
CURRENT COMMERCIAL AREA



CORSO COMO PLACE - "NEXT GENERATION" PRODUCT



The Corso Como Place project matches all the features of "next generation" office products



Sustainability

Technology

Work Culture

CORSO COMO PLACE - ACCOUNTING TREATMENT



- COIMA RES accounts its 35.7% stake in the Corso Como Place project in its balance sheet as "Investments accounted according to the equity method" but also provides figures on a "look-through" basis (i.e. proportional consolidation) for illustrative purposes
- Rents received on the Corso Como Place project (by the current tenants) flow through COIMA RES P&L in the "Income from investment" line, net of the operational costs of the asset (i.e. the operating expenses of the asset and fund costs)
- Capex and other project costs (including financing expenses) spent for the Corso Como Place project flow through COIMA RES cash flow and are capitalised increasing the "Investments accounted according to the equity method" line, they do not have an impact on COIMA RES P&L
- Changes in fair value in the Corso Como Place project (i.e. revaluations) are reflected in the P&L of COIMA RES through the "Income from investment" line and would affect the balance sheet in the "Investments accounted according to the equity method" line



OFFICE SUSTAINABILITY PREMIUM



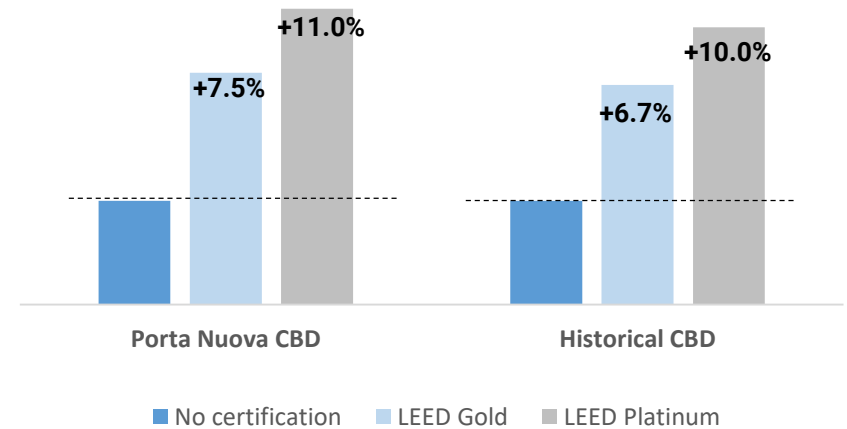
Recent projects delivering quality products have been almost fully pre-let before completion
 The COIMA platform is currently developing c. 25% of the entire new office stock under construction in Milan



LEED certified buildings in Milan register a 7-11% valuation premium vs. non certified buildings

> 3x of surfaces leased after 3 months for LEED certified buildings (vs non LEED)

Valuation premium for LEED certified building in Milan



The Corner

92% pre-let



**Orefici/
Cantù**

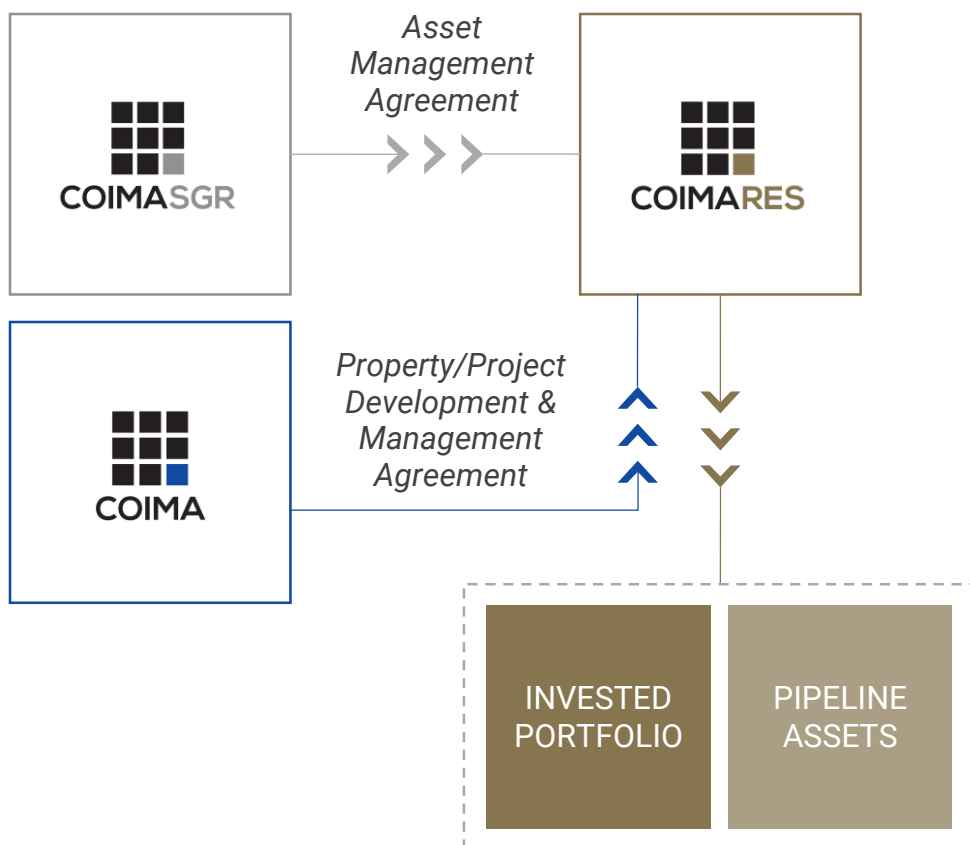
91% pre-let



Palazzo Aliverti

Fully pre-let

COIMA RES - STRUCTURE OVERVIEW



COIMA SGR COMPENSATION

BASE FEE

- COIMA SGR's compensation is based on NAV with a scale down mechanism:
 - 110 bps (if NAV ≤ €1.0bn)
 - 85 bps (if NAV of €1.0-1.5bn)
 - 55 bps (if NAV ≥ €1.5bn)

PROMOTE

- COIMA SGR's (40%) and key managers' (60%) compensation is based on Total Return:
 - 10% above 8% Total Return¹
 - 20% over 10% Total Return¹
 - subject to High Watermark

COIMA SRL COMPENSATION

- COIMA Srl's compensation is based on international benchmark for comparable services
 - 1.0% of annual gross rents for mono-tenant buildings
 - 1.3% of annual gross rents for buildings with 2-4 tenants
 - 1.5% of annual gross rents for buildings with 5 tenants or more

Notes:

1) Total Return defined as NAV per share growth plus dividend paid

COIMA RES - BEST IN CLASS GOVERNANCE



Chairman
(non executive)

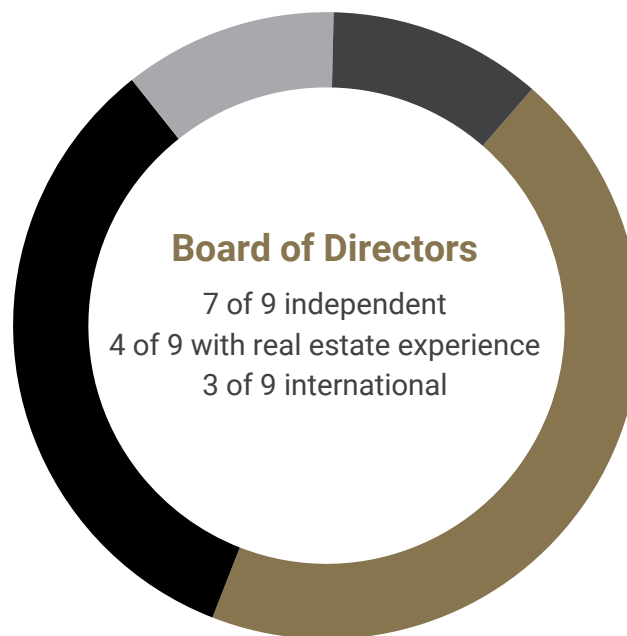
Massimo Capuano
former CEO
Italian Stock Exchange
former deputy CEO
London Stock Exchange

Manfredi Catella
Founder and CEO
COIMA

Feras Abdulaziz Al Naama
Qatar Holding

Olivier Elamine
Founder and CEO
alstria office

Luciano Gabriel
Chairman (and former CEO & CFO)
PSP Swiss Properties



Ariela Caglio
Professor
Bocconi University

Agostino Ardisson
Former Director
Bank of Italy

Alessandra Stabilini
Lawyer
NCTM

Antonella Centra
General Counsel
Gucci

Independent
(Italian and with strong corporate finance, regulatory and legal expertise)

Independent
(international and with strong real estate expertise)

Investment Committee
Manfredi Catella (Chairman)
Gabriele Bonfiglioli
Matteo Ravà
Feras Abdulaziz Al Naama
Luciano Gabriel
Michael Vauclair

Remuneration Committee
Alessandra Stabilini (Chairman)
Massimo Capuano
Olivier Elamine

Risk, Control & Related Parties Committee
Agostino Ardisson (Chairman)
Luciano Gabriel
Alessandra Stabilini

TRANSPARENCY, SUSTAINABILITY, INNOVATION



Commitment to be best in class in terms of transparency, reporting, sustainability and innovation


■ EPRA GOLD AWARDS IN REPORTING

- COIMA RES received two Gold Awards from the European Public Real Estate Association (EPRA) for its 2016 and 2017 Annual Report and Sustainability Report



■ THINK TANK ON SUSTAINABILITY AND INNOVATION

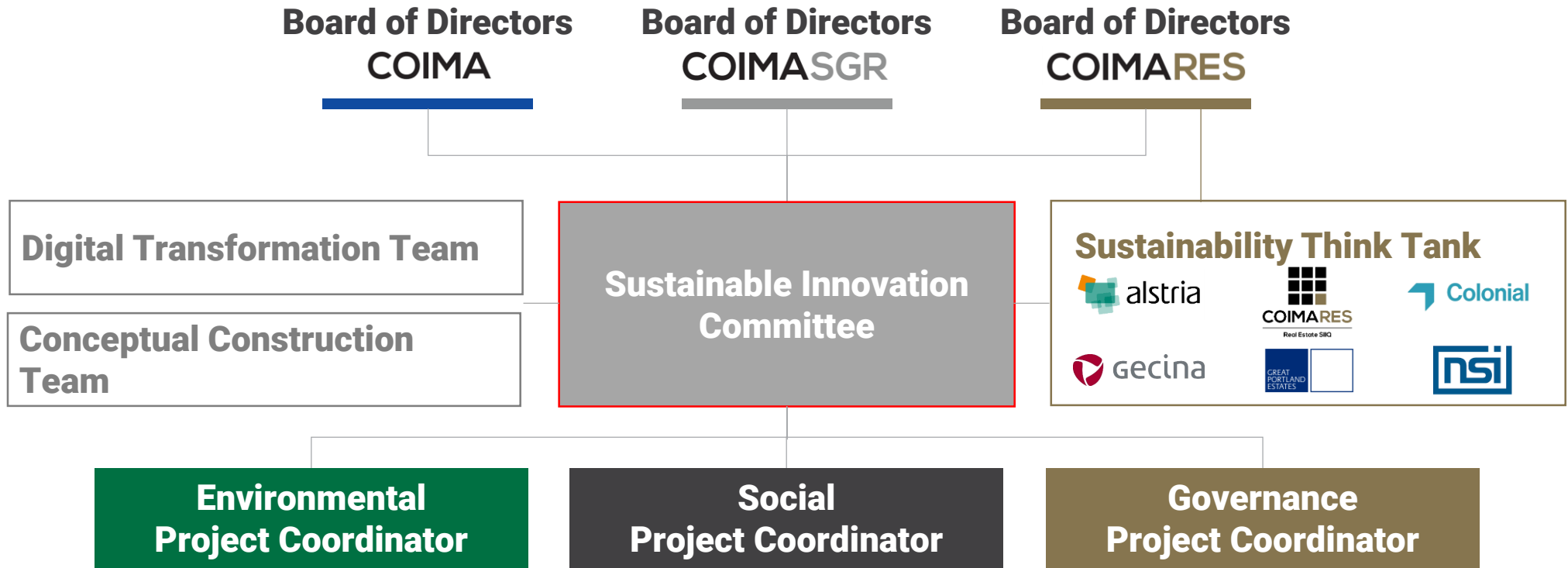
- COIMA RES created a European Think Tank focused on sustainability and innovation with five other REITs (December 2017)



■ INCLUDED IN GPR IPCM SUSTAINABILITY INDEX

- COIMA RES was included in GPR IPCM LFSS Sustainable GRES Index since March 19th, 2018
- COIMA RES attained a particularly high score of 7.8 out of 10 in the Sustainability and ESG model which considers various factors including strategy, energy efficiency, management of climate change, water efficiency and the recognition of the strong commercial potential of proactively addressing environmental aspects
- COIMA RES is currently a top 25 company out of the 150 companies included in the GPR IPCM Sustainability Index

IN HOUSE EXPERTISE ON ESG & INNOVATION



DISCLAIMER



This presentation is not, and nothing in it should be construed as, an offer, invitation or recommendation in respect of any of the COIMA RES SpA SIIQ (the “**Company**”) securities, or an offer, invitation or recommendation to sell, or a solicitation of an offer to buy, any of the Company’s securities in any jurisdiction. Neither this presentation nor anything in it shall form the basis of any contract or commitment. This presentation is not intended to be relied upon as advice to shareholders, investors or potential investors and does not take into account the investment objectives, financial situation or needs of any investor. All investors should consider such factors in consultation with a professional advisor of their choosing when deciding if an investment is appropriate. The Company has prepared this presentation based on information available to it, including information derived from public sources that have not been independently verified. No representation or warranty, express or implied, is provided in relation to the fairness, accuracy, correctness, completeness or reliability of the information, opinions or conclusions expressed herein.

The financial information included in this presentation is unaudited.

All forward-looking statements attributable to the Company or persons acting on its behalf apply only as of the date of this document, and are expressly qualified in their entirety by the cautionary statements included elsewhere in this document. The financial projections are preliminary and subject to change; the Company undertakes no obligation to update or revise these forward-looking statements to reflect events or circumstances that arise after the date made or to reflect the occurrence of unanticipated events. Inevitably, some assumptions will not materialize, and unanticipated events and circumstances may affect the ultimate financial results. Projections are inherently subject to substantial and numerous uncertainties and to a wide variety of significant business, economic and competitive risks, and the assumptions underlying the projections may be inaccurate in any material respect. Therefore, the actual results achieved may vary significantly from the forecasts, and the variations may be material.

COIMA RES SpA SIIQ

Piazza Gae Aulenti, 12
20154 - Milano

Investor Relations – contact details
alberto.goretti@coimares.com | ir@coimares.com

www.coimares.com

