

Assemblea Ordinaria del 16 maggio 2019ESITO VOTAZIONE

APP. De  
 rec. 30252

Oggetto : ~~Bilancio di esercizio al 31 dicembre 2018~~

**Hanno partecipato alla votazione:**

-n° 3.375 azionisti,  
 portatori di n° 6.526.669.575 azioni ordinarie, tutte ammesse al voto,  
 pari al 64,196666% del capitale sociale.

**Hanno votato:**

**% su Azioni Ordinarie  
 Ammesse al voto**

Favorevoli	6.437.423.281	98,632591
Contrari	25.064.556	0,384033
SubTotale	<u>6.462.487.837</u>	99,016623
Astenuti	12.153.327	0,186210
Non Votanti	52.028.411	0,797166
SubTotale	<u>64.181.738</u>	0,983377
<del>Totale</del>	<u>6.526.669.575</u>	100,000000

Ai sensi dell'art. 135-undecies del TUF **non sono computate** ai fini del calcolo della maggioranza e del capitale richiesto per l'approvazione della delibera numero **0** azioni pari al **0,000000%** delle azioni rappresentate in aula.

LISTA ESITO DELLE VOTAZIONE  
 Oggetto: Bilancio di esercizio al 31 dicembre 2018

## FAVOREVOLI

Badge	Ragione Sociale	Proprio	Delega	Totale
6602	CHIURAZZI LUIGI	23.357	0	23.357
6623	DORI CARLO	100	0	100
6723	CECCARELLI CLAUDIO	1.131	0	1.131
6736	ROCCHI BARBARA	0	0	0
DE*	MINISTERO DELL'ECONOMIA E DELLE FINANZE	0	2.397.856.331	2.397.856.331
6919	VALENTINI PIETRANGELO	10.000	0	10.000
7311	PERNETTI PIETRO	11.000	10.732	21.732
7325	NOTARFONZO ARNALDO	15.000	0	15.000
7500	BASILE STEFANO	0	0	0
DE*	FONDAZIONE ENPAM	0	31.355.063	31.355.063
7535	CATELLI RAUL	2.176	0	2.176
7583	SANCIOLO MAURO	148	0	148
7622	BUONO FRANCESCO	2.401	0	2.401
7629	RINELLI DOMENICO	55.565	0	55.565
7634	COMPUTERSHARE SPA RAPPRESENTANTE DESIGNATO EX ART 135 UNDECIES TUF NELLA PERSONA DI VERONICA CICIRIELLO	0	0	1.520
	1.520			
7648	RICHARD FABRIZIO	0	0	0
DE*	CASSA NAZIONALE DI PREVIDENZA ED ASSISTENZA FORENSE	0	52.417.000	52.417.000
7649	CATELLI LUCA	3.919	0	3.919
7654	MOTTURA PAOLO	0	1.000	1.000
7657	ANTONELLI GIUSEPPE	0	11.378	11.378
7674	DEL GIUDICE MATTEO	10	0	10
DE*	HC RENTE	0	73.135	73.135
DE*	SIEMENS DC BALANCED	0	23.607	23.607
DE*	SIEMENS-FONDS SIEMENS-RENTE	0	1.518.594	1.518.594
DE*	SIEMENS-FONDS SPT MM	0	36.515	36.515
7689	RICCI MARIO	46.923	0	46.923
7722	AGOSTINI ANTONIO	0	0	0
**D	ARCA FONDI SGR - FONDO ARCA AZIONI ITALIA	0	6.000.000	6.000.000
**D	GERANA SICAV-SIF, S.A.	0	646.309	646.309
**D	FRANKLIN TEMPLETON INVESTMENT FUNDS	0	6.783.327	6.783.327
**D	JPMORGAN FUNDS	0	25.585.040	25.585.040
**D	JPMORGAN INVESTMENT FUNDS	0	18.385.339	18.385.339
**D	T. ROWE PRICE FUNDS SICAV	0	8.123	8.123
**D	MORGAN STANLEY INVESTMENT FUNDS	0	78.828	78.828
**D	JPMORGAN FUNDS (IRELAND) ICAV	0	4.789	4.789
**D	BLACKROCK INDEX SELECTION FUND	0	6.478.280	6.478.280
**D	BLACKROCK UCITS FUNDS	0	7.483	7.483
**D	SCHRODER INTERNATIONAL SELECTION FUND	0	3.521.685	3.521.685
**D	ARK LIFE ASSURANCE COMPANY LIMITED	0	436.294	436.294
**D	CAPITAL INTERNATIONAL FUND	0	3.260.464	3.260.464
**D	UNION INVESTMENT INSTITUTIONAL GMBH	0	211.180	211.180
**D	UNION INVESTMENT PRIVATFONDS GMBH	0	750.132	750.132

Azionisti:

3.269 Teste:

22

Azionisti in proprio:

14 Azionisti in delega:

3.255

Pagina 1

LISTA ESITO DELLE VOTAZIONE  
 Oggetto: Bilancio di esercizio al 31 dicembre 2018

## FAVOREVOLI

Badge	Ragione Sociale	Proprio	Delega	Totale
**D	BAYERNINVEST KAPITALVERWALTUNGSGESELLSCH	0	132.522	132.522
**D	BELFIUS PENSIONFUNDS	0	349.562	349.562
**D	BAYERNINVEST DIVIDENDE FONDS BAYERNINVES	0	88.044	88.044
**D	GENERALI EURO ACTIONS	0	353.000	353.000
**D	GENERALI SMART FUNDS SICAV	0	328.430	328.430
**D	GENERALI INVESTMENTS SICAV	0	6.283.822	6.283.822
**D	GIP ALTO INTL AZ	0	74.506	74.506
**D	ERI BAYERNINVEST FONDS AKTIEN EUROPA	0	314.101	314.101
**D	MERRILL LYNCH INTERNATIONAL	0	151.599	151.599
**D	RBCISB-PHITRUST ACTIVE INVESTORS EURO ACTIVE INVESTORS FUND	0	19.422	19.422
**D	NMMS GIEP NVN ACCOUNT	0	134.481	134.481
**D	NMMS-WIEQ-NVN ACCOUNT	0	33.703	33.703
**D	RBC ISB - MMA VIE SA	0	2.580.672	2.580.672
**D	COVEA ACTIONS EURO	0	837.290	837.290
**D	FONDATION DE PREVOYANCE EN FAVEUR DU PERS. DE DUPONT DE NEMOURS INTERNATIONAL SARL	0	456.490	456.490
**D	BAYERNINVEST KAPITALVERWALTUNGSGESELLSCHAFT MBH	0	7.111.377	7.111.377
**D	BERNISCHE PENSIONSKASSE	0	1.034.480	1.034.480
**D	SCHWAB INTERNATIONAL INDEX FUND	0	2.886.207	2.886.207
**D	FIAM GROUP TR FOR EMPLOYEE BENEFF PLA	0	6.277.528	6.277.528
**D	JAPAN TRUSTEE SERVICES BANK LTD	0	48.153	48.153
**D	JAPAN TRUSTEE SERVICES BANK LTD	0	135.900	135.900
**D	JAPAN TRUSTEE SERVICES BANK LTD	0	12.354	12.354
**D	JAPAN TRUSTEE SERVICES BANK LTD	0	6.874	6.874
**D	THE MASTER TRUST BANK OF JAPAN LTD	0	7.377	7.377
**D	THE MASTER TRUST BANK OF JAPAN LTD	0	7.816.378	7.816.378
**D	FIDELITY FUNDS SICAV	0	549.662	549.662
**D	FIDELITY FUNDS SICAV	0	9.277.120	9.277.120
**D	NN (L)	0	215.110	215.110
**D	NN (L) INSTITUTIONAL	0	647.651	647.651
**D	ING DIRECT	0	292.251	292.251
**D	NN (L) PATRIMONIAL	0	110.000	110.000
**D	THE MASTER TRUST BANK OF JAPAN LTD	0	56.323	56.323
**D	NN (L) EURO INCOME	0	58.841	58.841
**D	GIM SPECIALIST INVESTMENT FUNDS	0	66.209	66.209
**D	GIM TOKYO FD	0	1.753	1.753
**D	NATIXIS INTERNET FUNDS LUX I	0	813	813
**D	FIDELITY POC VALUE UNCONSTRAINED	0	976	976
**D	FIDELITY POC VALUE OPTIMIZED FACTOR	0	2.725	2.725
**D	MF PICTET MULTI ASSET FUND	0	4.983	4.983
**D	MS HORIZONS MULTIACTIVOS GLOBAL	0	70.800	70.800
**D	JAPAN TRUSTEE SERVICES BANK LTD	0	71.157	71.157
**D	JAPAN TRUSTEE SERVICES BANK LTD	0	32.018	32.018
**D	SEI INST INV TRU SCREENED WOR EQ EX US F	0	72.234	72.234
**D	PRAMIS SELECT INTER EQ FUND LLC	0		

Azionisti: 3.269 Teste: 22  
 Azionisti in proprio: 14 Azionisti in delega: 3.255

Pagina 2

207

LISTA ESITO DELLE VOTAZIONE  
 Oggetto: Bilancio di esercizio al 31 dicembre 2018

## FAVOREVOLI

Badge	Ragione Sociale	Proprio	Delega	Totale
**D	JAPAN TRUSTEE SERVICES BANK LTD	0	66.025	66.025
**D	THE MASTER TRUST BANK OF JAPAN LTD	0	33.810	33.810
**D	THE MASTER TRUST BANK OF JAPAN LTD	0	186.630	186.630
**D	PYRAMIS GROUP TR FOR EMPLOYEES BENEF PLAN	0	40.366	40.366
**D	FIRST TRUST EUROPE ALPHADEX FUND	0	459.814	459.814
**D	FIRST TRUST DEVELOPED MARKETS EX-US ALPH	0	352.394	352.394
**D	THE MASTER TRUST BANK OF JAPAN LTD	0	177.483	177.483
**D	JAPAN TRUSTEE SERVICES BANK LTD	0	65.548	65.548
**D	FIDELITY SAL ST FIDELITY GLOBAL EX US IN	0	2.094.465	2.094.465
**D	VANGUARD FUNDS PLC	0	3.986.080	3.986.080
**D	LCAM GLOBAL EQUITY FUNDS	0	166.372	166.372
**D	SCHWAB FUNDAMENTAL INTERNATIONAL LARGE COMPANY INDEX FUND	0	1.329.403	1.329.403
**D	MACQUARIE GLOBAL LISTED INFRASTRUCTURE C	0	132.643	132.643
**D	THORNBURG GLOBAL INVESTMENT PLC	0	88.972	88.972
**D	SEI INSTITUT MANAGED TRUS MULTI AS ACC F	0	72.503	72.503
**D	VANGUARD INVESTMENT SERIES PLC	0	10.126.453	10.126.453
**D	LOS ANGELES CAPITAL GLOBAL FUND PLC	0	37.949	37.949
**D	SANLAM GLOBAL FUNDS PLC	0	66.061	66.061
**D	FIDELITY SALEM STR T FID TOTAL INT IND F	0	789.286	789.286
**D	FIRST TRUST HORIZON MANAGED VOLATILITY D	0	80.579	80.579
**D	KBI GLOBAL RESOURCES SOLUTIONS CIT	0	53.071	53.071
**D	THE MASTER TRUST BANK OF JAPAN LTD	0	187.991	187.991
**D	SEI INST.MAN.TRUST - MIM VOLAT.FUND	0	114.113	114.113
**D	FIDELITY UCITS ICAV	0	105.982	105.982
**D	THE MASTER TRUST BANK OF JAPAN LTD	0	13.954	13.954
**D	DEVELOPED INTERNATIONAL EQUITY SELECT ETF	0	3.615	3.615
**D	MONDRIAN INT.EQ.COLLECTIVE.INV.TRUST	0	2.343.740	2.343.740
**D	JPMORGAN ETFS (IRELAND) ICAV	0	41.511	41.511
**D	FIDELITY UCITS II ICAV	0	23.173	23.173
**D	VARIABLE INSURANCE PRODUCTS FUND II: INTERNATIONAL INDEX PORTFOLIO	0	26.505	26.505
**D	SEI TRUST COMPANY FOR THE BENEFIT OF SGA INTERANTIONAL EQUITY PLUS CIT	0	319.660	319.660
**D	SIX CIRCLES INTERNAT UNCONSTRAIN EQ FUND	0	2.027.185	2.027.185
**D	FIDELITY SALEM STREET TRUST: FIDELITY ZERO INTERNATIONAL INDEX FUND	0	337.749	337.749
**D	FIDELITY CONCORD STREET TRUST: FIDELITY SERIES INTERNATIONAL INDEX FUND	0	40.919	40.919
**D	SEI INSTIT INV TRUST WORLD EQUITY EX US FD WELLING	0	2.035.060	2.035.060
**D	THE MASTER TRUST BANK OF JAPAN LTD	0	1	1
**D	SIX CIRCLES MANAGED EQUITY PORTFOLIO INTERNATIONAL UNCONSTRAINED FUND	0	153.617	153.617
**D	FIDELITY COMMON CONTRACTUAL FUND II	0	629.935	629.935
**D	NUVEEN GLOBAL INFRASTRUCTURE FUND	0	1.016.356	1.016.356
**D	THE MASTER TRUST BANK OF JAPAN LTD	0	145.468	145.468
**D	ADVISOR MANAGED TRUST - TACTICAL OFFENSIVE EQUITY FUND	0	144.056	144.056
**D	FIRST TRUST EUROZONE ALPHADEX ETF	0	54.546	54.546
**D	CATHOLIC INVESTOR INTERNATIONAL EQUITY F	0	99.720	99.720

Azionisti:  
 Azionisti in proprio:

3.269    14    22

Teste:  
 Azionisti in delega:

3.255

Pagina 3

## LISTA ESITO DELLE VOTAZIONE

Oggetto: Bilancio di esercizio al 31 dicembre 2018

## FAVOREVOLI

Badge	Ragione Sociale	Proprio	Delega	Totale
**D	CORNERSTONE ADVISORS GLOBAL PUBLIC EQUITY FUND	0	46.152	46.152
**D	THE ADVISORS` INNER CIRCLE FUND CORNER STONE ADVISORS GLOBAL PUBLIC EQUITY FUND	0	13.616	13.616
**D	GLOBAL X SCIENTIFIC BETA EUROPE ETF	0	1.568	1.568
**D	FIDELITY RETIREE HEALTH REIMBURSEMENT PL	0	121.734	121.734
**D	FIRST TRUST DYNAMIC EUROPE EQUITY INCOME	0	507.432	507.432
**D	PANAGORA RISK PARITY M.A.C.FD	0	5.942	5.942
**D	FIRST TRUST RIVERFRONT DYNAMIC EUROPE ET	0	12.137	12.137
**D	FIRST TRUST RIVERFRONT DYN DEV INT ETF	0	40.299	40.299
**D	MONDRIAN ALL COUN WORLD EX US EQ CO IN T	0	1.364.750	1.364.750
**D	MONDRIAN INTERNATIONAL EQUITY FUND	0	3.110.202	3.110.202
**D	SEI INSTITUTIONAL INVESTMENTS TRUST - GLOBAL MANAGED VOLATILITY FUND	0	415.390	415.390
**D	ZURICH INSURANCE COMPANY LTD	0	76.733	76.733
**D	ZURICH INVESTMENTS LIFE S P A	0	1.667.407	1.667.407
**D	BAYVK A1 FONDS	0	4.703.180	4.703.180
**D	BAYVK G2 FONDS	0	927.141	927.141
**D	SAEV MASTERFONDS INKA	0	317.160	317.160
**D	ARRE INKA	0	78.244	78.244
**D	SIVE	0	140.791	140.791
**D	DEKA MASTER HAEC I	0	746.329	746.329
**D	UNIVERSAL-OCO	0	242.029	242.029
**D	UNIVERSAL-CAV	0	243.576	243.576
**D	BI FINANZFONDS	0	98.751	98.751
**D	VWLAKH MASTER	0	202.857	202.857
**D	INKA PROCURA	0	97.769	97.769
**D	ALLIANZ GI FONDS RANW II	0	395.000	395.000
**D	ALLIANZGI FONDS VSF	0	10.297	10.297
**D	ALLIANZGI FONDS AENIESA	0	282.153	282.153
**D	ALLIANZGI FONDS ABF	0	37.135	37.135
**D	ALLIANZGI FONDS FEV	0	20.922	20.922
**D	BAYVK A4 FONDS	0	119.584	119.584
**D	ALLIANZGI FONDS GANO 2	0	47.848	47.848
**D	ALLIANZGI FONDS PFD	0	10.459	10.459
**D	ALLIANZGI FONDS REINVEST	0	16.403	16.403
**D	ALLIANZGI FONDS WERT	0	7.200	7.200
**D	AGI FDS EJS STIFTUNGSFDS	0	32.919	32.919
**D	ALLIANZGI FONDS SCHLUCCO	0	30.000	30.000
**D	ALLIANZGI FONDS DPF DILLINGER PENSIONEFO	0	49.454	49.454
**D	ALLIANZGI FONDS ALPEN	0	22.915	22.915
**D	ALLIANZGI FONDS GANO	0	5.351	5.351
**D	ALLIANZGI FONDS FIB	0	30.000	30.000
**D	ALLIANZGI FONDS VEMK	0	21.233	21.233
**D	ALLIANZGI FONDS AVP	0	8.800	8.800
**D	AGI FONDS GRILLPARZER	0	5.000	5.000

Azionisti:  
Azionisti in proprio:3.269  
14Teste:  
Azionisti in delega:22  
3.255

Pagina 4

109

LISTA ESITO DELLE VOTAZIONE  
 Oggetto: Bilancio di esercizio al 31 dicembre 2018

## FAVOREVOLI

Badge	Ragione Sociale	Proprio	Delega	Totale
**D	ALLIANZGI FONDS KDCO	0	40.000	40.000
**D	DBI FONDS EBB	0	58.616	58.616
**D	ALLIANZGI FONDS BFKW	0	85.903	85.903
**D	ALLIANZGI FONDS TOB	0	34.652	34.652
**D	ALLIANZGI FONDS SWKA 1	0	5.000	5.000
**D	ALLIANZGI FONDS COEN2	0	25.000	25.000
**D	ALLIANZGI FONDS NICO	0	4.924	4.924
**D	ALLIANZGI FONDS USES	0	76.873	76.873
**D	ALLIANZGI FONDS RBB	0	192.616	192.616
**D	ALLIANZGI FONDS ELK	0	222.843	222.843
**D	ALLIANZGI FONDS MAV	0	11.112	11.112
**D	ALLIANZGI FONDS PGD	0	50.127	50.127
**D	ALLIANZGI FONDS DUNHILL	0	38.650	38.650
**D	ALLIANZGI FONDS VSBW	0	157.678	157.678
**D	ALLIANZGI FONDS SIV	0	15.000	15.000
**D	SUEWE COFONDS	0	175.000	175.000
**D	ALLIANZGI FONDS HNE	0	420.000	420.000
**D	ALLIANZGI FONDS AFE	0	551.330	551.330
**D	ALLIANZGI FONDS PF1	0	1.436.921	1.436.921
**D	ALLIANZGI FONDS PTV2	0	831.725	831.725
**D	HFZH COFONDS	0	20.000	20.000
**D	ALLIANZGI FONDS PF2	0	479.418	479.418
**D	ALLIANZGI FONDS TOSCA	0	78.886	78.886
**D	AIRBUS INVEST FOR LIFE AKTIENFONDS 1	0	581.097	581.097
**D	ALLIANZGI FONDS PFALCO	0	159.391	159.391
**D	ALLIANZGI FONDS AEVN	0	1.157.911	1.157.911
**D	ALLIANZGI SVKK	0	5.982	5.982
**D	ALLIANZGI FONDS MAFL	0	15.000	15.000
**D	ALLIANZGI FONDS AESAN	0	628.920	628.920
**D	ALLIANZGI FONDS AMEV	0	541.849	541.849
**D	CBP GROWTH	0	481.753	481.753
**D	ALLIANZGI FONDS SBNA	0	244.100	244.100
**D	KREBSHILFE 2 FONDS	0	44.908	44.908
**D	ALLIANZGI FONDS STIFTUNGSFONDS WISSENSCH	0	34.799	34.799
**D	ALLIANZGI FONDS PAK	0	8.839	8.839
**D	ALLIANZGI FONDS CAESAR	0	71.377	71.377
**D	ALLIANZGI FONDS ESMT	0	12.980	12.980
**D	BE TURN	0	146.164	146.164
**D	ALLIANZGI FONDS DPWS	0	29.180	29.180
**D	MASTERFONDS HPTT	0	568.073	568.073
**D	ALLIANZGI FONDS BREMEN	0	160.176	160.176
**D	MASTERFONDS BANTHUS	0	141.050	141.050
**D	ALLIANZGI FONDS OB PENSION	0	85.963	85.963

LISTA ESITO DELLE VOTAZIONE  
 Oggetto: Bilancio di esercizio al 31 dicembre 2018

## FAVOREVOLI

Badge	Ragione Sociale	Proprio	Delega	Totale
**D	ALLIANZGI FONDS LUNA A	0	424.401	424.401
**D	BPSS FRANCFORT /ALLIANZ GLOBAL INVESTORS GMBH F ALLIANZGI FONDS	0	29.771	29.771
**D	SDK K3 FONDS	0	30.210	30.210
**D	ALLIANZGI FONDS PENCABV PENSIONS	0	260.357	260.357
**D	ZURICH INSURANCE PLC	0	168.792	168.792
**D	PARVEST	0	2.297.676	2.297.676
**D	JANUS HENDERSON HORIZON FUND	0	4.798.636	4.798.636
**D	DNCA INVEST	0	6.095.928	6.095.928
**D	PARVEST	0	473.643	473.643
**D	GA FUND L	0	30.872	30.872
**D	PICTET TR	0	5.973.369	5.973.369
**D	BNP PARIBAS EASY	0	1.401.408	1.401.408
**D	BNP PARIBAS L1	0	716.892	716.892
**D	FONDAZIONE ROMA SIF	0	220.181	220.181
**D	FAM SERIES UCITS ICAV	0	339.364	339.364
**D	JANUS HENDERSON GLOBAL EQUITY INCOME FD	0	2.488.829	2.488.829
**D	JANUS HENDERSON INSTITUTIONAL EUROPEAN INDEX OPPORTUNITIES FUND	0	626.044	626.044
**D	WITAN INVESTMENT TRUST PLC	0	935.283	935.283
**D	STANDARD LIFE WEALTH INTERNATIONAL LTD	0	37.893	37.893
**D	STANDARD LIFE WEALTH INTERNATIONAL	0	274.153	274.153
**D	BPSS JERSEY/SARASIN PARTNERS LLP	0	232.798	232.798
**D	ENHANCED INDEX INTERNATIONAL SHARE FUND	0	1.113.352	1.113.352
**D	AUSTRALIAN CATHOLIC SUPERAN RETIREM FUND	0	101.952	101.952
**D	MERCER UNHEDEDGED OVERSEAS SHARES TRUST	0	640.270	640.270
**D	MULTIMIX WHOLESAL INT SHARES TRUST	0	189.900	189.900
**D	AMP CAP UNHEDEDGED GL SHS MULTI MAN FUND	0	180.805	180.805
**D	AMP INTERNATIONAL EQUITY INDEX FUND HEDG	0	938.491	938.491
**D	WHOLESAL GLOBAL EQUITY VALUE FUND	0	358.250	358.250
**D	IPAC SPECIALIST INVESTMENT STRATEGIES - INTERNATIONAL SHARE STRATEGY NO.1	0	865.967	865.967
**D	BARROW HANLEY GLOBAL EQUITY TRUST	0	143.456	143.456
**D	IPAC SPEC INV STR INT SHARE STR NO 9	0	378.173	378.173
**D	JANUSHENDERSON GLOBAL EQUITY INCOME FUND	0	52.364	52.364
**D	UNLSUPER	0	856.209	856.209
**D	WHOLESAL UNIT TRU MSCI GLOB IND SHAR FU	0	49.989	49.989
**D	WHOLESAL UNIT TRUST GLOBAL SHARES F 4	0	337.453	337.453
**D	AMP CAPITAL SPEC INTERN SHARE FUND	0	390.831	390.831
**D	KIWI INVEST MAN WHOLESAL CORE GLOBAL FD	0	227.115	227.115
**D	KIWI INVEST MANAGEMENT GLOBAL QUANTIT FD	0	434.891	434.891
**D	BPSS SYD/UNISUPER	0	51.612	51.612
**D	BDF-FONDS E ACT. EUROP.	0	160.000	160.000
**D	FCP FIAO	0	1.019.663	1.019.663
**D	CAMGETSION ACTIONS RENDEMENT	0	62.000	62.000
**D	CARDIF ASSURANCE VIE	0	9.229.381	9.229.381

Pagina 6

22  
3.255

Azionisti: 3.269 Teste:  
 Azionisti in proprio: 14 Azionisti in delega:

LISTA ESITO DELLE VOTAZIONE  
 Oggetto: Bilancio di esercizio al 31 dicembre 2018

Badge	Ragione Sociale	Proprio	Delega	Totale
**D	FCP CAMGESTION RENDACTIS	0	175.000	175.000
**D	FCP GERISO	0	17.000	17.000
**D	FCPE HORIZON EP. ACTION	0	66.760	66.760
**D	CARDIF ASSURANCE RISQUES DIVERS	0	180.000	180.000
**D	FCP CAMGEST VALEURS EURO	0	446.130	446.130
**D	CARDIF LUX VIE	0	838.706	838.706
**D	ORANO CYCLE	0	6.500.000	6.500.000
**D	FCP LBPAM AVENIR EURO	0	39.989	39.989
**D	CALCIUM QUANT	0	541.845	541.845
**D	SODIUM 1	0	633.904	633.904
**D	FCP LITHIUM	0	661.313	661.313
**D	MAIF INVEST RESPO EUROPE	0	368.253	368.253
**D	MUTACTION 11	0	858.280	858.280
**D	FCPE HARMONY	0	52.436	52.436
**D	BNP EURO VALEURS DURAB	0	581.258	581.258
**D	FCPE BMS ACTIONS	0	47.420	47.420
**D	LESAFFRE EQUILIBRE RESPONS SOLIDAIR	0	111.905	111.905
**D	FCPE GPE FMC FCE DIV BNP	0	38.371	38.371
**D	FCPE FONDS BOEHRINGER	0	108.148	108.148
**D	FCPE LIMACTIF	0	76.610	76.610
**D	FCP NATIO-FONDS COLLINE 1	0	4.000.641	4.000.641
**D	FCP BNP PARIBAS ACTIONS EUROPE	0	31.768	31.768
**D	AGIPI MONDE DURABLE	0	248.968	248.968
**D	BNP PARIBAS EUROPE DIV RESPONSABLE	0	671.368	671.368
**D	MULTIPAR SOLIDAIRE DYNA SR	0	1.956.217	1.956.217
**D	FCPE MULTIPAR EQ. SOC. RES	0	751.727	751.727
**D	FCPE MULTIPAR ACTS SR	0	1.193.687	1.193.687
**D	FCP LBPAM ACTIONS EURO LARGE CAP	0	838.957	838.957
**D	BNP PARIBAS ACT EUR RESP	0	225.971	225.971
**D	FCP FCE INVEST EURO	0	1.501.855	1.501.855
**D	FCP FRANCE INVEST. INTER	0	682.124	682.124
**D	FRANCE PLACEMENT EURO	0	3.720.568	3.720.568
**D	FCP NF COLLINES INVEST 3	0	2.136.559	2.136.559
**D	FCP ALM ACTIONS EURO	0	3.350.691	3.350.691
**D	FCP FEDERIS IRC ACTIONS	0	871.631	871.631
**D	FCP LBPAM DIVERSIFIE FOCUS OBLIG 3 5	0	63.317	63.317
**D	FCPE FDS DIVERSIF.TEL 1	0	32.377	32.377
**D	FCP ALM ACT ZONE EUR ISR	0	4.000.000	4.000.000
**D	FCPE SAUR EPARGNE	0	153.255	153.255
**D	FCP EPARGNE EUR DYNAMIQUE	0	245.386	245.386
**D	ALLIANZ GLOBAL INVESTORS FRANCE	0	483.283	483.283
**D	FCP CAP EQUILIBRE	0	2.630	2.630
**D	FCP HUMANIS RETRAITE ACTIONS	0	1.937.600	1.937.600

Pagina 7

22  
3.255

Azionisti: 3.269 Teste: 22  
 Azionisti in proprio: 14 Azionisti in delega: 3.255



LISTA ESITO DELLE VOTAZIONE  
 Oggetto: Bilancio di esercizio al 31 dicembre 2018

## FAVOREVOLI

Badge	Ragione Sociale	Proprio	Delega	Totale
**D	FCP INTER ACTIO	0	2.312	2.312
**D	FCP CAP SERENITE	0	2.676	2.676
**D	FCPE SCHNEIDER ELEC IND	0	3.102	3.102
**D	FCPE ESTERRA	0	1.188	1.188
**D	FCPE MAN ENERGY SOLU FRANCE SAS	0	3.901	3.901
**D	FCPE OMYA DIVERSIFIE	0	2.763	2.763
**D	FCPE HUMANIS DIV OFF ISR	0	358.533	358.533
**D	FCPE GEMALTO DYN SOLID	0	37.082	37.082
**D	FCPE SAL GROUP CIE DEUTS	0	4.635	4.635
**D	FCPE GROUP APA NRD OUEST	0	1.422	1.422
**D	FCP HGA ACTIONS ISR	0	759.438	759.438
**D	FCP FGF CRISTALLIN EURO EQUITIES	0	74.387	74.387
**D	FCPE NESTLE FRANCE ACTIO	0	121.652	121.652
**D	FCPE GIVAUDAN	0	24.548	24.548
**D	FCPE CROWN EMBAL FR SAS	0	11.606	11.606
**D	FCPE CLAIREFONTAINE EXAC	0	561	561
**D	FCP HP ACTIONS LAZARD	0	609.707	609.707
**D	FCPE DPI N 2	0	10.756	10.756
**D	FCPE EPARGNE SOL DYN THA	0	309.185	309.185
**D	FCPE SKF DIV INTEREXP	0	19.563	19.563
**D	FCPE MATRA	0	22.401	22.401
**D	FCPE GR SCHLINDER AUD	0	4.835	4.835
**D	FCPE RATIER FIGEAC	0	4.647	4.647
**D	FCPE THALES ALENIA SP 3	0	3.329	3.329
**D	FCPE NALCO FRANCE S A S	0	4.426	4.426
**D	FCPE COMPTAGE IMMOBILIER	0	8.740	8.740
**D	BUILDING SOLUTIONS DIVERSIFIE	0	7.537	7.537
**D	FCPE S E P DIV ACTIONS	0	11.335	11.335
**D	FCPE RELAIS H DIVERSIFIE	0	2.303	2.303
**D	FCPE III CIMENT CALCIA D	0	4.651	4.651
**D	FCPE GROUPE SECURITAS	0	9.385	9.385
**D	FCPE ZOLFAN INVEST 5 ANS	0	1.456	1.456
**D	FCP H40347 HGA ACTION SOLIDAIRE EMPLOI SANTE	0	306.105	306.105
**D	FCPE ITW DE FRANCE	0	7.942	7.942
**D	FCPE CRCAM PROV C D AZUR	0	9.015	9.015
**D	FCPE ARJOWIGGINS CANSON	0	570	570
**D	FCPE NUFARM EXP SOLIDA	0	1.324	1.324
**D	FCPE CHANTELLE	0	1.642	1.642
**D	FCPE GE FONDS A SOLIDAIRE	0	28.259	28.259
**D	FCPE THALES ALENIA SP 1	0	2.185	2.185
**D	FCPE SAFRAN ETHIQUE SLDR	0	73.533	73.533
**D	FCPE HENKEL DVSF INT EXP	0	3.032	3.032
**D	FCPE HORIZON EPARGNE MIXTE	0	18.036	18.036

Pagina 8

22  
3.255

Azionisti: 3.269 Teste:  
 Azionisti in proprio: 14 Azionisti in delega:

443

## LISTA ESITO DELLE VOTAZIONI

Oggetto: Bilancio di esercizio al 31 dicembre 2018

## FAVOREVOLI

Badge	Ragione Sociale	Proprio	Delega	Totale
**D	FCP FRANCE PLACEMENT INTERNATIONAL	0	1.213.326	1.213.326
**D	KEMPEN EUROPEAN HIGH DIVIDEND FUND N.V.	0	2.043.180	2.043.180
**D	KEMPEN CAPITAL MANAGEMENT N V	0	2.183.045	2.183.045
**D	FCP LBPAM ACTIONS CROISSANCE EURO	0	2.258.548	2.258.548
**D	STICHT BEDRIJFST FONDS VOOR DE MEDIA PNO	0	688.238	688.238
**D	FCP LBPAM IRC ACTIONS EURO MIN VAR	0	75.194	75.194
**D	IPA CORPORATE ACTIONS AND INCOME	0	314.208	314.208
**D	STICHTING AHOLD DELHAIZE PENSIOEN	0	522.035	522.035
**D	FCP HUMANIS RETRAITE ACTION BAS CARBONE	0	464.304	464.304
**D	BPSS PARIS/FCP SAINT MARTIN 2 MO RELATIONS PRESTATAIRES	0	2.478.336	2.478.336
**D	ACTION RESPONSIBLE INDEX FUND EQUITY EUR	0	2.095.095	2.095.095
**D	FCP TOCQUEVILLE MEGATRENDS	0	137.277	137.277
**D	FCPE SAIPEM ACTIONS	0	12.040	12.040
**D	FCP IRCOM RETRAITE DIVERSIFIE	0	222.474	222.474
**D	ALLIANZ GLOBAL INVESTORS	0	210.813	210.813
**D	RAVGD T DIVERSIFIE ALLIANZ	0	200.000	200.000
**D	BPSS NEW YORK/JH GLOBAL EQUITY INC FD	0	10.700.715	10.700.715
**D	JANUS HENDERSON INTERNATIONAL MANAGED VO	0	34.305	34.305
**D	CNP DNCA VALUE EUROPE	0	924.826	924.826
**D	DNCA MF VALUE EUROPE	0	530.000	530.000
**D	FCP GAILLON 130/30	0	29.579	29.579
**D	FCP ES TEMPERE	0	30.000	30.000
**D	FCP JET SERVICES	0	8.000	8.000
**D	STAUBLI- 80 20 CREDIT MUTUEL FCPE	0	10.000	10.000
**D	STAUBLI 50 50 CREDIT MUTUEL FCPE	0	10.000	10.000
**D	FCP SCORE GALIEN	0	10.000	10.000
**D	FCP SCORE AD BESANCON	0	4.000	4.000
**D	FCP SCHUCO	0	4.000	4.000
**D	FCP MGE DYNAMIQUE EURO	0	80.000	80.000
**D	FCP HENKEL DIVERSIFIE N 1	0	7.630	7.630
**D	FCP GROUPE ROCHE	0	110.000	110.000
**D	FCP GROUPE FORD FRANCE	0	7.810	7.810
**D	FCP GESTION PLACEMENT 1	0	5.000	5.000
**D	1448 FCPE GE FACTOFRANCE	0	10.000	10.000
**D	FCP EPSON FRANCE DIVERSIFIE	0	4.000	4.000
**D	FCP DEGUSSA MIXTE	0	3.240	3.240
**D	FCP DEGUSSA DYNAMIQUE	0	8.740	8.740
**D	1495 FCP CONTINENTAL	0	8.340	8.340
**D	FCP CAPSUGEL	0	8.000	8.000
**D	FCP C ET A	0	2.000	2.000
**D	1327 FCP BQUE SCALBERT DUPONT	0	31.600	31.600
**D	BALL PACKAGING EUROPE	0	1.500	1.500
**D	FCPE AREVA ACTIONS	0	123.269	123.269

Azionisti: 3.269 Teste: 22  
 Azionisti in proprio: 14 Azionisti in delega: 3.255

LISTA ESITO DELLE VOTAZIONE  
 Oggetto: Bilancio di esercizio al 31 dicembre 2018

## FAVOREVOLI

Badge	Ragione Sociale	Proprio	Delega	Totale
**D	FCP AMORA MAILLE DIVERSIFIE	0	5.070	5.070
**D	ACM ACTIONS PLUS	0	8.856	8.856
**D	ACM ACTIONS	0	8.516	8.516
**D	FCP TVN 2018	0	4.000	4.000
**D	FCP SCORE SIGMA	0	10.000	10.000
**D	FCPE COFACE	0	10.000	10.000
**D	FCPE LAGARDERE PUBLICITE AUDIO	0	824	824
**D	FCP PACGH FINANCE	0	8.000	8.000
**D	BARCLAYS FRANCE 30-70	0	12.000	12.000
**D	SCORE CAIUS	0	4.000	4.000
**D	FCP SEQUOIA	0	10.000	10.000
**D	FCP SCORE IMPALA	0	4.000	4.000
**D	FCP OFFENSIF AIR LIQUIDE EXPANS	0	15.471	15.471
**D	FCP ASSOC GROUPE SAINT SAUVEUR	0	5.000	5.000
**D	FCP PYRENEES GLOBAL	0	11.736	11.736
**D	FCP SCORE 2012	0	3.080	3.080
**D	PI CH - EUROPEAN EX SWISS EQUITIES TRACKER EX SL	0	6.146	6.146
**D	RAIFFEISEN INDEX FONDS EURO STOXX 50	0	165.533	165.533
**D	SWISS LIFE LUXEMBOURG SA	0	642.547	642.547
**D	SWISS LIFE LUXEMBOURG SA	0	282.402	282.402
**D	BANQUE PICTET & CIE SA	0	144.699	144.699
**D	SWISS LIFE LUXEMBOURG SA	0	153.796	153.796
**D	MIGROS PENSIONKASSE	0	26.743	26.743
**D	CAPACITY FONDS INSTITUTIONNEL ACTIONS ETRANGERES	0	160.274	160.274
**D	CAPACITY FONDS INSTITUTIONNEL-ACTIONS ETRANGERES PIB	0	64.000	64.000
**D	PICTET GLOBAL SELECTION FUND	0	673.678	673.678
**D	PICTET GLOBAL SELECTION FUND - GLOB	0	22.601.730	22.601.730
**D	PICTET CLEAN ENERGY	0	7.028.604	7.028.604
**D	PICTET-EUROLAND INDEX	0	414.818	414.818
**D	PICTET-EUROPE INDEX	0	1.517.588	1.517.588
**D	DAIWA PAN EUROPEAN HIGH DIVIDEND YIELD STOCK MOTHER FUND	0	105.440	105.440
**D	DL INTERNATIONAL RESEARCH OPEN MOTHER FD	0	1.159.898	1.159.898
**D	SHINKO GLOBAL EQUITY INDEX MOTHER FUND	0	10.417	10.417
**D	FOREIGN STOCK INDEX MOTHER FUND	0	222.934	222.934
**D	GIVI GLOBAL EQUITY FUND A SERIES TRUST OF GLOBAL MULTI STRATEGY	0	105.787	105.787
**D	AMF AKTIEFOND EUROPA C/O AMF FONDER AB	0	1.965.034	1.965.034
**D	AMF AKTIEFOND MIX C/O AMF FONDER AB	0	909.752	909.752
**D	AMF AKTIEFOND GLOBAL C/O AMF FONDER AB	0	441.896	441.896
**D	AMF BALANSFOND C/O AMF FONDER AB	0	415.304	415.304
**D	AMF AKTIEFOND VARLDEN C/O AMF FONDER AB	0	1.397.993	1.397.993
**D	INVESTIMO	0	305.199	305.199
**D	SWISSCANTO (LU) EQUITY FUND	0	5.605	5.605
**D	JSS-INVESTMENTFONDS	0	1.676.474	1.676.474

Pagina 10

Azionisti: 3.269 Teste: 22  
 Azionisti in proprio: 14 Azionisti in delega: 3.255



LISTA ESITO DELLE VOTAZIONE  
 Oggetto: Bilancio di esercizio al 31 dicembre 2018

## FAVOREVOLI

Badge	Ragione Sociale	Proprio	Delega	Totale
**D	LGT SELECT FUNDS	0	330.109	330.109
**D	UBI SICAV	0	1.174.918	1.174.918
**D	MACQUARIE - GLOBAL LISTED INFR FD	0	35.410	35.410
**D	QUAESTIO CAPITAL FUND	0	42.671	42.671
**D	CANDRIAM GF	0	6.536	6.536
**D	MOMENTUM INVESTMENT FUNDS SICAV-SIF	0	25.372	25.372
**D	OFI MULTI SELECT	0	223.345	223.345
**D	KEMPEN INTERNATIONAL FUNDS	0	741.040	741.040
**D	BLACKROCK FUNDS I ICAV	0	4.121	4.121
**D	BLACKROCK INSTITUTIONAL POOLED FUNDS PLC	0	1.238.366	1.238.366
**D	BVK PERSONALVORSORGE DES KANTONS ZURICH	0	1.132.789	1.132.789
**D	PENSIONSKASSE SBB	0	346.267	346.267
**D	SHELL TRUST BERMUDA LTD AS TRUSTEE OF THE SHELL OVERSEAS CONTRIBUTORY PENSION FUND	0	999.474	999.474
**D	SHELL TRUST (BERMUDA) LIMITED AS TRUSTEE OF THE SHELL INTERNATIONAL PENSION FUND	0	127.478	127.478
**D	NFS LIMITED TRAFALGAR COURT ADMIRAL	0	100.809	100.809
**D	NFS LIMITED TRAFALGAR COURT ADMIRAL	0	3.356.439	3.356.439
**D	DEKA INVESTMENT GMBH RE DEKA-BASIS	0	17.500	17.500
**D	DEKA INVESTMENT GMBH RE DEKA-DIVIDEND VA	0	3.493.219	3.493.219
**D	DEKA INVESTMENT GMBH RE DEKA-MULTIASSET INCOME	0	930.000	930.000
**D	BEROLINARENT DEKA	0	578.000	578.000
**D	DEKA INVEST GMBH RE DEKA-PB DEFENSIV	0	12.500	12.500
**D	DEKA INV. GMBH DEKA MSCI EUROPE UCITS ET	0	26.317	26.317
**D	MAINFRANKEN WERTKONZEPT AUSGEWOGEN	0	365.843	365.843
**D	DEKA VERGEMENSANAGEMENT GMBH RE KEPPLER	0	37.000	37.000
**D	DEKA INVESTGMBH RE MSCI EUROPE LC UCITS	0	112.850	112.850
**D	DEKA INVEST GMBH RE DEKA-BAV-FONDS	0	45.906	45.906
**D	DEKA INVESTMENT GMBH RE ARIDEKA	0	283.782	283.782
**D	DEKA INVEST GMBH RE BALANCE DYNAMISCH	0	3.500.000	3.500.000
**D	DEKA INVEST RE DEKA-EUROLAND BALANCE	0	43.150	43.150
**D	DEKA INVEST RE DEKA-STIFTUNGEN BALANCE	0	2.242.650	2.242.650
**D	DEKA INVESTMENT GMBH RE DEKA	0	89.632	89.632
**D	DEKA INVESTMENT MBH RE PKEMF	0	1.025.000	1.025.000
**D	DEKA INVEST RE SIGMA PLUS KONSERVATIV	0	58.150	58.150
**D	DEKA INVEST GMBH RE SIGMA PLUS BALANCED	0	35.649	35.649
**D	DEKA INVESTMENT GMBH RE DEKAFUTUR-CHANCE	0	25.030	25.030
**D	DEKA INVEST RE/DEKAFUTUR-WACHSTUM	0	122.510	122.510
**D	DEKA INVEST RE/DEKAFUTUR-ERTRAG	0	35.200	35.200
**D	DEKA INVESTMENT GMBH RE DEKA-BR 100	0	3.360	3.360
**D	DEKA INVEST GMBH RE DEKA-BR 85	0	1.197.146	1.197.146
**D	DEKA INVESTMENT GMBH RE DEKA-BR 75	0	389.228	389.228
**D	DEKA INVEST - KOMMUNAL EUROLAND BALANCE	0	80.809	80.809
**D	DEKA INVESTMENT GMBH RE DEKA-BR 55	0	820.894	820.894
**D		0	35.000	35.000

LISTA ESITO DELLE VOTAZIONE  
 Oggetto: Bilancio di esercizio al 31 dicembre 2018

Badge	Regione Sociale	Proprio	Delega	Totale
**D	DEKA INVESTMENT GMBH RE DEKA-BR 35	0	205.783	205.783
**D	VANGUARD INTERNATIONAL SHARE INDEX FUND	0	2.318.439	2.318.439
**D	VANGUARD GLOBAL MULTI-FACTOR FUND	0	2.217	2.217
**D	VANGUARD INTERNATIONAL SHARE INDEX FUND	0	187.522	187.522
**D	LGSS PTY LIMITED AS TRUST FOR LOC GO SUP	0	358.300	358.300
**D	QUEENSLAND LOCAL GOVERNMENT SUPERANNUATI	0	116.283	116.283
**D	CONSTRUCTION AND BUILDING UNIONS SUPERANNUATION FUND	0	160.174	160.174
**D	H.E.S.T. AUSTRALIA LIMITED	0	1.415.676	1.415.676
**D	CONSTRUCTION AND BUILDING UNIONS SUPERANNUATION FUND	0	377.518	377.518
**D	CONSTRUCTION AND BUILDING UNIONS SUPERANNUATION FUND	0	834.355	834.355
**D	SAS TRUSTEE CORPORATION	0	591.709	591.709
**D	UBS ASSET MANAGEMENT LIFE LTD	0	4.337.624	4.337.624
**D	LUCRF PTY LTD FOR THE LABOUR UNION CO-OPERATIVE RETIREMENT FUND	0	57.884	57.884
**D	OPTIMIX WHOLESALE GLOBAL SHARE TRUST	0	328.400	328.400
**D	SUPERANNUATION FUNDS MANAGEMENT CORPORAT	0	1.959.085	1.959.085
**D	ADVANCE INTERNATIONAL SHARE INDEX FUND	0	664.211	664.211
**D	SUPER FUNDS MANAG CORP SOUTH AUSTRALIA	0	1.314.567	1.314.567
**D	GENERAL MOTORS PENSIOENFONDS OPF	0	14.115	14.115
**D	CONNECTICUT GENERAL LIFE INSURANCE COMPANY	0	96.727	96.727
**D	FQ ESSENTIAL BETA FUND LTD	0	72.882	72.882
**D	BANCO CENTRAL DE TIMOR-LESTE (BCTL)	0	1.188.584	1.188.584
**D	ACCIDENT COMPENSATION CORPORATION	0	1.107.475	1.107.475
**D	CHINA LIFE INSURANCE COMPANY LIMITED	0	502.400	502.400
**D	TELSTRA SUPERANNUATION SCHEME	0	1.466.725	1.466.725
**D	COMING PENS TR EU DYN HED EQ O JPM N	0	1.668.531	1.668.531
**D	FIDELITY INVESTMENTS MONEY MANAGEMENT INC	0	18.512	18.512
**D	ONEPATH GLOBAL SHARES - LARGE CAP (UNHEDED) INDEX POOL	0	833.739	833.739
**D	CTIVP - LAZARD INTERNATIONAL EQUITY ADVANTAGE FUND	0	10.204.065	10.204.065
**D	QANTAS SUPERANNUATION LIMITED AS TRUSTEE FOR THE QANTAS SUPERANNUATION PLAN	0	495.626	495.626
**D	THE PETROLEUM STUDIES AND RESEARCH CENTE	0	56.661	56.661
**D	JPMORGAN SAR EUROPEAN FUND 50/F	0	828.405	828.405
**D	THE BOBING COMPANY EMPLOYEE RETIREMENT PLANS MASTER TRUST	0	2.919.439	2.919.439
**D	RETIREMENT PLAN FOR EMPLOYEES OF AETNA INC	0	682.097	682.097
**D	KONSUMENTKOOPERATIONENS PENSIOENSSTIFTELS	0	118.881	118.881
**D	IAG NRMA SUPERANNUATION PLAN	0	67.928	67.928
**D	ANZ PRIVATE GLOBAL EQUITIES TRUST	0	167.300	167.300
**D	ANZ WHOLESALE INTERN.SHARE NO. 1 FUND	0	29.748	29.748
**D	TCORPIM INDEXED INTERNATIONAL SHARE (UNHEDED) FUND	0	90.533	90.533
**D	TCORPIM INTERNATIONAL SHARE (UNHEDED) F	0	905.652	905.652
**D	MANAGEMENT BOARD PUBLIC SERVICE PENSION	0	14.260	14.260
**D	JP MORGAN CHASE RETIREMENT PLAN	0	400.358	400.358
**D	AXA EQUITABLE LIFE INSURANCE CO	0	90.728	90.728
**D	WSSP INTERNATIONAL EQUITIES TRUST	0	617.035	617.035

lef

LISTA ESITO DELLE VOTAZIONE  
 Oggetto: Bilancio di esercizio al 31 dicembre 2018

## FAVOREVOLI

Badge	Ragione Sociale	Proprio	Delega	Totale
**D	BT WHOLESALE MULTI MANAG-INTL SHARE FUND	0	206.791	206.791
**D	FIDELITY GLOBAL LOW VOLATILITY EQUITY FU	0	38.138	38.138
**D	BRUNEL SHELL RETIREMENT BENEFIT FUND	0	19.168	19.168
**D	AXA OFFSHORE MULTIMANAGER FUNDS TRUST - AXA OFFSHORE AGGRESSIVE MULTIMANAGER FUND CIBC	0	8.190	8.190
**D	ROCKEFELLER & CO., INC	0	357.326	357.326
**D	MINE SUPERANNUATION FUND	0	389.600	389.600
**D	KPA PENSIONSFOERSAKRING AB (PUBL)	0	1.563.694	1.563.694
**D	JPM CHASE BANK - PB - UK CORPORATIONS	0	93.367	93.367
**D	JPMORGAN CHASE BANK - PB - CANADA PARTNERSHIPS	0	37.618	37.618
**D	JPMORGAN FUND III ICVC-JPM DIVERSIFIED GROWTH FUND	0	16.724	16.724
**D	DEKA INV GMBH RE DONAU-LCR-FUNDMASTER	0	160.078	160.078
**D	KPA LIVFORSAKRING AB (PUBL)	0	30.514	30.514
**D	FOLKSAM OMSESIDIG LIVFORSAKRING	0	989.182	989.182
**D	JPMORGAN LIFE LIMITED	0	17.272	17.272
**D	IBM PERSONAL PENSION PLAN TRUST	0	515.763	515.763
**D	MTBJ DAIDO LIFE FOREIGN EQUITY MOTHER FD	0	9.800	9.800
**D	ISHARES WHOLESAL E INTERN EQ INDEX FUND	0	566.815	566.815
**D	DEKA INVEST GMBH RE A-VSA-FONDS	0	73.635	73.635
**D	ROYAL BOROUGH OF KINGSTON UPON THAMES PENSION FUND	0	57.338	57.338
**D	BOMBARDIER TRUST U.S. MASTER TRUST	0	224.031	224.031
**D	ISHARES ALLCOUNTRY EQUITY INDEX FUND	0	36.833	36.833
**D	BLACKROCK FFISSION INDEXED INTL EQUITY FD	0	70.687	70.687
**D	ISHARES WHOLESAL E SCREENED INTERNATIONAL EQUITY INDEX FUND	0	62.345	62.345
**D	NEW YORK LIFE INSURANCE COMPANY	0	157.108	157.108
**D	NEW YORK LIFE INSURANCE	0	16.208	16.208
**D	DEKA INVESTMENT GMBH RE DEKA-EUROPABOND	0	675.808	675.808
**D	ANZ WHOLESALE INTERNATION SHARE NO. 3 FU	0	1.059.800	1.059.800
**D	UBS FTSE RAFI DEVELOPED 1000 INDEX FUND	0	135.623	135.623
**D	JPM FUND ICVC-JPM MULTI-ASSET INCOME FD	0	226.491	226.491
**D	FUNDACAO CALOUSTE GULBENKIAN	0	170.015	170.015
**D	RETIREMENT INCOME PLAN OF SAUDI ARABIAN OIL COMPANY	0	241.914	241.914
**D	NVIT INTERNATIONAL INDEX FUND	0	1.149.416	1.149.416
**D	FLEXSHARES MORNINGSTAR DEVELOPED MARKETS EX-US FACTOR TILT INDEX FUND	0	394.614	394.614
**D	REYNOLDS AMERICAN DEFINED BENEFIT MASTER	0	454.358	454.358
**D	EQ ADVISORS TRUST - AXA INTERNATIONAL CORE MANAGED VOLATILITY PORTFOLIO	0	446.724	446.724
**D	BOILLERMAKER BLACKSMITH NATIONAL PENSION	0	183.478	183.478
**D	SBC MASTER PENSION TRUST 208	0	194.331	194.331
**D	EQ ADV TRUST EQ/INT. EQ. INDEX PORTFOLIO	0	1.771.201	1.771.201
**D	T ROME PRICE INTERNATIONAL EQUITY INDEX FUND	0	350.153	350.153
**D	SOUTHERN COMPANY SYSTEM MASTER RETIREMEN	0	2.431.088	2.431.088
**D	EQ ADVISORS TRUST-AXA INTL.VALUE MANAGED	0	680.243	680.243
**D	ABU DHABI RETIREMENT PENSIONS AND BENEFITS FUND	0	844.545	844.545
**D	MINISTRY OF ECONOMY AND FINANCE	0	2.146.787	2.146.787

LISTA ESITO DELLE VOTAZIONE  
 Oggetto: Bilancio di esercizio al 31 dicembre 2018

## FAVOREVOLI

Badge	Ragione Sociale	Proprio	Delega	Totale
**D	MINISTRY OF ECONOMY AND FINANCE	0	102.007	102.007
**D	SBC MASTER PENSION TRUST	0	366.966	366.966
**D	FLEXSHARES STOXX GLOBAL BROAD INFRASTRUC	0	3.021.000	3.021.000
**D	FLEXSHARES STOXX GLOBAL ESG IMPACT INDEX	0	24.150	24.150
**D	EQ ADV DYNAMIC MODERATE GROWTH PORTFOLIO	0	319.266	319.266
**D	EQ ADVISORS TRUST - ATM INTERNATIONAL MANAGED VOLATILITY PORTFOLIO	0	889.654	889.654
**D	JNL/MELLON CAPITAL INTINAL INDEX FUND	0	1.007.756	1.007.756
**D	FLEXSHARES INTERNATIONAL QUALITY DIVIDEND DEFENSIVE INDEX FUND	0	187.523	187.523
**D	EQ ADVISORS TRUST-AXA GLOBAL EQUITY MANAGED VOLATILITY PORTFOLIO	0	357.006	357.006
**D	EQ ADVISORS TRUST - AXA INTERNATIONAL MANAGED VOLATILITY PORTFOLIO	0	1.191.665	1.191.665
**D	FIDELITY CENTRAL INVESTMENT PORTFOLIOS LLC: FIDELITY INTERNATIONAL EQUITY CENTRAL FUND	0	2.414.536	2.414.536
**D	GOLDMAN SACHS TRUST - GOLDMAN SACHS ABSOLUTE RETURN TRACKER FUND	0	118.100	118.100
**D	GOLDMAN SACHS TRUST - GOLDMAN SACHS INTERNATIONAL TAX-MANAGED EQUITY FUND	0	457.248	457.248
**D	GOLDMAN SACHS TRUST- GOLDMAN SACHS INTER	0	199.598	199.598
**D	PUBLIC EMPLOYERS RETIREMENT SYSTEM OF OHIO	0	6.777.501	6.777.501
**D	MTB GOVERNMENT PENSION INVESTMENT FUND 4	0	30.102.180	30.102.180
**D	THE MASTER TRUST BANK OF JAPAN LTD	0	9.362.051	9.362.051
**D	JPMORGAN FUND ICVC - JPM GLOBAL EQUITY I	0	166.641	166.641
**D	JPM EUROPE DYNAMIC (EX UK) FUND	0	4.567.906	4.567.906
**D	JPMORGAN LIFE LIMITED	0	262.912	262.912
**D	JPMORGAN FUND ICVC - JPM EUROPE FUND	0	281.477	281.477
**D	SANLAM LIFE AND PENSIONS UK LIMITED	0	147.208	147.208
**D	SHELL PENSIONS TRUST LIMITED AS TRUSTEE OF SHELL CONTRIBUTORY PENSION FUND	0	1.507.893	1.507.893
**D	HAMPSHIRE COUNTY COUNCIL PENSION FUND	0	201.079	201.079
**D	NATIONAL FARMERS UNION MUTUAL INSURANCE	0	554.009	554.009
**D	THE CAR CARE PENSION PLAN	0	21.102	21.102
**D	TFL PENSION FUND	0	2.067.059	2.067.059
**D	THE BARCLAYS BANK UK RETIREMENT FUND	0	66.144	66.144
**D	STICHTING PENSIOENFONDS MEDISCH SPECIALI	0	110.282	110.282
**D	C&J CLARK PENSION FUND	0	220.413	220.413
**D	THE MASTER TRUST BANK OF JAPAN, LTD. AS TRUSTEE FOR MUTB400045792	0	2.291.264	2.291.264
**D	VANGUARD FIDUCIARY TRUST COMPANY EUROPEAN STOCK INDEX TRUST	0	433.769	433.769
**D	VANGUARD TOTAL INTERNATIONAL STOCK INDEX	0	119.003.337	119.003.337
**D	PRUDENTIAL LEGACY INSURANCE COMPANY NJ	0	497.094	497.094
**D	THE MASTER TRUST BANK OF JAPAN, LTD. AS TRUSTEE FOR GOVERNMENT PENSION INVESTMENT FUND 400045828	0	2.547.340	2.547.340
**D	THE MASTER TRUST BANK OF JAPAN LTD	0	15.761.071	15.761.071
**D	GOVERNMENT SUPERANNUATION FUND	0	1.434.563	1.434.563
**D	NEW YORK STATE COMMON RETIREMENT FUND	0	17.052.100	17.052.100
**D	INTERNATIONAL FUND MANAGEMENT S.A. RE STRATEGIECONCEPT VM BC	0	125.000	125.000
**D	SPARKASSE MUNSTERLAND OST:AKTIENPLUS	0	560.000	560.000
**D	DEKA INVEST GMBH RE CHRISTOPHORUS FD	0	8.686	8.686
**D	DEKA INVEST RE DEKA TRUST BALANCED-FONDS	0	295.889	295.889
**D	DEKA A-DIM-WETZLAR-FONDS	0	36.095	36.095

Azionisti:  
 Azionisti in proprio:

3.269

14 Azionisti in delega:

22

3.255

LISTA ESITO DELLE VOTAZIONE  
 Oggetto: Bilancio di esercizio al 31 dicembre 2018

## FAVOREVOLI

Badge	Ragione Sociale	Proprio	Delega	Totale
**D	DEKA A-DIM-WETZLAR-BALANCED-FONDS	0	27.900	27.900
**D	DEKA INVEST GMBH DRUPA-FONDS	0	15.603	15.603
**D	DEKA INVEST RE INTER-ESSEN-FONDS	0	20.354	20.354
**D	DEKA INVESTMENT GMBH RE DOHAMUN-FONDS DER IHK ZU DORTMUND	0	12.780	12.780
**D	DEKA INVEST GMBH MULDENTAL FONDS	0	44.000	44.000
**D	DEKA INVESTMENT GMBH RE PFRUENDE INVEST	0	20.831	20.831
**D	DEKA A-DOR-FONDS	0	76.195	76.195
**D	DEKA INVESTMENT GMBH RE AUW-FONDS	0	22.135	22.135
**D	DEKA FUNDMASTER INVESTMENTGESELLSCHAFT M	0	26.147	26.147
**D	DEKA INVESTMENT GMBH RE A-KSK FULDA-FOND	0	64.100	64.100
**D	DEKA INVESTMENT GMBH RE S BROKER 1 FONDS	0	12.000	12.000
**D	DEKA INVESTMENT GMBH RE A-SKGO-FONDS	0	72.792	72.792
**D	DEKA INVESTMENT GMBH RE A-ASD-FONDS	0	40.000	40.000
**D	DEKA INVESTMENT GMBH RE A-AMISIA-FONDS	0	95.000	95.000
**D	DEKA INVESTMENT GMBH RE A WITTRING LCR F	0	11.100	11.100
**D	DEKA INVEST.GMBH RE HUPPERTZ GLOBAL	0	4.676	4.676
**D	DEKA INVEST.GMBH RE A-HAM-FONDS	0	86.387	86.387
**D	DEKA INVESTMENT GMBH TRIANON-FONDS AKTIE	0	45.668	45.668
**D	DEKA INVESTMENT GMBH RE MFR-MASTERFONDS	0	160.320	160.320
**D	DEKA INVEST. A-NORDHAUSEN 2-FONDS	0	150.036	150.036
**D	DEKA INVESTMENT GMBH RE A-GOTHA-FONDS	0	157.000	157.000
**D	DEKA INVEST GMBH RE BODENSEE-FONDS	0	5.000	5.000
**D	DEKA INVEST RE KOMMUNAL-TUT-BALANCED -FO	0	38.300	38.300
**D	DEKA INVESTMENT GMBH RE VER 03-FONDS	0	24.456	24.456
**D	DEKA INVESTMENT GMBH RE DEKA-BR 20	0	6.423	6.423
**D	DEKA INVEST MAULBRONN-STROMBERG-FONDS	0	41.200	41.200
**D	DEKA INVESTMENT GMBH RE DEKA-KSG-FONDS	0	52.698	52.698
**D	DEKA INVEST GMBH RE AGR DENA	0	68.266	68.266
**D	DEKA INVE GMBH RE DEKA-PRIVATVORSORGE AS	0	100.000	100.000
**D	DEKA INVESTMENT GMBH RE A-ABAL 91-FONDS	0	32.239	32.239
**D	DEKA INV. GMBH RE ROLAND MASTERFONDS	0	68.405	68.405
**D	DEKA INVESTMENT GMBH RE DEKA BIV-B	0	10.116	10.116
**D	INTERNATIONALE KAPITALSANLAGEGESELLSCHAFT	0	38.000	38.000
**D	DEKA INVESTMENT GMBH RE STADTBahn-FONDS	0	9.495	9.495
**D	DEKA INVESTMENT GMBH RE REGIONALE-W	0	19.439	19.439
**D	DEKA INVESTMENT GMBH RE DDDD-FONDS	0	13.653	13.653
**D	OB 2	0	256.293	256.293
**D	SUZUKA INKA	0	215.083	215.083
**D	EPS	0	182.878	182.878
**D	ENBW ENERGIE BADEN-WUERTEMBERG AG	0	615.206	615.206
**D	VGW POOLFONDS PAI	0	291.320	291.320
**D	DEKA VALUE PLUS	0	225.760	225.760
**D	BMW AG	0	94.466	94.466





## LISTA ESITO DELLE VOTAZIONE

Oggetto: Bilancio di esercizio al 31 dicembre 2018


## FAVOREVOLI

Badge	Ragione Sociale	Proprio	Delega	Totale
**D	RAGS-FUNDMASTER	0	114.664	114.664
**D	ALLIANZGI-FONDS DSPT	0	561.128	561.128
**D	VG V POOLFONDS VOL AG I	0	168.593	168.593
**D	ARTEMIS INSTITUTIONAL GLOBAL CAPITAL FUND	0	250.300	250.300
**D	NATIONAL PENSION INSURANCE FUND	0	58.872	58.872
**D	NATIONWIDE INTERNATIONAL INDEX FUND	0	773.343	773.343
**D	JPMORGAN EUROPEAN INVESTMENT TRUST PLC	0	686.406	686.406
**D	INTERNATIONAL FUND MANAGEMENT S.A. RE IFM	0	400.000	400.000
**D	INTERNATIONAL FUND MANAGEMENT S.A. RE IF	0	3.000.000	3.000.000
**D	INTERNATIONAL FUND MANAGEMENT S.A. RE GLO	0	130.000	130.000
**D	DEKA INTERNATIONAL S.A. RE DEKA PRIVATE	0	2.680	2.680
**D	DEKA INTERNATIONAL S.A. RE DEKALUX-EUROPA	0	660.000	660.000
**D	DEKA INTERNATIONAL S.A. RE DEKA-EUROSTOC	0	3.240.530	3.240.530
**D	DEKA INTERNATIONAL S.A. RE DEKA-EUROPAVA	0	160.995	160.995
**D	DEKA INTL S.A GLOBALE AKTIEN LOWRISK	0	2.652.723	2.652.723
**D	INTERNATIONAL FUND MANAGEMENT S.A.	0	23.908	23.908
**D	DEKA INTERNATIONAL S.A RE DEKA-EURO PAGARANT	0	1.252.828	1.252.828
**D	EQ ADVISORS TRUST- AXA/TEMPLETON GLOBAL EQUITY MANAGED VOLATILITY PORTFOLIO	0	84.932	84.932
**D	FLEXSHARES INTERNATIONAL QUALITY DIVIDEND DYNAMIC INDEX FUND	0	37.692	37.692
**D	BOILERMAKERS NATIONAL ANNUITY TRUST	0	95.666	95.666
**D	EQ ADVISORS TRUST - AXA / AB DYNAMIC GROWTH PORTFOLIO	0	72.052	72.052
**D	VANTAGE TRUST III MASTER COLLECTIVE INVESTMENT FUNDS TRUST	0	478.257	478.257
**D	T. ROWE PRICE GLOBAL EQUITY FUND	0	5.774	5.774
**D	JNL/BLACKROCK GLOBAL ALLOCATION FUND	0	1.732.473	1.732.473
**D	THE MASTER TRUST BANK OF JAPAN LTD	0	11.611	11.611
**D	BBP INKA	0	99.418	99.418
**D	STICHTING PENSIOENFONDS VOOR HUISARTSEN	0	336.032	336.032
**D	THE MASTER TRUST BANK OF JAPAN LTD	0	258.123	258.123
**D	BUREAU OF LABOR FUNDS- LABOR PENSION FUND	0	1.543.987	1.543.987
**D	BUREAU OF LABOR FUNDS - LABOR RETIREMENT FUND	0	180.565	180.565
**D	BUREAU OF LABOR FUNDS - LABOR RETIREMENT FUND	0	309.304	309.304
**D	BUREAU OF LABOR FUNDS- LABOR RETIREMENT FUND	0	50.878	50.878
**D	BUREAU OF LABOR FUNDS-LABOR INSURANCE FUND	0	1	1
**D	BUREAU OF LABOR FUNDS-LABOR INSURANCE FUND	0	67.752	67.752
**D	BUREAU OF LABOR FUNDS- LABOR PENSION FUND	0	153.592	153.592
**D	MISSOURI EDUCATION PENSION TRUST	0	2.355.787	2.355.787
**D	CITY OF PHILADELPHIA PUBLIC EMPLOYEES RETIREMENT SYSTEM	0	435.140	435.140
**D	STATE OF WYOMING	0	482.243	482.243
**D	FIDELITY INVESTMENT FUNDS - FIDELITY INDEX WORLD FUND	0	280.854	280.854
**D	FIDELITY INVESTMENT FUNDS - FIDELITY INDEX EUROPE EX UK FUND	0	378.618	378.618
**D	ARTEMIS GLOBAL EQUITY INCOME FUND	0	2.385.000	2.385.000
**D	ARTEMIS EUROPEAN GROWTH FUND	0	1.404.400	1.404.400
**D	FIDELITY INSTITUTIONAL SELECT GLOBAL EQUITIES FUND	0	60.554	60.554

LISTA ESITO DELLE VOTAZIONE  
 Oggetto: Bilancio di esercizio al 31 dicembre 2018

## FAVOREVOLI

Badge	Ragione Sociale	Proprio	Delega	Totale
**D	THE MASTER TRUST BANK OF JAPAN LTD	0	206.128	206.128
**D	BLACKROCK TACTICAL OPPORTUNITIES FUND OF BLACKROCKFUNDS	0	80.041	80.041
**D	BLACKROCK INTERNATIONAL INDEX V.I.FUND OF BLACKROCK VARIABLE SERIES FUNDS INC.	0	110.010	110.010
**D	BLACKROCK MANAGED VOLATILITY V.I. FUND OF BLACKROCK VARIABLE SERIES FUNDS INC	0	29.724	29.724
**D	THE MASTER TRUST BANK OF JAPAN LTD	0	4.078	4.078
**D	THE MASTER TRUST BANK OF JAPAN LTD	0	707.465	707.465
**D	THE MASTER TRUST BANK OF JAPAN LTD	0	3.510.760	3.510.760
**D	BLACKROCK INSTITUTIONAL TRUST COMPANY N.A. INVESTMENT FUNDS FOR EMPLOYEE BENEFIT TRUSTS	0	65.860.068	65.860.068
**D	BLACKROCK MSCI EAFE EQUITY INDEX NON-LENDABLE FUND	0	1.984.718	1.984.718
**D	TRUST AND CUSTODY SERVICES BANK LIMITED	0	695.271	695.271
**D	VANGUARD FIDUCIARY TRUST COMPANY INSTITUTIONAL TOTAL INTERNATIONAL STOCK MARKET INDEX TRUST	0	3.208.991	3.208.991
**D	WASHINGTON STATE INVESTMENT BOARD	0	19.746.737	19.746.737
**D	ACHMEA PENSIOEN- EN LEVENSVZERKERINGEN	0	6.620.317	6.620.317
**D	STICHTING PENSIOENFONDS VOOR VERLOSKUNDIGEN	0	920.146	920.146
**D	AXA BELGIUM S.A.	0	7.364	7.364
**D	AMERICAN UNIVERSITY	0	45.754	45.754
**D	STICHTING PENSIOENFONDS GRONTMIJ	0	77.459	77.459
**D	DHL EMPLOYEE BENEFIT FUND OFF DE	0	591.346	591.346
**D	MSCI EUROPE EQUITY ESG SCREENED INDEX FU	0	6.545	6.545
**D	JPMORGAN INTREPID EUROPEAN FUND	0	2.323.451	2.323.451
**D	JPMORGAN DIVERSIFIED RETURN GLOB EQ ETF	0	75.549	75.549
**D	JPMORGAN GLOBAL RESEARCH ENHANCED INDEX FUND	0	1.856.483	1.856.483
**D	JPMORGAN GLOBAL ALLOCATION FUND	0	1.792.896	1.792.896
**D	JPMORGAN INTERNATIONAL EQUITY INCOME FUN	0	354.482	354.482
**D	JPMORGAN DIVERSIFIED RETURN EUROPE EQUITY ETF	0	10.933	10.933
**D	JPMORGAN INTERNAT.RESEARCH ENHANCED EQUI	0	8.731.595	8.731.595
**D	JPMORGAN BETABUILDERS EUROPE ETF	0	3.625.120	3.625.120
**D	THRIFT SAVINGS PLAN	0	28.035.569	28.035.569
**D	OPPENHEIMER MACQUARIE GLOBAL INPRASTR FU	0	270.110	270.110
**D	OSHARES FTSE EUROPE QUALITY DIVIDEND ETF	0	59.500	59.500
**D	COLUMBIA CAPITAL ALLOCATION AGGRESSIVE P	0	4.214	4.214
**D	COLUMBIA CAPITAL ALLOCATION MODER AGG P	0	3.557	3.557
**D	COLUMBIA CAPITAL ALLOCATION MODERATE POR	0	5.100	5.100
**D	JPMORGAN INSURANCE TRUST INCOME BUILDER	0	21.049	21.049
**D	JPMORGAN INSURANCE TRUST GLOBAL ALLOC PO	0	24.209	24.209
**D	AQR FUNDS - AQR INTERNATIONAL CORE EQUIT	0	8.442.794	8.442.794
**D	COMMINGLED PENSION TRUST FUND (INTERNATIONAL RESEARCH ENHANCED INDEX)	0	101.901	101.901
**D	COMMINGLED PENSION TR FUN INT OPPORTUNIT	0	3.894.008	3.894.008
**D	JPMORGAN DIVERSIFIED FUND	0	33.365	33.365
**D	VERMONT PENSION INVESTMENT COMMITTEE	0	772.942	772.942
**D	VERMONT PENSION INVESTMENT COMMITTEE	0	235.223	235.223
**D	JPMORGAN INCOME BUILDER FUND	0	3.740.327	3.740.327
**D	NEW YORK LIFE INSURANCE AND ANNUITY CO	0	191.545	191.545

Azionisti:  3.269 Teste: 22  
 Azionisti in proprio: 14 Azionisti in delega: 3.255

LISTA ESITO DELLE VOTAZIONE  
 Oggetto: Bilancio di esercizio al 31 dicembre 2018

## FAVOREVOLI

Badge	Ragione Sociale	Proprio	Delega	Totale
**D	NEW MEXICO STAFFE INVESTMENT COUNCIL	0	2.033.704	2.033.704
**D	MULTI-MANAGER DIRECTIONAL ALTERNATIVE STRATEGIES FUND	0	117.279	117.279
**D	UNITED STATES STEEL CORPORATION REPRESENTED RETIREES BENEFIT TRUST	0	8.615	8.615
**D	MULTI-MANAGER INTERNATIONAL EQUITY STRATEGIES FUND	0	843.273	843.273
**D	COMINGLED PENSION TRUST FUND (INTREPID INTERNATIONAL) OF JPMORGAN CHASE BANK	0	2.247.583	2.247.583
**D	COMINGLED PENSION TRUST FUND (GLOBAL OP	0	143.700	143.700
**D	DUKE ENERGY RETIREMENT SAVINGS PLAN	0	598.600	598.600
**D	JPMORGAN MULTI ASSET TRUST PLC	0	252.512	252.512
**D	ASSOCIATION BIENF RETR POL VILLE MONTREA	0	173.000	173.000
**D	THE NOVA SCOTIA HEALTH EMPLOYEES PENSION PLAN	0	278.303	278.303
**D	PAVILLION INTERNAT FOCUSED EQUITY POOL	0	73.800	73.800
**D	PERPETUAL PRIVATE INTERNAT SHARE FUND	0	611.898	611.898
**D	REGIME DE RETRAITE D HYDRO QUEBEC	0	224.884	224.884
**D	PERPETUAL ECONOMIC DIVERSIF. GLOB EQUI F	0	123.060	123.060
**D	GUARDIAN INTERNATIONAL EQUITY FUND	0	95.200	95.200
**D	EL FINANCIAL CORPORATION LIMITED	0	676.404	676.404
**D	ARCELORMITTAL DOPASCO HYBRID PLAN	0	93.227	93.227
**D	DOFASCO EMPLOYERS SAV & PRO SHARING FUND	0	22.529	22.529
**D	BOMBARDIER TRU (CAN) REAL RETURN ASSE FD	0	350.472	350.472
**D	THE BOMBARDIER TRUST (UK)	0	986.842	986.842
**D	BOMBARDIER TRUST(CANADA) GLOBAL EQUIT FU	0	696.730	696.730
**D	REGIME DE RETRAITE DES COLS BLEUS VILLE	0	75.290	75.290
**D	THE PENS PL OF THE UNITED CHURCH OF CAN	0	134.300	134.300
**D	BENTON INVESTMENT FUND	0	55.537	55.537
**D	RBC QUANT EAFE EQUITY LEADERS ETF	0	3.759	3.759
**D	RBC QUBE LOW VOLATILITY GLOBAL EQUITY FU	0	998.586	998.586
**D	CANADA POST CORPORATION REGIST PENS PLAN	0	87.556	87.556
**D	AURION GLOBAL EQUITY FUND	0	30.487	30.487
**D	HILLSDALE GLOBAL LONG/SHORT EQUITY FUND	0	6.620	6.620
**D	CC&L ALTERNATIVE GLOBAL EQUITY FUND	0	1.000	1.000
**D	THE PACIFIC SALMON COMMISSION PACIFIC SALMON COMM	0	112.900	112.900
**D	HENDON CAPITAL	0	3.921	3.921
**D	SVS TPI INCOME BUILDER 1	0	404.780	404.780
**D	ALDER INVESTMENT FUND	0	91.808	91.808
**D	D. E. SHAW WORLD ALPHA EXTENSION PORTFOLIOS LLC	0	6.181	6.181
**D	PRISMA FONDATION SUISSE D'INVESTISSEMENT PRISMA ESG WORLD EX-CH L.V.EQ. H	0	12.745	12.745
**D	GLG EUROPEAN LONG-SHORT FUND LTD	0	689	689
**D	THE MASTER TRUST BANK OF JAPAN LTD	0	32.000	32.000
**D	PIONEER FLEXIBLE OPPORTUNITIES FUND	0	746.808	746.808
**D	THE MASTER TRUST BANK OF JAPAN LTD	0	125.991	125.991
**D	THE MASTER TRUST BANK OF JAPAN LTD	0	686.000	686.000
**D	ANIMA SGR- ANIMA GEO ITALIA	0	1.320.607	1.320.607
**D	ANIMA SGR SPA ANIMA SELEZIONE EUROPA	0	1.629.952	1.629.952

LISTA ESITO DELLE VOTAZIONE  
 Oggetto: Bilancio di esercizio al 31 dicembre 2018

## FAVOREVOLI

Badge	Ragione Sociale	Proprio	Delega	Totale
**D	ANIMA SELEZIONE GLOBALE ANIMA SGR	0	858.780	858.780
**D	ANIMA SGR SPA ANIMA ALTO POTENZIALE EUROPA	0	1.155.085	1.155.085
**D	ANIMA SGR SPA - ANIMA VISCONTEO PLUS	0	667.710	667.710
**D	ANIMA SGR SPA	0	372.600	372.600
**D	ANIMA SGR- ANIMA ITALIA	0	1.055.803	1.055.803
**D	ANIMA VISCONTEO ANIMA SGR SPA	0	3.797.100	3.797.100
**D	ANIMA SGR SPA - ANIMA VALORE GLOBALE	0	1.292.670	1.292.670
**D	ANIMA SFORZESCO ANIMA SGR SPA	0	1.780.223	1.780.223
**D	ANIMA SGR SPA	0	720.000	720.000
**D	ANIMA EUROPA ANIMA SGR SPA	0	726.989	726.989
**D	ANIMA SGR SPA ANIMA VESPUCCI	0	121.176	121.176
**D	ANIMA SGR SPA ANIMA MAGELLANO	0	579.519	579.519
**D	ALETTI GES C D BR	0	124.029	124.029
**D	AXA EURO DIVIDEND K	0	400.000	400.000
**D	AXA EURO DIVIDEND S	0	542.000	542.000
**D	AXA EURO DIVIDEND DBVL	0	302.000	302.000
**D	AXA EURO DIVIDEND D	0	54.000	54.000
**D	AXA EURO DIVIDEND L	0	168.000	168.000
**D	AXA EURO DIVIDEND L	0	126.506	126.506
**D	AIRBUS INVEST FOR LIFE AKTIENFONDS 2	0	110.000	110.000
**D	AXA ASSICURAZIONI S.P.A.	0	24.082	24.082
**D	LA FRANCAISE LUX	0	131.000	131.000
**D	AXA INSURANCE DAC	0	86.729	86.729
**D	BNPDSJ ACO SLW OFF GL EQ FD	0	165.218	165.218
**D	BNPDSJ ACO SLW OFF BRIDGE FD	0	6.612	6.612
**D	STANDARD LIFE INVESTMENTS	0	415.552	415.552
**D	RESPONSIBLE INVESTMENT LEADERS INT SHARE	0	133.928	133.928
**D	SENTOSA DEVELOPMENT CORPORATION	0	106.008	106.008
**D	FCP LA FRANCAISE AMLEAGUE EURO 45	0	199.000	199.000
**D	BARYUM QUANT	0	59.908	59.908
**D	ABERDEEN MONCEAU	0	32.924	32.924
**D	LFP MULTI TRENDS	0	594.366	594.366
**D	LA FRANCAISE INFLECTION POINT ACTION EUR	0	659.592	659.592
**D	AXA INDICE EURO	0	188.000	188.000
**D	AXA INTERNATIONAL ACTIONS	0	354.665	354.665
**D	AXA AA DIVERSFIE INDICIEL 1	0	270.890	270.890
**D	ROSENBERG EUROBLOC	0	786.000	786.000
**D	AXA ROSENBERG INTERNATIONAL	0	976	976
**D	KLESIA LF ACTIONS EURO	0	3.430.341	3.430.341
**D	DNCA VALUE EUROPE	0	14.712	14.712
**D	FCP UNION LONG SHORT EUROPE	0	119.859	119.859
**D	FCP GAILLON SECTORIEL	0	917.760	917.760
**D	FCP CM-CIC EURO ACTIONS	0	1.565.712	1.565.712
**D	UNION EUROPE VALUE	0		

LISTA ESITO DELLE VOTAZIONE  
 Oggetto: Bilancio di esercizio al 31 dicembre 2018

## FAVOREVOLI

Badge	Ragione Sociale	Proprio	Delega	Totale
**D	FCP UNION EUROPE	0	1.918.000	1.918.000
**D	CM EUROPE ACTIONS	0	226.649	226.649
**D	IRONWOMAN	0	2.000	2.000
**D	DANSKE INVEST SICAV	0	956.004	956.004
**D	UNIVERSE THE CMI GLOBAL NETWORK FUND	0	1.035.830	1.035.830
**D	DANSKE INVEST SICAV EUROPA (SEK)	0	156.638	156.638
**D	JO HAMBRO CAPITAL MANAGEMENT UMBRELLA FU	0	3.354.946	3.354.946
**D	KAPITALFORENINGEN PENSAM INVEST PSI 10 GLOBALE AKTIER	0	1.487.401	1.487.401
**D	VELLIV, PENSION & LIVSFORSIKRING A/S	0	573.713	573.713
**D	STICHTING DEPOSITARY APG DEVELOPED MARKE	0	1.003.729	1.003.729
**D	STICHTING ASR BEWAARDER	0	73.644	73.644
**D	DEGROEF PETERCAM ASSET MANAGEMENT REPRESENTING ARGENTA PENSIOENS PAAR FONDS DEFENSIVE	0	1.570.000	1.570.000
**D	DEGROEF PETERCAM ASSET MANAGEMENT REPRESENTING ERGO FUND	0	25.000	25.000
**D	ROBECO CAPITAL GROWTH FUND	0	64.964	64.964
**D	DPAM HORIZON B	0	40.000	40.000
**D	DPAM INVEST B	0	4.502.811	4.502.811
**D	STICHTING SHELL PENSIOENFONDS	0	2.622.331	2.622.331
**D	ROBECO UMBRELLA FUND I N.V.	0	637.252	637.252
**D	SCHRODER GLOBAL ENHANCED INDEX FUND	0	191.750	191.750
**D	FIDUCIARY TRUST COMPANY INTERNATIONAL AS AGENT FORUS CLIENTS	0	2.000	2.000
**D	SCHRODER PENSION MANAGEMENT LTD	0	12.655	12.655
**D	MFS UTILITIES FUND	0	13.015.996	13.015.996
**D	NVIT INTERNATIONAL EQUITY FUND	0	310.317	310.317
**D	BOARD OF TRUSTEES OF THE NATIONAL PROVIDENT FUND AS TRUSTEE OF THE GLOBAL ASSET TRUST	0	260.582	260.582
**D	EQ ADVISORS TRUST - EQ/MFS UTILITIES SERIES PORTFOLIO	0	746.868	746.868
**D	EQ ADVISORS TRUST - 1290 VT SMARTBETA EQ	0	17.000	17.000
**D	SCHRODER ADVANCED BETA GLOBAL EQUITY SMA	0	33.274	33.274
**D	AXA ROSENBERG GLOBAL FUND	0	520.000	520.000
**D	AXA ROSENBERG EUROPEAN FUND	0	72.000	72.000
**D	SCHRODER OEP GLOBAL CORE FUND	0	326.231	326.231
**D	1290 FUNDS - 1290 SMARTBETA EQUITY FUND	0	12.000	12.000
**D	MANULIFE INTERNATIONAL STOCK FUND UT	0	941.711	941.711
**D	SUN LIFE MFS LOW VOLATILY INTERNATION	0	9.860	9.860
**D	NEIMC BAFE EQUITY INDEX FUND - CLASS N	0	189.498	189.498
**D	NTW TRU DEP SERV LTD TRU PHASE INVEST FU	0	114.119	114.119
**D	UNIVERSITE DE GENEVE	0	80.626	80.626
**D	LOMBARD ODIER FUNDS (SWITZERLAND) SA I3D	0	987.727	987.727
**D	CAISSE INTER.ENTREF DE PREV PROFES CIEPPP	0	539.073	539.073
**D	DANSKE BANK PULJER	0	1.181.040	1.181.040
**D	D. I. EUROPA FOKUS	0	133.039	133.039
**D	INVEST DANSKE INV EUROPA HOJT UDBYTTTE	0	1.604.654	1.604.654
**D	INVESTINGSFØRINGEN DANSKE INVEST	0	213.229	213.229
**D	INV DANSKE INVEST EUROPA 2 AKKUMULERE KL	0	35.672	35.672

LISTA ESITO DELLE VOTAZIONE  
 Oggetto: Bilancio di esercizio al 31 dicembre 2018

## FAVOREVOLI

Badge	Ragione Sociale	Proprio	Delega	Totale
**D	INV.DANSKE INVEST, EUROPA	0	356.037	356.037
**D	MHTB (LUX)/TMA UMBRELLA FUND-GLOBAL EQUI	0	27.100	27.100
**D	TMA UMBRELLA FD-TMA ACWI EX-JAPAN PORTF.	0	53.900	53.900
**D	TRUST E CUSTODY SERVICES BANK LTD	0	1.081.288	1.081.288
**D	TRUST & CUSTODY SERVICES BANK LTD AS TRUSTEE FOR PENSION INVESTMENT FUND TRUST NUMBER 21	0	139.828	139.828
**D	BEST INVESTMENT CORPORATION	0	500.617	500.617
**D	BEST INVESTMENT CORPORATION	0	201.453	201.453
**D	THE HSBC GROUP HONG KONG LOCAL STAFF RETIREMENT BENEFIT SCHEME	0	35.253	35.253
**D	THE HSBC GROUP HONG KONG LOCAL STAFF RETIREMENT BENEFIT SCHEME	0	29.127	29.127
**D	HSBC GUARANTEED FUND	0	368.400	368.400
**D	HANG SENG INSURANCE COMPANY LIMITED	0	7.846.136	7.846.136
**D	HSBC POOLED INVESTMENT FUND, HSBC POOLED EUROPEAN EQUITY FUND	0	11.371	11.371
**D	ISHARES EURO STOXX 50 INDEX ETF	0	22.529	22.529
**D	NH-AMUNDI PRIVATE SECURITIES INVESTMENT TRUST D1 (EQUITY BALANCED-DERIVATIVES)	0	1.952.274	1.952.274
**D	JPMORGAN MULTI INCOME FUND	0	17.201	17.201
**D	AMUNDI HK PORT GROWTH FUND	0	563.128	563.128
**D	ALLIANZ CHOICE BEST STYLES EUROPE FUND	0	4.410	4.410
**D	SCHRODER GLOBAL ALLOCATOR FUND	0	195.616	195.616
**D	HSBC P IN F HSBC POOLED GLOBAL EQUITY FD	0	34.457	34.457
**D	JPMORGAN MULTI BALANCED FUND	0	35.365	35.365
**D	SHBNPP EURO INDEX SECURITY MASTER INVEST	0	199.977	199.977
**D	ALL GL IN ASIA FD-ALLIANZ SEL EU EQY DIV	0	473.004	473.004
**D	HSBC LIFE (INTERNATIONAL) LIMITED	0	2.012	2.012
**D	HSBC MANAGED STABLE FUND	0	1.906	1.906
**D	HSBC MANAGED STABLE GROWTH FUND	0	10.830	10.830
**D	HSBC MANAGED BALANCED FUND	0	18.434	18.434
**D	HSBC MANAGED GROWTH FUND	0	100.079	100.079
**D	JPMORGAN EUROPE STRATEGIC DIVIDEND FUND	0	437.704	437.704
**D	FTSE ALL WORLD INDEX FUND	0	36.688	36.688
**D	CENTRAL FINANCE BOARD METHODIST CHURCH	0	159.661	159.661
**D	NORFOLK PENSION FUND	0	1.049.593	1.049.593
**D	AI STRATEGIC GLOBAL EQUITY FUND	0	2.043.066	2.043.066
**D	REASSURE LIMITED	0	403.579	403.579
**D	AI BALANCED PENSION FUND	0	29.677	29.677
**D	AI BALANCED LIFE FUND	0	4.920	4.920
**D	AI CAUTIOUS PENSION FUND	0	20.437	20.437
**D	AI DISTRIBUTION LIFE FUND	0	1.288.581	1.288.581
**D	AI GLOBAL EQUITY FUND	0	871.336	871.336
**D	FRIENDS LIFE AND PENSIONS LIMITED PIXHAM END	0	1.456.742	1.456.742
**D	FRIENDS LIFE FUNDS LIMITED	0	6.212	6.212
**D	HSBC GLOBAL ASSET MANAGEMENT LTD	0	680.081	680.081
**D	PWTM ACS EUROPEAN EX UK FUND	0	811.605	811.605
**D	HSBC EUROPEAN GROWTH FUND	0	1.991.562	1.991.562
**D	HSBC EUROPEAN INDEX FUND	0	1.991.562	1.991.562

LISTA ESITO DELLE VOTAZIONE  
 Oggetto: Bilancio di esercizio al 31 dicembre 2018

## FAVOREVOLI

Badge	Ragione Sociale	Proprio	Delega	Totale
**D	PHOENIX LIFE LIMITED	0	3.218.301	3.218.301
**D	ROYAL LONDON GROUP PENSION SCHEME	0	119.869	119.869
**D	THE BRUNNER INVESTMENT TRUST PLC	0	944.864	944.864
**D	WEST YORKSHIRE PENSION FUND	0	1	1
**D	THE PRUDENTIAL ASSURANCE COMPANY LTD	0	2.274.663	2.274.663
**D	PRUDENTIAL PENSIONS LIMITED	0	166.678	166.678
**D	AXA GLOBAL DISTRIBUTION FUND	0	204.000	204.000
**D	HSBC ETFs PLC 1 28 NORTH WALL QUAY	0	448.895	448.895
**D	HSBC MSCI EUROPE UCITS ETF	0	373.956	373.956
**D	ROYAL LONDON EUROPEAN GROWTH FUND	0	2.087.643	2.087.643
**D	HENDERSON INTERNATIONAL INCOME TRUST PLC	0	963.546	963.546
**D	ROYAL LONDON MUTUAL INSURANCE SOCIETY LTD	0	52.692	52.692
**D	HSBC GLOBAL INVESTMENT FUNDS	0	926.388	926.388
**D	HSBC GLOBAL INVESTMENT FUNDS EUROPEAN EQ	0	273.551	273.551
**D	NATIONAL GRID UK PENSION SCHEME	0	542.385	542.385
**D	PUMM GROWTH UNIT TRUST	0	647.479	647.479
**D	PUMM INTERNATIONAL GROWTH UT	0	151.982	151.982
**D	PUMM EUROPEAN UNIT TRUST	0	190.037	190.037
**D	PUMM OPPORTUNITY UNIT TRUST	0	262.050	262.050
**D	PUMM BOTHWELL EUROPE FUND	0	3.958.381	3.958.381
**D	HSBC ETFs	0	143.850	143.850
**D	SONDERVERMOGEN PKMF INKA	0	149.685	149.685
**D	SONDERVERMOGEN TINIESA	0	189.800	189.800
**D	SONDERVERMOGEN ATLAS GI	0	63.062	63.062
**D	INTERNATIONALE KAPITALANLAGEGESELLSCHAFTMBH	0	2.519.532	2.519.532
**D	SONDERVERMOGEN AVAM	0	441.333	441.333
**D	SONDERVERMOGEN FONDS VKV	0	154.680	154.680
**D	INVESCO ATTN: INTERNATIONALE KAPITALANLA	0	611.712	611.712
**D	SONDERVERMOGEN AVS-MF	0	72.283	72.283
**D	SONDERVERMOGEN AM 4	0	99.607	99.607
**D	SONDERVERMOGEN INKA LUCK FONDS	0	164.655	164.655
**D	SONDERVERMOGEN TOSCA II	0	107.353	107.353
**D	SONDERVERMOEGEN FONDS CCS	0	30.155	30.155
**D	SCHOLLER-STIFTUNGSFONDS 1 AKTIEN	0	59.536	59.536
**D	ALLIANZ CGI SUBFONDS EQUITIES	0	1.005.686	1.005.686
**D	ALLIANZ GLR EM AGI EUR HIGH DIVIDEND	0	1.399.572	1.399.572
**D	ALLIANZ GLR SUB EQUITY EU RCM BEST STYLES FONDS	0	623.654	623.654
**D	SONDERVERMOEGEN ALLIANZGI-FONDS VBE	0	525.365	525.365
**D	SONDERVERMOGEN ALLIANZGI-FONDS DEW-CO	0	34.656	34.656
**D	SONDERVERMOGEN ALLIANZGI-FONDS DHCO	0	28.772	28.772
**D	SONDERVERMOGEN ALLIANZGI-FONDS DSW-DREFONDS.	0	71.046	71.046
**D	SONDERVERMOGEN ALLIANZGI-FONDS DSW-CO	0	47.044	47.044
**D	ALLIANZ FAD EUROPE HIGH DIVIDEND	0	1.162.408	1.162.408

Pagina 22

22  
3.255

Azionisti: 3.269 Teste: 22  
 Azionisti in proprio: 14 Azionisti in delega: 3.255

127

LISTA ESITO DELLE VOTAZIONE  
 Oggetto: Bilancio di esercizio al 31 dicembre 2018

## FAVOREVOLI

Badge	Ragione Sociale	Proprio	Delega	Totale
**D	ALLIANZ GLOBAL INVESTORS GMBH	0	21.962.281	21.962.281
**D	ALLIANZ PV-WS RCM SYSPRO INDEXING EUROLAND	0	228.040	228.040
**D	ALLIANZ PV-WS RCM SYSPRO VALUE EUROPE	0	454.189	454.189
**D	SONDERVERMOEGEN ALLIANZ RFG FONDS	0	1.274.290	1.274.290
**D	SONDERVERMOEGEN ALLIANZ VGI 1 FONDS	0	221.613	221.613
**D	ALLIANZ VGI 1 FONDS AGI GROWTH	0	1.192.757	1.192.757
**D	ALLIANZ VKA FONDS AGI INSURANCE DEDICATED LARGE CAPS	0	1.272.750	1.272.750
**D	SONDERVERMOEGEN ALLIANZ VKA FONDS	0	1.815.900	1.815.900
**D	SONDERVERMOEGEN LINVEST	0	48.000	48.000
**D	NIKKO GLOBAL TRI-ASSET FUND CIBC FINANCIAL CENTRE	0	92.414	92.414
**D	MELLON OFFSHORE FUNDS C/O CIBC BANK AND TRUST COMPANY (CAYMAN) LIMITE	0	7.765.712	7.765.712
**D	NWT-GRAVITY EUROPEAN EQUITY FUND	0	54.832	54.832
**D	GAM INVESTMENT MANAGEMENT (SWITZERLAND) AG ON BEHALF OF INST BVG/LPP FLEXIBLE FUND	0	300.000	300.000
**D	GAM INVESTMENT MANAGEMENT (SWITZERLAND) AG ON BEHALF OF INST	0	9.482	9.482
**D	GAM INVESTMENT MANAGEMENT (SWI	0	12.000	12.000
**D	BANK JULIUS BAER & CO LTD	0	12.800	12.800
**D	WIF- EUROPE OPPORTUNITIES	0	222.500	222.500
**D	WIF-EUROPE DISCOVERY FUND	0	236.744	236.744
**D	SYSTEMATIC FIN MANAG INTER EQ CIT FUND	0	108.000	108.000
**D	UNIVERSITIES SUPERANNUATION SCHEME	0	36.115.368	36.115.368
**D	SWISSCANTO FONDSLEITUNG AG	0	4.054.513	4.054.513
**D	ASR LEVENSVERZEKERING N.V.	0	463.499	463.499
**D	WIF-EUROPE CORE EQUITY FD	0	102.254	102.254
**D	BAYERN INVEST LIBI-FONDS B. KAPITALVERWALTUNGSGESELLSCHAFT	0	77.391	77.391
**D	BAYERNINVEST VECO-FONDS B. KAPITALVERWALTUNGSGESELLSCHAFT	0	67.713	67.713
**D	PFA KAPITALFORENING	0	1.182.811	1.182.811
**D	INTERNATIONAL GROWTH AND INCOME FUND	0	27.497.196	27.497.196
**D	FOREIGN SECURITIES TRUST #1	0	983.036	983.036
**D	JPMORGAN CHASE BANK - PB - UNITED STATES INDIVIDUALS	0	5.759	5.759
**D	JPMORGAN CHASE BANK - PB - UNITED STATES TRUSTS - CRA TREATY	0	48.115	48.115
**D	JPMORGAN CHASE BANK - PB - UNITED STATES TRUSTS	0	45.435	45.435
**D	JPMORGAN CHASE BANK - PB - US TAX EX ENT	0	5.820	5.820
**D	JPMORGAN CHASE BANK - PB - UNITED STATES PARTNERSHIP	0	127.768	127.768
**D	JPMORGAN CHASE BANK - PB - US FOUNDATION	0	8.625	8.625
**D	JPMORGAN CHASE BANK - PB - US CORPORATIO	0	13.280	13.280
**D	CAPCO TRUST JERSEY LIMITED AS TRUSTEE OF	0	19.785	19.785
**D	CGMPV, LLC	0	18.417	18.417
**D	CAPITAL INCOME BUILDER INC	0	39.439.208	39.439.208
**D	EUROPACIFIC GROWTH FUND	0	78.250.000	78.250.000
**D	NEW PERSPECTIVE FUND INC.	0	26.698.704	26.698.704
**D	CAPITAL GROUP EMPLOYEE BENEFIT INV.TRUST	0	9.441.398	9.441.398
**D	THE INCOME FUND OF AMERICA INC	0	48.851.600	48.851.600
**D	NEW WORLD FUND INC	0	2.360.000	2.360.000

Azionisti:  
 Azionisti in proprio:

3.269  
 14

Teste:  
 Azionisti in delega:

22  
 3.255

Pagina 23



LISTA ESITO DELLE VOTAZIONE  
 Oggetto: Bilancio di esercizio al 31 dicembre 2018

## FAVOREVOLI

Badge	Ragione Sociale	Proprio	Delega	Totale
**D	CAPITAL WORLD GROWTH & INCOME FUND INC	0	74.390.000	74.390.000
**D	CAPITAL GROUP GLOBAL EQUITY FUND	0	786.533	786.533
**D	AVIVA LIFE & PENSIONS UK LIMITED	0	2.148.217	2.148.217
**D	DEKA INVESTMENT GMBH RE PENSIONS FONDS MA	0	30.418	30.418
**D	DEKA VERMOGENSMANAGEMENT GMBH RE MV-FONDS	0	25.000	25.000
**D	DEKA INVESTM GMBH RE A-HECKER-FONDS I	0	98.000	98.000
**D	AVIVA INVESTORS INVESTMENT FUNDS ICVC AVIVA INVESTORS INTERNATIONAL INDEX TRACK	0	202.193	202.193
**D	STATE FARM INSURANCE CO EMPLO.RET TS	0	1.394.449	1.394.449
**D	JPMORGAN ACCESS BALANCED FUND	0	15.760	15.760
**D	KATHERINE C. MOORE CHARITABLE LEAD ANNUITY TRUST II	0	9.346	9.346
**D	FREDERICK S. UPTON FOUNDATION CAPITAL GU	0	10.060	10.060
**D	THE KATHERINE MOORE REVOCABLE TRUST	0	15.133	15.133
**D	FM KIRBY TRUST 1/3/75 FBO JEFFERSON W KIRBY	0	6.506	6.506
**D	FM KIRBY TRUST DTD 1/3/75 FBO S DILLARD KIRBY	0	8.853	8.853
**D	F.M.KIRBY TRUST DATED 1/3/75 FBO FRED M. KIRBY III	0	6.505	6.505
**D	JAB CONSOLIDATED LTD	0	1.426	1.426
**D	JFB I LTD	0	1.345	1.345
**D	CAPITAL GUARDIAN GLOBAL EQUITY FUND	0	482.654	482.654
**D	CAPITAL GUARDIAN INTERNATIONAL (NON US) EQUITY FUND FOR TAX EXEMPT TRUSTS	0	2.070.224	2.070.224
**D	JPMORGAN ACCESS GROWTH FUND	0	22.982	22.982
**D	PROVEDA GLOBAL EQUITY, LP	0	3.936	3.936
**D	DPAM EQUITY L	0	1.071.932	1.071.932
**D	DPAM L	0	57.000	57.000
**D	MUANG THAI LIFE ASS PUB COMPANY LIMITED	0	126.175	126.175
**D	SWISS NATIONAL BANK	0	32.481.481	32.481.481
**D	VIDACAIXA SAU	0	7.376.458	7.376.458
**D	CAIXABANK ASSET MANAGEMENT SGIIC SA	0	15.101.231	15.101.231
**D	ALAS INV SERVICESWONDRIAN INV	0	258.298	258.298
**D	COMMERCE TRUST COMPANY	0	500	500
**D	BNYMCIL CGF WDEQ LA	0	44.942	44.942
**D	BS ZURICH VIDA	0	165.740	165.740
**D	STATE OF WISCONSIN INVESTMENT BOARD	0	306.689	306.689
**D	STATE OF WISCONSIN INVESTMENT BOARD	0	1.518.092	1.518.092
**D	STATE OF WISCONSIN INVESTMENT BOARD	0	4.809.787	4.809.787
**D	STATE OF WISCONSIN INVESTMENT BOARD	0	633.788	633.788
**D	AUTORIDADE MONETARIA DE MACAU	0	1.101.000	1.101.000
**D	MSAR SCHRODER	0	235.630	235.630
**D	THE GOVERNMENT EMPLOYEES PENSION FUND GEPP	0	307.474	307.474
**D	SUBSIDIZED SCHOOLS P FUND NORTHERN	0	78.421	78.421
**D	ARCONIC RETIREMENT PLANS MASTER TRUST	0	302.879	302.879
**D	WILLIS TOWERS WATSON GROUP TRUST	0	126.204	126.204
**D	THE HARTFORD RETIREMENT PLAN TRUST FOR US EMPLOYEES	0	163.327	163.327
**D	POWERSHARES S AND P INT DEVELOPED LOW DEVELOPED LOW	0	19.025	19.025

Azionisti:  
 Azionisti in proprio:

3.269  
 14

Teste:  
 Azionisti in delega:

22  
 3.255

LISTA ESITO DELLE VOTAZIONE  
 Oggetto: Bilancio di esercizio al 31 dicembre 2018

## FAVOREVOLI

Badge	Ragione Sociale	Proprio	Delega	Totale
**D	LEGG MASON INTERNATIONAL LOW VOLATILITY HIGH DIVIDEND ETF	0	193.151	193.151
**D	INTL BESS LP	0	42.908	42.908
**D	ACADIAN LIQUID MULTI ASSET VALUE	0	243	243
**D	ACADIAN LIQUID MULTI ALPHA QUALITY EQUITY FUND LLC	0	1.713	1.713
**D	INTERNATIONAL EQUITY FUND	0	522.711	522.711
**D	USBK TR QKR GLBL TAC ALL FUND	0	86.564	86.564
**D	KAPITALFORENINGEN EMD INVEST, GLOBALE AK TIER/II	0	31.351	31.351
**D	KAPITALFORENINGEN EMD INVEST, GLOBALE AK TIER/III	0	78.631	78.631
**D	QS INTERNATIONAL EQUITY FUND	0	236.020	236.020
**D	QS GLOBAL MARKET NEUTRAL FUND	0	32.000	32.000
**D	55002 UP EUROPAPISKE AKTIER	0	881.382	881.382
**D	56037 IP LOW RISK EQUITIES II	0	2.516.840	2.516.840
**D	INVESTIN PRO F.M.B.A.	0	729.665	729.665
**D	56038 IP LOW RISK EQUITIES I	0	1.003.425	1.003.425
**D	55041 KUP GLOBALE AKTIER IV	0	16.346	16.346
**D	MAN INTERNATIONAL ICVC MAN DYNAMIC ALLOCATION FUND	0	54.000	54.000
**D	NON US EQUITY MGRS PORT 4 LSV	0	715.700	715.700
**D	LSV NONUS EQUITY LLCLC	0	485.800	485.800
**D	NONUS EQ MANAGERS PORT 3ACADIANAN	0	14.880	14.880
**D	GS TACS MARKET CONTINUOUS INTERNATIONAL	0	635.874	635.874
**D	GREAT WEST INTERNATIONAL GROWTH FUND	0	1.233.200	1.233.200
**D	DT INTERNATIONAL STOCK INDEX FUND	0	406.445	406.445
**D	GREAT WEST CORE STRATEGIES INTERNATIONAL EQUITY FUND	0	135.622	135.622
**D	AST QMA INTL CORE EQUITY PORT PDMP	0	2.159.252	2.159.252
**D	ADVANCED SERIES ASTPRUDENTIAL FLEXIBLE MULTI STRATEGY PORTFOLIO	0	84.351	84.351
**D	THE BOSTON COMPANY INC POOLED EMPLOYEE INTERNATIONAL EQUITY FUND	0	199.546	199.546
**D	THE STELLAR FUND	0	83.086	83.086
**D	GEORGIA TECH FOUNDATION INC	0	171.807	171.807
**D	BNYMTCIL WINTON EUROPEAN EQU FD T	0	27.383	27.383
**D	WCM INVESTMENT MANAGEMENT	0	4.833	4.833
**D	BNYMTCIL WINTON GLOBAL EQUITY FD TR	0	5.734	5.734
**D	FIRSTENERGY SYSTEM MASTER RETIREMENT TRUST	0	246.200	246.200
**D	LEGAL AND GENERAL UCITS ETF PLC	0	251.931	251.931
**D	CADENCE GLOBAL EQUITY FUND LP	0	4.108	4.108
**D	PCHF LSV ASSET MGMT	0	49.500	49.500
**D	NATIONAL BANK TRUST	0	5.685.979	5.685.979
**D	WESTWOOD TRUST INTERNATIONAL EQUITY EMPLOYEE BENEFIT TRUST FUND	0	2.584	2.584
**D	WT GLOBAL DIVIDEND PT	0	11.205	11.205
**D	OWAM SEED HOLDINGS LLC	0	3.917	3.917
**D	VANGUARD FTSE ALL-WORLD EX US INDEX FUND	0	13.796.172	13.796.172
**D	VANGUARD EUROPEAN STOCK INDEX FUND	0	15.192.154	15.192.154
**D	THE FALKLAND ISLANDS GOVERNMENT	0	100.572	100.572
**D	THE FALKLAND ISLANDS GOVERNMENT FALKLAND ISLANDS GOVERNMENT GROWTH FUND	0	161.063	161.063

Azionisti: 3.269 Teste: 22  
 Azionisti in proprio: 14 Azionisti in delega: 3.255

ENEL S.p.A.

16 maggio 2019 19.21.25

Assemblea Ordinaria del 16 maggio 2019

LISTA ESITO DELLE VOTAZIONE  
Oggetto: Bilancio di esercizio al 31 dicembre 2018

FAVOREVOLI

Ragione Sociale	Proprio	Delega	Totale
PENNENNIS FUND	0	59.968	59.968
BNYMTD UK LIMITED AS TRUSTEE OF CF CATALYST TRUST	0	220.000	220.000
WESPATH FUNDS TRUST	0	274.860	274.860
F AND K LORIG TR DTD 12 17 88	0	13.860	13.860
RIVER PARTNERS GLOBAL EQUITY, LLC	0	1.969	1.969
RED DIAMOND INTERNATIONAL EQUITY LP	0	17.137	17.137
ALAMOSA LLC	0	18.396	18.396
STICHTING SPOORWEGPENSIOENFONDS	0	187.225	187.225
INVECO S AND P EUROPE 350 EQUAL WEIGHT INDEX ETF	0	12.318	12.318
SP LLP UK CHARITIES CLIENTS AC	0	4.873.400	4.873.400
SIM OMNIBUS SARASIN INVEST MGMT	0	282.858	282.858
SARASIN AND PARTNERS LLP	0	156.991	156.991
MULT BOS WITH SAME RESIDENCY	0	297.224	297.224
THE CONSOLIDATED EDISON PENSION PLAN MASTER TRUST	0	2.490.655	2.490.655
DEP QF SSGA NONUS EQUITY H1	0	27.325	27.325
DEP QF SSGA NONUS EQUITY R2	0	34.695	34.695
DEP QF SSGA NONUS EQUITY B1	0	42.983	42.983
DEP QF SSGA NONUS EQUITY B2	0	36.725	36.725
CENTRAL PENSION FUND OF THE INTERNATIONAL UNION OF OPERATING ENGINEERS AND PARTICIPATING EMPLOYERS	0	0	103.193
103.193			
MINISTERS AND MISSNRES BENEFIT BRD OF AMERICAN BPTST CHURCHES	0	94.507	94.507
PG AND E CORPORATION RETIREMENT MASTER TRUST	0	57.200	57.200
GRANT SCHOOLS PROVIDENT FUND	0	5.976	5.976
SUBSIDIZED SCHOOLS PROVIDENT FUND	0	125.109	125.109
IQ 500 INTERNATIONAL ETF	0	129.312	129.312
RVN WILLIAM BLAIR	0	8.325	8.325
CAPRICORN SA SICAV SIF	0	3.486	3.486
AIF 21117 LPIP AKTIER GLOBALE VI	0	20.000	20.000
AZARETH LITERARY AND BENEVOLENT INSTITUTION	0	105.216	105.216
LEXINGTON INT, LLC	0	69.659	69.659
CERVURTE INTERNATIONAL LLC	0	199.601	199.601
SYCAMORE INVESTMENT CO LP	0	10.871	10.871
MARANIC II LLC	0	15.229	15.229
TERREBONNE INVESTMENTS, L.P.	0	134.275	134.275
WINDFALL INVESTMENTS, L.P.	0	14.650	14.650
PHILANTHROPAR INVESTMENTS LP	0	31.130	31.130
OHIM STRATEGIC PARTNERS LP	0	75.875	75.875
JASPER RIDGE DIVERSIFIED TAX EXEMPT LP	0	67.039	67.039
OHSU FOUNDATION ENDOWMENT FUND LP	0	21.855	21.855
OSP LIQUID FUND, LP	0	54.930	54.930
MIRF ALLIANCE BERNSTEIN F	0	324.990	324.990
MIRF ARROWSTREET FOREIGNL	0	516.704	516.704
USMIA GLOBAL EQUITY	0	25.511	25.511

131

LISTA ESITO DELLE VOTAZIONE  
 Oggetto: Bilancio di esercizio al 31 dicembre 2018

## FAVOREVOLI

Badge	Ragione Sociale	Proprio	Delega	Totale
**D	RAILWAYS PENSION TRUSTEE COMPANY LIMITED	0	2.369.793	2.369.793
**D	BRAF QUANT GLBL VAL EQTY	0	4.010	4.010
**D	CHI OPERATING INVESTMENT PROGRAM L.P.	0	266.551	266.551
**D	CATHOLIC HEALTH INITIATIVES MASTER TRUST	0	135.829	135.829
**D	FIRST INITIATIVES INSURANCE LIMITED	0	28.291	28.291
**D	THE HODSON TRUST	0	85.355	85.355
**D	INTL EQUITY FUND MONDRIAN	0	3.829.298	3.829.298
**D	DRMA LTD	0	272.595	272.595
**D	SEQUOIA HOLDINGS LLC	0	35.107	35.107
**D	CANDENCE GLOBAL EQUITY FUND LP	0	772	772
**D	PACER TRENDPILOT INTERNATIONAL ETF	0	1.372	1.372
**D	CENTRAL PENSION FUND OF THE INT UNION OF OPERATING ENGINEERS AND PARTICIPATING EMPLOYERS	0	348.266	348.266
**D	WELLS FARGO BANK N.A.	0	25.614	25.614
**D	WF MFS LTD EAFE GLOBAL	0	66.739	66.739
**D	CEMEX UK PENSION FUND PENSIONS DEPARTMENT	0	12.766	12.766
**D	IOWA PUBLIC EMPLOYEES RETIREMENT SYSTEM	0	767.751	767.751
**D	IOWA PUBLIC EMPLOYEES RETIREMENT SYSTEM	0	1.980.172	1.980.172
**D	C9W CITW FD PARAMETRIC	0	19.226	19.226
**D	ENYMTD AMITY EUROPEAN FUND	0	400.000	400.000
**D	FIRE AND POLICE PENSION ASSOCIATION OF COLORADO	0	141.598	141.598
**D	GETF GABELLI UTILITY TRUST	0	300.000	300.000
**D	THE SULTANATE OF OMAN MINISTRY OF DEFENCE PENSION FUND	0	134.601	134.601
**D	THE BOSTON COMPANY ASSET MANAGEMENT	0	125.139	125.139
**D	RPL BERNSTEIN NON EQ	0	11.480	11.480
**D	RWSF CIT ACWI	0	2.252.302	2.252.302
**D	RWSF CIT ACWIEUX	0	1.681.723	1.681.723
**D	RWSF CIT EAFE	0	2.824.437	2.824.437
**D	ARROWSTREET COLLECTIVE INVESTMENT TRUST	0	99.323	99.323
**D	OICF OICL OCICL PZENA	0	841.468	841.468
**D	ACADIAN INTERNATIONAL ALL-CAP FUND	0	66.815	66.815
**D	ACADIAN GLOBAL EQUITY FUND	0	13.797	13.797
**D	ACADIAN NON-US CONCENTRATED FUND	0	35.671	35.671
**D	ROTHSCHILD BELGIQUE SUCC ET RCB	0	6.336	6.336
**D	RCB AVOIRS OPCVM	0	379.980	379.980
**D	RCB AVOIRS FIA	0	103.227	103.227
**D	TEXAS UTILITIES QUAL NDT PARTNERSHIP	0	11.941	11.941
**D	FIDELITY SALEM STREET TRUST FIDELITY SAI INTERNATIONAL INDEX FUND	0	4.188.382	4.188.382
**D	BARNARD COLLEGE	0	31.790	31.790
**D	VANGUARD GLOBAL DIVIDEND FUND	0	6.383	6.383
**D	USBK CCA AGGRESSIVE RETURN FUND	0	4.249	4.249
**D	VIDENT INTERNATIONAL EQUITY FUND	0	498.195	498.195
**D	USBK REGIONAL TRANSPORTATION DSPP	0	11.861	11.861
**D	B4305 FRB S LUND RES TR FBO B LUND	0	4.379	4.379

## LISTA ESITO DELLE VOTAZIONE

Oggetto: Bilancio di esercizio al 31 dicembre 2018

## FAVOREVOLI

Badge	Ragione Sociale	Proprio	Delega	Totale
**D	B4306 FRB M LUND REV TR	0	5.831	5.831
**D	U S BANK NATIONAL ASSOCIATION	0	6.768	6.768
**D	CONGREGATION OF THE SISTERS OF CHARITY OF THE INCARNATE WORD	0	27.114	27.114
**D	CBZ CUIT INTERNATIONAL PRINCIPAL	0	231.034	231.034
**D	1135 APG DME STCK SEL	0	19.418.023	19.418.023
**D	1145 APG DME NUMERIC	0	6.950.400	6.950.400
**D	2048 APG DME LACM GL	0	1.014.944	1.014.944
**D	2049 APG DME ARROWST	0	6.074.031	6.074.031
**D	SSGA GLOBAL TEMC STRAT POOL	0	16.271	16.271
**D	THE MANUFACTURERS LIFE INSURANCE COMPANY	0	458.323	458.323
**D	UNISYS MASTER TRUST	0	530.338	530.338
**D	MASSEY INTECH	0	31.780	31.780
**D	PANAGORA RISK PARITY MULTI ASSET MASTER FUND LTD	0	132.927	132.927
**D	THE BANK OF NEW YORK MELLON EMPLOYEE BENEFIT COLLECTIVE INVESTMENT FUND PLAN	0	6.584.433	6.584.433
**D	BNYM EB DYNAMIC GWTH MCM	0	404.200	404.200
**D	UPMC BMO FCP	0	97.576	97.576
**D	LLOYD'S REGISTER FOUNDATION	0	441.960	441.960
**D	CF DV INTERNATIONAL STOCK INDEX FUND	0	355.927	355.927
**D	CF DV DYNAMIC GROWTH FUND	0	80.300	80.300
**D	BLK COMTS INC INV TST INV PF BNYMTD	0	396.516	396.516
**D	PHILADELPHIA GAS WORKS PENSION PLAN	0	8.833	8.833
**D	FIRST STATE INVESTMENTS ICVC FIRST STATE DIVERSIFIED GROWTH FUND	0	7.654	7.654
**D	VOYA CBRE GLOBAL INFRASTRUCTURE FUND	0	680.733	680.733
**D	SAN FRANCISCO CITY AND COUNTY EMPLOYEES RETIREMENT SYSTEM	0	2.137.886	2.137.886
**D	STICHTING DEPOSITARY APG DEVELOPED MARKETS EQUITY POOL	0	8.278.095	8.278.095
**D	THE COMMONWEALTH FUND	0	6.426	6.426
**D	THE UNIVERSITY COURT OF THE UNIVERSITY OF GLASGOW	0	75.984	75.984
**D	BRIDGE BUILDER INTERNATIONAL EQUITY FUND	0	3.502.157	3.502.157
**D	BCT POOLED INVESTMENT FUND SERIES SMARTEUROPEAN EQUITY FUND	0	80.785	80.785
**D	IVY PROSHARES MSCI ACWI INDEX FUND	0	19.673	19.673
**D	ADVANCED SERIES TRUST -AST ACADEMIC STRATEGIES ASSET ALLOCATION PORTFOLIO	0	4.708	4.708
**D	MACQUARIE GLOBAL INFRASTRUCTURE TOTAL RETURN FUND INC	0	944.189	944.189
**D	U S BANK NATIONAL ASSOCIATION	0	120.687	120.687
**D	BNY MELLON GLOBAL INFRASTRUCTURE INCOME FUND	0	82.973	82.973
**D	SAN DIEGO COUNTY EMPLOYEES RETIREMENTASSOCIATION	0	154.957	154.957
**D	FOREST FOUNDATION	0	1.052	1.052
**D	STEWARDSHIP FOUNDATION	0	5.504	5.504
**D	WBW TRUST NUMBER ONE	0	2.449	2.449
**D	1975 IRREV TRUST OF C D WEYERHAEUSER	0	12.973	12.973
**D	CDW 73 IRR PARA GL	0	4.740	4.740
**D	RICHARD KING MELLON FDN	0	127.941	127.941
**D	R.K. MELLON INTERNATIONAL FUND.	0	308.407	308.407
**D	FRK MUT GLBL DISC FD	0	47.289.701	47.289.701

Azionisti:  
Azionisti in proprio:3.269  
14Teste:  
Azionisti in delega:22  
3.255

Pagina 28

LISTA ESITO DELLE VOTAZIONE  
 Oggetto: Bilancio di esercizio al 31 dicembre 2018

## FAVOREVOLI

Badge	Ragione Sociale	Proprio	Delega	Totale
**D	FTVPT MUTUAL GLOBAL DISCOVERY SECURITIES FUND	0	1.658.765	1.658.765
**D	FRANKLIN MUTUAL EUROPEAN FUND	0	276.820	276.820
**D	FRANKLIN ADVISERS, INC.	0	6.440	6.440
**D	DREYFUS VARIABLE INTERNATIONAL VAL	0	107.311	107.311
**D	AZL NFJ INTERNATIONAL VALUE FUND	0	27.193	27.193
**D	PNC GBL OMNIBUS CUSTODY	0	624	624
**D	POWERSHARES S AND P INTERNATIONAL DEVELOPED HIGH DIVIDEND LOW VOLATILITY PORTFOLIO	0	13.257	13.257
**D	MARION BRADLEY PARTITION TRUST	0	47.446	47.446
**D	NKB SII EUROPE VALUE	0	256.314	256.314
**D	NKB SII DOW JONES SWI	0	115.831	115.831
**D	CANDLES PROVIDENT PENSION FUND	0	8.930	8.930
**D	EMPLOYEES RETIREMENT SYSTEM OF TEXAS	0	652.000	652.000
**D	DEUTSCHE XTRKS MSCI ALL WORLD HDG	0	39.354	39.354
**D	BNYMTCIL CGF EUR EQ FD	0	330.000	330.000
**D	ACADIAN GLOBAL MANAGED VOLATILITY EQUITY FUND LLC	0	1.648.013	1.648.013
**D	BOK KIC AAEQ 3	0	1	1
**D	BOK MCM DM PEQ	0	82.439	82.439
**D	BOK KIC GAEQ16	0	1	1
**D	ING GLOBAL EQUITY FUND	0	4.169.768	4.169.768
**D	ACADIAN INTERNATIONAL EQUITY FUND LLC	0	824.572	824.572
**D	ING PPLNV NN PREMIUM DIVIDEND FUND	0	667.982	667.982
**D	ING PARAPLUFONDS 1 N.V.	0	2.038.745	2.038.745
**D	ING PPLNV NN GLOBAL FUND	0	2.376.813	2.376.813
**D	AOHIT HAI RHUMBLINE EAFE THE ARCHDIOCESE OF HARTFORD INVESTMENT TRUST	0	5.477	5.477
**D	HRCD RPMT HAP RHUMBLINE EAFE	0	4.038	4.038
**D	EMPLOYEES RETIREMENT TRUST OF BANK OF MONTREAL HARRIS	0	218.025	218.025
**D	DUFF AND PHELPS GLOBAL UTILITY INCOME FUND INC	0	3.530.000	3.530.000
**D	NATIONAL ELEVATOR INDUSTRY HEALTH BENEFIT PLAN	0	109.300	109.300
**D	ALASKA PERMANENT FUND CORPORATION	0	5.265.810	5.265.810
**D	POWERSHARES S AND P GLOBAL EX CANADA HIGH DIVIDEND LOW VOLATILITY INDEX ETF	0	21.001	21.001
**D	PUBLIC EMPLOYEES RETIREMENT SYSTEM OF MISSISSIPPI	0	1.206.988	1.206.988
**D	FLORIDA RETIREMENT SYSTEM	0	3.456.411	3.456.411
**D	FLORIDA RETIREMENT SYSTEM	0	3.535.303	3.535.303
**D	PS FTSE LO BT EQ WT PORT	0	21.176	21.176
**D	BNY MELLON GLOBAL FUNDS PLC	0	113.046	113.046
**D	GAMMA EMIRATES INVESTMENTS LLC	0	13.217	13.217
**D	CEP DEP IP GLOBAL EX UK ENHAN IND	0	20.126	20.126
**D	CEP DEP IP GLOBAL TARGETED RE FUND	0	1.898.593	1.898.593
**D	RPTCL GRPF AQR DEFENSIVE	0	60.796	60.796
**D	WILMINGTON MULTI MANAGER INTERNATIONAL FUND	0	150.069	150.069
**D	WILM MULTI MGR FD JO HAMBRO	0	505.800	505.800
**D	56053 IP GLOBAL EQUITIES I	0	498.625	498.625
**D	GOLDMAN SACHS GMS ERISA GROUP TRUST	0	166.400	166.400

Azionisti: 3.269 Teste: 22  
 Azionisti in proprio: 14 Azionisti in delega: 3.255

Pagina 29

## LISTA ESITO DELLE VOTAZIONE

Oggetto: Bilancio di esercizio al 31 dicembre 2018

## FAVOREVOLI

Badge	Ragione Sociale	Proprio	Delega	Totale
**D	NONUS EQUITY MGRSPORT 1 ACADIANAN	0	139.136	139.136
**D	AST PRU GRWTH ALL PTF QMA EAFE EDEF	0	3.587.541	3.587.541
**D	PS FTSERAFI EU UCITS ETF BNYMTCIL	0	9.829	9.829
**D	POWERSHARES GLOBAL FUNDS IRELAND PLC	0	28.769	28.769
**D	PS FTSE RAFI DEVEL MAR EX US PORT	0	1.072.380	1.072.380
**D	IVY PZENA INTERNATIONAL VALUE FUND	0	1.154.039	1.154.039
**D	PUBLIC EMPLOYERS RETIREMENT ASSOCIATION OF NEW MEXICO	0	737.224	737.224
**D	BNYMTCIL GIG EUROPEAN EQ ALTER TRAD	0	314.735	314.735
**D	FT ISE GLOBAL WIND ENERGY INDEX FND	0	248.912	248.912
**D	FT NASDAQ SMART GRID INDEX FUND	0	42.149	42.149
**D	PRUDENTIAL INVESTMENT PORTFOLIOS INC PRUDENTIAL BALANCED FUND	0	18.457	18.457
**D	PRU QMA WRLD FD INC PRU INT EQTY	0	347.428	347.428
**D	PRU SECTOR FDS INC PRU UTILITY FD	0	10.531.349	10.531.349
**D	PSF CONSERVATIVE BAL PORTF QMA	0	37.277	37.277
**D	PSF FLEXIBLE MANAGED PORTF QMA	0	61.882	61.882
**D	THE PRUDENTIAL SERIES FUND GLOBAL PORTFOLIO	0	476.200	476.200
**D	AST JPM GL THEM PORT 2 INT EME PDNB	0	601.442	601.442
**D	AST JENNISON GLOBAL INFRASTR PDMN	0	49.948	49.948
**D	PRU JEN GL INFRASTRUCTURE FUND PDLF	0	160.264	160.264
**D	AST FI PYRAMIS QUANT AA GLB EQ PDGH	0	319.467	319.467
**D	AST FI PYRAMIS QUANT AA IE SC PDGJ	0	929.862	929.862
**D	ADVANCED SERIES TRUST-AST PRUDENTIAL GROWTH ALLOCATION PORTFOLIO	0	1.397.675	1.397.675
**D	AST RCM WORLD TRENDS PORT PDBF	0	1.128.167	1.128.167
**D	AST MORGAN STANLEY MULTI ASSET PDMS	0	1.167	1.167
**D	AST BLKRK GLOBAL STRAT PT TE PDDG	0	29.417	29.417
**D	GREAT-WEST INTERNATIONAL INDEX FUND	0	573.183	573.183
**D	STICHTING BEDRIJFSTAKENSIOENFONDS VOOR DEZOEETWARENINDUSTRIE	0	304.462	304.462
**D	BNYMTCIL PS ST HIDVLWVI UCITS ETF	0	44.847	44.847
**D	ALLSTATE LIFE INSURANCE COMPANY	0	257.650	257.650
**D	LMIF NUMERIC EUROPE CORE	0	618.700	618.700
**D	SARATOGA INTERNATIONAL EQUITY PORTFOLIO	0	35.200	35.200
**D	CATHOLIC COMMUNITY FOUNDATION OF MINNESOTA	0	12.177	12.177
**D	IWHF LSV ASSET INVESTMENT	0	39.600	39.600
**D	THE BANK OF KOREA	0	595.155	595.155
**D	TEXTRON INC MASTER TRUST	0	45.452	45.452
**D	PFI INTL EQUITY INDEX FUND	0	617.697	617.697
**D	FIRST INVESTORS GLOBAL FUND	0	450.000	450.000
**D	INVESCO STRATEGIC DEVELOPED EX-US ETF	0	152.908	152.908
**D	BNYMTCIL LAZARD GBL MANAGED VOL FD	0	484.613	484.613
**D	BNYTD CF MACQUARIE GBL INFRS SRS FD	0	71.421	71.421
**D	BNYMTCIL LM QS MV EURO EQ GAI FD	0	101.176	101.176
**D	PFI DIVERSIFIED INTERNATIONAL FUND	0	13.805.987	13.805.987
**D	PVC DIVERSIFIED INTERNATIONAL AC	0	314.905	314.905

Azionisti:

Azionisti in proprio: 22

3.269

Azionisti in delega: 14

3.255

Pagina 30

LISTA ESITO DELLE VOTAZIONE  
 Oggetto: Bilancio di esercizio al 31 dicembre 2018

## FAVOREVOLI

Badge	Ragione Sociale	Proprio	Delega	Totale
**D	PFI OVERSEAS FD BHMS	0	3.758.115	3.758.115
**D	PFI GLOBAL DIV INCOME FD PGI VALUE	0	197.313	197.313
**D	PFI OVERSEAS FD PMC	0	371.340	371.340
**D	PGIF EUROPEAN EQUITY FUND BNYMTCIL	0	96.543	96.543
**D	BNYTD CF CANLIFE GBLB INFRA FD	0	141.184	141.184
**D	CTJ RE STANLIB GLOBAL EQUITY FD AB	0	69.200	69.200
**D	CTJ RE STANLIB GLOBAL EQ ARR USD	0	451.671	451.671
**D	VOYA GLOBAL ADVANTAGE AND PREMIUM OPPORTUNITY FUND	0	176.528	176.528
**D	VOYA INTERNATIONAL HIGH DIVIDEND EQUITY INCOME FUND	0	61.243	61.243
**D	MAPFRE MSV LIFE PLC	0	885.228	885.228
**D	INTERNATIONALE KAPITALANLAGESELLSCHAFT MBH ON BEHALF OF PFI NR	0	46.820	46.820
**D	KAPITALANLAGESELLSCHAFT MBH	0	755.592	755.592
**D	INTERNATIONALE KAPITALANLAGESELLSCHAFT CHAFT MBH	0	19.665	19.665
**D	ALLSTATE INSURANCE CO BLACKROCK	0	494.378	494.378
**D	IQ 50 PERCENT HEDGED FTSE INTL ETF	0	150.082	150.082
**D	IQ 50 PERCENT HEDGED FTSE EURO ETF	0	7.601	7.601
**D	GS ACTIVE BETA INTL EQUITY ETF	0	420.852	420.852
**D	GS ACTIVEBETA EUROPE ETF	0	15.742	15.742
**D	AXA MFS FINANCIAL DAC	0	1.000.000	1.000.000
**D	BLACKROCK GLOBAL FUNDS	0	7.715.822	7.715.822
**D	DEUTSCHE XTRK MSCI EMU HDG EQ ETF	0	51.938	51.938
**D	VOYA INFSTRCTR INDUST AND MATRLSFD	0	595.114	595.114
**D	VOYA INTERNATIONAL INDEX PORTFOLIO	0	896.100	896.100
**D	VOYA EURO STOXX 50INDEX PORTFOLIO	0	1.028.560	1.028.560
**D	VOYA BALANCED PORT INTL VALUE	0	44.787	44.787
**D	THE AMERICAN UNIVERSITY IN CAIRO	0	11.132	11.132
**D	ERYF ATIVO CAPITAL	0	32.100	32.100
**D	FPXF WILLIAM BLAIR CO	0	162.803	162.803
**D	CITY OF MEMPHIS RETIREMENT SYSTEM	0	93.383	93.383
**D	LOUISIANA SHERIFFS ARROWSTREET	0	186.897	186.897
**D	PS6F STATE STREET INTL EQ	0	545.423	545.423
**D	SR5F PARAMETRIC DELTA SHIFT	0	4.012	4.012
**D	SEATTLE CITY EMPLOYEES RETIREMENT SYSTEM	0	78.870	78.870
**D	SEMPRA ENERGY PENSION MASTER TRUST	0	220.772	220.772
**D	TEACHERS' RETIREMENT SYSTEM OF LOUISIANA	0	1.393.506	1.393.506
**D	AF81 LABOR SELECT INTL EQ	0	2.205.688	2.205.688
**D	INVESTINGFORENINGEN LAEGERNES INVEST,	0	7.195	7.195
**D	AIF 21104 LPI AKT EUROPA II	0	484.584	484.584
**D	BLL AQUILA LIFE EUROPEAN EQUITY	0	6.701.531	6.701.531
**D	AST JPM SO EAFE OPP PD4D	0	156.934	156.934
**D	AST JPM SO CAPITAL PRESERV PD4G	0	353.003	353.003
**D	AST ACADEM STRAT AAJENNISON PD07	0	965.464	965.464
**D	THE OPEC FUND FOR INTERNATIONAL DEVELOPMENT	0	357.764	357.764

Azionisti: 3.269  
 Azionisti in proprio: 14  
 Azionisti in delega: 3.255

Pagina 31

22  
3.255



LISTA ESITO DELLE VOTAZIONE  
 Oggetto: Bilancio di esercizio al 31 dicembre 2018

Assemblea Ordinaria del 16 maggio 2019

16 maggio 2019 19.21.25

FAVOREVOLI

Badge	Ragione Sociale	Proprio	Delega	Totale
**D	BLL AQUILA LIFE OSEAS EQUITY FUND	0	5.770	5.770
**D	BLL ASCENT LIFEENHANCED	0	11.697	11.697
**D	BLL AQUILA LIFE MSCI WORLD FUND	0	1.472.558	1.472.558
**D	BLL AQUILA LIFE FTSE RAFI DEVELOPED	0	1.416.476	1.416.476
**D	APL RB EQ DEV MIRA	0	51.735	51.735
**D	PFI SYSTEMATEX INTERNATIONAL FD PGI	0	76.503	76.503
**D	PFI DIV REAL ASSET FUND MACQUARIE	0	561.840	561.840
**D	PZENA INVESTMENT MGT	0	423.795	423.795
**D	DEUTSCHE XTRKS MSCI EURO CCYHDG	0	783.690	783.690
**D	ARC RB EQ DEV KAITOS	0	16.847	16.847
**D	NYPF FIDELITY	0	185.400	185.400
**D	POWERSHARES PUREBETA FTSE DEVELOPED EX NORTHAMERICA PORTFOLIO	0	1.204	1.204
**D	MI FONDS K10 SPK	0	481.205	481.205
**D	MI FONDS K11 SPK	0	173.192	173.192
**D	MI FONDS K12 SPK	0	209.097	209.097
**D	BANK OF AMERICA PENSION PLAN OECHSLE	0	361.343	361.343
**D	BOA PENSION PLAN MONDRIAN	0	2.506.809	2.506.809
**D	BOA FBO SKL INVESTMENT GRP LLC	0	34.356	34.356
**D	SBSA GEPF BLACKROCK EQUITY	0	809.731	809.731
**D	RBS PZENA	0	2.990.925	2.990.925
**D	ROWF GT ALPHA EXT UBS	0	4.013.240	4.013.240
**D	ROWF GT ACWI EX US	0	7.625.345	7.625.345
**D	ROWF GT ALPHAEEXTXUS	0	198.612	198.612
**D	ROWF GT ALPHAEEXTAFE	0	503.400	503.400
**D	ROWF GT ALPHAEEXTC	0	143.450	143.450
**D	ROWF GT ALPHAEEXTUSC	0	756.025	756.025
**D	FARMERS GROUP INC 401 K SAVINGS PLAN	0	718.872	718.872
**D	FARMERS GROUP INC EMPLOYEES PENSION PLAN TRUST	0	297.803	297.803
**D	TGWF PANAGORA INTL EQ	0	70.359	70.359
**D	DEUTSCHE XTRKS MSCI EAFE CCYHDG	0	2.836.814	2.836.814
**D	DVHF DIV RSK HI DIV US EQ	0	1.604	1.604
**D	EGTF DR NON US EQUITY GT	0	84.904	84.904
**D	ASV RB EQ DEV MENKAR	0	58.438	58.438
**D	DBX FTSE DEV EX US COMP FACTOR	0	10.782	10.782
**D	RTC EMULATION	0	29.848	29.848
**D	SCEF MONDRIAN	0	559.363	559.363
**D	AD1F APP LSV IE	0	123.700	123.700
**D	TTFP PANAGORA DYN INTL EQ	0	42.356	42.356
**D	SPARTAN INTL INDEX	0	15.561.406	15.561.406
**D	BELLSOUTH CORP RFA VBEA TRUST	0	151.949	151.949
**D	THE CLEVELAND CLINIC FOUNDATION	0	199.604	199.604
**D	WHTF WCTC PZENA	0	140.795	140.795
**D	ECBSEG	0	354.165	354.165

Pagina 32

22  
3.255

Azionisti: 3.269 Teste: 14  
 Azionisti in proprio: 14 Azionisti in delega: 3.255

LISTA ESITO DELLE VOTAZIONE  
 Oggetto: Bilancio di esercizio al 31 dicembre 2018

## FAVOREVOLI

Badge	Ragione Sociale	Proprio	Delega	Totale
***D	DREYFUS INTERNATIONAL EQUITY FUND	0	1.616.110	1.616.110
***D	DREYFUS INDEX FUNDS INC DREYFUS INTERNATIONAL STOCK INDEX FUND	0	359.497	359.497
***D	FPCF ALLIANZ BEST STYLES	0	164.995	164.995
***D	EOPTEO OPT INTL ACADIAN	0	529.587	529.587
***D	LF1F LSV ASSET MGMT	0	253.300	253.300
***D	MNVF SSGA INTL EQUITY	0	39.995	39.995
***D	SHELL PENSION TRUST	0	233.623	233.623
***D	SHELL PENSION TRUST	0	149.352	149.352
***D	WF AND CO CASH PLN MONDN INV PT	0	1.161.265	1.161.265
***D	WF AND CO CASH PLN EVERGN INV 1	0	285.241	285.241
***D	NTMA ISIF ILM EUROPEAN EQUITY	0	297.070	297.070
***D	SLI EUROPEAN EQUITY UNCONSTRAINED	0	252.956	252.956
***D	SLI GLOBAL ABSOLUTE RET STRATEGIES	0	1.237.334	1.237.334
***D	SLI GBL SICAV CON EU EQ IN FD	0	163.407	163.407
***D	ATIVO CAPITAL	0	48.680	48.680
***D	PUBLIC SERVICE ENTERPRISE GROUP INC MASTER DEFINED BENEFIT RETIREMENT TRUST	0	1.810.190	1.810.190
***D	MILLENCIL (US) LP	0	11.346	11.346
***D	PS S AND P INTER DVP LOW VOLATILITY	0	529.244	529.244
***D	THE EUROPEAN CENTRAL BANK	0	355.802	355.802
***D	MAN FUNDS PLC	0	39.800	39.800
***D	ALICNY BLACKROCK GBL EQUITY	0	39.261	39.261
***D	VIRTUS TOTAL RETURN FUND INC.	0	385.656	385.656
***D	VIRTUS DUFF AND PHELPS GLOBAL INFRASTRUCTURE FUND	0	188.382	188.382
***D	BLACKROCK ACWI USIMI	0	2.624.982	2.624.982
***D	MONDRIAN EMERGING MARKETS EQUITY TREASURER OF THE STATE OF NORTH CAROLINA EQUITY INVESTMENT FUND POOLED TRUST	0	0	9.227.949
***D	9.227.949	0	170.800	170.800
***D	MGOF LSV INTL LCV	0	608.484	608.484
***D	HP INC. MASTER TRUST	0	99.092	99.092
***D	UFJF MCM MSCI WORLD FD	0	102.170	102.170
***D	DIOCESE OF VENICE PENSION PLAN AND TRUST	0	61.516	61.516
***D	ONFF WILLIAM BLAIR NONUS	0	94.714	94.714
***D	MCIC VERMONT A RECIPROCAL RISK RETENTION GROUP	0	19.297	19.297
***D	PITTSBURGH THEOLOGICAL SEMINARY OF THE PRESBYTERIAN CHURCH	0	424.994	424.994
***D	PUBLIC EMPLOYEE RETIREMENT SYSTEM OF IDAHO	0	1.341.200	1.341.200
***D	PUBLIC EMPLOYEE RETIREMENT SYSTEM OF IDAHO	0	2.480.568	2.480.568
***D	PUBLIC EMPLOYEE RETIREMENT SYSTEM OF IDAHO	0	34.690	34.690
***D	CE8F LEIA ATIVO IE	0	449.885	449.885
***D	CE8F WILLIAM BLAIR IACG	0	1.963.246	1.963.246
***D	RAYTHEON MASTER PENSION TRUST	0	1.058.153	1.058.153
***D	STICHTING PENSIOENFONDS UWV	0	1.396.263	1.396.263
***D	STICHTING BEWAAREDER ACHMEA BELEGGINGSPOLS AIM AWW E7AFZ026002	0	16.067.545	16.067.545
***D	INVESCO FUNDS	0	47.789	47.789
***D	NSNF PARA EAFE MONTI	0	0	0

LISTA ESITO DELLE VOTAZIONE  
 Oggetto: Bilancio di esercizio al 31 dicembre 2018

## FAVOREVOLI

Badge	Ragione Sociale	Proprio	Delega	Totale
**D	NSNF PARA EAFE PI 1	0	41.059	41.059
**D	NSNF PARA EAFE PI 2	0	47.133	47.133
**D	VANGUARD INTL HIGH DIV YLD INDEX FD	0	992.443	992.443
**D	MO3F MARATHON WELLINGTON	0	52.636	52.636
**D	CITY OF NEW YORK DEFERRED COMPENSATION PLAN	0	2.818.365	2.818.365
**D	HGHF HGHL D PBINF WLNGTN	0	39.901	39.901
**D	HIGF HGHL D PBINF WLNGTN CF	0	23.197	23.197
**D	PDBF NUVEEN	0	198.090	198.090
**D	PGEF PG E QUALIFIED PANAGORA EAFE	0	232.085	232.085
**D	PGVF SSGA	0	5.723	5.723
**D	CZ AANDELEN SSGA	0	81.472	81.472
**D	ZVK DEAM SPK	0	220.000	220.000
**D	BNYMTCIL MAN NUMERIC GLOBAL EQ TR	0	116.500	116.500
**D	CENTRAL STATES SE AND SW H AND W FUNDS	0	229.000	229.000
**D	COLUMBIA SUSTAINABLE INTL EQ ETF	0	12.435	12.435
**D	COLUMBIA SUSTAINABLE GLOBAL EQ ETF	0	12.483	12.483
**D	AZL INTERNATIONAL INDEX FUND	0	960.093	960.093
**D	AZL BLACKROCK GLOBAL ALLOCATIONFUND	0	185.153	185.153
**D	BGF EUROPEAN VALUE FD	0	5.190.471	5.190.471
**D	BGF NEW ENERGY FD NAT RES	0	8.830.496	8.830.496
**D	KRESGE LA CAPITAL EAFE SUB2	0	21.499	21.499
**D	LRPF WILLIAM BLAIR	0	137.121	137.121
**D	DEUTSCHE XTRK MSCI STH EUR HDG ETF	0	3.783	3.783
**D	PH2F CAPITAL GUARDIAN	0	643.723	643.723
**D	BNY MELLON INTERNATIONAL FUND	0	2.277.457	2.277.457
**D	BNYMTCIL FT EURO ALPHADEX UCITS ETF	0	273.651	273.651
**D	BNYMTCIL FT GBL ALPHADEX UCITS ETF	0	3.174	3.174
**D	QSBF PANAGORA	0	147.920	147.920
**D	UNITED CHURCH FUNDS LSV ASSET MGMT	0	164.900	164.900
**D	CASEY FP ARROWSTREET	0	160.154	160.154
**D	COUNTY EMPLOYEES ANNUITY AND BENEFIT FUND OF COOK COUNTY	0	491.910	491.910
**D	COUNTY EMPLOYEES ANNUITY AND BENEFIT FUND OF COOK COUNTY	0	295.170	295.170
**D	COUNTY EMPLOYEES ANNUITY AND BENEFIT FUND OF COOK COUNTY	0	92.000	92.000
**D	KOOKMIN BANK ACTING AS TRUSTEE OF KIM PRIVATE PRIME EUROPE EQUITY MASTER INVESTMENT TRUST 3	0	161.877	161.877
**D	US BANK GUIDEMARK WORLD EX US FUND	0	52.665	52.665
**D	US BK DUNHAM INTERNATL STOCK FUND	0	254.343	254.343
**D	USBK LSV GLOBAL VALUE FUND	0	7.000	7.000
**D	USBK BBLF MONDRAIN INVST PTPS LTD	0	8.315.769	8.315.769
**D	USBK EAGLE INTERNATIONAL STOCK FD	0	42.645	42.645
**D	USBK AHAI RHUMBLINE ADVISERS	0	11.899	11.899
**D	USBK PRRS CITY ST LOUIS ATIVO	0	21.000	21.000
**D	USBK AMERICAN HEART ASSOCIATION INC	0	9.896	9.896
**D	DB2F LSV ASSET MGMT	0	82.300	82.300

Azionisti: 3.269 Teste: 22  
 Azionisti in proprio: 14 Azionisti in delega: 3.255

Pagina 34

LISTA ESITO DELLE VOTAZIONE  
 Oggetto: Bilancio di esercizio al 31 dicembre 2018

## FAVOREVOLI

Badge	Ragione Sociale	Proprio	Delega	Totale
***D	ILLNS LLC AND LLANS LLC DEFINED BENEFIT PLAN GROUP TRUST	0	658.939	658.939
***D	LAWRENCE LIVERMORE NATIONAL SECURITY LLC AND LOS ALAMOS NATIONAL SECURITY LLC DEFINED BENEFIT PLAN GROUP TRUST	180.476	0	0
***D	RZSF1505 LSV ASSET MGMT	0	532.300	532.300
***D	RZSF3001 NON US GE W BLAIR	0	282.406	282.406
***D	RZSF3002 NON US EQ MONDRIAN	0	988.505	988.505
***D	CYBF LSV ASSET MGMT	0	292.000	292.000
***D	CYBF ATTIVO CAPITAL MGMT	0	55.400	55.400
***D	NEPF LSV ASSET MGMT	0	810.100	810.100
***D	MSV JP MORGAN	0	311.257	311.257
***D	AP7 EQUITY FUND	0	9.439.642	9.439.642
***D	3M ERIP RAFI EAFE	0	309.621	309.621
***D	IMCG GLOBAL MULTICAP FUND	0	1.817	1.817
***D	PLUMBERS AND PIPEFITTERS NATIONAL PENSION PLAN	0	338.199	338.199
***D	THE ROMAN CATHOLIC ARCHBISHOP OF LOS ANGELES	0	203.094	203.094
***D	PMPT-INKA-FONDS	0	503.941	503.941
***D	GOUDSE LEVEN EV	0	75.000	75.000
***D	VIRGINIA RETIREMENT SYSTEM	0	1.267.446	1.267.446
***D	VIRGINIA RETIREMENT SYSTEM	0	1.624.235	1.624.235
***D	VIRGINIA RETIREMENT SYSTEM	0	3.307.200	3.307.200
***D	VIRGINIA RETIREMENT SYSTEM	0	2.075.600	2.075.600
***D	SCA LAZARD	0	308.990	308.990
***D	STICHTING BEDRIJFSTAKPENSIOENFONDS VOOR DEZOEFTWARENINDUSTRIE EUROPAWEG	0	64.829	64.829
***D	CEP DRP IP EURO EX UK ENH IND FD	0	13.145	13.145
***D	INVESCO PERPETUAL GLOBAL TARGETED INCOME FUND	0	16.452	16.452
***D	ADEPT INVESTMENT MANAGEMENT PLC	0	978.704	978.704
***D	JDRF LSV NON US LONG	0	583.000	583.000
***D	INTERNATIONALE KAPITALANLAGEGESELLSCHAFT MBH ACTING FOR ACCOUNT OF INKA PBEAKK	0	1.000.591	1.000.591
***D	INTERNATIONALE KAPITALANLAGEGESELLSCHAFT MBH ACTING FOR ACCOUNT OF INKA AUSGLEICHSFONDS	0	130.882	130.882
***D	AON HEWITT COLLECTIVE INVESTMENT TRUST	0	261.048	261.048
***D	CPA COP PSEERS PSEERS ACWI X US INDEX	0	871.534	871.534
***D	AB FOODS ARTEMIS	0	724.000	724.000
***D	SYNGENTA UK PZENA	0	267.834	267.834
***D	IN8 COP TREAS PWP RHUMBLINE MSCI	0	51.302	51.302
***D	ENSIGN PEAK EAFE LSV ASSET	0	3.319.600	3.319.600
***D	ENSIGN PEAK CP LSV INTL LARGE	0	743.500	743.500
***D	IVY APOLLO MLT ASSET INC GEI IVY	0	546.130	546.130
***D	LOUISIANA STATE ERS MSCI EXUS INDEX	0	1	1
***D	LOUISIANA STATE ERS MONDRIAN LG CAP	0	1.212.835	1.212.835
***D	LOUISIANA STATE ERS TERROR FREE INT	0	34.209	34.209
***D	NV PERS MELLON CAPITAL INDEX	0	2.364.630	2.364.630
***D	NV PERS SSGA EAFE INDEX PUBLIC EMPLOYEES RETIREMENT SYSTEM OF NEVADA	0	1.852.948	1.852.948
***D	NV-RBIF ALLNCEBRNSTN INTL EQ	0	56.728	56.728


160

LISTA ESITO DELLE VOTAZIONE  
 Oggetto: Bilancio di esercizio al 31 dicembre 2018

## FAVOREVOLI

Badge	Ragione Sociale	Proprio	Delega	Totale
**D	TEA BLACKROCK INC INTL	0	1.999.912	1.999.912
**D	UTC EDHEC BLACKROCK UNITED TECHNOLOGIES CORPORATION MASTER RETIREMENT	0	23.078	23.078
**D	UTC ACADIAN ASSET MGMT	0	13.666	13.666
**D	UPMC BMO PENSION	0	103.994	103.994
**D	UPMC BMO	0	90.596	90.596
**D	IVY VIP GLOBAL EQUITY INCOME	0	959.050	959.050
**D	SRP PANAGORA	0	1.356.501	1.356.501
**D	SRP AQR	0	1.824.413	1.824.413
**D	IVY GBLB EQUITY INC	0	2.595.400	2.595.400
**D	STATE BOARD OF ADMINISTRATION OF FLORIDA	0	226.935	226.935
**D	AST GS MULTI ASSET PORT LIQ PDHB	0	116.497	116.497
**D	POOL RE JPM REI EQUITY	0	120.513	120.513
**D	POOL RE L AND G MSCI EQ	0	198.717	198.717
**D	BLL AQUIL LIFGLO3000 FMEN WHT INDFD	0	568.562	568.562
**D	AST INTL VALUE LSV PD41	0	2.718.600	2.718.600
**D	AST ADVANCED STRAT LSV PD15	0	1.802.200	1.802.200
**D	PENN SERIES DEV INTL INDEX FUND	0	61.790	61.790
**D	STICHTING RABOBANK PENSIOENFONDS	0	2.335.800	2.335.800
**D	BNYMD BLK CONT EUR EQ TRCK FD INV	0	5.007.101	5.007.101
**D	FLORIDA RETIREMENT SYSTEM	0	411.574	411.574
**D	FLORIDA RETIREMENT SYSTEM	0	398.971	398.971
**D	FLORIDA RETIREMENT SYSTEM	0	133.179	133.179
**D	BLACKROCK WORLD EX FLORIDA RET SYS	0	1.825.666	1.825.666
**D	FLORIDA RETIREMENT SYSTEM	0	1.362.371	1.362.371
**D	OPPENHEIMER GLOBAL ESG REVENUE ETF	0	16.215	16.215
**D	ACADIAN ALL COUNTRY WORLD EX US FUND	0	297.947	297.947
**D	PENSION FUND OF THE CHRISTIAN CHURCH DISCIPLES OF CHRIST	0	173.000	173.000
**D	PENSION RESERVES INVESTMENT TRUST FUND	0	7.059.856	7.059.856
**D	EMPLOYEES` RETIREMENT SYSTEM OF THE STATE OF HAWAII	0	1.693.735	1.693.735
**D	BELL ATLANTIC MASTER TRUST	0	1.114.704	1.114.704
**D	BELL ATLANTIC MASTER TRUST	0	42.239	42.239
**D	BELL ATLANTIC MASTER TRUST	0	226.594	226.594
**D	VEBA PARTNERSHIP N L P	0	78.787	78.787
**D	VEBA PARTNERSHIP N L P	0	58.207	58.207
**D	VEBA PARTNERSHIP NLP	0	49.800	49.800
**D	VERIZON MASTER SAVINGS TRUST	0	210.230	210.230
**D	VOYA MUTLI MANAGER INTERNATIONAL FACTORS FUND	0	332.651	332.651
**D	VOYA INTERNATIONAL CORE FUND	0	114.619	114.619
**D	DUKE ENERGY QUALIFIED NUCLEAR DECOMMISSIONING	0	157.823	157.823
**D	OPPENHEIMER GLOBAL REVENUE ETF	0	6.325	6.325
**D	OPPENHEIMER INTERNATIONAL REVENUE ETF	0	11.154	11.154
**D	THE EDUCATIONAL EMPLOYEES SUPPLEMENTARY RETIREMENT SYSTEM OF FAIRFAX COUNTY	0	97.255	97.255
**D	GENERAL MILLS INVESTMENT TRUST	0	115.380	115.380

Azionisti: 3.269 Teste: 22  
 Azionisti in proprio: 14 Azionisti in delega: 3.255



## LISTA ESITO DELLE VOTAZIONE

Oggetto: Bilancio di esercizio al 31 dicembre 2018

## FAVOREVOLI

Badge	Ragione Sociale	Proprio	Delega	Totale
**D	INDIANA PUBLIC RETIREMENT SYSTEM	0	1.942.894	1.942.894
**D	KENTUCKY RETIREMENT SYSTEMS	0	1.317.238	1.317.238
**D	KENTUCKY RETIREMENT SYSTEMS INSURANCE TRUST FUND	0	509.877	509.877
**D	PUBLIC EMPLOYEES RETIREMENT SYSTEM OF MISSISSIPPI	0	1.370.466	1.370.466
**D	PUBLIC EMPLOYEES RETIREMENT SYSTEM OF MISSISSIPPI	0	127.799	127.799
**D	SCHOOL EMPLOYEES RETIREMENT SYSTEM OF OHIO	0	545.900	545.900
**D	SCHOOL EMPLOYEES RETIREMENT SYSTEM OF OHIO	0	1.552.198	1.552.198
**D	STANLEY LSV STANLEY BLACK AND DECKER INC PENSION MASTER TRUST	0	112.400	112.400
**D	BOARD OF PENSIONS OF THE EVANGELICAL LUTHERAN CHURCH IN AMERICA	0	1.781.247	1.781.247
**D	THE STATE OF CONNECTICUT ACTING THROUGH ITS TREASURER	0	1.289.128	1.289.128
**D	SOUTH CAROLINA RETIREMENT SYSTEMS GROUP TRUST	0	73.036	73.036
**D	TENNESSEE VALLEY AUTHORITY RETIREMENT SYSTEM	0	135.843	135.843
**D	TENNESSEE VALLEY AUTHORITY RETIREMENT SYSTEM	0	189.711	189.711
**D	TENNESSEE VALLEY AUTHORITY RETIREMENT SYSTEM	0	26.951	26.951
**D	TENNESSEE VALLEY AUTHORITY RETIREMENT SYSTEM	0	2.226.745	2.226.745
**D	UMC BENEFIT BOARD, INC	0	413.569	413.569
**D	UPS GROUP TRUST	0	3.511.300	3.511.300
**D	WEST VIRGINIA INVESTMENT MANAGEMENT BOARD	0	42.934	42.934
**D	INTERNATIONAL BANK FOR RECONSTRUCTION AND DEVELOPMENT	0	21.831	21.831
**D	PRUDENTIAL INVESTMENT PORTFOLIO 2 PRUDENTIAL QMA INTL DEVELOPED MKRKT INDEX FUND	0	39.882	39.882
**D	ENERGY INSURANCE MUTUAL LIMITED	0	19.540	19.540
**D	IMASCO HOLDINGS GRP INC AND PARTICIPATING AFFILIATES RETIREMENT PLAN	0	377.870	377.870
**D	METROPOLITAN LIFE INSURANCE COMPANY	0	133.619	133.619
**D	CENTRAL STATES SOUTHEAST AND SOUTHWEST AREAS PENSION FUND	0	37.845	37.845
**D	IOWA PUBLIC EMPLOYEES RETIREMENT SYSTEM	0	99.800	99.800
**D	SHERIFFS PENSION AND RELIEF FUND	0	5.252.206	5.252.206
**D	FRK MUT EURO FD	0	1.358.849	1.358.849
**D	FRANKLIN MUTUAL GLOBAL DISCOVERY FUND	0	8.875	8.875
**D	OPPENHEIMER INTERNATIONAL ULTRA DIVIDEND REVENUE ETF	0	244.122	244.122
**D	SANTA BARBARA COUNTY EMPLOYEES RETIREMENT SYSTEM	0	79.789	79.789
**D	NESTLE FRANCE EQUILIBRE	0	369.037	369.037
**D	SG DIVERSIFIE ISR	0	327.997	327.997
**D	SG ACTIONS INTERNATIONALES	0	1.263.136	1.263.136
**D	ARCO QUANT 1	0	88.465	88.465
**D	FCPE MACIF CROISSANCE DURABLE	0	221.264	221.264
**D	MAIF CROISSANCE DURABLE	0	44.470	44.470
**D	SEI INVESTMENTS EUROPE LIMITED	0	22.950	22.950
**D	CARPILIG R 1	0	137.930	137.930
**D	FONDS PALLADIO	0	12.785	12.785
**D	ACMBERNSTEIN SICAV GLOBAL	0	90.204	90.204
**D	CAVOM MINIMUM VARIANCE	0	134.594	134.594
**D	UF 6 A ACT	0	717.090	717.090
**D	CHERRY TREE FUND OF AMERICAN	0	212.334	212.334
**D	CASSETTE DIVERSIFIE	0		

Azionisti in proprio: 14

Azionisti in delega: 14

Teste: 22

3.255

LISTA ESITO DELLE VOTAZIONE  
 Oggetto: Bilancio di esercizio al 31 dicembre 2018

Badge	Ragione Sociale	Proprio	Delega	Totale
**D	ACBERNSTEIN SICAV	0	355.083	355.083
**D	SOFCAP LONG TERME N1 ACTIONS	0	232.533	232.533
**D	SEI GLOBAL MASTER FUND PLC	0	428.397	428.397
**D	SILVER AMUNDI EUROPE EQUITY C.	0	253.091	253.091
**D	AB CAP FUND INC AB	0	205.140	205.140
**D	ALLIANZBERNSTEIN FUND DYNAMIC	0	40.738	40.738
**D	NUVEEN GLOBAL INVESTORS FUND	0	3.497	3.497
**D	AIM EQUITY EMU 1	0	1.152.422	1.152.422
**D	NUVEEN GLOBAL INVESTORS FUND	0	128.915	128.915
**D	AZ AIR FRANCE POCHE ACT EUR	0	97.500	97.500
**D	NUMERIC EUROPEAN EQUITY FUND	0	211.400	211.400
**D	ALLIANZ ASAC ACT EUR	0	180.777	180.777
**D	ALLIANZ CAVAMAC ACTIONS INT	0	1.251.044	1.251.044
**D	KOKUSAI EQUITY INDEX FUND	0	165.391	165.391
**D	ALLIANZ HOSPITALIERS EURO	0	700.000	700.000
**D	CONSULTING GROUP CAPITAL	0	211.447	211.447
**D	ALLIANZ HOSPI VAL DURABLES	0	625.000	625.000
**D	SG ACTIONS EUROPE MULTIGESTION	0	37.027	37.027
**D	SEI GLOBAL INVESTMENT FUND PLC	0	233.136	233.136
**D	DARWIN DIVERSIFIE 60-80 ACTION	0	30.930	30.930
**D	DARWIN DIVERSIFIE 80 100 ACTIO	0	82.940	82.940
**D	AMJ GLOBAL BALANCED FUND 2017	0	41.371	41.371
**D	DIVERSIFIE ACTIONS 50-65 DU CD	0	57.239	57.239
**D	OFI MARKET NEUTRAL EQUITY	0	1.233.251	1.233.251
**D	WELLS FARGO (LUX) WORLDWIDE	0	11.175	11.175
**D	MACIF CROISSANCE DURABLE ET SO	0	126.773	126.773
**D	BLACKROCK GA ENHANCED EQUITY	0	4.835	4.835
**D	MACIF CROIS DURABLE EUROPE	0	1.186.567	1.186.567
**D	AB CAP FUND INC AB FLEXFEE	0	6.730	6.730
**D	TRUST AND CUSTODY SERVICES	0	698.758	698.758
**D	LSV FUNDS PLC	0	268.000	268.000
**D	SG ACTIONS EUROPE	0	160.100	160.100
**D	AB SICAV I ALL MARKET TOTAL	0	1.630	1.630
**D	SG ACTIONS EUROPE LARGE CAP	0	34.822	34.822
**D	LYXOR MSCI EUROPE UCITS ETF	0	1.914.620	1.914.620
**D	AFFINITY WORLD LEADERS EQUITY	0	2.767	2.767
**D	LYX EUR STOXX 50 (DR) U E	0	18.046.183	18.046.183
**D	AB SICAV I ALL MARKET INCOME	0	41.101	41.101
**D	E.T.H.I.C.A	0	450.000	450.000
**D	AB SICAV I - EUROZONE EQUITY	0	6.853.925	6.853.925
**D	LYXOR INDEX FUND EURO	0	17.440	17.440
**D	2) NUMERIC INVESTORS LLC	0	380.000	380.000
**D	AB SICAV I EUROPEAN EQUITY	0	2.646.488	2.646.488

163

Azionisti: 3.269 Teste: 22  
 Azionisti in proprio: 14 Azionisti in delega: 3.255

Pagina 38

LISTA ESITO DELLE VOTAZIONE  
 Oggetto: Bilancio di esercizio al 31 dicembre 2018

## FAVOREVOLI

Badge	Ragione Sociale	Proprio	Delega	Totale
**D	ETOILE ACTIONS RENDEMENT	0	47.409	47.409
**D	ELEMENTS INTERNATIONAL	0	51.849	51.849
**D	ETOILE ENERGIE EUROPE	0	22	22
**D	ETOILE SECTORIELLE EUROPE	0	61.627	61.627
**D	PGIM ETF TRUST PGIM QMA	0	8.217	8.217
**D	ANTARIUS ROTATION SECTORIELLE	0	35.045	35.045
**D	ETOILE ACTIONS INTERNATIONALES	0	202	202
**D	BLACKROCK GLOBAL ALLOCATION	0	17.546.761	17.546.761
**D	OFI AM	0	836.231	836.231
**D	MAAF ASSURANCES SA	0	1.000.411	1.000.411
**D	PROTEC BTP	0	13.644	13.644
**D	ALLIANZ VIE	0	220.103	220.103
**D	ACBERNSTEIN	0	1.271.370	1.271.370
**D	TRUST CUSTODY SERVICES BANK	0	200.000	200.000
**D	BROWN BROTHERS HARRIMAN TRUSTE	0	175.902	175.902
**D	BROWN BROTHERS HARRIMAN	0	315.155	315.155
**D	ACBERNSTEIN DYNAMIC	0	7.805	7.805
**D	THE NOWURA TRUST AND BANKING	0	73.652	73.652
**D	NUVEEV GLOBAL INVESTORS FUND	0	75.048	75.048
**D	GLOBAL HIGH INCOME EQUITY FUND	0	193.300	193.300
**D	TRUST AND CUSTODY	0	97.577	97.577
**D	ALLIANZ VIE ACE ACTIONS	0	710.138	710.138
**D	AZ VIE PFON RETRAITE ACTION	0	316.262	316.262
**D	LYXOR EURO STOXX 300 DR	0	690.006	690.006
**D	LYXOR INDEX FUND-LYXOR STOXX E	0	937.531	937.531
**D	LYX FTSE EUR MIN VAR UC ETF	0	18.551	18.551
**D	GARI EUROPEAN EQUITY	0	37.464	37.464
**D	MUL LYXOR ITALIA EQUITY PIR DR	0	221.279	221.279
**D	LIF LYXOR MSCI EMU VALUE DR UC	0	505.589	505.589
**D	LYXOR INDEX FUND-LYXOR GLOBAL	0	27.241	27.241
**D	LYXOR CORE MSCI EMU DR UCITS	0	682.246	682.246
**D	LYXOR CORE MSCI WORLD DR UCITS	0	40.644	40.644
**D	LYXOR EURO STOXX 50 (DR)	0	434.371	434.371
**D	SWISS LIFE FUNDS LUX EQUITY E	0	728.172	728.172
**D	SWISS LIFE FUNDS LUX EQUITY GL	0	164.583	164.583
**D	SWISS LIFE FUNDS LUX EQ GLOB.	0	139.561	139.561
**D	SWISS LIFE FUNDS LUX EQUITY G.	0	188.442	188.442
**D	SWISS LIFE FUNDS LUX MULTI ASS	0	481.352	481.352
**D	AMUNDI FUNDS II-PIONEER FLEXIB	0	452.505	452.505
**D	AMUNDI FUNDS II GLOBAL EQ TARG	0	4.435.697	4.435.697
**D	PIONEER INVESTMENTS TOTAL RET.	0	96.473	96.473
**D	AMUNDI FUNDS II-REAL ASSETS TA	0	350.000	350.000
**D	AMUNDI FUNDS II-EURO EQ TARGET	0	3.948.582	3.948.582



## LISTA ESITO DELLE VOTAZIONE

Oggetto: Bilancio di esercizio al 31 dicembre 2018

## FAVOREVOLI

Badge	Ragione Sociale	Proprio	Delega	Totale
**D	AMUNDI FUNDS II-GLOBAL MULTI A	0	326.092	326.092
**D	AMUNDI SOLUZIONI IT-CED 12 19	0	105.652	105.652
**D	AMUNDI SOLUZIONI IT-CED 022020	0	128.929	128.929
**D	AMUNDI SOLUZIONI IT CED 032020	0	112.848	112.848
**D	AMUNDI SOLUZIONI IT-CED 052020	0	211.299	211.299
**D	AMUNDI SOLUZIONI IT-CED 062020	0	141.762	141.762
**D	AMUNDI SOLUZIONI IT-CED 082020	0	164.326	164.326
**D	AMUNDI SOLUZIONI IT CED 092020	0	145.691	145.691
**D	AMUNDI SF DIVERSIFIED TARGET I	0	15.280	15.280
**D	AMUNDI SOLUZIONI IT CED 122020	0	66.070	66.070
**D	AMUNDI SOLUZIONI IT CED 112020	0	132.350	132.350
**D	AMUNDI SOLUZIONI IT CED 022021	0	50.791	50.791
**D	AMUNDI SOLUZIONI IT CED 032021	0	62.272	62.272
**D	AMUNDI SOLUZIONI IT CED 052021	0	62.327	62.327
**D	AMUNDI SOLUZIONI IT CED 062021	0	51.869	51.869
**D	AMUNDI SOLUZIONI IT CED 082021	0	30.959	30.959
**D	AMUNDI SOLUZIONI IT CED 092021	0	47.797	47.797
**D	AMUNDI SF DIVERSIFIED TGT I.22	0	18.381	18.381
**D	AMUNDI SOLUZIONI IT CED 112021	0	44.278	44.278
**D	AMUNDI SOLUZIONI IT CED 122021	0	33.498	33.498
**D	AMUNDI SOLUZIONI IT CED 022022	0	129.351	129.351
**D	AMUNDI SOLUZIONI IT CED 042022	0	35.102	35.102
**D	AMUNDI SOLUZIONI IT CED 062022	0	37.049	37.049
**D	AMUNDI SOLUZIONI IT CED 052022	0	40.089	40.089
**D	AMUNDI SOLUZIONI IT CED 102022	0	41.404	41.404
**D	AM SOL IT- PROG CED 12 2022	0	54.480	54.480
**D	ASI-PROGETTO CEDOLA 04 2023	0	31.798	31.798
**D	AM SOL IT-PROG CED 05 2023	0	32.924	32.924
**D	AM SOL IT-PROG CED 06 2023	0	26.833	26.833
**D	AMUNDI S.F.- EQ PLAN 60	0	26.236	26.236
**D	PI IF -EUROPEAN EQUITY	0	340.828	340.828
**D	AMUNDI SOLUZIONI IT-PROG. AZ.	0	35.160	35.160
**D	AMUNDI SOLUZIONI IT CED 092022	0	73.941	73.941
**D	AMUNDI SOLUZIONI IT-CED 072022	0	32.027	32.027
**D	AMUNDI S.F. EURO EQ. MARKET PL	0	313.789	313.789
**D	AMUNDI FUNDS II GLOBAL MULTI A	0	55.671	55.671
**D	ESPERIDES- S.A. SICAV - SIF	0	165.047	165.047
**D	AMUNDI SIF GLOBAL ETHICAL EQUITIES	0	26.964	26.964
**D	AMUNDI INDEX MSCI EUROPE	0	9.573.038	9.573.038
**D	AMUNDI INDEX MSCI EUROPE	0	282.749	282.749
**D	AMUNDI INDEX MSCI EUROPE	0	285.368	285.368
**D	CENTRAL BANK OF IRELAND	0	56.425	56.425
**D	EDMOND DE ROTHSCHILD FUND INCOME	0	771.040	771.040

165

LISTA ESITO DELLE VOTAZIONE  
 Oggetto: Bilancio di esercizio al 31 dicembre 2018

Badge	Ragione Sociale	Proprio	Delega	Totale
**D	EDMOND DE ROTHSCCHILD FUND	0	192.000	192.000
**D	EDMOND DE ROTHSCCHILD FUND II -	0	133.500	133.500
**D	EDMOND DE ROTHSCCHILD FUND EQUITY	0	2.491.900	2.491.900
**D	CNP ASSURANCES	0	9.720.000	9.720.000
**D	CNP ASSURANCES	0	264.784	264.784
**D	CNP ASSURANCES	0	43.776	43.776
**D	CNP ASSURANCES	0	33.563	33.563
**D	CNP ASSURANCES	0	385.000	385.000
**D	CNP ASSURANCES	0	90.000	90.000
**D	CNP ASSURANCES	0	43.028	43.028
**D	LA SAUVEGARDE (A) EUROPE	0	2.610.609	2.610.609
**D	GMF-VIE CANTON D (A) EUROPE	0	830.536	830.536
**D	GMF ASSURANCES (A) EUROPE	0	1.226.398	1.226.398
**D	MMA IARD SA (A) EUROPE	0	13.352	13.352
**D	FIDELIA ASSISTANCE	0	94.784	94.784
**D	ASSISTANCE PROTECTION JURIDIQUE (A)	0	1.234.831	1.234.831
**D	MAAF VIE ACTIF GENERAL	0	69.324	69.324
**D	ABP IARD	0	5.845	5.845
**D	MAAF VIE WINNEO PERP	0	34.290	34.290
**D	MAAF SANTE	0	144.032	144.032
**D	JUNON ACTIONS OBLIGATIONS	0	136.000	136.000
**D	IBM FRANCE F	0	101.162	101.162
**D	IBM FRANCE F	0	333.228	333.228
**D	ATOUT PULSATIONS	0	8.636	8.636
**D	FCP HAMELIN DIVERSIFIE FLEX II	0	160.552	160.552
**D	EPARGNE PRUDENCE THALES	0	391.462	391.462
**D	AMUNDI LABEL EQUILIBRE	0	32.634	32.634
**D	EVIAN A EQUILIBRE	0	20.424	20.424
**D	L.-S. DYNAMIQUE ET SOLIDAIRE	0	41.684	41.684
**D	N 1 RENDEMENT USINOR	0	13.702	13.702
**D	VOCATION MARCHÉ ARIANESPACE CONSEIL	0	218.999	218.999
**D	AMUNDI LABEL PRUDENCE	0	291.858	291.858
**D	AMUNDI LABEL DYNAMIQUE	0	182.465	182.465
**D	LV CHALLENGE	0	1.000.495	1.000.495
**D	A.A. - BNP PAM -ISR	0	450.000	450.000
**D	AA ALLIANZ DIVERSIFIE	0	37.045	37.045
**D	ADP DIVERSIFIE DYNAMIQUE	0	118.000	118.000
**D	ALZ DIVERSIFIE CAUMARTIN (POCHE	0	195.806	195.806
**D	FDRN AMUNDI	0	904.140	904.140
**D	ARRCO LONG TERME D ACTIONS	0	821.900	821.900
**D	CARP - INDO	0	519.870	519.870
**D	FCP CARFIMKO EUROPE	0	150.000	150.000
**D	FCPE EGEFARGNE ACTIONS ISR	0	2.092.810	2.092.810
**D	ROPS EURO P	0		

Azionisti: 3.269 Teste: 22  
 Azionisti in proprio: 14 Azionisti in delega: 3.255

LISTA ESITO DELLE VOTAZIONE  
 Oggetto: Bilancio di esercizio al 31 dicembre 2018

## FAVOREVOLI

Badge	Ragione Sociale	Proprio	Delega	Totale
**D	ICARE	0	38.981	38.981
**D	DUGUAY ACTIONS EUROPE	0	201.187	201.187
**D	ERISA ACTIONS EUROPE N2	0	421.426	421.426
**D	SOLIDARITE	0	24.898	24.898
**D	TECHNIP DYNAMIQUE	0	71.125	71.125
**D	TECHNIP EQUILIBRE	0	78.924	78.924
**D	AGIRA RETRAITE DIVERSIFIE	0	172.912	172.912
**D	FOUNDATION EUROPE	0	200.000	200.000
**D	VILLIERS ALTO	0	226.810	226.810
**D	TESLA POCHE ACTIONS	0	60.669	60.669
**D	AMUNDI HORIZON	0	29.023	29.023
**D	PREDICA ISR MONDE - ACTIONS	0	11.150	11.150
**D	PREDICA ISR EUROPE - ACTIONS	0	17.108	17.108
**D	PREDIQUANT A2 ACTIONS EUROPE	0	198.050	198.050
**D	PORTFOLIO LCR ACTIONS	0	14.111	14.111
**D	BFT LCR ACTIONS BETA NEUTRE-POC	0	133.587	133.587
**D	ROPS-SMART INDEX EURO	0	1.115.230	1.115.230
**D	CRN SOGE ACTIONS	0	167.696	167.696
**D	MONGELAS	0	104.135	104.135
**D	EUROCORPORATE FG DIVERSIFIE	0	8.500	8.500
**D	FOUNDATION FRANCOIS ET PIERRE SOMME	0	56.813	56.813
**D	LCF PHARMA INTERNATIONAL	0	219.140	219.140
**D	NATIXIS IONIS	0	49.487	49.487
**D	SAFRAN DYNAMIQUE	0	155.401	155.401
**D	EGEPARGNE 2	0	172.054	172.054
**D	SAFRAN MIXTE SOLIDAIRE	0	30.592	30.592
**D	NOBC SAPAR	0	61.000	61.000
**D	BERING	0	34.361	34.361
**D	ROTONDE	0	60.869	60.869
**D	EDMOND DE ROTHSCHILD ASSET	0	594.200	594.200
**D	VILLIERS DIAPASON	0	79.800	79.800
**D	05000948470/20546,	0	45.610	45.610
**D	SURAVENIR ACTIONS PROTECT	0	919.100	919.100
**D	AB CFAO	0	24.530	24.530
**D	UECM ALSACE	0	22.000	22.000
**D	ARRCO LONG TERME B NATIXIS INVEST	0	618.429	618.429
**D	HAMELIN ACTIONS EUROPE FIBRE	0	98.392	98.392
**D	AA LA FRANCAISE ISR	0	433.344	433.344
**D	TONI ACTIONS 100	0	398.265	398.265
**D	VIVACCIO ACTIONS	0	2.274.610	2.274.610
**D	LBPM ACTIONS INDICE EURO	0	1.389.039	1.389.039
**D	LBPM ACTIONS 80	0	234.761	234.761
**D	LBPM ACTIONS EUROPE MONDE	0	142.929	142.929

Azionisti: 3.269 Teste: 22  
 Azionisti in proprio: 14 Azionisti in delega: 3.255

Pagina 42

LISTA ESITO DELLE VOTAZIONE  
 Oggetto: Bilancio di esercizio al 31 dicembre 2018

Badge	Ragione Sociale	Proprio	Delega	Totale
**D	UNIVERS CNP 1	0	509.918	509.918
**D	FC CARPIMKO	0	477.585	477.585
**D	CNP ACP ACTIONS LT	0	250.148	250.148
**D	CONCORDE 96	0	151.858	151.858
**D	CNP MONTARNASSE ACTIONS	0	308.586	308.586
**D	ECUREUIL PROFIL 90	0	2.617.122	2.617.122
**D	NATEXIS PERFORMANCE 9	0	149.951	149.951
**D	ABP PERP	0	201.408	201.408
**D	RSRC DIVERSIFIE	0	833.707	833.707
**D	CARBP DIVERSIFIE	0	422.503	422.503
**D	RL PREVOYANCE	0	243.768	243.768
**D	0500207540/918413,	0	75.407	75.407
**D	CAVEC LA FRANCAISE DES PLACEMENTS	0	137.967	137.967
**D	LBPAM ACTIONS OPTI INDICE EURO	0	208.394	208.394
**D	LBPAM ACTIONS EUROPE	0	240.000	240.000
**D	LBPAM STRATEGIE PEA 1	0	260.165	260.165
**D	A.A. - GROUPAMA - ISR	0	957.175	957.175
**D	CAVEC GROUPAMA DIVERSIFIE	0	272.729	272.729
**D	PORT ROYAL EQUILIBRE	0	178.173	178.173
**D	ARIA	0	13.141	13.141
**D	FAGUS	0	757.270	757.270
**D	ALLOC INDIANA	0	184.587	184.587
**D	AGRICA TACTIQUE G	0	166.728	166.728
**D	AMUNDI ACTIONS RESTRUCTURATIONS	0	49.401	49.401
**D	AMUNDI ACTIONS EUROPE ISR	0	176.645	176.645
**D	AMUNDI RENDEMENT PLUS	0	911	911
**D	AMUNDI ACTIONS EURO ISR	0	582.869	582.869
**D	HYMNOS	0	36.249	36.249
**D	AMUNDI EUROPE MONDE	0	3.097	3.097
**D	ASSURDIX	0	13.722	13.722
**D	AMUNDI RESA ACTIONS EURO	0	848	848
**D	ATOUT MODERATIONS	0	69.242	69.242
**D	CPR CONSOMMATEUR ACTIONNAIRE	0	51.914	51.914
**D	AMUNDI RESA ESG ACTIONS EURO	0	3.972.288	3.972.288
**D	CPR EUROPE NOUVELLE	0	446	446
**D	CPR EURO HIGH DIVIDEND	0	1.059.842	1.059.842
**D	AMUNDI PARFIMOINE PEA	0	64.198	64.198
**D	CPR EUROLAND	0	1.675.714	1.675.714
**D	CPR EUROPE ESG	0	922	922
**D	CPR EUROPE LOW CARBON	0	2.727	2.727
**D	HSEC MULTI-ASSET DYNAMIC EURO	0	426.297	426.297
**D	HSEC ACTIONS EUROPE	0	2.165.943	2.165.943
**D	HSEC GLOBAL ASSET MANAGEMENT	0	568.387	568.387

## FAVOREVOLI

Pagina 43

22  
3.255
 Azionisti: 3.269 Teste: 14  
 Azionisti in proprio: 14 Azionisti in delega: 14

168

LISTA ESITO DELLE VOTAZIONE  
 Oggetto: Bilancio di esercizio al 31 dicembre 2018

Badge	Ragione Sociale	Proprio	Delega	Totale
**D	HSBC ACTIONS MONDE	0	121.550	121.550
**D	PREDIQUANT EUROCOISSANCE A2	0	248.464	248.464
**D	CPR EUROLAND PREMIUM	0	666.140	666.140
**D	BFT EURO FUTUR ESG	0	99.000	99.000
**D	AMUNDI PATRIMOINE	0	395	395
**D	ATOUT EUROPE HAUT RENDEMENT	0	212	212
**D	ATOUT EUROPE SMART BETA	0	29.604	29.604
**D	FDC A2 POCHE TITRES	0	191.970	191.970
**D	LCL ACTIONS MONDE HORS EUROPE EURO	0	69.497	69.497
**D	ATOUT EUROLAND CORE	0	168.874	168.874
**D	ATOUT EUROLAND RESTRUCTURATION	0	45.925	45.925
**D	LCL ACTIONS EURO CORE+	0	105.056	105.056
**D	LCL ACTIONS EURO RESTRUCTURATION	0	242	242
**D	AMUNDI STRATEGIES ACTIONS EUROPE	0	29.606	29.606
**D	LCL ACTIONS EUROPE CORE EURO	0	52.731	52.731
**D	AMUNDI ETF FTSE ITALIA PIR UCITS	0	2.334	2.334
**D	CNP ASSUR EUROPE NEUFILIZE OBC	0	146.277	146.277
**D	ECOFI ACTIONS SCR	0	400.000	400.000
**D	COVEA ACTIONS RENDEMENT	0	234.162	234.162
**D	CNP ASSUR VALUE ET MOMENTUM	0	2.397.533	2.397.533
**D	CNP ASSUR VALEURS	0	148.939	148.939
**D	SEYOND ACTIONS EUROPEENNES	0	35.429	35.429
**D	COVEA FINANCE ACTI EUROPE	0	719.128	719.128
**D	DORVAL CONVICTIONS PEA	0	1.005.977	1.005.977
**D	DORVAL CONVICTIONS	0	245.363	245.363
**D	FEDERAL OPTIMAL (PART P)	0	494.084	494.084
**D	SEYOND EQUITY FACTOR INVESTING	0	164.600	164.600
**D	BM V-FILEX	0	77.017	77.017
**D	GREAT EUROPEAN MODELS	0	164.546	164.546
**D	ENERGIES RENOUVELABLES	0	610.700	610.700
**D	PALATINE MEDITERRANEA	0	35.000	35.000
**D	FEDERAL ETHI-PATRIMOINE	0	30.000	30.000
**D	INDOSUEZ ALLOCATION PEA	0	11.725	11.725
**D	INDOSUEZ EUROPE RENDEMENT	0	641.380	641.380
**D	INDOSUEZ EUROPE PATRIMOINE	0	593.520	593.520
**D	FLORISSIME DYNAMISME	0	1.010.720	1.010.720
**D	FLORISSIME EQUILIBRE	0	43.555	43.555
**D	INDOSUEZ BIENS REELS	0	29.701	29.701
**D	COVEA SOLIS	0	190.000	190.000
**D	OSTRUM ACTIONS EURO	0	257.721	257.721
**D	ECUBEUIL PROFIL 75	0	1.607.015	1.607.015
**D	OSTRUM ACTIONS EUROPE RENDEMENT	0	1.035.279	1.035.279
**D		0	326.827	326.827

LISTA ESITO DELLE VOTAZIONE  
 Oggetto: Bilancio di esercizio al 31 dicembre 2018

## FAVOREVOLI

Badge	Ragione Sociale	Proprio	Delega	Totale
**D	EURO CAPITAL DURABLE	0	1.503.613	1.503.613
**D	MONDE GAN	0	76.283	76.283
**D	GROUPAMA ASSET MANAGEMENT	0	369.569	369.569
**D	GROUPAMA EUROPE EQUITIES	0	85.961	85.961
**D	POLLUX	0	29.000	29.000
**D	EDMOND DE ROTHSCHILD EURO	0	842.390	842.390
**D	EDMOND DE ROTHSCHILD EQUITY EUROPE	0	801.221	801.221
**D	CNP ASSUR.EDRAM ACTIONS EUROPE	0	1.192.600	1.192.600
**D	EPOQUE	0	261.354	261.354
**D	UNION INVESTMENT LUXEMBOURG SA	0	4.222.580	4.222.580
**D	CLASS N AHL ALPHA 2.5 XL EUR TRADING LIMITED	0	192.185	192.185
**D	OLD NORTH STATE HEDGED EQUITY MWT LLC	0	79.318	79.318
**D	MAN AHL DIVERSIFIED MARKETS EU BEUR- WORLD TRADE CENTER	0	5.400	5.400
**D	AHL INSTITUTIONAL SERIES 3 LTD	0	165.648	165.648
**D	MAN FUNDS VIII ICAY-MAN AHL DIVERSIFIED.	0	56.046	56.046
**D	AHL DESERTWOOD FUND LIMITED C/O CITCO TRUSTEES (CAYMAN) LIMITED	0	199.377	199.377
**D	AHL GLOBAL INVESTMENTS SERIES 2 LTD	0	7.388	7.388
**D	ALPHANATICS MASTER FUND LIMITED C/O APPELBY TRUST (CAYMAN LTD)	0	200.000	200.000
**D	GLG EUROPEAN LONG SHORT FUND MAPLES CORPORATE SERVICES LIMITED	0	24.814	24.814
**D	MAN GLG TOPAZ LIMITED MAPLES CORPORATE SERVICES LIMITED	0	27.039	27.039
**D	MAN MULTI-STRATEGY MASTER FUND MAPLES CORPORATE SERVICES LIMITES	0	8.576	8.576
**D	MAN QUALIFYING INVESTOR FUNDS PLC MAN GLG ELS MASTER QIF	0	131.199	131.199
**D	ELECTRON CAPITAL PARTNERS LLC	0	65.500	65.500
**D	COLONIAL FIRST STATE INVT LTD RE COMMONWEALTH SPLST FUND 10 C/O ACADIAN ASSET MANAGEMENT LLC	0	156.970	156.970
**D	GMO MASTER PORTFOLIOS (ONSHR) LP GMO TAX MGD BCHK FRE FD CO GRANTHAM MAYO VAN OTTERLOO AND CO LLC	0	0	51.900
	51.900			
**D	GMO MASTER PORTFOLIOS (ONSHORE) LP GMO MEAN REVERSION FD CO GRANTHAM MAYO VAN OTTERLOO AND CO LLC	0	35.433	35.433
**D	PANAGORA DYNAMIC GLOBAL EXTENDED ALPHA FUND LTD C/O PANAGORA ASSET MANAGEMENT INC	0	1.472.365	1.472.365
**D	ALPHANATICS MASTER FUND LTD CO PICTET ASSET MANAGEMENT SA.	0	474.531	474.531
**D	ALLIANZ SUISSE LEBENSVERSICHERUNGS-GESELLSCHAFT AG	0	1.198.411	1.198.411
**D	ARROWSTREET ACWI EX US ALPHA EXTENSION TRUST FUND U	0	159.783	159.783
**D	ARROWSTREET CAPITAL GLOBAL EQUITY ALPHA EXTENSION FUND LIMITED	0	454.862	454.862
**D	CARE SUPER	0	84.898	84.898
**D	EQUIPSUPER	0	119.286	119.286
**D	KL EUROSTOXX50 DB	0	134.782	134.782
**D	MLC INVESTMENTS, MLC LIMITED	0	4.931.372	4.931.372
**D	PENSIONSKASSE POST	0	1.006.534	1.006.534
**D	TASPLAN SUPERANNUATION FUND	0	59.787	59.787
**D	TASPLAN SUPERANNUATION FUND	0	499.813	499.813
**D	UBS (LUX) EQUITY SICAV	0	2.006.685	2.006.685
**D	UBS (LUX) EQUITY SICAV EURO COUNTRIES INCOME	0	429.997	429.997
**D	UBS (LUX) SICAV 1	0	35.576	35.576
**D	UBS (LUX) SICAV 1 EMU EQUITIES ENHANCED (EUR)	0	157.090	157.090

LISTA ESITO DELLE VOTAZIONE  
 Oggetto: Bilancio di esercizio al 31 dicembre 2018

Badge	Ragione Sociale	Proprio	Delega	Totale
***D	UBS (LUX) STRATEGY SICAV SAP DEFENSIVE (USD)	0	93.475	93.475
***D	UBS (LUX) STRATEGY SICAV SAP DYNAMIC (USD)	0	95.303	95.303
***D	UBS (LUX) STRATEGY SICAV SAP MEDIUM (USD)	0	260.267	260.267
***D	UBS (LUX) STRATEGY XTRA SICAV	0	23.475	23.475
***D	UBS ASSET MANAGEMENT (AUSTRALIA) LTD	0	83.780	83.780
***D	UBS FUND MANAGEMENT (LUXEMBOURG) SA	0	8.014	8.014
***D	UBS FUND MANAGEMENT (LUXEMBOURG) SA	0	72.421	72.421
***D	UBS FUND MANAGEMENT (LUXEMBOURG) SA	0	10.217	10.217
***D	UBS FUND MANAGEMENT (LUXEMBOURG) SA	0	36.580	36.580
***D	UBS FUND MANAGEMENT (LUXEMBOURG) SA	0	33.139	33.139
***D	UBS FUND MANAGEMENT (LUXEMBOURG) SA	0	2.524	2.524
***D	UBS FUND MANAGEMENT (LUXEMBOURG) SA	0	31.048	31.048
***D	UBS FUND MANAGEMENT (LUXEMBOURG) SA	0	82.582	82.582
***D	UBS FUND MANAGEMENT (LUXEMBOURG) SA	0	13.753	13.753
***D	UBS FUND MANAGEMENT (LUXEMBOURG) SA	0	17.410	17.410
***D	UBS FUND MANAGEMENT (LUXEMBOURG) SA	0	12.475	12.475
***D	UBS FUND MANAGEMENT (LUXEMBOURG) SA	0	6.363	6.363
***D	UBS FUND MANAGEMENT (LUXEMBOURG) SA	0	22.808	22.808
***D	UBS FUND MANAGEMENT (LUXEMBOURG) SA	0	4.735	4.735
***D	UBS FUND MANAGEMENT (LUXEMBOURG) SA	0	14.525	14.525
***D	UBS FUND MANAGEMENT (LUXEMBOURG) SA	0	25.330	25.330
***D	UBS FUND MANAGEMENT (LUXEMBOURG) SA	0	2.746	2.746
***D	UBS FUND MANAGEMENT (LUXEMBOURG) SA	0	8.922	8.922
***D	UBS FUND MANAGEMENT (LUXEMBOURG) SA	0	6.209	6.209
***D	UBS FUND MANAGEMENT (LUXEMBOURG) SA	0	161.941	161.941
***D	UBS FUND MANAGEMENT (LUXEMBOURG) SA	0	70.000	70.000
***D	UBS FUND MANAGEMENT (LUXEMBOURG) SA	0	33.360	33.360
***D	UBS FUND MANAGEMENT (LUXEMBOURG) SA	0	653.579	653.579
***D	UBS FUND MANAGEMENT (LUXEMBOURG) SA	0	335.169	335.169
***D	UBS FUND MANAGEMENT (LUXEMBOURG) SA	0	951	951
***D	UBS FUND MANAGEMENT (SWITZERLAND) AG.	0	1.400	1.400
***D	UBS FUND MANAGEMENT (SWITZERLAND) AG.	0	1.194	1.194
***D	UBS FUND MANAGEMENT (SWITZERLAND) AG.	0	742.476	742.476
***D	UBS FUND MANAGEMENT (SWITZERLAND) AG.	0	1.038	1.038
***D	UBS FUND MANAGEMENT (SWITZERLAND) AG.	0	5.668	5.668
***D	UBS FUND MANAGEMENT (SWITZERLAND) AG.	0	2.259.774	2.259.774
***D	UBS FUND MANAGEMENT (SWITZERLAND) AG.	0	611.552	611.552
***D	UBS FUND MANAGEMENT (SWITZERLAND) AG.	0	7.557	7.557
***D	UBS FUND MANAGEMENT (SWITZERLAND) AG.	0	4.131.800	4.131.800
***D	UBS FUND MANAGEMENT (SWITZERLAND) AG.	0	31.935	31.935
***D	UBS FUND MGT (CH) AG CH0467/UBSCHIF2-EQ GLOB	0	220.881	220.881
***D	UBS FUND MANAGEMENT	0	263.288	263.288
***D	VICTORIAN SUPERANNUATION FUND	0	212.739.290	212.739.290
***D	GOVERNMENT OF NORWAY	0		

LISTA ESITO DELLE VOTAZIONE  
 Oggetto: Bilancio di esercizio al 31 dicembre 2018

## FAVOREVOLI

Badge	Ragione Sociale	Proprio	Delega	Totale
**D	NORGES BANK	0	3.008.977	3.008.977
**D	361 GLOBAL LONG/SHORT EQUITY FUNDAT	0	68.546	68.546
**D	ABERDEEN INVESTMENT FUNDS UK ICVC II - ABERDEEN WORLD EQUITY ENHANCED INDEX FUND	0	297.722	297.722
**D	ABERDEEN INVESTMENT FUNDS UK ICVC II - ABERDEEN EUROPEAN EQUITY ENHANCED INDEX FUND	0	850.603	850.603
**D	ABERDEEN INVESTMENT FUNDS UK ICVC II - ABERDEEN EUROPEAN EQUITY TRACKER FUND	0	17.664	17.664
**D	AEGON CUSTODY B.V	0	231.643	231.643
**D	AEGON CUSTODY B.V	0	1.337.979	1.337.979
**D	AEGON CUSTODY B.V	0	310.859	310.859
**D	AHL ALPHA MASTER LIMITED C/O CITCO TRUSTEES (CAYMAN) LIMITED	0	177.594	177.594
**D	AHL DIRECTIONAL EQUITIES MASTER LIMITED	0	179.616	179.616
**D	AHL EVOLUTION LTD SHARMAINE BERKELEY ARGONAUT LTD	0	3.825.474	3.825.474
**D	AHL GENESIS 2 LIMITED C/O MAPLES CORPORATE SERVICES LIMITED	0	159.560	159.560
**D	AHL GENESIS LIMITED	0	93.181	93.181
**D	ANALYTIC GLOBAL LONG/SHORT EQUITY FUND II LP	0	19.814	19.814
**D	AXA LIFE INSURANCE SINGAPORE PTE LTD	0	36.000	36.000
**D	BERESFORD FUNDS PLC	0	105.003	105.003
**D	BRICKLAYERS + TROWEL TRADES INTERNATIONAL PENSION FUND	0	126.500	126.500
**D	CBOSC ATF CW BK GRP SUP WGSS08	0	43.922	43.922
**D	CBOSC-CBGS-WGSS07	0	157.576	157.576
**D	CBRE CLARION REAL ASSET LONG/SHORT FUND LP C/O THE CORPORATION TRUST	0	20.500	20.500
**D	CFSIL - COLONIAL FIRST STATE GLOBAL ASSET MANAGEMENT MULTI SECTOR TRUST 1	0	4.732	4.732
**D	CFSIL - COMMONWEALTH GLOBAL SHARE FUND	0	2.436.697	2.436.697
**D	CFSIL ATF CMLA INTERNATIONAL SHARE FUND	0	116.032	116.032
**D	CFSIL RE COLONIAL FIRST STATE INVESTMENT FUND 10	0	347.251	347.251
**D	CITIBANK EUROPE PLC AS TRUSTEE FOR STANDARD LIFE WEALTH BALANCED BRIDGE FUND	0	2.056.491	2.056.491
**D	CITIBANK INTERNATIONAL PLC	0	2.057.599	2.057.599
**D	CITIBANK INTERNATIONAL PLC AS TRUSTEE CITIBANK INT.PLC	0	18.006.028	18.006.028
**D	CITITRUST LIMITED AS TRUSTEE OF BLACKROCK PREMIER FUNDS-BLACKROCK WORLD EQUITY INDEX FUND	0	26.508	26.508
**D	COMMONWEALTH SPECIALIST FUND 36	0	11.372	11.372
**D	DEFENSIVE GLOBAL EQUITY EX US LOW	0	3.285	3.285
**D	ECOFIN WATER AND POWER OPPORTUNITIES PLC CO BNP PARIBAS SECURITIES SERVICES	0	1.460.165	1.460.165
**D	ELECTRON GLOBAL MASTER FUND LP CO ELECTRON CAPITAL PARTNERS LLC	0	4.639.898	4.639.898
**D	HC VERBATIM PORTFOLIO 5 INCOME FUND	0	65.000	65.000
**D	HOSTPLUS POOLED SUPERANNUATION TRUST	0	163.441	163.441
**D	INTERNATIONAL EQUITIES FUND	0	59.368	59.368
**D	INVESCO POOLED INVESTMENT FUND-GLOBAL STRATEGIC EQUITY FUND	0	42.588	42.588
**D	IRISH LIFE ASSURANCE.	0	2.961.887	2.961.887
**D	IRISH LIFE ASSURANCE.	0	39.302	39.302
**D	IRISH LIFE ASSURANCE.	0	162.788	162.788
**D	IRISH LIFE ASSURANCE PLC	0	1.148.844	1.148.844
**D	JANUS HENDERSON CAPITAL FUNDS PLC	0	209.426	209.426
**D	JOHN HANCOCK DIVERSIFIED REAL ASSETS FUND	0	480.500	480.500
**D	JOHN HANCOCK FUNDS II GLOBAL ABSOLUTE RETURN STRATEGIES FUND	0	377.530	377.530

152



LISTA ESITO DELLE VOTAZIONE  
 Oggetto: Bilancio di esercizio al 31 dicembre 2018

## FAVOREVOLI

Badge	Regione Sociale	Proprio	Delega	Totale
**D	JOHN HANCOCK FUNDS II INTERNATIONAL STRATEGIC EQUITY ALLOCATION FUND	0	425.580	425.580
**D	JOHN HANCOCK VARIABLE INSURANCE TRUST INTERNATIONAL EQUITY INDEX TRUST	0	289.660	289.660
**D	K2 ELECTRON LIQUID GLOBAL MASTER FUND LTD	0	214.119	214.119
**D	LATVIJAS BANKA	0	35.365	35.365
**D	LAZARD ASSET MANAGEMENT LLC QUANTITATIVE EQUITY FUNDS	0	9.757	9.757
**D	LEGAL AND GENERAL	0	587.754	587.754
**D	LEGAL AND GENERAL ASSURANCE PENSIONS MANAGEMENT LIMITED	0	37.276.589	37.276.589
**D	LEGAL AND GENERAL ASSURANCE SOCIETY LIMITED	0	122.027	122.027
**D	LEGAL AND GENERAL COLLECTIVE INVESTMENT TRUST	0	1.215.819	1.215.819
**D	LEGAL AND GENERAL INVESTMENT MANAGEMENT	0	61.664	61.664
**D	LSVLEHE, LSVZEHE	0	12.600	12.600
**D	MACQUARIE INVESTMENT MANAGEMENT LIMITED	0	3.474.329	3.474.329
**D	MACQUARIE MULTI-FACTOR FUND	0	159.420	159.420
**D	MAN NUMERIC MEGA EQUITY STRATEGIES FUND LIMITED	0	348.004	348.004
**D	NATIONAL COUNCIL FOR SOCIAL SECURITY FUND.	0	81.026	81.026
**D	NEUBERG NOMINEES LIMITED INVESTORS WHOLESale GLOBAL EQUITY (INDEX) TRUST	0	353.684	353.684
**D	OIL INVESTMENT CORPORATION LTD.	0	489.000	489.000
**D	OLD MUTUAL COMPASS PORTFOLIO 2	0	584	584
**D	OLD MUTUAL COMPASS PORTFOLIO 3	0	10.709	10.709
**D	OLD MUTUAL COMPASS PORTFOLIO 4	0	43.503	43.503
**D	OLD MUTUAL COMPASS PORTFOLIO 5	0	10.562	10.562
**D	OLD MUTUAL GENERATION 3:4 UK LIMITED	0	12.600	12.600
**D	OLD MUTUAL GENERATION 5 UK LIMITED2	0	2.478	2.478
**D	OLD MUTUAL GLOBAL INVESTORS	0	94.189	94.189
**D	OLD MUTUAL INVESTMENT FUNDS SERIES III	0	16.817	16.817
**D	PANAGORA ASSET MANAGEMENT INC.	0	2.886	2.886
**D	PANAGORA ASSET MANAGEMENT INC. DYNAMIC INTERNATIONAL EQUITY ACWI	0	2.515	2.515
**D	PINEBRIDGE FUND SERIES PINEBRIDGE EUROPE EQUITY FUND	0	480.924	480.924
**D	PM MANAGER FUND SPC-SEGREGATED PORTFOLIO 38	0	75.000	75.000
**D	POINT72 ASSOCIATES LLC - FSEU C/O THE CORPORATION TRUST COMPANY	0	1.021.247	1.021.247
**D	PORTFOLIO CUSTODIAL NOMINEES	0	1.102	1.102
**D	PRINCIPAL MPF EUROPEAN EQUITY FUND	0	311.330	311.330
**D	PRINCIPAL TRUST COMPANY (ASIA LIMITED)	0	237.893	237.893
**D	SDA INTL EQUITY INDEX FD WORLD	0	217.143	217.143
**D	SLIC - EUROPEAN EQUITY GROWTH FUND1	0	377.597	377.597
**D	SLIC - GLOBAL EQUITY INCOME FUND	0	618.840	618.840
**D	SLIC II - STANDARD LIFE INVESTMENTS	0	895.532	895.532
**D	SOCIALLY RESPONSIBLE DEVELOPED MARKETS FUNDAMENTAL INDEX CTF	0	17.640	17.640
**D	STANDARD LIFE ASSURANCE LIMITED	0	18.765.767	18.765.767
**D	STANDARD LIFE WEALTH ACER FUND CITIBANK INTERNATIONAL PLC	0	76.874	76.874
**D	STANDARD LIFE WEALTH FALCON FUND	0	561.647	561.647
**D	STANDARD LIFE WEALTH GLOBAL EQUITY INCOME FUND	0	29.714	29.714
**D	STICHTING ALGEMEEN PENSIOENFONDS	0	331.326	331.326

Azionisti: 3.269 Teste: 22  
 Azionisti in proprio: 14 Azionisti in delega: 3.255

## LISTA ESITO DELLE VOTAZIONE

Oggetto: Bilancio di esercizio al 31 dicembre 2018

## FAVOREVOLI

Badge	Ragione Sociale	Proprio	Delega	Totale
**D	STICHTING MN SERVICES AANDELENFONDS EUROPA	0	770.331	770.331
**D	STICHTING PENSIOENFONDS METAAL	0	5.882.764	5.882.764
**D	STICHTING PENSIOENFONDS METAAL EN TECHNIEK MN SERVICES	0	1.738.011	1.738.011
**D	STICHTING PGM DEPOSITARY	0	16.409.002	16.409.002
**D	THE ABORIGINAL DEVELOPMENT BENEFITS TRUST - ELLERSTON MCB FINANCIAL MANAGEMENT SERVICES	0	2.132	2.132
**D	THE HARBORWALK PRIVATE TRUST - THEINTERNATIONAL EQUITY FUND	0	66.209	66.209
**D	THE NOMURA TRUST AND BANKING CO LTD	0	209.677	209.677
**D	THE NOMURA TRUST AND BANKING CO LTD	0	15.243	15.243
**D	UNITED FOOD + COMMERCIAL WORKERS FOR EMPLOYEES	0	125.600	125.600
**D	VERDIPAPIRFONDET DNB EUROPA	0	51.773	51.773
**D	VERDIPAPIRFONDET DNB GLOBAL IV	0	9.135.134	9.135.134
**D	VERDIPAPIRFONDET DNB GLOBAL INDEKS	0	604.106	604.106
**D	VERDIPAPIRFONDET DNB MILJOINVEST	0	2.201.063	2.201.063
**D	VICTORY CAPITAL INTERNATIONAL COLLECTIVE INVESTMENT TRUST	0	48.320	48.320
**D	VICTORY MARKET NEUTRAL INCOME FUND	0	30.222	30.222
**D	VICTORY RS GLOBAL FUND	0	84.944	84.944
**D	VICTORY RS INTERNATIONAL VIP SERIES	0	526.892	526.892
**D	VICTORY TRIVALENT INTERNATIONAL FUND - CORE EQUITY	0	23.350	23.350
**D	VICTORYSHARES DEVELOPED ENHANCED VOLATILITY WTD INDEX ETF	0	64.044	64.044
**D	VICTORYSHARES INTERNATIONAL HIGHDIV VOLATILITY WTD INDEX ETF	0	91.105	91.105
**D	VICTORYSHARES INTERNATIONAL VOLATILITY WTD INDEX ETF	0	20.371	20.371
**D	WELLINGTON ALTA FUND	0	291.122	291.122
**D	WELLINGTON MANAGEMENT COMPANY LLP	0	878.889	878.889
**D	ZURICH LIFE ASSURANCE PLC	0	2.479.002	2.479.002
**D	MARITIME SUPER	0	242.900	242.900
**D	BOOTHBAY	0	62.835	62.835
**D	THE METHODIST HOSPITAL	0	432.000	432.000
**D	XEROX CORPORATION RETIREMENT & SAVINGS PLAN	0	49.100	49.100
**D	TEACHERS` RETIREMENT SYSTEM OF THE STATE OF ILLINOIS	0	8.910.073	8.910.073
**D	BEAUMONT HEALTH MASTER RETIREMENT TRUST	0	17.348	17.348
**D	HC CAPITAL TRUST - THE INTERNATIONAL EQUITY PORTFOLIO	0	270.985	270.985
**D	HC CAPITAL TRUST- THE INSTITUTIONAL INTERNATIONAL EQUITY PTF	0	1.689.829	1.689.829
**D	HC CAPITAL TRUST - THE ESG GROWTH PORTFOLIO	0	33.828	33.828
**D	HC CAPITAL TRUST- THE CATHOLIC SRI GROWTH PORTFOLIO	0	86.848	86.848
**D	ARKWRIGHT, LLC	0	43.303	43.303
**D	FIDELITY INVESTMENT TRUST: FIDELITY TOTAL INT EQUITY FUND	0	80.000	80.000
**D	FIDELITY RUTLAND SQUARE TRUST II: STRAT ADV FID INTL FUND	0	415.072	415.072
**D	FIDELITY INVESTMENT TRUST: FIDELITY SERIES INTVALUE FUND	0	37.425.029	37.425.029
**D	FIDELITY INVESTMENT TRUST: FIDELITY FLEX INTERNATIONAL FUND	0	30.419	30.419
**D	FIDELITY RUTLAND SQUARETRUST II: STRATEGIC ADVISERS INT F	0	2.396.365	2.396.365
**D	BRUNEI INVESTMENT AGENCY	0	589.173	589.173
**D	INTERNATIONALE KAPITALANLAGESELLSCHAFT MBH FOR ANP INKA	0	21.936	21.936
**D	BARINGS ACTIVE PASSIVE EQUITY DIRECT EAFE LLC	0	3.510	3.510

Azionisti:

3.269

22

Azionisti in proprio:

14

Azionisti in delega:

3.255

ENEL S.p.A.

Assemblea Ordinaria del 16 maggio 2019

16 maggio 2019 19.21.25

LISTA ESITO DELLE VOTAZIONE

Oggetto: Bilancio di esercizio al 31 dicembre 2018

FAVOREVOLI

Badge	Ragione Sociale	Proprio	Delega	Totale
**D	JOHN HANCOCK VARIABLE INSURANCE TRUST UTILITIES TRUST	0	1.083.672	1.083.672
**D	INTERNATIONAL MONETARY FUND	0	347.382	347.382
**D	WELLS FARGO UTILITIES AND HIGH INCOME FUND	0	900.000	900.000
**D	WELLS FARGO GLOBAL DIVIDEND OPPORTUNITY FUND	0	4.000.000	4.000.000
**D	LAUDUS INTERNATIONAL MARKETMASTERS FUND	0	310.892	310.892
**D	SCHWAB INTERNATIONAL EQUITY ETF	0	8.238.369	8.238.369
**D	SCHWAB FUNDAMENTAL INTERNATIONAL LARGE COMPANY INDEX ETF	0	3.976.759	3.976.759
**D	SANFORD C BERNSTEIN FUND INC- TAX MANAGED INTL PTF	0	5.538.710	5.538.710
**D	SANFORD C BERNSTEIN FUND INC- TAX MANAGED INTL PTF	0	171.890	171.890
**D	AB CANADA INTL VALUE EQUITY (CAP-WEIGHTED, UNHEGGED) FUND	0	591.590	591.590
**D	AB TRUST - AB INTERNATIONAL VALUE FUND	0	208.113	208.113
**D	DUPONT PENSION TRUST	0	1.444.512	1.444.512
**D	JOHN HANCOCK ENDURING EQUITY FUND	0	1.834.575	1.834.575
**D	JOHN HANCOCK VAR INS TRUST STRATEGIC EQUITY ALLOCATION TRUST	0	767.991	767.991
**D	JOHN HANCOCK FUNDS II STRATEGIC EQUITY ALLOCATION FUND	0	20.231	20.231
**D	JOHN HANCOCK HEDGED EQUITY AND INCOME FUND	0	1.543.129	1.543.129
**D	PENSION BENEFIT GUARANTY CORPORATION	0	103.525	103.525
**D	US RETIREMENT TRUST	0	500.000	500.000
**D	INTERNATIONALE KAPITAL MBH FOR LH-PRIVATRENTE-AKTIEN	0	11.199	11.199
**D	PUTNAM DYNAMIC RISK ALLOCATION FUND	0	14.703	14.703
**D	PUTNAM VARIABLE TRUST - PUTNAM VT GLOBAL ASSET ALLOCATION F	0	474.957	474.957
**D	PUTNAM DYNAMIC ASSET ALLOCATION GROWTH FUND	0	319.689	319.689
**D	PUTNAM DYNAMIC ASSET ALLOCATION BALANCED FUND	0	101.412	101.412
**D	PUTNAM DYNAMIC ASSET ALLOCATION CONSERVATIVE FUND	0	1.233.633	1.233.633
**D	PUTNAM GLOBAL UTILITIES FUND	0	488.420	488.420
**D	PUTNAM VARIABLE TRUST - PUTNAM VT GLOBAL UTILITIES FUND	0	29.870	29.870
**D	PUTNAM TOTAL RETURN TRUST	0	273.099	273.099
**D	PUTNAM RETIREMENT ADVANTAGE GAA GROWTH PORTFOLIO	0	161.857	161.857
**D	PUTNAM RETIREMENT ADVANTAGE GAA BALANCE PORTFOLIO	0	43.150	43.150
**D	PUTNAM RETIREMENT ADVANTAGE GAA CONSERVATIVE PORTFOLIO	0	42.562	42.562
**D	PUTNAM RETIREMENT ADVANTAGE GAA INCOME STRATEGIES PORTFOLIO	0	81.688	81.688
**D	PUTNAM RETIREMENT ADVANTAGE GAA EQUITY PORTFOLIO	0	16.627	16.627
**D	PUTNAM TOTAL RETURN FUND, LLC	0	32.577	32.577
**D	THE STATE OF NEVADA	0	16.156	16.156
**D	PUTNAM DYNAMIC ASSET ALLOCATION EQUITY FUND	0	1.490.914	1.490.914
**D	INTERNATIONAL PAPER CO COMMINGLED INVESTMENT GROUP TRUST	0	305.190	305.190
**D	BMO DISCIPLINED INTERNATIONAL EQUITY FUND	0	26.916	26.916
**D	LAZARD ASSET MANAGEMENT LLC	0	455.970	455.970
**D	LAZARD RETIREMENT GLOBAL DYNAMIC MULTI ASSET PORTFOLIO	0	50.948	50.948
**D	LAZARD MANAGED EQUITY VOLATILITY PORTFOLIO	0	7.941	7.941
**D	LAZARD INTERNATIONAL EQUITY ADVANTAGE PORTFOLIO	0	56.592	56.592
**D	LAZARD GLOBAL DYNAMIC MULTI ASSET PORTFOLIO	0	5.251	5.251
**D	LAZARD REAL ASSETS AND PRICING OPPORTUNITIES PORTFOLIO	0	79.270	79.270
**D	DEKA INVESTMENT GMBH FOR SFT 3 - FONDS	0		

rss


## LISTA ESITO DELLE VOTAZIONE

Oggetto: Bilancio di esercizio al 31 dicembre 2018

## FAVOREVOLI

Badge	Ragione Sociale	Proprio	Delega	Totale
**D	ALLIANZ GLOBAL INVESTORS GMBH FOR DBI-FONDS SFT 4	0	111.683	111.683
**D	J & J PENSION FUND OFF	0	282.655	282.655
**D	MFS VARIABLE INSURANCE TRUST - MFS UTILITIES SERIES	0	5.281.369	5.281.369
**D	MFS BLENDED RESEARCH INTERNATIONAL EQUITY FUND	0	175.211	175.211
**D	GOLDMAN SACHS TRST II-GOLDMAN SACHS MULTI-MNGR GLOBAL EOI FUND	0	4.749	4.749
**D	GOLDMAN SACHS TRUST- GOLDMAN SACHS GLOBAL MANAGED BETA FUND	0	33.990	33.990
**D	OREGON PUBLIC EMPLOYEES RETIREMENT SYSTEM	0	7.280.216	7.280.216
**D	USAA GLOBAL EQUITY INCOME FUND	0	156.055	156.055
**D	ALLIANZBERNSTEIN GLOBAL RISK ALLOCATION FUND INC	0	10.639	10.639
**D	AB CAP FUND, INC. - AB ALL MARKET INCOME PORTFOLIO	0	24.947	24.947
**D	BERNSTEIN FUND, INC. - INTERNATIONAL STRATEGIC EQUITIES PTF	0	3.322.370	3.322.370
**D	AB COLLECTIVE INVESTMENT TRUST SERIES	0	247.660	247.660
**D	ALLIANZBERNST VAR PROD SER F INC.ALLIANZEB DYN ASSET ALL PTF	0	88.110	88.110
**D	AB VARIABLE PROD SERIES FUND, INC. - AB INT VALUE PORTFOLIO	0	1.285.120	1.285.120
**D	ALLIANZ GLOBAL INVESTORS GMBH FOR DBI-FONDS ANDUS	0	522.289	522.289
**D	JOHN HANCOCK LIFE AND HEALTH INSURANCE COMPANY	0	432.765	432.765
**D	RUSSELL TRUST CO COMMINGLED EMPLOYEE BENEFIT FUNDS TRUST	0	4.077.236	4.077.236
**D	RUSSELL INVESTMENT COMPANY PLC	0	6.005.666	6.005.666
**D	INVESCO V. I. GLOBAL CORE EQUITY FUND	0	315.386	315.386
**D	ALLIANZ GLOBAL INVESTORS GMBH FOR ALLIANZGI-FONDS INDU	0	18.623	18.623
**D	THE MASTER TRUST BK OF JP LTD: HITACHI FOREIGN EQ INDEX MF	0	188.665	188.665
**D	SPDR MSCI WORLD QUALITY MIX FUND	0	1.302	1.302
**D	GMAM GROUP PENSION TRUST III	0	1.116.434	1.116.434
**D	GMAM INVESTMENT FUNDS TRUST	0	770.035	770.035
**D	GMAM GROUP PENSION TRUST II	0	673.593	673.593
**D	IBM RETIREMENT PLAN	0	52.144	52.144
**D	INVESCO INTERNATIONAL CORE EQUITY FUND	0	299.625	299.625
**D	HSBC INKA INVESTMENT AG TGV FOR TGV LH STRATEGY	0	231.737	231.737
**D	ALLIANZ GLOBAL INV GMBH FOR ALLIANZGI-FONDS SFT2	0	121.124	121.124
**D	INSTITUTIONAL RETIREMENT TRUST	0	64.193	64.193
**D	PIMCO VARIABLE INSUR TR-PIMCO GLO MULTI-ASSET MANAGED ALLO PTF	0	45.264	45.264
**D	THORNBERG INVESTMENT INCOME BUILDER FUND	0	35.546.271	35.546.271
**D	THORNBERG BETTER WORLD INTERNATIONAL FUND	0	252.745	252.745
**D	AMERICAN BUREAU OF SHIPPING	0	7.208	7.208
**D	PLYMOUTH COUNTY RETIREMENT ASSOCIATION	0	28.298	28.298
**D	ARIZONA STATE RETIREMENT SYSTEM	0	260.520	260.520
**D	THE MAS TR BK OF JAPAN.LTD.ATF GL BL RK CON FD K(FOR QII ONLY)	0	34.789	34.789
**D	GLOBAL LOW VOLATILITY EQUITY FUND, LLC	0	97.623	97.623
**D	PRINCIPAL GLOBAL INVESTORS COLLECTIVE INV TRUST INT CORE EQ FD	0	33.344	33.344
**D	PRINCIPAL GLOBAL INVESTORS COLLECTIVE INVESTMENT TRUST	0	628.030	628.030
**D	PRINCIPAL GLOBAL INV COLLECTIVE INV TRUST INT GROWTH EQ F	0	116.175	116.175
**D	AB FUND N.V.	0	1.027.752	1.027.752
**D	STRATEGIC ACTIVE TRADING FUNDS PLC	0	119.325	119.325

Pagina 51

Azionisti:  3.269 Teste: 22  
 Azionisti in proprio: 14 Azionisti in delega: 3.255

LISTA ESITO DELLE VOTAZIONE  
Oggetto: Bilancio di esercizio al 31 dicembre 2018

FAVOREVOLI

Badge	Ragione Sociale	Proprio	Delega	Totale
**D	AMERICAN BAR ASSOCIATION MEMBERS/WTC COLLECTIVE TRUST	0	93.600	93.600
**D	AMERICAN CENTURY ETF TRUST - AMERICAN CENT QUALITY DIV INT ETF	0	2.943	2.943
**D	XEROX CANADA EMPLOYEES RETIREMENT PLAN	0	59.000	59.000
**D	JP TR SERV BK LTD ATF MATB MSCI KOKUSAI INDEX MOTHER F	0	41.893	41.893
**D	AXA IM SMART MATCHING SOLUTIONS PUBLIC LIMITED COMPANY	0	76.000	76.000
**D	ALPINE GLOBAL INFRASTRUCTURE FUND	0	232.100	232.100
**D	ANIMA FUNDS PLC	0	2.361.066	2.361.066
**D	THE MASTER TRUST BK OF JP LTD ATF INVESCO OVERSEAS EQ OPEN M	0	11.837	11.837
**D	THE MASTER TRUST BK OF JP RE F RUSSELL INV (JP) INTL EQUITY F	0	167.673	167.673
**D	TOYOTA MOTOR PENSION FUND	0	222.445	222.445
**D	ARCHITAS MULTI-MANAGER GLOBAL FUNDS UNIT TRUST	0	95.830	95.830
**D	ARROWSTREET GLOBAL EQUITY ACWI TRUST FUND	0	221.491	221.491
**D	ARROWSTREET INTERNATIONAL EQUITY EAFE TRUST FUND	0	666.627	666.627
**D	ARROWSTREET INTERNATIONAL EQUITY ACWI EX US TRUST FUND	0	4.720.128	4.720.128
**D	ARROWSTREET INTL EQ ACWI EX US ALPHA EXTENSION TRUST FUND	0	369.829	369.829
**D	AXA INVESTMENT MANAGERS DEUTSCHLAND GMBH FOR AXA EUROPA	0	112.000	112.000
**D	AXA INVESTMENT MANAGERS DEUTSCHLAND GMBH FOR AXA WELT	0	752.359	752.359
**D	AXA ROSENBERG EQUITY ALPHA TRUST	0	50.000	50.000
**D	STATE OF ALASKA RETIREMENT AND BENEFITS PLANS	0	2.462.769	2.462.769
**D	STICHTING BEDRIJFSPENSIOENFONDS VOOR HET BAKKERSBEDRIJF	0	776.224	776.224
**D	DIGNITY HEALTH	0	286.076	286.076
**D	DIGNITY HEALTH RETIREMENT PLAN TRUST	0	441.325	441.325
**D	UNITED TECHNOLOGIES CORPORATION EMPLOYEE SAVINGS PLAN	0	856.824	856.824
**D	BEAR CREEK INC.	0	48.052	48.052
**D	THE WALT DISNEY COMPANY RETIREMENT PLAN MASTER TRUST	0	127.460	127.460
**D	BMO MSCI EAFE INDEX ETF	0	1.075.518	1.075.518
**D	BMO MSCI EAFE VALUE INDEX ETF	0	4.271	4.271
**D	THE MASTER TRUST BK OF JP LTD: RUSSELL GLB ENVIR TECH FUND	0	44.186	44.186
**D	MERCER DIOCESE OF BROOKLYN GROWTH STRATEGY	0	220.401	220.401
**D	MERCER DIOCESE OF BROOKLYN LAY PENSION INVESTMENT TRUST	0	71.400	71.400
**D	BMO UCITS ETF ICAV	0	238.611	238.611
**D	TIAA-CREF FUNDS - ENHANCED INTERNATIONAL EQUITY INDEX FUND	0	3.894.209	3.894.209
**D	COLLEGE RETIREMENT EQUITIES FUND	0	2.182.689	2.182.689
**D	TIAA-CREF SOCIAL CHOICE INTERNATIONAL EQUITY FUND	0	155.952	155.952
**D	MET INVESTOR SERIES TRUST-ALLIANC GLOBAL DYNAMIC ALL PTF	0	687.719	687.719
**D	BRIGHTHOUSE FUNDS TRUST I - SCHRODERS GLOBAL MULTI-ASSET PTF	0	89.223	89.223
**D	BRIGHTHOUSE FUNDS TRUST I - JPMORGAN GBL ACTIVE ALL PORTFOLIO	0	371.877	371.877
**D	PACE ALTERNATIVE STRATEGIES INVESTMENTS	0	687	687
**D	UBS (US) GROUP TRUST	0	370.071	370.071
**D	COMMONFUND SCREENED GLOBAL EQUITY, LLC	0	55.700	55.700
**D	CAPITAL GROUP INTERNATIONAL EQUITY FUND	0	1.947.283	1.947.283
**D	UAW RETIREE MEDICAL BENEFITS TRUST	0	3.633.141	3.633.141
**D	CENTRAL PROVIDENT FUND BOARD	0	209.013	209.013

157

## LISTA ESITO DELLE VOTAZIONE

Oggetto: Bilancio di esercizio al 31 dicembre 2018

## FAVOREVOLI

Badge	Ragione Sociale	Proprio	Delega	Totale
**D	CITY UNIVERSITY OF NEW YORK	0	11.387	11.387
**D	MERITAS INTERNATIONAL EQUITY FUND	0	106.850	106.850
**D	FIDUCIE GLOB DES REGIMES DE RETR DE LA SOC TRANSPORT MONTREAL	0	156.137	156.137
**D	CALVERT IMPACT FUND, INC. - CALVERT GLOBAL ENERGY SOLUTIONS FD	0	110.798	110.798
**D	CALVERT VP RAFE INTERNATIONAL INDEX PORTFOLIO	0	72.788	72.788
**D	CALVERT RESP INX SRS, INC.-CLVRT DVD MKRKS EX-U.S. RSP INX FD	0	77.343	77.343
**D	CAISSE DE DEPOT ET PLACEMENT DU QUEBEC	0	16.597.646	16.597.646
**D	THE REGENTS OF THE UNIVERSITY OF CALIFORNIA	0	5.852.528	5.852.528
**D	MICROSOFT CORPORATION SAVINGS PLUS 401(K) PLAN	0	1.631.189	1.631.189
**D	ALLIANZGI GLOBAL DYNAMIC ALLOCATION LLC	0	16.170	16.170
**D	FIDELITY SELECT GLOBAL EQUITY INSTITUTIONAL TRUST	0	62.612	62.612
**D	FIDELITY SELECT INTERNATIONAL EQUITY INSTITUTIONAL TRUST	0	208.838	208.838
**D	FIDELITY GLOBAL LOW VOLATILITY EQUITY INSTITUTIONAL TRUST	0	134.306	134.306
**D	FIDELITY INTERNATIONAL LOW VOLATILITY EQUI INSTITUTIONAL TRUST	0	21.105	21.105
**D	FIDELITY SELECT GLOBAL PLUS ALL CAP EQUITY INSTIT TRUST	0	33.296	33.296
**D	FIDELITY BALANCED MANAGED RISK PORTFOLIO	0	29.618	29.618
**D	FIDELITY CONSERVATIVE MANAGED RISK PORTFOLIO	0	11.065	11.065
**D	ALLIANZGI BEST STYLES GLOBAL EQUITY FUND	0	291.251	291.251
**D	ALLIANZGI BEST STYLES INTERNATIONAL EQUITY FUND	0	37.048	37.048
**D	ALLIANZGI GLOBAL DYNAMIC ALLOCATION FUND	0	66.773	66.773
**D	ALLIANZGI BEST STYLES GLOBAL MANAGED VOLATILITY PORTFOLIO	0	18.071	18.071
**D	FEG SELECT, LLC	0	256.575	256.575
**D	FEDEX CORPORATION EMPLOYEES PENSION TRUST	0	745.626	745.626
**D	MERCER FFTC NON-US EQUITY INVESTMENT PORTFOLIO LLC	0	152.383	152.383
**D	PARAMETRIC INTERNATIONAL EQUITY FUND	0	218.956	218.956
**D	SOJECCHI II LITEE	0	96.200	96.200
**D	FUNDO DE SEGURANCA SOC GOV. DA REGIAO ADM. ESPECIAL DE MACAU	0	201.248	201.248
**D	EATON VANCE EQUITY HARVEST FUND LLC	0	7.798	7.798
**D	U.S. LEGACY INCOME COMMON TRUST FUND	0	217	217
**D	FRANKLIN TEMPLETON ETF TRUST - FRANKLIN FTSE EUROPE ETF	0	64.976	64.976
**D	FRANKLIN TEMPLETON ETF TRUST - FRANKLIN FTSE ITALY ETF	0	207.990	207.990
**D	FRANKLIN FTSE EUROPE EX U.K. INDEX ETF	0	140.928	140.928
**D	FRANKLIN TEMPLETON ETF TRUST - FRANKLIN FTSE EUROPE HEDGED ETF	0	4.002	4.002
**D	TAX - MANAGED INTERNATIONAL EQUITY PORTFOLIO	0	38.800	38.800
**D	GABELLI UTILITIES FUND	0	270.000	270.000
**D	THE GABELLI DIVIDEND & INCOME TRUST	0	230.000	230.000
**D	HARBOR OVERSEAS FUND	0	152.000	152.000
**D	MERCER GE INTERNATIONAL EQUITY FUND	0	1.926	1.926
**D	ALLIANZ VALEURS DURABLES	0	867.961	867.961
**D	ALLIANZ EPARGNE ACTIONS ISR SOLIDAIRE	0	3.500.000	3.500.000
**D	ALLIANZ ACTIONS' EURO CONVICTIONS	0	160.000	160.000
**D	THE GENERAL MOTORS CANADA HOURLY PLAN TRUST	0	2.600.000	2.600.000
**D		0	37.556	37.556

Azionisti:

3.269

Teste:

22

Azionisti in proprio:

14

Azionisti in delega:

3.255

## LISTA ESITO DELLE VOTAZIONE

Oggetto: Bilancio di esercizio al 31 dicembre 2018

## FAVOREVOLI

Badge	Ragione Sociale	Proprio	Delega	Totale
**D	RUSSELL INVESTMENT COMPANY RUSSELL TAX-MANAGED INTL EQ FUND	0	1.480.690	1.480.690
**D	RUSSELL INVESTMENT COMPANY RUSSELL GLOBAL INFRASTRUCTURE FUND	0	313.686	313.686
**D	RUSSELL INVESTMENT COMPANY MULTIFACTOR INTERNATIONAL EQUITY F	0	531.393	531.393
**D	GMO FUNDS PLC GMO GLOBAL EQUITY ALLOCATION INVESTMENT FUND	0	29.664	29.664
**D	GMO FUNDS PLC GLOBAL REAL RETURN (UCITS) FUND	0	894.689	894.689
**D	MARQUIS INSTITUTIONAL GLOBAL EQUITY PORTFOLIO	0	45.166	45.166
**D	HAND COMPOSITE EMPLOYEE BENEFIT TRUST	0	25.810	25.810
**D	PIMCO BALANCED INCOME FUND (CANADA)	0	27.822	27.822
**D	THE HARTFORD BALANCED FUND	0	219.126	219.126
**D	THE HARTFORD GLOBAL REAL ASSET FUND	0	80.431	80.431
**D	THE HARTFORDGLOBAL ALL- ASSET FUND	0	10.022	10.022
**D	AMERICAN FUNDS INSURANCE SERIES GLOBAL GROWTH AND INCOME FUND	0	2.780.000	2.780.000
**D	AMERICAN FUNDS INSURANCE SERIES CAPITAL INCOME BUILDER	0	1.528.109	1.528.109
**D	ALAMEDA COUNTY EMPLOYEES' RETIREMENT ASSOCIATION	0	5.944.404	5.944.404
**D	ROCHE U.S. RETIREMENT PLANS MASTER TRUST	0	1.599.668	1.599.668
**D	HEALTHONE	0	145.727	145.727
**D	CENTRAL BANK OF TRINIDAD AND TOBAGO	0	580.796	580.796
**D	RUSSELL INVESTMENT COMPANY MULTI-ASSET GROWTH STRATEGY FUND	0	110.314	110.314
**D	GLOBAL MULTI ASSET STRATEGY FUND	0	20.551	20.551
**D	TRANSAMERICA INTERNATIONAL STOCK	0	5.930	5.930
**D	TRANSAMERICA JPMORGAN TACTICAL ALLOCATION VP	0	154.585	154.585
**D	MONY LIFE RETIREMENT INCOME SECURITYPLAN FOR EMPLOYERS	0	25.191	25.191
**D	TIFF INVESTMENT PROGRAM, INC - TIFF MULTI-ASSET FUND	0	163.501	163.501
**D	TRANSAMERICA INTERNATIONAL EQUITY INDEX VP	0	16.100	16.100
**D	LOOMIS SAYLES MULTI-ASSET INCOME FUND	0	10.669	10.669
**D	BMO GLOBAL LOW VOLATILITY EQUITY FUND	0	115.195	115.195
**D	WILLIAM BLAIR SYSTEMATIC INTERNATIONAL LARGE CAP CORE FUND LLC	0	7.173	7.173
**D	WILLIAM BLAIR COLLECTIVE INVESTMENT TRUST	0	792.954	792.954
**D	WILLIAM BLAIR INTERNATIONAL SYSTEMATIC RESEARCH FUND LLC	0	8.315	8.315
**D	WILLIAM BLAIR INTERNATIONAL GROWTH FUND	0	1.549.406	1.549.406
**D	WILLIAM BLAIR INSTITUTIONAL INTERNATIONAL GROWTH FUND	0	1.414.446	1.414.446
**D	BMO ALTERNATIVE STRATEGIES FUND	0	34.227	34.227
**D	ICON INTERNATIONAL EQUITY FUND	0	101.600	101.600
**D	FIRST CHURCH OF CHRIST SCIENTIST	0	32.453	32.453
**D	TANGERINE BALANCED INCOME PORTFOLIO	0	17.039	17.039
**D	TANGERINE BALANCED PORTFOLIO	0	121.640	121.640
**D	TANGERINE BALANCED GROWTH PORTFOLIO	0	114.009	114.009
**D	TANGERINE EQUITY GROWTH PORTFOLIO	0	130.805	130.805
**D	MASSMUTUAL SELECT BLACKROCK GLOBAL ALLOCATION FUND	0	271.957	271.957
**D	LAZARD GLOBAL MANAGED VOLATILITY (CANADA) FUND	0	20.720	20.720
**D	TRANSAMERICA BLACKROCK GLOBAL ALLOCATION VP	0	786.013	786.013
**D	MM MSCI EAFE INTERNATIONAL INDEX FUND	0	133.336	133.336
**D	GMO INVESTMENTS ICAV/ GMO CLIMATE CHANGE INVESTMENT FUND	0	254.627	254.627

Azionisti:  
Azionisti in proprio:3.269    Teste: 22  
14    Azionisti in delega: 3.255

## LISTA ESITO DELLE VOTAZIONE

Oggetto: Bilancio di esercizio al 31 dicembre 2018

## FAVOREVOLI

Badge	Ragione Sociale	Proprio	Delega	Totale
**D	GMO CLIMATE CHANGE FUND	0	325.937	325.937
**D	LAZARD WILMINGTON MANAGED VOLATILITY COLLECTIVE TRUST	0	256.656	256.656
**D	GMO ALPHA ONLY FUND	0	26.409	26.409
**D	GMO INTERNATIONAL EQUITY FUND	0	5.435.799	5.435.799
**D	GMO TAX-MANAGED INTERNATIONAL EQUITIES FUND	0	73.422	73.422
**D	JANUS CAPITAL MANAGEMENT LLC	0	2.088	2.088
**D	RUSSELL INVESTMENT COMPANY II PLC	0	1.232.112	1.232.112
**D	RUSSELL INVESTMENT COMPANY IV PLC	0	829.611	829.611
**D	JOHNSON & JOHNSON PENSION & SAVINGS PLANS MASTER TRUST	0	2.302.747	2.302.747
**D	INVESCO MULTI SERIES FUNDS, LLC- INVESCO GLOBAL TARGETED	0	45.287	45.287
**D	JNL/MELLON CAPITAL MSCI WORLD INDEX FUND	0	70.408	70.408
**D	PENSIONSKASSE JOHNSON & JOHNSON SCHWEIZ	0	943.191	943.191
**D	INTECH GLOBAL ALL COUNTRY ENHANCED INDEX FUND LLC	0	12.714	12.714
**D	SUNAMERICA SERIES TRUST-SA LEGG MASON TACTICAL OPPOR PORTFOLIO	0	1.479	1.479
**D	SEASONS SERIES TRUST SA PUTNAM ASSET ALL DIV GROWTH PTF	0	29.344	29.344
**D	SUNAMERICA SERIES TRUST SA JPMORGAN DV BALANCED PORTFOLIO	0	85.944	85.944
**D	SEASONS SERIES TRUST SA MULTI-MANAGED INT EQUITY PTF	0	80.539	80.539
**D	SUNAMERICA SERIES TRUST- SA BLACKROCK VCP GLO MUL ASSET PTF	0	170.037	170.037
**D	SUNAMERICA SERIES TRUST- SA SCHRODERS VCP GLO ALLOC PORTFOLIO	0	24.644	24.644
**D	SUNAMERICA SERIES TRUST - SA INTERNATIONAL INDEX PORTFOLIO	0	236.784	236.784
**D	RUSSELL COMMON CONTRACTUAL FUND	0	107.826	107.826
**D	OPENWORLD PUBLIC LIMITED COMPANY	0	267.069	267.069
**D	RUSSELL INVESTMENT COMPANY V PLC	0	310.183	310.183
**D	RUSSELL INVESTMENTS INSTITUTIONAL FUNDS PLC	0	46.613	46.613
**D	MULTI-STYLE, MULTI-MANAGER FUNDS PLC	0	45.386	45.386
**D	STATE STREET GLOBAL EQUITY EX-US INDEX PORTFOLIO	0	867.714	867.714
**D	STATE STREET INTERNATIONAL DEVELOPED EQUITY INDEX PORTFOLIO	0	1.867.680	1.867.680
**D	NEBRASKA PUBLIC EMPLOYEES RETIREMENT SYSTEMS	0	2.007.385	2.007.385
**D	DWS EAFE EQUITY INDEX FUND	0	25.575	25.575
**D	INVESCO GLOBAL TARGETED RETURNS FUND	0	8.166	8.166
**D	INVESCO GLOBAL CORE EQUITY FUND	0	3.563.619	3.563.619
**D	KP INTERNATIONAL EQUITY FUND	0	202.128	202.128
**D	KANSAS PUBLIC EMPLOYEES RETIREMENT SYSTEM	0	1.763.988	1.763.988
**D	CAYMAN ISLANDS CHAMBER OF COMMERCE PENSION FUND	0	68.644	68.644
**D	RHUMBLINE INTERNATIONAL POOLED INDEX TRUST	0	109.234	109.234
**D	COUNTY OF LOS ANGELES DEFERRED COMPENSATION AND THRIFT PLAN	0	19.400	19.400
**D	LOS ANGELES COUNTY EMPLOYEES RETIREMENT ASSOCIATION	0	1.459.251	1.459.251
**D	INTERNATIONALE KAPITALANLAGESELLSCHAFT MBH FOR DC ELAND EQ	0	929.872	929.872
**D	LVIP BLACKROCK GLOBAL ALLOCATION FUND	0	436.383	436.383
**D	LVIP FRANKLIN TEMPLETON GLOBAL EQUITY MANAGED VOLATILITY FUND	0	290.192	290.192
**D	LVIP MONDRIAN INTERNATIONAL VALUE FUND	0	5.311.897	5.311.897
**D	LVIP SSGA INTERNATIONAL INDEX FUND	0	1.581.766	1.581.766
**D	SPDR MSCI ACWI IMI ETF	0	27.948	27.948



Assemblea Ordinaria del 16 maggio 2019

16 maggio 2019 19.21.25

## LISTA ESITO DELLE VOTAZIONE

Oggetto: Bilancio di esercizio al 31 dicembre 2018

## FAVOREVOLI

Badge	Ragione Sociale	Proprio	Delega	Totale
**D	SPDR MSCI EAFE STRATEGICFACTORS ETF	0	87.125	87.125
**D	SPDR MSCI WORLD STRATEGICFACTORS ETF	0	1.888	1.888
**D	HARTFORD MULTIFACTOR DEVELOPED MARKETS (EX-US) ETF	0	581.311	581.311
**D	HARTFORD FUNDS MANAGEMENT COMPANY, LLC	0	1.877	1.877
**D	COUNTY OF LOS ANGELES SAVINGS PLAN	0	3.800	3.800
**D	LAZARD GLOBAL INVESTMENT FUNDS PUBLIC LIMITED COMPANY	0	10.657	10.657
**D	ALLIANZBERNSTEIN INTERNATIONAL ALL-COUNTRY PASSIVE SERIES	0	43.279	43.279
**D	AB INTERNATIONAL STRATEGIC EQUITIES SERIES	0	84.170	84.170
**D	ALLIANZBERNSTEIN DELAWARE BUS TR-AB INT STRAT EQ HARV SER T	0	59.600	59.600
**D	MARYLAND STATE RETIREMENT & PENSION SYSTEM	0	2.822.993	2.822.993
**D	RUSSELL INV MULTI-ASSET FACTOR EXPOSURE FUND	0	208.133	208.133
**D	ALLIANZ GLOBAL INVESTORS GMBH FOR CONVEST 21 VL	0	273.462	273.462
**D	ALLIANZ GLOBAL INVESTORS GMBH FOR FONDIS	0	186.435	186.435
**D	ALLIANZ GLOBAL INVESTORS GMBH FOR ALLIANZ AKTIEN EUROPA	0	712.620	712.620
**D	ALLIANZ GLOBAL INVESTORS GMBH FOR ALLIANZ VERM. EUROPA	0	1.703.223	1.703.223
**D	ALLIANZ GLOBAL INVESTORS GMBH FOR PREMIUMMANDAT KONSERVATIV	0	34.458	34.458
**D	ALLIANZ GLOBAL INVESTORS GMBH FOR ALLIANZ STRAT. BALANCE	0	489.528	489.528
**D	ALLIANZ GLOBAL INVESTORS GMBH FOR ALLIANZ STRAT. STABILITÄT	0	52.599	52.599
**D	ALLIANZ GLOBAL INVESTORS GMBH FOR ALLIANZ STRAT. WACHSTUM	0	551.439	551.439
**D	ALLIANZ GLOBAL INVESTORS GMBH FOR ALLIANZ STRAT. WACHSTUM PLUS	0	1.066.578	1.066.578
**D	ALLIANZ GLOBAL INVESTORS GMBH FOR ALLIANZ EUROPAVISION	0	688.333	688.333
**D	ALLIANZ GLOBAL INVESTORS GMBH FOR ALLIANZ FLEXI RENTENFONDS	0	343.970	343.970
**D	THE PRUDENTIAL INSURANCE COMPANY OF AMERICA	0	674.240	674.240
**D	PRUDENTIAL TRUST CO MASTER COMMINGLED INV F FOR TAX EXEMPT TR	0	305.970	305.970
**D	MDPIM INTERNATIONAL EQUITY INDEX POOL	0	62.013	62.013
**D	MDPIM INTERNATIONAL EQUITY POOL	0	2.585.745	2.585.745
**D	MD INTERNATIONAL VALUE FUND	0	284.098	284.098
**D	MERCER INTERNATIONAL EQUITY FUND	0	448.410	448.410
**D	MERCER QIF CCF	0	139.332	139.332
**D	MERCER GLOBAL EQUITY ALL COUNTRY WORLD INDEX FUND	0	3.298.418	3.298.418
**D	MERCER GLOBAL EQUITY FUND	0	4.898.750	4.898.750
**D	MORGAN STANLEY INSTITUTIONAL FUND INC MULTI- ASSET PORTFOLIO	0	69.200	69.200
**D	GTA PANTHER FUND L.P	0	1.728.251	1.728.251
**D	MERCER QIF CCF	0	2.146	2.146
**D	MORGAN STANLEY INSTITUTIONAL FUND TR- GL MULTI-ASSET INC PTF	0	102.789	102.789
**D	LM FUND LP	0	290.749	290.749
**D	MGI FUNDS PLC	0	1.782	1.782
**D	VNL LP	0	13.058	13.058
**D	TMCT, LLC	0	765.065	765.065
**D	TMCT II, LLC	0	3.510	3.510
**D	MUSASHI SMART PREMIA FUND	0	38.729	38.729
**D		0	55.670	55.670
**D		0	4.501	4.501

Pagina 56

Azionisti: 3.269 Teste: 22  
 Azionisti in proprio: 14 Azionisti in delega: 3.255

## LISTA ESITO DELLE VOTAZIONE

Oggetto: Bilancio di esercizio al 31 dicembre 2018

## FAVOREVOLI

Badge	Ragione Sociale	Proprio	Delega	Totale
**D	BRIGHTHOUSE FUNDS TRUST I - PANAGORA GLOBAL DIV RISK PORTFOLIO	0	10.788	10.788
**D	NUVEEN REAL ASSET INCOME FUND	0	3.143.745	3.143.745
**D	NUVEEN REAL ASSET INCOME AND GROWTH FUND	0	1.183.993	1.183.993
**D	HARTFORD LIFE INSURANCE COMPANY	0	60.057	60.057
**D	NORTHROP GRUMMAN CORPORATION VEBB MASTER TRUST I	0	26.125	26.125
**D	TEXAS MUNICIPAL RETIREMENT SYSTEM	0	1.450.709	1.450.709
**D	NBI CANADIAN FAMILY BUSINESS ETF	0	73.840	73.840
**D	BURROUGHS WELLCOME FUND	0	93.115	93.115
**D	STATE OF NEW JERSEY COMMON PENSION FUND D	0	4.205.775	4.205.775
**D	CAPITAL GUARDIAN TRUST CO STATUTORY	0	3.731.228	3.731.228
**D	CAPITAL GUARDIAN TRUST CO RAS/RECLAIM ELIGIBLE	0	350.101	350.101
**D	ONTARIO TEACHERS PENSION PLAN BOARD	0	3.775.564	3.775.564
**D	NEW SHIPS, INC. PENSION MASTER TRUST	0	460.543	460.543
**D	LAZARD GLOBAL BALANCED INCOME FUND	0	24.481	24.481
**D	LAZARD GLOBAL LOW VOLATILITY FUND	0	35.177	35.177
**D	PIMCO EQUITY SERIES:PIMCO RAFI DYNAMIC MULTI-FACTOR INT EQ ETF	0	25.662	25.662
**D	FIDELITY COVINGTON TRUST: FIDELITY TARGETED INT FACTOR ETF	0	21.435	21.435
**D	COSMOPOLITAN INVESTMENT FUND	0	432.914	432.914
**D	FIDELITY COMMONWEALTH TRUST II:FIDELITY INTE ENHANCED INDEX FD	0	2.136.113	2.136.113
**D	FIDELITY COVINGTON TRUST-FIDELITY INT VALUE FACTOR ETF	0	26.757	26.757
**D	GTA PINEBRIDGE LP	0	337	337
**D	FIDELITY INTERNATIONAL LOW VOLATILITY INDEX ETF	0	17.833	17.833
**D	PIMCO FUNDS GLOBAL INVESTORS SERIES PLC	0	409.552	409.552
**D	PIMCO RAE FUNDAMENTAL INTERNATIONAL FUND LLC	0	955.462	955.462
**D	PIMCO EQUITY SERIES: PIMCO DIVIDEND AND INCOME FUND	0	231.586	231.586
**D	PIMCO EQUITY SERIES: PIMCO RAE FUNDAMENTAL INTERNATIONAL FUND	0	629.987	629.987
**D	PGIM FUNDS PUBLIC LIMITED COMPANY	0	108.506	108.506
**D	PRINCIPAL LIFE INSURANCE COMPANY	0	3.088.058	3.088.058
**D	PRINCIPAL DIVERSIFIED REAL ASSET CIT	0	187.728	187.728
**D	PFM MULTI-MANAGER SERIES TRUST - PFM MULTI-MANAGER INT EQ FD	0	59.808	59.808
**D	ARROWSTREET (CANADA) GLOBAL ALL-COUNTRY FUND I	0	1.993.947	1.993.947
**D	ARROWSTREET (CANADA) GLOBAL ALL-COUNTRY FUND II	0	785.445	785.445
**D	ARROWSTREET (CANADA) INTL DEVELOPED MARKET EX US FUND I	0	172.857	172.857
**D	ARROWSTREET (CANADA) GLOBAL WORLD FUND I	0	358.255	358.255
**D	ARROWSTREET (CANADA) INT DEV MARKET EX US ALPHA EXT FD II	0	171.867	171.867
**D	STICHTING PENSIOENFONDS WERK- EN (RE) INTEGRAATIE	0	1.047.920	1.047.920
**D	PUTNAM WORLD TRUST	0	19.007	19.007
**D	PIMCO GLOBAL MULTI-ASSET FUND	0	28.813	28.813
**D	BMO INVESTMENTS (IRELAND) PLC	0	160.359	160.359
**D	THE UNIVERSITY OF HONG KONG	0	101.301	101.301
**D	RETIREMNT & SEC PROG. & SAVINGS PLN OF NTCA & ITS MBRS MSTR TST	0	56.746	56.746
**D	INTEL CORPORATION RETIREE MEDICAL PLAN TRUST	0	84.567	84.567
**D	ALASKA COMMON TRUST FUND	0	294.068	294.068

Pagina 57

Azionisti:  
Azionisti in proprio:3.269  
14Teste:  
Azionisti in delega:22  
3.255


## LISTA ESITO DELLE VOTAZIONE

Oggetto: Bilancio di esercizio al 31 dicembre 2018

## FAVOREVOLI

Badge	Ragione Sociale	Proprio	Delega	Totale
**D	GREYSTONE CAPITAL MANAGEMENT	0	87.239	87.239
**D	GREYSTONE INTERNATIONAL EQUITY FUND	0	1.862.500	1.862.500
**D	GREYSTONE INTERNATIONAL INCOME AND GROWTH FUND	0	235.900	235.900
**D	GREYSTONE GLOBAL INCOME + GROWTH FUND	0	109.766	109.766
**D	PANAGORA DYNAMIC GLOBAL EQUITY (EX TOBACCO) FUND	0	166.711	166.711
**D	THRIVENT PARTNER WORLDWIDE ALLOCATION FUND	0	223.754	223.754
**D	THRIVENT PARTNER WORLDWIDE ALLOCATION PORTFOLIO	0	460.237	460.237
**D	RUSSELL INVESTMENTS FOCUSED GLOBAL EQUITY POOL	0	59.821	59.821
**D	RUSSELL INVESTMENTS GLOBAL EQUITY POOL	0	72.300	72.300
**D	RUSSELL INVESTMENTS GLOBAL INFRASTRUCTURE POOL	0	784.686	784.686
**D	RUSSELL INVESTMENTS OVERSEAS EQUITY POOL	0	624.070	624.070
**D	RUSSELL INVESTMENTS ESG GLOBAL EQUITY FUND	0	28.660	28.660
**D	RUSSELL INVESTMENTS MULTI-FACTOR INTERNATIONAL EQUITY POOL	0	39.261	39.261
**D	RUSSELL INSTITUTIONAL FUNDS, LLC-RUSSELL INTL EQUITY FUND	0	495.810	495.810
**D	RUSSELL INSTL FUNDS, LLC-RUSSELL MULTI-ASSET CORE PLUS FUND	0	575.748	575.748
**D	RUSSELL INSTL FUNDS, LLC-RUSSELL GLOB LISTED INFRA FUND	0	212.351	212.351
**D	RUSSELL INSTITUTIONAL FUNDS, LLC-RUSSELL GLOB EQ PLUS FUND	0	12.052	12.052
**D	RUSSELL INVESTMENTS OVERSEAS EQUITY FUND	0	338.021	338.021
**D	HONG KONG SPECIAL ADMINISTRATIVE REGION GOVERNMENT-EXCHANGE F	0	3.093.622	3.093.622
**D	GOV OF HM THE SULTAN AND YANG DI-PERTUAN OF BRUNEI DARUSSALAM	0	323.066	323.066
**D	HOME AFFAIRS UNIFORMED SERVICES (INVEST FUND)	0	80.136	80.136
**D	BANK OF KOREA	0	1.505.689	1.505.689
**D	BIMCOR GLOBAL EQUITY POOLED FUND	0	147.944	147.944
**D	GOVERNMENT OF THE PROVINCE OF ALBERTA	0	2.555.200	2.555.200
**D	GOVERNMENT OF THE REPUBLIC OF SINGAPORE	0	65.003	65.003
**D	ASIAN DEVELOPMENT BANK	0	411.072	411.072
**D	DESARDINS DEVEL EX-USA EX-CANADA MULTIF - CONTROLLED VOL ETF	0	26.377	26.377
**D	BANK OF KOREA	0	288.291	288.291
**D	SSGA MSCI ACWI EX-USA INDEX NON-LENDING DAILY TRUST	0	216.142	216.142
**D	STATE STREET IRELAND UNIT TRUST	0	1.391.450	1.391.450
**D	STANDARD LIFE INV GLO ABS RETURN STRAT MASTER FUND LTD.	0	414.418	414.418
**D	GTAAN - SL LP	0	485.781	485.781
**D	SWISS AND GLB ASS MNGM ON BEHALF OF MIGROS AST F - AKTIEN AUS	0	1.300.000	1.300.000
**D	SSGA SPDR ETFS EUROPE I PUBLIC LIMITED COMPANY	0	968.469	968.469
**D	SSGA SPDR ETFS EUROPE II PUBLIC LIMITED COMPANY	0	1.860.437	1.860.437
**D	SIR DAVID TRENCH FUND FOR RECREATION	0	28.266	28.266
**D	SUNSUPER SUPERANNUATION FUND	0	3.884.258	3.884.258
**D	CALIFORNIA PUBLIC EMPLOYEES RETIREMENT SYSTEM	0	31.904.014	31.904.014
**D	ROMAN CATHOLIC BISHOP OF SPRINGFIELD A CORPORATION SOLE	0	8.322	8.322
**D	DELTASHARES S+P INTERNATIONAL MANAGED RISK ETF	0	102.392	102.392
**D	TEACHER RETIREMENT SYSTEM OF TEXAS	0	5.782.355	5.782.355
**D	CALIFORNIA STATE TEACHERS RETIREMENT SYSTEM	0	33.150.607	33.150.607
**D	INTEL RETIREMENT PLANS COLLECTIVE INVESTMENT TRUST	0	710.144	710.144

Azionisti:  
Azionisti in proprio:3.269 Teste:  
14 Azionisti in delega:22  
3.255



Assemblea Ordinaria del 16 maggio 2019

16 maggio 2019 19.21.25

## LISTA ESITO DELLE VOTAZIONI

Oggetto: Bilancio di esercizio al 31 dicembre 2018

## FAVOREVOLI

Badge	Ragione Sociale	Proprio	Delega	Totale
**D	TU-NONQUALIFIED, LLC	0	487.711	487.711
**D	TENNESSEE CONSOLIDATED RETIREMENT SYSTEM	0	8.060.116	8.060.116
**D	TU-QUALIFIED, LLC	0	425.256	425.256
**D	AXA SWISS INSTITUTIONAL FUND - EQUITIES GLOBAL EX SWITZERLAND	0	52.000	52.000
**D	PINEBRIDGE GLOBAL FUNDS	0	105.422	105.422
**D	METZLER ASSET MANAGEMENT GMBH FOR MI-FONDS 415	0	585.160	585.160
**D	UBS (IRL) ETF PLC	0	396.180	396.180
**D	SO CA UFCW UNIONS AND FOOD EMPLOYERS JOINT PENSION TRUST FUND	0	622.524	622.524
**D	UNITED FOOD AND COMM WORKERS INT UNION-INDUSTRY PENSION FUND	0	377.300	377.300
**D	CAPITAL GROUP INTERNATIONAL EQUITY FUND (CANADA)	0	620.725	620.725
**D	CAPITAL GROUP CANADIAN FOCUSED EQUITY FUND (CANADA)	0	116.060	116.060
**D	CAPITAL GROUP CAPITAL INCOME BUILDER (CANADA)	0	34.028	34.028
**D	VANGUARD FTSE DEVELOPED EUROPE ALL CAP INDEX ETF	0	130.773	130.773
**D	VANGUARD FTSE DEVELOPED ALL CAP EX NORTH AMERICA INDEX ETF	0	285.999	285.999
**D	VANGUARD DEVEL ALL-CAP EX NORTH AMERICA EQT IND POOLED FUND	0	21.732	21.732
**D	VANGUARD GLOBAL MINIMUM VOLATILITY ETF	0	2.279	2.279
**D	VANGUARD GLOBAL MOMENTUM FACTOR ETF	0	3.025	3.025
**D	VANGUARD GLOBAL VALUE FACTOR ETF	0	3.810	3.810
**D	VANGUARD FTSE DEVEL EX NTH AMER HIGH DIVIDEND YIELD INDEX ETF	0	7.998	7.998
**D	ALLIANZ GLOBAL INVESTORS GMBH FOR ALLIANZGI-FONDS VDB	0	148.622	148.622
**D	VANGUARD INVESTMENTS II COMMON CONTRACTUAL FUND	0	816.972	816.972
**D	VANGUARD INVESTMENTS COMMON CONTRACTUAL FUND	0	914.664	914.664
**D	VANGUARD FTSE DEVELOPED EUROPE INDEX ETF	0	24.845	24.845
**D	THE WELLINGTON TR COM NATIONAL ASS MULT COLLECT INV F TRUST	0	605.434	605.434
**D	THE WELLINGTON TR CO NAT ASS MULT COMM, ENDURING ASSETS PTF	0	1.214.792	1.214.792
**D	WELLMINGTON TR CO NAT ASS MULT COM TR F TR DAILY END ASS PTF	0	736.421	736.421
**D	THE WELLINGTON TR CO NAT ASS MULT COLLECTIVE INV F TRUST II	0	59.712	59.712
**D	WELLMINGTON TR CO NAT ASS MULT COMM TR FD TR GLB MAN RISK PORT	0	136.139	136.139
**D	WTC NAT ASS MULT COMM TST FUNDS TST GLOB MAN RISK PLUS II PORT	0	341.764	341.764
**D	WELLMINGTON TR CO, NAT ASS MUL COMM TR F TR RISK FACTOR OPP PTF	0	1.001	1.001
**D	WELLS FARGO BK DECL OF TR EST INV FUNDS FOR EMPLOYEE BEN TR	0	281.715	281.715
**D	WELLS FARGO DIVERSIFIED INTERNATIONAL FUND	0	94.000	94.000
**D	WELLS FARGO MASTER TRUST INTERNATIONAL VALUE PORTFOLIO	0	1.706.600	1.706.600
**D	WELLMINGTON COMPOUND GROWTH, L.P.	0	76.655	76.655
**D	WISDOMTREE ISSUER PUBLIC LIMITED COMPANY	0	73.390	73.390
**D	WILMINGTON TRUST COLLECTIVE INVESTMENT TRUST	0	142.250	142.250
**D	DIVERSIFIED MARKETS (2010) POOLED FUND TRUST	0	83.360	83.360
**D	WSIB INVESTMENTS (PUBLIC EQUITIES) POOLED FUND TRUST	0	1.016.100	1.016.100
**D	WISDOMTREE DYNAMIC CURRENCY HEDGED EUROPE EQUITY FUND	0	13.728	13.728
**D	WISDOMTREE DYNAMIC CURRENCY HEDGED INTRNL EQUITY FUND	0	152.335	152.335
**D	WISDOMTREE INTERNATIONAL HIGH DIVIDEND FUND	0	279.055	279.055
**D	WISDOMTREE INTERNATIONAL EQUITY FUND	0	519.831	519.831
**D	WISDOMTREE GLOBAL HIGH DIVIDEND FUND	0	44.062	44.062

Azionisti:  
Azionisti in proprio:3.269 Teste:  
14 Azionisti in delega:22  
3.255

## LISTA ESITO DELLE VOTAZIONE

Oggetto: Bilancio di esercizio al 31 dicembre 2018

## FAVOREVOLI

Badge	Regione Sociale	Proprio	Delega	Totale
**D	WISDOMTREE INTERNATIONAL LARGE CAP DIVIDEND FUND	0	418.014	418.014
**D	WISDOMTREE INTERNATIONAL MULTIFACTOR FUND	0	22.044	22.044
**D	NEW YORK STATE TEACHERS RETIREMENT SYSTEM	0	8.020.869	8.020.869
**D	PENSIENFONDS METAAL OFF	0	158.143	158.143
**D	BMO GLOBAL GROWTH + INCOME FUND	0	690.065	690.065
**D	BMO GLOBAL INFRASTRUCTURE FUND	0	126.328	126.328
**D	BMO INTERNATIONAL EQUITY FUND	0	673.159	673.159
**D	PRUDENTIAL BANK AND TRUST FSB	0	264.356	264.356
**D	PRUDENTIAL RETIREMENT INSURANCE & ANNUITY COMPANY	0	603.829	603.829
**D	VAILLSBURG FUND LLC	0	150.100	150.100
**D	WELLINGTON MANAGEMENT FUNDS (IRELAND) PLC	0	1.355.232	1.355.232
**D	MANULIFE ASSET MANAGEMENT INTERNATIONAL EQUITY INDEX POOLED F	0	323.798	323.798
**D	SS BK AND TRUST COMPANY INV FUNDS FOR TAXEXEMPT RETIREMENT PL	0	34.624.633	34.624.633
**D	SSGA RUSSELL FD GL EX-US INDEX NONLENDING OP COMMON TRUST FUND	0	184.602	184.602
**D	SSGA FTSE RAFI DEVELOPED 1000 INDEX NON-LENDING COMMON TR F	0	133.304	133.304
**D	SS FTSE DEV COMPREHENSIVE FACTOR IND NON-LENDING COMMON TRU F	0	96.134	96.134
**D	STATE STREET SP GLO INFRA INDEX NON-LENDING COMMON TRUST FUND	0	1.265.574	1.265.574
**D	STATE STREET RAFI DEVELOP EX-US INDEX NON-LENDING COMMON TR F	0	41.402	41.402
**D	SSGA ALL COUNTRY W EX-US INTEGR ALPHA SEL NON-LEND COMM TR F	0	48.780	48.780
**D	SSGA MSCI EUROPE SCREENED INDEX NON-LENDING COMMON TR FUND	0	761.403	761.403
**D	MSCI EAFE PROV SCREENED INDEX NON - LENDING COMMON TR FUND	0	150.931	150.931
**D	THE AB PORTFOLIOS - AB ALL MARKET TOTAL RETURN PORTFOLIO	0	69.460	69.460
**D	THE AB PORTFOLIOS - AB CONSERVATIVE WEALTH STRATEGY	0	12.519	12.519
**D	VANGUARD TOTAL WORLD STOCK INDEX FUND	0	2.573.662	2.573.662
**D	VANGUARD DEVELOPED MARKETS INDEX FUND	0	46.976.204	46.976.204
**D	STATE STREET GLOBAL ADVISORS LUXEMBOURG SICAV	0	5.186.215	5.186.215
**D	UBS ETF	0	1.330.600	1.330.600
**D	UBS ETF	0	5.961.632	5.961.632
**D	UBS ETF	0	345.665	345.665
**D	UBS ETF	0	592.177	592.177
**D	UBS ETF	0	222.252	222.252
**D	UBS ETF	0	120.201	120.201
**D	UBS ETF	0	183.073	183.073
**D	UBS ETF	0	66.150	66.150
**D	UBS ETF	0	1.580.647	1.580.647
**D	ISHARES MSCI ACWI ETF	0	2.023.918	2.023.918
**D	ISHARES EUROPE ETF	0	1.576.140	1.576.140
**D	ISHARES EUROPE ETF	0	1.392.336	1.392.336
**D	ISHARES MSCI EAFE ETF	0	1.677.809	1.677.809
**D	ISHARES MSCI EAFE VALUE ETF	0	36.561.268	36.561.268
**D	ISHARES GLOBAL UTILITIES ETF	0	7.136.429	7.136.429
**D	ISHARES MSCI EUROZONE ETF	0	1.084.239	1.084.239
**D	ISHARES MSCI EUROZONE ETF	0	12.641.395	12.641.395

LISTA ESITO DELLE VOTAZIONE  
 Oggetto: Bilancio di esercizio al 31 dicembre 2018

## FAVOREVOLI

Badge	Ragione Sociale	Proprio	Delega	Totale
**D	ISHARES MSCI ITALY ETF	0	6.925.299	6.925.299
**D	ISHARES MSCI KOKUSAI ETF	0	30.366	30.366
**D	ISHARES GLOBAL INFRASTRUCTURE ETF	0	10.466.295	10.466.295
**D	ISHARES INTERNATIONAL SELECT DIVIDEND ETF	0	4.423.664	4.423.664
**D	ISHARES CORE MSCI EAFE ETF	0	31.223.258	31.223.258
**D	ISHARES CORE MSCI TOTAL INTERNATIONAL STOCK ETF	0	4.934.457	4.934.457
**D	ISHARES CORE MSCI INTERNATIONAL DEVELOPED MARKETS ETF	0	590.356	590.356
**D	ISHARES MSCI WORLD ETF	0	120.700	120.700
**D	ISHARES CORE MSCI EAFE IMI INDEX ETF	0	950.942	950.942
**D	ISHARES MSCI EUROPE IMI INDEX ETF	0	176.949	176.949
**D	ISHARES ESG MSCI EAFE INDEX ETF	0	3.037	3.037
**D	ISHARES CORE MSCI EUROPE ETF	0	2.688.949	2.688.949
**D	ISHARES ESG MSCI EAFE ETF	0	492.633	492.633
**D	ISHARES EDGE MSCI INTL VALUE FACTOR ETF	0	393.055	393.055
**D	ISHARES EDGE MSCI INTL SIZE FACTOR ETF	0	1.649	1.649
**D	ISHARES INTERNATIONAL FUNDAMENTAL INDEX ETF	0	103.075	103.075
**D	ISHARES GLOBAL MONTHLY DIVIDEND INDEX ETF (CAD-HEDGED)	0	46.273	46.273
**D	CONNECTICUT GENERAL LIFE INSURANCE COMPANY	0	20.448	20.448
**D	VIRGINIA RETIREMENT SYSTEM	0	5.956	5.956
**D	BLACKROCK CDN MSCI EAFE EQUITY INDEX FUND	0	3.324.759	3.324.759
**D	BLACKROCK CDN WORLD INDEX FUND	0	257.278	257.278
**D	BLACKROCK CDN MSCI EAFE INDEX PLUS FUND	0	63.073	63.073
**D	ISHARES MSCI EAFE INTERNATIONAL INDEX FUND	0	4.517.559	4.517.559
**D	BLACKROCK UTILITY AND INFRASTRUCTURE TRUST	0	2.791.617	2.791.617
**D	ACWI EX-US INDEX MASTER PORTFOLIO OF MASTER INVESTMENT PTF	0	334.534	334.534
**D	TRUST FOR RETIR MED, DENT & LIFE INS ARMY&AIR FORCE BXCH	0	187.655	187.655
**D	THE RETIREMENT ANN PL FOR EMPL OF THE ARMY&AIR FORCE EX SERV	0	419.204	419.204
**D	KAISER PERMANENTE GROUP TRUST	0	1.934.097	1.934.097
**D	KAISER FOUNDATION HOSPITALS	0	620.610	620.610
**D	SSGA INTERNATIONAL STOCK SELECTION FUND	0	39.094	39.094
**D	SANFORD C. BERNSTEIN FUND, INC. - INTERNATIONAL PORTFOLIO	0	2.391.970	2.391.970
**D	IBM 401K PLUS PLAN	0	1.490.904	1.490.904
**D	DEPARTMENT OF STATE LANDS	0	411.979	411.979
**D	GENERAL CONFERENCE CORPORATION OF SEVENTH DAY ADVENTISTS	0	209.240	209.240
**D	COLLEGE RETIREMENT EQUITIES FUND	0	12.521.930	12.521.930
**D	COLLEGE RETIREMENT EQUITIES FUND	0	1.466.232	1.466.232
**D	TIIA-CREF INTERNATIONAL EQUITY INDEX FUND	0	6.676.168	6.676.168
**D	CONAGRA FOODS MASTER PENSION TRUST	0	195.902	195.902
**D	PACE INTERNATIONAL EQUITY INVESTMENTS	0	1.832.957	1.832.957
**D	RUSSELL INVESTMENT COMPANY - RUSSELL INTERN DEVELOPED MKT F	0	3.014.447	3.014.447
**D	RUSSELL INVESTMENT COMPANY RUSSELL GLOBAL EQUITY FUND	0	207.622	207.622
**D	DELUXE CORPORATION MASTER TRUST	0	43.744	43.744
**D	MERCY HEALTH	0	416.074	416.074

Azionisti: 3.269 Teste: 22  
 Azionisti in proprio: 14 Azionisti in delega: 3.255

## LISTA ESITO DELLE VOTAZIONE

Oggetto: Bilancio di esercizio al 31 dicembre 2018

## FAVOREVOLI

Badge	Regione Sociale	Proprio	Delega	Totale
**D	BOSTON RETIREMENT SYSTEM	0	363.060	363.060
**D	VALIC COMPANY I - INTERNATIONAL EQUITIES FUND	0	578.403	578.403
**D	FONDATION LUCIE ET ANDRE CHAGNON	0	231.600	231.600
**D	BRIGHTHOUSE FUNDS TRUST II - METLIFE MSCI EAFE INDEX PTF	0	602.326	602.326
**D	STATE OF MINNESOTA	0	4.484.233	4.484.233
**D	RUSSELL INVESTMENT FUNDS INTERNATIONAL DEVELOPED MARKETS FUND	0	493.663	493.663
**D	TRANSAMERICA INTERNATIONAL GROWTH	0	5.024.000	5.024.000
**D	MERCER NON-US CORE EQUITY FUND	0	2.656.401	2.656.401
**D	TRANSAMERICA GREYSTONE INTERNATIONAL GROWTH VP	0	2.123.800	2.123.800
**D	SPDR MSCI ACWI EX-US ETF	0	635.219	635.219
**D	SPDR S&P GLOBAL INFRASTRUCTURE ETF	0	1.179.026	1.179.026
**D	SPDR S&P WORLD (EX-US) ETF	0	1.718.796	1.718.796
**D	ORANGE COUNTY EMPLOYEES RETIREMENT SYSTEM	0	1.679.300	1.679.300
**D	MORGAN STANLEY INSTITUTIONAL FD TR - GLOBAL STRATEGIST PTF	0	43.782	43.782
**D	MORGAN STANLEY VAR INS FUND, INC. GLOBAL STRATEGIST PORTFOLIO	0	8.222	8.222
**D	STATE OF MONTANA BOARD OF INVESTMENTS	0	120.941	120.941
**D	EUROPE INVESTMENT FUND	0	118.270	118.270
**D	SACRAMENTO COUNTY EMPLOYEES RETIREMENT SYSTEM	0	1.122.600	1.122.600
**D	WELLINGTON DIVERSIFIED INFLATION HEDGES FUND	0	120.021	120.021
**D	MERCY HEALTH RETIREMENT TRUST	0	209.356	209.356
**D	TRUTH INITIATIVE FOUNDATION	0	18.774	18.774
**D	MAJOR LEAGUE BASEBALL PLAYERS PENSION PLAN	0	435.875	435.875
**D	SPDR DJ EURO STOXX 50 ETF	0	6.151.045	6.151.045
**D	INTERNATIONAL ALPHA SELECT COMMON TRUST FUND	0	28.221	28.221
**D	COMMON TRUST ITALY FUND	0	7.029.160	7.029.160
**D	WORLD INDEX OLUS SECURITIES LENDING COMMON TRUST FUND	0	97.557	97.557
**D	ISHARES II PUBLIC LIMITED COMPANY	0	19.438.127	19.438.127
**D	ISHARES PUBLIC LIMITED COMPANY	0	1.895.342	1.895.342
**D	ISHARES V PUBLIC LIMITED COMPANY	0	577.737	577.737
**D	ISHARES III PUBLIC LIMITED COMPANY	0	5.445.415	5.445.415
**D	ISHARES VI PUBLIC LIMITED COMPANY	0	703.856	703.856
**D	ISHARES IV PUBLIC LIMITED COMPANY	0	4.347.469	4.347.469
**D	ISHARES VII PLC	0	17.518.630	17.518.630
**D	ABN AMRO MULTI-MANAGER FUNDS	0	5.484.815	5.484.815
**D	THE ARROWSTREET COMMON CONTRACTUAL FUND	0	2.897.228	2.897.228
**D	BLACKROCK AM DE AG FOR ISHARES EURO STOXX 50 UCITS ETF (DE)	0	20.558.649	20.558.649
**D	BLACKROCK AM DE FOR ISHARES EURO STOXX UCITS ETF (DE)	0	2.855.217	2.855.217
**D	BLACKROCK AM DE FOR ISHS STOXX EUROPE LARGE 200 UCITS ETF (DE)	0	128.398	128.398
**D	BLACKROCK AM DE FOR ISHARES STOXX EUROPE 600 UCITS ETF (DE)	0	5.166.479	5.166.479
**D	ISHARES I INV MIT TGV F ISHS ST EUROPE 600 UTILITIES UCITS ETF	0	10.771.593	10.771.593
**D	NAT WEST+DEP SERV LTD BK PLC AS TRUSTEE O LF PRUL EURO QIS FD	0	253.388	253.388
**D	THE TRUSTEES OF NEW AIRWAYS PENSION SCHEME	0	2.365.210	2.365.210
**D	BLACKROCK AM SCHWEIZ AG OBO BIFS WORLD EX SWITZ EQ INDEX FUND	0	182.891	182.891

Pagina 62

Azionisti: 3.269 Teste: 22  
 Azionisti in proprio: 14 Azionisti in delega: 3.255

## LISTA ESITO DELLE VOTAZIONE

Oggetto: Bilancio di esercizio al 31 dicembre 2018

## FAVOREVOLI

Badge	Ragione Sociale	Proprio	Delega	Totale
**D	PACE INTERNATIONAL EQUITY INVESTMENTS	0	734.478	734.478
**D	MAINSTAY MACKAY INTERNATIONAL OPPORTUNITIES FUND	0	74.796	74.796
**D	PINEBRIDGE GLOBAL DYNAMIC ASSET ALLOCATION FUND LLC	0	1.206	1.206
**D	ARAB BANK FOR ECONOMIC DEVELOPMENT IN AFRICA	0	132.427	132.427
**D	MANAGED PENSION FUNDS LIMITED	0	5.227.433	5.227.433
**D	SCOTTISH WIDOWS OVERSEAS GROWTH INV F ICVC - EURO GROWTH F	0	3.408.831	3.408.831
**D	SCOTTISH WIDOWS OVERSEAS GROWTH INV FUNDS ICVC-GLOBAL GROW F	0	1.288.607	1.288.607
**D	SCOTTISH WIDOWS INV SOLUTIONS F ICVC- EUROPEAN (EX UK) EQ FD	0	2.069.566	2.069.566
**D	FIRSTRAND BANK LIMITED ATF THE INVESTEC WORLDWIDE FLEXIBLE FD	0	17.813	17.813
**D	THE TRUSTEES OF CONOCOPHILLIPS PENSION PLAN	0	121.194	121.194
**D	FAMILY INVESTMENTS CHILD TRUST FUND	0	230.144	230.144
**D	FAMILY INVESTMENTS GLOBAL ICVC FAMILY BALANCED INT FUND	0	167.529	167.529
**D	HSBC AS TRUSTEE FOR SSGA EUROPE EX UK EQUITY TRACKER FUND	0	6.759.275	6.759.275
**D	NATWEST TR+DEP SERV LTD ATO ST. JAMES'S PL GR EURO PROG UT TR	0	1.554.935	1.554.935
**D	NATWEST TRU+DEP SERV LTD ATO ST. JAMES'S PL CONT EURO UN TR	0	1.420.327	1.420.327
**D	NATWEST TRU+DEP SERV LTD ATO ST. JAMES'S PL GL EQ UN TR	0	14.386.712	14.386.712
**D	THE TRUSTEES OF THE GE UK PENSION COMMON INVESTMENT FUND	0	1.372.185	1.372.185
**D	NATWEST TR+DEP SERV LTD ATO ST. JAMES'S PL MULTI ASS UN TR	0	333.111	333.111
**D	NATWEST TR+DEP SERV LTD ATO ST. JAMES'S PL STRAT INC UN TR	0	392.013	392.013
**D	FP RUSSELL INVESTMENTS ICVC-FP RUSSELL INV INT GROWTH ASSTS FD	0	13.247	13.247
**D	THE TRUSTEES OF STAGECOACH GROUP PENSION SCHEME	0	670.100	670.100
**D	OLD MUTUAL INVESTMENT GROUP (PTY) LTD	0	16.431	16.431
**D	OLD MUTUAL LIFE ASSURANCE COMPANY (SOUTH AFRICA) LIMITED	0	89.898	89.898
**D	ARAB AUTHORITY FOR AGRICULTURAL INVESTMENT AND DEVELOPMENT	0	84.517	84.517
**D	ALLIANZ INT INV FDS- ALLIANZ BEST STYLES GLOBAL AC EQUITY FUND	0	72.810	72.810
**D	ALLIANZ UK+EUROPEAN INV FDS-ALLIANZ EUROPEAN EQUITY INCOME FD	0	193.150	193.150
**D	HBOS INTERNATIONAL INV FUNDS ICVC- EUROPEAN FUND	0	1.254.625	1.254.625
**D	HBOS INTERNATIONAL INV FUNDS ICVC- INTERNATIONAL GROWTH FUND	0	2.454.716	2.454.716
**D	AVIVA LIFE PENSIONS UK LIMITED	0	174.000	174.000
**D	ALGEMEEN PENSIOENFONDS VAN CURACAO	0	263.192	263.192
**D	STICHTING PENSIOENFONDS CHEMOURS NEDERLAND	0	56.843	56.843
**D	ES ALLIANCE BERNSTEIN UK OEIC ALL BERN EUR (EX UK) EQ ES F	0	12.953	12.953
**D	THE TRUSTEES OF GOLDMAN SACHS UK RETIREMENT PLAN	0	17.744	17.744
**D	M+G INVESTMENT FUNDS (1)- M+G EUROPEAN INDEX TRACKER FUND	0	122.027	122.027
**D	M+G INVESTMENT FUNDS (1)- M+G GLOBAL THEMES FUND	0	4.551.997	4.551.997
**D	M+G INVESTMENT FUNDS (10) M+G GLOBAL LISTED INFRASTRUCTURE FD	0	580.411	580.411
**D	M+G INVESTMENT FUNDS (4) - M+G SUSTAINABLE MULTI ASSET FUND	0	10.951	10.951
**D	STICHTING PHILIPS PENSIOENFONDS	0	1.121.448	1.121.448
**D	NGAM INV FUNDS U.K. ICVC - DNCA EUROPEAN SEL EQ FUND	0	110.000	110.000
**D	SANDOOQ AL WATAN INVESTMENTS (RESTRICTED) LTD	0	2.185	2.185
**D	VANGUARD INVESTMENTS FUNDS ICVC - VANGUARD GLOBAL EQT INC FUND	0	19.119	19.119
**D	VANGUARD INV FDS ICVC-VANG FTSE DEV WOR LD EX - UK EQT IND FD	0	1.415.791	1.415.791
**D	VANGUARD INV F ICVC-VANGUARD FTSE DEV EUROPE EX-UK EQ INDEX F	0	2.781.124	2.781.124



**LISTA ESITO DELLE VOTAZIONE**  
**Oggetto: Bilancio di esercizio al 31 dicembre 2018**

**FAVOREVOLI**

Badge	Ragione Sociale	Proprio	Delega	Totale
**D	VANGUARD INV FUNDS ICVC-VANGUARD FTSE GLOB ALL CAP IND FUND	0	29.630	29.630
**D	PUBLIC AUTHORITY FOR SOCIAL INSURANCE	0	63.101	63.101
**D	SCOTTISH WIDOWS INV SOL F ICVC- FUNDAMENTAL INDEX GLB EQ F	0	1.701.240	1.701.240
**D	STATE STREET GLOBAL INDEX PLUS TRUST	0	134.062	134.062
**D	RUSSELL INVESTMENTS INTERNATIONAL SHARES FUND	0	299.635	299.635
**D	RUSSELL INVESTMENTS GLOBAL OPPORTUNITIES FUND	0	802.592	802.592
**D	STATE STREET INTERNATIONAL EQUITIES INDEX TRUST	0	273.906	273.906
**D	SPDR S+P WORLD EX AUSTRALIA FUND	0	27.835	27.835
**D	LAZARD GLOBAL MANAGED VOLATILITY FUND	0	148.782	148.782
**D	RUSSELL INVESTMENTS LOW CARBON GLOBAL SHARES FUND	0	61.493	61.493
**D	EMERGENCY SERVICES SUPERANNUATION SCHEME	0	36.355	36.355
**D	FIRST STATE SUPERANNUATION SCHEME	0	172.087	172.087
**D	RUSSELL INVESTMENTS TAX EFFECTIVE GLOBAL SHARES FUND	0	558.238	558.238
**D	RUSSELL INVESTMENTS GLOBAL LISTED INFRASTRUCTRE FUND - HEDGED	0	107.547	107.547
**D	PINEBRIDGE GLOBAL DYNAMIC ASSET ALLOCATION FUND	0	3	3
**D	PINNACLE BNY MELLON GLOBAL INFRASTRUCTURE YIELD FUND	0	54.558	54.558
**D	STATE STREET GLOBAL EQUITY FUND	0	210.383	210.383
**D	STATE STREET LOW CARBON ESG INTERNATIONAL EQUITIES INDEX TRUST	0	12.757	12.757
**D	QSUPER	0	152.681	152.681
**D	AXA IM SUSTAINABLE EQUITY FUND	0	12.000	12.000
**D	PANAGORA DYNAMIC GLOBAL EQUITY FUND	0	186.568	186.568
**D	INTERNATIONAL EQUITIES SECTOR TRUST	0	644.095	644.095
**D	UBS IQ MSCI WORLD EX AUSTRALIA ETHICAL ETF	0	7.716	7.716
**D	UBS IQ MSCI EUROPE ETHICAL ETF	0	10.260	10.260
**D	VFMC INTERNATIONAL EQUITY TRUST 1	0	9.954	9.954
**D	VFMC INTERNATIONAL EQUITY TRUST 2	0	21.151	21.151
**D	BMO GLOBAL LONG/SHORT EQUITY FUND	0	18.268	18.268
**D	ARROWSTREET (CANADA) GLOBAL ALL-COUNTRY ALPHA EXTENSION FUND I	0	280.113	280.113
**D	ARROWSTREET (CANADA) GLOBAL GLOBAL WORLD ALPHA EXTENSION FUND I	0	275.677	275.677
**D	CANADA PENSION PLAN INVESTMENT BOARD	0	20.880	20.880
**D	THE TRUSTEES OF BP PENSION FUND	0	877.574	877.574
**D	ARROWSTREET CAPITAL GLOBAL ALL COUNTRY ALPHA EXTENSION FUND	0	2.654.153	2.654.153
**D	ARROWSTREET ACWI ALPHA EXTENSION FUND III	0	62.129	62.129
**D	PEOPLE'S BANK OF CHINA	0	3.941.814	3.941.814
**D	FLOURISH INVESTMENT CORPORATION	0	3.396.841	3.396.841
**D	PEOPLE'S BANK OF CHINA	0	3.331.993	3.331.993
**D	OMERS ADMINISTRATION CORPORATION FUND	0	2.599.381	2.599.381
**D	GMO BENCHMARK-FREE FUND	0	505.063	505.063
**D	GCA ENHANCED MASTER FUND, LTD.	0	3.519.992	3.519.992
**D	CATHOLIC ENDOWMENT FUND, LP	0	22.589	22.589
**D	SSB - ARROWSTREET GLOBAL MINIMUM VOLATILITY ALPHA EXTENSION TRUST	0	81.713	81.713
**D	ARROWSTREET EAFE ALPHA EXTENSION TRUST	0	369.106	369.106
**D	ARROWSTREET ACQI EX US ALPHA EXTENSION TRUST FUND U	0	23.289	23.289

16P

## LISTA ESITO DELLE VOTAZIONE

Oggetto: Bilancio di esercizio al 31 dicembre 2018

## FAVOREVOLI

Badge	Ragione Sociale	Proprio	Delega	Totale
**D	THORNBURG SUMMIT FUND	0	31.958	31.958
**D	GIM EUROPEAN CAYMAN FUND LIMITED	0	227.461	227.461
**D	TWO SIGMA ABSOLUTE RETURN PORTFOLIO LLC	0	63.400	63.400
**D	TWO SIGMA EQUITY RISK PREMIA PRIFOLIO LLC CORPORATION SERVICE COMPANY	0	536.200	536.200
**D	ALICE A PROIETTI FAMILY TRUST UAD 09/27/13	0	8.141	8.141
**D	THE AVI CHAI FOUNDATION	0	17.780	17.780
**D	AMERGEN CLINTON NUCLEAR POWER PLANT NONQUALIFIED FUND	0	18.431	18.431
**D	ALW 2010 FAMILY TRUST	0	292.081	292.081
**D	MASTER TRUST FOR CERTAIN TAX-QUALIFIED BECHTEL RET PLANS	0	194.733	194.733
**D	DAN BROIDA RESIDUARY TRUST	0	16.285	16.285
**D	CALIFORNIA COMMUNITY FOUNDATION	0	23.100	23.100
**D	CYSTIC FIBROSIS FOUNDATION	0	246.325	246.325
**D	CHURCH OF ENGLAND INVESTMENT FUND FOR PENSIONS	0	150.715	150.715
**D	CULTURAL INSTITUTIONS PENSION PLAN TRUST	0	67.999	67.999
**D	DAUGHTERS OF CHARITY OF ST VINCENT DE PAUL PROV OF THE WEST	0	215.317	215.317
**D	ACORN 1998 TRUST	0	8.411	8.411
**D	EXELON PEACH BOTTOM UNIT 1 QUALIFIED FUND	0	3.743	3.743
**D	EXELON FITZPATRICK QUALIFIED FUND	0	37.719	37.719
**D	EMERSON GLAZER TRUST OF 1989	0	7.625	7.625
**D	FUNDO DE PENSÕES	0	1.033.372	1.033.372
**D	FOLGER LEVIN LLP PROFIT SHARING PLAN AND TRUST	0	5.235	5.235
**D	GANNETT RETIREMENT PLAN MASTER TRUST	0	348.199	348.199
**D	JOSHUA GREEN CORPORATION	0	28.097	28.097
**D	THE GUILFORD GLAZER NON-EXEMPT MARITAL TRUST	0	29.175	29.175
**D	HEWITT ASSOCIATES LLC 401K PLAN TRUST	0	48.898	48.898
**D	HACKENSACK MERIDIAN HEALTH MASTER RETIREMENT TRUST	0	149.800	149.800
**D	JOHN GARDNER PERENCHIO IRREVOCABLE TRUST	0	12.755	12.755
**D	JOHN & TERRYLL LEVIN REVOCABLE TRUST	0	2.770	2.770
**D	JTW TRUST NO. 3 UAD 9/19/02	0	36.195	36.195
**D	JTW TRUST NO. 1 UAD 9/19/02	0	28.500	28.500
**D	JTW TRUST NO. 5 UAD 9/19/02	0	12.716	12.716
**D	JOHCM INTERNATIONAL OPPORTUNITIES FUND	0	18.192	18.192
**D	KARSH LIVING TRUST	0	13.405	13.405
**D	LTW INVESTMENTS LLC	0	93.953	93.953
**D	THE MAIDEN FUND	0	315.746	315.746
**D	ASCENSION HEALTHCARE MASTER PENSION TRUST	0	1.777.665	1.777.665
**D	NATWEST TRU + DEP SER LTD AS TRU OF TM MAS CHAR FOUN INV FD	0	89.795	89.795
**D	NEW CHURCH INVESTMENT FUND	0	10.840	10.840
**D	LEAR TRUST DT 12/20/07	0	11.795	11.795
**D	NOVANT HEALTH INC	0	45.816	45.816
**D	PEPSICO, INC. MASTER TRUST	0	377.712	377.712
**D	RONALD L. AND JOYCE M. NELSON	0	34.020	34.020
**D	SAMFORD UNIVERSITY PENSION PLAN TRUST	0	8.901	8.901

170

LISTA ESITO DELLE VOTAZIONE  
 Oggetto: Bilancio di esercizio al 31 dicembre 2018

## FAVOREVOLI

Badge	Ragione Sociale	Proprio	Delega	Totale
**D	SOLARI LANE TRUST	0	37.355	37.355
**D	S. ROBSON WALTON 1999 CHILDRENS TRUST	0	11.791	11.791
**D	STP NUCLEAR OPERATING COMPANY RETIREMENT TRUST	0	2.893	2.893
**D	THOMAS L. WALTON FAMILY TRUST UAD 03/19/13	0	4.261	4.261
**D	VIRGINIA C. MARS REVOCABLE TRUST DATED AUGUST 6, 1991	0	3.648	3.648
**D	HRW TRUST NO 2 UAD 01/17/03	0	46.269	46.269
**D	HRW TESTAMENTARY TRUST NO. 10	0	57.366	57.366
**D	WRIGLEY RETIREMENT PLAN	0	26.846	26.846
**D	WHEELS COMMON INVESTMENT FUND	0	70.267	70.267
**D	S. ROBSON WALTON 2010 TRUST	0	14.297	14.297
**D	MATT J. WOLLMAN	0	18.339	18.339
**D	EXELON CORPORATION NUCLEAR DECOMMISSION TRUST - NON TAX QUAL	0	4.744	4.744
**D	STEUART L. WALTON FAMILY TRUST UAD 3/19/13	0	11.167	11.167
**D	S. ROBSON WALTON 2009 GRAT NO. 4 ARTICLE II TRUST	0	3.281	3.281
**D	JOHN T WALTON FAMILY TRUST	0	124.531	124.531
**D	USAA MASTER TRUST (PENSION AND RSP)	0	23.065	23.065
**D	BANK OF BOTSWANA	0	95.763	95.763
**D	DOW RETIREMENT GROUP TRUST	0	752.865	752.865
**D	FIREMEN'S ANNUITY & BENEFIT FUND OF CHICAGO	0	40.375	40.375
**D	BAPTIST FOUNDATION OF TEXAS DBA HIGHGROUND ADVISORS	0	326.888	326.888
**D	HSBC - NORTH AMERICA (U.S.) PENSION TRUST	0	361.250	361.250
**D	LINCOLNSHIRE COUNTY COUNCIL PENSION FUND	0	171.408	171.408
**D	MERCY INVESTMENT SERVICES, INC.	0	47.718	47.718
**D	PUBLIC PENSION AGENCY	0	2.332.004	2.332.004
**D	PUBLIC PENSION AGENCY	0	3.784.587	3.784.587
**D	STANISLAUS COUNTY EMPLOYEES' RETIREMENT ASSOCIATION	0	595.900	595.900
**D	STATE OF UTAH, SCHOOL AND INSTITUTIONAL TRUST FUNDS	0	153.000	153.000
**D	MS TR AGREE UN VAR EMPL BEN PL UNIL US INC & ITS SUB & AFF	0	73.048	73.048
**D	THE BOARD OF MANAGEMENT OF THE CHINESE PERMANENT CEMETERIES	0	11.859	11.859
**D	BEAT DRUGS FUND ASSOCIATION	0	10.589	10.589
**D	HONG KONG SAR GOVERNMENT EXCHANGE FUND	0	9.425.027	9.425.027
**D	ATIVO INTERNATIONAL EQUITY FUND LP	0	122.300	122.300
**D	BEL45 CAPITAL PARTNERS, LLC	0	24.366	24.366
**D	BUNTING INTERNATIONAL DEVELOPED EQUITY TE LLC	0	15.453	15.453
**D	CARROLL AVENUE PARTNERS LLC	0	5.208	5.208
**D	CARNELIAN INVESTMENT MANAGEMENT LLC	0	187.992	187.992
**D	CYMI EQUITY LP	0	43.305	43.305
**D	CHCP GLOBAL SECURITIES LP	0	569	569
**D	CHESSE INTERNATIONAL PROPERTIES, LTD.	0	8.385	8.385
**D	CENTERSQUARE INVESTMENT MANAGEMENT LLC	0	6.210	6.210
**D	DELFINCO, LP	0	47.720	47.720
**D	DYNASTY INVEST, LTD	0	16.256	16.256
**D	DFI LP EQUITY (PASSIVE)	0	11.494	11.494

## LISTA ESITO DELLE VOTAZIONE

Oggetto: Bilancio di esercizio al 31 dicembre 2018

## FAVOREVOLI

Badge	Ragione Sociale	Proprio	Delega	Totale
**D	SHY, LLC	0	41.283	41.283
**D	EVA VALLEY MA1 LLC	0	78.377	78.377
**D	FIAM GLOBAL LOW VOLATILITY EQUITY FUND	0	349.022	349.022
**D	FLEURI HOLDINGS LLC	0	12.365	12.365
**D	FS OVERLAY C - PARAMETRIC	0	8.870	8.870
**D	FOURTH AVENUE INVESTMENT COMPANY.	0	44.768	44.768
**D	FIDDLER PARTNERS LLC	0	6.907	6.907
**D	THE BUNTING FAM INT DEVELOPED EQUITY LIMITED LIABILITY CO	0	7.322	7.322
**D	GOLD FAMILY INVESTMENTS LLC	0	49.481	49.481
**D	THE GRAUSTEIN TRUSTS PARTNERSHIP	0	7.509	7.509
**D	INTERNATIONAL EXPATRIATE BENEFIT MASTER TRUST	0	40.488	40.488
**D	HASLAM FAMILY INVESTMENT PARTNERSHIP	0	2.276	2.276
**D	THE HARRY L. BRADLEY JR. TRUSTS MASTER INV PARTNERSHIP LLP	0	76.622	76.622
**D	THE JBUT MASTER INVESTMENT PARTNERSHIP LLP	0	206.969	206.969
**D	NTGI-QM COMMON DAILY EAFE INDEX FUND - NON LENDING	0	958.675	958.675
**D	LSV INTERNATIONAL CONCENTRATED EQUITY FUND, LP	0	1.036.700	1.036.700
**D	LAKE AVENUE INVESTMENTS, LLC	0	339.814	339.814
**D	LEGAL & GENERAL MSCI EAFE FUND, LLC	0	325.805	325.805
**D	ESMOND HARMSWORTH 1998 FAMILY SETTLEMENT	0	23.040	23.040
**D	LEHMAN-STAMM FAMILY PARTNERS LLC	0	3.944	3.944
**D	LSV INTERNATIONAL (AC) VALUE EQUITY FUND, LP	0	2.168.300	2.168.300
**D	LTV GROUP HOLDINGS, LLC	0	205.309	205.309
**D	LUNA LLC	0	8.776	8.776
**D	LSV GLOBAL CV EQUITY FUND, LP	0	122.800	122.800
**D	LOY PARTNERSHIP, LLC	0	69.598	69.598
**D	MF INTERNATIONAL FUND LLC	0	15.300	15.300
**D	MONDRIAN GLOBAL ALL COUNTRIES WORLD EQUITY FUND, L.P.	0	9.732	9.732
**D	MONDRIAN INTERNATIONAL EQUITY ESG FUND L.P.	0	550.192	550.192
**D	MONDRIAN GLOBAL EQUITY ESG FUND LP	0	6.955	6.955
**D	82A HOLDINGS, LLC	0	120.154	120.154
**D	NELKE PARTNERSHIP	0	19.421	19.421
**D	OMEGA FFIP LIMITED PARTNERSHIP	0	33.136	33.136
**D	INTER AMERICAN DEVELOPMENT BANK	0	62.055	62.055
**D	INTER AMERICAN DEVELOPMENT BANK	0	99.555	99.555
**D	PRO-GEN INVESTMENTS LLC	0	5.892	5.892
**D	CINDY SPRINGS, LLC	0	267.135	267.135
**D	ARTSFARE 2005 TRUST NO.2	0	40.305	40.305
**D	NTGI-QM COMMON DAILY ALL COUNWD EX-US INV MKT INDEX F NONLEND	0	225.532	225.532
**D	RDM LIQUID LLC	0	146.024	146.024
**D	RAMI PARTNERS, LLC	0	257.716	257.716
**D	SANFORD C BERN CO DELAW BUS TR BERN TAX-MNG GLB STYLE BL SER	0	189.010	189.010
**D	SANFORD C. BERNSTEIN & CO DBT TAX-MANAGED INT BLEND SER	0	97.005	97.005
**D	SENTINEL INTERNATIONAL FUND	0	17.273	17.273

Pagina 67

Azionisti: 3.269 Teste: 22  
 Azionisti in proprio: 14 Azionisti in delega: 3.255

lfl

LISTA ESITO DELLE VOTAZIONE  
 Oggetto: Bilancio di esercizio al 31 dicembre 2018

## FAVOREVOLI

Badge	Ragione Sociale	Proprio	Delega	Totale
**D	SENTINEL INTERNATIONAL TRUST	0	92.406	92.406
**D	SIM GLOBAL BALANCED TRUST.	0	2.395	2.395
**D	MFC INTERNATIONAL FUND LLC	0	1.486	1.486
**D	SILVER GROWTH FUND, LP	0	11.626	11.626
**D	GLOBAL BOND FUND	0	278.909	278.909
**D	MS FUND LP	0	93.438	93.438
**D	WOO HAY TONG INVESTMENTS LTD	0	115.053	115.053
**D	FCM INTERNATIONAL LLC	0	22.820	22.820
**D	SHIMODA HOLDINGS, LLC	0	26.770	26.770
**D	MALACHITE 35 TRUST	0	18.699	18.699
**D	AVALON PORTFOLIO II, LLC	0	16.409	16.409
**D	FORTRESS INTERNATIONAL EQUITY PARTNERSHIP "C"	0	136.277	136.277
**D	801 INVESTMENTS LLC	0	67.717	67.717
**D	ASCENSION ALPHA FUND, LLC	0	3.090.858	3.090.858
**D	SUSTAINABLE INSIGHT INTERNATIONAL EQUITIES MASTER FUND, LTD	0	59.523	59.523
**D	PZENA INTER EX-US FOCUSED VALUE FD DST, A SER OF PZENA VAL FDS	0	208.843	208.843
**D	PZENA GLOBAL VALUE FUND 2 DST	0	276.127	276.127
**D	K INVESTMENTS SH LIMITED	0	1.230.880	1.230.880
**D	LEGAL & GENERAL MSCI EAFE SL FUND, LLC	0	297.841	297.841
**D	NTGI-OM COMMON DAILY EAFE INDEX FUND - LENDING	0	578.168	578.168
**D	PZENA VALUE TRUST	0	69.530	69.530
**D	NTGI - OM COMM DAILY ALL COUNTRY WD EX-US EQ INDEX F - LEND	0	375.471	375.471
**D	SANFORD C BERN CO DELAW BUS TR BERN GLB STY BL SERIES	0	69.770	69.770
**D	SANFORD C. BERNSTEIN & CO DBT INTERNATIONAL VALUE SERIES	0	266.613	266.613
**D	UNITED NATIONS JOINT STAFF PENSION FUND	0	9.145.337	9.145.337
**D	FOOD & AGRICULTURE ORGANISATION OF THE UNITED NATIONS.	0	212.945	212.945
**D	INTER AMERICAN DEVELOPMENT BANK STAFF RETIREMENT FUND	0	175.097	175.097
**D	INTER AMERICAN DEVELOPMENT BANK STAFF RETIREMENT FUND	0	227.470	227.470
**D	THE PUBLIC INSTITUTION FOR SOCIAL SECURITY	0	310.165	310.165
**D	THE PUBLIC INSTITUTION FOR SOCIAL SECURITY	0	405.428	405.428
**D	THE PUBLIC INSTITUTION FOR SOCIAL SECURITY	0	216.004	216.004
**D	THE PUBLIC INSTITUTION FOR SOCIAL SECURITY	0	610.100	610.100
**D	THE PUBLIC INSTITUTION FOR SOCIAL SECURITY	0	212.035	212.035
**D	SANABIL INTERNATIONAL INVESTMENTS COMPANY	0	174.512	174.512
**D	INTERNATIONAL MONETARY FUND STAFF RETIREMENT PLAN	0	1.037.909	1.037.909
**D	THE PUBLIC INSTITUTION FOR SOCIAL SECURITY	0	254.722	254.722
**D	UNIT NAT RELIEF AND WORKS AG FOR PALEST REF IN THE NEAR EAST	0	115.993	115.993
**D	UNIT NAT RELIEF AND WORKS AG FOR PALEST REF IN THE NEAR EAST	0	35.441	35.441
**D	MONDRIAN INTERNATIONAL EQUITY FUND L.P.	0	19.327.163	19.327.163
**D	MONDRIAN GLOBAL EQUITY FUND, L.P.	0	157.640	157.640
**D	MONDRIAN ALL COUNTRIES WORLD EX-US EQUITY FUND LP	0	4.753.119	4.753.119
**D	NATIONAL COUNCIL FOR SOCIAL SECURITY FUND, P.R.C	0	1.695.457	1.695.457
**D	NGEE-ANN POLYTECHNIC	0	2.188	2.188

173

## LISTA ESITO DELLE VOTAZIONI

Oggetto: Bilancio di esercizio al 31 dicembre 2018

## FAVOREVOLI

Badge	Ragione Sociale	Proprio	Delega	Totale
**D	NATIONAL COUNCIL FOR SOCIAL SECURITY FUND, P.R.C	0	476.755	476.755
**D	FIDELITY HASTINGS STREET TRUST: FIDELITY FUND	0	1.279.700	1.279.700
**D	FIDELITY SALEM STREET TRUST: FIDELITY FLEX INTERN INDEX FUND	0	121.922	121.922
**D	FIDELITY SALEM STREET TRUST FIDELITY SERIES GLOBAL EX U.S. INDEX FUND	0	2.739.284	2.739.284
**D	STELIO HARALAMBOS STEFANOU - GOLDMAN SACHS	0	58.516	58.516
**D	NORTHERN TRUST - FULLY TAXED ACCT	0	12.000	12.000
**D	HAGFORS LIMITED	0	63.787	63.787
**D	STICHTING BLUE SKY LIQUID ASSET FUNDS	0	916.606	916.606
**D	NEW ZEALAND SUPERANNUATION FUND	0	246.362	246.362
**D	ARIA INVESTMENTS TRUST	0	638.356	638.356
**D	MERCER GLOBAL ENHANCED LOW VOLATILITY SHARES FUND	0	390.669	390.669
**D	MERCER OSS TRUST	0	681.741	681.741
**D	OSSH 1 TRUST	0	212.270	212.270
**D	OIC INTERNATIONAL EQUITIES FUND	0	67.985	67.985
**D	IAGAM GLOBAL EQUITY TRUST	0	260.473	260.473
**D	GOVERNMENT EMPLOYEES SUPERANNUATION BOARD	0	341.394	341.394
**D	GOVERNMENT EMPLOYEES SUPERANNUATION BOARD	0	184.552	184.552
**D	LORD MAYORS CHARITABLE FUND	0	6.817	6.817
**D	QUEENSLAND INVESTMENT TRUST NO 2	0	129.931	129.931
**D	AECOM DC RETIREMENT PLANS SMA MASTER TRUST	0	340.805	340.805
**D	AON SAVINGS PLAN TRUST	0	134.854	134.854
**D	BLUE SHIELD OF CALIFORNIA EMPLOYEES` RETIREMENT PLAN	0	182.551	182.551
**D	CALIFORNIA PHYSICIANS SERVICE D/B/A BLUE SHIELD OF CALIFORNIA	0	229.102	229.102
**D	BRISTOL-MYERS SQUIBB COMPANY MASTER RETIREMENT TRUST	0	3.610	3.610
**D	CATERPILLAR INVESTMENT TRUST	0	1.443.919	1.443.919
**D	CATERPILLAR INC MASTER RETIREMENT TRUST	0	2.670.699	2.670.699
**D	CENTURYLINK, INC. DEFINED CONTRIBUTION PLAN MASTER TRUST	0	740.204	740.204
**D	COMBUSTION ENGINEERING 524(G) ASBESTOS PI TRUST	0	23.232	23.232
**D	CATERPILLAR INC. GROUP INSURANCE PLAN TRUST	0	31.814	31.814
**D	CATERPILLAR INC. GROUP INSURANCE PLAN TRUST	0	63.555	63.555
**D	THE NORTHERN TRUST COMPANY SUB-ADVISED COLLECTIVE FUNDS TRUST	0	5.226.570	5.226.570
**D	NORTHERN FUNDS INTERNATIONAL GROWTH EQUITY FUND	0	139.883	139.883
**D	COVENANT HEALTH	0	83.100	83.100
**D	DOMINION RESOURCES INC. MASTER TRUST	0	210.569	210.569
**D	ERIKA J. GLAZER 1985 TRUST	0	25.460	25.460
**D	EMERSON ELECTRIC CO. RETIREMENT MASTER TRUST	0	558.066	558.066
**D	PYRAMIS GROUP TRUST FOR EMPLOYEE BENEFIT PLANS	0	317.975	317.975
**D	FRANCISCAN ALLIANCE, INC.	0	584.492	584.492
**D	FLORIDA COLLEGE SAVINGS PROGRAM	0	84.355	84.355
**D	FORD MOTOR COMPANY DEFINED BENEFIT MASTER TRUST	0	293.476	293.476
**D	THE HEALTH FOUNDATION	0	619.650	619.650
**D	JTW TRUST NO. 4 UAD 9/19/02	0	52.574	52.574
**D	JTW TRUST NO. 2 UAD 9/19/02	0	37.736	37.736

176

LISTA ESITO DELLE VOTAZIONE  
 Oggetto: Bilancio di esercizio al 31 dicembre 2018

## FAVOREVOLI

Badge	Ragione Sociale	Proprio	Delega	Totale
**D	THE TRUSTEES OF THE LEVERHULME TRUST	0	1.570.957	1.570.957
**D	THE TRUSTEES OF THE LEVERHULME TRUST	0	264.913	264.913
**D	THE LEAR FAMILY FOUNDATION	0	5.394	5.394
**D	LOCKHEED MARTIN CORPORATION MASTER RETIREMENT TRUST	0	1.619.379	1.619.379
**D	LSC SAVINGS TRUST	0	123.621	123.621
**D	LSV INTERNATIONAL VALUE EQUITY TRUST	0	2.650.700	2.650.700
**D	MICHIGAN CATHOLIC CONFERENCE MASTER PENSION TRUST	0	35.314	35.314
**D	MARY K MC QUISTON MCCAW	0	22.702	22.702
**D	MICHIGAN CATHOLIC CONFERENCE	0	11.995	11.995
**D	NORTHERN FUNDS - INTERNATIONAL EQUITY INDEX FUND	0	3.117.631	3.117.631
**D	NORTHERN ENGAGE360 FUND	0	51.600	51.600
**D	OLIN PENSION PLANS MASTER RETIREMENT TRUST	0	73.210	73.210
**D	OWENS CORNING DEFINED BENEFIT MASTER TRUST	0	65.709	65.709
**D	MASTER TR AGREE BETWEEN PFIZER INC AND THE NORTHERN TR CO	0	2.767.728	2.767.728
**D	FREEPORIT MINERALS CORPORATION DEFINED BENEFIT MASTER TRUST	0	166.300	166.300
**D	PRESBYTERIAN CHURCH (USA) FOUNDATION	0	63.414	63.414
**D	NORTHERN TRUST GLOBAL INVESTMENTS COLLECTIVE FUNDS TRUST	0	17.346.662	17.346.662
**D	R. BLANE WALTER	0	16.760	16.760
**D	NATIONAL RAILROAD RETIREMENT INVESTMENT TRUST	0	1.378.579	1.378.579
**D	SARASIN ENDOWMENTS FUND	0	2.892.287	2.892.287
**D	VOL EMPL BEN ASS OF THE NON-REPR EMPL OF SOUT CAL EDISON CO	0	24.960	24.960
**D	1999 VOL EMPL BEN ASS NON-REPR EMPL OF SOUT CAL EDISON CO	0	20.321	20.321
**D	SAMFORD UNIVERSITY	0	9.556	9.556
**D	TEXAS CHRISTIAN UNIVERSITY	0	65.322	65.322
**D	TE CONNECTIVITY CORP RET SAVINGS AND INVESTMENT PLAN TRUST	0	128.289	128.289
**D	THE TRUSTEES OF THE HENRY SMITH CHARITY	0	232.491	232.491
**D	TRINITY COLLEGE CAMBRIDGE	0	56.565	56.565
**D	GARRISON PROPERTY AND CASUALTY INSURANCE COMPANY	0	203.990	203.990
**D	HRW TESTAMENTARY TRUST NO 3	0	48.759	48.759
**D	HRW TESTAMENTARY TRUST NO 1	0	70.769	70.769
**D	HRW TRUST NO 1 UAD 01/17/03	0	42.407	42.407
**D	HRW TESTAMENTARY TRUST NO. 11	0	71.064	71.064
**D	W. K. KELLOGG FOUNDATION	0	29.450	29.450
**D	HRW TESTAMENTARY TRUST NO 6	0	38.729	38.729
**D	HRW TESTAMENTARY TRUST NO 4	0	32.492	32.492
**D	HRW TESTAMENTARY TRUST NO. 9	0	46.017	46.017
**D	HRW TESTAMENTARY TRUST NO. 8	0	46.256	46.256
**D	HRW TESTAMENTARY TRUST NO. 7	0	32.139	32.139
**D	HRW TRUST NO 4 UAD 01/17/03	0	87.625	87.625
**D	HRW TESTAMENTARY TRUST NO 5	0	33.778	33.778
**D	HRW TESTAMENTARY TRUST NO. 12	0	32.649	32.649
**D	HRW TRUST NO 3 UAD 01/17/03	0	65.493	65.493
**D		0	39.490	39.490

Pagina 70

Azionisti: 3.269 Teste: 22  
 Azionisti in proprio: 14 Azionisti in delega: 3.255

175

LISTA ESITO DELLE VOTAZIONE  
 Oggetto: Bilancio di esercizio al 31 dicembre 2018

## FAVOREVOLI

Badge	Ragione Sociale	Proprio	Delega	Totale
**D	SARASIN INCOME AND RESERVE FUND	0	89.888	89.888
**D	SARASIN CLIMATE ACTIVE ENDOWMENTS FUND	0	333.596	333.596
**D	GUIDESTONE FUNDS INTERNATIONAL EQUITY FUND	0	2.125.600	2.125.600
**D	AMERICAN HONDA MASTER RETIREMENT TRUST	0	996.483	996.483
**D	CITY OF FRESNO RETIREMENT SYSTEMS	0	321.888	321.888
**D	CHEVRON MASTER PENSION TRUST	0	745.716	745.716
**D	CAMPBELL PENSION PLANS MASTER RETIREMENT TRUST	0	176.434	176.434
**D	CITY OF MILWAUKEE EMPLOYEES RETIREMENT SYSTEM	0	197.552	197.552
**D	CENTURYLINK, INC. DEFINED BENEFIT MASTER TRUST	0	491.346	491.346
**D	PUBLIC EMPLOYEES RETIREMENT ASSOCIATION OF COLORADO	0	8.823.596	8.823.596
**D	CSAA INSURANCE EXCHANGE	0	314.761	314.761
**D	CITY OF AUSTIN EMPLOYEES RETIREMENT SYSTEM	0	9.876	9.876
**D	EMPLOYEES RETIREMENT FUND OF THE CITY OF DALLAS	0	57.920	57.920
**D	DUKE ENERGY CORPORATION MASTER RETIREMENT TRUST	0	310.708	310.708
**D	A. I. DUPONT TESTAMENTARY TRUST	0	175.737	175.737
**D	SPARTAN GROUP TRUST FOR EMPLOYEE BENEFIT PLANS	0	1.570.573	1.570.573
**D	FRESNO COUNTY EMPLOYEES' RETIREMENT ASSOCIATION	0	263.703	263.703
**D	FLORIDA PREPAID COLLEGE PROGRAM	0	652.683	652.683
**D	STICHTING INSTITUUT GAK	0	58.406	58.406
**D	GUIDE STONE FUNDS INTERNATIONAL EQUITY INDEX FUNDS	0	358.493	358.493
**D	GENERAL PENSION AND SOCIAL SECURITY AUTHORITY	0	272.081	272.081
**D	ILLINOIS MUNICIPAL RETIREMENT FUND	0	4.565.193	4.565.193
**D	INVESTMENT MASTER TRUST OF EXELIS INC.	0	350.794	350.794
**D	CIVIL EMPL RET SYS OF THE POLICE DEP OF KANSAS CITY, MISSOURI	0	19.500	19.500
**D	POLICE RETIREMENT SYSTEM OF KANSAS CITY, MISSOURI	0	82.100	82.100
**D	LOS ANGELES CITY EMPLOYEES RETIREMENT SYSTEM	0	2.555.598	2.555.598
**D	CITY OF LOS ANGELES FIRE AND POLICE PENSION PLAN	0	509.630	509.630
**D	MISSOURI LOCAL GOVERNMENT EMPLOYEES RETIREMENT SYSTEM	0	171.800	171.800
**D	MARSH AND MCLENNAN MASTER RETIREMENT TRUST	0	700.219	700.219
**D	NORTH DAKOTA STATE INVESTMENT BOARD	0	2.106.100	2.106.100
**D	OKLAHOMA PUBLIC EMPLOYEES RETIREMENT SYSTEM	0	2.389.923	2.389.923
**D	POLICEMEN'S ANNUITY AND BENEFIT FUND OF CHICAGO	0	89.628	89.628
**D	PZENA VALUE GROUP TRUST	0	26.777	26.777
**D	PZENA VALUE GROUP TRUST	0	409.629	409.629
**D	SCHLUMBERGER GROUP TRUST AGREEMENT	0	1.276.105	1.276.105
**D	SAN MATEO COUNTY EMPLOYEES' RETIREMENT ASSOCIATION	0	1.009.069	1.009.069
**D	FIRE AND POLICE PENSION FUND SAN ANTONIO	0	380.600	380.600
**D	SPRINT MASTER TRUST	0	129.600	129.600
**D	SHRINERS HOSPITALS FOR CHILDREN	0	1.939.332	1.939.332
**D	SALT RIVER PIMA-MARICOPA INDIAN COMMUNITY	0	58.139	58.139
**D	STATE UNIVERSITIES RETIREMENT SYSTEM	0	2.408.376	2.408.376
**D	CITY OF TALLAHASSEE	0	215.410	215.410
**D	TEACHERS'S RETIREMENT SYSTEM OF OKLAHOMA	0	1.405.081	1.405.081

Azionisti: 3.269 Teste: 22  
 Azionisti in proprio: 14 Azionisti in delega: 3.255



## LISTA ESITO DELLE VOTAZIONE

Oggetto: Bilancio di esercizio al 31 dicembre 2018

## FAVOREVOLI

Badge	Ragione Sociale	Proprio	Delega	Totale
**D	UNION PACIFIC CORPORATION MASTER RETIREMENT TRUST	0	804.700	804.700
**D	UTAH STATE RETIREMENT SYSTEMS	0	1.141.067	1.141.067
**D	USAA CASUALTY INSURANCE COMPANY	0	1.392.680	1.392.680
**D	USAA GENERAL INDEMNITY COMPANY	0	427.340	427.340
**D	CATASTROPHE REINSURANCE COMPANY	0	280.370	280.370
**D	VAN ANDEL INSTITUTE	0	59.495	59.495
**D	WILSHIRE INTERNATIONAL EQUITY FUND	0	361.766	361.766
**D	WYOMING RETIREMENT SYSTEM	0	94.845	94.845
**D	FORD MOTOR COMPANY OF CANADA, LIMITED PENSION TRUST	0	44.477	44.477
**D	HSBC GLOBAL EQUITY FUND	0	324.881	324.881
**D	HSBC EUROPEAN FUND	0	115.507	115.507
**D	HSBC INTERNATIONAL EQUITY POOLED FUND	0	614.080	614.080
**D	HALIFAX REGIONAL MUNICIPALITY MASTER TRUST	0	113.218	113.218
**D	IWA - FOREST INDUSTRY PENSION PLAN	0	395.080	395.080
**D	MICHELIN NORTH AMERICA (CANADA) INC. MASTER TRUST	0	3.262	3.262
**D	NAV CANADA PENSION PLAN	0	115.919	115.919
**D	NAV CANADA PENSION PLAN	0	349.839	349.839
**D	OPSEU PENSION PLAN TRUST FUND	0	37.116	37.116
**D	FUTURE FUND BOARD OF GUARDIANS FOR AND OBO FUTURE FUND	0	3.254.611	3.254.611
**D	MRF INVESTMENT COMPANY NO. 2 PTY LTD	0	289.322	289.322
**D	IBM DIVERSIFIED GLOBAL EQUITY FUND	0	496.248	496.248
**D	FRANMOR NOMINEES LTD ACT ICA NOM FOR DAV HAR PRINDLE BRADBURY	0	25.035	25.035
**D	SARASIN GLOBAL DIVIDEND FUND	0	737.538	737.538
**D	DIVERSIFICATION FUND ICVC	0	19.386	19.386
**D	SARASIN GLOBAL DIVIDEND FUND (STERLING HEDGED)	0	550.440	550.440
**D	NATWEST TRUSTEE AND DEP SERV LTD AS TR OF THE EDEN INV FUND	0	68.637	68.637
**D	FRANMOR NOM LTD ACT ICA AS NOM FOR GEO SWITH RODDIS BRADBURY	0	25.034	25.034
**D	THE JUNIPER FUND	0	678.240	678.240
**D	SARASIN GLOBALSAR - STRATEGIC FUND	0	348.150	348.150
**D	SARASIN THEMATIC GLOBAL EQUITY	0	857.265	857.265
**D	THE MAZENER FUND	0	345.804	345.804
**D	NEW IRELAND ASSURANCE COMPANY PLC	0	5.850.296	5.850.296
**D	NATWEST TRUSTEE AND DEP SERV LTD AS TR OF KES STRAT INV FUND	0	44.256	44.256
**D	SARASIN GLOBAL EQUITY REAL RETURN	0	338.000	338.000
**D	SARASIN GLOBAL HIGHER DIV FUND	0	2.620.048	2.620.048
**D	SARASIN THEMATIC GLOBAL EQUITY (STERLING HEDGED)	0	430.394	430.394
**D	SARASIN GLB HIGHER DIVIDEND (GBP HEDGED)	0	836.118	836.118
**D	ELO MUTUAL PENSION INSURANCE COMPANY	0	2.853.801	2.853.801
**D	STICHTING HEINEKEN PENSIOENFONDS	0	371.986	371.986
**D	THE TRUSTESS OF IBM PENSION PLAN	0	143.165	143.165
**D	STICHTING PENSIOENFONDS SAGITTARIUS	0	265.653	265.653
**D	STICHTING PENSIOENFONDS APF	0	722.420	722.420
**D	THE TRUSTEES OF CHEVRON UK PENSION PLAN	0	304.058	304.058

Pagina 72

Azionisti: 3.269 Teste: 22  
 Azionisti in proprio: 14 Azionisti in delega: 3.255

178



LISTA ESITO DELLE VOTAZIONE

Oggetto: Bilancio di esercizio al 31 dicembre 2018

FAVOREVOLI

Badge	Ragione Sociale	Proprio	Delega	Totale
**D	KENT COUNTY COUNCIL SUPERANNUATION FUND	0	1.192.651	1.192.651
**D	THE BOARD OF THE PENSION PROTECTION FUND	0	1.341.301	1.341.301
**D	THE BOARD OF THE PENSION PROTECTION FUND	0	176.695	176.695
**D	SYKEHELPS-OG PENSJONSORDNING FOR LEGER (SOP)	0	13.556	13.556
**D	STICHTING PENSIOENFONDS VAN DE METALEKTRO (PME)	0	3.269.552	3.269.552
**D	TAYSIDE PENSION FUND	0	664.690	664.690
**D	TYNE AND WEAR PENSION FUND	0	532.661	532.661
**D	MERSEYSIDE PENSION FUND	0	1.354.455	1.354.455
**D	HP INVEST COMMON CONTRACTUAL FUND	0	1.487.658	1.487.658
**D	NORTHERN TRUST UCITS COMMON CONTRACTUAL FUND	0	3.671.458	3.671.458
**D	COMMONWEALTH GLOBAL SHARES FUND 3	0	1.589.770	1.589.770
**D	COMMONWEALTH GLOBAL SHARE FUND 30	0	155.312	155.312
**D	COMMONWEALTH GLOBAL SHARE FUND 28	0	125.141	125.141
**D	COLONIAL FIRST STATE INVESTMENT FUND 50	0	435.840	435.840
**D	COMMONWEALTH SHARE FUND 17	0	702.356	702.356
**D	COMMONWEALTH SPECIALIST FUND 13	0	383.054	383.054
**D	COLONIAL FIRST STATE WHOLESALE INDEXED GLOBAL SHARE FUND	0	340.205	340.205
**D	COMMONWEALTH GLOBAL SHARE FUND 29	0	972	972
**D	UNITED SERVICES AUTOMOBILE ASSOCIATION	0	476.220	476.220
**D	MUNICIPAL EMPLOYEES' ANNUITY AND BENEFIT FUND OF CHICAGO	0	186.500	186.500
**D	MUNICIPAL EMPLOYEES' ANNUITY AND BENEFIT FUND OF CHICAGO	0	65.278	65.278
**D	LABORERS' AND RET BOARD EMPL ANNUITY & BENEFIT F OF CHICAGO	0	131.084	131.084
**D	LEGAL & GENERAL FUTURE WORLD CLIMATE CHANGE EQ FACTORS IND FD	0	154.895	154.895
**D	LEGAL & GENERAL GLOBAL EQUITY INDEX FUND	0	32.702	32.702
**D	LEGAL&GENERAL EUROPEAN INDEX TRUST	0	4.750.047	4.750.047
**D	LEGAL & GENERAL INTERNATIONAL INDEX TRUST	0	446.224	446.224
**D	PREMIER GLOBAL INFRASTRUCTRE INCOME FUND	0	150.000	150.000
**D	PZENA VALUE FUNDS PLC	0	475.711	475.711
**D	SARASIN IE GLOBALSAR - DYNAMIC (GBP)	0	1.050.000	1.050.000
**D	SARASIN IE GLOBAL EQUITY OPPORTUNITIES (USD)	0	498.935	498.935
**D	MONDRIAN FUNDS PUBLIC LIMITED COMPANY	0	6.658	6.658
**D	POLAR CAPITAL FUNDS PLC	0	1.264.274	1.264.274
**D	SARASIN IE GLOBALSAR - STRATEGIC (EUR)	0	92.525	92.525
**D	SSGA GROSS ROLL UP UNIT TRUST	0	260.010	260.010
**D	SARASIN IE GLOBALSAR - DYNAMIC (USD)	0	361.600	361.600
**D	SARASIN IE GLOBALSAR - INCOME (GBP)	0	155.000	155.000
**D	SARASIN IE GLOBAL EQUITY OPPORTUNITIES (GBP)	0	974.739	974.739
**D	SARASIN IE GLOBALSAR - STRATEGIC (GBP)	0	101.533	101.533
**D	SARASIN IE GLOBALSAR - STRATEGIC (USD)	0	88.745	88.745
**D	SARASIN IE DIVERSIFIED ENDOWMENTS FUND	0	128.123	128.123
**D	KLEINWORT BENSON INVESTORS INSTITUTIONAL FUND IVAC	0	765.254	765.254
**D	LEGAL & GENERAL ICAV	0	179.990	179.990
**D	NORTHERN TRUST INVESTMENT FUNDS PUBLIC LIMITED COMPANY	0	518.231	518.231

178

LISTA ESITO DELLE VOTAZIONE  
 Oggetto: Bilancio di esercizio al 31 dicembre 2018

## FAVOREVOLI

Badge	Ragione Sociale	Proprio	Delega	Totale
**D	TT INTERNATIONAL FUNDS PLC	0	77.148	77.148
**D	LEGAL & GENERAL FUTURE WORLD ESG DEVELOPED INDEX FUND	0	6.260	6.260
**D	LEGAL & GENERAL AUTHORISED CONTRACTUAL SCHEME	0	467.193	467.193
**D	BLACKROCK AUTHORISED CONTRACTUAL SCHEME I	0	6.631.714	6.631.714
**D	BRITISH COLUMBIA INVESTMENT MANAGEMENT CORPORATION	0	3.238.056	3.238.056
**D	STATE TEACHERS RETIREMENT SYSTEM OF OHIO	0	12.271.345	12.271.345
**D	TOWERS WATSON COMMON CONTRACTUAL FUND	0	8.117.530	8.117.530
**D	BANCO NACIONAL DE PANAMA, ACTING AS TRUSTEE OF THE FIDEICOMISO DE FONDO DE AHORRO DE PANAMA	0	33.823	33.823
**D	LGPS CENTRAL AUTHORISED CONTRACTUAL SCHEME	0	1.866.000	1.866.000
**D	UBS COMMON CONTRACTUAL FUND	0	2.648	2.648
**D	BLACKROCK UCITS CCF	0	199.204	199.204
**D	IF WALES PENSION PARTN (WALES PP) ASSET POOLING ACS UMBRELLA	0	3.073.682	3.073.682
**D	CLEARWATER INTERNATIONAL FUND	0	81.915	81.915
**D	STICHTING BEDRIJFSTAKPENSIOENFONDS VOOR HET LEVENSMIDD	0	311.554	311.554
**D	STICHTING BEDRIJFSTAKPENSIOENFONDS VOOR HET SCHOONMAAK EN GLAZ	0	254.164	254.164
**D	STICHTING BEDRIJFSTAKPENSIOENFONDS ZORGVZERKEKRAARS	0	1.210.130	1.210.130
**D	STICHTING BEDRIJFSTAKPENSIOENFONDS VOOR HET BEROEPSVERVOER OVER DE WEG	0	47.546	47.546
**D	STICHTING DELA DEPOSITARY AND MANAGEMENT	0	430.021	430.021
**D	STICHTING PENSIOENFONDS ING	0	953.820	953.820
**D	ARBEJDSMARKEDETS TILLAEGSPENSION	0	2.699.309	2.699.309
**D	NORTHERN TRUST UCITS FGR FUND	0	1.338.218	1.338.218
**D	ROBECO INSTITUTIONAL UMBRELLA FUND	0	707.277	707.277
**D	STICHTING BEDRIJFSTAKPENSIOENFONDS VOOR DE DETAILHANDEL	0	2.546.711	2.546.711
**D	UNIVEST	0	345.774	345.774
**D	NORTH TR LUX CO I ITS CAP MNGM OF SCHLUM STAFF RET F FCP-SIF	0	1.328.288	1.328.288
**D	IPM UMBRELLA FUND	0	26.809	26.809
**D	MEDIOLANUM GESTIONE FONDI SGR SPA - MED FLESSIBILE FUTURO IT	0	15.000.000	15.000.000
**D	MEDIOLANUM GESTIONE FONDI SGR SPA - MED FLESSIBILE SVILUPPO	0	600.000	600.000
**D	STG PFDS CORP EXPRESS MANDAAT ALLIANCE CAPITA	0	43.957	43.957
**D	STICHTING PENSIOENFONDS PGB UBS- MSCI EUROPE EQUITY PASSIVE	0	3.981.364	3.981.364
**D	STICHTING PENSIOENFONDS PGB UBS- GLOBAL EQUAL WEIGHTED EQUITY	0	190.443	190.443
**D	STICHTING PENSIOENFONDS PGB	0	1.271.182	1.271.182
**D	STG PFDS ACHMEA MANDAAT BLACKROCK	0	405.345	405.345
**D	STICHTING PENSIOENFONDS WOMEN	0	191.797	191.797
**D	ST BEW S.A. BEL. POOLS GLOB.EQ. FACTOR FUND	0	160.923	160.923
**D	STICHTING J.P. ASR ES G INDEXPLUS INST. FONDSSEN INZAKE EUROPA	0	1.106.023	1.106.023
**D	ALLIANZ AZIONI EUROPA	0	470.160	470.160
**D	ALLIANZ AZIONI ITALIA ALL STARS	0	3.450.000	3.450.000
**D	ALLIANZ GLOBAL STRATEGY 15	0	22.539	22.539
**D	ALLIANZ GLOBAL STRATEGY 30	0	29.139	29.139
**D	ALLIANZ GLOBAL STRATEGY 70	0	166.212	166.212
**D	ALLIANZ ITALIA 50 SPECIAL	0	125.000	125.000
**D	CIDEL BANK AND TRUST INC. CIDELPL	0	8.334	8.334

Azionisti: 3.269 Teste: 22  
 Azionisti in proprio: 14 Azionisti in delega: 3.255

## LISTA ESITO DELLE VOTAZIONE

Oggetto: Bilancio di esercizio al 31 dicembre 2018

## FAVOREVOLI

Badge	Ragione Sociale	Proprio	Delega	Totale
**D	CIDEL TRUST COMPANY	0	41.627	41.627
**D	AGF EUROPEAN EQUITY FUND	0	234.016	234.016
**D	AGF GLOBAL REAL ASSETS FUND	0	156.694	156.694
**D	HARMONY OVERSEAS EQUITY POOL	0	44.356	44.356
**D	AGF ALL WORLD TAX ADVANTAGE GROUP LIMITED	0	325.654	325.654
**D	AGF ALL WORLD TAX ADVANTAGE GROUP LIMITED	0	201.218	201.218
**D	AON HEWITT GLOBAL EQUITY FUND	0	175.600	175.600
**D	PENSION PLAN FOR EMPLOYEES OF THE BUSINESS DEVEL.BANK OF CANADA	0	182.900	182.900
**D	SUPPLEMENTAL RETIREMENT PLAN OF THE BUSINESS DEVELOPMENT BANK OF	0	20.700	20.700
**D	THE CANADA LIFE ASSURANCE COMPANY	0	155.065	155.065
**D	COLLEGES OF APPLIED ARTS AND TECHNOLOGY PENSION P	0	1.091.336	1.091.336
**D	CARLETON UNIVERSITY RETIREMENT PLAN	0	213.550	213.550
**D	ONTARIO POWER GENERATION INC .	0	381.380	381.380
**D	ACADIAN GLOBAL ALL COUNTRY MANAGED VOLATILITY FUND TRUST	0	2.963	2.963
**D	THE ROYAL INST FOR THE ADVANCEMENT OF LEARNING MCGILL UNIVERSITY	0	52.195	52.195
**D	RENAISSANCE INTERNATIONAL EQUITY PRIVATE POOL	0	57.854	57.854
**D	THE GREAT-WEST LIFE ASSURANCE COMPANY	0	139.654	139.654
**D	COUNSEL INTERNATIONAL VALUE	0	8.985	8.985
**D	COUNSEL GLOBAL DIVIDEND	0	201.481	201.481
**D	COUNSEL DEFENSIVE GLOBAL EQUITY	0	17.406	17.406
**D	IMPERIAL TOBACCO PENSION INVESTMENT TRUST FUND	0	124.739	124.739
**D	INCO ELECTED MASTER TRUST	0	1.903.348	1.903.348
**D	INVESTORS SUMMA GLOBAL SRI FUND	0	240.000	240.000
**D	INVESTORS GLOBAL INFRASTRUCTURECLASS	0	382.591	382.591
**D	IUOE LOCAL 793 MEMBERS PENSION BENEFITTRUST OF ONTARIO	0	269.666	269.666
**D	LONDON LIFE INSURANCE COMPANY	0	1.776.214	1.776.214
**D	GLOBAL INFRASTRUCTURE EQUITY FUND LONDON CAPITAL	0	153.420	153.420
**D	SYNMETRY COMPREHENSIVE EQUITY FUND	0	237.400	237.400
**D	MACKENZIE GLOBAL CONCENTRATED EQUITY FUND	0	346.681	346.681
**D	MCGILL UNIVERSITY PENSION FUND	0	27.395	27.395
**D	3M CANADA COMPANY MASTER TRUST	0	19.723	19.723
**D	MACKENZIE MAXIMUM DIVERS.ALL WORLD DEVELOPED EX NORTH AMERICA IE	0	10.727	10.727
**D	MACKENZIE INTERNATIONAL EQUITY INDEX ETF	0	7.190	7.190
**D	MACKENZIE MAX DIVERSIFICATION DEVELOPED EUR INDEX ETF	0	2.649	2.649
**D	MACKENZIE MAX DIVERSIFICATION ALL WORLD DEVELOPED IND ETF	0	41.364	41.364
**D	THE GLENORE CANADIAN PENSION FUNDS TRUST-FOREIGN EQUITY FUND	0	222.325	222.325
**D	ONTARIO PENSION BOARD	0	1.127.018	1.127.018
**D	BMO CANADA PENSION PLAN	0	660.780	660.780
**D	PURPOSE INTERNATIONAL DIVIDEND FUND	0	210.570	210.570
**D	CC&L GLOBAL EQUITY FUND	0	60.300	60.300
**D	CC&L Q GROUP GLOBAL EQUITY FUND	0	57.200	57.200
**D	RENAISSANCE GLOBAL EQUITY PRIVATE POOL	0	17.524	17.524
**D	TD EMERALD LOW VOLATILITY ALL WORLD EQUITY POOLED FUND TRUST	0	514.248	514.248

Pagina 75

Azionisti: 3.269 Teste: 22  
 Azionisti in proprio: 14 Azionisti in delega: 3.255

LISTA ESITO DELLE VOTAZIONE  
 Oggetto: Bilancio di esercizio al 31 dicembre 2018

## FAVOREVOLI

Badge	Ragione Sociale	Proprio	Delega	Totale
**D	TD EMERALD INTERNATIONAL EQUITYINDEX FUND	0	1.979.022	1.979.022
**D	TD INTERNATIONAL INDEX FUND	0	322.387	322.387
**D	TD EUROPEAN INDEX FUND	0	61.283	61.283
**D	TD INT STOCK FD-GS TD INTERNATIONAL STOCK FUND	0	898.200	898.200
**D	TD INTERNATIONAL EQUITY INDEX ETF	0	8.509	8.509
**D	PUBLIC SECTOR PENSION INVESTMENT BOARD	0	3.720.497	3.720.497
**D	IMPERIAL INTERNATIONAL EQUITY POOL	0	2.322.900	2.322.900
**D	IMPERIAL INTERNATIONAL EQUITY POOL	0	229.221	229.221
**D	IMPERIAL INTERNATIONAL EQUITY POOL	0	116.866	116.866
**D	IMPERIAL GLOBAL EQUITY INCOME POOL	0	3.411.044	3.411.044
**D	IMPERIAL OVERSEAS EQUITY POOL	0	112.051	112.051
**D	ONTARIO POWER GENERATION INC	0	327.557	327.557
**D	UNIVERSITY OF GUELPH FOREIGN PROPERTY TRUST	0	303.017	303.017
**D	UNIVERSITY OF GUELPH	0	95.600	95.600
**D	FIRST ASSET MORNINGSTAR INTERNATIONAL VALUE INDEX ETF	0	95.060	95.060
**D	THE WAWANESA MUTUAL INSURANCE COMPANY	0	454.157	454.157
**D	WINDWISE MSCI EAFE INDEX NON-LENDING, FUND FOR EXEMPT ORG.	0	362.466	362.466
**D	EMO PRIVATE INTERNATIONAL EQUITY PORTFOLIO	0	2.432.315	2.432.315
**D	CIBC INTERNATIONAL INDEX FUND	0	167.750	167.750
**D	CIBC EUROPEAN INDEX FUND	0	58.048	58.048
**D	CIBC POOLED INTERNATIONAL EQUITY INDEX FUND	0	36.898	36.898
**D	EUROPEAN DIVIDEND GROWTH FUND	0	205.000	205.000
**D	RENAISSANCE GLOBAL VALUE FUND	0	77.079	77.079
**D	ALLIANZ SUISSE - STRATEGY FUND	0	34.707	34.707
**D	PREMIUMMANDAT BALANCE	0	100.339	100.339
**D	ALLIANZ STIFTUNGSFONDS NACHHALTIGKEIT	0	134.568	134.568
**D	ALLIANZ GLOBAL INVESTORS FUND	0	181.704	181.704
**D	RP RENDITE PLUS	0	20.438.000	20.438.000
**D	AXA WORLD FUNDS	0	495.826	495.826
**D	BLACKROCK STRATEGIC FUNDS	0	2.043.580	2.043.580
**D	BLACKROCK GLOBAL INDEX FUNDS	0	134.631	134.631
**D	INDEXIQ	0	433.753	433.753
**D	NEXTAM PARTNERS	0	403.315	403.315
**D	GOLDMAN SACHS FUNDS	0	113.096	113.096
**D	M&G (LUX) INVESTMENT FUNDS 1	0	3.965.457	3.965.457
**D	OSSTAM LUX	0	470.369	470.369
**D	INVESTEC GLOBAL STRATEGY FUND	0	25.114	25.114
**D	GIG EUROPEAN LONG SHORT FUND	0	361.904	361.904
**D	MAN QUALIFYING INVESTOR FUNDS PLC MAN GLG ELS MASTER QIF	0	7.933.575	7.933.575
**D	PENARRUBIA FRAGUAS MARIA AMOR	0	15.332	15.332
7727	DEUTSCHE ASSET MANAGEMENT INVESTMENT GMBH ON BEHALF OF DEUTSCHE DCG EQ	0	81.173	81.173
DE*		0	0	0
			78.159	78.159

Azionisti:  
 Azionisti in proprio: 3.269

Teste:  
 Azionisti in delega: 14

22  
 3.255

Pagina 76

181

LISTA ESITO DELLE VOTAZIONE  
 Oggetto: Bilancio di esercizio al 31 dicembre 2018

## FAVOREVOLI

Badge	Ragione Sociale	Proprio	Delega	Totale
DE*	DWS INTERNATIONAL GMBH, FRANKFURT	0	693.859	693.859
DE*	DWS INVESTMENT GMBH	0	194.793	194.793
DE*	DWS INVESTMENT GMBH ON BEHALF OF DEAM FONDS ZDV	0	119.483	119.483
DE*	DWS INVESTMENT GMBH, FRANKFURT	0	7.201.694	7.201.694
DE*	DWS INVESTMENT S.A., LUXEMBOURG	0	32.334.805	32.334.805
7731	BONAFACCIA FAUSTO	5.868	0	5.868

Totale voti 6.437.423.281

Percentuale votanti % 98,632591

Percentuale Capitale % 63,318835



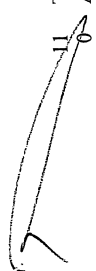
**LISTA ESITO DELLE VOTAZIONE**  
**Oggetto: Bilancio di esercizio al 31 dicembre 2018**

**CONTRARI**

Badge	Ragione Sociale	Proprio	Delega	Totale
6843	MARTELLI MELANIA	0	0	0
DE*	INVESTIMENTI SUD ITALIA SRL	0	1	1
7183	FORTE MARCO	0	1	1
7722	AGOSTINI ANTONIO	0	0	0
**D	ERAFP ACTIONS EUROS 1	0	912.815	912.815
**D	VILLIERS DIVERSIFIE ENP PAM	0	1.735.020	1.735.020
**D	CPR AM	0	1.647.685	1.647.685
**D	FCP VILLIERS ACTIONS EDRAM	0	1.500.000	1.500.000
**D	FCP ERAFP ACTIONS EUROS4 EDRAM	0	11.434.400	11.434.400
**D	ERAFP ACTION EURO III	0	5.300.000	5.300.000
**D	FCP VILLIERS ACTIONS EUROPE SYST AGI	0	1.034.633	1.034.633
**D	FCP VILLIERS DIVERSIFIE AGI	0	1.500.000	1.500.000
7738	D'ATRI GIANFRANCO	0	0	0
DE*	BLOCKCHAIN GOVERNANCE	0	1	1

Totale voti 25.064.556  
 Percentuale votanti % 0,384033  
 Percentuale Capitale % 0,246536

183

Azionisti:  11  
 Azionisti in proprio: 0  
 Azionisti in delega: 11

LISTA ESITO DELLE VOTAZIONE  
 Oggetto: Bilancio di esercizio al 31 dicembre 2018

Badge	Ragione Sociale	Proprio	Delega	Totale
6166	RUIZ BAUTISTA OLAYA CARLOTA	0	10	10
6600	ROTTERS STEPHAN SEBASTIAN	0	0	0
DE*	GRASSROOTS FOUNDATION GMBH	0	10	10
7627	TRICARICO ANTONIO	0	0	0
DE*	RE:COMMON	0	5	5
7639	ORTIZ ORTIZ ANGELICA PATRICIA	0	5	5
7659	TAGLIERI FILIPPO MARIA	0	10	10
7684	GARRI GERARDINO	2	0	2
RL*	D & C GOVERNANCE SRL	1	0	1
7722	AGOSTINI ANTONIO	0	0	0
**D	CHALLENGE FUNDS CHALLENGE ITALIAN EQUITY	0	3.300.000	3.300.000
**D	SANLAM UNIVERSAL FUNDS PLC	0	11.150	11.150
**D	REGARD ACTIONS EURO	0	1.000.000	1.000.000
**D	MEDIOLANUM BEST BRANDS	0	1.308.789	1.308.789
**D	CHALLENGE FUNDS	0	1.707.501	1.707.501
**D	MEDIOLANUM SPEC SICAV-SIF EQUITY INCOME	0	75.000	75.000
**D	CENTRE GLOBAL INFRASTRUCTURE FUND	0	27.200	27.200
**D	CITY OF NEW YORK GROUP TRUST	0	3.240.486	3.240.486
**D	EPSILON SGR - EPSILON MULTIASSET VALORE GLOBALE MARZO 2022	0	49.395	49.395
**D	EPSILON SGR - EPSILON MULTIASSET 3 ANNI MARZO 2020	0	7.733	7.733
**D	EPSILON SGR - MULTIASSET VALORE GLOBALE 09/2021	0	105.047	105.047
**D	EPSILON SGR - EPSILON MULTIASSET 3 ANNI DICEMBRE 2019	0	15.095	15.095
**D	EPSILON SGR - MULTIASSET VALORE GLOBALE 12/2021	0	94.877	94.877
**D	EPSILON SGR - EPSILON QVALUE	0	36.444	36.444
**D	EPSILON SGR - EPSILON QRETURN	0	145.303	145.303
**D	EPSILON SGR - EPSILON DLONGRUN	0	2.028	2.028
**D	EPSILON SGR - EPSILON QEQUITY	0	23.687	23.687
**D	EPSILON SGR - EPSILON ALLOCAZIONE TATTICA SETTEMBRE 2019	0	24.457	24.457
**D	EPSILON SGR - EPSILON ALLOCAZIONE TATTICA GIUGNO 2020	0	31.916	31.916
**D	EPSILON SGR - EPSILON ALLOCAZIONE TATTICA NOVEMBRE 2019	0	15.955	15.955
**D	EPSILON SGR - EPSILON ALLOCAZIONE TATTICA FEBBRAIO 2020	0	35.315	35.315
**D	EPSILON SGR - EPSILON ALLOCAZIONE TATTICA APRILE 2020	0	47.265	47.265
**D	EPSILON SGR - EPSILON FLESSIBILE AZIONI EURO SETTEMBRE 2020	0	204.973	204.973
**D	EPSILON SGR - EPSILON FLESSIBILE AZIONI EURO NOVEMBRE 2020	0	148.905	148.905
**D	EPSILON SGR - EPSILON FLESSIBILE AZIONI EURO FEBBRAIO 2021	0	44.786	44.786
**D	EPSILON SGR - EPSILON FLESSIBILE AZIONI EURO APRILE 2021	0	18.596	18.596
**D	EPSILON SGR - EPSILON FLESSIBILE AZIONI EURO MAGGIO 2020	0	10.059	10.059
**D	EPSILON SGR - EPSILON MULTIASSET VALORE GLOBALE MAGGIO 2022	0	89.491	89.491
**D	EPSILON SGR - EPSILON MULTIASSET 3 ANNI LUGLIO 2020	0	4.984	4.984
**D	EPSILON SGR - EPSILON MULTIASSET VALORE GLOBALE LUGLIO 2022	0	71.325	71.325
**D	EPSILON SGR - EPSILON MULTIASSET VALORE GLOBALE GIUGNO 2021	0	242.606	242.606
**D	EPSILON QRETURN	0	12.916	12.916

Pagina 79

Azionisti: 39 Teste: 7  
 Azionisti in proprio: 2 Azionisti in delega: 37






LISTA ESITO DELLE VOTAZIONE

Oggetto: Bilancio di esercizio al 31 dicembre 2018

ASTENUTI

Badge	Ragione Sociale	Proprio	Delega	Totale
Totale voti	12.153.327			
Percentuale votanti %	0,186210			
Percentuale Capitale %	0,119541			



Azionisti: 39    Teste: 7  
 Azionisti in proprio: 2    Azionisti in delega: 37

LISTA ESITO DELLE VOTAZIONE  
 Oggetto: Bilancio di esercizio al 31 dicembre 2018

## NON VOTANTI

Badge	Ragione Sociale	Proprio	Delega	Totale
7722	AGOSTINI ANTONIO	0	0	0
**D	PRAMERICA SICAV ITALIAN EQUITIES	0	1.800.000	1.800.000
**D	PRAMERICA SICAV EURO EQUITY	0	600.000	600.000
**D	BANCOPOSTA AZ INTERNAZIONALE	0	781.500	781.500
**D	BANCOPOSTA MIX 1	0	221.400	221.400
**D	BANCOPOSTA MIX 2	0	493.400	493.400
**D	BANCOPOSTA MIX 3	0	712.100	712.100
**D	BANCOPOSTA AZIONARIO EURO	0	357.779	357.779
**D	BANCOPOSTA ORIZZONTE REDDITO/BANCOPOSTA FONDI SPA	0	108.464	108.464
**D	INTERFUND SICAV INTERFUND EQUITY ITALY	0	455.000	455.000
**D	FIDEURAM ASSET MANAGEMENT (IRELAND) FONDITALIA EQUITY ITALY	0	11.034.000	11.034.000
**D	AMUNDI SGR SPA / OBBLIGAZIONARIO PIU` A DIS TRIBUZIONE	0	432.960	432.960
**D	AMUNDI SGR SPA / AMUNDI RISPARMIO ITALIA	0	1.782.202	1.782.202
**D	AMUNDI SGR SPA - AMUNDI DIVIDENDO ITALIA	0	1.530.000	1.530.000
**D	AMUNDI SGR SPA - AMUNDI RISPARMIO 2022	0	9.937	9.937
**D	AMUNDI SGR SPA - AMUNDI OBIETTIVO RISPARMIO 2022	0	9.149	9.149
**D	AMUNDI SGR SPA - AMUNDI OBIETTIVO RISPARMIO 2022 DUE	0	8.188	8.188
**D	AMUNDI SGR SPA - AMUNDI OBIETTIVO RISPARMIO 2022 TRE	0	7.668	7.668
**D	AMUNDI SGR SPA - AMUNDI OBIETTIVO RISPARMIO 2022 QUATTRO	0	38.840	38.840
**D	AMUNDI SGR SPA - AMUNDI OBIETTIVO CRESCITA 2022	0	39.467	39.467
**D	AMUNDI SGR SPA - AMUNDI OBIETTIVO CRESCITA 2022 DUE	0	312.000	312.000
**D	FIDEURAM INVESTIMENTI SGR - FIDEURAM ITALIA	0	7.125.000	7.125.000
**D	FIDEURAM INVESTIMENTI SGR - PIANO AZIONI ITALIA	0	1.912.000	1.912.000
**D	FIDEURAM INVESTIMENTI SGR - PIANO BILANCIATO ITALIA 50	0	157.000	157.000
**D	FIDEURAM INVESTIMENTI SGR - PIANO BILANCIATO ITALIA 30	0	764.989	764.989
**D	EURIZON CAPITAL SGR - EURIZON TOP SELECTION DICEMBRE 2022	0	346.471	346.471
**D	EURIZON CAPITAL SGR - EURIZON PIR ITALIA AZIONI	0	380.153	380.153
**D	EURIZON CAPITAL SGR - GLOBAL MULTIASET SELECTION 09/2022	0	104.800	104.800
**D	EURIZON CAPITAL SGR - EURIZON TOP SELECTION GENNAIO 2023	0	121.398	121.398
**D	EURIZON CAPITAL SGR - EURIZON AZIONI ITALIA	0	3.825.865	3.825.865
**D	EURIZON CAPITAL SGR - EURIZON RENDITA	0	104.910	104.910
**D	EURIZON CAPITAL SGR - EURIZON AZIONI AREA EURO	0	193.231	193.231
**D	EURIZON CAPITAL SGR - DEFENSIVE TOP SELECTION 12/2023	0	12.029	12.029
**D	EURIZON CAPITAL SGR - EURIZON TOP SELECTION PRUDENTE 12/23	0	1.617	1.617
**D	EURIZON CAPITAL SGR - TOP SELECTION CRESCITA DICEMBRE 2023	0	7.572	7.572
**D	EURIZON CAPITAL SGR - TOP SELECTION PRUDENTE MARZO 2024	0	3.154	3.154
**D	EURIZON CAPITAL SGR - TOP SELECTION EQUILIBRIO MARZO 2024	0	14.165	14.165
**D	EURIZON CAPITAL SGR - TOP SELECTION CRESCITA MARZO 2024	0	11.810	11.810
**D	EURIZON CAPITAL SGR - DEFENSIVE TOP SELECTION MARZO 2024	0	19.444	19.444
**D	EURIZON CAPITAL SGR - EURIZON MULTIASET TREND 12/2022	0	10.272	10.272
**D	EURIZON CAPITAL SGR - EURIZON TOP SELECTION MAGGIO 2023	0	327.988	327.988
**D	EURIZON CAPITAL SGR - EURIZON TOP SELECTION LUGLIO 2023	0	91.474	91.474
**D	EURIZON CAPITAL SGR - DEFENSIVE TOP SELECTION LUGLIO 2023	0	49.967	49.967

## LISTA ESITO DELLE VOTAZIONE

Oggetto: Bilancio di esercizio al 31 dicembre 2018

## NON VOTANTI

Badge	Ragione Sociale	Proprio	Delega	Totale
**D	EURIZON CAPITAL SGR - EURIZON TOP SELECTION SETTEMBRE 2023	0	66.141	66.141
**D	EURIZON CAPITAL SGR - DEFENSIVE TOP SELECTION OTTOBRE 2023	0	39.345	39.345
**D	EURIZON CAPITAL SGR - EURIZON TOP SELECTION DICEMBRE 2023	0	31.977	31.977
**D	EURIZON CAPITAL SGR - TOP SELECTION PRUDENTE MAGGIO 2024	0	4.278	4.278
**D	EURIZON CAPITAL SGR - TOP SELECTION EQUILIBRIO MAGGIO 2024	0	11.402	11.402
**D	EURIZON CAPITAL SGR - TOP SELECTION CRESCITA MAGGIO 2024	0	15.146	15.146
**D	EURIZON CAPITAL SGR - EURIZON DISCIPLINA GLOBALE MARZO 2024	0	23.476	23.476
**D	EURIZON CAPITAL SGR - EURIZON PROGETTO ITALIA 70	0	3.129.747	3.129.747
**D	EURIZON CAPITAL SGR - EURIZON PROGETTO ITALIA 40	0	3.149.923	3.149.923
**D	EIS PB EQUITY EUR	0	2.389.477	2.389.477
**D	ISE - GLOBAL DIVERSIFIED ALLOCATION - 02/2015	0	1.262.476	1.262.476
**D	EURIZON STARS FUND	0	2.439.721	2.439.721
**D	EUF - FLEXIBLE BETA TOTAL RETURN	0	2.868.553	2.868.553
**D	EIS - EURO EQUITY INSURANCE CAPITAL LIGHT	0	277.386	277.386

Totale voti 52.028.411  
 Percentuale votanti % 0,797166  
 Percentuale Capitale % 0,511754

187

Azionisti:  56 Teste: 1  
 Azionisti in proprio: 0 Azionisti in delega: 56