

Assemblea Ordinaria del 16 maggio 2019ESITO VOTAZIONE

Oggetto : **Autorizzazione all'acquisto e alla disposizione di azioni proprie**

Hanno partecipato alla votazione:

-n° 3.369 azionisti,

portatori di n° 6.526.668.569 azioni ordinarie, tutte ammesse al voto,

pari al 64,196656% del capitale sociale.

Hanno votato:

| | | % su Azioni Ordinarie Ammesse al voto |
|---------------|----------------------|--|
| Favorevoli | 6.410.026.665 | 98,212842 |
| Contrari | 56.676.167 | 0,868378 |
| SubTotale | 6.466.702.832 | 99,081220 |
| Astenuti | 7.937.326 | 0,121614 |
| Non Votanti | 52.028.411 | 0,797166 |
| SubTotale | 59.965.737 | 0,918780 |
| Totale | 6.526.668.569 | 100,000000 |

Ai sensi dell'art. 135-undecies del TUF **non sono computate** ai fini del calcolo della maggioranza e del capitale richiesto per l'approvazione della delibera numero **0** azioni pari al **0,000000%** delle azioni rappresentate in aula.

LISTA ESITO DELLE VOTAZIONE

Oggetto: Autorizzazione all'acquisto e alla disposizione di azioni proprie

FAVOREVOLI

| Badge | Ragione Sociale | Proprio | Delega | Totale |
|-------|---|---------|---------------|---------------|
| 6736 | ROCCHI BARBARA | 0 | 0 | 0 |
| DE* | MINISTERO DELL'ECONOMIA E DELLE FINANZE | 0 | 2.397.856.331 | 2.397.856.331 |
| 6919 | VALENTINI PIERRANGELO | 10.000 | 0 | 10.000 |
| 7311 | PERNETTI PIETRO | 11.000 | 10.732 | 21.732 |
| 7325 | NOTARFONZO ARNALDO | 15.000 | 0 | 15.000 |
| 7500 | BASILE STEFANO | 0 | 0 | 0 |
| DE* | FONDAZIONE ENPAM | 0 | 31.355.063 | 31.355.063 |
| 7535 | CAPELLI RAUL | 2.176 | 0 | 2.176 |
| 7583 | SANCIOLO MAURO | 148 | 0 | 148 |
| 7622 | BUONO FRANCESCO | 2.401 | 0 | 2.401 |
| 7629 | RINELLI DOMENICO | 55.565 | 0 | 55.565 |
| 7634 | COMPUTERSHARE SPA RAPPRESENTANTE DESIGNATO EX ART 135 UNDECIES TUF NELLA PERSONA DI VERONICA CICIRIELLO | 0 | 0 | 1.520 |
| | 1.520 | | | |
| 7648 | RICHARD FABRIZIO | 0 | 0 | 0 |
| DE* | CASSA NAZIONALE DI PREVIDENZA ED ASSISTENZA FORENSE | 0 | 52.417.000 | 52.417.000 |
| 7649 | CAPELLI LUCA | 3.919 | 0 | 3.919 |
| 7657 | ANTONELLI GIUSEPPE | 0 | 11.378 | 11.378 |
| 7674 | DEL GIUDICE MATTEO | 10 | 0 | 10 |
| DE* | HC RENTE | 0 | 73.135 | 73.135 |
| DE* | SIEMENS DC BALANCED | 0 | 23.607 | 23.607 |
| DE* | SIEMENS-FONDS SIEMENS-RENTE | 0 | 1.518.594 | 1.518.594 |
| DE* | SIEMENS-FONDS SPT MM | 0 | 36.515 | 36.515 |
| 7689 | RICCI MARIO | 46.923 | 0 | 46.923 |
| 7722 | AGOSTINI ANTONIO | 0 | 0 | 0 |
| **D | ARCA FONDI SGR - FONDO ARCA AZIONI ITALIA | 0 | 6.000.000 | 6.000.000 |
| **D | GERANA SICAV-SIF, S.A. | 0 | 646.309 | 646.309 |
| **D | FRANKLIN TEMPLETON INVESTMENT FUNDS | 0 | 6.783.327 | 6.783.327 |
| **D | JPMORGAN FUNDS | 0 | 25.585.040 | 25.585.040 |
| **D | JPMORGAN INVESTMENT FUNDS | 0 | 18.385.339 | 18.385.339 |
| **D | T. ROWE PRICE FUNDS SICAV | 0 | 8.123 | 8.123 |
| **D | MORGAN STANLEY INVESTMENT FUNDS | 0 | 78.828 | 78.828 |
| **D | JPMORGAN FUNDS (IRELAND) ICAV | 0 | 4.789 | 4.789 |
| **D | BLACKROCK INDEX SELECTION FUND | 0 | 6.478.280 | 6.478.280 |
| **D | BLACKROCK UCITS FUNDS | 0 | 7.483 | 7.483 |
| **D | SCHRODER INTERNATIONAL SELECTION FUND | 0 | 3.521.685 | 3.521.685 |
| **D | ARK LIFE ASSURANCE COMPANY LIMITED | 0 | 436.294 | 436.294 |
| **D | CAPITAL INTERNATIONAL FUND | 0 | 3.260.464 | 3.260.464 |
| **D | BAYERNINVEST KAPITALVERWALTUNGSGESELLSCH | 0 | 132.522 | 132.522 |
| **D | BELFIUS PENSIONFUNDS | 0 | 349.562 | 349.562 |
| **D | BAYERNINVEST DIVIDENDE FONDS BAYERNINVEST | 0 | 88.044 | 88.044 |
| **D | GENERALI EURO ACTIONS | 0 | 353.000 | 353.000 |
| **D | GENERALI SMART FUNDS SICAV | 0 | 328.430 | 328.430 |
| **D | GENERALI INVESTMENTS SICAV | 0 | 6.283.822 | 6.283.822 |

Azionisti:

Azionisti in proprio: 11

3.152

Azionisti in delega: 18

3.141

Pagina 1

272

LISTA ESITO DELLE VOTAZIONE

Oggetto: Autorizzazione all'acquisto e alla disposizione di azioni proprie

FAVOREVOLI

| Badge | Ragione Sociale | Proprio | Delega | Totale |
|-------|--|---------|-----------|-----------|
| **D | GIP ALTO INTL AZ | 0 | 74.506 | 74.506 |
| **D | ERI BAYERNINVEST FONDS AKTIEN EUROPA | 0 | 314.101 | 314.101 |
| **D | MERRILL LYNCH INTERNATIONAL | 0 | 151.599 | 151.599 |
| **D | RBCISB-PHITRUST ACTIVE INVESTORS EURO ACTIVE INVESTORS FUND | 0 | 19.422 | 19.422 |
| **D | NMM5 GIEP NVN ACCOUNT | 0 | 134.481 | 134.481 |
| **D | NMM5-WIEQ-NVN ACCOUNT | 0 | 33.703 | 33.703 |
| **D | RBC ISB - MMA VIE SA | 0 | 2.580.672 | 2.580.672 |
| **D | COVEA ACTIONS EURO | 0 | 837.290 | 837.290 |
| **D | FONDATION DE PREVOYANCE EN FAVEUR DU PERS. DE DUPONT DE NEMOURS INTERNATIONAL SARL | 0 | 456.490 | 456.490 |
| **D | BAYERNINVEST KAPITALVERWALTUNGSGESELLSCHAFT MBH | 0 | 7.111.377 | 7.111.377 |
| **D | BERNISCHE PENSIONS KASSE | 0 | 1.034.480 | 1.034.480 |
| **D | SCHWAB INTERNATIONAL INDEX FUND | 0 | 2.886.207 | 2.886.207 |
| **D | FIAM GROUP TR FOR EMPLOYEE BENEF PLA | 0 | 6.277.528 | 6.277.528 |
| **D | JAPAN TRUSTEE SERVICES BANK LTD | 0 | 48.153 | 48.153 |
| **D | JAPAN TRUSTEE SERVICES BANK LTD | 0 | 135.900 | 135.900 |
| **D | JAPAN TRUSTEE SERVICES BANK LTD | 0 | 12.354 | 12.354 |
| **D | JAPAN TRUSTEE SERVICES BANK LTD | 0 | 6.874 | 6.874 |
| **D | THE MASTER TRUST BANK OF JAPAN LTD | 0 | 7.377 | 7.377 |
| **D | THE MASTER TRUST BANK OF JAPAN LTD | 0 | 7.816.378 | 7.816.378 |
| **D | FIDELITY FUNDS SICAV | 0 | 549.662 | 549.662 |
| **D | FIDELITY FUNDS SICAV | 0 | 9.277.120 | 9.277.120 |
| **D | NN (L) | 0 | 215.110 | 215.110 |
| **D | NN (L) INSTITUTIONAL | 0 | 647.651 | 647.651 |
| **D | ING DIRECT | 0 | 292.251 | 292.251 |
| **D | NN (L) PATRIMONIAL | 0 | 110.000 | 110.000 |
| **D | THE MASTER TRUST BANK OF JAPAN LTD | 0 | 56.323 | 56.323 |
| **D | NN (L) EURO INCOME | 0 | 58.841 | 58.841 |
| **D | GIM SPECIALIST INVESTMENT FUNDS | 0 | 66.209 | 66.209 |
| **D | GIM TOKYO FD | 0 | 1.753 | 1.753 |
| **D | NATIXIS INTERNT FUNDS LUX I | 0 | 813 | 813 |
| **D | FIDELITY POC VALUE UNCONSTRAINED | 0 | 976 | 976 |
| **D | FIDELITY POC VALUE OPTIMIZED FACTOR | 0 | 2.725 | 2.725 |
| **D | MF PICTET MULTI ASSET FUND | 0 | 4.983 | 4.983 |
| **D | MS HORIZONS MULTIACTIVOS GLOBAL | 0 | 70.800 | 70.800 |
| **D | JAPAN TRUSTEE SERVICES BANK LTD | 0 | 71.157 | 71.157 |
| **D | JAPAN TRUSTEE SERVICES BANK LTD | 0 | 32.018 | 32.018 |
| **D | SEI INST INV TRU SCREENED WOR EQ EX US F | 0 | 72.234 | 72.234 |
| **D | PYRAMIS SELECT INTER EQ FUND LLC | 0 | 66.025 | 66.025 |
| **D | JAPAN TRUSTEE SERVICES BANK LTD | 0 | 33.810 | 33.810 |
| **D | THE MASTER TRUST BANK OF JAPAN LTD | 0 | 186.630 | 186.630 |
| **D | THE MASTER TRUST BANK OF JAPAN LTD | 0 | 40.366 | 40.366 |
| **D | PYRAMIS GROUP TR FOR EMPLOYEES BENEF PLAN | 0 | 459.814 | 459.814 |
| **D | FIRST TRUST EUROPE ALPHADEX FUND | 0 | 352.394 | 352.394 |
| **D | FIRST TRUST DEVELOPED MARKETS EX-US ALPH | 0 | | |

Azionisti:
Azionisti in proprio:3.152 Teste:
11 Azionisti in delega:18
3.141

Pagina 2

273

LISTA ESITO DELLE VOTAZIONE

Oggetto: Autorizzazione all'acquisto e alla disposizione di azioni proprie

FAVOREVOLI

| Badge | Ragione Sociale | Proprio | Delega | Totale |
|-------|---|---------|------------|------------|
| **D | THE MASTER TRUST BANK OF JAPAN LTD | 0 | 177.483 | 177.483 |
| **D | JAPAN TRUSTEE SERVICES BANK LTD | 0 | 65.548 | 65.548 |
| **D | FIDELITY SAL ST FIDELITY GLOBAL EX US IN | 0 | 2.094.465 | 2.094.465 |
| **D | VANGUARD FUNDS PLC | 0 | 3.986.080 | 3.986.080 |
| **D | LCAM GLOBAL EQUITY FUNDS | 0 | 166.372 | 166.372 |
| **D | SCHWAB FUNDAMENTAL INTERNATIONAL LARGE COMPANY INDEX FUND | 0 | 1.329.403 | 1.329.403 |
| **D | MACQUARIE GLOBAL LISTED INFRASTRUCTURE C | 0 | 132.643 | 132.643 |
| **D | THORNBURG GLOBAL INVESTMENT PLC | 0 | 88.972 | 88.972 |
| **D | SEI INSTITUT MANAGED TRUS MULTI AS ACC F | 0 | 72.503 | 72.503 |
| **D | VANGUARD INVESTMENT SERIES PLC | 0 | 10.126.453 | 10.126.453 |
| **D | LOS ANGELES CAPITAL GLOBAL FUND PLC | 0 | 37.949 | 37.949 |
| **D | SANLAM GLOBAL FUNDS PLC | 0 | 66.061 | 66.061 |
| **D | FIDELITY SALEM STR T FID TOTAL INT IND F | 0 | 789.286 | 789.286 |
| **D | FIRST TRUST HORIZON MANAGED VOLATILITY D | 0 | 80.579 | 80.579 |
| **D | KBI GLOBAL RESOURCES SOLUTIONS CIT | 0 | 53.071 | 53.071 |
| **D | THE MASTER TRUST BANK OF JAPAN LTD | 0 | 187.991 | 187.991 |
| **D | SEI INST.MAN.TRUST - MIM VOLAT.FUND | 0 | 114.113 | 114.113 |
| **D | FIDELITY UCITS ICAV | 0 | 105.982 | 105.982 |
| **D | THE MASTER TRUST BANK OF JAPAN LTD | 0 | 13.954 | 13.954 |
| **D | DEVELOPED INTERNATION EQUITY SELECT ETF | 0 | 3.615 | 3.615 |
| **D | MONDRIAN INT.EQ.COLLECTIVE.INV.TRUST | 0 | 2.343.740 | 2.343.740 |
| **D | JPMORGAN ETFs (IRELAND) ICAV | 0 | 41.511 | 41.511 |
| **D | FIDELITY UCITS II ICAV | 0 | 23.173 | 23.173 |
| **D | VARIABLE INSURANCE PRODUCTS FUND II: INTERNATIONAL INDEX PORTFOLIO | 0 | 26.505 | 26.505 |
| **D | SEI TRUST COMPANY FOR THE BENEFIT OF SGA INTERNATIONAL EQUITY PLUS CIT | 0 | 319.660 | 319.660 |
| **D | SIX CIRCLES INTERNAT UNCONSTRAIN EQ FUND | 0 | 2.027.185 | 2.027.185 |
| **D | FIDELITY SALEM STREET TRUST: FIDELITY ZERO INTERNATIONAL INDEX FUND | 0 | 337.749 | 337.749 |
| **D | FIDELITY CONCORD STREET TRUST: FIDELITY SERIES INTERNATIONAL INDEX FUND | 0 | 40.919 | 40.919 |
| **D | SEI INSTITUT INV TRUST WORLD EQUITY EX US FD WELLING | 0 | 2.035.060 | 2.035.060 |
| **D | THE MASTER TRUST BANK OF JAPAN LTD | 0 | 1 | 1 |
| **D | SIX CIRCLES MANAGED EQUITY PORTFOLIO INTERNATIONAL UNCONSTRAINED FUND | 0 | 153.617 | 153.617 |
| **D | FIDELITY COMMON CONTRACTUAL FUND II | 0 | 629.935 | 629.935 |
| **D | NUVEEN GLOBAL INFRASTRUCTURE FUND | 0 | 1.016.356 | 1.016.356 |
| **D | THE MASTER TRUST BANK OF JAPAN LTD | 0 | 145.468 | 145.468 |
| **D | ADVISOR MANAGED TRUST - TACTICAL OFFENSIVE EQUITY FUND | 0 | 144.056 | 144.056 |
| **D | FIRST TRUST EUROZONE ALPHADEX ETF | 0 | 54.546 | 54.546 |
| **D | CORNERSTONE ADVISORS GLOBAL PUBLIC EQUITY FUND | 0 | 46.152 | 46.152 |
| **D | THE ADVISORS' INNER CIRCLE FUND CORNER STONE ADVISORS GLOBAL PUBLIC EQUITY FUND | 0 | 13.616 | 13.616 |
| **D | GLOBAL X SCIENTIFIC BETA EUROPE ETF | 0 | 1.568 | 1.568 |
| **D | FIDELITY RETIREE HEALTH REIMBURSEMENT PL | 0 | 121.734 | 121.734 |
| **D | FIRST TRUST DYNAMIC EUROPE EQUITY INCOME | 0 | 507.432 | 507.432 |
| **D | PANAGORA RISK PARITY M.A.C.FD | 0 | 5.942 | 5.942 |
| **D | FIRST TRUST RIVERFRONT DYNAMIC EUROPE ET | 0 | 12.137 | 12.137 |

Azionisti:

Azionisti in proprio: 3.152

Teste:

11 Azionisti in delega:

18

3.141

276

LISTA ESITO DELLE VOTAZIONE

Oggetto: Autorizzazione all'acquisto e alla disposizione di azioni proprie

FAVOREVOLI

| Badge | Ragione Sociale | Proprio | Delega | Totale |
|-------|--|---------|-----------|-----------|
| **D | FIRST TRUST RIVERFRONT DYN DEV INT ETF | 0 | 40.299 | 40.299 |
| **D | MONDRIAN ALL COUN WORLD EX US EQ CO IN T | 0 | 1.364.750 | 1.364.750 |
| **D | MONDRIAN INTERNATIONAL EQUITY FUND | 0 | 3.110.202 | 3.110.202 |
| **D | SEI INSTITUTIONAL INVESTMENTS TRUST - GLOBAL MANAGED VOLATILITY FUND | 0 | 415.390 | 415.390 |
| **D | ZURICH INSURANCE COMPANY LTD | 0 | 76.733 | 76.733 |
| **D | ZURICH INVESTMENTS LIFE S P A | 0 | 1.667.407 | 1.667.407 |
| **D | SAEV MASTERFONDS INKA | 0 | 317.160 | 317.160 |
| **D | ARRE INKA | 0 | 78.244 | 78.244 |
| **D | SIVE | 0 | 140.791 | 140.791 |
| **D | UNIVERSAL-OCO | 0 | 242.029 | 242.029 |
| **D | UNIVERSAL-CAV | 0 | 243.576 | 243.576 |
| **D | BI FINANZFONDS | 0 | 98.751 | 98.751 |
| **D | VWLAKH MASTER | 0 | 202.857 | 202.857 |
| **D | INKA PROCURA | 0 | 97.769 | 97.769 |
| **D | ALLIANZ GI FONDS RANW II | 0 | 395.000 | 395.000 |
| **D | ALLIANZGI FONDS VSF | 0 | 10.297 | 10.297 |
| **D | ALLIANZGI FONDS APNIESA | 0 | 282.153 | 282.153 |
| **D | ALLIANZGI FONDS ABF | 0 | 37.135 | 37.135 |
| **D | ALLIANZGI FONDS FEV | 0 | 20.922 | 20.922 |
| **D | ALLIANZGI FONDS GANO 2 | 0 | 47.848 | 47.848 |
| **D | ALLIANZGI FONDS PFD | 0 | 10.459 | 10.459 |
| **D | ALLIANZGI FONDS REINVEST | 0 | 16.403 | 16.403 |
| **D | ALLIANZGI FONDS WERT | 0 | 7.200 | 7.200 |
| **D | AGI FDS EJS STIFTUNGSFDS | 0 | 32.919 | 32.919 |
| **D | ALLIANZGI FONDS SCHLUCO | 0 | 30.000 | 30.000 |
| **D | ALLIANZGI FONDS DPF DILLINGER PENSIONSFO | 0 | 49.454 | 49.454 |
| **D | ALLIANZGI FONDS ALPEN | 0 | 22.915 | 22.915 |
| **D | ALLIANZGI FONDS GANO | 0 | 5.351 | 5.351 |
| **D | ALLIANZGI FONDS FIB | 0 | 30.000 | 30.000 |
| **D | ALLIANZGI FONDS VEMK | 0 | 21.233 | 21.233 |
| **D | AGI FONDS GRILLPARZER | 0 | 8.800 | 8.800 |
| **D | ALLIANZGI FONDS KDCO | 0 | 5.000 | 5.000 |
| **D | DBI FONDS EBB | 0 | 40.000 | 40.000 |
| **D | ALLIANZGI FONDS BFKW | 0 | 58.616 | 58.616 |
| **D | ALLIANZGI FONDS TOB | 0 | 85.903 | 85.903 |
| **D | ALLIANZGI FONDS SWKA 1 | 0 | 34.652 | 34.652 |
| **D | ALLIANZGI FONDS COEN2 | 0 | 5.000 | 5.000 |
| **D | ALLIANZGI FONDS NICO | 0 | 25.000 | 25.000 |
| **D | ALLIANZGI FONDS USES | 0 | 4.924 | 4.924 |
| **D | ALLIANZGI FONDS RBB | 0 | 76.873 | 76.873 |
| **D | ALLIANZGI FONDS ELK | 0 | 192.616 | 192.616 |
| **D | ALLIANZGI FONDS MAV | 0 | 222.843 | 222.843 |
| **D | | 0 | 11.112 | 11.112 |

Azionisti:
Azionisti in proprio:3.152 Teste:
11 Azionisti in delega:18
3.141

Pagina 4

275

LISTA ESITO DELLE VOTAZIONE

Oggetto: Autorizzazione all'acquisto e alla disposizione di azioni proprie

FAVOREVOLI

| Badge | Ragione Sociale | Proprio | Delega | Totale |
|-------|---|---------|-----------|-----------|
| **D | ALLIANZGI FONDS PGD | 0 | 50.127 | 50.127 |
| **D | ALLIANZGI FONDS DUNHILL | 0 | 38.650 | 38.650 |
| **D | ALLIANZGI FONDS VSBW | 0 | 157.678 | 157.678 |
| **D | ALLIANZGI FONDS SIV | 0 | 15.000 | 15.000 |
| **D | SUEWE COFONDS | 0 | 175.000 | 175.000 |
| **D | ALLIANZGI FONDS HNE | 0 | 420.000 | 420.000 |
| **D | ALLIANZGI FONDS AFE | 0 | 551.330 | 551.330 |
| **D | ALLIANZGI FONDS PF1 | 0 | 1.436.921 | 1.436.921 |
| **D | ALLIANZGI FONDS PIV2 | 0 | 831.725 | 831.725 |
| **D | HFZH COFONDS | 0 | 20.000 | 20.000 |
| **D | ALLIANZGI FONDS PF2 | 0 | 479.418 | 479.418 |
| **D | ALLIANZGI FONDS TOSCA | 0 | 78.886 | 78.886 |
| **D | AIRBUS INVEST FOR LIFE AKTIENFONDS 1 | 0 | 581.097 | 581.097 |
| **D | ALLIANZGI FONDS PFALCO | 0 | 159.391 | 159.391 |
| **D | ALLIANZGI FONDS AEVN | 0 | 1.157.911 | 1.157.911 |
| **D | ALLIANZGI SVKK | 0 | 5.982 | 5.982 |
| **D | ALLIANZGI FONDS MAF1 | 0 | 15.000 | 15.000 |
| **D | ALLIANZGI FONDS AESAN | 0 | 628.920 | 628.920 |
| **D | ALLIANZGI FONDS AMEV | 0 | 541.849 | 541.849 |
| **D | CBP GROWTH | 0 | 481.753 | 481.753 |
| **D | ALLIANZGI FONDS SENA | 0 | 244.100 | 244.100 |
| **D | KREBSHILFE 2 FONDS | 0 | 44.908 | 44.908 |
| **D | ALLIANZGI FONDS STIFTUNGSFONDS WISSENSCH | 0 | 34.799 | 34.799 |
| **D | ALLIANZGI FONDS PAK | 0 | 8.839 | 8.839 |
| **D | ALLIANZGI FONDS CAESAR | 0 | 71.377 | 71.377 |
| **D | ALLIANZGI FONDS ESMT | 0 | 12.980 | 12.980 |
| **D | BE TURN | 0 | 146.164 | 146.164 |
| **D | ALLIANZGI FONDS DPWS | 0 | 29.180 | 29.180 |
| **D | MASTERFONDS HTPPT | 0 | 568.073 | 568.073 |
| **D | ALLIANZGI FONDS BREMEN | 0 | 160.176 | 160.176 |
| **D | MASTERFONDS BANTHUS | 0 | 141.050 | 141.050 |
| **D | ALLIANZGI FONDS OB PENSION | 0 | 85.963 | 85.963 |
| **D | ALLIANZGI FONDS LUNA A | 0 | 424.401 | 424.401 |
| **D | BPSS FRANCFORT /ALLIANZ GLOBAL INVESTORS GMBH F ALLIANZGI FONDS | 0 | 29.771 | 29.771 |
| **D | SDK K3 FONDS | 0 | 30.210 | 30.210 |
| **D | ALLIANZGI FONDS PENCABBV PENSIONS | 0 | 260.357 | 260.357 |
| **D | ZURICH INSURANCE PLC | 0 | 168.792 | 168.792 |
| **D | PARVEST | 0 | 2.297.676 | 2.297.676 |
| **D | JANUS HENDERSON HORIZON FUND | 0 | 4.798.636 | 4.798.636 |
| **D | DNCA INVEST | 0 | 6.095.928 | 6.095.928 |
| **D | PARVEST | 0 | 473.643 | 473.643 |
| **D | GA FUND L | 0 | 30.872 | 30.872 |
| **D | (PCTFF) TR | 0 | 5.973.369 | 5.973.369 |

Azionisti:

Teste:

18

Azionisti in proprio:

3.152

Azionisti in delega:

3.141

Pagina 5

LISTA ESITO DELLE VOTAZIONE

Oggetto: Autorizzazione all'acquisto e alla disposizione di azioni proprie

FAVOREVOLI

| Badge | Ragione Sociale | Proprio | Delega | Totale |
|-------|---|---------|-----------|-----------|
| **D | BNP PARIBAS EASY | 0 | 1.401.408 | 1.401.408 |
| **D | BNP PARIBAS LI | 0 | 716.892 | 716.892 |
| **D | FONDAZIONE ROMA SIF | 0 | 220.181 | 220.181 |
| **D | FAM SERIES UCITS ICAV | 0 | 339.364 | 339.364 |
| **D | JANUS HENDERSON GLOBAL EQUITY INCOME FD | 0 | 2.488.829 | 2.488.829 |
| **D | JANUS HENDERSON INSTITUTIONAL EUROPEAN INDEX OPPORTUNITIES FUND | 0 | 626.044 | 626.044 |
| **D | WITAN INVESTMENT TRUST PLC | 0 | 935.283 | 935.283 |
| **D | STANDARD LIFE WEALTH INTERNATIONAL LTD | 0 | 37.893 | 37.893 |
| **D | STANDARD LIFE WEALTH INTERNATIONAL | 0 | 274.153 | 274.153 |
| **D | BPS JERSEY/SARASIN PARTNERS LLP | 0 | 232.798 | 232.798 |
| **D | ENHANCED INDEX INTERNATIONAL SHARE FUND | 0 | 1.113.352 | 1.113.352 |
| **D | AUSTRALIAN CATHOLIC SUPERAN RETIREM FUND | 0 | 101.952 | 101.952 |
| **D | MERCER UNHEDEDGED OVERSEAS SHARES TRUST | 0 | 640.270 | 640.270 |
| **D | MULTIMIX WHOLESale INT SHARES TRUST | 0 | 189.900 | 189.900 |
| **D | AMP CAP UNHEDEDGED GL SHS MULTI MAN FUND | 0 | 180.805 | 180.805 |
| **D | AMP INTERNATIONAL EQUITY INDEX FUND HEDG | 0 | 938.491 | 938.491 |
| **D | WHOLESALE GLOBAL EQUITY VALUE FUND | 0 | 358.250 | 358.250 |
| **D | IPAC SPECIALIST INVESTMENT STRATEGIES - INTERNATIONAL SHARE STRATEGY NO.1 | 0 | 865.967 | 865.967 |
| **D | BARROW HANLEY GLOBAL EQUITY TRUST | 0 | 143.456 | 143.456 |
| **D | IPAC SPEC INV STR INT SHARE STR NO 9 | 0 | 378.173 | 378.173 |
| **D | JANUSHENDERSON GLOBAL EQUITY INCOME FUND | 0 | 52.364 | 52.364 |
| **D | UNISUPER | 0 | 856.209 | 856.209 |
| **D | WHOLESALE UNIT TRU MSCI GLOB IND SHAR FU | 0 | 49.989 | 49.989 |
| **D | WHOLESALE UNIT TRUST GLOBAL SHARES F 4 | 0 | 337.453 | 337.453 |
| **D | AMP CAPITAL SPEC INTERN SHARE FUND | 0 | 390.831 | 390.831 |
| **D | KIWI INVEST MAN WHOLESale CORE GLOBAL FD | 0 | 227.115 | 227.115 |
| **D | KIWI INVEST MANAGEMENT GLOBAL QUANTIT FD | 0 | 434.891 | 434.891 |
| **D | BPSS SYD/UNISUPER | 0 | 51.612 | 51.612 |
| **D | BDF-FONDS E ACT. EUROP. | 0 | 160.000 | 160.000 |
| **D | FCP FIAO | 0 | 1.019.663 | 1.019.663 |
| **D | CAMGETSION ACTIONS RENDEMENT | 0 | 62.000 | 62.000 |
| **D | CARDIF ASSURANCE VIE | 0 | 9.229.381 | 9.229.381 |
| **D | FCP CAMGESTION RENDACTIS | 0 | 175.000 | 175.000 |
| **D | FCP GERISO | 0 | 17.000 | 17.000 |
| **D | FCPE HORIZON EP. ACTION | 0 | 66.760 | 66.760 |
| **D | CARDIF ASSURANCE RISQUES DIVERS | 0 | 180.000 | 180.000 |
| **D | FCP CAMGEST VALEURS EURO | 0 | 446.130 | 446.130 |
| **D | CARDIF LUX VIE | 0 | 838.706 | 838.706 |
| **D | ORANO CYCLE | 0 | 6.500.000 | 6.500.000 |
| **D | FCP LBPAM AVENIR EURO | 0 | 39.989 | 39.989 |
| **D | CAMGETSIUM QUANT | 0 | 541.845 | 541.845 |
| **D | SODIUM I | 0 | 633.904 | 633.904 |
| **D | FCP LITHIUM | 0 | 661.313 | 661.313 |

Azionisti: 3.152
Azionisti in proprio: 11
Azionisti in delega: 18
Teste: 3.141

277

LISTA ESITO DELLE VOTAZIONE

Oggetto: Autorizzazione all'acquisto e alla disposizione di azioni proprie

FAVOREVOLI

| Badge | Ragione Sociale | Proprio | Delega | Totale |
|-------|--------------------------------------|---------|-----------|-----------|
| **D | MAIF INVEST RESPO EUROPE | 0 | 368.253 | 368.253 |
| **D | MUTACTION 11 | 0 | 858.280 | 858.280 |
| **D | FCPE HARMONY | 0 | 52.436 | 52.436 |
| **D | BNP EURO VALEURS DURAB | 0 | 581.258 | 581.258 |
| **D | FCPE BMS ACTIONS | 0 | 47.420 | 47.420 |
| **D | LESAFFRE EQUILIBRE RESPONS SOLIDAIR | 0 | 111.905 | 111.905 |
| **D | FCPE GPE FMC FCE DIV BNP | 0 | 38.371 | 38.371 |
| **D | FCPE FONDS BOEHRINGER | 0 | 108.148 | 108.148 |
| **D | FCPE LIMACTIF | 0 | 76.610 | 76.610 |
| **D | FCP NATIO-FONDS COLLINE 1 | 0 | 4.000.641 | 4.000.641 |
| **D | FCP BNP PARIBAS ACTIONS EUROPE | 0 | 31.768 | 31.768 |
| **D | AGIPI MONDE DURABLE | 0 | 248.968 | 248.968 |
| **D | BNP PARIBAS EUROPE DIV RESPONSABLE | 0 | 671.368 | 671.368 |
| **D | MULTIPAR SOLIDAIRE DYNA SR | 0 | 1.956.217 | 1.956.217 |
| **D | FCPE MULTIPAR EQ. SOC. RES | 0 | 751.727 | 751.727 |
| **D | FCPE MULTIPAR ACTS SR | 0 | 1.193.687 | 1.193.687 |
| **D | FCP LBPAM ACTIONS EURO LARGE CAP | 0 | 838.957 | 838.957 |
| **D | BNP PARIBAS ACT EUR RESP | 0 | 225.971 | 225.971 |
| **D | FCP FCE INVEST EURO | 0 | 1.501.855 | 1.501.855 |
| **D | FCP FRANCE INVEST. INTER | 0 | 682.124 | 682.124 |
| **D | FRANCE PLACEMENT EURO | 0 | 3.720.568 | 3.720.568 |
| **D | FCP NF COLLINES INVEST 3 | 0 | 2.136.559 | 2.136.559 |
| **D | FCP ALM ACTIONS EURO | 0 | 3.350.691 | 3.350.691 |
| **D | FCP FEDERIS IRC ACTIONS | 0 | 871.631 | 871.631 |
| **D | FCP LBPAM DIVERSIFIE FOCUS OBLIG 3 5 | 0 | 63.317 | 63.317 |
| **D | FCPE FDS DIVERSIF.TEL 1 | 0 | 32.377 | 32.377 |
| **D | FCP ALM ACT ZONE EUR ISR | 0 | 4.000.000 | 4.000.000 |
| **D | FCPE SAUR EPARGNE | 0 | 153.255 | 153.255 |
| **D | FCP EPARGNE EUR DYNAMIQUE | 0 | 245.386 | 245.386 |
| **D | ALLIANZ GLOBAL INVESTORS FRANCE | 0 | 483.283 | 483.283 |
| **D | FCP CAP EQUILLIBRE | 0 | 2.630 | 2.630 |
| **D | FCP HUMANIS RETRAITE ACTIONS | 0 | 1.937.600 | 1.937.600 |
| **D | FCP INTER ACTIO | 0 | 2.312 | 2.312 |
| **D | FCP CAP SERENITE | 0 | 2.676 | 2.676 |
| **D | FCPE SCHNEIDER ELEC IND | 0 | 3.102 | 3.102 |
| **D | FCPE ESTERRA | 0 | 1.188 | 1.188 |
| **D | FCPE MAN ENERGY SOLU FRANCE SAS | 0 | 3.901 | 3.901 |
| **D | FCPE OMYA DIVERSIFIE | 0 | 2.763 | 2.763 |
| **D | FCPE HUMANIS DIV OFF ISR | 0 | 358.533 | 358.533 |
| **D | FCPE GEMALTO DYN SOLID | 0 | 37.082 | 37.082 |
| **D | FCPE SAL GROUP CIE DEUTS | 0 | 4.635 | 4.635 |
| **D | FCPE GROUP-APA NRD OUEST | 0 | 1.422 | 1.422 |
| **D | FCP HGA ACTIONS. ISR | 0 | 759.438 | 759.438 |

Azionisti:

Azionisti in proprio:

3.152

11 Azionisti in delega:

18

3.141

Pagina 7

LISTA ESITO DELLE VOTAZIONE

Oggetto: Autorizzazione all'acquisto e alla disposizione di azioni proprie

FAVOREVOLI

| Badge | Ragione Sociale | Proprio | Delega | Totale |
|-------|---|---------|-----------|-----------|
| **D | FCP FGF CRISTALLIN EURO EQUITIES | 0 | 74.387 | 74.387 |
| **D | FCPE NESTLE FRANCE ACTIO | 0 | 121.652 | 121.652 |
| **D | FCPE GIVAUDAN | 0 | 24.548 | 24.548 |
| **D | FCPE CROWN EMBAL FR SAS | 0 | 11.606 | 11.606 |
| **D | FCPE CLAIREFONTAINE EXAC | 0 | 561 | 561 |
| **D | FCP HP ACTIONS LAZARD | 0 | 609.707 | 609.707 |
| **D | FCPE DFI N 2 | 0 | 10.756 | 10.756 |
| **D | FCPE EPARGNE SOL DYN THA | 0 | 309.185 | 309.185 |
| **D | FCPE SKF DIV INTEREXP | 0 | 19.563 | 19.563 |
| **D | FCPE MATRA | 0 | 22.401 | 22.401 |
| **D | FCPE GR SCHLINDER AUD | 0 | 4.835 | 4.835 |
| **D | FCPE RATIER FIGEAC | 0 | 4.647 | 4.647 |
| **D | FCPE THALES ALENIA SP 3 | 0 | 3.329 | 3.329 |
| **D | FCPE NALCO FRANCE S A S | 0 | 4.426 | 4.426 |
| **D | FCPE COMPTAGE IMMOBILIER | 0 | 8.740 | 8.740 |
| **D | BUILDING SOLUTIONS DIVERSIFIE | 0 | 7.537 | 7.537 |
| **D | FCPE S E P DIV ACTIONS | 0 | 11.335 | 11.335 |
| **D | FCPE RELAIS H DIVERSIFIE | 0 | 2.303 | 2.303 |
| **D | FCPE III CIMENT CALCIA D | 0 | 4.651 | 4.651 |
| **D | FCPE GROUPE SECURITAS | 0 | 9.385 | 9.385 |
| **D | FCPE ZOLPAN INVEST 5 ANS | 0 | 1.456 | 1.456 |
| **D | FCP H40347 HGA ACTION SOLIDAIRE EMPLOI SANTE | 0 | 306.105 | 306.105 |
| **D | FCPE ITW DE FRANCE | 0 | 7.942 | 7.942 |
| **D | FCPE CRCAM PROV C D AZUR | 0 | 9.015 | 9.015 |
| **D | FCPE ARJOWIGGINS CANSON | 0 | 570 | 570 |
| **D | FCPE NUFARM EXP SOLIDA | 0 | 1.324 | 1.324 |
| **D | FCPE CHANTELE | 0 | 1.642 | 1.642 |
| **D | FCPE GE FONDS A SOLIDAIRE | 0 | 28.259 | 28.259 |
| **D | FCPE THALES ALENIA SP 1 | 0 | 2.185 | 2.185 |
| **D | FCPE SAFRAN ETHIQUE SLDR | 0 | 73.533 | 73.533 |
| **D | FCPE HENKEL DVSF INT EXP | 0 | 3.032 | 3.032 |
| **D | FCPE HORIZON EPARGNE MIXTE | 0 | 18.036 | 18.036 |
| **D | FCP FRANCE PLACEMENT INTERNATIONAL | 0 | 1.213.326 | 1.213.326 |
| **D | KEMPEN EUROPEAN HIGH DIVIDEND FUND N.V. | 0 | 2.043.180 | 2.043.180 |
| **D | KEMPEN CAPITAL MANAGEMENT N V | 0 | 2.183.045 | 2.183.045 |
| **D | FCP LBPM ACTIONS CROISSANCE EURO | 0 | 2.258.548 | 2.258.548 |
| **D | STICHT BEDRIJFST FONDS VOOR DE MEDIA PNO | 0 | 688.238 | 688.238 |
| **D | FCP LBPM IRC ACTIONS EURO MLN VAR | 0 | 75.194 | 75.194 |
| **D | IPA CORPORATE ACTIONS AND INCOME | 0 | 314.208 | 314.208 |
| **D | STICHTING AHOLD DELHAIZE PENSIOEN | 0 | 522.035 | 522.035 |
| **D | FCP HUMANIS RETRAITE ACTION BAS CARBONE | 0 | 464.304 | 464.304 |
| **D | BPSS PARIS/FCP SAINT MARTIN 2 MO RELATIONS PRESTATAIRES | 0 | 2.478.336 | 2.478.336 |
| **D | ACTIAM-RESPONSIBLE INDEX FUND EQUITY EUR | 0 | 2.095.095 | 2.095.095 |

Pagina 8

Azionisti: 18
 Azionisti in proprio: 11
 Azionisti in delega: 3.141
 Teste: 3.152

278

LISTA ESITO DELLE VOTAZIONE

Oggetto: Autorizzazione all'acquisto e alla disposizione di azioni proprie

FAVOREVOLI

| Badge | Ragione Sociale | Proprio | Delega | Totale |
|-------|---|---------|------------|------------|
| **D | FCP TOCQUEVILLE MEGATRENDS | 0 | 137.277 | 137.277 |
| **D | FCPE SAIPEM ACTIONS | 0 | 12.040 | 12.040 |
| **D | FCP IRCOM RETRAITE DIVERSIFIE | 0 | 222.474 | 222.474 |
| **D | ALLIANZ GLOBAL INVESTORS | 0 | 210.813 | 210.813 |
| **D | RAVGDТ DIVERSIFIE ALLIANZ | 0 | 200.000 | 200.000 |
| **D | ERAFP ACTIONS EUROS 1 | 0 | 912.815 | 912.815 |
| **D | BPSS NEW YORK/JH GLOBAL EQUITY INC FD | 0 | 10.700.715 | 10.700.715 |
| **D | JANUS HENDERSON INTERNATIONAL MANAGED VO | 0 | 34.305 | 34.305 |
| **D | CNP DNCA VALUE EUROPE | 0 | 924.826 | 924.826 |
| **D | DNCA MF VALUE EUROPE | 0 | 530.000 | 530.000 |
| **D | PI CH - EUROPEAN EX SWISS EQUITIES TRACKER EX SL | 0 | 6.146 | 6.146 |
| **D | RAIFFEISEN INDEX FONDS EURO STOXX 50 | 0 | 165.533 | 165.533 |
| **D | SWISS LIFE LUXEMBOURG SA | 0 | 642.547 | 642.547 |
| **D | SWISS LIFE LUXEMBOURG SA | 0 | 282.402 | 282.402 |
| **D | BANQUE PICTET & CIE SA | 0 | 144.699 | 144.699 |
| **D | SWISS LIFE LUXEMBOURG SA | 0 | 153.796 | 153.796 |
| **D | MIGROS PENSIONKASSE | 0 | 26.743 | 26.743 |
| **D | CAPACITY FONDS INSTITUTIONNEL ACTIONS ETRANGERES | 0 | 160.274 | 160.274 |
| **D | CAPACITY FONDS INSTITUTIONNEL-ACTIONS ETRANGERES PIB | 0 | 64.000 | 64.000 |
| **D | PICTET GLOBAL SELECTION FUND | 0 | 673.678 | 673.678 |
| **D | PICTET GLOBAL SELECTION FUND - GLOB | 0 | 22.601.730 | 22.601.730 |
| **D | PICTET CLEAN ENERGY | 0 | 7.028.604 | 7.028.604 |
| **D | PICTET-EUROLAND INDEX | 0 | 414.818 | 414.818 |
| **D | PICTET-EUROPE INDEX | 0 | 1.517.588 | 1.517.588 |
| **D | DAIWA PAN EUROPEAN HIGH DIVIDEND YIELD STOCK MOTHER FUND | 0 | 105.440 | 105.440 |
| **D | DL INTERNATIONAL RESEARCH OPEN MOTHER FD | 0 | 1.159.898 | 1.159.898 |
| **D | SHINKO GLOBAL EQUITY INDEX MOTHER FUND | 0 | 10.417 | 10.417 |
| **D | FOREIGN STOCK INDEX MOTHER FUND | 0 | 222.934 | 222.934 |
| **D | GIVI GLOBAL EQUITY FUND A SERIES TRUST OF GLOBAL MULTI STRATEGY | 0 | 105.787 | 105.787 |
| **D | AMF AKTIEFOND EUROPA C/O AMF FONDER AB | 0 | 1.965.034 | 1.965.034 |
| **D | AMF AKTIEFOND MIX C/O AMF FONDER AB | 0 | 909.752 | 909.752 |
| **D | AMF AKTIEFOND GLOBAL C/O AMF FONDER AB | 0 | 441.896 | 441.896 |
| **D | AMF BALANSFOND C/O AMF FONDER AB | 0 | 415.304 | 415.304 |
| **D | AMF AKTIEFOND VARLDEN C/O AMF FONDER AB | 0 | 1.397.993 | 1.397.993 |
| **D | INVESTIMO | 0 | 305.199 | 305.199 |
| **D | SWISSCANTO (LU) EQUITY FUND | 0 | 5.605 | 5.605 |
| **D | JSS INVESTMENTFONDS | 0 | 1.676.474 | 1.676.474 |
| **D | LGT SELECT FUNDS | 0 | 330.109 | 330.109 |
| **D | UBI SICAV | 0 | 1.174.918 | 1.174.918 |
| **D | MACQUARIE - GLOBAL LISTED INFR FD | 0 | 35.410 | 35.410 |
| **D | QUAESTIO CAPITAL FUND | 0 | 42.671 | 42.671 |
| **D | CANDRIAM GF | 0 | 6.536 | 6.536 |
| **D | MOVEMENTUM INVESTMENT FUNDS SICAV-SIF | 0 | 25.372 | 25.372 |

Azionisti:
Azionisti in proprio:

3.152 Teste:

11 Azionisti in delega:

18

3.141

Pagina 9

LISTA ESITO DELLE VOTAZIONE

Oggetto: Autorizzazione all'acquisto e alla disposizione di azioni proprie

FAVOREVOLI

| Badge | Ragione Sociale | Proprio | Delega | Totale |
|-------|--|---------|-----------|-----------|
| **D | OFI MULTI SELECT | 0 | 223.345 | 223.345 |
| **D | KEMPEB INTERNATIONAL FUNDS | 0 | 741.040 | 741.040 |
| **D | BLACKROCK FUNDS I ICAV | 0 | 4.121 | 4.121 |
| **D | BLACKROCK INSTITUTIONAL POOLED FUNDS PLC | 0 | 1.238.366 | 1.238.366 |
| **D | BVK PERSONALVORSORGE DES KANTONS ZURICH | 0 | 1.132.789 | 1.132.789 |
| **D | PENSIONSKASSE SBB | 0 | 346.267 | 346.267 |
| **D | SHELL TRUST BERMUDA LTD AS TRUSTEE OF THE SHELL OVERSEAS CONTRIBUTORY PENSION FUND | 0 | 999.474 | 999.474 |
| **D | SHELL TRUST (BERMUDA) LIMITED AS TRUSTEE OF THE SHELL INTERNATIONAL PENSION FUND | 0 | 127.478 | 127.478 |
| **D | NFS LIMITED TRAFALGAR COURT ADMIRAL | 0 | 100.809 | 100.809 |
| **D | NFS LIMITED TRAFALGAR COURT ADMIRAL | 0 | 3.356.439 | 3.356.439 |
| **D | DEKA INVESTMENT GMBH RE DEKA-BASIS | 0 | 17.500 | 17.500 |
| **D | DEKA INVEST DEKA EURO STOXX 50 - UCITS | 0 | 3.493.219 | 3.493.219 |
| **D | DEKA INVESTMENT GMBH RE DEKA-DIVIDEND VA | 0 | 930.000 | 930.000 |
| **D | DEKA INVESTMENT GMBH RE DEKA-MULTIASSET INCOME | 0 | 578.000 | 578.000 |
| **D | BEROLINARENT DEKA | 0 | 12.500 | 12.500 |
| **D | DEKA INVEST GMBH RE DEKA-PB DEFENSIV | 0 | 26.317 | 26.317 |
| **D | DEKA INV. GMBH DEKA MSCI EUROPE UCITS ET | 0 | 365.843 | 365.843 |
| **D | MAINFRANKEN WERTKONZEPT AUSGEWOGEN | 0 | 37.000 | 37.000 |
| **D | DEKA VERMOEGENSANAGEMENT GMBH RE KEPPLER | 0 | 112.850 | 112.850 |
| **D | DEKA INVESTGMBH RE MSCI EUROPE LC UCITS | 0 | 45.906 | 45.906 |
| **D | DEKA INVESTMENT GMBH RE DEKA-BAV-FONDS | 0 | 283.782 | 283.782 |
| **D | DEKA INVESTMENT GMBH RE ARIDEKA | 0 | 3.500.000 | 3.500.000 |
| **D | DEKA INVEST GMBH RE BALANCE DYNAMISCH | 0 | 43.150 | 43.150 |
| **D | DEKA INVEST RE DEKA-EUROLAND BALANCE | 0 | 2.242.650 | 2.242.650 |
| **D | DEKA INVEST RE DEKA-STIFTUNGEN BALANCE | 0 | 89.632 | 89.632 |
| **D | DEKA INVESTMENT GMBH RE DEKA | 0 | 1.025.000 | 1.025.000 |
| **D | DEKA INVESTMENT MBH RE PKEMF | 0 | 58.150 | 58.150 |
| **D | DEKA INVEST RE SIGMA PLUS KONSERVATIV | 0 | 35.649 | 35.649 |
| **D | DEKA INVEST GMBH RE SIGMA PLUS BALANCED | 0 | 25.030 | 25.030 |
| **D | DEKA INVESTMENT GMBH RE DEKAFUTUR-CHANCE | 0 | 122.510 | 122.510 |
| **D | DEKA INVEST RE/DEKAFUTUR-WACHSTUM | 0 | 35.200 | 35.200 |
| **D | DEKA INVEST RE/DEKAFUTUR-ERTRAG | 0 | 3.360 | 3.360 |
| **D | DEKA INVESTMENT GMBH RE DEKA-BR 100 | 0 | 1.197.146 | 1.197.146 |
| **D | DEKA INVESTMENT GMBH RE DEKA-BR 85 | 0 | 389.228 | 389.228 |
| **D | DEKA INVESTMENT GMBH RE DEKA-BR 75 | 0 | 80.809 | 80.809 |
| **D | DEKA INVEST - KOMMUNAL EUROLAND BALANCE | 0 | 820.894 | 820.894 |
| **D | DEKA INVESTMENT GMBH RE DEKA-BR 55 | 0 | 35.000 | 35.000 |
| **D | DEKA INVESTMENT GMBH RE DEKA-BR 35 | 0 | 205.783 | 205.783 |
| **D | VANGUARD INTERNATIONAL SHARE INDEX FUND | 0 | 2.318.439 | 2.318.439 |
| **D | VANGUARD GLOBAL MULTI-FACTOR FUND | 0 | 2.217 | 2.217 |
| **D | VANGUARD INTERNATIONAL SHARE INDEX FUND | 0 | 187.522 | 187.522 |
| **D | LGSS PTY LIMITED AS TRUST FOR LOC GO SUP | 0 | 358.300 | 358.300 |
| **D | QUEENSLAND LOCAL GOVERNMENT SUPERANNUATI | 0 | 116.283 | 116.283 |

281

LISTA ESITO DELLE VOTAZIONE

Oggetto: Autorizzazione all'acquisto e alla disposizione di azioni proprie

FAVOREVOLI

| Badge | Ragione Sociale | Proprio | Delega | Totale |
|-------|---|---------|------------|------------|
| **D | CONSTRUCTION AND BUILDING UNIONS SUPERANNUATION FUND | 0 | 160.174 | 160.174 |
| **D | H.E.S.T. AUSTRALIA LIMITED | 0 | 1.415.676 | 1.415.676 |
| **D | CONSTRUCTION AND BUILDING UNIONS SUPERANNUATION FUND | 0 | 377.518 | 377.518 |
| **D | CONSTRUCTION AND BUILDING UNIONS SUPERANNUATION FUND | 0 | 834.355 | 834.355 |
| **D | SAS TRUSTEE CORPORATION | 0 | 591.709 | 591.709 |
| **D | UBS ASSET MANAGEMENT LIFE LTD | 0 | 4.337.624 | 4.337.624 |
| **D | LUCRF PTY LTD FOR THE LABOUR UNION CO-OPERATIVE RETIREMENT FUND | 0 | 57.884 | 57.884 |
| **D | OPTIMIX WHOLESAL E GLOBAL SHARE TRUST | 0 | 328.400 | 328.400 |
| **D | SUPERANNUATION FUNDS MANAGEMENT CORPORAT | 0 | 1.959.085 | 1.959.085 |
| **D | ADVANCE INTERNATIONAL SHARE INDEX FUND | 0 | 664.211 | 664.211 |
| **D | SUPER FUNDS MANAG CORP SOUTH AUSTRALIA | 0 | 1.314.567 | 1.314.567 |
| **D | GENERAL MOTORS PENSIOENFONDS OFF | 0 | 14.115 | 14.115 |
| **D | CONNECTICUT GENERAL LIFE INSURANCE COMPANY | 0 | 96.727 | 96.727 |
| **D | FQ ESSENTIAL BETA FUND LTD | 0 | 72.882 | 72.882 |
| **D | BANCO CENTRAL DE TIMOR-LESTE (BCTL) | 0 | 1.188.584 | 1.188.584 |
| **D | ACCIDENT COMPENSATION CORPORATION | 0 | 1.107.475 | 1.107.475 |
| **D | CHINA LIFE INSURANCE COMPANY LIMITED | 0 | 502.400 | 502.400 |
| **D | TELSTRA SUPERANNUATION SCHEME | 0 | 1.466.725 | 1.466.725 |
| **D | COMMING PENS TR FU EU DYN HED EQ O JPM N | 0 | 1.668.531 | 1.668.531 |
| **D | FIDELITY INVESTMENTS MONEY MANAGEMENT INC | 0 | 18.512 | 18.512 |
| **D | ONEPATH GLOBAL SHARES - LARGE CAP (UNHEDGED) INDEX POOL | 0 | 833.739 | 833.739 |
| **D | CTIWP - LAZARD INTERNATIONAL EQUITY ADVANTAGE FUND | 0 | 10.204.065 | 10.204.065 |
| **D | QANTAS SUPERANNUATION LIMITED AS TRUSTEE FOR THE QANTAS SUPERANNUATION PLAN | 0 | 495.626 | 495.626 |
| **D | THE PETROLEUM STUDIES AND RESEARCH CENTE | 0 | 56.661 | 56.661 |
| **D | JPMORGAN SAR EUROPEAN FUND 50/F | 0 | 828.405 | 828.405 |
| **D | THE BOEING COMPANY EMPLOYEE RETIREMENT PLANS MASTER TRUST | 0 | 2.919.439 | 2.919.439 |
| **D | RETIREMENT PLAN FOR EMPLOYEES OF AETNA INC | 0 | 682.097 | 682.097 |
| **D | KONSUMENTKOOPERATIONENS PENSIONSTIFTELS | 0 | 118.881 | 118.881 |
| **D | LAG NRMA SUPERANNUATION PLAN | 0 | 67.928 | 67.928 |
| **D | ANZ PRIVATE GLOBAL EQUITIES TRUST | 0 | 167.300 | 167.300 |
| **D | ANZ WHOLESAL E INTERN. SHARE NO. 1 FUND | 0 | 29.748 | 29.748 |
| **D | TCORPIM INDEXED INTERNATIONAL SHARE (UNHEDGED) FUND | 0 | 90.533 | 90.533 |
| **D | TCORPIM INTERNATIONAL SHARE (UNHEDGED) F | 0 | 905.652 | 905.652 |
| **D | MANAGEMENT BOARD PUBLIC SERVICE PENSION | 0 | 14.260 | 14.260 |
| **D | JP MORGAN CHASE RETIREMENT PLAN | 0 | 400.358 | 400.358 |
| **D | AXA EQUITABLE LIFE INSURANCE CO | 0 | 90.728 | 90.728 |
| **D | WSSP INTERNATIONAL EQUITIES TRUST | 0 | 617.035 | 617.035 |
| **D | BT WHOLESAL E MULTI MANAG INTL SHARE FUND | 0 | 206.791 | 206.791 |
| **D | FIDELITY GLOBAL LOW VOLATILITY EQUITY FU | 0 | 38.138 | 38.138 |
| **D | BRUNEI SHELL RETIREMENT BENEFIT FUND | 0 | 19.168 | 19.168 |
| **D | AXA OFFSHORE MULTIMANAGER FUNDS TRUST - AXA OFFSHORE AGGRESSIVE MULTIMANAGER FUND CIIBC | 0 | 8.190 | 8.190 |
| **D | ROCKEFELLER & CO., INC | 0 | 357.326 | 357.326 |
| **D | MINE SUPERANNUATION FUND | 0 | 389.600 | 389.600 |

Azionisti:
Azionisti in proprio:3.152 Teste:
1118
Azionisti in delega:

3.141

Pagina 11

LISTA ESITO DELLE VOTAZIONE

Oggetto: Autorizzazione all'acquisto e alla disposizione di azioni proprie

FAVOREVOLI

| Badge | Ragione Sociale | Proprio | Delega | Totale |
|-------|---|---------|-----------|-----------|
| **D | KPA PENSIONSFORSKRING AB (PUBL) | 0 | 1.563.694 | 1.563.694 |
| **D | JPM CHASE BANK - PB - UK CORPORATIONS | 0 | 93.367 | 93.367 |
| **D | JPMORGAN CHASE BANK - PB - CANADA PARTNERSHIPS | 0 | 37.618 | 37.618 |
| **D | JPMORGAN FUND III ICVC-JPM DIVERSIFIED GROWTH FUND | 0 | 16.724 | 16.724 |
| **D | DEKA INV GMBH RE DONAU-LCR-FUNDMASTER | 0 | 160.078 | 160.078 |
| **D | KPA LIVFORSKRING AB (PUBL) | 0 | 30.514 | 30.514 |
| **D | FOLKSAM OMSESIDIG LIVFORSKRING | 0 | 989.182 | 989.182 |
| **D | JPMORGAN LIFE LIMITED | 0 | 17.272 | 17.272 |
| **D | IBM PERSONAL PENSION PLAN TRUST | 0 | 515.763 | 515.763 |
| **D | MTBJ DAIDO LIFE FOREIGN EQUITY MOTHER FD | 0 | 9.800 | 9.800 |
| **D | ISHARES WHOLESAL E INTERN EQ INDEX FUND | 0 | 566.815 | 566.815 |
| **D | DEKA INVEST GMBH RE A-VSA-FONDS | 0 | 73.635 | 73.635 |
| **D | ROYAL BOROUGH OF KINGSTON UPON THAMES PENSION FUND | 0 | 57.338 | 57.338 |
| **D | BOMBARDIER TRUST U.S. MASTER TRUST | 0 | 224.031 | 224.031 |
| **D | ISHARES ALLCOUNTRY EQUITY INDEX FUND | 0 | 36.833 | 36.833 |
| **D | BLACKROCK FISSION INDEXED INTL EQUITY FD | 0 | 70.687 | 70.687 |
| **D | ISHARES WHOLESAL E SCREENED INTERNATIONAL EQUITY INDEX FUND | 0 | 62.345 | 62.345 |
| **D | NEW YORK LIFE INSURANCE COMPANY | 0 | 157.108 | 157.108 |
| **D | DEKA INVESTMENT GMBH RE DEKA-EUROPABOND | 0 | 16.208 | 16.208 |
| **D | ANZ WHOLESAL E INTERNATION SHARE NO. 3 FU | 0 | 675.808 | 675.808 |
| **D | UBS FTSE RAFI DEVELOPED 1000 INDEX FUND | 0 | 1.059.800 | 1.059.800 |
| **D | JPM FUND ICVC-JPM MULTI-ASSET INCOME FD | 0 | 135.623 | 135.623 |
| **D | FUNDACAO CALOUSTE GULBENKIAN | 0 | 226.491 | 226.491 |
| **D | RETIREMENT INCOME PLAN OF SAUDI ARABIAN OIL COMPANY | 0 | 170.015 | 170.015 |
| **D | NVIT INTERNATIONAL INDEX FUND | 0 | 241.914 | 241.914 |
| **D | FLEXSHARES MORNINGSTAR DEVELOPED MARKETS EX-US FACTOR TILT INDEX FUND | 0 | 1.149.416 | 1.149.416 |
| **D | REYNOLDS AMERICAN DEFINED BENEFIT MASTER | 0 | 394.614 | 394.614 |
| **D | EQ ADVISORS TRUST - AXA INTERNATIONAL CORE MANAGED VOLATILITY PORTFOLIO | 0 | 454.358 | 454.358 |
| **D | SBC MASTER PENSION TRUST 208 | 0 | 446.724 | 446.724 |
| **D | EQ ADV TRUST EQ/INT. EQ. INDEX PORTFOLIO | 0 | 194.331 | 194.331 |
| **D | T ROWE PRICE INTERNATIONAL EQUITY INDEX FUND | 0 | 1.771.201 | 1.771.201 |
| **D | SOUTHERN COMPANY SYSTEM MASTER RETIREMEN | 0 | 350.153 | 350.153 |
| **D | EQ ADVISORS TRUST-AXA INTL.VALUE MANAGED | 0 | 2.431.088 | 2.431.088 |
| **D | ABU DHABI RETIREMENT PENSIONS AND BENEFITS FUND | 0 | 680.243 | 680.243 |
| **D | MINISTRY OF ECONOMY AND FINANCE | 0 | 844.545 | 844.545 |
| **D | MINISTRY OF ECONOMY AND FINANCE | 0 | 2.146.787 | 2.146.787 |
| **D | SBC MASTER PENSION TRUST | 0 | 102.007 | 102.007 |
| **D | FLEXSHARES STOXX GLOBAL BROAD INFRASTRUC | 0 | 366.966 | 366.966 |
| **D | FLEXSHARES STOXX GLOBAL ESG IMPACT INDEX | 0 | 3.021.000 | 3.021.000 |
| **D | EQ ADV DYNAMIC MODERATE GROWTH PORTFOLIO | 0 | 24.150 | 24.150 |
| **D | EQ ADVISORS TRUST - ATM INTERNATIONAL MANAGED VOLATILITY PORTFOLIO | 0 | 319.266 | 319.266 |
| **D | JNL/MELLON CAPITAL INTNAL INDEX FUND | 0 | 889.654 | 889.654 |
| **D | | 0 | 1.007.756 | 1.007.756 |

Azionisti in proprio: 3.152

Teste: 18

Azionisti in delega: 3.141

Pagina 12

LISTA ESITO DELLE VOTAZIONE

Oggetto: Autorizzazione all'acquisto e alla disposizione di azioni proprie

FAVOREVOLI

| Badge | Ragione Sociale | Proprio | Delega | Totale |
|-------|--|---------|-------------|-------------|
| **D | FLEXSHARES INTERNATIONAL QUALITY DIVIDEND DEFENSIVE INDEX FUND | 0 | 187.523 | 187.523 |
| **D | EQ ADVISORS TRUST-AXA GLOBAL EQUITY MANAGED VOLATILITY PORTFOLIO | 0 | 357.006 | 357.006 |
| **D | EQ ADVISORS TRUST - AXA INTERNATIONAL MANAGED VOLATILITY PORTFOLIO | 0 | 1.191.665 | 1.191.665 |
| **D | FIDELITY CENTRAL INVESTMENT PORTFOLIOS LLC: FIDELITY INTERNATIONAL EQUITY CENTRAL FUND | 0 | 2.414.536 | 2.414.536 |
| **D | GOLDMAN SACHS TRUST - GOLDMAN SACHS ABSOLUTE RETURN TRACKER FUND | 0 | 118.100 | 118.100 |
| **D | GOLDMAN SACHS TRUST - GOLDMAN SACHS INTERNATIONAL TAX-MANAGED EQUITY FUND | 0 | 457.248 | 457.248 |
| **D | GOLDMAN SACHS TRUST- GOLDMAN SACHS INTER | 0 | 199.598 | 199.598 |
| **D | PUBLIC EMPLOYEES RETIREMENT SYSTEM OF OHIO | 0 | 6.777.501 | 6.777.501 |
| **D | MTB GOVERNMENT PENSION INVESTMENT FUND 4 | 0 | 30.102.180 | 30.102.180 |
| **D | THE MASTER TRUST BANK OF JAPAN LTD | 0 | 9.362.051 | 9.362.051 |
| **D | JPMORGAN FUND ICVC - JPM GLOBAL EQUITY I | 0 | 166.641 | 166.641 |
| **D | JPM EUROPE DYNAMIC (EX UK) FUND | 0 | 4.567.906 | 4.567.906 |
| **D | JPMORGAN LIFE LIMITED | 0 | 262.912 | 262.912 |
| **D | JPMORGAN FUND ICVC - JPM EUROPE FUND | 0 | 281.477 | 281.477 |
| **D | SANLAM LIFE AND PENSIONS UK LIMITED | 0 | 147.208 | 147.208 |
| **D | SHELL PENSIONS TRUST LIMITED AS TRUSTEE OF SHELL CONTRIBUTORY PENSION FUND | 0 | 1.507.893 | 1.507.893 |
| **D | HAMPshire COUNTY COUNCIL PENSION FUND | 0 | 201.079 | 201.079 |
| **D | NATIONAL FARMERS UNION MUTUAL INSURANCE | 0 | 554.009 | 554.009 |
| **D | THE CAR CARE PENSION PLAN | 0 | 21.102 | 21.102 |
| **D | TFL PENSION FUND | 0 | 2.067.059 | 2.067.059 |
| **D | THE BARCLAYS BANK UK RETIREMENT FUND | 0 | 66.144 | 66.144 |
| **D | C&J CLARK PENSION FUND | 0 | 220.413 | 220.413 |
| **D | THE MASTER TRUST BANK OF JAPAN, LTD. AS TRUSTEE FOR MUTB400045792 | 0 | 2.291.264 | 2.291.264 |
| **D | VANGUARD FIDUCIARY TRUST COMPANY EUROPEAN STOCK INDEX TRUST | 0 | 433.769 | 433.769 |
| **D | VANGUARD TOTAL INTERNATIONAL STOCK INDEX | 0 | 119.003.337 | 119.003.337 |
| **D | PRUDENTIAL LEGACY INSURANCE COMPANY NJ | 0 | 497.094 | 497.094 |
| **D | THE MASTER TRUST BANK OF JAPAN, LTD. AS TRUSTEE FOR GOVERNMENT PENSION INVESTMENT FUND 400045828 | 0 | 2.547.340 | 2.547.340 |
| **D | THE MASTER TRUST BANK OF JAPAN LTD | 0 | 15.761.071 | 15.761.071 |
| **D | GOVERNMENT SUPERANNUATION FUND | 0 | 17.052.100 | 17.052.100 |
| **D | NEW YORK STATE COMMON RETIREMENT FUND | 0 | 125.000 | 125.000 |
| **D | INTERNATIONAL FUND MANAGEMENT S.A. RE STRATEGIECONCEPT VM BC | 0 | 560.000 | 560.000 |
| **D | SPARKASSE MUNSTERLAND OST:AKTIENPLUS | 0 | 8.686 | 8.686 |
| **D | DEKA INVEST GMBH RE CHRISTOPHORUS FD | 0 | 295.889 | 295.889 |
| **D | DEKA INVEST RE DEKA TRUST BALANCED-FONDS | 0 | 36.095 | 36.095 |
| **D | DEKA A-DIM-WETZLAR-FONDS | 0 | 27.900 | 27.900 |
| **D | DEKA A-DIM-WETZLAR-BALANCED-FONDS | 0 | 15.603 | 15.603 |
| **D | DEKA INVEST GMBH DRUPA-FONDS | 0 | 20.354 | 20.354 |
| **D | DEKA INVEST RE INTER-ESSEN-FONDS | 0 | 12.780 | 12.780 |
| **D | DEKA INVESTMENT GMBH RE DOHAMUN-FONDS DER IHK ZU DORTMUND | 0 | 44.000 | 44.000 |
| **D | DEKA INVEST GMBH MULDENTAL FONDS | 0 | 20.831 | 20.831 |
| **D | DEKA INVESTMENT GMBH RE PFRUENDE INVEST | 0 | 76.195 | 76.195 |
| **D | DEKA A-DOR-FONDS | 0 | 22.135 | 22.135 |
| **D | DEKA INVESTMENT GMBH RE AUW-FONDS | 0 | | |

Azionisti: 18
Azionisti in proprio: 3.141

Teste: 11
Azionisti in delega: 3.152

284

LISTA ESITO DELLE VOTAZIONE

Oggetto: Autorizzazione all'acquisto e alla disposizione di azioni proprie

FAVOREVOLI

| Badge | Ragione Sociale | Proprio | Delega | Totale |
|-------|---|---------|-----------|-----------|
| **D | DEKA FUNDMASTER INVESTMENTGESELLSCHAFT M | 0 | 26.147 | 26.147 |
| **D | DEKA INVESTMENT GMBH RE A-KSK FULDA-FOND | 0 | 64.100 | 64.100 |
| **D | DEKA INVESTMENT GMBH RE S BROKER 1 FONDS | 0 | 12.000 | 12.000 |
| **D | DEKA INVESTMENT GMBH RE A-SKGO-FONDS | 0 | 72.792 | 72.792 |
| **D | DEKA INVESTMENT GMBH RE A-ASD-FONDS | 0 | 40.000 | 40.000 |
| **D | DEKA INVESTMENT GMBH RE A-AMISTIA-FONDS | 0 | 95.000 | 95.000 |
| **D | DEKA INVESTMENT GMBH RE A WITTRING ICR F | 0 | 11.100 | 11.100 |
| **D | DEKA INVEST.GMBH RE HUPPERTZ GLOBAL | 0 | 4.676 | 4.676 |
| **D | DEKA INVEST.GMBH RE A-HAM-FONDS | 0 | 86.387 | 86.387 |
| **D | DEKA INVESTMENT GMBH TRIANON-FONDS AKTIE | 0 | 45.668 | 45.668 |
| **D | DEKA INVESTMENT GMBH RE MFR-MASTERFONDS | 0 | 160.320 | 160.320 |
| **D | DEKA INVEST. A-NORDHAUSEN 2-FONDS | 0 | 150.036 | 150.036 |
| **D | DEKA INVESTMENT GMBH RE A-GOTHA-FONDS | 0 | 157.000 | 157.000 |
| **D | DEKA INVEST GMBH RE BODENSEE-FONDS | 0 | 5.000 | 5.000 |
| **D | DEKA INVEST RE KOMMUNAL-TUT-BALANCED -FO | 0 | 38.300 | 38.300 |
| **D | DEKA INVESTMENT GMBH RE VER 03-FONDS | 0 | 24.456 | 24.456 |
| **D | DEKA INVESTMENT GMBH RE DEKA-BR 20 | 0 | 6.423 | 6.423 |
| **D | DEKA INVEST MAULBRONN-STROMBERG-FONDS | 0 | 41.200 | 41.200 |
| **D | DEKA INVESTMENT GMBH RE DEKA-KSG-FONDS | 0 | 52.698 | 52.698 |
| **D | DEKA INVEST GMBH RE AGR DENA | 0 | 68.266 | 68.266 |
| **D | DEKA INVE GMBH RE DEKA-PRIVATVORSORGE AS | 0 | 100.000 | 100.000 |
| **D | DEKA INVESTMENT GMBH RE A-ABAL 91-FONDS | 0 | 32.239 | 32.239 |
| **D | DEKA INV. GMBH RE ROLAND MASTERFONDS | 0 | 68.405 | 68.405 |
| **D | DEKA INVESTMENT GMBH RE DEKA BIV-B | 0 | 10.116 | 10.116 |
| **D | INTERNATIONALE KAPITALSANLAGEGESELLSCHAFT | 0 | 38.000 | 38.000 |
| **D | DEKA INVESTMENT GMBH RE STADTBahn-FONDS | 0 | 9.495 | 9.495 |
| **D | DEKA INVESTMENT GMBH RE REGIONALE-W | 0 | 19.439 | 19.439 |
| **D | DEKA INVESTMENT GMBH RE DDDD-FONDS | 0 | 13.653 | 13.653 |
| **D | OB 2 | 0 | 256.293 | 256.293 |
| **D | SUZUKA INKA | 0 | 215.083 | 215.083 |
| **D | EPS | 0 | 182.878 | 182.878 |
| **D | ENBW ENERGIE BADEN-WUERTEMBERG AG | 0 | 615.206 | 615.206 |
| **D | DEKA VALUE PLUS | 0 | 225.760 | 225.760 |
| **D | BMW AG | 0 | 94.466 | 94.466 |
| **D | RAGS-FUNDMASTER | 0 | 114.664 | 114.664 |
| **D | ALLIANZGI-FONDS DSPT | 0 | 561.128 | 561.128 |
| **D | ARTEMIS INSTITUTIONAL GLOBAL CAPITAL FUND | 0 | 250.300 | 250.300 |
| **D | NATIONAL PENSION INSURANCE FUND | 0 | 58.872 | 58.872 |
| **D | NATIONWIDE INTERNATIONAL INDEX FUND | 0 | 773.343 | 773.343 |
| **D | JPMORGAN EUROPEAN INVESTMENT TRUST PLC | 0 | 686.406 | 686.406 |
| **D | INTERNATIONAL FUND MANAGEMENT S.A. RE IFM | 0 | 400.000 | 400.000 |
| **D | INTERNATIONAL FUND MANAGEMENT S.A. RE IF | 0 | 3.000.000 | 3.000.000 |
| **D | INTERNATIONAL FUND MANAGEMENT S.A. RE GLO | 0 | 130.000 | 130.000 |

Azionisti:
Azionisti in proprio:

3.152 Teste:

11 Azionisti in delega:

Pagina 14

18
3.141

LISTA ESITO DELLE VOTAZIONE

Oggetto: Autorizzazione all'acquisto e alla disposizione di azioni proprie

FAVOREVOLI

| Badge | Ragione Sociale | Proprio | Delega | Totale |
|-------|---|---------|------------|------------|
| **D | DEKA INTERNATIONAL S.A. RE DEKA PRIVATE | 0 | 2.680 | 2.680 |
| **D | DEKA INTERNATIONAL S.A. RE DEKALUX-EUROPA | 0 | 660.000 | 660.000 |
| **D | DEKA INTERNATIONAL S.A. RE DEKA-EUROSTOC | 0 | 3.240.530 | 3.240.530 |
| **D | DEKA INTERNATIONAL S.A. RE DEKA-EUROPAVA | 0 | 160.995 | 160.995 |
| **D | DEKA INTL S.A GLOBALE AKTIEN LOWRISK | 0 | 2.652.723 | 2.652.723 |
| **D | INTERNATIONAL FUND MANAGEMENT S.A. | 0 | 23.908 | 23.908 |
| **D | DEKA INTERNATIONAL S.A RE DEKA-EURO PAGARANT | 0 | 1.252.828 | 1.252.828 |
| **D | EQ ADVISORS TRUST- AXA/TEMPLETON GLOBAL EQUITY MANAGED VOLATILITY PORTFOLIO | 0 | 84.932 | 84.932 |
| **D | FLEXSHARES INTERNATIONAL QUALITY DIVIDEND DYNAMIC INDEX FUND | 0 | 37.692 | 37.692 |
| **D | BOILERMAKERS NATIONAL ANNUITY TRUST | 0 | 95.666 | 95.666 |
| **D | EQ ADVISORS TRUST - AXA / AB DYNAMIC GROWTH PORTFOLIO | 0 | 72.052 | 72.052 |
| **D | VANTAGETRUST III MASTER COLLECTIVE INVESTMENT FUNDS TRUST | 0 | 478.257 | 478.257 |
| **D | T. ROWE PRICE GLOBAL EQUITY FUND | 0 | 5.774 | 5.774 |
| **D | JNL/BLACKROCK GLOBAL ALLOCATION FUND | 0 | 1.732.473 | 1.732.473 |
| **D | THE MASTER TRUST BANK OF JAPAN LTD | 0 | 11.611 | 11.611 |
| **D | BBP INKA | 0 | 99.418 | 99.418 |
| **D | THE MASTER TRUST BANK OF JAPAN LTD | 0 | 258.123 | 258.123 |
| **D | BUREAU OF LABOR FUNDS- LABOR PENSION FUND | 0 | 1.543.987 | 1.543.987 |
| **D | BUREAU OF LABOR FUNDS - LABOR RETIREMENT FUND | 0 | 180.565 | 180.565 |
| **D | BUREAU OF LABOR FUNDS - LABOR RETIREMENT FUND | 0 | 309.304 | 309.304 |
| **D | BUREAU OF LABOR FUNDS - LABOR RETIREMENT FUND | 0 | 50.878 | 50.878 |
| **D | BUREAU OF LABOR FUNDS-LABOR INSURANCE FUND | 0 | 1 | 1 |
| **D | BUREAU OF LABOR FUNDS-LABOR INSURANCE FUND | 0 | 67.752 | 67.752 |
| **D | BUREAU OF LABOR FUNDS- LABOR PENSION FUND | 0 | 153.592 | 153.592 |
| **D | MISSOURI EDUCATION PENSION TRUST | 0 | 2.355.787 | 2.355.787 |
| **D | STATE OF WYOMING | 0 | 482.243 | 482.243 |
| **D | FIDELITY INVESTMENT FUNDS - FIDELITY INDEX WORLD FUND | 0 | 280.854 | 280.854 |
| **D | FIDELITY INVESTMENT FUNDS - FIDELITY INDEX EUROPE EX UK FUND | 0 | 378.618 | 378.618 |
| **D | ARTEMIS GLOBAL EQUITY INCOME FUND | 0 | 2.385.000 | 2.385.000 |
| **D | ARTEMIS EUROPEAN GROWTH FUND | 0 | 1.404.400 | 1.404.400 |
| **D | FIDELITY INSTITUTIONAL SELECT GLOBAL EQUITIES FUND | 0 | 60.554 | 60.554 |
| **D | THE MASTER TRUST BANK OF JAPAN LTD | 0 | 206.128 | 206.128 |
| **D | BLACKROCK TACTICAL OPPORTUNITIES FUND OF BLACKROCKFUNDS | 0 | 80.041 | 80.041 |
| **D | BLACKROCK INTERNATIONAL INDEX V.I. FUND OF BLACKROCK VARIABLE SERIES FUNDS INC. | 0 | 110.010 | 110.010 |
| **D | BLACKROCK MANAGED VOLATILITY V.I. FUND OF BLACKROCK VARIABLE SERIES FUNDS INC | 0 | 29.724 | 29.724 |
| **D | THE MASTER TRUST BANK OF JAPAN LTD | 0 | 4.078 | 4.078 |
| **D | THE MASTER TRUST BANK OF JAPAN LTD | 0 | 707.465 | 707.465 |
| **D | THE MASTER TRUST BANK OF JAPAN LTD | 0 | 3.510.760 | 3.510.760 |
| **D | BLACKROCK INSTITUTIONAL TRUST COMPANY N.A. INVESTMENT FUNDS FOR EMPLOYEE BENEFIT TRUSTS | 0 | 65.860.068 | 65.860.068 |
| **D | BLACKROCK MSCI EAFE EQUITY INDEX NON-LENDABLE FUND | 0 | 1.984.718 | 1.984.718 |
| **D | TRUST AND CUSTODY SERVICES BANK LIMITED | 0 | 695.271 | 695.271 |
| **D | VANGUARD FIDUCIARY TRUST COMPANY INSTITUTIONAL TOTAL INTERNATIONAL STOCK MARKET INDEX TRUST | 0 | 3.208.991 | 3.208.991 |
| **D | WASHINGTON STATE INVESTMENT BOARD | 0 | 19.746.737 | 19.746.737 |

Azionisti:
Azionisti in proprio:3.152
11Teste:
Azionisti in delega:18
3.141

Pagina 15

286

LISTA ESITO DELLE VOTAZIONE

Oggetto: Autorizzazione all'acquisto e alla disposizione di azioni proprie

FAVOREVOLI

| Badge | Ragione Sociale | Proprio | Delega | Totale |
|-------|---|---------|------------|------------|
| **D | ACHMEA PENSIOEN- EN LEVENSVZERKERINGEN | 0 | 6.620.317 | 6.620.317 |
| **D | STICHTING PENSIOENFONDS VOOR VERLOSKUNDIGEN | 0 | 920.146 | 920.146 |
| **D | AXA BELGIUM S.A. | 0 | 7.364 | 7.364 |
| **D | AMERICAN UNIVERSITY | 0 | 45.754 | 45.754 |
| **D | STICHTING PENSIOENFONDS GRONTMIJ | 0 | 77.459 | 77.459 |
| **D | DHL EMPLOYEE BENEFIT FUND OFF DE | 0 | 591.346 | 591.346 |
| **D | MSCI EUROPE EQUITY ESG SCREENED INDEX FU | 0 | 6.545 | 6.545 |
| **D | JPMORGAN INTREPID EUROPEAN FUND | 0 | 2.323.451 | 2.323.451 |
| **D | JPMORGAN DIVERSIFIED RETURN GLOB EQ ETF | 0 | 75.549 | 75.549 |
| **D | JPMORGAN GLOBAL RESEARCH ENHANCED INDEX FUND | 0 | 1.856.483 | 1.856.483 |
| **D | JPMORGAN GLOBAL ALLOCATION FUND | 0 | 1.792.896 | 1.792.896 |
| **D | JPMORGAN INTERNATIONAL EQUITY INCOME FUN | 0 | 354.482 | 354.482 |
| **D | JPMORGAN DIVERSIFIED RETURN EUROPE EQUITY ETF | 0 | 10.933 | 10.933 |
| **D | JPMORGAN INTERNAT.RESEARCH ENHANCED EQUI | 0 | 8.731.595 | 8.731.595 |
| **D | JPMORGAN BETABUILDERS EUROPE ETF | 0 | 3.625.120 | 3.625.120 |
| **D | THRIFT SAVINGS PLAN | 0 | 28.035.569 | 28.035.569 |
| **D | OPPENHEIMER MACQUARIE GLOBAL INFRASTR FU | 0 | 270.110 | 270.110 |
| **D | OSHARES FTSE EUROPE QUALITY DIVIDEND ETF | 0 | 59.500 | 59.500 |
| **D | COLUMBIA CAPITAL ALLOCATION AGGRESSIVE P | 0 | 4.214 | 4.214 |
| **D | COLUMBIA CAPITAL ALLOCATION MODER AGG P | 0 | 3.557 | 3.557 |
| **D | COLUMBIA CAPITAL ALLOCATION MODERATE POR | 0 | 5.100 | 5.100 |
| **D | JPMORGAN INSURANCE TRUST INCOME BUILDER | 0 | 21.049 | 21.049 |
| **D | JPMORGAN INSURANCE TRUST GLOBAL ALLOC PO | 0 | 24.209 | 24.209 |
| **D | AQR FUNDS - AQR INTERNATIONAL CORE EQUIT | 0 | 8.442.794 | 8.442.794 |
| **D | COMMINGLED PENSION TRUST FUND (INTERNATIONAL RESEARCH ENHANCED INDEX) | 0 | 101.901 | 101.901 |
| **D | COMMINGLED PENSION TR FUND INT OPPORTUNIT | 0 | 3.894.008 | 3.894.008 |
| **D | JPMORGAN DIVERSIFIED FUND | 0 | 33.365 | 33.365 |
| **D | VERMONT PENSION INVESTMENT COMMITTEE | 0 | 772.942 | 772.942 |
| **D | VERMONT PENSION INVESTMENT COMMITTEE | 0 | 235.223 | 235.223 |
| **D | JPMORGAN INCOME BUILDER FUND | 0 | 3.740.327 | 3.740.327 |
| **D | NEW YORK LIFE INSURANCE AND ANNUITY CO | 0 | 191.545 | 191.545 |
| **D | NEW MEXICO STATE INVESTMENT COUNCIL | 0 | 2.033.704 | 2.033.704 |
| **D | MULTI-MANAGER DIRECTIONAL ALTERNATIVE STRATEGIES FUND | 0 | 117.279 | 117.279 |
| **D | UNITED STATES STEEL CORPORATION REPRESENTED RETIREES BENEFIT TRUST | 0 | 8.615 | 8.615 |
| **D | MULTI-MANAGER INTERNATIONAL EQUITY STRATEGIES FUND | 0 | 843.273 | 843.273 |
| **D | COMMINGLED PENSION TRUST FUND (INTREPID INTERNATIONAL) OF JPMORGAN CHASE BANK | 0 | 2.247.583 | 2.247.583 |
| **D | COMMINGLED PENSION TRUST FUND (GLOBAL OP | 0 | 143.700 | 143.700 |
| **D | DUKE ENERGY RETIREMENT SAVINGS PLAN | 0 | 598.600 | 598.600 |
| **D | JPMORGAN MULTI ASSET TRUST PLC | 0 | 252.512 | 252.512 |
| **D | ASSOCIATION BIENF RETR POL VILLE MONTREA | 0 | 173.000 | 173.000 |
| **D | THE NOVA SCOTIA HEALTH EMPLOYEES PENSION PLAN | 0 | 278.303 | 278.303 |
| **D | PAVILLION INTERNAT FOCUSED EQUITY POOL | 0 | 73.800 | 73.800 |
| **D | PERPETUAL PRIVATE INTERNAT SHARE FUND | 0 | 611.898 | 611.898 |

Azionisti:

Azionisti in proprio: 3.152

Teste: 18

Azionisti in delega: 3.141

LISTA ESITO DELLE VOTAZIONE

Oggetto: Autorizzazione all'acquisto e alla disposizione di azioni proprie

FAVOREVOLI

| Badge | Ragione Sociale | Proprio | Delega | Totale |
|-------|---|---------|-----------|-----------|
| **D | REGIME DE RETRAITE D HYDRO QUEBEC | 0 | 224.884 | 224.884 |
| **D | PERPETUAL ECONOMIC DIVERSIF. GLOB EQUI F | 0 | 123.060 | 123.060 |
| **D | GUARDIAN INTERNATIONAL EQUITY FUND | 0 | 95.200 | 95.200 |
| **D | EL FINANCIAL CORPORATION LIMITED | 0 | 676.404 | 676.404 |
| **D | ARCELORMITTAL DOFASCO HYBRID PLAN | 0 | 93.227 | 93.227 |
| **D | DOFASCO EMPLOYERS SAV & PRO SHARING FUND | 0 | 22.529 | 22.529 |
| **D | BOMBARDIER TRU (CAN) REAL RETURN ASSE FD | 0 | 350.472 | 350.472 |
| **D | THE BOMBARDIER TRUST (UK) | 0 | 986.842 | 986.842 |
| **D | BOMBARDIER TRUST(CANADA) GLOBAL EQUIT FU | 0 | 696.730 | 696.730 |
| **D | REGIME DE RETRAITE DES COLS BLEUS VILLE | 0 | 75.290 | 75.290 |
| **D | BENTON INVESTMENT FUND | 0 | 55.537 | 55.537 |
| **D | RBC QUANT EAFE EQUITY LEADERS ETF | 0 | 3.759 | 3.759 |
| **D | RBC QUBE LOW VOLATILITY GLOBAL EQUITY FU | 0 | 998.586 | 998.586 |
| **D | CANADA POST CORPORATION REGIST PENS PLAN | 0 | 87.556 | 87.556 |
| **D | AURION GLOBAL EQUITY FUND | 0 | 30.487 | 30.487 |
| **D | HILSDALE GLOBAL LONG/SHORT EQUITY FUND | 0 | 6.620 | 6.620 |
| **D | CC&L ALTERNATIVE GLOBAL EQUITY FUND | 0 | 1.000 | 1.000 |
| **D | THE PACIFIC SALMON COMMISSION PACIFIC SALMON COMM | 0 | 112.900 | 112.900 |
| **D | HENDON CAPITAL | 0 | 3.921 | 3.921 |
| **D | SVS TPI INCOME BUILDER 1 | 0 | 404.780 | 404.780 |
| **D | ALDER INVESTMENT FUND | 0 | 91.808 | 91.808 |
| **D | D. E. SHAW WORLD ALPHA EXTENSION PORTFOLIOS LLC | 0 | 6.181 | 6.181 |
| **D | PRISMA FONDATION SUISSE D'INVESTISSEMENT PRISMA ESG WORLD EX-CH L.V.EQ. H | 0 | 12.745 | 12.745 |
| **D | GLG EUROPEAN LONG-SHORT FUND LTD | 0 | 689 | 689 |
| **D | THE MASTER TRUST BANK OF JAPAN LTD | 0 | 32.000 | 32.000 |
| **D | PIONEER FLEXIBLE OPPORTUNITIES FUND | 0 | 746.808 | 746.808 |
| **D | THE MASTER TRUST BANK OF JAPAN LTD | 0 | 125.991 | 125.991 |
| **D | THE MASTER TRUST BANK OF JAPAN LTD | 0 | 686.000 | 686.000 |
| **D | ANIMA SGR- ANIMA GEO ITALIA | 0 | 1.320.607 | 1.320.607 |
| **D | ANIMA SGR SPA ANIMA SELEZIONE EUROPA | 0 | 1.629.952 | 1.629.952 |
| **D | ANIMA SELEZIONE GLOBALE ANIMA SGR | 0 | 858.780 | 858.780 |
| **D | ANIMA SGR SPA ANIMA ALTO POTENZIALE EUROPA | 0 | 1.155.085 | 1.155.085 |
| **D | ANIMA SGR SPA - ANIMA VISCONTEO PLUS | 0 | 667.710 | 667.710 |
| **D | ANIMA SGR SPA | 0 | 372.600 | 372.600 |
| **D | ANIMA SGR- ANIMA ITALIA | 0 | 1.055.803 | 1.055.803 |
| **D | ANIMA VISCONTEO ANIMA SGR SPA | 0 | 3.797.100 | 3.797.100 |
| **D | ANIMA SGR SPA - ANIMA VALORE GLOBALE | 0 | 1.292.670 | 1.292.670 |
| **D | ANIMA SFORZESCO ANIMA SGR SPA | 0 | 1.780.223 | 1.780.223 |
| **D | ANIMA SGR SPA | 0 | 720.000 | 720.000 |
| **D | ANIMA EUROPA ANIMA SGR SPA | 0 | 726.989 | 726.989 |
| **D | ANIMA SGR SPA ANIMA VESPUCCI | 0 | 121.176 | 121.176 |
| **D | ANIMA SGR SPA ANIMA MAGELLANO | 0 | 579.519 | 579.519 |
| **D | ALETTI GES- C D BR | 0 | 124.029 | 124.029 |

Azionisti:
Azionisti in proprio:3.152 Teste:
11 Azionisti in delega:18
3.141

Pagina 17

LISTA ESITO DELLE VOTAZIONE

Oggetto: Autorizzazione all'acquisto e alla disposizione di azioni proprie

FAVOREVOLI

| Badge | Ragione Sociale | Proprio | Delega | Totale |
|-------|---|---------|------------|------------|
| **D | AXA EURO DIVIDEND K | 0 | 400.000 | 400.000 |
| **D | AXA EURO DIVIDEND S | 0 | 542.000 | 542.000 |
| **D | AXA EURO DIVIDEND DBVL | 0 | 302.000 | 302.000 |
| **D | AXA EURO DIVIDEND D | 0 | 54.000 | 54.000 |
| **D | AXA EURO DIVIDEND L | 0 | 168.000 | 168.000 |
| **D | AXA EURO DIVIDEND L | 0 | 126.506 | 126.506 |
| **D | AIRBUS INVEST FOR LIFE AKTIENFONDS 2 | 0 | 110.000 | 110.000 |
| **D | AXA ASSICURAZIONI S.P.A. | 0 | 24.082 | 24.082 |
| **D | LA FRANCAISE LUX | 0 | 131.000 | 131.000 |
| **D | AXA INSURANCE DAC | 0 | 86.729 | 86.729 |
| **D | BNPDSJ ACO SLW OFF GL EQ FD | 0 | 165.218 | 165.218 |
| **D | BNPDSJ ACO SLW OFF BRIDGE FD | 0 | 6.612 | 6.612 |
| **D | STANDARD LIFE INVESTMENTS | 0 | 415.552 | 415.552 |
| **D | RESPONSIBLE INVESTMENT LEADERS INT SHARE | 0 | 133.928 | 133.928 |
| **D | SENTOSA DEVELOPMENT CORPORATION | 0 | 106.008 | 106.008 |
| **D | FCP LA FRANCAISE AMLEAGUE EURO 45 | 0 | 199.000 | 199.000 |
| **D | BARYUM QUANT | 0 | 59.908 | 59.908 |
| **D | ABERDEEN MONCEAU | 0 | 32.924 | 32.924 |
| **D | LFP MULTI TRENDS | 0 | 594.366 | 594.366 |
| **D | LA FRANCAISE INFLECTION POINT ACTION EUR | 0 | 659.592 | 659.592 |
| **D | AXA INDICE EURO | 0 | 188.000 | 188.000 |
| **D | AXA INTERNATIONAL ACTIONS | 0 | 354.665 | 354.665 |
| **D | AXA AA DIVERSIFIE INDICIEL 1 | 0 | 270.890 | 270.890 |
| **D | ROSENBERG EUROBL0C | 0 | 786.000 | 786.000 |
| **D | AXA ROSENBERG INTERNATIONAL | 0 | 976 | 976 |
| **D | KLESIA LF ACTIONS EURO | 0 | 11.434.400 | 11.434.400 |
| **D | FCP ERAFP ACTIONS EUROS4 EDRAM | 0 | 5.300.000 | 5.300.000 |
| **D | ERAFP ACTION EURO III | 0 | 3.430.341 | 3.430.341 |
| **D | DNCA VALUE EUROPE | 0 | 956.004 | 956.004 |
| **D | DANSKE INVEST SICAV | 0 | 1.035.830 | 1.035.830 |
| **D | UNIVERSE THE CMI GLOBAL NETWORK FUND | 0 | 156.638 | 156.638 |
| **D | DANSKE INVEST SICAV EUROPA (SEK) | 0 | 3.354.946 | 3.354.946 |
| **D | JO HAMBRO CAPITAL MANAGEMENT UMBRELLA FU | 0 | 1.487.401 | 1.487.401 |
| **D | KAPITALFORENINGEN PENSAM INVEST PSI 10 GLOBALE AKTIER | 0 | 573.713 | 573.713 |
| **D | VELLIV, PENSION & LIVSFORSIKRING A/S | 0 | 1.003.729 | 1.003.729 |
| **D | STICHTING DEPOSITARY APG DEVELOPED MARKE | 0 | 73.644 | 73.644 |
| **D | STICHTING ASR BEWAARDER | 0 | 1.570.000 | 1.570.000 |
| **D | DEGROEF PETERCAM ASSET MANAGEMENT REPRESENTING ARGENTA PENSIOENS PAAR FONDS DEFENSIVE | 0 | 25.000 | 25.000 |
| **D | DEGROEF PETERCAM ASSET MANAGEMENT REPRESENTING ERGO FUND | 0 | 64.964 | 64.964 |
| **D | ROBECO CAPITAL GROWTH FUND | 0 | 40.000 | 40.000 |
| **D | DPAM HORIZON B | 0 | 4.502.811 | 4.502.811 |
| **D | DPAM INVEST B | 0 | 2.622.331 | 2.622.331 |
| **D | STICHTING SHELL PENSIOENFONDS | 0 | 637.252 | 637.252 |
| **D | ROBECO UMBRELLA FUND I N.V. | 0 | | |

Azionisti:
Azionisti in proprio:

3.152

11 Azionisti in delega:

18

3.141

Pagina 18

LISTA ESITO DELLE VOTAZIONE

Oggetto: Autorizzazione all'acquisto e alla disposizione di azioni proprie

FAVOREVOLI

| Badge | Ragione Sociale | Proprio | Delega | Totale |
|-------|--|---------|------------|------------|
| **D | SCHRODER GLOBAL ENHANCED INDEX FUND | 0 | 191.750 | 191.750 |
| **D | FIDUCIARY TRUST COMPANY INTERNATIONAL AS AGENT FORUS CLIENTS | 0 | 2.000 | 2.000 |
| **D | SCHRODER PENSION MANAGEMENT LTD | 0 | 12.655 | 12.655 |
| **D | MFS UTILITIES FUND | 0 | 13.015.996 | 13.015.996 |
| **D | NVIT INTERNATIONAL EQUITY FUND | 0 | 310.317 | 310.317 |
| **D | BOARD OF TRUSTEES OF THE NATIONAL PROVIDENT FUND AS TRUSTEE OF THE GLOBAL ASSET TRUST | 0 | 260.582 | 260.582 |
| **D | EQ ADVISORS TRUST - EQ/MFS UTILITIES SERIES PORTFOLIO | 0 | 746.868 | 746.868 |
| **D | EQ ADVISORS TRUST - 1290 VT SMARTBETA EQ | 0 | 17.000 | 17.000 |
| **D | SCHRODER ADVANCED BETA GLOBAL EQUITY SMA | 0 | 33.274 | 33.274 |
| **D | AXA ROSEBERG GLOBAL FUND | 0 | 520.000 | 520.000 |
| **D | AXA ROSEBERG EUROPEAN FUND | 0 | 72.000 | 72.000 |
| **D | SCHRODER QEP GLOBAL CORE FUND | 0 | 326.231 | 326.231 |
| **D | 1290 FUNDS - 1290 SMARTBETA EQUITY FUND | 0 | 12.000 | 12.000 |
| **D | MANULIFE INTERNATIONAL STOCK FUND UT | 0 | 941.711 | 941.711 |
| **D | SUN LIFE MFS LOW VOLATILY INTERNATION | 0 | 9.860 | 9.860 |
| **D | NBIMC EAFE EQUITY INDEX FUND - CLASS N | 0 | 189.498 | 189.498 |
| **D | NTW TRU DEP SERV LTD TRU PHASE INVEST FU | 0 | 114.119 | 114.119 |
| **D | UNIVERSITE DE GENEVE | 0 | 80.626 | 80.626 |
| **D | LOMBARD ODIER FUNDS (SWITZERLAND) SA I3D | 0 | 987.727 | 987.727 |
| **D | CAISSE INTER ENTREP DE PREV PROFES CIEPP | 0 | 539.073 | 539.073 |
| **D | DANSKE BANK PULJER | 0 | 1.181.040 | 1.181.040 |
| **D | D. I. EUROPA FOKUS | 0 | 133.039 | 133.039 |
| **D | INVEST DANSKE INV EUROPA HOJT UDBYTT | 0 | 1.604.654 | 1.604.654 |
| **D | INVESTERINGSFORENINGEN DANSKE INVEST | 0 | 213.229 | 213.229 |
| **D | INV DANSKE INVEST EUROPA 2 AKKUMULERE KL | 0 | 35.672 | 35.672 |
| **D | INV.DANSKE INVEST, EUROPA | 0 | 356.037 | 356.037 |
| **D | MHTB (LUX)/TMA UMBRELLA FUND-GLOBAL EQUI | 0 | 27.100 | 27.100 |
| **D | TMA UMBRELLA FD-TMA ACWI EX-JAPAN PORTF. | 0 | 53.900 | 53.900 |
| **D | TRUST E CUSTODY SERVICES BANK LTD | 0 | 1.081.288 | 1.081.288 |
| **D | TRUST & CUSTODY SERVICES BANK LTD AS TRUSTEE FOR PENSION INVESTMENT FUND TRUST NUMBER 21 | 0 | 139.828 | 139.828 |
| **D | BEST INVESTMENT CORPORATION | 0 | 500.617 | 500.617 |
| **D | BEST INVESTMENT CORPORATION | 0 | 201.453 | 201.453 |
| **D | THE HSBC GROUP HONG KONG LOCAL STAFF RETIREMENT BENEFIT SCHEME | 0 | 35.253 | 35.253 |
| **D | HSBC GUARANTEED FUND | 0 | 29.127 | 29.127 |
| **D | HANG SENG INSURANCE COMPANY LIMITED | 0 | 368.400 | 368.400 |
| **D | HSBC POOLED INVESTMENT FUND, HSBC POOLED EUROPEAN EQUITY FUND | 0 | 7.846.136 | 7.846.136 |
| **D | ISHARES EURO STOXX 50 INDEX ETF | 0 | 11.371 | 11.371 |
| **D | NH-AMUNDI PRIVATE SECURITIES INVESTMENT TRUST D1 (EQUITY BALANCED-DERIVATIVES) | 0 | 22.529 | 22.529 |
| **D | JPMORGAN MULTI INCOME FUND | 0 | 1.952.274 | 1.952.274 |
| **D | AMUNDI HK PORT GROWTH FUND | 0 | 17.201 | 17.201 |
| **D | ALLIANZ CHOICE BEST STYLES EUROPE FUND | 0 | 563.128 | 563.128 |
| **D | SCHRODER GLOBAL ALLOCATOR FUND | 0 | 4.410 | 4.410 |
| **D | HSBC P-FIN F HSBC POOLED GLOBAL EQUITY FD | 0 | 195.616 | 195.616 |

Azionisti:
Azionisti in proprio:

3.152

Teste:

Azionisti in delega:

18

3.141

Pagina 19

LISTA ESITO DELLE VOTAZIONE

Oggetto: Autorizzazione all'acquisto e alla disposizione di azioni proprie

FAVOREVOLI

| Badge | Ragione Sociale | Proprio | Delega | Totale |
|-------|--|---------|-----------|-----------|
| **D | JPMORGAN MULTI BALANCED FUND | 0 | 34.457 | 34.457 |
| **D | SHENPP EURO INDEX SECURITY MASTER INVEST | 0 | 35.365 | 35.365 |
| **D | ALL GL IN ASIA FD-ALLIANZ SEL EU EQY DIV | 0 | 199.977 | 199.977 |
| **D | HSBC LIFE (INTERNATIONAL) LIMITED | 0 | 473.004 | 473.004 |
| **D | HSBC MANAGED STABLE FUND | 0 | 2.012 | 2.012 |
| **D | HSBC MANAGED STABLE GROWTH FUND | 0 | 1.906 | 1.906 |
| **D | HSBC MANAGED BALANCED FUND | 0 | 10.830 | 10.830 |
| **D | HSBC MANAGED GROWTH FUND | 0 | 18.434 | 18.434 |
| **D | JPMORGAN EUROPE STRATEGIC DIVIDEND FUND | 0 | 100.079 | 100.079 |
| **D | FTSE ALL WORLD INDEX FUND | 0 | 437.704 | 437.704 |
| **D | CENTRAL FINANCE BOARD METHODIST CHURCH | 0 | 36.688 | 36.688 |
| **D | NORFOLK PENSION FUND | 0 | 159.661 | 159.661 |
| **D | AI STRATEGIC GLOBAL EQUITY FUND | 0 | 1.049.593 | 1.049.593 |
| **D | REASSURE LIMITED | 0 | 2.043.066 | 2.043.066 |
| **D | AI BALANCED PENSION FUND | 0 | 403.579 | 403.579 |
| **D | AI BALANCED LIFE FUND | 0 | 29.677 | 29.677 |
| **D | AI CAUTIOUS PENSION FUND | 0 | 4.920 | 4.920 |
| **D | AI DISTRIBUTION LIFE FUND | 0 | 20.437 | 20.437 |
| **D | AI GLOBAL EQUITY FUND | 0 | 1.288.581 | 1.288.581 |
| **D | FRIENDS LIFE AND PENSIONS LIMITED PIXHAM END | 0 | 871.336 | 871.336 |
| **D | FRIENDS LIFE FUNDS LIMITED | 0 | 1.456.742 | 1.456.742 |
| **D | HSBC GLOBAL ASSET MANAGEMENT LTD | 0 | 6.212 | 6.212 |
| **D | PUTM ACS EUROPEAN EX UK FUND | 0 | 680.081 | 680.081 |
| **D | HSBC EUROPEAN GROWTH FUND | 0 | 811.605 | 811.605 |
| **D | HSBC EUROPEAN INDEX FUND | 0 | 1.991.562 | 1.991.562 |
| **D | PHOENIX LIFE LIMITED | 0 | 3.218.301 | 3.218.301 |
| **D | ROYAL LONDON GROUP PENSION SCHEME | 0 | 119.869 | 119.869 |
| **D | THE BRUNNER INVESTMENT TRUST PLC | 0 | 944.864 | 944.864 |
| **D | THE PRUDENTIAL ASSURANCE COMPANY LTD | 0 | 2.274.663 | 2.274.663 |
| **D | PRUDENTIAL PENSIONS LIMITED | 0 | 166.678 | 166.678 |
| **D | AXA GLOBAL DISTRIBUTION FUND | 0 | 204.000 | 204.000 |
| **D | HSBC ETFs PLC 1 28 NORTH WALL QUAY | 0 | 448.895 | 448.895 |
| **D | HSBC MSCI EUROPE UCITS ETF | 0 | 373.956 | 373.956 |
| **D | ROYAL LONDON EUROPEAN GROWTH FUND | 0 | 2.087.643 | 2.087.643 |
| **D | HENDERSON INTERNATIONAL INCOME TRUST PLC | 0 | 963.546 | 963.546 |
| **D | ROYAL LONDON MUTUAL INSURANCE SOCIETY LTD | 0 | 52.692 | 52.692 |
| **D | HSBC GLOBAL INVESTMENT FUNDS | 0 | 926.388 | 926.388 |
| **D | HSBC GLOBAL INVESTMENT FUNDS EUROPEAN EQ | 0 | 273.551 | 273.551 |
| **D | NATIONAL GRID UK PENSION SCHEME | 0 | 542.385 | 542.385 |
| **D | PUTM GROWTH UNIT TRUST | 0 | 647.479 | 647.479 |
| **D | PUTM INTERNATIONAL GROWTH UT | 0 | 151.982 | 151.982 |
| **D | PUTM EUROPEAN UNIT TRUST | 0 | 190.037 | 190.037 |
| **D | PUTM OPPORTUNITY UNIT TRUST | 0 | 262.050 | 262.050 |

Azionisti: 18
Azionisti in proprio: 11 Azionisti in delega: 3.141

LISTA ESITO DELLE VOTAZIONE

Oggetto: Autorizzazione all'acquisto e alla disposizione di azioni proprie

FAVOREVOLI

| Badge | Ragione Sociale | Proprio | Delega | Totale |
|-------|--|---------|------------|------------|
| **D | PUTM BOTHWELL EUROPE FUND | 0 | 3.958.381 | 3.958.381 |
| **D | HSBC ETFS | 0 | 143.850 | 143.850 |
| **D | SONDERVERMOGEN PKMF INKA | 0 | 149.685 | 149.685 |
| **D | SONDERVERMOGEN TINIESA | 0 | 189.800 | 189.800 |
| **D | SONDERVERMOGEN ATLAS GI | 0 | 63.062 | 63.062 |
| **D | INTERNATIONALE KAPITALANLAGESELLSCHAFTMBH | 0 | 2.519.532 | 2.519.532 |
| **D | SONDERVERMOGEN AVAW | 0 | 441.333 | 441.333 |
| **D | SONDERVERMOGEN FONDS VKV | 0 | 154.680 | 154.680 |
| **D | INVECO ATTN: INTERNATIONALE KAPITALANLA | 0 | 611.712 | 611.712 |
| **D | SONDERVERMOGEN AVS-MF | 0 | 72.283 | 72.283 |
| **D | SONDERVERMOGEN AM 4 | 0 | 99.607 | 99.607 |
| **D | SONDERVERMOGEN INKA LUCK FONDS | 0 | 164.655 | 164.655 |
| **D | SONDERVERMOGEN TOSCA II | 0 | 107.353 | 107.353 |
| **D | SONDERVERMOEGEN FONDS CCS | 0 | 30.155 | 30.155 |
| **D | SCHOLLER-STIFTUNGSFONDS 1 AKTIEN | 0 | 59.536 | 59.536 |
| **D | ALLIANZ CGI SUBFONDS EQUITIES | 0 | 1.005.686 | 1.005.686 |
| **D | ALLIANZ GLR EM AGI EUR HIGH DIVIDEND | 0 | 1.399.572 | 1.399.572 |
| **D | ALLIANZ GLR SUB EQUITY EU RCM BEST STYLES FONDS | 0 | 623.654 | 623.654 |
| **D | SONDERVERMOEGEN ALLIANZGI-FONDS VBE | 0 | 525.365 | 525.365 |
| **D | SONDERVERMOEGEN ALLIANZGI-FONDS DEW-CO | 0 | 34.656 | 34.656 |
| **D | SONDERVERMOEGEN ALLIANZGI-FONDS DHCO | 0 | 28.772 | 28.772 |
| **D | SONDERVERMOEGEN ALLIANZGI-FONDS DSW-DREFONDS | 0 | 71.046 | 71.046 |
| **D | SONDERVERMOEGEN ALLIANZGI-FONDS DSW-CO | 0 | 47.044 | 47.044 |
| **D | ALLIANZ FAD EUROPE HIGH DIVIDEND | 0 | 1.162.408 | 1.162.408 |
| **D | ALLIANZ GLOBAL INVESTORS GMBH | 0 | 21.962.281 | 21.962.281 |
| **D | ALLIANZ PV-WS RCM SYSPRO INDEXING EUROLAND | 0 | 228.040 | 228.040 |
| **D | ALLIANZ PV-WS RCM SYSPRO VALUE EUROPE | 0 | 454.189 | 454.189 |
| **D | SONDERVERMOEGEN ALLIANZ RFG FONDS | 0 | 1.274.290 | 1.274.290 |
| **D | SONDERVERMOEGEN ALLIANZ VGI 1 FONDS | 0 | 221.613 | 221.613 |
| **D | ALLIANZ VGI 1 FONDS AGI GROWTH | 0 | 1.192.757 | 1.192.757 |
| **D | ALLIANZ VKA FONDS AGI INSURANCE DEDICATED LARGE CAPS | 0 | 1.272.750 | 1.272.750 |
| **D | SONDERVERMOEGEN ALLIANZ VKA FONDS | 0 | 1.815.900 | 1.815.900 |
| **D | SONDERVERMOEGEN LINVEST | 0 | 48.000 | 48.000 |
| **D | NIKKO GLOBAL TRI-ASSET FUND CIBC FINANCIAL CENTRE | 0 | 92.414 | 92.414 |
| **D | MELLON OFFSHORE FUNDS C/O CIBC BANK AND TRUST COMPANY (CAYMAN) LIMITE | 0 | 7.765.712 | 7.765.712 |
| **D | NWT-GRAVITY EUROPEAN EQUITY FUND | 0 | 54.832 | 54.832 |
| **D | GAM INVESTMENT MANAGEMENT (SWITZERLAND) AG ON BEHALF OF INST FLEXIBLE FUND | 0 | 300.000 | 300.000 |
| **D | GAM INVESTMENT MANAGEMENT (SWITZERLAND) AG ON BEHALF OF INST | 0 | 9.482 | 9.482 |
| **D | GAM INVESTMENT MANAGEMENT (SWI | 0 | 12.000 | 12.000 |
| **D | BANK JULIUS BAER & CO LTD | 0 | 12.800 | 12.800 |
| **D | WIF- EUROPE OPPORTUNITIES | 0 | 222.500 | 222.500 |
| **D | WIF-EUROPE DISCOVERY FUND | 0 | 236.744 | 236.744 |
| **D | SYSTEMATIC FIN MANAG INTER EQ CIT FUND | 0 | 108.000 | 108.000 |

Azionisti:

Azionisti in proprio:

3.152

11

Azionisti in delega:

18

3.141

Pagina 21

292

LISTA ESITO DELLE VOTAZIONE

Oggetto: Autorizzazione all'acquisto e alla disposizione di azioni proprie

FAVOREVOLI

| Badge | Ragione Sociale | Proprio | Delega | Totale |
|-------|---|---------|------------|------------|
| **D | UNIVERSITIES SUPERANNUATION SCHEME | 0 | 36.115.368 | 36.115.368 |
| **D | SWISSCANTO FONDSLEITUNG AG | 0 | 4.054.513 | 4.054.513 |
| **D | ASR LEVENSVERZEKERING N.V. | 0 | 463.499 | 463.499 |
| **D | WIF-EUROPE CORE EQUITY FD | 0 | 102.254 | 102.254 |
| **D | BAYERN INVEST LIBI-FONDS B. KAPITALVERWALTUNGSGESELLSCHAFT | 0 | 77.391 | 77.391 |
| **D | BAYERNINVEST VECO-FONDS B. KAPITALVERWALTUNGSGESELLSCHAFT | 0 | 67.713 | 67.713 |
| **D | PFA KAPITALFORENING | 0 | 1.182.811 | 1.182.811 |
| **D | INTERNATIONAL GROWTH AND INCOME FUND | 0 | 27.497.196 | 27.497.196 |
| **D | FOREIGN SECURITIES TRUST #1 | 0 | 983.036 | 983.036 |
| **D | JPMORGAN CHASE BANK - PB - UNITED STATES INDIVIDUALS | 0 | 5.759 | 5.759 |
| **D | JPMORGAN CHASE BANK - PB - UNITED STATES TRUSTS - CRA TREATY | 0 | 48.115 | 48.115 |
| **D | JPMORGAN CHASE BANK - PB - UNITED STATES TRUSTS | 0 | 45.435 | 45.435 |
| **D | JPMORGAN CHASE BANK - PB - UNITED STATES TRUSTS | 0 | 5.820 | 5.820 |
| **D | JPMORGAN CHASE BANK - PB - US TAX EX ENT | 0 | 127.768 | 127.768 |
| **D | JPMORGAN CHASE BANK - PB - UNITED STATES PARTNERSHIP | 0 | 8.625 | 8.625 |
| **D | JPMORGAN CHASE BANK - PB - US FOUNDATION | 0 | 13.280 | 13.280 |
| **D | JPMORGAN CHASE BANK - PB - US CORPORATIO | 0 | 19.785 | 19.785 |
| **D | CAPCO TRUST JERSEY LIMITED AS TRUSTEE OF | 0 | 18.417 | 18.417 |
| **D | CGMPV, LLC | 0 | 39.439.208 | 39.439.208 |
| **D | CAPITAL INCOME BUILDER INC | 0 | 78.250.000 | 78.250.000 |
| **D | EUROPACIFIC GROWTH FUND | 0 | 26.698.704 | 26.698.704 |
| **D | NEW PERSPECTIVE FUND INC. | 0 | 9.441.398 | 9.441.398 |
| **D | CAPITAL GROUP EMPLOYEE BENEFIT INV. TRUST | 0 | 48.851.600 | 48.851.600 |
| **D | THE INCOME FUND OF AMERICA INC | 0 | 2.360.000 | 2.360.000 |
| **D | NEW WORLD FUND INC | 0 | 74.390.000 | 74.390.000 |
| **D | CAPITAL WORLD GROWTH & INCOME FUND INC | 0 | 786.533 | 786.533 |
| **D | CAPITAL GROUP GLOBAL EQUITY FUND | 0 | 2.148.217 | 2.148.217 |
| **D | AVIVA LIFE & PENSIONS UK LIMITED | 0 | 30.418 | 30.418 |
| **D | DEKA INVESTMENT GMBH RE PENSIONS FONDS MA | 0 | 25.000 | 25.000 |
| **D | DEKA VERMOEGENSMANGE GMBH RE MV-FONDS | 0 | 98.000 | 98.000 |
| **D | DEKA INVESTM GMBH RE A-HECKER-FONDS I | 0 | 202.193 | 202.193 |
| **D | AVIVA INVESTORS INVESTMENT FUNDS ICVC AVIVA INVESTORS INTERNATIONAL INDEX TRACK | 0 | 1.394.449 | 1.394.449 |
| **D | STATE FARM INSURANCE CO EMPLO.RET TS | 0 | 15.760 | 15.760 |
| **D | JPMORGAN ACCESS BALANCED FUND | 0 | 9.346 | 9.346 |
| **D | KATHERINE C. MOORE CHARITABLE LEAD ANNUITY TRUST II | 0 | 10.060 | 10.060 |
| **D | FREDERICK S. UPTON FOUNDATION CAPITAL GU | 0 | 15.133 | 15.133 |
| **D | THE KATHERINE MOORE REVOCABLE TRUST | 0 | 6.506 | 6.506 |
| **D | FM KIRBY DTD TRUST 1/3/75 FBO JEFFERSON W KIRBY | 0 | 8.853 | 8.853 |
| **D | FM KIRBY TRUST DTD 1/3/75 FBO S DILLARD KIRBY | 0 | 6.505 | 6.505 |
| **D | F.M. KIRBY TRUST DATED 1/3/75 FBO FRED M. KIRBY III | 0 | 1.426 | 1.426 |
| **D | JAB CONSOLIDATED LTD | 0 | 1.345 | 1.345 |
| **D | JFB I LTD | 0 | 482.654 | 482.654 |
| **D | CAPITAL GUARDIAN GLOBAL EQUITY FUND | 0 | 2.070.224 | 2.070.224 |
| **D | CAPITAL GUARDIAN INTERNATIONAL (NON US) EQUITY FUND FOR TAX EXEMPT TRUSTS | 0 | | |

Azionisti:
Azionisti in proprio:

3.152

Teste:

18

Azionisti in delega:

3.141

Pagina 22

LISTA ESITO DELLE VOTAZIONE

Oggetto: Autorizzazione all'acquisto e alla disposizione di azioni proprie

FAVOREVOLI

| Badge | Ragione Sociale | Proprio | Delega | Totale |
|-------|---|---------|------------|------------|
| **D | JPMORGAN ACCESS GROWTH FUND | 0 | 22.982 | 22.982 |
| **D | PROVEDA GLOBAL EQUITY, LP | 0 | 3.936 | 3.936 |
| **D | DPAM EQUITY L | 0 | 1.071.932 | 1.071.932 |
| **D | DPAM L | 0 | 57.000 | 57.000 |
| **D | MUANG THAI LIFE ASS PUB COMPANY LIMITED | 0 | 126.175 | 126.175 |
| **D | SWISS NATIONAL BANK | 0 | 32.481.481 | 32.481.481 |
| **D | VIDACAIXA SAU | 0 | 7.376.458 | 7.376.458 |
| **D | CAIXABANK ASSET MANAGEMENT SGIIC SA | 0 | 15.101.231 | 15.101.231 |
| **D | ALAS INV SERVICESMONDRIAN INV | 0 | 258.298 | 258.298 |
| **D | COMMERCE TRUST COMPANY | 0 | 500 | 500 |
| **D | BNYMCIL CGF WDEQ LA | 0 | 44.942 | 44.942 |
| **D | BS ZURICH VIDA | 0 | 165.740 | 165.740 |
| **D | STATE OF WISCONSIN INVESTMENT BOARD | 0 | 306.689 | 306.689 |
| **D | STATE OF WISCONSIN INVESTMENT BOARD | 0 | 1.518.092 | 1.518.092 |
| **D | STATE OF WISCONSIN INVESTMENT BOARD | 0 | 4.809.787 | 4.809.787 |
| **D | STATE OF WISCONSIN INVESTMENT BOARD | 0 | 633.788 | 633.788 |
| **D | AUTORIDADE MONETARIA DE MACAU | 0 | 1.101.000 | 1.101.000 |
| **D | MSAR SCHRÖDER | 0 | 235.630 | 235.630 |
| **D | THE GOVERNMENT EMPLOYEES PENSION FUND GEPF | 0 | 307.474 | 307.474 |
| **D | SUBSIDIZED SCHOOLS P FUND NORTHERN | 0 | 78.421 | 78.421 |
| **D | ARCONIC RETIREMENT PLANS MASTER TRUST | 0 | 302.879 | 302.879 |
| **D | WILLIS TOWERS WATSON GROUP TRUST | 0 | 126.204 | 126.204 |
| **D | THE HARTFORD RETIREMENT PLAN TRUST FOR US EMPLOYEES | 0 | 163.327 | 163.327 |
| **D | POWERSHARES S AND P INT DEVELOPED LOW DEVELOPED LOW | 0 | 19.025 | 19.025 |
| **D | LEGG MASON INTERNATIONAL LOW VOLATILITY HIGH DIVIDEND ETF | 0 | 193.151 | 193.151 |
| **D | INTL BESS LP | 0 | 42.908 | 42.908 |
| **D | ACADIAN LIQUID MULTI ASSET VALUE | 0 | 243 | 243 |
| **D | ACADIAN LIQUID MULTI ALPHA QUALITY EQUITY FUND LLC | 0 | 1.713 | 1.713 |
| **D | INTERNATIONAL EQUITY FUND | 0 | 522.711 | 522.711 |
| **D | USBK TR OKR GBL TAC ALL FUND | 0 | 86.564 | 86.564 |
| **D | KAPITALFORENINGEN EMD INVEST, GLOBALE AK TIER/II | 0 | 31.351 | 31.351 |
| **D | KAPITALFORENINGEN EMD INVEST, GLOBALE AK TIER/III | 0 | 78.631 | 78.631 |
| **D | QS INTERNATIONAL EQUITY FUND | 0 | 236.020 | 236.020 |
| **D | QS GLOBAL MARKET NEUTRAL FUND | 0 | 32.000 | 32.000 |
| **D | 55002 UP EUROPAELSKA AKTIER | 0 | 881.382 | 881.382 |
| **D | 56037 IP LOW RISK EQUITIES II | 0 | 2.516.840 | 2.516.840 |
| **D | INVESTIN PRO F.M.B.A. | 0 | 729.665 | 729.665 |
| **D | 56038 IP LOW RISK EQUITIES I | 0 | 1.003.425 | 1.003.425 |
| **D | 55041 KUP GLOBALE AKTIER IV | 0 | 16.346 | 16.346 |
| **D | MAN INTERNATIONAL ICVC MAN DYNAMIC ALLOCATION FUND | 0 | 54.000 | 54.000 |
| **D | NON US EQUITY MGRS PORT 4 LSV | 0 | 715.700 | 715.700 |
| **D | LSV NONUS EQUITY LLCIC | 0 | 485.800 | 485.800 |
| **D | NONUS EQ MANAGERS PORT 3ACADIANAN | 0 | 14.880 | 14.880 |

Azionisti:

Azionisti in proprio: 11

Teste:

Azionisti in delega: 18

18

3.141

LISTA ESITO DELLE VOTAZIONE

Oggetto: Autorizzazione all'acquisto e alla disposizione di azioni proprie

FAVOREVOLI

| Badge | Ragione Sociale | Proprio | Delega | Totale |
|-------|---|---------|------------|------------|
| **D | GS TACS MARKET CONTINUOUS INTERNATIONAL | 0 | 635.874 | 635.874 |
| **D | GREAT WEST INTERNATIONAL GROWTH FUND | 0 | 1.233.200 | 1.233.200 |
| **D | DT INTERNATIONAL STOCK INDEX FUND | 0 | 406.445 | 406.445 |
| **D | GREAT WEST CORE STRATEGIES INTERNATIONAL EQUITY FUND | 0 | 135.622 | 135.622 |
| **D | AST OMA INTL CORE EQUITY PORT PDMP | 0 | 2.159.252 | 2.159.252 |
| **D | ADVANCED SERIES ASTPRUDENTIAL FLEXIBLE MULTI STRATEGY PORTFOLIO | 0 | 84.351 | 84.351 |
| **D | THE BOSTON COMPANY INC POOLED EMPLOYEE INTERNATIONAL EQUITY FUND | 0 | 199.546 | 199.546 |
| **D | THE STELLAR FUND | 0 | 83.086 | 83.086 |
| **D | GEORGIA TECH FOUNDATION INC | 0 | 171.807 | 171.807 |
| **D | BNYMTCIL WINTON EUROPEAN EQU FD T | 0 | 27.383 | 27.383 |
| **D | WCM INVESTMENT MANAGEMENT | 0 | 4.833 | 4.833 |
| **D | BNYMTCIL WINTON GLOBAL EQUITY FD TR | 0 | 5.734 | 5.734 |
| **D | FIRSTENERGY SYSTEM MASTER RETIREMENT TRUST | 0 | 246.200 | 246.200 |
| **D | LEGAL AND GENERAL UCITS ETF PLC | 0 | 251.931 | 251.931 |
| **D | CADENCE GLOBAL EQUITY FUND LP | 0 | 4.108 | 4.108 |
| **D | PCHF LSV ASSET MGMT | 0 | 49.500 | 49.500 |
| **D | NATIONAL BANK TRUST | 0 | 5.685.979 | 5.685.979 |
| **D | WESTWOOD TRUST INTERNATIONAL EQUITY EMPLOYEE BENEFIT TRUST FUND | 0 | 2.584 | 2.584 |
| **D | WT GLOBAL DIVIDEND PT | 0 | 11.205 | 11.205 |
| **D | OMAM SEED HOLDINGS LLC | 0 | 3.917 | 3.917 |
| **D | VANGUARD FTSE ALL-WORLD EX US INDEX FUND | 0 | 13.796.172 | 13.796.172 |
| **D | VANGUARD EUROPEAN STOCK INDEX FUND | 0 | 15.192.154 | 15.192.154 |
| **D | THE FALKLANDS ISLANDS GOVERNMENT | 0 | 100.572 | 100.572 |
| **D | THE FALKLAND ISLANDS GOVERNMENT FALKLAND ISLANDS GOVERNMENT GROWTH FUND | 0 | 161.063 | 161.063 |
| **D | PENDENNIS FUND | 0 | 59.968 | 59.968 |
| **D | BNYMTD UK LIMITED AS TRUSTEE OF CF CATALYST TRUST | 0 | 220.000 | 220.000 |
| **D | WESPATH FUNDS TRUST | 0 | 274.860 | 274.860 |
| **D | F AND K LORIG TR DTD 12 17 88 | 0 | 13.860 | 13.860 |
| **D | RIVER PARTNERS GLOBAL EQUITY, LLC | 0 | 1.969 | 1.969 |
| **D | RED DIAMOND INTERNATIONAL EQUITY LP | 0 | 17.137 | 17.137 |
| **D | ALAMOSIA LLC | 0 | 18.396 | 18.396 |
| **D | STICHTING SPOORWEGPENSIOENFONDS | 0 | 187.225 | 187.225 |
| **D | INVESCO S AND P EUROPE 350 EQUAL WEIGHT INDEX ETF | 0 | 12.318 | 12.318 |
| **D | SP LLP UK CHARITIES CLIENTS AC | 0 | 4.873.400 | 4.873.400 |
| **D | SIM OMNIBUS SARASIN INVEST MGMT | 0 | 282.858 | 282.858 |
| **D | SARASIN AND PARTNERS LLP | 0 | 156.991 | 156.991 |
| **D | MULT BOS WITH SAME RESIDENCY | 0 | 297.224 | 297.224 |
| **D | THE CONSOLIDATED EDISON PENSION PLAN MASTER TRUST | 0 | 2.490.655 | 2.490.655 |
| **D | DEP OF SSGA NONUS EQUITY H1 | 0 | 27.325 | 27.325 |
| **D | DEP OF SSGA NONUS EQUITY R2 | 0 | 34.695 | 34.695 |
| **D | DEP OF SSGA NONUS EQUITY B1 | 0 | 42.983 | 42.983 |
| **D | DEP OF SSGA NONUS EQUITY B2 | 0 | 36.725 | 36.725 |

Azionisti:

3.152 Teste: 18

Azionisti in proprio: 11 Azionisti in delega: 3.141

Pagina 24

LISTA ESITO DELLE VOTAZIONE

Oggetto: Autorizzazione all'acquisto e alla disposizione di azioni proprie

FAVOREVOLI

| Badge | Ragione Sociale | Proprio | Delega | Totale |
|-------|--|---------|-----------|-----------|
| **D | CENTRAL PENSION FUND OF THE INTERNATIONAL UNION OF OPERATING ENGINEERS AND PARTICIPATING EMPLOYERS | 0 | 0 | 103.193 |
| **D | MINISTERS AND MISSNRES BENEFIT BRD OF AMERICAN BPTST CHURCHES | 0 | 94.507 | 94.507 |
| **D | PG AND E CORPORATION RETIREMENT MASTER TRUST | 0 | 57.200 | 57.200 |
| **D | GRANT SCHOOLS PROVIDENT FUND | 0 | 5.976 | 5.976 |
| **D | SUBSIDIZED SCHOOLS PROVIDENT FUND | 0 | 125.109 | 125.109 |
| **D | IQ 500 INTERNATIONAL ETF | 0 | 129.312 | 129.312 |
| **D | RVN WILLIAM BLAIR | 0 | 8.325 | 8.325 |
| **D | CAPRICORN SA SICAV SIF | 0 | 3.486 | 3.486 |
| **D | AIF 21117 LEIP AKTIER GLOBALE VI | 0 | 20.000 | 20.000 |
| **D | AZARETH LITERARY AND BENEVOLENT INSTITUTION | 0 | 105.216 | 105.216 |
| **D | LEXINGTON INT, LLC | 0 | 69.659 | 69.659 |
| **D | CERVURITE INTERNATIONAL LLC | 0 | 199.601 | 199.601 |
| **D | SYCAMORE INVESTMENT CO LP | 0 | 10.871 | 10.871 |
| **D | MARANIC II LLC | 0 | 15.229 | 15.229 |
| **D | TERREBONNE INVESTMENTS, L.P. | 0 | 134.275 | 134.275 |
| **D | WINDFALL INVESTMENTS, L.P. | 0 | 14.650 | 14.650 |
| **D | PHILANTHROPAR INVESTMENTS LP | 0 | 31.130 | 31.130 |
| **D | OHM STRATEGIC PARTNERS LP | 0 | 75.875 | 75.875 |
| **D | JASPER RIDGE DIVERSIFIED TAX EXEMPT LP | 0 | 67.039 | 67.039 |
| **D | OHSU FOUNDATION ENDOWMENT FUND LP | 0 | 21.855 | 21.855 |
| **D | OSP LIQUID FUND, LP | 0 | 54.930 | 54.930 |
| **D | MIRF ALLIANCE BERNSTEIN F | 0 | 324.990 | 324.990 |
| **D | MIRF ARROWSTREET FOREIGNL | 0 | 516.704 | 516.704 |
| **D | USMIA GLOBAL EQUITY | 0 | 25.511 | 25.511 |
| **D | RAILWAYS PENSION TRUSTEE COMPANY LIMITED | 0 | 2.369.793 | 2.369.793 |
| **D | BRAF QUANT GLEBL VAL EQTY | 0 | 4.010 | 4.010 |
| **D | CHI OPERATING INVESTMENT PROGRAM L.P. | 0 | 266.551 | 266.551 |
| **D | CATHOLIC HEALTH INITIATIVES MASTER TRUST | 0 | 135.829 | 135.829 |
| **D | FIRST INITIATIVES INSURANCE LIMITED | 0 | 28.291 | 28.291 |
| **D | THE HODSON TRUST | 0 | 85.355 | 85.355 |
| **D | INTL EQUITY FUND MONDRIAN | 0 | 3.829.298 | 3.829.298 |
| **D | DRWA LTD | 0 | 272.595 | 272.595 |
| **D | SEQUOIA HOLDINGS LLC | 0 | 35.107 | 35.107 |
| **D | CANDENCE GLOBAL EQUITY FUND LP | 0 | 772 | 772 |
| **D | PACER TRENDPILOT INTERNATIONAL ETF | 0 | 1.372 | 1.372 |
| **D | CENTRAL PENSION FUND OF THE INT UNION OF OPERATING ENGINEERS AND PARTICIPATING EMPLOYERS | 0 | 348.266 | 348.266 |
| **D | WELLS FARGO BANK N.A. | 0 | 25.614 | 25.614 |
| **D | WF MFS LTD EAFE GLOBAL | 0 | 66.739 | 66.739 |
| **D | IOWA PUBLIC EMPLOYEES RETIREMENT SYSTEM | 0 | 767.751 | 767.751 |
| **D | C9W CITW FD PARAMETRIC | 0 | 19.226 | 19.226 |
| **D | BNYMTD AMITY EUROPEAN FUND | 0 | 400.000 | 400.000 |
| **D | FERS AND POLICE PENSION ASSOCIATION OF COLORADO | 0 | 141.598 | 141.598 |

Azionisti:

Azionisti in proprio: 11

Teste:

Azionisti in delega: 3.152

18

3.141

Pagina 25

296

LISTA ESITO DELLE VOTAZIONE

Oggetto: Autorizzazione all'acquisto e alla disposizione di azioni proprie

FAVOREVOLI

| Badge | Ragione Sociale | Proprio | Delega | Totale |
|-------|--|---------|------------|------------|
| **D | GETF GABELLI UTILITY TRUST | 0 | 300.000 | 300.000 |
| **D | THE SULTANATE OF OMAN MINISTRY OF DEFENCE PENSION FUND | 0 | 134.601 | 134.601 |
| **D | THE BOSTON COMPANY ASSET MANAGEMENT | 0 | 125.139 | 125.139 |
| **D | RPL BERNSTEIN NON EQ | 0 | 11.480 | 11.480 |
| **D | RWSF CIT ACWI | 0 | 2.252.302 | 2.252.302 |
| **D | RWSF CIT ACWIEUXS | 0 | 1.681.723 | 1.681.723 |
| **D | RWSF CIT EAFE | 0 | 2.824.437 | 2.824.437 |
| **D | ARROWSTREET COLLECTIVE INVESTMENT TRUST | 0 | 99.323 | 99.323 |
| **D | OICF OICL OCICL PZENA | 0 | 841.468 | 841.468 |
| **D | ACADIAN INTERNATIONAL ALL-CAP FUND | 0 | 66.815 | 66.815 |
| **D | ACADIAN GLOBAL EQUITY FUND | 0 | 13.797 | 13.797 |
| **D | ACADIAN NON-US CONCENTRATED FUND | 0 | 35.671 | 35.671 |
| **D | ROTHSCHILD BELGIQUE SUCC ET RCB | 0 | 6.336 | 6.336 |
| **D | RCB AVOIRS OPCVM | 0 | 379.980 | 379.980 |
| **D | RCB AVOIRS FIA | 0 | 103.227 | 103.227 |
| **D | TEXAS UTILITIES QUAL NDT PARTNERSHIP | 0 | 11.941 | 11.941 |
| **D | FIDELITY SALEM STREET TRUST FIDELITY SAI INTERNATIONAL INDEX FUND | 0 | 4.188.382 | 4.188.382 |
| **D | BARNARD COLLEGE | 0 | 31.790 | 31.790 |
| **D | VANGUARD GLOBAL DIVIDEND FUND | 0 | 6.383 | 6.383 |
| **D | USBK CCA AGGRESSIVE RETURN FUND | 0 | 4.249 | 4.249 |
| **D | VIDENT INTERNATIONAL EQUITY FUND | 0 | 498.195 | 498.195 |
| **D | USBK REGIONAL TRANSPORTATION DSPP | 0 | 11.861 | 11.861 |
| **D | B4305 FRB S LUND RES TR FBO B LUND | 0 | 4.379 | 4.379 |
| **D | B4306 FRB M LUND REV TR | 0 | 5.831 | 5.831 |
| **D | U S BANK NATIONAL ASSOCIATION | 0 | 6.768 | 6.768 |
| **D | CONGREGATION OF THE SISTERS OF CHARITY OF THE INCARNATE WORD | 0 | 27.114 | 27.114 |
| **D | CBZ CUIT INTERNATIONAL PRINCIPAL | 0 | 231.034 | 231.034 |
| **D | 1135 APG DME STCK SEL | 0 | 19.418.023 | 19.418.023 |
| **D | 1145 APG DME NUMERIC | 0 | 6.950.400 | 6.950.400 |
| **D | 2048 APG DME IACM GL | 0 | 1.014.944 | 1.014.944 |
| **D | 2049 APG DME ARROWST | 0 | 6.074.031 | 6.074.031 |
| **D | SSGA GLOBAL TEMC STRAT POOL | 0 | 16.271 | 16.271 |
| **D | THE MANUFACTURERS LIFE INSURANCE COMPANY | 0 | 458.323 | 458.323 |
| **D | UNISYS MASTER TRUST | 0 | 530.338 | 530.338 |
| **D | MASSEY INTECH | 0 | 31.780 | 31.780 |
| **D | PANAGORA RISK PARITY MULTI ASSET MASTER FUND LTD | 0 | 132.927 | 132.927 |
| **D | THE BANK OF NEW YORK MELLON EMPLOYEE BENEFIT COLLECTIVE INVESTMENT FUND PLAN | 0 | 6.584.433 | 6.584.433 |
| **D | BNYM EB DYNAMIC Gwth MCM | 0 | 404.200 | 404.200 |
| **D | LLOYD'S REGISTER FOUNDATION | 0 | 441.960 | 441.960 |
| **D | CF DV INTERNATIONAL STOCK INDEX FUND | 0 | 355.927 | 355.927 |
| **D | CF DV DYNAMIC GROWTH FUND | 0 | 80.300 | 80.300 |
| **D | BLK COMTS INC INV TST INV PF BNYMTD | 0 | 396.516 | 396.516 |
| **D | PHILADELPHIA GAS WORKS PENSION PLAN | 0 | 8.833 | 8.833 |

Azionisti:
Azionisti in proprio:3.152 Teste:
11 Azionisti in delega:18
3.141

Pagina 26

LISTA ESITO DELLE VOTAZIONI

Oggetto: Autorizzazione all'acquisto e alla disposizione di azioni proprie

FAVOREVOLI

| Badge | Ragione Sociale | Proprio | Delega | Totale |
|-------|--|---------|------------|------------|
| **D | FIRST STATE INVESTMENTS ICVC FIRST STATE DIVERSIFIED GROWTH FUND | 0 | 7.654 | 7.654 |
| **D | VOYA CBRE GLOBAL INFRASTRUCTURE FUND | 0 | 680.733 | 680.733 |
| **D | SAN FRANCISCO CITY AND COUNTY EMPLOYEES RETIREMENT SYSTEM | 0 | 2.137.886 | 2.137.886 |
| **D | STICHTING DEPOSITARY APG DEVELOPED MARKETS EQUITY POOL | 0 | 8.278.095 | 8.278.095 |
| **D | THE COMMONWEALTH FUND | 0 | 6.426 | 6.426 |
| **D | THE UNIVERSITY COURT OF THE UNIVERSITY OF GLASGOW | 0 | 75.984 | 75.984 |
| **D | BRIDGE BUILDER INTERNATIONAL EQUITY FUND | 0 | 3.502.157 | 3.502.157 |
| **D | BCT POOLED INVESTMENT FUND SERIES SMARTEUROPEAN EQUITY FUND | 0 | 80.785 | 80.785 |
| **D | IVY PROSHARES MSCI ACWI INDEX FUND | 0 | 19.673 | 19.673 |
| **D | ADVANCED SERIES TRUST -AST ACADEMIC STRATEGIES ASSET ALLOCATION PORTFOLIO | 0 | 4.708 | 4.708 |
| **D | MACQUARIE GLOBAL INFRASTRUCTURE TOTAL RETURN FUND INC | 0 | 944.189 | 944.189 |
| **D | U S BANK NATIONAL ASSOCIATION | 0 | 120.687 | 120.687 |
| **D | BNY MELLON GLOBAL INFRASTRUCTURE INCOME FUND | 0 | 82.973 | 82.973 |
| **D | SAN DIEGO COUNTY EMPLOYEES RETIREMENTASSOCIATION | 0 | 154.957 | 154.957 |
| **D | FOREST FOUNDATION | 0 | 1.052 | 1.052 |
| **D | STEWARDSHIP FOUNDATION | 0 | 5.504 | 5.504 |
| **D | WEB TRUST NUMBER ONE | 0 | 2.449 | 2.449 |
| **D | 1975 IRREV TRUST OF C D WEYERHAEUSER | 0 | 12.973 | 12.973 |
| **D | CDW 73 IRR PARA GL | 0 | 4.740 | 4.740 |
| **D | RICHARD KING MELLON FDN | 0 | 127.941 | 127.941 |
| **D | R.K. MELLON INTERNATIONAL FUND. | 0 | 308.407 | 308.407 |
| **D | FRK MUT GBL DISC FD | 0 | 47.289.701 | 47.289.701 |
| **D | FTVPT MUTUAL GLOBAL DISCOVERY SECURITIES FUND | 0 | 1.658.765 | 1.658.765 |
| **D | FRANKLIN MUTUAL EUROPEAN FUND | 0 | 276.820 | 276.820 |
| **D | FRANKLIN ADVISERS, INC. | 0 | 6.440 | 6.440 |
| **D | DREYFUS VARIABLE INTERNATIONAL VAL | 0 | 107.311 | 107.311 |
| **D | AZL NFJ INTERNATIONAL VALUE FUND | 0 | 27.193 | 27.193 |
| **D | PNC GBL OMNIBUS CUSTODY | 0 | 624 | 624 |
| **D | POWERSHARES S AND P INTERNATIONAL DEVELOPED HIGH DIVIDEND LOW VOLATILITY PORTFOLIO | 0 | 13.257 | 13.257 |
| **D | MARION BRADLEY PARTITION TRUST | 0 | 47.446 | 47.446 |
| **D | NKB SII EUROPE VALUE | 0 | 256.314 | 256.314 |
| **D | NKB SII DOW JONES SWI | 0 | 115.831 | 115.831 |
| **D | CANDLES PROVIDENT PENSION FUND | 0 | 8.930 | 8.930 |
| **D | EMPLOYEES RETIREMENT SYSTEM OF TEXAS | 0 | 652.000 | 652.000 |
| **D | DEUTSCHE XTRKS MSCI ALL WORLD HDG | 0 | 39.354 | 39.354 |
| **D | BNYMTCIL CGF EUR EQ FD | 0 | 330.000 | 330.000 |
| **D | ACADIAN GLOBAL MANAGED VOLATILITY EQUITY FUND LLC | 0 | 1.648.013 | 1.648.013 |
| **D | BOK KIC AAEQ 3 | 0 | 1 | 1 |
| **D | BOK MCM DM PEC | 0 | 82.439 | 82.439 |
| **D | BOK KIC GAEQ16 | 0 | 1 | 1 |
| **D | ING GLOBAL EQUITY FUND | 0 | 4.169.768 | 4.169.768 |
| **D | ACADIAN INTERNATIONAL EQUITY FUND LLC | 0 | 824.572 | 824.572 |
| **D | NN PPLNV NN PREMIUM DIVIDEND FUND | 0 | 667.982 | 667.982 |

Azionisti:
Azionisti in proprio:3.152
H18
3.141

Pagina 27

298

LISTA ESITO DELLE VOTAZIONE

Oggetto: Autorizzazione all'acquisto e alla disposizione di azioni proprie

FAVOREVOLI

| Badge | Ragione Sociale | Proprio | Delega | Totale |
|-------|---|---------|------------|------------|
| **D | ING PARAPLUFONDS 1 N.V. | 0 | 2.038.745 | 2.038.745 |
| **D | NN PPLNV NN GLOBAL FUND | 0 | 2.376.813 | 2.376.813 |
| **D | AOHIT HAI RHUMBLINE EAFE THE ARCHDIOCESE OF HARTFORD INVESTMENT TRUST | 0 | 5.477 | 5.477 |
| **D | HRCO REWT HAP RHUMBLINE EAFE | 0 | 4.038 | 4.038 |
| **D | DUFF AND PHELPS GLOBAL UTILITY INCOME FUND INC | 0 | 3.530.000 | 3.530.000 |
| **D | NATIONAL ELEVATOR INDUSTRY HEALTH BENEFIT PLAN | 0 | 109.300 | 109.300 |
| **D | ALASKA PERMANENT FUND CORPORATION | 0 | 5.265.810 | 5.265.810 |
| **D | POWERSHARES S AND P GLOBAL EX CANADA HIGH DIVIDEND LOW VOLATILITY INDEX ETF | 0 | 21.001 | 21.001 |
| **D | PUBLIC EMPLOYEES RETIREMENT SYSTEM OF MISSISSIPPI | 0 | 1.206.988 | 1.206.988 |
| **D | FLORIDA RETIREMENT SYSTEM | 0 | 3.456.411 | 3.456.411 |
| **D | FLORIDA RETIREMENT SYSTEM | 0 | 3.535.303 | 3.535.303 |
| **D | PS FTSE LO BT EQ WT PORT | 0 | 21.176 | 21.176 |
| **D | BNY MELLON GLOBAL FUNDS PLC | 0 | 113.046 | 113.046 |
| **D | GAMMA EMIRATES INVESTMENTS LLC | 0 | 13.217 | 13.217 |
| **D | CEP DEP IP GLOBAL EX UK ENHAN IND | 0 | 20.126 | 20.126 |
| **D | CEP DEP IP GLOBAL TARGETED RE FUND | 0 | 1.898.593 | 1.898.593 |
| **D | RPTCL GRPF AQR DEFENSIVE | 0 | 60.796 | 60.796 |
| **D | WILMINGTON MULTI MANAGER INTERNATIONAL FUND | 0 | 150.069 | 150.069 |
| **D | WILM MULTI MGR FD JO HAMBRO | 0 | 505.800 | 505.800 |
| **D | 56053 IP GLOBAL EQUITIES I | 0 | 498.625 | 498.625 |
| **D | GOLDMAN SACHS GMS ERISA GROUP TRUST | 0 | 166.400 | 166.400 |
| **D | NONUS EQUITY MGRSPORT 1 ACADIANAN | 0 | 139.136 | 139.136 |
| **D | AST PRU GRWTH ALL PTF QMA EAFE PDFF | 0 | 3.587.541 | 3.587.541 |
| **D | PS FTSERAFI EU UCITS ETF BNYMTCIL | 0 | 9.829 | 9.829 |
| **D | POWERSHARES GLOBAL FUNDS IRELAND PLC | 0 | 28.769 | 28.769 |
| **D | PS FTSE RAFI DEVEL MAR EX US PORT | 0 | 1.072.380 | 1.072.380 |
| **D | IVY PZENA INTERNATIONAL VALUE FUND | 0 | 1.154.039 | 1.154.039 |
| **D | PUBLIC EMPLOYEES RETIREMENT ASSOCIATION OF NEW MEXICO | 0 | 737.224 | 737.224 |
| **D | BNYMTCIL GLG EUROPEAN EQ ALTER TRAD | 0 | 314.735 | 314.735 |
| **D | FT ISE GLOBAL WIND ENERGY INDEX FND | 0 | 248.912 | 248.912 |
| **D | FT NASDAQ SMART GRID INDEX FUND | 0 | 42.149 | 42.149 |
| **D | PRUDENTIAL INVESTMENT PORTFOLIOS INC PRUDENTIAL BALANCED FUND | 0 | 18.457 | 18.457 |
| **D | PRU QMA WRLD FD INC PRU INT EQTY | 0 | 347.428 | 347.428 |
| **D | PRU SECTOR FDS INC PRU UTILITY FD | 0 | 10.531.349 | 10.531.349 |
| **D | PSF CONSERVATIVE BAL PORTIF QMA | 0 | 37.277 | 37.277 |
| **D | PSF FLEXIBLE MANAGED PORTF QMA | 0 | 61.882 | 61.882 |
| **D | THE PRUDENTIAL SERIES FUND GLOBAL PORTFOLIO | 0 | 476.200 | 476.200 |
| **D | AST JPM GL THEM PORT 2 INT EME PDNE | 0 | 601.442 | 601.442 |
| **D | AST JENNISON GLOBAL INFRASTR PDNM | 0 | 49.948 | 49.948 |
| **D | PRU JEN GL INFRASTRUCTURE FUND PDLF | 0 | 160.264 | 160.264 |
| **D | AST FI PYRAMIS QUANT AA GLB EQ PDGH | 0 | 319.467 | 319.467 |
| **D | AST FI PYRAMIS QUANT AA IE SC PDGJ | 0 | 929.862 | 929.862 |
| **D | ADVANCED-SERIES TRUST-AST PRUDENTIAL GROWTH ALLOCATION PORTFOLIO | 0 | 1.397.675 | 1.397.675 |

299

LISTA ESITO DELLE VOTAZIONE

Oggetto: Autorizzazione all'acquisto e alla disposizione di azioni proprie

FAVOREVOLI

| Badge | Ragione Sociale | Proprio | Delega | Totale |
|-------|--|---------|------------|------------|
| **D | AST RCM WORLD TRENDS PORT PDBF | 0 | 1.128.167 | 1.128.167 |
| **D | AST MORGAN STANLEY MULTI ASSET PDMS | 0 | 1.167 | 1.167 |
| **D | AST BLKRX GLOBAL STRAT PT TE PDDG | 0 | 29.417 | 29.417 |
| **D | GREAT-WEST INTERNATIONAL INDEX FUND | 0 | 573.183 | 573.183 |
| **D | STICHTING BEDRIJFSTAKPENSIOENFONDS VOOR DEZOEETWARENINDUSTRIE | 0 | 304.462 | 304.462 |
| **D | BNYWCIL PS ST HIDVLWVI UCITS ETF | 0 | 44.847 | 44.847 |
| **D | ALLSTATE LIFE INSURANCE COMPANY | 0 | 257.650 | 257.650 |
| **D | LMIF NUMERIC EUROPE CORE | 0 | 618.700 | 618.700 |
| **D | SARATOGA INTERNATIONAL EQUITY PORTFOLIO | 0 | 35.200 | 35.200 |
| **D | CATHOLIC COMMUNITY FOUNDATION OF MINNESOTA | 0 | 12.177 | 12.177 |
| **D | IWHF LSV ASSET INVESTMENT | 0 | 39.600 | 39.600 |
| **D | THE BANK OF KOREA | 0 | 595.155 | 595.155 |
| **D | TEXTRON INC MASTER TRUST | 0 | 45.452 | 45.452 |
| **D | PFI INTL EQUITY INDEX FUND | 0 | 617.697 | 617.697 |
| **D | FIRST INVESTORS GLOBAL FUND | 0 | 450.000 | 450.000 |
| **D | INVESCO STRATEGIC DEVELOPED EX-US ETF | 0 | 152.908 | 152.908 |
| **D | BNYWCIL LAZARD GBL MANAGED VOL FD | 0 | 484.613 | 484.613 |
| **D | BNYTD CF MACQUARIE GBL INFRS SRS FD | 0 | 71.421 | 71.421 |
| **D | BNYWCIL LM QS MV EURO EQ GAI FD | 0 | 101.176 | 101.176 |
| **D | PFI DIVERSIFIED INTERNATIONAL FUND | 0 | 13.805.987 | 13.805.987 |
| **D | PVC DIVERSIFIED INTERNATIONAL AC | 0 | 314.905 | 314.905 |
| **D | PFI OVERSEAS FD BHMS | 0 | 3.758.115 | 3.758.115 |
| **D | PFI GLOBAL DIV INCOME FD PGI VALUE | 0 | 197.313 | 197.313 |
| **D | PFI OVERSEAS FD PMC | 0 | 371.340 | 371.340 |
| **D | PGIF EUROPEAN EQUITY FUND BNYWCIL | 0 | 96.543 | 96.543 |
| **D | BNYTD CF CANLIFE GLBL INFRA FD | 0 | 141.184 | 141.184 |
| **D | CTJ RE STANLIB GLOBAL EQUITY FD AB | 0 | 69.200 | 69.200 |
| **D | CTJ RE STANLIB GLOBAL EQ ARR USD | 0 | 451.671 | 451.671 |
| **D | VOYA GLOBAL ADVANTAGE AND PREMIUM OPPORTUNITY FUND | 0 | 176.528 | 176.528 |
| **D | VOYA INTERNATIONAL HIGH DIVIDEND EQUITY INCOME FUND | 0 | 61.243 | 61.243 |
| **D | MAPFRE MSV LIFE PLC | 0 | 885.228 | 885.228 |
| **D | INTERNATIONALE KAPITALANLAGESELLSCHAFT MBH ON BEHALF OF PPI NR | 0 | 46.820 | 46.820 |
| **D | INTERNATIONALE KAPITALANLAGESELLSCHAFT MBH | 0 | 755.592 | 755.592 |
| **D | INTERNATIONALE KAPITALANLAGESELLSCHAFT MBH | 0 | 19.665 | 19.665 |
| **D | ALLSTATE INSURANCE CO BLACKROCK | 0 | 494.378 | 494.378 |
| **D | IQ 50 PERCENT HEDGED FTSE INTL ETF | 0 | 150.082 | 150.082 |
| **D | IQ 50 PERCENT HEDGED FTSE EURO ETF | 0 | 7.601 | 7.601 |
| **D | GS ACTIVE BETA INTL EQUITY ETF | 0 | 420.852 | 420.852 |
| **D | GS ACTIVEBETA EUROPE ETF | 0 | 15.742 | 15.742 |
| **D | AXA MPS FINANCIAL DAC | 0 | 1.000.000 | 1.000.000 |
| **D | BLACKROCK GLOBAL FUNDS | 0 | 7.715.822 | 7.715.822 |
| **D | DEUTSCHE XTRK MSCI EMU HDG EQ ETF | 0 | 51.938 | 51.938 |
| **D | VOYA- INFRSTRCTR INDUST AND MATRLSFD | 0 | 595.114 | 595.114 |

Azionisti:

Azionisti in proprio:

3.152

11 Azionisti in delega.

18

3.141

LISTA ESITO DELLE VOTAZIONE

Oggetto: Autorizzazione all'acquisto e alla disposizione di azioni proprie

FAVOREVOLI

| Badge | Ragione Sociale | Proprio | Delega | Totale |
|-------|---|---------|-----------|-----------|
| **D | VOYA INTERNATIONAL INDEX PORTFOLIO | 0 | 896.100 | 896.100 |
| **D | VOYA EURO STOXX 50INDEX PORTFOLIO | 0 | 1.028.560 | 1.028.560 |
| **D | VOYA BALANCED PORT INTL VALUE | 0 | 44.787 | 44.787 |
| **D | THE AMERICAN UNIVERSITY IN CAIRO | 0 | 11.132 | 11.132 |
| **D | ERYF ATIVO CAPITAL | 0 | 32.100 | 32.100 |
| **D | FFXF WILLIAM BLAIR CO | 0 | 162.803 | 162.803 |
| **D | CITY OF MEMPHIS RETIREMENT SYSTEM | 0 | 93.383 | 93.383 |
| **D | LOUISIANA SHERIFFS ARROWSSTREET | 0 | 186.897 | 186.897 |
| **D | PSGF STATE STREET INTL EQ | 0 | 545.423 | 545.423 |
| **D | SRSF PARAMETRIC DELTA SHIFT | 0 | 4.012 | 4.012 |
| **D | SEATTLE CITY EMPLOYEES RETIREMENT SYSTEM | 0 | 78.870 | 78.870 |
| **D | SEMPRA ENERGY PENSION MASTER TRUST | 0 | 220.772 | 220.772 |
| **D | TEACHERS' RETIREMENT SYSTEM OF LOUISIANA | 0 | 1.393.506 | 1.393.506 |
| **D | AF81 LABOR SELECT INTL EQ | 0 | 2.205.688 | 2.205.688 |
| **D | INVESTINGFOREINGEN LAEGERNES INVEST, | 0 | 7.195 | 7.195 |
| **D | AIF 21104 LPI AKT EUROPA II | 0 | 484.584 | 484.584 |
| **D | BLL AQUILA LIFE EUROPEAN EQUITY | 0 | 6.701.531 | 6.701.531 |
| **D | AST JPM SO EAFE OPP PD4D | 0 | 156.934 | 156.934 |
| **D | AST JPM SO CAPITAL PRESERV PD4G | 0 | 353.003 | 353.003 |
| **D | AST ACADEM STRAT AAJENNISON PD07 | 0 | 965.464 | 965.464 |
| **D | THE OPEC FUND FOR INTERNATIONAL DEVELOPMENT | 0 | 357.764 | 357.764 |
| **D | BLL AQUILA LIFE OSEAS EQUITY FUND | 0 | 5.770 | 5.770 |
| **D | BLL ASCENT LIFEENHANCED | 0 | 11.697 | 11.697 |
| **D | BLL AQUILA LIFE MSCI WORLD FUND | 0 | 1.472.558 | 1.472.558 |
| **D | BLL AQUILA LIFE FTSE RAFI DEVELOPED | 0 | 1.416.476 | 1.416.476 |
| **D | APL RB EQ DEV MIRA | 0 | 51.735 | 51.735 |
| **D | PFI SYSTEMATEX INTERNATIONAL FD PGI | 0 | 76.503 | 76.503 |
| **D | PFI DIV REAL ASSET FUND MACQUARIE | 0 | 561.840 | 561.840 |
| **D | PZENA INVESTMENT MGT | 0 | 423.795 | 423.795 |
| **D | DEUTSCHE XTRKS MSCI EURO CCYHGD | 0 | 783.690 | 783.690 |
| **D | ARC RB EQ DEV KAITOS | 0 | 16.847 | 16.847 |
| **D | POWERSHARES PUREBETA FTSE DEVELOPED EX NORTHAMERICA PORTFOLIO | 0 | 1.204 | 1.204 |
| **D | BANK OF AMERICA PENSION PLAN OECHSLE | 0 | 361.343 | 361.343 |
| **D | BOA PENSION PLAN MONDRIAN | 0 | 2.506.809 | 2.506.809 |
| **D | BOA FBO SKL INVESTMENT GRP LLC | 0 | 34.356 | 34.356 |
| **D | SBSA GEPF BLACKROCK EQUITY | 0 | 809.731 | 809.731 |
| **D | RBS PZENA | 0 | 2.990.925 | 2.990.925 |
| **D | ROWF GT ALPHA EXT UBS | 0 | 4.013.240 | 4.013.240 |
| **D | ROWF GT ACWI EX US | 0 | 7.625.345 | 7.625.345 |
| **D | ROWF GT ALPHAEXTXUS | 0 | 198.612 | 198.612 |
| **D | ROWF GT ALPHAEXTAFE | 0 | 503.400 | 503.400 |
| **D | ROWF GT ALPHAEXTC | 0 | 143.450 | 143.450 |
| **D | ROWF GT ALPHAEXTXUSC | 0 | 756.025 | 756.025 |

Azionisti: 18
Azionisti in proprio: 11
Azionisti in delega: 3.141

301

LISTA ESITO DELLE VOTAZIONE

Oggetto: Autorizzazione all'acquisto e alla disposizione di azioni proprie

FAVOREVOLI

| Badge | Ragione Sociale | Proprio | Delega | Totale |
|-------|---|---------|------------|------------|
| **D | FARMERS GROUP INC 401 K SAVINGS PLAN | 0 | 718.872 | 718.872 |
| **D | FARMERS GROUP INC EMPLOYEES PENSION PLAN TRUST | 0 | 297.803 | 297.803 |
| **D | TGWFF PANAGORA INTL EQ | 0 | 70.359 | 70.359 |
| **D | DEUTSCHE XTRKS MSCI EAFE CCYHGD | 0 | 2.836.814 | 2.836.814 |
| **D | DVHF DIV RSK HI DIV US EQ | 0 | 1.604 | 1.604 |
| **D | PGTF DR NON US EQUITY GT | 0 | 84.904 | 84.904 |
| **D | ASV RB EQ DEV MENKAR | 0 | 58.438 | 58.438 |
| **D | DBX FTSE DEV EX US COMP FACTOR | 0 | 10.782 | 10.782 |
| **D | RTC EMULATION | 0 | 29.848 | 29.848 |
| **D | SCEF MONDRIAN | 0 | 559.363 | 559.363 |
| **D | ADIF APP LSV IE | 0 | 123.700 | 123.700 |
| **D | TTPF PANAGORA DYN INTL EQ | 0 | 42.356 | 42.356 |
| **D | SPARTAN INTL INDEX | 0 | 15.561.406 | 15.561.406 |
| **D | BELLSOUTH CORP RFA VERA TRUST | 0 | 151.949 | 151.949 |
| **D | THE CLEVELAND CLINIC FOUNDATION | 0 | 199.604 | 199.604 |
| **D | WHTF WCTC PZENA | 0 | 140.795 | 140.795 |
| **D | ECBSEG | 0 | 354.165 | 354.165 |
| **D | DREYFUS INTERNATIONAL EQUITY FUND | 0 | 1.616.110 | 1.616.110 |
| **D | DREYFUS INDEX FUNDS INC DREYFUS INTERNATIONAL STOCK INDEX FUND | 0 | 359.497 | 359.497 |
| **D | FPCF ALLIANZ BEST STYLES | 0 | 164.995 | 164.995 |
| **D | EOPTIEO OPT INTL ACADIAN | 0 | 529.587 | 529.587 |
| **D | LF1F LSV ASSET MGMT | 0 | 253.300 | 253.300 |
| **D | MNVF SSGA INTL EQUITY | 0 | 39.995 | 39.995 |
| **D | SHELL PENSION TRUST | 0 | 233.623 | 233.623 |
| **D | SHELL PENSION TRUST | 0 | 149.352 | 149.352 |
| **D | WF AND CO CASH PLN MONDN INV PT | 0 | 1.161.265 | 1.161.265 |
| **D | WF AND CO CASH PLN EVERGN INV 1 | 0 | 285.241 | 285.241 |
| **D | NTWA ISIF ILM EUROPEAN EQUITY | 0 | 297.070 | 297.070 |
| **D | SLI EUROPEAN EQUITY UNCONSTRAINED | 0 | 252.956 | 252.956 |
| **D | SLI GLOBAL ABSOLUTE RET STRATEGIES | 0 | 1.237.334 | 1.237.334 |
| **D | SLI GBL SICAV CON EU EQ IN FD | 0 | 163.407 | 163.407 |
| **D | ATIVO CAPITAL | 0 | 48.680 | 48.680 |
| **D | PUBLIC SERVICE ENTERPRISE GROUP INC MASTER DEFINED BENEFIT RETIREMENT TRUST | 0 | 1.810.190 | 1.810.190 |
| **D | MILLPENCIL (US) LP | 0 | 11.346 | 11.346 |
| **D | PS S AND P INTER DVP LOW VOLATILITY | 0 | 529.244 | 529.244 |
| **D | THE EUROPEAN CENTRAL BANK | 0 | 355.802 | 355.802 |
| **D | MAN FUNDS PLC | 0 | 39.800 | 39.800 |
| **D | ALICNY BLACKROCK GBL EQUITY | 0 | 39.261 | 39.261 |
| **D | VIRTUS TOTAL RETURN FUND INC. | 0 | 385.656 | 385.656 |
| **D | VIRTUS DUFF AND PHELPS GLOBAL INFRASTRUCTURE FUND | 0 | 188.382 | 188.382 |
| **D | BLACKROCK ACWI USIMI | 0 | 2.624.982 | 2.624.982 |
| **D | MONDRIAN EMERGING MARKETS EQUITY TREASURER OF THE STATE OF NORTH CAROLINA EQUITY INVESTMENT FUND POOLED TRUST | 0 | 0 | 9.227.949 |

Azionisti:
Azionisti in proprio:3.152
11 Azionisti in delega:18
3.141

Pagina 31

9.227.949

32

Assemblea Ordinaria del 16 maggio 2019

16 maggio 2019 19.35.26

LISTA ESITO DELLE VOTAZIONE

Oggetto: Autorizzazione all'acquisto e alla disposizione di azioni proprie

FAVOREVOLI

| Badge | Ragione Sociale | Proprio | Delega | Totale |
|-------|---|---------|------------|------------|
| **D | HP INC. MASTER TRUST | 0 | 608.484 | 608.484 |
| **D | UFJF MCM MSCI WORLD FD | 0 | 99.092 | 99.092 |
| **D | DIOCESE OF VENICE PENSION PLAN AND TRUST | 0 | 102.170 | 102.170 |
| **D | ONFF WILLIAM BLAIR NONUS | 0 | 61.516 | 61.516 |
| **D | MCIC VERMONT A RECIPROCAL RISK RETENTION GROUP | 0 | 94.714 | 94.714 |
| **D | PITTSBURGH THEOLOGICAL SEMINARY OF THE PRESBYTERIAN CHURCH | 0 | 19.297 | 19.297 |
| **D | PUBLIC EMPLOYEE RETIREMENT SYSTEM OF IDAHO | 0 | 424.994 | 424.994 |
| **D | PUBLIC EMPLOYEE RETIREMENT SYSTEM OF IDAHO | 0 | 1.341.200 | 1.341.200 |
| **D | PUBLIC EMPLOYEE RETIREMENT SYSTEM OF IDAHO | 0 | 2.480.568 | 2.480.568 |
| **D | PUBLIC EMPLOYEE RETIREMENT SYSTEM OF IDAHO | 0 | 34.690 | 34.690 |
| **D | CE8F LEIA ATTIVO IE | 0 | 449.885 | 449.885 |
| **D | CE8F WILLIAM BLAIR IACG | 0 | 1.963.246 | 1.963.246 |
| **D | RAYTHEON MASTER PENSION TRUST | 0 | 1.058.153 | 1.058.153 |
| **D | STICHTING PENSIOENFONDS UWV | 0 | 1.396.263 | 1.396.263 |
| **D | STICHTING BEWAARDER ACHMEA BELEGGINGSPOLS AIM AWW E7AFZ026002 | 0 | 16.067.545 | 16.067.545 |
| **D | INVESCO FUNDS | 0 | 47.789 | 47.789 |
| **D | NSNF PARA EAFE MONTI | 0 | 41.059 | 41.059 |
| **D | NSNF PARA EAFE PI 1 | 0 | 47.133 | 47.133 |
| **D | NSNF PARA EAFE PI 2 | 0 | 992.443 | 992.443 |
| **D | VANGUARD INTL HIGH DIV YLD INDEX FD | 0 | 52.636 | 52.636 |
| **D | MO3F MARATHON WELLINGTON | 0 | 2.818.365 | 2.818.365 |
| **D | CITY OF NEW YORK DEFERRED COMPENSATION PLAN | 0 | 39.901 | 39.901 |
| **D | HGF HGLD PBINF WLGTN | 0 | 23.197 | 23.197 |
| **D | HGF HGLD PBINF WLGTN CF | 0 | 198.090 | 198.090 |
| **D | PDBF NUVEEN | 0 | 232.085 | 232.085 |
| **D | PGEF PG E QUALIFIED PANAGORA EAFE | 0 | 5.723 | 5.723 |
| **D | PGVF SSGA | 0 | 220.000 | 220.000 |
| **D | ZVK DEAM SPK | 0 | 116.500 | 116.500 |
| **D | BNYMTCIL MAN NUMERIC GLOBAL EQ TR | 0 | 229.000 | 229.000 |
| **D | CENTRAL STATES SE AND SW H AND W FUNDS | 0 | 12.435 | 12.435 |
| **D | COLUMBIA SUSTAINABLE INTL EQ ETF | 0 | 12.483 | 12.483 |
| **D | COLUMBIA SUSTAINABLE GLOBAL EQ ETF | 0 | 960.093 | 960.093 |
| **D | AZL INTERNATIONAL INDEX FUND | 0 | 185.153 | 185.153 |
| **D | AZL BLACKROCK GLOBAL ALLOCATIONFUND | 0 | 5.190.471 | 5.190.471 |
| **D | BGF EUROPEAN VALUE FD | 0 | 8.830.496 | 8.830.496 |
| **D | BGF NEW ENERGY FD NAT RES | 0 | 21.499 | 21.499 |
| **D | KRESGE LA CAPITAL EAFE SUB2 | 0 | 137.121 | 137.121 |
| **D | LRPF WILLIAM BLAIR | 0 | 3.783 | 3.783 |
| **D | DEUTSCHE XTRK MSCI STH EUR HDG ETF | 0 | 643.723 | 643.723 |
| **D | PH2F CAPITAL GUARDIAN | 0 | 2.277.457 | 2.277.457 |
| **D | BNY MELLON INTERNATIONAL FUND | 0 | 273.651 | 273.651 |
| **D | BNYMTCIL FT EURO ALPHADEX UCITS ETF | 0 | 3.174 | 3.174 |
| **D | BNYMTCIL FT GBL ALPHADEX UCITS ETF | 0 | 147.920 | 147.920 |
| **D | QSBF PANAGORA | 0 | | |

Azionisti:
Azionisti in proprio:

11

Teste:

18
3.141

Pagina 32

303

LISTA ESITO DELLE VOTAZIONE

Oggetto: Autorizzazione all'acquisto e alla disposizione di azioni proprie

FAVOREVOLI

| Badge | Ragione Sociale | Proprio | Delega | Totale |
|-------|--|---------|-----------|-----------|
| **D | UNITED CHURCH FUNDS LSV ASSET MGMT | 0 | 164.900 | 164.900 |
| **D | CASEY FP ARROWSTREET | 0 | 160.154 | 160.154 |
| **D | COUNTY EMPLOYEES ANNUITY AND BENEFIT FUND OF COOK COUNTY | 0 | 491.910 | 491.910 |
| **D | COUNTY EMPLOYEES ANNUITY AND BENEFIT FUND OF COOK COUNTY | 0 | 295.170 | 295.170 |
| **D | COUNTY EMPLOYEES ANNUITY AND BENEFIT FUND OF COOK COUNTY | 0 | 92.000 | 92.000 |
| **D | KOOKMIN BANK ACTING AS TRUSTEE OF KIM PRIVATE PRIME EUROPE EQUITY MASTER INVESTMENT TRUST 3 | 0 | 161.877 | 161.877 |
| **D | US BANK GUIDEMARK WORLD EX US FUND | 0 | 52.665 | 52.665 |
| **D | US BK DUNHAM INTERNATL STOCK FUND | 0 | 254.343 | 254.343 |
| **D | USBK LSV GLOBAL VALUE FUND | 0 | 7.000 | 7.000 |
| **D | USBK BBIEF MONDRAIN INVST PTPS LTD | 0 | 8.315.769 | 8.315.769 |
| **D | USBK EAGLE INTERNATIONAL STOCK FD | 0 | 42.645 | 42.645 |
| **D | USBK AHAI RHUMBLINE ADVISERS | 0 | 11.899 | 11.899 |
| **D | USBK PSRS CITY ST LOUIS ATIVO | 0 | 21.000 | 21.000 |
| **D | USBK AMERICAN HEART ASSOCIATION INC | 0 | 9.896 | 9.896 |
| **D | DB2F LSV ASSET MGMT | 0 | 82.300 | 82.300 |
| **D | LLNS LLC AND LANS LLC DEFINED BENEFIT PLAN GROUP TRUST | 0 | 658.939 | 658.939 |
| **D | LAWRENCE LIVERMORE NATIONAL SECURITY LLC AND LOS ALAMOS NATIONAL SECURITY LLC DEFINED BENEFIT PLAN GROUP TRUST | 0 | | |
| | | 180.476 | | |
| **D | RZSF1505 LSV ASSET MGMT | 0 | 532.300 | 532.300 |
| **D | RZSF3001 NON US GE W BLAIR | 0 | 282.406 | 282.406 |
| **D | RZSF3002 NON US EQ MONDRIAN | 0 | 988.505 | 988.505 |
| **D | CYBF LSV ASSET MGMT | 0 | 292.000 | 292.000 |
| **D | CYBF ATIVO CAPITAL MGMT | 0 | 55.400 | 55.400 |
| **D | MSV JP MORGAN | 0 | 311.257 | 311.257 |
| **D | AP7 EQUITY FUND | 0 | 9.439.642 | 9.439.642 |
| **D | 3M ERIP RAFI EAFE | 0 | 309.621 | 309.621 |
| **D | LMCG GLOBAL MULTICAP FUND | 0 | 1.817 | 1.817 |
| **D | PLUMBERS AND PIPEFITTERS NATIONAL PENSION PLAN | 0 | 338.199 | 338.199 |
| **D | THE ROMAN CATHOLIC ARCHBISHOP OF LOS ANGELES | 0 | 203.094 | 203.094 |
| **D | PMPT-INKA-FONDS | 0 | 503.941 | 503.941 |
| **D | GODUSE LEVEN EV | 0 | 75.000 | 75.000 |
| **D | VIRGINIA RETIREMENT SYSTEM | 0 | 1.267.446 | 1.267.446 |
| **D | VIRGINIA RETIREMENT SYSTEM | 0 | 1.624.235 | 1.624.235 |
| **D | VIRGINIA RETIREMENT SYSTEM | 0 | 3.307.200 | 3.307.200 |
| **D | VIRGINIA RETIREMENT SYSTEM | 0 | 2.075.600 | 2.075.600 |
| **D | SCA LAZARD | 0 | 308.990 | 308.990 |
| **D | STICHTING BEDRIJFSTAKPENSIOENFONDS VOOR DEZOEETWARENINDUSTRIE EUROPAWEG | 0 | 64.829 | 64.829 |
| **D | CEP DEP IP EURO EX UK ENH IIND FD | 0 | 13.145 | 13.145 |
| **D | INVESCO PERPETUAL GLOBAL TARGETED INCOME FUND | 0 | 16.452 | 16.452 |
| **D | ADEPT INVESTMENT MANAGEMENT PLC | 0 | 978.704 | 978.704 |
| **D | JDRF LSV NON US LONG | 0 | 583.000 | 583.000 |
| **D | INTERNATIONALE KAPITALANLAGEGESELLSCHAFT MBH ACTING FOR ACCOUNT OF INKA PBEAKK | 0 | 1.000.591 | 1.000.591 |
| **D | INTERNATIONALE KAPITALANLAGEGESELLSCHAFT MBH ACTING FOR ACCOUNT OF INKA AUSGLEICHSFONDS | 0 | 130.882 | 130.882 |

Azionisti:

Azionisti in proprio: 11

Azionisti in delega: 18

18

3.141

Pagina 33

3-152

Teste:

LISTA ESITO DELLE VOTAZIONE

Oggetto: Autorizzazione all'acquisto e alla disposizione di azioni proprie

FAVOREVOLI

| Badge | Ragione Sociale | Proprio | Delega | Totale |
|-------|---|---------|-----------|-----------|
| **D | AON HEWITT COLLECTIVE INVESTMENT TRUST | 0 | 261.048 | 261.048 |
| **D | CPA COP PSERS PSERS ACWI X US INDEX | 0 | 871.534 | 871.534 |
| **D | AB FOODS ARTEMIS | 0 | 724.000 | 724.000 |
| **D | SYNGENTA UK PZENA | 0 | 267.834 | 267.834 |
| **D | IN8 COP TREAS PWP RHUMBLINE MSCI | 0 | 51.302 | 51.302 |
| **D | ENSIGN PEAK EAFE LSV ASSET | 0 | 3.319.600 | 3.319.600 |
| **D | ENSIGN PEAK CP LSV INTL LARGE | 0 | 743.500 | 743.500 |
| **D | IVY APOLLO MLT ASSET INC GEI IVY | 0 | 546.130 | 546.130 |
| **D | LOUISIANA STATE ERS MSCI EXUS INDEX | 0 | 1 | 1 |
| **D | LOUISIANA STATE ERS MONDRIAN LG CAP | 0 | 1.212.835 | 1.212.835 |
| **D | LOUISIANA STATE ERS TERROR FREE INT | 0 | 34.209 | 34.209 |
| **D | NV PERS MELLON CAPITAL INDEX | 0 | 2.364.630 | 2.364.630 |
| **D | NV PERS SSGA EAFE INDEX PUBLIC EMPLOYEES RETIREMENT SYSTEM OF NEVADA | 0 | 1.852.948 | 1.852.948 |
| **D | NV RBIF ALLNCEBERNSTN INTL EQ | 0 | 56.728 | 56.728 |
| **D | TEA BLACKROCK INC INTL | 0 | 1.999.912 | 1.999.912 |
| **D | UTC EDHEC BLACKROCK UNITED TECHNOLOGIES CORPORATION MASTER RETIREMENT | 0 | 23.078 | 23.078 |
| **D | UTC ACADIAN ASSET MGMT | 0 | 13.666 | 13.666 |
| **D | IVY VIP GLOBAL EQUITY INCOME | 0 | 959.050 | 959.050 |
| **D | SRP PANAGORA | 0 | 1.356.501 | 1.356.501 |
| **D | SRP AQR | 0 | 1.824.413 | 1.824.413 |
| **D | IVY GLBL EQUITY INC | 0 | 2.595.400 | 2.595.400 |
| **D | STATE BOARD OF ADMINISTRATION OF FLORIDA | 0 | 226.935 | 226.935 |
| **D | AST GS MULTI ASSET PORT LIQ PDHB | 0 | 116.497 | 116.497 |
| **D | POOL RE JPM REI EQUITY | 0 | 120.513 | 120.513 |
| **D | POOL RE L AND G MSCI EQ | 0 | 198.717 | 198.717 |
| **D | BLL AQUIL LIFGLO3000 FMEN WHT INDFD | 0 | 568.562 | 568.562 |
| **D | AST INTL VALUE LSV PD41 | 0 | 2.718.600 | 2.718.600 |
| **D | AST ADVANCED STRAT LSV PD15 | 0 | 1.802.200 | 1.802.200 |
| **D | PENN SERIES DEV INTL INDEX FUND | 0 | 61.790 | 61.790 |
| **D | STICHTING RABOBANK PENSIOENFONDS | 0 | 2.335.800 | 2.335.800 |
| **D | BNYMTD BLK CONT EUR EQ TRCK FD INV | 0 | 5.007.101 | 5.007.101 |
| **D | FLORIDA RETIREMENT SYSTEM | 0 | 411.574 | 411.574 |
| **D | FLORIDA RETIREMENT SYSTEM | 0 | 398.971 | 398.971 |
| **D | FLORIDA RETIREMENT SYSTEM | 0 | 133.179 | 133.179 |
| **D | BLACKROCK WORLD EX FLORIDA RET SYS | 0 | 1.825.666 | 1.825.666 |
| **D | FLORIDA RETIREMENT SYSTEM | 0 | 1.362.371 | 1.362.371 |
| **D | OPPENHEIMER GLOBAL ESG REVENUE ETF | 0 | 16.215 | 16.215 |
| **D | ACADIAN ALL COUNTRY WORLD EX US FUND | 0 | 297.947 | 297.947 |
| **D | PENSION FUND OF THE CHRISTIAN CHURCH DISCIPLES OF CHRIST | 0 | 173.000 | 173.000 |
| **D | PENSION RESERVES INVESTMENT TRUST FUND | 0 | 7.059.856 | 7.059.856 |
| **D | EMPLOYEES' RETIREMENT SYSTEM OF THE STATE OF HAWAII | 0 | 1.693.735 | 1.693.735 |
| **D | BELL ATLANTIC MASTER TRUST | 0 | 1.114.704 | 1.114.704 |
| **D | BELL ATLANTIC MASTER TRUST | 0 | 42.239 | 42.239 |

LISTA ESITO DELLE VOTAZIONE

Oggetto: Autorizzazione all'acquisto e alla disposizione di azioni proprie

FAVOREVOLI

| Badge | Ragione Sociale | Proprio | Delega | Totale |
|-------|--|---------|-----------|-----------|
| **D | BELL ATLANTIC MASTER TRUST | 0 | 226.594 | 226.594 |
| **D | VEBA PARTNERSHIP N L P | 0 | 78.787 | 78.787 |
| **D | VEBA PARTNERSHIP N L P | 0 | 58.207 | 58.207 |
| **D | VEBA PARTNERSHIP NLP | 0 | 49.800 | 49.800 |
| **D | VERIZON MASTER SAVINGS TRUST | 0 | 210.230 | 210.230 |
| **D | VOYA MUTLI MANAGER INTERNATIONAL FACTORS FUND | 0 | 332.651 | 332.651 |
| **D | VOYA INTERNATIONAL CORE FUND | 0 | 114.619 | 114.619 |
| **D | DUKE ENERGY OUALIFIED NUCLEAR DECOMMISSIONING | 0 | 157.823 | 157.823 |
| **D | OPPENHEIMER GLOBAL REVENUE ETF | 0 | 6.325 | 6.325 |
| **D | OPPENHEIMER INTERNATIONAL REVENUE ETF | 0 | 11.154 | 11.154 |
| **D | THE EDUCATIONAL EMPLOYEES SUPPLEMENTARY RETIREMENT SYSTEM OF FAIRFAX COUNTY | 0 | 97.255 | 97.255 |
| **D | GENERAL MILLS INVESTMENT TRUST | 0 | 115.380 | 115.380 |
| **D | INDIANA PUBLIC RETIREMENT SYSTEM | 0 | 1.942.894 | 1.942.894 |
| **D | KENTUCKY RETIREMENT SYSTEMS | 0 | 1.317.238 | 1.317.238 |
| **D | KENTUCKY RETIREMENT SYSTEMS INSURANCE TRUST FUND | 0 | 509.877 | 509.877 |
| **D | PUBLIC EMPLOYEES RETIREMENT SYSTEM OF MISSISSIPPI | 0 | 1.370.466 | 1.370.466 |
| **D | PUBLIC EMPLOYEES RETIREMENT SYSTEM OF MISSISSIPPI | 0 | 127.799 | 127.799 |
| **D | SCHOOL EMPLOYEES RETIREMENT SYSTEM OF OHIO | 0 | 545.900 | 545.900 |
| **D | SCHOOL EMPLOYEES RETIREMENT SYSTEM OF OHIO | 0 | 1.552.198 | 1.552.198 |
| **D | STANLEY LSV STANLEY BLACK AND DECKER INC PENSION MASTER TRUST | 0 | 112.400 | 112.400 |
| **D | BOARD OF PENSIONS OF THE EVANGELICAL LUTHERAN CHURCH IN AMERICA | 0 | 1.781.247 | 1.781.247 |
| **D | THE STATE OF CONNECTICUT ACTING THROUGH ITS TREASURER | 0 | 1.289.128 | 1.289.128 |
| **D | SOUTH CAROLINA RETIREMENT SYSTEMS GROUP TRUST | 0 | 73.036 | 73.036 |
| **D | TENNESSEE VALLEY AUTHORITY RETIREMENT SYSTEM | 0 | 135.843 | 135.843 |
| **D | TENNESSEE VALLEY AUTHORITY RETIREMENT SYSTEM | 0 | 189.711 | 189.711 |
| **D | TENNESSEE VALLEY AUTHORITY RETIREMENT SYSTEM | 0 | 26.951 | 26.951 |
| **D | TENNESSEE VALLEY AUTHORITY RETIREMENT SYSTEM | 0 | 2.226.745 | 2.226.745 |
| **D | UMC BENEFIT BOARD, INC | 0 | 413.569 | 413.569 |
| **D | UPS GROUP TRUST | 0 | 3.511.300 | 3.511.300 |
| **D | WEST VIRGINIA INVESTMENT MANAGEMENT BOARD | 0 | 42.934 | 42.934 |
| **D | INTERNATIONAL BANK FOR RECONSTRUCTION AND DEVELOPMENT | 0 | 21.831 | 21.831 |
| **D | PRUDENTIAL INVESTMENT PORTFOLIO 2 PRUDENTIAL QMA INTL DEVELOPED MKRKS INDEX FUND | 0 | 21.831 | 21.831 |
| **D | EMVCO HOLDINGS GRP INC AND PARTICIPATING AFFILIATES RETIREMENT PLAN | 0 | 39.882 | 39.882 |
| **D | METROPOLITAN LIFE INSURANCE COMPANY | 0 | 19.540 | 19.540 |
| **D | CENTRAL STATES SOUTHEAST AND SOUTHWEST AREAS PENSION FUND | 0 | 377.870 | 377.870 |
| **D | IOWA PUBLIC EMPLOYEES RETIREMENT SYSTEM | 0 | 133.619 | 133.619 |
| **D | SHERIFFS PENSION AND RELIEF FUND | 0 | 37.845 | 37.845 |
| **D | FRK MUT EURO FD | 0 | 99.800 | 99.800 |
| **D | FRANKLIN MUTUAL GLOBAL DISCOVERY FUND | 0 | 5.252.206 | 5.252.206 |
| **D | OPPENHEIMER INTERNATIONAL ULTRA DIVIDEND REVENUE ETF | 0 | 1.358.849 | 1.358.849 |
| **D | SANTA BARBARA COUNTY EMPLOYEES RETIREMENT SYSTEM | 0 | 8.875 | 8.875 |
| **D | NESTLE FRANCE EQUILIBRE | 0 | 244.122 | 244.122 |
| **D | SG DIVERSIFIE ISR | 0 | 79.789 | 79.789 |
| **D | | 0 | 369.037 | 369.037 |

LISTA ESITO DELLE VOTAZIONE

Oggetto: Autorizzazione all'acquisto e alla disposizione di azioni proprie

FAVOREVOLI

| Badge | Ragione Sociale | Proprio | Delega | Totale |
|-------|--------------------------------|---------|-----------|-----------|
| **D | SG ACTIONS INTERNATIONALES | 0 | 327.997 | 327.997 |
| **D | ARCO QUANT 1 | 0 | 1.263.136 | 1.263.136 |
| **D | FCPE MACIF CROISSANCE DURABLE | 0 | 88.465 | 88.465 |
| **D | MAIF CROISSANCE DURABLE | 0 | 221.264 | 221.264 |
| **D | CARPILIG R 1 | 0 | 22.950 | 22.950 |
| **D | FONDS PALLADIO | 0 | 137.930 | 137.930 |
| **D | ACBERNSTEIN SICAV GLOBAL | 0 | 12.785 | 12.785 |
| **D | CAVOM MINIMUM VARIANCE | 0 | 90.204 | 90.204 |
| **D | UF 6 A ACT | 0 | 134.594 | 134.594 |
| **D | CHERRY TREE FUND OF AMERICAN | 0 | 717.090 | 717.090 |
| **D | CASSETTE DIVERSIFIE | 0 | 212.334 | 212.334 |
| **D | ACBERNSTEIN SICAV | 0 | 355.083 | 355.083 |
| **D | SOGECAP LONG TERME N1 ACTIONS | 0 | 232.533 | 232.533 |
| **D | SILVER AMUNDI EUROPE EQUITY C. | 0 | 253.091 | 253.091 |
| **D | AB CAP FUND INC AB | 0 | 205.140 | 205.140 |
| **D | ALLIANZBERNSTEIN FUND DYNAMIC | 0 | 40.738 | 40.738 |
| **D | NUVEN GLOBAL INVESTORS FUND | 0 | 3.497 | 3.497 |
| **D | AIM EQUITY EMU 1 | 0 | 1.152.422 | 1.152.422 |
| **D | NUVEN GLOBAL INVESTORS FUND | 0 | 128.915 | 128.915 |
| **D | AZ AIR FRANCE POCHE ACT EUR | 0 | 97.500 | 97.500 |
| **D | NUMERIC EUROPEAN EQUITY FUND | 0 | 211.400 | 211.400 |
| **D | ALLIANZ ASAC ACT EUR | 0 | 180.777 | 180.777 |
| **D | ALLIANZ CAVAMAC ACTIONS INT | 0 | 1.251.044 | 1.251.044 |
| **D | KOKUSAI EQUITY INDEX FUND | 0 | 165.391 | 165.391 |
| **D | ALLIANZ HOSPITALIERS EURO | 0 | 700.000 | 700.000 |
| **D | CONSULTING GROUP CAPITAL | 0 | 211.447 | 211.447 |
| **D | ALLIANZ HOSPI VAL DURABLES | 0 | 625.000 | 625.000 |
| **D | SG ACTIONS EUROPE MULTIGESTION | 0 | 37.027 | 37.027 |
| **D | DARWIN DIVERSIFIE 60-80 ACTION | 0 | 30.930 | 30.930 |
| **D | DARWIN DIVERSIFIE 80 100 ACTIO | 0 | 82.940 | 82.940 |
| **D | AMJ GLOBAL BALANCED FUND 2017 | 0 | 41.371 | 41.371 |
| **D | DIVERSIFIE ACTIONS 50-65 DU CD | 0 | 57.239 | 57.239 |
| **D | OFI MARKET NEUTRAL EQUITY | 0 | 1.233.251 | 1.233.251 |
| **D | WELLS FARGO (LUX) WORLDWIDE | 0 | 11.175 | 11.175 |
| **D | MACIF CROISSANCE DURABLE ET SO | 0 | 126.773 | 126.773 |
| **D | BLACKROCK GA ENHANCED EQUITY | 0 | 4.835 | 4.835 |
| **D | MACIF CROIS DURABLE EUROPE | 0 | 1.186.567 | 1.186.567 |
| **D | AB CAP FUND INC AB FLEXFEE | 0 | 6.730 | 6.730 |
| **D | TRUST AND CUSTODY SERVICES | 0 | 698.758 | 698.758 |
| **D | LSV FUNDS PLC | 0 | 268.000 | 268.000 |
| **D | SG ACTIONS EUROPE | 0 | 160.100 | 160.100 |
| **D | AB SICAV I ALL MARKET TOTAL | 0 | 1.630 | 1.630 |
| **D | SG ACTIONS EUROPE LARGE CAP | 0 | 34.822 | 34.822 |

307

LISTA ESITO DELLE VOTAZIONI

Oggetto: Autorizzazione all'acquisto e alla disposizione di azioni proprie

FAVOREVOLI

| | Proprio | Delega | Totale |
|-----|---------|------------|------------|
| **D | 0 | 1.914.620 | 1.914.620 |
| **D | 0 | 2.767 | 2.767 |
| **D | 0 | 18.046.183 | 18.046.183 |
| **D | 0 | 41.101 | 41.101 |
| **D | 0 | 450.000 | 450.000 |
| **D | 0 | 6.853.925 | 6.853.925 |
| **D | 0 | 17.440 | 17.440 |
| **D | 0 | 380.000 | 380.000 |
| **D | 0 | 2.646.488 | 2.646.488 |
| **D | 0 | 47.409 | 47.409 |
| **D | 0 | 51.849 | 51.849 |
| **D | 0 | 22 | 22 |
| **D | 0 | 61.627 | 61.627 |
| **D | 0 | 8.217 | 8.217 |
| **D | 0 | 35.045 | 35.045 |
| **D | 0 | 202 | 202 |
| **D | 0 | 17.546.761 | 17.546.761 |
| **D | 0 | 836.231 | 836.231 |
| **D | 0 | 1.000.411 | 1.000.411 |
| **D | 0 | 13.644 | 13.644 |
| **D | 0 | 220.103 | 220.103 |
| **D | 0 | 1.271.370 | 1.271.370 |
| **D | 0 | 200.000 | 200.000 |
| **D | 0 | 7.805 | 7.805 |
| **D | 0 | 73.652 | 73.652 |
| **D | 0 | 75.048 | 75.048 |
| **D | 0 | 193.300 | 193.300 |
| **D | 0 | 97.577 | 97.577 |
| **D | 0 | 710.138 | 710.138 |
| **D | 0 | 316.262 | 316.262 |
| **D | 0 | 690.006 | 690.006 |
| **D | 0 | 937.531 | 937.531 |
| **D | 0 | 18.551 | 18.551 |
| **D | 0 | 37.464 | 37.464 |
| **D | 0 | 221.279 | 221.279 |
| **D | 0 | 505.589 | 505.589 |
| **D | 0 | 27.241 | 27.241 |
| **D | 0 | 682.246 | 682.246 |
| **D | 0 | 40.644 | 40.644 |
| **D | 0 | 434.371 | 434.371 |
| **D | 0 | 728.172 | 728.172 |
| **D | 0 | 164.583 | 164.583 |
| **D | 0 | 139.561 | 139.561 |

Pagina 37

18

3.141

Azionisti: 3.152 Teste: 18
 Azionisti in proprio: 11 Azionisti in delega: 3.141

38

ENEL S.p.A.

Assemblea Ordinaria del 16 maggio 2019

16 maggio 2019 19.35.26

LISTA ESITO DELLE VOTAZIONE

Oggetto: Autorizzazione all'acquisto e alla disposizione di azioni proprie

FAVOREVOLI

| Badge | Ragione Sociale | Proprio | Delega | Totale |
|-------|--------------------------------|---------|-----------|-----------|
| **D | SWISS LIFE FUNDS LUX EQUITY G. | 0 | 188.442 | 188.442 |
| **D | SWISS LIFE FUNDS LUX MULTI ASS | 0 | 481.352 | 481.352 |
| **D | AMUNDI FUNDS II-PIONEER FLEXIB | 0 | 452.505 | 452.505 |
| **D | AMUNDI FUNDS II GLOBAL EQ TARG | 0 | 4.435.697 | 4.435.697 |
| **D | PIONEER INVESTMENTS TOTAL RET. | 0 | 96.473 | 96.473 |
| **D | AMUNDI FUNDS II-REAL ASSETS TA | 0 | 350.000 | 350.000 |
| **D | AMUNDI FUNDS II-EURO EQ TARGET | 0 | 3.948.582 | 3.948.582 |
| **D | AMUNDI FUNDS II-GLOBAL MULTI A | 0 | 326.092 | 326.092 |
| **D | AMUNDI SOLUZIONI IT-CED 12 19 | 0 | 105.652 | 105.652 |
| **D | AMUNDI SOLUZIONI IT-CED 022020 | 0 | 128.929 | 128.929 |
| **D | AMUNDI SOLUZIONI IT CED 032020 | 0 | 112.848 | 112.848 |
| **D | AMUNDI SOLUZIONI IT-CED 052020 | 0 | 211.299 | 211.299 |
| **D | AMUNDI SOLUZIONI IT-CED 062020 | 0 | 141.762 | 141.762 |
| **D | AMUNDI SOLUZIONI IT-CED 082020 | 0 | 164.326 | 164.326 |
| **D | AMUNDI SOLUZIONI IT CED 092020 | 0 | 145.691 | 145.691 |
| **D | AMUNDI SF DIVERSIFIED TARGET I | 0 | 15.280 | 15.280 |
| **D | AMUNDI SOLUZIONI IT CED 122020 | 0 | 66.070 | 66.070 |
| **D | AMUNDI SOLUZIONI IT CED 112020 | 0 | 132.350 | 132.350 |
| **D | AMUNDI SOLUZIONI IT CED 022021 | 0 | 50.791 | 50.791 |
| **D | AMUNDI SOLUZIONI IT CED 032021 | 0 | 62.272 | 62.272 |
| **D | AMUNDI SOLUZIONI IT CED 052021 | 0 | 62.327 | 62.327 |
| **D | AMUNDI SOLUZIONI IT CED 062021 | 0 | 51.869 | 51.869 |
| **D | AMUNDI SOLUZIONI IT CED 082021 | 0 | 30.959 | 30.959 |
| **D | AMUNDI SOLUZIONI IT CED 092021 | 0 | 47.797 | 47.797 |
| **D | AMUNDI SF DIVERSIFIED TGT I.22 | 0 | 18.381 | 18.381 |
| **D | AMUNDI SOLUZIONI IT CED 112021 | 0 | 44.278 | 44.278 |
| **D | AMUNDI SOLUZIONI IT CED 122021 | 0 | 33.498 | 33.498 |
| **D | AMUNDI SOLUZIONI IT CED 022022 | 0 | 129.351 | 129.351 |
| **D | AMUNDI SOLUZIONI IT CED 042022 | 0 | 35.102 | 35.102 |
| **D | AMUNDI SOLUZIONI IT CED 062022 | 0 | 37.049 | 37.049 |
| **D | AMUNDI SOLUZIONI IT CED 052022 | 0 | 40.089 | 40.089 |
| **D | AMUNDI SOLUZIONI IT CED 102022 | 0 | 54.480 | 54.480 |
| **D | AM SOL IT- PROG CED 12 2022 | 0 | 31.798 | 31.798 |
| **D | ASI-PROGETTO CEDOLA 04 2023 | 0 | 32.924 | 32.924 |
| **D | AM SOL IT-PROG CED 05 2023 | 0 | 26.833 | 26.833 |
| **D | AM SOL IT-PROG CED 06 2023 | 0 | 26.236 | 26.236 |
| **D | AMUNDI S.F.- EQ PLAN 60 | 0 | 340.828 | 340.828 |
| **D | PI IF-EUROPEAN EQUITY | 0 | 35.160 | 35.160 |
| **D | AMUNDI SOLUZIONI IT-PROG. AZ. | 0 | 73.941 | 73.941 |
| **D | AMUNDI SOLUZIONI IT CED 092022 | 0 | 32.027 | 32.027 |
| **D | AMUNDI SOLUZIONI IT-CED 072022 | 0 | 313.789 | 313.789 |
| **D | AMUNDI S.F. EURO EQ. MARKET PL | 0 | 55.671 | 55.671 |
| **D | AMUNDI FUNDS II GLOBAL MULTI A | 0 | | |

Azionisti: 3.152 Teste: 18
Azionisti in proprio: 11 Azionisti in delega: 3.141

ENEL S.p.A.

Assemblea Ordinaria del 16 maggio 2019

16 maggio 2019 19.35.26

LISTA ESITO DELLE VOTAZIONE
Oggetto: Autorizzazione all'acquisto e alla disposizione di azioni proprie

FAVOREVOLI

| Badge | Ragione Sociale | Proprio | Delega | Totale |
|-------|--------------------------------------|---------|-----------|-----------|
| **D | ESPERIDES- S.A. SICAV - SIF | 0 | 165.047 | 165.047 |
| **D | AMUNDI SIF GLOBAL ETHICAL EQUITIES | 0 | 26.964 | 26.964 |
| **D | AMUNDI INDEX MSCI EUROPE | 0 | 9.573.038 | 9.573.038 |
| **D | AMUNDI INDEX MSCI EUROPE | 0 | 282.749 | 282.749 |
| **D | AMUNDI INDEX MSCI EUROPE | 0 | 285.368 | 285.368 |
| **D | AMUNDI INDEX MSCI EUROPE | 0 | 56.425 | 56.425 |
| **D | CENTRAL BANK OF IRELAND | 0 | 771.040 | 771.040 |
| **D | EDMOND DE ROTHSCHILD FUND INCOME | 0 | 192.000 | 192.000 |
| **D | EDMOND DE ROTHSCHILD FUND | 0 | 133.500 | 133.500 |
| **D | EDMOND DE ROTHSCHILD FUND II - | 0 | 2.491.900 | 2.491.900 |
| **D | EDMOND DE ROTHSCHILD FUND EQUITY | 0 | 9.720.000 | 9.720.000 |
| **D | CNP ASSURANCES | 0 | 264.784 | 264.784 |
| **D | CNP ASSURANCES | 0 | 43.776 | 43.776 |
| **D | CNP ASSURANCES | 0 | 33.563 | 33.563 |
| **D | CNP ASSURANCES | 0 | 385.000 | 385.000 |
| **D | CNP ASSURANCES | 0 | 90.000 | 90.000 |
| **D | CNP ASSURANCES | 0 | 43.028 | 43.028 |
| **D | LA SAUVEGARDE (A) EUROPE | 0 | 2.610.609 | 2.610.609 |
| **D | GMF-VIE CANTON D (A) EUROPE | 0 | 830.536 | 830.536 |
| **D | GMF ASSURANCES (A) EUROPE | 0 | 1.226.398 | 1.226.398 |
| **D | MMA IARD SA (A) EUROPE | 0 | 13.352 | 13.352 |
| **D | FIDELIA ASSISTANCE | 0 | 94.784 | 94.784 |
| **D | ASSISTANCE PROTECTION JURIDIQUE (A) | 0 | 1.234.831 | 1.234.831 |
| **D | MAAF VIE ACTIF GENERAL | 0 | 69.324 | 69.324 |
| **D | ABP IARD | 0 | 5.845 | 5.845 |
| **D | MAAF VIE WINNEO PERP | 0 | 34.290 | 34.290 |
| **D | MAAF SANTE | 0 | 144.032 | 144.032 |
| **D | JUNON ACTIONS OBLIGATIONS | 0 | 136.000 | 136.000 |
| **D | IBM FRANCE | 0 | 101.162 | 101.162 |
| **D | IBM FRANCE F | 0 | 333.228 | 333.228 |
| **D | ATOUT PULSACTIONS | 0 | 8.636 | 8.636 |
| **D | FCP HAMELIN DIVERSIFIE FLEX II | 0 | 160.552 | 160.552 |
| **D | EPARGNE PRUDENCE THALES | 0 | 391.462 | 391.462 |
| **D | AMUNDI LABEL EQUILIBRE | 0 | 32.634 | 32.634 |
| **D | EVIAN A EQUILIBRE | 0 | 20.424 | 20.424 |
| **D | L.S. DYNAMIQUE ET SOLIDAIRE | 0 | 41.684 | 41.684 |
| **D | N 1 RENDEMENT USINOR | 0 | 13.702 | 13.702 |
| **D | VOCATION MARCHE ARIANESPACE CONSEILL | 0 | 218.999 | 218.999 |
| **D | AMUNDI LABEL PRUDENCE | 0 | 291.858 | 291.858 |
| **D | AMUNDI LABEL DYNAMIQUE | 0 | 182.465 | 182.465 |
| **D | LV CHALLENGE | 0 | 1.000.495 | 1.000.495 |
| **D | A.A. - BNP PAM - ISR | 0 | 450.000 | 450.000 |
| **D | AA ALLIANZ DIVERSIFIE | 0 | 37.045 | 37.045 |
| **D | ADP DIVERSIFIE DYNAMIQUE | 0 | | |

360

Azionisti: 3.152 Teste: 18
Azionisti in proprio: 11 Azionisti in delega: 3.141

LISTA ESITO DELLE VOTAZIONE

Oggetto: Autorizzazione all'acquisto e alla disposizione di azioni proprie

FAVOREVOLI

| Badge | Ragione Sociale | Proprio | Delega | Totale |
|-------|------------------------------------|---------|-----------|-----------|
| **D | ALZ DIVERSIFIE CAUMARTIN (POCHE | 0 | 118.000 | 118.000 |
| **D | FDRN AMUNDI | 0 | 195.806 | 195.806 |
| **D | ARRCO LONG TERME D ACTIONS | 0 | 904.140 | 904.140 |
| **D | CARP - INDO | 0 | 821.900 | 821.900 |
| **D | FCP CARPIMKO EUROPE | 0 | 519.870 | 519.870 |
| **D | FCPE EGEPARGNE ACTIONS ISR | 0 | 150.000 | 150.000 |
| **D | ROPS EURO P | 0 | 2.092.810 | 2.092.810 |
| **D | ICARE | 0 | 38.981 | 38.981 |
| **D | DUGUAY ACTIONS EUROPE | 0 | 201.187 | 201.187 |
| **D | ERISA ACTIONS EUROPE N2 | 0 | 421.426 | 421.426 |
| **D | SOLIDARITE | 0 | 24.898 | 24.898 |
| **D | TECHNIP DYNAMIQUE | 0 | 71.125 | 71.125 |
| **D | TECHNIP EQUILLIBRE | 0 | 78.924 | 78.924 |
| **D | AGIRA RETRAITE DIVERSIFIE | 0 | 172.912 | 172.912 |
| **D | FONDATION EUROPE | 0 | 200.000 | 200.000 |
| **D | VILLIERS ALTO | 0 | 226.810 | 226.810 |
| **D | TESLA POCHE ACTIONS | 0 | 60.669 | 60.669 |
| **D | AMUNDI HORIZON | 0 | 29.023 | 29.023 |
| **D | PREDICA ISR MONDE - ACTIONS | 0 | 11.150 | 11.150 |
| **D | PREDICA ISR EUROPE - ACTIONS | 0 | 17.108 | 17.108 |
| **D | PREDIQUANT A2 ACTIONS EUROPE | 0 | 198.050 | 198.050 |
| **D | PORTFOLIO LCR ACTIONS | 0 | 14.111 | 14.111 |
| **D | BFT LCR ACTIONS BETA NEUTRE-POC | 0 | 133.587 | 133.587 |
| **D | ROPS-SMART INDEX EURO | 0 | 1.115.230 | 1.115.230 |
| **D | CRN SOGE ACTIONS | 0 | 167.696 | 167.696 |
| **D | MONGELAS | 0 | 104.135 | 104.135 |
| **D | EUROCORPORATE FG DIVERSIFIE | 0 | 8.500 | 8.500 |
| **D | FONDATION FRANCOIS ET PIERRE SOMME | 0 | 56.813 | 56.813 |
| **D | LCF PHARMA INTERNATIONAL | 0 | 219.140 | 219.140 |
| **D | NATIXIS IONIS | 0 | 49.487 | 49.487 |
| **D | SAFRAN DYNAMIQUE | 0 | 155.401 | 155.401 |
| **D | EGEPARGNE 2 | 0 | 172.054 | 172.054 |
| **D | SAFRAN MIXTE SOLIDAIRE | 0 | 30.592 | 30.592 |
| **D | NOBC SAPAR | 0 | 61.000 | 61.000 |
| **D | BERING | 0 | 34.361 | 34.361 |
| **D | ROTONDE | 0 | 60.869 | 60.869 |
| **D | EDMOND DE ROTHSCHILD ASSET | 0 | 594.200 | 594.200 |
| **D | VILLIERS DIAPASON | 0 | 79.800 | 79.800 |
| **D | 05000948470/20546, | 0 | 45.610 | 45.610 |
| **D | SURAVENIR ACTIONS PROTECT | 0 | 919.100 | 919.100 |
| **D | AB CFAO | 0 | 24.530 | 24.530 |
| **D | UECM ALSACE | 0 | 22.000 | 22.000 |
| **D | ARRCO LONG TERME B NATIXIS INVEST | 0 | 618.429 | 618.429 |

Azionisti:
Azionisti in proprio:3.152 Teste:
11 Azionisti in delega:18
3.141

Pagina 40

ENEL S.p.A.

Assemblea Ordinaria del 16 maggio 2019

16 maggio 2019 19.35.26

LISTA ESITO DELLE VOTAZIONE

Oggetto: Autorizzazione all'acquisto e alla disposizione di azioni proprie

FAVOREVOLI

| Badge | Ragione Sociale | Proprio | Delega | Totale |
|-------|-----------------------------------|---------|-----------|-----------|
| **D | HAMELIN ACTIONS EUROPE FIBRE | 0 | 98.392 | 98.392 |
| **D | AA LA FRANCAISE ISR | 0 | 433.344 | 433.344 |
| **D | TONI ACTIONS 100 | 0 | 398.265 | 398.265 |
| **D | VIVACCIO ACTIONS | 0 | 2.274.610 | 2.274.610 |
| **D | LBPAM ACTIONS INDICE EURO | 0 | 1.389.039 | 1.389.039 |
| **D | LBPAM ACTIONS 80 | 0 | 234.761 | 234.761 |
| **D | LBPAM ACTIONS EUROPE MONDE | 0 | 142.929 | 142.929 |
| **D | UNIVERS CNP 1 | 0 | 509.918 | 509.918 |
| **D | FC CARPIMKO | 0 | 477.585 | 477.585 |
| **D | CNP ACP ACTIONS IT | 0 | 250.148 | 250.148 |
| **D | CONCORDE 96 | 0 | 151.858 | 151.858 |
| **D | CNP MONTARNASSE ACTIONS | 0 | 308.586 | 308.586 |
| **D | ECUREUIL PROFIL 90 | 0 | 2.617.122 | 2.617.122 |
| **D | NATEXIS PERFORMANCE 9 | 0 | 149.951 | 149.951 |
| **D | ABP PERP | 0 | 201.408 | 201.408 |
| **D | RSRC DIVERSIFIE | 0 | 833.707 | 833.707 |
| **D | CARBP DIVERSIFIE | 0 | 422.503 | 422.503 |
| **D | RL PREVOYANCE | 0 | 243.768 | 243.768 |
| **D | 05000207540/918413, | 0 | 75.407 | 75.407 |
| **D | CAVEC LA FRANCAISE DES PLACEMENTS | 0 | 137.967 | 137.967 |
| **D | LBPAM ACTIONS OPTI INDICE EURO | 0 | 208.394 | 208.394 |
| **D | LBPAM ACTIONS EUROPE | 0 | 240.000 | 240.000 |
| **D | LBPAM STRATEGIE PEA 1 | 0 | 260.165 | 260.165 |
| **D | AMUNDI ACTIONS RESTRUCTURATIONS | 0 | 49.401 | 49.401 |
| **D | AMUNDI ACTIONS EUROPE ISR | 0 | 176.645 | 176.645 |
| **D | AMUNDI RENDEMENT PLUS | 0 | 911 | 911 |
| **D | AMUNDI ACTIONS EURO ISR | 0 | 582.869 | 582.869 |
| **D | HYMNOS | 0 | 36.249 | 36.249 |
| **D | AMUNDI EUROPE MONDE | 0 | 3.097 | 3.097 |
| **D | ASSURDIX | 0 | 13.722 | 13.722 |
| **D | AMUNDI RESA ACTIONS EURO | 0 | 848 | 848 |
| **D | ATOUT MODERATIONS | 0 | 69.242 | 69.242 |
| **D | CPR CONSOMMATEUR ACTIONNAIRE | 0 | 51.914 | 51.914 |
| **D | AMUNDI RESA ESG ACTIONS EURO | 0 | 3.972.288 | 3.972.288 |
| **D | CPR EUROPE NOUVELLE | 0 | 446 | 446 |
| **D | CPR EURO HIGH DIVIDEND | 0 | 1.059.842 | 1.059.842 |
| **D | AMUNDI PATRIMOINE PEA | 0 | 64.198 | 64.198 |
| **D | CPR EUROLAND | 0 | 1.675.714 | 1.675.714 |
| **D | CPR EUROPE ESG | 0 | 922 | 922 |
| **D | CPR EUROPE LOW CARBON | 0 | 2.727 | 2.727 |
| **D | HSBC MULTI-ASSET DYNAMIC EURO | 0 | 426.297 | 426.297 |
| **D | HSBC ACTIONS EUROPE | 0 | 2.165.943 | 2.165.943 |
| **D | HSBC GLOBAL ASSET MANAGEMENT | 0 | 568.387 | 568.387 |

Pagina 41

Azionisti: 18
Azionisti in proprio: 11 Azionisti in delega: 3.152 Teste: 3.141

3er

LISTA ESITO DELLE VOTAZIONE

Oggetto: Autorizzazione all'acquisto e alla disposizione di azioni proprie

FAVOREVOLI

| Badge | Ragione Sociale | Proprio | Delega | Totale |
|-------|------------------------------------|---------|-----------|-----------|
| **D | HSBC ACTIONS MONDE | 0 | 121.550 | 121.550 |
| **D | PREDIQUANT EUROCROISSANCE A2 | 0 | 248.464 | 248.464 |
| **D | CPR EUROLAND PREMIUM | 0 | 666.140 | 666.140 |
| **D | BFT EURO FUTUR ESG | 0 | 99.000 | 99.000 |
| **D | AMUNDI PATRIMOINE | 0 | 395 | 395 |
| **D | ATOUT EUROPE HAUT RENDEMENT | 0 | 212 | 212 |
| **D | ATOUT EUROPE SMART BETA | 0 | 29.604 | 29.604 |
| **D | FDC A2 POCHE TITRES | 0 | 191.970 | 191.970 |
| **D | LCL ACTIONS MONDE HORS EUROPE EURO | 0 | 69.497 | 69.497 |
| **D | ATOUT EUROLAND CORE | 0 | 168.874 | 168.874 |
| **D | ATOUT EUROLAND RESTRUCTURATION | 0 | 45.925 | 45.925 |
| **D | LCL ACTIONS EURO CORE+ | 0 | 105.056 | 105.056 |
| **D | LCL ACTIONS EURO RESTRUCTURATION | 0 | 242 | 242 |
| **D | LCL ACTIONS EUROPE | 0 | 29.606 | 29.606 |
| **D | AMUNDI STRATEGIES ACTIONS EUROPE | 0 | 52.731 | 52.731 |
| **D | LCL ACTIONS EUROPE CORE EURO | 0 | 2.334 | 2.334 |
| **D | AMUNDI ETF FTSE ITALIA PIR UCITS | 0 | 146.277 | 146.277 |
| **D | CNP ASSUR EUROPE NEUFILIZE OBC | 0 | 400.000 | 400.000 |
| **D | ECOFI ACTIONS SCR | 0 | 234.162 | 234.162 |
| **D | COVEA ACTIONS RENDEMENT | 0 | 2.397.533 | 2.397.533 |
| **D | CNP ASSUR VALUE ET MOMENTUM | 0 | 148.939 | 148.939 |
| **D | CNP ASSUR VALEURS | 0 | 35.429 | 35.429 |
| **D | SEYOND ACTIONS EUROPEENNES | 0 | 719.128 | 719.128 |
| **D | COVEA FINANCE ACTI EUROPE | 0 | 1.005.977 | 1.005.977 |
| **D | DORVAL CONVICTIONS PEA | 0 | 245.363 | 245.363 |
| **D | DORVAL CONVICTIONS | 0 | 494.084 | 494.084 |
| **D | FEDERAL OPTIMAL (PART P) | 0 | 164.600 | 164.600 |
| **D | SEYOND EQUITY FACTOR INVESTING | 0 | 77.017 | 77.017 |
| **D | BEM V-FLEX | 0 | 164.546 | 164.546 |
| **D | GREAT EUROPEAN MODELS | 0 | 610.700 | 610.700 |
| **D | ENERGIES RENOUVELABLES | 0 | 35.000 | 35.000 |
| **D | PALATINE MEDITERRANEA | 0 | 30.000 | 30.000 |
| **D | FEDERAL ETHI-PATRIMOINE | 0 | 11.725 | 11.725 |
| **D | INDOSUEZ ALLOCATION PEA | 0 | 641.380 | 641.380 |
| **D | INDOSUEZ EUROPE RENDEMENT | 0 | 593.520 | 593.520 |
| **D | INDOSUEZ EUROPE PATRIMOINE | 0 | 1.010.720 | 1.010.720 |
| **D | FLORISSIME DYNAMISME | 0 | 43.555 | 43.555 |
| **D | FLORISSIME EQUILLIBRE | 0 | 29.701 | 29.701 |
| **D | INDOSUEZ BIENS REELS | 0 | 190.000 | 190.000 |
| **D | COVEA SOLIS | 0 | 257.721 | 257.721 |
| **D | OSTRUM ACTIONS EURO | 0 | 1.607.015 | 1.607.015 |
| **D | ECUREUIL PROFIL 75 | 0 | 1.035.279 | 1.035.279 |
| **D | OSTRUM ACTIONS EUROPE RENDEMENT | 0 | 326.827 | 326.827 |

Azionisti:
Azionisti in proprio:3.152 Teste:
11 Azionisti in delega:18
3.141

ENEL S.p.A.

Assemblea Ordinaria del 16 maggio 2019

16 maggio 2019 19.35.26

LISTA ESITO DELLE VOTAZIONE

Oggetto: Autorizzazione all'acquisto e alla disposizione di azioni proprie

FAVOREVOLI

| Badge | Ragione Sociale | Proprio | Delega | Totale |
|-------|--|---------|-----------|-----------|
| **D | POLLUX | 0 | 29.000 | 29.000 |
| **D | EDMOND DE ROTHSCHILD EURO | 0 | 842.390 | 842.390 |
| **D | EDMOND DE ROTHSCHILD EQUITY EUROPE | 0 | 801.221 | 801.221 |
| **D | CNP ASSUR EDRAAM ACTIONS EUROPE | 0 | 1.192.600 | 1.192.600 |
| **D | EPOQUE | 0 | 261.354 | 261.354 |
| **D | CLASS N AHL ALPHA 2.5 XL EUR TRADING LIMITED | 0 | 192.185 | 192.185 |
| **D | OLD NORTH STATE HEDGED EQUITY MWT LLC | 0 | 79.318 | 79.318 |
| **D | MAN AHL DIVERSIFIED MARKETS EU BEUR- WORLD TRADE CENTER | 0 | 5.400 | 5.400 |
| **D | AHL INSTITUTIONAL SERIES 3 LTD | 0 | 165.648 | 165.648 |
| **D | MAN FUNDS VIII ICAV-MAN AHL DIVERSIFIED. | 0 | 56.046 | 56.046 |
| **D | AHL DESERTWOOD FUND LIMITED C/O CITCO TRUSTEES (CAYMAN) LIMITED | 0 | 199.377 | 199.377 |
| **D | AHL GLOBAL INVESTMENTS SERIES 2 LTD | 0 | 7.388 | 7.388 |
| **D | ALPHANATICS MASTER FUND LIMITED C/O APPELBY TRUST (CAYMAN LTD) | 0 | 200.000 | 200.000 |
| **D | GLG EUROPEAN LONG SHORT FUND MAPLES CORPORATE SERVICES LIMITED | 0 | 24.814 | 24.814 |
| **D | MAN GLG TOPAZ LIMITED MAPLES CORPORATE SERVICES LIMITED | 0 | 27.039 | 27.039 |
| **D | MAN MULTI-STRATEGY MASTER FUND MAPLES CORPORATE SERVICES LIMITES | 0 | 8.576 | 8.576 |
| **D | MAN QUALIFYING INVESTOR FUNDS PLC MAN GLG ELS MASTER QIF | 0 | 131.199 | 131.199 |
| **D | ELECTRON CAPITAL PARTNERS LLC | 0 | 65.500 | 65.500 |
| **D | COLONIAL FIRST STATE INVT LTD RE COMMONWEALTH SPLST FUND 10 C/O ACADIAN ASSET MANAGEMENT LLC | 0 | 156.970 | 156.970 |
| **D | GMO MASTER PORTFOLIOS (ONSHR) LP GMO TAX MGD BCHMK FRE FD CO GRANTHAM MAYO VAN OTTERLOO AND CO LLC | 0 | 0 | 51.900 |
| **D | GMO MASTER PORTFOLIOS (ONSHORE) LP GMO MEAN REVERSION FD CO GRANTHAM MAYO VAN OTTERLOO AND CO LLC | 0 | 35.433 | 35.433 |
| **D | PANAGORA DYNAMIC GLOBAL EXTENDED ALPHA FUND LTD C/O PANAGORA ASSET MANAGEMENT INC | 0 | 1.472.365 | 1.472.365 |
| **D | ALPHANATICS MASTER FUND LTD CO PICTET ASSET MANAGEMENT SA. | 0 | 474.531 | 474.531 |
| **D | ALLIANZ SUISSE LEBENSVERSICHERUNGS-GESELLSCHAFT AG | 0 | 1.198.411 | 1.198.411 |
| **D | ARROWSTREET ACWI EX US ALPHA EXTENSION TRUST FUND U | 0 | 159.783 | 159.783 |
| **D | ARROWSTREET CAPITAL GLOBAL EQUITY ALPHA EXTENSION FUND LIMITED | 0 | 454.862 | 454.862 |
| **D | CARE SUPER | 0 | 84.898 | 84.898 |
| **D | EQUIPSUPER | 0 | 119.286 | 119.286 |
| **D | KL EUROS TOXX50 DB | 0 | 134.782 | 134.782 |
| **D | MLC INVESTMENTS, MLC LIMITED | 0 | 4.931.372 | 4.931.372 |
| **D | PENSIONS KASSE POST | 0 | 1.006.534 | 1.006.534 |
| **D | TASPLAN SUPERANNUATION FUND | 0 | 59.787 | 59.787 |
| **D | TASPLAN SUPERANNUATION FUND | 0 | 499.813 | 499.813 |
| **D | UBS (LUX) EQUITY SICAV | 0 | 2.006.685 | 2.006.685 |
| **D | UBS (LUX) EQUITY SICAV EURO COUNTRIES INCOME | 0 | 429.997 | 429.997 |
| **D | UBS (LUX) SICAV 1 | 0 | 35.576 | 35.576 |
| **D | UBS (LUX) SICAV 1 EMU EQUITIES ENHANCED (EUR) | 0 | 157.090 | 157.090 |
| **D | UBS (LUX) STRATEGY SICAV SAP DEFENSIVE (USD) | 0 | 93.475 | 93.475 |
| **D | UBS (LUX) STRATEGY SICAV SAP DYNAMIC (USD) | 0 | 95.303 | 95.303 |
| **D | UBS (LUX) STRATEGY SICAV SAP MEDIUM (USD) | 0 | 260.267 | 260.267 |
| **D | UBS (LUX) STRATEGY XTRA SICAV | 0 | 23.475 | 23.475 |
| **D | UBS ASSET MANAGEMENT (AUSTRALIA) LTD | 0 | 83.780 | 83.780 |

Azionisti: 3.152 Teste: 18
Azionisti in proprio: 11 Azionisti in delega: 3.141

ENEL S.p.A.

Assemblea Ordinaria del 16 maggio 2019

16 maggio 2019 19.35.26

LISTA ESITO DELLE VOTAZIONE
Oggetto: Autorizzazione all'acquisto e alla disposizione di azioni proprie

FAVOREVOLI

| Badge | Ragione Sociale | Proprio | Delega | Totale |
|-------|---|---------|-------------|-------------|
| **D | UBS FUND MANAGEMENT (LUXEMBOURG) SA | 0 | 8.014 | 8.014 |
| **D | UBS FUND MANAGEMENT (LUXEMBOURG) SA | 0 | 72.421 | 72.421 |
| **D | UBS FUND MANAGEMENT (LUXEMBOURG) SA | 0 | 10.217 | 10.217 |
| **D | UBS FUND MANAGEMENT (LUXEMBOURG) SA | 0 | 36.580 | 36.580 |
| **D | UBS FUND MANAGEMENT (LUXEMBOURG) SA | 0 | 33.139 | 33.139 |
| **D | UBS FUND MANAGEMENT (LUXEMBOURG) SA | 0 | 2.524 | 2.524 |
| **D | UBS FUND MANAGEMENT (LUXEMBOURG) SA | 0 | 31.048 | 31.048 |
| **D | UBS FUND MANAGEMENT (LUXEMBOURG) SA | 0 | 82.582 | 82.582 |
| **D | UBS FUND MANAGEMENT (LUXEMBOURG) SA | 0 | 13.753 | 13.753 |
| **D | UBS FUND MANAGEMENT (LUXEMBOURG) SA | 0 | 17.410 | 17.410 |
| **D | UBS FUND MANAGEMENT (LUXEMBOURG) SA | 0 | 12.475 | 12.475 |
| **D | UBS FUND MANAGEMENT (LUXEMBOURG) SA | 0 | 6.363 | 6.363 |
| **D | UBS FUND MANAGEMENT (LUXEMBOURG) SA | 0 | 22.808 | 22.808 |
| **D | UBS FUND MANAGEMENT (LUXEMBOURG) SA | 0 | 4.735 | 4.735 |
| **D | UBS FUND MANAGEMENT (LUXEMBOURG) SA | 0 | 14.525 | 14.525 |
| **D | UBS FUND MANAGEMENT (LUXEMBOURG) SA | 0 | 25.330 | 25.330 |
| **D | UBS FUND MANAGEMENT (LUXEMBOURG) SA | 0 | 2.746 | 2.746 |
| **D | UBS FUND MANAGEMENT (LUXEMBOURG) SA | 0 | 8.922 | 8.922 |
| **D | UBS FUND MANAGEMENT (LUXEMBOURG) SA | 0 | 6.209 | 6.209 |
| **D | UBS FUND MANAGEMENT (LUXEMBOURG) SA | 0 | 161.941 | 161.941 |
| **D | UBS FUND MANAGEMENT (LUXEMBOURG) SA | 0 | 70.000 | 70.000 |
| **D | UBS FUND MANAGEMENT (LUXEMBOURG) SA | 0 | 33.360 | 33.360 |
| **D | UBS FUND MANAGEMENT (LUXEMBOURG) SA | 0 | 653.579 | 653.579 |
| **D | UBS FUND MANAGEMENT (LUXEMBOURG) SA | 0 | 335.169 | 335.169 |
| **D | UBS FUND MANAGEMENT (LUXEMBOURG) SA | 0 | 951 | 951 |
| **D | UBS FUND MANAGEMENT (LUXEMBOURG) SA | 0 | 1.400 | 1.400 |
| **D | UBS FUND MANAGEMENT (LUXEMBOURG) SA | 0 | 1.194 | 1.194 |
| **D | UBS FUND MANAGEMENT (LUXEMBOURG) SA | 0 | 742.476 | 742.476 |
| **D | UBS FUND MANAGEMENT (LUXEMBOURG) SA | 0 | 1.038 | 1.038 |
| **D | UBS FUND MANAGEMENT (LUXEMBOURG) SA | 0 | 5.668 | 5.668 |
| **D | UBS FUND MANAGEMENT (LUXEMBOURG) SA | 0 | 2.259.774 | 2.259.774 |
| **D | UBS FUND MANAGEMENT (LUXEMBOURG) SA | 0 | 611.552 | 611.552 |
| **D | UBS FUND MANAGEMENT (LUXEMBOURG) SA | 0 | 7.557 | 7.557 |
| **D | UBS FUND MANAGEMENT (LUXEMBOURG) SA | 0 | 4.131.800 | 4.131.800 |
| **D | UBS FUND MANAGEMENT (LUXEMBOURG) SA | 0 | 31.935 | 31.935 |
| **D | UBS FUND MANAGEMENT (LUXEMBOURG) SA | 0 | 220.881 | 220.881 |
| **D | UBS FUND MANAGEMENT (LUXEMBOURG) SA | 0 | 263.288 | 263.288 |
| **D | UBS FUND MGT (CH) AG CH0467/UBSCHIF2-EQ GLOB | 0 | 212.739.290 | 212.739.290 |
| **D | UBS FUND MANAGEMENT | 0 | 3.008.977 | 3.008.977 |
| **D | VICTORIAN SUPERANNUATION FUND | 0 | 68.546 | 68.546 |
| **D | GOVERNMENT OF NORWAY | 0 | 297.722 | 297.722 |
| **D | NORGES BANK | 0 | 850.603 | 850.603 |
| **D | 361 GLOBAL LONG/SHORT EQUITY FUNDAT | 0 | 17.664 | 17.664 |
| **D | ABERDEEN INVESTMENT FUNDS UK ICVC II - ABERDEEN WORLD EQUITY ENHANCED INDEX FUND | 0 | | |
| **D | ABERDEEN INVESTMENT FUNDS UK ICVC II - ABERDEEN EUROPEAN EQUITY ENHANCED INDEX FUND | 0 | | |
| **D | ABERDEEN INVESTMENT FUNDS UK ICVC II - ABERDEEN EUROPEAN EQUITY TRACKER FUND | 0 | | |

3es

Azionisti: 3.152 Teste: 18
Azionisti in proprio: 11 Azionisti in delega: 3.141

ENEL S.p.A.

Assemblea Ordinaria del 16 maggio 2019

16 maggio 2019 19.35.26

LISTA ESITO DELLE VOTAZIONE

Oggetto: Autorizzazione all'acquisto e alla disposizione di azioni proprie

FAVOREVOLI


| Badge | Ragione Sociale | Proprio | Delega | Totale |
|-------|---|---------|------------|------------|
| **D | AEGON CUSTODY B.V | 0 | 231.643 | 231.643 |
| **D | AEGON CUSTODY B.V | 0 | 1.337.979 | 1.337.979 |
| **D | AEGON CUSTODY B.V | 0 | 310.859 | 310.859 |
| **D | AEGON CUSTODY B.V | 0 | 177.594 | 177.594 |
| **D | AHL ALPHA MASTER LIMITED C/O CITCO TRUSTEES (CAYMAN) LIMITED | 0 | 179.616 | 179.616 |
| **D | AHL DIRECTIONAL EQUITIES MASTER LIMITED | 0 | 3.825.474 | 3.825.474 |
| **D | AHL EVOLUTION LTD SHARMAINE BERKELEY ARGONAUT LTD | 0 | 159.560 | 159.560 |
| **D | AHL GENESIS 2 LIMITED C/O MAPLES CORPORATE SERVICES LIMITED | 0 | 93.181 | 93.181 |
| **D | AHL GENESIS LIMITED | 0 | 19.814 | 19.814 |
| **D | ANALYTIC GLOBAL LONG/SHORT EQUITY FUND II LP | 0 | 36.000 | 36.000 |
| **D | AXA LIFE INSURANCE SINGAPORE PTE LTD | 0 | 105.003 | 105.003 |
| **D | BERESFORD FUNDS PLC | 0 | 43.922 | 43.922 |
| **D | CBOSC ATF CW BK GRP SUP WGSS08 | 0 | 157.576 | 157.576 |
| **D | CBOSC-CBGS-WGSS07 | 0 | 20.500 | 20.500 |
| **D | CBRE CLARION REAL ASSET LONG/SHORT FUND LP C/O THE CORPORATION TRUST | 0 | 4.732 | 4.732 |
| **D | CFSIL - COLONIAL FIRST STATE GLOBAL ASSET MANAGEMENT MULTI SECTOR TRUST 1 | 0 | 2.436.697 | 2.436.697 |
| **D | CFSIL - COMMONWEALTH GLOBAL SHARE FUND | 0 | 116.032 | 116.032 |
| **D | CFSIL ATF CMLA INTERNATIONAL SHARE FUND | 0 | 347.251 | 347.251 |
| **D | CFSIL RE COLONIAL FIRST STATE INVESTMENT FUND 10 | 0 | 2.056.491 | 2.056.491 |
| **D | CITIBANK EUROPE PLC AS TRUSTEE FOR STANDARD LIFE WEALTH BALANCED BRIDGE FUND | 0 | 2.057.599 | 2.057.599 |
| **D | CITIBANK INTERNATIONAL PLC | 0 | 18.006.028 | 18.006.028 |
| **D | CITIBANK INTERNATIONAL PLC AS TRUSTEE CITIBANK INT.PLC | 0 | 26.508 | 26.508 |
| **D | CITITRUST LIMITED AS TRUSTEE OF BLACKROCK PREMIER FUNDS-BLACKROCK WORLD EQUITY INDEX FUND | 0 | 11.372 | 11.372 |
| **D | COMMONWEALTH SPECIALIST FUND 36 | 0 | 3.285 | 3.285 |
| **D | DEFENSIVE GLOBAL EQUITY EX US LOW | 0 | 1.460.165 | 1.460.165 |
| **D | ECOFIN WATER AND POWER OPPORTUNITIES PLC CO BNP PARIBAS SECURITIES SERVICES | 0 | 4.639.898 | 4.639.898 |
| **D | ELECTRON GLOBAL MASTER FUND LP CO ELECTRON CAPITAL PARTNERS LLC | 0 | 65.000 | 65.000 |
| **D | HC VERBATIM PORTFOLIO 5 INCOME FUND | 0 | 163.441 | 163.441 |
| **D | HOSTPLUS POOLED SUPERANNUATION TRUST | 0 | 59.368 | 59.368 |
| **D | INTERNATIONAL EQUITIES FUND | 0 | 42.588 | 42.588 |
| **D | INVESCO POOLED INVESTMENT FUND-GLOBAL STRATEGIC EQUITY FUND | 0 | 2.961.887 | 2.961.887 |
| **D | IRISH LIFE ASSURANCE. | 0 | 39.302 | 39.302 |
| **D | IRISH LIFE ASSURANCE. | 0 | 162.788 | 162.788 |
| **D | IRISH LIFE ASSURANCE. | 0 | 1.148.844 | 1.148.844 |
| **D | IRISH LIFE ASSURANCE PLC | 0 | 209.426 | 209.426 |
| **D | JANUS HENDERSON CAPITAL FUNDS PLC | 0 | 480.500 | 480.500 |
| **D | JOHN HANCOCK DIVERSIFIED REAL ASSETS FUND | 0 | 377.530 | 377.530 |
| **D | JOHN HANCOCK FUNDS II GLOBAL ABSOLUTE RETURN STRATEGIES FUND | 0 | 425.580 | 425.580 |
| **D | JOHN HANCOCK FUNDS II INTERNATIONAL STRATEGIC EQUITY ALLOCATION FUND | 0 | 289.660 | 289.660 |
| **D | JOHN HANCOCK VARIABLE INSURANCE TRUST INTERNATIONAL EQUITY INDEX TRUST | 0 | 214.119 | 214.119 |
| **D | K2 ELECTRON LIQUID GLOBAL MASTER FUND LTD | 0 | 35.365 | 35.365 |
| **D | LATVIJAS BANKA | 0 | 9.757 | 9.757 |
| **D | LAZARD ASSET MANAGEMENT LLC QUANTITATIVE EQUITY FUNDS | 0 | 587.754 | 587.754 |
| **D | LEGAL AND GENERAL | 0 | | |

Azionisti:
Azionisti in proprio: 3.152
Azionisti in delega: 11

Teste: 18
3.141

Pagina 45

366



ENEL S.p.A.

Assemblea Ordinaria del 16 maggio 2019

16 maggio 2019 19.35.26

LISTA ESITO DELLE VOTAZIONE

Oggetto: **Autorizzazione all'acquisto e alla disposizione di azioni proprie**

FAVOREVOLI

| Badge | Ragione Sociale | Proprio | Delega | Totale |
|-------|--|---------|------------|------------|
| **D | LEGAL AND GENERAL ASSURANCE PENSIONS MANAGEMENT LIMITED | 0 | 37.276.589 | 37.276.589 |
| **D | LEGAL AND GENERAL ASSURANCE SOCIETY LIMITED | 0 | 122.027 | 122.027 |
| **D | LEGAL AND GENERAL COLLECTIVE INVESTMENT TRUST | 0 | 1.215.819 | 1.215.819 |
| **D | LEGAL AND GENERAL INVESTMENT MANAGEMENT | 0 | 61.664 | 61.664 |
| **D | LSVLEHE, LSV2EHE | 0 | 12.600 | 12.600 |
| **D | MACQUARIE INVESTMENT MANAGEMENT LIMITED | 0 | 3.474.329 | 3.474.329 |
| **D | MACQUARIE MULTI-FACTOR FUND | 0 | 159.420 | 159.420 |
| **D | MAN NUMERIC MEGA EQUITY STRATEGIES FUND LIMITED | 0 | 348.004 | 348.004 |
| **D | NATIONAL COUNCIL FOR SOCIAL SECURITY FUND. | 0 | 81.026 | 81.026 |
| **D | NEWBURG NOMINEES LIMITED INVESTORS WHOLESAL E GLOBAL EQUITY (INDEX) TRUST | 0 | 353.684 | 353.684 |
| **D | OIL INVESTMENT CORPORATION LTD. | 0 | 489.000 | 489.000 |
| **D | OLD MUTUAL COMPASS PORTFOLIO 2 | 0 | 584 | 584 |
| **D | OLD MUTUAL COMPASS PORTFOLIO 3 | 0 | 10.709 | 10.709 |
| **D | OLD MUTUAL COMPASS PORTFOLIO 4 | 0 | 43.503 | 43.503 |
| **D | OLD MUTUAL COMPASS PORTFOLIO 5 | 0 | 10.562 | 10.562 |
| **D | OLD MUTUAL GENERATION 3:4 UK LIMITED | 0 | 12.600 | 12.600 |
| **D | OLD MUTUAL GENERATION 5 UK LIMITED2 | 0 | 2.478 | 2.478 |
| **D | OLD MUTUAL GLOBAL INVESTORS | 0 | 94.189 | 94.189 |
| **D | OLD MUTUAL INVESTMENT FUNDS SERIES III | 0 | 16.817 | 16.817 |
| **D | PANAGORA ASSET MANAGEMENT INC. | 0 | 2.886 | 2.886 |
| **D | PANAGORA ASSET MANAGEMENT INC. DYNAMIC INTERNATIONAL EQUITY ACWI | 0 | 2.515 | 2.515 |
| **D | PINEBRIDGE FUND SERIES PINEBRIDGE EUROPE EQUITY FUND | 0 | 480.924 | 480.924 |
| **D | PM MANAGER FUND SPC-SEGREGATED PORTFOLIO 38 | 0 | 75.000 | 75.000 |
| **D | POINT72 ASSOCIATES LLC - FSEU C/O THE CORPORATION TRUST COMPANY | 0 | 1.021.247 | 1.021.247 |
| **D | PORTFOLIO CUSTODIAL NOMINEES | 0 | 1.102 | 1.102 |
| **D | PRINCIPAL MPF EUROPEAN EQUITY FUND | 0 | 311.330 | 311.330 |
| **D | PRINCIPAL TRUST COMPANY (ASIA LIMITED) | 0 | 237.893 | 237.893 |
| **D | SDA INTL EQUITY INDEX FD WORLD | 0 | 217.143 | 217.143 |
| **D | SLIC - EUROPEAN EQUITY GROWTH FUND1 | 0 | 377.597 | 377.597 |
| **D | SLIC - GLOBAL EQUITY INCOME FUND | 0 | 618.840 | 618.840 |
| **D | SLIC II - STANDARD LIFE INVESTMENTS | 0 | 895.532 | 895.532 |
| **D | SOCIALLY RESPONSIBLE DEVELOPED MARKETS FUNDAMENTAL INDEX CTF | 0 | 17.640 | 17.640 |
| **D | STANDARD LIFE ASSURANCE LIMITED | 0 | 18.765.767 | 18.765.767 |
| **D | STANDARD LIFE WEALTH ACER FUND CITIBANK INTERNATIONAL PLC | 0 | 76.874 | 76.874 |
| **D | STANDARD LIFE WEALTH FALCON FUND | 0 | 561.647 | 561.647 |
| **D | STANDARD LIFE WEALTH GLOBAL EQUITY INCOME FUND | 0 | 29.714 | 29.714 |
| **D | STICHTING ALGEMEEN PENSIOENFONDS | 0 | 331.326 | 331.326 |
| **D | STICHTING MN SERVICES AANDELENFONDS EUROPA | 0 | 770.331 | 770.331 |
| **D | STICHTING PENSIOENFONDS METAAL | 0 | 5.882.764 | 5.882.764 |
| **D | STICHTING PENSIOENFONDS METAAL EN TECHNIEK MN SERVICES | 0 | 1.738.011 | 1.738.011 |
| **D | STICHTING PGM DEPOSITARY | 0 | 16.409.002 | 16.409.002 |
| **D | THE ABOORIGINAL DEVELOPMENT BENEFITS TRUST - ELLERSTON MCB FINANCIAL MANAGEMENT SERVICES | 0 | 2.132 | 2.132 |
| **D | THE HARBORWALK PRIVATE TRUST - THEINTERNATIONAL EQUITY FUND | 0 | 66.209 | 66.209 |

Azionisti:
Azionisti in proprio: 3.152 Teste: 18
11 Azionisti in delega: 3.141

327

LISTA ESITO DELLE VOTAZIONE

Oggetto: Autorizzazione all'acquisto e alla disposizione di azioni proprie

FAVOREVOLI

| Badge | Ragione Sociale | Proprio | Delega | Totale |
|-------|--|---------|------------|------------|
| **D | THE NOMURA TRUST AND BANKING CO LTD | 0 | 209.677 | 209.677 |
| **D | THE NOMURA TRUST AND BANKING CO LTD | 0 | 15.243 | 15.243 |
| **D | VERDIPAPIRFONDET DNB EUROPA | 0 | 51.773 | 51.773 |
| **D | VERDIPAPIRFONDET DNB GLOBAL IV | 0 | 9.135.134 | 9.135.134 |
| **D | VERDIPAPIRFONDET DNB GLOBAL INDEKS | 0 | 604.106 | 604.106 |
| **D | VERDIPAPIRFONDET DNB MILJOINVEST | 0 | 2.201.063 | 2.201.063 |
| **D | VICTORY CAPITAL INTERNATIONAL COLLECTIVE INVESTMENT TRUST | 0 | 48.320 | 48.320 |
| **D | VICTORY MARKET NEUTRAL INCOME FUND | 0 | 30.222 | 30.222 |
| **D | VICTORY RS GLOBAL FUND | 0 | 84.944 | 84.944 |
| **D | VICTORY RS INTERNATIONAL VIP SERIES | 0 | 526.892 | 526.892 |
| **D | VICTORY TRIVALENT INTERNATIONAL FUND - CORE EQUITY | 0 | 23.350 | 23.350 |
| **D | VICTORYSHARES DEVELOPED ENHANCED VOLATILITY WTD INDEX ETF | 0 | 64.044 | 64.044 |
| **D | VICTORYSHARES INTERNATIONAL HIGHDIV VOLATILITY WTD INDEX ETF | 0 | 91.105 | 91.105 |
| **D | VICTORYSHARES INTERNATIONAL VOLATILITY WTD INDEX ETF | 0 | 20.371 | 20.371 |
| **D | WELLINGTON ALTA FUND | 0 | 291.122 | 291.122 |
| **D | WELLINGTON MANAGEMENT COMPANY LLP | 0 | 878.889 | 878.889 |
| **D | ZURICH LIFE ASSURANCE PLC | 0 | 2.479.002 | 2.479.002 |
| **D | MARITIME SUPER | 0 | 242.900 | 242.900 |
| **D | BOOTHBAY | 0 | 62.835 | 62.835 |
| **D | THE METHODIST HOSPITAL | 0 | 432.000 | 432.000 |
| **D | XEROX CORPORATION RETIREMENT & SAVINGS PLAN | 0 | 49.100 | 49.100 |
| **D | TEACHERS' RETIREMENT SYSTEM OF THE STATE OF ILLINOIS | 0 | 8.910.073 | 8.910.073 |
| **D | BEAUMONT HEALTH MASTER RETIREMENT TRUST | 0 | 17.348 | 17.348 |
| **D | HC CAPITAL TRUST - THE INTERNATIONAL EQUITY PORTFOLIO | 0 | 270.985 | 270.985 |
| **D | HC CAPITAL TRUST- THE INSTITUTIONAL INTERNATIONAL EQUITY PTF | 0 | 1.689.829 | 1.689.829 |
| **D | HC CAPITAL TRUST - THE ESG GROWTH PORTFOLIO | 0 | 33.828 | 33.828 |
| **D | HC CAPITAL TRUST- THE CATHOLIC SRI GROWTH PORTFOLIO | 0 | 86.848 | 86.848 |
| **D | ARKWRIGHT, LLC | 0 | 43.303 | 43.303 |
| **D | FIDELITY INVESTMENT TRUST: FIDELITY TOTAL INT EQUITY FUND | 0 | 80.000 | 80.000 |
| **D | FIDELITY RUTLAND SQUARE TRUST II: STRAT ADV FID INTL FUND | 0 | 415.072 | 415.072 |
| **D | FIDELITY INVESTMENT TRUST: FIDELITY SERIES INTIVALUE FUND | 0 | 37.425.029 | 37.425.029 |
| **D | FIDELITY INVESTMENT TRUST: FIDELITY FLEX INTERNATIONAL FUND | 0 | 30.419 | 30.419 |
| **D | FIDELITY RUTLAND SQUARETRUST II: STRATEGIC ADVISERS INT F | 0 | 2.396.365 | 2.396.365 |
| **D | BRUNEI INVESTMENT AGENCY | 0 | 589.173 | 589.173 |
| **D | INTERNATIONALE KAPITALANLAGESELLSCHAFT MBH FOR ANP INKA | 0 | 21.936 | 21.936 |
| **D | BARINGS ACTIVE PASSIVE EQUITY DIRECT EAFE LLC | 0 | 3.510 | 3.510 |
| **D | JOHN HANCOCK VARIABLE INSURANCE TRUST UTILITIES TRUST | 0 | 1.083.672 | 1.083.672 |
| **D | INTERNATIONAL MONETARY FUND | 0 | 347.382 | 347.382 |
| **D | WELLS FARGO UTILITIES AND HIGH INCOME FUND | 0 | 900.000 | 900.000 |
| **D | WELLS FARGO GLOBAL DIVIDEND OPPORTUNITY FUND | 0 | 4.000.000 | 4.000.000 |
| **D | LAUDUS INTERNATIONAL MARKETMASTERS FUND | 0 | 310.892 | 310.892 |
| **D | SCHWAB INTERNATIONAL EQUITY ETF | 0 | 8.238.369 | 8.238.369 |
| **D | SCHWAB FUNDAMENTAL INTERNATIONAL LARGE COMPANY INDEX ETF | 0 | 3.976.759 | 3.976.759 |

Azionisti:
Azionisti in proprio:3.152 Teste:
11 Azionisti in delega:

18

3.141

ENEL S.p.A.

Assemblea Ordinaria del 16 maggio 2019

16 maggio 2019 19.35.26

LISTA ESITO DELLE VOTAZIONE

Oggetto: Autorizzazione all'acquisto e alla disposizione di azioni proprie

FAVOREVOLI

| Badge | Ragione Sociale | Proprio | Delega | Totale |
|-------|--|---------|-----------|-----------|
| **D | SANFORD C BERNSTEIN FUND INC- TAX MANAGED INTL PTF | 0 | 5.538.710 | 5.538.710 |
| **D | AB CANADA INTL VALUE EQUITY (CAP-WEIGHTED, UNHEDGED) FUND | 0 | 171.890 | 171.890 |
| **D | AB TRUST - AB INTERNATIONAL VALUE FUND | 0 | 591.590 | 591.590 |
| **D | DUPOINT PENSION TRUST | 0 | 208.113 | 208.113 |
| **D | JOHN HANCOCK ENDURING EQUITY FUND | 0 | 1.444.512 | 1.444.512 |
| **D | JOHN HANCOCK VAR INS TRUST STRATEGIC EQUITY ALLOCATION TRUST | 0 | 1.834.575 | 1.834.575 |
| **D | JOHN HANCOCK FUNDS II STRATEGIC EQUITY ALLOCATION FUND | 0 | 767.991 | 767.991 |
| **D | JOHN HANCOCK HEDGED EQUITY AND INCOME FUND | 0 | 20.231 | 20.231 |
| **D | PENSION BENEFIT GUARANTY CORPORATION | 0 | 1.543.129 | 1.543.129 |
| **D | US RETIREMENT TRUST | 0 | 103.525 | 103.525 |
| **D | INTERNATIONALE KAPITAL MBH FOR LH-PRIVATRENTE-AKTIE | 0 | 500.000 | 500.000 |
| **D | PUTNAM DYNAMIC RISK ALLOCATION FUND | 0 | 11.199 | 11.199 |
| **D | PUTNAM VARIABLE TRUST - PUTNAM VT GLOBAL ASSET ALLOCATION F | 0 | 14.703 | 14.703 |
| **D | PUTNAM DYNAMIC ASSET ALLOCATION GROWTH FUND | 0 | 474.957 | 474.957 |
| **D | PUTNAM DYNAMIC ASSET ALLOCATION BALANCED FUND | 0 | 319.689 | 319.689 |
| **D | PUTNAM DYNAMIC ASSET ALLOCATION CONSERVATIVE FUND | 0 | 101.412 | 101.412 |
| **D | PUTNAM GLOBAL UTILITIES FUND | 0 | 1.233.633 | 1.233.633 |
| **D | PUTNAM VARIABLE TRUST - PUTNAM VT GLOBAL UTILITIES FUND | 0 | 488.420 | 488.420 |
| **D | PUTNAM TOTAL RETURN TRUST | 0 | 29.870 | 29.870 |
| **D | PUTNAM RETIREMENT ADVANTAGE GAA GROWTH PORTFOLIO | 0 | 273.099 | 273.099 |
| **D | PUTNAM RETIREMENT ADVANTAGE GAA BALANCE PORTFOLIO | 0 | 161.857 | 161.857 |
| **D | PUTNAM RETIREMENT ADVANTAGE GAA CONSERVATIVE PORTFOLIO | 0 | 43.150 | 43.150 |
| **D | PUTNAM RETIREMENT ADVANTAGE GAA INCOME STRATEGIES PORTFOLIO | 0 | 42.562 | 42.562 |
| **D | PUTNAM RETIREMENT ADVANTAGE GAA EQUITY PORTFOLIO | 0 | 81.688 | 81.688 |
| **D | PUTNAM TOTAL RETURN FUND, LLC | 0 | 16.627 | 16.627 |
| **D | THE STATE OF NEVADA | 0 | 32.577 | 32.577 |
| **D | PUTNAM DYNAMIC ASSET ALLOCATION EQUITY FUND | 0 | 16.156 | 16.156 |
| **D | INTERNATIONAL PAPER CO COMMINGLED INVESTMENT GROUP TRUST | 0 | 1.490.914 | 1.490.914 |
| **D | LAZARD ASSET MANAGEMENT LLC | 0 | 26.916 | 26.916 |
| **D | LAZARD RETIREMENT GLOBAL DYNAMIC MULTI ASSET PORTFOLIO | 0 | 455.970 | 455.970 |
| **D | LAZARD MANAGED EQUITY VOLATILITY PORTFOLIO | 0 | 50.948 | 50.948 |
| **D | LAZARD INTERNATIONAL EQUITY ADVANTAGE PORTFOLIO | 0 | 7.941 | 7.941 |
| **D | LAZARD GLOBAL DYNAMIC MULTI ASSET PORTFOLIO | 0 | 56.592 | 56.592 |
| **D | LAZARD REAL ASSETS AND PRICING OPPORTUNITIES PORTFOLIO | 0 | 5.251 | 5.251 |
| **D | DEKA INVESTMENT GMBH FOR SFT 3-FONDS | 0 | 79.270 | 79.270 |
| **D | ALLIANZ GLOBAL INVESTORS GMBH FOR DBI-FONDS SFT 4 | 0 | 111.683 | 111.683 |
| **D | J & J PENSION FUND OFF | 0 | 282.655 | 282.655 |
| **D | MFS VARIABLE INSURANCE TRUST - MFS UTILITIES SERIES | 0 | 5.281.369 | 5.281.369 |
| **D | MFS BLENDED RESEARCH INTERNATIONAL EQUITY FUND | 0 | 175.211 | 175.211 |
| **D | GOLDMAN SACHS TRST II-GOLDMAN SACHS MULTI-MNGR GLOBAL EQT FUND | 0 | 4.749 | 4.749 |
| **D | GOLDMAN SACHS TRUST- GOLDMAN SACHS GLOBAL MANAGED BETA FUND | 0 | 33.990 | 33.990 |
| **D | OREGON PUBLIC EMPLOYEES RETIREMENT SYSTEM | 0 | 7.280.216 | 7.280.216 |
| **D | USAA GLOBAL EQUITY INCOME FUND | 0 | 156.055 | 156.055 |

Azionisti:
Azionisti in proprio: 3.152

Teste: 18
Azionisti in delega: 3.141

319

ENEL S.p.A.

Assemblea Ordinaria del 16 maggio 2019

16 maggio 2019 19.35.26

LISTA ESITO DELLE VOTAZIONE

Oggetto: Autorizzazione all'acquisto e alla disposizione di azioni proprie

FAVOREVOLI

| Badge | Ragione Sociale | Proprio | Delega | Totale |
|-------|---|---------|------------|------------|
| **D | ALLIANZBERNSTEIN GLOBAL RISK ALLOCATION FUND INC | 0 | 10.639 | 10.639 |
| **D | AB CAP FUND, INC. - AB ALL MARKET INCOME PORTFOLLO | 0 | 24.947 | 24.947 |
| **D | BERNSTEIN FUND, INC. - INTERNATIONAL STRATEGIC EQUITIES PTF | 0 | 3.322.370 | 3.322.370 |
| **D | AB COLLECTIVE INVESTMENT TRUST SERIES | 0 | 247.660 | 247.660 |
| **D | ALLIANZBERNST VAR PROD SER F INC.ALLIANZEB DYN ASSET ALL PTF | 0 | 88.110 | 88.110 |
| **D | AB VARIABLE PROD SERIES FUND, INC. - AB INT VALUE PORTFOLIO | 0 | 1.285.120 | 1.285.120 |
| **D | ALLIANZ GLOBAL INVESTORS GMBH FOR DBI-FONDS ANDUS | 0 | 522.289 | 522.289 |
| **D | JOHN HANCOCK LIFE AND HEALTH INSURANCE COMPANY | 0 | 432.765 | 432.765 |
| **D | RUSSELL TRUST CO COMMINGLED EMPLOYEE BENEFIT FUNDS TRUST | 0 | 4.077.236 | 4.077.236 |
| **D | RUSSELL INVESTMENT COMPANY PLC | 0 | 6.005.666 | 6.005.666 |
| **D | INVESCO V.I. GLOBAL CORE EQUITY FUND | 0 | 315.386 | 315.386 |
| **D | ALLIANZ GLOBAL INVESTORS GMBH FOR ALLIANZGI-FONDS INDU | 0 | 18.623 | 18.623 |
| **D | THE MASTER TRUST BK OF JP LTD: HITACHI FOREIGN EQ INDEX MF | 0 | 188.665 | 188.665 |
| **D | SPDR MSCI WORLD QUALITY MIX FUND | 0 | 1.302 | 1.302 |
| **D | GWAM GROUP PENSION TRUST III | 0 | 1.116.434 | 1.116.434 |
| **D | GWAM INVESTMENT FUNDS TRUST | 0 | 770.035 | 770.035 |
| **D | GWAM GROUP PENSION TRUST II | 0 | 673.593 | 673.593 |
| **D | IBM RETIREMENT PLAN | 0 | 52.144 | 52.144 |
| **D | INVESCO INTERNATIONAL CORE EQUITY FUND | 0 | 299.625 | 299.625 |
| **D | HSBC INKA INVESTMENT AG TGV FOR TGV LH STRATEGY | 0 | 231.737 | 231.737 |
| **D | ALLIANZ GLOBAL INV GMBH FOR ALLIANZGI-FONDS SFT2 | 0 | 121.124 | 121.124 |
| **D | INSTITUTIONAL RETIREMENT TRUST | 0 | 64.193 | 64.193 |
| **D | PIMCO VARIABLE INSUR TR-PIMCO GLO MULTI-ASSET MANAGED ALLO PTF | 0 | 45.264 | 45.264 |
| **D | THORNBURG INVESTMENT INCOME BUILDER FUND | 0 | 35.546.271 | 35.546.271 |
| **D | THORNBURG BETTER WORLD INTERNATIONAL FUND | 0 | 252.745 | 252.745 |
| **D | AMERICAN BUREAU OF SHIPPING | 0 | 7.208 | 7.208 |
| **D | PLYMOUTH COUNTY RETIREMENT ASSOCIATION | 0 | 28.298 | 28.298 |
| **D | ARIZONA STATE RETIREMENT SYSTEM | 0 | 260.520 | 260.520 |
| **D | THE MAS TR BK OF JAPAN,LTD.ATF GL BL RK CON FD K (FOR QII ONLY) | 0 | 34.789 | 34.789 |
| **D | PRINCIPAL GLOBAL INVESTORS COLLECTIVE INV TRUST INT CORE EQ FD | 0 | 33.344 | 33.344 |
| **D | PRINCIPAL GLOBAL INVESTORS COLLECTIVE INVESTMENT TRUST | 0 | 628.030 | 628.030 |
| **D | PRINCIPAL GLOBAL INV COLLECTIVE INV TRUST INT GROWTH EQ F | 0 | 116.175 | 116.175 |
| **D | AB FUND N.V. | 0 | 1.027.752 | 1.027.752 |
| **D | STRATEGIC ACTIVE TRADING FUNDS PLC | 0 | 119.325 | 119.325 |
| **D | AMERICAN BAR ASSOCIATION MEMBERS/MTC COLLECTIVE TRUST | 0 | 93.600 | 93.600 |
| **D | AMERICAN CENTURY ETF TRUST - AMERICAN CENT QUALITY DIV INT ETF | 0 | 2.943 | 2.943 |
| **D | XEROX CANADA EMPLOYEES RETIREMENT PLAN | 0 | 59.000 | 59.000 |
| **D | JP TR SERV BK LTD ATF MATB MSCI KOKUSAI INDEX MOTHER F | 0 | 41.893 | 41.893 |
| **D | AXA IM SMART MATCHING SOLUTIONS PUBLIC LIMITED COMPANY | 0 | 76.000 | 76.000 |
| **D | ALPINE GLOBAL INFRASTRUCTURE FUND | 0 | 232.100 | 232.100 |
| **D | ANIMA FUNDS PLC | 0 | 2.361.066 | 2.361.066 |
| **D | THE MASTER TRUST BK OF JP LTD ATF INVESCO OVERSEAS EQ OPEN M | 0 | 11.837 | 11.837 |
| **D | THE MASTER TRUST BK OF JP RE F RUSSELL INV (JP) INTL EQUITY F | 0 | 167.673 | 167.673 |

Azionisti:
Azionisti in proprio: 11

3.152 Teste:
11 Azionisti in delega:

18

3.141

32

LISTA ESITO DELLE VOTAZIONE

Oggetto: Autorizzazione all'acquisto e alla disposizione di azioni proprie

FAVOREVOLI

| Badge | Ragione Sociale | Proprio | Delega | Totale |
|-------|--|---------|------------|------------|
| **D | TOYOTA MOTOR PENSION FUND | 0 | 222.445 | 222.445 |
| **D | ARCHITAS MULTI-MANAGER GLOBAL FUNDS UNIT TRUST | 0 | 95.830 | 95.830 |
| **D | ARROWSTREET GLOBAL EQUITY ACWI TRUST FUND | 0 | 221.491 | 221.491 |
| **D | ARROWSTREET INTERNATIONAL EQUITY EAFE TRUST FUND | 0 | 666.627 | 666.627 |
| **D | ARROWSTREET INTERNATIONAL EQUITY ACWI EX US TRUST FUND | 0 | 4.720.128 | 4.720.128 |
| **D | ARROWSTREET INTL EQ ACWI EX US ALPHA EXTENSION TRUST FUND | 0 | 369.829 | 369.829 |
| **D | AXA INVESTMENT MANAGERS DEUTSCHLAND GMBH FOR AXA EUROPA | 0 | 112.000 | 112.000 |
| **D | AXA INVESTMENT MANAGERS DEUTSCHLAND GMBH FOR AXA WELT | 0 | 50.000 | 50.000 |
| **D | AXA ROSENBERG EQUITY ALPHA TRUST | 0 | 752.359 | 752.359 |
| **D | STATE OF ALASKA RETIREMENT AND BENEFITS PLANS | 0 | 2.462.769 | 2.462.769 |
| **D | STICHTING BEDRIJFSPENSIOENFONDS VOOR HET BAKKERSBEDRIJF | 0 | 776.224 | 776.224 |
| **D | DIGNITY HEALTH | 0 | 286.076 | 286.076 |
| **D | DIGNITY HEALTH RETIREMENT PLAN TRUST | 0 | 441.325 | 441.325 |
| **D | UNITED TECHNOLOGIES CORPORATION EMPLOYEE SAVINGS PLAN | 0 | 856.824 | 856.824 |
| **D | BEAR CREEK INC. | 0 | 48.052 | 48.052 |
| **D | THE WALT DISNEY COMPANY RETIREMENT PLAN MASTER TRUST | 0 | 127.460 | 127.460 |
| **D | THE MASTER TRUST BK OF JP LTD: RUSSELL GILB ENVIR TECH FUND | 0 | 44.186 | 44.186 |
| **D | MERCER DIOCESE OF BROOKLYN GROWTH STRATEGY | 0 | 220.401 | 220.401 |
| **D | MERCER DIOCESE OF BROOKLYN LAY PENSION INVESTMENT TRUST | 0 | 71.400 | 71.400 |
| **D | TIAA-CREF FUNDS - ENHANCED INTERNATIONAL EQUITY INDEX FUND | 0 | 3.894.209 | 3.894.209 |
| **D | COLLEGE RETIREMENT EQUITIES FUND | 0 | 2.182.689 | 2.182.689 |
| **D | TIAA-CREF SOCIAL CHOICE INTERNATIONAL EQUITY FUND | 0 | 155.952 | 155.952 |
| **D | MET INVESTOR SERIES TRUST-ALLIANCE GLOBAL DYNAMIC ALL PTF | 0 | 687.719 | 687.719 |
| **D | BRIGHTHOUSE FUNDS TRUST I - SCHROEDERS GLOBAL MULTI-ASSET PTF | 0 | 89.223 | 89.223 |
| **D | BRIGHTHOUSE FUNDS TRUST I - JPMORGAN GBL ACTIVE ALL PORTFOLIO | 0 | 371.877 | 371.877 |
| **D | PACE ALTERNATIVE STRATEGIES INVESTMENTS | 0 | 687 | 687 |
| **D | UBS (US) GROUP TRUST | 0 | 370.071 | 370.071 |
| **D | COMMONFUND SCREENED GLOBAL EQUITY, LLC | 0 | 55.700 | 55.700 |
| **D | CAPITAL GROUP INTERNATIONAL EQUITY FUND | 0 | 1.947.283 | 1.947.283 |
| **D | UAW RETIREE MEDICAL BENEFITS TRUST | 0 | 3.633.141 | 3.633.141 |
| **D | CENTRAL PROVIDENT FUND BOARD | 0 | 209.013 | 209.013 |
| **D | CITY UNIVERSITY OF NEW YORK | 0 | 11.387 | 11.387 |
| **D | MERITAS INTERNATIONAL EQUITY FUND | 0 | 106.850 | 106.850 |
| **D | FIDUCIE GLOB DES REGIMES DE RETR DE LA SOC TRANSPORT MONTREAL | 0 | 156.137 | 156.137 |
| **D | CALVERT IMPACT FUND, INC. - CALVERT GLOBAL ENERGY SOLUTIONS FD | 0 | 110.798 | 110.798 |
| **D | CALVERT VP EAFE INTERNATIONAL INDEX PORTFOLIO | 0 | 72.788 | 72.788 |
| **D | CALVERT RESP INX SRS, INC.-CLVRT DVD MKTIS EX-U.S. RSP INX FD | 0 | 77.343 | 77.343 |
| **D | CAISSE DE DEPOT ET PLACEMENT DU QUEBEC | 0 | 16.597.646 | 16.597.646 |
| **D | THE REGENTS OF THE UNIVERSITY OF CALIFORNIA | 0 | 5.852.528 | 5.852.528 |
| **D | MICROSOFT CORPORATION SAVINGS PLUS 401(K) PLAN | 0 | 1.631.189 | 1.631.189 |
| **D | ALLIANZGI GLOBAL DYNAMIC ALLOCATION LLC | 0 | 16.170 | 16.170 |
| **D | FIDELITY SELECT GLOBAL EQUITY INSTITUTIONAL TRUST | 0 | 62.612 | 62.612 |
| **D | FIDELITY SELECT INTERNATIONAL EQUITY INSTITUTIONAL TRUST | 0 | 208.838 | 208.838 |

LISTA ESITO DELLE VOTAZIONE

Oggetto: Autorizzazione all'acquisto e alla disposizione di azioni proprie

FAVOREVOLI

| Badge | Ragione Sociale | Proprio | Delega | Totale |
|-------|--|---------|-----------|-----------|
| **D | FIDELITY GLOBAL LOW VOLATILITY EQUITY INSTITUTIONAL TRUST | 0 | 134.306 | 134.306 |
| **D | FIDELITY INTERNATIONAL LOW VOLATILITY EQUI INSTITUTIONAL TRUST | 0 | 21.105 | 21.105 |
| **D | FIDELITY SELECT GLOBAL PLUS ALL CAP EQUITY INSTTIT TRUST | 0 | 33.296 | 33.296 |
| **D | FIDELITY BALANCED MANAGED RISK PORTFOLIO | 0 | 29.618 | 29.618 |
| **D | FIDELITY CONSERVATIVE MANAGED RISK PORTFOLIO | 0 | 11.065 | 11.065 |
| **D | ALLIANZGI BEST STYLES GLOBAL EQUITY FUND | 0 | 291.251 | 291.251 |
| **D | ALLIANZGI BEST STYLES INTERNATIONAL EQUITY FUND | 0 | 37.048 | 37.048 |
| **D | ALLIANZGI GLOBAL DYNAMIC ALLOCATION FUND | 0 | 66.773 | 66.773 |
| **D | ALLIANZGI BEST STYLES GLOBAL MANAGED VOLATILITY PORTFOLIO | 0 | 18.071 | 18.071 |
| **D | FEG SELECT, LLC | 0 | 256.575 | 256.575 |
| **D | FEDERATION EMPLOYEES PENSION TRUST | 0 | 745.626 | 745.626 |
| **D | MERCER FTFC NON-US EQUITY INVESTMENT PORTFOLIO LLC | 0 | 152.383 | 152.383 |
| **D | PARAMETRIC INTERNATIONAL EQUITY FUND | 0 | 218.956 | 218.956 |
| **D | SOJECCI II LTEE | 0 | 96.200 | 96.200 |
| **D | FUNDO DE SEGURANCA SOC GOV. DA REGIAO ADM. ESPECIAL DE MACAU | 0 | 201.248 | 201.248 |
| **D | EATON VANCE EQUITY HARVEST FUND LLC | 0 | 7.798 | 7.798 |
| **D | U.S. LEGACY INCOME COMMON TRUST FUND | 0 | 217 | 217 |
| **D | FRANKLIN TEMPLETON ETF TRUST - FRANKLIN FTSE EUROPE ETF | 0 | 64.976 | 64.976 |
| **D | FRANKLIN TEMPLETON ETF TRUST - FRANKLIN FTSE ITALY ETF | 0 | 207.990 | 207.990 |
| **D | FRANKLIN FTSE EUROPE EX U.K. INDEX ETF | 0 | 140.928 | 140.928 |
| **D | FRANKLIN TEMPLETON ETF TRUST - FRANKLIN FTSE EUROPE HEDGED ETF | 0 | 4.002 | 4.002 |
| **D | TAX - MANAGED INTERNATIONAL EQUITY PORTFOLIO | 0 | 38.800 | 38.800 |
| **D | GABELLI UTILITIES FUND | 0 | 270.000 | 270.000 |
| **D | THE GABELLI DIVIDEND & INCOME TRUST | 0 | 230.000 | 230.000 |
| **D | THE GABELLI GLOBAL UTILITY & INCOME TRUST | 0 | 152.000 | 152.000 |
| **D | HARBOR OVERSEAS FUND | 0 | 1.926 | 1.926 |
| **D | MERCER GE INTERNATIONAL EQUITY FUND | 0 | 867.961 | 867.961 |
| **D | ALLIANZ VALEURS DURABLES | 0 | 3.500.000 | 3.500.000 |
| **D | ALLIANZ EPARGNE ACTIONS ISR SOLIDAIRE | 0 | 160.000 | 160.000 |
| **D | ALLIANZ ACTIONS EURO CONVICTIONS | 0 | 2.600.000 | 2.600.000 |
| **D | THE GENERAL MOTORS CANADA HOURLY PLAN TRUST | 0 | 37.556 | 37.556 |
| **D | RUSSELL INVESTMENT COMPANY RUSSELL TAX-MANAGED INTL EQ FUND | 0 | 1.480.690 | 1.480.690 |
| **D | RUSSELL INVESTMENT COMPANY RUSSELL GLOBAL INFRASTRUCTURE FUND | 0 | 313.686 | 313.686 |
| **D | RUSSELL INVESTMENT COMPANY MULTIFACTOR INTERNATIONAL EQUITY F | 0 | 531.393 | 531.393 |
| **D | GMO FUNDS PLC GMO GLOBAL EQUITY ALLOCATION INVESTMENT FUND | 0 | 29.664 | 29.664 |
| **D | GMO FUNDS PLC GLOBAL REAL RETURN (UCITS) FUND | 0 | 894.689 | 894.689 |
| **D | MARQUIS INSTITUTIONAL GLOBAL EQUITY PORTFOLIO | 0 | 45.166 | 45.166 |
| **D | HAND COMPOSITE EMPLOYEE BENEFIT TRUST | 0 | 25.810 | 25.810 |
| **D | PIMCO BALANCED INCOME FUND (CANADA) | 0 | 27.822 | 27.822 |
| **D | THE HARTFORD BALANCED FUND | 0 | 219.126 | 219.126 |
| **D | THE HARTFORD GLOBAL REAL ASSET FUND | 0 | 80.431 | 80.431 |
| **D | THE HARTFORDGLOBAL ALL- ASSET FUND | 0 | 10.022 | 10.022 |
| **D | AMERICAN FUNDS INSURANCE SERIES GLOBAL GROWTH AND INCOME FUND | 0 | 2.780.000 | 2.780.000 |

Azionisti:
Azionisti in proprio:3.152 Teste: 18
11 Azionisti in delega: 3.141

LISTA ESITO DELLE VOTAZIONE

Oggetto: Autorizzazione all'acquisto e alla disposizione di azioni proprie

FAVOREVOLI

| Badge | Ragione Sociale | Proprio | Delega | Totale |
|-------|--|---------|-----------|-----------|
| **D | AMERICAN FUNDS INSURANCE SERIES CAPITAL INCOME BUILDER | 0 | 1.528.109 | 1.528.109 |
| **D | ALAMEDA COUNTY EMPLOYEES` RETIREMENT ASSOCIATION | 0 | 5.944.404 | 5.944.404 |
| **D | ROCHE U.S. RETIREMENT PLANS MASTER TRUST | 0 | 1.599.668 | 1.599.668 |
| **D | HEALTHONE | 0 | 145.727 | 145.727 |
| **D | CENTRAL BANK OF TRINIDAD AND TOBAGO | 0 | 580.796 | 580.796 |
| **D | RUSSELL INVESTMENT COMPANY MULTI-ASSET GROWTH STRATEGY FUND | 0 | 110.314 | 110.314 |
| **D | GLOBAL MULTI ASSET STRATEGY FUND | 0 | 20.551 | 20.551 |
| **D | TRANSAMERICA INTERNATIONAL STOCK | 0 | 5.930 | 5.930 |
| **D | TRANSAMERICA JPMORGAN TACTICAL ALLOCATION VP | 0 | 154.585 | 154.585 |
| **D | MONY LIFE RETIREMENT INCOME SECURITYPLAN FOR EMPLOYEES | 0 | 25.191 | 25.191 |
| **D | TIFF INVESTMENT PROGRAM, INC - TIFF MULTI-ASSET FUND | 0 | 163.501 | 163.501 |
| **D | TRANSAMERICA INTERNATIONAL EQUITY INDEX VP | 0 | 16.100 | 16.100 |
| **D | LOOMIS SAYLES MULTI-ASSET INCOME FUND | 0 | 10.669 | 10.669 |
| **D | WILLIAM BLAIR SYSTEMATIC INTERNATIONAL LARGE CAP CORE FUND LLC | 0 | 7.173 | 7.173 |
| **D | WILLIAM BLAIR COLLECTIVE INVESTMENT TRUST | 0 | 792.954 | 792.954 |
| **D | WILLIAM BLAIR INTERNATIONAL SYSTEMATIC RESEARCH FUND LLC | 0 | 8.315 | 8.315 |
| **D | WILLIAM BLAIR INTERNATIONAL GROWTH FUND | 0 | 1.549.406 | 1.549.406 |
| **D | WILLIAM BLAIR INSTITUTIONAL INTERNATIONAL GROWTH FUND | 0 | 1.414.446 | 1.414.446 |
| **D | ICON INTERNATIONAL EQUITY FUND | 0 | 101.600 | 101.600 |
| **D | FIRST CHURCH OF CHRIST SCIENTIST | 0 | 32.453 | 32.453 |
| **D | TANGERINE BALANCED INCOME PORTFOLIO | 0 | 17.039 | 17.039 |
| **D | TANGERINE BALANCED PORTFOLIO | 0 | 121.640 | 121.640 |
| **D | TANGERINE BALANCED GROWTH PORTFOLIO | 0 | 114.009 | 114.009 |
| **D | TANGERINE EQUITY GROWTH PORTFOLIO | 0 | 130.805 | 130.805 |
| **D | MASSMUTUAL SELECT BLACKROCK GLOBAL ALLOCATION FUND | 0 | 271.957 | 271.957 |
| **D | LAZARD GLOBAL MANAGED VOLATILITY (CANADA) FUND | 0 | 20.720 | 20.720 |
| **D | TRANSAMERICA BLACKROCK GLOBAL ALLOCATION VP | 0 | 786.013 | 786.013 |
| **D | MM MSCI EAFE INTERNATIONAL INDEX FUND | 0 | 133.336 | 133.336 |
| **D | GMO INVESTMENTS ICAY/ GMO CLIMATE CHANGE INVESTMENT FUND | 0 | 254.627 | 254.627 |
| **D | GMO CLIMATE CHANGE FUND | 0 | 325.937 | 325.937 |
| **D | LAZARD WILMINGTON MANAGED VOLATILITY COLLECTIVE TRUST | 0 | 256.656 | 256.656 |
| **D | GMO ALPHA ONLY FUND | 0 | 26.409 | 26.409 |
| **D | GMO INTERNATIONAL EQUITY FUND | 0 | 5.435.799 | 5.435.799 |
| **D | GMO TAX-MANAGED INTERNATIONAL EQUITIES FUND | 0 | 73.422 | 73.422 |
| **D | JANUS CAPITAL MANAGEMENT LLC | 0 | 2.088 | 2.088 |
| **D | RUSSELL INVESTMENT COMPANY II PLC | 0 | 1.232.112 | 1.232.112 |
| **D | RUSSELL INVESTMENT COMPANY IV PLC | 0 | 829.611 | 829.611 |
| **D | JOHNSON & JOHNSON PENSION & SAVINGS PLANS MASTER TRUST | 0 | 2.302.747 | 2.302.747 |
| **D | INVESCO MULTI SERIES FUNDS, LLC- INVESCO GLOBAL TARGETED | 0 | 45.287 | 45.287 |
| **D | JNL/MELLON CAPITAL MSCI WORLD INDEX FUND | 0 | 70.408 | 70.408 |
| **D | PENSIONSKASSE JOHNSON & JOHNSON SCHWEIZ | 0 | 943.191 | 943.191 |
| **D | INTECH GLOBAL ALL COUNTRY ENHANCED INDEX FUND LLC | 0 | 12.714 | 12.714 |
| **D | SUNAMERICA SERIES TRUST-SA LEGG MASON TACTICAL OPPOR PORTFOLIO | 0 | 1.479 | 1.479 |

LISTA ESITO DELLE VOTAZIONE

Oggetto: Autorizzazione all'acquisto e alla disposizione di azioni proprie

FAVOREVOLI

| Badge | Ragione Sociale | Proprio | Delega | Totale |
|-------|--|---------|-----------|-----------|
| **D | SEASONS SERIES TRUST SA PUTNAM ASSET ALL DIV GROWTH PTF | 0 | 29.344 | 29.344 |
| **D | SUNAMERICA SERIES TRUST SA JPMORGAN DV BALANCED PORTFOLIO | 0 | 85.944 | 85.944 |
| **D | SEASONS SERIES TRUST SA MULTI-MANAGED INT EQUITY PTF | 0 | 80.539 | 80.539 |
| **D | SUNAMERICA SERIES TRUST- SA BLACKROCK VCP GLO MUL ASSET PTF | 0 | 170.037 | 170.037 |
| **D | SUNAMERICA SERIES TRUST- SA SCHROEDERS VCP GLO ALLOC PORTFOLIO | 0 | 24.644 | 24.644 |
| **D | SUNAMERICA SERIES TRUST - SA INTERNATIONAL INDEX PORTFOLIO | 0 | 236.784 | 236.784 |
| **D | RUSSELL COMMON CONTRACTUAL FUND | 0 | 107.826 | 107.826 |
| **D | OPENWORLD PUBLIC LIMITED COMPANY | 0 | 267.069 | 267.069 |
| **D | RUSSELL INVESTMENT COMPANY V PLC | 0 | 310.183 | 310.183 |
| **D | RUSSELL INVESTMENTS INSTITUTIONAL FUNDS PLC | 0 | 46.613 | 46.613 |
| **D | MULTI-STYLE, MULTI-MANAGER FUNDS PLC | 0 | 45.386 | 45.386 |
| **D | STATE STREET GLOBAL EQUITY EX-US INDEX PORTFOLIO | 0 | 867.714 | 867.714 |
| **D | STATE STREET INTERNATIONAL DEVELOPED EQUITY INDEX PORTFOLIO | 0 | 1.867.680 | 1.867.680 |
| **D | NEBRASKA PUBLIC EMPLOYEES RETIREMENT SYSTEMS | 0 | 2.007.385 | 2.007.385 |
| **D | DWS EAFE EQUITY INDEX FUND | 0 | 25.575 | 25.575 |
| **D | INVESCO GLOBAL TARGETED RETURNS FUND | 0 | 8.166 | 8.166 |
| **D | INVESCO GLOBAL CORE EQUITY FUND | 0 | 3.563.619 | 3.563.619 |
| **D | KP INTERNATIONAL EQUITY FUND | 0 | 202.128 | 202.128 |
| **D | KANSAS PUBLIC EMPLOYEES RETIREMENT SYSTEM | 0 | 1.763.988 | 1.763.988 |
| **D | CAYMAN ISLANDS CHAMBER OF COMMERCE PENSION FUND | 0 | 68.644 | 68.644 |
| **D | RHUMBLINE INTERNATIONAL POOLED INDEX TRUST | 0 | 109.234 | 109.234 |
| **D | COUNTY OF LOS ANGELES DEFERRED COMPENSATION AND THRIFT PLAN | 0 | 19.400 | 19.400 |
| **D | LOS ANGELES COUNTY EMPLOYEES RETIREMENT ASSOCIATION | 0 | 1.459.251 | 1.459.251 |
| **D | INTERNATIONALE KAPITALANLAGEGESELLSCHAFT MBH FOR DC ELAND EQ | 0 | 929.872 | 929.872 |
| **D | LVIP BLACKROCK GLOBAL ALLOCATION FUND | 0 | 436.383 | 436.383 |
| **D | LVIP FRANKLIN TEMPLETON GLOBAL EQUITY MANAGED VOLATILITY FUND | 0 | 290.192 | 290.192 |
| **D | LVIP MONDRIAN INTERNATIONAL VALUE FUND | 0 | 5.311.897 | 5.311.897 |
| **D | LVIP SSGA INTERNATIONAL INDEX FUND | 0 | 1.581.766 | 1.581.766 |
| **D | SPDR MSCI ACWI IMI ETF | 0 | 27.948 | 27.948 |
| **D | SPDR MSCI EAFE STRATEGICFACTORS ETF | 0 | 87.125 | 87.125 |
| **D | SPDR MSCI WORLD STRATEGICFACTORS ETF | 0 | 1.888 | 1.888 |
| **D | HARTFORD MULTIFACTOR DEVELOPED MARKETS (EX-US) ETF | 0 | 581.311 | 581.311 |
| **D | HARTFORD FUNDS MANAGEMENT COMPANY, LLC | 0 | 1.877 | 1.877 |
| **D | COUNTY OF LOS ANGELES SAVINGS PLAN | 0 | 3.800 | 3.800 |
| **D | LAZARD GLOBAL INVESTMENT FUNDS PUBLIC LIMITED COMPANY | 0 | 10.657 | 10.657 |
| **D | ALLIANZBERNSTEIN INTERNATIONAL ALL-COUNTRY PASSIVE SERIES | 0 | 43.279 | 43.279 |
| **D | AB INTERNATIONAL STRATEGIC EQUITIES SERIES | 0 | 84.170 | 84.170 |
| **D | ALLIANZBERNSTEIN DELAWARE BUS TR-AB INT STRAT EQ HARV SER T | 0 | 59.600 | 59.600 |
| **D | MARYLAND STATE RETIREMENT & PENSION SYSTEM | 0 | 2.822.993 | 2.822.993 |
| **D | RUSSELL INV MULTI-ASSET FACTOR EXPOSURE FUND | 0 | 208.133 | 208.133 |
| **D | ALLIANZ GLOBAL INVESTORS GMBH FOR FONDIS 21 VL | 0 | 273.462 | 273.462 |
| **D | ALLIANZ GLOBAL INVESTORS GMBH FOR FONDIS | 0 | 186.435 | 186.435 |
| **D | ALLIANZ GLOBAL INVESTORS GMBH FOR ALLIANZ AKTIEN EUROPA | 0 | 712.620 | 712.620 |

324

Azionisti: 3.152 Teste: 18
 Azionisti in proprio: 11 Azionisti in delega: 341

ENEL S.p.A.

Assemblea Ordinaria del 16 maggio 2019

16 maggio 2019 19.35.26

LISTA ESITO DELLE VOTAZIONE

Oggetto: Autorizzazione all'acquisto e alla disposizione di azioni proprie

FAVOREVOLI

| Badge | Ragione Sociale | Proprio | Delega | Totale |
|-------|--|---------|-----------|-----------|
| **D | ALLIANZ GLOBAL INVESTORS GMBH FOR ALLIANZ VERM. EUROPA | 0 | 1.703.223 | 1.703.223 |
| **D | ALLIANZ GLOBAL INVESTORS GMBH FOR PREMIUMMANDAT KONSERVATIV | 0 | 34.458 | 34.458 |
| **D | ALLIANZ GLOBAL INVESTORS GMBH FOR ALLIANZ STRAT. BALANCE | 0 | 489.528 | 489.528 |
| **D | ALLIANZ GLOBAL INVESTORS GMBH FOR ALLIANZ STRAT. STABILITAET | 0 | 52.599 | 52.599 |
| **D | ALLIANZ GLOBAL INVESTORS GMBH FOR ALLIANZ STRAT. WACHSTUM | 0 | 551.439 | 551.439 |
| **D | ALLIANZ GLOBAL INVESTORS GMBH FOR ALLIANZ STRAT. WACHSTUM PLUS | 0 | 1.066.578 | 1.066.578 |
| **D | ALLIANZ GLOBAL INVESTORS GMBH FOR ALLIANZ EUROPANISATION | 0 | 688.333 | 688.333 |
| **D | ALLIANZ GLOBAL INVESTORS GMBH FOR ALLIANZ FLEXI RENTENFONDS | 0 | 343.970 | 343.970 |
| **D | ALLIANZ GLOBAL INVESTORS GMBH FOR ALLIANZ FLEXI RENTENFONDS | 0 | 674.240 | 674.240 |
| **D | THE PRUDENTIAL INSURANCE COMPANY OF AMERICA | 0 | 305.970 | 305.970 |
| **D | PRUDENTIAL TRUST CO MASTER COMMINGLED INV F FOR TAX EXEMPT TR | 0 | 62.013 | 62.013 |
| **D | MDPIM INTERNATIONAL EQUITY INDEX POOL | 0 | 2.585.745 | 2.585.745 |
| **D | MDPIM INTERNATIONAL EQUITY POOL | 0 | 284.098 | 284.098 |
| **D | MD INTERNATIONAL VALUE FUND | 0 | 448.410 | 448.410 |
| **D | MD EQUITY FUND | 0 | 139.332 | 139.332 |
| **D | MERCER INTERNATIONAL EQUITY FUND | 0 | 3.298.418 | 3.298.418 |
| **D | MGI FUNDS PLC | 0 | 4.898.750 | 4.898.750 |
| **D | MERCER QIF CCF | 0 | 69.200 | 69.200 |
| **D | MERCER GLOBAL EQUITY ALL COUNTRY WORLD INDEX FUND | 0 | 1.728.251 | 1.728.251 |
| **D | MERCER GLOBAL EQUITY FUND | 0 | 2.146 | 2.146 |
| **D | MORGAN STANLEY INSTITUTIONAL FUND INC MULTI- ASSET PORTFOLIO | 0 | 102.789 | 102.789 |
| **D | GTA A PANTHER FUND L.P | 0 | 290.749 | 290.749 |
| **D | MERCER QIF CCF | 0 | 1.782 | 1.782 |
| **D | MORGAN STANLEY INSTITUTIONAL FUND TR- GL MULTI-ASSET INC PTF | 0 | 13.058 | 13.058 |
| **D | LM FUND LP | 0 | 765.065 | 765.065 |
| **D | MGI FUNDS PLC | 0 | 3.510 | 3.510 |
| **D | VNL LP | 0 | 38.729 | 38.729 |
| **D | TMCT, LLC | 0 | 55.670 | 55.670 |
| **D | TMCT II, LLC | 0 | 4.501 | 4.501 |
| **D | MUSASHI SMART PREMIA FUND | 0 | 3.240.486 | 3.240.486 |
| **D | CITY OF NEW YORK GROUP TRUST | 0 | 10.788 | 10.788 |
| **D | BRIGHTHOUSE FUNDS TRUST I - PANAGORA GLOBAL DIV RISK PORTFOLIO | 0 | 3.143.745 | 3.143.745 |
| **D | NUVEEN REAL ASSET INCOME FUND | 0 | 1.183.993 | 1.183.993 |
| **D | NUVEEN REAL ASSET INCOME AND GROWTH FUND | 0 | 60.057 | 60.057 |
| **D | HARTFORD LIFE INSURANCE COMPANY | 0 | 26.125 | 26.125 |
| **D | NORTHROP GRUMMAN CORPORATION VEB A MASTER TRUST I | 0 | 1.450.709 | 1.450.709 |
| **D | TEXAS MUNICIPAL RETIREMENT SYSTEM | 0 | 73.840 | 73.840 |
| **D | NBI CANADIAN FAMILY BUSINESS ETF | 0 | 93.115 | 93.115 |
| **D | BURROUGHS WELLCOME FUND | 0 | 4.205.775 | 4.205.775 |
| **D | STATE OF NEW JERSEY COMMON PENSION FUND D | 0 | 3.731.228 | 3.731.228 |
| **D | CAPITAL GUARDIAN TRUST CO STATUTORY | 0 | 350.101 | 350.101 |
| **D | CAPITAL GUARDIAN TRUST CO RAS/RECLAIM ELIGIBLE | 0 | 3.775.564 | 3.775.564 |
| **D | ONTARIO TEACHERS PENSION PLAN BOARD | 0 | 460.543 | 460.543 |
| **D | NEW SHIPS, INC. PENSION MASTER TRUST | 0 | | |

Azionisti:
Azionisti in proprio:3.152 Teste:
11 Azionisti in delega:

18

3.141

Pagina 54

325

ENEL S.p.A.

Assemblea Ordinaria del 16 maggio 2019

16 maggio 2019 19.35.26

LISTA ESITO DELLE VOTAZIONE

Oggetto: Autorizzazione all'acquisto e alla disposizione di azioni proprie

FAVOREVOLI

| Badge | Ragione Sociale | Proprio | Delega | Totale |
|-------|---|---------|-----------|-----------|
| **D | LAZARD GLOBAL BALANCED INCOME FUND | 0 | 24.481 | 24.481 |
| **D | LAZARD GLOBAL LOW VOLATILITY FUND | 0 | 35.177 | 35.177 |
| **D | PIMCO EQUITY SERIES:PIMCO RAFI DYNAMIC MULTI-FACTOR INT EQ ETF | 0 | 25.662 | 25.662 |
| **D | FIDELITY COVINGTON TRUST: FIDELITY TARGETED INT FACTOR ETF | 0 | 21.435 | 21.435 |
| **D | COSMOPOLITAN INVESTMENT FUND | 0 | 432.914 | 432.914 |
| **D | FIDELITY COMMONWEALTH TRUST II:FIDELITY INTE ENHANCED INDEX FD | 0 | 2.136.113 | 2.136.113 |
| **D | FIDELITY COVINGTON TRUST-FIDELITY INT VALUE FACTOR ETF | 0 | 26.757 | 26.757 |
| **D | GTAA PINEBRIDGE LP | 0 | 337 | 337 |
| **D | FIDELITY INTERNATIONAL LOW VOLATILITY INDEX ETF | 0 | 17.833 | 17.833 |
| **D | PIMCO FUNDS GLOBAL INVESTORS SERIES PLC | 0 | 409.552 | 409.552 |
| **D | PIMCO RAE FUNDAMENTAL INTERNATIONAL FUND LLC | 0 | 955.462 | 955.462 |
| **D | PIMCO EQUITY SERIES: PIMCO DIVIDEND AND INCOME FUND | 0 | 231.586 | 231.586 |
| **D | PIMCO EQUITY SERIES: PIMCO RAE FUNDAMENTAL INTERNATIONAL FUND | 0 | 629.987 | 629.987 |
| **D | PGIM FUNDS PUBLIC LIMITED COMPANY | 0 | 108.506 | 108.506 |
| **D | PRINCIPAL LIFE INSURANCE COMPANY | 0 | 3.088.058 | 3.088.058 |
| **D | PRINCIPAL DIVERSIFIED REAL ASSET CIT | 0 | 187.728 | 187.728 |
| **D | PFM MULTI-MANAGER SERIES TRUST - PFM MULTI-MANAGER INT EQ FD | 0 | 59.808 | 59.808 |
| **D | ARROWSTREET (CANADA) GLOBAL ALL-COUNTRY FUND I | 0 | 1.993.947 | 1.993.947 |
| **D | ARROWSTREET (CANADA) GLOBAL ALL-COUNTRY FUND II | 0 | 785.445 | 785.445 |
| **D | ARROWSTREET (CANADA) INTL DEVELOPED MARKET EX US FUND I | 0 | 172.857 | 172.857 |
| **D | ARROWSTREET (CANADA) GLOBAL WORLD FUND I | 0 | 358.255 | 358.255 |
| **D | ARROWSTREET (CANADA) INT DEV MARKET EX US ALPHA EXT FD II | 0 | 171.867 | 171.867 |
| **D | PVTNAM WORLD TRUST | 0 | 19.007 | 19.007 |
| **D | PIMCO GLOBAL MULTI-ASSET FUND | 0 | 28.813 | 28.813 |
| **D | THE UNIVERSITY OF HONG KONG | 0 | 101.301 | 101.301 |
| **D | RETIREMNT & SEC PROG. & SAVINGS PLN OF NTCA & ITS MBRS MSTP TST | 0 | 56.746 | 56.746 |
| **D | INTEL CORPORATION RETIREE MEDICAL PLAN TRUST | 0 | 84.567 | 84.567 |
| **D | ALASKA COMMON TRUST FUND | 0 | 294.068 | 294.068 |
| **D | GREYSTONE CAPITAL MANAGEMENT | 0 | 87.239 | 87.239 |
| **D | GREYSTONE INTERNATIONAL EQUITY FUND | 0 | 1.862.500 | 1.862.500 |
| **D | GREYSTONE INTERNATIONAL INCOME AND GROWTH FUND | 0 | 235.900 | 235.900 |
| **D | GREYSTONE GLOBAL INCOME + GROWTH FUND | 0 | 109.766 | 109.766 |
| **D | PANAGORA DYNAMIC GLOBAL EQUITY (EX TOBACCO) FUND | 0 | 166.711 | 166.711 |
| **D | THRIVENT PARTNER WORLDWIDE ALLOCATION FUND | 0 | 223.754 | 223.754 |
| **D | THRIVENT PARTNER WORLDWIDE ALLOCATION PORTFOLIO | 0 | 460.237 | 460.237 |
| **D | RUSSELL INVESTMENTS FOCUSED GLOBAL EQUITY POOL | 0 | 59.821 | 59.821 |
| **D | RUSSELL INVESTMENTS GLOBAL EQUITY POOL | 0 | 72.300 | 72.300 |
| **D | RUSSELL INVESTMENTS GLOBAL INFRASTRUCTURE POOL | 0 | 784.686 | 784.686 |
| **D | RUSSELL INVESTMENTS OVERSEAS EQUITY POOL | 0 | 624.070 | 624.070 |
| **D | RUSSELL INVESTMENTS ESG GLOBAL EQUITY FUND | 0 | 28.660 | 28.660 |
| **D | RUSSELL INVESTMENTS MULTI-FACTOR INTERNATIONAL EQUITY POOL | 0 | 39.261 | 39.261 |
| **D | RUSSELL INSTITUTIONAL FUNDS, LLC-RUSSELL INTL EQUITY FUND | 0 | 495.810 | 495.810 |
| **D | RUSSELL INSTL FUNDS, LLC-RUSSELL MULTI-ASSET CORE PLUS FUND | 0 | 575.748 | 575.748 |

326

Azionisti:
Azionisti in proprio: 11

3.152 Teste:
11 Azionisti in delega.

18
3.141

ENEL S.p.A.

Assemblea Ordinaria del 16 maggio 2019

16 maggio 2019 19.35.26

LISTA ESITO DELLE VOTAZIONE

Oggetto: Autorizzazione all'acquisto e alla disposizione di azioni proprie

FAVOREVOLI

| Badge | Ragione Sociale | Proprio | Delega | Totale |
|-------|---|---------|------------|------------|
| **D | RUSSELL INSTL FUNDS, LLC-RUSSELL GLOB LISTED INFRA FUND | 0 | 212.351 | 212.351 |
| **D | RUSSELL INSTITUTIONAL FUNDS, LLC-RUSSELL GLOB EQ PLUS FUND | 0 | 12.052 | 12.052 |
| **D | RUSSELL INVESTMENTS OVERSEAS EQUITY FUND | 0 | 338.021 | 338.021 |
| **D | HONG KONG SPECIAL ADMINISTRATIVE REGION GOVERNMENT-EXCHANGE F | 0 | 3.093.622 | 3.093.622 |
| **D | GOV OF HM THE SULTAN AND YANG DI-PERTUAN OF BRUNEI DARUSSALAM | 0 | 323.066 | 323.066 |
| **D | HOME AFFAIRS UNIFORMED SERVICES (INVEST FUND) | 0 | 80.136 | 80.136 |
| **D | BANK OF KOREA | 0 | 1.505.689 | 1.505.689 |
| **D | BIMCOR GLOBAL EQUITY POOLED FUND | 0 | 147.944 | 147.944 |
| **D | GOVERNMENT OF THE PROVINCE OF ALBERTA | 0 | 2.555.200 | 2.555.200 |
| **D | GOVERNMENT OF THE REPUBLIC OF SINGAPORE | 0 | 65.003 | 65.003 |
| **D | ASTAN DEVELOPMENT BANK | 0 | 411.072 | 411.072 |
| **D | DESJARDINS DEVEL EX-USA EX-CANADA MULTIF - CONTROLLED VOL ETF | 0 | 26.377 | 26.377 |
| **D | BANK OF KOREA | 0 | 288.291 | 288.291 |
| **D | SSGA MSCI ACWI EX-USA INDEX NON-LENDING DAILY TRUST | 0 | 216.142 | 216.142 |
| **D | STATE STREET IRELAND UNIT TRUST | 0 | 1.391.450 | 1.391.450 |
| **D | STANDARD LIFE INV GLO ABS RETURN STRAT MASTER FUND LTD. | 0 | 414.418 | 414.418 |
| **D | GTAAN - SL LP | 0 | 485.781 | 485.781 |
| **D | SWISS AND GLB ASS MNGM ON BEHALF OF MIGROS AST F - AKTIEN AUS | 0 | 1.300.000 | 1.300.000 |
| **D | SSGA SPDR ETFS EUROPE I PUBLIC LIMITED COMPANY | 0 | 968.469 | 968.469 |
| **D | SSGA SPDR ETFS EUROPE II PUBLIC LIMITED COMPANY | 0 | 1.860.437 | 1.860.437 |
| **D | SIR DAVID TRENCH FUND FOR RECREATION | 0 | 28.266 | 28.266 |
| **D | SUNSUPER SUPERANNUATION FUND | 0 | 3.884.258 | 3.884.258 |
| **D | CALIFORNIA PUBLIC EMPLOYEES RETIREMENT SYSTEM | 0 | 31.904.014 | 31.904.014 |
| **D | ROMAN CATHOLIC BISHOP OF SPRINGFIELD A CORPORATION SOLE | 0 | 8.322 | 8.322 |
| **D | DELTASHARES S+P INTERNATIONAL MANAGED RISK ETF | 0 | 102.392 | 102.392 |
| **D | TEACHER RETIREMENT SYSTEM OF TEXAS | 0 | 5.782.355 | 5.782.355 |
| **D | CALIFORNIA STATE TEACHERS RETIREMENT SYSTEM | 0 | 33.150.607 | 33.150.607 |
| **D | INTEL RETIREMENT PLANS COLLECTIVE INVESTMENT TRUST | 0 | 710.144 | 710.144 |
| **D | TJ-NONQUALIFIED, LLC | 0 | 487.711 | 487.711 |
| **D | TENNESSEE CONSOLIDATED RETIREMENT SYSTEM | 0 | 8.060.116 | 8.060.116 |
| **D | TJ-QUALIFIED, LLC | 0 | 425.256 | 425.256 |
| **D | AXA SWISS INSTITUTIONAL FUND - EQUITIES GLOBAL EX SWITZERLAND | 0 | 52.000 | 52.000 |
| **D | PINEBRIDGE GLOBAL FUNDS | 0 | 105.422 | 105.422 |
| **D | UBS (IRL) ETF PLC | 0 | 396.180 | 396.180 |
| **D | SO CA UFCW UNIONS AND FOOD EMPLOYERS JOINT PENSION TRUST FUND | 0 | 622.524 | 622.524 |
| **D | UNITED FOOD AND COMM WORKERS INT UNION-INDUSTRY PENSION FUND | 0 | 377.300 | 377.300 |
| **D | CAPITAL GROUP INTERNATIONAL EQUITY FUND (CANADA) | 0 | 620.725 | 620.725 |
| **D | CAPITAL GROUP CANADIAN FOCUSED EQUITY FUND (CANADA) | 0 | 116.060 | 116.060 |
| **D | CAPITAL GROUP CAPITAL INCOME BUILDER (CANADA) | 0 | 34.028 | 34.028 |
| **D | VANGUARD FTSE DEVELOPED EUROPE ALL CAP INDEX ETF | 0 | 130.773 | 130.773 |
| **D | VANGUARD FTSE DEVELOPED ALL CAP EX NORTH AMERICA INDEX ETF | 0 | 285.999 | 285.999 |
| **D | VANGUARD DEVEL ALL-CAP EX NORTH AMERICA EQT IND POOLED FUND | 0 | 21.732 | 21.732 |
| **D | VANGUARD GLOBAL MINIMUM VOLATILITY ETF | 0 | 2.279 | 2.279 |

327

Azionisti: 3.152 Teste: 18

Azionisti in proprio: 11 Azionisti in delega: 3.141

ENEL S.p.A.

Assemblea Ordinaria del 16 maggio 2019

16 maggio 2019 19.35.26

LISTA ESITO DELLE VOTAZIONE

Oggetto: Autorizzazione all'acquisto e alla disposizione di azioni proprie

FAVOREVOLI

| Badge | Ragione Sociale | Proprio | Delega | Totale |
|-------|--|---------|------------|------------|
| **D | VANGUARD GLOBAL MOMENTUM FACTOR ETF | 0 | 3.025 | 3.025 |
| **D | VANGUARD GLOBAL VALUE FACTOR ETF | 0 | 3.810 | 3.810 |
| **D | VANGUARD FTSE DEVEL EX NTH AMER HIGH DIVIDEND YIELD INDEX ETF | 0 | 7.998 | 7.998 |
| **D | VANGUARD FTSE DEVEL EX NTH AMER HIGH DIVIDEND YIELD INDEX ETF | 0 | 148.622 | 148.622 |
| **D | ALLIANZ GLOBAL INVESTORS GMBH FOR ALLIANZGI-FONDS VDB | 0 | 816.972 | 816.972 |
| **D | VANGUARD INVESTMENTS II COMMON CONTRACTUAL FUND | 0 | 914.664 | 914.664 |
| **D | VANGUARD INVESTMENTS COMMON CONTRACTUAL FUND | 0 | 24.845 | 24.845 |
| **D | VANGUARD FTSE DEVELOPED EUROPE INDEX ETF | 0 | 605.434 | 605.434 |
| **D | THE WELLINGTON TR COM NATIONAL ASS MULT COLLECT INV F TRUST | 0 | 1.214.792 | 1.214.792 |
| **D | THE WELLINGTON TR CO NAT ASS MULT COMM, ENDURING ASSETS PTF | 0 | 736.421 | 736.421 |
| **D | WELLINGTON TR CO NAT ASS MULT COM TR F TR DAILY END ASS PTF | 0 | 59.712 | 59.712 |
| **D | THE WELLINGTON TR CO NAT ASS MULT COLLECTIVE INV F TRUST II | 0 | 136.139 | 136.139 |
| **D | WELLINGTON TR CO NAT ASS MULT COMM TR FD TR GLB MAN RISK PORT | 0 | 341.764 | 341.764 |
| **D | WTC NAT ASS MULT COMM TST FUNDS TST GLOB MAN RISK PLUS II PORT | 0 | 1.001 | 1.001 |
| **D | WELLINGTON TR CO, NAT ASS MUL COMM TR F TR RISK FACTOR OPP PTF | 0 | 281.715 | 281.715 |
| **D | WELLS FARGO BK DECL OF TR EST INV FUNDS FOR EMPLOYEE BEN TR | 0 | 94.000 | 94.000 |
| **D | WELLS FARGO DIVERSIFIED INTERNATIONAL FUND | 0 | 1.706.600 | 1.706.600 |
| **D | WELLS FARGO MASTER TRUST INTERNATIONAL VALUE PORTFOLIO | 0 | 76.655 | 76.655 |
| **D | WELLINGTON COMPOUND GROWTH, L.P. | 0 | 73.390 | 73.390 |
| **D | WISDOMTREE ISSUER PUBLIC LIMITED COMPANY | 0 | 142.250 | 142.250 |
| **D | WILMINGTON TRUST COLLECTIVE INVESTMENT TRUST | 0 | 83.360 | 83.360 |
| **D | DIVERSIFIED MARKETS (2010) POOLED FUND TRUST | 0 | 1.016.100 | 1.016.100 |
| **D | WSIB INVESTMENTS (PUBLIC EQUITIES) POOLED FUND TRUST | 0 | 13.728 | 13.728 |
| **D | WISDOMTREE DYNAMIC CURRENCY HEDGED EUROPE EQUITY FUND | 0 | 152.335 | 152.335 |
| **D | WISDOMTREE DYNAMIC CURRENCY HEDGED INTRNL EQUITY FUND | 0 | 279.055 | 279.055 |
| **D | WISDOMTREE INTERNATIONAL HIGH DIVIDEND FUND | 0 | 519.831 | 519.831 |
| **D | WISDOMTREE INTERNATIONAL EQUITY FUND | 0 | 44.062 | 44.062 |
| **D | WISDOMTREE GLOBAL HIGH DIVIDEND FUND | 0 | 418.014 | 418.014 |
| **D | WISDOMTREE INTERNATIONAL LARGE CAP DIVIDEND FUND | 0 | 22.044 | 22.044 |
| **D | WISDOMTREE INTERNATIONAL MULTIFACTOR FUND | 0 | 8.020.869 | 8.020.869 |
| **D | NEW YORK STATE TEACHERS RETIREMENT SYSTEM | 0 | 158.143 | 158.143 |
| **D | PENSIONFONDS METAAL OFP | 0 | 126.328 | 126.328 |
| **D | BMO GLOBAL INFRASTRUCTURE FUND | 0 | 264.356 | 264.356 |
| **D | PRUDENTIAL BANK AND TRUST FSB | 0 | 603.829 | 603.829 |
| **D | PRUDENTIAL RETIREMENT INSURANCE & ANNUITY COMPANY | 0 | 150.100 | 150.100 |
| **D | VALLSBERG FUND LLC | 0 | 1.355.232 | 1.355.232 |
| **D | WELLINGTON MANAGEMENT FUNDS (IRELAND) PLC | 0 | 323.798 | 323.798 |
| **D | MANULIFE ASSET MANAGEMENT INTERNATIONAL EQUITY INDEX POOLED F | 0 | 34.624.633 | 34.624.633 |
| **D | SS BK AND TRUST COMPANY INV FUNDS FOR TAXEXEMPT RETIREMENT PL | 0 | 184.602 | 184.602 |
| **D | SSGA RUSSELL FD GL EX-US INDEX NONLENDING OP COMMON TRUST FUND | 0 | 133.304 | 133.304 |
| **D | SSGA FTSE RAFI DEVELOPED 1000 INDEX NON-LENDING COMMON TR F | 0 | 96.134 | 96.134 |
| **D | SS FTSE DEV COMPREHENSIVE FACTOR IND NON-LENDING COMMON TRU FD | 0 | 1.265.574 | 1.265.574 |
| **D | STATE STREET SP GLO INFRA INDEX NON-LENDING COMMON TRUST FUND | 0 | 41.402 | 41.402 |
| **D | STATE STREET RAFI DEVELOP EX-US INDEX NON-LENDING COMMON TR FD | 0 | | |

Azionisti: 18
Azionisti in proprio: 11

Teste: 3.152
Azionisti in delega: 3.141

328

ENEL S.p.A.

Assemblea Ordinaria del 16 maggio 2019

16 maggio 2019 19.35.26

LISTA ESITO DELLE VOTAZIONE

Oggetto: Autorizzazione all'acquisto e alla disposizione di azioni proprie

FAVOREVOLI

| Badge | Ragione Sociale | Proprio | Delega | Totale |
|-------|---|---------|------------|------------|
| **D | SSGA ALL COUNTRY W EX-US INTEGR ALPHA SEL NON-LEND COMM TR F | 0 | 48.780 | 48.780 |
| **D | SSGA MSCI EUROPE SCREENED INDEX NON-LENDING COMMON TRUST FUND | 0 | 761.403 | 761.403 |
| **D | MSCI EAFE PROV SCREENED INDEX NON - LENDING COMMON TR FUND | 0 | 150.931 | 150.931 |
| **D | THE AB PORTFOLIOS - AB ALL MARKET TOTAL RETURN PORTFOLIO | 0 | 69.460 | 69.460 |
| **D | THE AB PORTFOLIOS - AB CONSERVATIVE WEALTH STRATEGY | 0 | 12.519 | 12.519 |
| **D | VANGUARD TOTAL WORLD STOCK INDEX FUND | 0 | 2.573.662 | 2.573.662 |
| **D | VANGUARD DEVELOPED MARKETS INDEX FUND | 0 | 46.976.204 | 46.976.204 |
| **D | VANGUARD DEVELOPED MARKETS INDEX FUND | 0 | 5.186.215 | 5.186.215 |
| **D | STATE STREET GLOBAL ADVISORS LUXEMBOURG SICAV | 0 | 1.330.600 | 1.330.600 |
| **D | UBS ETF | 0 | 5.961.632 | 5.961.632 |
| **D | UBS ETF | 0 | 345.665 | 345.665 |
| **D | UBS ETF | 0 | 592.177 | 592.177 |
| **D | UBS ETF | 0 | 222.252 | 222.252 |
| **D | UBS ETF | 0 | 120.201 | 120.201 |
| **D | UBS ETF | 0 | 183.073 | 183.073 |
| **D | UBS ETF | 0 | 66.150 | 66.150 |
| **D | UBS ETF | 0 | 1.580.647 | 1.580.647 |
| **D | ISHARES MSCI ACWI EX US ETF | 0 | 2.023.918 | 2.023.918 |
| **D | ISHARES EUROPE ETF | 0 | 1.576.140 | 1.576.140 |
| **D | ISHARES MSCI EAFE ETF | 0 | 1.392.336 | 1.392.336 |
| **D | ISHARES MSCI EAFE VALUE ETF | 0 | 1.677.809 | 1.677.809 |
| **D | ISHARES GLOBAL UTILITIES ETF | 0 | 36.561.268 | 36.561.268 |
| **D | ISHARES MSCI EUROZONE ETF | 0 | 7.136.429 | 7.136.429 |
| **D | ISHARES MSCI ITALY ETF | 0 | 1.084.239 | 1.084.239 |
| **D | ISHARES MSCI KOKUSAI ETF | 0 | 12.641.395 | 12.641.395 |
| **D | ISHARES GLOBAL INFRASTRUCTURE ETF | 0 | 6.925.299 | 6.925.299 |
| **D | ISHARES INTERNATIONAL SELECT DIVIDEND ETF | 0 | 30.366 | 30.366 |
| **D | ISHARES CORE MSCI EAFE ETF | 0 | 10.466.295 | 10.466.295 |
| **D | ISHARES CORE MSCI INTERNATIONAL DEVELOPED MARKETS ETF | 0 | 4.423.664 | 4.423.664 |
| **D | ISHARES CORE MSCI TOTAL INTERNATIONAL STOCK ETF | 0 | 31.223.258 | 31.223.258 |
| **D | ISHARES CORE MSCI INTERNATIONAL DEVELOPED MARKETS ETF | 0 | 4.934.457 | 4.934.457 |
| **D | ISHARES MSCI WORLD ETF | 0 | 590.356 | 590.356 |
| **D | ISHARES CORE MSCI EAFE IMI INDEX ETF | 0 | 120.700 | 120.700 |
| **D | ISHARES MSCI EUROPE IMI INDEX ETF | 0 | 950.942 | 950.942 |
| **D | ISHARES ESG MSCI EAFE INDEX ETF | 0 | 176.949 | 176.949 |
| **D | ISHARES CORE MSCI EUROPE ETF | 0 | 3.037 | 3.037 |
| **D | ISHARES ESG MSCI EAFE ETF | 0 | 2.688.949 | 2.688.949 |
| **D | ISHARES EDGE MSCI INTL VALUE FACTOR ETF | 0 | 492.633 | 492.633 |
| **D | ISHARES EDGE MSCI INTL SIZE FACTOR ETF | 0 | 393.055 | 393.055 |
| **D | ISHARES INTERNATIONAL FUNDAMENTAL INDEX ETF | 0 | 1.649 | 1.649 |
| **D | ISHARES GLOBAL MONTHLY DIVIDEND INDEX ETF (CAD-HEDGED) | 0 | 103.075 | 103.075 |
| **D | CONNECTICUT GENERAL LIFE INSURANCE COMPANY | 0 | 46.273 | 46.273 |
| **D | | 0 | 20.448 | 20.448 |

Azionisti: 18
 Azionisti in proprio: 11
 Azionisti in delega: 3.141

329

LISTA ESITO DELLE VOTAZIONE

Oggetto: Autorizzazione all'acquisto e alla disposizione di azioni proprie

FAVOREVOLI

| Badge | Ragione Sociale | Proprio | Delega | Totale |
|-------|---|---------|------------|------------|
| **D | VIRGINIA RETIREMENT SYSTEM | 0 | 5.956 | 5.956 |
| **D | BLACKROCK CDN MSCI EAFE EQUITY INDEX FUND | 0 | 3.324.759 | 3.324.759 |
| **D | BLACKROCK CDN WORLD INDEX FUND | 0 | 257.278 | 257.278 |
| **D | BLACKROCK CDN MSCI EAFE INDEX PLUS FUND | 0 | 63.073 | 63.073 |
| **D | ISHARES MSCI EAFE INTERNATIONAL INDEX FUND | 0 | 4.517.559 | 4.517.559 |
| **D | BLACKROCK UTILITY AND INFRASTRUCTURE TRUST | 0 | 2.791.617 | 2.791.617 |
| **D | ACWI EX-US INDEX MASTER PORTFOLIO OF MASTER INVESTMENT PTF | 0 | 334.534 | 334.534 |
| **D | TRUST FOR RETIR MED, DENT & LIFE INS ARMY&AIR FORCE EXCH | 0 | 187.655 | 187.655 |
| **D | THE RETIREMENT ANN PL FOR EMPL OF THE ARMY&AIR FORCE EX SERV | 0 | 419.204 | 419.204 |
| **D | KAISER FOUNDATION GROUP TRUST | 0 | 1.934.097 | 1.934.097 |
| **D | KAISER FOUNDATION HOSPITALS | 0 | 620.610 | 620.610 |
| **D | SSGA INTERNATIONAL STOCK SELECTION FUND | 0 | 39.094 | 39.094 |
| **D | SANFORD C. BERNSTEIN FUND, INC. - INTERNATIONAL PORTFOLIO | 0 | 2.391.970 | 2.391.970 |
| **D | IBM 401K PLUS PLAN | 0 | 1.490.904 | 1.490.904 |
| **D | DEPARTMENT OF STATE LANDS | 0 | 411.979 | 411.979 |
| **D | GENERAL CONFERENCE CORPORATION OF SEVENTH DAY ADVENTISTS | 0 | 209.240 | 209.240 |
| **D | COLLEGE RETIREMENT EQUITIES FUND | 0 | 12.521.930 | 12.521.930 |
| **D | COLLEGE RETIREMENT EQUITIES FUND | 0 | 1.466.232 | 1.466.232 |
| **D | TIIA-CREF INTERNATIONAL EQUITY INDEX FUND | 0 | 6.676.168 | 6.676.168 |
| **D | CONAGRA FOODS MASTER PENSION TRUST | 0 | 195.902 | 195.902 |
| **D | PACE INTERNATIONAL EQUITY INVESTMENTS | 0 | 1.832.957 | 1.832.957 |
| **D | RUSSELL INVESTMENT COMPANY - RUSSELL INTERN DEVELOPED MKT F | 0 | 3.014.447 | 3.014.447 |
| **D | RUSSELL INVESTMENT COMPANY RUSSELL GLOBAL EQUITY FUND | 0 | 207.622 | 207.622 |
| **D | DELUKE CORPORATION MASTER TRUST | 0 | 43.744 | 43.744 |
| **D | MERCY HEALTH | 0 | 416.074 | 416.074 |
| **D | BOSTON RETIREMENT SYSTEM | 0 | 363.060 | 363.060 |
| **D | VALIC COMPANY I - INTERNATIONAL EQUITIES FUND | 0 | 578.403 | 578.403 |
| **D | FONDATION LUCIE ET ANDRE CHAGNON | 0 | 231.600 | 231.600 |
| **D | BRIGHTHOUSE FUNDS TRUST II - METLIFE MSCI EAFE INDEX PTF | 0 | 602.326 | 602.326 |
| **D | STATE OF MINNESOTA | 0 | 4.484.233 | 4.484.233 |
| **D | RUSSELL INVESTMENT FUNDS INTERNATIONAL DEVELOPED MARKETS FUND | 0 | 493.663 | 493.663 |
| **D | TRANSAMERICA INTERNATIONAL GROWTH | 0 | 5.024.000 | 5.024.000 |
| **D | MERCER NON-US CORE EQUITY FUND | 0 | 2.656.401 | 2.656.401 |
| **D | TRANSAMERICA GREYSTONE INTERNATIONAL GROWTH VP | 0 | 2.123.800 | 2.123.800 |
| **D | SPDR MSCI ACWI EX-US ETF | 0 | 635.219 | 635.219 |
| **D | SPDR S&P GLOBAL INFRASTRUCTURE ETF | 0 | 1.179.026 | 1.179.026 |
| **D | SPDR S&P WORLD (EX-US) ETF | 0 | 1.718.796 | 1.718.796 |
| **D | ORANGE COUNTY EMPLOYEES RETIREMENT SYSTEM | 0 | 1.679.300 | 1.679.300 |
| **D | MORGAN STANLEY INSTITUTIONAL FD TR - GLOBAL STRATEGIST PTF | 0 | 43.782 | 43.782 |
| **D | MORGAN STANLEY VAR INS FUND, INC. GLOBAL STRATEGIST PORTFOLIO | 0 | 8.222 | 8.222 |
| **D | STATE OF MONTANA BOARD OF INVESTMENTS | 0 | 120.941 | 120.941 |
| **D | EUROPE INVESTMENT FUND | 0 | 118.270 | 118.270 |
| **D | SACRAMENTO COUNTY EMPLOYERS RETIREMENT SYSTEM | 0 | 1.122.600 | 1.122.600 |

Pagina 59

Azionisti:
Azionisti in proprio:3.152 Teste:
11 Azionisti in delega:18
3.141

330

LISTA ESITO DELLE VOTAZIONE

Oggetto: Autorizzazione all'acquisto e alla disposizione di azioni proprie

FAVOREVOLI

| Badge | Ragione Sociale | Proprio | Delega | Totale |
|-------|---|---------|------------|------------|
| **D | WELLINGTON DIVERSIFIED INFLATION HEDGES FUND | 0 | 120.021 | 120.021 |
| **D | MERCY HEALTH RETIREMENT TRUST | 0 | 209.356 | 209.356 |
| **D | TRUTH INITIATIVE FOUNDATION | 0 | 18.774 | 18.774 |
| **D | MAJOR LEAGUE BASEBALL PLAYERS PENSION PLAN | 0 | 435.875 | 435.875 |
| **D | SPDR DJ EURO STOXX 50 ETF | 0 | 6.151.045 | 6.151.045 |
| **D | INTERNATIONAL ALPHA SELECT COMMON TRUST FUND | 0 | 28.221 | 28.221 |
| **D | COMMON TRUST ITALY FUND | 0 | 7.029.160 | 7.029.160 |
| **D | WORLD INDEX OLUS SECURITIES LENDING COMMON TRUST FUND | 0 | 97.557 | 97.557 |
| **D | ISHARES II PUBLIC LIMITED COMPANY | 0 | 19.438.127 | 19.438.127 |
| **D | ISHARES PUBLIC LIMITED COMPANY | 0 | 1.895.342 | 1.895.342 |
| **D | ISHARES V PUBLIC LIMITED COMPANY | 0 | 577.737 | 577.737 |
| **D | ISHARES III PUBLIC LIMITED COMPANY | 0 | 5.445.415 | 5.445.415 |
| **D | ISHARES VI PUBLIC LIMITED COMPANY | 0 | 703.856 | 703.856 |
| **D | ISHARES IV PUBLIC LIMITED COMPANY | 0 | 4.347.469 | 4.347.469 |
| **D | ISHARES VII PLC | 0 | 17.518.630 | 17.518.630 |
| **D | ABN AMRO MULTI-MANAGER FUNDS | 0 | 5.484.815 | 5.484.815 |
| **D | THE ARROWSTREET COMMON CONTRACTUAL FUND | 0 | 2.897.228 | 2.897.228 |
| **D | BLACKROCK AM DE AG FOR ISHARES EURO STOXX 50 UCITS ETF (DE) | 0 | 20.558.649 | 20.558.649 |
| **D | BLACKROCK AM DE FOR ISHARES EURO STOXX UCITS ETF (DE) | 0 | 2.855.217 | 2.855.217 |
| **D | BLACKROCK AM DE FOR ISHS STOXX EUROPE LARGE 200 UCITS ETF (DE) | 0 | 128.398 | 128.398 |
| **D | BLACKROCK AM DE FOR ISHARES STOXX EUROPE 600 UCITS ETF (DE) | 0 | 5.166.479 | 5.166.479 |
| **D | ISHARES I INV MIT TGV F ISHS ST EUROPE 600 UTILITIES UCITS ETF | 0 | 10.771.593 | 10.771.593 |
| **D | NAT WEST+DEP SERV LTD BK PLC AS TRUSTEE O LF PRUL EURO QIS FD | 0 | 253.388 | 253.388 |
| **D | THE TRUSTEES OF NEW AIRWAYS PENSION SCHEME | 0 | 2.365.210 | 2.365.210 |
| **D | BLACKROCK AM SCHWEIZ AG OBO BIFS WORLD EX SWITZ EQ INDEX FUND | 0 | 182.891 | 182.891 |
| **D | PACE INTERNATIONAL EQUITY INVESTMENTS | 0 | 734.478 | 734.478 |
| **D | MAINSTAY MACKAY INTERNATIONAL OPPORTUNITIES FUND | 0 | 74.796 | 74.796 |
| **D | PINEBRIDGE GLOBAL DYNAMIC ASSET ALLOCATION FUND LLC | 0 | 1.206 | 1.206 |
| **D | ARAB BANK FOR ECONOMIC DEVELOPMENT IN AFRICA | 0 | 132.427 | 132.427 |
| **D | MANAGED PENSION FUNDS LIMITED | 0 | 5.227.433 | 5.227.433 |
| **D | SCOTTISH WIDOWS OVERSEAS GROWTH INV F ICVC - EURO GROWTH F | 0 | 3.408.831 | 3.408.831 |
| **D | SCOTTISH WIDOWS OVERSEAS GROWTH INV FUNDS ICVC-GLOBAL GROW F | 0 | 1.288.607 | 1.288.607 |
| **D | SCOTTISH WIDOWS INV SOLUTIONS F ICVC- EUROPEAN (EX UK) EQ FD | 0 | 2.069.566 | 2.069.566 |
| **D | FIRSTSTRAND BANK LIMITED ATF THE INVESTEC WORLDWIDE FLEXIBLE FD | 0 | 17.813 | 17.813 |
| **D | THE TRUSTEES OF CONOCOPHILLIPS PENSION PLAN | 0 | 121.194 | 121.194 |
| **D | FAMILY INVESTMENTS CHILD TRUST FUND | 0 | 230.144 | 230.144 |
| **D | FAMILY INVESTMENTS GLOBAL ICVC FAMILY BALANCED INT FUND | 0 | 167.529 | 167.529 |
| **D | HSBC AS TRUSTEE FOR SSGA EUROPE EX UK EQUITY TRACKER FUND | 0 | 6.759.275 | 6.759.275 |
| **D | NATWEST TR+DEP SERV LTD ATO ST. JAMES`S PL GR EURO PROG UT TR | 0 | 1.554.935 | 1.554.935 |
| **D | NATWEST TRU+DEP SERV LTD ATO ST. JAMES`S PL CONT EURO UN TR | 0 | 1.420.327 | 1.420.327 |
| **D | NATWEST TRU+DEP SERV LTD ATO ST. JAMES`S PL GL EQ UN TR | 0 | 14.386.712 | 14.386.712 |
| **D | THE TRUSTEES OF THE GE UK PENSION COMMON INVESTMENT FUND | 0 | 1.372.185 | 1.372.185 |
| **D | NATWEST TR+DEP SERV LTD ATO ST. JAMES`S PL MULTI ASS UN TR | 0 | 333.111 | 333.111 |

Azionisti:
Azionisti in proprio:3.152 Teste:
11 Azionisti in delega:18
3.141

Pagina 60

LISTA ESITO DELLE VOTAZIONE

Oggetto: Autorizzazione all'acquisto e alla disposizione di azioni proprie

FAVOREVOLI

| Badge | Ragione Sociale | Proprio | Delega | Totale |
|-------|--|---------|-----------|-----------|
| **D | NATWEST TR+DEP SERV LTD ATO ST. JAMES'S PL STRAT INC UN TR | 0 | 392.013 | 392.013 |
| **D | FP RUSSELL INVESTMENTS ICVC-FP RUSSELL INV INT GROWTH ASSTS FD | 0 | 13.247 | 13.247 |
| **D | THE TRUSTEES OF STAGECOACH GROUP PENSION SCHEME | 0 | 670.100 | 670.100 |
| **D | OLD MUTUAL INVESTMENT GROUP (PTY) LTD | 0 | 16.431 | 16.431 |
| **D | OLD MUTUAL LIFE ASSURANCE COMPANY (SOUTH AFRICA) LIMITED | 0 | 89.898 | 89.898 |
| **D | ARAB AUTHORITY FOR AGRICULTURAL INVESTMENT AND DEVELOPMENT | 0 | 84.517 | 84.517 |
| **D | ALLIANZ INT INV FDS- ALLIANZ BEST STYLES GLOBAL AC EQUITY FUND | 0 | 72.810 | 72.810 |
| **D | ALLIANZ UK+EUROPEAN INV FDS-ALLIANZ EUROPEAN EQUITY INCOME FD | 0 | 193.150 | 193.150 |
| **D | ALLIANZ INTERNATIONAL INV FUNDS ICVC- EUROPEAN FUND | 0 | 1.254.625 | 1.254.625 |
| **D | HBOS INTERNATIONAL INV FUNDS ICVC- INTERNATIONAL GROWTH FUND | 0 | 2.454.716 | 2.454.716 |
| **D | AVIVA LIFE PENSIONS UK LIMITED | 0 | 174.000 | 174.000 |
| **D | ALGEMEEN PENSIOENFONDS VAN CURACAO | 0 | 263.192 | 263.192 |
| **D | STICHTING PENSIOENFONDS CHEMOURS NEDERLAND | 0 | 56.843 | 56.843 |
| **D | ES ALLIANCE BERNSTEIN UK OEIC ALL BERN EUR (EX UK) EQ ES F | 0 | 12.953 | 12.953 |
| **D | THE TRUSTEES OF GOLDMAN SACHS UK RETIREMENT PLAN | 0 | 17.744 | 17.744 |
| **D | M+G INVESTMENT FUNDS (1)- M+G EUROPEAN INDEX TRACKER FUND | 0 | 122.027 | 122.027 |
| **D | M+G INVESTMENT FUNDS (1)- M+G GLOBAL THEMES FUND | 0 | 4.551.997 | 4.551.997 |
| **D | M+G INVESTMENT FUNDS (10) M+G GLOBAL LISTED INFRASTRUCTURE FD | 0 | 580.411 | 580.411 |
| **D | M+G INVESTMENT FUNDS (4) - M+G SUSTAINABLE MULTI ASSET FUND | 0 | 10.951 | 10.951 |
| **D | STICHTING PHILLIPS PENSIOENFONDS | 0 | 1.121.448 | 1.121.448 |
| **D | NGAM INV FUNDS U.K. ICVC - DNCA EUROPEAN SEL EQ FUND | 0 | 110.000 | 110.000 |
| **D | SANDOOQ AL WATAN INVESTMENTS (RESTRICTED) LTD | 0 | 2.185 | 2.185 |
| **D | VANGUARD INVESTMENTS FUNDS ICVC - VANGUARD GLOBAL EQT INC FUND | 0 | 19.119 | 19.119 |
| **D | VANGUARD INV FDS ICVC-VANG FTSE DEV WOR LD EX - UK EQT IND FD | 0 | 1.415.791 | 1.415.791 |
| **D | VANGUARD INV F ICVC-VANGUARD FTSE DEV EUROPE EX-UK EQ INDEX F | 0 | 2.781.124 | 2.781.124 |
| **D | VANGUARD INV FUNDS ICVC-VANGUARD FTSE GLOB ALL CAP IND FUND | 0 | 29.630 | 29.630 |
| **D | PUBLIC AUTHORITY FOR SOCIAL INSURANCE | 0 | 63.101 | 63.101 |
| **D | SCOTTISH WIDOWS INV SOL F ICVC- FUNDAMENTAL INDEX GLB EQ F | 0 | 1.701.240 | 1.701.240 |
| **D | STATE STREET GLOBAL INDEX PLUS TRUST | 0 | 134.062 | 134.062 |
| **D | RUSSELL INVESTMENTS INTERNATIONAL SHARES FUND | 0 | 299.635 | 299.635 |
| **D | RUSSELL INVESTMENTS GLOBAL OPPORTUNITIES FUND | 0 | 802.592 | 802.592 |
| **D | STATE STREET INTERNATIONAL EQUITIES INDEX TRUST | 0 | 273.906 | 273.906 |
| **D | SPDR S+P WORLD EX AUSTRALIA FUND | 0 | 27.835 | 27.835 |
| **D | LAZARD GLOBAL MANAGED VOLATILITY FUND | 0 | 148.782 | 148.782 |
| **D | RUSSELL INVESTMENTS LOW CARBON GLOBAL SHARES FUND | 0 | 61.493 | 61.493 |
| **D | EMERGENCY SERVICES SUPERANNUATION SCHEME | 0 | 36.355 | 36.355 |
| **D | FIRST STATE SUPERANNUATION SCHEME | 0 | 172.087 | 172.087 |
| **D | RUSSELL INVESTMENTS TAX EFFECTIVE GLOBAL SHARES FUND | 0 | 558.238 | 558.238 |
| **D | RUSSELL INVESTMENTS GLOBAL LISTED INFRASTRUCTRE FUND - HEDGED | 0 | 107.547 | 107.547 |
| **D | PINEBRIDGE GLOBAL DYNAMIC ASSET ALLOCATION FUND | 0 | 3 | 3 |
| **D | PINNACLE BNY MELLON GLOBAL INFRASTRUCTURE YIELD FUND | 0 | 54.558 | 54.558 |
| **D | STATE STREET GLOBAL EQUITY FUND | 0 | 210.383 | 210.383 |
| **D | STATE STREET LOW CARBON ESG INTERNATIONAL EQUITIES INDEX TRUST | 0 | 12.757 | 12.757 |

Pagina 61

Azionisti: 3.152 Teste: 18
 Azionisti in proprio: 11 Azionisti in delega: 3.141

ENEL S.p.A.

Assemblea Ordinaria del 16 maggio 2019

16 maggio 2019 19.35.26

LISTA ESITO DELLE VOTAZIONE


Oggetto: Autorizzazione all'acquisto e alla disposizione di azioni proprie

FAVOREVOLI

| Badge | Ragione Sociale | Proprio | Delega | Totale |
|-------|--|---------|-----------|-----------|
| **D | QSUPER | 0 | 152.681 | 152.681 |
| **D | AXA IM SUSTAINABLE EQUITY FUND | 0 | 12.000 | 12.000 |
| **D | PANAGORA DYNAMIC GLOBAL EQUITY FUND | 0 | 186.568 | 186.568 |
| **D | INTERNATIONAL EQUITIES SECTOR TRUST | 0 | 644.095 | 644.095 |
| **D | UBS IQ MSCI WORLD EX AUSTRALIA ETHICAL ETF | 0 | 7.716 | 7.716 |
| **D | UBS IQ MSCI EUROPE ETHICAL ETF | 0 | 10.260 | 10.260 |
| **D | VFMC INTERNATIONAL EQUITY TRUST 1 | 0 | 9.954 | 9.954 |
| **D | VFMC INTERNATIONAL EQUITY TRUST 2 | 0 | 21.151 | 21.151 |
| **D | ARROWSTREET (CANADA) GLOBAL ALL-COUNTRY ALPHA EXTENSION FUND I | 0 | 280.113 | 280.113 |
| **D | ARROWSTREET (CANADA) GLOBAL GLOBAL WORLD ALPHA EXTENSION FUND I | 0 | 275.677 | 275.677 |
| **D | CANADA PENSION PLAN INVESTMENT BOARD | 0 | 20.880 | 20.880 |
| **D | THE TRUSTEES OF BP PENSION FUND | 0 | 877.574 | 877.574 |
| **D | ARROWSTREET CAPITAL GLOBAL ALL COUNTRY ALPHA EXTENSION FUND | 0 | 2.654.153 | 2.654.153 |
| **D | ARROWSTREET ACWI ALPHA EXTENSION FUND III | 0 | 62.129 | 62.129 |
| **D | PEOPLE'S BANK OF CHINA | 0 | 3.941.814 | 3.941.814 |
| **D | FLOURISH INVESTMENT CORPORATION | 0 | 3.396.841 | 3.396.841 |
| **D | PEOPLE'S BANK OF CHINA | 0 | 3.331.993 | 3.331.993 |
| **D | OMERS ADMINISTRATION CORPORATION FUND | 0 | 2.599.381 | 2.599.381 |
| **D | GMO BENCHMARK-FREE FUND | 0 | 505.063 | 505.063 |
| **D | GCA ENHANCED MASTER FUND, LTD. | 0 | 3.519.992 | 3.519.992 |
| **D | CATHOLIC ENDOWMENT FUND, LP | 0 | 22.589 | 22.589 |
| **D | SSB - ARROWSTREET GLOBAL MINIMUM VOLATILITY ALPHA EXTENSION TRUST | 0 | 81.713 | 81.713 |
| **D | ARROWSTREET EAFE ALPHA EXTENSION TRUST | 0 | 369.106 | 369.106 |
| **D | ARROWSTREET ACQI EX US ALPHA EXTENSION TRUST FUND U | 0 | 23.289 | 23.289 |
| **D | THORNBERG SUMMIT FUND | 0 | 31.958 | 31.958 |
| **D | GIM EUROPEAN CAYMAN FUND LIMITED | 0 | 227.461 | 227.461 |
| **D | TWO SIGMA ABSOLUTE RETURN PORTFOLIO LLC | 0 | 63.400 | 63.400 |
| **D | TWO SIGMA EQUITY RISK PREMIA PORTFOLIO LLC CORPORATION SERVICE COMPANY | 0 | 536.200 | 536.200 |
| **D | ALICE A PROIETTI FAMILY TRUST UAD 09/27/13 | 0 | 8.141 | 8.141 |
| **D | THE AVI CHAI FOUNDATION | 0 | 17.780 | 17.780 |
| **D | AMERGEN CLINTON NUCLEAR POWER PLANT NONQUALIFIED FUND | 0 | 18.431 | 18.431 |
| **D | ALW 2010 FAMILY TRUST | 0 | 292.081 | 292.081 |
| **D | MASTER TRUST FOR CERTAIN TAX-QUALIFIED BECHTEL RET PLANS | 0 | 194.733 | 194.733 |
| **D | DAN BROIDA RESIDUARY TRUST | 0 | 16.285 | 16.285 |
| **D | CALIFORNIA COMMUNITY FOUNDATION | 0 | 23.100 | 23.100 |
| **D | CYSTIC FIBROSIS FOUNDATION | 0 | 246.325 | 246.325 |
| **D | CHURCH OF ENGLAND INVESTMENT FUND FOR PENSIONS | 0 | 150.715 | 150.715 |
| **D | CULTURAL INSTITUTIONS PENSION PLAN TRUST | 0 | 67.999 | 67.999 |
| **D | DAUGHTERS OF CHARITY OF ST VINCENT DE PAUL PROV OF THE WEST | 0 | 215.317 | 215.317 |
| **D | ACORN 1998 TRUST | 0 | 8.411 | 8.411 |
| **D | EXELON PEACH BOTTOM UNIT 1 QUALIFIED FUND | 0 | 3.743 | 3.743 |
| **D | EXELON FITZPATRICK QUALIFIED FUND | 0 | 37.719 | 37.719 |
| **D | EMERSON GLAZER TRUST OF 1989 | 0 | 7.625 | 7.625 |

333

Azionisti: 3.152 Teste: 18
Azionisti in proprio: 11 Azionisti in delega: 3-141



ENEL S.p.A.

Assemblea Ordinaria del 16 maggio 2019

16 maggio 2019 19.35.26

LISTA ESITO DELLE VOTAZIONE

Oggetto: Autorizzazione all'acquisto e alla disposizione di azioni proprie

FAVOREVOLI

| Badge | Ragione Sociale | Proprio | Delega | Totale |
|-------|--|---------|-----------|-----------|
| **D | FUNDO DE PENSORS | 0 | 1.033.372 | 1.033.372 |
| **D | FOLGER LEVIN LLP PROFIT SHARING PLAN AND TRUST | 0 | 5.235 | 5.235 |
| **D | GANNETT RETIREMENT PLAN MASTER TRUST | 0 | 348.199 | 348.199 |
| **D | JOSHUA GREEN CORPORATION | 0 | 28.097 | 28.097 |
| **D | THE GUILFORD GLAZER NON-EXEMPT MARITAL TRUST | 0 | 29.175 | 29.175 |
| **D | HEWITT ASSOCIATES LLC 401K PLAN TRUST | 0 | 48.898 | 48.898 |
| **D | HACKENSACK MERIDIAN HEALTH MASTER RETIREMENT TRUST | 0 | 149.800 | 149.800 |
| **D | JOHN GARDNER PERENCHIO IRREVOCABLE TRUST | 0 | 12.755 | 12.755 |
| **D | JOHN & TERYL LEVIN REVOCABLE TRUST | 0 | 2.770 | 2.770 |
| **D | JTW TRUST NO. 3 UAD 9/19/02 | 0 | 36.195 | 36.195 |
| **D | JTW TRUST NO. 1 UAD 9/19/02 | 0 | 28.500 | 28.500 |
| **D | JTW TRUST NO. 5 UAD 9/19/02 | 0 | 12.716 | 12.716 |
| **D | JOHCM INTERNATIONAL OPPORTUNITIES FUND | 0 | 18.192 | 18.192 |
| **D | KARSH LIVING TRUST | 0 | 13.405 | 13.405 |
| **D | LTW INVESTMENTS LLC | 0 | 93.953 | 93.953 |
| **D | THE MAJID FUND | 0 | 315.746 | 315.746 |
| **D | ASCENSION HEALTHCARE MASTER PENSION TRUST | 0 | 1.777.665 | 1.777.665 |
| **D | NATWEST TRU + DEP SER LTD AS TRU OF TM MAS CHAR FOUN INV FD | 0 | 89.795 | 89.795 |
| **D | NEW CHURCH INVESTMENT FUND | 0 | 10.840 | 10.840 |
| **D | LEAR TRUST DT 12/20/07 | 0 | 11.795 | 11.795 |
| **D | NOVANT HEALTH INC | 0 | 45.816 | 45.816 |
| **D | PEPSICO, INC. MASTER TRUST | 0 | 377.712 | 377.712 |
| **D | RONALD L. AND JOYCE M. NELSON | 0 | 34.020 | 34.020 |
| **D | SAMFORD UNIVERSITY PENSION PLAN TRUST | 0 | 8.901 | 8.901 |
| **D | SOLARI LANE TRUST | 0 | 37.355 | 37.355 |
| **D | S.ROBSON WALTON 1999 CHILDRENS TRUST | 0 | 11.791 | 11.791 |
| **D | STP NUCLEAR OPERATING COMPANY RETIREMENT TRUST | 0 | 2.893 | 2.893 |
| **D | THOMAS L. WALTON FAMILY TRUST UAD 03/19/13 | 0 | 4.261 | 4.261 |
| **D | VIRGINIA C.MARS REVOCABLE TRUST DATED AUGUST 6, 1991 | 0 | 3.648 | 3.648 |
| **D | HRW TRUST NO 2 UAD 01/17/03 | 0 | 46.269 | 46.269 |
| **D | HRW TESTAMENTARY TRUST NO. 10 | 0 | 57.366 | 57.366 |
| **D | WRIGLEY RETIREMENT PLAN | 0 | 26.846 | 26.846 |
| **D | WHEELS COMMON INVESTMENT FUND | 0 | 70.267 | 70.267 |
| **D | S. ROBSON WALTON 2010 TRUST | 0 | 14.297 | 14.297 |
| **D | MATT J. WOLLMAN | 0 | 18.339 | 18.339 |
| **D | EXELON CORPORATION NUCLEAR DECOMMISSION TRUST - NON TAX QUAL | 0 | 4.744 | 4.744 |
| **D | STEUART L. WALTON FAMILY TRUST UAD 3/19/13 | 0 | 11.167 | 11.167 |
| **D | S. ROBSON WALTON 2009 GRAT NO. 4 ARTICLE II TRUST | 0 | 3.281 | 3.281 |
| **D | JOHN T WALTON FAMILY TRUST | 0 | 124.531 | 124.531 |
| **D | USAA MASTER TRUST (PENSION AND RSP) | 0 | 23.065 | 23.065 |
| **D | BANK OF BOTSWANA | 0 | 95.763 | 95.763 |
| **D | DOW RETIREMENT GROUP TRUST | 0 | 752.865 | 752.865 |
| **D | FIREMEN`S ANNUITY & BENEFIT FUND OF CHICAGO | 0 | 40.375 | 40.375 |

Azionisti:
Azionisti in proprio:

3.152 Teste:
11 Azionisti in delega:

18
3.141

LISTA ESITO DELLE VOTAZIONE

Oggetto: Autorizzazione all'acquisto e alla disposizione di azioni proprie

FAVOREVOLI

| Badge | Ragione Sociale | Proprio | Delega | Totale |
|-------|---|---------|-----------|-----------|
| **D | BAPTIST FOUNDATION OF TEXAS DBA HIGHGROUND ADVISORS | 0 | 326.888 | 326.888 |
| **D | HSBC - NORTH AMERICA (U.S.) PENSION TRUST | 0 | 361.250 | 361.250 |
| **D | LINCOLNSHIRE COUNTY COUNCIL PENSION FUND | 0 | 171.408 | 171.408 |
| **D | MERCY INVESTMENT SERVICES, INC. | 0 | 47.718 | 47.718 |
| **D | PUBLIC PENSION AGENCY | 0 | 2.332.004 | 2.332.004 |
| **D | PUBLIC PENSION AGENCY | 0 | 3.784.587 | 3.784.587 |
| **D | STANISLAUS COUNTY EMPLOYERS' RETIREMENT ASSOCIATION | 0 | 595.900 | 595.900 |
| **D | STATE OF UTAH, SCHOOL AND INSTITUTIONAL TRUST FUNDS | 0 | 153.000 | 153.000 |
| **D | MS TR AGREE UN VAR EMPL BEN PL UNIL US INC & ITS SUB & AFF | 0 | 73.048 | 73.048 |
| **D | THE BOARD OF MANAGEMENT OF THE CHINESE PERMANENT CEMETERIES | 0 | 11.859 | 11.859 |
| **D | BEAT DRUGS FUND ASSOCIATION | 0 | 10.589 | 10.589 |
| **D | HONG KONG SAR GOVERNMENT EXCHANGE FUND | 0 | 9.425.027 | 9.425.027 |
| **D | ATIVO INTERNATIONAL EQUITY FUND LP | 0 | 122.300 | 122.300 |
| **D | BEL45 CAPITAL PARTNERS, LLC | 0 | 24.366 | 24.366 |
| **D | BUNTING INTERNATIONAL DEVELOPED EQUITY TE LLC | 0 | 15.453 | 15.453 |
| **D | CARROLL AVENUE PARTNERS LLC | 0 | 5.208 | 5.208 |
| **D | CARNELIAN INVESTMENT MANAGEMENT LLC | 0 | 187.992 | 187.992 |
| **D | CYMI EQUITY LP | 0 | 43.305 | 43.305 |
| **D | CHCP GLOBAL SECURITIES LP | 0 | 569 | 569 |
| **D | CHESS INTERNATIONAL PROPERTIES, LTD. | 0 | 8.385 | 8.385 |
| **D | CENTERSQUARE INVESTMENT MANAGEMENT LLC | 0 | 6.210 | 6.210 |
| **D | DELFINCO, LP | 0 | 47.720 | 47.720 |
| **D | DYNASTY INVEST, LTD | 0 | 16.256 | 16.256 |
| **D | DFI LP EQUITY (PASSIVE) | 0 | 11.494 | 11.494 |
| **D | SHY, LLC | 0 | 41.283 | 41.283 |
| **D | EVA VALLEY MA1 LLC | 0 | 78.377 | 78.377 |
| **D | FIAM GLOBAL LOW VOLATILITY EQUITY FUND | 0 | 349.022 | 349.022 |
| **D | FLEURI HOLDINGS LLC | 0 | 12.365 | 12.365 |
| **D | FS OVERLAY C - PARAMETRIC | 0 | 8.870 | 8.870 |
| **D | FOURTH AVENUE INVESTMENT COMPANY. | 0 | 44.768 | 44.768 |
| **D | FIDDLER PARTNERS LLC | 0 | 6.907 | 6.907 |
| **D | THE BUNTING FAM INT DEVELOPED EQUITY LIMITED LIABILITY CO | 0 | 7.322 | 7.322 |
| **D | GOLD FAMILY INVESTMENTS LLC | 0 | 49.481 | 49.481 |
| **D | THE GRAUSTEIN TRUSTS PARTNERSHIP | 0 | 7.509 | 7.509 |
| **D | INTERNATIONAL EXPATRIATE BENEFIT MASTER TRUST | 0 | 40.488 | 40.488 |
| **D | HASLAM FAMILY INVESTMENT PARTNERSHIP | 0 | 2.276 | 2.276 |
| **D | THE HARRY L. BRADLEY JR. TRUSTS MASTER INV PARTNERSHIP LLP | 0 | 76.622 | 76.622 |
| **D | THE JBUT MASTER INVESTMENT PARTNERSHIP LLP | 0 | 206.969 | 206.969 |
| **D | NTGI-OM COMMON DAILY EAFE INDEX FUND - NON LENDING | 0 | 958.675 | 958.675 |
| **D | LSV INTERNATIONAL CONCENTRATED EQUITY FUND, LP | 0 | 1.036.700 | 1.036.700 |
| **D | LAKE AVENUE INVESTMENTS, LLC | 0 | 339.814 | 339.814 |
| **D | LEGAL & GENERAL MSCI EAFE FUND, LLC | 0 | 325.805 | 325.805 |
| **D | ESMOND HARMSWORTH 1998 FAMILY SETTLEMENT | 0 | 23.040 | 23.040 |

335

ENEL S.p.A.

Assemblea Ordinaria del 16 maggio 2019

16 maggio 2019 19.35.26

LISTA ESITO DELLE VOTAZIONE

Oggetto: Autorizzazione all'acquisto e alla disposizione di azioni proprie

FAVOREVOLI

| Badge | Ragione Sociale | Proprio | Delega | Totale |
|-------|--|---------|-----------|-----------|
| **D | LEHMAN-STAMM FAMILY PARTNERS LLC | 0 | 3.944 | 3.944 |
| **D | LSV INTERNATIONAL (AC) VALUE EQUITY FUND, LP | 0 | 2.168.300 | 2.168.300 |
| **D | LTV GROUP HOLDINGS, LLC | 0 | 205.309 | 205.309 |
| **D | LUNA LLC | 0 | 8.776 | 8.776 |
| **D | LSV GLOBAL CV EQUITY FUND, LP | 0 | 122.800 | 122.800 |
| **D | LOY PARTNERSHIP, LLC | 0 | 69.598 | 69.598 |
| **D | MF INTERNATIONAL FUND LLC | 0 | 15.300 | 15.300 |
| **D | MONDRIAN GLOBAL ALL COUNTRIES WORLD EQUITY FUND, L.P. | 0 | 9.732 | 9.732 |
| **D | MONDRIAN INTERNATIONAL EQUITY ESG FUND L.P. | 0 | 550.192 | 550.192 |
| **D | MONDRIAN GLOBAL EQUITY ESG FUND LP | 0 | 6.955 | 6.955 |
| **D | 82A HOLDINGS, LLC | 0 | 120.154 | 120.154 |
| **D | NELKE PARTNERSHIP | 0 | 19.421 | 19.421 |
| **D | OMEGA FFIP LIMITED PARTNERSHIP | 0 | 33.136 | 33.136 |
| **D | INTER AMERICAN DEVELOPMENT BANK | 0 | 62.055 | 62.055 |
| **D | INTER AMERICAN DEVELOPMENT BANK | 0 | 99.555 | 99.555 |
| **D | PRO-GEN INVESTMENTS LLC | 0 | 5.892 | 5.892 |
| **D | CINDY SPRINGS, LLC | 0 | 267.135 | 267.135 |
| **D | ARTSFARE 2005 TRUST NO.2 | 0 | 40.305 | 40.305 |
| **D | NTGI-QM COMMON DAILY ALL COUNWD EX-US INV MKT INDEX F NONLEND | 0 | 225.532 | 225.532 |
| **D | RDM LIQUID LLC | 0 | 146.024 | 146.024 |
| **D | RAMI PARTNERS, LLC | 0 | 257.716 | 257.716 |
| **D | SANFORD C BERN CO DELAW BUS TR BERN TAX-MNG GLB STYLE BL SER | 0 | 189.010 | 189.010 |
| **D | SANFORD C. BERNSTEIN & CO DBT TAX-MANAGED INT BLEND SER | 0 | 97.005 | 97.005 |
| **D | SENTINEL INTERNATIONAL FUND | 0 | 17.273 | 17.273 |
| **D | SENTINEL INTERNATIONAL TRUST | 0 | 92.406 | 92.406 |
| **D | SIM GLOBAL BALANCED TRUST. | 0 | 2.395 | 2.395 |
| **D | MFC INTERNATIONAL FUND LLC | 0 | 1.486 | 1.486 |
| **D | SILVER GROWTH FUND, LP | 0 | 11.626 | 11.626 |
| **D | GLOBAL BOND FUND | 0 | 278.909 | 278.909 |
| **D | MS FUND LP | 0 | 93.438 | 93.438 |
| **D | WOO HAY TONG INVESTMENTS LTD | 0 | 115.053 | 115.053 |
| **D | FCM INTERNATIONAL LLC | 0 | 22.820 | 22.820 |
| **D | SHIMODA HOLDINGS, LLC | 0 | 26.770 | 26.770 |
| **D | MALACHITE 35 TRUST | 0 | 18.699 | 18.699 |
| **D | AVALON PORTFOLIO II, LLC | 0 | 16.409 | 16.409 |
| **D | 801 INVESTMENTS LLC | 0 | 67.717 | 67.717 |
| **D | ASCENSION ALPHA FUND, LLC | 0 | 3.090.858 | 3.090.858 |
| **D | SUSTAINABLE INSIGHT INTERNATIONAL EQUITIES MASTER FUND, LTD | 0 | 59.523 | 59.523 |
| **D | PZENA INTER EX-US FOCUSED VALUE FD DST, A SER OF PZENA VAL FDS | 0 | 208.843 | 208.843 |
| **D | PZENA GLOBAL VALUE FUND 2 DST | 0 | 276.127 | 276.127 |
| **D | K INVESTMENTS SH LIMITED | 0 | 1.230.880 | 1.230.880 |
| **D | LEGAL & GENERAL MSCI EAFE SL FUND, LLC | 0 | 297.841 | 297.841 |
| **D | NTGI-QM COMMON DAILY EAFE INDEX FUND - LENDING | 0 | 578.168 | 578.168 |

336

Azionisti: 3.152 Teste: 18
Azionisti in proprio: 11 Azionisti in delega: 3.141

ENEL S.p.A.

Assemblea Ordinaria del 16 maggio 2019

16 maggio 2019 19.35.26

LISTA ESITO DELLE VOTAZIONE

Oggetto: Autorizzazione all'acquisto e alla disposizione di azioni proprie

FAVOREVOLI

| Badge | Ragione Sociale | Proprio | Delega | Totale |
|-------|--|---------|------------|------------|
| **D | PZENA VALUE TRUST | 0 | 69.530 | 69.530 |
| **D | NTGI - QM COMM DAILY ALL COUNTRY WD EX-US EQ INDEX F - LEND | 0 | 375.471 | 375.471 |
| **D | SANFORD C BERN CO DELAW BUS TR BERN GLB STY BL SERIES | 0 | 69.770 | 69.770 |
| **D | SANFORD C. BERNSTEIN & CO DBT INTERNATIONAL VALUE SERIES | 0 | 266.613 | 266.613 |
| **D | UNITED NATIONS JOINT STAFF PENSION FUND | 0 | 9.145.337 | 9.145.337 |
| **D | FOOD & AGRICULTURE ORGANISATION OF THE UNITED NATIONS. | 0 | 212.945 | 212.945 |
| **D | INTER AMERICAN DEVELOPMENT BANK STAFF RETIREMENT FUND | 0 | 175.097 | 175.097 |
| **D | INTER AMERICAN DEVELOPMENT BANK STAFF RETIREMENT FUND | 0 | 227.470 | 227.470 |
| **D | THE PUBLIC INSTITUTION FOR SOCIAL SECURITY | 0 | 310.165 | 310.165 |
| **D | THE PUBLIC INSTITUTION FOR SOCIAL SECURITY | 0 | 405.428 | 405.428 |
| **D | THE PUBLIC INSTITUTION FOR SOCIAL SECURITY | 0 | 216.004 | 216.004 |
| **D | THE PUBLIC INSTITUTION FOR SOCIAL SECURITY | 0 | 610.100 | 610.100 |
| **D | THE PUBLIC INSTITUTION FOR SOCIAL SECURITY | 0 | 212.035 | 212.035 |
| **D | THE PUBLIC INSTITUTION FOR SOCIAL SECURITY | 0 | 174.512 | 174.512 |
| **D | SANABIL INTERNATIONAL INVESTMENTS COMPANY | 0 | 1.037.909 | 1.037.909 |
| **D | INTERNATIONAL MONETARY FUND STAFF RETIREMENT PLAN | 0 | 254.722 | 254.722 |
| **D | THE PUBLIC INSTITUTION FOR SOCIAL SECURITY | 0 | 115.993 | 115.993 |
| **D | UNIT NAT RELIEF AND WORKS AG FOR PALEST REF IN THE NEAR EAST | 0 | 35.441 | 35.441 |
| **D | UNIT NAT RELIEF AND WORKS AG FOR PALEST REF IN THE NEAR EAST | 0 | 19.327.163 | 19.327.163 |
| **D | MONDRIAN INTERNATIONAL EQUITY FUND L.P. | 0 | 157.640 | 157.640 |
| **D | MONDRIAN GLOBAL EQUITY FUND, L.P. | 0 | 4.753.119 | 4.753.119 |
| **D | MONDRIAN ALL COUNTRIES WORLD EX-US EQUITY FUND LP | 0 | 1.695.457 | 1.695.457 |
| **D | NATIONAL COUNCIL FOR SOCIAL SECURITY FUND, P.R.C | 0 | 2.188 | 2.188 |
| **D | NGEE ANN POLYTECHNIC | 0 | 476.755 | 476.755 |
| **D | NATIONAL COUNCIL FOR SOCIAL SECURITY FUND, P.R.C | 0 | 1.279.700 | 1.279.700 |
| **D | FIDELITY HASTINGS STREET TRUST: FIDELITY FUND | 0 | 121.922 | 121.922 |
| **D | FIDELITY SALEM STREET TRUST: FIDELITY FLEX INTERN INDEX FUND | 0 | 2.739.284 | 2.739.284 |
| **D | FIDELITY SALEM STREET TRUST: FIDELITY SERIES GLOBAL EX U.S. INDEX FUND | 0 | 58.516 | 58.516 |
| **D | STELIO HARALAMBOS STEFANO - GOLDMAN SACHS | 0 | 12.000 | 12.000 |
| **D | NORTHERN TRUST - FULLY TAXED ACCT | 0 | 63.787 | 63.787 |
| **D | HAGFORS LIMITED | 0 | 916.606 | 916.606 |
| **D | STICHTING BLUE SKY LIQUID ASSET FUNDS | 0 | 246.362 | 246.362 |
| **D | NEW ZEALAND SUPERANNUATION FUND | 0 | 638.356 | 638.356 |
| **D | ARIA INVESTMENTS TRUST | 0 | 390.669 | 390.669 |
| **D | MERCER GLOBAL ENHANCED LOW VOLATILITY SHARES FUND | 0 | 681.741 | 681.741 |
| **D | MERCER OSS TRUST | 0 | 212.270 | 212.270 |
| **D | OSSH 1 TRUST | 0 | 67.985 | 67.985 |
| **D | QIC INTERNATIONAL EQUITIES FUND | 0 | 260.473 | 260.473 |
| **D | IAGAM GLOBAL EQUITY TRUST | 0 | 341.394 | 341.394 |
| **D | GOVERNMENT EMPLOYEES SUPERANNUATION BOARD | 0 | 184.552 | 184.552 |
| **D | GOVERNMENT EMPLOYEES SUPERANNUATION BOARD | 0 | 6.817 | 6.817 |
| **D | LORD MAYORS CHARITABLE FUND | 0 | 129.931 | 129.931 |
| **D | QUEENSLAND INVESTMENT TRUST NO 2 | 0 | 340.805 | 340.805 |
| **D | AECOM DC RETIREMENT PLANS SMA MASTER TRUST | 0 | | |

Azionisti: 18
 Azionisti in proprio: 3.152 Teste: 11
 Azionisti in delega: 3.141

337

ENEL S.p.A.

Assemblea Ordinaria del 16 maggio 2019

16 maggio 2019 19.35.26

LISTA ESITO DELLE VOTAZIONE

Oggetto: Autorizzazione all'acquisto e alla disposizione di azioni proprie

FAVOREVOLI

| Badge | Ragione Sociale | Proprio | Delega | Totale |
|-------|---|---------|------------|------------|
| **D | AON SAVINGS PLAN TRUST | 0 | 134.854 | 134.854 |
| **D | BLUE SHIELD OF CALIFORNIA EMPLOYEES' RETIREMENT PLAN | 0 | 182.551 | 182.551 |
| **D | CALIFORNIA PHYSICIANS SERVICE D/B/A BLUE SHIELD OF CALIFORNIA | 0 | 229.102 | 229.102 |
| **D | BRISTOL-MYERS SQUIBB COMPANY MASTER RETIREMENT TRUST | 0 | 3.610 | 3.610 |
| **D | CATERPILLAR INVESTMENT TRUST | 0 | 1.443.919 | 1.443.919 |
| **D | CATERPILLAR INC MASTER RETIREMENT TRUST | 0 | 2.670.699 | 2.670.699 |
| **D | CENTURYLINK, INC. DEFINED CONTRIBUTION PLAN MASTER TRUST | 0 | 740.204 | 740.204 |
| **D | COMBUSTION ENGINEERING 524(G) ASBESTOS PI TRUST | 0 | 23.232 | 23.232 |
| **D | CATERPILLAR INC. GROUP INSURANCE PLAN TRUST | 0 | 31.814 | 31.814 |
| **D | CATERPILLAR INC. GROUP INSURANCE PLAN TRUST | 0 | 63.555 | 63.555 |
| **D | THE NORTHERN TRUST COMPANY SUB-ADVISED COLLECTIVE FUNDS TRUST | 0 | 5.226.570 | 5.226.570 |
| **D | NORTHERN FUNDS INTERNATIONAL GROWTH EQUITY FUND | 0 | 139.883 | 139.883 |
| **D | COVENANT HEALTH | 0 | 83.100 | 83.100 |
| **D | DOMINION RESOURCES INC. MASTER TRUST | 0 | 210.569 | 210.569 |
| **D | ERIKA J. GLAZER 1985 TRUST | 0 | 25.460 | 25.460 |
| **D | EMERSON ELECTRIC CO. RETIREMENT MASTER TRUST | 0 | 558.066 | 558.066 |
| **D | PYRAMIS GROUP TRUST FOR EMPLOYEE BENEFIT PLANS | 0 | 317.975 | 317.975 |
| **D | FRANCISCAN ALLIANCE, INC. | 0 | 584.492 | 584.492 |
| **D | FLORIDA COLLEGE SAVINGS PROGRAM | 0 | 84.355 | 84.355 |
| **D | FORD MOTOR COMPANY DEFINED BENEFIT MASTER TRUST | 0 | 293.476 | 293.476 |
| **D | THE HEALTH FOUNDATION | 0 | 619.650 | 619.650 |
| **D | JTW TRUST NO. 4 UAD 9/19/02 | 0 | 52.574 | 52.574 |
| **D | JTW TRUST NO. 2 UAD 9/19/02 | 0 | 37.736 | 37.736 |
| **D | THE TRUSTEES OF THE LEVERHULME TRUST | 0 | 1.570.957 | 1.570.957 |
| **D | THE TRUSTEES OF THE LEVERHULME TRUST | 0 | 264.913 | 264.913 |
| **D | THE LEAR FAMILY FOUNDATION | 0 | 5.394 | 5.394 |
| **D | LOCKHEED MARTIN CORPORATION MASTER RETIREMENT TRUST | 0 | 1.619.379 | 1.619.379 |
| **D | LSC SAVINGS TRUST | 0 | 123.621 | 123.621 |
| **D | LSV INTERNATIONAL VALUE EQUITY TRUST | 0 | 2.650.700 | 2.650.700 |
| **D | MICHIGAN CATHOLIC CONFERENCE MASTER PENSION TRUST | 0 | 35.314 | 35.314 |
| **D | MARY K MC QUISTON MCCAW | 0 | 22.702 | 22.702 |
| **D | MICHIGAN CATHOLIC CONFERENCE | 0 | 11.995 | 11.995 |
| **D | NORTHERN FUNDS - INTERNATIONAL EQUITY INDEX FUND | 0 | 3.117.631 | 3.117.631 |
| **D | NORTHERN ENGAGE360 FUND | 0 | 51.600 | 51.600 |
| **D | OLIN PENSION PLANS MASTER RETIREMENT TRUST | 0 | 73.210 | 73.210 |
| **D | OWENS CORNING DEFINED BENEFIT MASTER TRUST | 0 | 65.709 | 65.709 |
| **D | MASTER TR AGREE BETWEEN PFIZER INC AND THE NORTHERN TR CO | 0 | 2.767.728 | 2.767.728 |
| **D | FREEMPORT MINERALS CORPORATION DEFINED BENEFIT MASTER TRUST | 0 | 166.300 | 166.300 |
| **D | PRESBYTERIAN CHURCH (USA) FOUNDATION | 0 | 63.414 | 63.414 |
| **D | NORTHERN TRUST GLOBAL INVESTMENTS COLLECTIVE FUNDS TRUST | 0 | 17.346.662 | 17.346.662 |
| **D | R. BLANE WALTER | 0 | 16.760 | 16.760 |
| **D | NATIONAL RAILROAD RETIREMENT INVESTMENT TRUST | 0 | 1.378.579 | 1.378.579 |
| **D | SARASIN ENDOWMENTS FUND | 0 | 2.892.287 | 2.892.287 |

338

Azionisti: 3.152 Teste: 18

Azionisti in proprio: 11 Azionisti in delega: 3.141

LISTA ESITO DELLE VOTAZIONI

Oggetto: Autorizzazione all'acquisto e alla disposizione di azioni proprie

FAVOREVOLI

| Badge | Ragione Sociale | Proprio | Delega | Totale |
|-------|---|---------|-----------|-----------|
| **D | VOL EMPL BEN ASS OF THE NON-REPR EMPL OF SOUT CAL EDISON CO | 0 | 24.960 | 24.960 |
| **D | 1999 VOL EMPL BEN ASS NON-REPR EMPL OF SOUT CAL EDISON CO | 0 | 20.321 | 20.321 |
| **D | SAMFORD UNIVERSITY | 0 | 9.556 | 9.556 |
| **D | TEXAS CHRISTIAN UNIVERSITY | 0 | 65.322 | 65.322 |
| **D | TE CONNECTICITY CORP RET SAVINGS AND INVESTMENT PLAN TRUST | 0 | 128.289 | 128.289 |
| **D | THE TRUSTEES OF THE HENRY SMITH CHARITY | 0 | 232.491 | 232.491 |
| **D | TRINITY COLLEGE CAMBRIDGE | 0 | 56.565 | 56.565 |
| **D | GARRISON PROPERTY AND CASUALTY INSURANCE COMPANY | 0 | 203.990 | 203.990 |
| **D | HRW TESTAMENTARY TRUST NO 3 | 0 | 48.759 | 48.759 |
| **D | HRW TESTAMENTARY TRUST NO 1 | 0 | 70.769 | 70.769 |
| **D | HRW TRUST NO 1 UAD 01/17/03 | 0 | 42.407 | 42.407 |
| **D | HRW TESTAMENTARY TRUST NO. 11 | 0 | 71.064 | 71.064 |
| **D | W.K. KELLOGG FOUNDATION | 0 | 29.450 | 29.450 |
| **D | HRW TESTAMENTARY TRUST NO 6 | 0 | 38.729 | 38.729 |
| **D | HRW TESTAMENTARY TRUST NO 4 | 0 | 32.492 | 32.492 |
| **D | HRW TESTAMENTARY TRUST NO. 9 | 0 | 46.017 | 46.017 |
| **D | HRW TESTAMENTARY TRUST NO. 8 | 0 | 46.256 | 46.256 |
| **D | HRW TESTAMENTARY TRUST NO. 7 | 0 | 32.139 | 32.139 |
| **D | HRW TRUST NO 4 UAD 01/17/03 | 0 | 87.625 | 87.625 |
| **D | HRW TESTAMENTARY TRUST NO 5 | 0 | 33.778 | 33.778 |
| **D | HRW TESTAMENTARY TRUST NO. 12 | 0 | 32.649 | 32.649 |
| **D | HRW TRUST NO 3 UAD 01/17/03 | 0 | 65.493 | 65.493 |
| **D | SARASIN INCOME AND RESERVE FUND | 0 | 39.490 | 39.490 |
| **D | SARASIN CLIMATE ACTIVE ENDOWMENTS FUND | 0 | 89.888 | 89.888 |
| **D | GUIDESTONE FUNDS INTERNATIONAL EQUITY FUND | 0 | 333.596 | 333.596 |
| **D | AMERICAN HONDA MASTER RETIREMENT TRUST | 0 | 2.125.600 | 2.125.600 |
| **D | CITY OF FRESNO RETIREMENT SYSTEMS | 0 | 996.483 | 996.483 |
| **D | CHEVRON MASTER PENSION TRUST | 0 | 321.888 | 321.888 |
| **D | CAMPBELL PENSION PLANS MASTER RETIREMENT TRUST | 0 | 745.716 | 745.716 |
| **D | CITY OF MILWAUKEE EMPLOYEES RETIREMENT SYSTEM | 0 | 176.434 | 176.434 |
| **D | CENTURYLINK, INC. DEFINED BENEFIT MASTER TRUST | 0 | 197.552 | 197.552 |
| **D | PUBLIC EMPLOYEES RETIREMENT ASSOCIATION OF COLORADO | 0 | 491.346 | 491.346 |
| **D | CSAA INSURANCE EXCHANGE | 0 | 8.823.596 | 8.823.596 |
| **D | CITY OF AUSTIN EMPLOYEES RETIREMENT SYSTEM | 0 | 314.761 | 314.761 |
| **D | EMPLOYEES RETIREMENT FUND OF THE CITY OF DALLAS | 0 | 9.876 | 9.876 |
| **D | DUKE ENERGY CORPORATION MASTER RETIREMENT TRUST | 0 | 57.920 | 57.920 |
| **D | A.I.DUPONT TESTAMENTARY TRUST | 0 | 310.708 | 310.708 |
| **D | SPARTAN GROUP TRUST FOR EMPLOYEE BENEFIT PLANS | 0 | 175.737 | 175.737 |
| **D | FRESNO COUNTY EMPLOYEES' RETIREMENT ASSOCIATION | 0 | 1.570.573 | 1.570.573 |
| **D | FLORIDA PREPAID COLLEGE PROGRAM | 0 | 263.703 | 263.703 |
| **D | STICHTING INSTITUUT GAK | 0 | 652.683 | 652.683 |
| **D | GUIDE STONE FUNDS INTERNATIONAL EQUITY INDEX FUNDS | 0 | 58.406 | 58.406 |
| **D | | 0 | 358.493 | 358.493 |

Azionisti:

3.152 Teste:

11 Azionisti in delega:

18

3.141

ENEL S.p.A.

Assemblea Ordinaria del 16 maggio 2019

16 maggio 2019 19.35.26

LISTA ESITO DELLE VOTAZIONE

Oggetto: Autorizzazione all'acquisto e alla disposizione di azioni proprie

FAVOREVOLI

| Badge | Ragione Sociale | Proprio | Delega | Totale |
|-------|---|---------|-----------|-----------|
| **D | GENERAL PENSION AND SOCIAL SECURITY AUTHORITY | 0 | 272.081 | 272.081 |
| **D | ILLINOIS MUNICIPAL RETIREMENT FUND | 0 | 4.565.193 | 4.565.193 |
| **D | INVESTMENT MASTER TRUST OF EXELIS INC. | 0 | 350.794 | 350.794 |
| **D | CIVIL EMPL RET SYS OF THE POLICE DEP OF KANSAS CITY, MISSOURI | 0 | 19.500 | 19.500 |
| **D | POLICE RETIREMENT SYSTEM OF KANSAS CITY, MISSOURI | 0 | 82.100 | 82.100 |
| **D | LOS ANGELES CITY EMPLOYEES RETIREMENT SYSTEM | 0 | 2.555.598 | 2.555.598 |
| **D | CITY OF LOS ANGELES FIRE AND POLICE PENSION PLAN | 0 | 509.630 | 509.630 |
| **D | MISSOURI LOCAL GOVERNMENT EMPLOYEES RETIREMENT SYSTEM | 0 | 171.800 | 171.800 |
| **D | MARSH AND MCLENNAN MASTER RETIREMENT TRUST | 0 | 700.219 | 700.219 |
| **D | NORTH DAKOTA STATE INVESTMENT BOARD | 0 | 2.106.100 | 2.106.100 |
| **D | OKLAHOMA PUBLIC EMPLOYEES RETIREMENT SYSTEM | 0 | 2.389.923 | 2.389.923 |
| **D | POLICEMEN'S ANNUITY AND BENEFIT FUND OF CHICAGO | 0 | 89.628 | 89.628 |
| **D | PZENA VALUE GROUP TRUST | 0 | 26.777 | 26.777 |
| **D | PZENA VALUE GROUP TRUST | 0 | 409.629 | 409.629 |
| **D | SCHLUMBERGER GROUP TRUST AGREEMENT | 0 | 1.276.105 | 1.276.105 |
| **D | SAN MATEO COUNTY EMPLOYEES' RETIREMENT ASSOCIATION | 0 | 1.009.069 | 1.009.069 |
| **D | FIRE AND POLICE PENSION FUND SAN ANTONIO | 0 | 380.600 | 380.600 |
| **D | SPRINT MASTER TRUST | 0 | 129.600 | 129.600 |
| **D | SHRINERS HOSPITALS FOR CHILDREN | 0 | 1.939.332 | 1.939.332 |
| **D | SALT RIVER PIMA-MARICOPA INDIAN COMMUNITY | 0 | 58.139 | 58.139 |
| **D | STATE UNIVERSITIES RETIREMENT SYSTEM | 0 | 2.408.376 | 2.408.376 |
| **D | CITY OF TALLAHASSEE | 0 | 215.410 | 215.410 |
| **D | TEACHERS'S RETIREMENT SYSTEM OF OKLAHOMA | 0 | 1.405.081 | 1.405.081 |
| **D | UNION PACIFIC CORPORATION MASTER RETIREMENT TRUST | 0 | 804.700 | 804.700 |
| **D | UTAH STATE RETIREMENT SYSTEMS | 0 | 1.141.067 | 1.141.067 |
| **D | USAA CASUALTY INSURANCE COMPANY | 0 | 1.392.680 | 1.392.680 |
| **D | USAA GENERAL INDEMNITY COMPANY | 0 | 427.340 | 427.340 |
| **D | CATASTROPHE REINSURANCE COMPANY | 0 | 280.370 | 280.370 |
| **D | VAN ANDEL INSTITUTE | 0 | 59.495 | 59.495 |
| **D | WILSHIRE INTERNATIONAL EQUITY FUND | 0 | 361.766 | 361.766 |
| **D | WYOMING RETIREMENT SYSTEM | 0 | 94.845 | 94.845 |
| **D | FORD MOTOR COMPANY OF CANADA, LIMITED PENSION TRUST | 0 | 44.477 | 44.477 |
| **D | HSBC GLOBAL EQUITY FUND | 0 | 324.881 | 324.881 |
| **D | HSBC EUROPEAN FUND | 0 | 115.507 | 115.507 |
| **D | HSBC INTERNATIONAL EQUITY POOLED FUND | 0 | 614.080 | 614.080 |
| **D | HALIFAX REGIONAL MUNICIPALITY MASTER TRUST | 0 | 113.218 | 113.218 |
| **D | IWA - FOREST INDUSTRY PENSION PLAN | 0 | 395.080 | 395.080 |
| **D | MICHELIN NORTH AMERICA (CANADA) INC. MASTER TRUST | 0 | 3.262 | 3.262 |
| **D | NAV CANADA PENSION PLAN | 0 | 115.919 | 115.919 |
| **D | NAV CANADA PENSION PLAN | 0 | 349.839 | 349.839 |
| **D | OPSEU PENSION PLAN TRUST FUND | 0 | 37.116 | 37.116 |
| **D | FUTURE FUND BOARD OF GUARDIANS FOR AND OBO FUTURE FUND | 0 | 3.254.611 | 3.254.611 |
| **D | MRFF INVESTMENT COMPANY NO. 2 PTY LTD | 0 | 289.322 | 289.322 |

360

ENEL S.p.A.

Assemblea Ordinaria del 16 maggio 2019

16 maggio 2019 19.35.26

LISTA ESITO DELLE VOTAZIONE

Oggetto: Autorizzazione all'acquisto e alla disposizione di azioni proprie

FAVOREVOLI

| Badge | Ragione Sociale | Proprio | Delega | Totale |
|-------|---|---------|-----------|-----------|
| **D | IBM DIVERSIFIED GLOBAL EQUITY FUND | 0 | 496.248 | 496.248 |
| **D | FRANMOR NOMINEES LTD ACT ICA NOM FOR DAV HAR PRINDLE BRADBURY | 0 | 25.035 | 25.035 |
| **D | SARASIN GLOBAL DIVIDEND FUND | 0 | 737.538 | 737.538 |
| **D | DIVERSIFICATION FUND ICVC | 0 | 19.386 | 19.386 |
| **D | SARASIN GLOBAL DIVIDEND FUND (STERLING HEDGED) | 0 | 550.440 | 550.440 |
| **D | NATWEST TRUSTEE AND DEP SERV LTD AS TR OF THE EDEN INV FUND | 0 | 68.637 | 68.637 |
| **D | FRANMOR NOM LTD ACT ICA AS NOM FOR GEO SWITH RODDIS BRADBURY | 0 | 25.034 | 25.034 |
| **D | THE JUNIPER FUND | 0 | 678.240 | 678.240 |
| **D | SARASIN GLOBALSAR - STRATEGIC FUND | 0 | 348.150 | 348.150 |
| **D | SARASIN THEMATIC GLOBAL EQUITY | 0 | 857.265 | 857.265 |
| **D | THE MAZENER FUND | 0 | 345.804 | 345.804 |
| **D | NEW IRELAND ASSURANCE COMPANY PLC | 0 | 5.850.296 | 5.850.296 |
| **D | NATWEST TRUSTEE AND DEP SERV LTD AS TR OF KES STRAT INV FUND | 0 | 44.256 | 44.256 |
| **D | SARASIN GLOBAL EQUITY REAL RETURN | 0 | 338.000 | 338.000 |
| **D | SARASIN GLOBAL HIGHER DIV FUND | 0 | 2.620.048 | 2.620.048 |
| **D | SARASIN THEMATIC GLOBAL EQUITY (STERLING HEDGED) | 0 | 430.394 | 430.394 |
| **D | SARASIN GLB HIGHER DIVIDEND (GBP HEDGED) | 0 | 836.118 | 836.118 |
| **D | ELO MUTUAL PENSION INSURANCE COMPANY | 0 | 2.853.801 | 2.853.801 |
| **D | STICHTING HEINEKEN PENSIOENFONDS | 0 | 371.986 | 371.986 |
| **D | THE TRUSTESS OF IBM PENSION PLAN | 0 | 143.165 | 143.165 |
| **D | STICHTING PENSIOENFONDS SAGITTARIUS | 0 | 265.653 | 265.653 |
| **D | THE TRUSTEES OF CHEVRON UK PENSION PLAN | 0 | 304.058 | 304.058 |
| **D | KENT COUNTY COUNCIL SUPERANNUATION FUND | 0 | 1.192.651 | 1.192.651 |
| **D | THE BOARD OF THE PENSION PROTECTION FUND | 0 | 1.341.301 | 1.341.301 |
| **D | THE BOARD OF THE PENSION PROTECTION FUND | 0 | 176.695 | 176.695 |
| **D | STICHTING PENSIOENFONDS VAN DE METALEKTRO (PME) | 0 | 3.269.552 | 3.269.552 |
| **D | TYNE AND WEAR PENSION FUND | 0 | 532.661 | 532.661 |
| **D | HP INVEST COMMON CONTRACTUAL FUND | 0 | 1.487.658 | 1.487.658 |
| **D | NORTHERN TRUST UCITS COMMON CONTRACTUAL FUND | 0 | 3.671.458 | 3.671.458 |
| **D | COMMONWEALTH GLOBAL SHARES FUND 3 | 0 | 1.589.770 | 1.589.770 |
| **D | COMMONWEALTH GLOBAL SHARE FUND 30 | 0 | 155.312 | 155.312 |
| **D | COMMONWEALTH GLOBAL SHARE FUND 28 | 0 | 125.141 | 125.141 |
| **D | COLONIAL FIRST STATE INVESTMENT FUND 50 | 0 | 435.840 | 435.840 |
| **D | COMMONWEALTH SHARE FUND 17 | 0 | 702.356 | 702.356 |
| **D | COMMONWEALTH SPECIALIST FUND 13 | 0 | 383.054 | 383.054 |
| **D | COLONIAL FIRST STATE WHOLESALE INDEXED GLOBAL SHARE FUND | 0 | 340.205 | 340.205 |
| **D | COMMONWEALTH GLOBAL SHARE FUND 29 | 0 | 972 | 972 |
| **D | UNITED SERVICES AUTOMOBILE ASSOCIATION | 0 | 476.220 | 476.220 |
| **D | MUNICIPAL EMPLOYEES' ANNUITY AND BENEFIT FUND OF CHICAGO | 0 | 186.500 | 186.500 |
| **D | MUNICIPAL EMPLOYEES' ANNUITY AND BENEFIT FUND OF CHICAGO | 0 | 65.278 | 65.278 |
| **D | LABORERS' AND RET BOARD EMPL ANNUITY & BENEFIT F OF CHICAGO | 0 | 131.084 | 131.084 |
| **D | LEGAL & GENERAL FUTURE WORLD CLIMATE CHANGE EQ FACTORS IND FD | 0 | 154.895 | 154.895 |
| **D | LEGAL & GENERAL GLOBAL EQUITY INDEX FUND | 0 | 32.702 | 32.702 |

Pagina 70

Azionisti: 3.152 Teste: 18
 Azionisti in proprio: 11 Azionisti in delega: 3.141

361

ENEL S.p.A.

Assemblea Ordinaria del 16 maggio 2019

16 maggio 2019 19.35.26

LISTA ESITO DELLE VOTAZIONE

Oggetto: Autorizzazione all'acquisto e alla disposizione di azioni proprie

FAVOREVOLI

| Badge | Ragione Sociale | Proprio | Delega | Totale |
|-------|---|---------|------------|------------|
| **D | LEGAL&GENERAL EUROPEAN INDEX TRUST | 0 | 4.750.047 | 4.750.047 |
| **D | LEGAL & GENERAL INTERNATIONAL INDEX TRUST | 0 | 446.224 | 446.224 |
| **D | PREMIER GLOBAL INFRASTRUCTURE INCOME FUND | 0 | 150.000 | 150.000 |
| **D | PZENA VALUE FUNDS PLC | 0 | 475.711 | 475.711 |
| **D | SARASIN IE GLOBALSAR - DYNAMIC (GBP) | 0 | 1.050.000 | 1.050.000 |
| **D | SARASIN IE GLOBAL EQUITY OPPORTUNITIES (USD) | 0 | 498.935 | 498.935 |
| **D | MONRIAN FUNDS PUBLIC LIMITED COMPANY | 0 | 6.658 | 6.658 |
| **D | POLAR CAPITAL FUNDS PLC | 0 | 1.264.274 | 1.264.274 |
| **D | SARASIN IE GLOBALSAR - STRATEGIC (EUR) | 0 | 92.525 | 92.525 |
| **D | SSGA GROSS ROLL UP UNIT TRUST | 0 | 260.010 | 260.010 |
| **D | SARASIN IE GLOBALSAR - DYNAMIC (USD) | 0 | 361.600 | 361.600 |
| **D | SARASIN IE GLOBALSAR - INCOME (GBP) | 0 | 155.000 | 155.000 |
| **D | SARASIN IE GLOBAL EQUITY OPPORTUNITIES (GBP) | 0 | 974.739 | 974.739 |
| **D | SARASIN IE GLOBALSAR - STRATEGIC (GBP) | 0 | 101.533 | 101.533 |
| **D | SARASIN IE GLOBALSAR - STRATEGIC (USD) | 0 | 88.745 | 88.745 |
| **D | SARASIN IE DIVERSIFIED ENDOWMENTS FUND | 0 | 128.123 | 128.123 |
| **D | KLEINWORT BENSON INVESTORS INSTITUTIONAL FUND IVAC | 0 | 765.254 | 765.254 |
| **D | LEGAL & GENERAL ICAV | 0 | 179.990 | 179.990 |
| **D | NORTHERN TRUST INVESTMENT FUNDS PUBLIC LIMITED COMPANY | 0 | 518.231 | 518.231 |
| **D | TT INTERNATIONAL FUNDS PLC | 0 | 77.148 | 77.148 |
| **D | LEGAL & GENERAL FUTURE WORLD ESG DEVELOPED INDEX FUND | 0 | 6.260 | 6.260 |
| **D | LEGAL & GENERAL AUTHORISED CONTRACTUAL SCHEME I | 0 | 467.193 | 467.193 |
| **D | BLACKROCK AUTHORIZED CONTRACTUAL SCHEME I | 0 | 6.631.714 | 6.631.714 |
| **D | BRITISH COLUMBIA INVESTMENT MANAGEMENT CORPORATION | 0 | 3.238.056 | 3.238.056 |
| **D | STATE TEACHERS RETIREMENT SYSTEM OF OHIO | 0 | 12.271.345 | 12.271.345 |
| **D | TOWERS WATSON COMMON CONTRACTUAL FUND | 0 | 8.117.530 | 8.117.530 |
| **D | BANCO NACIONAL DE PANAMA, ACTING AS TRUSTEE OF THE FIDEICOMISO DE FONDO DE AHORRO DE PANAMA | 0 | 33.823 | 33.823 |
| **D | LGPS CENTRAL AUTHORISED CONTRACTUAL SCHEME | 0 | 1.866.000 | 1.866.000 |
| **D | UBS COMMON CONTRACTUAL FUND | 0 | 2.648 | 2.648 |
| **D | BLACKROCK UCITS CCF | 0 | 199.204 | 199.204 |
| **D | LF WALES PENSION PARTN (WALES PP) ASSET POOLING ACS UMBRELLA | 0 | 3.073.682 | 3.073.682 |
| **D | CLEARWATER INTERNATIONAL FUND | 0 | 81.915 | 81.915 |
| **D | STICHTING BEDRIJFSTAKPENSIOENFONDS VOOR HET LEVENSMIDD | 0 | 311.554 | 311.554 |
| **D | STICHTING BEDRIJFSTAKPENSIOENFONDS ZORGVERZEKERAAARS | 0 | 254.164 | 254.164 |
| **D | STICHTING BEDRIJFSTAKPENSIOENFONDS ZORGVERZEKERAAARS | 0 | 1.210.130 | 1.210.130 |
| **D | STICHTING PENSIOENFONDS ING | 0 | 47.546 | 47.546 |
| **D | ARBEJDSMARKEDETS TILLAEGSPENSION | 0 | 953.820 | 953.820 |
| **D | NORTHERN TRUST UCITS FGR FUND | 0 | 2.699.309 | 2.699.309 |
| **D | ROBECO INSTITUTIONAL UMBRELLA FUND | 0 | 1.338.218 | 1.338.218 |
| **D | UNIVEST | 0 | 707.277 | 707.277 |
| **D | NORTH TR LUX CO I ITS CAP MNGM OF SCHLUM STAFF RET F FCP-SIF | 0 | 345.774 | 345.774 |
| **D | IPM UMBRELLA FUND | 0 | 1.328.288 | 1.328.288 |
| **D | | 0 | 26.809 | 26.809 |

Azionisti:
Azionisti in proprio:

3.152 Teste:
11 Azionisti in delega:

18
3.141

Pagina 71

362

ENEL S.p.A.

Assemblea Ordinaria del 16 maggio 2019

16 maggio 2019 19.35.26

LISTA ESITO DELLE VOTAZIONE


Oggetto: Autorizzazione all'acquisto e alla disposizione di azioni proprie

FAVOREVOLI

| Badge | Ragione Sociale | Proprio | Delega | Totale |
|-------|---|---------|------------|------------|
| **D | MEDIOLANUM GESTIONE FONDI SGR SPA - MED FLESSIBILE FUTURO IT | 0 | 15.000.000 | 15.000.000 |
| **D | MEDIOLANUM GESTIONE FONDI SGR SPA - MED FLESSIBILE SVILUPPO | 0 | 600.000 | 600.000 |
| **D | STG PFDS CORP EXPRESS MANDAAT ALLIANCE CAPITA | 0 | 43.957 | 43.957 |
| **D | STG PFDS ACHMEA MANDAAT BLACKROCK | 0 | 405.345 | 405.345 |
| **D | STICHTING PENSIOENFONDS WOMEN | 0 | 191.797 | 191.797 |
| **D | ST BEW S.A. BEL.POOLS GLOB.EQ. FACTOR FUND | 0 | 160.923 | 160.923 |
| **D | STICHTING J.E. ASR ES G INDEXPLUS INST. FONDSSEN INZAKE EUROPA | 0 | 1.106.023 | 1.106.023 |
| **D | ALLIANZ AZIONI EUROPA | 0 | 470.160 | 470.160 |
| **D | ALLIANZ AZIONI ITALIA ALL STARS | 0 | 3.450.000 | 3.450.000 |
| **D | ALLIANZ GLOBAL STRATEGY 15 | 0 | 22.539 | 22.539 |
| **D | ALLIANZ GLOBAL STRATEGY 30 | 0 | 29.139 | 29.139 |
| **D | ALLIANZ GLOBAL STRATEGY 70 | 0 | 166.212 | 166.212 |
| **D | ALLIANZ ITALIA 50 SPECIAL | 0 | 125.000 | 125.000 |
| **D | CIDEL BANK AND TRUST INC. CIDELPL | 0 | 8.334 | 8.334 |
| **D | CIDEL TRUST COMPANY | 0 | 41.627 | 41.627 |
| **D | AGF EUROPEAN EQUITY FUND | 0 | 234.016 | 234.016 |
| **D | AGF GLOBAL REAL ASSETS FUND | 0 | 156.694 | 156.694 |
| **D | HARMONY OVERSEAS EQUITY POOL | 0 | 44.356 | 44.356 |
| **D | AGF ALL WORLD TAX ADVANTAGE GROUP LIMITED | 0 | 325.654 | 325.654 |
| **D | AGF ALL WORLD TAX ADVANTAGE GROUP LIMITED | 0 | 201.218 | 201.218 |
| **D | AON HEWITT GLOBAL EQUITY FUND | 0 | 175.600 | 175.600 |
| **D | PENSION PLAN FOR EMPLOYEES OF THE BUSINESS DEVELOPMENT BANK OF CANADA | 0 | 182.900 | 182.900 |
| **D | SUPPLEMENTAL RETIREMENT PLAN OF THE BUSINESS DEVELOPMENT BANK OF CANADA | 0 | 20.700 | 20.700 |
| **D | THE CANADA LIFE ASSURANCE COMPANY | 0 | 155.065 | 155.065 |
| **D | COLLEGES OF APPLIED ARTS AND TECHNOLOGY PENSION P | 0 | 1.091.336 | 1.091.336 |
| **D | CARLETON UNIVERSITY RETIREMENT PLAN | 0 | 213.550 | 213.550 |
| **D | ONTARIO POWER GENERATION INC | 0 | 381.380 | 381.380 |
| **D | ACADIAN GLOBAL ALL COUNTRY MANAGED VOLATILITY FUND TRUST | 0 | 2.963 | 2.963 |
| **D | THE ROYAL INST FOR THE ADVANCEMENT OF LEARNING MCGILL UNIVERSITY | 0 | 52.195 | 52.195 |
| **D | RENAISSANCE INTERNATIONAL EQUITY PRIVATE POOL | 0 | 57.854 | 57.854 |
| **D | THE GREAT-WEST LIFE ASSURANCE COMPANY | 0 | 139.654 | 139.654 |
| **D | COUNSEL INTERNATIONAL VALUE | 0 | 8.985 | 8.985 |
| **D | COUNSEL GLOBAL DIVIDEND | 0 | 201.481 | 201.481 |
| **D | COUNSEL DEFENSIVE GLOBAL EQUITY | 0 | 17.406 | 17.406 |
| **D | IMPERIAL TOBACCO PENSION INVESTMENT TRUST FUND | 0 | 124.739 | 124.739 |
| **D | INCO ELECTED MASTER TRUST | 0 | 1.903.348 | 1.903.348 |
| **D | INVESTORS SUMMA GLOBAL SRI FUND | 0 | 240.000 | 240.000 |
| **D | INVESTORS GLOBAL INFRASTRUCTURECLASS | 0 | 382.591 | 382.591 |
| **D | IUOE LOCAL 793 MEMBERS PENSION BENEFITTRUST OF ONTARIO | 0 | 269.666 | 269.666 |
| **D | LONDON LIFE INSURANCE COMPANY | 0 | 1.776.214 | 1.776.214 |
| **D | GLOBAL INFRASTRUCTURE EQUITY FUND LONDON CAPITAL | 0 | 153.420 | 153.420 |
| **D | GLOBAL INFRASTRUCTURE EQUITY FUND | 0 | 237.400 | 237.400 |
| **D | SYMMETRY COMPREHENSIVE EQUITY FUND | 0 | 346.681 | 346.681 |
| **D | MACKENZIE GLOBAL CONCENTRATED EQUITY FUND | 0 | | |

363

Azionisti: 3.152 Teste: 18
 Azionisti in proprio: 11 Azionisti in delega: 3.141



ENEL S.p.A.

Assemblea Ordinaria del 16 maggio 2019

16 maggio 2019 19.35.26

LISTA ESITO DELLE VOTAZIONE

Oggetto: Autorizzazione all'acquisto e alla disposizione di azioni proprie

FAVOREVOLI

| Badge | Ragione Sociale | Proprio | Delega | Totale |
|-------|---|---------|------------|------------|
| **D | MCGILL UNIVERSITY PENSION FUND | 0 | 27.395 | 27.395 |
| **D | 3M CANADA COMPANY MASTER TRUST | 0 | 19.723 | 19.723 |
| **D | MACKENZIE MAXIMUM DIVERS. ALL WORLD DEVELOPED EX NORTH AMERICA IE | 0 | 10.727 | 10.727 |
| **D | MACKENZIE INTERNATIONAL EQUITY INDEX ETF | 0 | 7.190 | 7.190 |
| **D | MACKENZIE INTERNATIONAL EQUITY INDEX ETF | 0 | 2.649 | 2.649 |
| **D | MACKENZIE MAX DIVERSIFICATION DEVELOPED EUR INDEX ETF | 0 | 41.364 | 41.364 |
| **D | MACKENZIE MAX DIVERSIFICATION ALL WORLD DEVELOPED IND ETF | 0 | 222.325 | 222.325 |
| **D | THE GLENORE CANADIAN PENSION FUNDS TRUST-FOREIGN EQUITY FUND | 0 | 1.127.018 | 1.127.018 |
| **D | ONTARIO PENSION BOARD | 0 | 660.780 | 660.780 |
| **D | BMO CANADA PENSION PLAN | 0 | 210.570 | 210.570 |
| **D | PURPOSE INTERNATIONAL DIVIDEND FUND | 0 | 60.300 | 60.300 |
| **D | CC&L GLOBAL EQUITY FUND | 0 | 57.200 | 57.200 |
| **D | CC&L Q GROUP GLOBAL EQUITY FUND | 0 | 17.524 | 17.524 |
| **D | RENAISSANCE GLOBAL EQUITY PRIVATE POOL | 0 | 514.248 | 514.248 |
| **D | TD EMERALD LOW VOLATILITY ALL WORLD EQUITY POOLED FUND TRUST | 0 | 1.979.022 | 1.979.022 |
| **D | TD EMERALD INTERNATIONAL EQUITYINDEX FUND | 0 | 322.387 | 322.387 |
| **D | TD INTERNATIONAL INDEX FUND | 0 | 61.283 | 61.283 |
| **D | TD EUROPEAN INDEX FUND | 0 | 898.200 | 898.200 |
| **D | TD INT STOCK FD-GS TD INTERNATIONAL STOCK FUND | 0 | 8.509 | 8.509 |
| **D | TD INTERNATIONAL EQUITY INDEX ETF | 0 | 3.720.497 | 3.720.497 |
| **D | PUBLIC SECTOR PENSION INVESTMENT BOARD | 0 | 2.322.900 | 2.322.900 |
| **D | IMPERIAL INTERNATIONAL EQUITY POOL | 0 | 229.221 | 229.221 |
| **D | IMPERIAL INTERNATIONAL EQUITY POOL | 0 | 116.866 | 116.866 |
| **D | IMPERIAL INTERNATIONAL EQUITY POOL | 0 | 3.411.044 | 3.411.044 |
| **D | IMPERIAL GLOBAL EQUITY INCOME POOL | 0 | 112.051 | 112.051 |
| **D | IMPERIAL OVERSEAS EQUITY POOL | 0 | 327.557 | 327.557 |
| **D | ONTARIO POWER GENERATION INC | 0 | 303.017 | 303.017 |
| **D | UNIVERSITY OF GUELPH FOREIGN PROPERTY TRUST | 0 | 95.600 | 95.600 |
| **D | UNIVERSITY OF GUELPH | 0 | 95.060 | 95.060 |
| **D | FIRST ASSET MORNINGSTAR INTERNATIONAL VALUE INDEX ETF | 0 | 454.157 | 454.157 |
| **D | THE WAWANESA MUTUAL INSURANCE COMPANY | 0 | 362.466 | 362.466 |
| **D | WINDWISE MSCI EAFE INDEX NON-LENDING, FUND FOR EXEMPT ORG. | 0 | 167.750 | 167.750 |
| **D | CIBC INTERNATIONAL INDEX FUND | 0 | 58.048 | 58.048 |
| **D | CIBC EUROPEAN INDEX FUND | 0 | 36.898 | 36.898 |
| **D | CIBC POOLED INTERNATIONAL EQUITY INDEX FUND | 0 | 205.000 | 205.000 |
| **D | EUROPEAN DIVIDEND GROWTH FUND | 0 | 77.079 | 77.079 |
| **D | RENAISSANCE GLOBAL VALUE FUND | 0 | 34.707 | 34.707 |
| **D | ALLIANZ SUISSE - STRATEGY FUND | 0 | 100.339 | 100.339 |
| **D | PREMIUMMANDAT BALANCE | 0 | 134.568 | 134.568 |
| **D | PREMIUMMANDAT DYNAMIK | 0 | 181.704 | 181.704 |
| **D | ALLIANZ STIFTUNGSFONDS NACHHALTIGKEIT | 0 | 20.438.000 | 20.438.000 |
| **D | ALLIANZ GLOBAL INVESTORS FUND | 0 | 495.826 | 495.826 |
| **D | RP RENDITE PLUS | 0 | 2.043.580 | 2.043.580 |
| **D | AXA WORLD FUNDS | 0 | | |

364

Azionisti: 3.152 Teste: 18
Azionisti in proprio: 11 Azionisti in delega: 141

ENEL S.p.A.

16 maggio 2019 19.35.26

Assemblea Ordinaria del 16 maggio 2019

LISTA ESITO DELLE VOTAZIONE

Oggetto: Autorizzazione all'acquisto e alla disposizione di azioni proprie

FAVOREVOLI

| Badge | Ragione Sociale | Proprio | Delega | Totale |
|-------|--|---------|------------|------------|
| **D | BLACKROCK STRATEGIC FUNDS | 0 | 134.631 | 134.631 |
| **D | BLACKROCK GLOBAL INDEX FUNDS | 0 | 433.753 | 433.753 |
| **D | INDEXIQ | 0 | 403.315 | 403.315 |
| **D | NEXTAM PARTNERS | 0 | 113.096 | 113.096 |
| **D | GOLDMAN SACHS FUNDS | 0 | 3.965.457 | 3.965.457 |
| **D | M&G (LUX) INVESTMENT FUNDS 1 | 0 | 470.369 | 470.369 |
| **D | OSSIAM LUX | 0 | 25.114 | 25.114 |
| **D | GAM STAR (LUX) | 0 | 361.904 | 361.904 |
| **D | INVESTEK GLOBAL STRATEGY FUND | 0 | 7.933.575 | 7.933.575 |
| **D | GIG EUROPEAN LONG SHORT FUND | 0 | 15.332 | 15.332 |
| **D | MAN QUALIFYING INVESTOR FUNDS PLC MAN GLG ELS MASTER QIF | 0 | 81.173 | 81.173 |
| **D | PENARRUBIA FRAGUAS MARIA AMOR | 0 | 0 | 0 |
| 7727 | DEUTSCHE ASSET MANAGEMENT INVESTMENT GMBH ON BEHALF OF DEUTSCHE DCG EQ | 0 | 78.159 | 78.159 |
| DE* | DWS INTERNATIONAL GMBH, FRANKFURT | 0 | 693.859 | 693.859 |
| DE* | DWS INVESTMENT GMBH | 0 | 194.793 | 194.793 |
| DE* | DWS INVESTMENT GMBH ON BEHALF OF DEAM FONDS ZDV | 0 | 119.483 | 119.483 |
| DE* | DWS INVESTMENT GMBH, FRANKFURT | 0 | 7.201.694 | 7.201.694 |
| DE* | DWS INVESTMENT S.A., LUXEMBOURG | 0 | 32.334.805 | 32.334.805 |
| 7731 | BONAFACCIA FAUSTO | 5.868 | 0 | 5.868 |

Totale voti 6.410.026.665
 Percentuale votanti % 98,212842
 Percentuale Capitale % 63,049360

Azionisti: 18
 Azionisti in proprio: 11
 Azionisti in delega: 3.141

365

ENEL S.p.A.

16 maggio 2019 19.35.26

Assemblea Ordinaria del 16 maggio 2019

LISTA ESITO DELLE VOTAZIONE


Oggetto: Autorizzazione all'acquisto e alla disposizione di azioni proprie

CONTRARI

| Badge | Ragione Sociale | Proprio | Delega | Totale |
|-------|--|---------|-----------|-----------|
| 6623 | DORI CARLO | 100 | 0 | 100 |
| 7722 | AGOSTINI ANTONIO | 0 | 0 | 0 |
| **D | UNION INVESTMENT INSTITUTIONAL GMBH | 0 | 211.180 | 211.180 |
| **D | UNION INVESTMENT PRIVATFONDS GMBH | 0 | 750.132 | 750.132 |
| **D | CATHOLIC INVESTOR INTERNATIONAL EQUITY F | 0 | 99.720 | 99.720 |
| **D | BAYVK A1 FONDS | 0 | 4.703.180 | 4.703.180 |
| **D | BAYVK G2 FONDS | 0 | 927.141 | 927.141 |
| **D | BAYVK A4 FONDS | 0 | 746.329 | 746.329 |
| **D | DEKA MASTER HAER I | 0 | 119.584 | 119.584 |
| **D | BAYVK A4 FONDS | 0 | 1.000.000 | 1.000.000 |
| **D | REGARD ACTIONS EURO | 0 | 29.579 | 29.579 |
| **D | FCP GAILLON 130/30 | 0 | 30.000 | 30.000 |
| **D | FCP ES TEMPERE | 0 | 8.000 | 8.000 |
| **D | FCP JET SERVICES | 0 | 10.000 | 10.000 |
| **D | STAUBLI 80 20 CREDIT MUTUEL FCPE | 0 | 10.000 | 10.000 |
| **D | STAUBLI 50 50 CREDIT MUTUEL FCPE | 0 | 10.000 | 10.000 |
| **D | FCP SCORE GALIEN | 0 | 4.000 | 4.000 |
| **D | FCP SCORE AD BESANCON | 0 | 4.000 | 4.000 |
| **D | FCP SCHUCO | 0 | 80.000 | 80.000 |
| **D | FCP MGE DYNAMIQUE EURO | 0 | 7.630 | 7.630 |
| **D | FCP HENKEL DIVERSIFIE N 1 | 0 | 110.000 | 110.000 |
| **D | FCP GROUPE ROCHE | 0 | 7.810 | 7.810 |
| **D | FCP GROUPE FORD FRANCE | 0 | 5.000 | 5.000 |
| **D | FCP GESTION PLACEMENT 1 | 0 | 10.000 | 10.000 |
| **D | 1448 FCPE GE FACTOFRANCE | 0 | 4.000 | 4.000 |
| **D | FCP EPSON FRANCE DIVERSIFIE | 0 | 3.240 | 3.240 |
| **D | FCP DEGUSSA MIXTE | 0 | 8.740 | 8.740 |
| **D | FCP DEGUSSA DYNAMIQUE | 0 | 8.340 | 8.340 |
| **D | 1495 FCP CONTINENTAL | 0 | 8.000 | 8.000 |
| **D | FCP CAPSUGEL | 0 | 2.000 | 2.000 |
| **D | FCP C ET A | 0 | 31.600 | 31.600 |
| **D | 1327 FCP BQUE SCALBERT DUPONT | 0 | 1.500 | 1.500 |
| **D | BALL PACKAGING EUROPE | 0 | 123.269 | 123.269 |
| **D | FCPE AREVA ACTIONS | 0 | 5.070 | 5.070 |
| **D | FCP AMORA MAILLE DIVERSIFIE | 0 | 8.856 | 8.856 |
| **D | ACM ACTIONS PLUS | 0 | 8.516 | 8.516 |
| **D | ACM ACTIONS | 0 | 4.000 | 4.000 |
| **D | FCP TVN 2018 | 0 | 10.000 | 10.000 |
| **D | FCP SCORE SIGMA | 0 | 10.000 | 10.000 |
| **D | FCPE COFACE | 0 | 824 | 824 |
| **D | FCPE LAGARDERE PUBLICITE AUDIO | 0 | 8.000 | 8.000 |
| **D | FCP PACGH FINANCE | 0 | 12.000 | 12.000 |
| **D | BARCLAYS FRANCE 30-70 | 0 | 4.000 | 4.000 |
| **D | SCORE CAIUS | 0 | 4.000 | 4.000 |

Azionisti: 124 Teste: 2
Azionisti in proprio: 1 Azionisti in delega: 123

346



Assemblea Ordinaria del 16 maggio 2019

16 maggio 2019 19.35.26

LISTA ESITO DELLE VOTAZIONE

Oggetto: Autorizzazione all'acquisto e alla disposizione di azioni proprie

CONTRARI

| Badge | Ragione Sociale | Proprio | Delega | Totale |
|-------|---|---------|-----------|-----------|
| **D | FCP SEQUOIA | 0 | 10.000 | 10.000 |
| **D | FCP SCORE IMPALA | 0 | 4.000 | 4.000 |
| **D | FCP OFFENSIF AIR LIQUIDE EXPANS | 0 | 15.471 | 15.471 |
| **D | FCP ASSOC GROUPE SAINT SAUVEUR | 0 | 5.000 | 5.000 |
| **D | FCP PYRENEES GLOBAL | 0 | 11.736 | 11.736 |
| **D | FCP SCORE 2012 | 0 | 3.080 | 3.080 |
| **D | BOILERMAKER BLACKSMITH NATIONAL PENSION | 0 | 183.478 | 183.478 |
| **D | STICHTING PENSIOENFONDS MEDISCH SPECIALI | 0 | 110.282 | 110.282 |
| **D | GVV POOLFONDS PAL | 0 | 291.320 | 291.320 |
| **D | GVV POOLFONDS VOL AG I | 0 | 168.593 | 168.593 |
| **D | STICHTING PENSIOENFONDS VOOR HUISARTSEN | 0 | 336.032 | 336.032 |
| **D | CITY OF PHILADELPHIA PUBLIC EMPLOYEES RETIREMENT SYSTEM | 0 | 435.140 | 435.140 |
| **D | THE PENS PL OF THE UNITED CHURCH OF CAN | 0 | 134.300 | 134.300 |
| **D | VILLIERS DIVERSIFIE BNP PAM | 0 | 1.735.020 | 1.735.020 |
| **D | CPR AM | 0 | 1.647.685 | 1.647.685 |
| **D | FCP VILLIERS ACTIONS EDRAM | 0 | 1.500.000 | 1.500.000 |
| **D | FCP VILLIERS ACTIONS EUROPE SYST AGI | 0 | 1.034.633 | 1.034.633 |
| **D | FCP VILLIERS DIVERSIFIE AGI | 0 | 14.712 | 14.712 |
| **D | FCP UNION LONG SHORT EUROPE | 0 | 119.859 | 119.859 |
| **D | FCP GAILLON SECTORIEL | 0 | 917.760 | 917.760 |
| **D | FCP CM-CIC EURO ACTIONS | 0 | 1.565.712 | 1.565.712 |
| **D | UNION EUROPE VALUE | 0 | 1.918.000 | 1.918.000 |
| **D | FCP UNION EUROPE | 0 | 226.649 | 226.649 |
| **D | CM EUROPE ACTIONS | 0 | 2.000 | 2.000 |
| **D | IRONWOMAN | 0 | 1 | 1 |
| **D | WEST YORKSHIRE PENSION FUND | 0 | 12.766 | 12.766 |
| **D | CEMEX UK PENSION FUND PENSIONS DEPARTMENT | 0 | 1.980.172 | 1.980.172 |
| **D | IOWA PUBLIC EMPLOYEES RETIREMENT SYSTEM | 0 | 97.576 | 97.576 |
| **D | UPMC BMO FCP | 0 | 218.025 | 218.025 |
| **D | EMPLOYEES RTIREMENT TRUST OF BANK OF MONTREAL HARRIS | 0 | 185.400 | 185.400 |
| **D | NYFF FIDELITY | 0 | 481.205 | 481.205 |
| **D | MI FONDS K10 SPK | 0 | 173.192 | 173.192 |
| **D | MI FONDS K11 SPK | 0 | 209.097 | 209.097 |
| **D | MI FONDS K12 SPK | 0 | 170.800 | 170.800 |
| **D | MGOF LSV INTL LCV | 0 | 81.472 | 81.472 |
| **D | CZ AANDELEN SSGA | 0 | 810.100 | 810.100 |
| **D | NEFF LSV ASSET MGMT | 0 | 103.994 | 103.994 |
| **D | UPMC BMO PENSION | 0 | 90.596 | 90.596 |
| **D | UPMC BMO | 0 | 44.470 | 44.470 |
| **D | SEI INVESTMENTS EUROPE LIMITED | 0 | 428.397 | 428.397 |
| **D | SEI GLOBAL MASTER FUND PLC | 0 | 233.136 | 233.136 |
| **D | SEI GLOBAL INVESTMENT FUND PLC | 0 | 175.902 | 175.902 |
| **D | BROWN BROTHERS HARRIMAN TRUSTE | 0 | | |

Azionisti:
Azionisti in proprio:

124 Teste:
1 Azionisti in delega:

Pagina 76



367

ENEL S.p.A.

Assemblea Ordinaria del 16 maggio 2019

16 maggio 2019 19.35.26

LISTA ESITO DELLE VOTAZIONE

Oggetto: Autorizzazione all'acquisto e alla disposizione di azioni proprie

CONTRARI

| Badge | Ragione Sociale | Proprio | Delega | Totale |
|-------|---|---------|-----------|-----------|
| **D | BROWN BROTHERS HARRIMAN | 0 | 315.155 | 315.155 |
| **D | A.A. - GROUPAMA - ISR | 0 | 957.175 | 957.175 |
| **D | CAVEC GROUPAMA DIVERSIFIE | 0 | 272.729 | 272.729 |
| **D | PORT ROYAL EQUILIBRE | 0 | 178.173 | 178.173 |
| **D | ARIA | 0 | 13.141 | 13.141 |
| **D | FAGUS | 0 | 757.270 | 757.270 |
| **D | ALLOE INDIANA | 0 | 184.587 | 184.587 |
| **D | AGRICA TACTIQUE G | 0 | 166.728 | 166.728 |
| **D | EURO CAPITAL DURABLE | 0 | 1.503.613 | 1.503.613 |
| **D | MONDE GAN | 0 | 76.283 | 76.283 |
| **D | GROUPAMA ASSET MANAGEMENT | 0 | 369.569 | 369.569 |
| **D | GROUPAMA EUROPE EQUITIES | 0 | 85.961 | 85.961 |
| **D | UNION INVESTMENT LUXEMBOURG SA | 0 | 4.222.580 | 4.222.580 |
| **D | BRICKLAYERS + TROWEL TRADES INTERNATIONAL PENSION FUND | 0 | 126.500 | 126.500 |
| **D | UNITED FOOD + COMMERCIAL WORKERS FOR EMPLOYEES | 0 | 125.600 | 125.600 |
| **D | BMO DISCIPLINED INTERNATIONAL EQUITY FUND | 0 | 305.190 | 305.190 |
| **D | GLOBAL LOW VOLATILITY EQUITY FUND, LLC | 0 | 97.623 | 97.623 |
| **D | BMO MSCI EAFE INDEX ETF | 0 | 1.075.518 | 1.075.518 |
| **D | BMO MSCI EAFE VALUE INDEX ETF | 0 | 4.271 | 4.271 |
| **D | BMO UCITS ETF ICAV | 0 | 238.611 | 238.611 |
| **D | BMO GLOBAL LOW VOLATILITY EQUITY FUND | 0 | 115.195 | 115.195 |
| **D | BMO ALTERNATIVE STRATEGIES FUND | 0 | 34.227 | 34.227 |
| **D | STICHTING PENSIOENFONDS WERK- EN (RE) INTEGRATIE | 0 | 1.047.920 | 1.047.920 |
| **D | BMO INVESTMENTS (IRELAND) PLC | 0 | 160.359 | 160.359 |
| **D | METZLER ASSET MANAGEMENT GMBH FOR MI-FONDS 415 | 0 | 585.160 | 585.160 |
| **D | BMO GLOBAL GROWTH + INCOME FUND | 0 | 690.065 | 690.065 |
| **D | BMO INTERNATIONAL EQUITY FUND | 0 | 673.159 | 673.159 |
| **D | BMO GLOBAL LONG/SHORT EQUITY FUND | 0 | 18.268 | 18.268 |
| **D | FORTRESS INTERNATIONAL EQUITY PARTNERSHIP "C" | 0 | 136.277 | 136.277 |
| **D | STICHTING PENSIOENFONDS APF | 0 | 722.420 | 722.420 |
| **D | SYKHEJELPS-OG PENSJONSORDNING FOR LEGER (SOP) | 0 | 13.556 | 13.556 |
| **D | TAYSIDE PENSION FUND | 0 | 664.690 | 664.690 |
| **D | MERSEYSIDE PENSION FUND | 0 | 1.354.455 | 1.354.455 |
| **D | STICHTING DELA DEPOSITARY AND MANAGEMENT | 0 | 430.021 | 430.021 |
| **D | STICHTING BEDRIJFSTAKPENSIOENFONDS VOOR DE DETAILHANDEL | 0 | 2.546.711 | 2.546.711 |
| **D | STICHTING PENSIOENFONDS PGB UBS- MSCI EUROPE EQUITY PASSIVE | 0 | 3.981.364 | 3.981.364 |
| **D | STICHTING PENSIOENFONDS PGB UBS- GLOBAL EQUAL WEIGHTED EQUITY | 0 | 190.443 | 190.443 |
| **D | STICHTING PENSIOENFONDS PGB | 0 | 1.271.182 | 1.271.182 |
| **D | BMO PRIVATE INTERNATIONAL EQUITY PORTFOLIO | 0 | 2.432.315 | 2.432.315 |

Totale voti 56.676.167
 Percentuale votanti % 0,868378
 Percentuale Capitale % 0,557470

Azionisti: 124 Teste: 1
 Azionisti in proprio: 1 Azionisti in delega:



ENEL S.p.A.

LISTA ESITO DELLE VOTAZIONE

Oggetto: **Autorizzazione all'acquisto e alla disposizione di azioni proprie**

CONTRARI

| Badge | Ragione Sociale | Proprio | Delega | Totale |
|-------|-----------------|---------|--------|--------|
|-------|-----------------|---------|--------|--------|

(A large diagonal line is drawn across the table area, indicating no data is present.)

36P



124 Teste:
 1 Azionisti in delega.

Azionisti:
 Azionisti in proprio:


LISTA ESITO DELLE VOTAZIONE

Oggetto: Autorizzazione all'acquisto e alla disposizione di azioni proprie

ASTENUTI

| Badge | Ragione Sociale | Proprio | Delega | Totale |
|------------------------------|---|------------------|-----------|-----------|
| 6166 | RUIZ BAUTISTA OLAYA CARLOTA | 0 | 10 | 10 |
| 6600 | ROTTERS STEPHAN SEBASTIAN | 0 | 0 | 0 |
| DE* | GRASSROOTS FOUNDATION GMBH | 0 | 10 | 10 |
| 6602 | CHIURAZZI LUIGI | 23.357 | 0 | 23.357 |
| 6723 | CECCARELLI CLAUDIO | 1.131 | 0 | 1.131 |
| 7627 | TRICARICO ANTONIO | 0 | 0 | 0 |
| DE* | RE:COMMON | 0 | 5 | 5 |
| 7639 | ORTIZ ORTIZ ANGELICA PATRICIA | 0 | 5 | 5 |
| 7659 | TAGLIERI FILIPPO MARIA | 0 | 10 | 10 |
| 7722 | AGOSTINI ANTONIO | 0 | 0 | 0 |
| **D | CHALLENGE FUNDS CHALLENGE ITALIAN EQUITY | 0 | 3.300.000 | 3.300.000 |
| **D | SANLAM UNIVERSAL FUNDS PLC | 0 | 11.150 | 11.150 |
| **D | MEDIOLANUM BEST BRANDS | 0 | 1.308.789 | 1.308.789 |
| **D | CHALLENGE FUNDS | 0 | 1.707.501 | 1.707.501 |
| **D | MEDIOLANUM SPEC SICAV-SIF EQUITY INCOME | 0 | 75.000 | 75.000 |
| **D | CENTRE GLOBAL INFRASTRUCTURE FUND | 0 | 27.200 | 27.200 |
| **D | EPSILON SGR - EPSILON MULTIASSET VALORE GLOBALE MARZO 2022 | 0 | 49.395 | 49.395 |
| **D | EPSILON SGR - EPSILON MULTIASSET 3 ANNI MARZO 2020 | 0 | 7.733 | 7.733 |
| **D | EPSILON SGR - MULTIASSET VALORE GLOBALE 09/2021 | 0 | 105.047 | 105.047 |
| **D | EPSILON SGR - EPSILON MULTIASSET 3 ANNI DICEMBRE 2019 | 0 | 15.095 | 15.095 |
| **D | EPSILON SGR - MULTIASSET VALORE GLOBALE 12/2021 | 0 | 94.877 | 94.877 |
| **D | EPSILON SGR - EPSILON QVALUE | 0 | 36.444 | 36.444 |
| **D | EPSILON SGR - EPSILON ORETURN | 0 | 145.303 | 145.303 |
| **D | EPSILON SGR - EPSILON DLONGRUN | 0 | 2.028 | 2.028 |
| **D | EPSILON SGR - EPSILON OREQUITY | 0 | 23.687 | 23.687 |
| **D | EPSILON SGR - EPSILON ALLOCAZIONE TATTICA SETTEMBRE 2019 | 0 | 24.457 | 24.457 |
| **D | EPSILON SGR - EPSILON ALLOCAZIONE TATTICA GIUGNO 2020 | 0 | 31.916 | 31.916 |
| **D | EPSILON SGR - EPSILON ALLOCAZIONE TATTICA NOVEMBRE 2019 | 0 | 15.955 | 15.955 |
| **D | EPSILON SGR - EPSILON ALLOCAZIONE TATTICA FEBBRAIO 2020 | 0 | 35.315 | 35.315 |
| **D | EPSILON SGR - EPSILON ALLOCAZIONE TATTICA APRILE 2020 | 0 | 47.265 | 47.265 |
| **D | EPSILON SGR - EPSILON FLESSIBILE AZIONI EURO SETTEMBRE 2020 | 0 | 204.973 | 204.973 |
| **D | EPSILON SGR - EPSILON FLESSIBILE AZIONI EURO NOVEMBRE 2020 | 0 | 148.905 | 148.905 |
| **D | EPSILON SGR - EPSILON FLESSIBILE AZIONI EURO FEBBRAIO 2021 | 0 | 44.786 | 44.786 |
| **D | EPSILON SGR - EPSILON FLESSIBILE AZIONI EURO APRILE 2021 | 0 | 18.596 | 18.596 |
| **D | EPSILON SGR - EPSILON FLESSIBILE AZIONI EURO MAGGIO 2020 | 0 | 10.059 | 10.059 |
| **D | EPSILON SGR - EPSILON MULTIASSET 3 ANNI MAGGIO 2020 | 0 | 89.491 | 89.491 |
| **D | EPSILON SGR - EPSILON MULTIASSET VALORE GLOBALE MAGGIO 2022 | 0 | 4.984 | 4.984 |
| **D | EPSILON SGR - EPSILON MULTIASSET 3 ANNI LUGLIO 2020 | 0 | 71.325 | 71.325 |
| **D | EPSILON SGR - EPSILON MULTIASSET VALORE GLOBALE LUGLIO 2022 | 0 | 242.606 | 242.606 |
| **D | EPSILON SGR - EPSILON MULTIASSET VALORE GLOBALE GIUGNO 2021 | 0 | 12.916 | 12.916 |
| **D | EPSILON ORETURN | 0 | 0 | 0 |
| Totale voti | | 7.937.326 | | |
| Percentuale votanti % | | 0,121614 | | |

Azionisti:
Azionisti in proprio: 37Teste: 8
Azionisti in delega: 2


ENEL S.p.A.

16 maggio 2019 19.35.26

Assemblea Ordinaria del 16 maggio 2019

LISTA ESITO DELLE VOTAZIONE
Oggetto: Autorizzazione all'acquisto e alla disposizione di azioni proprie

ASTENUTI


| Badge | Ragione Sociale | Proprio | Delega | Totale |
|------------------------|-----------------|---------|--------|--------|
| Percentuale Capitale % | 0,078072 | | | |

358



Pagina 80

Azionisti in proprio: 37
Azionisti in delega: 2
Teste: 2



ENEL S.p.A.

16 maggio 2019 19.35.26

Assemblea Ordinaria del 16 maggio 2019

LISTA ESITO DELLE VOTAZIONE

Oggetto: Autorizzazione all'acquisto e alla disposizione di azioni proprie

NON VOTANTI

| Badge | Ragione Sociale | Proprio | Delega | Totale |
|-------|--|-----------|------------|------------|
| 7722 | AGOSTINI ANTONIO | 0 | 0 | 0 |
| **D | PRAMERICA SICAV ITALIAN EQUITIES | 1.800.000 | 1.800.000 | 1.800.000 |
| **D | PRAMERICA SICAV EURO EQUITY | 0 | 600.000 | 600.000 |
| **D | BANCOPOSTA AZ INTERNAZIONALE | 0 | 781.500 | 781.500 |
| **D | BANCOPOSTA MIX 1 | 0 | 221.400 | 221.400 |
| **D | BANCOPOSTA MIX 2 | 0 | 493.400 | 493.400 |
| **D | BANCOPOSTA MIX 3 | 0 | 712.100 | 712.100 |
| **D | BANCOPOSTA AZIONARIO EURO | 0 | 357.779 | 357.779 |
| **D | BANCOPOSTA ORIZZONTE REDDITO/BANCOPOSTA FONDI SPA | 0 | 108.464 | 108.464 |
| **D | INTERFUND SICAV INTERFUND EQUITY ITALY | 0 | 455.000 | 455.000 |
| **D | FIDEURAM ASSET MANAGEMENT (IRELAND) FONDITALIA EQUITY ITALY | 0 | 11.034.000 | 11.034.000 |
| **D | AMUNDI SGR SPA / OBBLIGAZIONARIO PIU` A DIS TRIBUZIONE | 0 | 432.960 | 432.960 |
| **D | AMUNDI SGR SPA / AMUNDI RISPARMIO ITALIA | 0 | 1.782.202 | 1.782.202 |
| **D | AMUNDI SGR SPA - AMUNDI DIVIDENDO ITALIA | 0 | 1.530.000 | 1.530.000 |
| **D | AMUNDI SGR SPA - AMUNDI OBIETTIVO RISPARMIO 2022 | 0 | 9.937 | 9.937 |
| **D | AMUNDI SGR SPA - AMUNDI OBIETTIVO RISPARMIO 2022 DUE | 0 | 9.149 | 9.149 |
| **D | AMUNDI SGR SPA - AMUNDI OBIETTIVO RISPARMIO 2022 TRE | 0 | 8.188 | 8.188 |
| **D | AMUNDI SGR SPA - AMUNDI OBIETTIVO RISPARMIO 2022 QUATTRO | 0 | 7.668 | 7.668 |
| **D | AMUNDI SGR SPA - AMUNDI OBIETTIVO CRESCITA 2022 | 0 | 38.840 | 38.840 |
| **D | AMUNDI SGR SPA - AMUNDI OBIETTIVO CRESCITA 2022 DUE | 0 | 39.467 | 39.467 |
| **D | FIDEURAM INVESTIMENTI SGR - FIDEURAM ITALIA | 0 | 312.000 | 312.000 |
| **D | FIDEURAM INVESTIMENTI SGR - PIANO AZIONI ITALIA | 0 | 7.125.000 | 7.125.000 |
| **D | FIDEURAM INVESTIMENTI SGR - PIANO BILANCIATO ITALIA 50 | 0 | 1.912.000 | 1.912.000 |
| **D | FIDEURAM INVESTIMENTI SGR - PIANO BILANCIATO ITALIA 30 | 0 | 157.000 | 157.000 |
| **D | EURIZON CAPITAL SGR - EURIZON TOP SELECTION DICEMBRE 2022 | 0 | 764.989 | 764.989 |
| **D | EURIZON CAPITAL SGR - EURIZON TOP SELECTION MARZO 2023 | 0 | 346.471 | 346.471 |
| **D | EURIZON CAPITAL SGR - EURIZON PIR ITALIA AZIONI | 0 | 380.153 | 380.153 |
| **D | EURIZON CAPITAL SGR - GLOBAL MULTIASSET SELECTION 09/2022 | 0 | 104.800 | 104.800 |
| **D | EURIZON CAPITAL SGR - EURIZON TOP SELECTION GENNAIO 2023 | 0 | 121.398 | 121.398 |
| **D | EURIZON CAPITAL SGR - EURIZON AZIONI ITALIA | 0 | 3.825.865 | 3.825.865 |
| **D | EURIZON CAPITAL SGR - EURIZON RENDITA | 0 | 104.910 | 104.910 |
| **D | EURIZON CAPITAL SGR - EURIZON AZIONI AREA EURO | 0 | 193.231 | 193.231 |
| **D | EURIZON CAPITAL SGR - DEFENSIVE TOP SELECTION 12/2023 | 0 | 12.029 | 12.029 |
| **D | EURIZON CAPITAL SGR - DEFENSIVE TOP SELECTION PRUDENTE 12/23 | 0 | 1.617 | 1.617 |
| **D | EURIZON CAPITAL SGR - TOP SELECTION CRESCITA DICEMBRE 2023 | 0 | 7.572 | 7.572 |
| **D | EURIZON CAPITAL SGR - TOP SELECTION PRUDENTE MARZO 2024 | 0 | 3.154 | 3.154 |
| **D | EURIZON CAPITAL SGR - TOP SELECTION EQUILIBRIO MARZO 2024 | 0 | 14.165 | 14.165 |
| **D | EURIZON CAPITAL SGR - TOP SELECTION CRESCITA MARZO 2024 | 0 | 11.810 | 11.810 |
| **D | EURIZON CAPITAL SGR - DEFENSIVE TOP SELECTION MARZO 2024 | 0 | 19.444 | 19.444 |
| **D | EURIZON CAPITAL SGR - EURIZON MULTIASET TREND 12/2022 | 0 | 10.272 | 10.272 |
| **D | EURIZON CAPITAL SGR - EURIZON TOP SELECTION MAGGIO 2023 | 0 | 327.988 | 327.988 |
| **D | EURIZON CAPITAL SGR - EURIZON TOP SELECTION LUGLIO 2023 | 0 | 91.474 | 91.474 |
| **D | EURIZON CAPITAL SGR - DEFENSIVE TOP SELECTION LUGLIO 2023 | 0 | 49.967 | 49.967 |

Azionisti:
Azionisti in proprio:

56 Teste:
0 Azionisti in delega:

1
56

352

LISTA ESITO DELLE VOTAZIONE

Oggetto: Autorizzazione all'acquisto e alla disposizione di azioni proprie

NON VOTANTI

| Badge | Ragione Sociale | Proprio | Delega | Totale |
|-------|---|---------|-----------|-----------|
| **D | EURIZON CAPITAL SGR - EURIZON TOP SELECTION SETTEMBRE 2023 | 0 | 66.141 | 66.141 |
| **D | EURIZON CAPITAL SGR - DEFENSIVE TOP SELECTION OTTOBRE 2023 | 0 | 39.345 | 39.345 |
| **D | EURIZON CAPITAL SGR - EURIZON TOP SELECTION DICEMBRE 2023 | 0 | 31.977 | 31.977 |
| **D | EURIZON CAPITAL SGR - TOP SELECTION PRUDENTE MAGGIO 2024 | 0 | 4.278 | 4.278 |
| **D | EURIZON CAPITAL SGR - TOP SELECTION EQUILIBRIO MAGGIO 2024 | 0 | 11.402 | 11.402 |
| **D | EURIZON CAPITAL SGR - TOP SELECTION CRESCITA MAGGIO 2024 | 0 | 15.146 | 15.146 |
| **D | EURIZON CAPITAL SGR - EURIZON DISCIPLINA GLOBALE MARZO 2024 | 0 | 23.476 | 23.476 |
| **D | EURIZON CAPITAL SGR - EURIZON PROGETTO ITALIAIA 70 | 0 | 3.129.747 | 3.129.747 |
| **D | EURIZON CAPITAL SGR - EURIZON PROGETTO ITALIAIA 40 | 0 | 3.149.923 | 3.149.923 |
| **D | EIS PB EQUITY EUR | 0 | 2.389.477 | 2.389.477 |
| **D | ISE - GLOBAL DIVERSIFIED ALLOCATION - 02/2015 | 0 | 1.262.476 | 1.262.476 |
| **D | EURIZON STARS FUND | 0 | 2.439.721 | 2.439.721 |
| **D | EUF - FLEXIBLE BETA TOTAL RETURN | 0 | 2.868.553 | 2.868.553 |
| **D | EIS - EURO EQUITY INSURANCE CAPITAL LIGHT | 0 | 277.386 | 277.386 |

Totale voti 52.028.411

Percentuale votanti % 0,797166

Percentuale Capitale % 0,511754

353