

# Fiera Milano Group

Mid & Small in Milan 2019

Milan, 19 November 2019



**FIERA MILANO**



# Index

- 1.0 Group overview
- 2.0 Strategic Plan 2018–2022
- 3.0 Financial overview
- 4.0 Closing remarks





1.0

# Group overview

Fiera Milano is the market leader in Italy and one of the world's leading operators across the entire value chain of the exhibition industry



FIERA MILANO



1.1

## An integrated business model

### Italian Exhibitions

Fiera Milano organises proprietary exhibitions providing exhibition space and services directly to exhibitors; it also uses exhibition sites to host exhibitions for third parties

### Congresses

Management of one of most modern convention centre in Europe and the only one capable of hosting up to 18,000 delegates

### Hospitality

Assisting its customers travel arrangements through accommodation services, site location, flight tickets, Visa procedures, transfers, train tickets

### Stand fitting services

Concept design & engineering, exhibitions & booths, including shell scheme area, lounges, public space and outdoor structures

### Media

Online and offline content and publishing services, management courses, event organisation

### Foreign Exhibitions

Outside domestic market, organiser of exhibitions in Brazil, South Africa and China



**FIERA MILANO**



1.2

## Fiera Milano highlights

**399,000 sqm**

**Gross Exhibition  
Capacity**

345,000 sqm **fieramilano**  
54,000 sqm **fieramilanocity**

**1,972,175 sqm**

**Net Exhibition  
Space Occupied**

of which 466,795 sqm  
abroad

**79**

**Exhibitions**

of which 27  
abroad

**35,615**

**Exhibitors**

of which 7,750  
abroad

**169**

**Congresses**

271,246  
participants

**360,000 sqm**

**Stand fitted and  
furnished**

**10 (570,000 copies)**

**Number of technical  
publications**

**12**

**Number of  
publishing portal**

**127**

**Number of  
training events**

**696**

**Group permanent  
employees**

of which 97 abroad

**247 million**

**Consolidated  
revenues**

**31.9 million**

**Consolidated EBITDA**

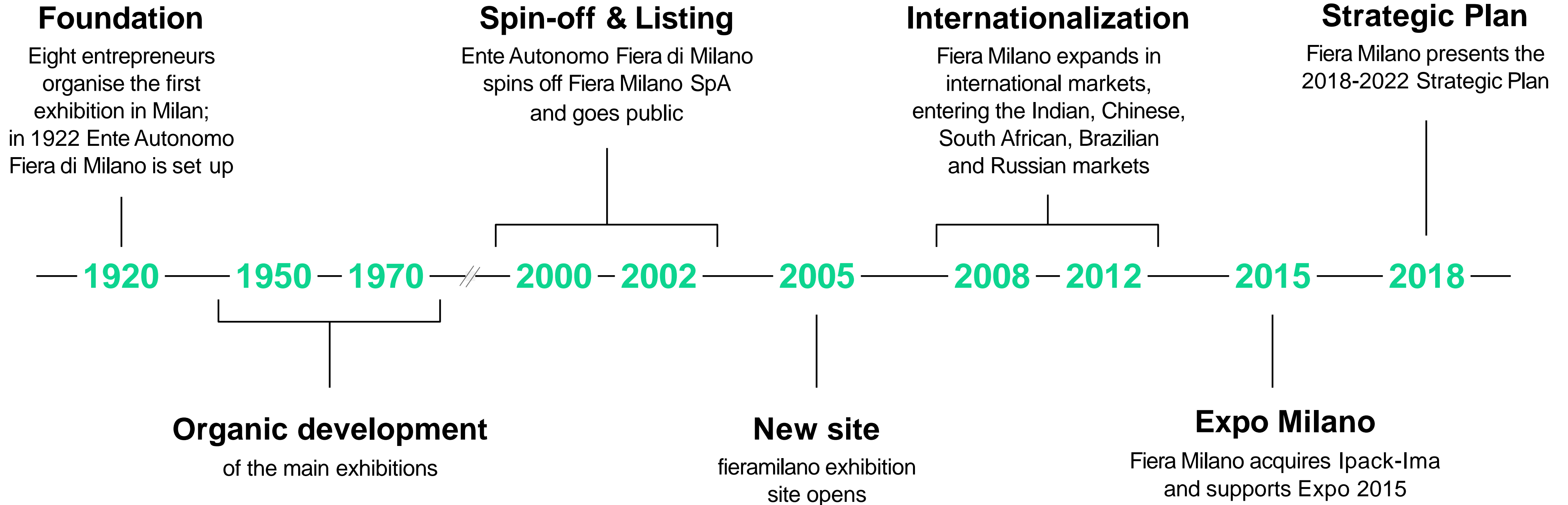
Figures refer to FY2018



**FIERA MILANO**



# Key milestones of Fiera Milano Group to date





1.4

## Strong position worldwide

The number one exhibition entity in Italy and one of the main exhibition entities worldwide in terms of gross indoor exhibition space



FIERA MILANO

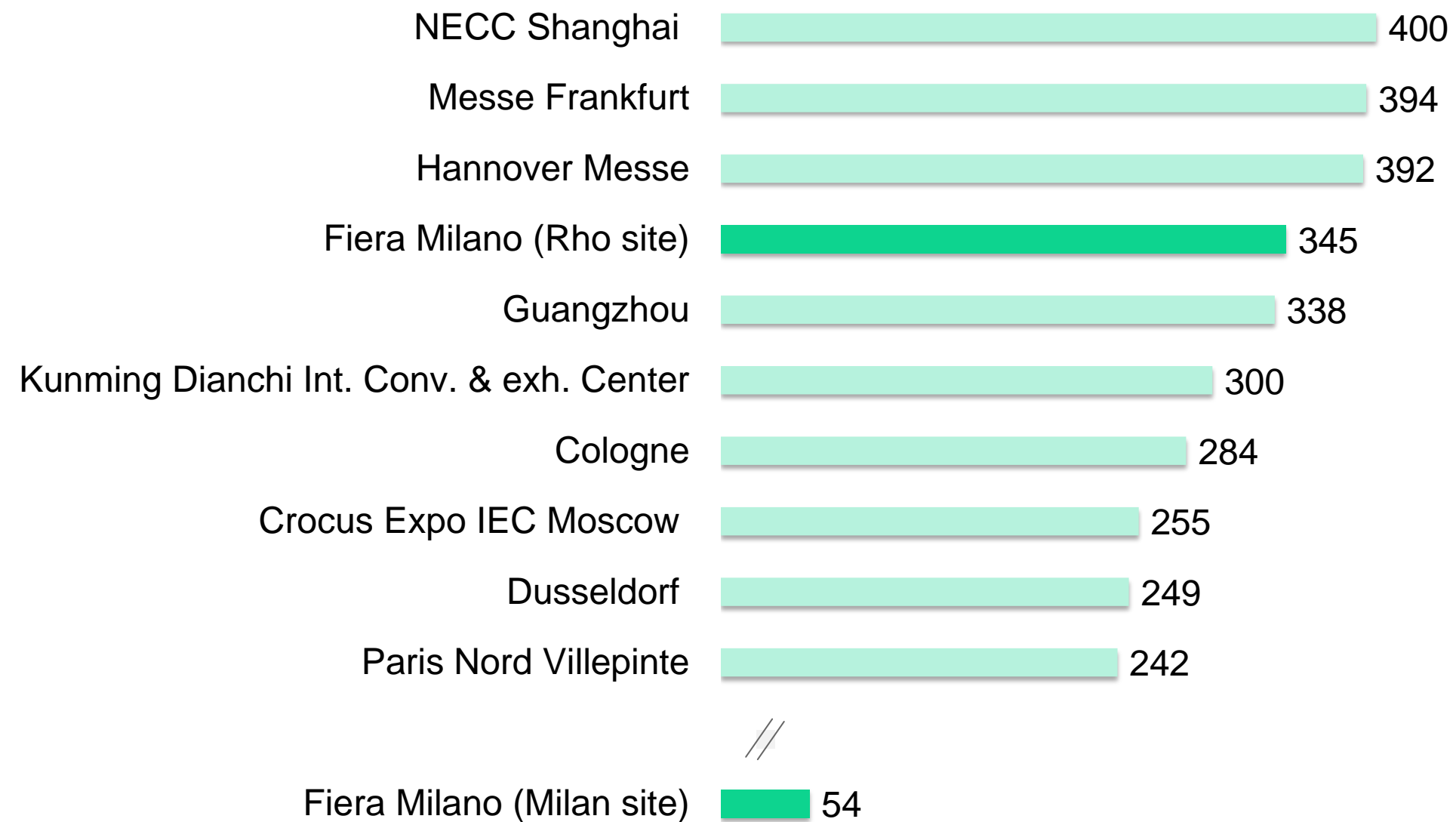


1.5

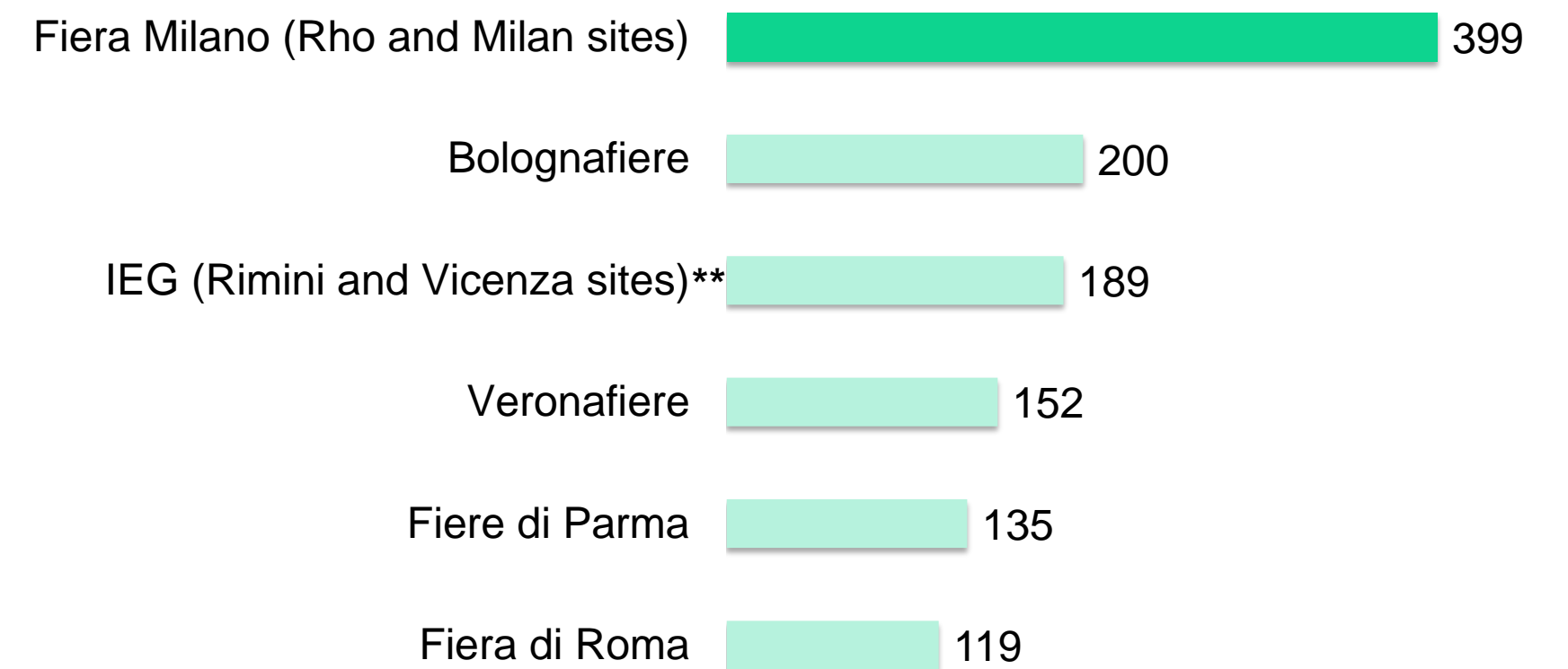
## Strong position worldwide

### Top exhibition sites worldwide\*

('000 sqm)



### Top exhibition companies in Italy \* ('000 sqm)



\* Source: AUMA - 1 January 2019

\*\* Company data





1.6

## Italian exhibitions portfolio: main events

Exhibition	Industry	Frequency	Sq. Meters	Number of exhibitors
Salone del Mobile / Euroluce / Workplace 3.0	Furniture and furnishing	Annual/Biennial	216,705	1,410
HOST	Horeca	Biennial	137,005	2,060
The Innovation Alliance	Processing and packaging machinery	Multi-year	136,435	2,515
The MICAM (Spring and Autumn)	Textile, clothing & accessories	Biannual	123,835	2,585
EMO	Industrial machinery	Multi-year	116,995	1,540
Mostra Convegno Expocomfort	Building and related furniture	Biennial	115,400	1,570
HOMI (I and II semester)	Homeware and gift	Biannual	112,875	2,245
ITMA	Textile machinery	Multi-year	109,570	1,690
Eicma Moto	Vehicles and related equipment	Annual	101,770	560
Lineapelle (I and II semester)	Leather	Biannual	98,760	2,265
Tuttofood	Food	Biennial	64,130	1,395
Artigiano in fiera	Art and crafted products	Annual	59,170	1,540

\* Data based on most recent exhibitions hosted prior to 30 June 2019



**FIERA MILANO**

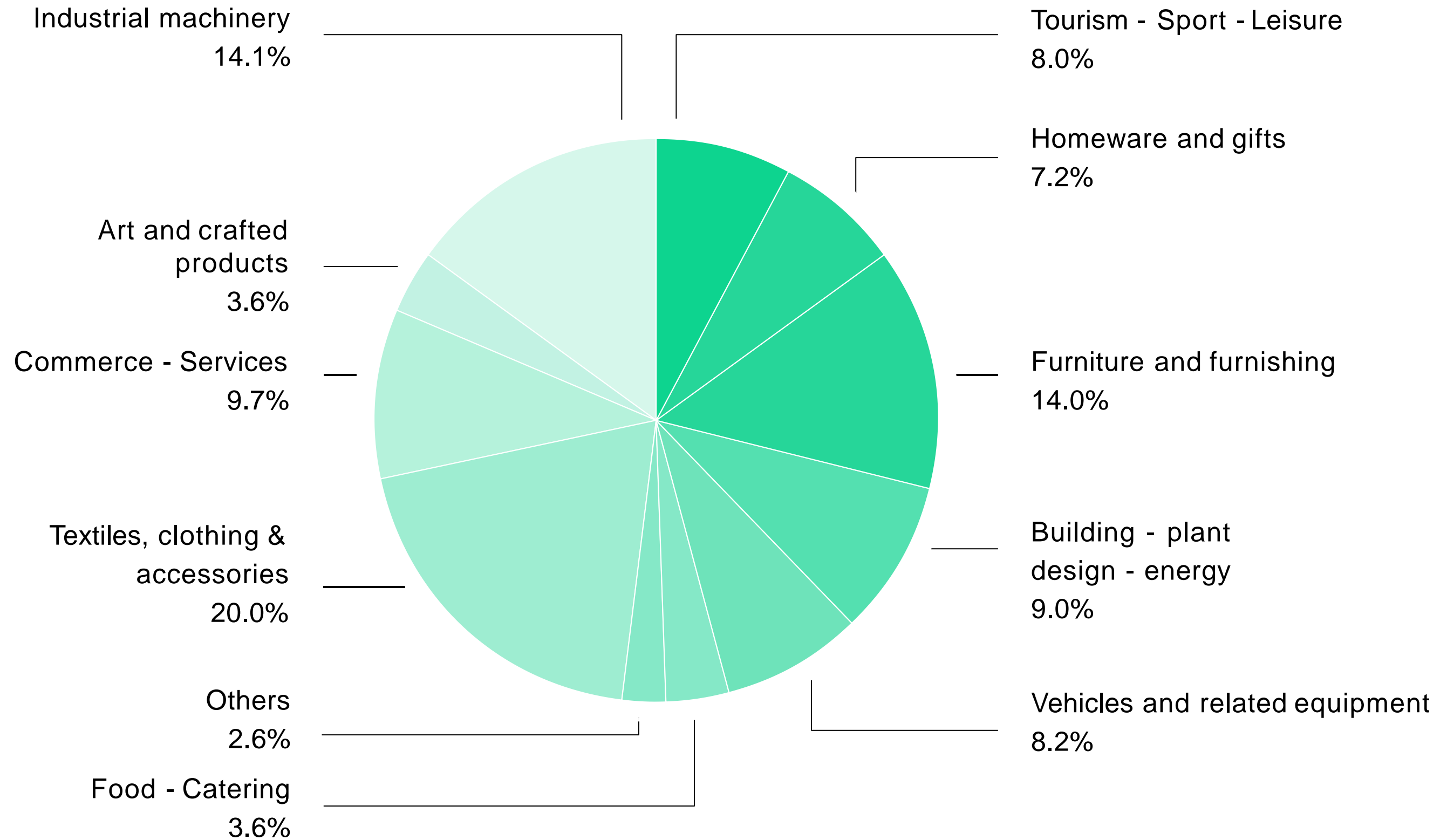


1.7

## Exhibition portfolio

A well diversified  
**PORTFOLIO OF EXHIBITIONS**,  
almost entirely B2B

The Group is strong in  
**DYNAMIC MARKETS** (with sound  
growth expectations and where  
the “Made in Italy” label has appeal)



Figures refer to net exhibition space rented out in Italy (average 2016-2018)

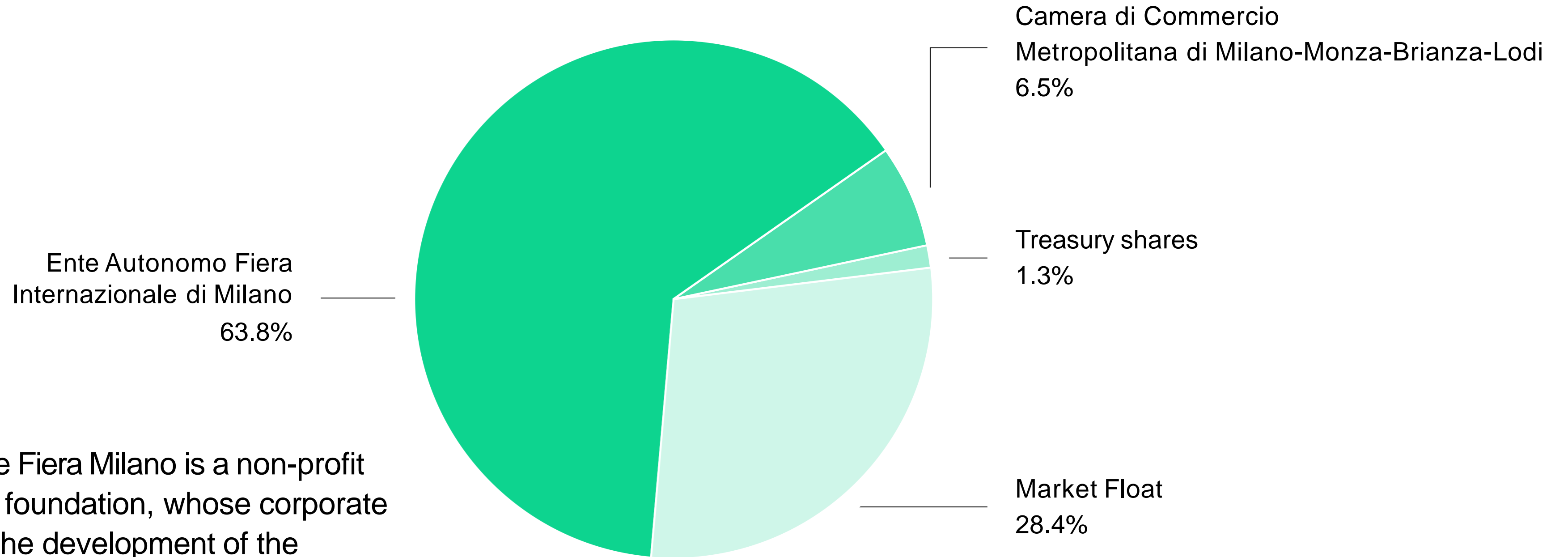


**FIERA MILANO**



1.8

## Shareholder structure



Fondazione Fiera Milano is a non-profit private law foundation, whose corporate mission is the development of the exhibition sector in Italy and abroad



1.9

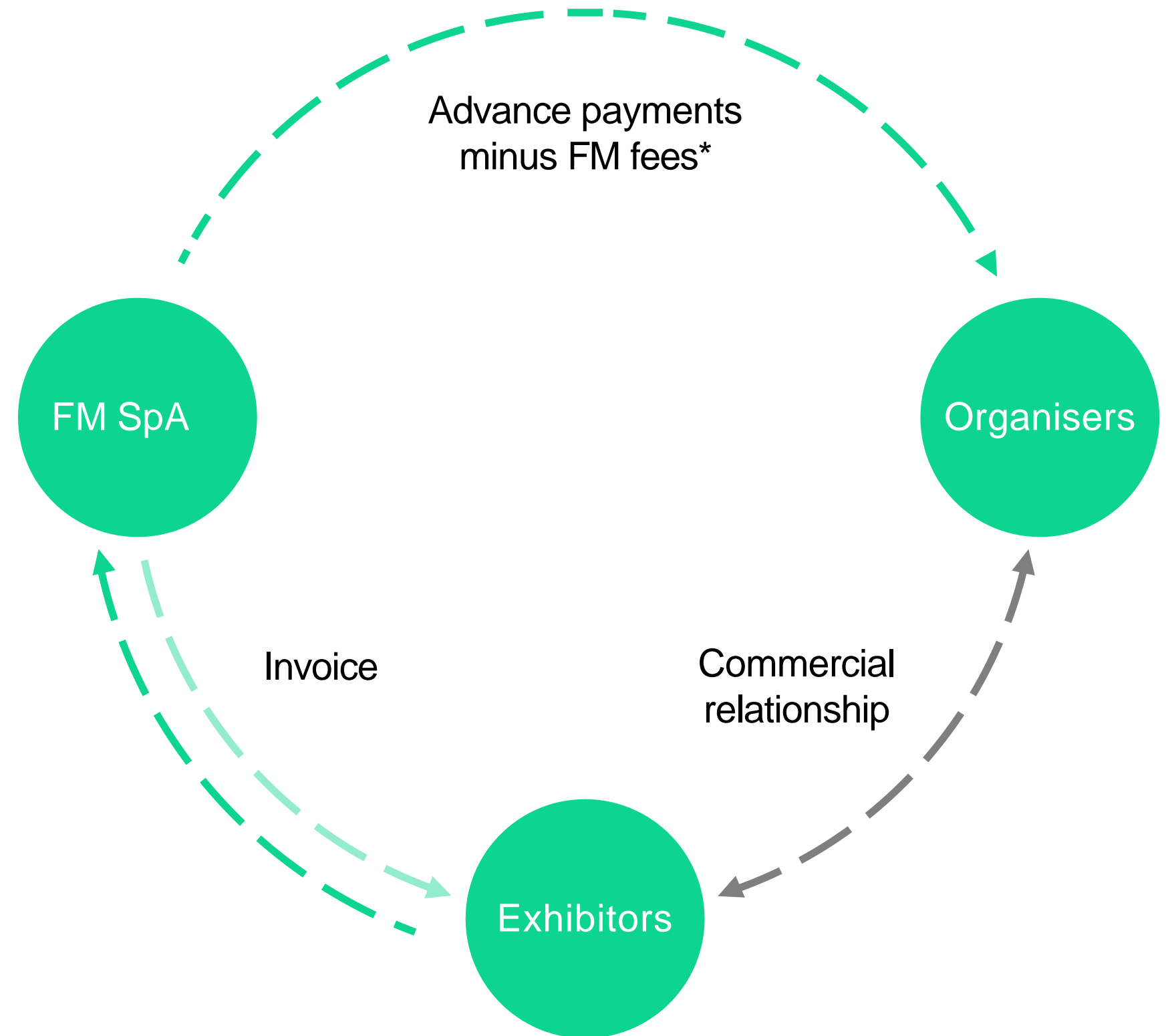
## Long Term Visibility and Favourable Payment Cycle

High visibility on revenues due to long-term contracts with organisers

Main financial clauses in the contractual agreements with organisers:

- standard contract guarantee (minimum guaranteed)
- significant advance payments
- treasury management services on behalf of organisers

The Group has structural negative NWC



\* Advance payments (on average 6 months ahead for annual and 12 months ahead for biennial events)





1.10

## A big impact in the Italian economy

**€ 8.1 billion**

Total impact of Fiera Milano

of which in Lombardy

**€ 4.3 billion**



**Effect generated by Fiera Milano: € 6.6 billion**

This is the effect associated to suppliers, investments, payments of salaries and the expenses of the exhibitors and the visitors/delegates associated with the exhibitions

**Contribution to public budget: € 1.5 billion**

This is direct, indirect and induced contribution to the public budget through different taxes: VAT, Income tax, tax on profits and other taxes

Source: "Study of the socio-economic impact, Fiera Milano" - March 2019 KPMG, on 2017 data



**FIERA MILANO**



2.0

# Strategic Plan 2018–2022



FIERA MILANO

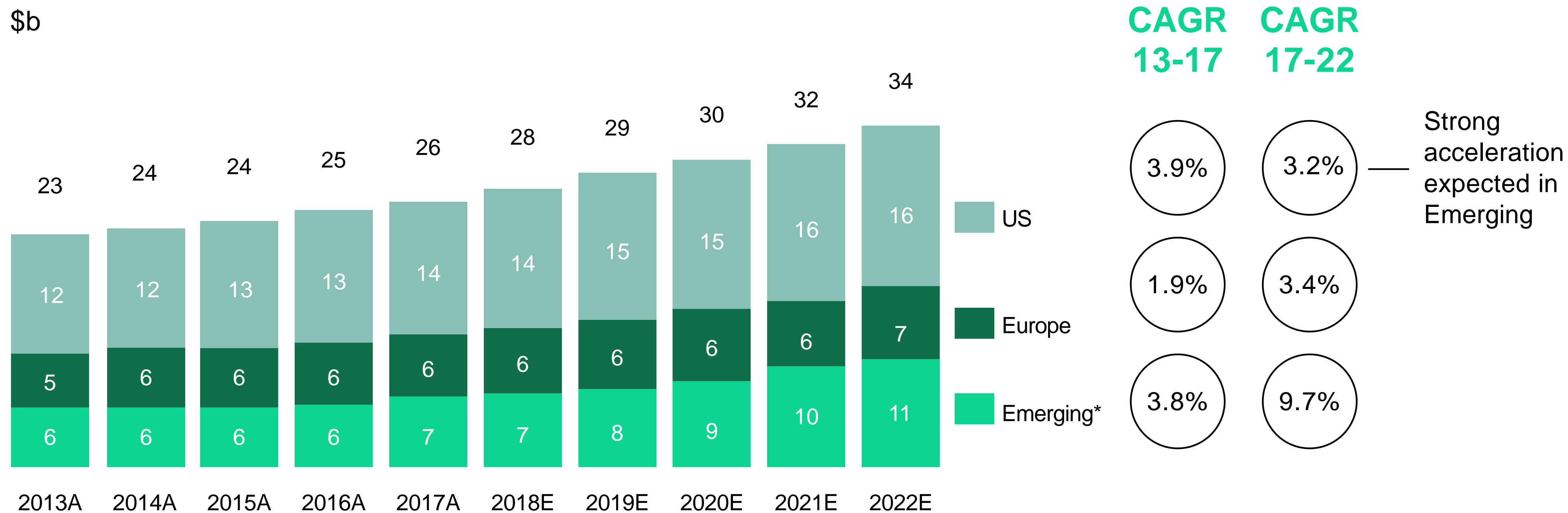


2.1

# Global exhibition market 2013-2022

Exhibition market expected to grow at 5% CAGR

\$b



\* Emerging include: Brazil, China, Gulf Cooperation Council, India, Indonesia, Mexico, Russia, Turkey, Hong Kong  
 Note: Totals exclude SEA countries (Singapore, Malaysia, Thailand, Philippines, Vietnam, Macau)  
 Source: AMR International Globex report 2018



2.2

## Three emerging macro-trends in the exhibition market

### Leadership in industry sector at regional level is a key success factor

- Exhibitors and visitors increasingly tend to attend only tier 1 exhibitions
- As a consequence, consolidation trend accelerating among key market players

### Increased use of digital products to complete exhibition offer

- Driving customer understanding
- Only secondary source of revenue

### Growing share of business for key players from events outside domestic market

- Leveraging on geo-cloning of successful domestic exhibitions





2.3

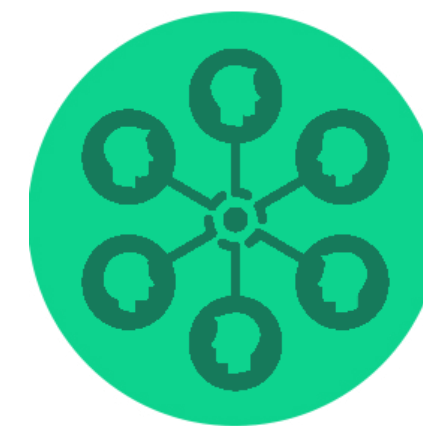
## Three principles inspired definition of Strategic Plan



Maximize  
venue potential



Invest on core  
industry sectors



Build on  
human capital



**FIERA MILANO**



2.4

## Fiera Milano Group strategy

### Enrich portfolio of hosted exhibitions & congresses

- Attract new leading/high potential exhibitions
- Support organizers to expand their exhibitions
- Optimize saturation with new activities
- Attract leading congresses

### Capture full potential of services

- Boost stand fitting
- Push Destination management
- Expand media services

### Create a smarter venue

- Full service, eco-compatible and innovative infrastructure

### Grow portfolio of leading owned exhibition

- Foster Host & Tuttofood
- Strengthen HOMI
- Leverage organic growth
- Develop attractive niches

### Expand international exhibitions

- Develop geo-clones of top owned brands leveraging partnerships (Focus on China)

### Step up organization

- Enhanced organization, empowered governance and integrated systems





2.5

## Key ambition enabler

~€100m investment plan by the controlling shareholder **FONDAZIONE FIERA MILANO** to enhance the venue

### Safe & Smart Distric

- Highest safety standards
- Data-rich venue

### Environmental Sustainability & Innovation

- Best-in-class sustainable venue (eg. solar roof coverings)

### Operational Excellence

- Maximum accessibility for suppliers, exhibitors & visitors

### Enhanced Customer Experience

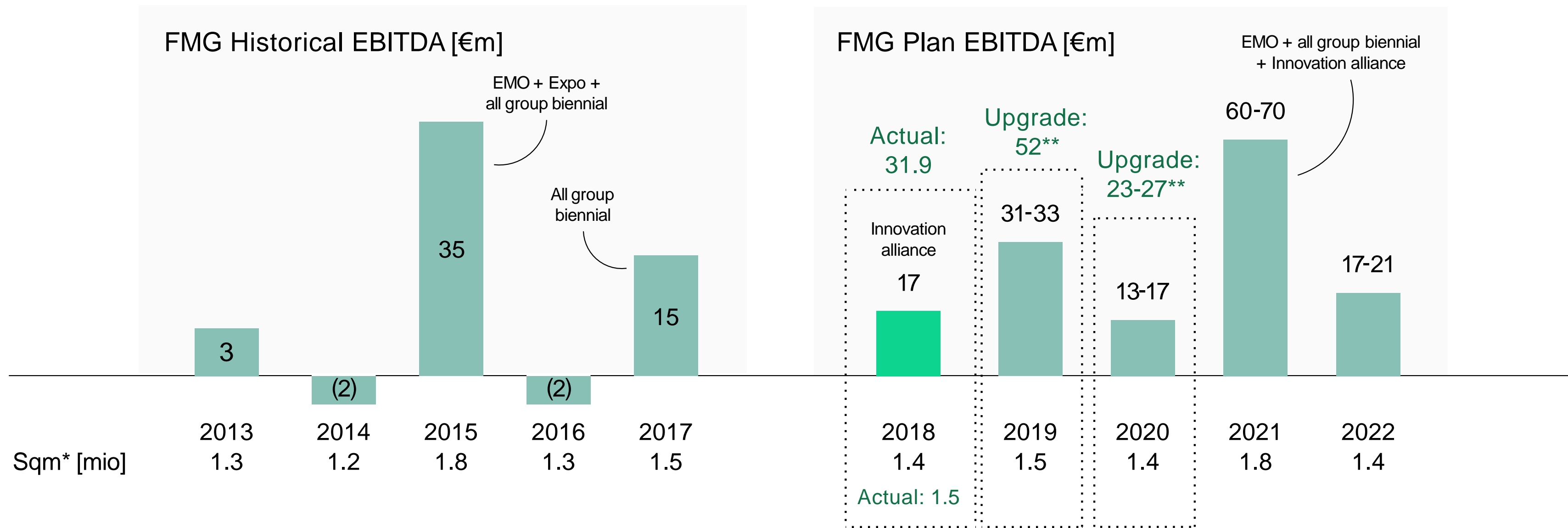
- Shortest time to customer
- Seamless customer experience





2.6

# Strategic Plan will evolve in line with FMG seasonality



Yearly Net Profit expected positive throughout period of Strategic Plan

\* Net of International sqm

\*\* € 100 million in 2019 and € 71-75 million in 2020 following the application of IFRS 16 as of 1 January 2019





2.7

## Achievements



### New guidance and organization

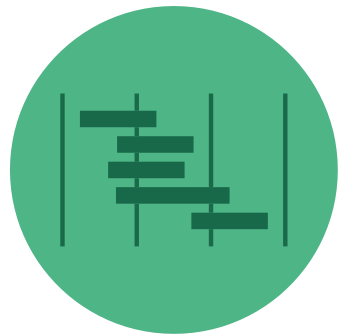
#### Guiding Principles

- One group
- People engagement
- Execution excellence
- Market focus



### Improved economic and financial performance

- Profit: 0.7% to 7.5% ('17 vs. '18)
- Recurring costs addressed: +5pp profitability through efficiencies ('18 vs. '17)
- Net cash 51.7 million as at 30 September 2019\*
- Return to dividend: € 0.13 per share
- FMG Stock performance +140%\*\* vs. end 2017




### Growth of exhibition portfolio

#### Enrichment of hosted exhibition portfolio

- CPHI in 2020
- ITMA in 2023

#### Strengthening of owned exhibitions through acquisitions

- 60% of Made Eventi in the architecture and construction sectors
- Cartoomics in the comics, gaming and entertainment sectors
- 62.5% of Milan Games Week dedicated to the gaming and entertainment sectors



### International development

- Strengthening of the Chinese portfolio through the acquisition of Let China e Laserfair
- Acquisition of 50% of Tubotech in Brazil
- Launch of the new E-PACK TECH event, dedicated to e-commerce packaging in China

\* Before IFRS 16 effects

\*\* As of market close 15 November 2019





3.0 Q

# Financial overview



FIERA MILANO



## 3.1

# Income statement

Consolidated Income Statement (€m)	3Q19	3Q18	9M19	9M18
<b>Revenues</b>	<b>30.1</b>	<b>35.6</b>	<b>183.9</b>	<b>193.3</b>
Cost of materials	0.3	0.4	1.7	1.9
Cost of services	18.9	19.2	85.5	83.9
Costs for use of 3rd-party assets	0.1	12.4	0.4	37.8
Personnel expenses	10.3	10.4	34.5	33.6
Other operating expenses	0.5	0.6	3.0	3.0
<b>Total operating costs</b>	<b>30.1</b>	<b>42.9</b>	<b>125.1</b>	<b>160.2</b>
Other income	0.6	0.2	1.9	2.1
Results of equity-accounted companies	1.5	2.5	3.9	6.8
Allowance for doubtful accounts and other provisions	0.0	0.4	0.2	1.0
<b>EBITDA</b>	<b>2.0</b>	<b>(5.0)</b>	<b>64.4</b>	<b>41.1</b>
Depreciation and amortisation	11.2	1.5	34.0	4.5
Adjustments to asset values	0.0	0.0	0.0	0.0
<b>EBIT</b>	<b>(9.2)</b>	<b>(6.5)</b>	<b>30.4</b>	<b>36.6</b>
Financial income/(expenses)	(3.3)	(0.0)	(10.1)	(0.1)
<b>Profit/loss before income tax</b>	<b>(12.4)</b>	<b>(6.5)</b>	<b>20.3</b>	<b>36.5</b>
<i>of which attributable to Shareholders of the controlling entity</i>	<b>(12.4)</b>	<b>(6.4)</b>	<b>20.3</b>	<b>36.8</b>





## 3.2

## Statement of financial position

Consolidated Statement of Financial Position (€m)	30/09/19	31/12/18
Non-current assets	630.2	148.4
Net working capital	(90.7)	(73.1)
<b>Gross capital employed</b>	<b>539.5</b>	<b>75.3</b>
Non-current liabilities	17.1	16.9
<b>Total net capital employed</b>	<b>522.4</b>	<b>58.4</b>
<b>Equity</b>	<b>93.1</b>	<b>82.1</b>
<b>Net financial position</b>	<b>429.3</b>	<b>(23.7)</b>
<b>Equity and net financial position</b>	<b>522.4</b>	<b>58.4</b>





### 3.3

## IFRS 16 impact

- As of 1 January 2019, the new IFRS 16 Leases accounting standard eliminates the distinction between operating leases and finance leases for a lessee
- As allowed by the standard, the comparative periods have not been restated (modified retrospective approach)

IMPACT ON INCOME STATEMENT 9m19 (€m)		
Cost of use of third-party assets	↓	36.0
EBITDA	↑	36.0
Amortisation	↑	30.1
EBIT	↑	5.9
Financial Expenses	↑	-10.3
Profit before income tax	↓	-4.4

IMPACT ON NET FINANCIAL POSITION 31/09/2019 (€m)	
Net Financial Position	↓ 481.0





4.0

# Closing remarks





4.1

## Closing remarks

### We have a strong leadership trust

- We have a clear definition of the ingredients for our success

### We are ahead in the execution of our strategic plan

- We have completed the turnaround process, started our investments and are strengthening our portfolio of exhibitions

### We will not be caged by our venue

- We'll seek most promising opportunities where they are

### We take our social responsibility seriously

- We will actively ensure our business will have a sustainable impact





# Forward-looking statement

This document has been prepared by Fiera Milano SpA solely for information purposes and for use in presentations of the Group. The information contained herein has not been independently verified. No representation or warranty, express or implied, is made as to, and no reliance should be placed on, the fairness, accuracy, completeness or correctness of the information or opinions contained herein.

None of the company, its affiliates, or its representatives shall have any liability whatsoever (in negligence or otherwise) for any loss howsoever arising from any use of this document or its contents or otherwise arising in connection with this document.

This document includes forward-looking statements. These forward-looking statements express current expectations and projections about future events, involve predictions and are subject to a number of factors that may influence the accuracy of the statements and the projections upon which the statements are based. Prospective investors are cautioned not to place undue reliance on these forward-looking statements because they involve known and unknown risks, uncertainties and other factors which are, in many cases, beyond our control. In light of these risks, uncertainties, and assumptions,

the forward-looking events discussed in this document might not occur and no assurance can be given that the anticipated results will be achieved. Actual events or results may differ materially as a result of risks and uncertainties facing Fiera Milano and its subsidiaries. Such risks and uncertainties include, but are not limited to increased competition and regulatory, legislative and judicial developments that could cause actual results to vary materially from future results indicated, expressed or implied in such forward-looking statements. Moreover, any statements regarding past trends or activities should not be taken as a representation that such trends or activities will continue in the future.

This document does not constitute an offer or invitation to purchase or subscribe for any shares and no part of it shall form the basis of or be relied upon in connection with any contract or commitment whatsoever.

The Manager responsible for preparing the company's financial reports, Marco Pacini, declares, pursuant to paragraph 2 of Article 154-*bis* of the Consolidated Law on Finance, that the accounting information contained in this document corresponds to the document results, books and accounting records.





For further information, please contact  
Investor Relations Department  
Tel +39 02.4997.7816/7911  
email: [investor.relations@fieramilano.it](mailto:investor.relations@fieramilano.it)



**FIERA MILANO**

Fiera Milano SpA  
S.S. del Sempione 28  
20017 Rho (Milano) - Italia  
[www.fieramilano.it](http://www.fieramilano.it)