

Preliminary 2019
Results
2020 – 2022 Plan



TINEXTA

Presentation
13 February 2020

Agenda

1

Introduction

2

2019

3

The Business Units

4

2020-2022 Plan

5

Conclusions

Our Group



*Presentation Preliminary 2019
Results & 2020-2022 Plan*

CEO Tinexta

The Business Units



*BU developments, on-going
initiatives and the foreseeable
evolution*

Company Heads

2020-2022 Plan & Conclusions



*The Plan:
- on a constant perimeter basis
- considering M&A*

CEO Tinexta

Introduction: Disclaimer

This presentation includes:

- Preliminary results subject to changes, even substantial, during the preparation of the 2019 financial statements and following its review by the Board of Statutory Auditors and external auditors;
- "Forward-looking" data based on internal managerial assumptions subject to changes, even substantial, also caused by external factors not under Tinexta Group's control;
- Management data when presented are marked as such.

We note that the Business Units' results are sectorial and do not include the elimination of infra-sector items, which are instead eliminated at Group level.

For more complete information on Tinexta S.p.A. please refer to official corporate documentation, including the latest interim reports and the Company Financial Statements.

1

Speakers



TINEXTA



PIER ANDREA
CHEVALLARD

CEO
TINEXTA



DANILO
CATTANEO

CEO
InfoCert



VALERIO
ZAPPALÀ

GM
Innovla



FIORENZO
BELLELLI

CEO
Warrant HUB



MARCO
SANFILIPPO

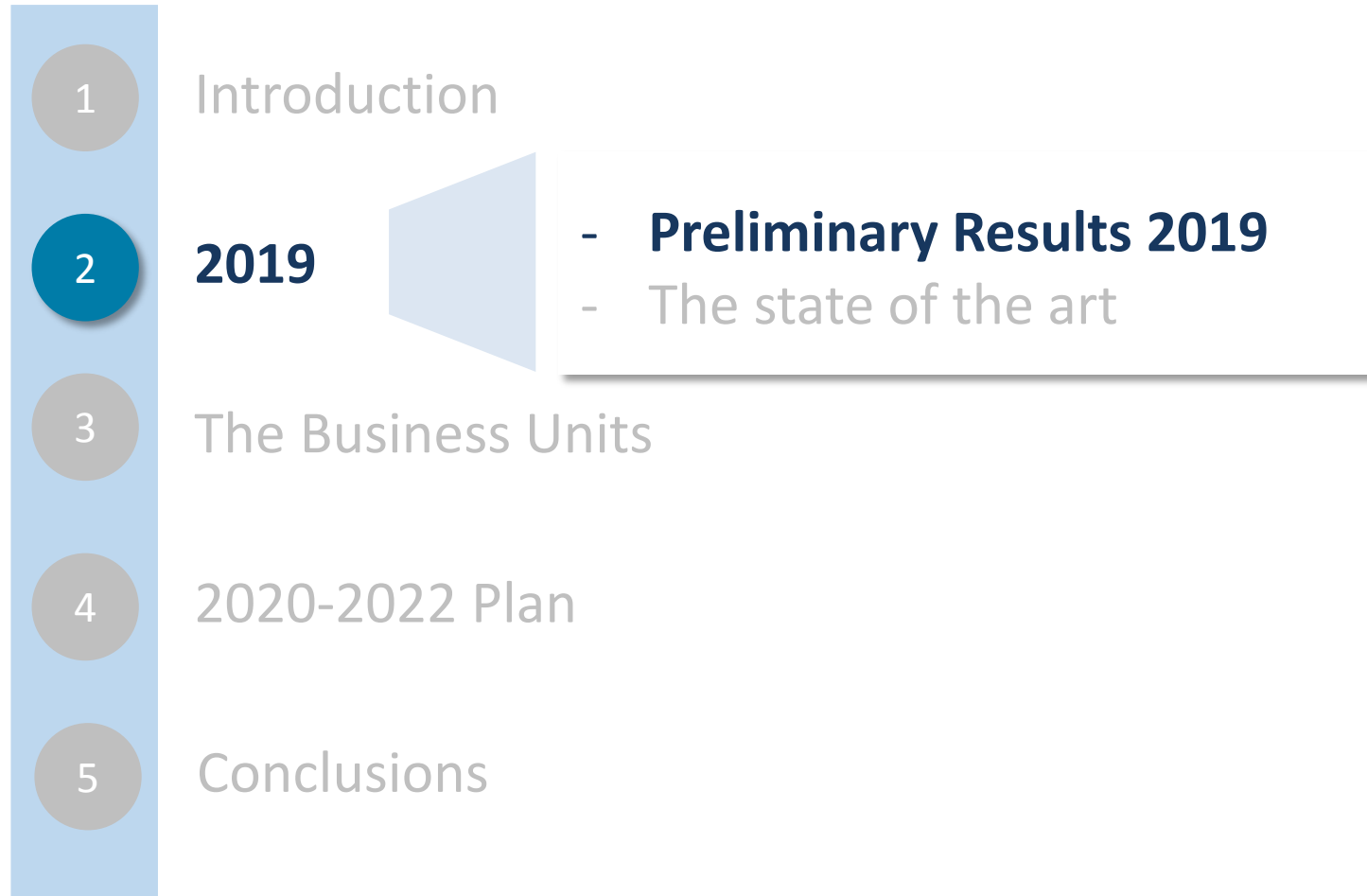
CEO
Co.Mark



TINEXTA

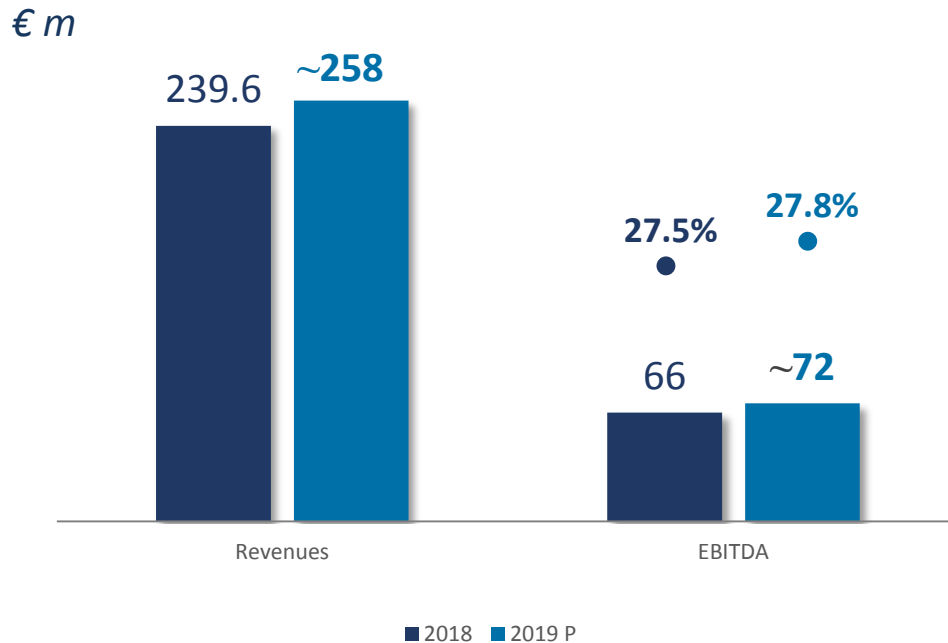
Pier Andrea Chevallard
CEO Tinexta

Agenda



The Group : Preliminary results 2019 (1/5)

The 2019 preliminary results, excluding the impact of the FTA of IFRS 16 and of the Virtual Stock Options, exceeded the forecasts for the year.



Revenues grew by 7.7%
EBITDA grew by +8.8%

Included Impacts:

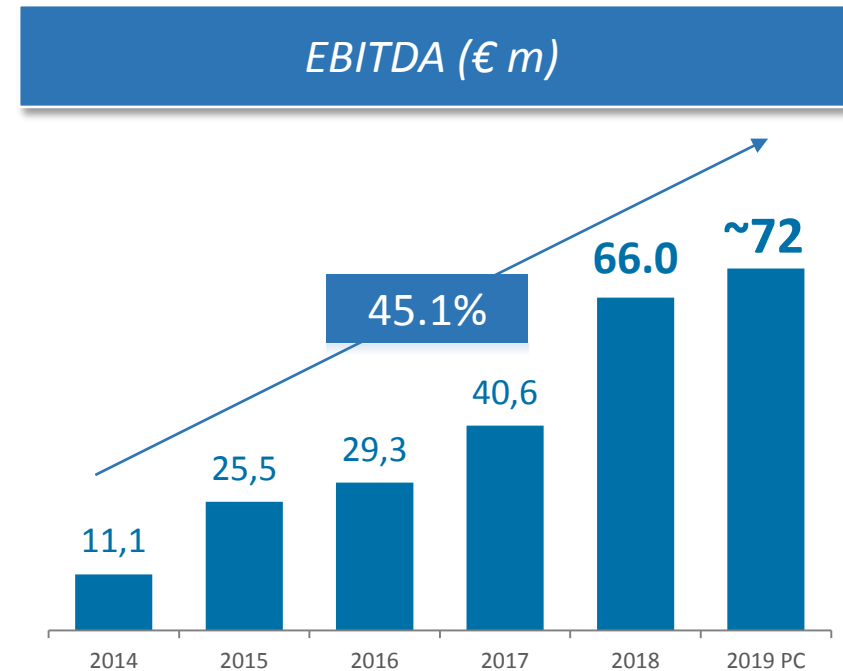
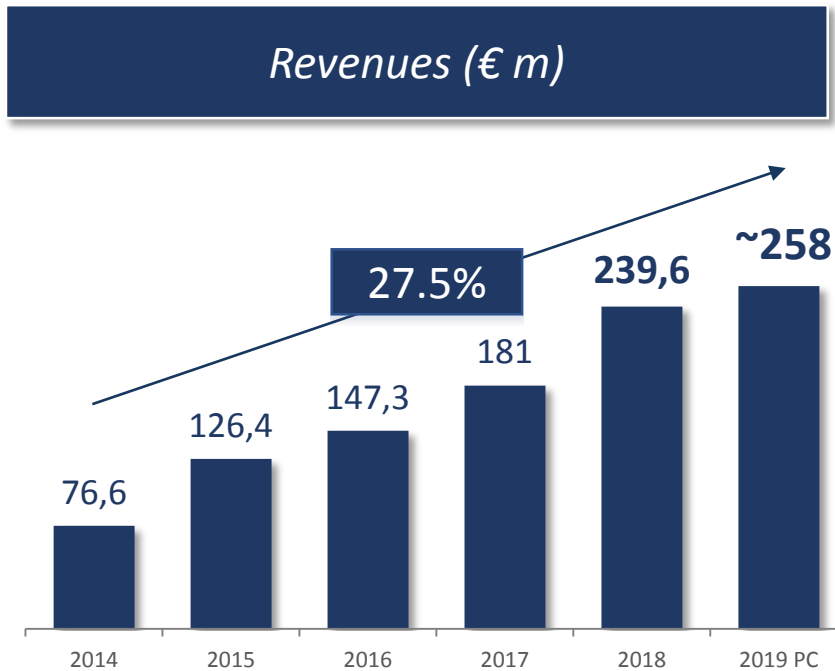
- IFRS 16 (the modification of the treatment of leases as debt) impact was € 3.6 m
- The Phantom stock options exercised during the year totaled € 3.6m (the plan has been completed)

Acquisitions 2019:

- Privacy Lab: acquisition agreement signed in December 2019; perfected in 2020

The Group : Preliminary results 2019 (2/5)

Revenues of the Tinexta Group grew with a CAGR of 27.5% from 2014 to 2019. EBITDA grew with a CAGR of 45.1% in the same period.



PC = Preliminary

NFI/EBITDA = less than 2x as at 31/12/2019

2 VSO and IFRS 16 impacts (3/5)

EBITDA of €72 million includes the impact of:

- The cost of the last tranche of VSO ("Virtual Stock Options") equaled €3.6 million. The plan has been completed;
- The "FTA" (First Time Adoption) of IFRS 16 had a positive impact of approximately €3.6 million.

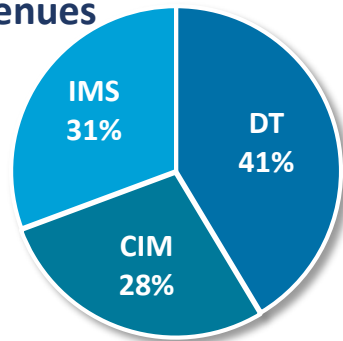
VSOs' impact increased the costs of the holding Tinexta S.p.A., which are also affected by the costs incurred for the Integra project, which included a one-off cost of approximately €1.5 million.

2 Tinexta Group: split for BU (4/5)

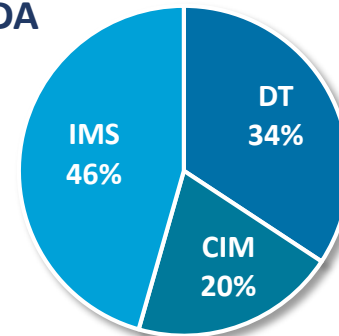


Revenues (€ m) ¹	107	72+	~80
EBITDA (€ m) ¹	29	17	38+

Revenues



EBITDA

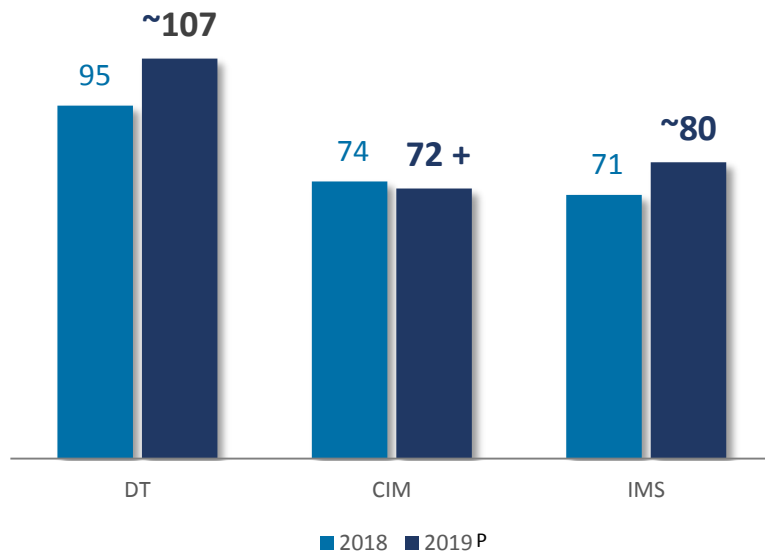


¹Subject to adjustments. Revenues do not include intra-sectoral intercompany companies. The EBITDA amounts indicated do not include the impact of Tinexta S.p.A., the parent company, which amounts to approximately - € 13 million, or 15% of the sum of the EBITDAs of the BU. This latter figure includes the cost of the Virtual Stock Options.

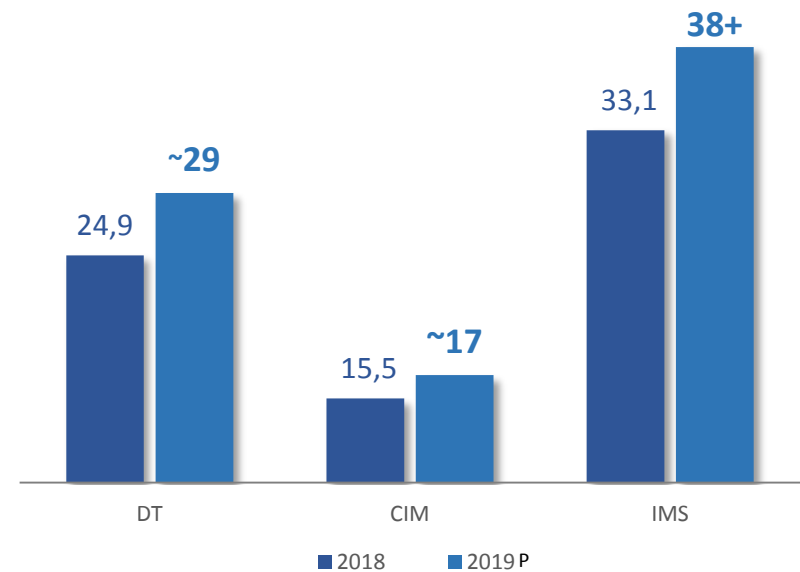
2 2019 Results for Business Unit (5/5)

All Business Units contributed to the growth of the Group's profitability

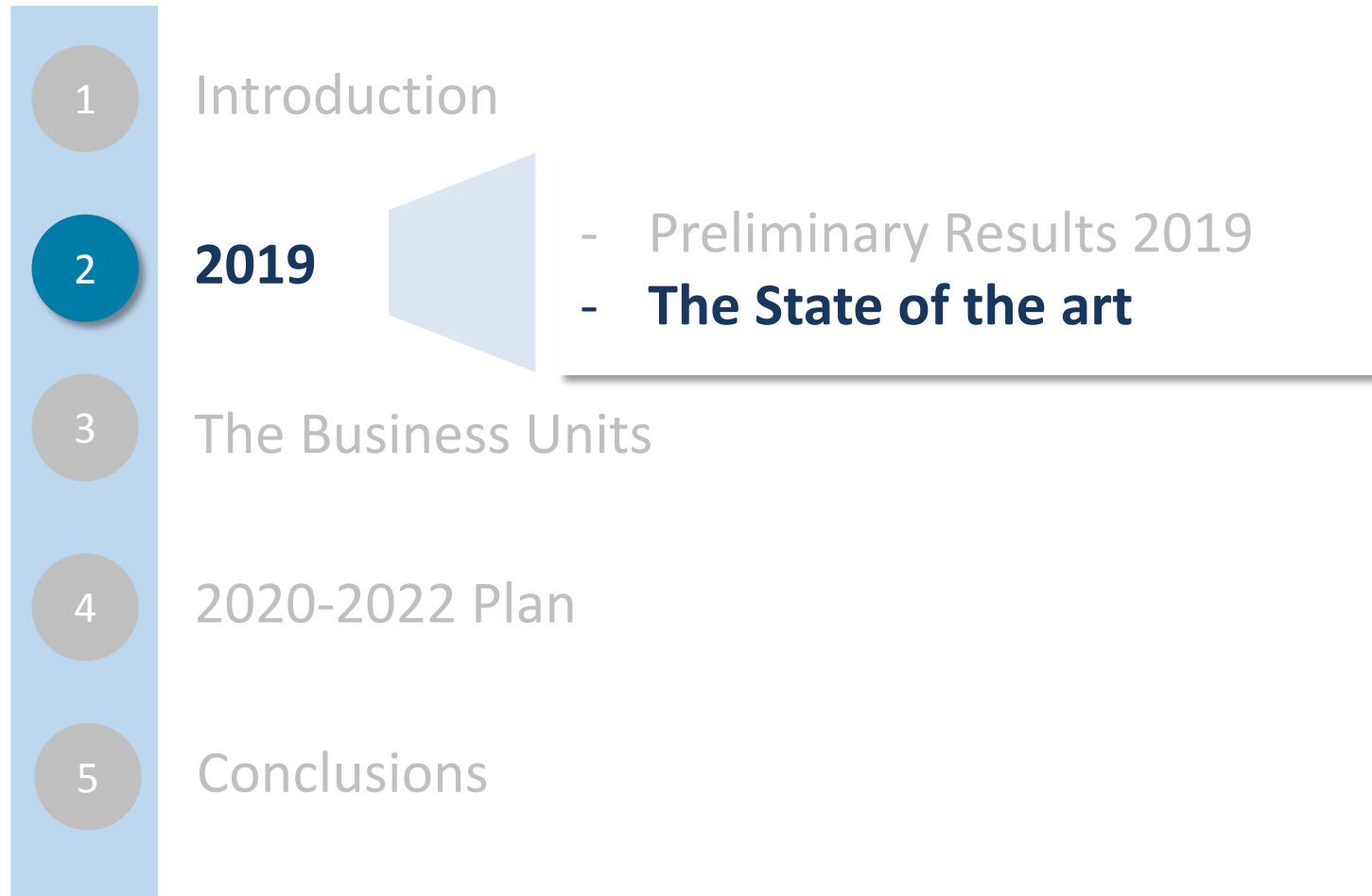
Revenues (€ m)



EBITDA (€ m)

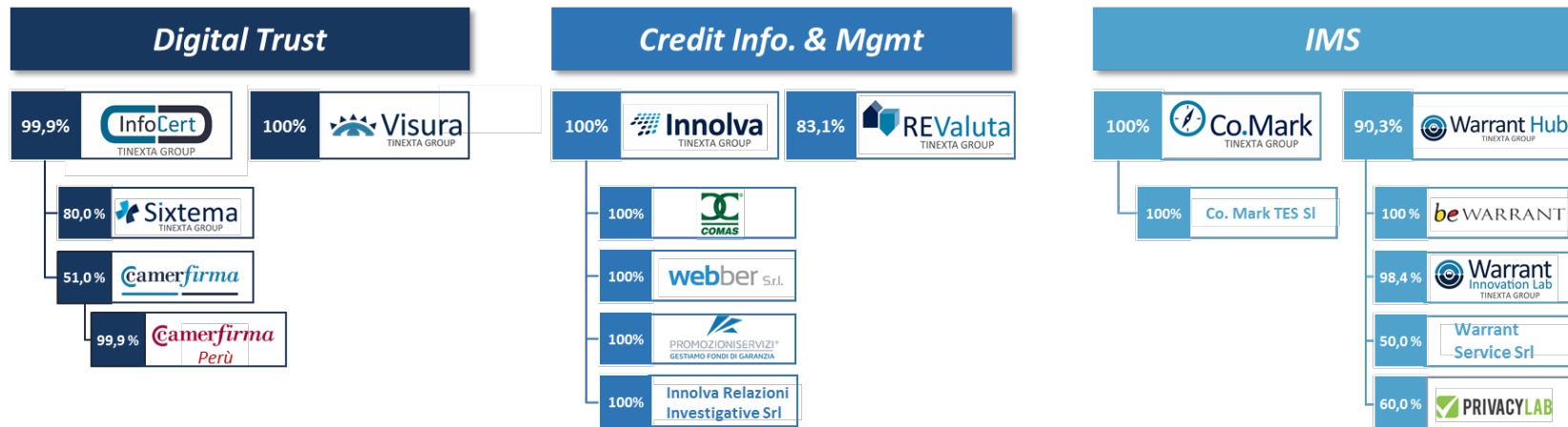


Agenda



The State of the Art: The Group (1/3)

In 2019 Tinexta decided to focus on the reorganization and reinforcement of the internal structure to manage the business better as well as lay the foundations for a new phase of acquisitions



Acquisitions

- Warrant Hub: acquired PrivacyLab in December with closing date on the 27th of January 2020

Minority Acquisitions

- In 2020 are planned the acquisitions of the residual part of Warrant Hub, REValuta and probably Sixtema to reach a 100% control of these companies

The State of the Art: Organisational Model (2/3)

During 2019, the Group undertook a profound revision of its operating model, aimed at consolidating its governance control functions, thereby laying the base for a new phase of business expansion



State of the Art: Integrazione commerciale (3/3)

Goals Reached

- ✓ Establishment of the Group Commercial and Marketing Committee and the Commercial Secretariat as support
- ✓ Definition of incentive plan, procedures and operating rules for the reporting activity
- ✓ Group CRM implementation: Salesforce
- ✓ Testing phase carried out on SME customers in Emilia-Romagna and Piemonte: extended onto a national level
- ✓ Cross-corporate collaboration agreements with leading banking institutions in Italy
- ✓ Shared operational activity started: intra-group events; training on products and services

Results

Success case History:

- ✓ ~ 200 + reports in progress
- ✓ Intra-group synergies for participation in calls and tenders
- ✓ Training sessions of the commercial force on the national territory
- ✓ Intra-group optimization for the integrated development of commercial networks

Agenda

1

Introduction

2

2019

3

The Business Units

- **Digital Trust**
- Credit Information & Management
- Innovation & Marketing Services

4

2020-2022 Plan

5

Conclusions

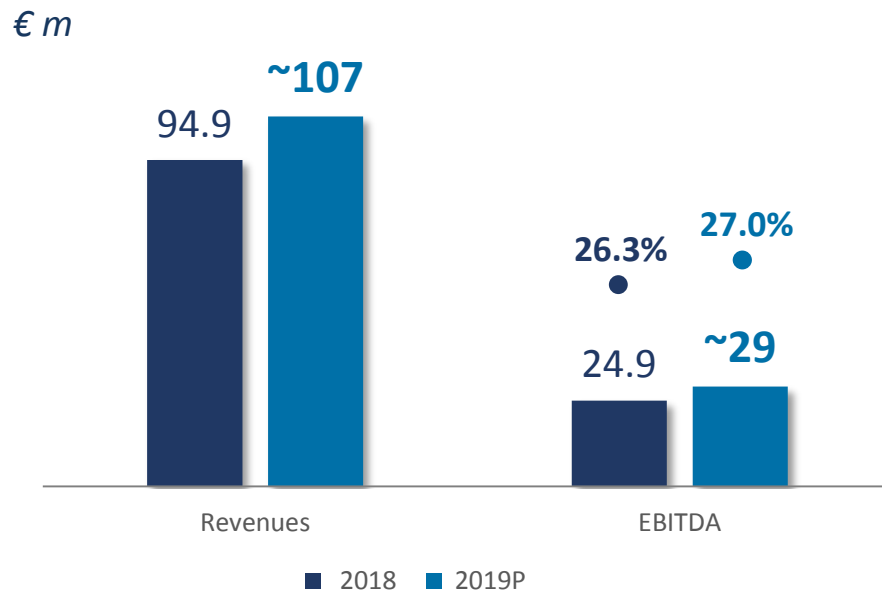


TINEXTA

Digital Trust
Danilo Cattaneo
CEO InfoCert

3 DT: Preliminary 2019 Results

In 2019, Digital Trust Revenues grew by 13% and EBITDA increased over 15%. As a result, the EBITDA margin has improved compared to the 26.3% recorded in 2018.



Revenues: +~13%
EBITDA: + ~16%

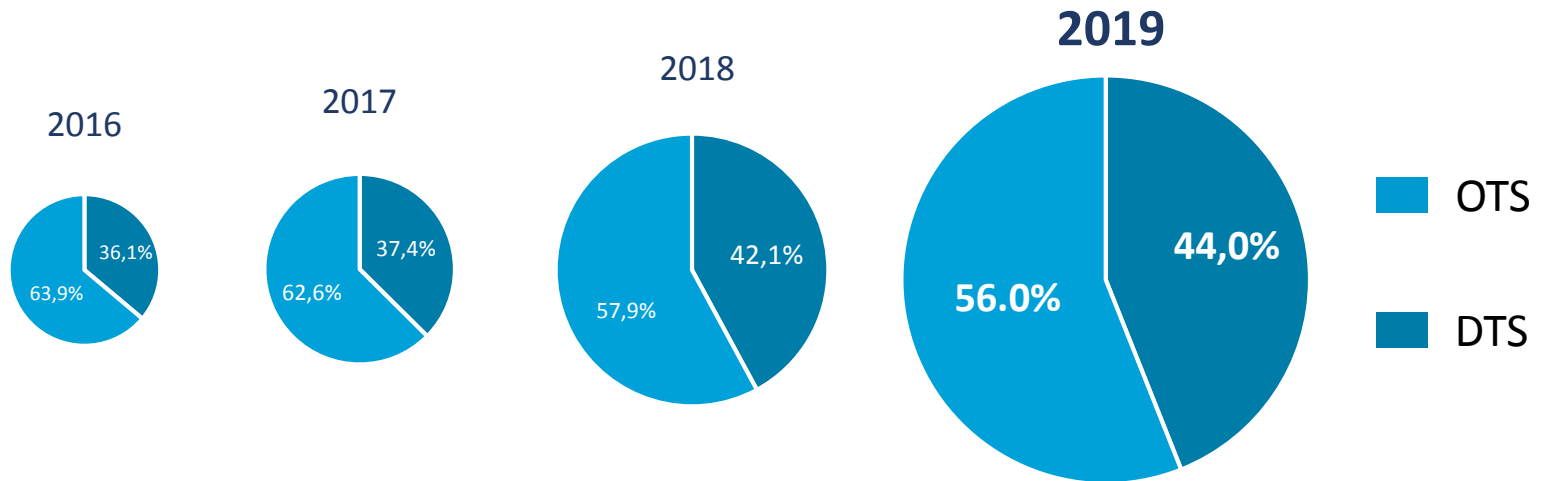
Principal Impacts:

- Organic Growth of Infocert Group, including Sixtema
 - Camerfirma group consolidated full year
- LuxTrust growth (purely financial impact)
- Visura grew with a solid contribution to EBITDA Margin
- IRFS 16 Effect: €1.6m

3 Digital Trust: business evolution

Business proposition: Allow companies to **innovate customer interactions** and **business processes** with our Trust solutions. Our added value lies in the ability to:

- **Outsource legal responsibility for any business process**
- **Reinventing digital workflows** for our customers by designing, developing and providing end-to-end solutions



Off-the Shelf (OTS): principally a domestic business

DTS (aka Enterprise Solutions): a global market in rapid expansion

The Digital Transaction Solutions Market

E-Signature

The digital signature, using cryptographic techniques, allows the association, in an indissoluble way, a binary number (the signature) to an electronic document which represents legally relevant facts, acts or data.

Digital Transaction Management

Digital Transaction Management (DTM): the conversion from paper document processes to completely digital processes, allowing the execution of transactions digitally.

Market Segments and Dimensions

Forrester identifies the following market segments: e-Signature, Authentication, Biometrics, Trust Services Platform, Content Management, Process Management and estimates the size of the Global Market in 2018 was \$1.8 bn, of which \$500 mn only in Europe.

MarketsandMarkets expects:

- The Global Digital Signature Market to grow from \$1.2 bn in 2018 to \$5.5 bn in 2023

Analysts¹ estimate that the Global Market will grow from 2019 to 2023 between 25% and 36% p.a.

Our main market is associated with the regulation introduced by EIDAS. By extension we are also in the Latin American market.



eIDAS has established 3 types of signatures:

- Simple
- Advanced
- Qualified

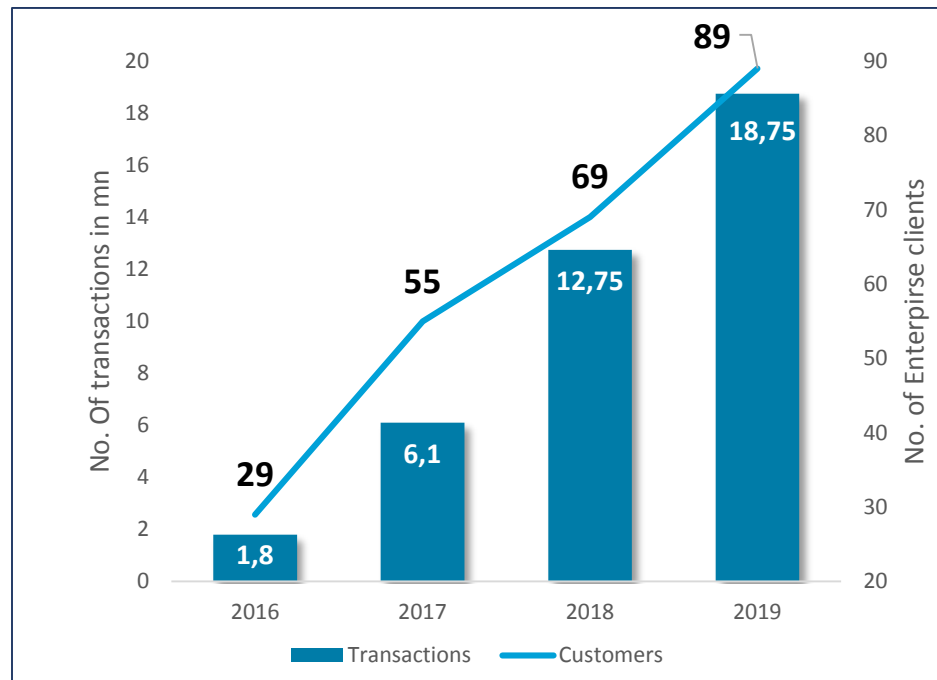
¹Forrester: The Global Digital Transaction Market. MarketsandMarkets estimates a compound annual growth rate (CAGR) of 36.7% over the forecast period. For B Fortuna, the DTM market will grow 29% from 2019 to 2026, reaching over 6 bn dollars.

DT: initiatives started /2019 goals achieved

TOP

Trusted Onboarding Platform (TOP)

Patented solution for identifying clients and signing the contract



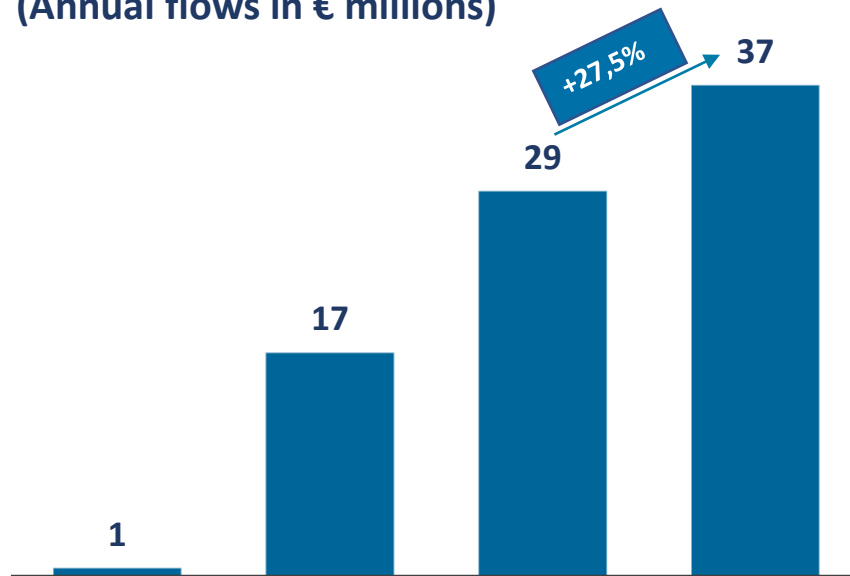
- 89 clients, 12 outside Italy
- Transactions: +47%
- New clients:
 - FCA Bank
 - Factorit
 - PWC
 - Manpower
 - Netlab
 - FINECO uk
 - Deutsche bank
 - ING Romania
 - Intesa Slovenia

3 Digital Trust: Enterprise Solutions

GoSign

The digital solution for qualified signature

Digital Signs
(Annual flows in € millions)



- Digitization of procedures that requires a qualified signature
- 66 Clients, of which 5 non-Italian
- 6,700 active users
- GoSign Pipeline is solid, supported by GoSign Grapho program
- New Customers:
 - Illimity Bank
 - Terna
 - ACI
 - HDI Insurance
 - Bosch Rexroth7

3 DT: Business Plan Targets

Operating model revision:

1. Making the technological infrastructure more resistant / secure;
2. Make services scalable and accessible on a global scale;
3. Review the sourcing strategy and internal organization to increase delivery capacity

Improvement of commercial efficacy:

1. Provide the introduction of an internal sales area;
2. **E-Commerce** platform for a sharing, cross-marketing

In 2020-22 InfoCert Priorities are:

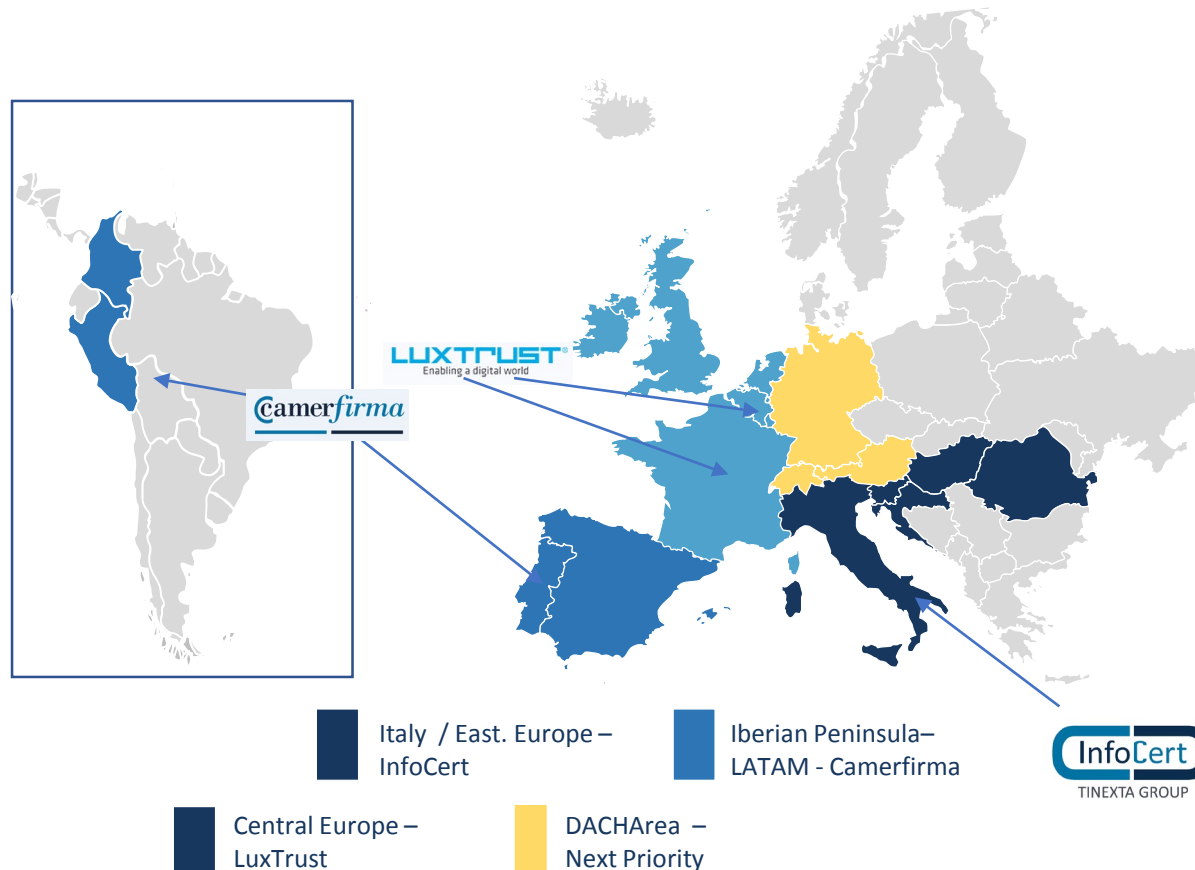
1. **Consolidate "organic" growth** through the creation of a dedicated sales force and a network of alliances/partnerships
2. **Strengthen synergies** between and with subsidiaries
3. Pursue further "inorganic" growth opportunities through targeted M&A and JV:
 - Complete coverage of Europe
 - Take advantage of tactical opportunities in non-EU markets such as LATAM.



InfoCert's offer is unique and distinctive on the market and is the result of the company's ability to bring together three different areas within its portfolio:

TRUST, COMPLIANCE and SECURITY

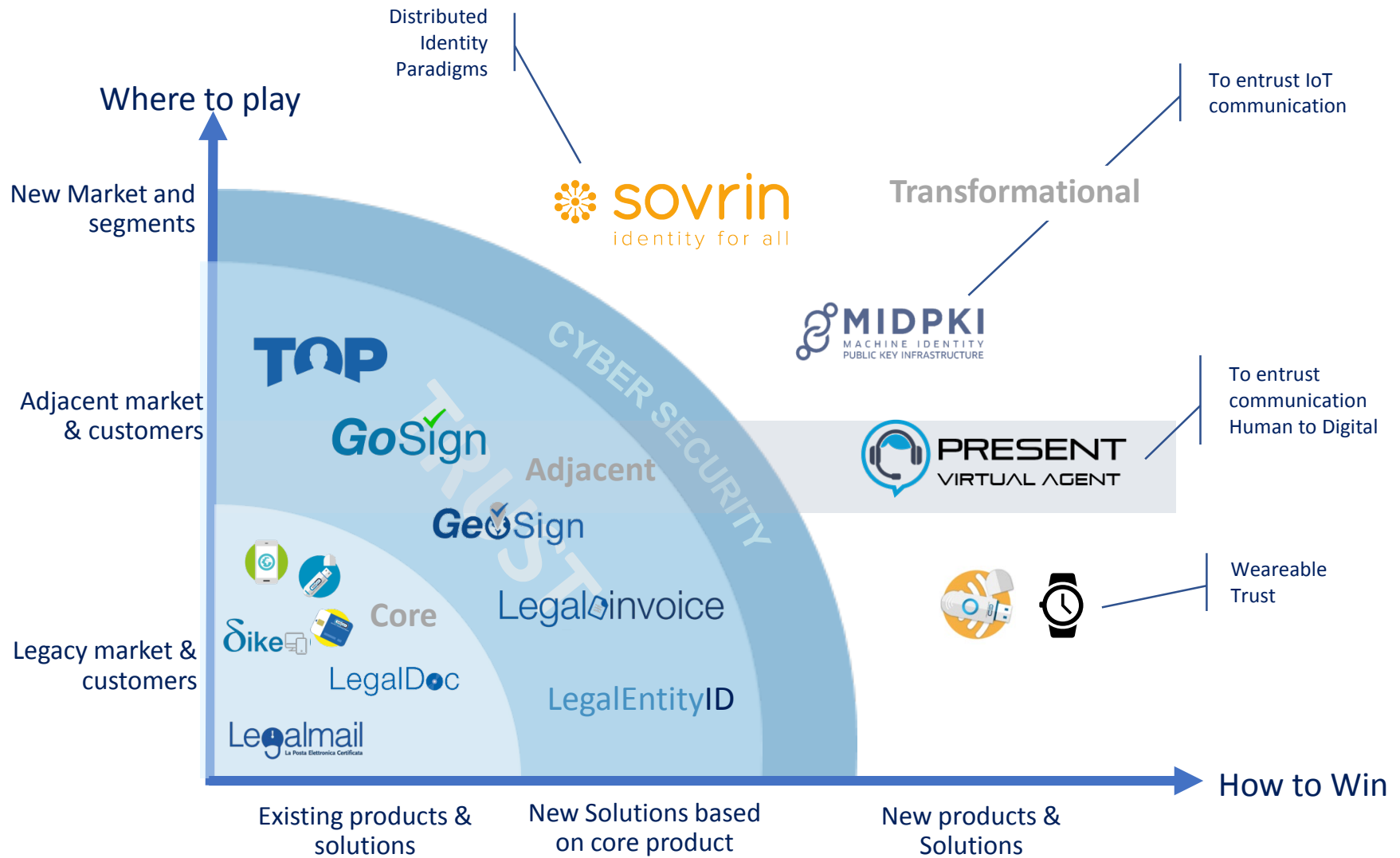
3 DT: on-going strategy



1. A new office in **Paris** and a forthcoming opening in **Brussels** (Q1 2020)
2. A new **marketing resource** in **Romania** and one being hired in **Germany**
3. First **projects** started in **Colombia**
4. **International sales team** tripled
5. New corporate structure for **Global Account Management**
6. Search for new **M&A** opportunities mainly in the German and French speaking areas.

3

DT: Portfolio Evolution



3 DIZME go to market strategy

SOVRIN NETWORK

Sovrin is the US-based nonprofit foundation created to spread the self-sovereign vision; the **Sovrin Network** is the new standard for digital identity aimed at guaranteeing trust and control regarding the use of digital IDs

DIZME

Dizme, based on the **Sovrin framework**, is the platform created by InfoCert that integrates the world of Self Sovereign Identity with eIDAS compliance, ensuring the transformation of blockchain credentials into qualified certificates.

INFOCERT

InfoCert, maintaining its role as Dizme's Governance Authority, believes it is important to guarantee the third party and autonomy of the network by entrusting this task to a specific Foundation

USE CASES

The dissemination phase has started with the entry of the first partners into the network and the consequent launch of the **first use cases**:

- Online identification of prospects to fulfill KYC requirements
- Certification of Corporate training courses

Agenda

1

Introduction

2

2019

3

The Business Units

- Digital Trust
- **Credit Information & Management**
- Innovation & Marketing Services

4

2020-2022 Plan

5

Conclusions



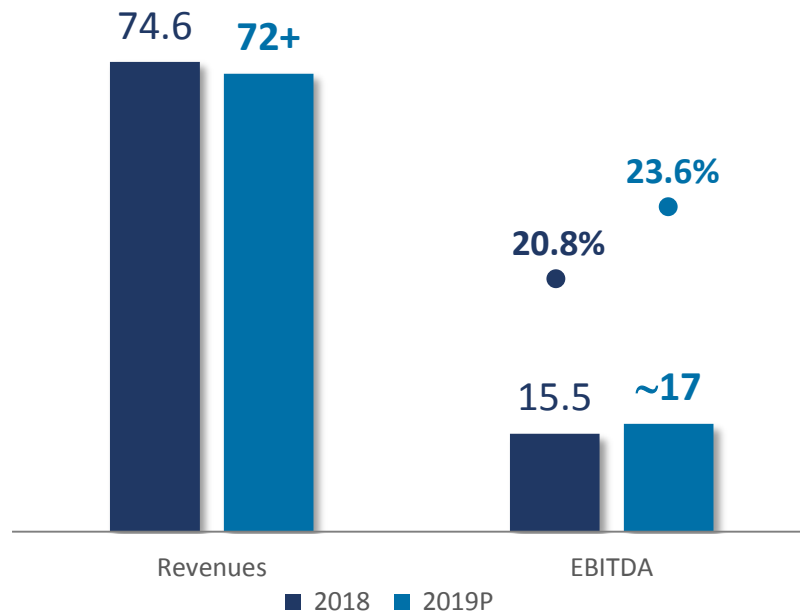
TINEXTA

Credit Information &
Management
Valerio Zappalà
GM Innolva

3 CIM: 2019 Preliminary results

The revenues of the CIM Business Unit in 2019 decreased by about 3%. EBITDA grew by about 10% compared to 2018. The EBITDA margin, equal to 23.6%, increased compared to 20.8% in 2018.

€ m



Development/Principal Impacts:

- Confirmation of the positive trends of the companies acquired in 2018
- Reduction of market volumes related to economic phenomena both in the Finance and Corporate markets
- Cost synergies for completion of the merger project and use of proprietary databases
- Real estate valuation business growth
- IRFS 16 Effect: circa €0.8 m

CIM: our referring market

Business Information

- The barriers to entering the market for standard products and services are not affected
- The market segment for small companies is particularly difficult to attack due to the presence of particularly aggressive players on the pricing side (e.g. CreditSafe)
- The demand is progressively moving towards products supporting data driven processes, with a strong push to create predictive indicators by exploiting machine learning models based on the use of proprietary data and customer data.

Credit Management

- The Banking sector is heavily impacted by the new regulations and the interventions of the " regulators " (ECB, Bankit), which lead to reviewing the credit management rules. The offer must therefore be differentiated on the assessment and management of credits in the various maturity stages.
- The evolution of the technological platforms in a logic of "selective outsourcing" of the various phases of management of stock of practices are profoundly changing the market and the competitive context, contributing to the efficiency of the processes, the containment of processing times and the reduction of management costs.

Immobiliare

- The demand is basically linked to the performance of the banking market and the demand for new mortgages. It was positively affected by regulatory discontinuities which led to a significant increase in demand

3 CIM: Initiatives started in 2019

Innolva

Corporate Market:

- Developed an integrable and customizable platform for credit recovery activities on large corporate customers thanks to re-engineering of Innolva proprietary processes and systems;
- Developed 'tailor made' rating models for Large Corporate and SMEs.

Banking Market:

- Early Warning Indicators (EWIs), capable of identifying preliminary default signals. Innolva's EWIs integrate banks' risk assessment and prevention models and meet the new requirements set out in Legislative Decree no. 14 of 12 January 2019;
- Development of Products to support UTP portfolio management processes.

Innolva RI:

- Creation of a new legal entity with vertical skills and high specialization for the production of investigative services aimed at credit recovery and NPE management

ReValuta

- Started an advisory business line focused on Due Diligence services

CIM: Innolva and ReValuta Strategies

Innolva's strategy is oriented to guarantee:

- i) **product innovation for the Corporate market** through the exploitation of databases and corporate assets,;
- ii) **channel innovation** with proposition of packages tailored to the needs of SMEs and professionals through tele-selling and
- iii) **expansion of the range of services offered to the banking world** to guarantee coverage of risk management and compliance needs

Early Warning Indicators

Custom Rating

*Direct marketing channel
development*

Reform of Bankruptcy Law

Development of anti-
fraud/AML solutions

ReValuta's strategy is centered on expanding the **offer of real estate services** with a *full-service provider* logic – through both commercial agreements with other operators in the sector and the creation of an internal "advisory" team, with the aim of propose an integrated offer also to diversify the customer base

Agenda

1

Introduction

2

2019

3

The Business Units

4

2020-2022 Plan

5

Conclusions

- Digital Trust
- Credit Information & Management
- **Innovation & Marketing Services**

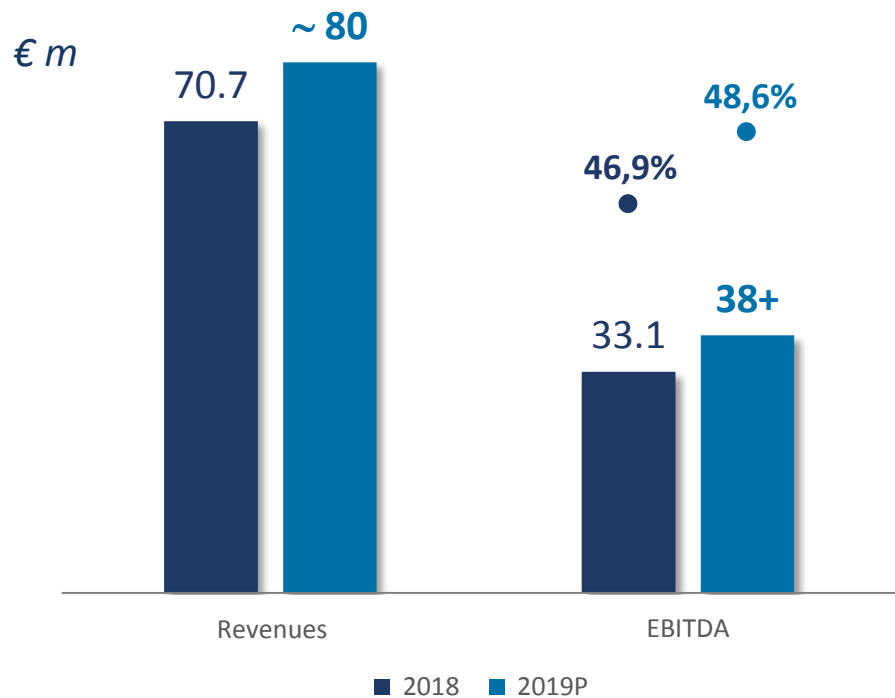


TINEXTA

Innovation & Marketing
Services
Fiorenzo Bellelli
CEO Warrant Hub

3 IMS: 2019 Preliminary Results

The IMS Business Unit reported approximately € 80 million in Revenues which represent approximately a 12% growth compared to 2018. EBITDA amounts to over € 38 million, or approximately 16% more than the previous year.



Revenues: + ~12%

EBITDA: + ~16%

Principal impacts/developments:

- Organic growth of WarrantHub;
- Modest contraction of Co.Mark Italia in line with revised business goals
- Co.Mark Spagna continues to grow well
- IFRS 16 Effect: €1.0 million

PrivacyLab will be consolidated from the 1° of January 2020.

3 IMS: 2019 Performance Analysis

Warrant had a very positive trend in the 4th quarter which more than offset the slowdown in the 3rd quarter. Revenues grew faster than costs with a positive impact on EBITDA.

- “Finanza Agevolata” (“Subsidized Finance”) activities experienced very sustained growth. The number of “Finanza Agevolata” contracts increased from 6,297 to 7,182 (+ 14%)
- Sustained growth also on other areas: Patent Box (+30%), Energy (+89%) and Corporate finance (+5%)
- Production costs have grown less quickly than revenues, while labor and commercial and marketing costs have increased less rapidly
- Labor costs are increased due to the insertion of new staff in the Production and Commercial areas and for the conversion of some independent collaborators carried out between 2018 and 2019
- KPI at 2019 YE:
 - business consultants (internal + external): grew by 10% (from 177 to 196)
 - Average no. of contracts handled per consultant: 51
 - Average contract size: €6,250
 - Geographical coverage: North 82%, Center 11%, South 7%

3 Warrant Hub: 2020-2022 Plan

Market Contest/Dynamics

Economic

The economic context in which the company operates is in an economic slowdown while the entry on the market of new players has complicated the playing field. Warrant is confident of increasing its position thanks to an offer of services with greater value added and consultancy services

Legislative

The “2020 Finance Law” has substantially modified the regulations in force regarding the Industry 4.0 plan. Despite this modified framework Warrant is aiming to increase its market share both in 2020 and 2021

Organic Growth

Horizontal Growth

Internal growth for the year 2020 focuses mainly on business lines such as digital transformation, Patent Box, Energy and corporate finance, as well as an increase in subsidized finance activities.

Positioning

The Company enjoys a position of absolute leadership as regards automatic subsidized finance instruments, and is positioned on average at a higher quality level than its competitors

Cross-selling

It was agreed to boost the collaboration with the other group companies and in particular with Co.Mark and Innolva. Targeted the development of more than €500 K with Co.Mark and €150 K with Innolva

IMS: Warrant Strategy for external growth

Digital transformation & Innovation

M&A transactions or industrial and commercial partnerships in Italy and abroad, in the field of marketing and consulting services for innovation and process digitalization.

Development of non-direct channels

Through partnership agreements with financial and institutional operators.

Internationalization

Through strengthening of the Spanish market and entry / increase of the presence in other European geographies such as France.



TINEXTA

Innovation & Marketing Services
Marco Sanfilippo
CEO Co.Mark

3 IMS: Co.Mark 2020-2022 Plan

Market Context/Dynamics

- Increased competition in recent years, fueled by the introduction of the "MISE Voucher" incentives in 2015
- Market fragmentation on small local players
- Cessation of structural state incentives for the internationalization of SMEs
- Incentives in favor of the digitalization of businesses
- Progressive evolution of export skills in prospect companies

Offering Evolution

- Offer of complementary services
- Extended consultative approach
- Commercial approach evolution, to intercept the customer's need with a multi-service proposal

3 IMS: Co.Mark Strategy (1/2)

Sales: Performance improvement and commercial network control

- Network redesign with geographical controls and territorial hierarchical levels
- Taking on new resources
- Review of the remuneration model
- Activation of specialist network to support sales

Cross-selling

- Adoption of CRM (Salesforce) software as part of the Group project and implementation of marketing automation processes
- Start of intra-group sales collaboration on specific areas
- Collaboration with WarrantHub and Innolva for a coordinated approach on the SME market, with mutual exchange of reports at national level

New Services

- Offer of complementary services, of which:
- strategic foreign market study (EMP)
 - trade fair consultancy (Co.Mark Fair)
 - temporary marketing management services (TMS)
 - digital training for SMEs

3 IMS: Co.Mark Strategy (2/2)

Improvement of lead generation

- Increase the efficiency of the various inbound and outbound lead generation channels, with review of the activities of the internal contact center, improvement of the monitoring of web and social channels, review of the website and increase in online spending
- Introduction of targeted analyzes to define an efficient allocation of spending on the various online and offline channels

Collaboration with financial institutions and institutional and private partners

- Launch of collaboration agreements with first and second level financial institutions for the reporting of the Co.Mark service on national territory
- Activation of partnerships with institutional and private partners

M&A

- Search for targets to outsource digital marketing services

Agenda



The Group: Guidelines

The 2020-2022 Plan provides the consolidation of the new organizational model and the continuation of the M&A strategy along two growth axes:

Internationalisation

Digital Trust: Expansion in the European market through:

- M&A operations with France and DACH top priorities
- "Organic" growth through a dedicated sales force and alliances
- Reinforcement of synergies between foreign companies
- Adjustment of services/products to local needs.

Innovation & Marketing Services: expansion through external growth in Spain and France

New services/ products

Digital transformation support - Industry 4.0

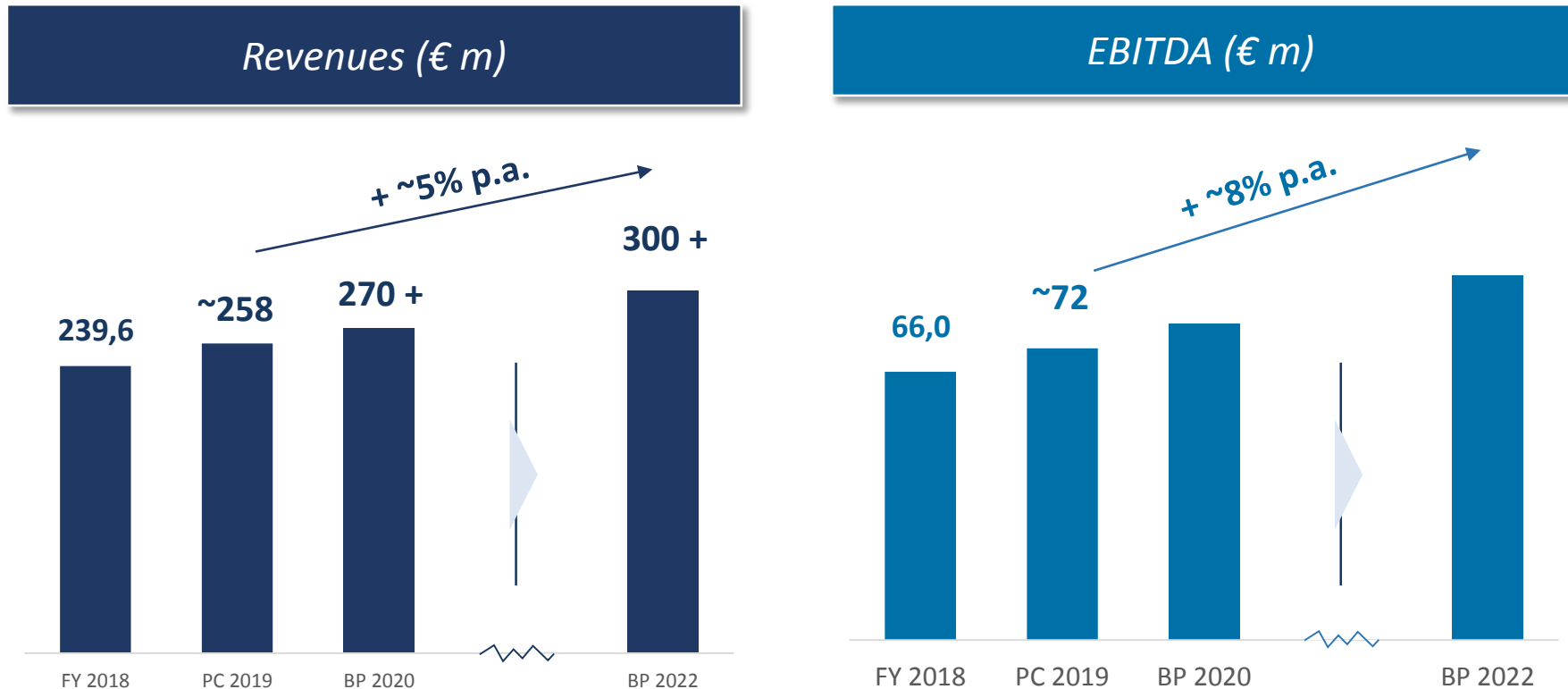
Digital marketing support: diversify and expand the offer

Cyber security support

4

The Group: 2020-2022 Plan*: Organic Growth

The three-year plan, on an organic basis (i.e. constant perimeter), provides for a revenues growing at 5% p.a. with an EBITDA growth of about 8% p.a.



* The plan is based on Management's assumptions, expectations, projections and forecast data relating to future events and are subject to multiple uncertainties and other factors outside the control of Tinexta Group. There are a number of factors that can generate significantly different results and trends than the implied or explicit content of forward-looking information and therefore this information is not a reliable guarantee of future performance. Please read the Disclaimer on Page 53.

Agenda



4 The group: Guidelines M&A

Tinexta intends to allocate a significant part of the cash generated during the Plan for new acquisitions, maintaining a conservative leverage policy and supporting medium-long term development

Primary Goals:

- Growth abroad with the aim of reaching around 25% of international revenues in the long term
- Extension of the range of products and services in highly innovative areas
- Market consolidation

Financial leverage:

- Between 2x and 2.5x the EBITDA

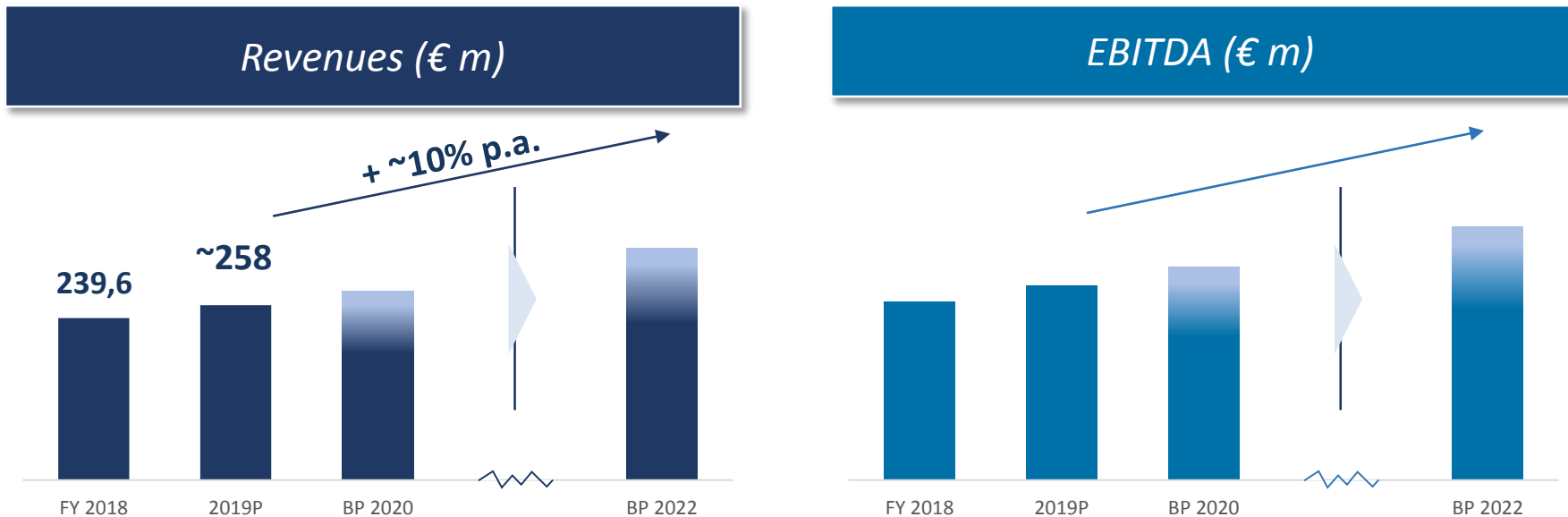
Track record of success:

About 20 M&A operations since 2013, with a total expenditure of around €300 million



The group: 2020-2022 Plan* with external growth

The scenario with external growth, including M&A already under evaluation and at an advanced stage of negotiation, foresees an acceleration of growth, especially in 2021 and continuously in 2022.



The targets are all acquisitions that:

1. Compliment the Group's core business ("Bolt-ons") ; or
2. Expand activities abroad; or
3. Represent an expansion in contiguous activities, crucial for the future development of business

* The plan is based on Management's assumptions, expectations, projections and forecast data relating to future events and are subject to multiple uncertainties and other factors outside the control of Tinexta Group. There are a number of factors that can generate significantly different results and trends than the implied or explicit content of forward-looking information and therefore this information is not a reliable guarantee of future performance. Please read the Disclaimer on Page 53.

Agenda

1

Introduction

2

2019

3

The Business Units

4

2020-2022 Plan

5

Conclusions

Disclaimer

- This document was prepared by Tinexta Spa (the “Company”) for the sole purpose of presenting the performance and the activities of the Company. The information provided with this document does not contain nor constitute an offer of securities for sale, or the solicitation of an offer to purchase securities, in the United States, in Australia, in Canada or in Japan or in any other jurisdictions where this offer or solicitation would require the approval of local authorities or be otherwise unlawful (the Other countries). This document or any parts thereof, or its distribution, may not constitute the basis for, or be invoked in association with, any agreements or decisions about investments related thereto.
- The shares of Tinexta Spa (the “shares”), as referred to in this document, have not been registered and will not be registered pursuant to the USA Securities Act of 1933, as amended (the Securities Act) or pursuant to the corresponding regulations in force in the other countries, and they may not be offered or sold in the United States or to US citizens unless these securities are registered in compliance with the Securities Act, or if an exemption from the requirements of Registration by the Securities Act is set forth.
- The content of this document is of an informative nature and must not be interpreted as investment advice. This document does not constitute a prospectus, an offering circular, an offering memorandum or an offering for the purchase of shares and must not be considered as a recommendation to underwrite or purchase Tinexta shares. This presentation or any other documentation or information (or part of it) provided, shall not be considered as an offer or an invitation by or on behalf of the Company.
- The information herein does not intend to be comprehensive or to include all the information that a potential or existing investor may wish to have. In all cases, the interested parties must carry out their own investigations and analyses of the Company which may include an analysis of the data of this document, but they must also include an analysis of other documents, including the financial statements for the period.
- The statements herein have not been verified by any entity or independent auditor. No statement or guarantee, expressed or implicit, is made with respect to, and one must not rely on, the accuracy, completeness, correctness or reliability of the information contained in this document. Neither the Company nor any of its representatives shall bear any responsibility (for negligence or other reasons) that may arise in any way in relation with such information or in relation with any loss resulting from its use or deriving in any way in connection with this presentation.
- The information contained in this document, unless otherwise specified, is updated as at the date of this document only. Unless otherwise specified in this document, this information is based on the Company's financial reports, management reports and estimates. Please refer to the year-end financial statements or to the half-year reports, which are audited by an external auditor and published by the Company, prepared in Italian, and for transparency, translated also into English. The Italian version of these materials is considered, according to Italian Law, as the official and legal version of said reports.
- The information contained in this presentation is subject to changes without obligation of a prior notice, and past performance is not indicative of future results. The Company may modify, edit or in other ways amend the content of this document, without any obligation to render notification about any revisions or changes. This document may not be copied or disseminated in any way.
- The distribution of this document and any related presentation in jurisdictions other than Italy, may be limited by the Law and any person in possession of this document or any other related presentation must be properly informed and comply with the set forth restrictions. Any non-compliance with such restrictions may constitute a breach of Law in effect in these other jurisdictions.
- By accepting this presentation or accessing these materials, the reader accepts to be bound by the above mentioned limitations.
- This presentation includes some forecast statements, projections, objectives and estimates that reflect the current opinions of the Company's Management in relation to the changes occurring in the markets where the Company operates, as well as to future developments. Forecast statements, projections, objectives, estimates and outlooks are generally identifiable through the use of verbs/nouns such as "could", "will", "should", "plan", "expect", "anticipate", "estimate", "believe", "intend", and "project", "objective" or "purpose" or the opposite of all these verbs/nouns or variations thereof or any comparable terminology. These statements include, but are not limited to, all statements other than those regarding historical events, including, inter alia, those concerning transaction results, financial position, strategy, plans, objectives, purposes and objectives of the Company and future developments in the markets in which the Company operates or it is trying to operate.
- Because of these uncertainties and risks, the readers are advised not to rely excessively on these statements as a prediction of the actual results. The ability of Il Gruppo to achieve its objectives or expected results depends on many factors outside of Management's control. The actual results may differ materially from (or be more negative than) those projected or implicit in the declarations contained herein. Therefore, any prospective information contained in this document involves risks and uncertainties, which may significantly affect the expected results, and is based on some key assumptions. All statements included in this document are based on information available to the Company as at the date of this document. The Company does not incur an obligation to provide a public update or revision of any statements, both as a result of new information, future events or other circumstances, unless required by the applicable laws. All the following statements, written, verbal or oral made by the Company or by parties acting on its behalf are expressly qualified in their entirety by these cautionary statements. Neither Tinexta S.p.A. nor any Tinexta Group company nor its respective representatives, directors or employees accept any responsibility in relation to this presentation or its contents in relation to any loss deriving from its use or from the reliance made on it.



Investor relations:
investor@tinexta.com

