



CONFERENCE CALL

Q1 2020 FINANCIAL RESULTS

May 18th, 2020

DISCLAIMER



Certain statements in this slide show, including those addressing the Company's beliefs, plans, objectives, estimates or expectations of possible future results or events, are forward-looking statements. Forward-looking statements involve known or unknown risks, including general economic and business conditions, and conditions in the industry we operate and may be affected should our assumptions turn out to be inaccurate. Consequently, no forward-looking statement can be guaranteed and actual future results, performance, or achievements may vary materially from those expressed or implied by such forward-looking statements. The Company undertakes no obligation about the contents nor to update the forward-looking statements to reflect events or circumstances that may arise after the date hereof.

Q1/20 HIGHLIGHTS

Euro '000

P&L - Main Financial Data	31/03/19 unaudited	%	31/03/20 unaudited	%	Var.%
Revenues	83.865		72.945		-13,0%
EBIT	5.726	6,8%	4.498	6,2%	-21,4%

Revenues	31/03/19	%	31/03/20	%	Var.%
Medical	49.814	59,4%	53.518	73,4%	7,4%
Industrial	34.051	40,6%	19.426	26,6%	-42,9%

The background features a complex geometric pattern of overlapping triangles and lines in various shades of blue (from light to dark) and white. The pattern is most dense on the left side and fades into a lighter blue gradient towards the right. A solid light blue horizontal bar is positioned at the bottom of the page, containing the text.

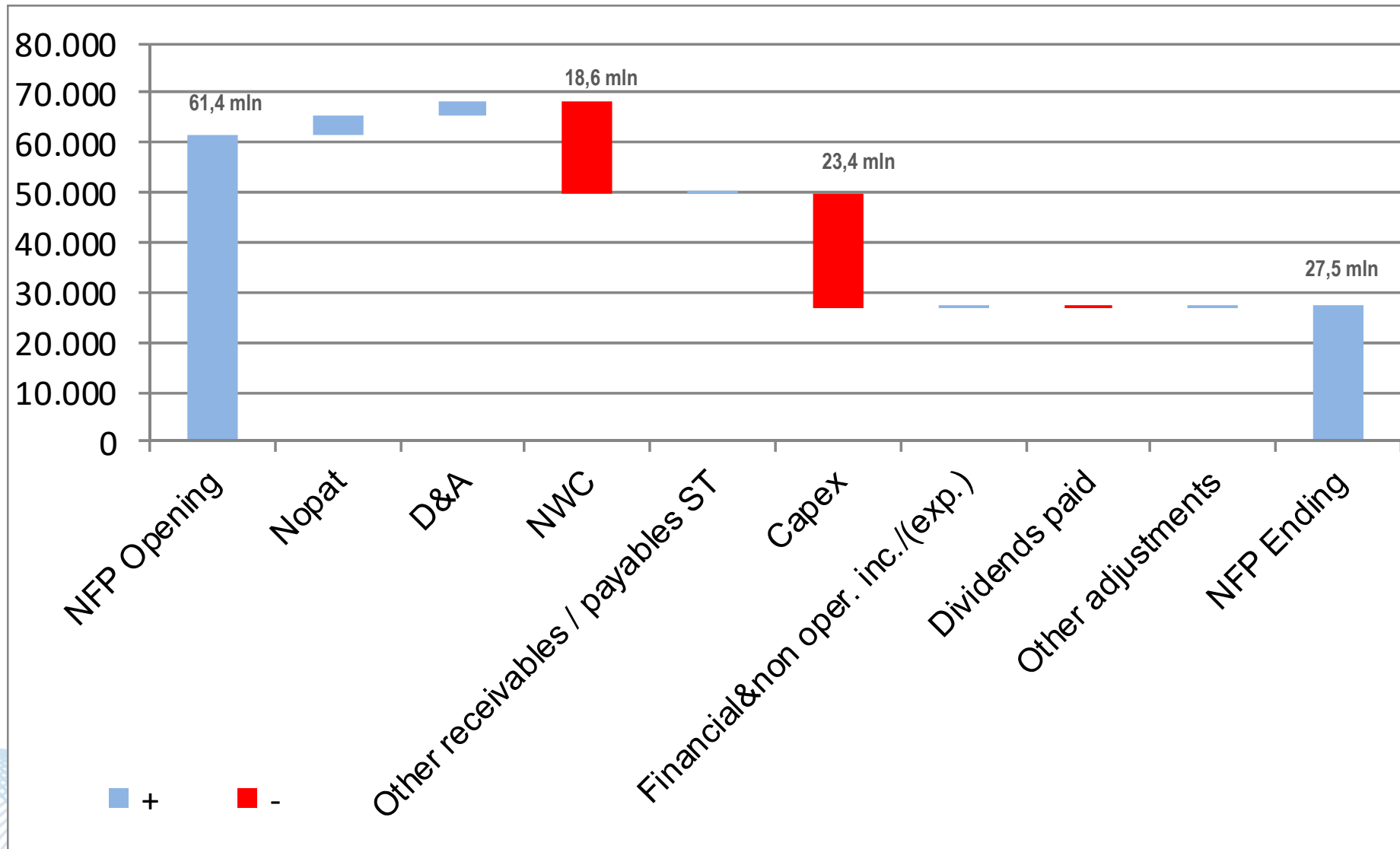
Financial Highlights

Income Statement – Q1 2020

Euro '000	31/03/19 unaudited	%	31/03/20 unaudited	%	Var.%
Revenues	83.865	100,0%	72.945	100,0%	-13,0%
Gross margin	33.229	39,6%	31.512	43,2%	-5,2%
Operating Expenses	9.867	11,8%	8.773	12,0%	-11,1%
Staff expenses	15.682	18,7%	15.661	21,5%	-0,1%
EBITDA	7.679	9,2%	7.077	9,7%	-7,8%
Depr., amort., accruals	1.954	2,3%	2.579	3,5%	32,0%
EBIT	5.726	6,8%	4.498	6,2%	-21,4%
Net financ.income(charges)	783	0,9%	317	0,4%	-59,5%
Other income (expense) net	(74)	-0,1%	(106)	-0,1%	43,1%
EBT	6.435	7,7%	4.710	6,5%	-26,8%

	31/12/19	31/03/20 unaudited
Net financial position	61.419	27.477

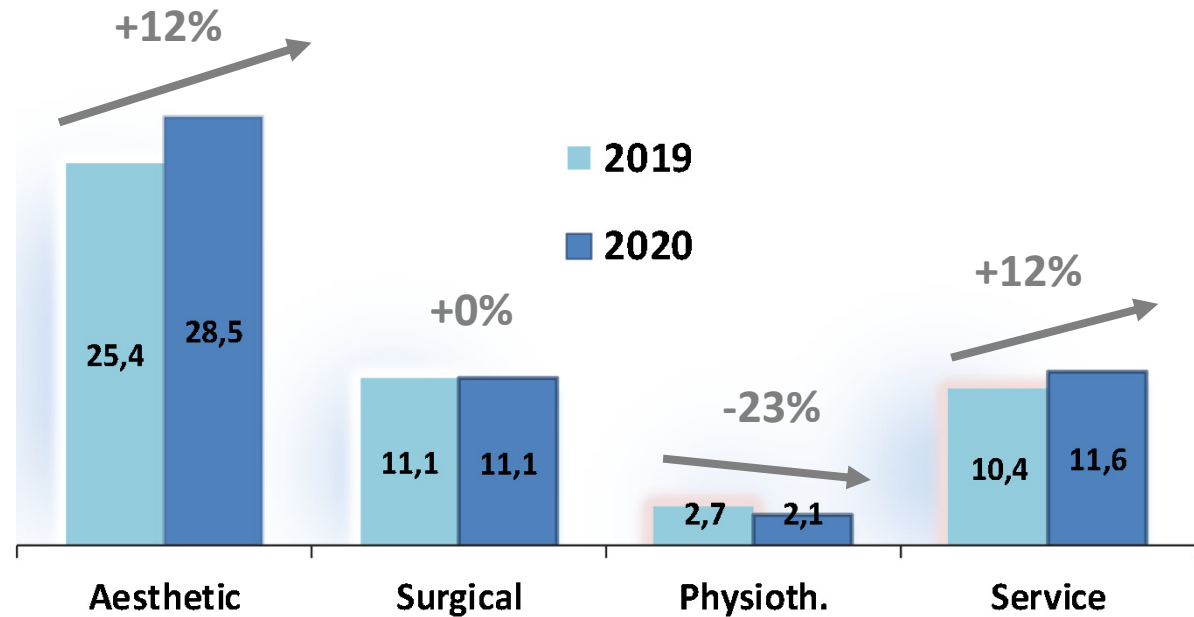
Cash Flow



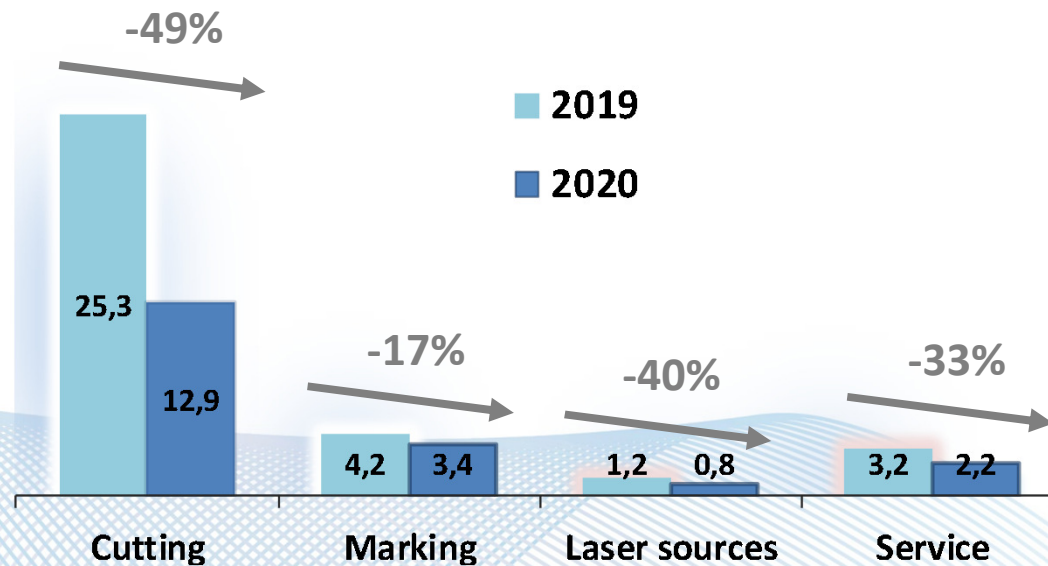
Revenue breakdown by business

in Euro million

Medical



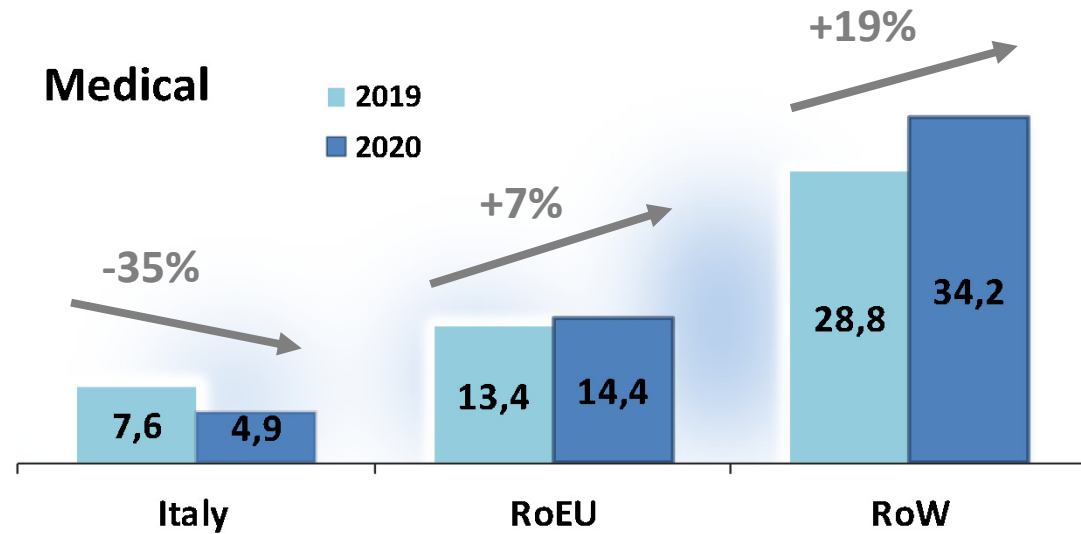
Industrial



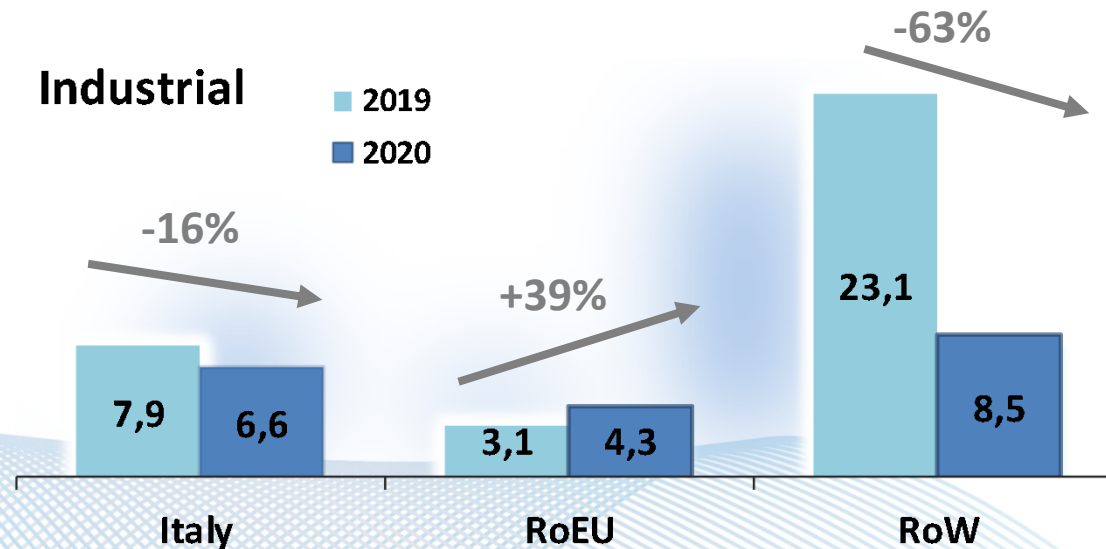
Revenue breakdown by area

in Euro million

Medical



Industrial



Contacts

El.En. SPA

Enrico ROMAGNOLI
Investor Relations Manager
tel. +39 055-8826807
E-mail: finance@elen.it

POLYTEMS HIR

Financial Communication, IR and Press Office
Bianca FERSINI MASTELLONI - b.fersini@polytemshir.it
Silvia MARONGIU - s.marongiu@polytemshir.it
Tel. +39 06-69923324