

**Elenco Interventuti
(Tutti ordinati alfabeticamente)**

Assemblea Ordinaria

Badge	Titolare Tipo Rap.	Deleganti / Rappresentati legalmente	Ordinaria
3		Computershare SpA Rappresentante Designato quale delegato /subdelegato 135-novies in persona di Enrico Monicelli	0
6	D	FONDAZIONE FINANZA ETICA	250
2	D	HC RENTE	75.656
1	D	MINISTERO DELL'ECONOMIA E DELLE FINANZE	2.397.856.331
5	D	SARDOC STEFANIA	1.000
4	D	SIEMENS DC BALANCED	44.012
3	D	SIEMENS-FONDS SIEMENS-RENTE	1.569.419
		Totale azioni	2.399.546.668
			23,602068%
2		Computershare SpA Rappresentante Designato quale Delegato 135-undecies TUF in persona di Enrico Monicelli	0
1	D	CASSA NAZIONALE DI PREVIDENZA E ASSISTENZA FORENSE	52.417.000
2	D	FONDAZIONE ENPAM	32.077.115
		Totale azioni	84.494.115
			0,831089%
1		Computershare SpA Rappresentante Designato quale subdelegato 135-novies (St.Trevisan) in persona di Enrico Monicelli	0
1.236	D	1135 APG DME STCK SEL	8.909.322
1.235	D	1253 APG DME CORE EU	15.417.821
1.234	D	1256 APG DME ENERGY	9.051.443
1.197	D	1262 FCP BEHR FRANCE	239
719	D	1290 FUNDS - 1290 SMARTBETA EQUITY FUND	12.000
1.198	D	1327 FCP BQUE SCALBERT DUPONT	25.000
1.185	D	1448 FCPE GE FACTOFRANCE	11.431
1.192	D	1495 FCP CONTINENTAL	8.000
1.174	D	1504 FCP THALES AVIONICS	10.199
1.184	D	1515 FCP GERARD PERRIER	7.251
1.187	D	1584 FCP FERTILSODEBO	17.145
1.369	D	1895 FONDS FGR	908.142
1.357	D	1975 IRREV TRUST OF C D WEYERHAEUSER	8.805
4.178	D	1998 KELLY R. GUZIEJKA FAMILY TRUS	11.784
1.920	D	2) NUMERIC INVESTORS LLC	95.900
1.233	D	2048 APG DME LACM GL	353.795
1.232	D	2049 APG DME ARROWST	2.528.745
1.209	D	2054 APG DME BLACKR	143.828
1.753	D	3M ERIP RAFI EAFE	380.124
1.313	D	55002 UP EUROPABISKE AKTIER	800.170
1.292	D	55041 KUP GLOBALE AKTIER IV	16.346
1.307	D	56037 IP LOW RISK EQUITIES II	1.873.992
1.305	D	56038 IP LOW RISK EQUITIES I	1.839.474
1.638	D	56053 IP GLOBAL EQUITIES I	456.411
2.541	D	801 INVESTMENTS LLC	76.416
2.550	D	82A HOLDINGS, LLC	120.154
2.085	D	A.A. - BNP PAM -ISR	1.102.809

Legenda:

D: Delegante R: Rappresentato legalmente

**Elenco Interventuti
(Tutti ordinati alfabeticamente)**

Assemblea Ordinaria

Badge	Titolare Tipo Rap.	Deleganti / Rappresentati legalmente	Ordinaria
			1.157.175
2.157	D	A.A. - GROUPAMA - ISR	1.208.882
2.059	D	AA ALLIANZ DIVERSIFIE	577.780
2.090	D	AA LA FRANCAISE ISR	1.284.494
2.078	D	AA NATIXIS MINIMUM VARIANCE	270.528
2.093	D	AAE MG	427.620
3.152	D	AB BOND FUND, INC. - AB ALL MARKET REAL RETURN PORTFOLIO	722.810
3.120	D	AB CANADA GLOBAL STRATEGIC CORE EQUITY FUND	138.460
3.121	D	AB CANADA INTL VALUE EQUITY (CAP-WEIGHTED, UNHEDGED) FUND	13.760
1.829	D	AB CAP FUND INC AB FLEXFEE	24.086
3.150	D	AB CAP FUND, INC. - AB ALL MARKET INCOME PORTFOLIO	905.270
1.943	D	AB CAP FUND, INC. - AB INTERNAT	18.350
2.098	D	AB CFAO	932.785
3.153	D	AB COLLECTIVE INVESTMENT TRUST SERIES	776.625
1.799	D	AB FOODS ARTEMIS	62.862
1.738	D	AB FOODS HEXAVEST	842.922
3.177	D	AB FUND N.V.	121.450
3.570	D	AB GLOBAL RESEARCH INSIGHTS FUND	5.791.206
4.094	D	AB GLOBAL RESEARCH INSIGHTS SERIES	232.340
3.987	D	AB INTERNATIONAL STRATEGIC EQUITIES HARVESTING SERIES	44.910
1.831	D	AB SICAV I - ALTERNATIVE RISK	9.990
1.877	D	AB SICAV I - EUROPE (EX UK) EQ	2.154.461
1.837	D	AB SICAV I - EUROPEAN EQUITY P	9.191.336
1.835	D	AB SICAV I - EUROZONE EQUITY P	285.740
1.840	D	AB SICAV I - LOW VOLATILITY T	508.177
1.834	D	AB SICAV I ALL MARKET INCOME	5.580
1.832	D	AB SICAV I ALL MARKET TOTAL	371.380
3.122	D	AB TRUST - AB INTERNATIONAL VALUE FUND	17.052
3.156	D	AB VARIABLE PROD SERIES FD, INC. - AB BALANCED WEALTH STG	862.050
3.155	D	AB VARIABLE PROD SERIES FUND, INC. - AB INT VALUE PORTFOLIO	15.737
3.984	D	ABERDEEN GLOBAL ABSOLUTE RETURNSTR	232.100
3.888	D	ABERDEEN GLOBAL INFRASTRUCTURE FUND	517.672
2.955	D	ABERDEEN INVESTMENT FUNDS UK ICVC II - ABERDEEN EUROPEAN EQUITY ENHANCED INDEX FUND	84.415
2.956	D	ABERDEEN INVESTMENT FUNDS UK ICVC II - ABERDEEN EUROPEN EQUITY TRACKER FUND	192.524
2.954	D	ABERDEEN INVESTMENT FUNDS UK ICVC II - ABERDEEN WORLD EQUITY ENHANCED INDEX FUND	608.500
3.515	D	ABERDEEN SELECT INTERNATIONAL EQUITY FUND	5.228.732
2.904	D	ABERDEEN STANDARD OEIC II - ASI EUROPE EX UK INCOME EQUITY FUND	

Legenda:

D: Delegante R: Rappresentato legalmente

**Elenco Interventuti
(Tutti ordinati alfabeticamente)**

Assemblea Ordinaria

Badge	Titolare Tipo Rap.	Deleganti / Rappresentati legalmente	Ordinaria
199	D	ABERDEEN STANDARD SICAV I	173.509
1.740	D	ABN AMRO PF UBS RAFI 1000	615.196
2.050	D	ABP IARD	64.684
532	D	ABU DHABI RETIREMENT PENSIONS AND BENEFIT	168.909
1.501	D	ACADIAN ALL COUNTRY WORLD EX US FUND	1.128.831
1.637	D	ACADIAN ALL COUNTRY WORLD MANAGED VOLATILITY EQUITY FUND LLC	68.963
3.763	D	ACADIAN CORE INTERNATIONAL EQUITY FUND	33.834
1.671	D	ACADIAN GLOBAL MANAGED VOLATILITY EQUITY FUND LLC	583.627
1.383	D	ACADIAN INTERNATIONAL ALL-CAP FUND	66.815
1.627	D	ACADIAN INTERNATIONAL EQUITY FUND LLC	103.514
1.628	D	ACADIAN NON US ALL CAP EQUITY FUND USD HEDGED LLC	368.773
484	D	ACCIDENT COMPENSATION CORPORATION	862.082
1.204	D	ACM ACTIONS	17.542
1.203	D	ACM ACTIONS PLUS	13.657
787	D	ACM IARD SA	1.007.481
786	D	ACM MUT FONDS GENERAL	1.975.105
785	D	ACM VIE SA FONDS GENERAL	8.494.718
784	D	ACM VIE SA SELR EURO	869.400
1.886	D	ACMBERNSTEIN	991.010
1.929	D	ACMBERNSTEIN FCP	7.340.755
1.914	D	ACMBERNSTEIN-DYNAMIC DIVERSIFI	5.102
2.712	D	ACORN 1998 TRUST	8.411
914	D	ACTIAM BELEGGINGSFONDSEN NV	191.283
911	D	ACTIAM RESPONSIBLE INDEX FUND EQUITY EUR	1.724.625
4.206	D	ACUERDO HOLDINGS INC	13.838
1.693	D	ADIF APP LSV IE	99.900
1.692	D	AD2F TSPC LAZARD	93.860
1.766	D	ADEPT INVESTMENT MANAGEMENT PLC	982.876
2.153	D	ADP DIVERSIFIE DYNAMIQUE	41.965
480	D	ADVANCE INTERNATIONAL SHARE INDEX FUND	667.619
1.282	D	ADVANCED SERIES ASTPRUDENTIAL FLEXIBLE MULTI STRATEGY PORTFOLIO	36.130
1.425	D	ADVANCED SERIES TRUST - AST FI PYRAMIS QUANTITATIVE PORTFOLIO	234.462
1.664	D	ADVANCED SERIES TRUST-AST PRUDENTIAL GROWTH ALLOCATION PORTFOLIO	234.462
2.099	D	ADVIT ACT EU	836.755
2.893	D	AEGON CUSTODY B.V	225.275
2.894	D	AEGON CUSTODY B.V	103.093
2.910	D	AEGON CUSTODY B.V.	929.464
3.069	D	AEGON CUSTODY B.V.	423.000
3.070	D	AEGON CUSTODY B.V.	821.202
3.071	D	AEGON CUSTODY B.V.	325.439
3.072	D	AEGON CUSTODY B.V.	1.046.424
			24.658

Legenda:

D: Delegante R: Rappresentato legalmente

**Elenco Interventuti
(Tutti ordinati alfabeticamente)**

Assemblea Ordinaria

Badge	Titolare Tipo Rap.	Deleganti / Rappresentati legalmente	Ordinaria
			5.826
1.995	D	AF DYNAMIC MULTI FACTO GLOBAL EQ-EUROPE	1.163.177
1.731	D	AF81 LABOR SELECT INTL EQ	25.780
982	D	AFDELING DANICA LINK - INDEKS GLOBALE AKTIER	2.710
1.833	D	AFFINTY WORLD LEADERS EQUITY	188.154
3.745	D	AGF ALL WORLD TAX ADVANTAGE GROUP LIMITED	213.111
3.746	D	AGF ALL WORLD TAX ADVANTAGE GROUP LIMITED	160.416
3.743	D	AGF EUROPEAN EQUITY FUND	142.741
1.844	D	AGF FCR ACTIONS	148.399
3.744	D	AGF GLOBAL REAL ASSETS FUND	67.000
152	D	AGI FONDS GRILLPARZER	292.647
292	D	AGIPI MONDE DURABLE	1.400.000
2.354	D	AGORA MASTER FUND LIMITED APPLEBY TRUST (CAYMAN) LTD	240.247
2.170	D	AGRICA TACTIQUE G	403
2.300	D	AHL INSIGHT LIMITED	1.198.048
1.030	D	AI 50:50 GLOBAL EQUITY FUND	103.104
1.047	D	AI DISTRIBUTION LIFE FUND	3.936.076
1.035	D	AI EUROPE EQUITY EX UK FUND	2.041.928
1.082	D	AI STRATEGIC GLOBAL EQUITY FUND	24.459
1.026	D	AIA GLOBAL MULTI-FACTOR EQUITY FUN HSBC FRANCE	3.489.000
1.777	D	AIC CAMBIAR INTERNATIONAL EQUITY FUND	67.736
1.729	D	AIF 21104 LPI AKT EUROPA II	888.853
1.845	D	AIM EQUITY EMU 1	315.868
168	D	AIRBUS INVEST FOR LIFE AKTIENFONDS 1	2.280
2.585	D	AJO GLOBAL MARKET-NEUTRAL FUND LTD	60.023
1.542	D	AL TRUST AKTIEN EUROPA SPK	828.674
1.423	D	AL TRUST FONDS SP 7 SPK	426.363
1.422	D	AL TRUST H3 FONDS SPK	2.303.290
3.543	D	ALAMEDA COUNTY EMPLOYEES' RETIREMENT ASSOCIATION	18.396
1.333	D	ALAMOSA LLC	148.352
1.271	D	ALAS INV SERVICESMONDRIAN INV	315.882
4.020	D	ALASKA COMMON TRUST FUND	2.797.490
1.467	D	ALASKA PERMANENT FUND CORPORATION	1.150.133
1.751	D	ALASKA PERMANENT FUND CORPORATION	928.534
1.752	D	ALASKA PERMANENT FUND CORPORATION	2.423.308
3.408	D	ALBERTA INVESTMENT MANAGEMENT CORPORATION	101.640
3.066	D	ALDER INVESTMENT FUND	3.758
4.200	D	ALEC FREEMAN 2013 GST TRUST	163.207
832	D	ALETTI GES ABS RE	20.151
833	D	ALETTI GES C MT IV	390.852
834	D	ALETTI GES C MT V	332.257
835	D	ALETTI GES MAIII	508.940
829	D	ALETTI GES MT EUR	300.000
828	D	ALETTI GES OB EUR C	250.000
827	D	ALETTI GES OB ITA	

Legenda:

D: Delegante R: Rappresentato legalmente

**Elenco Interventuti
(Tutti ordinati alfabeticamente)**

Assemblea Ordinaria

Badge	Titolare Tipo Rap.	Deleganti / Rappresentati legalmente	Ordinaria
			482.480
830	D	ALETTI GES PR CED II	176.642
2.740	D	ALFRED I. DUPONT TESTAMENTARY TRUST	175.766
3.625	D	ALGEMEEN PENSIOENFONDS VAN CURACAO	14.146
2.480	D	ALICE A PROIETTI FAMILY TRUST UAD 09/27/13	39.261
1.412	D	ALICNY BLACKROCK GBL EQUITY	159.538
1.019	D	ALL GL IN ASIA FD-ALLIANZ SEL EU EQY DIV.	88.110
3.154	D	ALLIANCEBERNST VAR PROD SER F INC.ALLIANCEB DYN ASSET	1.185.066
4.093	D	ALLIANCEBERNSTEIN DELAWARE BUSINESS TRUST - AB INTERNATIONAL STRATEGIC EQUITIES SERIES	1.504.660
4.095	D	ALLIANCEBERNSTEIN DELAWARE BUSINESS TRUST-AB GLOBAL RESEARCH INSIGHTS SERIES II	2.695.950
4.089	D	ALLIANCEBERNSTEIN EUROPEAN OPPORTUNITIES SERIES	30.778
1.948	D	ALLIANCEBERNSTEIN FUND DYNAMIC	10.639
3.149	D	ALLIANCEBERNSTEIN GLOBAL RISK ALLOCATION FUND INC	17.889
4.088	D	ALLIANCEBERNSTEIN INTERNATIONAL ALL-COUNTRY PASSIVE SERIES	19.261
136	D	ALLIANGI FONDS ABF	2.104.000
3.241	D	ALLIANZ ACTIONS EURO CONVICTIONS	542.108
3.737	D	ALLIANZ AZIONI EUROPA	3.000.000
3.738	D	ALLIANZ AZIONI ITALIA	85.443
1.847	D	ALLIANZ CAVAMAC ACTIONS	342.884
1.059	D	ALLIANZ CGI SUBFONDS EQUITIES	385.778
1.017	D	ALLIANZ CHOICE BEST STYLES EUROPE FUND	132.000
3.240	D	ALLIANZ EPARGNE ACTIONS ISR SOLIDAIRE	1.050.000
134	D	ALLIANZ GI FONDS RANW II	135.021
3.170	D	ALLIANZ GLOBAL INV GMBH FOR ALLIANZGI-FONDS SFT2	219.732
2.060	D	ALLIANZ GLOBAL INVESTORS FRANCE	15.845.811
3.830	D	ALLIANZ GLOBAL INVESTORS FUND	105.035
1.092	D	ALLIANZ GLOBAL INVESTORS GMBH	949.490
3.311	D	ALLIANZ GLOBAL INVESTORS GMBH FOR ALLIANZ FLEXI	1.783.614
3.310	D	ALLIANZ GLOBAL INVESTORS GMBH FOR ALLIANZ STRAT.	1.322.077
3.308	D	ALLIANZ GLOBAL INVESTORS GMBH FOR ALLIANZ VERM. EUROPA	17.346
3.432	D	ALLIANZ GLOBAL INVESTORS GMBH FOR ALLIANZGI-FONDS HPT	18.623
3.159	D	ALLIANZ GLOBAL INVESTORS GMBH FOR ALLIANZGI-FONDS INDU	137.069
3.440	D	ALLIANZ GLOBAL INVESTORS GMBH FOR ALLIANZGI-FONDS VDB	273.462
3.306	D	ALLIANZ GLOBAL INVESTORS GMBH FOR CONVEST 21 VL	550.000
3.160	D	ALLIANZ GLOBAL INVESTORS GMBH FOR DBI-FONDS ANDUS	92.963
3.140	D	ALLIANZ GLOBAL INVESTORS GMBH FOR DBI-FONDS SFT 4	186.435
3.307	D	ALLIANZ GLOBAL INVESTORS GMBH FOR FONDIS	31.421
3.309	D	ALLIANZ GLOBAL INVESTORS GMBH FOR PREMIUMMANDAT	

Legenda:

D: Delegante R: Rappresentato legalmente

**Elenco Interventuti
(Tutti ordinati alfabeticamente)**

Assemblea Ordinaria

Badge	Titolare Tipo Rap.	Deleganti / Rappresentati legalmente	Ordinaria
1.006	D	ALLIANZ GLOBAL INVESTORS PREMIER	27.608
3.739	D	ALLIANZ GLOBAL STRATEGY 15	11.683
3.740	D	ALLIANZ GLOBAL STRATEGY 30	19.579
3.741	D	ALLIANZ GLOBAL STRATEGY 70	197.567
1.850	D	ALLIANZ HOSPI VAL DURABLES	400.000
1.849	D	ALLIANZ HOSPITALIERS EURO	400.000
3.619	D	ALLIANZ INT INV FDS- ALLIANZ BEST STYLES GLOBAL AC EQUITY	70.458
3.742	D	ALLIANZ ITALIA 50 SPECIAL	125.000
1.066	D	ALLIANZ PV-WS RCM SYSPRO INDEXING EUROLAND	157.665
1.067	D	ALLIANZ PV-WS RCM SYSPRO VALUE EUROPE	487.579
3.838	D	ALLIANZ STIFTUNGSFONDS NACHHALTIGKEIT	98.096
3.834	D	ALLIANZ SUISSE - STRATEGY FUND	26.127
2.318	D	ALLIANZ SUISSE LEBENSVERSICHERUNGS-GESELLSCHAFT AG	1.203.930
3.621	D	ALLIANZ UK + EUROPEAN INV FUNDS-ALLIANZ UK EQUITY	90.000
3.620	D	ALLIANZ UK+EUROPEAN INV FDS-ALLIANZ EUROPEAN EQUITY	125.294
3.239	D	ALLIANZ VALEURS DURABLES	2.500.000
1.069	D	ALLIANZ VGI 1 FONDS AGI EQUITIES	444.810
1.071	D	ALLIANZ VGL FONDS RCM GROWTH EUROPE	1.196.329
1.861	D	ALLIANZ VIE ACE ACTIONS-HENAFF	377.630
1.857	D	ALLIANZ VIE-HENAFF HERVE	229.088
3.909	D	ALLIANZGI BEST STYLES GLOBAL EQUITY FUND	82.994
3.905	D	ALLIANZGI BEST STYLES GLOBAL MANAGED VOLATILITY PORTFOLIO	20.863
163	D	ALLIANZGI FONDS AFE	488.030
148	D	ALLIANZGI FONDS ALPEN	27.539
135	D	ALLIANZGI FONDS APNIESA	448.923
151	D	ALLIANZGI FONDS AVP	8.940
183	D	ALLIANZGI FONDS BREMEN	74.641
174	D	ALLIANZGI FONDS CAESAR	54.957
145	D	ALLIANZGI FONDS DIN	20.000
147	D	ALLIANZGI FONDS DPF DILLINGER PENSIONSFO	147.298
181	D	ALLIANZGI FONDS DPWS	37.339
158	D	ALLIANZGI FONDS DUNHILL	37.580
150	D	ALLIANZGI FONDS FIB	100.000
149	D	ALLIANZGI FONDS GANO	5.937
139	D	ALLIANZGI FONDS GANO 2	35.979
162	D	ALLIANZGI FONDS HNE	570.000
156	D	ALLIANZGI FONDS MAV	37.610
155	D	ALLIANZGI FONDS NICO	12.201
186	D	ALLIANZGI FONDS OB PENSION	86.400
191	D	ALLIANZGI FONDS OLB PENSIONEN	48.771
188	D	ALLIANZGI FONDS PENCABBV PENSIONS	157.485

Legenda:

D: Delegante R: Rappresentato legalmente

**Elenco Interventuti
(Tutti ordinati alfabeticamente)**

Assemblea Ordinaria

Badge	Titolare	Deleganti / Rappresentati legalmente	Ordinaria
	Tipo Rap.		
164	D	ALLIANZGI FONDS PF1	865.227
167	D	ALLIANZGI FONDS PF2	500.843
169	D	ALLIANZGI FONDS PFALCO	484.216
140	D	ALLIANZGI FONDS PFD	9.069
157	D	ALLIANZGI FONDS PGD	60.787
165	D	ALLIANZGI FONDS PTV2	921.960
141	D	ALLIANZGI FONDS REINVEST	13.611
146	D	ALLIANZGI FONDS SCHLUCCO	57.000
171	D	ALLIANZGI FONDS SHL	9.000
160	D	ALLIANZGI FONDS STV	16.991
170	D	ALLIANZGI FONDS SVKK	13.392
154	D	ALLIANZGI FONDS TOB	45.732
144	D	ALLIANZGI FONDS TSF	10.000
159	D	ALLIANZGI FONDS VSBW	137.659
143	D	ALLIANZGI FONDS WERT	7.200
3.908	D	ALLIANZGI GLOBAL DYNAMIC ALLOCATION FUND	18.941
3.907	D	ALLIANZGI GLOBAL NATURAL RESOURCES FUND	8.555
3.906	D	ALLIANZGI NFJ INTERNATIONAL VALUE FUND	185.725
620	D	ALLIANZGI-FONDS DSPT	446.141
2.163	D	ALLOCATION INVEST INDIANAPOLIS	332.724
1.601	D	ALLSTATE INSURANCE CO BLACKROCK	245.092
1.560	D	ALLSTATE LIFE INSURANCE COMPANY	116.495
122	D	ALLTRI INKA	149.700
1.084	D	ALPHA ARCHITECT INTERNATIONAL QUANTITATI	169.803
1.088	D	ALPHACENTRIC ENERGY INCOME FUND	39.900
2.302	D	ALPHANATICS MASTER FUND LTD C/O APPLEBY TRUST (CAYMAN) LTD	200.000
2.359	D	ALPHANATICS MASTER FUND LTD CO PICTET ASSET MANAGEMENT SA.	513.975
2.728	D	ALW 2010 FAMILY TRUST ALICE WALTONC/O WALTON ENTERPRISES LLC	423.465
2.058	D	ALZ DIVERSIFIE CAUMARTIN (POCHE EURO)	140.000
1.951	D	AM SOL IT- PROG CED 12 2022	19.495
1.953	D	AM SOL IT-PROG CED 05 2023	29.882
1.954	D	AM SOL IT-PROG CED 06 2023	24.547
1.898	D	AM SOL IT-PROGETTO CED 04 2024	23.492
1.891	D	AM SOL IT-PROGETTO SVILUPPO GL	25.535
3.523	D	AMERICAN AIRLINES INC., MASTER FIXED BENEFIT PENSION TRUST	1.258.863
523	D	AMERICAN BALANCED FUND	76.355.397
3.178	D	AMERICAN BAR ASSOCIATION MEMBERS/MTC	68.500
3.217	D	AMERICAN BEACON ADVISORS COLLECTIVE INVESTMENT TRUST	654.255
3.219	D	AMERICAN BEACON DIVERSIFIED FUND	133.777
3.218	D	AMERICAN BEACON INTERNATIONAL EQUITY FUND	2.367.945

Legenda:

D: Delegante R: Rappresentato legalmente

**Elenco Interventuti
(Tutti ordinati alfabeticamente)**

Assemblea Ordinaria

Badge	Titolare Tipo Rap.	Deleganti / Rappresentati legalmente	Ordinaria
3.892	D	AMERICAN BUREAU OF SHIPPING	6.606
3.886	D	AMERICAN CENTURY ETF TRUST-AVANTIS INTERNATIONAL EQUITY ETF	131.660
3.181	D	AMERICAN CENTURY RETIREMENT DATE TRUST	422.589
3.180	D	AMERICAN CENTURY WORLD MUTUAL FUNDS INC - NT INT VALUE	810.873
3.179	D	AMERICAN CENTURY WORLD MUTUAL FUNDS, INC. INTL VALUE F	46.864
3.931	D	AMERICAN FUNDS FUNDAMENTAL INVESTORS	56.826.957
3.901	D	AMERICAN FUNDS GLOBAL INSIGHT FUND	1.242.553
3.935	D	AMERICAN FUNDS INSURANCE SERIES CAPITAL INCOME BUILDER	2.264.384
3.933	D	AMERICAN FUNDS INSURANCE SERIES GLOBAL GROWTH AND INCOME FUND	3.539.000
3.930	D	AMERICAN FUNDS INSURANCE SERIES GROWTH INCOME FUND	8.712.341
3.932	D	AMERICAN FUNDS INSURANCE SERIESASSET ALLOCATION FUND	24.000.000
3.934	D	AMERICAN FUNDS INSURANCE SERIESGLOBAL BALANCED FUND	88.100
3.902	D	AMERICAN FUNDS INTERNATIONAL VANTAGE FUND	2.174.615
212	D	AMERICAN HEART ASSOCIATION, INC	19.142
2.732	D	AMERICAN HONDA MASTER RETIREMENT TRUST	546.330
364	D	AMF AKTIEFOND EUROPA C/O AMF FONDER AB	2.153.176
365	D	AMF AKTIEFOND GLOBAL C/O AMF FONDER AB	1.372.202
367	D	AMF AKTIEFOND VARLDEN C/O AMF FONDER AB	1.082.273
366	D	AMF BALANSFOND C/O AMF FONDER AB	331.405
1.826	D	AMJ GLOBAL BALANCED FUND 2017	58.458
247	D	AMP CAP UNHEDGED GL SHS MULTI MAN FUND	40.694
852	D	AMP CAP UNHEDGED GL SHS MULTI MAN FUND	101.568
253	D	AMP CAPITAL GLOBAL QUALITY FUND	33.130
257	D	AMP CAPITAL SPEC INTERN SHARE FUND	320.562
246	D	AMP INTERNATIONAL EQUITY INDEX FUND HEDG	980.909
262	D	AMP LIFE INTERNATIONAL EQUITIES FUND	157.043
2.755	D	AMPERSAND INVESTMENTS LIMITED	67.779
2.257	D	AMUNDI ACTIONS EURO ISR	753.187
2.250	D	AMUNDI ACTIONS EUROPE ISR	175.383
2.258	D	AMUNDI ACTIONS RESTRUCTURATIONS	362.519
2.283	D	AMUNDI BEST SELECTION CLASSIC	20.486
2.281	D	AMUNDI BEST SELECTION PLUS	37.042
2.282	D	AMUNDI BEST SELECTION TOP	16.384
2.280	D	AMUNDI BILANCIATO EURO	16.035
3.018	D	AMUNDI CANADA INC C/O ISS	20.610
2.285	D	AMUNDI CEDOLA 2021	23.261
2.284	D	AMUNDI DISTRIBUZIONE ATTIVA	25.879

Legenda:

D: Delegante R: Rappresentato legalmente

Pagina

**Elenco Interventuti
(Tutti ordinati alfabeticamente)**

Assemblea Ordinaria

Badge	Titolare Tipo Rap.	Deleganti / Rappresentati legalmente	Ordinaria
2.279	D	AMUNDI DIVIDENDO ITALIA	2.700.000
1.994	D	AMUNDI EURO STOXX 50	6.951.630
2.252	D	AMUNDI EUROPE MONDE	164.232
2.020	D	AMUNDI FDS GLOB MULTI-ASSET CONSERVATIVE	75.261
2.013	D	AMUNDI FDS GLOBAL MULTI-ASSET TARGET INC	252.672
2.014	D	AMUNDI FUNDS ABSOLUTE RETURN MULTI-SRAT	360.767
1.999	D	AMUNDI FUNDS DYNAMIC MULTI FACT EUROPE EQU	198.249
1.998	D	AMUNDI FUNDS DYNAMIC MULTI FACTORS EURO	1.081.857
2.006	D	AMUNDI FUNDS EQUITY EURO RISK PARITY	578.118
1.997	D	AMUNDI FUNDS EQUITY EUROPE RISK PARITY	81.838
2.021	D	AMUNDI FUNDS EURO MULTI-ASSET TARGET INC	305.293
2.012	D	AMUNDI FUNDS EUROPEAN EQUITY TARGET INCO	6.576.349
2.015	D	AMUNDI FUNDS GLOBAL EQUITY TARGET INCOME	3.104.418
2.019	D	AMUNDI FUNDS GLOBAL MULTI-ASSET	40.187
2.004	D	AMUNDI FUNDS GLOBAL PERSPECTIVES	22.417
1.993	D	AMUNDI FUNDS MULTI ASSET CONSERVATIVE	81.861
2.018	D	AMUNDI FUNDS MULTI-STRATEGY GROWTH	290.979
2.016	D	AMUNDI FUNDS PIONEER FLEXIBLE OPPORTUNIT	340.513
2.017	D	AMUNDI FUNDS REAL ASSETS TARGET INCOME	250.000
2.152	D	AMUNDI HORIZON	152.946
2.001	D	AMUNDI INDEX EQUITY GLOBAL LOW CARBON	230.067
2.005	D	AMUNDI INDEX EQUITY GLOBAL MULTI SMART ALLOCATION SCIENTIFIC BETA	16.350
2.003	D	AMUNDI INDEX MSCI EMU	3.489.276
2.000	D	AMUNDI INDEX MSCI EUROPE	1.635.132
2.002	D	AMUNDI INDEX MSCI WORLD	255.760
2.134	D	AMUNDI LABEL DYNAMIQUE ESR	244.363
2.136	D	AMUNDI LABEL EQUILIBRE ESR	353.265
2.135	D	AMUNDI LABEL PRUDENCE ESR	205.276
1.973	D	AMUNDI LUXEMBOURG SA	393.738
2.007	D	AMUNDI MSCI EUROPE EX UK	13.887
2.287	D	AMUNDI OBIETTIVO CRESCITA 2022	10.179
2.289	D	AMUNDI OBIETTIVO CRESCITA 2022 DUE	10.514
2.286	D	AMUNDI OBIETTIVO RISPARMIO 2022	1.384
2.288	D	AMUNDI OBIETTIVO RISPARMIO 2022 DUE	1.342
2.291	D	AMUNDI OBIETTIVO RISPARMIO 2022 QUATTRO	1.126
2.290	D	AMUNDI OBIETTIVO RISPARMIO 2022 TRE	1.185
2.242	D	AMUNDI PARTRIMOINE PEA	61.469
2.247	D	AMUNDI PATRIMOINE	141.159
2.008	D	AMUNDI PRIME EUROPE - UCITS ETF DR	14.671
2.009	D	AMUNDI PRIME EUROZONE	153.544
2.010	D	AMUNDI PRIME GLOBAL - UCITS ETF DR	18.101
2.238	D	AMUNDI RENDEMENT PLUS	310.466
2.253	D	AMUNDI RESA ACTIONS EURO	842.592
2.255	D	AMUNDI RESA ACTIONS EUROPE	29.567

Legenda:

D: Delegante R: Rappresentato legalmente

Pagina

Ch
9
EH

**Elenco Interventuti
(Tutti ordinati alfabeticamente)**

Assemblea Ordinaria

Badge	Titolare Tipo Rap.	Deleganti / Rappresentati legalmente	Ordinaria
			2.933.840
2.259	D	AMUNDI RESA ESG ACTIONS EURO	17.352
1.962	D	AMUNDI S.F. - EQ PLAN 60	17.906
1.964	D	AMUNDI S.F. -ABSOLUTE RET MULTI	158.286
1.895	D	AMUNDI S.F.-BURO EQ MARKET PLUS	13.490
1.938	D	AMUNDI SF-DIV TGT INC 11 2021	15.742
1.936	D	AMUNDI SF-DIV TGT INC 11 2022	4.971
1.908	D	AMUNDI SF-DIVERS TARG IN 11 21	1.745.542
1.821	D	AMUNDI SGR SPA	1.387.458
1.819	D	AMUNDI SGR SPA / AMUNDI RISPARMIO ITALIA	482.416
1.824	D	AMUNDI SGR SPA / AZIONARIO EUROPA	350.097
1.823	D	AMUNDI SGR SPA / AZIONARIO VALORE EUROPA A DISTRIBUZIONE	149.195
1.822	D	AMUNDI SGR SPA / OBBLIGAZIONARIO PIU' A DIS TRIBUZIONE	1.372.000
1.820	D	AMUNDI SGR SPA/AMUNDI SVILUPPO ITALIA	15.052
1.975	D	AMUNDI SIF GLOBAL ETHICAL EQUITIES	16.585
1.916	D	AMUNDI SOLUZ IT-PROG CED 02 21	26.714
1.942	D	AMUNDI SOLUZ IT-PROG CED 02 22	21.341
1.918	D	AMUNDI SOLUZ IT-PROG CED 03 21	20.985
1.944	D	AMUNDI SOLUZ IT-PROG CED 03 22	11.832
1.945	D	AMUNDI SOLUZ IT-PROG CED 04 22	58.461
1.901	D	AMUNDI SOLUZ IT-PROG CED 05 20	21.062
1.921	D	AMUNDI SOLUZ IT-PROG CED 05 21	13.242
1.949	D	AMUNDI SOLUZ IT-PROG CED 05 22	38.887
1.904	D	AMUNDI SOLUZ IT-PROG CED 06 20	16.537
1.926	D	AMUNDI SOLUZ IT-PROG CED 06 21	13.096
1.947	D	AMUNDI SOLUZ IT-PROG CED 06 22	10.761
1.970	D	AMUNDI SOLUZ IT-PROG CED 07 22	47.350
1.905	D	AMUNDI SOLUZ IT-PROG CED 08 20	9.674
1.930	D	AMUNDI SOLUZ IT-PROG CED 08 21	42.711
1.907	D	AMUNDI SOLUZ IT-PROG CED 09 20	15.076
1.933	D	AMUNDI SOLUZ IT-PROG CED 09 21	25.136
1.969	D	AMUNDI SOLUZ IT-PROG CED 09 22	13.773
1.950	D	AMUNDI SOLUZ IT-PROG CED 10 22	33.892
1.912	D	AMUNDI SOLUZ IT-PROG CED 11 20	19.137
1.909	D	AMUNDI SOLUZ IT-PROG CED 12 20	11.181
1.940	D	AMUNDI SOLUZ IT-PROG CED 12 21	32.138
1.968	D	AMUNDI SOLUZIONI IT-PROG. AZ.	34.322
2.230	D	AMUNDI STRATEGIES ACTIONS EUROPE CORE + EURO	19.604
2.236	D	AMUNDI STRATEGIES ACTIONS EUROPE RISK PARITY	23.489
2.830	D	AMUNDI UCITS FGR FUNDS	1.030.880
2.829	D	ANDRA AP-FONDEN	1.337.306
815	D	ANIMA ALTO POTENZIALE EUROPA ANIMA SGR S	1.000.000
813	D	ANIMA ALTO POTENZIALE ITALIA ANIMA SGR	8.390
840	D	ANIMA ESAGONO AZIONARIO GLOBALE ANIMA SG	

Legenda:

D: Delegante R: Rappresentato legalmente

**Elenco Interventuti
(Tutti ordinati alfabeticamente)**

Assemblea Ordinaria

Badge	Titolare Tipo Rap.	Deleganti / Rappresentati legalmente	Ordinaria
			13.700
839	D	ANIMA ESAGONO OBBL CORP ANIMA SGR	548.354
824	D	ANIMA EUROPA ANIMA SGR SPA	600.000
823	D	ANIMA FONDO TRADING ANIMA SGR SPA	2.103.991
3.185	D	ANIMA FUNDS PLC	3.291.034
819	D	ANIMA ITALIA ANIMA SGR	75.000
836	D	ANIMA MEGATREND ANIMA SGR	26.640
837	D	ANIMA PICPAC MAGELLANO 2022 ANIMA SGR	48.599
838	D	ANIMA PICPAC VALORE GLOBALE 2022 ANIMA S	386.200
814	D	ANIMA SELEZIONE GLOBALE ANIMA SGR	2.039.352
822	D	ANIMA SFORZESCO ANIMA SGR SPA	406.032
817	D	ANIMA SGR SPA	796.923
816	D	ANIMA SGR SPA - ANIMA VISCONTEO PLUS	125.000
831	D	ANIMA SGR SPA - GESTIELLE PRO ITALIA	1.342.320
818	D	ANIMA SGR SPA ANIMA CRESCITA ITALIA	488.500
826	D	ANIMA SGR SPA ANIMA MAGELLANO	1.025.016
812	D	ANIMA SGR SPA ANIMA SELEZIONE EUROPA	100.800
825	D	ANIMA SGR SPA ANIMA VESPUCCI	4.277.955
820	D	ANIMA VISCONTEO ANIMA SGR SPA	733.500
821	D	ANIMA/ANIMA VAL.GLOBALE	1.769
4.102	D	ANNE E. PENFIELD 1999 IRREVOCABLE TRUST	85.414
1.925	D	ANTARIUS ROTATION SECTORIELLE	126.400
469	D	ANZ PRIVATE GLOBAL EQUITIES TRUST	24.932
464	D	ANZ WHOLESALE INTERN.SHARE NO. 1 FUND	908.600
481	D	ANZ WHOLESALE INTERNATION SHARE NO. 3 FU	45.723
1.624	D	AOHIT HAI LAZARD ASSET MGT THE ARCHDIOCESE OF HARTFORD INVESTMENT TRUST	4.611
1.623	D	AOHIT HAI RHUMBLINE EAFE THE ARCHDIOCESE OF HARTFORD INVESTMENT TRUST	73.676
1.801	D	AON HEWITT COLLECTIVE INVESTMENT TRUST	280.273
3.747	D	AON HEWITT GLOBAL EQUITY FUND	527.500
1.809	D	AON HEWITT GROUP TRUST	40.525
2.730	D	AON PENSION PLAN TRUST AON CORPORATION	125.031
2.729	D	AON SAVINGS PLAN TRUST	423.046
2.124	D	AP ACTIONS 1 EURO	144.971
2.126	D	AP ACTIONS 3 MIN VOL	9.476.085
1.754	D	AP7 EQUITY FUND	95.834
1.713	D	APL RB EQ DEV MIRA	9.298
2.052	D	APSA-SRI ABSOL RETURN MULTI-ASSETS N1	1.155
2.053	D	APSA-SRI ABSOL RETURN MULTI-ASSETS N2	1.076.422
720	D	AQR FUNDS - AQR INTERNATIONAL MULTI STYL	72.022
3.643	D	ARAB BANK FOR ECONOMIC DEVELOPMENT IN	1.538.145
1.816	D	ARBEJDSMARKEDETS TILLAGSPENSION	28.623
1.733	D	ARC RB EQ DEV KAITOS	3.890.000
1	D	ARCA FONDI SGR - FONDO ARCA AZIONI ITALIA	390.000
2	D	ARCA FONDI SGR - FONDO ARCA ECONOMIA REALE	

Legenda:

D: Delegante R: Rappresentato legalmente

**Elenco Interventuti
(Tutti ordinati alfabeticamente)**

Assemblea Ordinaria

Badge	Titolare Tipo Rap.	Deleganti / Rappresentati legalmente	Ordinaria
		BILANCIATO ITALIA 55	38.334
2.918	D	ARCHDIOCESE OF DETROIT	102.431
1.697	D	ARCHDIOCESE OF NEW YORK MASTER TRUST	31.278
3.188	D	ARCHITAS MULTI-MANAGER GLOBAL FUNDS UNIT TRUST	70.121
3.189	D	ARCHITAS MULTI-MANAGER GLOBAL FUNDS UNIT TRUST	114.637
1.293	D	ARCONIC CORP PENSION PLANS MASTER TRUST	51.184
1.303	D	ARCONIC RETIREMENT PLANS MASTER TRUST	1.149.700
386	D	ARGENTA DP	152.563
3.571	D	ARGO GLOBAL LISTED INFRASTRUCTURE LIMITED	19.665
2.156	D	ARIA	561.480
3.175	D	ARIZONA STATE RETIREMENT SYSTEM	374.152
11	D	ARK LIFE ASSURANCE COMPANY LIMITED	1.027.866
1.551	D	ARKANSAS PUBLIC EMPLOYEES RETIREMENT SYSTEM	43.303
4.060	D	ARKWRIGHT, LLC	10.000
1.200	D	ARPEGE PREVOYANCE	405.327
2.103	D	ARRCO LONG TERME B NATIXIS INVEST MANAGERS INTERNAT	671.007
2.137	D	ARRCO LONG TERME D ACTIONS	313.140
2.101	D	ARRCO LONG TERME F	1.571.425
4.013	D	ARROWSTREET (CANADA) GLOBAL ALL-COUNTRY FUND I	622.476
4.014	D	ARROWSTREET (CANADA) GLOBAL ALL-COUNTRY FUND II	358.255
4.016	D	ARROWSTREET (CANADA) GLOBAL WORLD FUND I	136.048
4.015	D	ARROWSTREET (CANADA) INTERNATIONAL DEVELOPED MARKET EX US FUND I	234.011
3.889	D	ARROWSTREET GLOBAL EQUITY ACWI TRUST FUND	2.334.381
3.891	D	ARROWSTREET INTERNATIONAL EQUITY ACWI EX US TRUST FUND	599.801
3.890	D	ARROWSTREET INTERNATIONAL EQUITY EAFE TRUST FUND	21.518
4.176	D	ART 4 DESCENDANT TR/KELLY GUZIEK	1.104.400
664	D	ARTEMIS EUROPEAN GROWTH FUND	2.197.126
663	D	ARTEMIS GLOBAL EQUITY INCOME FUND	118.037
623	D	ARTEMIS INSTITUTIONAL GLOBAL CAPITAL FUN	16.661
4.132	D	ARTICLE 9 TRUST U/W GLADYS T PERKINS	63.730
2.371	D	ARTSFARE 2005 TRUST	3.904
2.485	D	ARVEST FOUNDATION	1.078.633
2.594	D	ASCENSION ALPHA FUND, LLC	547.012
2.693	D	ASCENSION HEALTHCARE MASTER PENSION TRUST	10.678
4.119	D	ASHFORTH PROPERTIES INC.	145.912
1.889	D	ASI - PROGETTO SVILUPPO GLO	28.903
1.952	D	ASI-PROGETTO CEDOLA 04 2023	22.002
1.955	D	ASI-PROGETTO CEDOLA 07 2023	28.514
1.957	D	ASI-PROGETTO CEDOLA 09 2023	28.792
1.958	D	ASI-PROGETTO CEDOLA 10 2023	26.834
1.960	D	ASI-PROGETTO CEDOLA 12 2023	53.211
533	D	ASPIRIANT RISK MANAGED GLOBAL EQUITY FUN	

Legenda:

D: Delegante R: Rappresentato legalmente

**Elenco Interventuti
(Tutti ordinati alfabeticamente)**

Assemblea Ordinaria

Badge	Titolare Tipo Rap.	Deleganti / Rappresentati legalmente	Ordinaria
			493.988
375	D	ASR LEVENSVERZEKERING N.V.	763.420
2.372	D	ASSET MANAGEMENT EXCHANGE CCF	87.820
2.044	D	ASSISTANCE PROTECTION JURIDIQUE (A) SUROP	947.013
2.251	D	ASSURDIX	748.290
1.720	D	AST ACADEM STRAT AAJENNISON PD07	680.500
1.527	D	AST ADVANCED STRAT LSV PD15	13.515
1.651	D	AST BLKRK GLBL STR INT SAE PDDC	109.843
1.647	D	AST FI PYRAMIS QUANT AA GLB EQ PDGH	971.662
1.646	D	AST FI PYRAMIS QUANT AA IE SC PDGJ	16.015
1.532	D	AST GS MULTI ASSET PORT LIQ PDHB	1.476.092
1.526	D	AST INTL VAL LAZARD PD42	624.400
1.528	D	AST INTL VALUE LSV PD41	65.602
1.649	D	AST JENNISON GLOBAL INFRASTR PDMN	213.020
1.650	D	AST JPM GL THEM PORT 2 INT EME PDNB	85.769
1.726	D	AST JPM SO CAPITAL PRESERV PD4G	53.412
1.727	D	AST JPM SO EAFE OPP PD4D	292.154
1.636	D	AST PRU GRWTH ALL PTF QMA EAFE PDFF	905.431
1.283	D	AST QMA INTL CORE EQUITY PORT PDMP	1.032.953
1.663	D	AST RCM WORLD TRENDS PORT PDBF	586.534
2.174	D	ASTORG CROISSANCE	61.704
1.741	D	ASV RB EQ DEV MENKAR	259.100
1.765	D	ATFF LAZARD	43.920
1.424	D	ATIVO CAPITAL	90.640
2.575	D	ATIVO INTERNATIONAL EQUITY FUND LP	16.179
2.986	D	ATLAS ENHANCED MASTER FUND LTD. C/O MAPLES CORPORATE SERVICES LIMITED	181
2.987	D	ATLAS MASTER FUND LTD. C/O MAPLES CORPORATE SERVICES LIMITED	48.609
3.050	D	ATLAS MASTER LTD	275.327
2.245	D	ATOUT EUROLAND CORE	148.283
2.233	D	ATOUT EUROLAND RESTRUCTURATION	304.324
2.254	D	ATOUT MODERATIONS	877.786
2.138	D	ATOUT PULSACTIONS	29.360
1.803	D	AURION GLOBAL EQUITY FUND	101.952
242	D	AUSTRALIAN CATHOLIC SUPERAN RETIREM FUND	306.909
2.319	D	AUSTRALIAN MEAT INDUSTRY SUPERANNUATION TRUST	12.061
435	D	AUSTRALIANSUPER	48.310
1.379	D	AUTO CLUB GROUP	148.845
1.471	D	AUTO CLUB INSURANCE ASSOCIATION	217.688
1.279	D	AUTORIDADE MONETARIA DE MACAU	2.447
2.591	D	AVALON PORTFOLIO II, LLC	7.236
857	D	AVIVA DIVERSIFIE	126.813
967	D	AVIVA INVESTORS INVESTMENT FUNDS IC	1.949.215
943	D	AVIVA LIFE & PENSIONS UK LIMITED	48.143
3.624	D	AVIVA LIFE PENSIONS UK LIMITED	

Legenda:

D: Delegante R: Rappresentato legalmente

**Elenco Interventuti
(Tutti ordinati alfabeticamente)**

Assemblea Ordinaria

Badge	Titolare Tipo Rap.	Deleganti / Rappresentati legalmente	Ordinaria
			40.125
856	D	AVIVA PATRIMOINE	503.187
293	D	AXA AA DIVERSIFIE INDICIEL 1	103.598
926	D	AXA EQUITABLE LIFE INSURANCE CO	54.000
177	D	AXA EURO DIVIDEND D	113.618
175	D	AXA EURO DIVIDEND DBVL	400.000
126	D	AXA EURO DIVIDEND K	168.000
178	D	AXA EURO DIVIDEND L	74.944
127	D	AXA EURO DIVIDEND S	35.813
1.045	D	AXA GLOBAL DISTRIBUTION FUND	28.883
3.183	D	AXA IM SMART MATCHING SOLUTIONS PUBLIC LIMITED	12.000
3.581	D	AXA IM SUSTAINABLE EQUITY FUND	574.879
291	D	AXA INDICE EURO	33.522
208	D	AXA INSURANCE DAC	16.927
3.425	D	AXA INV MAN SCHWEIZ AG OBO AXA (CH) STRAT FD - GLOBAL EQ CHF	29.237
3.190	D	AXA INVESTMENT MANAGERS DEUTSCHLAND GMBH	1.600.000
1.575	D	AXA MPS FINANCIAL DAC	6.210
929	D	AXA OFFSHORE MULTIMANAGER FUNDS TRUST - AXA OFFSHORE AGGRESSIVE MULTIMANAGER FUND CIBC	263.847
3.191	D	AXA ROSENBERG EQUITY ALPHA TRUST	23.730
665	D	AXA ROSENBERG EUROPEAN FUND	19.299
3.426	D	AXA SWISS INSTITUTIONAL FUND - EQUITIES GLOBAL EX	715.392
773	D	AXA VORSORGE FONDS - EQUITIES GLOBAL MARKETS III CREDIT SUISSE FUNDS AG	45.076
768	D	AXA VORSORGE FONDS II - EQUITIES GLOBAL MARKETS CREDIT SUISSE FUNDS AG	3.681.188
3.841	D	AXA WORLD FUNDS	106.452
1.846	D	AZ AIR FRANCE POCHE ACT EUR	1.236.652
3.839	D	AZ EURO INVESTMENTS S.A.	289.633
1.865	D	AZ VIE PFON RETRAITE ACTION-HE	868.935
1.804	D	AZL INTERNATIONAL INDEX FUND	60.616
1.689	D	AZL NFJ INTERNATIONAL VALUE FUND	5.444
1.228	D	B4305 FRB S LUND RES TR FBO B LUND.	5.831
1.227	D	B4306 FRB M LUND REV TR	2.554
1.199	D	BALL PACKAGING EUROPE	8.605
765	D	BALOISE FUND INVEST (CH)-AKTIEN WELT EX SCHWEIZ PASSIV CREDIT SUISSE FUNDS AG	616.133
441	D	BANCO CENTRAL DE TIMOR-LESTE (BCTL)	563.611
455	D	BANCO CENTRAL DE TIMOR-LESTE (BCTL)	200.632
1.116	D	BANCO CENTRAL DE TIMOR-LESTE (BCTL)	35.335
2.808	D	BANCO NACIONAL DE PANAMA, ACTING AS TRUSTEE OF THE FIDEICOMISO DE FONDO DE AHORRO DE PANAMA	560.740
27	D	BANCOPOSTA AZ INTERNAZIONALE	980.109
28	D	BANCOPOSTA AZIONARIO EUR	12.054
30	D	BANCOPOSTA GLOBAL EQUITY LTE BANCOPOSTA	

Legenda:

D: Delegante R: Rappresentato legalmente

**Elenco Interventuti
(Tutti ordinati alfabeticamente)**

Assemblea Ordinaria

Badge	Titolare Tipo Rap.	Deleganti / Rappresentati legalmente	Ordinaria
			125.870
974	D	BANCOPOSTA MIX 1	307.450
973	D	BANCOPOSTA MIX 2	450.900
972	D	BANCOPOSTA MIX 3	953.773
133	D	BANK GUTMANN AG	100.000
976	D	BANK LOMBARD ODIER CO LTD	83.201
2.386	D	BANK OF BOTSWANA	4.079
1.553	D	BANK OF KOREA	345.984
3.403	D	BANK OF KOREA	13.024
3.412	D	BANK OF KOREA	2.066
3.413	D	BANK OF KOREA	57.254
463	D	BANK OF MAURITIUS	168.800
3.414	D	BANK SINOPAC AMCO CATHAY GLOBAL INFRASTRUCTURE FUND	238.400
2.387	D	BANNER HEALTH	110.595
337	D	BANQUE PICTET & CIE SA	183.152
2.395	D	BAPTIST FOUNDATION OF TEXAS DBA HIGHGROUND ADVISORS	12.000
1.148	D	BARCLAYS FRANCE 30-70	6.548
1.013	D	BARING GLOBAL MULTI ASSET INCOME FUND	21.818
2.516	D	BARING GLOBAL OPPORTUNITIES UMBRELLA FUND	10.073
2.799	D	BARING INVESTMENT FUNDS PLC	8.285
1.216	D	BARNARD COLLEGE	82.496
41	D	BAYERN INVEST LIBI-FONDS B. KAPITALVERWALTUNGSGESELLSCHAFT	15.262
23	D	BAYERNINVEST DIVIDENDE FONDS BAYERNINVES	51.369
25	D	BAYERNINVEST KAPITALVERWALTUNGSGESELLSCH	5.415.311
788	D	BAYERNINVEST KAPITALVERWALTUNGSGESELLSCHAFT MBH	34.900
32	D	BAYERNINVEST KAPITALVERWALTUNGSGESELLSCHAFT MBH	60.500
22	D	BAYERNINVEST KVG MBH ELYSIUM MULTI ASSET	204.700
42	D	BAYERNINVEST VALUE PLUS FONDS	79.259
40	D	BAYERNINVEST VECO-FONDS B. KAPITALVERWALTUNGSGESELLSCHAFT	3.895.747
116	D	BAYVK A1 FONDS	95.199
138	D	BAYVK A4 FONDS	867.467
118	D	BAYVK G2 FONDS	151.099
2.207	D	BBM V-FLEX	99.418
647	D	BBP INKA	198.106
1.406	D	BBVAGESTEXTPENSIONS	325.542
1.376	D	BCT POOLED INVESTMENT FUND SERIES DYNAMIC EUROPEAN EQUITY FUND	59.108
1.375	D	BCT POOLED INVESTMENT FUND SERIES SMARTEUROPEAN EQUITY FUND	160.000
265	D	BDF-FONDS E ACT. EUROP.	48.052
3.894	D	BEAR CREEK INC.	

Legenda:

D: Delegante R: Rappresentato legalmente

ENEL S.p.A.

**Elenco Interventuti
(Tutti ordinati alfabeticamente)**

Assemblea Ordinaria

Badge	Titolare Tipo Rap.	Deleganti / Rappresentati legalmente	Ordinaria
			10.589
2.517	D	BEAT DRUGS FUND ASSOCIATION	22.403
2.486	D	BECTON DICKINSON AND COMPANY MASTER RETIREMENT TRUST	
2.491	D	BEL45 CAPITAL PARTNERS LLC BEL45 CAPITAL PARTNERS LLC	60.508
24.	D	BELFIUS PENSIONFUNDS	579.960
1.491	D	BELL ATLANTIC MASTER TRUST	407.128
1.492	D	BELL ATLANTIC MASTER TRUST	30.514
1.493	D	BELL ATLANTIC MASTER TRUST	678.480
1.494	D	BELL ATLANTIC MASTER TRUST	628.690
1.696	D	BELLSOUTH CORP RFA VEBA TRUST	117.543
3.054	D	BENTON INVESTMENT FUND	62.553
2.897	D	BERESFORD FUNDS PLC	34.852
761	D	BERNISCHE PENSIONSKASSE	1.101.026
3.151	D	BERNSTEIN FUND, INC. - INTERNATIONAL STRATEGIC EQUITIES PTF	12.617.970
2.636	D	BERNSTEIN GLOBAL STYLE BLEND SERIES	64.800
2.638	D	BERNSTEIN TAX-MANAGED GLOBAL STYLE BLEND SERIES	195.480
1.001	D	BEST INVESTMENT CORPORATION	647.862
1.008	D	BEST INVESTMENT CORPORATION	20.511
1.121	D	BEST INVESTMENT CORPORATION	128.355
3.597	D	BEST INVESTMENT CORPORATION	5.433.529
2.580	D	BETTER BE GOOD LLC	8.700
2.246	D	BFT EURO FUTUR ESG	305.000
1.807	D	BGF EURO MKTS FD EURO EQUITY PF	4.033.859
1.806	D	BGF EUROPEAN VALUE FD	1.731.023
1.805	D	BGF NEW ENERGY FD NAT RES	10.033.571
131	D	BI FINANZFONDS	91.892
2.358	D	BIG RIVER GROUP FD SPC LLC-EQ SEGREGATED PORTFOLIO C/O ALPHAGEN CAPITAL LTD	90.818
3.407	D	BIMCOR GLOBAL EQUITY POOLED FUND	141.092
928	D	BIRELEY'S ORANGE JAPAN, S.A.	23.778
673	D	BLACKR INS T COMP NA INV F FOR EMP BEN T	58.770.455
3.770	D	BLACKROCK - IG INTERNATIONALEQUITY POOL	60.385
1.409	D	BLACKROCK ACWI USIMI	2.593.937
3.097	D	BLACKROCK AM DE AG FOR ISHS CORE EURO STOXX 50 UCITS ETF (DE)	16.175.868
3.098	D	BLACKROCK AM DE FOR ISHARES EURO STOXX UCITS ETF (DE)	2.075.989
3.099	D	BLACKROCK AM DE FOR ISHARES STOXX EUROPE 50 UCITS ETF (DE)	391.918
3.101	D	BLACKROCK AM DE FOR ISHARES STOXX EUROPE 600 UCITS ETF (DE)	5.431.153
3.100	D	BLACKROCK AM DE FOR ISHS STOXX EUROPE LARGE 200 UCITS ETF	94.188

Legenda:

D: Delegante R: Rappresentato legalmente

ENEL S.p.A.

**Elenco Interventuti
(Tutti ordinati alfabeticamente)**

Assemblea Ordinaria

Badge	Titolare Tipo Rap.	Deleganti / Rappresentati legalmente	Ordinaria
3.593	D	BLACKROCK AM SCHWEIZ AG OBO BIFS WORLD EX SWITZ EQ	178.641
2.800	D	BLACKROCK AUTHORISED CONTRACTUAL SCHEME I	6.536.882
704	D	BLACKROCK CDN MSCI EAFE EQUITY INDEX FUN	3.628.989
705	D	BLACKROCK CDN MSCI EAFE INDEX PLUS FUND	63.073
706	D	BLACKROCK CDN WORLD INDEX FUND	420.667
1.878	D	BLACKROCK EUROFUND	231.696
477	D	BLACKROCK FISSION INDEXED INTL EQUITY FD	137.193
13	D	BLACKROCK FUNDS I ICAV	6.482
1.827	D	BLACKROCK GA ENHANCED EQUITY F	8.702
1.879	D	BLACKROCK GLOBAL ALLOCATION FU	19.002.184
1.882	D	BLACKROCK GLOBAL ALLOCATION PO	149.367
1.884	D	BLACKROCK GLOBAL ALLOCATION VI	6.545.841
1.410	D	BLACKROCK GLOBAL FUNDS	22.839.804
3.843	D	BLACKROCK GLOBAL INDEX FUNDS	555.480
1.880	D	BLACKROCK GLOBAL SMALLCAP FUND	3.367
14	D	BLACKROCK INDEX SELECTION FUND	7.281.422
388	D	BLACKROCK INSTITUTIONAL POOLED FUNDS PLC	1.125.212
672	D	BLACKROCK INSTITUTIONAL TRUST COMPA	16.183.903
473	D	BLACKROCK INTERNATIONAL ALPHA TILTS FUND	20.389
668	D	BLACKROCK INTERNATIONAL INDEX V.I.FUND OF BLACKROCK VARIABLE SERIES FUNDS INC.	103.512
674	D	BLACKROCK MSCI EAFE EQUITY INDEX NON-LENDABLE FUND	1.960.964
679	D	BLACKROCK MSCI EMU IMI INDEX FD B (EMUIM	6.670
667	D	BLACKROCK MULTI-ASSET INC.PORTE.OF BLACK	1.444.940
3.842	D	BLACKROCK STRATEGIC FUNDS	849.673
3.881	D	BLACKROCK STRATEGIC GLOBAL BONDFUND INC	209
2.815	D	BLACKROCK UCITS CCF. BLACKROCK ASSET MANAGEMENT IRELAND LIMITED	515.345
3.852	D	BLACKROCK UTILITIES INFRASTRUCTURE AND POWER OPPORTUNITIES TRUST	2.493.825
1.504	D	BLACKROCK WORLD EX FLORIDA RET SYS	1.580.141
1.509	D	BLK COMTS INC INV TST INV PF BNYMTD	316.516
1.529	D	BLL AQUIL LIFE GLO3000 FMEN WHT INDFD	346.917
1.728	D	BLL AQUILA LIFE EUROPEAN EQUITY	5.204.967
1.714	D	BLL AQUILA LIFE FTSE RAFI DEVELOPED	1.131.329
1.715	D	BLL AQUILA LIFE MSCI WORLD FUND	1.619.769
1.716	D	BLL AQUILA LIFE OSEAS EQUITY FUND	6.846
1.719	D	BLL ASCENT LIFE EUROPEAN	125.297
3.261	D	BMO ALTERNATIVE STATEGIES FUND	19.334
3.794	D	BMO CANADA PENSION PLAN	372.314
3.795	D	BMO CANADA PENSION PLAN	22.783
3.131	D	BMO DISCIPLINED INTERNATIONAL EQUITY FUND	163.840
1.347	D	BMO DTC EQ COM VALUE LAZARD	289.421
1.348	D	BMO FBO DTC INTL EQ COL VAL LAZARD	10.906

Legenda:

D: Delegante R: Rappresentato legalmente

**Elenco Interventi
(Tutti ordinati alfabeticamente)**

Assemblea Ordinaria

Badge	Titolare Tipo Rap.	Deleganti / Rappresentati legalmente	Ordinaria
3.462	D	BMO GLOBAL GROWTH + INCOME FUND	523.956
3.259	D	BMO GLOBAL LOW VOLATILITY EQUITY FUND	44.077
3.463	D	BMO INTERNATIONAL EQUITY FUND	563.220
3.350	D	BMO INVESTMENTS (IRELAND) PLC	127.864
3.194	D	BMO MSCI EAFE INDEX ETF	1.712.494
3.822	D	BMO PRIVATE INTERNATIONAL EQUITY PORTFOLIO	1.954.422
615	D	BMW AG	94.987
285	D	BNP EURO VALEURS DURAB	240.035
297	D	BNP PARIBAS ACT EUR RESP	234.736
204	D	BNP PARIBAS EASY	1.116.413
317	D	BNP PARIBAS EQUITY - FOCUS ITALIA	156.823
195	D	BNP PARIBAS FUND	1.116.724
236	D	BNPDSJ ACO SLW OFF BRIDGE FD	166.052
235	D	BNPDSJ ACO SLW OFF GL EQ FD	82.380
1.266	D	BNY MELLON FND MNGT CAYMAN LTD AS TRUSTEE OF FRONTIER GATE GLOBAL EQUITY FND	129.251
1.365	D	BNY MELLON FOUNDATION BY CHARLES WARD SEABURY AND LOUISE LOVETT SEABURY	4.718
1.555	D	BNY MELLON GLOBAL FUNDS PLC	911.020
1.353	D	BNY MELLON GLOBAL INFRASTRUCTURE INCOME FUND	129.978
1.273	D	BNY MELLON INTERNATIONAL EQUITY ETF	15.680
1.793	D	BNY MELLON INTERNATIONAL FUND	1.491.342
1.276	D	BNYMTCIL CGF WDEQ LA	20.576
1.792	D	BNYMTCIL FT EURO ALPHADDEX UCITS ETF	50.448
1.660	D	BNYMTCIL GLG EUROPEAN EQ ALTER TRAD	305.843
1.588	D	BNYMTCIL LAZARD EUROPEAN EQUITY FUN	138.417
1.329	D	BNYMTCIL LAZARD GLB STRTGC EQTY FD	20.357
1.580	D	BNYMTCIL LM QS MV EURO EQ GAI FD	53.000
1.455	D	BNYMTCIL MAN NUMERIC GLOBAL EQ TR	3.500
1.343	D	BNYMTCIL WINTON GLOBAL EQUITY FD TR	5.129
1.401	D	BNYMTD AMITY EUROPEAN FUND	330.000
1.229	D	BNYMTD BFM BLK SYSTEM CONT BUR FUND	1.157
1.510	D	BNYMTD BLK CONT EUR EQ TRCK FD INV	5.574.342
1.511	D	BNYMTD BLK CONTINENTAL EURO INC	10.560.045
1.330	D	BNYMTD UK LIMITED AS TRUSTEE OF CF CATALYST TRUST	274.100
1.583	D	BNYTD CF CANLIFE GLBL INFRA FD	100.243
263	D	BNZ WHOLESALE INTERN EQUITIES INDEX FUND	94.793
1.750	D	BOA PENSION PLAN MONDRIAN	1.304.006
1.549	D	BOARD OF PENSIONS OF THE EVANGELICAL LUTHERAN CHURCH IN AMERICA	1.021.326
1.550	D	BOARD OF PENSIONS OF THE EVANGELICAL LUTHERAN CHURCH IN AMERICA	183.187
190	D	BOERDE-UI-FONDS	1.167.500
939	D	BOILERMAKER BLACKSMITH NATIONAL PENSION	1.036.570
643	D	BOILERMAKERS NATIONAL ANNUITY TRUST	94.702

Legenda:

D: Delegante R: Rappresentato legalmente

**Elenco Interventuti
(Tutti ordinati alfabeticamente)**

Assemblea Ordinaria

Badge	Titolare Tipo Rap.	Deleganti / Rappresentati legalmente	Ordinaria
1.808	D	BOK KIC AAEQ 3	11.437
1.629	D	BOK KIC GAEQ16	1
1.672	D	BOK KIC GEEQ2 0	26.203
1.630	D	BOK KIC GPEQ0	100.679
1.632	D	BOK MCM DM PEQ	1
1.275	D	BOK TRANSCO ENERGY EMP WEL BEN TR	10.150
3.029	D	BOMBARDIER TRUST (CANADA) GLOBAL	67.676
3.063	D	BOMBARDIER TRUST (CANADA) GLOBAL EQUITIES FUND	501.870
3.030	D	BOMBARDIER TRUST (CANADA) REAL RETURN ASSETS FUND	304.500
		BOMBARDIER INC	
968	D	BOMBARDIER TRUST U.S. MASTER TRUST	109.260
189	D	BORDE-UI-FONDS	383.715
216	D	BOSTON PARTNERS GLOBAL INVESTORS INC	17.461
2.360	D	BOSTON PARTNERS GLOBAL INVESTORS, INC.	17.079
217	D	BOSTON PARTNERS GLOBAL LONG SHORT FUND	147.096
3.536	D	BOSTON RETIREMENT SYSTEM	153.552
2.086	D	BOURBON 7	82.230
197	D	BPI GLOBAL INVESTMENT FUND	30.795
210	D	BPSS DUBLIN/RIVER AND MERCANTI	40.152
239	D	BPSS JERSEY/SARASIN PARTNERS LLP	610.291
261	D	BPSS SYDNEY/WHOLESALE UNIT TRUST GLOBAL SHARES FUND 1	311.540
1.718	D	BR GLOBAL OPP PORT EQUITY SLEEVE	408.894
4.148	D	BRETT CARR UNITRUST	8.234
2.916	D	BRICKLAYERS + TROWEL TRADES INTERNATIONAL PENSION FUND	94.900
1.842	D	BRIDGE BUILDER INTERNATIONAL	12.741.117
3.200	D	BRIGHTHOUSE FUNDS TRUST I - AB GLOBAL DYNAMIC ALLOCATION	703.653
3.202	D	BRIGHTHOUSE FUNDS TRUST I - JPMORGAN GBL ACTIVE ALL	394.753
3.201	D	BRIGHTHOUSE FUNDS TRUST I - SCHRODERS GLOBAL MULTI-ASSET	34.903
3.540	D	BRIGHTHOUSE FUNDS TRUST II - METLIFE MSCI EAFE INDEX PTF	578.188
2.725	D	BRISTOL-MYERS SQUIBB COMPANY MASTER RETIREMENT TRUST	25.183
2.805	D	BRITISH COLUMBIA INVESTMENT MANAGEMENT CORPORATION	3.099.865
228	D	BRKFLD GBL RNW SUTB INFRSTR LP	32.200
3.828	D	BROMPTON GLOBAL DIVIDEND GROWTHETF	113.025
2.833	D	BROOKFIELD GL. LISTED INFR.UCITS FD	915.400
2.373	D	BROOKFIELD GLOBAL INFRASTRUCTURE SECURITIES INCOME FUND	192.800
213	D	BROOKFIELD GLOBAL LISTED INFRASTRUCTURE	565.900
3.025	D	BROOKFIELD GLOBAL LISTED INFRASTRUCTURE CANADIAN	739.400

Legenda:

D: Delegante R: Rappresentato legalmente

**Elenco Interventuti
(Tutti ordinati alfabeticamente)**

Assemblea Ordinaria

Badge	Titolare Tipo Rap.	Deleganti / Rappresentati legalmente	Ordinaria
		POOLED FUND	
3.943	D	BROOKFIELD GLOBAL REAL ASSET FUND	17.700
3.024	D	BROOKFIELD PUBLIC SECURITIES GROUP LLC C/O ISS	189.200
3.895	D	BROOKFIELD REAL ASSETS HYBRID MASTER FUND L.P. C O	52.900
		MAOLES CORPORATE SERVICES LIMITED	
214	D	BROOKFIELD REAL ASSETS INCOME FUND INC	665.900
215	D	BROOKFIELD REAL ASSETS SECURITIES FUND	80.500
2.834	D	BROOKFIELD RL ASSETS SECUR UCITS FD	33.600
4.147	D	BROOKLYN PUBLIC LIBRARY	13.851
1.893	D	BROWN BROTHERS HARRIMAN TRUSTE	1.798.805
3.114	D	BRUNEI INVESTMENT AGENCY	64.650
465	D	BRUNEI SHELL RETIREMENT BENEFIT FUND	12.612
2.411	D	BT PENSION SCHEME LLOYDS CHAMBERS	6.896.739
493	D	BT WHOLESALE MULTI MANAG INTL SHARE FUND	95.831
892	D	BUILDING SOLUTIONS DIVERSIFIE	6.874
656	D	BUREAU OF LABOR FUNDS - LABOR RETIREMENT FUND	18.638
957	D	BUREAU OF LABOR FUNDS - LABOR RETIREMENT FUND	90.939
651	D	BUREAU OF LABOR FUNDS- LABOR PENSION FUND	1.448.790
652	D	BUREAU OF LABOR FUNDS- LABOR PENSION FUND	903.577
657	D	BUREAU OF LABOR FUNDS- LABOR PENSION FUND	58.713
655	D	BUREAU OF LABOR FUNDS-LABOR PENSION FUND	80.014
658	D	BUREAU OF LABOR FUNDS-LABOR INSURANCE FU	23.375
653	D	BUREAU OF LABOR FUNDS-LABOR RETI FUND	157.648
654	D	BUREAU OF LABOR FUNDS-LABOR RETI FUND	92.701
3.995	D	BURROUGHS WELLCOME FUND	96.454
390	D	BVK PERSONALVORSORGE DES KANTONS ZURICH	592.698
1.402	D	C9W CITW FD PARAMETRIC	15.826
1.352	D	CADENCE GLOBAL EQUITY FUND LP	3.332
3.216	D	CAISSE DE DEPOT ET PLACEMENT DU QUEBEC	4.965.293
980	D	CAISSE INTER ENTREP DE PREV PROFES CIEPP	683.766
1.207	D	CAIXABANK ASSET MANAGEMENT, SGI IC, S.A.	11.069.288
202	D	CAIXABANK GLOBAL SICAV	16.700
203	D	CAIXABANK WEALTH SICAV	8.458
277	D	CALCIUM QUANT	354.629
1.570	D	CALIFORN ENDOW LAZARD	194.080
2.731	D	CALIFORNIA PHYSICIANS SERVICE D/B/A BLUE SHIELD OF CALIFORNIA	27.513
3.420	D	CALIFORNIA PUBLIC EMPLOYEES RETIREMENT SYSTEM	10.749.659
3.422	D	CALIFORNIA STATE TEACHERS RETIREMENT SYSTEM	26.147.957
3.212	D	CALVERT IMPACT FUND, INC. - CALVERT GLOBAL ENERGY SOLUTIONS FD	100.291
3.214	D	CALVERT RESP INX SRS, INC.-CLVRT DVD MRKTS EX-U.S. RSP INX FD	126.667
3.213	D	CALVERT VP EAFE INTERNATIONAL INDEX PORTFOLIO	67.387
77	D	CAMBIAR INTERNAT EQUITY COLLEC INV TRUST	3.937

Legenda:

D: Delegante R: Rappresentato legalmente

h

20
GM

99

**Elenco Interventi
(Tutti ordinati alfabeticamente)**

Assemblea Ordinaria

Badge	Titolare Tipo Rap.	Deleganti / Rappresentati legalmente	Ordinaria
2.389	D	CAMPBELL PENSION PLANS MASTER RETIREMENT TRUST	195.923
4.086	D	CANADA PENSION PLAN INVESTMENT BOARD	26.015
3.755	D	CANADIAN CHRISTIAN SCHOOL PENSION TRUST FUND	8.126
1.260	D	CANDENCE GLOBAL EQUITY FUND LP	772
1.678	D	CANDLES PROVIDENT PENSION FUND	3.449
1.991	D	CANDRIAM QUANT EQUITIES EUROPE	14.628
1.988	D	CANDRIAM QUANT EQUITIES MULTI-FACTOR EMU	12.472
1.989	D	CANDRIAM QUANT EQUITIES MULTI-FACTOR GLO	4.707
338	D	CAPACITY FONDS INSTITUTIONNEL-ACTIONS ETRANGERES PIB	73.500
339	D	CAPACITY FONDS INSTITUTIONNEL ACTIONS ETRANGERES	169.879
462	D	CAPCO TRUST JERSEY LIMITED AS TRUSTEE OF	39.652
4.043	D	CAPITAL GROUP CANADIAN FOCUSED EQUITY FUND (CANADA)	130.720
4.045	D	CAPITAL GROUP CAPITAL INCOME BUILDER (CANADA)	134.062
494	D	CAPITAL GROUP EMPLOYEE BENEFIT INV.TRUST	11.692.424
4.044	D	CAPITAL GROUP GLOBAL BALANCED FUND (CANADA)	834.000
476	D	CAPITAL GROUP GLOBAL EQUITY FUND	327.981
3.936	D	CAPITAL GROUP GLOBAL GROWTH COMMON TRUST (US)	1.531
737	D	CAPITAL GROUP INTERNATIONAL EQUITY	2.620.227
4.042	D	CAPITAL GROUP INTERNATIONAL EQUITY FUND (CANADA)	851.869
3.937	D	CAPITAL GROUP INTERNATIONAL GROWTH COMMON TRUST (US)	4.546
3.938	D	CAPITAL GROUP US GROWTH AND INCOME COMMON TRUST (US)	803
736	D	CAPITAL GUARDIAN GLOBAL EQUITY FUND	510.459
524	D	CAPITAL INCOME BUILDER INC	60.965.188
5	D	CAPITAL INTERNATIONAL FUND	5.314.277
8	D	CAPITAL INTERNATIONAL FUND	119.000
527	D	CAPITAL WORLD GROWTH & INCOME FUND INC	118.070.795
270	D	CARDIF ASSURANCE VIE	8.106.477
273	D	CARDIF ASSURANCES RISQUES DIVERS	102.671
275	D	CARDIF LUX VIE	673.706
2.316	D	CARE SUPER	6.844
218	D	CARILLON CLARIVEST INTERNATIONAL STOCK F	31.388
3.756	D	CARLETON UNIVERSITY RETIREMENT PLAN	197.170
2.577	D	CARNELIAN INVESTMENT MANAGEMENT LLC	187.992
2.128	D	CARP - INDO	841.369
2.382	D	CARPENTERS RETIREMENT PLAN OF WESTERN WASHINGTON	321.571
2.062	D	CARPIMKO ACTIONS LO	250.000
2.578	D	CARROLL AVENUE PARTNERS LLC	3.325
1.788	D	CASEY FP ARROWSTREET	136.046
1.890	D	CASSETTE DIVERSIFIE	307.557
3.065	D	CASTLEROCK ENHANCED YIELD FUND	1.688.270
2.723	D	CATERPILLAR INC MASTER RETIREMENT TRUST	868.425
2.724	D	CATERPILLAR INC MASTER RETIREMENT TRUST	506.468

Legenda:

D: Delegante R: Rappresentato legalmente

**Elenco Interventuti
(Tutti ordinati alfabeticamente)**

Assemblea Ordinaria

Badge	Titolare Tipo Rap.	Deleganti / Rappresentati legalmente	Ordinaria
2.721	D	CATERPILLAR INVESTMENT TRUST	349.892
2.722	D	CATERPILLAR INVESTMENT TRUST	267.175
1.010	D	CATHAY GLOBAL MULTIPLE INCOME BALANCED FUND 2F	527.712
3.248	D	CATHAY LIFE INSURANCE CO LTD	24.776
219	D	CATHOLIC COMMUNITY FOUNDATION OF MINNESO	13.947
3.648	D	CATHOLIC ENDOWMENT FUND, LP	10.895
1.269	D	CATHOLIC HEALTH INITIATIVES MASTER TRUST	121.497
104	D	CATHOLIC INVESTOR INTERNATIONAL EQUITY F	167.500
2.159	D	CAVEC GROUPAMA DIVERSIFIE	373.450
2.061	D	CAVEC LA FRANCAISE DES PLACEMENTS DIVERSIFIE	115.068
3.971	D	CAYMAN ISLANDS CHAMBER OF COMMERCE PENSION FUND	71.740
2.922	D	CBOSC ATF CW BK GRP SUP WGSS08	43.922
2.915	D	CBOSC-CBGS-WGSS07	105.419
172	D	CBP GROWTH	250.201
2.374	D	CBRE CLARION REAL ASSET LONG/SHORT FUND LP	19.493
1.237	D	CBZ CUIT INTERNATIONAL PRINCIPAL	159.702
3.005	D	CC AND L ALTERNATIVE GLOBAL EQUITY FUND	2.325
3.797	D	CC&L DIVERSIFIED INCOME PORTFOLIO	8.728
703	D	CDN MSCI EAFE MINIMUM VOLATILITY INDEX F	11.464
1.356	D	CDW 73 IRR PARA GL	4.076
1.440	D	CE8F LAZARD ILCE	1.293.907
1.439	D	CE8F LEIA ATTIVO IE	28.640
1.454	D	CE8F STRATEGIC GBL EAFE	45.120
1.438	D	CE8F WILLIAM BLAIR IACG	391.928
2.592	D	CENTERSQUARE INVESTMENT MANAGEMENT LLC	3.660
2.031	D	CENTRAL BANK OF IRELAND	56.425
1.025	D	CENTRAL FINANCE BOARD METHODIST CHURCH	29.271
1.258	D	CENTRAL PENSION FUND OF THE INT UNION OF OPERATING ENGINEERS AND PARTICIPATING EMPLOYERS	527.002
1.339	D	CENTRAL PENSION FUND OF THE INTERNATIONAL UNION OF OPERATING ENGINEERS AND PARTICIPATING EMPLOYERS	316.877
3.206	D	CENTRAL PROVIDENT FUND BOARD	14.645
1.453	D	CENTRAL STATES SE AND SW H AND W FUNDS	266.400
2.737	D	CENTURYLINK, INC. DEFINED BENEFIT MASTER TRUST	339.346
2.720	D	CENTURYLINK, INC. DEFINED CONTRIBUTION PLAN MASTER TRUST	412.557
1.768	D	CEP DEP IP EURO EX UK ENH IND FD	13.340
1.611	D	CEP DEP IP EUROPEAN EQTY INCOME	1.667.588
1.605	D	CEP DEP IP EUROPEAN EQUITY	3.018.432
1.610	D	CEP DEP IP EUROPEAN HIGH INCOME	34.608
1.604	D	CEP DEP IP GLOBAL EX UK ENHAN IND	31.555
1.641	D	CEP DEP IP GLOBAL TARGETED RE FUND	1.114.712
1.249	D	CERVURITE INTERNATIONAL LLC	199.601
1.364	D	CF DV INTERNATIONAL STOCK INDEX FUND	335.870
1.139	D	CFE ALLOCATION PATRIMOINE 2	140.000

Legenda:

D: Delegante R: Rappresentato legalmente

**Elenco Interventuti
(Tutti ordinati alfabeticamente)**

Assemblea Ordinaria

Badge	Titolare Tipo Rap.	Deleganti / Rappresentati legalmente	Ordinaria
2.912	D	CFSIL - COLONIAL FIRST STATE GLOBAL ASSET MANAGEMENT MULTI SECTOR TRUST 1	3.123
2.901	D	CFSIL - COMMONWEALTH GLOBAL SHARE FUND 22	1.199.394
2.902	D	CFSIL - COMMONWEALTH GLOBAL SHARE FUND 23	361.060
2.882	D	CFSIL ATF CMLA INTERNATIONAL SHARE FUND	67.763
2.935	D	CFSIL RE COLONIAL FIRST STATE INVESTMENT FUND 10	271.442
466	D	CGMPV, LLC	31.499
2.835	D	CHALLENGE ENERGY FUND 2	258.282
2.872	D	CHALLENGE EUROPEAN EQUITY	482.453
2.837	D	CHALLENGE EUROPEAN EQUITY 2	577.055
2.838	D	CHALLENGE EUROPEAN EQUITY MGR	144.364
2.292	D	CHALLENGE FUNDS - CHALLENGE ITALIAN EQUITY	2.000.000
2.836	D	CHALLENGE INTERNATIONAL EQUITY 2	76.114
4.138	D	CHARITABLE TRUST ART. NINTH U/W	61.280
2.579	D	CHCP GLOBAL SECURITIES LP	1.334
1.937	D	CHERRY TREE FUND OF AMERICAN I	329.320
2.734	D	CHEVRON MASTER PENSION TRUST	807.706
2.419	D	CHEVRON UK PENSION PLAN	196.762
1.270	D	CHI OPERATING INVESTMENT PROGRAM L.P.	218.186
2.483	D	CHICAGO COMMUNITY FOUNDATION	18.130
2.376	D	CHICAGO TRANSIT AUTHORITY RETIREE HEALTHCARE TRUST	105.108
478	D	CHINA LIFE INSURANCE (GROUP) COMPANY	6.220
483	D	CHINA LIFE INSURANCE COMPANY LIMITED	93.900
2.175	D	CHOIX SOLIDAIRE	23.340
747	D	CHURCH COMMISSIONERS FOR ENGLAND	42.664
2.478	D	CHURCH OF ENGLAND INVESTMENT FUND FOR PENSIONS	195.050
3.034	D	CI CORPORATE CLASS LIMITED	812.352
3.040	D	CI GLOBAL FUND	145.378
3.064	D	CI INCOME ADVANTAGE FUND	480.500
3.021	D	CI SIGNATURE CANADIAN BALANCED FUND	313.339
2.377	D	CI SIGNATURE CANADIAN EQUITY PLUS FUND	4.984
3.824	D	CIBC EUROPEAN INDEX FUND	50.285
3.823	D	CIBC INTERNATIONAL INDEX FUND	224.830
3.825	D	CIBC POOLED INTERNATIONAL EQUITY INDEX FUND	41.023
3.981	D	CIDEL BANK AND TRUST INC. CIDELPL	1.905
3.980	D	CIDEL INTERNATIONAL EQUITY FUND	28.066
3.982	D	CIDEL TRUST COMPANY	32.770
2.527	D	CINDY SPRINGS, LLC	654.176
1.873	D	CIPAV METROPOLE DIVERSIFIE	471.588
3.292	D	CISCO SYSTEMS FOUNDATION	29.483
1.274	D	CITI RETIREMENT SAVINGS PLAN	232.679
2.391	D	CITIBANK EUROPE PLC AS TRUSTEE FOR STANDARD LIFE WEALTH BALANCED BRIDGE FUND	1.982.295
2.925	D	CITIBANK INTERNATIONAL PLC	1.787.516

Legenda:

D: Delegante R: Rappresentato legalmente

**Elenco Interventi
(Tutti ordinati alfabeticamente)**

Assemblea Ordinaria

Badge	Titolare Tipo Rap.	Deleganti / Rappresentati legalmente	Ordinaria
2.891	D	CITIBANK INTERNATIONAL PLC AS TRUSTEE CITIBANK INT.PLC	18.608.686
2.947	D	CITITRUST LIMITED AS TRUSTEE OF BLACKROCK PREMIER FUNDS-BLACKROCK WORLD EQUITY INDEX FUND	41.697
2.507	D	CITY OF AUSTIN EMPLOYEES RETIREMENT SYSTEM	16.741
2.390	D	CITY OF FRESNO RETIREMENT SYSTEMS	246.825
2.744	D	CITY OF LOS ANGELES FIRE AND POLICE PENSION PLAN	641.034
1.706	D	CITY OF MEMPHIS RETIREMENT SYSTEM	78.344
2.733	D	CITY OF MILWAUKEE EMPLOYEES RETIREMENT SYSTEM	177.096
1.458	D	CITY OF NEW YORK DEFERRED COMPENSATION PLAN	1.839.357
3.996	D	CITY OF NEW YORK GROUP TRUST	3.182.542
946	D	CITY OF PHILADELPHIA PUBLIC EMPL RET SYS	437.787
2.770	D	CITY OF TALLAHASSEE	168.710
3.983	D	CITY UNIVERSITY OF NEW YORK	11.549
1.024	D	CIVIL SERVICES EMPLOYEES PENSION FUND	42.123
2.400	D	CIVILIAN EMPLOYEES' RETIREMENT SYSTEM OF THE POLICE DEPARTMENT OF KANSAS CITY MISSOURI	14.200
2.818	D	CLEARWATER INTERNATIONAL FUND	84.847
1.990	D	CLEOME INDEX EMU EQUITIES	89.849
1.987	D	CLEOME INDEX EUROPE EQUITIES	166.338
1.986	D	CLEOME INDEX GLOBAL EQUITIES	10.644
1.992	D	CLEOME INDEX WORLD EQUITIES	7.474
2.477	D	CLINTON NUCLEAR POWER PLANT QUALIFIED FUND	18.892
1.135	D	CLINTON NUCLEAR POWER PLANT QUALIFIED FUND	101.681
1.134	D	CM EUROPE ACTIONS	199.701
1.211	D	CM VALEURS ETHIQUES	44.340
1.210	D	CMAF GLOBAL BALANCED FUND BNYMTCIL	68.425
1.214	D	CMAF GLOBAL GROWTH FUND BNYMTCIL	233.945
1.213	D	CMAF UK BALANCED FUND BNYMTCIL	159.675
1.124	D	CMAF UK GROWTH FUND BNYMTCIL	390.000
2.861	D	CM-CIC CONVICTIONS EURO	77.852
2.863	D	CMLA GLOBAL LOW VOLATILITY EQUITY FUND	53.982
2.091	D	CMLA INDEXED GLOBAL SHARE FUND	285.148
2.277	D	CNP ACP ACTIONS LT	1.157.900
2.227	D	CNP ASSUR EDAM ACTIONS EUROPE	499.729
2.193	D	CNP ASSUR EUROPE NEUFLIZE OBC	80.089
2.035	D	CNP ASSUR VALUE ET MOMENTUM	473.000
2.036	D	CNP ASSURANCES	146.000
2.037	D	CNP ASSURANCES	43.776
2.038	D	CNP ASSURANCES	264.784
2.039	D	CNP ASSURANCES	10.750.000
2.040	D	CNP ASSURANCES	33.563
334	D	CNP DNCA EUROPE GROWTH	705.981
2.088	D	CNP MONTPARNASSE ACTIONS	308.586

Legenda:

D: Delegante R: Rappresentato legalmente

h
24
EM

**Elenco Interventisti
(Tutti ordinati alfabeticamente)**

Assemblea Ordinaria

Badge	Titolare	Deleganti / Rappresentati legalmente	Ordinaria
	Tipo Rap.		
2.122	D	CNP TOCQUEVILLE VALUE EUROPE ISR	1.054.753
1.963	D	CNS GLOBAL LIST INFRASTRUCTUR	109.100
4.080	D	COHEN & STEERS ALTERNATIVE INCOME FUND, INC	6.698
4.079	D	COHEN & STEERS GLOBAL INFRASTRUCTURE FUND, INC	211.790
99	D	COHEN & STEERS GLOBAL LIST. INFR.FD	135.692
4.078	D	COHEN & STEERS INFRASTRUCTURE FUND, INC.	1.984.266
4.077	D	COHEN & STEERS REAL ASSETS FUND, INC	8.592
4.081	D	COHEN & STEERS, INC.	509
3.489	D	COHEN AND STEERS SICAV (LUXEMBOURG)	7.863
4.201	D	COLIN FREEMAN 2013 GST TRUST	3.758
3.197	D	COLLEGE RETIREMENT EQUITIES FUND	2.351.453
3.526	D	COLLEGE RETIREMENT EQUITIES FUND	11.939.566
3.527	D	COLLEGE RETIREMENT EQUITIES FUND	7.031.719
3.752	D	COLLEGES OF APPLIED ARTS AND TECHNOLOGY PENSION P	1
3.753	D	COLLEGES OF APPLIED ARTS AND TECHNOLOGY PENSION P	220.848
2.880	D	COLONIAL FIRST STATE	123.528
2.432	D	COLONIAL FIRST STATE INVESTMENT FUND 50	359.960
2.903	D	COLONIAL FIRST STATE INVESTMENTS LIMITED	106.613
2.362	D	COLONIAL FIRST STATE INVT LTD RE COMMONWEALTH SPLST FUND 10 C/O ACADIAN ASSET MANAGEMENT LLC	30.601
2.433	D	COLONIAL FIRST STATE WHOLESALE ACADIAN GLOBAL EQUITY FUND	62.958
2.430	D	COLONIAL FIRST STATE WHOLESALE INDEXED GLOBAL SHARE FUND	288.870
718	D	COLUMBIA CAPITAL ALLOCAT MODER CONSER PO	1.582
714	D	COLUMBIA CAPITAL ALLOCATION AGGRESSIVE P	4.214
715	D	COLUMBIA CAPITAL ALLOCATION CONSERVAT PO	1.036
717	D	COLUMBIA CAPITAL ALLOCATION MODER AGG P	3.557
716	D	COLUMBIA CAPITAL ALLOCATION MODERATE POR	5.100
712	D	COLUMBIA GLOBAL INFRASTRUCTURE FUND	806.744
1.796	D	COLUMBIA SUSTAINABLE INTL EQ ETF	3.871
2.719	D	COMBUSTION ENGINEERING 524(G) ASBESTOS PI TTRUST PI TRUST	23.232
460	D	COMMINGLED PENS TR FU EU DYN HED EQ O JPM N	555.754
710	D	COMMINGLED PENSION TR FUN INT OPPORTUNIT	2.350.905
728	D	COMMINGLED PENSION TRUST FUND (GLOBAL OP	769.268
453	D	COMMINGLED PENSION TRUST FUND (INTERNATIRNATIONAL ADVANTAGE) OF JPMORGAN CHASE BANK	266.444
731	D	COMMINGLED PENSION TRUST FUND (INTREPID INTERNATIONAL) OF JPMORGAN CHASE BANK	3.340.088
3.566	D	COMMON TRUST ITALY FUND	7.779.930
3.900	D	COMMONFUND SCREENED GLOBAL EQUITY, LLC	11.500
2.401	D	COMMONFUND STRATEGIC SOLUTIONS GLOBAL EQUITY, LLC	17.600
2.431	D	COMMONWEALTH GLOBAL SHARE FUND 17	424.217

Legenda:

D: Delegante R: Rappresentato legalmente

A
ES
EM

**Elenco Interventuti
(Tutti ordinati alfabeticamente)**

Assemblea Ordinaria

Badge	Titolare Tipo Rap.	Deleganti / Rappresentati legalmente	Ordinaria
2.656	D	COMMONWEALTH GLOBAL SHARE FUND 28	59.229
2.434	D	COMMONWEALTH GLOBAL SHARE FUND 30	161.753
2.502	D	COMMONWEALTH GLOBAL SHARES FUND	1.057.730
2.934	D	COMMONWEALTH SPECIALIST FUND 36	92.296
2.650	D	COMMONWEALTH SUPERANNUATION CORPORATION AS TRUSTEE FOR ARIA INVESTMENTS TRUST	459.136
3.531	D	CONAGRA FOODS MASTER PENSION TRUST	113.109
2.087	D	CONCORDE 96	226.813
1.238	D	CONGREGATION OF THE SISTERS OF CHARITY OF THE INCARNATE WORD	41.449
442	D	CONNECTICUT GENERAL LIFE INSURANCE COMPANY	99.518
932	D	CONNECTICUT GENERAL LIFE INSURANCE COMPANY	18.336
3.880	D	CONNECTICUT GENERAL LIFE INSURANCE COMPANY	20.448
434	D	CONSTRUCTION AND BUILDING UNIONS SUPER F	707.670
1.961	D	CONSULTING GROUP CAPITAL MARKE	194.256
2.160	D	CONTI GBSTION	133.879
2.105	D	CONTI PLACEMENTS	84.132
3.754	D	CO-OPERATIVE SUPERANNUATION SOCIETYPENSION PLAN	1
105	D	CORNERSTONE ADVIS GLOBAL PUBLIC EQUITY F	110.200
3.340	D	COSMOPOLITAN INVESTMENT FUND	60.284
3.765	D	COUNSEL DEFENSIVE GLOBAL EQUITY	14.444
3.764	D	COUNSEL GLOBAL DIVIDEND	71.932
1.784	D	COUNTY EMPLOYEES ANNUITY AND BENEFIT FUND OF COOK COUNTY	70.240
1.785	D	COUNTY EMPLOYEES ANNUITY AND BENEFIT FUND OF COOK COUNTY	295.170
1.786	D	COUNTY EMPLOYEES ANNUITY AND BENEFIT FUND OF COOK COUNTY	446.083
1.787	D	COUNTY EMPLOYEES ANNUITY AND BENEFIT FUND OF COOK COUNTY	800.889
3.972	D	COUNTY OF LOS ANGELES DEFERRED COMPENSATION AND THRIFT PLAN	19.400
3.976	D	COUNTY OF LOS ANGELES SAVINGS PLAN D THRIFT PLAN	3.800
2.875	D	COUPON STRATEGY COLLECTION PERF	99.663
2.188	D	COVEA ACTIONS RENDEMENT	1.513.816
2.182	D	COVEA FINANCE	662.395
2.185	D	COVEA FINANCE ACTI EUROPE	606.142
2.187	D	COVEA FINANCE HORIZON DURABLE	205.435
2.186	D	COVEA FINANCE INVESTISSEMENT	682.110
2.184	D	COVEA PATRIMOINE	287.500
2.183	D	COVEA SOLIS	257.721
2.710	D	COVENANT HEALTH	60.300
1.677	D	CP3F LAZARD	232.717
1.800	D	CPA COP PSERS PSERS ACWI X US INDEX	1.032.568
2.248	D	CPR CONSOMMATEUR ACTIONNAIRE	38.328

Legenda:

D: Delegante R: Rappresentato legalmente

Pagina

25
EM

**Elenco Intervenuti
(Tutti ordinati alfabeticamente)**

Assemblea Ordinaria

Badge	Titolare Tipo Rap.	Deleganti / Rappresentati legalmente	Ordinaria
2.249	D	CPR EURO HIGH DIVIDEND	764.684
2.239	D	CPR EUROLAND	959.757
2.232	D	CPR EUROLAND PREMIUM	300.197
2.241	D	CPR EUROPE	196.055
2.240	D	CPR EUROPE NOUVELLE	514.971
1.996	D	CPR INVEST - FUTUR CITIES	44.470
2.022	D	CPR INVEST-EUROPE SPECIAL SITUATIONS	44.467
2.055	D	CRAMA LOIRE BRETAGNE ACTIONS	59.733
766	D	CREDIT SUISSE FUNDS AG ASAST AKTIEN AUSLAND	24.501
		MANDAT ALLIANZ GLOBAL INVESTORS	
777	D	CREDIT SUISSE INDEX FUND (LUX) - CSIF (LUX) EQUITY EMU	3.280.661
780	D	CREDIT SUISSE INDEX FUND (LUX) - CSIF (LUX) EQUITY EMU	2.870.014
		BLUE	
781	D	CREDIT SUISSE INDEX FUND (LUX) - CSIF (LUX) EQUITY	26.622
		EURO STOXX MULTI PREMIA	
778	D	CREDIT SUISSE INDEX FUND (LUX) - CSIF (LUX) EQUITY	11.445
		WORLD FACTOR MIX	
2.143	D	CRN AMUNDI ACTIONS	143.757
779	D	CS INVESTMENT FUNDS 2 - CREDIT SUISSE (LUX)	665.000
		INFRASTRUCTURE EQUITY FUND	
775	D	CS INVESTMENT FUNDS 2 LUX EUROZONE ACTIVE	707.473
		OPPORTUNITIES EQ	
2.741	D	CSAA INSURANCE EXCHANGE	35.533
782	D	CSIF (CH) EQUITY EMU CREDIT SUISSE FUNDS AG	1.273.993
767	D	CSIF (CH) III EQUITY WORLD EX CH VALUE WEIGHTED -	49.626
		PENSION FUND CREDIT SUISSE FUNDS AG	
776	D	CSIF 2 CREDIT SUISSE (LUX) EUROPEAN DIVIDEND PLUS	822.241
		EQUITY FD	
458	D	CTIVP - LAZARD INTERNATIONAL EQUITY ADVANTAGE FUND	6.321.550
1.581	D	CTJ RE STANLIB GLOBAL EQ ARR USD	284.229
1.582	D	CTJ RE STANLIB GLOBAL EQUITY FD AB	54.000
2.508	D	CULTURAL INSTITUTIONS PENSION PLAN TRUST CULTURAL	15.287
		INSTITUTIONS RETIREMENT SYSTEM	
3.003	D	CWB ONYX GLOBAL EQUITY FUND	75.233
1.759	D	CYBF ATIVO CAPITAL MGMT	48.820
1.760	D	CYBF LSV ASSET MGMT	208.600
2.402	D	CYMI EQUITY LP	58.035
2.484	D	CYSTIC FIBROSIS FOUNDATION	202.858
1.448	D	CZ AANDELEN SSGA	81.472
360	D	DAIWA PAN EUROPEAN HIGH DIVIDEND YIELD STOCK	62.990
		MOTHER FUND	
978	D	DANICA PENSION LIVSFORSIKRINGSAKTIESELSKAB	222.539
1.000	D	DANSKE BANK PULJER	788.491
362	D	DANSKE INVEST EUROPE HIGH DIVIDEND FUND	473.875
363	D	DANSKE INVEST EUROPEAN EQUITY FUND	945.983

Legenda:

D: Delegante R: Rappresentato legalmente

**Elenco Interventuti
(Tutti ordinati alfabeticamente)**

Assemblea Ordinaria

Badge	Titolare Tipo Rap.	Deleganti / Rappresentati legalmente	Ordinaria
992	D	DANSKE INVEST SELECT GLOBAL EQUITY	28.091
2.839	D	DANSKE INVEST SICAV EUROPA (SEK	122.691
2.855	D	DANSKE INVEST SICAV EUROPE	215.944
2.403	D	DANSKE INVEST SICAV EUROPE HIGH DIVIDEND	246.591
2.840	D	DANSKE INVEST SICAV GLOBAL INDEX	420.224
2.841	D	DANSKE INVEST SICAV SRI GLOBAL	139.897
2.490	D	DAUGHTERS OF CHARITY OF ST. VINCENT DE PAUL PROVINCE OF THE WEST	199.069
2.405	D	DB RESIDUARY TRUST FOR JOEL G. BROIDA U/I DTD 9/3/1981	5.647
2.406	D	DB RESIDUARY TRUST FOR MARNA J. BROIDA U/I DATED SEPTEMBER 3, 1981	5.652
2.407	D	DB RESIDUARY TRUST FOR MELANIE B. WERL U/I DATED SEPTEMBER 3 1981	5.647
2.408	D	DB RESIDUARY TRUST FOR RICHARD A. BROIDA U/I DATED 9/3/1981	5.652
3.487	D	DB VERMOEGENFONDSMANDAT	105.100
3.490	D	DB X-TRACKERS	29.539.205
1.780	D	DB2F LSV ASSET MGMT	82.300
153	D	DBI FONDS EBB	48.538
1.739	D	DBX FTSE DEV EX US COMP FACTOR	8.531
841	D	DEAM FONDS ATZM	24.000
378	D	DEGROOF PETERCAM ASSET MANAGEMENT REPRESENTING ARGENTA PENSIOENS PAAR FONDS DEFENSIVE	2.019.300
379	D	DEGROOF PETERCAM ASSET MANAGEMENT REPRESENTING ERGO FUND	52.000
581	D	DEKA A-BAD HERSFELD-FONDS	56.000
571	D	DEKA A-DIM-WETZLAR-BALANCED-FONDS	27.900
572	D	DEKA A-DIM-WETZLAR-FONDS	36.096
575	D	DEKA A-DOR-FONDS	131.979
638	D	DEKA INTERNATIONAL S.A RE DEKA-EURO PAGARANT	272.179
635	D	DEKA INTERNATIONAL S.A RE DEKALUX-EUROPA	700.000
633	D	DEKA INTERNATIONAL S.A. RE DEKA-EUROPAVA	146.208
636	D	DEKA INTERNATIONAL S.A. RE DEKAMULTI ASSET ERTRAG	2.291.783
566	D	DEKA INTERNATIONAL S.A. RE HASPA MU	16.200
634	D	DEKA INTL S.A GLOBALE AKTIEN LOWRISK	1.765.037
422	D	DEKA INV GMBH R DEK MSCI WORLD UCITS ETF	13.579
420	D	DEKA INV GMBH RE DEKA EUROPA AKTN STRATE	140.000
499	D	DEKA INV GMBH RE DONAU-LCR-FUNDMASTER	129.943
427	D	DEKA INV. GMBH DEKA MSCI EUROPE UCITS ET	404.971
428	D	DEKA INV. GMBH RE DEKA ST.EUR.50 UCI ETF	64.307
584	D	DEKA INV. GMBH RE ROLAND MASTERFONDS	68.405
585	D	DEKA INV.A-BGL-FONDS	40.273
589	D	DEKA INVE GMBH RE DEKA-PRIVATVORSORGE AS	250.000
398	D	DEKA INVEST DEKA EURO STOXX 50 - UCITS	2.629.188
424	D	DEKA INVEST DIVIDENDENSTRATEGIE	11.500.000

Legenda:

D: Delegante R: Rappresentato legalmente

**Elenco Interventuti
(Tutti ordinati alfabeticamente)**

Assemblea Ordinaria

Badge	Titolare Tipo Rap.	Deleganti / Rappresentati legalmente	Ordinaria
578	D	DEKA INVEST GMBH MULDENTAL FONDS	66.000
591	D	DEKA INVEST GMBH RE AGR DENA	23.900
472	D	DEKA INVEST GMBH RE A-VSA-FONDS	112.743
407	D	DEKA INVEST GMBH RE BALANCE DYNAMISCH	31.685
597	D	DEKA INVEST GMBH RE BODENSEE-FONDS	5.000
590	D	DEKA INVEST GMBH RE CHRISTOPHORUS FD	3.296
419	D	DEKA INVEST GMBH RE DEKA MEGATRENDS	290.000
574	D	DEKA INVEST GMBH RE DEKA MULT ASS TOT RE	9.137
400	D	DEKA INVEST GMBH RE DEKA-BAV-FONDS	188.148
409	D	DEKA INVEST GMBH RE DEKA-BR 85	243.443
414	D	DEKA INVEST GMBH RE DEKA-NACHH KOM	270.428
425	D	DEKA INVEST GMBH RE DEKA-PB DEFENSIV	14.914
596	D	DEKA INVEST GMBH RE DEKA-SBO-FONDS	9.616
421	D	DEKA INVEST GMBH RE DEKA-SBO-FONDS	8.000
610	D	DEKA INVEST GMBH RE NUILL-FONDS	20.000
417	D	DEKA INVEST GMBH RE PRHL 1-FONDS	17.329
594	D	DEKA INVEST GMBH RE SIGMA PLUS BALANCED	32.500
569	D	DEKA INVEST MAULBRONN-STROMBERG-FONDS	430.000
570	D	DEKA INVEST MBH VITUS FIRST VALUE FONDS	206.464
406	D	DEKA INVEST RE DEKA TRUST BALANCED-FONDS	2.024.050
576	D	DEKA INVEST RE DEKA-EUROLAND BALANCE	22.017
600	D	DEKA INVEST RE INTER-ESSEN-FONDS	34.500
418	D	DEKA INVEST RE KOMMUNAL-TUT-BALANCED -FO	19.093
413	D	DEKA INVEST RE SIGMA PLUS KONSERVATIV	6.860
412	D	DEKA INVEST RE/DEKAFUTUR-ERTRAG	49.700
595	D	DEKA INVEST RE/DEKAFUTUR-WACHSTUM	2.919
604	D	DEKA INVEST REGIONALE-WUPPERTAL-FONDS	200.188
401	D	DEKA INVEST. A-NORDHAUSEN 2-FONDS	182.800
423	D	DEKA INVEST. RE DEKA-DIVIDENDENDISCOUNT	29.520
605	D	DEKA INVEST.GMBH RE BEROLINARENT DEKA	2.248
426	D	DEKA INVEST.GMBH RE HUPPERTZ GLOBAL	43.504
613	D	DEKA INVESTGMBH RE MSCI EUROPE LC UCITS	163.000
611	D	DEKA INVESTM GMBH RE A-HECKER-FONDS I	110.000
399	D	DEKA INVESTME GMBH RE CHRONOS FUNDMASTER	132.282
3.139	D	DEKA INVESTMENT GMBH	68.306
606	D	DEKA INVESTMENT GMBH FOR SPT 3-FONDS	8.150
582	D	DEKA INVESTMENT GMBH RE A WITTRING LCR F	21.614
601	D	DEKA INVESTMENT GMBH RE A-ABAL 91-FONDS	90.000
602	D	DEKA INVESTMENT GMBH RE A-AMISIA-FONDS	39.300
603	D	DEKA INVESTMENT GMBH RE A-ASD-FONDS	64.100
608	D	DEKA INVESTMENT GMBH RE A-KSK FULDA-FOND	8.500
573	D	DEKA INVESTMENT GMBH RE A-SKGO-FONDS	28.135
580	D	DEKA INVESTMENT GMBH RE AUW-FONDS	73.219
404	D	DEKA INVESTMENT GMBH RE BF MASTERFONDS	1.407.000
396	D	DEKA INVESTMENT GMBH RE DEKA	17.500
		DEKA INVESTMENT GMBH RE DEKA-BASIS	

Legenda:

D: Delegante R: Rappresentato legalmente

29
EM

208

**Elenco Interventi
(Tutti ordinati alfabeticamente)**

Assemblea Ordinaria

Badge	Titolare Tipo Rap.	Deleganti / Rappresentati legalmente	Ordinaria
			960.000
410	D	DEKA INVESTMENT GMBH RE DEKA-BR 100	2.078
598	D	DEKA INVESTMENT GMBH RE DEKA-BR 20	143.759
415	D	DEKA INVESTMENT GMBH RE DEKA-BR 35	24.198
416	D	DEKA INVESTMENT GMBH RE DEKA-BR 55	53.493
408	D	DEKA INVESTMENT GMBH RE DEKA-BR 75	1.040.000
397	D	DEKA INVESTMENT GMBH RE DEKA-DIVIDEND VA	120.010
411	D	DEKA INVESTMENT GMBH RE DEKAFUTUR-CHANCE	31.564
593	D	DEKA INVESTMENT GMBH RE DEKA-KSG-FONDS	170.000
402	D	DEKA INVESTMENT GMBH RE DEKASPEZIAL	1.807
577	D	DEKA INVESTMENT GMBH RE DOHAMUN-FONDS DER IHK ZU DORTMUND	62.600
609	D	DEKA INVESTMENT GMBH RE LANDSBERG-FONDS	108.000
586	D	DEKA INVESTMENT GMBH RE MV-FONDS	4.114.044
403	D	DEKA INVESTMENT GMBH RE NASPA-AKTIE	22.279
579	D	DEKA INVESTMENT GMBH RE PENSIONS FONDS MA	48.350
405	D	DEKA INVESTMENT GMBH RE PKBMF	12.000
607	D	DEKA INVESTMENT GMBH RE S BROKER I FONDS	6.302
592	D	DEKA INVESTMENT GMBH RE STADTBahn-FONDS	74.000
587	D	DEKA INVESTMENT GMBH RE TBG FONDS	16.802
599	D	DEKA INVESTMENT GMBH RE VER 03-FONDS	63.718
583	D	DEKA INVESTMENT GMBH RE WI AKTIEN	1.155.000
612	D	DEKA INVESTMENT GMBH RE WI DISCOUNT	367.985
125	D	DEKA MASTER HAEC I	576.820
619	D	DEKA VALUE PLUS	112.850
568	D	DEKA VERMOGENSMANAGEMENT GMBH RE KEPPLER	446.386
2.416	D	DELAWARE PUBLIC EMPLOYEES RETIREMENT SYSTEM	47.720
2.589	D	DELFINCO, LP	1.700
1.147	D	DELI GROUP FOOD	15.680
721	D	DELTA MASTER TRUST	18.663
3.421	D	DELTASHARES S+P INTERNATIONAL MANAGED RISK ETF	45.828
1.316	D	DEP QF SSGA NONUS EQUITY B1	47.853
1.315	D	DEP QF SSGA NONUS EQUITY B2	36.187
1.318	D	DEP QF SSGA NONUS EQUITY H1	44.774
1.317	D	DEP QF SSGA NONUS EQUITY R2	61.013
3.411	D	DESJARDINS DEVEL EX-USA EX-CANADA MULTIF - CONTROLLED VOL ETF	26.079
3.208	D	DESJARDINS GLOBAL BALANCED STRATEGIC INCOME FUND	1.251.173
3.491	D	DEUTSCHE AM MULTI ASSET PIR FUND	84.521
1.267	D	DEUTSCHE ASSET MANAGEMENT INVESTMENT GMBH ON BEHALF OF DEUTSCHE DCG EQ	15.171
3.497	D	DEUTSCHE ASSET MNGM S.A. FOR VERM FLEXIBEL (80/ TEILGESCH)	1.316.057
3.492	D	DEUTSCHE INVEST II	38.756
1.574	D	DEUTSCHE XTRK MSCI EMU HDG EQ ETF	6.647
1.794	D	DEUTSCHE XTRK MSCI STH EUR HDG ETF	

Legenda:

D: Delegante R: Rappresentato legalmente

Pagina

20
EM

208

**Elenco Interventuti
(Tutti ordinati alfabeticamente)**

Assemblea Ordinaria

Badge	Titolare Tipo Rep.	Deleganti / Rappresentati legalmente	Ordinaria
1.676	D	DEUTSCHE XTRKS MSCI ALL WORLD HDG	41.834
1.744	D	DEUTSCHE XTRKS MSCI EAFE CCYHDG	2.471.920
1.732	D	DEUTSCHE XTRKS MSCI EURO CCYHDG	495.672
84	D	DEVELOPED INTERNATION EQUITY SELECT ETF	3.267
2.590	D	DFI LP EQUITY (PASSIVE)	11.494
1.277	D	DFNF LAZARD ASSET MGMT	71.020
2.380	D	DIGNITY HEALTH	286.076
2.379	D	DIGNITY HEALTH RETIREMENT PLAN TRUST	481.019
1.433	D	DIocese OF VENICE PENSION PLAN AND TRUST	10.804
2.500	D	DIVERSIFICATION FUND ICVC	20.195
1.897	D	DIVERSIFIE ACTIONS 50-65 DU CD	49.633
3.451	D	DIVERSIFIED MARKETS (2010) POOLED FUND TRUST	15.025
356	D	DL INTERNATIONAL RESEARCH OPEN MOTHER FD	1.421.994
2.026	D	DMS STIRLING HOUSE BALANCED	51.600
2.027	D	DMS STIRLING HOUSE DYNAMIC	57.100
2.028	D	DMS STIRLING HOUSE GROWTH FUND	158.000
2.029	D	DMS STIRLING HOUSE MONTHLY INCOME FUND	3.600
2.030	D	DMS VERBATIM PORTFOLIO 5 INCOME FUND	55.000
1.985	D	DNB ASSET MANAGEMENT AB	40.896
918	D	DNCA BEYOND EUROPEAN LEADERS	135.000
196	D	DNCA INVEST	5.074.930
333	D	DNCA MF VALUE EUROPE	369.798
920	D	DNCA VALUE EUROPE	1.732.183
3.061	D	DOFASCO EMPLOYEES SAVINGS AND PROFITS SHARING FUND	10.374
3.023	D	DOFASCO SUPPLEMENTARY RETIREMENT INCOME PLAN	55.139
2.510	D	DOMINION RESOURCES INC. MASTER TRUST	176.043
2.215	D	DORVAL CONVICTIONS	661.240
2.216	D	DORVAL CONVICTIONS PEA	211.820
2.226	D	DORVAL GLOBAL CONVICTIONS PATR	11.780
2.635	D	DOUBLE DIGIT CAGR LLC	31.768
4.156	D	DOUGLAS NEWHOUSE HOLLY BANNISTER	17.260
4.155	D	DOUGLAS NEWHOUSE ISSUE GST	10.678
2.423	D	DOW RETIREMENT GROUP TRUST THE DOW CHEMICAL COMPANY	317.180
2.424	D	DOW RETIREMENT GROUP TRUST THE DOW CHEMICAL COMPANY	1.121.980
756	D	DPAM CAPITAL B	673.965
758	D	DPAM DBI-RDT B	332.156
754	D	DPAM EQUITIES L	321.007
757	D	DPAM HORIZON B	51.250
759	D	DPAM INVEST B	2.274.132
755	D	DPAM L	27.100
1.702	D	DREYFUS INDEX FUNDS INC DREYFUS INTERNATIONAL STOCK INDEX FUND	325.681

Legenda:

D: Delegante R: Rappresentato legalmente

**Elenco Interventuti
(Tutti ordinati alfabeticamente)**

Assemblea Ordinaria

Badge	Titolare Tipo Rap.	Deleganti / Rappresentati legalmente	Ordinaria
1.703	D	DREYFUS INTERNATIONAL EQUITY FUND	1.179.138
1.265	D	DRMA LTD	45.730
1.290	D	DT INTERNATIONAL STOCK INDEX FUND	366.298
1.615	D	DUFF AND PHELPS GLOBAL UTILITY INCOME FUND INC	3.013.959
2.072	D	DUGUAY ACTIONS EUROPE	135.122
2.381	D	DUKE ENERGY CORPORATION MASTER RETIREMENT TRUST	310.192
1.469	D	DUKE ENERGY QUALIFIED NUCLEAR DECOMMISSIONING	308.687
740	D	DUKE ENERGY RETIREMENT SAVINGS PLAN	463.700
220	D	DUNHAM INTERNATIONAL STOCK FUND	201.825
3.123	D	DUPONT PENSION TRUST	188.643
3.494	D	DWS FIXED MATURITY	521.448
3.966	D	DWS GLOBAL INCOME BUILDER FUND	121.171
3.967	D	DWS GLOBAL INCOME BUILDER VIP	20.783
3.493	D	DWS INVEST	136.663
3.089	D	DWS INVEST. MIT TEILGESE. FOR FIX INC AND ALT	368.613
948	D	DWS INVESTMENT GMBH.	2.786.989
3.078	D	DWS INVESTMENT GMBH FOR ALBATROS FONDS	35.429
3.356	D	DWS INVESTMENT GMBH FOR DEAM FONDS BBR1	150.400
3.172	D	DWS INVESTMENT GMBH FOR DEAM FONDS BBS	39.100
3.360	D	DWS INVESTMENT GMBH FOR DEAM FONDS DKS 1	20.000
3.363	D	DWS INVESTMENT GMBH FOR DEAM FONDS KLILI	3.500
3.365	D	DWS INVESTMENT GMBH FOR DEAM FONDS LHG 1	81.700
3.371	D	DWS INVESTMENT GMBH FOR DEAM FONDS LW1	12.500
3.429	D	DWS INVESTMENT GMBH FOR DEAM FONDS PFDB	35.167
3.359	D	DWS INVESTMENT GMBH FOR DEAM FONDS PMB 1	2.400
3.366	D	DWS INVESTMENT GMBH FOR DEAM FONDS PMF 1	60.000
3.367	D	DWS INVESTMENT GMBH FOR DEAM FONDS PSF 1	8.525
3.362	D	DWS INVESTMENT GMBH FOR DEAM FONDS RHEIN	124.000
3.368	D	DWS INVESTMENT GMBH FOR DEAM FONDS SCMS	3.215
3.364	D	DWS INVESTMENT GMBH FOR DEAM FONDS SLM 1	170.000
3.369	D	DWS INVESTMENT GMBH FOR DEAM FONDS STK	10.200
3.373	D	DWS INVESTMENT GMBH FOR DEAM-FONDS CPT	71.000
3.352	D	DWS INVESTMENT GMBH FOR DEAM-FONDS FES	70.000
3.433	D	DWS INVESTMENT GMBH FOR DEAM-FONDS GSK 1	102.946
3.427	D	DWS INVESTMENT GMBH FOR DEAM-FONDS MASP	35.000
3.424	D	DWS INVESTMENT GMBH FOR DEAM-FONDS PG EQ	194.727
3.353	D	DWS INVESTMENT GMBH FOR DEAM-FONDS PPC GBQ	14.669
3.354	D	DWS INVESTMENT GMBH FOR DEAM-FONDS RKBS	15.000
3.355	D	DWS INVESTMENT GMBH FOR DEAWM-FONDS BW GERMANY	21.807
3.372	D	DWS INVESTMENT GMBH FOR DEUTSCHE BERGBURG 15	100.000
3.361	D	DWS INVESTMENT GMBH FOR DEUTSCHE LNLN	60.000
3.374	D	DWS INVESTMENT GMBH FOR DEUTSCHE RRI7	13.283
3.079	D	DWS INVESTMENT GMBH FOR DWS EUROPE DYNAMIC	55.451
3.087	D	DWS INVESTMENT GMBH FOR DWS QI EUROPEAN EQUITY	110.223
3.086	D	DWS INVESTMENT GMBH FOR DWS QI EUROZONE EQUITY	329.050

Legenda:

D: Delegante R: Rappresentato legalmente

**Elenco Interventuti
(Tutti ordinati alfabeticamente)**

Assemblea Ordinaria

Badge	Titolare Tipo Rap.	Deleganti / Rappresentati legalmente	Ordinaria
3.080	D	DWS INVESTMENT GMBH FOR DWS QI LOWVOL EUROPE	619.842
3.082	D	DWS INVESTMENT GMBH FOR DWS VORSORGE AS (DYNAMIK)	259.352
3.084	D	DWS INVESTMENT GMBH FOR DWS VORSORGE AS FLEX	106.016
3.085	D	DWS INVESTMENT GMBH FOR DYNAMIC EUROPE BALANCE	72.283
3.081	D	DWS INVESTMENT GMBH FOR E. ON AKTIENFONDS DWS	75.000
3.357	D	DWS INVESTMENT GMBH FOR GCB PENSION FUND GERMANY	25.413
3.083	D	DWS INVESTMENT GMBH FOR LOEWEN AKTIENFONDS	55.000
3.088	D	DWS INVESTMENT GMBH FOR MULTI-INDEX EQUITY FUND	61.836
3.358	D	DWS INVESTMENT GMBH FOR OP- FONDS WFF	11.504
3.370	D	DWS INVESTMENT GMBH FOR STIFTUNGSFONDS SVC I	25.017
3.077	D	DWS INVESTMENT GMBH FOR VERMOEGENSMANAGEME	381.090
1.452	D	DWS INVESTMENT GMBH ON BEHALF OF DEAM FONDS ZDV	151.500
3.501	D	DWS INVESTMENT S.A. FOR ARERO - DER WELTFONDS	153.039
3.496	D	DWS INVESTMENT S.A. FOR DWS CONCEPT DJE RESPONSIBLE INVEST	98.000
3.500	D	DWS INVESTMENT S.A. FOR DWS MULTI ASSET INCOME KONTROLLIERT	1.102.202
3.498	D	DWS INVESTMENT S.A. FOR DWS VERMOEGENSMANDAT-	15.621
3.499	D	DWS INVESTMENT S.A. FOR DWS VERMOEGENSMANDAT-	784.838
3.495	D	DWS INVESTMENT S.A. FOR ZURICH GLOBAL EQUITY	18.904
1.362	D	DYNAMIC EQUITY GLOBAL EQUITY MANAGERS PORTFOLIOS SERIES	195.037
2.846	D	DYNAMIC INTERNATIONAL VALUEOPPORTUNITY 1	958.845
2.588	D	DYNASTY INVEST, LTD	16.256
1.836	D	E.T.H.I.C.A	430.000
3.626	D	EAST RIDING PENSION FUND	913.248
3.231	D	EATON VANCE HEXAVEST GLOBAL EQUITY FUND	6.279
3.232	D	EATON VANCE HEXAVEST INTERNATIONAL EQUITY FUND	11.892
2.914	D	EATON VANCE INTERNATIONAL (IRELAND)	7.377
3.229	D	EATON VANCE RICHARD BERNSTEIN ALL ASSET STRATEGY FUND	127.008
3.227	D	EATON VANCE TAX-MANAGED GLOBAL BUY-WRITE OPPORTUNITIES	226.448
1.704	D	ECBSEG	371.490
2.269	D	ECOFI ACTIONS RENDEMENT	58.000
2.271	D	ECOFI ACTIONS SCR	53.871
2.270	D	ECOFI INVESTISSEMENT EURO	60.516
3.048	D	ECOFIN WATER AND POWER OPPORTUNITIES PLC CO BNP PARIBAS SECURITIES SERVICES	1.435.708
2.191	D	ECUREUIL INVESTISSEMENTS	5.809.075
2.189	D	ECUREUIL PROFIL 75	1.062.168
2.083	D	ECUREUIL PROFIL 90	3.040.091
2.095	D	EDMOND DE ROTHSCHILD ASSET MANAGEMENT	489.540
2.275	D	EDMOND DE ROTHSCHILD ASSET MANAGEMENT (EDRAM)	68.620

Legenda:

D: Delegante **R:** Rappresentato legalmente

Ch
37
EM

112

**Elenco Interventuti
(Tutti ordinati alfabeticamente)**

Assemblea Ordinaria

Badge	Titolare Tipo Rap.	Deleganti / Rappresentati legalmente	Ordinaria
			656.924
2.274	D	EDMOND DE ROTHSCHILD EQUITY EUROPE SOLVE	1.483.690
2.273	D	EDMOND DE ROTHSCHILD EURO SUSTAINABLE GROWTH	1.010.500
2.033	D	EDMOND DE ROTHSCHILD FUND EQUITY EURO CORE	83.410
2.034	D	EDMOND DE ROTHSCHILD FUND II - INCÔME 2024	519.240
2.032	D	EDMOND DE ROTHSCHILD FUND INCOME EUROPE	60.794
4.142	D	EDWARD JOHN NOBLE FOUNDATION, INC	276.080
2.856	D	EEPA-QCF-EUROPEAN EQUITIES POOL A	83.007
2.192	D	EGAMO ALLOCATION FLEXIBLE	60.513
2.064	D	EGEPARGNE 2	32.610
2.857	D	EGPB - QCF - GLOBAL EQUITY POOL B	538.537
3.704	D	EIS - EURO EQUITY INSURANCE CAPITAL LIGHT	53.506
3.711	D	EIS - MULTIASSET RISK OVERLAY	8.427
3.710	D	EIS - MULTIASSET RISK OVERLAY MODERATO	182.341
3.705	D	EIS PB EQUITY EUR	456.000
3.022	D	EL FINANCIAL CORPORATION LIMITED	33.900
1.783	D	EL2F EL2 LSV	50.421
4.157	D	ELERAN, L.L.C.	8.824
4.122	D	ELIZABETH SERGEANT SEDGWICK TRUST	39.809
4.128	D	ELLERY SEDGWICK III MASTER TRUST	7.976
4.118	D	ELLERY SEDGWICK JR GRANCHILDRENS TR C/O THE ROCKFELLER TRUST CO (DE)	15.017
4.123	D	ELLERY SEDGWICK, III TRUST	8.791
4.121	D	ELLERY WATKINS SEDGWICK TRUST	12.056
4.120	D	ELLERYSEDGWICK	2.307.413
2.409	D	ELO MUTUAL PENSION INSURANCE COMPANY ELO MUTUAL PENSION INSURANCE COMPANY	37.677
3.573	D	EMERGENCY SERVICES SUPERANNUATION SCHEME	354.585
2.713	D	EMERSON ELECTRIC CO. RETIREMENT MASTER TRUST	152.400
2.715	D	EMERSON ELECTRIC CO. RETIREMENT MASTER TRUST	15.740
2.630	D	EMERSON GLAZER TRUST OF 1989	159.706
1.931	D	EMG EUROPE LAZARD AM	42.360
2.742	D	EMPLOYEES RETIREMENT FUND OF THE CITY OF DALLAS	166.868
2.743	D	EMPLOYEES RETIREMENT FUND OF THE CITY OF DALLAS	688.000
1.508	D	EMPLOYEES RETIREMENT SYSTEM OF TEXAS	894.647
1.675	D	EMPLOYEES RETIREMENT SYSTEM OF TEXAS	1.209.000
1.708	D	EMPLOYEES RETIREMENT SYSTEM OF TEXAS	143.139
1.616	D	EMPLOYEES RETIREMENT TRUST OF BANK OF MONTREAL HARRIS	19.421
1.496	D	EMPLOYEES' RETIREMENT SYSTEM OF THE STATE OF HAWAII	39.882
1.540	D	ENERGY INSURANCE MUTUAL LIMITED	1.045.407
2.355	D	ENGADINE EQUITY MASTER FUND	251.939
241	D	ENHANCED INDEX INTERNATIONAL SHARE FUND	528.326
851	D	ENHANCED INDEX INTERNATIONAL SHARE FUND	617.700
1.522	D	ENSIGN PEAK CP LSV INTL LARGE	2.567.000
1.523	D	ENSIGN PEAK EAFE LSV ASSET	

Legenda:

D: Delegante R: Rappresentato legalmente

**Elenco Interventuti
(Tutti ordinati alfabeticamente)**

Assemblea Ordinaria

Badge	Titolare Tipo Rap.	Deleganti / Rappresentati legalmente	Ordinaria
2.151	D	EPARGNE ACTIONS MONDE.ISR	151.146
2.268	D	EPARGNE ETHIQUE ACTIONS	40.538
2.130	D	EPARGNE PRUDENCE THALES	159.281
3.709	D	EPF - ABSOLUTE Q-MULTISTRATEGY	971
3.716	D	EPF - ENHANCED CONSTANT RISK CONTRIBUTION	46.693
3.725	D	EPF - EURO Q-EQUITY	507.123
3.721	D	EPF - Q-FLEXIBLE	965.394
2.276	D	EPOQUE	421.309
616	D	EPS	149.711
873	D	EPSENS OFFENSIF ISR	360.877
3.675	D	EPSILON SGR - EPSILON ALLOCAZIONE TATTICA GIUGNO 2020	16.407
3.669	D	EPSILON SGR - EPSILON DLONGRUN	1.418
3.671	D	EPSILON SGR - EPSILON FLESSIBILE AZIONI EURO APRILE 2021	8.157
3.676	D	EPSILON SGR - EPSILON FLESSIBILE AZIONI EURO FEBBRAIO 2021	19.193
3.666	D	EPSILON SGR - EPSILON FLESSIBILE AZIONI EURO GIUGNO 2021	5.400
3.670	D	EPSILON SGR - EPSILON FLESSIBILE AZIONI EURO NOVEMBRE 2020	58.287
3.663	D	EPSILON SGR - EPSILON FLESSIBILE AZIONI EURO SETTEMBRE 2020	80.913
3.665	D	EPSILON SGR - EPSILON MULTIASET 3 ANNI LUGLIO 2020	614
3.673	D	EPSILON SGR - EPSILON MULTIASET 3 ANNI MAGGIO 2020	1.221
3.668	D	EPSILON SGR - EPSILON MULTIASET VALORE GLOBALE DIC 2021	64.081
3.667	D	EPSILON SGR - EPSILON MULTIASET VALORE GLOBALE GIUGNO 2021	162.460
3.660	D	EPSILON SGR - EPSILON MULTIASET VALORE GLOBALE LUGLIO 2022	51.949
3.672	D	EPSILON SGR - EPSILON MULTIASET VALORE GLOBALE MAGGIO 2022	64.823
3.661	D	EPSILON SGR - EPSILON MULTIASET VALORE GLOBALE MARZO 2022	35.584
3.662	D	EPSILON SGR - EPSILON MULTIASET VALORE GLOBALE SETE 2021	70.451
3.674	D	EPSILON SGR - EPSILON QEQUITY	12.780
3.677	D	EPSILON SGR - EPSILON QRETURN	105.048
3.664	D	EPSILON SGR - EPSILON QVALUE	18.946
1.081	D	EPWORTH INVESTMENT FUND	19.230
938	D	EQ ADV TRUST EQ/INT. EQ. INDEX PORTFOLIO	1.683.639
513	D	EQ ADV. TRUST AXA INTL.CORE MANAGED VOLA	411.344
642	D	EQ ADVISORS TR. EQ TEMPLE GLOB EQ M VO P	75.362
639	D	EQ ADVISORS TRUST - 1290 VT SMARTBETA EQ	10.720
535	D	EQ ADVISORS TRUST - ATM INTERNATIONAL MA	838.742
937	D	EQ ADVISORS TRUST - EQ/AB DYNAMIC MODERA	329.059

Legenda:

D: Delegante R: Rappresentato legalmente

**Elenco Interventi
(Tutti ordinati alfabeticamente)**

Assemblea Ordinaria

Badge	Titolare Tipo Rap.	Deleganti / Rappresentati legalmente	Ordinaria
534	D	EQ ADVISORS TRUST - EQ/INTERNATIONAL MAN	1.156.238
954	D	EQ ADVISORS TRUST - EQ/MFS UTILITIES SERIES PORTFOLIO	775.404
726	D	EQ ADVISORS TRUST - EQ/WELLINGTON E	79.265
512	D	EQ ADVISORS TRUST EQ-GLOBAL EQUITY MANAG	322.812
525	D	EQ ADVISORS TRUST-AXA INTL.VALUE MANAGED	667.601
953	D	EQ.ADVISORS TRUST-AXA/AB DYNAMIC GROWTH	74.087
1.212	D	EQUATOR ICAV GUILD HOUSE	77.285
381	D	EQUINOR INSURANCE A S	110.000
380	D	EQUINOR PENSJON	530.000
2.315	D	EQUIPSUPER	137.548
915	D	ERAFP ACTION EURO III	5.300.000
31	D	ERI BAYERNINVEST FONDS AKTIEN EUROPA	246.348
2.629	D	ERIKA J. GLAZER 1985 TRUST	69.515
2.073	D	ERISA ACTIONS EUROPE N2	320.772
1.972	D	ERSTE-SPARINVEST KAPITAL.M.B.H	941.602
1.569	D	ERYF ATIVO CAPITAL	26.690
3.627	D	ES ALLIANCE BERNSTEIN UK OEIC ALL BERN EUR (EX UK) EQ ES F	902.312
3.628	D	ES ALLIANCEBERNSTEIN UK OEIC - ES AB LOW VOLATILITY GLB EQ F	5.200
2.438	D	ESMOND HARMSWORTH 1998 FAMILY SETTLEMENT CODAN TRUST COMPANY LIMITED	32.519
1.974	D	ESPERIDES- S.A. SICAV - SIF	118.483
1.932	D	ETOILE ACTIONS INTERNATIONALES	195.488
1.923	D	ETOILE ACTIONS RENDEMENT	433.168
1.924	D	ETOILE ENERGIE EUROPE	108.415
3.717	D	EUF - ACTIVE ALLOCATION	750.000
3.706	D	EUF - EQUITY EURO LTE	199.047
3.720	D	EUF - EQUITY EUROPE LTE	467.031
3.728	D	EUF - EQUITY INNOVATION	309.788
3.712	D	EUF - EQUITY ITALY SMART VOLATILITY	172.125
3.724	D	EUF - ITALIAN EQUITY OPPORTUNITIES	835.090
3.715	D	EUF - TOP EUROPEAN RESEARCH	1.187.843
3.700	D	EURIZON CAPITAL SGR - EURIZON AZIONI AREA EURO	429.170
3.698	D	EURIZON CAPITAL SGR - EURIZON AZIONI EUROPA	507.729
3.699	D	EURIZON CAPITAL SGR - EURIZON AZIONI INTERNAZIONALI	208.178
3.685	D	EURIZON CAPITAL SGR - EURIZON AZIONI ITALIA	2.841.162
3.690	D	EURIZON CAPITAL SGR - EURIZON GLOBAL MULTIASET SELEC SET 22	20.300
3.687	D	EURIZON CAPITAL SGR - EURIZON MULTIASET TREND DICEMBRE 2022	6.949
3.678	D	EURIZON CAPITAL SGR - EURIZON PIR ITALIA 30	8.342
3.684	D	EURIZON CAPITAL SGR - EURIZON PIR ITALIA AZIONI	340.436
3.697	D	EURIZON CAPITAL SGR - EURIZON PROGETTO ITALIA 40	2.635.723
3.683	D	EURIZON CAPITAL SGR - EURIZON PROGETTO ITALIA 70	2.558.931

Legenda:

D: Delegante R: Rappresentato legalmente

**Elenco Intervenuti
(Tutti ordinati alfabeticamente)**

Assemblea Ordinaria

Badge	Titolare Tipo Rap.	Deleganti / Rappresentati legalmente	Ordinaria
3.686	D	EURIZON CAPITAL SGR - EURIZON RENDITA	64.259
3.679	D	EURIZON CAPITAL SGR - EURIZON TOP SELEC CRESCITA DIC 2023	2.230
3.682	D	EURIZON CAPITAL SGR - EURIZON TOP SELEC CRESCITA DIC 2024	7.602
3.694	D	EURIZON CAPITAL SGR - EURIZON TOP SELEC CRESCITA GIU 2024	7.102
3.693	D	EURIZON CAPITAL SGR - EURIZON TOP SELEC CRESCITA MAG 2024	5.336
3.702	D	EURIZON CAPITAL SGR - EURIZON TOP SELEC CRESCITA MAG 2025	1.518
3.692	D	EURIZON CAPITAL SGR - EURIZON TOP SELEC CRESCITA MAR 2024	3.799
3.689	D	EURIZON CAPITAL SGR - EURIZON TOP SELEC CRESCITA MAR 2025	5.194
3.701	D	EURIZON CAPITAL SGR - EURIZON TOP SELEC CRESCITA SET 2024	8.164
3.681	D	EURIZON CAPITAL SGR - EURIZON TOP SELEC EQUILIBRIO DIC 2024	2.874
3.680	D	EURIZON CAPITAL SGR - EURIZON TOP SELEC EQUILIBRIO GIU 2024	3.761
3.688	D	EURIZON CAPITAL SGR - EURIZON TOP SELEC EQUILIBRIO MAG 2024	2.320
3.703	D	EURIZON CAPITAL SGR - EURIZON TOP SELEC EQUILIBRIO MAG 2025	1.000
3.691	D	EURIZON CAPITAL SGR - EURIZON TOP SELEC EQUILIBRIO MAR 2024	2.703
3.696	D	EURIZON CAPITAL SGR - EURIZON TOP SELEC EQUILIBRIO MAR 2025	3.171
3.695	D	EURIZON CAPITAL SGR - EURIZON TOP SELEC EQUILIBRIO SET 2024	4.597
2.261	D	EURO CAPITAL DURABLE	1.733.397
2.110	D	EUROCORPORATE FG DIVERSIFIE	13.323
2.278	D	EUROPA	900.000
988	D	EUROPA - AKKUMULERENDE KL PARALLELVEJ 17, KGS. LYNGBY, 2800 DENMARK	145.851
985	D	EUROPA 2 KL 17 PARALLELVEJ KONGENS, LYNGBY, 2800 DENMARK	98.753
522	D	EUROPACIFIC GROWTH FUND	104.040.486
684	D	EUROPE EQUITY INDEX ESG SCREENED FU	517.658
685	D	EUROPE EX-UK ALPHA TILTS ESG SCREEN	46.687
3.556	D	EUROPE INVESTMENT FUND	116.464
2.845	D	EUROPEAN COLLECTION	131.323
3.826	D	EUROPEAN DIVIDEND GROWTH FUND	65.985
63	D	EUROPEAN EQUITY FUND INC.	340.000

Legenda:

D: Delegante R: Rappresentato legalmente

**Elenco Interventuti
(Tutti ordinati alfabeticamente)**

Assemblea Ordinaria

Badge	Titolare Tipo Rap.	Deleganti / Rappresentati legalmente	Ordinaria
2.583	D	EVA VALLEY MA1 LLC	62.781
843	D	EXANE FUNDS 2	2.788.892
2.450	D	EXELON CORPORATION NUCLEAR DECOMMISSION TRUST - NON TAX QUALIFIED	4.744
2.711	D	EXELON FITZPATRICK QUALIFIED FUND	37.719
2.714	D	EXELON PEACH BOTTOM UNIT 1 QUALIFIED FUND 10	3.743
743	D	F.M.KIRBY TRUST DATED 1/3/75 FBO FRED M. KIRBY III	6.505
2.161	D	FAGUS	1.101.635
207	D	FAM SERIES UCITS ICAV	492.924
845	D	FAM SERIES UCITS ICAV	604.795
3.603	D	FAMILY INVESTMENTS CHILD TRUST FUND	229.557
3.604	D	FAMILY INVESTMENTS GLOBAL ICVC FAMILY BALANCED INT FUND	148.141
1.747	D	FARMERS GROUP INC 401 K SAVINGS PLAN	484.463
1.746	D	FARMERS GROUP INC EMPLOYEES PENSION PLAN TRUST	334.780
2.092	D	FC CARPIMKO	695.120
2.539	D	FCM INTERNATIONAL LLC	22.820
861	D	FCP AFER ACTIONS EURO	2.049.938
304	D	FCP AG2R LA MONDIALE ACT EUROPE ISR	500.000
284	D	FCP ALBA VALEUR	75.000
303	D	FCP ALM ACT ZONE EUR ISR	5.550.000
301	D	FCP ALM ACTIONS EURO	3.213.273
1.202	D	FCP AMORA MAILLE DIVERSIFIE	5.000
1.205	D	FCP ARRCO QUANT 1	618.745
1.130	D	FCP AVENIR ALIZES	8.000
863	D	FCP AVIVA ACTIONS EURO	219.472
865	D	FCP AVIVA INVESTORS ACTIONS EURO	723.254
859	D	FCP AVIVA INVESTORS CONVICTION	343.112
858	D	FCP AVIVA INVESTORS SELECTION	36.891
860	D	FCP AVIVA INVESTORS VALORISATION	208.584
862	D	FCP AVIVA PERFORMANCE	11.238
864	D	FCP AVIVA STRUCTURE INDEX 3	178.399
1.161	D	FCP BEL VAL	300.000
1.145	D	FCP BHV	24.000
269	D	FCP BNP PARIBAS ACTIONS RENDEMENT	514.745
1.125	D	FCP BRONGNIART AVENIR	130.000
1.136	D	FCP BRONGNIART RENDEMENT	500.000
1.153	D	FCP BROUARDEL AVENIR	18.000
1.196	D	FCP C ET A	4.000
274	D	FCP CAMGEST VALEURS EURO	430.076
271	D	FCP CAMGESTION RENDACTIS	568.013
866	D	FCP CAP EQUILIBRE	2.630
869	D	FCP CAP SERENITE	1.859
1.194	D	FCP CAPSUGEL	13.441
2.081	D	FCP CARBP DIVERSIFIE	492.802

Legenda:

D: Delegante R: Rappresentato legalmente

Elenco Intervenuti
(Tutti ordinati alfabeticamente)

Assemblea Ordinaria

Badge	Titolare Tipo Rap.	Deleganti / Rappresentati legalmente	Ordinaria
2.068	D	FCP CARPIMKO EUROPE	471.992
1.143	D	FCP CASIMIR1	22.000
1.193	D	FCP CH RIVER LABORATOIRES FRANCE	7.532
1.133	D	FCP CIC TECHNO COM	107.500
1.129	D	FCP CM-CIC EURO ACTIONS	890.516
305	D	FCP CNP ACTIONS EMU UBS	1.249.652
1.191	D	FCP CRYOSTAR FRANCE	1.654
1.163	D	FCP DAY SOLVAY	26.000
1.190	D	FCP DEGUSSA DYNAMIQUE	7.000
1.189	D	FCP DEGUSSA MIXTE	3.000
921	D	FCP DNCA EVOLUTIF	1.429.391
307	D	FCP EPARGNE EUROPE DYNAMIQUE	210.132
330	D	FCP ERAFP ACT EUR1 AMUND	1.100.579
916	D	FCP ERAFP ACTIONS EUROS4 EDRAM	10.494.400
1.170	D	FCP ES DYNAMIQUE	281.044
1.169	D	FCP ES GESTION EQUILIBRE	397.873
1.171	D	FCP ES TEMPERE	30.000
1.188	D	FCP EUROP ASSISTANCE DIVERSIFIE	3.429
298	D	FCP FCE INVEST EURO	2.661.053
266	D	FCP FIAO	1.181.454
1.142	D	FCP FIDOGEST	120.000
325	D	FCP FPE ESG	1.468.125
324	D	FCP FPI ESG	111.576
326	D	FCP FPI ESG PLUS	1.121.751
299	D	FCP FRANCE INVEST. INTER	885.224
1.127	D	FCP GAILLON NATURAL RESOURCES	593.869
1.128	D	FCP GAILLON SECTORIEL	171.241
2.171	D	FCP GROUPAMA GRAND EST GROUPAMA	36.504
2.158	D	FCP GROUPAMA PHARMA DIVERSIFIE	145.000
1.183	D	FCP GROUPE FORD FRANCE	6.245
1.182	D	FCP GROUPE ROCHE	100.000
2.070	D	FCP HAMELIN DIVERSIFIE FLEX II	8.636
1.181	D	FCP HENKEL DIVERSIFIE N 1	7.300
877	D	FCP HGA ACTIONS ISR	906.289
898	D	FCP HGA ACTIONS SOLIDAIRE EMPLOI SANTE	269.506
882	D	FCP HP ACTIONS LAZARD	492.503
909	D	FCP HUMANIS RETRAITE ACTION BAS CARBONE	471.846
867	D	FCP HUMANIS RETRAITE ACTIONS	1.098.676
868	D	FCP INTER ACTIO	1.235
310	D	FCP IRCOM RETRAITE DIVERSIFIE	80.650
320	D	FCP IRCOM RETRAITE DIVERSIFIE	284.556
1.164	D	FCP JCD FIVE	22.000
1.173	D	FCP JET SERVICES	11.000
1.154	D	FCP JPA	10.000
312	D	FCP KLESIA K ACTIONS EURO	23.549

Legenda:

D: Delegante **R:** Rappresentato legalmente

**Elenco Interventuti
(Tutti ordinati alfabeticamente)**

Assemblea Ordinaria

Badge	Titolare	Deleganti / Rappresentati legalmente	Ordinaria
	Tipo Rap.		
319	D	FCP KLESIA K RETRAITE EURO	2.050.192
1.109	D	FCP LBPAM ACTIONS CROISSANCE EURO	2.450.128
1.105	D	FCP LBPAM ACTIONS VALUE EURO	4.379.001
1.108	D	FCP LBPAM DIVERSIFIE FOCUS OBLIG 3 5	82.666
1.110	D	FCP LBPAM IRC ACTIONS EURO MIN VAR	220.825
267	D	FCP LF AMLEAGUE EURO 45 128 BOULEVA	100.764
279	D	FCP LITHIUM RENDEMENT	925.326
1.179	D	FCP MGE DYNAMIQUE EURO	93.000
290	D	FCP NATIO-FONDS COLLINE 1	3.151.028
300	D	FCP NF COLLINES INVEST 3	1.896.540
1.155	D	FCP OFFENSIF AIR LIQUIDE EXPANS	15.471
1.178	D	FCP PIPE LINE SUD EUROPEEN	4.214
1.195	D	FCP PROVENCE DIVERSIFIE	1.108
1.144	D	FCP PSGH	24.000
1.159	D	FCP PYRENEES GLOBAL	11.736
2.079	D	FCP RL PREVOYANCE	273.930
321	D	FCP SAKKARAH 2	130.013
309	D	FCP SAKKARAH 4	159.141
1.177	D	FCP SCHUCO	3.760
1.111	D	FCP TOCQUEVILLE DIVIDENDE	230.000
1.112	D	FCP TOCQUEVILLE VALUE EUROPE	1.330.000
1.137	D	FCP TRANSAT PATRIMOINE 2	450.000
1.172	D	FCP UNI 1	81.258
1.132	D	FCP UNION EUROPE	1.893.362
329	D	FCP VILLIERS ACTIONS EUROPE SYST	1.048.555
1.167	D	FCP_CAGNI	26.000
1.162	D	FCPE ACCOR DIVERSIFIE	5.418
1.149	D	FCPE AI DIVERSIFIE	3.588
1.201	D	FCPE AREVA ACTIONS	135.095
901	D	FCPE ARJOWIGGINS CANSON	384
268	D	FCPE BDF FONDS S SOLIDAIRE	35.491
903	D	FCPE CHANTELLE	1.013
881	D	FCPE CLAIREFONTAINE EXAC	290
1.165	D	FCPE COFACE	15.000
891	D	FCPE COMPTAGE IMMOBILIER	5.704
1.156	D	FCPE CONVERGENCE ACTIONS EUROPE	300.000
900	D	FCPE CRCAM PROV C D AZUR	8.069
880	D	FCPE CROWN EMBAL FR SAS	11.606
883	D	FCPE DPI N 2	6.357
884	D	FCPE EPARGNE SOL DYN THA	233.037
870	D	FCPE ESTERRA	680
1.146	D	FCPE FCP OCP	27.389
288	D	FCPE FONDS BOEHRINGER	114.401
904	D	FCPE GE FONDS A SOLIDAIRE	28.259
874	D	FCPE GEMALTO DYN SOLID	26.264

Legenda:

D: Delegante R: Rappresentato legalmente

**Elenco Interventuti
(Tutti ordinati alfabeticamente)**

Assemblea Ordinaria

Badge	Titolare	Deleganti / Rappresentati legalmente	Ordinaria
	Tipo Rap.		
			16.295
879	D	FCPE GIVAUDAN	34.092
287	D	FCPE GPE FMC FCE DIV BNP	3.315
887	D	FCPE GR SCHLINDER AUD	932
876	D	FCPE GROUP APA NRD OUEST	22.000
1.158	D	FCPE GROUPE SAMSE	5.947
896	D	FCPE GROUPE SECURITAS	58.549
281	D	FCPE HARMONY	3.032
907	D	FCPE HENKEL DVSF INT EXP	66.760
272	D	FCPE HORIZON BP. ACTION	18.036
908	D	FCPE HORIZON EPARGNE MIXTE	4.122
895	D	FCPE III CIMENT CALCIA D	5.270
899	D	FCPE ITW DE FRANCE	1.013
1.166	D	FCPE LAGARDERE PUBLICITE AUDIO	79.045
289	D	FCPE LIMACTIF	160.650
1.870	D	FCPE MACIF CROISSANCE DURABLE	3.347
871	D	FCPE MAN ENERGY SOLU FRANCE SAS	20.433
886	D	FCPE MATRA	1.075.074
296	D	FCPE MULTIPAR ACTS SR	747.291
295	D	FCPE MULTIPAR EQ. SOC. RES	3.011
890	D	FCPE NALCO FRANCE S A S	104.595
878	D	FCPE NESTLE FRANCE ACTIO	542
902	D	FCPE NUFARM EXP SOLIDA	1.943
872	D	FCPE OMYA DIVERSIFIE	4.647
888	D	FCPE RATIER FIGEAC	2.529
894	D	FCPE RELAIS H DIVERSIFIE	7.584
893	D	FCPE S E P DIV ACTIONS	44.140
906	D	FCPE SAFRAN ETHIQUE SLDR	11.392
913	D	FCPE SAIPEM ACTIONS	4.164
875	D	FCPE SAL GROUP CIE DEUTS	139.570
306	D	FCPE SAUR EPARGNE	4.000
1.150	D	FCPE SERENIS ADAGIO	17.466
885	D	FCPE SKF DIV INTEREXP	1.861
905	D	FCPE THALES ALENIA SP 1	2.912
889	D	FCPE THALES ALENIA SP 3	868
897	D	FCPE ZOLPAN INVEST 5 ANS	110.000
2.243	D	FDC A2 POCHE TITRES	272.766
2.142	D	FDRN AMUNDI	20.835
2.219	D	FEDERAL ETHI-PATRIMOINE	1.366.000
2.199	D	FEDERAL OPTIMAL (PART P)	158.900
18	D	FEDERATED UNIT TRUST	564.073
3.911	D	FEDEX CORPORATION EMPLOYEES PENSION TRUST	290.895
3.910	D	FEG SELECT	4.195
4.101	D	FERDINAND COLLOREDO-MANSFELD 2001 CHARITABLE REMAINDER UNITRUST	5.459
1.324	D	FFI STRATEGIES PORTFOLIO	

Legenda:

D: Delegante R: Rappresentato legalmente

**Elenco Interventuti
(Tutti ordinati alfabeticamente)**

Assemblea Ordinaria

Badge	Titolare Tipo Rap.	Deleganti / Rappresentati legalmente	Ordinaria
2.439	D	FIAM GLOBAL LOW VOLATILITY EQUITY FUND, L.P.	286.952
790	D	FIAM GROUP TR FOR EMPLOYEE BENEF PLA	6.608.175
2.581	D	FIDDLER PARTNERS LLC	3.119
2.042	D	FIDELIA ASSISTANCE	11.992
789	D	FIDELITY ADVIS SVIII FID ADV INT CA AP F	6.749.700
2.819	D	FIDELITY ADVISOR SERIES VII: FIDELITY ADVISOR DIVERSIFIED INTERNATIONAL FUND	1.129.400
942	D	FIDELITY CENTRAL INVESTMENT PORTFOLIOS L	748.036
87	D	FIDELITY COMMON CONTRACTUAL FUND II	275.182
3.998	D	FIDELITY COMMONWEALTH TRUST II: FIDELITY INT'L ENHANCED INDEX FD	1.590.455
809	D	FIDELITY CONCORD STREET TRUST: FIDELITY SERIES INTERNATIONAL INDEX FUND	71.271
3.999	D	FIDELITY COVINGTON TRUST: FIDELITY INTL VALUE FACTOR ETF	22.900
4.000	D	FIDELITY COVINGTON TRUST: FIDELITY TARGETED INTL FACTOR ETF	15.952
941	D	FIDELITY DIVERSIFIED INTERNATIONAL FUND	12.371.700
951	D	FIDELITY EUROPEAN VALUES PLC	5.301.647
793	D	FIDELITY FUNDS SICAV	31.099.648
794	D	FIDELITY FUNDS SICAV	30.747
795	D	FIDELITY FUNDS SICAV	824.496
925	D	FIDELITY GLOBAL LOW VOLATILITY EQUITY FU	21.940
962	D	FIDELITY INSTITUTIONAL SELECT GLOBAL EQU	82.809
3.223	D	FIDELITY INTERNATIONAL LOW VOLATILITY EQUI	22.758
964	D	FIDELITY INV. FIDELITY INDEX EUROPE EX U	509.345
960	D	FIDELITY INV.FUNDS-FIDELITY INDEX WORLD	372.300
961	D	FIDELITY INVESTMENT FUNDS - EUROPEAN FUN	14.674.255
963	D	FIDELITY INVESTMENT FUNDS - FIDELITY INDEX EUROPE	1.346.379
959	D	FIDELITY INVESTMENT FUNDS - FIDELITY Y GLOBAL DIVIDEND FUND	4.554.148
2.624	D	FIDELITY INVESTMENT TRUST: FIDELITY DIVERSIFIED INTERNATIONAL K6 FUND	2.090.486
3.112	D	FIDELITY INVESTMENT TRUST: FIDELITY FLEX INTERNATIONAL FUND	78.633
2.628	D	FIDELITY INVESTMENT TRUST: FIDELITY INFRASTRUCTURE FUND	69.579
3.111	D	FIDELITY INVESTMENT TRUST: FIDELITY INTER CAPITAL APP K6 FUND	1.058.300
2.623	D	FIDELITY INVESTMENT TRUST: FIDELITY INTERNATIONAL CAPITAL APPRECIATION FUND	6.322.200
2.626	D	FIDELITY INVESTMENT TRUST: FIDELITY INTERNATIONAL VALUE FUND	1.244.300
3.110	D	FIDELITY INVESTMENT TRUST: FIDELITY SERIES INTVALUE FUND	36.083.150

Legenda:

D: Delegante R: Rappresentato legalmente

42
EM

22

**Elenco Intervenuti
(Tutti ordinati alfabeticamente)**

Assemblea Ordinaria

Badge	Titolare Tipo Rap.	Deleganti / Rappresentati legalmente	Ordinaria
3.108	D	FIDELITY INVESTMENT TRUST: FIDELITY TOTAL INT EQUITY FUND	81.100
935	D	FIDELITY INVESTMENTS MONEY MANAGEMENT IN	4.646
934	D	FIDELITY MANAGEMENT AND RESEARCH CO	5.094
798	D	FIDELITY POC VALUE OPTIMIZED FACTOR	976
797	D	FIDELITY POC VALUE UNCONSTRAINED	813
811	D	FIDELITY RETIREE HEALTH REIMBURSEMENT PL	113.308
3.109	D	FIDELITY RUTLAND SQUARE TRUST II: STRAT ADV FID INTL FUND	693.784
3.113	D	FIDELITY RUTLAND SQUARETRUST II: STRATEGIC ADVISERS INT	1.947.000
803	D	FIDELITY SAL ST FIDELITY GLOBAL EX US IN	2.091.423
804	D	FIDELITY SALEM STR T FID TOTAL INT IND F	1.392.288
1.388	D	FIDELITY SALEM STREET TRUST FIDELITY SAI	3.217.074
2.627	D	INTERNATIONAL INDEX FUND FIDELITY SALEM STREET TRUST FIDELITY SERIES GLOBAL EX U.S. INDEX FUND	5.593.466
2.625	D	FIDELITY SALEM STREET TRUST: FIDELITY FLEX INTERNATIONAL INDEX FUND	169.241
808	D	FIDELITY SALEM STREET TRUST: FIDELITY ZERO INTERNATIONAL INDEX FUND	502.209
3.221	D	FIDELITY SELECT GLOBAL EQUITY INSTITUTIONAL TRUST	36.035
3.224	D	FIDELITY SELECT GLOBAL PLUS ALL CAP EQUITY INSTTT TRUST	32.950
3.222	D	FIDELITY SELECT INTERNATIONAL EQUITY INSTITUTIONAL TRUST	206.553
805	D	FIDELITY UCITS ICAV	66.350
806	D	FIDELITY UCITS II ICAV	32.160
1.818	D	FIDEURAM ASSET MANAGEMENT (IRELAND) FONDITALIA EQUITY ITALY	5.964.000
3.656	D	FIDEURAM INVESTIMENTI SGR - FIDEURAM ITALIA	260.000
3.657	D	FIDEURAM INVESTIMENTI SGR - PIANO AZIONI ITALIA	5.830.000
3.659	D	FIDEURAM INVESTIMENTI SGR - PIANO BILANCIATO ITALIA 30	126.000
3.658	D	FIDEURAM INVESTIMENTI SGR - PIANO BILANCIATO ITALIA 50	1.332.000
3.207	D	FIDUCIE GLOB DES REGIMES DE RETR DE LA SOC TRANSPORT	86.500
3.210	D	FIDUCIE GLOB DES REGIMES DE RETR DE LA SOC TRANSPORT	135.110
799	D	FIL GENESIS LIMITED FIDELITY POC CLIMATE	3.267
783	D	FINREON WORLD EQUITY ISOPRO (PENSION) CREDIT SUISSE FUNDS AG	32.359
1.436	D	FIRE AND POLICE PENSION ASSOCIATION OF COLORADO	139.876
2.385	D	FIREMEN'S ANNUITY AND BENEFIT FUND OF CHICAGO	35.724
3.950	D	FIRST CHURCH OF CHRIST SCIENTIST	5.284
3.951	D	FIRST CHURCH OF CHRIST SCIENTIST	42.448

Legenda:

D: Delegante R: Rappresentato legalmente

**Elenco Interventuti
(Tutti ordinati alfabeticamente)**

Assemblea Ordinaria

Badge	Titolare Tipo Rap.	Deleganti / Rappresentati legalmente	Ordinaria
			28.291
1.268	D	FIRST INITIATIVES INSURANCE LIMITED	2.332
1.373	D	FIRST STATE INVESTMENTS ICVC FIRST STATE DIVERSIFIED GROWTH FUND	360.681
3.574	D	FIRST STATE SUPERANNUATION SCHEME	1.078.242
3.575	D	FIRST STATE SUPERANNUATION SCHEME	10.506
102	D	FIRST TRUST EUROZONE ALPHADAX ETF	184.641
110	D	FIRST TRUST RIVERFRONT DYN DEV INT ETF	55.542
109	D	FIRST TRUST RIVERFRONT DYNAMIC EUROPE ET	246.200
1.341	D	FIRSTENERGY SYSTEM MASTER RETIREMENT TRUST	14.237
3.601	D	FIRSTRAND BANK LIMITED ATF THE INVESTEC WORLDWIDE	605.592
2.824	D	FJARDE AP-FONDEN	17.620
2.449	D	FLEURI HOLDINGS LLC	272.321
508	D	FLEXSHAR.MORN.DEV.MARK.EX-US FAC.TILT IN	68.192
536	D	FLEXSHARES INTERNATIONAL QUALITY DIVIDEND DEFENSIVE INDEX FUND	6.005.846
528	D	FLEXSHARES STOXX GLOBAL BROAD INFRASTRUC	16.739
529	D	FLEXSHARES STOXX GLOBAL ESG IMPACT INDEX	4.103
2.717	D	FLORIDA COLLEGE SAVINGS PROGRAM	267.754
2.736	D	FLORIDA PREPAID COLLEGE PROGRAM	1.362.371
1.503	D	FLORIDA RETIREMENT SYSTEM	134.579
1.505	D	FLORIDA RETIREMENT SYSTEM	420.371
1.507	D	FLORIDA RETIREMENT SYSTEM	2.466.383
1.620	D	FLORIDA RETIREMENT SYSTEM	3.131.733
1.621	D	FLORIDA RETIREMENT SYSTEM	2.076.420
3.595	D	FLOURISH INVESTMENT CORPORATION	6.506
745	D	FM KIRBY DTD TRUST 1/3/75 FBO JEFFERSON W KIRBY	8.853
744	D	FM KIRBY TRUST DTD 1/3/75 FBO S DILLARD KIRBY	13.123
2.452	D	FOLGER LEVIN LLP PROFIT SHARING PLAN AND TRUST FOLGER LEVIN LLP	866.837
3.402	D	FOLKSAM OMSSEIDIG LIVFORSAKRING	139.091
2.097	D	FONDATION EUROPE	62.900
3.539	D	FONDATION LUCIE ET ANDRE CHAGNON	192.411
206	D	FONDAZIONE ROMA SIF	2.575.035
327	D	FONDS DE RESERVE POUR LES RETRAIT	1.912.998
328	D	FONDS DE RESERVE POUR LES RETRAITES	28.773
302	D	FONDS DIVERSIFIE TEL 1 1 BOULEVARD	194.256
1.843	D	FONDS PALLADIO	97.818
2.709	D	FORD MOTOR COMPANY DEFINED BENEFIT MASTER TRUST	195.658
2.716	D	FORD MOTOR COMPANY DEFINED BENEFIT MASTER TRUST	44.477
2.773	D	FORD MOTOR COMPANY OF CANADA, LIMITED PENSION TRUST	1.106.048
446	D	FOREIGN SECURITIES TRUST #1	258.734
359	D	FOREIGN STOCK INDEX MOTHER FUND ONAL DEVELOPED COUNTRIES INDEX MOTHER FUNDD	1.052
1.361	D	FOREST FOUNDATION	

Legenda:

D: Delegante R: Rappresentato legalmente

**Elenco Interventuti
(Tutti ordinati alfabeticamente)**

Assemblea Ordinaria

Badge	Titolare Tipo Rap.	Deleganti / Rappresentati legalmente	Ordinaria
1.224	D	FOREST PRESERVE DISTRICT EMPLOYEES ANNUITY AND BENEFIT FUND	83.795
947	D	FORSTA AP - FONDEN	1.491.450
2.587	D	FOURTH AVENUE INVESTMENT COMPANY	44.768
323	D	FPE ESG PLUS	2.515.623
1.568	D	FPXF WILLIAM BLAIR CO	162.803
933	D	FQ ESSENTIAL BETA FUND LTD	72.882
2.718	D	FRANCISCAN ALLIANCE, INC.	198.666
3.917	D	FRANKLIN FTSE EUROPE EX U.K. INDEX ETF	106.671
3.912	D	FRANKLIN LIBERTYQT INTERNATIONAL EQUITY INDEX ETF	15.450
3.234	D	FRANKLIN LIBERTYSHARES ICAV	23.907
3.913	D	FRANKLIN TEMPLETON ETF TRUST - FRANKLIN FTSE EUROPE ETF	202.850
3.918	D	FRANKLIN TEMPLETON ETF TRUST - FRANKLIN FTSE EUROPE HEDGED ETF	4.041
3.914	D	FRANKLIN TEMPLETON ETF TRUST - FRANKLIN FTSE ITALY. ETF	71.307
3.916	D	FRANKLIN TEMPLETON ETF TRUST-FRANKLIN LIBERTYQ GLOBAL EQUITY ETF	6.896
3.915	D	FRANKLIN TEMPLETON ETF TRUST-FRANKLIN LIBERTYQ INT'L EQUITY HEDG	18.592
7	D	FRANKLIN TEMPLETON INVESTMENT FUNDS	9.337
2.460	D	FRANMOR NOMINEES LIMITED ACTING IN ITS CAPACITY AS NOMINEE FOR GEORGE SWITHIN RODDIS BRADBURY	31.804
2.456	D	FRANMOR NOMINEES LIMITED ACTING IN ITS CAPACITY AS NOMINEE FOR DAVID HAROLD PRINDLE BRADBURY	31.807
4.103	D	FRANZ F. COLLOREDO-MANSFELD 1999 IRREVOCABLE TRUST	2.171
729	D	FREDERICK S. UPTON FOUNDATION CAPITAL GU	25.030
2.459	D	FREEMPORT MINERALS CORPORATION DEFINED BENEFIT MASTER TRUST FREEMPORT - MCMORAN	107.400
1.186	D	FREESCALE DIVERSIFIED	23.194
2.384	D	FRESNO COUNTY EMPLOYEES' RETIREMENT ASSOCIATION	201.170
1.031	D	FRIENDS LIFE AND PENSIONS LIMITED PIXHAM END	2.175.683
1.034	D	FRIENDS LIFE FUNDS LIMITED	1.079.762
930	D	FRONTIER COMMUNICATIONS PENSION PLAN	229.951
1.659	D	FT ISE GLOBAL WIND ENERGY INDEX FND	277.120
1.658	D	FT NASDAQ SMART GRID INDEX FUND	37.631
1.028	D	FTSE ALL WORLD INDEX FUND	531.303
3.020	D	FU715 FONDS INDUSTRIELLE ALLIANCE	27.000
385	D	FUNDACAO CALOUSTE GULBENKIAN	21.034
2.512	D	FUNDO DE PENSÕES ALAMEDA DE CARLOS D' ASSUMPCAO	83.364
3.233	D	FUNDO DE SEGURANCA SOC GOV. DA REGIAO ADM. ESPECIAL DE	251.012
2.425	D	FUTURE FUND BOARD OF GUARDIANS FOR AND ON BEHALF OF FUTURE FUND	583.868

Legenda:

D: Delegante R: Rappresentato legalmente

**Elenco Interventuti
(Tutti ordinati alfabeticamente)**

Assemblea Ordinaria

Badge	Titolare Tipo Rap.	Deleganti / Rappresentati legalmente	Ordinaria
2.426	D	FUTURE FUND BOARD OF GUARDIANS FOR AND ON BEHALF OF THE MEDICAL RESEARCH FUTURE FUND	238.541
2.023	D	G FUND - TOTAL RETURN ALL CAP EUROPE	700.000
2.266	D	G FUND - WORLD VISION R	365.183
1.982	D	G FUND NEXT R EVOLUTIONS	593.935
198	D	GA FUND L	26.509
2.169	D	GAN EUROSTRATEGIE	117.662
2.168	D	GAN FRANCESELECT	92.704
2.513	D	GANNETT RETIREMENT PLAN MASTER TRUST GANNETT RETIREMENT PLAN MASTER TRUST	213.382
4.194	D	GARVIN NON-EXEMPT TR UW ANNE F.:70E:REGI//GARVIN	29.417
3.524	D	GENERAL CONFERENCE CORPORATION OF SEVENTH DAY	108.022
1.338	D	GENERAL MILLS GROUP TRUST	89.342
1.485	D	GENERAL MILLS INVESTMENT TRUST	164.861
931	D	GENERAL MOTORS PENSIOENFONDS OFF	23.134
2.461	D	GENERAL PENSION AND SOCIAL SECURITY AUTHORITY GPSSA	753.586
35	D	GENERALI EURO ACTIONS	230.805
33	D	GENERALI INVESTMENTS SICAV	115.159
1.123	D	GENERALI MULTI PORTFOLIO SOLUTIONS SICAV	151.656
34	D	GENERALI SMART FUNDS SICAV	306.653
1.217	D	GENTLENESS INT STRG	85.677
4.124	D	GEORGE AND MARGARET MCNEILL TIC	13.350
1.404	D	GEORGETOWN UNIVERSITY	158.370
1.344	D	GEORGIA TECH FOUNDATION	17.481
9	D	GERANA SICAV-SIF, S.A.	527.378
2.054	D	GGVIE PREFON RETRAITE A	632.260
53	D	GIM SPECIALIST INVESTMENT FUNDS	48.309
54	D	GIM TOKYO FD	56.165
29	D	GIP ALTO INTL AZ	98.090
361	D	GIVI GLOBAL EQUITY FUND A SERIES TRUST OF GLOBAL MULTI STRATEGY	38.757
2.298	D	GLG EUROPEAN LONG SHORT FUND MAPLES CORPORATE SERVICES LIMITED	48.249
2.297	D	GLG EUROPEAN LONG-SHORT MASTER FUND LTD MAPLES CORPORATE SERVICES LIMITED	6.161
994	D	GLOBAL AC INDEX FUND - ACCUMULATING KL	188.270
1.393	D	GLOBAL ATLANTIC BLACKROCK DISCIPLINED INTERNATIONAL CORE PORTFOLIO	28.815
1.392	D	GLOBAL ATLANTIC GOLDMAN SACHS GLOBAL EQUITY INSIGHTS PORTFOLIO	2.651
2.545	D	GLOBAL BOND FUND WAYCROSSE INC	476.466
232	D	GLOBAL CLEAN EQUITY FUND	5.710
3.827	D	GLOBAL DIVIDEND GROWTH SPLIT CORP.	213.100
687	D	GLOBAL EX US ALPHA TILTS FUND B	38.819

Legenda:

D: Delegante R: Rappresentato legalmente

**Elenco Interventuti
(Tutti ordinati alfabeticamente)**

Assemblea Ordinaria

Badge	Titolare	Deleganti / Rappresentati legalmente	Ordinaria
	Tipo Rap.		
357	D	GLOBAL HIGH DIVIDEND EQUITY MOTHER FUND	634.700
1.922	D	GLOBAL HIGH INCOME EQUITY FUND	151.369
995	D	GLOBAL INDEKS KL PARALLELVEJ 17, LYNGBY, 2800 DENMARK	300.496
3.777	D	GLOBAL INFRASTRUCTURE EQUITY FUND LONDON CAPITAL	135.598
3.521	D	GLOBAL INTREPID - CANADA FUND	20.847
3.176	D	GLOBAL LOW VOLATILITY EQUITY FUND, LLC	26.780
3.748	D	GLOBAL MANAGED VOLATILITY FUND	494.027
3.944	D	GLOBAL MULTI ASSET STRATEGY FUND	20.551
107	D	GLOBAL X SCIENTIFIC BETA EUROPE ETF	4.244
3.166	D	GMAM GROUP PENSION TRUST II	423.939
3.167	D	GMAM GROUP PENSION TRUST II	117.208
3.163	D	GMAM GROUP PENSION TRUST III	885.056
3.164	D	GMAM INVESTMENT FUNDS TRUST	264.891
3.165	D	GMAM INVESTMENT FUNDS TRUST	532.900
2.046	D	GMF ASSURANCES (A) EUROPE	661.388
2.045	D	GMF-VIE CANTON D (A) EUROPE	2.139.012
3.650	D	GMO BENCHMARK-FREE FUND	1.785.038
3.274	D	GMO CLIMATE CHANGE FUND	298.591
3.246	D	GMO FUNDS PLC GMO GLOBAL EQUITY ALLOCATION	64.358
3.247	D	GMO FUNDS PLC GMO GLOBAL REAL RETURN (UCITS) FUND	1.372.112
3.652	D	GMO IMPLEMENTATION FUND	4.911.176
3.275	D	GMO INTERNATIONAL EQUITY FUND	10.187.813
3.273	D	GMO INVESTMENTS ICAV/ GMO CLIMATE CHANGE INVESTMENT	386.423
2.361	D	GMO MASTER PORTFOLIOS (ONSHR) LP GMO TAX MGD BCHMK FRE FD CO GRANTHAM MAYO VAN OTTERLOO AND CO LLC	39.458
3.651	D	GMO STRATEGIC OPPORTUNITIES ALLOCATION FUND	5.648
3.276	D	GMO TAX-MANAGED INTERNATIONAL EQUITIES FUND	151.670
3.846	D	GOLDMAN SACHS FUNDS	161.399
3.847	D	GOLDMAN SACHS FUNDS	612.257
3.848	D	GOLDMAN SACHS FUNDS II	101.104
1.633	D	GOLDMAN SACHS GMS ERISA GROUP TRUST	111.300
3.143	D	GOLDMAN SACHS TRST II-GOLDMAN SACHS MULTI-MNGR GLOBAL	7.015
538	D	GOLDMAN SACHS TRUST - GOLDMAN SACHS ABSOLUTE RETURN TRACKER FUND	38.400
3.146	D	GOLDMAN SACHS TRUST- GOLDMAN SACHS GLOBAL	21.218
539	D	GOLDMAN SACHS TRUST- GOLDMAN SACHS INTER	268.562
3.144	D	GOLDMAN SACHS TRUST II - GOLDMAN SACHS MULTI-MANAGER ALT F	61.558
3.147	D	GOLDMAN SACHS TRUST II GOLDMAN SACHS GQG PART INTL OPP FD	15.002.364
3.145	D	GOLDMAN SACHS TRUST II-GOLDMAN SACHS M-M REAL	72.947

Legenda:

D: Delegante R: Rappresentato legalmente

**Elenco Interventuti
(Tutti ordinati alfabeticamente)**

Assemblea Ordinaria

Badge	Titolare Tipo Rap.	Deleganti / Rappresentati legalmente	Ordinaria
3.400	D	ASSETS STRAT GOV OF HM THE SULTAN AND YANG DI-PERTUAN OF BRUNEI DARUSSALAM	327.158
2.657	D	GOVERNMENT EMPLOYEES SUPERANNUATION BOARD	255.487
2.658	D	GOVERNMENT EMPLOYEES SUPERANNUATION BOARD	407.993
3.074	D	GOVERNMENT OF NORWAY	242.491.304
3.409	D	GOVERNMENT OF THE REPUBLIC OF SINGAPORE	65.003
564	D	GOVERNMENT SUPERANNUATION FUND	312.372
2.871	D	GQG GLOBAL UCITS ICAV	1.332.336
2.756	D	GQG PARTNERS GLOBAL EQUITY FUND	407.185
2.462	D	GQG PARTNERS GLOBAL EQUITY FUND - GQG PARTNERS SERIES LLC CAPITAL SERVICES INC	3.512.160
94	D	GQG PARTNERS GLOBAL QUALITY EQUITY FUND	257.793
2.463	D	GQG PARTNERS INTERNATIONAL EQUITY FUND-GQG PARTNERS SERIES LLC CAPITAL SERVICES INC.	4.110.674
2.464	D	GQG PARTNERS RESTRICTED GLOBAL EQUITY FUND - GQG PARTNERS SERIES LLC CAPITAL SERVICES INC	12.156
2.146	D	GRD 20 ACTIONS	1.108.281
2.208	D	GREAT EUROPEAN MODELS	831.000
1.287	D	GREAT WEST CORE STRATEGIES INTERNATIONAL EQUITY FUND	61.900
1.288	D	GREAT WEST CORE STRATEGIES INTERNATIONAL EQUITY FUND	28.454
1.285	D	GREAT WEST INTERNATIONAL GROWTH FUND	1.018.500
1.602	D	GREATLINK SUPREME ACADIAN	13.051
1.662	D	GREAT-WEST INTERNATIONAL INDEX FUND	582.285
3.059	D	GREENCHIP GLOBAL EQUITY FUND	425.000
3.808	D	GREYSTONE GLOBAL EQUITY FUND	116.887
3.811	D	GREYSTONE GLOBAL INCOME AND GROWTH FUND	263.266
3.809	D	GREYSTONE INTERNATIONAL EQUITY FUND	1.513.200
3.810	D	GREYSTONE INTERNATIONAL INCOME AND GROWTH FUND	183.900
2.265	D	GROUPAMA ASSET MANAGEMENT	321.886
2.262	D	GROUPAMA AVENIR ALL CAP EURO	266.000
2.165	D	GROUPAMA CR ACTIONS EURO	37.346
2.166	D	GROUPAMA CR GENOVA 1	293.403
2.178	D	GROUPAMA EPARGNE RESPONSABLE DYNAMIQUE 1	249.818
2.177	D	GROUPAMA EPARGNE RESPONSABLE EQUILIBRE 1	355.657
2.180	D	GROUPAMA EPARGNE RESPONSABLE PERSPECTIVE DYNAMIQUE	497.549
2.179	D	GROUPAMA EPARGNE RESPONSABLE PERSPECTIVE EQUILIBRE	440.987
2.264	D	GROUPAMA EUROPE EQUITIES	109.840
2.263	D	GROUPAMA EUROPE STOCK	16.800
2.260	D	GROUPAMA FRANCE STOCK	131.035
2.164	D	GROUPAMA NORD EST ACTIONS	90.567

Legenda:

D: Delegante R: Rappresentato legalmente

R
GR
EM

**Elenco Interventuti
(Tutti ordinati alfabeticamente)**

Assemblea Ordinaria

Badge	Titolare Tipo Rap.	Deleganti / Rappresentati legalmente	Ordinaria
2.172	D	GROUPAMA PARIS VAL DE LOIRE ACTIONS EURO	100.269
2.075	D	GROUPE CEA CROISSANCE (CEA2)	28.181
1.577	D	GS ACTIVE BETA INTL EQUITY ETF	525.405
1.576	D	GS ACTIVEBETA EUROPE ETF	11.269
1.296	D	GS TACS MARKET CONTINUOUS INTERNATIONAL	206.195
4.130	D	GST NON EXEMPT TRUST FBO ELIZA O.	11.393
4.131	D	GST NON EXEMPT TRUST FBO K. KLEMENTIS	11.395
4.129	D	GST NON EXEMPT TRUST FBO WILLIAM	11.395
3.327	D	GTAA PANTHER FUND L.P	37.963
3.921	D	GUARDIAN GLOBAL UTILITIES VIP FUND	439.605
3.922	D	GUARDIAN INTERNATIONAL VALUE VIP FUND	525.376
221	D	GUIDEMARK WORLD EX US FUND	52.665
2.735	D	GUIDESTONE FUNDS INTERNATIONAL EQUITY FUND	1.143.157
2.738	D	GUIDESTONE FUNDS INTERNATIONAL EQUITY INDEX FUND	395.596
2.466	D	GULF INTERNATIONAL BANK (UK) LIMITED	10.497
2.634	D	H AND S INVESTMENTS I LP	17.281
429	D	H.E.S.T. AUSTRALIA LIMITED	423.791
2.467	D	HACKENSACK MERIDIAN HEALTH MASTER RETIREMENT TRUST	147.800
2.645	D	HAGFORS LIMITED THE R AND H TRUST COMPANY LTD	65.527
1.869	D	HALEVY A3	500.165
2.642	D	HALIFAX REGIONAL MUNICIPALITY MASTER TRUST	106.850
2.076	D	HAMELIN ACTIONS EUROPE	123.051
551	D	HAMPSHIRE COUNTY COUNCIL PENSION FUND	199.717
3.925	D	HAND COMPOSITE EMPLOYEE BENEFIT TRUST	27.399
1.009	D	HANG SENG INSURANCE COMPANY LIMITED	191.881
2.983	D	HANSJOERG WYSS REVOCABLE TRUST UAD	29.381
3.236	D	HARBOR OVERSEAS FUND	28.931
3.920	D	HARBOR ROBECO GLOBAL CONSERVATIVE EQUITIES FUND	2.082
3.919	D	HARBOR ROBECO INTERNATIONAL CONSERVATIVE EQUITIES FUND	4.089
2.220	D	HARMONIE ALLOCATION	66.395
2.221	D	HARMONIE EQUILIBRE	137.879
3.927	D	HARTFORD MULTI-ASSET INCOME FUND	4.014
3.301	D	HARTFORD MULTIFACTOR DEVELOPED MARKETS	798.886
3.250	D	HARTFORD MULTIFACTOR INTERNATIONAL FUND	1.036
3.302	D	HARTFORD MULTIFACTOR LOW VOLATILITY	4.044
2.569	D	HASLAM FAMILY INVESTMENT PARTNERSHI	3.696
1.812	D	HAWAIIAN ELECTRIC INDUSTRIES INC MASTER VEBA TRUST	9.959
3.622	D	HBOS INTERNATIONAL INV FUNDS ICVC- EUROPEAN FUND	833.105
3.623	D	HBOS INTERNATIONAL INV FUNDS ICVC- INTERNATIONAL	1.682.995
4.058	D	HC CAPITAL TRUST - THE ESG GROWTH PORTFOLIO	20.943
4.061	D	HC CAPITAL TRUST - THE INTERNATIONAL EQUITY PORTFOLIO	199.184
4.059	D	HC CAPITAL TRUST- THE CATHOLIC SRI GROWTH PORTFOLIO	12.144

Legenda:

D: Delegante R: Rappresentato legalmente

**Elenco Interventuti
(Tutti ordinati alfabeticamente)**

Assemblea Ordinaria

Badge	Titolare Tipo Rap.	Deleganti / Rappresentati legalmente	Ordinaria
4.056	D	HC CAPITAL TRUST- THE INSTITUTIONAL INTERNATIONAL EQUITY PORTFOL	600.413
4.057	D	HC CAPITAL TRUST- THE INSTITUTIONAL INTERNATIONAL EQUITY PORTFOL	325.353
1.811	D	HESF NJF INVEST GRP	90.911
3.941	D	HEALTHONE	160.038
3.442	D	HEB SAVINGS & RETIREMENT PLAN TRUST	12.019
233	D	HEITMAN GLOBAL PRIMES INFRASTRUCTURE SEED INVESTORS LLC	3.033
764	D	HELABA INVEST KAPITALANLAGEGESELLSCHAFT MBH	1.275.000
1.052	D	HENDERSON EUROPEAN FOCUS TRUST PLC	949.506
1.051	D	HENDERSON INTERNATIONAL INCOME TRUST PLC	963.546
3.942	D	HERITAGE AND STABILISATION FUND	1.575.638
2.706	D	HEWITT ASSOCIATES LLC 401K PLAN TRUST	46.775
3.254	D	HEXAVEST ACWI EQUITY FUND	20.186
3.253	D	HEXAVEST EAFE EQUITY FUND	99.050
3.016	D	HEXAVEST EUROPE FUND	795.341
3.255	D	HEXAVEST WORLD EQUITY FUND	139.495
166	D	HFZH COFONDS	14.000
1.457	D	HGHF HGHLD PBINF WLNGTN	18.869
185	D	HI BGHM AR MASTERFONDS	100.467
121	D	HI MANPT FONDS	422.055
117	D	HI MASTER VB FONDS	712.000
180	D	HI NSNPT BAP FONDS	13.834
120	D	HI PNWL DIVIDENDE PLUS FONDS	56.651
179	D	HI R MASTER FONDS	48.579
128	D	HI-AXEL SPRINGER MASTER FONDS	79.317
1.456	D	HIGF HGHLD PBINF WLGTN CF	9.314
124	D	HL-KABL-FONDS	1.116.000
4.098	D	HOEHL FAMILY PARTNERS I LLC	16.030
3.401	D	HOME AFFAIRS UNIFORMED SERVICES (INVEST FUND)	75.070
2.468	D	HONEYWELL SAVINGS AND OWNERSHIP PLAN MASTER TRUST	124.187
563	D	HONG KONG EXPORT CREDIT INSURANCE CORPOR	8.564
3.435	D	HONG KONG HOUSING SOCIETY	88.197
2.518	D	HONG KONG SAR GOVERNMENT EXCHANGE FUND	1.412.989
2.519	D	HONG KONG SAR GOVERNMENT EXCHANGE FUND	9.588.926
3.399	D	HONG KONG SPECIAL ADMINISTRATIVE REGION GOVERNMENT-	1.269.067
970	D	HORIZON HEALTHCARE SERVICES, INC	335.046
2.944	D	HOSTPLUS POOLED SUPERANNUATION TRUST	159.045
3.262	D	HOUSTON MUNICIPAL EMPLOYEES PENSION SYSTEM	9.192
1.435	D	HP INC. MASTER TRUST	342.854
2.428	D	HP INVEST COMMON CONTRACTUAL FUND	292.012
1.622	D	HRCO RPMT HAP LAZARD ASSET MGMT	36.535

Legenda:

D: Delegante R: Rappresentato legalmente

**Elenco Interventuti
(Tutti ordinati alfabeticamente)**

Assemblea Ordinaria

Badge	Titolare Tipo Rap.	Deleganti / Rappresentati legalmente	Ordinaria
1.617	D	HRCO RPMT HAP RHUMBLINE EAFE	4.038
2.679	D	HRW TESTAMENTARY TRUST NO 1	70.769
2.672	D	HRW TESTAMENTARY TRUST NO 2	32.139
2.680	D	HRW TESTAMENTARY TRUST NO 3	48.759
2.684	D	HRW TESTAMENTARY TRUST NO 4	32.492
2.676	D	HRW TESTAMENTARY TRUST NO 5	32.649
2.685	D	HRW TESTAMENTARY TRUST NO 6	32.649
2.682	D	HRW TESTAMENTARY TRUST NO. 10	60.587
2.686	D	HRW TESTAMENTARY TRUST NO. 11	57.366
2.675	D	HRW TESTAMENTARY TRUST NO. 12	71.064
2.451	D	HRW TESTAMENTARY TRUST NO. 7	65.493
2.673	D	HRW TESTAMENTARY TRUST NO. 8	87.625
2.674	D	HRW TESTAMENTARY TRUST NO. 9	48.037
2.681	D	HRW TRUST NO 1 UAD 01/17/03	46.017
2.683	D	HRW TRUST NO 2 UAD 01/17/03	42.407
2.678	D	HRW TRUST NO 3 UAD 01/17/03	46.269
2.677	D	HRW TRUST NO 4 UAD 01/17/03	39.490
2.633	D	HS PORTFOLIO LP	33.778
2.392	D	HSBC - NORTH AMERICA (U.S.) PENSION TRUST	33.563
2.472	D	HSBC - NORTH AMERICA (U.S.) PENSION TRUST	212.930
2.203	D	HSBC ACTIONS EUROPE	246.273
2.198	D	HSBC ACTIONS MONDE	1.129.404
3.606	D	HSBC AS TRUSTEE FOR SSGA EUROPE EX UK EQUITY TRACKER FUND	79.473
1.055	D	HSBC ETFS	7.272.268
1.050	D	HSBC ETFS PLC	99.753
2.204	D	HSBC EURO ACTIONS	511.613
1.044	D	HSBC EUROPEAN GROWTH FUND	351.498
1.042	D	HSBC EUROPEAN INDEX FUND	618.547
2.104	D	HSBC GLOBAL ASSET MANAGEMENT	2.609.829
2.772	D	HSBC GLOBAL EQUITY FUND	525.351
1.033	D	HSBC GLOBAL FUND ICAV	193.921
1.053	D	HSBC GLOBAL INVESTMENT FUNDS	6.254
1.049	D	HSBC GLOBAL INVESTMENT FUNDS EUROPEAN EQ	1.474.392
1.007	D	HSBC GUARANTEED FUND	182.430
1.043	D	HSBC INSTITUTIONAL TRUST SERVICES IRELAND LIMITED RE 1 GRAND CANAL SQUARE GRAND CANAL HARBOUR, DUBLIN, IRELAND	28.939
2.774	D	HSBC INTERNATIONAL EQUITY POOLED FUND	404.048
1.018	D	HSBC LIFE (INTERNATIONAL) LIMITED	375.132
1.046	D	HSBC MANAGED BALANCED FUND	291.557
1.037	D	HSBC MANAGED GROWTH FUND	10.493
2.205	D	HSBC MULTI-ASSET DYNAMIC EURO	17.384
1.014	D	HSBC P IN F HSBC POOLED GLOBAL EQUITY FD	429.820
1.005	D	HSBC POOLED INVESTMENT FUND 1 QUEEN'S ROAD,	235.997
			3.951.835

Legenda:

D: Delegante R: Rappresentato legalmente

**Elenco Interventuti
(Tutti ordinati alfabeticamente)**

Assemblea Ordinaria

Badge	Titolare Tipo Rap.	Deleganti / Rappresentati legalmente	Ordinaria
		CENTRAL, HONG KONG, HONG KONG	542.833
2.202	D	HSBC SUSTAINABLE GLOBAL EQUITY	60.897
2.644	D	HSBC U.S. EQUITY FUND	72.944
919	D	HUGO DNCA	1.504.673
910	D	HUMANIS RETRAITE DIVERSIFIE	34.491
2.256	D	HYMNOS	380.000
760	D	I.L.SICAV INSTITUTIONNELLE DE DROIT BELGE	100.000
3.004	D	IA CLARINGTON GLOBAL VALUE FUND 1080 SUCC TERMINUS	10.000
3.013	D	IAC INTERNATIONAL EQUITY FD	139.863
2.659	D	IAGAM GLOBAL EQUITY TRUST	1.507.975
3.522	D	IBM 401K PLUS PLAN	246.797
2.399	D	IBM DIVERSIFIED GLOBAL EQUITY FUND	104.000
2.069	D	IBM FRANCE	92.857
2.071	D	IBM FRANCE F	56.213
2.413	D	IBM PENSION PLAN	420.984
486	D	IBM PERSONAL PENSION PLAN TRUST	56.611
502	D	IBM PERSONAL PENSION PLAN TRUST	41.010
3.168	D	IBM RETIREMENT PLAN	208.118
2.154	D	ICARE	101.600
3.263	D	ICON INTERNATIONAL EQUITY FUND	7.145
3.600	D	IFML VITALITY FUNDS - IFML VITALITY MULTI-ASSET INCOME FUND	233.200
3.772	D	IG MACKENZIE GLOBAL INFRASTRUCTURE CLASS	1.733.631
2.746	D	ILLINOIS MUNICIPAL RETIREMENT FUND	2.146.885
2.747	D	ILLINOIS MUNICIPAL RETIREMENT FUND	246.452
2.748	D	ILLINOIS MUNICIPAL RETIREMENT FUND	18.720
1.539	D	IMASCO HOLDINGS GRP INC AND PARTICIPATING AFFILIATES RETIREMENT PLAN	1.452.573
3.812	D	IMPERIAL INTERNATIONAL EQUITY POOL	229.619
3.813	D	IMPERIAL INTERNATIONAL EQUITY POOL	104.099
3.814	D	IMPERIAL INTERNATIONAL EQUITY POOL	15.584
3.815	D	IMPERIAL OVERSEAS EQUITY POOL	67.417
3.816	D	IMPERIAL OVERSEAS EQUITY POOL	106.884
3.767	D	IMPERIAL TOBACCO PENSION INVESTMENT TRUST FUND	53.869
1.798	D	IN8 COP TREAS PWP RHUMBLINE MSCI	1.579.978
3.768	D	INCO ELECTED MASTER TRUST	65.778
355	D	INDEX MOTHER FUND EURO AREA EQUITY	194.290
3.844	D	INDEXIQ	473.908
1.483	D	INDIANA PUBLIC RETIREMENT SYSTEM	743.303
1.484	D	INDIANA PUBLIC RETIREMENT SYSTEM	542.850
2.214	D	INDOSUEZ ALLOCATION PEA	104.600
2.217	D	INDOSUEZ BIENS REELS	1.350.000
2.211	D	INDOSUEZ EUROPE PATRIMOINE	536.000
2.212	D	INDOSUEZ EUROPE RENDEMENT	455.000
2.481	D	INDUSTRIAL ALLIANCE INSURANCE AND FINANCIAL	

Legenda:

D: Delegante R: Rappresentato legalmente

52
EM

**Elenco Interventuti
(Tutti ordinati alfabeticamente)**

Assemblea Ordinaria

Badge	Titolare Tipo Rap.	Deleganti / Rappresentati legalmente	Ordinaria
3.019	D	SERVICES INC. INDUSTRIAL ALLIANCE INSURANCE AND FINANCIAL SERVICES INC.	15.143
4.173	D	INFINITY THREE TRUST	11.057
2.844	D	INFRASTRUCTURE OPPORTUNITY COLLECTION 2	310.757
1.625	D	ING PARAPLUFONDS 1 N.V.	655.749
2.190	D	ING RENDEMENT EUROPE	100.000
3.171	D	INSTITUTIONAL RETIREMENT TRUST	42.774
3.957	D	INTECH GLOBAL ALL COUNTRY ENHANCED INDEX FUND LLC	9.833
4.019	D	INTEL CORPORATION RETIREE MEDICAL PLAN TRUST	84.567
4.031	D	INTEL RETIREMENT PLANS COLLECTIVE INVESTMENT TRUST	526.863
4.032	D	INTEL RETIREMENT PLANS COLLECTIVE INVESTMENT TRUST	8.820
2.524	D	INTER AMERICAN DEVELOPMENT BANK	222.288
2.482	D	INTER AMERICAN DEVELOPMENT BANK STAFF RETIREMENT FUND	510.873
1.841	D	INTER EXPANSION	58.482
1.817	D	INTERFUND SICAV INTERFUND EQUITY ITALY	274.000
3.565	D	INTERNATIONAL ALPHA SELECT COMMON TRUST FUND	160.757
686	D	INTERNATIONAL ALPHA TILTS FUND B (I	193.432
2.816	D	INTERNATIONAL BANK FOR RECONSTRUCTION AND DEVELOPMENT ON BEHALF OF THE WORLD BANK GROUP TRUST FUNDS	38.836
2.907	D	INTERNATIONAL EQUITIES FUND	97.409
3.584	D	INTERNATIONAL EQUITIES SECTOR TRUST	11.420
1.310	D	INTERNATIONAL EQUITY FUND	154.013
2.564	D	INTERNATIONAL EQUITY FUND	311.637
2.570	D	INTERNATIONAL EXPATRIATE BENEFIT MASTER TRUST	37.661
637	D	INTERNATIONAL FUND MANAGEMENT S.A.	23.535
632	D	INTERNATIONAL FUND MANAGEMENT S.A. RE IF	3.500.000
567	D	INTERNATIONAL FUND MANAGEMENT S.A. RE STRATEGIECONCEPT VM BC	37.700
630	D	INTERNATIONAL FUND MANGEMENT S.A. RE GLO	63.000
631	D	INTERNATIONAL FUND MANGEMENT S.A. RE IFM	427.000
511	D	INTERNATIONAL GROWTH AND INCOME FUND	44.202.645
4.062	D	INTERNATIONAL MONETARY FUND	256.063
4.063	D	INTERNATIONAL MONETARY FUND	274.787
4.082	D	INTERNATIONAL MONETARY FUND	165.645
2.606	D	INTERNATIONAL MONETARY FUND STAFF RETIREMENT PLAN	10.994
2.607	D	INTERNATIONAL MONETARY FUND STAFF RETIREMENT PLAN	598.817
2.488	D	INTERNATIONAL MONETARY FUND STAFF RETIREMENT PLAN 700	171.790
2.608	D	INTERNATIONAL MONETARY FUND STAFF RETIREMENT PLAN 700	844.974

Legenda:

D: Delegante R: Rappresentato legalmente

Pagina

h
531
EM

**Elenco Interventuti
(Tutti ordinati alfabeticamente)**

Assemblea Ordinaria

Badge	Titolare Tipo Rap.	Deleganti / Rappresentati legalmente	Ordinaria
3.130	D	INTERNATIONAL PAPER CO COMMINGLED INVESTMENT GROUP	1.521.309
3.883	D	INTERNATIONAL TILTS MASTER PORTFOLIO OF MASTER INVESTMENT PORTFO	61.431
3.129	D	INTERNATIONALE KAPITAL MBH FOR LH-PRIVATRENTE-AKTIEN	500.000
1.099	D	INTERNATIONALE KAPITALANLAGEGESELLSCHAFT MBH 21 YORCKSTRASSE, DUESSELDORF, NRW	16.300
1.802	D	INTERNATIONALE KAPITALANLAGEGESELLSCHAFT MBH ACTING FOR ACCOUNT OF INKA PBEAKK	747.029
3.115	D	INTERNATIONALE KAPITALANLAGEGESELLSCHAFT MBH FOR ANP	18.436
3.297	D	INTERNATIONALE KAPITALANLAGEGESELLSCHAFT MBH FOR DC	1.020.212
3.173	D	INTERNATIONALE KAPITALANLAGEGESELLSCHAFT MBH FOR NAEV	752.289
3.341	D	INTERNATIONALE KAPITALANLAGEGESELLSCHAFT MBH FOR PEKA	75.318
1.058	D	INTERNATIONALE KAPITALANLAGEGESELLSCHAFTMBH	4.410.813
1.075	D	INTERNATIONALE KAPITALANLAGEGESELLSCHAFTMBH	170.813
1.590	D	INTERNATIONALE KAPITALANLAGEGESELLSCHAFT MBH	55.248
588	D	INTERNATIONALE KAPITALSANLAGEGESELLSCHAFT	120.000
2.565	D	INTERVENTURE EQUITY INVESTMENTS LIMITED	44.290
1.304	D	INTL BESS LP	46.566
1.263	D	INTL EQUITY FUND MONDRIAN	2.759.856
990	D	INV DAN INV SEL GLOB EQUITY SOL AKK KL	307.996
986	D	INV DANSKE INVEST GLOBAL INDEKS KL	31.350
991	D	INV DANSKE INVEST GLOBAL STOCKPIC 2	115.636
993	D	INV PROCAPTURE EUROPE INDEX FUND ACC KL	907.968
989	D	INV. DANSKE INV. SELECT FLEXIN AKTIER	689.358
984	D	INV. DANSKE INVEST EUROPA INDEKS KL	372.510
996	D	INV. DANSKE INVEST,EUROPA	175.808
1.928	D	INVESCO ASSET MANAGEMENT LIMIT	49.938
1.465	D	INVESCO FUNDS	15.304.065
3.295	D	INVESCO GLOBAL CORE EQUITY FUND	1.827.025
3.472	D	INVESCO GLOBAL LOW VOLATILITY EQUITY YIELD FUND	104.448
3.294	D	INVESCO GLOBAL MARKET NEUTRAL FUND	1.455
3.293	D	INVESCO GLOBAL TARGETED RETURNS FUND	6.162
3.169	D	INVESCO INTERNATIONAL CORE EQUITY FUND	276.893
1.397	D	INVESCO MARKETS II PLC	55.584
3.956	D	INVESCO MULTI SERIES FUNDS-INVESCO GLOBAL TARGETED RETURNS FUND	32.587
733	D	INVESCO OPPENHEIMER GLOBAL MULTI-AS	23.714
1.308	D	INVESCO PERPETUAL GLOBAL BALANCED INDEX FUND	25.409
1.309	D	INVESCO PERPETUAL GLOBAL EX UK CORE EQUITY INDEX	100.217

Legenda:

D: Delegante R: Rappresentato legalmente

Pagina

30
BIS
EM

**Elenco Interventuti
(Tutti ordinati alfabeticamente)**

Assemblea Ordinaria

Badge	Titolare	Deleganti / Rappresentati legalmente	Ordinaria
		FUND	
1.767	D	INVESCO PERPETUAL GLOBAL TARGETED INCOME FUND	14.813
2.892	D	INVESCO POOLED INVESTMENT FUND - EUROPE FUND	304.759
2.948	D	INVESCO POOLED INVESTMENT FUND-GLOBAL STRATEGIC EQUITY FUND	86.400
1.598	D	INVESCO S AND P EUROPE 350 EQUAL WEIGHT INDEX ETF	1.322
1.589	D	INVESCO STRATEGIC DEVELOPED EX-US ETF	228.943
3.158	D	INVESCO V.I. GLOBAL CORE EQUITY FUND	180.932
987	D	INVEST DANSKE INV EUROPA HOJT UDBYTTE	1.062.623
3.642	D	INVESTEC FUNDS SERIES I- DIVERSIFIED INCOME FUND	1.451.348
3.850	D	INVESTEC GLOBAL STRATEGY FUND	5.155.153
371	D	INVESTERINGSFORENINGEN BANKINVEST EUROPA SMALL CAP AKTIER KL	238.213
1.730	D	INVESTERINGSFORENINGEN LAEGERNES INVEST,	39.674
2.847	D	INVESTIMO	318.082
1.306	D	INVESTIN PRO F.M.B.A.	3.353.671
2.745	D	INVESTMENT MASTER TRUST OF EXELIS INC.	350.638
3.769	D	INVESTORS SUMMA SRI FUND.	39.663
1.413	D	IOWA PUBLIC EMPLOYEES RETIREMENT SYSTEM	1.767.116
1.414	D	IOWA PUBLIC EMPLOYEES RETIREMENT SYSTEM	289.289
1.537	D	IOWA PUBLIC EMPLOYEES RETIREMENT SYSTEM	92.153
250	D	IPAC SPEC INV STR INT SHARE STR NO 9	77.698
248	D	IPAC SPEC INV STR INT SHARESTRATEGY NO 1	329.441
249	D	IPAC SPEC INV STR INT SHARESTRATEGY NO 1	43.430
3.766	D	IPC MULTI-FACTOR INTERNATIONAL EQUITY	71.655
3.771	D	IPROFILE INTERNATIONAL EQUITY POOL	254.146
1.599	D	IQ 50 PERCENT HEDGED FTSE EURO ETF	7.784
1.600	D	IQ 50 PERCENT HEDGED FTSE INTL ETF	154.495
1.261	D	IQ 500 INTERNATIONAL ETF	245.435
1.683	D	IQ CANDRIAM ESG INTERNATIONAL EQUITY ETF	40.678
2.869	D	IRISH LIFE ASSURANCE PLC	1.838.704
2.865	D	IRISH LIFE ASSURANCE.	8.877
2.866	D	IRISH LIFE ASSURANCE.	2.531.955
2.867	D	IRISH LIFE ASSURANCE.	33.638
2.868	D	IRISH LIFE ASSURANCE.	154.101
4.099	D	IRR TRUST OF ELIZABETH M. WEBSTER ROCKEFELLER TRUST COMPANY (DELAWARE)	6.297
3.727	D	ISE - DYNAMIC INCOME MULTITRENDER - 01/2016	16.530
3.726	D	ISE - GLOBAL DYNAMIC MULTITRENDER - 06/2015	18.083
3.718	D	ISE - GLOBAL INCOME MULTITRENDER - 09/2015	65.363
3.714	D	ISE - MULTIASSET ABSOLUTE 3 ANNI - 04/2016	1.670
3.719	D	ISE - MULTIASSET ABSOLUTE 3 ANNI - 07/2016	1.705
3.723	D	ISE - MULTIASSET CEDOLA GLOBALE - 02/2016	170.390
3.708	D	ISE - MULTIASSET CEDOLA GLOBALE - 12/2015	120.355
3.707	D	ISE - VALORE CEDOLA GLOBALE - 04/2015	21.276

Legenda:

D: Delegante R: Rappresentato legalmente

**Elenco Interventuti
(Tutti ordinati alfabeticamente)**

Assemblea Ordinaria

Badge	Titolare Tipo Rap.	Deleganti / Rappresentati legalmente	Ordinaria
3.722	D	ISE - VALORE CEDOLA GLOBALE - 07/2015	12.539
3.713	D	ISE - VALORE CEDOLA GLOBALE - 09/2015	12.373
3.865	D	ISHARE EDGE MSCI MIN VOL EAFE INDEX FUND OF BLACKROCK FUNDS	24.087
474	D	ISHARES ALLCOUNTRY EQUITY INDEX FUND	33.668
3.873	D	ISHARES CORE MSCI EAFE ETF	34.912.669
3.876	D	ISHARES CORE MSCI EAFE IMI INDEX ETF	1.334.278
3.866	D	ISHARES CORE MSCI EUROPE ETF	2.872.260
3.875	D	ISHARES CORE MSCI INTERNATIONAL DEVELOPED MARKETS ETF	1.346.177
3.874	D	ISHARES CORE MSCI TOTAL INTERNATIONAL STOCK ETF	6.598.557
3.868	D	ISHARES EDGE MSCI INTL MOMENTUM FACTOR ETF	342.822
3.870	D	ISHARES EDGE MSCI INTL SIZE FACTOR ETF	1.514
3.869	D	ISHARES EDGE MSCI INTL VALUE FACTOR ETF	642.875
3.864	D	ISHARES EDGE MSCI MIN VOL EAFE ETF	1.779.814
3.867	D	ISHARES EDGE MSCI MIN VOL EUROPE ETF	24.405
3.857	D	ISHARES EUROPE ETF	1.295.558
3.861	D	ISHARES GLOBAL INFRASTRUCTURE ETF	12.559.510
3.879	D	ISHARES GLOBAL MONTHLY DIVIDEND INDEX ETF (CAD-HEDGED)	43.111
3.855	D	ISHARES GLOBAL UTILITIES ETF	766.559
3.102	D	ISHARES I INV MIT TGV F ISHS ST EUROPE 600 UTILITIES UCITS ETF	6.481.589
3.090	D	ISHARES II PUBLIC LIMITED COMPANY	24.278.419
3.093	D	ISHARES III PUBLIC LIMITED COMPANY	7.005.947
3.871	D	ISHARES INTERNATIONAL DIVIDEND GROWTH ETF	159.232
3.878	D	ISHARES INTERNATIONAL FUNDAMENTAL INDEX ETF	59.981
3.863	D	ISHARES INTERNATIONAL SELECT DIVIDEND ETF	4.783.190
3.095	D	ISHARES IV PUBLIC LIMITED COMPANY	3.085.175
3.853	D	ISHARES MSCI ACWI ETF	1.848.653
3.854	D	ISHARES MSCI ACWI EX US ETF	1.390.169
3.858	D	ISHARES MSCI EAFE ETF	29.934.723
3.851	D	ISHARES MSCI EAFE INTERNATIONAL INDEX FUND	3.433.611
3.859	D	ISHARES MSCI EAFE VALUE ETF	6.597.453
3.877	D	ISHARES MSCI EUROPE IMI INDEX ETF	152.632
3.856	D	ISHARES MSCI EUROZONE ETF	7.561.039
3.862	D	ISHARES MSCI ITALY ETF	4.913.056
3.860	D	ISHARES MSCI KOKUSAI ETF	27.474
3.872	D	ISHARES MSCI WORLD ETF	159.178
3.091	D	ISHARES PUBLIC LIMITED COMPANY	3.393.848
3.092	D	ISHARES V PUBLIC LIMITED COMPANY	661.965
3.094	D	ISHARES VI PUBLIC LIMITED COMPANY	1.194.749
3.096	D	ISHARES VII PLC	18.563.050
498	D	ISHARES WHOLESALE INTERN EQ INDEX FUND	546.460
488	D	ISHARES WHOLESALE SCREENED INT EQ IND F	52.625

Legenda:

D: Delegante R: Rappresentato legalmente

Handwritten signature and initials, including a large 'A' and 'ES'.

**Elenco Interventuti
(Tutti ordinati alfabeticamente)**

Assemblea Ordinaria

Badge	Titolare Tipo Rap.	Deleganti / Rappresentati legalmente	Ordinaria
3.773	D	IUOE LOCAL 793 MEMBERS PENSION BENEFIT TRUST OF ONTARIO	269.666
1.521	D	IVY APOLLO MLT ASSET INC GEI IVY	539.823
1.534	D	IVY GLBL EQUITY INC	2.277.699
1.374	D	IVY PROSHARES MSCI ACWI INDEX FUND	19.284
1.642	D	IVY PZENA INTERNATIONAL VALUE FUND	433.574
1.536	D	IVY VIP GLOBAL EQUITY INCOME	1.078.445
2.779	D	IWA - FOREST INDUSTRY PENSION PLAN 2100	367.680
1.556	D	IWHF LSV ASSET INVESTMENT	32.400
3.141	D	J & J PENSION FUND OPP	313.087
2.873	D	J O HAMBRO CAPITAL MANAGEMENT GLOBAL OPPORTUNITIES FUND	3.246.015
4.116	D	J.H. E.V. WADE GST TRUST	7.499
4.114	D	J.H. WADE FAMILY TRUST	104.283
4.115	D	J.H. WADE LONG FAMILY TRUST	57.139
742	D	JAB CONSOLIDATED LTD	1.426
4.150	D	JAMES B. ORTHWEIN RES TR FBO ROMAI	48.826
4.100	D	JAMES E. GRIFFITH FAMILY TRUST DTD9/30/1977	18.066
4.166	D	JAMES F. SULLIVAN 2006 MARITAL TRUST	73.869
4.154	D	JAMES L. LOBB 1962 TRUST FBO ELIZABETH FRIEDMAN	8.896
4.152	D	JAMES L. LOBB 1965 TRUST FBO JAMES L.JR	8.281
4.149	D	JAMES NEWHOUSE ISSUE GST EXEMPT	8.480
2.307	D	JANA PASSIVE GLOBAL SHARE TRUST	411.941
3.954	D	JANUS CAPITAL MANAGEMENT LLC	110
850	D	JANUS HEND EUROPEAN ABSOLUTE RETURN FUND	98.729
847	D	JANUS HEND INSTIT EUROP INDEX OPP FUND	65.022
331	D	JANUS HENDERSON ADAPTIVE GLOBAL ALLOCATI	592
2.363	D	JANUS HENDERSON CAPELLA FUND LIMITED C/O ALPHAGEN CAPITAL LTD	134.021
2.921	D	JANUS HENDERSON CAPITAL FUNDS PLC	272.048
917	D	JANUS HENDERSON DIVIDEND INCOME BUILDER	211.278
848	D	JANUS HENDERSON EUROPEAN FOCUS FUND	1.680.093
849	D	JANUS HENDERSON EUROPEAN SELECT OPPS FD	5.968.344
844	D	JANUS HENDERSON FUND	7.628.875
846	D	JANUS HENDERSON GLOBAL EQUITY INCOME FD	2.532.172
842	D	JANUS HENDERSON HORIZON FUND	5.948.546
2.978	D	JANUS HENDERSON INTECH EQUITY MARKET NEUTRAL FUND LIMITED	977.684
332	D	JANUS HENDERSON INTERNATIONAL MANAGED VO	143.555
854	D	JANUS HENDERSON GLOBAL EQUITY INCOME FUND	65.700
47	D	JAPAN TRUSTEE SERVICES BANK LTD	48.153
48	D	JAPAN TRUSTEE SERVICES BANK LTD	97.300
49	D	JAPAN TRUSTEE SERVICES BANK LTD	12.354
50	D	JAPAN TRUSTEE SERVICES BANK LTD	7.270
58	D	JAPAN TRUSTEE SERVICES BANK LTD	48.400

Legenda:

D: Delegante R: Rappresentato legalmente

**Elenco Interventuti
(Tutti ordinati alfabeticamente)**

Assemblea Ordinaria

Badge	Titolare Tipo Rap.	Deleganti / Rappresentati legalmente	Ordinaria
59	D	JAPAN TRUSTEE SERVICES BANK LTD	99.910
62	D	JAPAN TRUSTEE SERVICES BANK LTD	37.241
68	D	JAPAN TRUSTEE SERVICES BANK LTD	53.751
97	D	JAPAN TRUSTEE SERVICES BANK LTD	680.121
98	D	JAPAN TRUSTEE SERVICES BANK LTD	18.655
792	D	JAPAN TRUSTEE SERVICES BANK LTD	100.324
800	D	JAPAN TRUSTEE SERVICES BANK LTD	17.157
1.251	D	JASPER RIDGE DIVERSIFIED TAX EXEMPT LP	158.932
2.465	D	JCW 1987 ARTICLE II DESC TRUST FBO JMW DTD 1/1/2012	3.524
2.469	D	JCW 1987 ARTICLE II DESC TRUST FBO SLW	3.074
2.446	D	JCW 1987 ARTICLE II DESC TRUST FBO TLW	3.451
2.470	D	JCW 1987 ARTICLE II DESC TRUST FBOAAP C/O WALTON ENTERPRISES LLC	2.172
1.797	D	JDRF LSV NON US LONG	406.300
457	D	JEFFREY LLC	13.137
2.489	D	JIK INVESTMENTS L.P	44.487
641	D	JNL BLACKROCK ADVANTAGE INTERNATIONAL FU	13.446
3.279	D	JNL/ALLIANCEBERNSTEIN DYNAMIC ASSET ALLOCATION FUND	126.765
640	D	JNL/BLACKROCK GLOBAL ALLOCATION FUND	2.863.996
3.280	D	JNL/BOSTON PARTNERS GLOBAL LONG SHORT EQUITY FUND	32.081
3.281	D	JNL/LAZARD INTERNATIONAL STRATEGIC EQUITY FUND	663.970
3.282	D	JNL/MELLON CAPITAL EUROPEAN 30 FUND	309.642
537	D	JNL/MELLON CAPITAL INTNAL INDEX FUND	932.702
3.283	D	JNL/MELLON CAPITAL MSCI WORLD INDEX FUND	62.964
2.509	D	JO HAMBRO CAPITAL MANAGEMENT UK UMBRELLA FUND C/O JO HAMBRO CAPITAL MANAMGMT	243.909
2.511	D	JOHCM INTERNATIONAL SMALL CAP EQUITY FUND	15.445
2.515	D	JOHN AND TERRY L LEVIN REVOCABLE TRUST	7.025
2.530	D	JOHN GARDNER PERENCHIO IRREVOCABLE	34.565
3.127	D	JOHN HANCOCK DISCIPLINED VALUE INTERNATIONAL FUND	1.717.853
2.538	D	JOHN HANCOCK DIVERSIFIED REAL ASSETS FUND	371.504
3.124	D	JOHN HANCOCK ENDURING EQUITY FUND	2.023.567
2.942	D	JOHN HANCOCK FUNDS II INTERNATIONAL STRATEGIC EQUITY ALLOCATION FUND	509.359
2.930	D	JOHN HANCOCK FUNDS II INTERNATIONAL VALUE FUND	228.671
3.126	D	JOHN HANCOCK FUNDS II STRATEGIC EQUITY ALLOCATION FUND	825.422
3.547	D	JOHN HANCOCK LIFE AND HEALTH INSURANCE COMPANY	435.033
3.125	D	JOHN HANCOCK VAR INS TRUST STRATEGIC EQUITY ALLOCATION	1.692.079
2.929	D	JOHN HANCOCK VARIABLE INSURANCE TRUST INTERNATIONAL EQUITY INDEX TRUST	290.158
2.928	D	JOHN HANCOCK VARIABLE INSURANCE TRUST INTERNATIONAL VALUE TRUST	272.870

Legenda:

D: Delegante R: Rappresentato legalmente

**Elenco Interventuti
(Tutti ordinati alfabeticamente)**

Assemblea Ordinaria

Badge	Titolare Tipo Rap.	Deleganti / Rappresentati legalmente	Ordinaria
3.924	D	JOHN HANCOCK WORLDWIDE INVESTORS PUBLIC LIMITED COMPANY	26.183
552	D	JOHN LEWIS PARTNERSHIP TRUST FOR PENSION	1.170.202
2.671	D	JOHN T WALTON FAMILY TRUST	124.531
3.955	D	JOHNSON AND JOHNSON PENSION SAVINGS PLANS MASTER TRUST	2.872.523
2.514	D	JOSHUA GREEN CORPORATION 1425	26.994
496	D	JP MORGAN CHASE RETIREMENT PLAN	230.801
3.182	D	JP TR SERV BK LTD ATF MATB MSCI KOKUSAI INDEX MOTHER F	43.110
927	D	JPM CHASE BANK - PB - UK CORPORATIONS	196.118
545	D	JPM EUROPE DYNAMIC (EX UK) FUND	1.609.200
548	D	JPM FUND ICVC-JPM MULTI-ASSET INCOME FD	78.062
722	D	JPMORGAN ACCESS BALANCED FUND	22.225
723	D	JPMORGAN ACCESS GROWTH FUND	26.882
701	D	JPMORGAN BETABUILDERS EUROPE ETF	2.321.720
700	D	JPMORGAN BETABUILDERS INTERNATIONAL	25.505
444	D	JPMORGAN CHASE BANK - PB - CANADA P	17.495
461	D	JPMORGAN CHASE BANK - PB - CANADA P	28.648
445	D	JPMORGAN CHASE BANK - PB - UNITED STATES CORPORATIONS	18.355
452	D	JPMORGAN CHASE BANK - PB - UNITED STATES INDIVIDUALS	13.728
448	D	JPMORGAN CHASE BANK - PB - UNITED STATES PARTNERSHIP	155.087
450	D	JPMORGAN CHASE BANK - PB - UNITED STATES TRUSTS	15.985
451	D	JPMORGAN CHASE BANK - PB - UNITED STATES TRUSTS - CRA TREATY	76.829
447	D	JPMORGAN CHASE BANK - PB - US FOUNDATION	16.037
449	D	JPMORGAN CHASE BANK - PB - US TAX EX ENT	13.648
696	D	JPMORGAN DIVERSIF RETURN INTERNAT EQ ETF	103.113
711	D	JPMORGAN DIVERSIFIED FUND	70.626
695	D	JPMORGAN DIVERSIFIED RETURN EUROPE EQUITY ETF	7.631
692	D	JPMORGAN DIVERSIFIED RETURN GLOB EQ ETF	25.889
86	D	JPMORGAN ETFS (IRELAND) ICAV	302.514
690	D	JPMORGAN EUROPE DYNAMIC FUND	1.413.470
1.022	D	JPMORGAN EUROPE STRATEGIC DIVIDEND FUND	71.366
629	D	JPMORGAN EUROPEAN INVESTMENT TRUST PLC	737.308
544	D	JPMORGAN FUND ICVC - JPM EUROPE FUND	325.704
549	D	JPMORGAN FUND ICVC - JPM EUROPE FUND	70.670
546	D	JPMORGAN FUND ICVC - JPM GLOBAL CONSUMER	3.274.548
543	D	JPMORGAN FUND ICVC - JPM GLOBAL EQUITY I	113.520
708	D	JPMORGAN FUND ICVC - JPM GLOBAL RESEARCH ENHANCED INDEX EQUITY FUND	82.117
503	D	JPMORGAN FUND III ICVC-JPM DIVERSIFIED GROWTH FUND	10.951
4	D	JPMORGAN FUNDS	11.888.892
12	D	JPMORGAN FUNDS (IRELAND) ICAV	4.853

Legenda:

D: Delegante R: Rappresentato legalmente

Pagina

**Elenco Interventuti
(Tutti ordinati alfabeticamente)**

Assemblea Ordinaria

Badge	Titolaria Tipo Rap.	Deleganti / Rappresentati legalmente	Ordinaria
689	D	JPMORGAN GLOBAL ALLOCATION FUND	539.940
467	D	JPMORGAN GLOBAL CORE REAL ASSETS LIMITED	16.683
459	D	JPMORGAN GLOBAL MACRO OPPORTUNITIES FUND	104.065
688	D	JPMORGAN GLOBAL RESEARCH ENHANCED IND FU	890.992
691	D	JPMORGAN INCOME BUILDER FUND	2.088.367
693	D	JPMORGAN INSURANCE TRUST GLOBAL ALLOC PO	12.172
694	D	JPMORGAN INSURANCE TRUST INCOME BUILD PO	14.000
698	D	JPMORGAN INTERNAT.RESEARCH ENHANCED EQUI	8.450.245
697	D	JPMORGAN INTERNATIONAL ADVANTAGE FUND	566.410
738	D	JPMORGAN INTERNATIONAL EQUITY PLUS FUND	26.887
709	D	JPMORGAN INTERNATIONAL HEDGED EQUITY FUN	102.001
3	D	JPMORGAN INVESTMENT FUNDS	22.845.692
501	D	JPMORGAN LIFE LIMITED	12.546
547	D	JPMORGAN LIFE LIMITED	241.483
699	D	JPMORGAN MACRO OPPORTUNITIES FUND	28.814
505	D	JPMORGAN MULTI ASSET TRUST PLC	165.452
1.015	D	JPMORGAN MULTI BALANCED FUND	33.262
1.011	D	JPMORGAN MULTI INCOME FUND	842.586
475	D	JPMORGAN SAR EUROPEAN FUND 50/F	1.057.899
2.702	D	JTW TRUST NO. 1 UAD 9/19/02	28.500
2.700	D	JTW TRUST NO. 2 UAD 9/19/02	37.736
2.703	D	JTW TRUST NO. 3 UAD 9/19/02	28.855
2.701	D	JTW TRUST NO. 4 UAD 9/19/02	39.892
2.704	D	JTW TRUST NO. 5 UAD 9/19/02	20.274
2.548	D	JULIA IRENE KAUFFMAN REVOCABLE TRUST	13.507
2.133	D	JUNON ACTIONS OBLIGATIONS	141.969
950	D	JUPITER GREEN INVESTMENT TRUST PLC	100.000
2.870	D	JUPITER RESPONSIBLE INCOME FUND	150.000
2.595	D	K INVESTMENTS SH LIMITED	1.111.424
37	D	KAIROS INTERNATIONAL SICAV - ITALIA	1.500.000
38	D	KAIROS INTERNATIONAL SICAV - KEY	800.000
39	D	KAIROS INTERNATIONAL SICAV - TARGET ITALY ALPHA	160.000
36	D	KAIROS INTERNATIONAL SICAV EUROPAESG	49.250
3.949	D	KAISER FOUNDATION HEALTH PLAN INC RETIREE HEALTH AND WELFARE PLA	141.632
3.107	D	KAISER FOUNDATION HOSPITALS	776.154
3.106	D	KAISER PERMANENTE GROUP TRUST	2.338.627
4.135	D	KALYNDA R. KLEMETIS TRUST	37.732
3.969	D	KANSAS PUBLIC EMPLOYEES RETIREMENT SYSTEM	2.083.135
3.970	D	KANSAS PUBLIC EMPLOYEES RETIREMENT SYSTEM	2.128.196
368	D	KAPAN PENSIONER FORSAKRINGSFORENING	518.730
369	D	KAPIT PENSAM INVEST PSI 10 GLOBAL AKTIER	1.483.158
981	D	KAPITAL DANSKE INVEST INST DAN PENS OBLI	1.795.217
1.591	D	KAPITALANLAGEGESELLSCHAFT MBH	423.304
983	D	KAPITALFOR DANSKE INVEST INSTITUT DANICA PENSIONS -	162.053

Legenda:

D: Delegante R: Rappresentato legalmente

139
EM

Elenco Interventuti
(Tutti ordinati alfabeticamente)

Assemblea Ordinaria

Badge	Titolare	Deleganti / Rappresentati legalmente	Ordinaria
	Tipo Rap.		
		AKTIER	
1.311	D	KAPITALFORENINGEN EMD INVEST, GLOBALE AK TIER/II	31.351
1.312	D	KAPITALFORENINGEN EMD INVEST, GLOBALE AK TIER/III	78.631
1.686	D	KAPITALFORENINGEN INVESTIN PRO	13.062
1.289	D	KAPITALFORENINGEN MP INVEST BASIS 3 NYKREDIT	197.088
		PORTEFOELJE ADMINISTRATI ADMINISTRATION A/S	
370	D	KAPITFORENI INSTIT INVEST GLOBALE AKTIER	31.015
2.549	D	KARSH LIVING TRUST	36.305
732	D	KATHERINE C. MOORE CHARITABLE LEAD ANNUITY TRUST II	14.425
3.067	D	KAYNE ANDERSON CAPITAL ADVISORS LP	59.120
2.369	D	KAYNE ANDERSON CAPITAL INCOME PARTNERS (QP) LP	57.300
2.368	D	KAYNE ANDERSON INCOME PARTNERS LP	3.200
2.365	D	KAYNE ANDERSON MIDSTREAM INSTITUTIONAL FUND LP	280.800
2.370	D	KAYNE ANDERSON MLP FUND LP	236.180
2.367	D	KAYNE ANDERSON REAL ASSET FUND LP	2.900
1.089	D	KAYNE ANDERSON RENEWABLE INFRASTRUCTURE PA	283.419
2.366	D	KAYNE EQUITY YIELD STRATEGIES LP	88.300
971	D	KAYNE GLOBAL INFRASTRUCTURE FUND LP	45.100
1.087	D	KAYNE RENEWABLE ENERGY INCOME 1800	112.081
2.862	D	KB BROOKFIELD GLOBAL SUSTAINABLE NERGY INFRA	12.100
		SECURITIES MASTER FUND(USD)(EQUITY	
76	D	KBI GLOBAL RESOURCES SOLUTIONS CIT	47.013
2.804	D	KBI INSTITUTIONAL FUND ICAV	747.040
4.177	D	KELLY R GUZIEKA FAMILY TRUST	13.275
4.179	D	KELLY R. GUZIEKA REVOCABLE TRUST	9.896
314	D	KEMPEN CAPITAL MANAGEMENT N V	1.713.175
313	D	KEMPEN EUROPEAN HIGH DIVIDEND FUND N.V.	1.371.390
387	D	KEMPEN INTERNATIONAL FUNDS	560.900
2.559	D	KENT COUNTY COUNCIL SUPERANNUATION FUND	1.247.343
1.480	D	KENTUCKY RETIREMENT SYSTEMS	259.717
1.481	D	KENTUCKY RETIREMENT SYSTEMS	1.095.982
1.482	D	KENTUCKY RETIREMENT SYSTEMS	759.700
1.477	D	KENTUCKY RETIREMENT SYSTEMS INSURANCE TRUST FUND	106.187
1.478	D	KENTUCKY RETIREMENT SYSTEMS INSURANCE TRUST FUND	482.353
1.479	D	KENTUCKY RETIREMENT SYSTEMS INSURANCE TRUST FUND	321.100
259	D	KIWI INVEST MAN WHOLESALE CORE GLOBAL FD	154.224
2.320	D	KL EUROSTOXX50 DB	141.138
316	D	KLESIA LF ACTIONS EURO	1.046
1.959	D	KOKUSAI EQUITY INDEX FU	205.086
975	D	KOLDINGVEJ 2, BILLUND A/S, C/O KIRKBI AS	333.395
3.406	D	KONSUMENTKOOPERATIONENS PENSIONSSTIFTELSE	150.629
495	D	KOOKMIN BANK ACTING AS TRUSTEE OF KIM PRIVATE	18.971
		NOBLE CLASS GLOBAL EQUITY MASTER INVESTMENT TRUST	
3.968	D	KP INTERNATIONAL EQUITY FUND	233.262
3.404	D	KPA LIVFORSAKRING AB (PUBL)	31.426

Legenda:

D: Delegante R: Rappresentato legalmente

**Elenco Interventi
(Tutti ordinati alfabeticamente)**

Assemblea Ordinaria

Badge	Titolare Tipo Rap.	Deleganti / Rappresentati legalmente	Ordinaria
3.405	D	KPA PENSIONSFOERSAKRING AB (PUBL)	1.563.694
173	D	KREBSHILFE 2 FONDS	28.348
1.206	D	KUTXABANK GESTION SGIIC S.A.	3.572.117
666	D	KUWAIT FUND FOR ARAB ECONOMIC DEVELOPMEN	53.190
176	D	KVW AKTIEN FONDS 1	189.260
389	D	KYBURG INSTITUTIONAL FUND - AKTIEN WELT	656.669
2.129	D	L.S. DYNAMIQUE ET SOLIDAIRE	19.000
1.859	D	LA BANQUE POSTALE ASSET MANAGE	93.094
2.229	D	LA BANQUE POSTALE ASSET MANAGEMENT	8.485
2.051	D	LA BANQUE POSTALE PREVOYANCE	181.000
1.141	D	LA BELLE BEAUCE	40.000
283	D	LA FRANCAISE INFLECTION POINT ACTION EUR	318.394
201	D	LA FRANCAISE LUX	50.306
2.041	D	LA SAUVEGARDE (A) EUROPE	36.792
2.563	D	LABORERS' AND RETIREMENT BOARD EMPLOYEES' ANNUITY AND BENEFIT FUND OF CHICAGO	5.983
96	D	LACM WORLD EQ WEAL	829
2.561	D	LAKE AVENUE INVESTMENTS, LLC	339.814
2.305	D	LANSLOWNE CLEAN ENERGY FUND L.P./O CORPORATION SERVICE COMPANY	300.657
2.357	D	LANSLOWNE ENERGY DYNAMICS MASTER LP	2.142.108
2.304	D	LANSLOWNE ICAV-LANSLOWNE CLEAN ENERGY FUND	359.877
4.170	D	LARRY AND WENDY'S DESCENDANTS TRUST	3.734
2.938	D	LATVIJAS BANKA	99.499
3.116	D	LAUDUS INTERNATIONAL MARKETMASTERS FUND	226.739
1.778	D	LAWRENCE LIVERMORE NATIONAL SECURITY LLC AND LOS ALAMOS NATIONAL SECURITY LLC DEFINED BENEFIT BENEFIT PLANGROUP TRUST	128.737
4.175	D	LAWRENCE V. RAWL FAMILY TRUST	13.319
3.132	D	LAZARD ASSET MANAGEMENT LLC	11.637
3.053	D	LAZARD ASSET MANAGEMENT LLC C/O LAARD ASSET MANAGEMENT LLC - EUROPEAN LONG/SHORT	65.515
2.981	D	LAZARD ASSET MANAGEMENT LLC QUANTITATIVE EQUITY FUNDS	2.275
3.138	D	LAZARD ESC INTERNATIONAL STRATEGIC EQUITY	25.815
1.710	D	LAZARD EUROPEAN ALPHA FUND	312.741
3.339	D	LAZARD GLOBAL BALANCED INCOME FUND	3.190
1.709	D	LAZARD GLOBAL EQUITY INC FD ONSHORE	185.576
3.338	D	LAZARD GLOBAL EQUITY INCOME FUND	60.226
3.303	D	LAZARD GLOBAL INVESTMENT FUNDS PUBLIC LIMITED	1.101.909
3.135	D	LAZARD GLOBAL STRATEGIC EQUITY PORTFOLIO	6.040
3.985	D	LAZARD INTERNATIONAL EQUITY (CANADA) FUND	57.426
3.136	D	LAZARD INTERNATIONAL EQUITY ADVANTAGE PORTFOLIO	5.354
3.520	D	LAZARD INTERNATIONAL EQUITY PORTFOLIO	7.199.309
3.133	D	LAZARD INTERNATIONAL EQUITY SELECT PORTFOLIO	193.015

Legenda:

D: Delegante R: Rappresentato legalmente

**Elenco Interventuti
(Tutti ordinati alfabeticamente)**

Assemblea Ordinaria

Badge	Titolare Tipo Rap.	Deleganti / Rappresentati legalmente	Ordinaria
			387.602
4.097	D	LAZARD INTERNATIONAL EQUITY TRUST	15.497.357
3.519	D	LAZARD INTERNATIONAL STRATEGIC EQUITY PORTFOLIO	937.286
4.096	D	LAZARD INTERNATIONAL STRATEGIC EQUITY TRUST	4.556
3.137	D	LAZARD REAL ASSETS AND PRICING OPPORTUNITIES	360.701
3.134	D	LAZARD RETIREMENT INTERNATIONAL EQUITY PORTFOLIO	183.892
3.953	D	LAZARD/WILMINGTON COLLECTIVE TRUST	1.659.094
3.952	D	LAZARD/WILMINGTON INTERNATIONALEQUITY COLLECTIVE TRUST	306.346
2.117	D	LBPAM ACTIONS 80	343.411
2.228	D	LBPAM ACTIONS EURO FOCUS EMERGENT	902.912
1.106	D	LBPAM ACTIONS EURO LARGE CAP	265.098
2.112	D	LBPAM ACTIONS EUROPE	192.864
2.119	D	LBPAM ACTIONS EUROPE 50	204.061
2.118	D	LBPAM ACTIONS EUROPE MONDE	1.196.587
2.116	D	LBPAM ACTIONS INDICE EURO	548.346
2.115	D	LBPAM ACTIONS MONDE	43.225
2.121	D	LBPAM ACTIONS OPTI INDICE EURO	977.402
1.107	D	LBPAM IRC ACTIONS ISR	39.499
1.104	D	LBPAM ISR AVENIR EURO	63.575
2.111	D	LBPAM STRATEGIE PEA 1	77.622
2.120	D	LBPAM STRATEGIE PEA 2	151.514
71	D	LCAM GLOBAL EQUITY FUNDS	150.395
2.234	D	LCL ACTIONS EURO CORE+	50.602
2.237	D	LCL ACTIONS EURO RESTRUCTURATION	12.313
2.231	D	LCL ACTIONS EUROPE CORE EURO	349.578
2.244	D	LCL ACTIONS MONDE HORS EUROPE EURO	69.754
2.139	D	LCL DYNAMIQUE	74.202
2.141	D	LCL EQUILIBRE	537.936
2.885	D	LEGAL AND GENERAL	32.622.880
2.864	D	LEGAL AND GENERAL ASSURANCE PENSIONS MANAGEMENT LIMITED	84.285
2.886	D	LEGAL AND GENERAL ASSURANCE SOCIETY LIMITED	115.514
2.801	D	LEGAL AND GENERAL AUTHORISED CONTRACTUAL SCHEME	1.878.421
2.932	D	LEGAL AND GENERAL COLLECTIVE INVESTMENT TRUST	173.998
2.598	D	LEGAL AND GENERAL DEVELOPED MULTI-FACTOR SL FUND LLC	4.498.754
2.781	D	LEGAL AND GENERAL EUROPEAN INDEX TRUST	79.436
2.784	D	LEGAL AND GENERAL FUTURE WORLD EQUITY FACTORS INDEX FUND	6.925
2.785	D	LEGAL AND GENERAL FUTURE WORLD ESG DEVELOPED INDEX FUND	32.260
2.783	D	LEGAL AND GENERAL GLOBAL EQUITY INDEX FUND	207.698
2.803	D	LEGAL AND GENERAL ICAV	527.816
2.782	D	LEGAL AND GENERAL INTERNATIONAL INDEX TRUST	65.170
2.884	D	LEGAL AND GENERAL INVESTMENT MANAGEMENT	

Legenda:

D: Delegante R: Rappresentato legalmente

**Elenco Interventuti
(Tutti ordinati alfabeticamente)**

Assemblea Ordinaria

Badge	Titolare Tipo Rap.	Deleganti / Rappresentati legalmente	Ordinaria
			792.159
2.560	D	LEGAL AND GENERAL MSCI EAFE FUND LLC	252.840
1.342	D	LEGAL AND GENERAL UCITS ETF PLC	240.374
243	D	LEGALSUPER	2.200
2.911	D	LEGG MASON INC	2.670
2.558	D	LEHMAN-STAMM FAMILY PARTNERS LLC LEHMAN-STAMM FAMILY PARTNERS LLC	125.499
1.761	D	LEPF LAZARD	5.000
1.157	D	LES BRUYERES	93.437
286	D	LESAFFRE-EQUILIBRE RESPONS SOLIDAIR	73.519
1.250	D	LEXINGTON INT, LLC	6.815
1.180	D	LEXMARK DYNAMIQUE	1.919.140
2.814	D	LF WALES PENSION PARTNERSHIP (WALES PP) ASSET POOLING ACS UMBRELLA	199.200
1.701	D	LF1F LSV ASSET MGMT	203.610
322	D	LFAML INDEXALPHA	43.844
282	D	LFP MULTI TRENDS	411.351
431	D	LGIA SUPER TRUSTEE AS TRUSTEE FOR LGIA	1.580.754
2.810	D	LGPS CENTRAL AUTHORISED CONTRACTUAL SCHEME	61.039
2.842	D	LGT SLC II EQ EMV (USD) - POOL AC	100.000
142	D	LHCO FONDS	207.186
4.183	D	LIBRA FUND QP, LP	135.183
4.182	D	LIBRA FUND, LIMITED PARTNERSHIP	363.785
1.860	D	LIF - LYXOR MSCI EMU VALUE DR	1.255.779
2.957	D	LIFE INTERNATIONAL DESIGNATED ACTIVITY COMPANY	355.706
2.417	D	LINCOLNSHIRE COUNTY COUNCIL PENSION FUND	7.818
4.203	D	LISA H SYDNESS REVOCABLE TRUST	3.221.650
2.566	D	LIVFORSAKRINGSBOLAGET SKANDIA OMSESIDIGT	976.426
2.196	D	LIVRET BOURSE INVESTISSEMENTS	558.725
1.779	D	LLNS LLC AND LANS LLC DEFINED BENEFIT PLAN GROUP TRUST	485.729
1.366	D	LLOYD'S REGISTER FOUNDATION	13.044
3.331	D	LM FUND LP	11.376
311	D	LM HARMONY	79.802
2.696	D	LOCKHEED MARTIN CORPORATION MASTER RETIREMENT TRUST	561.459
2.697	D	LOCKHEED MARTIN CORPORATION MASTER RETIREMENT TRUST	577.196
2.749	D	LOCKHEED MARTIN CORPORATION MASTER RETIREMENT TRUST	24.653
2.750	D	LOCKHEED MARTIN CORPORATION MASTER RETIREMENT TRUST	889.538
3.068	D	LOCKHEED MARTIN CORPORATION MASTER RETIREMENT TRUST	27.737
4.151	D	LOEB ARTICLE THREE TRUST	46.866
4.153	D	LOEB FAMILY INVESTMENTS, LP	

Legenda:

D: Delegante R: Rappresentato legalmente

Pagina

EB
EM

**Elenco Interventuti
(Tutti ordinati alfabeticamente)**

Assemblea Ordinaria

Badge	Titolare Tipo Rap.	Deleganti / Rappresentati legalmente	Ordinaria
			4.496
4.197	D	LOGISTICS DEVELOPMENT, INC	1.222.003
979	D	LOMBARD ODIER FUNDS (SWITZERLAND) SA 13D	1.449.269
3.774	D	LONDON LIFE INSURANCE COMPANY .	13.628
3.775	D	LONDON LIFE INSURANCE COMPANY .	6.112
2.654	D	LORD MAYORS CHARITABLE FUND	23.742
75	D	LOS ANGELES CAPITAL GLOBAL FUND PLC	3.816.303
2.393	D	LOS ANGELES CITY EMPLOYEES RETIREMENT SYSTEM	3.430.675
3.296	D	LOS ANGELES COUNTY EMPLOYEES RETIREMENT ASSOCIATION	119.204
1.707	D	LOUISIANA SHERIFFS ARROWSTREET	13.615
1.519	D	LOUISIANA STATE ERS MONDRIAN LG CAP	10.201
1.520	D	LOUISIANA STATE ERS MSCI EXUS INDEX	1.354
1.518	D	LOUISIANA STATE ERS TERROR FREE INT	130.022
1.795	D	LRPF WILLIAM BLAIR	205.700
1.830	D	LSV FUNDS PLC	117.000
2.632	D	LSV GLOBAL CV EQUITY FUND, LP	17.300
1.085	D	LSV GLOBAL MANAGED VOLATILITY FUND	7.000
1.086	D	LSV GLOBAL VALUE FUND ONE FREEDOM V	1.722.800
2.557	D	LSV INTERNATIONAL (AC) VALUE EQUITY FUND, LP	746.100
2.567	D	LSV INTERNATIONAL CONCENTRATED EQUITY FUND, LP	1.661.700
2.475	D	LSV INTERNATIONAL VALUE EQUITY TRUST	179.300
1.298	D	LSV NONUS EQUITY LLCLC	12.600
3.052	D	LSV1EHE, LSV2EHE	398.681
2.556	D	LTW GROUP HOLDINGS, LLC	187.424
2.476	D	LTW INVESTMENTS LLC	41.206
439	D	LUCRF PTY LTD FOR THE LABOUR UNION CO-OPERATIVE RETIREMENT FUND	383.135
1.977	D	LUX IM ESG GENERALI INVESTM DIVERS STRAT	563.819
1.603	D	LUX NYKREDIT GLOBAL EQUITIES	147.406
2.131	D	LV CHALLENGE	18.000
1.138	D	LV FAMILIALE	15.000
1.151	D	LV INVEST	721.052
3.973	D	LVIP BLACKROCK GLOBAL ALLOCATION FUND	3.017.144
3.974	D	LVIP MONDRIAN INTERNATIONAL VALUE FUND	1.821.236
3.975	D	LVIP SSGA INTERNATIONAL INDEX FUND	8.190
3.776	D	LYSANDER-TRIASIMA ALL COUNTRY EQUITY FUND	7.176.699
1.915	D	LYX BUR STOXX 50 (DR) U E	9.421
1.853	D	LYX FTSE EUR MIN VAR UC ETF	394.792
1.863	D	LYXOR CORE MSCI EMU DR UCITS	115.765
1.864	D	LYXOR CORE MSCI WORLD (DR) UCI	807.898
1.848	D	LYXOR EURO STOXX 300 DR	265.945
1.885	D	LYXOR EURO STOXX 50 (DR)	16.242
1.917	D	LYXOR INDEX FUND EURO	14.838
1.862	D	LYXOR INDEX FUND -LYXOR GLOB.F	1.340
1.881	D	LYXOR MSCI EUROPE CLIMATE	

Legenda:

D: Delegante R: Rappresentato legalmente

[Handwritten signature]
64
EM

[Handwritten signature]

**Elenco Interventuti
(Tutti ordinati alfabeticamente)**

Assemblea Ordinaria

Badge	Titolare Tipo Rap.	Deleganti / Rappresentati legalmente	Ordinaria
1.913	D	LYXOR MSCI EUROPE UCITS ETF	1.456.404
1.883	D	LYXOR MSCI WORLD CLIMATECHANGE	792
1.851	D	LYXOR STOXX EUROPE 600 (DR	1.899.621
3.849	D	M&G (LUX) INVESTMENT FUNDS 1	1.826.053
3.630	D	M+G INVESTMENT FUNDS (1)- M+G EUROPEAN INDEX	117.417
3.631	D	M+G INVESTMENT FUNDS (1)- M+G GLOBAL THEMES FUND	3.656.333
3.632	D	M+G INVESTMENT FUNDS (10) M+G GLOBAL LISTED	1.785.803
3.633	D	M+G INVESTMENT FUNDS (4)- M+G SUSTAINABLE MULTI	11.705
1.242	D	MIRF ALLIANCE BERNSTEIN F	265.600
1.241	D	MIRF ARROWSTREET FOREIGNL	403.418
1.854	D	MAAF ASSURANCES SA	927.636
2.047	D	MAAF SANTE	29.139
2.049	D	MAAF VIE ACTIF GENERAL	1.101.335
2.048	D	MAAF VIE WINNEO PERP	5.599
4.111	D	MAC STEMBERG IRREVOCABLE TRUST	7.324
1.902	D	MACIF CROISSANCE DURABLE ET SO	295.445
3.780	D	MACKENZIE GLOBAL ENVIRONMENTAL EQUITY FUND	276.748
3.781	D	MACKENZIE GLOBAL EQUITY FUND	124.216
3.779	D	MACKENZIE GLOBAL SUSTAINABILITY AND IMPACT BALANCED FUND	36.158
3.787	D	MACKENZIE INTERNATIONAL EQUITY INDEX ETF	14.663
3.782	D	MACKENZIE INTERNATIONAL QUANTITATIVE LARGE CAP FUND	272.578
3.789	D	MACKENZIE MAX DIVERSIFICATION ALL WORLD DEVELOPED IND ETF	42.919
3.788	D	MACKENZIE MAX DIVERSIFICATION DEVELOPED EUR INDEX ETF	12.430
3.786	D	MACKENZIE MAXIMUM DIVERS. ALL WORLD DEVELOPED EX NORTH AMERICA IE	16.691
2.906	D	MACQUARIE INVESTMENT MANAGEMENT LIMITED	768.075
2.943	D	MACQUARIE MULTI-FACTOR FUND	127.774
3.562	D	MADISON INTERNATIONAL STOCK FUND	45.412
1.871	D	MAIF CROISSANCE DURABLE	334.795
280	D	MAIF INVEST RESPO EUROPE	414.021
3.986	D	MAINSTAY CBRE GLOBAL INFRASTRUCTURE	1.277.877
3.649	D	MAINSTAY INTERNATIONAL OPPORTUNITIES FUND	74.796
3.268	D	MAINSTAY VP CUSHING RENAISSANCE ADVANTAGE PORTFOLIO	108.096
3.560	D	MAJOR LEAGUE BASEBALL PLAYERS PENSION PLAN	349.600
2.537	D	MALACHITE 35 TRUST	18.699
2.542	D	MALACHITE 35 TRUST	92.705
1.418	D	MAN FUNDS PLC	168.500
2.303	D	MAN FUNDS XII SPC - MAN 1783 III SP MAPLES CORPORATE SERVICES LIMITED	11.400
1.398	D	MAN GLG EUROPEAN ALPHA INCOME FUND	55.000

Legenda:

D: Delegante R: Rappresentato legalmente

**Elenco Interventuti
(Tutti ordinati alfabeticamente)**

Assemblea Ordinaria

Badge	Titolare Tipo Rap.	Deleganti / Rappresentati legalmente	Ordinaria
2.299	D	MAN GLG TOPAZ LIMITED C/O MAPLES CORP SVCS LTD	47.892
2.295	D	MAN MULTI-STRATEGY MASTER FUND MAPLES CORPORATE SERVICES LIMITES	16.517
2.568	D	MAN NUMERIC ALTERNATIVE RISK PREMIA VALUE C/O CITCO TRUSTEES (CAYMAN) LIMITED	2.942.100
2.296	D	MAN QUALIFYING INVESTOR FUNDS PLC MAN GLG ELS MASTER QIF	37.672
3.614	D	MANAGED PENSION FUNDS LIMITED	5.323.114
924	D	MANAGEMENT BOARD PUBLIC SERVICE PENSION	73.094
2.971	D	MANDATORY PROVIDENT FUND SCHEMES	10.608
3.471	D	MANULIFE ASSET MANAGEMENT INTERNATIONAL EQUITY	323.619
3.011	D	MANULIFE GLOBAL INFRASTRUCTURE CLASS	118.000
2.990	D	MANULIFE GLOBAL INFRASTRUCTURE FUND	529.200
2.995	D	MANULIFE INTERNATIONAL STOCK FUND UT	657.458
1.259	D	MANULIFE MULTIFACTOR DEVELOPED INTERNATIONAL INDEX	20.082
2.989	D	MANULIFE SOBEYS GLOBAL EQUITY FUND	245.000
1.592	D	MAPFRE MSV LIFE PLC	674.429
3.051	D	MAPLES CORPORATE SERVICES LIMITED	26.964
1.247	D	MARANIC II LLC	15.229
1.684	D	MARION BRADLEY PARTITION TRUST	65.376
4.180	D	MARITAL TRUST U/A SIXTH OF R.G.ROCKEFELLER	26.321
4.202	D	MARITAL TRUST UNDER STEVEN K.SYDNESS	23.265
1.023	D	MARITIME AND PORT AUTHORITY OF SINGAPORE	17.796
1.122	D	MARITIME AND PORT AUTHORITY OF SINGAPORE	3.230
2.310	D	MARITIME SUPER	125.400
3.249	D	MARQUIS INSTITUTIONAL GLOBAL EQUITY PORTFOLIO	46.688
2.753	D	MARSH AND MCLENNAN MASTER RETIREMENT TRUST	37.099
2.754	D	MARSH AND MCLENNAN MASTER RETIREMENT TRUST	414.100
956	D	MARSHFIELD CLINIC MASTER TRUST	96.499
2.505	D	MARY K MC QUISTON MCCA W	19.608
3.304	D	MARYLAND STATE RETIREMENT & PENSION SYSTEM	946.985
4.004	D	MAS PENSION SIEFORE BASICA 60-64 SA DE C.V.	188.779
4.005	D	MAS PENSION SIEFORE BASICA 65-69, SA DE C.V.	123.282
4.006	D	MAS PENSION SIEFORE BASICA 70-74, SA DE C.V.	116.128
4.007	D	MAS PENSION SIEFORE BASICA 75-79 SA DE C.V.	107.325
4.008	D	MAS PENSION SIEFORE BASICA 80-84, SA. DE C.V.	163.853
4.009	D	MAS PENSION SIEFORE BASICA 85-89 SA DE C.V.	134.553
4.010	D	MAS PENSION SIEFORE BASICA 90-94, SS DE C.V	58.498
3.535	D	MASSACHUSETTS LABORERS PENSION FUND	136.412
3.269	D	MASSMUTUAL SELECT BLACKROCK GLOBAL ALLOCATION FUND	488.599
2.457	D	MASTER TRUST AGREEMENT BETWEEN PFIZER INC AND THE NORTHERN TRUST COMPANY	1.320.262
2.762	D	MASTER TRUST AGREEMENT UNDER VARIOUS EMPLOYEE	30.648

Legenda:

D: Delegante R: Rappresentato legalmente

R
66
EM

166

**Elenco Interventuti
(Tutti ordinati alfabeticamente)**

Assemblea Ordinaria

Badge	Titolare Tipo Rap.	Deleganti / Rappresentati legalmente	Ordinaria
2.487	D	BENEFIT PLANS UNILEVER UNITED STATES INC. AND ITS SUBSIDIARIES AND AFFILIA MASTER TRUST FOR CERTAIN TAX-QUALIFIED BECHTEL RETIREMENT PLANS QUALIFIED BECHTEL RETIREMENT PLANS	99.740
184	D	MASTERFONDS BANTHUS	307.826
182	D	MASTERFONDS HTPT	410.614
3.783	D	MCGILL UNIVERSITY PENSION FUND	27.395
4.092	D	MCIC VERMONT A RECIPROCAL RISK RETENTION GROUP	50.796
1.743	D	MCKINLEYCAPINTLGROWT	155.500
3.784	D	MCLEAN & PARTNERS GLOBAL EQUITY POOL	301.700
3.785	D	MCLEAN & PARTNERS PRIVATE INTERNATIONAL EQUITY	468.200
4.126	D	MCNEILL CHARITABLE FOUNDATION	10.813
4.125	D	MCNEILL GROUP, LTD	23.509
3.316	D	MD EQUITY FUND	69.800
3.317	D	MD INTERNATIONAL VALUE FUND	65.800
3.314	D	MDPIM INTERNATIONAL EQUITY INDEX POOL	371.148
3.315	D	MDPIM INTERNATIONAL EQUITY POOL	734.000
2.843	D	MEDIO M STANLEY GLBL SLTN 1 -CASH	211.984
3.654	D	MEDIOLANUM GESTIONE FONDI SGR - FLESSIBILE FUTURO ITALIA	14.000.000
3.655	D	MEDIOLANUM GESTIONE FONDI SGR - FLESSIBILE SVILUPPO ITALIA	2.000.000
1.080	D	MELLON OFFSHORE FUNDS C/O CIBC BANK AND TRUST COMPANY (CAYMAN) LIMITE	6.028.938
3.896	D	MERCER DIOCESE OF BROOKLYN GROWTH STRATEGY	147.700
3.897	D	MERCER DIOCESE OF BROOKLYN GROWTH STRATEGY	158.091
3.898	D	MERCER DIOCESE OF BROOKLYN LAY PENSION INVESTMENT TRUST	57.900
3.899	D	MERCER DIOCESE OF BROOKLYN LAY PENSION INVESTMENT TRUST	48.415
3.225	D	MERCER FFTC NON-US EQUITY INVESTMENT PORTFOLIO LLC	115.300
3.226	D	MERCER FFTC NON-US EQUITY INVESTMENT PORTFOLIO LLC	6.963
3.237	D	MERCER GE INTERNATIONAL EQUITY FUND	281.105
3.238	D	MERCER GE INTERNATIONAL EQUITY FUND	198.800
2.653	D	MERCER GLOBAL ENHANCED LOW VOLATILITY SHARES FUND	61.776
3.322	D	MERCER GLOBAL EQUITY ALL COUNTRY WORLD INDEX FUND	82.300
3.323	D	MERCER GLOBAL EQUITY FUND	617.921
3.324	D	MERCER GLOBAL EQUITY FUND	430.300
3.271	D	MERCER GLOBAL LOW VOLATILITY EQUITY FUND	29.169
3.318	D	MERCER INTERNATIONAL EQUITY FUND	79.073
3.319	D	MERCER INTERNATIONAL EQUITY FUND	50.300
3.545	D	MERCER NON-US CORE EQUITY FUND	1.191.688

Legenda:

D: Delegante R: Rappresentato legalmente

67
E9

167

**Elenco Intervenuti
(Tutti ordinati alfabeticamente)**

Assemblea Ordinaria

Badge	Titolare Tipo Rap.	Deleganti / Rappresentati legalmente	Ordinaria
3.546	D	MERCER NON-US CORE EQUITY FUND	1.238.100
2.652	D	MERCER OSS TRUST	423.500
2.651	D	MERCER PASSIVE INTERNATIONAL SHARES FUND	279.536
3.321	D	MERCER QIF CCF	4.132.198
3.328	D	MERCER QIF CCF	3.525.109
3.329	D	MERCER UCITS COMMON CONTRACTUAL FUND	2.700.458
3.330	D	MERCER UCITS COMMON CONTRACTUAL FUND	219.953
244	D	MERCER UNHEDGED OVERSEAS SHARES TRUST	174.493
245	D	MERCER UNHEDGED OVERSEAS SHARES TRUST	88.000
1.103	D	MERCER UNHEDGED OVERSEAS SHARES TRUST	31.296
3.428	D	MERCK CAPITAL ASSET MANAGEMENT LIMITED	290.991
3.534	D	MERCY HEALTH	289.699
3.558	D	MERCY HEALTH RETIREMENT TRUST	145.652
2.751	D	MERCY INVESTMENT SERVICES, INC.	128.853
1.090	D	MERRILL LYNCH INTERNATIONAL	203.400
763	D	MERRILL LYNCH PROFESSIONAL CLEARING CORP	265.297
2.820	D	MERSEYSIDE PENSION FUND	1.575.819
3.835	D	METALLRENTE FONDS PORTFOLIO	217.100
2.224	D	METROPOLE EURO SRI	344.548
2.225	D	METROPOLE SELECTION	1.638.829
1.502	D	METROPOLITAN EMPLOYEE BENEFIT SYSTEM	261.611
1.538	D	METROPOLITAN LIFE INSURANCE COMPANY	423.219
1.500	D	METROPOLITAN WATER RECLAMATION DISTRICT RETIREMENT FUND	41.701
3.431	D	METZLER ASSET MANAGEMENT GMBH FOR MI-FONDS 415	595.120
2.555	D	MF INTERNATIONAL FUND LLC	15.300
55	D	MF PICTET MULTI ASSET FUND	21.439
57	D	MF/B WORLD EQUITY FUND	3.158
2.547	D	MFC INTERNATIONAL FUND LLC	3.288
940	D	MFS UTILITIES FUND	12.875.726
3.142	D	MFS VARIABLE INSURANCE TRUST - MFS UTILITIES SERIES	4.721.794
2.106	D	MGEN ACTION	173.640
3.320	D	MGI FUNDS PLC	1.741.099
3.325	D	MGI FUNDS PLC	486.500
3.326	D	MGI FUNDS PLC	269.000
998	D	MHTB (LUX)/TMA UMBRELLA FUND-GLOBAL EQUI	33.900
1.815	D	MI FONDS K10 SPK	448.366
1.814	D	MI FONDS K11 SPK	86.837
1.813	D	MI FONDS K12 SPK	177.141
2.167	D	MICHELET TUNNEL	149.703
2.643	D	MICHELIN NORTH AMERICA (CANADA) INC. MASTER TRUST	3.262
2.691	D	MICHIGAN CATHOLIC CONFERENCE	11.995
2.692	D	MICHIGAN CATHOLIC CONFERENCE	83.012
2.694	D	MICHIGAN CATHOLIC CONFERENCE MASTER PENSION TRUST	36.984
2.695	D	MICHIGAN CATHOLIC CONFERENCE MASTER PENSION TRUST	191.061

Legenda:

D: Delegante R: Rappresentato legalmente

**Elenco Interventuti
(Tutti ordinati alfabeticamente)**

Assemblea Ordinaria

Badge	Titolare Tipo Rap.	Deleganti / Rappresentati legalmente	Ordinaria
3.904	D	MICROSOFT CORPORATION SAVINGS PLUS 401(K) PLAN	971.520
2.874	D	MIFL BB EC BU EQ INCOME	98.503
772	D	MIGROS AST FONDS II AKTIEN AUSLAND CREDIT SUISSE FUNDS AG	430.000
342	D	MIGROS PENSIONKASSE	29.355
430	D	MINE SUPERANNUATION FUND	378.651
1.464	D	MINISTER FOR FINANCE AND IRELAND STRATEGIC INVESTMENT FUND ISIF	11.070
1.567	D	MINISTERS AND MISSNRES BENEFIT BRD OF AMERICAN BPTST CHURCHES	90.716
516	D	MINISTRY OF ECONOMY AND FINANCE	85.193
517	D	MINISTRY OF ECONOMY AND FINANCE	86.468
518	D	MINISTRY OF ECONOMY AND FINANCE	642.167
520	D	MINISTRY OF ECONOMY AND FINANCE	437.925
531	D	MINISTRY OF ECONOMY AND FINANCE	4.285.087
2.024	D	MIROVA EUROPE SUSTAINABLE ECONOMY FUND	42.253
661	D	MISSOURI EDUCATION PENSION TRUST	342.833
958	D	MISSOURI EDUCATION PENSION TRUST	744.229
2.752	D	MISSOURI LOCAL GOVERNMENT EMPLOYEES RETIREMENT SYSTEM	154.900
2.308	D	MLC INVESTMENTS, MLC LIMITED	1.820.179
2.309	D	MLC INVESTMENTS, MLC LIMITED	67.801
2.314	D	MLC INVESTMENTS, MLC LIMITED	1.314.556
3.272	D	MM MSCI EAFE INTERNATIONAL INDEX FUND.	130.476
2.043	D	MMA IARD SA (A) EUROPE	977.396
4.195	D	MMR ENTERPRISES INC	4.511
1.700	D	MNVF SSGA INTL EQUITY	40.251
1.459	D	MO3F MARATHON WELLINGTN	44.657
2.494	D	MOBIUS LIFE LIMITED	28.540
382	D	MOMENTUM INVESTMENT FUNDS SICAV-SIF	27.897
1.874	D	MONCEAU ETHIQUE	188.075
1.872	D	MONCEAU EUROPE VALUE	496.657
111	D	MONDRIAN ALL COUN WORLD EX US EQ CO IN T	903.371
2.615	D	MONDRIAN ALL COUNTRIES WORLD EX-US EQUITY FUND LP	2.898.040
1.408	D	MONDRIAN EMERGING MARKETS EQUITY TREASURER OF THE STATE OF NORTH CAROLINA EQUITY INVESTMENT FUND POOLED TRUST.	6.208.999
2.571	D	MONDRIAN FUNDS PUBLIC LIMITED COMPANY MONDRIAN FUNDS PUBLIC LIMITED COMPANY	8.169
2.573	D	MONDRIAN GLOBAL ALL COUNTRIES WORLD EQUITY FUND, L.P.	5.481
2.631	D	MONDRIAN GLOBAL EQUITY ESG FUND LP	4.725
2.637	D	MONDRIAN GLOBAL EQUITY FUND, L.P.	106.907
85	D	MONDRIAN INT.EQ.COLLECTIVE.INV.TRUST	1.092.640
2.574	D	MONDRIAN INTERNATIONAL EQUITY ESG FUND L.P.	394.115

Legenda:

D: Delegante R: Rappresentato legalmente

**Elenco Interventuti
(Tutti ordinati alfabeticamente)**

Assemblea Ordinaria

Badge	Titolare Tipo Rap.	Deleganti / Rappresentati legalmente	Ordinaria
113	D	MONDRIAN INTERNATIONAL EQUITY FUND	1.663.588
2.616	D	MONDRIAN INTERNATIONAL EQUITY FUND L.P.	10.598.980
2.108	D	MONGELAS	123.468
1.856	D	MOOREA FUND - SELECTION EUR	214.357
3.553	D	MORGAN STANLEY INSTITUTIONAL FD TR - GLOBAL STRATEGIST PTF	33.642
6	D	MORGAN STANLEY INVESTMENT FUNDS	148.434
3.554	D	MORGAN STANLEY VAR INS FUND, INC. GLOBAL STRATEGIST PORTFOLIO	4.573
1.403	D	MOTHER CABRINI HEALTH FOUNDATION, INC.	258.963
2.427	D	MRFF INVESTMENT COMPANY NO. 2 PTY LTD	626.886
2.543	D	MS FUND LP	50.743
56	D	MS HORIZONS MULTIATIVOS GLOBAL PRUDENTE FUND	8.576
1.278	D	MSAR SCHRODER	77.011
682	D	MSCI ACWI EX-U.S. IMI INDEX FUND B2	489.235
3.483	D	MSCI EAFE PROV SCREENED INDEX NON - LENDING COMMON TR	151.534
683	D	MSCI EUROPE EQUITY ESG SCREENED INDEX FUND B	8.835
681	D	MSCI EUROPE EQUITY INDEX FUND B (EU	6.728.595
680	D	MSCI WORLD EQUITY ESG SCREENED INDE	1.039.964
1.756	D	MSV JP MORGAN	312.609
1.781	D	MSV LIFE PLC	78.720
561	D	MTB FOR GOVERNMENT PENSION FD45828	4.348.059
541	D	MTB GOVERNMENT PENSION INVESTMENT FUND 4	29.834.073
487	D	MTBJ DAIDO LIFE FOREIGN EQUITY MOTHER FD	32.533
1.858	D	MUL - LYXOR ITALIA EQUITY PIR	144.034
1.320	D	MULT BOS WITH SAME RESIDENCY	314.529
735	D	MULTI-MANAGER DIRECTIONAL ALTERNATIVE STRATEGIES FUND	50.766
725	D	MULTI-MANAGER INTERNATIONAL EQUITY STRATEGIES FUND	843.273
264	D	MULTIMIX WHOLESALE INT SHARES TRUST	117.463
294	D	MULTIPAR SOLIDAIRE DYNA SR	1.840.324
3.288	D	MULTI-STYLE, MULTI-MANAGER FUNDS PLC	103.963
3.007	D	MUNICIPAL EMPLOYEES PENSION PLAN C/O GLASS LEWIS AND CO	71.435
3.008	D	MUNICIPAL EMPLOYEES PENSION PLAN C/O ISS	220.542
2.435	D	MUNICIPAL EMPLOYEES' ANNUITY AND BENEFIT FUND OF CHICAGO	206.816
2.436	D	MUNICIPAL EMPLOYEES' ANNUITY AND BENEFIT FUND OF CHICAGO	19.928
2.437	D	MUNICIPAL EMPLOYEES' ANNUITY AND BENEFIT FUND OF CHICAGO	116.900
2.506	D	MURIEL MCBRIEN KAUFFMAN FOUNDATION	45.450
4.087	D	MUSASHI SMART PREMIA FUND	15.810

Legenda:

D: Delegante R: Rappresentato legalmente

**Elenco Interventuti
(Tutti ordinati alfabeticamente)**

Assemblea Ordinaria

Badge	Titolare Tipo Rap.	Deleganti / Rappresentati legalmente	Ordinaria
855	D	MUTACTION 11	858.280
2.132	D	N 1 RENDEMENT USINOR	40.944
2.067	D	NATEXIS PERFORMANCE 09	149.951
2.617	D	NATIONAL COUNCIL FOR SOCIAL SEC FUND	549.523
2.621	D	NATIONAL COUNCIL FOR SOCIAL SEC FUND	1.087.614
2.622	D	NATIONAL COUNCIL FOR SOCIAL SEC FUND	540.282
2.618	D	NATIONAL COUNCIL FOR SOCIAL SECURITY FUND.	102.263
2.619	D	NATIONAL COUNCIL FOR SOCIAL SECURITY FUND.	101.319
2.909	D	NATIONAL COUNCIL FOR SOCIAL SECURITY FUND.	121.476
1.614	D	NATIONAL ELEVATOR INDUSTRY HEALTH BENEFIT PLAN	111.100
1.758	D	NATIONAL ELEVATOR INDUSTRY PENSION PLAN	286.900
553	D	NATIONAL FARMERS UNION MUTUAL INSURANCE	237.171
626	D	NATIONAL PENSION INSURANCE FUND	129.639
952	D	NATIONAL PENSION INSURANCE FUND	90.939
2.576	D	NATIONAL RAILROAD RETIREMENT INVESTMENT TRUST	676.761
2.668	D	NATIONAL RAILROAD RETIREMENT INVESTMENT TRUST	1.034.608
2.603	D	NATIONAL WESTMINSTER BANK PLC AS TRUSTEE OF SARASIN CLIMATE ACTIVE EN DOWMENTS FUND	553.888
2.582	D	NATIONAL WESTMINSTER BANK PLC AS TRUSTEE OF SARASIN ENDOWMENTS FUND	3.292.677
2.586	D	NATIONAL WESTMINSTER BANK PLC AS TRUSTEE OF SARASIN INCOME AND RESERVES FUND	76.406
2.609	D	NATIONAL WESTMINSTER BANK AS TRUSTEE OF EDEN INVESTMENT FUND	68.637
2.404	D	NATIONAL WESTMINSTER BANK PLC AS TRUSTEE OF KES STRATEGIC INVESTMENT FUND	44.256
627	D	NATIONWIDE BAILARD INTERNATIONAL EQUIT F	150.000
628	D	NATIONWIDE INTERNATIONAL INDEX FUND	727.837
222	D	NATIONWIDE RISK BASEDINTERNATIONAL EQUIT	38.368
2.218	D	NATIXIS LCR ACTIONS EURO	166.408
1.618	D	NATWEST DEP SPF EUROPE EQ SSGA	138.954
2.610	D	NATWEST DEP SW SVSTPI IB1 GS C	354.898
1.291	D	NATWEST TDS DEP BNYM RM GLO EQ FUND	164.839
3.568	D	NATWEST TR AND DEP SERV LTD AS TRUSTEE O LF PRUD EURO QIS FD	241.126
3.608	D	NATWEST TR+DEP SERV LTD ATO ST. JAMES'S PL GR EURO PROG UT TR	2.408.024
3.613	D	NATWEST TR+DEP SERV LTD ATO ST. JAMES'S PL MULTI ASS UN TR	313.447
3.607	D	NATWEST TRU+DEP SERV LTD AT OF ST JAMES'S PL ALT ASS UN TR	1.196.419
3.609	D	NATWEST TRU+DEP SERV LTD ATO ST. JAMES'S PL BAL MANAGED UN TR	5.948.632
3.610	D	NATWEST TRU+DEP SERV LTD ATO ST. JAMES'S PL CONT EURO UN TR	1.239.290

Legenda:

D: Delegante R: Rappresentato legalmente

151

EH

**Elenco Interventuti
(Tutti ordinati alfabeticamente)**

Assemblea Ordinaria

Badge	Titolare Tipo Rap.	Deleganti / Rappresentati legalmente	Ordinaria
3.611	D	NATWEST TRU+DEP SERV LTD ATO ST. JAMES'S PL GL EQ UN TR	13.431.446
2.666	D	NATWEST TRUSTEE AND DEPOSITARY SERVICES LIMITED AS TRUSTEE OF THE MAID EN FUND	343.224
2.614	D	NATWEST TRUSTEE AND DEPOSITARY SERVICES LIMITED AS TRUSTEE OF TM MASONIC CHARITABLE FOUNDATION INVESTMENT FUND	102.089
2.775	D	NAV CANADA PENSION PLAN	61.298
2.776	D	NAV CANADA PENSION PLAN	379.654
2.777	D	NAV CANADA PENSION PLAN	105.336
223	D	NAZARETH LITERARY AND BENEVOLENT INSTITU	102.988
3.994	D	NBI GLOBAL REAL ASSETS INCOME ETF	350.696
3.006	D	NBIMC EAFE EQUITY INDEX FUND	202.720
3.012	D	NBIMC EAFE EQUITY INDEX FUND - CLASS N	11.316
3.291	D	NEBRASKA PUBLIC EMPLOYEES RETIREMENT SYSTEMS	962.612
3.211	D	NEI GLOBAL EQUITY POOL	125.244
3.209	D	NEI INTERNATIONAL EQUITY FUND	230.400
2.551	D	NELKE PARTNERSHIP C/O NORTHERN TRUST COMPANY MANAGER	12.132
1.757	D	NEPF LSV ASSET MGMT	567.200
1.866	D	NESTLE FRANCE EQUILIBRE	87.148
2.109	D	NEUFLIZE VIE OPPORTUNITES	287.323
3.599	D	NEW AIRWAYS PENSION SCHEME	2.714.875
2.474	D	NEW CHURCH INVESTMENT FUND	14.837
2.689	D	NEW IRELAND ASSURANCE COMPANY PLC	5.022.269
2.639	D	NEW OAK NOMINEES LIMITED	13.561
521	D	NEW PERSPECTIVE FUND	40.611.209
3.337	D	NEW SHIPS, INC. PENSION MASTER TRUST	814.350
3.060	D	NEW STAR EAFE FUND	99.073
519	D	NEW WORLD FUND INC	8.394.776
734	D	NEW YORK LIFE INSURANCE AND ANNUITY CO	30.104
660	D	NEW YORK STATE COMMON RETIREMENT FU	4.417.278
437	D	NEW YORK STATE COMMON RETIREMENT FUND	7.379.754
659	D	NEW YORK STATE COMMON RETIREMENT FUND	5.197.739
3.459	D	NEW YORK STATE TEACHERS RETIREMENT SYSTEM	5.266.045
3.460	D	NEW YORK STATE TEACHERS RETIREMENT SYSTEM	2.684.235
2.648	D	NEW ZEALAND SUPERANNUATION FUND	99.120
2.937	D	NEWBURG NOMINEES LIMITED INVESTORS WHOLESALE GLOBAL EQUITY (INDEX) TRUST	335.327
392	D	NFS LIMITED TRAFALGAR COURT ADMIRAL PARK ST. PETER PORT	1.046.687
395	D	NFS LIMITED TRAFALGAR COURT ADMIRAL PARK ST. PETER PORT	314.603
2.620	D	NGEE ANN POLYTECHNIC	2.220
1.016	D	NH-AMUNDI PRIV SEC INVEST TRUST D1	19.257

Legenda:

D: Delegante R: Rappresentato legalmente

h
EM

**Elenco Intervenuti
(Tutti ordinati alfabeticamente)**

Assemblea Ordinaria

Badge	Titolare Tipo Rap.	Deleganti / Rappresentati legalmente	Ordinaria
			1.061.540
2.025	D	NIF I ALLIANZ BERNSTEIN	60.710
1.078	D	NIKKO GLOBAL TRI-ASSET FUND CIBC FINANCIAL CENTRE	262.934
1.231	D	NKB 10520 GLOBALE AKTIER SRI	655.330
1.606	D	NKB 31004 INV MM INVEST EUROPA AKK	41.213
1.609	D	NKB INVEST GLOBALE AKTIER BASIS	111.362
1.679	D	NKB SI MOMENTUM AKTIER	9.669
1.680	D	NKB SI MOMENTUM AKTIER AKK	182.479
1.681	D	NKB SII DOW JONES SWI	278.980
1.682	D	NKB SII EUROPE VALUE	117.088
750	D	NMM3 GLEQ GQG ACCOUNT	123.518
751	D	NMM5 GIEP NVN ACCOUNT	24.400
752	D	NMM5 WIEQ BRF ACCOUNT	9.200
748	D	NMM5-WIEQ-CNS ACCOUNT	45.671
753	D	NMM5-WIEQ-NVN ACCOUNT	5.168.307
796	D	NN (L)	348.064
1.626	D	NN PP1NV NN PREMIUM DIVIDEND FUND	136.873
1.557	D	NON US EQUITY MGRS PORT 1 LAZARD	530.100
1.294	D	NON US EQUITY MGRS PORT 4 LSV	1.353
1.297	D	NONUS EQ MANAGERS PORT 3ACADIANAN	695.501
1.220	D	NONUS EQUITY MGRS PORTF 4 LAZARD	42.027
1.634	D	NONUS EQUITY MGRSPORT 1 ACADIANAN	747.670
1.027	D	NORFOLK PENSION FUND	2.700.415
2.306	D	NORGES BANK	1.693.500
2.757	D	NORTH DAKOTA STATE INVESTMENT BOARD	60.987
2.688	D	NORTHERN ENGAGE360 FUND	2.737.649
2.690	D	NORTHERN FUNDS - INTERNATIONAL EQUITY INDEX FUND	90.414
2.727	D	NORTHERN FUNDS INTERNATIONAL GROWTH EQUITY FUND	19.194.815
2.669	D	NORTHERN TRUST GLOBAL INVESTMENTS COLLECTIVE FUNDS TRUST	4.138.339
2.429	D	NORTHERN TRUST UCITS COMMON CONTRACTUAL FUND	1.508.994
2.828	D	NORTHERN TRUST UCITS FGR FUND	26.125
3.334	D	NORTHROP GRUMMAN CORPORATION VEBA MASTER TRUST I	455.757
3.605	D	NOTTINGHAMSHIRE COUNTY COUNCIL PENSION FUND	59.641
2.988	D	NOVA SCOTIA HEALTH EMPLOYEES PENSION PLAN	495.379
3.792	D	NOVA SCOTIA PUBLIC SERVICE SUPERANNUATION FUND	374.412
3.793	D	NOVA SCOTIA TEACHERS' PENSION FUND	49.788
1.463	D	NSNF PARA EAFE MONTI	39.937
1.462	D	NSNF PARA EAFE PI 1	43.914
1.461	D	NSNF PARA EAFE PI 2	445.251
2.602	D	NTGI - QM COMMON DAILY ALL COUNTRY WORLD EX-US EQUITY INDEX FUND - LENDING	246.015
2.529	D	NTGI-QM COMMON DAILY ALL COUNTRY WORLD EX-US INVESTABLE MARKET INDEX FUND - NON LENDING	658.946
2.600	D	NTGI-QM COMMON DAILY EAFE INDEX FUND - LENDING	821.401
2.572	D	NTGI-QM COMMON DAILY EAFE INDEX FUND - NON LENDING	

Legenda:

D: Delegante R: Rappresentato legalmente

Pagina

**Elenco Interventuti
(Tutti ordinati alfabeticamente)**

Assemblea Ordinaria

Badge	Titolare Tipo Rap.	Deleganti / Rappresentati legalmente	Ordinaria
1.415	D	NTMA ISIF ILM EUROPEAN EQUITY	277.243
1.956	D	NUMERIC EUROPEAN EQUITY FUND A	71.600
100	D	NUVEEN GLOBAL INFRASTRUCTURE FUND	1.625.981
1.919	D	NUVEEN GLOBAL INVESTORS FUND P	122.518
3.990	D	NUVEEN REAL ASSET INCOME AND GROWTH FUND	685.500
3.989	D	NUVEEN REAL ASSET INCOME FUND	2.507.988
3.988	D	NUVEEN WINSLOW INTERNATIONAL LARGE CAP FUND	6.536
1.517	D	NV PERS MELLON CAPITAL INDEX	2.389.210
1.516	D	NV PERS SSGA EAFE INDEX PUBLIC EMPLOYEES RETIREMENT SYSTEM OF NEVADA	2.546.628
1.515	D	NV RBIF ALLNCEBRNSTN INTL EQ	74.536
955	D	NVIT INTERNATIONAL EQUITY FUND ONE	68.594
507	D	NVIT INTERNATIONAL INDEX FUND	1.144.251
137	D	NVW	150.000
1.079	D	NWT-GRAVITY EUROPEAN EQUITY FUND	35.307
1.607	D	NYKREDIT INVEST GLOBALE AKTIER SRI	477.778
1.608	D	NYKREDIT INVEST TAKTISK ALLOKERING	125.761
2.089	D	OACET	221.439
2.667	D	OAKLAND COUNTY EMPLOYEES RETIREMENT SYSTEM	80.563
2.471	D	OAKLAND COUNTY VEBA	176.049
2.705	D	OAKLAND POLICE AND FIRE RETIREMENT SYSTEM	34.290
617	D	OB 2	259.332
2.094	D	OCIRP ACTIONS P	400.000
1.934	D	OFI AM	2.028.836
2.176	D	OFI ASSET MANAGEMENT	57.160
1.971	D	OFI FUND - EURO LARGE CAP	80.000
922	D	OFI INVEST	230.904
1.899	D	OFI MARKET NEUTRAL EQUITY	1.524.607
2.553	D	OHANA HOLDINGS LLC	647.300
1.252	D	OHIM STRATEGIC PARTNERS LP	241.617
4.028	D	OHIO NATIONAL FUND, INC.- ON FOREIGN PORTFOLIO	22.583
4.027	D	OHIO NATIONAL FUND, INC.- ON INTERNATIONAL EQUITY PORTFOLIO	192.195
1.244	D	OHSU FOUNDATION ENDOWMENT FUND LP	28.306
1.384	D	OICR, OICL OCICL PZENA	604.475
2.758	D	OKLAHOMA PUBLIC EMPLOYEES RETIREMENT SYSTEM	1.355.730
2.927	D	OLD MUTUAL EUROPEAN EQUITY (EX UK FUND A SUB FUND OF OLD MUTUAL INVESTMENT FUNDS SERIES II	17.248
2.881	D	OLD MUTUAL GLOBAL INVESTORS	26.775
3.617	D	OLD MUTUAL INVESTMENT GROUP (PTY) LTD	11.718
3.618	D	OLD MUTUAL LIFE ASSURANCE COMPANY (SOUTH AFRICA) LIMITED	78.814
2.301	D	OLD NORTH STATE HEDGED EQUITY MWT LLC	72.350
2.708	D	OLD WESTBURY MULTI-ASSET OPPORTUNITIES FUND	78.277
2.473	D	OLIN PENSION PLANS MASTER RETIREMENT TRUST	25.708

Legenda:

D: Delegante R: Rappresentato legalmente

**Elenco Interventuti
(Tutti ordinati alfabeticamente)**

Assemblea Ordinaria

Badge	Titolare	Deleganti / Rappresentati legalmente	Ordinaria
	Tipo Rap.		
2.552	D	OMEGA FFIP LIMITED PARTNERSHIP	33.136
482	D	ONEPATH GLOB SHARES LARGE CAP UNHED IN P	667.905
1.432	D	ONFF WILLIAM BLAIR NONUS	61.516
3.758	D	ONTARIO POWER GENERATION INC .	909.926
3.817	D	ONTARIO POWER GENERATION INC .	1.191.507
3.336	D	ONTARIO TEACHERS PENSION PLAN BOARD	418.400
3.285	D	OPENWORLD PUBLIC LIMITED COMPANY	705.394
2.778	D	OPSEU PENSION PLAN TRUST FUND	51.970
440	D	OPTIMIX WHOLESALE GLOBAL SHARE TRUST	207.400
3.552	D	ORANGE COUNTY EMPLOYEES RETIREMENT SYSTEM	1.265.604
276	D	ORANO CYCLE	3.800.000
2.074	D	ORANO DIVERSIFIE EQUILIBRE	37.820
3.148	D	OREGON PUBLIC EMPLOYEES RETIREMENT SYSTEM	3.939.030
3.997	D	ORIGIN INTERNATIONAL EQUITY FUND	52.000
2.554	D	ORIZABA, LP	23.138
746	D	OSHARES FTSE EUROPE QUALITY DIVIDEND ETF	58.168
1.243	D	OSP LIQUID FUND, LP	71.795
1.350	D	OSSIAM IRL ICAV	148.749
2.195	D	OSTRUM ACTIONS EURO	1.780.068
2.194	D	OSTRUM ACTIONS EUROPE RENDEMENT	459.276
2.201	D	OSTRUM ACTIONS EUROPE VALUE	117.029
2.200	D	OSTRUM ACTIONS EUROPEENNES	619.654
1.979	D	OSTRUM EURO VALUE EQUITY	221.614
1.168	D	OTIS EP DIVERSIFIE	26.498
2.687	D	OWENS CORNING DEFINED BENEFIT MASTER TRUST	19.624
3.532	D	PACE INTERNATIONAL EQUITY INVESTMENTS	938.936
3.647	D	PACE INTERNATIONAL EQUITY INVESTMENTS	365.995
1.370	D	PACIFIC FUNDS DIVERSIFIED INCOME	1.967
229	D	PACIFIC GLOBAL INTERNATIONALEQUITY INCOM	14.167
2.640	D	PACIFIC SALMON COMMISSION	82.400
3.347	D	PACIFIC SELECT FUND -PD INTERNATIONAL LARGE-CAP PORTFOLIO	209.397
3.348	D	PACIFIC SELECT FUND-INTERNATIONAL EQUITY INCOME PORTFOLIO	271.909
2.210	D	PALATINE OR BLEU	304.600
4.108	D	PALOMA RHEEM INVESTMENTS	81.022
2.980	D	PANAGORA ASSET MANAGEMENT INC.	3.646
3.375	D	PANAGORA DYNAMIC GLOBAL EQUITY (EX TOBACCO) FUND	10.599
1.219	D	PANAGORA RISK PARITY MULTI ASSET MASTER FUND LTD	46.369
3.228	D	PARAMETRIC INTERNATIONAL EQUITY FUND	242.788
3.014	D	PAVILION INTERNATIONAL FOCUSED EQUITY POOL	55.552
4.208	D	PAX TRADING CORP	20.286
3.057	D	PC INTL EQUITY INC AND GROWTH PT	451.133
1.351	D	PCHF LSV ASSET MGMT	38.800
1.451	D	PDBF NUVEEN	284.823

Legenda:

D: Delegante R: Rappresentato legalmente

**Elenco Interventuti
(Tutti ordinati alfabeticamente)**

Assemblea Ordinaria

Badge	Titolare Tipo Rap.	Deleganti / Rappresentati legalmente	Ordinaria
			67.140
1.331	D	PENDENNIS FUND	59.338
1.506	D	PENN SERIES DEV INTL INDEX FUND	20.007
3.461	D	PENSIOENFONDS METAAL OFP	892.732
3.128	D	PENSION BENEFIT GUARANTY CORPORATION	23.500
3.749	D	PENSION PLAN FOR EMPLOYEES OF THE BUSINESS DEVEL.BANK OF CANADA	5.316.665
1.499	D	PENSION RESERVES INVESTMENT TRUST FUND	1.899.705
923	D	PENSIONSKASSE DES BENDES PUBLICA	971.501
2.353	D	PENSIONSKASSE POST	323.124
391	D	PENSIONSKASSE SBB	5.740.065
3.594	D	PEOPLE'S BANK OF CHINA	2.991.158
3.596	D	PEOPLE'S BANK OF CHINA	57.163
2.599	D	PERMANENT FUND INVESTMENTS LLC	250.997
2.082	D	PERP PROGRESSIF	109.651
3.017	D	PERPETUAL ECONOMIC DIVERSIFICATION GLOBAL EQUITY FUND	358.554
1.020	D	PERTUNUHAN KESELAMATAN SOSIAL	15.805
4.018	D	PES.PIMCO RAFI DYNAMIC MULTI-FACTOR INTERNATIONAL EQUITY ETF	14.446.341
1.579	D	PFI DIVERSIFIED INTERNATIONAL FUND	192.000
1.586	D	PFI INTERNATIONAL FD I ORIGIN	664.851
1.558	D	PFI INTL EQUITY INDEX FUND	3.232.159
1.587	D	PFI OVERSEAS FD BHMS	549.402
1.585	D	PFI OVERSEAS FD PMC	305.879
1.712	D	PFI SYSTEMATEX INTERNATIONAL FD PGI	129.377
4.011	D	PFM MULTI-MANAGER SERIES TRUST - PFM MULTI-MANAGER INTERNATIONAL	55.281
4.012	D	PFM MULTI-MANAGER SERIES TRUST - PFM MULTI-MANAGER INTERNATIONAL	232.085
1.450	D	PGEF PG E QUALIFIED PANAGORA EAFE	85.749
1.584	D	PGIF EUROPEAN EQUITY FUND BNYMTCIL	9.908
1.839	D	PGIM ETF TRUST - PGIM QMA STRA	76.611
3.345	D	PGIM FUNDS PUBLIC LIMITED COMPANY	19.212
1.742	D	PGTF DR NON US EQUITY GT	8.102
1.449	D	PGVF SSGA	14.175
1.371	D	PHILADELPHIA GAS WORKS PENSION PLAN	32.167
1.253	D	PHILANTHROPAR INVESTMENTS LP	470.880
2.458	D	PHILLIPS 66 RETIREMENT PLAN TRUST	21.595
1.002	D	PHOENIX GBAR FUND	379.755
1.966	D	PI IF -EMU EQUITY	168.857
1.967	D	PI IF -EUROPEAN EQUITY	267.780
1.965	D	PI INVESTMENT FD-OPTIMISER	5.642.023
351	D	PICTET - GLOBAL MEGATREND SELECTION	130.163
348	D	PICTET - MULTI ASSET GLOBAL	585.689
336	D	PICTET CH INSTITUTIONAL - EUROPEAN	

Legenda:

D: Delegante R: Rappresentato legalmente

**Elenco Interventuti
(Tutti ordinati alfabeticamente)**

Assemblea Ordinaria

Badge	Titolare Tipo Rap.	Deleganti / Rappresentati legalmente	Ordinaria
345	D	PICTET CH-GLOBAL EQUITIES	92.131
350	D	PICTET CLEAN ENERGY	5.773.381
347	D	PICTET GLOBAL SELECTION FUND	3.009.135
346	D	PICTET GLOBAL SELECTION FUND - GLOB	62.405.479
200	D	PICTET TR	3.570.485
352	D	PICTET-EUROLAND INDEX	436.391
353	D	PICTET-EUROPE INDEX	1.455.974
3.926	D	PIMCO BALANCED INCOME FUND (CANADA)	13.268
4.002	D	PIMCO EQUITY SERIES: PIMCO DIVIDEND AND INCOME FUND	157.805
4.003	D	PIMCO EQUITY SERIES: PIMCO RAE INTERNATIONAL FUND	1.163.100
3.343	D	PIMCO FUNDS GLOBAL INVESTORS SERIES PLC	372.002
4.001	D	PIMCO RAE INTERNATIONAL FUND LLC	739.333
2.923	D	PINEBRIDGE FUND SERIES PINEBRIDGE EUROPE EQUITY FUND	304.450
3.653	D	PINEBRIDGE GLOBAL DYNAMIC ASSET ALLOCATION FUND LLC	1.232
3.430	D	PINEBRIDGE GLOBAL FUNDS	82.661
3.578	D	PINNACLE BNY MELLON GLOBAL INFRASTRUCTURE YIELD	84.257
66	D	PIONEER FLEXIBLE OPPORTUNITIES FUND	637.103
1.900	D	PIONEER INVESTMENTS TOTAL RETU	36.596
192	D	PIR EQUITY AXA ASSICURAZIONI	160.000
1.444	D	PITTSBURGH THEOLOGICAL SEMINARY OF THE PRESBYTERIAN CHURCH	14.326
770	D	PK CSG WORLD EQUITY CREDIT SUISSE FUNDS AG	92.562
774	D	PK CSG WORLD EQUITY CREDIT SUISSE FUNDS AG MANDAT SWISS ROCK	292.204
2.317	D	PLATFORM SECURITIES NOMINEES LIMITED	3.519.295
1.776	D	PLUMBERS AND PIPEFITTERS NATIONAL PENSION PLAN	282.760
2.526	D	PLURIBUS LABS GLOBAL CORE EQUITY MASTER FUND LP	4.475
1.774	D	PMPT-INKA-FONDS	503.941
1.688	D	PNC GBL OMNIBUS CUSTODY	11.676
1.152	D	POINCARRE II	8.000
2.977	D	POINT72 ASSOCIATES LLC - FSEU C/O THE CORPORATION TRUST COMPANY	1.745.703
2.394	D	POLICE RETIREMENT SYSTEM OF KANSAS CITY, MISSOURI	87.100
2.646	D	POLICEMEN'S ANNUITY AND BENEFIT FUND OF CHICAGO	88.740
2.272	D	POLLUX	32.000
1.531	D	POOL RE JPM REI EQUITY	81.706
1.530	D	POOL RE L AND G MSCI EQ	167.993
2.162	D	PORT ROYAL EQUILIBRE	244.739
1.120	D	POSTE INVESTO SOSTENIBILE BANCOPOSTA FON	6.961
1.644	D	POWERSHARES GLOBAL FUNDS IRELAND PLC	13.840
1.734	D	POWERSHARES PUREBETA FTSE DEVELOPED EX NORTHAMERICA PORTFOLIO	1.194
1.613	D	POWERSHARES S AND P GLOBAL EX CANADA HIGH DIVIDEND	13.177

Legenda:

D: Delegante R: Rappresentato legalmente

**Elenco Interventuti
(Tutti ordinati alfabeticamente)**

Assemblea Ordinaria

Badge	Titolare Tipo Rap.	Deleganti / Rappresentati legalmente	Ordinaria
1.687	D	LOW VOLATILITY INDEX ETF	16.765
2.294	D	POWERSHARES S AND P INTERNATIONAL DEVELOPED HIGH DIVIDEND LOW VOLATILITY PORTFOLIO	3.500.000
224	D	PRAMERICA SICAV	125.271
2.144	D	PRAXIS INTERNATIONAL INDEX FUND	18.193
2.145	D	PREDICA ISR EUROPE - ACTIONS	11.150
2.127	D	PREDICA ISR MONDE - ACTIONS	103.000
2.235	D	PREDIQUANT A2 ACTIONS EUROPE	166.818
2.759	D	PREDIQUANT EUROCROISSANCE A2	140.000
3.836	D	PREMIER GLOBAL INFRASTRUCTURE INCOME FUND	62.606
3.837	D	PREMIUMMANDAT BALANCE	100.021
2.670	D	PREMIUMMANDAT DYNAMIK	53.873
2.796	D	PRESBYTERIAN CHURCH (USA) FOUNDATION	46.150
3.344	D	PRESCIENT GLOBAL FUNDS PLC	12.222
2.962	D	PRINCIPAL EX-TRADED FUNDS-PRINC INT MUL-FACT CORE INDEX ETF	59.516
3.885	D	PRINCIPAL FINANCIAL SERVICES INC. - LISTED INFRASTRUCTURE	138.238
3.884	D	PRINCIPAL GLOB.INVES. COLLECT INVEST. TRUST INTER.GROWTH EQUITY	489.227
1.524	D	PRINCIPAL GLOBAL INVESTORS COLLECTIVE INVESTMENT TRUST	5.484
3.346	D	PRINCIPAL GLOBAL INVESTORS FUNDS	3.265.549
2.908	D	PRINCIPAL LIFE INSURANCE COMPANY	332.712
2.900	D	PRINCIPAL MPF EUROPEAN EQUITY FUND	312.505
762	D	PRINCIPAL TRUST COMPANY (ASIA LIMITED)	1.741
3.056	D	PRISMA FONDATION SUISSE D'INVESTISSEMENT PRISMA BSG WORLD EX-CH L.V.EQ. H	734.185
1.983	D	PRIVATE CLIENT INTL EQ PORT II	9.131
2.525	D	PRIVILEGE - JP MORGAN PAN EUROPEAN FLEXIBLE EQUITY	14.591
1.855	D	PRO-GEN INVESTMENTS LLC	12.760
724	D	PROTEC BT	3.936
2.764	D	PROVEDA GLOBAL EQUITY, LP	258.900
1.648	D	PROVIDENCE ST. JOSEPH HEALTH LONG TERM PORTFOLIO	172.480
1.245	D	PRU JEN GL INFRASTRUCTURE FUND PDLF	3.351.631
1.656	D	PRU JENNN EQUITY INC PDT1	251.466
1.655	D	PRU QMA WRLD FD INC PRU INT EQTY	11.780.717
3.464	D	PRU SECTOR FDS INC PRU UTILITY FD	249.809
1.541	D	PRUDENTIAL BANK AND TRUST FSB	26.576
1.657	D	PRUDENTIAL INVESTMENT PORTFOLIO 2 PRUDENTIAL QMA INTL DEVELOPED MRKTS INDEX FUND	106.587
560	D	PRUDENTIAL INVESTMENT PORTFOLIOS INC PRUDENTIAL BALANCED FUND	429.892
1.041	D	PRUDENTIAL LEGACY INSURANCE COMPANY NJ	138.830
		PRUDENTIAL PENSIONS LIMITED	

Legenda:

D: Delegante R: Rappresentato legalmente

**Elenco Interventuti
(Tutti ordinati alfabeticamente)**

Assemblea Ordinaria

Badge	Titolare Tipo Rap.	Deleganti / Rappresentati legalmente	Ordinaria
3.465	D	PRUDENTIAL RETIREMENT INSURANCE AND ANNUITY COMPANY	227.600
3.466	D	PRUDENTIAL RETIREMENT INSURANCE AND ANNUITY COMPANY	1.548.974
3.467	D	PRUDENTIAL RETIREMENT INSURANCE AND ANNUITY COMPANY	248.616
3.313	D	PRUDENTIAL TRUST CO MASTER COMMINGLED INV F FOR TAX EXEMPT	205.496
1.619	D	PS FTSE LO BT EQ WT PORT	2.560
1.643	D	PS FTSE RAFI DEVEL MAR EX US PORT	784.659
1.645	D	PS FTSERAFI EU UCITS ETF BNYMTCIL	7.877
1.420	D	PS SP INTL DEVEL MOMENTUM PORT	7.398
1.725	D	PS6F STATE STREET INTL EQ	622.873
1.239	D	PSBF LAZARD EQUITIES	456.095
1.654	D	PSF CONSERVATIVE BAL PORTF QMA	61.737
1.653	D	PSF FLEXIBLE MANAGED PORTF QMA	98.012
3.640	D	PUBLIC AUTHORITY FOR SOCIAL INSURANCE	67.830
1.441	D	PUBLIC EMPLOYEE RETIREMENT SYSTEM OF IDAHO	1.430.098
1.442	D	PUBLIC EMPLOYEE RETIREMENT SYSTEM OF IDAHO	959.910
1.443	D	PUBLIC EMPLOYEE RETIREMENT SYSTEM OF IDAHO	440.739
3.009	D	PUBLIC EMPLOYEES PENSION PLAN C/O ISS	756.716
2.422	D	PUBLIC EMPLOYEES RETIREMENT ASSOCIATION OF COLORADO	6.751.320
1.472	D	PUBLIC EMPLOYEES RETIREMENT ASSOCIATION OF NEW MEXICO	319.620
1.476	D	PUBLIC EMPLOYEES RETIREMENT SYSTEM OF MISSISSIPPI	806.963
1.612	D	PUBLIC EMPLOYEES RETIREMENT SYSTEM OF MISSISSIPPI	1.119.031
540	D	PUBLIC EMPLOYEES RETIREMENT SYSTEM OF OHIO	5.202.128
2.521	D	PUBLIC PENSION AGENCY	2.246.173
2.522	D	PUBLIC PENSION AGENCY	2.091.768
2.523	D	PUBLIC PENSION AGENCY	1.366.013
225	D	PUBLIC SCHOOL RETIREMENT SYSTEM OF THE C	19.500
1.468	D	PUBLIC SCHOOL TEACHERS' PENSION AND RETIREMENT FUND OF CHICAGO	8.070
2.641	D	PUBLIC SECTOR PENSION INVESTMENT BOARD	4.435.508
1.421	D	PUBLIC SERVICE ENTERPRISE GROUP INC MASTER DEFINED BENEFIT RETIREMENT TRUST	1.442.464
4.209	D	PUTO HOLDINGS INC.	3.490
3.796	D	PURPOSE INTERNATIONAL DIVIDEND FUND	176.237
1.032	D	PUTM ACS EUROPEAN EX UK FUND	2.147.444
1.056	D	PUTM BOTHWELL EUROPE FUND	2.997.724
1.057	D	PUTM EUROPEAN UNIT TRUST	105.591
4.066	D	PUTNAM DYNAMIC ASSET ALLOCATION BALANCED FUND	244.514
4.067	D	PUTNAM DYNAMIC ASSET ALLOCATION CONSERVATIVE FUND	84.072

Legenda:

D: Delegante R: Rappresentato legalmente

**Elenco Interventuti
(Tutti ordinati alfabeticamente)**

Assemblea Ordinaria

Badge	Titolare Tipo Rap.	Deleganti / Rappresentati legalmente	Ordinaria
4.076	D	PUTNAM DYNAMIC ASSET ALLOCATION EQUITY FUND	10.323
4.065	D	PUTNAM DYNAMIC ASSET ALLOCATION GROWTH FUND	363.625
4.070	D	PUTNAM RETIREMENT ADVANTAGE GAA BALANCE PORTFOLIO	165.545
4.071	D	PUTNAM RETIREMENT ADVANTAGE GAA CONSERVATIVE PORTFOLIO	45.497
4.073	D	PUTNAM RETIREMENT ADVANTAGE GAA EQUITY PORTFOLIO	91.135
4.069	D	PUTNAM RETIREMENT ADVANTAGE GAA GROWTH PORTFOLIO	298.672
4.072	D	PUTNAM RETIREMENT ADVANTAGE GAA INCOME STRATEGIES PORTFOLIO	46.565
4.074	D	PUTNAM TOTAL RETURN FUND, LLC	20.271
4.068	D	PUTNAM TOTAL RETURN TRUST	28.052
4.064	D	PUTNAM VARIABLE TRUST - PUTNAM VT GLOBAL ASSET ALLOCATION FUND	16.374
4.017	D	PUTNAM WORLD TRUST	15.868
1.578	D	PVC DIVERSIFIED INTERNATIONAL AC	275.388
802	D	PYRAMIS GROUP TR FOR EMPLOYEES BENEF PLAN	16.069
2.771	D	PYRAMIS GROUP TRUST FOR EMPLOYEE BENEFIT PLANS	603.325
801	D	PYRAMIS SELECT INTER EQ FUND LLC	135.963
2.410	D	PZENA GLOBAL FOCUSED VALUE FUND	5.997
2.596	D	PZENA GLOBAL VALUE FUND 2 DST	212.011
2.597	D	PZENA INTERNATIONAL EX-US FOCUSED VALUE FUND DST A SERIES OF PZENA VALUE TRUST	136.508
1.711	D	PZENA INVESTMENT MGT	468.363
2.789	D	PZENA VALUE FUNDS PLC C/O SANNE	310.291
2.604	D	PZENA VALUE TRUST	14.521
497	D	QANTAS SUPERANN. LTD ATF QANTAS SUP.PLAN	464.025
2.660	D	QIC INTERNATIONAL EQUITIES FUND	115.235
1.314	D	QS INTERNATIONAL EQUITY FUND	220.000
1.791	D	QSBF PANAGORA	56.056
2.812	D	QSUPER	114.387
349	D	QUABRO CAPITAL FUNDS (LUX)	364.562
2.655	D	QUBENSLAND INVESTMENT TRUST NO 2	82.771
2.780	D	QUILTER INVESTORS	660.525
2.504	D	R. BLANE WALTER C/O TALISMAN CAPITAL	23.805
1.354	D	R.K. MELLON INTERNATIONAL FUND.	169.168
621	D	RAGS-FUNDMASTER	136.061
343	D	RAIFFEISEN INDEX FONDS EURO STOXX 50	145.514
1.221	D	RAILWAYS PENSION TRUSTEE COMPANY LIMITED	1.952.261
1.114	D	RAVGDT DIVERSIFIE II LBPAM	235.333
1.445	D	RAYTHEON MASTER PENSION TRUST	368.949
1.446	D	RAYTHEON MASTER PENSION TRUST	509.300
1.447	D	RAYTHEON MASTER PENSION TRUST	335.646
3.045	D	RBC DEXIA TORONTO POOLED CLIENTS A/C	8.035

Legenda:

D: Delegante R: Rappresentato legalmente

Pagina

Handwritten initials and marks, including a large 'L' and 'EH'.

**Elenco Interventuti
(Tutti ordinati alfabeticamente)**

Assemblea Ordinaria

Badge	Titolare Tipo Rap.	Deleganti / Rappresentati legalmente	Ordinaria
2.364	D	RBC ISB - MMA VIE SA	2.259.188
2.999	D	RBC O SHAUGHNESSY GLOBAL EQUITY FUND	53.901
3.000	D	RBC O SHAUGHNESSY INTERNATIONAL EQUITY FUND	118.919
3.062	D	RBC PRIVATE WORLD EQUITY POOL	401.909
2.996	D	RBC QUANT EAFE EQUITY LEADERS ETF	8.916
2.997	D	RBC QUANT EUROPEAN DIVIDEND LEADERS ETF	18.434
3.055	D	RBC QUANT GLB INFRA LD ETF	8.822
2.998	D	RBC QUBE LOW VOLATILITY GLOBAL EQUITY FUND	2.345.814
3.010	D	RBC QUBE STABLE DIVIDEND GLOBAL	32.886
3.075	D	RBCISB PHITRUST ACTIVE INVTRS EU	19.422
1.572	D	RBS INVESTMENT FUNDS ICVC MANAGED INCOME FUND	3.112
1.390	D	RCB AVOIRS OPCVM	309.313
4.144	D	RCB INVESTMENT PARTNERS LLC	25.640
2.528	D	RDM LIQUID LLC	146.024
1.029	D	REASSURE LIMITED	2.120.567
3.184	D	REAVESUTILITYINCOMEFUND	4.217.021
1.334	D	RED DIAMOND INTERNATIONAL EQUITY LP	21.852
4.174	D	RED RIVER FAMILY NON-EXEMPT TRUST	21.236
2.057	D	REGARD ACTIONS CROISSANCE	210.000
2.056	D	REGARD ACTIONS DEVELOPPEMENT DURABLE	285.000
2.181	D	REGARD ACTIONS EURO	500.000
2.994	D	REGIME DE RETRAITE DE LUNIVERSITE DU QUEBEC TOUR DE LA CITE	42.911
2.991	D	REGIME DE RETRAITE DES COLS BLEUS DE LA VILLE DE MONTREAL	88.877
226	D	RELIANCE TRUST INSTITUTIONAL RETIREMENT	68.900
2.786	D	RELIANCE TRUST INSTITUTIONAL RETIREMENT TRUST SERIES ELEVEN	3.773.237
2.787	D	RELIANCE TRUST INSTITUTIONAL RETIREMENT TRUST SERIES TEN	2.712.052
3.798	D	RENAISSANCE GLOBAL EQUITY PRIVATE POOL	4.129
3.799	D	RENAISSANCE GLOBAL EQUITY PRIVATE POOL	4.752
3.829	D	RENAISSANCE GLOBAL VALUE FUND	40.333
3.760	D	RENAISSANCE INTERNATIONAL EQUITY PRIVATE POOL	5.396
3.761	D	RENAISSANCE INTERNATIONAL EQUITY PRIVATE POOL	44.603
3.800	D	RENAISSANCE REAL ASSETS PRIVATEPOOL	394.400
2.209	D	RENDEMENT DIVERSIFIE M	40.265
3.583	D	REST AB TRUST	846.108
3.582	D	RETAIL EMPLOYEES SUPERANNUATION TRUST	924.886
506	D	RETIREMENT INCOME PLAN OF SAUDI ARABIAN OIL COMPANY	112.605
739	D	RETIREMENT PLAN FOR EMPLOYEES OF AETNA INC	275.266
514	D	REYNOLDS AMERICAN DEFINED BENEFIT MASTER	161.566
4.184	D	RFS OPCO LLC	6.151
1.437	D	RHODE ISLAND EMPLOYEES RETIREMENT SYSTEMS POOLED	260.547

Legenda:

D: Delegante R: Rappresentato legalmente

**Elenco Interventuti
(Tutti ordinati alfabeticamente)**

Assemblea Ordinaria

Badge	Titolare	Deleganti / Rappresentati legalmente	Ordinaria
	Tipo Rap.		
		TRUST	
3.977	D	RHUMBLINE INTERNATIONAL POOLED INDEX TRUST	155.397
1.355	D	RICHARD KING MELLON FDN	303.297
4.133	D	RICHARD S. PERKIN TRUST FBO WINNIE PERKIN GRAY	16.321
2.222	D	RICHELIEU CITYZEN	70.000
1.335	D	RIVER PARTNERS GLOBAL EQUITY, LLC	1.969
374	D	ROBECO CAPITAL GROWTH FUND	106.073
2.831	D	ROBECO INSTITUTIONAL UMBRELLA FUND	101.050
1.372	D	ROBECO PORTFOLIO TRUST ROBECO BOSTON PARTNERS INTERNATIONAL EQUITY FUND	35.483
384	D	ROBECO UMBRELLA FUND I N.V.	238.968
3.939	D	ROCHE U.S. RETIREMENT PLANS MASTER TRUST	435.761
3.940	D	ROCHE U.S. RETIREMENT PLANS MASTER TRUST	1.410.789
4.181	D	ROCKEFELLER - KING FAMILY 2012	10.200
454	D	ROCKEFELLER & CO., INC	1.717.344
4.187	D	ROCKEFELLER BALANCED FUND, L.P.	403.727
2.788	D	ROCKEFELLER CAPITAL MANAGEMENT UCIT S ICAV	195.158
231	D	ROCKEFELLER EQUITY ALLOCATION FUND	242.200
4.189	D	ROCKEFELLER GLOBAL DIVIDEND GROWTH	177.952
4.188	D	ROCKEFELLER GLOBAL EQ DIV YIELD	201.318
4.190	D	ROCKEFELLER GLOBAL EQUITY FUND I, L.	192.531
4.186	D	ROCKEFELLER GLOBAL EQUITY FUND II LP	185.978
4.185	D	ROCKEFELLER GLOBAL EQUITY FUND II QP LP	506.542
4.191	D	ROCKEFELLER GLOBAL EQUITY FUND III	1.126.760
4.192	D	ROCKEFELLER INTERNATIONAL EQUITY FUN	408.628
4.030	D	ROMAN CATHOLIC BISHOP OF SPRINGFIELD A CORPORATION SOLE	9.253
2.155	D	ROPS EURO P	1.323.542
2.125	D	ROPS-SMART INDEX EURO	535.186
308	D	ROSENBERG EUROBLOC	637.821
1.748	D	ROWF GT ACWI EX US	2.605.885
936	D	ROYAL BOROUGH OF KINGSTON UPON THAMES PE	91.228
1.048	D	ROYAL LONDON EUROPEAN GROWTH FUND	3.526.193
1.036	D	ROYAL LONDON EUROPEAN GROWTH TRUST	764.676
1.040	D	ROYAL LONDON GROUP PENSION SCHEME	138.034
1.054	D	ROYAL LONDON MUTUAL INSURANCE SOCIET LTD	68.262
341	D	RP FONDS INSTITUTIONNEL ACTIONS MAR EMER	507.933
3.840	D	RP RENDITE PLUS	69.413
1.382	D	RPL BERNSTEIN NON EQ	8.150
227	D	RRMAS 2016 BUSINESS HOLDINGS LP	17.410
2.080	D	RSRC ACTIONS	1.025.616
1.735	D	RTC EMULATION	72.854
4.104	D	RUDOLF J. COLLOREDO-MANSFELD 1999 IRREVOCABLE TRUST	1.758
3.333	D	RUSSELL COMMON CONTRACTUAL FUND	21.914

Legenda:

D: Delegante R: Rappresentato legalmente

A
82
EM

**Elenco Interventuti
(Tutti ordinati alfabeticamente)**

Assemblea Ordinaria

Badge	Titolare Tipo Rap.	Deleganti / Rappresentati legalmente	Ordinaria
3.305	D	RUSSELL INV MULTI-ASSET FACTOR EXPOSURE FUND	92.604
3.533	D	RUSSELL INVESTMENT COMPANY - RUSSELL INTERN DEVELOPED MKT	1.103.926
3.516	D	RUSSELL INVESTMENT COMPANY II PLC	326.034
3.277	D	RUSSELL INVESTMENT COMPANY IV PLC	66.231
3.251	D	RUSSELL INVESTMENT COMPANY MULTI-ASSET-GROWTH STRATEGY	42.755
3.245	D	RUSSELL INVESTMENT COMPANY MULTIFACTOR INTERNATIONAL EQUITY	129.158
3.278	D	RUSSELL INVESTMENT COMPANY PLC	820.536
3.243	D	RUSSELL INVESTMENT COMPANY RUSSELL GLOBAL	234.952
3.244	D	RUSSELL INVESTMENT COMPANY RUSSELL MULTI-STRATEGY	68.199
3.242	D	RUSSELL INVESTMENT COMPANY RUSSELL TAX-MANAGED INTL EQ FUND	947.176
3.252	D	RUSSELL INVESTMENT COMPANY TAX-MANAGED REAL ASSETS	92.775
3.286	D	RUSSELL INVESTMENT COMPANY V PLC	128.866
3.542	D	RUSSELL INVESTMENT FUNDS INTERNATIONAL DEVELOPED MARKETS	198.232
3.395	D	RUSSELL INVESTMENTS GLOBAL INFRASTRUCTURE POOL	2.088.326
3.577	D	RUSSELL INVESTMENTS GLOBAL LISTED INFRASTRUCTRE FUND -	300.134
3.287	D	RUSSELL INVESTMENTS INSTITUTIONAL FUNDS PLC	35.490
4.023	D	RUSSELL INVESTMENTS INSTITUTIONAL FUNDS, LLC GLOBAL EQUITY PLUS	11.165
4.022	D	RUSSELL INVESTMENTS INSTITUTIONAL FUNDS, LLC GLOBAL LISTED INFRA	693.266
4.021	D	RUSSELL INVESTMENTS INSTITUTIONAL FUNDS, LLC INTERNATIONAL EQUIT	254.601
3.591	D	RUSSELL INVESTMENTS INTERNATIONAL SHARES FUND	46.644
3.572	D	RUSSELL INVESTMENTS LOW CARBON GLOBAL SHARES FUND	88.919
3.397	D	RUSSELL INVESTMENTS MULTI-FACTOR INTERNATIONAL EQUITY	11.544
3.398	D	RUSSELL INVESTMENTS OVERSEAS EQUITY FUND	87.651
3.396	D	RUSSELL INVESTMENTS OVERSEAS EQUITY POOL	164.035
3.576	D	RUSSELL INVESTMENTS TAX EFFECTIVE GLOBAL SHARES FUND	176.844
3.394	D	RUSSELL INVESTMENTS YIELD OPPORTUNITIES POOL	6.441
3.157	D	RUSSELL TRUST CO COMMINGLED EMPLOYEE BENEFIT FUNDS TRUST	1.736.072
1.387	D	RWSF CIT ACWI	1.601.257
1.386	D	RWSF CIT ACWIEXUS	997.584
1.385	D	RWSF CIT EAFE	1.251.257

Legenda:

D: Delegante R: Rappresentato legalmente

**Elenco Interventuti
(Tutti ordinati alfabeticamente)**

Assemblea Ordinaria

Badge	Titolare Tipo Rap.	Deleganti / Rappresentati legalmente	Ordinaria
1.764	D	RZSF1501 GLOBAL EQ HEXEVEST	142.217
1.763	D	RZSF3001 NON US GE W BLAIR	216.592
1.762	D	RZSF3002 NON US EQ MONDRIAN	598.464
2.447	D	S. ROBSON WALTON 2009 GRAT NO. 4 ARTICLE II TRUST	19.379
2.445	D	S. ROBSON WALTON 2010 TRUST	24.511
2.665	D	S.ROBSON WALTON 1999 CHILDRENS TRUST	22.740
2.223	D	S.YTIC	30.000
3.342	D	SACRAMENTO COUNTY EMPLOYEES RETIREMENT SYSTEM	1.692.847
1.737	D	SAEF SCE PANAGORA QUAL	188.961
119	D	SAEV MASTERFONDS INKA	252.514
2.065	D	SAFRAN DYNAMIQUE	53.266
2.066	D	SAFRAN MIXTE SOLIDAIRE	10.951
2.531	D	SALIX, LLC	50.186
2.767	D	SALT RIVER PIMA-MARICOPA INDIAN COMMUNITY	55.533
2.661	D	SAMFORD UNIVERSITY	9.556
2.455	D	SAMFORD UNIVERSITY PENSION PLAN TRUST	8.901
1.363	D	SAN DIEGO COUNTY EMPLOYEES RETIREMENT ASSOCIATION	298.778
1.381	D	SAN FRANCISCO CITY AND COUNTY EMPLOYEES RETIREMENT SYSTEM	1.032.101
2.769	D	SAN MATEO COUNTY EMPLOYEES' RETIREMENT ASSOCIATION	549.102
3.119	D	SANFORD C BERNSTEIN FUND INC- TAX MANAGED INTL PTF	5.117.370
2.601	D	SANFORD C. BERNSTEIN AND CO DBT INTERNATIONAL VALUE SERIES	217.333
2.532	D	SANFORD C. BERNSTEIN AND CO DBT TAX MANAGED INTERNATIONAL BLEND SERIES	100.065
3.518	D	SANFORD C. BERNSTEIN FUND, INC. - INTERNATIONAL	2.168.260
89	D	SANLAM UNIVERSAL FUNDS PLC	14.353
1.552	D	SANTA BARBARA COUNTY EMPLOYEES RETIREMENT SYSTEM	136.236
1.321	D	SARASIN AND PARTNERS LLP	182.032
240	D	SARASIN AND PARTNERS LLP CLIEN	25.838
2.501	D	SARASIN GLOBAL DIVIDEND	664.621
2.791	D	SARASIN GLOBAL DIVIDEND (STERLING HEDGED)	521.272
2.496	D	SARASIN GLOBAL EQUITY REAL RETURN	477.000
2.495	D	SARASIN GLOBAL HIGHER DIVIDEND	2.545.690
2.792	D	SARASIN GLOBAL HIGHER DIVIDEND (STERLING HEDGED)	610.297
2.793	D	SARASIN GLOBALSAR - BALANCED (EUR)	311.300
2.794	D	SARASIN GLOBALSAR - STRATEGIC FUND A SUB FUND OF SARASIN FUNDS ICVC	366.150
2.795	D	SARASIN GLOBALSAR OPTIMA (EUR)	50.830
2.797	D	SARASIN IE DIVERSIFIED ENDOWMENTS FUND	155.907
2.798	D	SARASIN IE GLOBAL EQUITY OPPORTUNITIES (GBP)	664.378
2.807	D	SARASIN IE GLOBAL EQUITY OPPORTUNITIES (USD)	326.730
2.809	D	SARASIN IE GLOBALSAR - DYNAMIC (GBP)	1.015.000
2.848	D	SARASIN IE GLOBALSAR - DYNAMIC (USD)	348.100

Legenda:

D: Delegante R: Rappresentato legalmente

84
EM

**Elenco Intervenuti
(Tutti ordinati alfabeticamente)**

Assemblea Ordinaria

Badge	Titolare Tipo Rap.	Deleganti / Rappresentati legalmente	Ordinaria
2.849	D	SARASIN IE GLOBALSAR - INCOME (GBP)	155.000
2.850	D	SARASIN IE GLOBALSAR - STRATEGIC (EUR)	103.400
2.852	D	SARASIN IE GLOBALSAR - STRATEGIC (GBP)	123.039
2.854	D	SARASIN IE GLOBALSAR - STRATEGIC (USD)	93.400
2.498	D	SARASIN THEMATIC GLOBAL EQUITY	835.211
2.899	D	SARASIN THEMATIC GLOBAL EQUITY(STERLING HEDGED)	448.365
1.561	D	SARATOGA INTERNATIONAL EQUITY PORTFOLIO	20.900
436	D	SAS TRUSTEE CORPORATION POOLED FUND	402.840
530	D	SBC MASTER PENSION TRUST	319.913
509	D	SBC MASTER PENSION TRUST 208	194.331
1.749	D	SBSA GEFF BLACKROCK EQUITY	809.731
1.736	D	SCEF MONDRIAN	321.408
2.766	D	SCHLUMBERGER GROUP TRUST AGREEMENT	1.385.729
2.826	D	SCHLUMBERGER INTERNATIONAL STAFF RETIREMENT FUND FCP-SIF	1.100.076
1.101	D	SCHOLLER-STIFTUNGSFONDS I AKTIEN	49.321
1.475	D	SCHOOL EMPLOYEES RETIREMENT SYSTEM OF OHIO	379.700
1.474	D	SCHOOL EMPLOYEES RETIREMENT SYSTEM OF OHIO	366.502
1.118	D	SCHRODER ADVANCED BETA GLOBAL EQUITY SMA	17.759
1.115	D	SCHRÖDER GLOBAL ENHANCED INDEX FUND	66.490
1.117	D	SCHRODER GLOBAL MULTI-FACTOR EQUITY FUND	257.946
1.012	D	SCHRODER IN.P.F.ADV.GL.EQUITY.FU	45.412
17	D	SCHRODER INTERNATIONAL SELECTION FUND	2.691.075
1.119	D	SCHRODER QEP GLOBAL CORE FUND	204.074
72	D	SCHWAB FUNDAMENTAL INTER LARGE COMP IN F	844.669
3.118	D	SCHWAB FUNDAMENTAL INTERNATIONAL LARGE COMPANY INDEX ETF	3.501.961
3.117	D	SCHWAB INTERNATIONAL EQUITY ETF	9.838.108
43	D	SCHWAB INTERNATIONAL INDEX FUND	3.573.131
3.410	D	SCOTIA PRIVATE INTERNATIONAL EQUITY POOL	674.481
3.639	D	SCOTTISH WID INV SOLS F ICVC - FDAMNTL LOW VOL IND GLO EQT F	244.003
3.641	D	SCOTTISH WIDOWS INV SOL F ICVC- FUNDAMENTAL INDEX	962.455
3.646	D	SCOTTISH WIDOWS INV SOLUTIONS F ICVC- EUROPEAN (EX UK) EQ FD	1.630.061
3.644	D	SCOTTISH WIDOWS OVERSEAS GROWTH INV F ICVC - EURO GROWTH	2.281.593
3.645	D	SCOTTISH WIDOWS OVERSEAS GROWTH INV FUNDS ICVC-GLOBAL	843.665
2.913	D	SDA INTL EQUITY INDEX FD WORLD	211.448
1.486	D	SDG AND E QUALIFIED NUCLEAR DECOMMISSIONING TRUST PARTNERSHIP	116.042
187	D	SDK K3 FONDS	30.210
3.962	D	SEASONS SERIES TRUST SA MULTI-MANAGED INTERNATIONAL EQUITY PORTF	64.005

Legenda:

D: Delegante R: Rappresentato legalmente

**Elenco Interventuti
(Tutti ordinati alfabeticamente)**

Assemblea Ordinaria

Badge	Titolare Tipo Rap.	Deleganti / Rappresentati legalmente	Ordinaria
3.959	D	SEASONS SERIES TRUST SA PUTNAM ASSET ALLOCATION DIVERSIFIED GROW	38.219
1.724	D	SEATTLE CITY EMPLOYEES RETIREMENT SYSTEM	78.870
2.197	D	SEYOND ACTIONS EUROPEENNES	422.659
2.206	D	SEYOND EQUITY FACTOR INVESTING EURO	27.358
1.980	D	SEYOND EQUITY FACTOR INVESTING EUROPE	4.790
1.984	D	SEYOND EUROPE MARKET NEUTRAL	8.857
1.978	D	SEYOND EUROPE MINVOL	1.747.013
1.825	D	SEI GLOBAL INVESTMENT FUND PLC	138.515
1.939	D	SEI GLOBAL INVESTMENTS FUND PL	38.262
1.828	D	SEI GLOBAL MASTER FUND PLC - T	268.243
1.927	D	SEI GLOBAL MASTER FUND PLC STY	1.394.000
1.946	D	SEI GLOBAL MASTER FUND PLC- TH	112.983
60	D	SEI INST INV TRU SCREENED WOR EQ EX US F	40.010
46	D	SEI INST INVEST TRUST WORLD EQ EX-US FUN	506.479
52	D	SEI INST MANAG TR GLOBAL MANAG VOLAT FND	293.765
81	D	SEI INST.MAN.TRUST - MIM VOLAT.FUND	296.955
810	D	SEI INSTIT INV TRUST WORLD EQUITY EX US FD WELLING	4.147.590
65	D	SEI INSTITUT INTE TRUST INTERNAT EQTY FU	1.391.893
83	D	SEI INSTITUT.INV.TRUST WORLD SEL.EQU.FUN	267.871
112	D	SEI INSTITUTIONAL INVESTMENTS TRUST	2.169.324
1.935	D	SEI INVESTMENTS (EUROPE) LIMIT	44.470
90	D	SEI TRUST COMPANY FOR THE BENEFIT	85.133
74	D	SEI TRUST COMPANY FOR THE BENEFIT O	82.308
88	D	SEI TRUST COMPANY FOR THE BENERFIT OF SGA INTERANTIONAL EQUITY PLUS CIT	319.660
1.723	D	SEMPRA ENERGY PENSION MASTER TRUST	233.197
2.533	D	SENTINEL INTERNATIONAL FUND	94.010
2.993	D	SENTRY GLOBAL INFRASTRUCTURE FUND	1.689.050
2.992	D	SENTRY GLOBAL INFRASTRUCTURE PRIVATE TRUST	81.914
1.360	D	SEQUOIA FOUNDATION	279
3.845	D	SERVICED PLATFORM SICAV	43.301
4.025	D	SERVICES GROUP OF AMERICA INC	61.161
1.910	D	SG ACTIONS EUROPE	176.681
1.911	D	SG ACTIONS EUROPE LARGE CAP	37.958
1.896	D	SG ACTIONS EUROPE MULTIGESTION	31.829
1.868	D	SG ACTIONS INTERNATIONALES	338.506
2.123	D	SG AMUNDI ASSET MANAGEMENT	26.743
1.867	D	SG DIVERSIFIE ISR	263.890
78	D	SGA INTERNATIONAL EQUITY CIT	56.800
79	D	SGA INTERNATIONAL EQUITY FUND	5.850
1.021	D	SHBNPP EURO INDEX SECURITY MASTER INVEST	27.142
2.492	D	SHELBY COUNTY OPEB TRUST	36.053
2.493	D	SHELBY COUNTY RETIREMENT SYSTEM	193.233
1.222	D	SHELL CANADA 2007 PENSION PLAN	81.182

Legenda:

D: Delegante R: Rappresentato legalmente

**Elenco Intervenuti
(Tutti ordinati alfabeticamente)**

Assemblea Ordinaria

Badge	Titolare Tipo Rap.	Deleganti / Rappresentati legalmente	Ordinaria
1.223	D	SHELL CANADA 2007 PENSION PLAN 400	73.939
1.698	D	SHELL PENSION TRUST	167.133
1.699	D	SHELL PENSION TRUST	251.251
550	D	SHELL PENSIONS TRUST LIMITED AS TRU	1.038.395
394	D	SHELL TRUST (BERMUDA) LIMITED AS TRUSTEE OF THE SHELL INTERNATIONAL PENSION FUND	97.795
393	D	SHELL TRUST BERMUDA LTD AS TRUSTEE OF THE SHELL OVERSEAS CONTRIBUTORY PENSION FUND	739.355
2.540	D	SHIMODA HOLDINGS, LLC	2.517
358	D	SHINKO GLOBAL EQUITY INDEX MOTHER FUND	4.268
3.026	D	SHORT BROTHERS CIF TRUSTEE LIMITED	204.400
3.028	D	SHORT BROTHERS CIF TRUSTEE LIMITED	206.061
3.027	D	SHORT BROTHERS CIF TRUSTEE LIMITED C/O GROUPE INVESTISSEMENT RESPONSIBLE	25.870
2.768	D	SHRINERS HOSPITALS FOR CHILDREN	2.209.907
2.584	D	SHY LLC	41.283
1.160	D	SICAV METISS	16.000
1.126	D	SICAV MONT	125.000
3.038	D	SIGNATURE CANADIAN BALANCED FUND	568.722
3.039	D	SIGNATURE DIVIDEND FUND	199.720
3.042	D	SIGNATURE GLOBAL DIVIDEND FUND	479.300
2.919	D	SIGNATURE GLOBAL INCOME AND GROWTH FUND	1.584.600
3.035	D	SIGNATURE INCOME AND GROWTH FUND	987.632
3.041	D	SIGNATURE SELECT CANADIAN FUND	853.744
997	D	SIJOITUSRAHASTO AKTIA EUROPA	700.000
2.546	D	SILVER GROWTH FUND, LP	16.237
1.894	D	SILVER INVESCO EURO EQUITY	294.174
2.534	D	SIM GLOBAL BALANCED TRUST	2.395
1.322	D	SIM OMNIBUS SARASIN INVEST MGMT	455.901
1.976	D	SINGLE SELECT INVEST MONCEAU ACTION	100.000
3.418	D	SIR DAVID TRENCH FUND FOR RECREATION	24.197
1.755	D	SISTERS OF CHARITY OF LEAVENWORTH HEALTH SYSTEM MASTER TRUST	93.385
123	D	SIVE	181.789
93	D	SIX CIRC MAN EQ PORT INT UNCON	1.598.709
91	D	SIX CIRCLES INTERNAT UNCONSTRAIN EQ FUND	16.501.324
92	D	SIX CIRCLES MANAGED EQUITY POR	184.068
3.833	D	SK EUROPA	450.000
3.831	D	SK THEMEN	200.000
3.832	D	SK WELT	400.000
3.002	D	SL MFS LOW VOL INTL EQ FD	14.420
1.430	D	SLI EUROPEAN EQUITIES FUND	154.989
1.431	D	SLI EUROPEAN EQUITY UNCONSTRAINED	128.847
1.427	D	SLI GBL SICAV CON EU EQ IN FD	69.230
1.428	D	SLI GLOBAL ABSOLUTE RET STRATEGIES	2.408.043

Legenda:

D: Delegante R: Rappresentato legalmente

Pagina

h
EA
EM

**Elenco Intervenuti
(Tutti ordinati alfabeticamente)**

Assemblea Ordinaria

Badge	Titolare Tipo Rap.	Deleganti / Rappresentati legalmente	Ordinaria
1.429	D	SLI GLOBAL EQUITIES FUND	218.872
1.426	D	SLI SICAV GBL FOCUSED STRATEGIES FD	124.267
2.889	D	SLIC - EUROPEAN EQUITY GROWTH FUND	367.401
2.890	D	SLIC - GLOBAL EQUITY INCOME FUND	507.586
2.898	D	SLIC II - STANDARD LIFE INVESTMENTS	1.367.064
2.535	D	SLW PORTFOLIO LLC	59.658
1.875	D	SMITH GROUP GLOBAL LARGE CAP	21.100
3.438	D	SO CA UPCW UNIONS AND FOOD EMPLOYERS JOINT PENSION TRUST	404.521
2.952	D	SOCIALLY RESPONSIBLE DEVELOPED MARKETS FUNDAMENTAL INDEX CTF	12.993
278	D	SODIUM 1	752.976
1.892	D	SOGECAP AP LOW CARBON	136.737
3.230	D	SOJECCI II LTEE	55.000
2.924	D	SOLARI LANE TRUST	52.630
2.149	D	SOLIDARITE	23.725
1.065	D	SONDERVERMOEGEN ALLIANZ ADAC AV FONDS	20.454.191
1.068	D	SONDERVERMOEGEN ALLIANZ RFG FONDS	743.580
1.070	D	SONDERVERMOEGEN ALLIANZ VGI 1 FONDS	142.747
1.072	D	SONDERVERMOEGEN ALLIANZ VKA FONDS	1.279.010
1.060	D	SONDERVERMOEGEN ALLIANZGI-FONDS VBE	463.819
1.100	D	SONDERVERMOEGEN FONDS CCS	26.185
1.061	D	SONDERVERMOEGEN ALLIANZGI-FONDS DEW-CO	75.246
1.062	D	SONDERVERMOEGEN ALLIANZGI-FONDS DHCO	68.692
1.064	D	SONDERVERMOEGEN ALLIANZGI-FONDS DSW-CO	119.374
1.063	D	SONDERVERMOEGEN ALLIANZGI-FONDS DSW-DREFO	49.754
1.074	D	SONDERVERMOEGEN ATLAS GI	33.830
1.076	D	SONDERVERMOEGEN AVAW	234.070
1.077	D	SONDERVERMOEGEN AVS-MF	38.453
1.097	D	SONDERVERMOEGEN FONDS VKV	538.760
1.098	D	SONDERVERMOEGEN INKA LUCK FONDS	279.999
1.095	D	SONDERVERMOEGEN PKMF INKA	198.189
1.073	D	SONDERVERMOEGEN TINIESA	262.100
1.096	D	SONDERVERMOEGEN VIM	79.868
1.547	D	SOUTH CAROLINA RETIREMENT SYSTEMS GROUPTRUST	53.819
1.497	D	SOUTH DAKOTA RETIREMENT SYSTEM	908.825
515	D	SOUTHERN COMPANY SYSTEM MASTER RETIREMEN	1.577.883
1.323	D	SP LLP UK CHARITIES CLIENTS AC	4.947.567
2.383	D	SPARTAN GROUP TRUST FOR EMPLOYEE BENEFIT PLANS	2.871.052
1.690	D	SPARTAN INTL INDEX	15.689.762
3.564	D	SPDR DJ EURO STOXX 50 ETF	4.902.284
3.549	D	SPDR MSCI ACWI EX-US ETF	485.660
3.299	D	SPDR MSCI EAFE STRATEGICFACTORS ETF	111.842
3.162	D	SPDR MSCI WORLD QUALITY MIX FUND	1.302
3.300	D	SPDR MSCI WORLD STRATEGICFACTORS ETF	2.134

Legenda:

D: Delegante R: Rappresentato legalmente

**Elenco Interventuti
(Tutti ordinati alfabeticamente)**

Assemblea Ordinaria

Badge	Titolare Tipo Rap.	Deleganti / Rappresentati legalmente	Ordinaria
3.551	D	SPDR PORTFOLIO DEVELOPED WORLD EX-US ETF	1.996.960
3.298	D	SPDR PORTFOLIO MSCI GLOBAL STOCK MARKET ETF	30.509
3.550	D	SPDR S&P GLOBAL INFRASTRUCTURE ETF	1.376.623
3.569	D	SPDR S+P WORLD EX AUSTRALIA FUND	25.700
3.563	D	SPDR STOXX EUROPE 50 ETF	140.061
1.635	D	SPRUCEGROVE NONUS EQUITY LLCLC	70.964
1.535	D	SRP AQR	342.460
3.474	D	SS BK AND TRUST COMPANY INV FUNDS FOR TAXEXEMPT	35.577.363
3.477	D	SS FTSE DEV COMPREHENSIVE FACTOR IND NON-	37.993
3.475	D	SSGA ACWI INTEGR ALPHA SELECT NON-LENDING QP COMMON	30.931
3.481	D	SSGA ALL COUNTRY W EX-US INTEGR ALPHA SEL NON-LEND COMM TR F	130.632
3.476	D	SSGA FTSE RAFI DEVELOPED 1000 INDEX NON-LENDING COMMON	70.678
4.024	D	SSGA MSCI ACWI EX-USA INDEX NON-LENDING DAILY TRUST	181.067
3.482	D	SSGA MSCI EUROPE SCREENED INDEX NON-LENDING COMMON	805.242
3.416	D	SSGA SPDR ETFS EUROPE I PUBLIC LIMITED COMPANY	824.879
3.417	D	SSGA SPDR ETFS EUROPE II PUBLIC LIMITED COMPANY	3.513.425
3.735	D	ST BEW S.A. BEL.POOLS GLOB.EQ. FACTOR FUND	349.494
443	D	STANDARD CHARTERED BANK HONG KONG RETIRE	22.246
2.887	D	STANDARD LIFE ASSURANCE LIMITED	15.621.196
238	D	STANDARD LIFE INVESTMENTS	9.273
4.026	D	STANDARD LIFE INVESTMENTS GLOBAL ABSOLUTE RETURN STRATEGIES MAST	343.056
2.936	D	STANDARD LIFE INVESTMENTS LIABILITY SOLUTIONS ICAV	180.441
2.926	D	STANDARD LIFE WEALTH ACER FUND CITIBANK INTERNATIONAL PLC	66.313
2.967	D	STANDARD LIFE WEALTH FALCON FUND	561.647
2.950	D	STANDARD LIFE WEALTH GLOBAL EQUITY INCOME FUND	47.583
237	D	STANDARD LIFE WEALTH INTERNATIONAL	487.770
234	D	STANDARD LIFE WEALTH INTERNATIONAL LTD	119.883
2.765	D	STANISLAUS COUNTY EMPLOYEES' RETIREMENT ASSOCIATION 832	481.900
1.473	D	STANLEY LSV STANLEY BLACK AND DECKER INC PENSION MASTER TRUST	115.700
1.533	D	STATE BOARD OF ADMINISTRATION OF FLORIDA	184.247
713	D	STATE FARM INSURANCE CO EMPLOYEE RETIREM	1.698.117
3.192	D	STATE OF ALASKA RETIREMENT AND BENEFITS PLANS	412.675
3.525	D	STATE OF ALASKA RETIREMENT AND BENEFITS PLANS	1.773.213
565	D	STATE OF CALI SAV PLUS PROG MASTER TRUST	8.852
3.541	D	STATE OF MINNESOTA	5.256.054
3.332	D	STATE OF MONTANA BOARD OF INVESTMENTS	397.063
3.555	D	STATE OF MONTANA BOARD OF INVESTMENTS	120.941

Legenda:

D: Delegante R: Rappresentato legalmente

**Elenco Interventuti
(Tutti ordinati alfabeticamente)**

Assemblea Ordinaria

Badge	Titolare Tipo Rap.	Deleganti / Rappresentati legalmente	Ordinaria
3.335	D	STATE OF NEW JERSEY COMMON PENSION FUND D	4.205.775
730	D	STATE OF NEW MEXICO STATE INVEST COUNCIL	2.129.343
1.498	D	STATE OF SOUTH DAKOTA	77.033
2.398	D	STATE OF UTAH SCHOOL AND INSTITUTIONAL TRUST FUNDS TRUST FUNDS	143.200
1.407	D	STATE OF WISCONSIN INVESTMENT BOARD	42.886
1.665	D	STATE OF WISCONSIN INVESTMENT BOARD	380.758
1.666	D	STATE OF WISCONSIN INVESTMENT BOARD	2.769.424
1.667	D	STATE OF WISCONSIN INVESTMENT BOARD	1.831.025
1.668	D	STATE OF WISCONSIN INVESTMENT BOARD	400.704
662	D	STATE OF WYOMING	455.278
3.480	D	STATE STREET ALL-WRLD TOTL MKT CORE FTRS NON-LENDING COM TR	27.144
2.790	D	STATE STREET GLOBAL ADVISORS GROSS ROLL UP UNIT TRUST	182.869
3.488	D	STATE STREET GLOBAL ADVISORS LUXEMBOURG SICAV	4.245.289
3.289	D	STATE STREET GLOBAL ALL CAP EQUITY EX-US INDEX PORTFOLIO	739.565
3.579	D	STATE STREET GLOBAL EQUITY FUND	200.832
3.590	D	STATE STREET GLOBAL INDEX PLUS TRUST	124.414
3.290	D	STATE STREET INTERNATIONAL DEVELOPED EQUITY	2.046.180
3.592	D	STATE STREET INTERNATIONAL EQUITIES INDEX TRUST	257.258
3.517	D	STATE STREET INTERNATIONAL STOCK SELECTION FUND	184.871
3.415	D	STATE STREET IRELAND UNIT TRUST	846.268
3.580	D	STATE STREET LOW CARBON ESG INTERNATIONAL	13.647
3.479	D	STATE STREET RAFI DEVELOP EX-US INDEX NON-LENDING COMMON	18.859
3.478	D	STATE STREET SP GLO INFRA INDEX NON-LENDING COMMON	1.569.393
3.484	D	STATE STREET TOTAL RETURN V.I.S. FUND	23.292
2.806	D	STATE TEACHERS RETIREMENT SYSTEM OF OHIO	10.791.414
2.649	D	STATE UNIVERSITIES RETIREMENT SYSTEM	1.792.896
2.979	D	STATERA MASTER INVESTORS (CAYMAN) L.P.	33
1.176	D	STAUBLI 50 50 CREDIT MUTUEL FCPE	15.000
1.175	D	STAUBLI 80 20 CREDIT MUTUEL FCPE	10.000
2.448	D	STEUART L. WALTON FAMILY TRUST UAD 3/19/13	30.928
1.359	D	STEWARDSHIP FOUNDATION	3.655
3.733	D	STG PFDS ACHMEA MANDAAT BLACKROCK	408.587
3.729	D	STG PFDS CORP EXPRESS MANDAAT ALLIANCE CAPITA	43.957
315	D	STICHT BEDRIJFST FONDS VOOR DE MEDIA PNO	678.278
318	D	STICHTING AHOLD DELHAIZE PENSIOEN	641.034
2.951	D	STICHTING ALGEMEEN PENSIOENFONDS	331.326
377	D	STICHTING ASR BEWAARDER	48.949
1.685	D	STICHTING BEDRIJFSPENSIOENFONDS	576.360
1.325	D	STICHTING BEDRIJFSTAKPENSIOENFONDS	421.183
2.832	D	STICHTING BEDRIJFSTAKPENSIOENFONDS VOOR DE	3.473.960

Legenda:

D: Delegante R: Rappresentato legalmente

h
90
EH

170

**Elenco Intervenuti
(Tutti ordinati alfabeticamente)**

Assemblea Ordinaria

Badge	Titolare Tipo Rap.	Deleganti / Rappresentati legalmente	Ordinaria
		DETAILHANDEL	
1.661	D	STICHTING BEDRIJFSTAKPENSIOENFONDS VOOR DEZOETWARENINDUSTRIE	326.173
1.769	D	STICHTING BEDRIJFSTAKPENSIOENFONDS VOOR DEZOETWARENINDUSTRIE EUROPAWEG	428.092
2.823	D	STICHTING BEDRIJFSTAKPENSIOENFONDS VOOR HET BEROEPSVERVOER OVER DE WEG	601.023
2.827	D	STICHTING BEDRIJFSTAKPENSIOENFONDS VOOR HET LEVENSMIDDELENBEDRIJF	255.460
2.822	D	STICHTING BEDRIJFSTAKPENSIOENFONDS VOOR HET SCHOONMAAK EN GLAZENWASSER SBEDRIJF	322.368
2.825	D	STICHTING BEDRIJFSTAKPENSIOENFONDS ZORGVERZEKERAARS	480.938
1.466	D	STICHTING BEWAAREDER ACHMEA BELEGGINGSPOLS AIM AWW E7AFZ026002	1.401.413
2.647	D	STICHTING BLUE SKY LIQUID ASSET FUNDS	916.606
2.375	D	STICHTING DELA DEPOSITARY AND MANAGEMENT OUDE STADSGRACHT	497.504
376	D	STICHTING DEPOSITARY APG DEVELOPED	1.910.651
1.380	D	STICHTING DEPOSITARY APG DEVELOPED MARKETS EQUITY POOL	6.011.478
2.412	D	STICHTING HEINEKEN PENSIOENFONDS	521.955
2.739	D	STICHTING INSTITUUT GAK	58.474
3.736	D	STICHTING J.E. ASR ES G INDEXPLUS INST. FONDSSEN INZAKE EUROPA	1.115.397
912	D	STICHTING JURIDISCH EIGENAAR ACTIAM	2.741.039
2.876	D	STICHTING MN SERVICES	5.537.958
2.883	D	STICHTING MN SERVICES AANDELENFONDS EUROPA	794.509
2.420	D	STICHTING PENSIOENFONDS APF	51.902
2.378	D	STICHTING PENSIOENFONDS ING	346.642
555	D	STICHTING PENSIOENFONDS MEDISCH SPECIALI	88.320
3.734	D	STICHTING PENSIOENFONDS PGB	629.159
3.979	D	STICHTING PENSIOENFONDS PGB MANNUMERIC-GLOBAL DEVELOPED MULTI FACTOR	1.361.957
3.731	D	STICHTING PENSIOENFONDS PGB UBS- GLOBAL EQUAL WEIGHTED EQUITY	190.443
3.730	D	STICHTING PENSIOENFONDS PGB UBS- MSCI EUROPE EQUITY PASSIVE	3.825.309
2.414	D	STICHTING PENSIOENFONDS SAGITTARIUS	293.702
1.695	D	STICHTING PENSIOENFONDS VAN DE ABN	715.382
2.415	D	STICHTING PENSIOENFONDS VAN DE METALEKTRO (PME)	4.456.047
707	D	STICHTING PENSIOENFONDS VOOR HUISARTSEN	269.468
3.349	D	STICHTING PENSIOENFONDS WERK- EN (RE)INTEGRATIE	1.396.666
3.978	D	STICHTING PENSIOENFONDS WONEN	203.705
2.877	D	STICHTING PENSIOENFONDS METAAL EN TECHNIEK MN	1.500.682

Legenda:

D: Delegante R: Rappresentato legalmente

**Elenco Interventuti
(Tutti ordinati alfabeticamente)**

Assemblea Ordinaria

Badge	Titolare, Tipo Rap.	Deleganti / Rappresentati legalmente	Ordinaria
		SERVICES	
2.905	D	STICHTING PGGM DEPOSITARY	15.668.010
3.634	D	STICHTING PHILIPS PENSIOENFONDS	1.300.416
383	D	STICHTING SHELL PENSIOENFONDS	1.653.927
1.326	D	STICHTING SPOORWEGPENSIOENFONDS	50.772
3.732	D	STICHTING TELEGRAAF PENSIOENFONDS 1959	131.545
1.140	D	STOCKS FINANCES	1.150
2.664	D	STP NUCLEAR OPERATING COMPANY RETIREMENT TRUST	2.893
258	D	STRATEGIC INTERNATIONAL EQUITY FUND	119.047
2.340	D	STRATEGY SICAV	41.996
2.011	D	STRUCTURA	3.639
1.299	D	SUBSIDIZED SCHOOLS P FUND NORTHERN	83.275
1.262	D	SUBSIDIZED SCHOOLS PROVIDENT FUND	40.079
614	D	SUEBIA FONDS	682.452
161	D	SUEWE COFONDS	200.000
2.953	D	SUN LIFE GLOBAL INVESTMENTS (CANADA) INC C/O ISS	208.338
3.284	D	SUNAMERICA SERIES TRUST - SA FIDELITY INST AM INT GROWTH	517.500
3.965	D	SUNAMERICA SERIES TRUST - SA INTERNATIONAL INDEX PORTFOLIO	267.270
3.963	D	SUNAMERICA SERIES TRUST SA BLACKROCK VCP GLOBAL MULTI ASSET PORT	20.926
3.960	D	SUNAMERICA SERIES TRUST SA JPM DIVERSIFIED BALANCED PORTFOLIO	55.309
3.964	D	SUNAMERICA SERIES TRUST- SA SCHRODERS VCP GLOBAL ALLOCATION PORT	14.755
3.961	D	SUNAMERICA SERIES TRUST-SA GOLDMAN SACHS MULTI-ASSET INSIGHT PRT	812
3.958	D	SUNAMERICA SERIES TRUST-SA LEGG MASON TACTICAL OPPORTUNITIES PO	1.479
3.419	D	SUNSUPER SUPERANNUATION FUND	492.201
3.585	D	SUNSUPER SUPERANNUATION FUND	2.691.331
500	D	SUPER FUNDS MANAG CORP SOUTH AUSTRALIA	1.071.069
479	D	SUPERANNUATION FUNDS MANAGEMENT COR	126.000
490	D	SUPERANNUATION FUNDS MANAGEMENT CORP	13.231
489	D	SUPERANNUATION FUNDS MANAGEMENT CORPORAT	61.001
3.750	D	SUPPLEMENTAL RETIREMENT PLAN OFTHE BUSINESS DEVELOPMENT BANK OF	17.400
2.593	D	SUSTAINABLE INSIGHT GLOBAL ESG PASSIVE PLUS FUND LLC	3.576
344	D	SWISS LIFE LUXEMBOURG SA	475.720
1.083	D	SWISS NATIONAL BANK	29.573.222
1.091	D	SWISSCANTO ASSET MANAGEMENT AG	3.381.387
1.248	D	SYCAMORE INVESTMENT CO LP	29.271
2.974	D	SYKEHJELPS-OG PENSJONSORDNING FOR LEGER	13.556

Legenda:

D: Delegante R: Rappresentato legalmente

**Elenco Intervenuti
(Tutti ordinati alfabeticamente)**

Assemblea Ordinaria

Badge	Titolare Tipo Rap.	Deleganti / Rappresentanti legalmente	Ordinaria
3.778	D	SYMMETRY US EQUITY FUND	58.150
771	D	SZKB STRATEGIEFONDS AUSGEWOGEN CREDIT SUISSE FUNDS AG	48.606
769	D	SZKB STRATEGIEFONDS WACHSTUM CREDIT SUISSE FUNDS AG	40.698
510	D	T ROWE PRICE INTERNATIONAL EQUITY INDEX	568.905
10	D	T. ROWE PRICE FUNDS SICAV	9.966
644	D	T. ROWE PRICE GLOBAL EQUITY FUND	8.823
2.267	D	TA-ITA AZIONI	55.138
3.991	D	TALCOTT RESOLUTION LIFE INSURANCE COMPANY	64.647
2.813	D	TAMESIDE METROPOLITAN BOROUGH COUNCIL AS THE ADMINISTERING AUTHORITY OF THE GREATER MANCHESTER PENSION FUND	454.551
3.266	D	TANGERINE BALANCED GROWTH PORTFOLIO	127.058
3.264	D	TANGERINE BALANCED INCOME PORTFOLIO	20.259
3.265	D	TANGERINE BALANCED PORTFOLIO	132.741
3.267	D	TANGERINE EQUITY GROWTH PORTFOLIO	143.880
2.313	D	TASPLAN SUPERANNUATION FUND	261.074
3.235	D	TAX - MANAGED INTERNATIONAL EQUITY PORTFOLIO	29.175
468	D	TCORPIM INTERNATIONAL SHARE (UNHEDGED) F	90.533
491	D	TCORPIM INTERNATIONAL SHARE (UNHEDGED) F	386.086
3.801	D	TD EMERALD INTERNATIONAL EQUITYINDEX FUND	1.751.277
3.804	D	TD EUROPEAN INDEX FUND	54.252
3.806	D	TD INTERNATIONAL EQUITY INDEX ETF	24.553
3.802	D	TD INTERNATIONAL GROWTH FUND	7.474.978
3.803	D	TD INTERNATIONAL INDEX FUND	318.786
3.805	D	TD INTERNATIONAL STOCK FUND	1.162.400
3.807	D	TD Q GLOBAL MULTIFACTOR ETF	4.496
1.514	D	TEA BLACKROCK INC INTL	1.999.912
3.423	D	TEACHER RETIREMENT SYSTEM OF TEXAS	10.847.822
3.199	D	TEACHERS INSURANCE AND ANNUITY ASSOCIATION OF	2.834
2.397	D	TEACHERS RETIREMENT SYSTEM OF OKLAHOMA	1.299.358
1.721	D	TEACHERS' RETIREMENT SYSTEM OF LOUISIANA	129.239
1.722	D	TEACHERS' RETIREMENT SYSTEM OF LOUISIANA	1
3.104	D	TEACHERS' RETIREMENT SYSTEM OF THE STATE OF ILLINOIS	1.761.514
3.105	D	TEACHERS' RETIREMENT SYSTEM OF THE STATE OF ILLINOIS	3.382.127
2.148	D	TECHNIP DYNAMIQUE	75.767
2.147	D	TECHNIP EQUILIBRE	86.273
456	D	TELSTRA SUPERANNUATION SCHEME	49.989
485	D	TELSTRA SUPERANNUATION SCHEME	644.992
4.196	D	TENEDORA SELECTA, S.A.	4.866
4.034	D	TENNESSEE CONSOLIDATED RETIREMENT SYSTEM	601.258
4.035	D	TENNESSEE CONSOLIDATED RETIREMENT SYSTEM	6.114.351
1.544	D	TENNESSEE VALLEY AUTHORITY RETIREMENT SYSTEM	25.682
1.545	D	TENNESSEE VALLEY AUTHORITY RETIREMENT SYSTEM	8.786

Legenda:

D: Delegante R: Rappresentato legalmente

1
B
EM

**Elenco Interventuti
(Tutti ordinati alfabeticamente)**

Assemblea Ordinaria

Badge	Titolare Tipo Rap.	Deleganti / Rappresentati legalmente	Ordinaria
1.546	D	TENNESSEE VALLEY AUTHORITY RETIREMENT SYSTEM	181.381
1.255	D	TERREBONNE INVESTMENTS, L.P.	230.868
2.096	D	TESLA POCHE ACTIONS	76.244
3.992	D	TEXAS MUNICIPAL RETIREMENT SYSTEM	1.126.492
3.993	D	TEXAS MUNICIPAL RETIREMENT SYSTEM	486.319
1.389	D	TEXAS UTILITIES QUAL NDT PARTNERSHIP	11.941
554	D	TFL PENSION FUND	1.546.579
1.745	D	TGWF PANAGORA INTL EQ	17.715
3.485	D	THE AB PORTFOLIOS - AB ALL MARKET TOTAL RETURN PORTFOLIO	195.283
3.486	D	THE AB PORTFOLIOS - AB CONSERVATIVE WEALTH STRATEGY	36.979
106	D	THE ADVISORS' INNER CIRCLE FUND CORNER STONE ADVISORS GLOBAL PUBLIC EQUITY FUND	27.449
3.205	D	THE ALPHAGEN EUROPEAN BEST IDEAS FUND, LLC	715.831
1.562	D	THE AMERICAN UNIVERSITY IN CAIRO	7.542
4.210	D	THE ANNA SHIELDS HAMLET 1963 TRUST	6.551
4.167	D	THE ANNA SHIELDS HAMLET 1967 TRUST	16.703
3.076	D	THE ARROWSTREET COMMON CONTRACTUAL FUND	2.858.653
2.479	D	THE AVI CHAI FOUNDATION	14.470
1.554	D	THE BANK OF KOREA	595.155
1.669	D	THE BANK OF KOREA	7.299
1.670	D	THE BANK OF KOREA	2
1.218	D	THE BANK OF NEW YORK MELLON EMPLOYEE BENEFIT COLLECTIVE INVESTMENT FUND PLAN	6.212.840
556	D	THE BARCLAYS BANK UK RETIREMENT FUND	66.144
2.418	D	THE BOARD OF THE PENSION PROTECTION FUND RENAISSANCE	205.402
470	D	THE BOEING COMPANY EMPLOYEE RETIREMENT P	1.150.334
471	D	THE BOEING COMPANY EMPLOYEE RETIREMENT P	805.510
3.031	D	THE BOMBARDIER TRUST (UK)	117.000
3.032	D	THE BOMBARDIER TRUST (UK)	24.638
3.033	D	THE BOMBARDIER TRUST (UK)	193.399
1.395	D	THE BOSTON COMPANY ASSET MANAGEMENT	122.654
1.281	D	THE BOSTON COMPANY INC POOLED EMPLOYEE INTERNATIONAL EQUITY FUND	166.827
4.199	D	THE BRIAN A. ANDERSON TRUST - 1976	13.924
1.038	D	THE BRUNNER INVESTMENT TRUST PLC	1.494.864
2.453	D	THE BUILDERS INITIATIVE INC	180.288
3.757	D	THE CALGARY FOUNDATION	110.408
3.751	D	THE CANADA LIFE ASSURANCE COMPANY	169.810
945	D	THE CAR CARE PENSION PLAN	36.318
2.520	D	THE CHINESE UNIVERSITY OF HONG KONG STAFF SUPERANNUATION SCHEME	2.917
1.286	D	THE COMMONWEALTH FUND	60.043

Legenda:

D: Delegante R: Rappresentato legalmente

179

21

**Elenco Interventuti
(Tutti ordinati alfabeticamente)**

Assemblea Ordinaria

Budget	Titolare Tipo Rap.	Deleganti / Rappresentati legalmente	Ordinaria
1.319	D	THE CONSOLIDATED EDISON PENSION PLAN MASTER TRUST	2.022.310
3.043	D	THE ENDEAVOUR II FUND	21.993
4.168	D	THE ETTINGER FOUNDATION, INC.	7.255
1.419	D	THE EUROPEAN CENTRAL BANK	419.063
4.204	D	THE EYE EAR FOUNDATION OF PITTBURGH	25.250
1.327	D	THE FALKLAND ISLANDS GOVERNMENT FALKLAND ISLANDS GOVERNMENT GROWTH FUND	279.643
1.328	D	THE FALKLANDS ISLANDS GOVERNMENT	205.222
4.107	D	THE FREEBAIRN CHARITABLE LEAD ANNUITY TRUST	6.922
4.143	D	THE FREEMAN FOUNDATION	597.573
3.923	D	THE GENERAL MOTORS CANADA HOURLY PLAN TRUST	58.163
3.791	D	THE GLENCORE CANADIAN PENSION FUNDS TRUST-FOREIGN EQUITY FUND	55.200
1.631	D	THE GOVERNMENT EMPLOYEES PENSION FUND GEPEF	312.557
2.975	D	THE GRAUSTEIN TRUSTS PARTNERSHIP	10.499
3.762	D	THE GREAT-WEST LIFE ASSURANCE COMPANY	118.400
2.976	D	THE GUILFORD GLAZER NON-EXEMPT MARITAL TRUST	80.530
2.949	D	THE HARBORWALK PRIVATE TRUST - THEINTERNATIONAL EQUITY FUND	59.140
4.198	D	THE HARLAN E. ANDERSON FOUNDATION	15.693
2.984	D	THE HARRY L. BRADLEY JR. TRUSTS MASTER INVESTMENT PARTNERSHIP LLP C/O JACOBUS WEALTH MANAGEMENT	117.869
3.928	D	THE HARTFORD BALANCED FUND	219.126
3.929	D	THE HARTFORD GLOBAL REAL ASSET FUND	102.563
1.300	D	THE HARTFORD RETIREMENT PLAN TRUST FOR US EMPLOYEES	137.978
2.707	D	THE HEALTH FOUNDATION	293.984
1.264	D	THE HODSON TRUST	102.096
4.141	D	THE HOPI TRIBE	13.276
526	D	THE INCOME FUND OF AMERICA	196.520.535
2.562	D	THE JBUT MASTER INVESTMENT PARTNERSHIP LLP C/O JACOBUS WEALTH MANAGEMENT	13.127
2.985	D	THE JBUT MASTER INVESTMENT PARTNERSHIP LLP C/O JACOBUS WEALTH MANAGEMENT	276.873
2.497	D	THE JUNIPER FUND	679.760
16	D	THE JUPITER GLOBAL FUND SICAV	200.625
741	D	THE KATHERINE MOORE REVOCABLE TRUST	15.133
4.171	D	THE KRIMENDAHL/SAINT-AMAND FOUNDATION	11.261
2.698	D	THE LEVERHULME TRUST	300.286
2.699	D	THE LEVERHULME TRUST	1.046.511
1.230	D	THE MANUFACTURERS LIFE INSURANCE COMPANY	37.557
44	D	THE MASTER TRUST BANK OF JAPAN LTD	36.238
45	D	THE MASTER TRUST BANK OF JAPAN LTD	137.876
64	D	THE MASTER TRUST BANK OF JAPAN LTD	31.868
67	D	THE MASTER TRUST BANK OF JAPAN LTD	49.720

Legenda:

D: Delegante R: Rappresentato legalmente

**Elenco Interventi
(Tutti ordinati alfabeticamente)**

Assemblea Ordinaria

Badge	Titolare Tipo Rap.	Deleganti / Rappresentati legalmente	Ordinaria
70	D	THE MASTER TRUST BANK OF JAPAN LTD	5.300
80	D	THE MASTER TRUST BANK OF JAPAN LTD	54.537
82	D	THE MASTER TRUST BANK OF JAPAN LTD	15.067
95	D	THE MASTER TRUST BANK OF JAPAN LTD	14.032
101	D	THE MASTER TRUST BANK OF JAPAN LTD	360.037
103	D	THE MASTER TRUST BANK OF JAPAN LTD	141.178
108	D	THE MASTER TRUST BANK OF JAPAN LTD	742.724
542	D	THE MASTER TRUST BANK OF JAPAN LTD	9.362.051
562	D	THE MASTER TRUST BANK OF JAPAN LTD	16.046.071
624	D	THE MASTER TRUST BANK OF JAPAN LTD	4.538.628
646	D	THE MASTER TRUST BANK OF JAPAN LTD	4.933
649	D	THE MASTER TRUST BANK OF JAPAN LTD	605.155
650	D	THE MASTER TRUST BANK OF JAPAN LTD	282.161
669	D	THE MASTER TRUST BANK OF JAPAN LTD	137.132
670	D	THE MASTER TRUST BANK OF JAPAN LTD	5.913
671	D	THE MASTER TRUST BANK OF JAPAN LTD	3.597.991
965	D	THE MASTER TRUST BANK OF JAPAN LTD	142.198
557	D	THE MASTER TRUST BANK OF JAPAN, LTD. AS TRUSTEE FOR MUTB400045792	4.853.457
3.186	D	THE MASTER TRUST BK OF JP LTD ATF INVESCO OVERSEAS EQ OPEN M	9.641
3.161	D	THE MASTER TRUST BK OF JP LTD: HITACHI FOREIGN EQ INDEX MF	211.090
3.195	D	THE MASTER TRUST BK OF JP LTD: RUSSELL GLB ENVIR TECH FUND	18.309
3.187	D	THE MASTER TRUST BK OF JP RE F RUSSELL INV (JP) INTL EQUITY F	58.686
2.499	D	THE MAZENER FUND	345.804
4.055	D	THE METHODIST HOSPITAL	378.100
648	D	THE NATIONAL FARMERS UNION MUTUAL INS LINK PEN	75.110
1.295	D	THE NATURE CONSERVANCY WORLDWIDE OFFICE	41.645
1.906	D	THE NOMURA TRUST AND BANKING C	78.622
2.895	D	THE NOMURA TRUST AND BANKING CO LTD	469.367
2.896	D	THE NOMURA TRUST AND BANKING CO LTD	18.148
2.726	D	THE NORTHERN TRUST COMPANY SUB-ADVISED COLLECTIVE FUNDS TRUST	4.470.319
1.717	D	THE OPEC FUND FOR INTERNATIONAL DEVELOPMENT	367
3.790	D	THE PENSION PLAN FOR EMPLOYEES OF MARINE ATLANTIC INC.	81.153
1.039	D	THE PRUDENTIAL ASSURANCE COMPANY LTD	612.349
3.312	D	THE PRUDENTIAL INSURANCE COMPANY OF AMERICA	647.749
1.652	D	THE PRUDENTIAL SERIES FUND GLOBAL PORTFOLIO	280.300
1.368	D	THE PRUDENTIAL SERIES FUND NATURAL RESOURCES PORTFOLIO	396.125
2.611	D	THE PUBLIC INSTITUTION FOR SOCIAL SECURITY	581.871

Legenda:

D: Delegante R: Rappresentato legalmente

**Elenco Interventuti
(Tutti ordinati alfabeticamente)**

Assemblea Ordinaria

Badge	Titolare Tipo Rap.	Deleganti / Rappresentati legalmente	Ordinaria
2.612	D	THE PUBLIC INSTITUTION FOR SOCIAL SECURITY	617.500
2.613	D	THE PUBLIC INSTITUTION FOR SOCIAL SECURITY	435.091
3.001	D	THE PUBLIC INSTITUTION FOR SOCIAL SECURITY	533.811
3.220	D	THE REGENTS OF THE UNIVERSITY OF CALIFORNIA	3.838.993
3.015	D	THE REPRESENTATIVE CHURCH BODY	170.587
3.514	D	THE RETIREMENT ANN PL FOR EMPL OF THE ARMY & AIR FORCE EX	493.589
1.775	D	THE ROMAN CATHOLIC ARCHBISHOP OF LOS ANGELES	243.395
4.113	D	THE ROSFAM 2009 TRUST	5.398
1.215	D	THE ROYAL BANK OF SCOTLAND PLC AS TRUSTEE OF THE BLACKROCK BALANCED PORTFOLIO FND	650.000
3.759	D	THE ROYAL INST FOR THE ADVANCEMENT OF LEARNING MCGILL UNIVERSITY	52.195
3.058	D	THE SHAKESPEARE HEAD FUND	117.561
4.146	D	THE STARR FOUNDATION	339.167
1.673	D	THE STATE OF CONNECTICUT	61.260
1.548	D	THE STATE OF CONNECTICUT ACTING THROUGH ITS TREASURER	1.515.290
1.674	D	THE STATE OF CONNECTICUT ACTING THROUGH ITS TREASURER	89.100
4.075	D	THE STATE OF NEVADA	39.720
1.280	D	THE STELLAR FUND	91.518
1.396	D	THE SULTANATE OF OMAN MINISTRY OF DEFENCE PENSION FUND	293.615
4.193	D	THE THOMPSON FAMILY FOUNDATION	84.965
3.598	D	THE TRUSTEES OF BP PENSION FUND	1.311.144
3.602	D	THE TRUSTEES OF CONOCOPHILLIPS PENSION PLAN	130.547
3.629	D	THE TRUSTEES OF GOLDMAN SACHS UK RETIREMENT PLAN	18.087
3.615	D	THE TRUSTEES OF STAGECOACH GROUP PENSION SCHEME	220.095
3.616	D	THE TRUSTEES OF STAGECOACH GROUP PENSION SCHEME	380.200
4.169	D	THE TRUSTEES OF THE DIOCESE OF SOUTH OHIO	18.083
3.612	D	THE TRUSTEES OF THE GE UK PENSION COMMON INVESTMENT	364.073
2.662	D	THE TRUSTEES OF THE HENRY SMITH CHARITY	175.464
2.888	D	THE TRUSTEES OF THE STANDARD LIFE SCHEME	1.291.376
3.073	D	THE UNITED CHURCH OF CANADA PENSION PLAN	109.800
1.377	D	THE UNIVERSITY COURT OF THE UNIVERSITY OF GLASGOW	48.885
3.351	D	THE UNIVERSITY OF HONG KONG	50.535
3.193	D	THE WALT DISNEY COMPANY RETIREMENT PLAN MASTER TRUST	150.259
3.820	D	THE WAWANESA MUTUAL INSURANCE COMPANY	3.392
3.444	D	THE WELLINGTON TR CO NAT ASS MULT C TR F TR, OPPORT EQ PTF	26.445
3.448	D	THE WELLINGTON TR CO NAT ASS MULT COLLECTIVE INV F TRUST	104.902

Legenda:

D: Delegante R: Rappresentato legalmente

1
97
Eh

fff

**Elenco Interventuti
(Tutti ordinati alfabeticamente)**

Assemblea Ordinaria

Badge	Titolare Tipo Rap.	Deleganti / Rappresentati legalmente	Ordinaria
3.445	D	THE WELLINGTON TR CO NAT ASS MULT COMM, ENDURING ASSETS PTF	1.038.917
3.443	D	THE WELLINGTON TR COM NATIONAL ASS MULT COLLECT INV F	613.084
1.349	D	THE ZEDRA FIDUCIARY INVESTMENT FUND LTD	133.211
4.127	D	THEODORE SEDGWICK MASTER TRUST	30.750
2.503	D	THEODORE SPENCER REVOCABLE TRUST	4.507
1.246	D	THIRTY PERCY FOUNDATION	11.500
4.112	D	THOMAS G. STEMBERG LIMITED	21.955
2.454	D	THOMAS L. WALTON FAMILY TRUST UAD 03/19/13	12.440
4.085	D	THORNBURG BETTER WORLD INTERNATIONAL FUND	267.133
3.174	D	THORNBURG GLOBAL INVESTMENT PLC	144.851
51	D	THORNBURG INTERNATIONAL EQUITY	23.961
61	D	THORNBURG INTERNATIONAL EQUITY FUND	13.301
4.083	D	THORNBURG INTERNATIONAL VALUE FUND	5.915.401
4.084	D	THORNBURG INVESTMENT INCOME BUILDER FUND	37.943.171
2.920	D	THREADNEEDLE (LUX) COLUMBIA THREADNEEDLE INVESTMENTS	124.776
702	D	THRIFT SAVINGS PLAN	28.239.959
3.381	D	THRIVENT AGGRESSIVE ALLOCATION FUND	10.006
3.378	D	THRIVENT AGGRESSIVE ALLOCATION PORTFOLIO	11.083
3.384	D	THRIVENT BALANCED INCOME PLUS FUND	45.084
3.385	D	THRIVENT BALANCED INCOME PLUS PORTFOLIO	53.964
3.390	D	THRIVENT CORE INTERNATIONAL EQUITY FUND	897.258
3.391	D	THRIVENT DIVERSIFIED INCOME PLUS FUND	71.785
3.392	D	THRIVENT DIVERSIFIED INCOME PLUS PORTFOLIO	55.182
3.386	D	THRIVENT GLOBAL STOCK FUND	653.459
3.388	D	THRIVENT GLOBAL STOCK PORTFOLIO	381.764
3.393	D	THRIVENT INTERNATIONAL INDEX PORTFOLIO	13.576
3.387	D	THRIVENT LOW VOLATILITY EQUITY FUND	12.583
3.389	D	THRIVENT LOW VOLATILITY EQUITY PORTFOLIO	19.480
3.379	D	THRIVENT MODERATE ALLOCATION FUND	18.115
3.376	D	THRIVENT MODERATE ALLOCATION PORTFOLIO	100.247
3.380	D	THRIVENT MODERATELY AGGRESSIVE ALLOCATION FUND	35.260
3.377	D	THRIVENT MODERATELY AGGRESSIVE ALLOCATION PORTFOLIO	28.739
3.382	D	THRIVENT PARTNER WORLDWIDE ALLOCATION FUND	437.031
3.383	D	THRIVENT PARTNER WORLDWIDE ALLOCATION PORTFOLIO	801.406
2.536	D	THYSSEN GLOBAL INVESTMENTS CORP	4.211
3.530	D	TIAA - CREF LIFE FUNDS -INTERNATIONAL EQUITY FUND	81.288
3.196	D	TIAA-CREF QUANT INTERNATIONAL EQUITY FUND	1.867.559
3.198	D	TIAA-CREF SOCIAL CHOICE INTERNATIONAL EQUITY FUND	403.784
3.528	D	TIAA-CREF INTERNATIONAL EQUITY FUND	3.765.318
3.529	D	TIAA-CREF INTERNATIONAL EQUITY INDEX FUND	7.999.819
2.972	D	TIMOTHY PLAN INTERNATIONAL ETF	17.577

Legenda:

D: Delegante R: Rappresentato legalmente

**Elenco Intervenuti
(Tutti ordinati alfabeticamente)**

Assemblea Ordinaria

Badge	Titolare Tipo Rap.	Deleganti / Rappresentati legalmente	Ordinaria
4.033	D	TJ-NONQUALIFIED, LLC	127.406
4.036	D	TJ-QUALIFIED, LLC	113.940
999	D	TMA UMBRELLA FD-TMA ACWI EX-JAPAN PORTEF.	60.900
4.091	D	TMCT II	123.868
4.090	D	TMCT, LLC	100.434
1.113	D	TOCQUEVILLE MEGATRENDS ISR	137.277
2.113	D	TONI ACTIONS 100	369.396
209	D	TORTOISE CAPITAL ADVISORS	35.340
2.107	D	TOTAL DIVERSIFIE EQUILIBRE & SOLIDAIRE	52.895
3.882	D	TOTAL INTERNATIONAL EX U.S. INDEX MASTER PORTFOLIO OF MASTER INV	391.548
1.852	D	TOUCHSTONE FUNDS GROUP	119.570
3.036	D	TOWERS WATSON COMMON CONTRACTUAL FUND	9.300.151
4.164	D	TR B 10/20/76 N A ROCKEFELLER M F ROCKEFELLER CO., INC.	101.674
4.161	D	TR B 5/24/51 FBO MARY R MORGAN	14.439
4.137	D	TR. B FBO ABBY R SIMPSON TR B 8/03/60 FBO ABBY R. SIMPSON C/O THE ROCKEFELLER TRUST COMPANY	38.423
4.110	D	TR. B FBO DESCEN OF A MAUZTR B FBO DESCENDANTS ABBY R. MAUZE,E	86.505
4.160	D	TR. B FBO SONS OF NELSON A ROCKEFELLER	22.717
3.270	D	TRANSAMERICA BLACKROCK GLOBAL ALLOCATION VP	1.089.051
3.260	D	TRANSAMERICA GLOBAL EQUITY	215.031
3.548	D	TRANSAMERICA GREYSTONE INTERNATIONAL	1.899.400
3.258	D	TRANSAMERICA INTERNATIONAL EQUITY INDEX VP	29.530
3.544	D	TRANSAMERICA INTERNATIONAL GROWTH	4.614.700
3.256	D	TRANSAMERICA INTERNATIONAL STOCK	293.112
3.257	D	TRANSAMERICA JPMORGAN TACTICAL ALLOCATION VP	167.093
2.421	D	TREDJE AP-FONDEN	5.098.045
3.044	D	TRIASIMA ALL COUNTRY WORLD EQUITYFUND	14.800
3.513	D	TRT FOR RET MED DEN & LIFE INS PL OF THE ARMY&AIR FORCE EX.SRV	201.296
1.003	D	TRUST & CUSTODY SERVICES BANK LTD	1.135.415
1.004	D	TRUST & CUSTODY SERVICES BANK LTD AS TRUSTEE FOR PENSION INVESTMENT FUND TRUST NUMBER 21	139.665
4.136	D	TRUST 05/15/79 MARILYN M. SIMPSON F/B/O KALYNDA KLEMENTIS	7.247
4.163	D	TRUST 05/23/67 FBO MARK F.ROCKEFELLER	49.204
4.159	D	TRUST 05/24/51 FBO ANN R. ROBERTS	12.479
4.134	D	TRUST 10/18/99 FBO ELIZA MILTONO'NEILL	50.017
4.162	D	TRUST 11/04/64 FBO NELSON A. ROCKEFELLER, JR.	48.234
4.172	D	TRUST 12/16/76 FBO DESCENDANTS OF WINTHROP P. ROCKEFELLER	141.107
4.139	D	TRUST 12/30/69 F/B/O DESCENDANTS OF JOHN D. ROCKEFELLER 3RD	91.804
4.165	D	TRUST 12/31/69 FBO DESCENDANTS OF LAURANCE S.	141.518

Legenda:

D: Delegante R: Rappresentato legalmente

h

99

EM

LFP

**Elenco Intervenuti
(Tutti ordinati alfabeticamente)**

Assemblea Ordinaria

Badge	Titolare Tipo Rap.	Deleganti / Rappresentati legalmente	Ordinaria
		ROCKEFELLER	4.400
1.876	D	TRUST AND CUSTODY SERVICES BAN	117.211
1.903	D	TRUST AND CUSTODY SERVICES BAN	693.341
676	D	TRUST AND CUSTODY SERVICES BANK LIMITED	61.695
675	D	TRUST AND CUSTODY SERVICES BANK, LTD. AS TRUSTEE FOR MHTB AS TRUSTEE FOR MHAM INTERNATIONAL EQUITY INDEX MOTHER FUND	23.926
4.158	D	TRUST B FBO RODMAN C. ROCKEFELLER	200.000
1.888	D	TRUST CUSTODY SERVICES BANK, L	44.341
4.105	D	TRUST FOR MUTUAL UNDERSTANDING	71.632
4.140	D	TRUST U/A 4/1/93 F/B/O SANDRA FERR	178.916
4.106	D	TRUST U/W JOHN D. ROCKEFELLER FBO ELIZABETH STRONG-CUEVAS	4.155
4.109	D	TRUST U/W MALINDA M. MENOTTI	18.774
3.559	D	TRUTH INITIATIVE FOUNDATION	1.702.324
1.941	D	TST TOUCHSTONE SUSTAINABILITY	44.651
2.802	D	TT INTERNATIONAL FUNDS PLC	5.836
1.691	D	TTPF PANAGORA DYN INTL EQ	1.267
2.982	D	TUDOR SYSTEMATIC TACTICAL TRADING LTD - SERGEY C/O TUDOR INVESTMENT CORPORATION	1.796
4.207	D	TUK GLOBAL LTD	519.457
340	D	TURICUM AKTIEN UND IMMOBILIENWERTSCHRIFT	649.257
1.694	D	TXMF LAZARD	47.510
2.663	D	TYCO ELECTRONICS CORPORATION RETIREMENT SAVINGS AND INVESTMENT PLAN	11.658
727	D	U S STEEL CORPO REPRES RETIREES BENEF TR	1.298.727
3.204	D	UAW RETIREE MEDICAL BENEFITS TRUST	56.258
205	D	UBAM	413.539
3.037	D	UBI SICAV - GLOBAL INFRASTRUCTURE	690.447
2.851	D	UBI SICAV (GLOBAL EQUITY)	273.996
3.437	D	UBS (IRL) ETF PLC	265.063
15	D	UBS (IRL) INVESTOR SELECTION PLC 1	2.061.451
2.332	D	UBS (LUX) EQUITY SICAV	307.828
2.963	D	UBS (LUX) EQUITY SICAV - GLOBAL OPPORTUNITY (USD)	182.498
2.327	D	UBS (LUX) KEY SELECTION SICAV	64.417
2.339	D	UBS (LUX) KEY SELECTION SICAV - SYSTEMATIC ALLOCAT PTF EQUITY (USD)	39.473
2.331	D	UBS (LUX) SICAV 1	100.842
2.338	D	UBS (LUX) STRATEGY SICAV SAP DYNAMIC (USD)	118.237
2.336	D	UBS (LUX) STRATEGY SICAV-SYSTEMATIC - ALLOCATION PF DEFENSIVE (USD)	302.968
2.337	D	UBS (LUX) STRATEGY SICAV-SYSTEMATIC - ALLOCATION PF MEDIUM (USD)	483.024
3.203	D	UBS (US) GROUP TRUST	121.945
2.312	D	UBS ASSET MANAGEMENT (AUSTRALIA) LTD	

Legenda:

D: Delegante R: Rappresentato legalmente

**Elenco Interventuti
(Tutti ordinati alfabeticamente)**

Assemblea Ordinaria

Badge	Titolare Tipo Rap.	Deleganti / Rappresentati legalmente	Ordinaria
2.350	D	UBS ASSET MANAGEMENT (U.K.) LTD FUND MANAGEMENT SWITZERLAND	53.041
438	D	UBS ASSET MANAGEMENT LIFE LTD	4.072.560
2.878	D	UBS CANADA	64.086
2.811	D	UBS COMMON CONTRACTUAL FUND	2.648
3.502	D	UBS ETF	1.255.327
3.503	D	UBS ETF	3.418.228
3.504	D	UBS ETF	474.793
3.505	D	UBS ETF	244.072
3.506	D	UBS ETF	239.435
3.507	D	UBS ETF	6.713
3.508	D	UBS ETF	162.097
3.509	D	UBS ETF	102.504
3.510	D	UBS ETF	45.407
3.511	D	UBS ETF	347.039
3.512	D	UBS ETF	336.846
504	D	UBS FTSE RAFI DEVELOPED 1000 INDEX FUND	63.484
2.346	D	UBS FUND MANAGEMENT (SWITZERLAND) AG.	2.206.464
2.347	D	UBS FUND MANAGEMENT (SWITZERLAND) AG.	385.079
2.348	D	UBS FUND MANAGEMENT (SWITZERLAND) AG.	158.970
2.351	D	UBS FUND MANAGEMENT (SWITZERLAND) AG.	3.893.149
2.321	D	UBS FUND MANAGEMENT(LUXEMBOURG) SA	23.126
2.322	D	UBS FUND MANAGEMENT(LUXEMBOURG) SA	31.700
2.323	D	UBS FUND MANAGEMENT(LUXEMBOURG) SA	25.988
2.324	D	UBS FUND MANAGEMENT(LUXEMBOURG) SA	37.310
2.325	D	UBS FUND MANAGEMENT(LUXEMBOURG) SA	38.279
2.326	D	UBS FUND MANAGEMENT(LUXEMBOURG) SA	25.330
2.328	D	UBS FUND MANAGEMENT(LUXEMBOURG) SA	1.378.526
2.329	D	UBS FUND MANAGEMENT(LUXEMBOURG) SA	17.410
2.330	D	UBS FUND MANAGEMENT(LUXEMBOURG) SA	54.000
2.333	D	UBS FUND MANAGEMENT(LUXEMBOURG) SA	129.977
2.334	D	UBS FUND MANAGEMENT(LUXEMBOURG) SA	99.006
2.335	D	UBS FUND MANAGEMENT(LUXEMBOURG) SA	148.304
2.341	D	UBS FUND MANAGEMENT(LUXEMBOURG) SA	87.652
2.342	D	UBS FUND MANAGEMENT(LUXEMBOURG) SA	2.221.354
2.343	D	UBS FUND MANAGEMENT(LUXEMBOURG) SA	32.000
2.344	D	UBS FUND MANAGEMENT(LUXEMBOURG) SA	53.675
2.345	D	UBS FUND MANAGEMENT(LUXEMBOURG) SA	326.758
2.349	D	UBS FUND MGT (CH) AG CH0467/UBSCHIF2-BQ GLOB	27.206
2.970	D	UBS FUND MGT (CH) AG VAAKEU / CH0066	441.333
2.352	D	UBS FUNDMANAGEMENT	268.426
3.587	D	UBS IQ MSCI EUROPE ETHICAL ETF	5.221
3.586	D	UBS IQ MSCI WORLD EX AUSTRALIA ETHICAL ETF	25.114
2.100	D	UECM ALSACE	22.000
1.887	D	UF 6 A ACT	175.000

Legenda:

D: Delegante R: Rappresentato legalmente

**Elenco Intervenuti
(Tutti ordinati alfabeticamente)**

Assemblea Ordinaria

Badge	Titolare Tipo Rap.	Deleganti / Rappresentati legalmente	Ordinaria
2.760	D	UPCW UNION AND PARTICIPATING FOOD INDUSTRY EMPLOYERS TRI-STATE PENSION TRUST FUND	28.090
2.077	D	UPF CAP.DIVERSIFIE	324.000
1.434	D	UPF MCM MSCI WORLD FD	98.621
625	D	UI-E	212.510
949	D	UKA-FONDS	181.934
3.561	D	ULTRA SERIES FUND-INTERNATIONAL STOCK FUND	74.132
1.336	D	UMC BENEFIT BOARD, INC	2.388.906
2.102	D	UMR SELECT EUROPE R1	334.000
1.284	D	UNEMPLOYMENT PENSION FUND	65.300
2.973	D	UNIFIED ACCUMULATIVE PENSION FUND JOINT STOCK COMPANY	39.088
2.213	D	UNIGESTION	95.000
1.131	D	UNION EUROPE VALUE	1.144.451
19	D	UNION INVESTMENT INSTITUTIONAL GMBH	990.371
2.293	D	UNION INVESTMENT LUXEMBOURG SA	6.243.654
20	D	UNION INVESTMENT PRIVATFONDS GMBH	6.274.683
251	D	UNISUPER	595.769
1.790	D	UNITED CHURCH FUNDS LSV ASSET MGMT	144.500
1.789	D	UNITED CHURCH FUNDS QMA BFF	6.523
2.917	D	UNITED FOOD + COMMERCIAL WORKERS FOR EMPLOYEES	95.200
3.439	D	UNITED FOOD AND COMM WORKERS INT UNION-INDUSTRY	399.000
3.434	D	UNITED GLOBAL DIVIDEND EQUITY FUND	794
3.436	D	UNITED INCOME FOCUS TRUST	49.518
2.605	D	UNITED NATIONS JOINT STAFF PENSION FUND	6.400.000
2.440	D	UNITED NATIONS RELIEF AND WORKS AGENCY FOR PALESTINE REFUGEES IN THE NEAR EAST UNRWA HEADQUARTERS BAYADER WADI AL-SEER A	101.774
2.441	D	UNITED NATIONS RELIEF AND WORKS AGENCY FOR PALESTINE REFUGEES IN THE NEAR EAST UNRWA HEADQUARTERS BAYADER WADI AL-SEER A	42.874
1.495	D	UNITED STATES ARMY NONAPPROPRIATED FUND EMPLOYEE RETIREMENT PLAN TRUST	224.550
3.893	D	UNITED TECHNOLOGIES CORPORATION EMPLOYEE SAVINGS PLAN MASTER TRU	910.538
2.084	D	UNIVERS CNP 1	163.810
21	D	UNIVERSAL INVEST SICAV	5.699.217
130	D	UNIVERSAL-CAV	234.981
129	D	UNIVERSAL-OCO	172.519
2.858	D	UNIVERSE THE CMI CONTINEN. EUROPEANEQUITY	770.557
977	D	UNIVERSITE DE GENEVE	105.746
944	D	UNIVERSITIES SUPERANNUATION SCHEME	24.644.314
3.819	D	UNIVERSITY OF GUELPH	66.200
3.818	D	UNIVERSITY OF GUELPH FOREIGN PROPERTY TRUST	167.600
1.378	D	UNIVERSITY OF WISCONSIN FOUNDATION	153.785

Legenda:

D: Delegante R: Rappresentato legalmente

**Elenco Interventuti
(Tutti ordinati alfabeticamente)**

Assemblea Ordinaria

Badge	Titolare Tipo Rap.	Deleganti / Rappresentati legalmente	Ordinaria
2.821	D	UNIVEST	736.999
1.525	D	UPMC BMO	81.476
1.367	D	UPMC BMO FCP	97.645
1.512	D	UPMC BMO PENSION	93.547
1.543	D	UPS GROUP TRUST	484.117
2.442	D	US RETIREMENT TRUST	35.158
2.958	D	USAA CAPITAL GROWTH FUND	534.507
2.959	D	USAA INTERNATIONAL FUND	5.362.442
2.388	D	USAA MASTER TRUST (PENSION AND RSP)	23.065
2.969	D	USAA MUTUAL FUNDS TRUST	88.860
2.960	D	USAA WORLD GROWTH FUND	1.377.587
1.240	D	USMIA GLOBAL EQUITY	25.511
2.761	D	UTAH STATE RETIREMENT SYSTEMS	1.162.531
1.513	D	UTC EDHEC BLACKROCK UNITED TECHNOLOGIES CORPORATION MASTER RETIREMENT	40.301
1.405	D	UTIMCO SP II LLC	19.467
3.468	D	VAILSBURG FUND LLC	48.476
3.469	D	VAILSBURG FUND LLC	32.540
1.981	D	VALIANT AKTIEN EUROP	24.697
3.538	D	VALIC COMPANY I - GLOBAL STRATEGY FUND	105.249
3.537	D	VALIC COMPANY I - INTERNATIONAL EQUITIES INDEX FUND	669.953
4.039	D	VANGUARD DEVELOPED ALL-CAP EX NORTH AMERICA EQUITY INDEX POOLED	42.381
4.054	D	VANGUARD DEVELOPED MARKETS INDEX FUND	50.029.780
4.052	D	VANGUARD ENERGY FUND	6.838.867
1.345	D	VANGUARD EUROPEAN STOCK INDEX FUND	13.750.659
559	D	VANGUARD FID COMPANY EUROPEAN STOCK INDE	382.960
1.346	D	VANGUARD FTSE ALL-WORLD EX US INDEX FUND	14.223.632
4.038	D	VANGUARD FTSE DEVELOPED ALL CAP EX NORTH AMERICA INDEX ETF	504.346
4.037	D	VANGUARD FTSE DEVELOPED EUROPE ALL CAP INDEX ETF	111.556
3.441	D	VANGUARD FTSE DEVELOPED EUROPE INDEX ETF	25.972
4.041	D	VANGUARD FTSE DEVELOPED EX NORTH AMERICA HIGH DIVIDEND YIELD IND	13.189
69	D	VANGUARD FUNDS PLC	5.975.795
1.782	D	VANGUARD GLOBAL DIVIDEND FUND	1.698
4.040	D	VANGUARD GLOBAL MOMENTUM FACTOR ETF	4.088
432	D	VANGUARD INTERNATIONAL SHARE INDEX FUND	215.960
433	D	VANGUARD INTERNATIONAL SHARE INDEX FUND	2.450.143
966	D	VANGUARD INTERNATIONAL VALUE FUND	8.578.763
1.460	D	VANGUARD INTL HIGH DIV YLD INDEX FD	1.429.076
3.637	D	VANGUARD INV F ICVC-VANGUARD FTSE DEV EUROPE EX-UK EQ INDEX	3.275.421
3.636	D	VANGUARD INV FDS ICVC-VANG FTSE DEV WOR LD EX - UK EQT IND	1.793.118

Legenda:

D: Delegante R: Rappresentato legalmente

**Elenco Intervenuti
(Tutti ordinati alfabeticamente)**

Assemblea Ordinaria

Badge	Titolare Tipo Rap.	Deleganti / Rappresentati legalmente	Ordinaria
3.638	D	VANGUARD INV FUNDS ICVC-VANGUARD FTSE GLOB ALL CAP IND FUND	74.370
73	D	VANGUARD INVESTMENT SERIES PLC	10.199.815
3.635	D	VANGUARD INVESTMENTS FUNDS ICVC - VANGUARD	20.190
558	D	VANGUARD TOTAL INTERNATIONAL STOCK INDEX	135.366.654
4.053	D	VANGUARD TOTAL WORLD STOCK INDEX FUND	2.800.714
645	D	VANTAGETRUST III MAST COLLECT INVE FU TR	540.339
791	D	VARIABLE INSURANCE PROD FD II INTER CAP	736.200
807	D	VARIABLE INSURANCE PRODUCTS FUND II: INTERNATIONAL INDEX PORTFOLIO	45.153
2.860	D	VARIOPARTNER (CH) -3- ALPHA MEGATRENDS	35.923
1.489	D	VEBA PARTNERSHIP N L P	53.564
1.490	D	VEBA PARTNERSHIP N L P	166.193
372	D	VELLIV, PENSION & LIVSFORSIKRING A/S	511.950
2.968	D	VERDIPAPIRFONDET DNB EUROPA	111.266
2.966	D	VERDIPAPIRFONDET DNB GLOBAL INDEKS	415.503
2.964	D	VERDIPAPIRFONDET DNB GLOBAL IV	8.146.143
2.965	D	VERDIPAPIRFONDET DNB MILJOINVEST	1.821.981
373	D	VERDIPAPIRFONDET EQUINOR AKSJER EUROPA	92.000
1.488	D	VERIZON MASTER SAVINGS TRUST	308.133
969	D	VERMONT PENSION INVESTMENT COMMITTE	323.069
1.394	D	VERSUS CAPITAL REAL ASSETS FUND LLC	423.200
3.588	D	VFMC INTERNATIONAL EQUITY TRUST 1	7.764
3.589	D	VFMC INTERNATIONAL EQUITY TRUST 2	16.522
677	D	VFTC INST TOTAL INT STOCK MARKET IND TRU	3.644.797
618	D	VGX POOLFONDS PA1	425.253
622	D	VGX POOLFONDS VOL AG I	318.493
4.205	D	VICTORIA CORP	41.779
2.311	D	VICTORIAN SUPERANNUATION FUND	238.745
2.933	D	VICTORY CAPITAL INTERNATIONAL COLLECTIVE INVESTMENT TRUST	48.766
2.939	D	VICTORY RS GLOBAL FUND	141.881
2.940	D	VICTORY RS INTERNATIONAL FUND	919.647
2.941	D	VICTORY RS INTERNATIONAL VIP SERIES	410.187
2.931	D	VICTORY TRIVALENT INTERNATIONAL FUND - CORE EQUITY	124.414
2.945	D	VICTORYSHARES DEVELOPED ENHANCED VOLATILITY WTD INDEX ETF	10.091
2.946	D	VICTORYSHARES INTERNATIONAL VOLATILITY WTD INDEX ETF	29.818
2.961	D	VICTORYSHARES USAA MSCI INTERNATIONAL VALUE MOMENTUM ETF	253.730
1.208	D	VIDACAIXA, S.A.	6.296.349
2.150	D	VILLIERS ALTO	168.379
2.063	D	VILLIERS DIAPASON	155.058
2.443	D	VIRGINIA C.MARS REVOCABLE TRUST DATED AUGUST 6, 1991	3.648

Legenda:

D: Delegante R: Rappresentato legalmente

**Elenco Interventuti
(Tutti ordinati alfabeticamente)**

Assemblea Ordinaria

Badge	Titolare Tipo Rap.	Deleganti / Rappresentati legalmente	Ordinaria
1.770	D	VIRGINIA RETIREMENT SYSTEM	188.000
1.771	D	VIRGINIA RETIREMENT SYSTEM	189.383
1.772	D	VIRGINIA RETIREMENT SYSTEM	2.422.000
1.773	D	VIRGINIA RETIREMENT SYSTEM	1.588.338
1.411	D	VIRTUS DUFF AND PHELPS GLOBAL INFRASTRUCTURE FUND	156.915
1.559	D	VIRTUS TOTAL RETURN FUND INC.	630.290
2.356	D	VITTORIA FUND - EP.L.P. C/O THE CORPORATION TRUST COMPANY	285.527
2.114	D	VIVACCIO ACTIONS	2.446.984
2.140	D	VOCATION MARCHE ARIANESPACE CONSEIL DE SURVEILLANCE DU FCP	12.912
1.225	D	VOLUNTARY EMPLOYEES BENEFICIARY ASSOCIATION SOUTHERN CALIFORNIA EDISON COMPANY	24.960
1.226	D	VOLUNTARY EMPLOYEES BENEFICIARY ASSOCIATION SOUTHERN CALIFORNIA EDISON COMPANY	20.321
2.853	D	VONTOBEL ASSET MANAGEMENT S.A	437.328
2.859	D	VONTOBEL FUND (CH) - VESCORE GLOBALEQUITY MULTIFACTOR OLIVIER SCHALBETTER VONTOBEL FONDS SERVICES AG	990
1.563	D	VOYA BALANCED PORT INTL VALUE	39.255
1.596	D	VOYA GLOBAL ADVANTAGE AND PREMIUM OPPORTUNITY FUND	30.998
1.595	D	VOYA GLOBAL EQUITY DIVIDEND AND PREMIUM OPPORTUNITY FUND	95.496
1.597	D	VOYA GLOBAL EQUITY DIVIDEND FUND	8.062
1.573	D	VOYA GLOBAL EQUITY FUND	35.798
1.566	D	VOYA GLOBAL EQUITY PORTFOLIO	97.580
1.340	D	VOYA GLOBAL HIGH DIVIDEND LOW VOLATILITY FUND	3.618
1.565	D	VOYA INFRSTRCTR INDUST AND MATRLSFD	338.149
1.470	D	VOYA INTERNATIONAL CORE FUND	260.065
1.594	D	VOYA INTERNATIONAL HIGH DIVIDEND EQUITY INCOME FUND	18.427
1.564	D	VOYA INTERNATIONAL INDEX PORTFOLIO	1.366.465
1.571	D	VOYA MM INTL EQUITY FUND LAZARD	197.837
1.487	D	VOYA MUTLI MANAGER INTERNATIONAL FACTORS FUND	92.945
132	D	VWLAKH MASTER	312.600
1.332	D	VY FRANKLIN INCOME PORTFOLIO	7.545
1.593	D	VY TEMPLETON FOREIGN EQUITY	169.730
4.117	D	W.H. VANDERBILT TRUST F/B/O EMILY	5.595
2.173	D	WALLON	250.274
2.544	D	WAM INVESTMENTS, LLC	9.392
678	D	WASHINGTON STATE INVESTMENT BOARD	5.530.259
3.452	D	WASHINGTON STATE INVESTMENT BOARD	5.468.447
1.358	D	WBW TRUST NUMBER ONE	995
4.050	D	WELLINGTON COMPOUND GROWTH, L.P.	115.966

Legenda:

D: Delegante R: Rappresentato legalmente

**Elenco Intervenuti
(Tutti ordinati alfabeticamente)**

Assemblea Ordinaria

Badge	Titolare Tipo Rap.	Deleganti / Rappresentati legalmente	Ordinaria
3.557	D	WELLINGTON DIVERSIFIED INFLATION HEDGES FUND	116.049
3.049	D	WELLINGTON MANAGEMENT COMPANY LLP	1.134.653
3.470	D	WELLINGTON MANAGEMENT FUNDS (IRELAND) PLC	1.330.209
3.446	D	WELLINGTON TR CO NAT ASS MULT COM TR F TR DAILY END ASS PTF	673.656
3.447	D	WELLINGTON TR CO NAT ASS MULT COMM TR FD TR GLB MAN RISK PORT	120.424
3.046	D	WELLINGTON TRUST COMPANY NATIONAL ASSOCIATE MULTIPLE COMMON TRUST UNDS - CTF GLOBAL MANAGED RISK PLUS II PORTFOLIO	70.864
1.838	D	WELLS FARGO (LUX) WORLDWIDE FU	4.329
1.256	D	WELLS FARGO BANK N.A.	47.939
4.049	D	WELLS FARGO BK DECL OF TRUST ESTABL INVEST FUNDS EMPLOYEE BEN TR	1.973.223
4.046	D	WELLS FARGO DIVERSIFIED INTERNATIONAL FUND	59.200
4.048	D	WELLS FARGO FACTOR ENHANCED INTERNATIONAL PORTFOLIO	447.698
4.047	D	WELLS FARGO MASTER TRUST INTERNATIONAL VALUE PORTFOLIO	1.405.800
1.337	D	WESPATH FUNDS TRUST	351.515
2.396	D	WEST VIRGINIA INVESTMENT MANAGEMENT BOARD	1.683.500
2.817	D	WEST YORKSHIRE PENSION FUND	1.750.000
1.416	D	WF AND CO CASH PLN EVERGN INV 1	151.371
1.417	D	WF AND CO CASH PLN MONDN INV PT	844.916
1.399	D	WF FAINT STATE STREET GLOBAL SERV	147.787
1.810	D	WF KNIGHTS OF COLUMBUS MAST TR SSGA	18.840
1.400	D	WF MFS LTD EAFE GLOBAL	57.281
1.257	D	WF WELLS FARGO BANK NA	67.696
2.444	D	WHEELS COMMON INVESTMENT FUND	70.663
853	D	WHOLESALE GLOBAL EQUITY VALUE FUND	228.920
260	D	WHOLESALE INTERNATIONAL CORE EQUITIES	30.120
254	D	WHOLESALE UNIT TRU MSCI GLOB IND SHAR FU	46.627
252	D	WHOLESALE UNIT TRUST GL. INFRASTRUCTURE F	68.539
256	D	WHOLESALE UNIT TRUST GLOBAL SHARES F 3	17.936
255	D	WHOLESALE UNIT TRUST GLOBAL SHARES F 4	307.517
1.705	D	WHTF WCTC PZENA	83.716
749	D	WIF-C S GBL LISTED INFRASTRUCTURE	87.189
1.102	D	WIF-EUROPE DISCOVERY FUND	234.397
1.094	D	WIF-EUROPE OPPORTUNITIES FUND	210.089
3.947	D	WILLIAM BLAIR COLLECTIVE INVESTMENT TRUST	765.913
3.946	D	WILLIAM BLAIR INSTITUTIONAL INTERNATIONAL GROWTH FUND	1.178.842
3.945	D	WILLIAM BLAIR INTERNATIONAL GROWTH FUND	1.266.578
3.948	D	WILLIAM BLAIR SYSTEMATIC INTERNATIONAL ALL CAP CORE FUND LLC	2.364

Legenda:

D: Delegante R: Rappresentato legalmente

**Elenco Interventuti
(Tutti ordinati alfabeticamente)**

Assemblea Ordinaria

Badge	Titolare Tipo Rap.	Deleganti / Rappresentati legalmente	Ordinaria
1.301	D	WILLIS TOWERS WATSON GROUP TRUST	8.475
1.302	D	WILLIS TOWERS WATSON GROUP TRUST	453.268
1.639	D	WILM MULTI MGR FD JO HAMBRO	238.500
1.640	D	WILMINGTON MULTI MANAGER INTERNATIONAL FUND	101.489
4.029	D	WILMINGTON TRUST COLLECTIVE INVESTMENT TRUST	268.444
4.051	D	WILMINGTON TRUST COLLECTIVE INVESTMENT TRUST	15.289
230	D	WILSHIRE MUTUAL FUNDS INC - WILSHIR	165.802
4.145	D	WIN PROPERTIES	22.682
1.254	D	WINDFALL INVESTMENTS, L.P.	34.616
3.821	D	WINDWISE MSCI EAFE INDEX NON-LENDING, FUND FOR EXEMPT ORG.	387.915
3.453	D	WISDOMTREE DYNAMIC CURRENCY HEDGED INTRNL EQUITY FUND	165.300
3.456	D	WISDOMTREE GLOBAL HIGH DIVIDEND FUND	36.316
3.457	D	WISDOMTREE INTERNATIONAL DIVIDEND EX-	232.392
3.455	D	WISDOMTREE INTERNATIONAL EQUITY FUND	542.893
3.454	D	WISDOMTREE INTERNATIONAL HIGH DIVIDEND FUND	350.983
3.458	D	WISDOMTREE INTERNATIONAL LARGE CAP DIVIDEND	477.602
3.449	D	WISDOMTREE ISSUER PUBLIC LIMITED COMPANY	127.642
211	D	WITAN INVESTMENT TRUST PLC	486.207
354	D	WORLD EQUITY ACTIVE MOTHER FUND	31.718
3.567	D	WORLD INDEX OLUS SECURITIES LENDING COMMON TRUST FUND	100.130
335	D	WORLD TRADE ORGANIZATION PENSION PLAN	76.578
1.093	D	WORLDVIEW INVESTMENT FUND	89.223
3.450	D	WSIB INVESTMENTS (PUBLIC EQUITIES) POOLED FUND TRUST	1.717.559
492	D	WSSP INTERNATIONAL EQUITIES TRUST	362.672
2.763	D	WYOMING RETIREMENT SYSTEM	183.665
3.887	D	XEROX CANADA EMPLOYEES RETIREMENT PLAN	44.800
3.103	D	XEROX CORPORATION RETIREMENT & SAVINGS PLAN	119.200
3.047	D	XPO LOGISTICS RETIREMENT MASTER TRUST	143.056
3.215	D	XTRACKER (IE) PUBLIC LIMITED COMPANY	1.448.320
3.903	D	XTRACKERS (IE) PUBLIC LIMITED COMPANY	673.318
1.272	D	XTRACKERS MSCI KOKUSAI EQUITY ETF	8.111
26	D	ZURICH COMPANHIA SEGUROS SA	98.785
114	D	ZURICH INSURANCE COMPANY LTD	43.187
193	D	ZURICH INSURANCE PLC	196.567
3.473	D	ZURICH INVEST ICAV	739.292
115	D	ZURICH INVESTMENTS LIFE S P A	987.310
2.879	D	ZURICH LIFE ASSURANCE PLC	5.417.611
194	D	ZURICH VIDA COMP DE SEGUROS Y REASEG SA	38.911
1.391	D	ZVK DEAM SPK	220.000
Totale azioni			4.717.148.544
Totale azioni in proprio			46.398122% 0

Legenda:

D: Delegante R: Rappresentato legalmente

**Elenco Interventuti
(Tutti ordinati alfabeticamente)**

Assemblea Ordinaria

Badge	Titolare Tipo Rap.	Deleganti / Rappresentati legalmente	Ordinaria
		Totale azioni in delega	7.201.189.327
		Totale azioni in rappresentanza legale	0
		TOTALE AZIONI	7.201.189.327
			70,831278%
		Totale azionisti in proprio	0
		Totale azionisti in delega	4.218
		Totale azionisti in rappresentanza legale	0
		TOTALE AZIONISTI	4.218
		TOTALE PERSONE INTERVENUTE	1

Legenda:

D: Delegante R: Rappresentato legalmente

Pagina

108

EH

188

ENEL S.p.A.
Assemblea Ordinaria
in unica convocazione
*** ELENCO DELEGANTI ***

1	Deleganti di Computershare SpA Rappresentante Designato quale delegato /subdelegato 135-novies in persona di Enrico Monicelli	Tessera n° 3
		Azioni
		250
	FONDAZIONE FINANZA ETICA	2.397.856.331
	MINISTERO DELL'ECONOMIA E DELLE FINANZE	1.569.419
	SIEMENS-FONDS SIEMENS-RENTE	44.012
	SIEMENS DC BALANCED	75.656
	HC RENTE	1.000
	SARDOC STEFANIA	
	<hr/>	<hr/>
	Numero di deleghe rappresentate dal badge: 6	2.399.546.668
2	Deleganti di Computershare SpA Rappresentante Designato quale Delegato 135-undecies TUF in persona di Enrico Monicelli	Tessera n° 2
		Azioni
		32.077.115
	FONDAZIONE ENPAM	52.417.000
	CASSA NAZIONALE DI PREVIDENZA E ASSISTENZA FORENSE	
	<hr/>	<hr/>
	Numero di deleghe rappresentate dal badge: 2	84.494.115
3	Deleganti di Computershare SpA Rappresentante Designato quale subdelegato 135-novies (St.Trevisan) in persona di Enrico Monicelli	Tessera n° 1
		Azioni
		2.083.135
	KANSAS PUBLIC EMPLOYEES RETIREMENT SYSTEM	26.147.957
	CALIFORNIA STATE TEACHERS RETIREMENT SYSTEM	423.219
	METROPOLITAN LIFE INSURANCE COMPANY	4.965.293
	CAISSE DE DEPOT ET PLACEMENT DU QUEBEC	7.379.754
	NEW YORK STATE COMMON RETIREMENT FUND	987.310
	ZURICH INVESTMENTS LIFE S P A	116.495
	ALLSTATE LIFE INSURANCE COMPANY	49.989
	TELSTRA SUPERANNUATION SCHEME	238.745
	VICTORIAN SUPERANNUATION FUND	1.838.704
	IRISH LIFE ASSURANCE PLC	154.013
	INTERNATIONAL EQUITY FUND	41.010
	IBM RETIREMENT PLAN	58.035
	CYMI EQUITY LP	5.098.045
	TREDJE AP-FONDEN	97.818
	FORD MOTOR COMPANY DEFINED BENEFIT MASTER TRUST	10.847.822
	TEACHER RETIREMENT SYSTEM OF TEXAS	83.201
	BANK OF BOTSWANA	60.284
	COSMOPOLITAN INVESTMENT FUND	39.882
	ENERGY INSURANCE MUTUAL LIMITED	647.749
	THE PRUDENTIAL INSURANCE COMPANY OF AMERICA	7.779.930
	COMMON TRUST ITALY FUND	64.650
	BRUNEI INVESTMENT AGENCY	160.000
	BDF-FONDS E ACT. EUROP.	203.400
	MERRILL LYNCH INTERNATIONAL	12.612
	BRUNEI SHELL RETIREMENT BENEFIT FUND	242.491.304
	GOVERNMENT OF NORWAY	2.700.415
	NORGES BANK	561.480
	ARIZONA STATE RETIREMENT SYSTEM	132.282
	DEKA INVESTMENT GMBH	10.749.659
	CALIFORNIA PUBLIC EMPLOYEES RETIREMENT SYSTEM	3.573.131
	SCHWAB INTERNATIONAL INDEX FUND	4.435.508
	PUBLIC SECTOR PENSION INVESTMENT BOARD	3.099.865
	BRITISH COLUMBIA INVESTMENT MANAGEMENT CORPORATION	418.400
	ONTARIO TEACHERS PENSION PLAN BOARD	1.653.927
	STICHTING SHELL PENSIOENFONDS	612.349
	THE PRUDENTIAL ASSURANCE COMPANY LTD	188.643
	DUPONT PENSION TRUST	331.326
	STICHTING ALGEMEEN PENSIOENFONDS	

189

* ELENCO DELEGANTI *

IBM PENSION PLAN	56.213
MANAGED PENSION FUNDS LIMITED	5.323.114
FOLKSAM OMSESIDIG LIVFORSAKRING	866.837
UNISUPER	595.769
LINCOLNSHIRE COUNTY COUNCIL PENSION FUND	355.706
TIAA - CRBF LIFE FUNDS -INTERNATIONAL EQUITY FUND	81.288
PRINCIPAL GLOBAL INVESTORS FUNDS	5.484
THE UNIVERSITY OF HONG KONG	50.535
FCP FCE INVEST EURO	2.661.053
INVESTIMO	318.082
TD INTERNATIONAL GROWTH FUND	7.474.978
CITIBANK INTERNATIONAL PLC	1.787.516
TRUST AND CUSTODY SERVICES BAN	117.211
COLONIAL FIRST STATE WHOLESALE INDEXED GLOBAL SHARE FUND	288.870
NEW ZEALAND SUPERANNUATION FUND	99.120
DEKA INVESTMENT GMBH RE A-ABAL 91-FONDS	21.614
OAKLAND POLICE AND FIRE RETIREMENT SYSTEM	34.290
STATE TEACHERS RETIREMENT SYSTEM OF OHIO	10.791.414
MERSEYSIDE PENSION FUND	1.575.819
MFS UTILITIES FUND	12.875.726
WYOMING RETIREMENT SYSTEM	183.665
ACCIDENT COMPENSATION CORPORATION	862.082
COVENANT HEALTH	60.300
NORTH DAKOTA STATE INVESTMENT BOARD	1.693.500
IMPERIAL OVERSEAS EQUITY POOL	15.584
HONG KONG HOUSING SOCIETY	88.197
MASSACHUSETTS LABORERS PENSION FUND	136.412
CITY OF TALLAHASSEE	168.710
LAZARD EUROPEAN ALPHA FUND	312.741
ICARE	208.118
BANK GUTMANN AG	953.773
LAZARD INTERNATIONAL EQUITY SELECT PORTFOLIO	193.015
PRINCIPAL LIFE INSURANCE COMPANY	3.265.549
THE REGENTS OF THE UNIVERSITY OF CALIFORNIA	3.838.993
TEACHERS' RETIREMENT SYSTEM OF LOUISIANA	1
THE WALT DISNEY COMPANY RETIREMENT PLAN MASTER TRUST	150.259
DUKE ENERGY CORPORATION MASTER RETIREMENT TRUST	310.192
COUNTY OF LOS ANGELES DEFERRED COMPENSATION AND THRIFT PLAN	19.400
SACRAMENTO COUNTY EMPLOYEES RETIREMENT SYSTEM	1.692.847
SIGNATURE DIVIDEND FUND	199.720
CITY OF FRESNO RETIREMENT SYSTEMS	246.825
OREGON PUBLIC EMPLOYEES RETIREMENT SYSTEM	3.939.030
THE OPEC FUND FOR INTERNATIONAL DEVELOPMENT	367
SAN DIEGO COUNTY EMPLOYEES RETIREMENT ASSOCIATION	298.778
EMERGENCY SERVICES SUPERANNUATION SCHEME	37.677
THE MAZENER FUND	345.804
REAVES UTILITY INCOME FUND	4.217.021
SONDERVERMÖGEN FONDS VKV	538.760
VANGUARD EUROPEAN STOCK INDEX FUND	13.750.659
INTERNATIONAL MONETARY FUND	256.063
FIARDE AP-FONDEN	605.592
AXA ROSENBERG EQUITY ALPHA TRUST	263.847
STICHTING PHILIPS PENSIOENFONDS	1.300.416
CARDIF ASSURANCE VIE	8.106.477
FUNDACAO CALOUSTE GULBENKIAN	21.034
HSBC EUROPEAN INDEX FUND	2.609.829
AXA EURO DIVIDEND S	74.944
PENSION BENEFIT GUARANTY CORPORATION	892.732
1504 FCP THALES AVIONICS	10.199
STICHTING SPOORWEGPENSIOENFONDS	50.772
RETIREMENT PLAN FOR EMPLOYEES OF AETNA INC	275.266
IBM PERSONAL PENSION PLAN TRUST	420.984
KENTUCKY RETIREMENT SYSTEMS	259.717
MARSHFIELD CLINIC MASTER TRUST	96.499

* ELENCO DELEGANTI *

UNIVEST	736.999
REGARD ACTIONS DEVELOPPEMENT DURABLE	285.000
FCPE SAUR EPARGNE	139.570
THE REPRESENTATIVE CHURCH BODY	170.587
WILMINGTON MULTI MANAGER INTERNATIONAL FUND	101.489
INVESTIN PRO F.M.B.A.	3.353.671
ARKWRIGHT, LLC	43.303
KAISER FOUNDATION HOSPITALS	776.154
RUSSELL INVESTMENT COMPANY IV PLC	66.231
MGI FUNDS PLC	1.741.099
WELLS FARGO BANK N.A.	47.939
AXA EURO DIVIDEND L	168.000
NATIONWIDE INTERNATIONAL INDEX FUND	727.837
MERCER OSS TRUST	423.500
JP MORGAN CHASE RETIREMENT PLAN	230.801
STATE OF ALASKA RETIREMENT AND BENEFITS PLANS	412.675
STATE OF MINNESOTA	5.256.054
SPDR MSCI ACWI EX-US ETF	485.660
INTERNATIONAL ALPHA SELECT COMMON TRUST FUND	160.757
UNION EUROPE VALUE	1.144.451
1495 FCP CONTINENTAL	8.000
ILLINOIS MUNICIPAL RETIREMENT FUND	2.146.885
SENTINEL INTERNATIONAL FUND	94.010
CITY OF MEMPHIS RETIREMENT SYSTEM	78.344
UNIVERSITIES SUPERANNUATION SCHEME	24.644.314
MARYLAND STATE RETIREMENT & PENSION SYSTEM	946.985
DWS INVESTMENT GMBH FOR DWS VORSORGE AS FLEX	106.016
HOME AFFAIRS UNIFORMED SERVICES (INVEST FUND)	75.070
RUSSELL INVESTMENT COMPANY II PLC	326.034
RUSSELL INVESTMENT COMPANY PLC	820.536
NOTTINGHAMSHIRE COUNTY COUNCIL PENSION FUND	455.757
CHEVRON UK PENSION PLAN	196.762
HSBC AS TRUSTEE FOR SSGA EUROPE EX UK EQUITY TRACKER FUND	7.272.268
ORANGE COUNTY EMPLOYEES RETIREMENT SYSTEM	1.265.604
PUBLIC EMPLOYEES RETIREMENT SYSTEM OF OHIO	5.202.128
RHODE ISLAND EMPLOYEES RETIREMENT SYSTEMS POOLED TRUST	260.547
MAJOR LEAGUE BASEBALL PLAYERS PENSION PLAN	349.600
BANK OF KOREA	4.079
NATIONAL COUNCIL FOR SOCIAL SEC FUND	1.087.614
PENSIONSKASSE SBB	323.124
CHURCH COMMISSIONERS FOR ENGLAND	42.664
CAPITAL WORLD GROWTH & INCOME FUND INC	118.070.795
SBC MASTER PENSION TRUST	319.913
RETAIL EMPLOYEES SUPERANNUATION TRUST	924.886
THE BOMBARDIER TRUST (UK)	117.000
SAEV MASTERFONDS INKA	252.514
COLONIAL FIRST STATE WHOLESALE ACADIAN GLOBAL EQUITY FUND	62.958
AXA MPS FINANCIAL DAC	1.600.000
ICON INTERNATIONAL EQUITY FUND	101.600
SODIUM I	752.976
FCPE ACCOR DIVERSIFIE	5.418
SWISS NATIONAL BANK	29.573.222
CITY OF NEW YORK GROUP TRUST	3.182.542
CITY OF NEW YORK DEFERRED COMPENSATION PLAN	1.839.357
THE BARCLAYS BANK UK RETIREMENT FUND	66.144
SONDERVERMOGEN VIM	79.868
GOVERNMENT SUPERANNUATION FUND	312.372
DEKA INVESTMENT GMBH RE VER 03-FONDS	16.802
ALLIANZ GLOBAL INVESTORS FUND	15.845.811
AXA WORLD FUNDS	3.681.188
DWS INVEST	136.663
ALAMEDA COUNTY EMPLOYEES' RETIREMENT ASSOCIATION	2.303.290
NEW YORK STATE TEACHERS RETIREMENT SYSTEM	5.266.045
USAA CAPITAL GROWTH FUND	534.507

lpl

h
27

* ELENCO DELEGANTI *

THORNBURG INVESTMENT INCOME BUILDER FUND	37.943.171
WEST YORKSHIRE PENSION FUND	1.750.000
THE BANK OF KOREA	7.299
INTERFUND SICAV INTERFUND EQUITY ITALY	274.000
EURIZON CAPITAL SGR - EURIZON AZIONI INTERNAZIONALI	208.178
ING RENDEMENT EUROPE	100.000
H.E.S.T. AUSTRALIA LIMITED	423.791
N I RENDEMENT USINOR	40.944
EPARONE PRUDENCE THALES	159.281
ASSURDIX	947.013
CARP - INDO	841.369
CONCORDE 96	226.813
OACET	221.439
FC CARPIMKO	695.120
DUKE ENERGY RETIREMENT SAVINGS PLAN	463.700
FCP MGE DYNAMIQUE EURO	93.000
FCP HENKEL DIVERSIFIE N I	7.300
1515 FCP GERARD PERRIER	7.251
FCP DEGUSSA MIXTE	3.000
FCP DEGUSSA DYNAMIQUE	7.000
SILVER GROWTH FUND, LP	16.237
AMUNDI SGR SPA	1.745.542
COMMONWEALTH GLOBAL SHARE FUND 17	424.217
EQUIPSUPER	137.548
ROYAL LONDON GROUP PENSION SCHEME	138.034
EPWORTH INVESTMENT FUND	19.230
AXA GLOBAL DISTRIBUTION FUND	35.813
ARBEJDSMARKEDETS TILLAEGSPENSION	1.538.145
KONSUMENTKOOPERATIONENS PENSIONSSTIFTELSE	150.629
AXA EQUITABLE LIFE INSURANCE CO	103.598
WASHINGTON STATE INVESTMENT BOARD	5.468.447
XEROX CANADA EMPLOYEES RETIREMENT PLAN	44.800
ALASKA COMMON TRUST FUND	315.882
GOLDMAN SACHS FUNDS	612.257
CARPENTERS RETIREMENT PLAN OF WESTERN WASHINGTON	321.571
THRIVENT PARTNER WORLDWIDE ALLOCATION PORTFOLIO	801.406
GMAM GROUP PENSION TRUST II	423.939
BLACKROCK INSTITUTIONAL POOLED FUNDS PLC	1.125.212
PUTNAM VARIABLE TRUST - PUTNAM VT GLOBAL ASSET ALLOCATION FUND	16.374
GMAM INVESTMENT FUNDS TRUST	532.900
VANGUARD TOTAL WORLD STOCK INDEX FUND	2.800.714
MF INTERNATIONAL FUND LLC	15.300
STICHTING INSTITUUT GAK	58.474
UTAH STATE RETIREMENT SYSTEMS	1.162.531
IBM DIVERSIFIED GLOBAL EQUITY FUND	246.797
PACIFIC SALMON COMMISSION	82.400
ENHANCED INDEX INTERNATIONAL SHARE FUND	251.939
HI MANPT FONDS	422.055
BPI GLOBAL INVESTMENT FUND	30.795
TRUST & CUSTODY SERVICES BANK LTD	1.135.415
INVESTEC GLOBAL STRATEGY FUND	5.155.153
FONDATION LUCIE ET ANDRE CHAGNON	62.900
PENSIOENFONDS METAAL OFF	20.007
PUTNAM TOTAL RETURN FUND, LLC	20.271
FONDS DE RESERVE POUR LES RETRAITES	1.912.998
GOLDMAN SACHS GMS ERISA GROUP TRUST	111.300
STICHTING TELEGRAAF PENSIOENFONDS 1959	131.545
TEACHERS RETIREMENT SYSTEM OF OKLAHOMA	1.299.358
JPMORGAN EUROPEAN INVESTMENT TRUST PLC	737.308
LVIP SSGA INTERNATIONAL INDEX FUND	1.821.236
LV CHALLENGE	147.406
MORGAN STANLEY INVESTMENT FUNDS	148.434
UNIVERS CNP I	163.810
FCP CARBP DIVERSIFIE	492.802

1P2

* ELENCO DELEGANTI *

FCP RL PREVOYANCE	273.930
HELABA INVEST KAPITALANLAGEGESELLSCHAFT MBH	1.275.000
SEI INST INVEST TRUST WORLD EQ EX-US FUN	506.479
THE UNITED CHURCH OF CANADA PENSION PLAN	109.800
FCP ES GESTION EQUILIBRE	397.873
FCP ES TEMPERE	30.000
FREESCALE DIVERSIFIE	23.194
UNITED NATIONS JOINT STAFF PENSION FUND	6.400.000
FIDELITY FUNDS SICAV	824.496
TEACHERS' RETIREMENT SYSTEM OF THE STATE OF ILLINOIS	1.761.514
STATE STREET GLOBAL ADVISORS LUXEMBOURG SICAV	4.245.289
VANGUARD FTSE ALL-WORLD EX US INDEX FUND	14.223.632
PRUDENTIAL PENSIONS LIMITED	138.830
SCHWAB FUNDAMENTAL INTER LARGE COMP IN F	844.669
PYRAMIS SELECT INTER EQ FUND LLC	135.963
CLEARWATER INTERNATIONAL FUND	84.847
STATE UNIVERSITIES RETIREMENT SYSTEM	1.792.896
WITAN INVESTMENT TRUST PLC	486.207
ROYAL LONDON EUROPEAN GROWTH TRUST	764.676
EAST RIDING PENSION FUND	913.248
PRINCIPAL GLOBAL INVESTORS COLLECTIVE INVESTMENT TRUST	489.227
THE HEALTH FOUNDATION	293.984
FAMILY INVESTMENTS CHILD TRUST FUND	229.557
PACIFIC SELECT FUND -PD INTERNATIONAL LARGE-CAP PORTFOLIO	209.397
SOJECCI ILTEE	55.000
THE METHODIST HOSPITAL	378.100
PYRAMIS GROUP TRUST FOR EMPLOYEE BENEFIT PLANS	603.325
CHEVRON MASTER PENSION TRUST	807.706
SAN MATEO COUNTY EMPLOYEES' RETIREMENT ASSOCIATION	549.102
BLACKROCK STRATEGIC FUNDS	849.673
WELLS FARGO MASTER TRUST INTERNATIONAL VALUE PORTFOLIO	1.405.800
ARK LIFE ASSURANCE COMPANY LIMITED	374.152
INVESCO PERPETUAL GLOBAL BALANCED INDEX FUND	25.409
JANA PASSIVE GLOBAL SHARE TRUST	411.941
STICHTING PENSIOENFONDS WOMEN	203.705
INTERNATIONALE KAPITALANLAGEGESELLSCHAFTMBH	170.813
RETIREMENT INCOME PLAN OF SAUDI ARABIAN OIL COMPANY	112.605
AUSTRALIANSUPER	12.061
SCHRODER QEP GLOBAL CORE FUND	204.074
PENSION RESERVES INVESTMENT TRUST FUND	5.316.665
ARCHDIOCESE OF NEW YORK MASTER TRUST	102.431
AZL INTERNATIONAL INDEX FUND	868.935
VANGUARD INTERNATIONAL VALUE FUND	8.578.763
CENTRAL PROVIDENT FUND BOARD	14.645
HSBC GLOBAL EQUITY FUND	193.921
ARTEMIS EUROPEAN GROWTH FUND	1.104.400
FLOURISH INVESTMENT CORPORATION	2.076.420
BEST INVESTMENT CORPORATION	20.511
SCHWAB INTERNATIONAL EQUITY ETF	9.838.108
THE STARR FOUNDATION	339.167
XEROX CORPORATION RETIREMENT & SAVINGS PLAN	119.200
SPDR DJ EURO STOXX 50 ETF	4.902.284
MARQUIS INSTITUTIONAL GLOBAL EQUITY PORTFOLIO	46.688
HEXAVEST EAFE EQUITY FUND	99.050
STRUCTURA	3.639
METROPOLITAN WATER RECLAMATION DISTRICT RETIREMENT FUND	41.701
ADVANCE INTERNATIONAL SHARE INDEX FUND	667.619
AVIVA LIFE & PENSIONS UK LIMITED	1.949.215
MARANIC II LLC	15.229
ALAMOSA LLC	18.396
ACADIAN INTERNATIONAL ALL-CAP FUND	66.815
THE CANADA LIFE ASSURANCE COMPANY	169.810
THE GREAT-WEST LIFE ASSURANCE COMPANY	118.400
KENT COUNTY COUNCIL SUPERANNUATION FUND	1.247.343

* ELENCO DELEGANTI *

STICHTING DEPOSITARY APG DEVELOPED MARKETS EQUITY POOL	6.011.478
COLONIAL FIRST STATE INVESTMENTS LIMITED	106.613
FRANKLIN TEMPLETON INVESTMENT FUNDS	9.337
VOCATION MARCHE ARIANESPACE CONSEIL DE SURVEILLANCE DU FCP	12.912
VIVACCIO ACTIONS	2.446.984
EGEPARGNE 2	60.513
ALASKA PERMANENT FUND CORPORATION	2.797.490
MCGILL UNIVERSITY PENSION FUND	27.395
SUNSUPER SUPERANNUATION FUND	492.201
NORTHROP GRUMMAN CORPORATION VEBA MASTER TRUST I	26.125
UAW RETIREE MEDICAL BENEFITS TRUST	1.298.727
GOLDMAN SACHS FUNDS II	101.104
BLACKROCK CDN MSCI EAFE INDEX PLUS FUND	63.073
RBC O SHAUGHNESSY GLOBAL EQUITY FUND	53.901
FCP UNI 1	81.258
FCP ES DYNAMIQUE	281.044
FCP GROUPE ROCHE	100.000
ALLIANZ AZIONI ITALIA	3.000.000
SONDERVERMOGEN PKMF INKA	198.189
SONDERVERMOGEN INKA LUCK FONDS	279.999
ISHARES PUBLIC LIMITED COMPANY	3.393.848
PUTNAM TOTAL RETURN TRUST	28.052
PUTNAM RETIREMENT ADVANTAGE GAA GROWTH PORTFOLIO	398.672
PUTNAM RETIREMENT ADVANTAGE GAA BALANCE PORTFOLIO	165.545
PUTNAM RETIREMENT ADVANTAGE GAA CONSERVATIVE PORTFOLIO	45.497
PUTNAM RETIREMENT ADVANTAGE GAA INCOME STRATEGIES PORTFOLIO	46.565
PUTNAM RETIREMENT ADVANTAGE GAA EQUITY PORTFOLIO	91.135
JOHN HANCOCK LIFE AND HEALTH INSURANCE COMPANY	435.033
OPENWORLD PUBLIC LIMITED COMPANY	705.394
NEBRASKA PUBLIC EMPLOYEES RETIREMENT SYSTEMS	962.612
ALLIANZ SUISSE - STRATEGY FUND	26.127
RP RENDITE PLUS	69.413
SIVE	181.789
OPTIMIX WHOLESALE GLOBAL SHARE TRUST	207.400
INVESCO FUNDS	15.304.065
RAGS-FUNDMASTER	136.061
ALLIANZGI-FONDS DSPT	446.141
BOILERMAKERS NATIONAL ANNUITY TRUST	94.702
SANTA BARBARA COUNTY EMPLOYEESRETIREMENT SYSTEM	136.236
UNIVERSITY OF GUELPH FOREIGN PROPERTY TRUST	167.600
UPS GROUP TRUST	484.117
UNIVERSITY OF GUELPH	66.200
NATIONAL ELEVATOR INDUSTRY PENSION PLAN	286.900
ISHARES III PUBLIC LIMITED COMPANY	7.005.947
ISHARES II PUBLIC LIMITED COMPANY	24.278.419
ISHARES V PUBLIC LIMITED COMPANY	661.965
WSIB INVESTMENTS (PUBLIC EQUITIES) POOLED FUND TRUST	1.717.559
STICHTING ASR BEWAARDER	48.949
ACADIAN CORE INTERNATIONAL EQUITY FUND	33.834
ORIZABA, LP	23.138
MARY K MC QUISTON MCCAW	19.608
FCP CAMGEST VALBURS EURO	430.076
HI PNWL DIVIDENDE PLUS FONDS	56.651
AXA EURO DIVIDEND K	400.000
JPMORGAN INVESTMENT FUNDS	22.845.692
SCHRODER INTERNATIONAL SELECTION FUND	2.691.075
JPMORGAN FUNDS	11.888.392
DEKA INTERNATIONAL S.A RE DEKALUX-EUROPA	700.000
DEKA INTERNATIONAL S.A. RE DEKA-EUROPAVA	146.208
INTERNATIONAL FUND MANGEMENT S.A. RE IFM	427.000
INTERNATIONAL FUND MANAGEMENT S.A. RE IF	3.500.000
VANGUARD INVESTMENT SERIES PLC	10.199.815
DEKA INVESTMENT GMBH RE DEKASPEZIAL	170.000
DEKA INVESTMENT GMBH RE DEKAFUTUR-CHANCE	120.010

186

* ELENCO DELEGANTI *

DEKA INVESTMENT GMBH RE DEKA-DIVIDEND VA	1.040.000
KUWAIT FUND FOR ARAB ECONOMIC DEVELOPMEN	53.190
FIDELITY INVESTMENTS MONEY MANAGEMENT IN	4.646
SUPERANNUATION FUNDS MANAGEMENT CORPORAT	61.001
ROCKEFELLER & CO., INC	1.717.344
MANAGEMENT BOARD PUBLIC SERVICE PENSION	73.094
KPA LIVFORSAKRING AB (PUBL)	31.426
THE BOEING COMPANY EMPLOYEE RETIREMENT P	805.510
NVIT INTERNATIONAL INDEX FUND	1.144.251
BLACKROCK INDEX SELECTION FUND	7.281.422
FIDELITY CENTRAL INVESTMENT PORTFOLIOS L	748.036
STICHTING PENSIOENFONDS VOOR HUISARTSEN	269.468
VANGUARD TOTAL INTERNATIONAL STOCK INDEX	135.366.654
PRESCIENT GLOBAL FUNDS PLC	46.150
ATOUT MODERATIONS	304.324
BLACKROCK GLOBAL FUNDS	22.839.804
THE PRUDENTIAL SERIES FUND GLOBAL PORTFOLIO	280.300
PYRAMIS GROUP TR FOR EMPLOYEES BENEF PLAN	16.069
FCP TRANSAT PATRIMOINE 2	450.000
THE LEVERHULME TRUST	300.286
EMPLOYEES' RETIREMENT SYSTEM OF THE STATE OF HAWAII	19.421
UBS (LUX) EQUITY SICAV	2.061.451
T. ROWE PRICE FUNDS SICAV	9.966
FIDELITY INSTITUTIONAL SELECT GLOBAL EQU	82.809
BOILERMAKER BLACKSMITH NATIONAL PENSION	1.036.570
COMMINGLED PENSION TRUST FUND (GLOBAL OP	769.268
JPMORGAN FUND ICVC - JPM GLOBAL EQUITY I	113.520
AVIVA LIFE PENSIONS UK LIMITED	48.143
JPMORGAN DIVERSIFIED FUND	70.626
JPMORGAN INCOME BUILDER FUND	2.088.367
ROYAL BOROUGH OF KINGSTON UPON THAMES PE	91.228
THE MASTER TRUST BANK OF JAPAN, LTD. AS TRUSTEE FOR MUTB400045792	4.853.457
FCP_CAGNI	26.000
STICHTING MN SERVICES AANDELENFONDS EUROPA	794.509
LEGAL AND GENERAL ASSURANCE PENSIONS MANAGEMENT LIMITED	32.622.880
MISSOURI LOCAL GOVERNMENT EMPLOYEES RETIREMENT SYSTEM	154.900
THE STATE OF NEVADA	39.720
THE MASTER TRUST BK OF JP LTD: HITACHI FOREIGN EQ INDEX MF	211.090
RUSSELL TRUST CO COMMINGLED EMPLOYEE BENEFIT FUNDS TRUST	1.736.072
CALVERT VP EAFE INTERNATIONAL INDEX PORTFOLIO	67.387
GOV OF HM THE SULTAN AND YANG DI-PERTUAN OF BRUNEI DARUSSALAM	327.158
SSGA MSCI ACWI EX-USA INDEX NON-LENDING DAILY TRUST	181.067
PINEBRIDGE GLOBAL FUNDS	82.661
SSGA ALL COUNTRY W EX-US INTEGR ALPHA SEL NON-LEND COMM TR F	130.632
TIA-CREF INTERNATIONAL EQUITY INDEX FUND	7.999.819
STICHTING BEDRIJFSTAKPENSIOENFONDS VOOR HET LEVENSMIDDELENBEDRIJF	255.460
BNY MELLON GLOBAL FUNDS PLC	911.020
IMPERIAL TOBACCO PENSION INVESTMENT TRUST FUND	106.884
FOREST FOUNDATION	1.052
STEWARDSHIP FOUNDATION	3.655
UNION INVESTMENT PRIVATFONDS GMBH	6.274.683
DEKA INVESTMENT GMBH RE A-AMISIA-FONDS	90.000
DEKA INVESTMENT GMBH RE A-ASD-FONDS	39.300
DEKA A-DIM-WETZLAR-FONDS	36.096
DEKA A-DIM-WETZLAR-BALANCED-FONDS	27.900
PZENA VALUE TRUST	14.521
HOUSTON MUNICIPAL EMPLOYEES PENSION SYSTEM	9.192
THRIVENT AGGRESSIVE ALLOCATION PORTFOLIO	11.083
THRIVENT MODERATELY AGGRESSIVE ALLOCATION PORTFOLIO	28.739
THRIVENT MODERATE ALLOCATION PORTFOLIO	100.247
ARCHITAS MULTI-MANAGER GLOBAL FUNDS UNIT TRUST	31.278
THRIVENT AGGRESSIVE ALLOCATION FUND	10.006
THRIVENT MODERATELY AGGRESSIVE ALLOCATION FUND	35.260
THRIVENT MODERATE ALLOCATION FUND	18.115

EPS

* ELENCO DELEGANTI *

DWS INVESTMENT GMBH FOR DWS EUROPE DYNAMIC	55.451
JANUS CAPITAL MANAGEMENT LLC	110
MICROSOFT CORPORATION SAVINGS PLUS 401(K) PLAN	971.520
FAMILY INVESTMENTS GLOBAL ICVC FAMILY BALANCED INT FUND	148.141
SSGA SPDR ETFS EUROPE I PUBLIC LIMITED COMPANY	824.879
RAYTHEON MASTER PENSION TRUST	368.949
SOUTH DAKOTA RETIREMENT SYSTEM	908.825
QIC INTERNATIONAL EQUITIES FUND	115.235
QUEENSLAND INVESTMENT TRUST NO 2	82.771
CI GLOBAL FUND	145.378
MASTERFONDS HTPT	410.614
ALLTRI INKA	149.700
GA FUND L	26.509
JPMORGAN GLOBAL ALLOCATION FUND	539.940
ROYAL LONDON EUROPEAN GROWTH FUND	3.526.193
MTB GOVERNMENT PENSION INVESTMENT FUND 4	29.834.073
UKA-FONDS	181.934
HEXAVEST WORLD EQUITY FUND	139.495
HEXAVEST ACWI EQUITY FUND	20.186
COHEN & STEERS GLOBAL INFRASTRUCTURE FUND, INC	211.790
MD INTERNATIONAL VALUE FUND	65.800
PUTNAM WORLD TRUST	15.868
MDPIM INTERNATIONAL EQUITY POOL	734.000
MD EQUITY FUND	69.800
EATON VANCE RICHARD BERNSTEIN ALL ASSET STRATEGY FUND	127.008
FEDEX CORPORATION EMPLOYEES PENSION TRUST	564.073
SIGNATURE SELECT CANADIAN FUND	853.744
SIGNATURE CANADIAN BALANCED FUND	568.722
CI SIGNATURE CANADIAN BALANCED FUND	313.339
BORDE-UI-FONDS	383.715
DEKA INVESTMENT GMBH RE STADTBahn-FONDS	6.302
WSSP INTERNATIONAL EQUITIES TRUST	362.672
DEKA A-BAD HERSFELD-FONDS	56.000
IUOE LOCAL 793 MEMBERS PENSION BENEFIT TRUST OF ONTARIO	269.666
NOVA SCOTIA PUBLIC SERVICE SUPERANNUATION FUND	495.379
AGF EUROPEAN EQUITY FUND	160.416
MARITIME SUPER	125.400
SHINKO GLOBAL EQUITY INDEX MOTHER FUND	4.268
CM EUROPE ACTIONS	101.681
1327 FCP BQUE SCALBERT DUPONT	25.000
FCPE AREVA ACTIONS	135.095
ADEPT INVESTMENT MANAGEMENT PLC	982.876
MTBJ DAIDO LIFE FOREIGN EQUITY MOTHER FD	32.533
REYNOLDS AMERICAN DEFINED BENEFIT MASTER	161.566
T ROWE PRICE INTERNATIONAL EQUITY INDEX	568.905
STICHTING PENSIOENFONDS MEDISCH SPECIALI	88.320
VANGUARD FID COMPANY EUROPEAN STOCK INDE	382.960
UBS (LUX) KEY SELECTION SICAV	182.498
COMMONWEALTH SUPERANNUATION CORPORATION AS TRUSTEE FOR ARIA INVESTMENTS TRUST	459.136
NATIONAL RAILROAD RETIREMENT INVESTMENT TRUST	676.761
JTW TRUST NO. 3 UAD 9/19/02	28.855
JTW TRUST NO. 1 UAD 9/19/02	28.500
JTW TRUST NO. 4 UAD 9/19/02	39.892
JTW TRUST NO. 2 UAD 9/19/02	37.736
NTGI-QM COMMON DAILY BAFE INDEX FUND - NON LENDING	821.401
HRW TESTAMENTARY TRUST NO 3	48.759
HRW TESTAMENTARY TRUST NO 1	70.769
HRW TESTAMENTARY TRUST NO. 10	57.366
HRW TESTAMENTARY TRUST NO. 11	71.064
HRW TESTAMENTARY TRUST NO 6	60.587
HRW TESTAMENTARY TRUST NO 4	32.492
HRW TESTAMENTARY TRUST NO. 9	46.017
HRW TESTAMENTARY TRUST NO. 8	48.037
HRW TESTAMENTARY TRUST NO 2	32.139

196

* ELENCO DELEGANTI *

HRW TESTAMENTARY TRUST NO. 7	87.625
HRW TESTAMENTARY TRUST NO 5	32.649
HRW TESTAMENTARY TRUST NO. 12	65.493
CENTURYLINK, INC. DEFINED BENEFIT MASTER TRUST	339.346
LAUDUS INTERNATIONAL MARKETMASTERS FUND	226.739
JOHN HANCOCK FUNDS II STRATEGIC EQUITY ALLOCATION FUND	825.422
US RETIREMENT TRUST	35.158
GMO IMPLEMENTATION FUND	4.911.176
MACQUARIE INVESTMENT MANAGEMENT LIMITED	768.075
STICHTING POGM DEPOSITARY	15.668.010
LEGAL AND GENERAL ASSURANCE SOCIETY LIMITED	84.285
ACMBERNSTEIN FCP	7.340.755
CARDIF LUX VIE	673.706
VG V POOLFONDS PA1	425.253
BAYVK G2 FONDS	867.467
DEKA INVEST RE/DEKAFUTUR-WACHSTUM	49.700
DEKA INVEST RE/DEKAFUTUR-ERTRAG	6.860
DEKA INVEST RE KOMMUNAL-TUT-BALANCED -FO	34.500
WHOLESALE UNIT TRUST GL. INFRASTRUCTURE F	68.539
MULTIMIX WHOLESALE INT SHARES TRUST	117.463
SCHRODER GLOBAL ENHANCED INDEX FUND	66.490
SUPER FUNDS MANAG CORP SOUTH AUSTRALIA	1.071.069
BLACKROCK FISSION INDEXED INTL EQUITY FD	137.193
REASSURE LIMITED	2.120.567
JPM EUROPE DYNAMIC (EX UK) FUND	1.609.200
BBP INKA	99.418
VANGUARD FUNDS PLC	5.975.795
ZURICH LIFE ASSURANCE PLC	5.417.611
UBS (IRL) ETF PLC	273.996
MERCK CAPITAL ASSET MANAGEMENT LIMITED	290.991
MERCER QIF CCF	4.132.198
HBOS INTERNATIONAL INV FUNDS ICVC- EUROPEAN FUND	833.105
ASR LEVENSVERZEKERING N.V.	493.988
DFI LP EQUITY (PASSIVE)	11.494
LTW GROUP HOLDINGS, LLC	398.681
EIS PB EQUITY EUR	182.341
COUNSEL GLOBAL DIVIDEND	71.932
AON HEWITT GROUP TRUST	527.500
VERIZON MASTER SAVINGS TRUST	308.133
ECOFI ACTIONS SCR	53.871
IBM FRANCE	104.000
FCP CARPIMKO EUROPE	471.992
CPR EUROLAND	959.757
VILLIERS ALTO	168.379
STG PFDS CORP EXPRESS MANDAAT ALLIANCE CAPITA	43.957
FIDELITY INVESTMENT TRUST: FIDELITY TOTAL INT EQUITY FUND	81.100
FIDELITY INVESTMENT TRUST: FIDELITY SERIES INTVALUE FUND	36.083.150
PUTNAM DYNAMIC ASSET ALLOCATION GROWTH FUND	363.625
PUTNAM DYNAMIC ASSET ALLOCATION BALANCED FUND	244.514
PUTNAM DYNAMIC ASSET ALLOCATION CONSERVATIVE FUND	84.072
PUTNAM DYNAMIC ASSET ALLOCATION EQUITY FUND	10.323
LAZARD ASSET MANAGEMENT LLC	11.637
SPDR S+P WORLD EX AUSTRALIA FUND	25.700
JP TR SERV BK LTD ATF MATB MSCI KOKUSAI INDEX MOTHER F	43.110
EATON VANCE HEXAVEST GLOBAL EQUITY FUND	6.279
EATON VANCE HEXAVEST INTERNATIONAL EQUITY FUND	11.892
MM MSCI EAFE INTERNATIONAL INDEX FUND	130.476
ALLIANCEBERNSTEIN INTERNATIONAL ALL-COUNTRY PASSIVE SERIES	17.889
MERCER GLOBAL EQUITY FUND	617.921
INTEL CORPORATION RETIREE MEDICAL PLAN TRUST	84.567
PEOPLE'S BANK OF CHINA	5.740.065
ROMAN CATHOLIC BISHOP OF SPRINGFIELD A CORPORATION SOLE	9.253
THE WELLINGTON TR CO NAT ASS MULT C TR F TR, OPPORT EQ PTF	26.445
SCOTTISH WIDOWS INV SOLUTIONS F ICVC- EUROPEAN (EX UK) EQ FD	1.630.061

197

h
EM

* ELENCO DELEGANTI *

BLACKROCK GLOBAL INDEX FUNDS	555.480
ISHARES CORE MSCI EAFE ETF	34.912.669
ISHARES CORE MSCI TOTAL INTERNATIONAL STOCK ETF	6.598.557
IBM 401K PLUS PLAN	1.507.975
DIGNITY HEALTH	286.076
MERCER NON-US CORE EQUITY FUND	1.191.688
MORGAN STANLEY INSTITUTIONAL FD TR - GLOBAL STRATEGIST PTF	33.642
ISHARES VI PUBLIC LIMITED COMPANY	1.194.749
BRICKLAYERS + TROWEL TRADES INTERNATIONAL PENSION FUND	94.900
UBS (LUX) SICAV 1	39.473
ACMBERNSTEIN	991.010
WHOLESALE UNIT TRUST GLOBAL SHARES F 3	17.936
AUSTRALIAN CATHOLIC SUPERAN RETIREM FUND	101.952
FCP UNION EUROPE	1.393.362
CAPACITY FONDS INSTITUTIONEL-ACTIONS ETRANGERES PIB	73.500
MOMENTUM INVESTMENT FUNDS SICAV-SIF	27.897
AXA ROSENBERG EUROPEAN FUND	23.730
THE CAR CARE PENSION PLAN	36.318
PROVEDA GLOBAL EQUITY, LP	3.936
THYSSEN GLOBAL INVESTMENTS CORP	4.211
DYNASTY INVEST, LTD	16.256
LTW INVESTMENTS LLC	187.424
DELFINCO, LP	47.720
MS FUND LP	50.743
NEW IRELAND ASSURANCE COMPANY PLC	5.022.269
TRUST & CUSTODY SERVICES BANK LTD AS TRUSTEE FOR PENSION INVESTMENT FUND TRUST NUMBER 21	139.665
ACORN 1998 TRUST	8.411
HRW TRUST NO 2 UAD 01/17/03	46.269
HRW TRUST NO 1 UAD 01/17/03	42.407
HRW TRUST NO 3 UAD 01/17/03	39.490
FLORIDA COLLEGE SAVINGS PROGRAM	4.103
BI FINANZFONDS	91.892
UNIVERSAL-CAV	234.961
THE MANUFACTURERS LIFE INSURANCE COMPANY	37.557
DEKA INVEST GMBH RE PRHL I-FONDS	20.000
DEKA INVEST GMBH RE BODENSEE-FONDS	5.000
DEKA INVEST MAULBRONN-STROMBERG-FONDS	32.500
DEKA INVEST RE DEKA-EUROLAND BALANCE	2.024.050
ASPIRIANT RISK MANAGED GLOBAL EQUITY FUN	53.211
WHOLESALE UNIT TRUST GLOBAL SHARES F 4	307.517
JOHN LEWIS PARTNERSHIP TRUST FOR PENSION	1.170.202
ALLIANCEBERNSTEIN GLOBAL RISK ALLOCATION FUND INC	10.639
DB X-TRACKERS	29.539.205
DIGNITY HEALTH RETIREMENT PLAN TRUST	481.019
DUNHAM INTERNATIONAL STOCK FUND	201.825
PLUMBERS AND PIPEFITTERS NATIONAL PENSION PLAN	282.760
FIDEURAM ASSET MANAGEMENT (IRELAND) FONDITALIA EQUITY ITALY	5.964.000
EURIZON CAPITAL SGR - EURIZON AZIONI AREA EURO	429.170
EURIZON CAPITAL SGR - EURIZON AZIONI ITALIA	2.841.162
MERCER PASSIVE INTERNATIONAL SHARES FUND	279.536
ADVANCED SERIES TRUST - AST FI PYRAMIS QUANTITATIVE PORTFOLIO	234.462
NATIONAL WESTMINSTER BANK PLC AS TRUSTEE OF KES STRATEGIC INVESTMENT FUND	44.256
MICHIGAN CATHOLIC CONFERENCE	11.995
INTERVENTURE EQUITY INVESTMENTS LIMITED	44.290
HP INVEST COMMON CONTRACTUAL FUND	292.012
NORTHERN TRUST UCITS COMMON CONTRACTUAL FUND	4.138.339
GMO INTERNATIONAL EQUITY FUND	10.187.813
STICHTING BEDRIJFSPENSIOENFONDS	576.360
ALLIANZGI FONDS APNIESA	448.923
DEKA MASTER HAEC I	367.985
IPAC SPEC INV STR INT SHARE STR NO 9	77.698
FCP PROVENCE DIVERSIFIE	1.108
THE JUPITER GLOBAL FUND SICAV	200.625

198

* ELENCO DELEGANTI *

INTERNATIONAL FUND MANAGEMENT S.A.	23.535
DEKA INVEST DEKA EURO STOXX 50 - UCITS	2.629.188
DEKA INVESTGMBH RE MSCI EUROPE LC UCITS	43.504
DEKA INVEST GMBH RE NULL-FONDS	8.000
JNL/MELLON CAPITAL INTNAL INDEX FUND	932.702
JNL/BLACKROCK GLOBAL ALLOCATION FUND	2.863.996
MISSOURI EDUCATION PENSION TRUST	342.833
TFL PENSION FUND	1.546.579
DELTA MASTER TRUST	15.680
FM KIRBY DTD TRUST 1/3/75 FBO JEFFERSON W KIRBY	6.506
FM KIRBY TRUST DTD 1/3/75 FBO S DILLARD KIRBY	8.853
F.M.KIRBY TRUST DATED 1/3/75 FBO FRED M. KIRBY III	6.505
JAB CONSOLIDATED LTD	1.426
FLEXSHARES STOXX GLOBAL BROAD INFRASTRUC	6.005.846
THE KATHERINE MOORE REVOCABLE TRUST	15.133
HENDERSON EUROPEAN FOCUS TRUST PLC	949.506
FQ ESSENTIAL BETA FUND LTD	72.882
GLOBAL HIGH DIVIDEND EQUITY MOTHER FUND	634.700
PRINCIPAL TRUST COMPANY (ASIA LIMITED)	312.505
KAISER PERMANENTE GROUP TRUST	2.338.627
GMAM GROUP PENSION TRUST III	885.056
ALLIANZGI BEST STYLES GLOBAL EQUITY FUND	82.994
PARAMETRIC INTERNATIONAL EQUITY FUND	242.788
DWS GLOBAL INCOME BULDER VIP	20.783
KP INTERNATIONAL EQUITY FUND	233.262
MERCER INTERNATIONAL EQUITY FUND	79.073
DIVERSIFIED MARKETS (2010) POOLED FUND TRUST	15.025
VAILSBURG FUND LLC	48.476
ISHARES MSCI ACWI ETF	1.848.653
ISHARES MSCI ACWI EX US ETF	1.390.169
ISHARES EUROPE ETF	1.295.558
ISHARES MSCI EAFE ETF	29.934.723
ISHARES MSCI EAFE VALUE ETF	6.597.453
ISHARES GLOBAL UTILITIES ETF	766.559
ISHARES MSCI KOKUSAI ETF	27.474
ISHARES GLOBAL INFRASTRUCTURE ETF	12.559.510
ISHARES INTERNATIONAL SELECT DIVIDEND ETF	4.783.190
ISHARES MSCI WORLD ETF	159.178
ISHARES MSCI EUROPE IMI INDEX ETF	152.632
THRIFT SAVINGS PLAN	28.239.959
BLACKROCK CDN WORLD INDEX FUND	420.667
GLOBAL INTREPID - CANADA FUND	20.847
SPDR S&P GLOBAL INFRASTRUCTURE ETF	1.376.623
STATE OF MONTANA BOARD OF INVESTMENTS	120.941
ISHARES IV PUBLIC LIMITED COMPANY	3.085.175
ISHARES VII PLC	18.563.050
BLACKROCK AM DE FOR ISHARES EURO STOXX UCITS ETF (DE)	2.075.989
BLACKROCK AM DE FOR ISHARES STOXX EUROPE 600 UCITS ETF (DE)	5.431.153
ISHARES I INV MIT TGV F ISHS ST EUROPE 600 UTILITIES UCITS ETF	6.481.589
MSV LIFE PLC	78.720
ECOFI ACTIONS RENDEMENT	58.000
FCP HAMELIN DIVERSIFIE FLEX II	8.636
CPR EURO HIGH DIVIDEND	764.684
PREDIQUANT A2 ACTIONS EUROPE	103.000
FCP GROUPAMA PHARMA DIVERSIFIE	145.000
CARLETON UNIVERSITY RETIREMENT PLAN	197.170
THE STATE OF CONNECTICUT ACTINGTHROUGH ITS TREASURER	1.515.290
PROFILE INTERNATIONAL EQUITY POOL	254.146
KENTUCKY RETIREMENT SYSTEMS INSURANCE TRUST FUND	106.187
LIVFORSKRINGSBOLAGET SKANDIA OMSESIDIGT	3.221.650
ING PARAPLUFONDS I N.V.	655.749
UMC BENEFIT BOARD, INC	2.388.906
STATE OF SOUTH DAKOTA .	77.033
RENAISSANCE GLOBAL VALUE FUND	40.333

* ELENCO DELEGANTI *

MCLEAN & PARTNERS PRIVATE INTERNATIONAL EQUITY	468.200
THE MASTER TRUST BK OF JP LTD: RUSSELL GLB ENVIR TECH FUND	18.309
VANGUARD FTSE DEVELOPED EUROPE INDEX ETF	25.972
TRANSAMERICA BLACKROCK GLOBAL ALLOCATION VP	1.089.051
ALLIANZI FONDS ABF	19.261
ALLIANZI FONDS ALPEN	27.539
ALLIANZI FONDS AVP	8.940
ALLIANZI FONDS FIB	100.000
ALLIANZI FONDS PFD	9.069
ALLIANZI FONDS REINVEST	13.611
ALLIANZI FONDS SCHLUCO	57.000
LHCO FONDS	100.000
ALLIANZI FONDS PGD	60.787
ALLIANZI FONDS TOB	45.732
ALLIANZI FONDS VSBW	137.659
SUEWE COFONDS	200.000
ALLIANZI FONDS SIV	16.991
VWLAKH MASTER	312.600
BAYVK A1 FONDS	3.895.747
UNIVERSAL-OCO	172.519
DNCA INVEST	5.074.930
MERCER UNHEDGED OVERSEAS SHARES TRUST	174.493
BAYVK A4 FONDS	95.199
KPA PENSIONSFOERSAKRING AB (PUBL)	1.563.694
ARTEMIS INSTITUTIONAL GLOBAL CAPITAL FUN	118.037
MTB FOR GOVERNMENT PENSION FD45828	4.348.059
DEKA INTL S.A GLOBALE AKTIEN LOWRISK	1.765.037
DEKA INVEST RE DEKA TRUST BALANCED-FONDS	206.464
DEKA INVESTMENT GMBH RE DEKA-KSG-FONDS	31.564
CARROLL AVENUE PARTNERS LLC	3.325
SIM GLOBAL BALANCED TRUST	2.395
INV DAN INV SEL GLOB EQUITY SOL AKK KL	307.996
NESTLE FRANCE EQUILIBRE	87.148
SG ACTIONS INTERNATIONALES	338.506
MAIF CROISSANCE DURABLE	334.795
UF 6 A ACT	175.000
CASSETTE DIVERSIFIE	307.557
SG ACTIONS EUROPE MULTIGESTION	31.829
DIVERSIFIE ACTIONS 50-65 DU CD	49.633
SG ACTIONS EUROPE	176.681
SG ACTIONS EUROPE LARGE CAP	37.958
ETOILE ACTIONS INTERNATIONALES	195.488
ETOILE ACTIONS RENDEMENT	433.168
OFI AM	2.028.836
MASSMUTUAL SELECT BLACKROCK GLOBAL ALLOCATION FUND	488.599
GUIDESTONE FUNDS INTERNATIONAL EQUITY FUND	1.143.157
THE AVI CHAI FOUNDATION	14.470
CATERPILLAR INVESTMENT TRUST	267.175
CATERPILLAR INC MASTER RETIREMENT TRUST	506.468
CHURCH OF ENGLAND INVESTMENT FUND FOR PENSIONS	195.050
THE NORTHERN TRUST COMPANY SUB-ADVISED COLLECTIVE FUNDS TRUST	4.470.319
CSAA INSURANCE EXCHANGE	35.533
EMERSON ELECTRIC CO. RETIREMENT MASTER TRUST	152.400
LSV INTERNATIONAL VALUE EQUITY TRUST	1.661.700
MICHIGAN CATHOLIC CONFERENCE MASTER PENSION TRUST	36.984
NORTHERN FUNDS - INTERNATIONAL EQUITY INDEX FUND	2.737.649
PRESBYTERIAN CHURCH (USA) FOUNDATION	53.873
NORTHERN TRUST GLOBAL INVESTMENTS COLLECTIVE FUNDS TRUST	19.194.815
FLORIDA PREPAID COLLEGE PROGRAM	267.754
HSBC - NORTH AMERICA (U.S.) PENSION TRUST	246.273
POLICE RETIREMENT SYSTEM OF KANSAS CITY, MISSOURI	87.100
LOS ANGELES CITY EMPLOYEES RETIREMENT SYSTEM	3.816.303
CITY OF LOS ANGELES FIRE AND POLICE PENSION PLAN	641.034
LOCKHEED MARTIN CORPORATION MASTER RETIREMENT TRUST	561.459

Ch
EH

* ELENCO DELEGANTI *

MARSH AND MCLENNAN MASTER RETIREMENT TRUST	37.099
NTGI-QM COMMON DAILY EAFE INDEX FUND - LENDING	658.946
STICHTING PENSIOENFONDS VAN DE METALEKTRO (PME)	4.456.047
TT INTERNATIONAL FUNDS PLC	44.651
BEAT DRUGS FUND ASSOCIATION	10.589
HONG KONG SAR GOVERNMENT EXCHANGE FUND	1.412.989
K INVESTMENTS SH LIMITED	1.111.424
INTERNATIONAL MONETARY FUND STAFF RETIREMENT PLAN	10.994
THE GRAUSTEIN TRUSTS PARTNERSHIP	10.499
LSV INTERNATIONAL (AC) VALUE EQUITY FUND, LP	1.722.800
CINDY SPRINGS, LLC	654.176
FCM INTERNATIONAL LLC	22.820
FIDELITY SALEM STREET TRUST FIDELITY SERIES GLOBAL EX U.S. INDEX FUND	5.593.466
HSBC INTERNATIONAL EQUITY POOLED FUND	375.132
HALIFAX REGIONAL MUNICIPALITY MASTER TRUST	106.850
OPSEU PENSION PLAN TRUST FUND	51.970
THE TRUSTEES OF THE HENRY SMITH CHARITY	175.464
FORD MOTOR COMPANY OF CANADA, LIMITED PENSION TRUST	44.477
STICHTING HEINEKEN PENSIOENFONDS	521.955
STICHTING PENSIOENFONDS APF	51.902
PUBLIC EMPLOYEES RETIREMENT ASSOCIATION OF COLORADO	6.751.320
NORTHERN TRUST UCITS FGR FUND	1.508.994
STICHTING PENSIOENFONDS ING	346.642
VANGUARD DEVELOPED MARKETS INDEX FUND	50.029.780
SANLAM UNIVERSAL FUNDS PLC	14.353
THE ADVISORS' INNER CIRCLE FUND CORNER STONE ADVISORS GLOBAL PUBLIC EQUITY FUND	27.449
ALLIANZ GLOBAL INVESTORS PREMIER	27.608
ALLIANZGI FONDS AFE	488.030
ALLIANZGI FONDS PF2	500.843
ALLIANZGI FONDS PTV2	921.960
ALLIANZGI FONDS PF1	865.127
ALLIANZGI FONDS WERT	7.200
ALLIANZGI FONDS GANO 2	35.979
ALLIANZ GI FONDS RANW II	1.050.000
KREBSHILFE 2 FONDS	28.348
ALLIANZGI FONDS CAESAR	54.957
DEAM FONDS ATZM	24.000
STANDARD LIFE INVESTMENTS	9.273
LEGALSUPER	240.374
OCIRP ACTIONS P	400.000
FCP OFFENSIF AIR LIQUIDE EXPANS	15.471
FCPE COFACE	15.000
FCP GAILLON SECTORIEL	171.241
STAUBLI 80 20 CREDIT MUTUEL FCPE	10.000
STAUBLI 50 50 CREDIT MUTUEL FCPE	15.000
UNIGESTION	95.000
PICTET CH-GLOBAL EQUITIES	92.131
PICTET-EUROPE INDEX	1.455.974
INDEX MOTHER FUND EURO AREA EQUITY	65.778
BUREAU OF LABOR FUNDS- LABOR PENSION FUND	903.577
BUREAU OF LABOR FUNDS - LABOR RETIREMENT FUND	90.939
DEKA INVEST GMBH RE DEKA-BAV-FONDS	188.148
DEKA INVEST RE SIGMA PLUS KONSERVATIV	19.093
DEKA INVEST GMBH RE SIGMA PLUS BALANCED	17.329
DEKA INVESTMENT GMBH RE DEKA-BR 100	960.000
DEKA INVEST GMBH RE DEKA-BR 85	243.443
DEKA INVESTMENT GMBH RE DEKA-BR 75	53.493
DEKA INVESTMENT GMBH RE DEKA-BR 55	24.198
DEKA INVESTMENT GMBH RE DEKA-BR 35	143.759
DEKA INVESTMENT GMBH RE DEKA-BASIS	17.500
DEKA INVEST GMBH RE DEKA-PB DEFENSIV	14.914
DEKA INVEST MBH VITUS FIRST VALUE FONDS	430.000
DEKA INVESTMENT GMBH RE DEKA-BR 20	2.078
DEKA INVEST REGIONALE-WUPPERTAL-FONDS	2.919

* ELENCO DELEGANTI *

DEKA INTERNATIONAL S.A RE DEKA-EURO PAGARANT.	272.179
SIGNATURE GLOBAL INCOME AND GROWTH FUND	1.584.600
SIGNATURE GLOBAL DIVIDEND FUND	479.300
FTSE ALL WORLD INDEX FUND	531.303
HSBC GLOBAL INVESTMENT FUNDS	1.474.392
HSBC MANAGED BALANCED FUND	10.493
HSBC GUARANTEED FUND	28.939
HSBC MANAGED GROWTH FUND	17.384
HSBC LIFE (INTERNATIONAL) LIMITED	291.557
NBIMC EAFE EQUITY INDEX FUND	202.720
MHTB (LUX)/TMA UMBRELLA FUND-GLOBAL EQU	33.900
TMA UMBRELLA FD-TMA ACWI EX-JAPAN PORTF.	60.900
STANDARD LIFE ASSURANCE LIMITED	15.621.196
SLIC - EUROPEAN EQUITY GROWTH FUND	367.401
JOHN HANCOCK VARIABLE INSURANCE TRUST INTERNATIONAL EQUITY INDEX TRUST	290.158
INTERNATIONAL EXPATRIATE BENEFIT MASTER TRUST	37.661
AMERICAN CENTURY RETIREMENT DATE TRUST	422.589
THE MASTER TRUST BK OF JP RE F RUSSELL INV (JP) INTL EQUITY F	58.686
INTECH GLOBAL ALL COUNTRY ENHANCED INDEX FUND LLC	9.833
RUSSELL COMMON CONTRACTUAL FUND	21.914
NEW SHIPS, INC. PENSION MASTER TRUST	814.350
THRIVENT DIVERSIFIED INCOME PLUS FUND	71.785
THRIVENT DIVERSIFIED INCOME PLUS PORTFOLIO	55.182
SSGA SPDR ETFS EUROPE II PUBLIC LIMITED COMPANY	3.513.425
SIR DAVID TRENCH FUND FOR RECREATION	24.197
UBS IQ MSCI WORLD EX AUSTRALIA ETHICAL ETF	25.114
UBS IQ MSCI EUROPE ETHICAL ETF	5.221
METALLRENTE FONDS PORTFOLIO	217.100
ALLIANZ STIFTUNGSFONDS NACHHALTIGKEIT	98.096
DEUTSCHE INVEST II	1.316.057
ISHARES CORE MSCI EAFE IMI INDEX ETF	1.334.278
PUBLIC SCHOOL TEACHERS' PENSION AND RETIREMENT FUND OF CHICAGO	8.070
SEQUOIA FOUNDATION	279
STG PFDS ACHMEA MANDAAT BLACKROCK	408.587
VOYA INTERNATIONAL HIGH DIVIDEND EQUITY INCOME FUND	18.427
VOYA INTERNATIONAL INDEX PORTFOLIO	1.366.465
POWERSHARES GLOBAL FUNDS IRELAND PLC	13.840
ADVANCED SERIES TRUST-AST PRUDENTIAL GROWTH ALLOCATION PORTFOLIO	836.755
DUGUAY ACTIONS EUROPE	135.122
ARRCO LONG TERME D ACTIONS	671.007
CNP MONTPARNASSE ACTIONS	308.586
LA BANQUE POSTALE ASSET MANAGEMENT	8.485
LSVIEHE, LSV2BHE	12.600
SONDERVERMOGEN ALLIANZGI-FONDS DEW-CO	75.246
SONDERVERMOGEN ALLIANZGI-FONDS DSW-CO	119.374
SONDERVERMOGEN ALLIANZGI-FONDS DHCO	68.692
SONDERVERMOGEN ALLIANZGI-FONDS DSW-DREFO	49.754
INV PROCAPTURE EUROPE INDEX FUND ACC KL	907.968
GENERALI EURO ACTIONS	230.805
NN (L)	5.168.307
ALLIANZ GLOBAL INVESTORS GMBH FOR DBI-FONDS ANDUS	550.000
MUSASHI SMART PREMIA FUND	15.810
ANIMA FUNDS PLC	2.103.991
RHUMBLINE INTERNATIONAL POOLED INDEX TRUST	155.397
GLOBAL EX US ALPHA TILTS FUND B	38.819
RUSSELL INVESTMENT COMPANY RUSSELL TAX-MANAGED INTL EQ FUND	947.176
ALLIANZ GLOBAL INVESTORS GMBH FOR DBI-FONDS SFT 4	92.963
ALLIANZ GLOBAL INVESTORS GMBH FOR ALLIANZGI-FONDS HPT	17.346
PUBLIC AUTHORITY FOR SOCIAL INSURANCE	67.830
ALLIANZ GLOBAL INV GMBH FOR ALLIANZGI-FONDS SFT2	135.021
BANK LOMBARD ODIER CO LTD	100.000
REGARD ACTIONS EURO	500.000
FCP INTER ACTIO	1.235
FCP CAP SERENITE	1.859

* ELENCO DELEGANTI *

FCP CAP EQUILIBRE	2.630
FCPE S E P DIV ACTIONS	7.584
FCPE NESTLE-FRANCE ACTIO	104.595
FCPE ESTERRA	680
FCPE MATRA	20.433
FCPE NUFARM EXP SOLIDA	542
FCPE GROUPE SECURITAS	5.947
FCPE DPI N 2	6.357
FCPE COMPTAGE IMMOBILIER	5.704
FCPE ITW DE FRANCE	5.270
FCPE CRCAM PROV C D AZUR	8.069
FCPE CHANTELLE	1.013
FCPE CROWN EMBAL FR SAS	11.606
FCPE RATIER FIGEAC	4.647
FCPE ARJOWIGGINS CANSON	384
FCPE NALCO FRANCE S A S	3.011
FCPE SKF DIV INTEREXP	17.466
FCPE GROUP APA NRD OUEST	932
FCPE ZOLPAN INVEST 5 ANS	868
FCPE THALES ALENIA SP 3	2.912
FCPE GIVAUDAN	16.295
FCPE EPARGNE SOL DYN THA	233.037
FCPE CLAIREFONTAINE EXAC	290
FCPE SAL GROUP CIE DEUTS	4.164
FCPE OMYA DIVERSIFIE	1.943
FCPE GEMALTO DYN SOLID	26.264
FCPE RELAIS H DIVERSIFIE	2.529
FCPE III CIMENT CALCIA D	4.122
FCPE SAFRAN ETHIQUE SLDR	44.140
FCPE HENKEL DVSF INT EXP	3.032
FCPE THALES ALENIA SP 1	1.861
HI-AXEL SPRINGER MASTER FONDS	79.317
CAIXABANK GLOBAL SICAV	16.700
WORLD TRADE ORGANIZATION PENSION PLAN	76.578
BANQUE PICTET & CIE SA	110.595
JPMORGAN INTERNAT.RESEARCH ENHANCED EQUI	8.450.245
CHINA LIFE INSURANCE COMPANY LIMITED	93.900
INTERNATIONAL GROWTH AND INCOME FUND	44.202.645
EUROPACIFIC GROWTH FUND	104.040.486
FIDELITY INV.FUNDS-FIDELITY INDEX WORLD	372.300
DEKA INVEST GMBH RE A-VSA-FONDS	112.743
OB 2	259.332
EPS	149.711
CO-OPERATIVE SUPERANNUATION SOCIETYPENSION PLAN	1
BMO MSCI EAFE INDEX ETF	1.712.494
SOUTH CAROLINA RETIREMENT SYSTEMS GROUPTRUST	53.819
EURIZON CAPITAL SGR - EURIZON AZIONI EUROPA	507.729
AMERICAN HEART ASSOCIATION, INC	19.142
UNION INVESTMENT LUXEMBOURG SA	6.243.654
INDIANA PUBLIC RETIREMENT SYSTEM	743.303
AON HEWITT COLLECTIVE INVESTMENT TRUST	73.676
ST BEW S.A. BEL.POOLS GLOB.EQ. FACTOR FUND	349.494
SG DIVERSIFIE ISR	263.890
FCPE MACIF CROISSANCE DURABLE	160.650
ETOILE ENERGIE EUROPE	108.415
MACIF CROISSANCE DURABLE ET SO	295.445
A.A. - BNP PAM -ISR	1.102.809
CNP ACP ACTIONS LT	285.148
ARIA	19.665
GROUPAMA ASSET MANAGEMENT	321.886
GIM TOKYO FD	56.165
GLOBAL X SCIENTIFIC BETA EUROPE ETF	4.244
FCPE LIMACTIF	79.045
FCP NATIO-FONDS COLLINE I	3.151.028

FCPE GPE FMC FCE DIV BNP	34.092
FCP NF COLLINES INVEST 3	1.896.540
FCPE MULTIPAR EQ. SOC. RES	747.291
FCPE MULTIPAR ACTS SR	1.075.074
MULTIPAR SOLIDAIRE DYNA SR	1.840.324
BNP EURO VALEURS DURAB	240.035
FCPE HARMONY	58.549
MAIF INVEST RESPO EUROPE	414.021
ALLIANZGI FONDS TSF	10.000
HFZH COFONDS	14.000
CAPACITY FONDS INSTITUTIONNEL ACTIONS ETRANGERES	169.879
SHELL TRUST BERMUDA LTD AS TRUSTEE OF THE SHELL OVERSEAS CONTRIBUTORY PENSION FUND	739.355
DEKA INVEST. RE DEKA-DIVIDENDENDISCOUNT	182.800
CHINA LIFE INSURANCE (GROUP) COMPANY	6.220
BLACKROCK INTERNATIONAL ALPHA TILTS FUND	20.389
UBS (US) GROUP TRUST	483.024
EQ ADVISORS TRUST-AXA INTL VALUE MANAGED	667.601
DEKA INVESTMENT GMBH RE DOHAMUN-FONDS DER IHK ZU DORTMUND	1.807
KAPIT PENSAM INVEST PSI 10 GLOBAL AKTIER	1.483.158
KAPITFORENI INSTIT INVEST GLOBALE AKTIER	31.015
STATE OF WYOMING	455.278
COMMINGLED PENSION TRUST FUND (INTREPID INTERNATIONAL) OF IPMORGAN CHASE BANK	3.340.088
BOMBARDIER TRUST U.S. MASTER TRUST	109.260
KATHERINE C. MOORE CHARITABLE LEAD ANNUITY TRUST II	14.425
EQ ADV TRUST EQ/INT. EQ. INDEX PORTFOLIO	1.683.639
UBS FTSE RAFI DEVELOPED 1000 INDEX FUND	63.484
RBC QUANT EAFE EQUITY LEADERS ETF	8.916
CI INCOME ADVANTAGE FUND	480.500
CI CORPORATE CLASS LIMITED	812.352
STICHTING BEDRIJFSTAKPENSIOENFONDS ZORGVERZEKERAARS	480.938
MALACHITE 35 TRUST	18.699
LAKE AVENUE INVESTMENTS, LLC	339.814
82A HOLDINGS, LLC	120.154
CENTURYLINK, INC. DEFINED CONTRIBUTION PLAN MASTER TRUST	412.557
SAMFORD UNIVERSITY	9.556
AMERICAN HONDA MASTER RETIREMENT TRUST	546.330
EMPLOYEES RETIREMENT FUND OF THE CITY OF DALLAS	166.868
LAZARD INTERNATIONAL EQUITY ADVANTAGE PORTFOLIO	5.354
SPDR MSCI WORLD QUALITY MIX FUND	1.302
AMERICAN FUNDS INSURANCE SERIES GLOBAL GROWTH AND INCOME FUND	3.539.000
TANGERINE BALANCED INCOME PORTFOLIO	20.259
TANGERINE BALANCED PORTFOLIO	132.741
TANGERINE BALANCED GROWTH PORTFOLIO	127.058
TANGERINE EQUITY GROWTH PORTFOLIO	143.880
GMO BENCHMARK-FREE FUND	1.785.038
PANAGORA DYNAMIC GLOBAL EQUITY (EX TOBACCO) FUND	10.599
BIMCOR GLOBAL EQUITY POOLED FUND	141.092
STATE STREET IRELAND UNIT TRUST	846.268
TENNESSEE CONSOLIDATED RETIREMENT SYSTEM	601.258
VANGUARD FTSE DEVELOPED ALL CAP EX NORTH AMERICA INDEX ETF	504.346
PINEBRIDGE GLOBAL DYNAMIC ASSET ALLOCATION FUND LLC	1.232
THE TRUSTEES OF BP PENSION FUND	1.311.144
THE TRUSTEES OF CONOCOPHILLIPS PENSION PLAN	130.547
COLONIAL FIRST STATE	123.528
LEGAL AND GENERAL	537.936
PRINCIPAL MPF EUROPEAN EQUITY FUND	332.712
CFSIL - COLONIAL FIRST STATE GLOBAL ASSET MANAGEMENT MULTI SECTOR TRUST I	3.123
ECOFIN WATER AND POWER OPPORTUNITIES PLC CO BNP PARIBAS SECURITIES SERVICES	1.435.708
STANDARD LIFE WEALTH ACER FUND CITIBANK INTERNATIONAL PLC	66.313
LEGAL AND GENERAL COLLECTIVE INVESTMENT TRUST	1.878.421
CFSIL RE COLONIAL FIRST STATE INVESTMENT FUND 10	271.442
VICTORY CAPITAL INTERNATIONAL COLLECTIVE INVESTMENT TRUST	48.766
ALLIANZ SUISSE LEBENSVERSICHERUNGS-GESELLSCHAFT AG	1.203.930
SHBNPP EURO INDEX SECURITY MASTER INVEST	27.142

* ELENCO DELEGANTI *

LANSDOWNE ENERGY DYNAMICS MASTER LP	2.142.108
LEGAL AND GENERAL INVESTMENT MANAGEMENT	65.170
CITIBANK INTERNATIONAL PLC AS TRUSTEE CITIBANK INT.PLC	18.608.686
SDA INTL EQUITY INDEX FD WORLD	211.448
EATON VANCE INTERNATIONAL (IRELAND)	7.377
SUBSIDIZED SCHOOLS PROVIDENT FUND	40.079
FIDELITY SALEM STREET TRUST FIDELITY SAI INTERNATIONAL INDEX FUND	3.217.074
OFI ASSET MANAGEMENT	57.160
AZL NFJ INTERNATIONAL VALUE FUND	60.616
TD INTERNATIONAL EQUITY INDEX ETF	24.553
PANAGORA ASSET MANAGEMENT INC.	3.646
LAZARD ASSET MANAGEMENT LLC QUANTITATIVE EQUITY FUNDS	2.275
UNITED FOOD + COMMERCIAL WORKERS FOR EMPLOYEES	95.200
PINEBRIDGE FUND SERIES PINEBRIDGE EUROPE EQUITY FUND	304.450
CITIBANK EUROPE PLC AS TRUSTEE FOR STANDARD LIFE WEALTH BALANCED BRIDGE FUND	1.982.295
AGORA MASTER FUND LIMITED APPLEBY TRUST (CAYMAN) LTD	1.400.000
NGEE ANN POLYTECHNIC	2.220
SAMFORD UNIVERSITY PENSION PLAN TRUST	8.901
INTER AMERICAN DEVELOPMENT BANK STAFF RETIREMENT FUND	510.873
MARITIME AND PORT AUTHORITY OF SINGAPORE	17.796
HC CAPITAL TRUST - THE ESG GROWTH PORTFOLIO	20.943
HC CAPITAL TRUST- THE CATHOLIC SRI GROWTH PORTFOLIO	12.144
JOHN HANCOCK ENDURING EQUITY FUND	2.023.567
AMERICAN CENTURY WORLD MUTUAL FUNDS, INC. INTL VALUE F	46.864
ARROWSTREET INTERNATIONAL EQUITY ACWI EX US TRUST FUND	2.334.381
THE HARTFORD GLOBAL REAL ASSET FUND	102.563
ROCHE U.S. RETIREMENT PLANS MASTER TRUST	435.761
TRANSAMERICA JPMORGAN TACTICAL ALLOCATION VP	167.093
JNL/MELLON CAPITAL EUROPEAN 30 FUND	309.642
VANGUARD FTSE DEVELOPED EUROPE ALL CAP INDEX ETF	111.556
THE WELLINGTON TR CO NAT ASS MULT COMM, ENDURING ASSETS PTF	1.038.917
WELLINGTON TR CO NAT ASS MULT COM TR F TR DAILY END ASS PTF	673.656
WELLS FARGO DIVERSIFIED INTERNATIONAL FUND	59.200
WISDOMTREE DYNAMIC CURRENCY HEDGED INTRNL EQUITY FUND	165.300
WISDOMTREE INTERNATIONAL EQUITY FUND	542.893
WISDOMTREE GLOBAL HIGH DIVIDEND FUND	36.316
WELLINGTON MANAGEMENT FUNDS (IRELAND) PLC	1.330.209
ISHARES MSCI EUROZONE ETF	7.561.039
ISHARES CORE MSCI EUROPE ETF	2.872.260
ISHARES INTERNATIONAL FUNDAMENTAL INDEX ETF	59.981
ISHARES GLOBAL MONTHLY DIVIDEND INDEX ETF (CAD-HEDGED)	43.111
THE TRUSTEES OF STAGECOACH GROUP PENSION SCHEME	220.095
KAIROS INTERNATIONAL SICAV - ITALIA	1.500.000
FIRST TRUST EUROZONE ALPHADEX ETF	10.506
FIRST TRUST RIVERFRONT DYNAMIC EUROPE ET	55.542
FIRST TRUST RIVERFRONT DYN DEV INT ETF	184.641
MUTACTION II	858.280
ALLIANZGI FONDS PFALCO	484.216
ALLIANZGI FONDS MAV	37.610
ALLIANZGI FONDS GANO	5.937
DEKA INVESTMENT GMBH RE DEKA	1.407.000
DEKA INVEST RE INTER-ESSEN-FONDS	22.017
DEKA INVESTMENT GMBH RE A-SKGO-FONDS	8.500
DEKA INVESTMENT GMBH RE LANDSBERG-FONDS	62.600
SCHRODER ADVANCED BETA GLOBAL EQUITY SMA	17.759
MERRILL LYNCH PROFESSIONAL CLEARING CORP	265.297
BNP PARIBAS ACT EUR RESP	234.736
HSBC ETFS PLC	511.613
EDMOND DE ROTHSCHILD ASSET MANAGEMENT	489.540
LYXOR INDEX FUND BURO	16.242
CWB ONYX GLOBAL EQUITY FUND	75.233
FCP HP ACTIONS LAZARD	492.503
FCP HGA ACTIONS ISR	906.289
FCPE OR SCHLINDER AUD	3.315

* ELENCO DELEGANTI *

KVV AKTIEN FONDS 1	189.260
HI NSNPT BAP FONDS	13.834
EXANE FONDS 2	2.788.892
BNP PARIBAS EASY	1.116.413
EQ ADV. TRUST AXA INTL.CORE MANAGED VOLA	411.344
DEKA INVEST. A-NORDHAUSEN 2-FONDS	200.188
DEKA INVESTMENT GMBH RE S BROKER 1 FONDS	12.000
EQ.ADVISORS TRUST-AXA/AB DYNAMIC GROWTH	74.087
SONDERVERMOEGEN ALLIANZGI-FONDS VBE	463.819
GENERALI MULTIPORTFOLIO SOLUTIONS SICAV	151.656
BERESFORD FONDS PLC	34.852
ROBECO UMBRELLA FUND I.N.V.	238.968
VERDIPAPIRFONDET DNB GLOBAL IV	8.146.143
VERDIPAPIRFONDET DNB MILJONVEST	1.821.981
STATE STREET GLOBAL INDEX PLUS TRUST	124.414
STATE STREET INTERNATIONAL EQUITIES INDEX TRUST	257.258
STATE STREET GLOBAL EQUITY FUND	200.832
MERCER GLOBAL LOW VOLATILITY EQUITY FUND	29.169
FRANCISCAN ALLIANCE, INC.	198.666
ARROWSTREET (CANADA) GLOBAL ALL-COUNTRY FUND II	622.476
ARROWSTREET (CANADA) GLOBAL ALL-COUNTRY FUND I	1.571.425
MERCER DIOCESE OF BROOKLYN LAY PENSION INVESTMENT TRUST	48.415
MERCER DIOCESE OF BROOKLYN GROWTH STRATEGY	158.091
WISDOMTREE ISSUER PUBLIC LIMITED COMPANY	127.642
ASCENSION ALPHA FUND, LLC	1.078.633
USAA MASTER TRUST (PENSION AND RSP)	23.065
IAGAM GLOBAL EQUITY TRUST	139.863
HP INC. MASTER TRUST	342.854
ANDRA AP-FONDEN	1.030.880
PUBLIC EMPLOYEES RETIREMENT ASSOCIATION OF NEW MEXICO	319.620
KAPITALFORENINGEN EMD INVEST, GLOBALE AK TIER/II	31.351
KAPITALFORENINGEN EMD INVEST, GLOBALE AK TIER/III	78.631
STICHTING PENSIOENFONDS PGB	629.159
FIDELIA ASSISTANCE	11.992
MAAF SANTE	29.139
THE TRUSTEES OF GOLDMAN SACHS UK RETIREMENT PLAN	18.087
VANGUARD INV FONDS ICVC-VANGUARD FTSE GLOB ALL CAP IND FUND	74.370
VFMC INTERNATIONAL EQUITY TRUST 1	7.764
FIRST STATE SUPERANNUATION SCHEME.	360.681
VFMC INTERNATIONAL EQUITY TRUST 2	16.522
PIMCO BALANCED INCOME FUND (CANADA)	13.268
COMMONFUND STRATEGIC SOLUTIONS GLOBAL EQUITY, LLC	17.600
GREYSTONE INTERNATIONAL INCOME AND GROWTH FUND	183.900
RUSSELL INVESTMENT COMPANY V PLC	128.866
ALLIANZGI GLOBAL DYNAMIC ALLOCATION FUND	18.941
DEUTSCHE ASSET MNGM S.A. FOR VERM FLEXIBEL (80./ . TEILGESCH)	15.171
CONAGRA FOODS MASTER PENSION TRUST	113.109
MERCY HEALTH RETIREMENT TRUST	145.652
MERCY HEALTH	289.699
GIM SPECIALIST INVESTMENT FUNDS	48.309
PIMCO FUNDS GLOBAL INVESTORS SERIES PLC	372.002
SONDERVERMOEGEN AVS-MF	38.453
BANNER HEALTH	238.400
OKLAHOMA PUBLIC EMPLOYEES RETIREMENT SYSTEM	1.355.730
NORTHERN FUNDS INTERNATIONAL GROWTH EQUITY FUND	90.414
INVESTMENT MASTER TRUST OF EXELIS INC.	350.638
CARNELIAN INVESTMENT MANAGEMENT LLC	187.992
FIDDLER PARTNERS LLC	3.119
MONDRIAN INTERNATIONAL EQUITY ESG FUND L.P.	394.115
OHANA HOLDINGS LLC	647.300
RDM LIQUID LLC	146.024
MONDRIAN INTERNATIONAL EQUITY FUND L.P.	10.598.980
MONDRIAN ALL COUNTRIES WORLD EX-US EQUITY FUND LP	2.898.040
DOMINION RESOURCES INC. MASTER TRUST	176.043

Handwritten signature/initials

* ELENCO DELEGANTI *

OLIN PENSION PLANS MASTER RETIREMENT TRUST	25.708
BROOKFIELD GLOBAL LISTED INFRASTRUCTURE	565.900
EL FINANCIAL CORPORATION LIMITED	456.000
FU715 FONDS INDUSTRIELLE ALLIANCE	27.000
MANULIFE GLOBAL INFRASTRUCTURE FUND	529.200
NBIMC EAFE EQUITY INDEX FUND - CLASS N	11.316
FCPE HORIZON EPARGNE MIXTE	18.036
AGIP MONDE DURABLE	292.647
ALLIANZGI FONDS DUNHILL	37.580
CBP GROWTH	250.201
ALLIANZGI FONDS DPWS	37.339
UBAM	56.258
JPMORGAN MULTI INCOME FUND	842.586
JPMORGAN EUROPE STRATEGIC DIVIDEND FUND	71.366
HSBC EUROPEAN GROWTH FUND	618.547
HENDERSON INTERNATIONAL INCOME TRUST PLC	963.546
HSBC GLOBAL INVESTMENT FUNDS EUROPEAN EQ	182.430
SOUTHERN COMPANY SYSTEM MASTER RETIREMEN	1.577.883
FLEXSHARES STOXX GLOBAL ESG IMPACT INDEX	16.739
DEKA INVESTMENT GMBH RE A-KSK FULDA-FOND	64.100
BUREAU OF LABOR FUNDS-LABOR INSURANCE FU	80.014
1290 FUNDS - 1290 SMARTBETA EQUITY FUND	12.000
AMP CAP UNHEDGED GL SHS MULTI MAN FUND	40.694
COMMONWEALTH GLOBAL SHARE FUND 28	59.229
COMMONWEALTH GLOBAL SHARE FUND 30	161.753
COMMONWEALTH SPECIALIST FUND 36	92.296
VICTORY RS GLOBAL FUND	141.881
VICTORY RS INTERNATIONAL FUND	919.647
VICTORY RS INTERNATIONAL VIP SERIES	410.187
VICTORY TRIVALENT INTERNATIONAL FUND - CORE EQUITY	124.414
FONDAZIONE ROMA SIF	192.411
GS TACS MARKET CONTINUOUS INTERNATIONAL	206.195
BROOKFIELD REAL ASSETS SECURITIES FUND	80.500
RAILWAYS PENSION TRUSTEE COMPANY LIMITED	1.952.261
GREAT-WEST INTERNATIONAL INDEX FUND	582.285
VOYA GLOBAL EQUITY FUND	35.798
VOYA GLOBAL EQUITY PORTPOLIO	97.580
INVESTERINGSFORENINGEN LAEGERNES INVEST,	39.674
BELLSOUTH CORP RFA VEBA TRUST	117.543
THE EUROPEAN CENTRAL BANK	419.063
PMPT-INKA-FONDS	503.941
LVIP MONDRIAN INTERNATIONAL VALUE FUND	3.017.144
MERCY INVESTMENT SERVICES, INC.	128.853
ALAS INV SERVICESMONDRIAN INV	148.352
BOK TRANSCO ENERGY EMP WEL BEN TR	10.150
DEUTSCHE XTRKS MSCI ALL WORLD HDQ	41.834
BOK KIC AAEQ 3	11.437
MSAR SCHRODER	77.011
BOK MCM DM PEQ	1
BOK KIC GAEQ16	1
SUBSIDIZED SCHOOLS P FUND NORTHERN	83.275
NN PP1NV NN PREMIUM DIVIDEND FUND	348.064
HRCR RPMT HAP RHUMBLINE EAFE	4.038
PS FTSE LO BT EQ WT PORT	2.560
NATWEST DEP SPF EUROPE EQ SSGA	138.954
55002 UP EUROPÆISKE AKTIER	800.170
CEP DEP IP GLOBAL EX UK ENHAN IND	31.555
CEP DEP IP EUROPEAN EQTY INCOME	1.667.588
CEP DEP IP EUROPEAN HIGH INCOME	34.608
55041 KUP GLOBALE AKTIER IV	16.346
56053 IP GLOBAL EQUITIES I	456.411
NON US EQUITY MGRS PORT 4 LSV	530.100
LSV NONUS EQUITY LLCLC	179.300
NONUS EQUITY MGRSPORT 1 ACADIANAN	42.027

LoF

* ELENCO DELEGANTI *

NONUS EQ MANAGERS PORT 3ACADIANAN	1.353
AST PRU GRWTH ALL PTF QMA EAFE PDDF	292.154
PS FTSERAFIEU UCITS ETF BNYMTCIL	7.877
FT ISE GLOBAL WIND ENERGY INDEX FND	277.120
PRU QMA WRLD FD INC PRU INT EQTY	251.466
PRU SECTOR FDS INC PRU UTILITY FD	11.780.717
PSF CONSERVATIVE BAL PORTF QMA	61.737
PSF FLEXIBLE MANAGED PORTF QMA	98.012
AST BLKRK GLBL STR INT SAE PDDC	13.515
AST JPM GL THEM PORT 2 INT EMB PDNB	213.020
AST JENNISON GLOBAL INFRASTR PDMN	65.602
PRU JEN GL INFRASTRUCTURE FUND PDLF	172.480
AST QMA INTL CORE EQUITY PORT PDMP	905.431
THE STELLAR FUND	91.518
IWHF LSV ASSET INVESTMENT	32.400
PCHF LSV ASSET MGMT	38.800
PFI INTL EQUITY INDEX FUND	664.851
THE FALKLANDS ISLANDS GOVERNMENT	205.222
THE FALKLAND ISLANDS GOVERNMENT FALKLAND ISLANDS GOVERNMENT GROWTH FUND	279.643
PENDENNIS FUND	67.140
BNYMTD UK LIMITED AS TRUSTEE OF CF CATALYST TRUST	274.100
PFI DIVERSIFIED INTERNATIONAL FUND	14.446.341
PVC DIVERSIFIED INTERNATIONAL AC	275.388
PFI OVERSEAS FD BHMS	3.232.159
PFI OVERSEAS FD PMC	549.402
PGIF EUROPEAN EQUITY FUND BNYMTCIL	85.749
BNYTD CF CANLIFE GLBL INFRA FD	100.243
CTJ RE STANLIB GLOBAL EQUITY FD AB	54.000
SP LLP UK CHARITIES CLIENTS AC	4.947.567
SARASIN AND PARTNERS LLP	182.032
ALLSTATE INSURANCE CO BLACKROCK	245.092
IQ 50 PERCENT HEDGED FTSE INTL ETF	154.495
IQ 50 PERCENT HEDGED FTSE EURO ETF	7.784
DEP QF SSGA NONUS EQUITY H1	36.187
DEP QF SSGA NONUS EQUITY B1	45.828
DEP QF SSGA NONUS EQUITY B2	47.853
GS ACTIVE BETA INTL EQUITY ETF	525.405
GS ACTIVEBETA EUROPE ETF	11.269
DEUTSCHE XTRK MSCI EMU HDG EQ ETF	38.756
VOYA INFRSTRCTR INDUST AND MATRLSFD	338.149
VOYA BALANCED PORT INTL VALUE	39.255
LOUISIANA SHERIFFS ARROWSTREET	119.204
PS6F STATE STREET INTL EQ	622.873
AF81 LABOR SELECT INTL EQ	1.163.177
BLL AQUILA LIFE EUROPEAN EQUITY	5.204.967
AST JPM SO EAFE OPP PD4D	53.412
AST JPM SO CAPITAL PRESERV PD4G	85.769
AST ACADEM STRAT AAJENNISON PD07	748.290
BLL AQUILA LIFE OSEAS EQUITY FUND	6.846
BLL AQUILA LIFE MSCI WORLD FUND	1.619.769
BLL AQUILA LIFE FTSE RAFT DEVELOPED	1.131.329
APL RB EQ DEV MIRA	95.834
PFI SYSTEMATEX INTERNATIONAL FD PGI	305.879
PZENA INVESTMENT MGT	468.363
MIRF ALLIANCE BERNSTEIN F	265.600
DEUTSCHE XTRKS MSCI EURO CCYHDG	495.672
ARC RB EQ DEV KAITOS	28.623
MIRF ARROWSTREET FOREIGNL	403.418
USMIA GLOBAL EQUITY	25.511
MI FONDS K10 SPK	448.366
MI FONDS K11 SPK	86.837
MI FONDS K12 SPK	177.141
BOA PENSION PLAN MONDRIAN	1.304.006
SBSA GEPP BLACKROCK EQUITY	809.731

EM

* ELENCO DELEGANTI *

ROWF GT ACWI EX US	2.605.885
FARMERS GROUP INC 401 K SAVINGS PLAN	484.463
FARMERS GROUP INC EMPLOYEES PENSION PLAN TRUST	334.780
TGWF PANAGORA INTL EQ	17.715
DEUTSCHE XTRKS MSCI EAFE CCYHDG	2.471.920
MCKINLEYCAPINTLGROWT	155.500
PGTF DR NON US EQUITY GT	19.212
ASV RB EQ DEV MENKAR	61.704
ABN AMRO PF UBS RAFI 1000	615.196
DBX FTSE DEV EX US COMP FACTOR	8.531
AB FOODS HEXAVEST	62.862
RTC EMULATION	72.854
SCEF MONDRIAN	321.408
AD1F APP LSV IE	99.900
TTPF PANAGORA DYN INTL BQ	5.836
SPARTAN INTL INDEX	15.689.762
WHTF WCTC PZENA	83.716
DREYFUS INTERNATIONAL EQUITY FUND	1.179.138
LF1F LSV ASSET MGMT	199.200
INTL EQUITY FUND MONDRIAN	2.759.856
MNVF SSGA INTL EQUITY	40.251
DRMA LTD	45.730
WF AND CO CASH PLN MONDN INV PT	844.916
WF AND CO CASH PLN EVERGN INV I	151.371
NTMA ISIF ILM EUROPEAN EQUITY	277.243
WF MFS LTD EAFE GLOBAL	57.281
SLI GLOBAL ABSOLUTE RET STRATEGIES	2.408.043
SLI GBL SICAV CON EU EQ IN FD	69.230
SLI SICAV GBL FOCUSED STRATEGIES FD	124.267
ALICNY BLACKROCK GBL EQUITY	39.261
C9W CITW FD PARAMETRIC	15.826
BNYMTD AMITY EUROPEAN FUND	330.000
BLACKROCK ACWI USIMI	2.593.937
UFJF MCM MSCI WORLD FD	98.621
NSNF PARA EAFE MONTI	49.788
NSNF PARA EAFE PI 1	39.937
NSNF PARA EAFE PI 2	43.914
RPL BERNSTEIN NON EQ	8.150
VANGUARD INTL HIGH DIV YLD INDEX FD	1.429.076
MO3F MARATHON WELLINGTN	44.657
HGHF HGHLD PBINF WLNGTN	18.869
HIGF HGHLD PBINF WLGTN CF	9.314
OICF OICL OCICL PZENA	604.475
PGEF PG E QUALIFIED PANAGORA EAFE	232.085
PGVF SSGA	8.102
CZ AANDELEN SSGA	81.472
BNYMTCIL MAN NUMERIC GLOBAL BQ TR	3.500
COLUMBIA SUSTAINABLE INTL EQ ETF	3.871
BGF EURO MKTS FD EURO EQUITY PF	4.033.859
BGF EUROPEAN VALUE FD	1.731.023
BGF NEW ENERGY FD NAT RES	10.033.571
DEUTSCHE XTRK MSCI STH EUR HDG ETF	6.647
BNY MELLON INTERNATIONAL FUND	1.491.342
BNYMTCIL FT EURO ALPHADDEX UCITS ETF	50.448
QSBF PANAGORA	56.056
UNITED CHURCH FUNDS LSV ASSET MGMT	144.500
B4305 FRB S LUND RES TR FBO B LUND	5.444
B4306 FRB M LUND REV TR	5.831
DB2F LSV ASSET MGMT	82.300
LLNS LLC AND LANS LLC DEFINED BENEFIT PLAN GROUP TRUST	558.725
LAWRENCE LIVERMORE NATIONAL SECURITY LLC AND LOS ALAMOS NATIONAL SECURITY LLC	128.737
DEFINED BENEFIT BENEFIT PLANGROUP TRUST	
RZSF1501 GLOBAL EQ HEXEVEST	142.217
RZSF3002 NON US EQ MONDRIAN	598.464

209

* ELENCO DELEGANTI *

CYBF LSV ASSET MGMT	208.600
HESF NJF INVEST GRP	90.911
NBPF LSV ASSET MGMT	567.200
AP7 EQUITY FUND	9.476.085
3M ERIP RAFI BAPE	380.124
CBZ CUIT INTERNATIONAL PRINCIPAL	159.702
1135 APG DME STCK SEL	8.909.322
CBF DEP IP EURO BX UK ENH IND FD	13.340
INVESCO PERPETUAL GLOBAL TARGETED INCOME FUND	14.813
PANAGORA RISK PARITY MULTI ASSET MASTER FUND LTD	46.369
JDRF LSV NON US LONG	406.300
CPA COP PSERS PSERS ACWI X US INDEX	1.032.568
AB FOODS ARTEMIS	776.625
IN8 COP TREAS PWP RHUMBLINE MSCI	53.869
ENSGN PEAK BAPE LSV ASSET	2.567.000
ENSGN PEAK CP LSV INTL LARGE	617.700
IVY APOLLO MLT ASSET INC GEI IVY	539.823
LOUISIANA STATE ERS MSCI EXUS INDEX	10.201
LOUISIANA STATE ERS MONDRIAN LG CAP	13.615
LOUISIANA STATE ERS TERROR FREE INT	1.354
NV PERS MELLON CAPITAL INDEX	2.389.210
NV RBIF ALLNCEBRNSTN INTL BQ	74.536
TEA BLACKROCK INC INTL	1.999.912
UTC EDHEC BLACKROCK UNITED TECHNOLOGIES CORPORATION MASTER RETIREMENT	40.301
SRP AQR	342.460
IVY GLBL EQUITY INC	2.277.699
STATE BOARD OF ADMINISTRATION OF FLORIDA	184.247
AST GS MULTI ASSET PORT LIQ PDHB	16.015
POOL RB JPM REI EQUITY	81.706
POOL RE L AND G MSCI EQ	167.993
BLL AQUIL LIFGLO3000 FMEN WHT INDFD	346.917
AST INTL VALUE LSV PD41	624.400
AST ADVANCED STRAT LSV PD15	680.500
PENN SERIES DEV INTL INDEX FUND	59.338
BNYMTD BLK CONTINENTAL EURO INC	10.560.045
BNYMTD BLK CONT EUR EQ TRCK FD INV	5.574.342
BLACKROCK WORLD EX FLORIDA RET SYS	1.580.141
VOYA MUTLI MANAGER INTERNATIONAL FACTORS FUND	92.945
VOYA INTERNATIONAL CORE FUND	260.065
DUKE ENERGY QUALIFIED NUCLEAR DECOMMISSIONING	308.687
BOARD OF PENSIONS OF THE EVANGELICAL LUTHERAN CHURCH IN AMERICA	183.187
PRUDENTIAL INVESTMENT PORTFOLIO 2 PRUDENTIAL QMA INTL DEVELOPED MRKTS INDEX FUND	26.576
ARCA FONDI SGR - FONDO ARCA AZIONI ITALIA	3.890.000
EIS - MULTIASSET RISK OVERLAY	53.506
EPF - ENHANCED CONSTANT RISK CONTRIBUTION	46.693
EPF - EURO Q-EQUITY	507.123
EPF - Q-FLEXIBLE	965.394
EUF - EQUITY EUROPE LTE	467.031
EUF - EQUITY EURO LTE	199.047
EUF - EQUITY ITALY SMART VOLATILITY	172.125
ISE - VALORE CEDOLA GLOBALE - 04/2015	21.276
ISE - GLOBAL DYNAMIC MULTITRENDER - 06/2015	18.083
ISE - VALORE CEDOLA GLOBALE - 07/2015	12.539
ISE - VALORE CEDOLA GLOBALE - 09/2015	12.373
ISE - GLOBAL INCOME MULTITRENDER - 09/2015	65.363
ISE - MULTIASSET CEDOLA GLOBALE - 12/2015	120.355
ISE - DYNAMIC INCOME MULTITRENDER - 01/2016	16.530
ISE - MULTIASSET CEDOLA GLOBALE - 02/2016	170.390
ISE - MULTIASSET ABSOLUTE 3 ANNI - 04/2016	1.670
ISE - MULTIASSET ABSOLUTE 3 ANNI - 07/2016	1.705
EPF - ABSOLUTE Q-MULTISTRATEGY	971
LBPAM STRATEGIE PEA I	63.575
PREDIQUANT EUROCROISSANCE A2	166.818
AMUNDI PATRIMOINE	141.159

210

* ELENCO DELEGANTI *

PDC A2 POCHE TITRES	110.000
AMUNDI LUXEMBOURG SA	393.738
AMUNDI FUNDS EQUITY EURO RISK PARITY	578.118
MLC INVESTMENTS, MLC LIMITED	1.314.556
UBS ASSET MANAGEMENT (AUSTRALIA) LTD	121.945
LANSDOWNE ICAV-LANSDOWNE CLEAN ENERGY FUND	359.877
CBOSC ATF CW BK GRP SUP WGSS08	43.922
CBOSC-CBGS-WGSS07	105.419
JOHN HANCOCK FUNDS II INTERNATIONAL STRATEGIC EQUITY ALLOCATION FUND	509.359
SLIC - GLOBAL EQUITY INCOME FUND	507.586
CONSULTING GROUP CAPITAL MARKE	194.256
ASCENSION HEALTHCARE MASTER PENSION TRUST	547.012
DOUBLE DIGIT CAGR LLC	31.768
OMEGA FFP LIMITED PARTNERSHIP	33.136
CAMPBELL PENSION PLANS MASTER RETIREMENT TRUST	195.923
SHRINERS HOSPITALS FOR CHILDREN	2.209.907
LEGAL AND GENERAL AUTHORISED CONTRACTUAL SCHEME	115.514
BANCO NACIONAL DE PANAMA, ACTING AS TRUSTEE OF THE FIDEICOMISO DE FONDO DE AHORRO DE PANAMA	35.335
KAIROS INTERNATIONAL SICAV - TARGET ITALY ALPHA	160.000
BAYERNINVEST KAPITALVERWALTUNGSGESELLSCHAFT MBH	5.415.311
NMMS WIEQ BRF ACCOUNT	24.400
KEMPEN EUROPEAN HIGH DIVIDEND FUND N.V.	1.371.390
ALLIANZ GLOBAL INVESTORS FRANCE	219.732
ALLIANZGI FONDS BREMEN	74.641
STANDARD LIFE WEALTH INTERNATIONAL	487.770
DAIWA PAN EUROPEAN HIGH DIVIDEND YIELD STOCK MOTHER FUND	62.990
DL INTERNATIONAL RESEARCH OPEN MOTHER FD	1.421.994
KEMPEN INTERNATIONAL FUNDS	560.900
BANCO CENTRAL DE TIMOR-LESTE (BCTL)	563.611
IPM CHASE BANK - PB - UK CORPORATIONS	196.118
ANZ WHOLESALE INTERN.SHARE NO. 1 FUND	24.932
CAPITAL INCOME BUILDER INC	60.965.188
UBS ASSET MANAGEMENT LIFE LTD	4.072.560
GOLDMAN SACHS TRUST- GOLDMAN SACHS INTER	268.562
COLUMBIA CAPITAL ALLOCATION AGGRESSIVE P	4.214
COMMINGLED PENSION TR FUN INT OPPORTUNIT	2.350.905
VERMONT PENSION INVESTMENT COMMITTEE	323.069
BENTON INVESTMENT FUND	62.553
NATWBST DEP SW SVSTPI IBI GS C	354.898
ALDER INVESTMENT FUND	101.640
NORFOLK PENSION FUND	747.670
KBI GLOBAL RESOURCES SOLUTIONS CIT	47.013
JPMORGAN MULTI BALANCED FUND	33.262
FCP ALM ACTIONS EURO	3.213.273
ERAFF ACTION EURO III	5.300.000
FCP CIC TECHNO COM	107.500
CAPITAL GROUP EMPLOYEE BENEFIT INV.TRUST	11.692.424
CAPITAL GUARDIAN GLOBAL EQUITY FUND	510.459
CENTRAL FINANCE BOARD METHODIST CHURCH	29.271
LOMBARD ODIER FUNDS (SWITZERLAND) SA I3D	1.222.003
DPAM EQUITIES L	321.007
QS INTERNATIONAL EQUITY FUND	220.000
DEKA INVESTMENT GMBH FOR SFT 3-FONDS	68.306
J & J PENSION FUND OFF	313.087
GOLDMAN SACHS TRUST II GOLDMAN SACHS GQG PART INTL OPP FD	15.002.364
AMERICAN BUREAU OF SHIPPING	6.606
ARROWSTREET INTERNATIONAL EQUITY EAFE TRUST FUND	599.801
AMERICAN FUNDS INSURANCE SERIES CAPITAL INCOME BUILDER	2.264.384
BROOKFIELD GLOBAL REAL ASSET FUND	17.700
SUNAMERICA SERIES TRUST - SA INTERNATIONAL INDEX PORTFOLIO	267.270
LOS ANGELES COUNTY EMPLOYEES RETIREMENT ASSOCIATION	3.430.675
RUSSELL INV MULTI-ASSET FACTOR EXPOSURE FUND	92.604
BURROUGHS WELLCOME FUND	96.454

221

* ELENCO DELEGANTI *

METZLER ASSET MANAGEMENT GMBH FOR MI-FONDS 415	595.120
CAPITAL GROUP INTERNATIONAL EQUITY FUND (CANADA)	851.869
WELLINGTON COMPOUND GROWTH, L.P.	115.966
THE AB PORTFOLIOS - AB CONSERVATIVE WEALTH STRATEGY	36.979
ISHARES EDGE MSCI INTL VALUE FACTOR ETF	642.875
ISHARES EDGE MSCI INTL SIZE FACTOR ETF	1.514
BOSTON RETIREMENT SYSTEM	153.552
OLD MUTUAL INVESTMENT GROUP (PTY) LTD	11.718
OLD MUTUAL LIFE ASSURANCE COMPANY (SOUTH AFRICA) LIMITED	78.814
COUNSEL DEFENSIVE GLOBAL EQUITY	14.444
GLOBAL INFRASTRUCTURE EQUITY FUND LONDON CAPITAL	135.598
RENAISSANCE GLOBAL EQUITY PRIVATE POOL	4.129
RENAISSANCE REAL ASSETS PRIVATE POOL	394.400
WINDWISE MSCI BAFE INDEX NON-LENDING, FUND FOR EXEMPT ORG.	387.915
R.K. MELLON INTERNATIONAL FUND.	169.168
CAPITAL INTERNATIONAL FUND	119.000
SINGLE SELECT INVEST MONCEAU ACTION	100.000
BLACKROCK GLOBAL ALLOCATION FU	19.002.184
AIM EQUITY EMU I	888.853
ANTARIUS ROTATION SECTORIELLE	85.414
OPI MARKET NEUTRAL EQUITY	1.524.607
2) NUMERIC INVESTORS LLC	95.900
LYXOR EURO STOXX 50 (DR)	265.945
OPI FUND - EURO LARGE CAP	80.000
JPMORGAN FUNDS (IRELAND) ICAV	4.853
THORNBURG GLOBAL INVESTMENT PLC	144.851
SEI INST.MAN.TRUST - MIM VOLAT.FUND	296.955
ZURICH INSURANCE COMPANY LTD	43.187
INV DANSKE INVEST GLOBAL INDEKS KL	31.350
GENERALI SMART FUNDS SICAV	306.653
THE ARROWSTREET COMMON CONTRACTUAL FUND	2.858.653
ALGEMEEN PENSIOENFONDS VAN CURACAO	175.766
WILLIAM BLAIR COLLECTIVE INVESTMENT TRUST	765.913
WILLIAM BLAIR INSTITUTIONAL-INTERNATIONAL GROWTH FUND	1.178.842
WILLIAM BLAIR INTERNATIONAL GROWTH FUND	1.266.578
ALLIANZ GLOBAL INVESTORS GMBH FOR ALLIANZ VERM. EUROPA	1.322.077
ALLIANZ GLOBAL INVESTORS GMBH FOR FONDIS	186.435
ALLIANZ GLOBAL INVESTORS GMBH FOR CONVEST 21 VL	273.462
INDEXIQ	194.290
PREMIUMMANDAT DYNAMIK	100.021
PREMIUMMANDAT BALANCE	62.606
CALVERT IMPACT FUND, INC. - CALVERT GLOBAL ENERGY SOLUTIONS FD	100.291
CALVERT RESP INX SRS, INC.-CLVRT DVD MRKTS EX-U.S. RSP INX FD	126.667
STATE STREET TOTAL RETURN V.I.S. FUND	23.292
TRUTH INITIATIVE FOUNDATION	18.774
HAND COMPOSITE EMPLOYEE BENEFIT TRUST	27.399
THE GENERAL MOTORS CANADA HOURLY PLAN TRUST	58.163
RUSSELL INVESTMENTS OVERSEAS EQUITY FUND	87.651
TRANSAMERICA INTERNATIONAL EQUITY INDEX VP	29.530
FIDELITY SELECT GLOBAL PLUS ALL CAP EQUITY INSTIT TRUST	32.950
FIDELITY SELECT INTERNATIONAL EQUITY INSTITUTIONAL TRUST	206.553
FIDELITY SELECT GLOBAL EQUITY INSTITUTIONAL TRUST	36.035
THE ALPHAGEN EUROPEAN BEST IDEAS FUND, LLC	715.831
INTERNATIONALB KAPITAL MBH FOR LH-PRIVATRENTE-AKTIBN	500.000
AB FUND N.V.	842.922
AB CANADA INTL VALUE EQUITY (CAP-WEIGHTED, UNHEDGED) FUND	138.460
WISDOMTREE INTERNATIONAL HIGH DIVIDEND FUND	350.983
TMCT, LLC	100.434
MDPIM INTERNATIONAL EQUITY INDEX POOL	371.148
CAPITAL GROUP GLOBAL EQUITY FUND	327.981
AB CAP FUND, INC. - AB ALL MARKET INCOME PORTFOLIO	24.086
DESIARDINS DEVEL EX-USA EX-CANADA MULTIF - CONTROLLED VOL ETF	61.013
SPDR MSCI EAFE STRATEGICFACTORS ETF	111.842
CHCP GLOBAL SECURITIES LP	1.334

212

* ELENCO DELEGANTI *

FLEURI HOLDINGS LLC	17.620
SOLARI LANE TRUST	52.630
SHIMODA HOLDINGS, LLC	2.517
POLICEMEN'S ANNUITY AND BENEFIT FUND OF CHICAGO	88.740
SCHLUMBERGER GROUP TRUST AGREEMENT	1.385.729
SALT RIVER PIMA-MARICOPA INDIAN COMMUNITY DIVERSIFICATION FUND ICVC	55.533
THE JUNIPER FUND	20.195
AON SAVINGS PLAN TRUST	679.760
ERIKA I. GLAZER 1985 TRUST	125.031
EXELON FITZPATRICK QUALIFIED FUND	69.515
EMERSON GLAZER TRUST OF 1989	37.719
THE GUILFORD GLAZER NON-EXEMPT MARITAL TRUST	15.740
HEWITT ASSOCIATES LLC 401K PLAN TRUST	80.530
KARSH LIVING TRUST	46.775
THE WAWANESA MUTUAL INSURANCE COMPANY	36.305
BMO CANADA PENSION PLAN	3.392
ALLIANZ GLOBAL INVESTORS GMBH	22.783
MARION BRADLEY PARTITION TRUST	105.035
INTL BESS LP	65.376
CHI OPERATING INVESTMENT PROGRAM L.P.	46.566
CATHOLIC HEALTH INITIATIVES MASTER TRUST	218.186
THE HODSON TRUST	121.497
LLOYD'S REGISTER FOUNDATION	102.096
PHILADELPHIA GAS WORKS PENSION PLAN	485.729
RELIANCE TRUST INSTITUTIONAL RETIREMENT	14.175
IVY PROSHARES MSCI ACWI INDEX FUND	68.900
RRMAS 2016 BUSINESS HOLDINGS LP	19.284
HI R MASTER FONDS	17.410
MASTERFONDS BANTHUS	48.579
IPAC SPEC INV STR INT SHARESTRATEGY NO 1	307.826
AMP CAPITAL GLOBAL QUALITY FUND	43.430
STRATEGIC INTERNATIONAL EQUITY FUND	33.130
LA FRANCAISE INFLECTION POINT ACTION EUR	119.047
LESAFFRE EQUILIBRE RESPONS SOLIDAIR	318.394
AXA INDICE EURO	93.437
AXA AA DIVERSIFIE INDICIEL I	574.879
FCP FRANCE INVEST, INTER	503.187
FCP ALM ACT ZONE EUR ISR	885.224
ROSENBERG EUROBLOC	5.550.000
FCP IRCOM RETRAITE DIVERSIFIE	637.821
FCPE GE FONDS A SOLIDAIRE	80.650
KEMPEN CAPITAL MANAGEMENT N V	28.259
MANULIFE INTERNATIONAL STOCK FUND UT	1.713.175
DPAM CAPITAL B	657.458
DPAM DBI-RDT B	673.965
ERI BAYERNINVEST FONDS AKTIEN EUROPA	332.156
PUTM EUROPEAN UNIT TRUST	246.348
BVK PERSONALVORSORGE DES KANTONS ZURICH	105.591
CAPCO TRUST JERSEY LIMITED AS TRUSTEE OF	592.698
GENERAL MOTORS PENSIOENFONDS OPF	39.652
QANTAS SUPERANN. LTD ATF QANTAS SUP.PLAN	23.134
ANZ PRIVATE GLOBAL EQUITIES TRUST	464.025
DEKA INVEST GMBH RE AGR DENA	126.400
DEKA INVEST,GMBH RE HUPPERTZ GLOBAL	23.900
FIDELITY INV. FIDELITY INDEX EUROPE EX U	2.248
JPMORGAN ACCESS BALANCED FUND	509.345
JPMORGAN ACCESS GROWTH FUND	22.225
COLUMBIA CAPITAL ALLOCATION MODERATE POR	26.882
STATE FARM INSURANCE CO EMPLOYEE RETIREM	5.100
FREDERICK S. UPTON FOUNDATION CAPITAL GU	1.698.117
GENERAL MILLS INVESTMENT TRUST	25.030
MAN FUNDS PLC	164.861
MAPFRE MSV LIFE PLC	168.500
	674.429

* ELENCO DELEGANTI *

MACQUARIE MULTI-FACTOR FUND	127.774
TASPLAN SUPERANNUATION FUND	261.074
VERDIPAPIRFONDET DNB EUROPA	111.266
VERDIPAPIRFONDET DNB GLOBAL INDEKS	415.503
SEI INSTITUT.INV.TRUST WORLD SEL.EQU.FUN	267.871
DEVELOPED INTERNATION EQUITY SELECT ETF	3.267
MONDRIAN INT.EQ.COLLECTIVE.INV.TRUST	1.092.640
ANIMA SGR SPA ANIMA VESPUCCI	100.800
ANIMA SGR SPA ANIMA MAGELLANO	488.500
SONDERVERMOEGEN TIMESA	262.100
SONDERVERMOEGEN FONDS CCS	26.185
56038 IF LOW RISK EQUITIES I	1.839.474
VERSUS CAPITAL REAL ASSETS FUND LLC	423.200
THE AMERICAN UNIVERSITY IN CAIRO	7.542
VIRTUS TOTAL RETURN FUND INC.	630.290
PUBLIC SCHOOL RETIREMENT SYSTEM OF THE C	19.500
AXA EURO DIVIDEND D	54.000
ALLIANZGI FONDS OB PENSION	86.400
ZURICH INSURANCE PLC	196.567
JANUS HENDERSON FUND	7.628.875
JANUS HENDERSON HORIZON FUND	5.948.546
KIWI INVEST MAN WHOLESALE CORE GLOBAL FD	154.224
FCPE FONDS BOEHRINGER	114.401
KLESIA LF ACTIONS EURO	1.046
FCP LBPAM IRC ACTIONS EURO MIN VAR	220.825
WORLDVIEW INVESTMENT FUND	89.223
ALL GL IN ASIA FD-ALLIANZ SEL EU EQY DIV	159.538
FRIENDS LIFE FUNDS LIMITED	1.079.762
DEKA INV. GMBH DEKA MSCI EUROPE UCITS ET	404.971
DEKA INVEST DIVIDENDENSTRATEGIE	11.500.000
DEKA INVEST GMBH RE BALANCE DYNAMISCH	31.685
TCORPIM INTERNATIONAL SHARE (UNHEDGED) F	90.533
CGMPV, LLC	31.499
DEKA INVEST GMBH MULDENTAL FONDS	66.000
DEKA INVESTMENT GMBH RE A WITTRING LCR F	8.150
DEKA INV. GMBH RE ROLAND MASTERFONDS	68.405
SUEBIA FONDS	682.452
VGW POOLFONDS VOL AG I	318.493
BLACKROCK MULTI-ASSET INC.PORTF.OF BLACK	1.444.940
KAYNE GLOBAL INFRASTRUCTURE FUND LP	45.100
NWT-GRAVITY EUROPEAN EQUITY FUND	35.307
SARASIN IE GLOBAL EQUITY OPPORTUNITIES (USD)	326.730
SARASIN IE GLOBAL EQUITY OPPORTUNITIES (GBP)	664.378
SARASIN GLOBAL DIVIDEND	664.621
BAPTIST FOUNDATION OF TEXAS DBA HIGHGROUND ADVISORS	183.152
JTW TRUST NO. 5 UAD 9/19/02	20.274
VIRGINIA C.MARS REVOCABLE TRUST DATED AUGUST 6, 1991	3.648
SPARTAN GROUP TRUST FOR EMPLOYEE BENEFIT PLANS	2.871.052
ATIVO INTERNATIONAL EQUITY FUND LP	90.640
LSV INTERNATIONAL CONCENTRATED EQUITY FUND, LP	746.100
DELTASHARES S+P INTERNATIONAL MANAGED RISK ETF	18.663
RUSSELL INVESTMENTS OVERSEAS EQUITY POOL	164.035
CAYMAN ISLANDS CHAMBER OF COMMERCE PENSION FUND	71.740
INVESCO GLOBAL CORE EQUITY FUND	1.827.025
JNL/MELLON CAPITAL MSCI WORLD INDEX FUND	62.964
CAPITAL GROUP CANADIAN FOCUSED EQUITY FUND (CANADA)	130.720
FRANKLIN TEMPLETON ETF TRUST - FRANKLIN FTSE EUROPE HEDGED ETF	4.041
FRANKLIN TEMPLETON ETF TRUST - FRANKLIN FTSE ITALY ETF	71.307
FRANKLIN TEMPLETON ETF TRUST - FRANKLIN FTSE EUROPE ETF	202.850
VANGUARD GLOBAL MOMENTUM FACTOR ETF	4.888
DB VERMOEGENFONDSMANDAT	105.100
GTA A PANTHER FUND LP	37.963
THE MASTER TRUST BK OF JP LTD ATF INVESCO OVERSEAS EQ OPEN M	9.641
DEUTSCHE AM MULTI ASSET PIR FUND	1.251.173

* ELENCO DELEGANTI *

INVESCO INTERNATIONAL CORE EQUITY FUND	276.893
INVESCO V.I. GLOBAL CORE EQUITY FUND	180.932
ISHARES CORE MSCI INTERNATIONAL DEVELOPED MARKETS ETT	1.346.177
ISHARES EDGE MSCI INTL MOMENTUM FACTOR ETF	342.822
WELLINGTON DIVERSIFIED INFLATION HEDGES FUND	116.049
MERCER GLOBAL EQUITY ALL COUNTRY WORLD INDEX FUND	82.300
ZÜRICH INVEST ICAV	739.292
UNION INVESTMENT INSTITUTIONAL GMBH	990.371
DEUTSCHE ASSET MANAGEMENT INVESTMENT GMBH ON BEHALF OF DEUTSCHE DCG EQ	84.521
HYMNOS	34.491
ATOUT EUROLAND CORE	275.327
LCL ACTIONS EURO CORE+	150.395
GREAT EUROPEAN MODELS	831.000
LCL ACTIONS EUROPE CORE EURO	12.313
INDOSUEZ ALLOCATION PBA	542.850
INDOSUEZ EUROPE RENDEMENT	536.000
INDOSUEZ EUROPE PATRIMOINE	1.350.000
CNP ASSUR EDRAM ACTIONS EUROPE	1.157.900
AA ALLIANZ DIVERSIFIE	1.208.882
AB CFAO	18.350
LBPAM ACTIONS OPTI INDICE EURO	43.225
AMUNDI SIF GLOBAL ETHICAL EQUITIES	15.052
LANSDOWNE CLEAN ENERGY FUND L.P./O CORPORATION SERVICE COMPANY	300.657
MAN MULTI-STRATEGY MASTER FUND MAPLES CORPORATE SERVICES LIMITES	16.517
UBS (LUX) STRATEGY SICAV SAP DYNAMIC (USD)	100.842
PENSIONSKASSE POST	971.501
UBS FUNDMANAGEMENT	268.426
THE GOVERNMENT EMPLOYEES PENSION FUND GEPP	312.557
WILLIS TOWERS WATSON GROUP TRUST	8.475
THE HARTFORD RETIREMENT PLAN TRUST FOR US EMPLOYEES	137.978
DUFF AND PHELPS GLOBAL UTILITY INCOME FUND INC	3.013.959
56037 IP LOW RISK EQUITIES II	1.873.992
GREAT WEST INTERNATIONAL GROWTH FUND	1.018.500
THE BOSTON COMPANY INC POOLED EMPLOYEE INTERNATIONAL EQUITY FUND	166.827
SIM OMNIBUS SARASIN INVEST MGMT	455.901
DEP QF SSGA NONUS EQUITY R2	44.774
WF WELLS FARGO BANK NA	67.696
WF FAINT STATE STREET GLOBAL SERV	147.787
VIRTUS DUFF AND PHELPS GLOBAL INFRASTRUCTURE FUND	156.915
GLOBAL ATLANTIC BLACKROCK DISCIPLINED INTERNATIONAL CORE PORTFOLIO	28.815
THE SULTANATE OF OMAN MINISTRY OF DEFENCE PENSION FUND	293.615
RWSF CIT ACW1	1.601.257
RWSF CIT ACWIEUX	997.584
RWSF CIT EAFE	1.251.257
BARNARD COLLEGE	8.285
BNYMTD BFM BLK SYSTEM CONT EUR FUND	1.157
CONGREGATION OF THE SISTERS OF CHARITY OF THE INCARNATE WORD	41.449
2048 APG DME LACM GL	353.795
2054 APG DME BLACKR	143.828
FIRST STATE INVESTMENTS ICVC FIRST STATE DIVERSIFIED GROWTH FUND	2.332
SAN FRANCISCO CITY AND COUNTY EMPLOYEES RETIREMENT SYSTEM	1.032.101
THE COMMONWEALTH FUND	60.043
CADENCE GLOBAL EQUITY FUND LP	3.332
THE UNIVERSITY COURT OF THE UNIVERSITY OF GLASGOW	48.885
DYNAMIC EQUITY GLOBAL EQUITY MANAGERS PORTFOLIOS SERIES	195.037
NKB SII EUROPE VALUE	278.980
NKB SII DOW JONES SWI	182.479
CANDLES PROVIDENT PENSION FUND	3.449
AOHIT HAI RHUMLINE EAFE THE ARCHDIOCESE OF HARTFORD INVESTMENT TRUST	4.611
NKB INVEST GLOBALE AKTIER BASIS	41.213
NYKREDIT INVEST TAKTISK ALLOKERING	125.761
NKB 31004 INV MM INVEST EUROPA AKK	655.330
WILM MULTI MGR FD JO HAMBRO	238.500
BNYMTCL GLG EUROPEAN EQ ALTER TRAD	305.843

* ELENCO DELEGANTI *

FT NASDAQ SMART GRID INDEX FUND	37.631
PRUDENTIAL INVESTMENT PORTFOLIOS INC PRUDENTIAL BALANCED FUND	106.587
AST RCM WORLD TRENDS PORT PDBF	1.032.953
STICHTING BEDRIJFSTAKPENSIOENFONDS VOOR DEZOETWARENINDUSTRIE	326.173
BRYF ATIVO CAPITAL	26.690
BLL ASCENT LIFE EUROPEAN	125.297
POWERSHARES PUREBETA FTSE DEVELOPED EX NORTHAMERICA PORTFOLIO	1.194
BCBSEG	371.490
DREYFUS INDEX FUNDS INC DREYFUS INTERNATIONAL STOCK INDEX FUND	325.681
FIRE AND POLICE PENSION ASSOCIATION OF COLORADO	139.876
WF KNIGHTS OF COLUMBUS MAST TR SSGA	18.840
SLI EUROPEAN EQUITY UNCONSTRAINED	128.847
ATIVO CAPITAL	43.920
PUBLIC SERVICE ENTERPRISE GROUP INC MASTER DEFINED BENEFIT RETIREMENT TRUST	1.442.464
PS SP INTL DEVEL MOMENTUM PORT	7.398
MONDRIAN EMERGING MARKETS EQUITY TREASURER OF THE STATE OF NORTH CAROLINA EQUITY INVESTMENT FUND POOLED TRUST	6.208.999
DIOCESE OF VENICE PENSION PLAN AND TRUST	10.804
MCIC VERMONT A RECIPROCAL RISK RETENTION GROUP	50.796
PITTSBURGH THEOLOGICAL SEMINARY OF THE PRESBYTERIAN CHURCH	14.326
CE8F LEIA ATIVO IE	28.640
PDBF NUVEEN	284.823
ZVK DEAM SPK	220.000
CYBF ATIVO CAPITAL MGMT	48.820
MSV JP MORGAN	312.609
THE ROMAN CATHOLIC ARCHBISHOP OF LOS ANGELES	243.395
STICHTING BEDRIJFSTAKPENSIOENFONDS VOOR DEZOETWARENINDUSTRIE EUROPAWEG	428.092
INTERNATIONALE KAPITALANLAGEGESELLSCHAFT MBH ACTING FOR ACCOUNT OF RNKA PBEAKK	747.029
NV PERS SSGA EAFE INDEX PUBLIC EMPLOYEES RETIREMENT SYSTEM OF NEVADA	2.546.628
SCHOOL EMPLOYEES RETIREMENT SYSTME OF OHIO	366.502
STANLEY LSV STANLEY BLACK AND DECKER INC PENSION MASTER TRUST	115.700
CITITRUST LIMITED AS TRUSTEE OF BLACKROCK PREMIER FUNDS-BLACKROCK WORLD EQUITY INDEX FUND	41.697
HANSJOERG WYSS REVOCABLE TRUST UAD	29.391
HOSTPLUS POOLED SUPERANNUATION TRUST	159.045
INTERNATIONAL EQUITIES FUND	97.409
INVESCO POOLED INVESTMENT FUND-GLOBAL STRATEGIC EQUITY FUND	86.400
JOHN HANCOCK DIVERSIFIED REAL ASSETS FUND	371.504
NEWBURG NOMINEES LIMITED INVESTORS WHOLESALE GLOBAL EQUITY (INDEX) TRUST	335.327
SLIC II - STANDARD LIFE INVESTMENTS	1.367.064
STANDARD LIFE WEALTH FALCON FUND	561.647
THE HARBORWALK PRIVATE TRUST - THEINTERNATIONAL EQUITY FUND	59.140
ALLIANZ VALEURS DURABLES	2.500.000
LYXOR EURO STOXX 300 DR	807.898
MUL - LYXOR ITALIA EQUITY PIR	144.034
LIF - LYXOR MSCI EMU VALUE DR	363.785
LYXOR CORE MSCI EMU DR UCITS	394.792
LSV FUNDS PLC	205.700
AMUNDI S.F.-EURO EQ MARKET PLUS	158.286
BLACKROCK EUROFUND	231.696
BLACKROCK GLOBAL ALLOCATION VI	6.545.841
AM SOL IT- PROG CED 12 2022	19.495
FONDS PALLADIO	194.256
AZ AIR FRANCE POCHE ACT EUR	106.452
ALLIANZ HOSPITALIERS EURO	400.000
ALLIANZ HOSPI VAL DURABLES	400.000
KAPITALANLAGEGESELLSCHAFT MBH	423.304
NEW CHURCH INVESTMENT FUND	14.837
RELIANCE TRUST INSTITUTIONAL RETIREMENT TRUST SERIES ELEVEN	3.773.237
STP NUCLEAR OPERATING COMPANY RETIREMENT TRUST	2.893
CENTERSQUARE INVESTMENT MANAGEMENT LLC	3.660
MONDRIAN GLOBAL ALL COUNTRIES WORLD EQUITY FUND, L.P.	5.481
PRO-GBN INVESTMENTS LLC	14.591
MFC INTERNATIONAL FUND LLC	3.288
AVALON PORTFOLIO II, LLC	2.447

h
EM

* ELENCO DELEGANTI *

MONDRIAN GLOBAL EQUITY FUND, L.P.	106.907
MICHELIN NORTH AMERICA (CANADA) INC. MASTER TRUST	3.262
BRISTOL-MYERS SQUIBB COMPANY MASTER RETIREMENT TRUST	25.183
GQG PARTNERS GLOBAL EQUITY FUND	407.185
LORD MAYORS CHARITABLE FUND	6.112
MERCER GLOBAL ENHANCED LOW VOLATILITY SHARES FUND	61.776
COLONIAL FIRST STATE INVESTMENT FUND 50	359.960
SARASIN IE GLOBALSAR - DYNAMIC (GBP)	1.015.000
SARASIN IE GLOBALSAR - STRATEGIC (EUR)	103.400
SARASIN IE GLOBALSAR - DYNAMIC (USD)	348.100
SARASIN IE GLOBALSAR - INCOME (GBP)	155.000
SARASIN IE GLOBALSAR - STRATEGIC (GBP)	123.039
SARASIN IE GLOBALSAR - STRATEGIC (USD)	93.400
BLACKROCK AUTHORISED CONTRACTUAL SCHEME I	6.536.882
TOWERS WATSON COMMON CONTRACTUAL FUND	9.300.151
LGPS CENTRAL AUTHORISED CONTRACTUAL SCHEME	1.580.754
ROBECCO INSTITUTIONAL UMBRELLA FUND	101.050
NMMS GIEP NVN ACCOUNT	123.518
NMMS-WIEQ-NVN ACCOUNT	45.671
SCHOLLER-STIFTUNGSFONDS I AKTIEN	49.321
FIAM GROUP TR FOR EMPLOYEE BENEF PLA	6.608.175
FIDELITY POC VALUE OPTIMIZED FACTOR	976
FIDELITY SAL ST FIDELITY GLOBAL EX US IN	2.091.423
LOS ANGELES CAPITAL GLOBAL FUND PLC	23.742
FIDELITY UCITS II ICAV	32.160
VARIABLE INSURANCE PRODUCTS FUND II: INTERNATIONAL INDEX PORTFOLIO	45.153
NUVEEN GLOBAL INFRASTRUCTURE FUND	1.625.981
MONDRIAN INTERNATIONAL EQUITY FUND	1.663.588
BANCOPOSTA AZ INTERNAZIONALE	560.740
BANCOPOSTA MIX 1	125.870
BANCOPOSTA MIX 2	307.450
AXA EURO DIVIDEND DBVL	113.618
JANUS HENDERSON GLOBAL EQUITY INCOME FD	2.532.172
JANUS HEND INSTIT EUROP INDEX OPP FUND	65.022
STANDARD LIFE WEALTH INTERNATIONAL LTD	119.883
JANUSHENDERSON GLOBAL EQUITY INCOME FUND	65.700
BPSS SYDNEY/WHOLESALE UNIT TRUST GLOBAL SHARES FUND 1	311.540
CALCIUM QUANT	354.629
FCP ERAFT ACTIONS EUROS4 EDRAM	10.494.400
PICTET GLOBAL SELECTION FUND	3.009.135
PICTET CLEAN ENERGY	5.773.381
JPMORGAN CHASE BANK - PB - UNITED STATES TRUSTS - CRA TREATY	76.829
JPMORGAN CHASE BANK - PB - UNITED STATES TRUSTS	15.985
JPMORGAN CHASE BANK - PB - US TAX EX ENT	13.648
JPMORGAN CHASE BANK - PB - US FOUNDATION	16.037
ONEPATH GLOB SHARES LARGE CAP UNHED IN P	667.905
LUCRF PTY LTD FOR THE LABOUR UNION CO-OPRATIVE RETIREMENT FUND	41.206
FLEXSHARES INTERNATIONAL QUALITY DIVIDEND DEFENSIVE INDEX FUND	68.192
ABU DHABI RETIREMENT PENSIONS AND BENEFI	168.909
INTERNATIONAL FUND MANAGEMENT S.A. RE STRATEGIECONCEPT VM BC	37.700
DEKA INVESTMENT GMBH RE AUW-FONDS	28.135
DEKA A-DOR-FONDS	131.979
INTERNATIONAL FUND MANGEMENT S.A. RE GLO	63.000
T. ROWE PRICE GLOBAL EQUITY FUND	8.823
EQ ADVISORS TRUST - 1290 VT SMARTBETA EQ	10.720
CITY OF PHILADELPHIA PUBLIC EMPL RET SYS	437.787
ARTEMIS GLOBAL EQUITY INCOME FUND	2.197.126
TRUST AND CUSTODY SERVICES BANK LIMITED	693.341
OSSHARES FTSE EUROPE QUALITY DIVIDEND ETF	58.168
RBC DEXIA TORONTO POOLED CLIENTS A/C	8.035
THE SHAKESPEARE HEAD FUND	117.561
THE BRUNNER INVESTMENT TRUST PLC	1.494.864
NH-AMUNDI PRIV SEC INVEST TRUST DI	19.257
CAISSE INTER ENTREP DE PREV PROFES CIEPP	683.766

217

* ELENCO DELEGANTI *

HANG SENG INSURANCE COMPANY LIMITED	191.881
SHELL TRUST (BERMUDA) LIMITED AS TRUSTEE OF THE SHELL INTERNATIONAL PENSION FUND	97.795
ISHARES ALLCOUNTRY EQUITY INDEX FUND	33.668
ISHARES WHOLESALE INTERN EQ INDEX FUND	546.460
ISHARES WHOLESALE SCREENED INT EQ IND F	52.625
JPM FUND ICVC-JPM MULTI-ASSET INCOME FD	78.062
EQ ADVISORS TRUST - ATM INTERNATIONAL MA	838.742
HAMPSHIRE COUNTY COUNCIL PENSION FUND	199.717
JPMORGAN DIVERSIFIED RETURN GLOB EQ ETF	25.889
JPMORGAN INSURANCE TRUST GLOBAL ALLOC PO	12.172
JPMORGAN MULTI ASSET TRUST PLC	165.452
WIF-EUROPE DISCOVERY FUND	234.397
MACKENZIE INTERNATIONAL EQUITY INDEX ETF	14.663
MACKENZIE MAX DIVERSIFICATION ALL WORLD DEVELOPED IND ETF	42.919
THE GLENORE CANADIAN PENSION FUNDS TRUST-FOREIGN EQUITY FUND	55.200
EUROPEAN DIVIDEND GROWTH FUND	65.985
PHILANTHROPAR INVESTMENTS LP	32.167
OHIM STRATEGIC PARTNERS LP	241.617
STICHTING J.E. ASR ES G INDEXPLUS INST. FONDS EN INZAKE EUROPA	1.115.397
THORNBURG BETTER WORLD INTERNATIONAL FUND	267.133
ARROWSTREET GLOBAL EQUITY ACWI TRUST FUND	234.011
GMO CLIMATE CHANGE FUND	298.591
RUSSELL INVESTMENTS INSTITUTIONAL FUNDS PLC	35.490
NUVEEN REAL ASSET INCOME FUND	2.507.988
NUVEEN REAL ASSET INCOME AND GROWTH FUND	685.500
TEXAS MUNICIPAL RETIREMENT SYSTEM	1.126.492
LAZARD GLOBAL BALANCED INCOME FUND	3.190
PIMCO EQUITY SERIES: PIMCO DIVIDEND AND INCOME FUND	157.805
RUSSELL INVESTMENTS GLOBAL INFRASTRUCTURE POOL	2.088.326
TJ-NONQUALIFIED, LLC	127.406
ALLIANZ GLOBAL INVESTORS GMBH FOR ALLIANZGI-FONDS VDB	137.069
ISHARES MSCI EAFE INTERNATIONAL INDEX FUND	3.433.611
MSCI ACWI EX-U.S. IMI INDEX FUND B2	489.235
BRIGHTHOUSE FUNDS TRUST II - METLIFE MSCI EAFE INDEX PTF	578.188
RUSSELL INVESTMENTS INTERNATIONAL SHARES FUND	46.644
RUSSELL INVESTMENTS TAX EFFECTIVE GLOBAL SHARES FUND	176.844
QSUPER	114.387
GMO STRATEGIC OPPORTUNITIES ALLOCATION FUND	5.648
FIDELITY POC VALUE UNCONSTRAINED	813
AMF AKTIEFOND EUROPA C/O AMF FONDER AB	2.153.176
AMF AKTIEFOND GLOBAL C/O AMF FONDER AB	1.372.202
AMF BALANSFOND C/O AMF FONDER AB	331.405
AMF AKTIEFOND VARLDEN C/O AMF FONDER AB	1.082.273
FIDELITY RETIREE HEALTH REIMBURSEMENT PL	113.308
INV. DANSKE INV. SELECT FLEXIN AKTIER	689.358
INV. DANSKE INVEST EUROPA INDEKS KL	372.510
ALLIANZGI FONDS DPF DILLINGER PENSIONSFO	147.298
AGI FONDS GRILLPARZER	67.000
ALLIANZGI FONDS HNE	570.000
SDK K3 FONDS	30.210
AMP CAPITAL SPEC INTERN SHARE FUND	320.562
ORANO CYCLE	3.800.000
BUILDING SOLUTIONS DIVERSIFIE	6.874
ACM IARD SA	1.007.481
ACM VIE SA FONDS GENERAL	8.494.718
CIDEL TRUST COMPANY	32.770
GREENCHIP GLOBAL EQUITY FUND	425.000
SHELL CANADA 2007 PENSION PLAN	81.182
PUTM BOTHWELL EUROPE FUND	2.997.724
BLACKROCK FUNDS IICAV	6.482
BANK OF MAURITIUS	57.254
FOREIGN SECURITIES TRUST #1	1.106.048
DEKA INVEST GMBH RE CHRISTOPHORUS FD	3.296
DEKA INVESTMENT GMBH RE TBG FONDS	74.000

DEKA INVESTMENT GMBH RE WI AKTIEN	63.718
BAYERNINVEST KAPITALVERWALTUNGSGESELLSCH	51.369
DEKA INVESTMENT GMBH RE PENSIONS FONDS MA	22.279
UI-E	212.510
BLACKR INS T COMP NA INV F FOR EMP BEN T	58.770.455
JPMORGAN GLOBAL RESEARCH ENHANCED IND FU	890.992
JPMORGAN BETABUILDERS EUROPE ETF	2.321.720
CATHOLIC COMMUNITY FOUNDATION OF MINNESO	13.947
RED DIAMOND INTERNATIONAL EQUITY LP	21.852
LEXINGTON INT, LLC	73.519
OSP LIQUID FUND, LP	71.795
INVESCO MARKETS II PLC	55.584
VANGUARD GLOBAL DIVIDEND FUND	1.698
LSV GLOBAL MANAGED VOLATILITY FUND	17.300
CF DV INTERNATIONAL STOCK INDEX FUND	335.870
IVY VIP GLOBAL EQUITY INCOME	1.078.445
1975 IRREV TRUST OF C D WEYERHAEUSER	8.805
RICHARD KING MELLON FDN	303.297
HACKENSACK MERIDIAN HEALTH MASTER RETIREMENT TRUST	147.800
S.ROBSON WALTON 1999 CHILDRENS TRUST	22.740
S. ROBSON WALTON 2010 TRUST	24.511
JOHN T WALTON FAMILY TRUST	124.531
PROVIDENCE ST. JOSEPH HEALTH LONG TERM PORTFOLIO	258.900
NATIONAL WESTMINSTER BANK AS TRUSTEE OF EDEN INVESTMENT FUND	68.637
AXA IM SUSTAINABLE EQUITY FUND	12.000
RUSSELL INVESTMENTS LOW CARBON GLOBAL SHARES FUND	88.919
BANK SINOPAC AMCO CATHAY GLOBAL INFRASTRUCTURE FUND	168.800
ARROWSTREET (CANADA) GLOBAL WORLD FUND I	358.255
ALLIANZ GLOBAL INVESTORS GMBH FOR ALLIANZGI-FONDS INDU	18.623
BEAR CREEK INC.	48.052
ALLIANZ ACTIONS EURO CONVICTIONS	2.104.000
ALLIANZ EPARGNE ACTIONS ISR SOLIDAIRE	132.000
XTRACKER (IE) PUBLIC LIMITED COMPANY	1.448.320
TIAA-CREF SOCIAL CHOICE INTERNATIONAL EQUITY FUND	403.784
BMO DISCIPLINED INTERNATIONAL EQUITY FUND	163.840
INTEL RETIREMENT PLANS COLLECTIVE INVESTMENT TRUST	8.820
BMO PRIVATE INTERNATIONAL EQUITY PORTFOLIO	1.954.422
LATVIJAS BANKA	99.499
ESPERIDES- S.A. SICAV - SIF	118.483
CENTRAL BANK OF IRELAND	56.425
POLLUX	32.000
CPR CONSOMMATEUR ACTIONNAIRE	38.328
ADP DIVERSIFIE DYNAMIQUE	41.965
CRN AMUNDI ACTIONS	143.757
OSTRUM ACTIONS EURO	1.780.068
OSTRUM ACTIONS EUROPE RENDEMENT	459.276
EGAMO ALLOCATION FLEXIBLE	83.007
PERP PROGRESSIF	250.997
RSRC ACTIONS	1.025.616
SBEYOND ACTIONS EUROPEENNES	422.659
CPR EUROPE	196.055
ROPS EURO F	1.323.542
SAFRAN MIXTE SOLIDAIRE	10.951
HSBC MULTI-ASSET DYNAMIC EURO	429.820
HSBC ACTIONS MONDE	79.473
BFT EURO FUTUR ESG	305.000
COVEA PATRIMOINE	287.500
GROUPAMA EUROPE EQUITIES	109.840
SEBYOND EQUITY FACTOR INVESTING EURO	27.358
BBM V-FLEX	151.099
HARMONIE EQUILIBRE	137.879
EPARGNE ETHIQUE ACTIONS	40.538
CHOIX SOLIDAIRE	23.340
FEDERAL ETHI-PATRIMOINE	20.835

219

ROPS-SMART INDEX EURO	535.186
COVEA SOLIS	257.721
AMUNDI RENDEMENT PLUS	310.466
CNP ASSUR VALUE ET MOMENTUM	80.089
LBPAM STRATEGIE PEA 2	77.622
INDOSUEZ BIENS REELS	104.600
UECM ALSACE	22.000
ALLOCATION INVEST INDIANAPOLIS	332.724
AP ACTIONS 1 EURO	423.046
AP ACTIONS 3 MIN VOL	144.971
AGRICA TACTIQUE G	240.247
S, Y TIC	30.000
VILLIERS DIAPASON	155.058
HAMELIN ACTIONS EUROPE	123.051
AA LA FRANCAISE ISR	577.780
CONTI PLACBMENTS	84.132
LBPAM ACTIONS EUROPE 50	192.864
ARCONIC RETIREMENT PLANS MASTER TRUST	51.184
PRAXIS INTERNATIONAL INDEX FUND	125.271
LEGAL AND GENERAL UCITS ETF PLC	252.840
INVESCO STRATEGIC DEVELOPED EX-US ETF	228.943
WESPATH FUNDS TRUST	351.515
RIVER PARTNERS GLOBAL EQUITY, LLC	1.969
SYCAMORE INVESTMENT CO LP	29.271
TERREBONNE INVESTMENTS, L.P.	230.868
WINDFALL INVESTMENTS, L.P.	34.616
OHSU FOUNDATION ENDOWMENT FUND LP	28.306
IQ 500 INTERNATIONAL ETF	245.435
IVY PZEMA INTERNATIONAL VALUE FUND	433.574
DBI FONDS EBB	48.538
ALLIANZGI FONDS NICO	12.201
HI BGHM AR MASTERFONDS	100.467
ALLIANZGI FONDS PENCABBY PENSIONS	157.485
PICTET TR	3.570.485
LA FRANCAISE LUX	50.306
CAIXABANK WBALTH SICAV	8.458
FAM SERIES UCITS ICAV	492.924
FCP FIAO	1.181.454
LFP MULTI TRENDS	43.844
FCP LBPAM DIVERSIFIE FOCUS OBLIG 3 5	82.666
FCP HUMANIS RETRAITE ACTIONS	1.098.676
FCPE MAN ENERGY SOLU FRANCE SAS	3.347
FCP LBPAM ACTIONS CROISSANCE EURO	2.450.128
STICHT BEDRIJFST FONDS VOOR DE MEDIA PNO	678.278
FCP HUMANIS RETRAITE ACTION BAS CARBONE	471.846
ACTIAM RESPONSIBLE INDEX FUND EQUITY EUR	1.724.625
GIVI GLOBAL EQUITY FUND A SERIES TRUST OF GLOBAL MULTI STRATEGY	38.757
AI STRATEGIC GLOBAL EQUITY FUND	2.041.928
AI DISTRIBUTION LIFE FUND	103.104
VELLIV, PENSION & LIVSFORSIKRING A/S	511.950
KYBURG INSTITUTIONAL FUND - AKTIEN WELT	656.669
COMMING PENS TR FU EU DYN HED EQ O JPM N	555.754
FIDELITY GLOBAL LOW VOLATILITY EQUITY FU	21.940
NEW WORLD FUND INC	8.394.776
MINE SUPERANNUATION FUND	378.651
MINISTRY OF ECONOMY AND FINANCE	86.468
DPAM INVEST B	2.274.132
DEKA INVEST GMBH RE DEKA-SBO-FONDS	9.616
DEKA INVESTMENT GMBH RE BF MASTERFONDS	73.219
DEKA INVESTM GMBH RE A-HECKER-FONDS I	163.000
DEKA INVESTME GMBH RE CHRONOS FUNDMASTER	110.000
INTERNATIONALE KAPITALSANLAGEGESELLSCHAFT	120.000
DEKA VALUE PLUS	576.820
DPAM HORIZON B	51.250

220

* ELENCO DELEGANTI *

DEKA INV GMBH R DEK MSCI WORLD UCITS ETF	13.579
COLUMBIA CAPITAL ALLOCATION MODER AGG P	3.557
GERANA SICAV-SIF, S.A.	527.378
INV.DANSKE INVEST,EUROPA	175.808
INVEST DANSKE INV EUROPA HOJT UDBYTTE	1.062.623
MF PICTET MULTI ASSET FUND	21.439
PIONEER FLEXIBLE OPPORTUNITIES FUND	637.103
JPMORGAN ETFS (IRELAND) ICAV	302.514
CATHOLIC INVESTOR INTERNATIONAL EQUITY F	167.500
SONDER VERMOEGEN ALLIANZ VKA FONDS	1.279.010
SONDER VERMOEGEN ALLIANZ RFG FONDS	743.580
SONDER VERMOEGEN ALLIANZ VGI I FONDS	142.747
ALETTI GES OB ITA	250.000
ALETTI GES MT EUR	508.940
MACKENZIE MAXIMUM DIVERS.ALL WORLD DEVELOPED EX NORTH AMERICA IE	16.691
PENSION PLAN FOR EMPLOYBES OF THE BUSINESS DEVEL.BANK OF CANADA	23.500
MACKENZIE MAX DIVERSIFICATION DEVELOPED EUR INDEX ETF	12.430
AON HEWITT GLOBAL EQUITY FUND	280.273
ABERDEEN INVESTMENT FUNDS UK ICVC II - ABERDEEN EUROPEAN EQUITY ENHANCED INDEX FUND	517.672
ABERDEEN INVESTMENT FUNDS UK ICVC II - ABERDEEN WORLD EQUITY ENHANCED INDEX FUND	192.524
CARE SUPER	6.844
JANUS HENDERSON CAPITAL FUNDS PLC	272.048
STICHTING BEDRIJFSTAKPENSIOENFONDS VOOR DE DETAILHANDEL	3.473.960
SARASIN THEMATIC GLOBAL EQUITY(STERLING HEDGED)	448.365
CITY OF AUSTIN EMPLOYBES RETIREMENT SYSTEM	16.741
PUBLIC PENSION AGENCY	2.091.768
MONDRIAN GLOBAL EQUITY ESG FUND LP	4.725
INTER AMERICAN DEVELOPMENT BANK	222.288
801 INVESTMENTS LLC	76.416
FIDELITY INVESTMENT TRUST: FIDELITY INTERNATIONAL VALUE FUND	1.244.300
NATWEST TRU+DEP SERV LTD ATO ST. JAMES'S PL GL BQ UN TR	13.431.446
M+G INVESTMENT FUNDS (I)- M+G GLOBAL THEMES FUND	3.656.333
NATWEST TRU+DEP SERV LTD ATO ST. JAMES'S PL CONT EURO UN TR	1.239.290
NATWEST TRU+DEP SERV LTD ATO ST. JAMES'S PL GR BURO PROG UT TR	2.408.024
INTERNATIONAL EQUITIES SECTOR TRUST	11.420
CATHOLIC ENDOWMENT FUND, LP	10.895
BMO INTERNATIONAL EQUITY FUND	563.220
FIDELITY INVESTMENT TRUST: FIDELITY FLEX INTERNATIONAL FUND	78.633
TJ-QUALIFIED, LLC	113.940
DWS INVESTMENT GMBH FOR DEAM-FONDS GSK I	102.946
DWS INVESTMENT GMBH FOR DEAM-FONDS PFDB	35.167
DWS INVESTMENT GMBH FOR DEAM-FONDS SLM I	170.000
MERCER GE INTERNATIONAL EQUITY FUND	281.105
DWS INVESTMENT GMBH FOR MULTI-INDEX EQUITY FUND	61.836
DWS INVESTMENT GMBH FOR DWS QI EUROPEAN EQUITY	110.223
DWS INVESTMENT GMBH FOR DWS QI EUROZONE EQUITY	329.050
DWS INVESTMENT GMBH FOR DYNAMIC EUROPE BALANCE	72.283
DWS INVESTMENT GMBH FOR DWS VORSORGE AS (DYNAMIK)	259.352
DWS INVESTMENT GMBH FOR DWS QI LOWVOL EUROPE	619.842
DWS INVESTMENT GMBH FOR ALBATROS FONDS	35.429
CITY UNIVERSITY OF NEW YORK	11.549
EUROPE INVESTMENT FUND	116.464
MORGAN STANLEY VAR INS FUND, INC. GLOBAL STRATEGIST PORTFOLIO	4.573
COMMONFUND SCREENED GLOBAL EQUITY, LLC	11.500
DWS INVESTMENT GMBH FOR DEAM-FONDS PG EQ	194.727
CAPITAL GROUP CAPITAL INCOME BUILDER (CANADA)	134.062
MERCER FTIC NON-US EQUITY INVESTMENT PORTFOLIO LLC	6.963
ALLIANZGI BEST STYLES GLOBAL MANAGED VOLATILITY PORTFOLIO	20.863
DWS INVESTMENT GMBH FOR DEUTSCHE RR17	13.283
DWS INVESTMENT GMBH FOR DEAM-FONDS PPC GEQ	14.669
DWS INVESTMENT GMBH FOR STIFTUNGSFONDS SVC I	25.017
DWS INVESTMENT GMBH FOR DEAM-FONDS MASP	35.000
TRANSAMERICA INTERNATIONAL STOCK	293.112
DWS INVESTMENT GMBH FOR DEAM-FONDS PMF I	60.000

* ELENCO DELEGANTI *

DWS INVESTMENT GMBH FOR DEAM FONDS DKS 1	20.000
DWS INVESTMENT GMBH FOR DEAM FONDS PMB 1	2.400
DWS INVESTMENT GMBH FOR OP- FONDS WFF	11.504
DWS INVESTMENT GMBH FOR GCB PENSION FUND GERMANY	25.413
DWS INVESTMENT GMBH FOR DEAWM-FONDS BW GERMANY	21.807
STICHTING PENSIOENFONDS WERK- EN (RE)INTEGRATIE	1.396.666
GREYSTONE INTERNATIONAL EQUITY FUND	1.513.200
PGEM FUNDS PUBLIC LIMITED COMPANY	76.611
MEDIOLANUM GESTIONE FONDI SGR - FLESSIBILE SVILUPPO ITALIA	2.800.000
FIDEURAM INVESTIMENTI SGR - FIDEURAM ITALIA	260.000
FIDEURAM INVESTIMENTI SGR - PIANO AZIONI ITALIA	5.830.000
FIDEURAM INVESTIMENTI SGR - PIANO BILANCIATO ITALIA 50	1.332.000
FIDEURAM INVESTIMENTI SGR - PIANO BILANCIATO ITALIA 30	126.000
EURIZON CAPITAL SGR - EURIZON PIR ITALIA AZIONI	340.436
EURIZON CAPITAL SGR - EURIZON RENDITA	64.259
EURIZON CAPITAL SGR - EURIZON MULTIASET TREND DICEMBRE 2022	6.949
EURIZON CAPITAL SGR - EURIZON PROGETTO ITALIA 70	2.558.931
EURIZON CAPITAL SGR - EURIZON PROGETTO ITALIA 40	2.635.723
EPSILON SGR - EPSILON MULTIASET VALORE GLOBALE MARZO 2022	35.584
EPSILON SGR - EPSILON FLESSIBILE AZIONI EURO GIUGNO 2021	5.400
EPSILON SGR - EPSILON QVALUE	18.946
EPSILON SGR - EPSILON QRETURN	105.048
EPSILON SGR - EPSILON DLONGRUN	1.418
EPSILON SGR - EPSILON QEQUITY	12.780
EPSILON SGR - EPSILON ALLOCAZIONE TATTICA GIUGNO 2020	16.407
EPSILON SGR - EPSILON FLESSIBILE AZIONI EURO SETTEMBRE 2020	80.913
EPSILON SGR - EPSILON FLESSIBILE AZIONI EURO NOVEMBRE 2020	58.287
EPSILON SGR - EPSILON FLESSIBILE AZIONI EURO FEBBRAIO 2021	19.193
EPSILON SGR - EPSILON FLESSIBILE AZIONI EURO APRILE 2021	8.157
EPSILON SGR - EPSILON MULTIASET 3 ANNI MAGGIO 2020	1.221
EPSILON SGR - EPSILON MULTIASET VALORE GLOBALE MAGGIO 2022	64.823
EPSILON SGR - EPSILON MULTIASET 3 ANNI LUGLIO 2020	614
EPSILON SGR - EPSILON MULTIASET VALORE GLOBALE LUGLIO 2022	51.949
EPSILON SGR - EPSILON MULTIASET VALORE GLOBALE GIUGNO 2021	162.460
OLD NORTH STATE HEDGED EQUITY MWT LLC	72.350
MAN QUALIFYING INVESTOR FUNDS PLC MAN GLG ELS MASTER QIF	37.672
BELFIUS PENSIONFUNDS	579.960
BAYERNINVEST DIVIDENDE FONDS BAYERNINVES	15.262
GLG EUROPEAN LONG SHORT FUND MAPLES CORPORATE SERVICES LIMITED	48.249
COLONIAL FIRST STATE INVT LTD RE COMMONWEALTH SPLST FUND 10 C/O ACADIAN ASSET MANAGEMENT LLC	30.601
GMO MASTER PORTFOLIOS (ONSHR) LP GMO TAX MOD BCHMK TRE FD CO GRANTHAM MAYO VAN OTTERLOO AND CO LLC	39.458
ALPHANATICS MASTER FUND LTD CO PICTET ASSET MANAGEMENT SA.	513.975
EIS - EURO EQUITY INSURANCE CAPITAL LIGHT	538.537
AMUNDI INDEX MSCI EUROPE	1.635.132
EPOQUE	421.309
LA SAUVEGARDE (A) EUROPE	36.792
GMF-VIE CANTON D (A) EUROPE	2.139.012
GMF ASSURANCES (A) EUROPE	661.388
MMA IARD SA (A) EUROPE	977.396
MAAF VIE ACTIF GENERAL	1.101.335
ABP IARD	64.684
MAAF VIE WINNEO PERP	5.599
JUNON ACTIONS OBLIGATIONS	141.969
IBM FRANCE F	92.857
ATOUT PULSACTIONS	877.786
L.S. DYNAMIQUE ET SOLIDAIRE	19.000
FDRN AMUNDI	272.766
ERISA ACTIONS EUROPE N2	320.772
SOLIDARITE	23.725
TECHNIP DYNAMIQUE	75.767
TECHNIP EQUILBRE	86.273
FONDATION EUROPE	139.091
TESLA POCHE ACTIONS	76.244

222

* ELENCO DELEGANTI *

AMUNDI HORIZON	152.946
PREDICA ISR MONDE - ACTIONS	11.150
PREDICA ISR EUROPE - ACTIONS	18.193
MONQELAS	123.468
BUROCORPORATE FG DIVERSIFIE	13.323
SAFRAN DYNAMIQUE	53.266
TONI ACTIONS 100	369.396
LBPAM ACTIONS INDICE EURO	1.196.587
LBPAM ACTIONS 80	306.346
LBPAM ACTIONS EUROPE MONDE	204.061
ECUREUIL PROFIL 90	3.040.091
LBPAM ACTIONS EUROPE	265.098
A.A. - GROUPAMA - ISR	1.157.175
CAVEC GROUPAMA DIVERSIFIE	373.450
PORT ROYAL EQUILIBRE	244.739
FAGUS	1.101.635
AMUNDI ACTIONS RESTRUCTURATIONS	362.519
AMUNDI ACTIONS EUROPE ISR	175.383
AMUNDI ACTIONS EURO ISR	753.187
AMUNDI EUROPE MONDE	164.232
AMUNDI RESA ACTIONS EURO	842.592
AMUNDI RESA ESG ACTIONS EURO	2.933.840
CPR EUROPE NOUVELLE	514.971
AMUNDI PARTRIMOINE PEA	61.469
HSBC ACTIONS EUROPE	1.129.404
HSBC GLOBAL ASSET MANAGEMENT	525.351
CPR EUROLAND PREMIUM	300.197
LCL ACTIONS MONDE HORS EUROPE EURO	349.578
ATOUT EUROLAND RESTRUCTURATION	148.283
LCL ACTIONS EURO RESTRUCTURATION	50.602
CNP ASSUR EUROPE.NEUFLIZE OBC	499.729
COVEA ACTIONS RENDEMENT	1.513.816
COVEA FINANCE ACTI EUROPE	606.142
DORVAL CONVICTIONS PEA	211.820
DORVAL CONVICTIONS	661.240
FEDERAL OPTIMAL (PART P)	1.366.000
ECUREUIL PROFIL 75	1.062.168
EURO CAPITAL DURABLE	1.733.397
AMUNDI SGR SPA / AMUNDI RISPARMIO ITALIA	1.387.458
KL EUROSTOXX50 DB	141.138
UBS FUND MGT (CH) AG CH0467/UBSCHIF2-EQ GLOB	27.206
ABERDEEN INVESTMENT FUNDS UK ICVC II - ABERDEEN EUROPEAN EQUITY TRACKER FUND	84.415
CPSIL ATF CMLA INTERNATIONAL SHARE FUND	67.763
OLD MUTUAL GLOBAL INVESTORS	26.775
POINT72 ASSOCIATES LLC - FSEU C/O THE CORPORATION TRUST COMPANY	1.745.703
SOCIALLY RESPONSIBLE DEVELOPED MARKETS FUNDAMENTAL INDEX CTF	12.993
STANDARD LIFE WEALTH GLOBAL EQUITY INCOME FUND	47.583
STICHTING PENSIOENFONDS METAAL EN TECHNIEK MN SERVICES	1.500.682
VICTORYSHARES DEVELOPED ENHANCED VOLATILITY WTD INDEX ETF	10.091
VICTORYSHARES INTERNATIONAL VOLATILITY WTD INDEX ETF	29.818
WELLINGTON MANAGEMENT COMPANY LLP	1.134.653
CIDEL BANK AND TRUST INC. CIDELFL	1.905
AGF GLOBAL RBAL ASSETS FUND	148.399
SUPPLEMENTAL RETIREMENT PLAN OF THE BUSINESS DEVELOPMENT BANK OF	17.400
RENAISSANCE INTERNATIONAL EQUITY PRIVATE POOL	5.396
PURPOSE INTERNATIONAL DIVIDEND FUND	176.237
STICHTING PENSIOENFONDS PGB UBS- MSCI EUROPE EQUITY PASSIVE	3.825.309
STICHTING PENSIOENFONDS PGB UBS- GLOBAL EQUAL WEIGHTED EQUITY	190.443
M&G (LUX) INVESTMENT FUNDS I	1.826.053
ALLIANCEBERNSTEIN FUND DYNAMIC	30.778
SEI GLOBAL INVESTMENT FUND PLC	138.515
AMJ GLOBAL BALANCED FUND 2017	58.458
AB CAP FUND INC AB FLEXFEB	13.760
AB SICAV I ALL MARKET TOTAL	5.580

* ELENCO DELEGANTI *

LYXOR MSCI EUROPE UCITS ETF	1.456.404
AFFINITY WORLD LEADERS EQUITY	2.710
LYX EUR STOXX 50 (DR) U E	7.176.699
AB SICAV I ALL MARKET INCOME	508.177
E.T.H.I.C.A	430.000
MAAF ASSURANCES SA	927.636
BROWN BROTHERS HARRIMAN TRUSTE	1.798.805
GLOBAL HIGH INCOME EQUITY FUND	151.369
LYX FTSE EUR MIN VAR UC ETF	9.421
ASI-PROGETTO CEDOLA 04 2023	28.903
AM SOL IT-PROG CED 05 2023	29.882
AM SOL IT-PROG CED 06 2023	24.547
AMUNDI S.F. - BQ PLAN 60	17.352
PI IF -EUROPEAN EQUITY	168.857
AMUNDI SOLUZIONI IT-PROG. AZ.	32.138
GIP ALTO INTL AZ	98.899
DWS INVESTMENT GMBH	2.786.989
RBC ISB - MMA VIE SA	2.259.188
BERNISCHE PENSIONS KASSE	1.101.026
SEI INST INV TRU SCREENED WOR BQ EX US.F	40.010
LCAM GLOBAL EQUITY FUNDS	151.514
FIDELITY SALEM STR T FID TOTAL INT IND F	1.392.288
FIDELITY UCITS ICAV	66.350
SEI TRUST COMPANY FOR THE BENEFIT OF SGA INTERANTIONAL EQUITY PLUS CIT	319.660
SIX CIRCLES INTERNAT UNCONSTRAIN EQ FUND	16.501.324
FIDELITY SALEM STREET TRUST; FIDELITY ZERO INTERNATIONAL INDEX FUND	502.209
FIDELITY CONCORD STREET TRUST; FIDELITY SERIES INTERNATIONAL INDEX FUND	71.271
SEI INSTIT INV TRUST WORLD EQUITY EX US FD WELLING	4.147.590
FIDELITY COMMON CONTRACTUAL FUND II	275.182
MONDRIAN ALL COUN WORLD EX US EQ CO IN T	903.371
BPSS JERSEY/SARASIN PARTNERS LLP	610.291
AIRBUS INVEST FOR LIFE AKTIENFONDS I	315.868
AMP INTERNATIONAL EQUITY INDEX FUND HEDG	980.909
WHOLESALE UNIT TRU MSCI GLOB IND SHAR FU	46.627
FCP CAMGESTION RENDACTIS	568.013
STICHTING AHOLD DELHAIZE PENSIOEN	641.034
FCPE SAPEM ACTIONS	11.392
DNCA MF VALUB EUROPE	369.798
FCP JET SERVICES	11.000
FCP SCHUCO	3.760
FCP GROUPE FORD FRANCE	6.245
FCP C ET A	4.000
BALL PACKAGING EUROPE	2.554
FCP AMORA MAILLE DIVERSIFIE	5.000
ACM ACTIONS PLUS	13.657
ACM ACTIONS	17.542
FCPE LAGARDERE PUBLICITE AUDIO	1.013
BARCLAYS FRANCE 30-70	12.000
FCP PYRENEES GLOBAL	11.736
RAIFFEISEN INDEX FONDS EURO STOXX 50	145.514
MIGROS PENSIONKASSE	29.355
PICTET GLOBAL SELECTION FUND - GLOB	62.405.479
PICTET-EUROLAND INDEX	436.391
DEKA VERMOGENSMANAGEMENT GMBH RE KEPPLER	112.850
CTIVP - LAZARD INTERNATIONAL EQUITY ADVANTAGE FUND	6.321.550
JPMORGAN SAR EUROPEAN FUND 50/F	1.057.899
BT WHOLESALE MULTI MANAG INTL SHARE FUND	95.831
AXA OFFSHORE MULTIMANAGER FUNDS TRUST - AXA OFFSHORE AGGRESSIVE MULTIMANAGER FUND	6.210
CIBC	10.951
JPMORGAN FUND III ICVC-JPM DIVERSIFIED GROWTH FUND	129.943
DEKA INV GMBH RE DONAU-LCR-FUNDMASTER	908.600
ANZ WHOLESALE INTERNATION SHARE NO. 3 FU	194.331
SBC MASTER PENSION TRUST 208	38.400
GOLDMAN SACHS TRUST - GOLDMAN SACHS ABSOLUTE RETURN TRACKER FUND	

* ELENCO DELEGANTI *

NATIONAL FARMERS UNION MUTUAL INSURANCE	237.171
PRUDENTIAL LEGACY INSURANCE COMPANY NJ	429.892
DEKA INVE GMBH RE DEKA-PRIVATVORSORGE AS	250.000
BMW AG	94.987
NATIONAL PENSION INSURANCE FUND	129.639
BLACKROCK INTERNATIONAL INDEX V.I.FUND OF BLACKROCK VARIABLE SBRIES FUNDS INC.	103.512
BLACKROCK MSCI EAFE EQUITY INDEX NON-LENDABLE FUND	1.960.964
JPMORGAN DIVERSIFIED RETURN EUROPE EQUITY ETF	7.631
NEW YORK LIFE INSURANCE AND ANNUITY CO	30.104
MULTI-MANAGER DIRECTIONAL ALTERNATIVE STRATEGIES FUND	50.766
MULTI-MANAGER INTERNATIONAL EQUITY STRATEGIES FUND	843.273
AURION GLOBAL EQUITY FUND	29.360
PRISMA FONDATION SUISSE D'INVESTISSEMENT PRISMA ESG WORLD EX-CH L.V.EQ. H	1.741
AXA INSURANCE DAC	33.522
BNPDSJ ACO SLW OFF GL EQ FD	82.380
BNPDSJ ACO SLW OFF BRIDGE PD	166.052
DNCA VALUE EUROPE	1.732.183
FCP CM-CIC EURO ACTIONS	890.516
DANSKE INVEST SICAV EUROPA (SEK)	122.691
DEGROOF PETERCAM ASSET MANAGEMENT REPRESENTING ARGENTA PENSIOENS PAAR FONDS	2.019.300
DBFENSIVE	52.000
DEGROOF PETERCAM ASSET MANAGEMENT REPRESENTING ERGO FUND	106.073
ROBECO CAPITAL GROWTH FUND	775.404
EQ ADVISORS TRUST - EQ/MFS UTILITIES SERIES PORTFOLIO	105.746
UNIVERSITE DE GENEVE	788.491
DANSKE BANK PULJER	542.108
ALLIANZ AZIONI EUROPA	11.683
ALLIANZ GLOBAL STRATEGY 15	19.579
ALLIANZ GLOBAL STRATEGY 30	197.567
ALLIANZ GLOBAL STRATEGY 70	125.000
ALLIANZ ITALIA 50 SPECIAL	385.778
ALLIANZ CHOICE BEST STYLES EUROPE FUND	235.997
HSBC P IN F HSBC POOLED GLOBAL EQUITY FD	2.175.683
FRIENDS LIFE AND PENSIONS LIMITED PEXHAM END	2.147.444
PUTM ACS EUROPEAN EX UK FUND	68.262
ROYAL LONDON MUTUAL INSURANCE SOCIET LTD	99.753
HSBC BTFS	33.830
SONDERVERMOGEN ATLAS GI	234.070
SONDERVERMOGEN AVAW	342.884
ALLIANZ CGI SUBFONDS EQUITIES	157.665
ALLIANZ PV-WS RCM SYSPRO INDEXING EUROLAND	487.579
ALLIANZ PV-WS RCM SYSPRO VALUE EUROPE	60.710
NIKKO GLOBAL TRI-ASSET FUND CIBC FINANCIAL CENTRE	6.028.938
MELLON OFFSHORE FUNDS C/O CIBC BANK AND TRUST COMPANY (CAYMAN) LIMITE	82.496
BAYERN INVEST LIBI-FONDS B. KAPITALVERWALTUNGSGESELLSCHAFT	79.259
BAYERNINVEST VECO-FONDS B. KAPITALVERWALTUNGSGESELLSCHAFT	13.728
JPMORGAN CHASE BANK - PB - UNITED STATES INDIVIDUALS	155.087
JPMORGAN CHASE BANK - PB - UNITED STATES PARTNERSHIP	27.100
DPAM L	143.555
JANUS HENDERSON INTERNATIONAL MANAGED VO	20.576
BNYMTCL CGF WDEQ LA	217.688
AUTORIDADE MONETARIA DE MACAU	28.454
GREAT WEST CORE STRATEGIES INTERNATIONAL EQUITY FUND	36.130
ADVANCED SERIES ASTPRUDENTIAL FLEXIBLE MULTI STRATEGY PORTFOLIO	5.129
BNYMTCL WINTON GLOBAL EQUITY FD TR	246.200
FIRSTENERGY SYSTEM MASTER RETIREMENT TRUST	1.322
INVESCO S AND P EUROPE 350 EQUAL WEIGHT INDEX ETF	314.529
MULT BOS WITH SAME RESIDENCY	2.022.310
THE CONSOLIDATED EDISON PENSION PLAN MASTER TRUST	316.877
CENTRAL PENSION FUND OF THE INTERNATIONAL UNION OF OPERATING ENGINEERS AND PARTICIPATING EMPLOYERS	90.716
MINISTERS AND MISSNRES BENEFIT BRD OF AMERICAN BPTST CHURCHES	158.932
JASPER RIDGE DIVERSIFIED TAX EXEMPT LP	28.291
FIRST INITIATIVES INSURANCE LIMITED	772
CANDENCE GLOBAL EQUITY FUND LP	

* ELENCO DELEGANTI *

CENTRAL PENSION FUND OF THE INT UNION OF OPERATING ENGINEERS AND PARTICIPATING EMPLOYERS	527.002
THE BOSTON COMPANY ASSET MANAGEMENT	122.654
RCB AVOIRS OPCVM	309.313
TEXAS UTILITIES QUAL NDT PARTNERSHIP	11.941
2049 APG DME ARROWST	2.528.745
THE BANK OF NEW YORK MELLON EMPLOYEE BENEFIT COLLECTIVE INVESTMENT FUND PLAN	6.212.840
UPMC BMO FCP	97.645
BLK COMTS INC INV TST INV PF BNYMTD	316.516
BCT POOLED INVESTMENT FUND SERIES SMARTEUROPEAN EQUITY FUND	59.108
BNY MELLON GLOBAL INFRASTRUCTURE INCOME FUND	129.978
WBW TRUST NUMBER ONE	995
CDW 73 IRR PARA GL	4.076
PNC OBL OMNIBUS CUSTODY	11.676
POWERSHARES S AND P INTERNATIONAL DEVELOPED HIGH.DIVIDEND LOW VOLATILITY PORTFOLIO	16.765
ACADIAN GLOBAL MANAGED VOLATILITY EQUITY FUND LLC	583.627
ACADIAN INTERNATIONAL EQUITY FUND LLC	103.514
EMPLOYEES RETIREMENT TRUST OF BANK OF MONTREAL HARRIS	143.139
NATIONAL ELEVATOR INDUSTRY HEALTH BENEFIT PLAN	111.100
POWERSHARES S AND P GLOBAL EX CANADA HIGH DIVIDEND LOW VOLATILITY INDEX ETF	13.177
CEP DEP JP GLOBAL TARGETED RE FUND	1.114.712
AST FI PYRAMIS QUANT AA GLB BQ PDGH	109.843
AST FI PYRAMIS QUANT AA IE SC PDGJ	971.662
SARATOGA INTERNATIONAL EQUITY PORTFOLIO	20.900
BNYMTCIL LM QS MV EURO EQ GAI FD	53.000
CTJ RE STANLIB GLOBAL EQ ARR USD	284.229
VOYA GLOBAL ADVANTAGE AND PREMIUM OPPORTUNITY FUND	30.998
INTERNATIONALE KAPITALANLANGESELLS CHAFT MBH	55.248
FPXF WILLIAM BLAIR CO	162.803
SEATTLE CITY EMPLOYEES RETIREMENT SYSTEM	78.870
AIF 21104 LPI AKT EUROPA II	67.736
ONFF WILLIAM BLAIR NONUS	61.516
CE8F WILLIAM BLAIR IACG	391.928
STICHTING BEWAAREDER ACHMEA BELEGGINGSPOLS AIM AWW E7AFZ026002	1.401.413
CENTRAL STATES SE AND SW H AND W FUNDS	266.400
LRPF WILLIAM BLAIR	130.022
CASEY JP ARROWSTREET	136.046
RZSF3001 NON US GE W BLAIR	216.592
UPMC BMO PENSION	93.547
UPMC BMO	81.476
IMASCO HOLDINGS GRP INC AND PARTICIPATING AFFILIATES RETIREMENT PLAN	18.720
DWS INVESTMENT GMBH ON BEHALF OF DEAM FONDS ZDV	151.500
HC CAPITAL TRUST - THE INTERNATIONAL EQUITY PORTFOLIO	199.184
FIDELITY RUTLAND SQUARE TRUST II: STRAT ADV FID INTL FUND	693.784
SCHWAB FUNDAMENTAL INTERNATIONAL LARGE COMPANY INDEX ETF	3.501.961
SANFORD C. BERNSTEIN FUND INC- TAX MANAGED INTL PTF	5.117.370
AB TRUST - AB INTERNATIONAL VALUE FUND	371.380
BERNSTEIN FUND, INC. - INTERNATIONAL STRATEGIC EQUITIES PTF	12.617.970
AB COLLECTIVE INVESTMENT TRUST SERIES	932.785
AB VARIABLE PROD SERIES FUND, INC. - AB INT VALUE PORTFOLIO	862.050
INSTITUTIONAL RETIREMENT TRUST	42.774
GLOBAL LOW VOLATILITY EQUITY FUND, LLC	26.780
FRANKLIN FTSE EUROPE EX U.K. INDEX ETF	106.671
HARBOR OVERSEAS FUND	28.931
THE HARTFORD BALANCED FUND	219.126
HEALTHONE	160.038
GLOBAL MULTI ASSET STRATEGY FUND	20.551
BMO GLOBAL LOW VOLATILITY EQUITY FUND	44.077
BMO ALTERNATIVE STRATEGIES FUND	19.334
INVESCO GLOBAL TARGETED RETURNS FUND	6.162
LVIP BLACKROCK GLOBAL ALLOCATION FUND	721.052
SPDR MSCI WORLD STRATEGICFACTORS ETF	2.134
LM FUND LP	13.044
BMO INVESTMENTS (IRELAND) PLC	127.864

226

* ELENCO DELEGANTI *

WELLINGTON TR CO NAT ASS MULT COMM TR FD TR GLB MAN RISK PORT	120.424
WILMINGTON TRUST COLLECTIVE INVESTMENT TRUST	268.444
BMO GLOBAL GROWTH + INCOME FUND	523.956
PRUDENTIAL BANK AND TRUST FSB	249.809
THE AB PORTFOLIOS - AB ALL MARKET TOTAL RETURN PORTFOLIO	195.283
ISHARES MSCI ITALY ETF	4.913.056
TRANSAMERICA INTERNATIONAL GROWTH	4.614.700
NATWEST TR+DEP SERV LTD ATO ST. JAMES'S PL MULTI ASS UN TR	313.447
ES ALLIANCE BERNSTEIN UK OBIC ALL BERN EUR (EX UK) EQ ES F	902.312
ALICE A PROIETTI FAMILY TRUST UAD 09/27/13	14.146
CYSTIC FIBROSIS FOUNDATION	202.858
THOMAS L. WALTON FAMILY TRUST UAD 03/19/13	12.440
STEUART L. WALTON FAMILY TRUST UAD 3/19/13	30.928
S. ROBSON WALTON 2009 GRAT NO. 4 ARTICLE II TRUST	19.379
LSV GLOBAL CV EQUITY FUND, LP	117.000
PZENA GLOBAL VALUE FUND 2 DST	212.011
STICHTING BLUE SKY LIQUID ASSET FUNDS	916.606
CALIFORNIA PHYSICIANS SERVICE D/B/A BLUE SHIELD OF CALIFORNIA	27.513
NORTHERN ENGAGE360 FUND	60.987
MRFF INVESTMENT COMPANY NO. 2 PTY LTD	626.886
SARASIN THEMATIC GLOBAL EQUITY	835.211
SARASIN GLOBAL EQUITY REAL RETURN	477.000
UBS COMMON CONTRACTUAL FUND	2.648
BANCOPOSTA MX 3	450.900
NVW	150.000
ABERDEEN STANDARD SICAV I	173.509
AMP LIFE INTERNATIONAL EQUITIES FUND	157.043
BNZ WHOLESALE INTERN EQUITIES INDEX FUND	94.793
FCPE BDF FONDS S SOLIDAIRE	35.491
FCP KLESIA K ACTIONS EURO	23.549
FCP KLESIA K RETRAITE EURO	2.050.192
FCP ARRCO QUANT 1	618.745
JANUS HENDERSON ADAPTIVE GLOBAL ALLOCATI	592
JANUS HENDERSON DIVIDEND INCOME BUILDER	211.278
THE ENDEAVOUR II FUND	21.993
FCP VILLIERS ACTIONS EUROPE SYST	1.048.555
PRAMERICA SICAV	3.500.000
HSBC GLOBAL FUND ICAV	6.254
NFS LIMITED TRAFALGAR COURT ADMIRAL PARK ST. PETER PORT	314.603
JPMORGAN GLOBAL MACRO OPPORTUNITIES FUND	104.065
STANDARD CHARTERED BANK HONG KONG RETIRE	22.246
FIDELITY DIVERSIFIED INTERNATIONAL FUND	12.371.700
DEKA INVESTMENT GMBH RE MV-FONDS	108.000
DEKA INVESTMENT GMBH RE WI DISCOUNT	1.155.000
JUPITER GREEN INVESTMENT TRUST PLC	100.000
SCHRODER GLOBAL MULTI-FACTOR EQUITY FUND	257.946
BLACKROCK MSCI EMU IMI INDEX FD B (EMUIM	6.670
JPMORGAN EUROPE DYNAMIC FUND	1.413.470
JPMORGAN INSURANCE TRUST INCOME BUILD PO	14.000
JPMORGAN INTERNATIONAL HEDGED EQUITY FUN	102.001
STATE OF NEW MEXICO STATE INVEST COUNCIL	2.129.343
U S STEEL CORPO REPRESENT RETIREES BENEF TR	11.658
JPMORGAN INTERNATIONAL EQUITY PLUS FUND	26.887
USAA INTERNATIONAL FUND	5.362.442
VICTORYSHARES USAA MSCI INTERNATIONAL VALUE MOMENTUM ETF	253.730
ANIMA SGR SPA ANIMA CRESCITA ITALIA	1.342.320
FIDELITY ADVIS SVIII FID ADV INT CA AP F	6.749.700
VARIABLE INSURANCE PROD FD II INTER CAP	736.200
SEI INST MANAG TR GLOBAL MANAG VOLAT FND	293.765
MS HORIZONS MULTIACTIVOS GLOBAL PRUDENTE FUND	8.576
KAPAN PENSIONER FORSAKRINGSFORENING	518.730
SIX CIRC MAN EQ PORT INT UNCON	1.598.709
ISHARES EDGE MSCI MIN VOL EAFE ETF	1.779.814
ISHARE EDGE MSCI MIN VOL EAFE INDEX FUND OF BLACKROCK FUNDS	24.087

227

* ELENCO DELEGANTI *

ISHARES EDGE MSCI MIN VOL EUROPE ETF	24.405
BLACKROCK UTILITIES INFRASTRUCTURE AND POWER OPPORTUNITIES TRUST	2.493.825
FIDELITY COVINGTON TRUST: FIDELITY INTL VALUE FACTOR ETF	22.900
WELLS FARGO BK DECL OF TRUST ESTABL INVEST FUNDS EMPLOYEE BEN TR	1.973.223
HC CAPITAL TRUST- THE INSTITUTIONAL INTERNATIONAL EQUITY PORTFOL	325.353
SUNAMERICA SERIES TRUST- SA SCHRODERS VCP GLOBAL ALLOCATION PORT	14.755
COUNTY OF LOS ANGELES SAVINGS PLAN D THRIFT PLAN	3.800
PFM MULTI-MANAGER SERIES TRUST - PFM MULTI-MANAGER INTERNATIONAL	55.281
STANDARD LIFE INVESTMENTS GLOBAL ABSOLUTE RETURN STRATEGIES MAST	343.056
VANGUARD FTSE DEVELOPED EX NORTH AMERICA HIGH DIVIDEND YIELD IND	13.189
DWS GLOBAL INCOME BUILDER FUND	121.171
PIMCO RAE INTERNATIONAL FUND LLC	739.333
XTRACKERS (IE) PUBLIC LIMITED COMPANY	673.318
SEASONS SERIES TRUST SA PUTNAM ASSET ALLOCATION DIVERSIFIED GROW	38.219
PIMCO EQUITY SERIES: PIMCO RAE INTERNATIONAL FUND	1.163.100
SUNAMERICA SERIES TRUST SA BLACKROCK VCP GLOBAL MULTI ASSET PORT	20.926
FRANKLIN TEMPLETON ETF TRUST-FRANKLIN LIBERTYQ GLOBAL EQUITY ETF	6.896
HARTFORD MULTI-ASSET INCOME FUND	4.014
SUNAMERICA SERIES TRUST-SA LEGG MASON TACTICAL OPPORTUNITIES PO	1.479
FRANKLIN LIBERTYQT INTERNATIONAL EQUITY INDEX ETF	15.450
JOHNSON AND JOHNSON PENSION SAVINGS PLANS MASTER TRUST	2.872.523
SUNAMERICA SERIES TRUST SA JPM DIVERSIFIED BALANCED PORTFOLIO	55.309
FIDELITY COMMONWEALTH TRUST II: FIDELITY INT'L ENHANCED INDEX FD	1.590.455
VANGUARD DEVELOPED ALL-CAP EX NORTH AMERICA EQUITY INDEX POOLED	42.381
PES:PIMCO RAFI DYNAMIC MULTI-FACTOR INTERNATIONAL EQUITY ETF	15.805
SEASONS SERIES TRUST SA MULTI-MANAGED INTERNATIONAL EQUITY PORTF	64.005
ARROWSTREET (CANADA) INTERNATIONAL DEVELOPED MARKET EX US FUND I	136.048
ABERDEEN GLOBAL INFRASTRUCTURE FUND	232.100
UNITED TECHNOLOGIES CORPORATION EMPLOYEE SAVINGS PLAN MASTER TRU	910.538
FRANKLIN TEMPLETON ETF TRUST-FRANKLIN LIBERTYQ INT'L EQUITY HEDG	18.592
SK EUROPA	450.000
AZ EURO INVESTMENTS S.A.	1.236.652
SK WELT	400.000
SK THEMEN	200.000
GLOBAL MANAGED VOLATILITY FUND	494.027
SYMMETRY US EQUITY FUND	58.150
MACKENZIE GLOBAL ENVIRONMENTAL EQUITY FUND	276.748
MCLEAN & PARTNERS GLOBAL EQUITY POOL	301.700
NAZARETH LITERARY AND BENEVOLENT INSTITU	102.988
MOTHER CABRINI HEALTH FOUNDATION, INC.	258.963
PACIFIC FUNDS DIVERSIFIED INCOME	1.967
CARILLON CLARIVEST INTERNATIONAL STOCK F	31.388
PLURIBUS LABS GLOBAL CORE EQUITY MASTER FUND LP	4.475
FIAM GLOBAL LOW VOLATILITY EQUITY FUND, L.P.	286.952
SALIX, LLC	50.186
SARASIN GLOBAL HIGHER DIVIDEND (STERLING HEDGED)	610.297
DB RESIDUARY TRUST FOR RICHARD A. BROIDA U/I DATED 9/3/1981	5.652
DB RESIDUARY TRUST FOR MARNA J. BROIDA U/I DATED SEPTEMBER 3, 1981	5.652
DB RESIDUARY TRUST FOR JOEL G. BROIDA U/I DTD 9/3/1981	5.647
JCW 1987 ARTICLE II DESC TRUST FBO SLW	3.074
JCW 1987 ARTICLE II DESC TRUST FBO JMW DTD 1/1/2012	3.524
JCW 1987 ARTICLE II DESC TRUST FBO TLW	3.451
JUPITER RESPONSIBLE INCOME FUND	150.000
INVESTEC FUNDS SERIES I- DIVERSIFIED INCOME FUND	1.451.348
IFML VITALITY FUNDS - IFML VITALITY MULTI-ASSET INCOME FUND	7.145
NATWEST TRU+DEP SERV LTD ATO ST. JAMES'S PL BAL MANAGED UN TR	5.948.632
UNITED INCOME FOCUS TRUST	49.518
UNITED GLOBAL DIVIDEND EQUITY FUND	794
FRANKLIN LIBERTYSHARES ICAY	23.907
JNL/ALLIANCEBERNSTEIN DYNAMIC ASSET ALLOCATION FUND	126.765
THRIVENT LOW VOLATILITY EQUITY PORTFOLIO	19.480
THRIVENT LOW VOLATILITY EQUITY FUND	12.583
GREYSTONE GLOBAL EQUITY FUND	116.887
DWS INVESTMENT GMBH FOR DEAM FONDS BBS	39.100

* ELENCO DELEGANTI *

HARTFORD MULTIFACTOR INTERNATIONAL FUND	1.036
AXA INV MAN SCHWEIZ AG OBO AXA (CH) STRAT FD - GLOBAL BQ CHF	16.927
FIDELITY INVESTMENT TRUST: FIDELITY INTER CAPITAL APP K6 FUND	1.058.300
DWS INVESTMENT GMBH FOR DEAM-FONDS CPT	71.000
DWS INVESTMENT GMBH FOR DEAM FONDS RHEIN	124.000
INVESCO GLOBAL LOW VOLATILITY EQUITY YIELD FUND	104.448
DWS INVESTMENT GMBH FOR DEAM FONDS BBR1	150.400
MERCER UCITS COMMON CONTRACTUAL FUND	2.700.458
RUSSELL INVESTMENTS YIELD OPPORTUNITIES POOL	6.441
DWS INVESTMENT S.A. FOR ARERO - DER WELTFONDS	153.039
DWS INVESTMENT S.A. FOR DWS MULTI ASSET INCOME KONTROLLIERT	1.102.202
DWS INVESTMENT S.A. FOR ZURICH GLOBAL EQUITY	18.904
DWS INVEST. MIT TEILGESE. FOR FIX INC AND ALT	368.613
TRT FOR RET MED DEN & LIFE INS PL OF THE ARMY&AIR FORCE EX SRV	201.296
ABERDEEN SELECT INTERNATIONAL EQUITY FUND	608.500
G FUND - WORLD VISION R	365.183
HARMONIE ALLOCATION	66.295
LBPAM ACTIONS EURO FOCUS EMERGENT	343.411
MEDIOLANUM GESTIONE FONDI SGR - FLESSIBILE FUTURO ITALIA	14.000.000
CHALLENGE FUNDS - CHALLENGE ITALIAN EQUITY	2.000.000
ANIMA/ANIMA VAL.GLOBALE	733.500
THORNBURG INTERNATIONAL EQUITY	23.961
FIL GENESIS LIMITED FIDELITY POC CLIMATE	3.267
THORNBURG INTERNATIONAL EQUITY FUND	13.301
EUROPEAN EQUITY FUND INC.	340.000
SEI INSTITUT INTE TRUST INTERNAT EQTY FU	1.391.893
SGA INTERNATIONAL EQUITY CIT	56.800
SGA INTERNATIONAL EQUITY FUND	5.850
DANSKE INVEST EUROPE HIGH DIVIDEND FUND	473.875
DANSKE INVEST EUROPEAN EQUITY FUND	945.983
QQQ PARTNERS GLOBAL QUALITY EQUITY FUND	257.793
LACM WORLD EQ WEAL	829
PALATINE OR BLEU	304.600
NATIXIS LCR ACTIONS EURO	166.408
UMR SELECT EUROPE RI	334.000
CNP TOCQUEVILLE VALUE EUROPE ISR	1.054.753
LCL EQUILIBRE	74.202
ALLIANZ VGI 1 FONDS AGI EQUITIES	444.810
ALLIANZGI FONDS OLB PENSIONEN	48.771
ZURICH VIDA COMP DE SEGUROS Y REASEG SA	38.911
BNP PARIBAS FUND	1.116.724
JANUS HEND EUROPEAN ABSOLUTE RETURN FUND	98.729
FCP BNP PARIBAS ACTIONS RENDEMENT	514.745
LBPAM ISR AVENIR EURO	39.499
FCP LBPAM ACTIONS VALUE EURO	4.379.001
FCP CNP ACTIONS EMU UBS	1.249.652
FCP EPARGNE EUROPE DYNAMIQUE	210.132
FCP-SAKKARAH 4	159.141
LM HARMONY	11.376
HUMANIS RETRAITE DIVERSIFIE	1.504.673
FCP SAKKARAH 2	130.013
LFAML INDEXALPHA	203.610
JANUS HENDERSON EUROPEAN FOCUS FUND	1.680.093
LI.SICAV INSTITUTIONNELLE DE DROIT BELGE	380.000
SCHRODER IN.F.F.ADV.GL.EQUITY.FU	45.412
PERTUNUHAN KESELAMATAN SOSIAL	358.554
VERDIPAPIRFONDET EQUINOR AKSJER EUROPA	92.000
EQUINOR INSURANCE A S	110.000
EQUINOR PENSJON	530.000
OFI INVEST	230.904
ARGENTA DP	1.149.700
DEKA INV. GMBH RE DEKA ST.BUR.50 UCI ETF	64.307
DEKA INV GMBH RE DEKA EUROPA AKTN STRATE	140.000
CONSTRUCTION AND BUILDING UNIONS SUPER F	707.670

229

* ELENCO DELEGANTI *

JEFFREY LLC	13.137
JPMORGAN GLOBAL CORE REAL ASSETS LIMITED	16.683
FRONTIER COMMUNICATIONS PENSION PLAN	229.951
BIRELEY'S ORANGE JAPAN, S.A.	23.778
AMERICAN BALANCED FUND	76.355.397
HONG KONG EXPORT CREDIT INSURANCE CORPOR	8.564
DEKA INVEST GMBH RE DEKA MULT ASS TOT RE	9.137
BAYERMINVEST VALUE PLUS FONDS	204.700
NATIONWIDE BAILARD INTERNATIONAL EQUIT F	150.000
EQ ADVISORS TR EQ TEMPLE GLOB EQ M VO P	75.362
VFTC INST TOTAL INT STOCK MARKET IND TRU	3.644.797
JPMORGAN DIVERSIF RETURN INTERNAT EQ ETF	103.113
JPMORGAN BETABUILDERS INTERNATIONAL	25.505
CDN MSCI EAFE MINIMUM VOLATILITY INDEX F	11.464
BLACKROCK CDN MSCI EAFE EQUITY INDEX FUN	3.628.989
AQR FUNDS - AQR INTERNATIONAL MULTI STYL	1.076.422
COLUMBIA GLOBAL INFRASTRUCTURE FUND	806.744
COLUMBIA CAPITAL ALLOCAT MODER CONSER PO	1.582
COLUMBIA CAPITAL ALLOCATION CONSERVAT PO	1.036
HORIZON HEALTHCARE SERVICES, INC	335.046
ISHARES INTERNATIONAL DIVIDEND GROWTH ETF	159.232
AMERICAN FUNDS FUNDAMENTAL INVESTORS	56.826.957
THORNBURG INTERNATIONAL VALUE FUND	5.915.401
AMERICAN FUNDS INTERNATIONAL VANTAGE FUND	2.174.615
TALCOTT RESOLUTION LIFE INSURANCE COMPANY	64.647
AMERICAN FUNDS INSURANCE SERIES GROWTH INCOME FUND	8.712.341
AMERICAN FUNDS GLOBAL INSIGHT FUND	1.242.553
LAZARD INTERNATIONAL EQUITY (CANADA) FUND	57.426
THE PENSION PLAN FOR EMPLOYEES OF MARINE ATLANTIC INC.	81.153
TD INTERNATIONAL STOCK FUND	1.162.400
CANADIAN CHRISTIAN SCHOOL PENSION TRUST FUND	8.126
MACKENZIE GLOBAL EQUITY FUND	124.216
IG MACKENZIE GLOBAL INFRASTRUCTURE CLASS	233.200
CC&L DIVERSIFIED INCOME PORTFOLIO	8.728
WISDOMTREE INTERNATIONAL DIVIDEND EX-	232.392
AXA INVESTMENT MANAGERS DEUTSCHLAND GMBH	29.237
SSGA FTSE RAFI DEVELOPED 1000 INDEX NON-LENDING COMMON	70.678
FIDELITY RUTLAND SQUARETRUST II: STRATEGIC ADVISERS INT	1.947.000
ALLIANZ GLOBAL INVESTORS GMBH FOR ALLIANZ FLEXI	949.490
FIDUCIE GLOB DES REGIMES DE RETR DE LA SOC TRANSPORT	86.500
PINNACLE BNY MELLON GLOBAL INFRASTRUCTURE YIELD	84.257
AMERICAN AIRLINES INC., MASTER FIXED BENEFIT PENSION TRUST	1.258.863
INTERNATIONAL PAPER CO COMMINGLED INVESTMENT GROUP	1.521.309
SPDR STOXX EUROPE 50 ETF	140.861
BLACKROCK AM SCHWEIZ AG OBO BIFS WORLD EX SWITZ EQ	178.641
INTERNATIONALE KAPITALANLAGEGESELLSCHAFT MBH FOR NABV	752.289
SANFORD C. BERNSTEIN FUND, INC. - INTERNATIONAL	2.168.260
PRUDENTIAL RETIREMENT INSURANCE AND ANNUITY COMPANY	227.600
THE WELLINGTON TR CO NAT ASS MULT COLLECTIVE INV F TRUST	104.902
MADISON INTERNATIONAL STOCK FUND	45.412
TEACHERS INSURANCE AND ANNUITY ASSOCIATION OF	2.834
MANULIFE ASSET MANAGEMENT INTERNATIONAL EQUITY	323.619
LAZARD REAL ASSETS AND PRICING OPPORTUNITIES	4.556
LAZARD GLOBAL INVESTMENT FUNDS PUBLIC LIMITED	1.101.909
STATE STREET RAFI DEVELOP EX-US INDEX NON-LENDING COMMON	18.859
INTERNATIONALE KAPITALANLAGEGESELLSCHAFT MBH FOR ANP	18.436
GOLDMAN SACHS TRST II-GOLDMAN SACHS MULTI-MNGR GLOBAL	7.015
RUSSELL INVESTMENT COMPANY MULTIFACTOR INTERNATIONAL EQUITY	129.158
DWS INVESTMENT S.A. FOR DWS CONCEPT DJE RESPONSIBLE INVEST	98.000
SCOTTISH WIDOWS OVERSEAS GROWTH INV FUNDS ICVC-GLOBAL	843.665
INTERNATIONALE KAPITALANLAGEGESELLSCHAFT MBH FOR DC	1.020.212
DWS INVESTMENT GMBH FOR DEUTSCHE LNLN	60.000
ALBERTA INVESTMENT MANAGEMENT CORPORATION	2.423.308
HBOS INTERNATIONAL INV FUNDS ICVC- INTERNATIONAL	1.682.995

230

* ELENCO DELEGANTI *

DWS INVESTMENT S.A. FOR DWS VERMOEGENSMANDAT-	15.621
RUSSELL INVESTMENT FUNDS INTERNATIONAL DEVELOPED MARKETS	198.232
THE RETIREMENT ANN PL FOR EMPL OF THE ARMY & AIR FORCE EX	493.589
DWS INVESTMENT S.A. FOR DWS VERMOEGENSMANDAT-	784.838
RUSSELL INVESTMENT COMPANY RUSSELL MULTI-STRATEGY	68.199
ALLIANZ GLOBAL INVESTORS GMBH FOR ALLIANZ STRAT.	1.783.614
ULTRA SERIES FUND-INTERNATIONAL STOCK FUND	74.132
ARAB BANK FOR ECONOMIC DEVELOPMENT IN	72.022
RUSSELL INVESTMENT COMPANY TAX-MANAGED REAL ASSETS	92.775
GOLDMAN SACHS TRUST II - GOLDMAN SACHS MULTI-MANAGER ALT F	61.558
RUSSELL INVESTMENT COMPANY MULTI-ASSET GROWTH STRATEGY	42.755
ALLIANZ UK+EUROPEAN INV FDS-ALLIANZ EUROPEAN EQUITY	125.294
THE WELLINGTON TR COM NATIONAL ASS MULT COLLECT INV F	613.084
BLACKROCK AM DE FOR ISHARES STOXX EUROPE 50 UCITS ETF (DE)	391.918
HONG KONG SPECIAL ADMINISTRATIVE REGION GOVERNMENT-	1.269.067
UNITED FOOD AND COMM WORKERS INT UNION-INDUSTRY	399.000
FIDELITY INTERNATIONAL LOW VOLATILITY EQUI	22.758
NATWEST TRU+DEP SERV LTD AT OF ST JAMES'S PL ALT ASS UN TR	1.196.419
SS BK AND TRUST COMPANY INV FUNDS FOR TAXEXEMPT	35.577.363
STATE STREET ALL-WRLD TOTL MKT CORE FTRS NON-LENDING COM TR	27.144
RUSSELL INVESTMENTS GLOBAL LISTED INFRASTRUCTRE FUND -	300.134
SO CA UFCW UNIONS AND FOOD EMPLOYERS JOINT PENSION TRUST	404.521
AB VARIABLE PROD SERIES FD, INC.-AB BALANCED WEALTH STG	17.052
DWS INVESTMENT GMBH FOR DEAM-FONDS FES	70.000
ALLIANCEBERNST VAR PROD SER F INC.ALLIANCEB DYN ASSET	88.110
NEI GLOBAL EQUITY POOL	125.244
SS FTSE DEV COMPREHENSIVE FACTOR IND NON-	37.993
SCOTIA PRIVATE INTERNATIONAL EQUITY POOL	674.481
SUNAMERICA SERIES TRUST - SA FIDELITY INST AM INT GROWTH	517.500
SCOTTISH WIDOWS INV SOL F ICVC- FUNDAMENTAL INDEX	962.455
LAZARD RETIREMENT INTERNATIONAL EQUITY PORTFOLIO	360.701
M+G INVESTMENT FUNDS (10) M+G GLOBAL LISTED	1.785.803
ALLIANZ INT INV FDS- ALLIANZ BEST STYLES GLOBAL AC EQUITY	78.458
STATE STREET INTERNATIONAL DEVELOPED EQUITY	2.046.180
HEB SAVINGS & RETIREMENT PLAN TRUST	12.019
AMERICAN CENTURY WORLD MUTUAL FUNDS INC - NT INT VALU	810.873
GOLDMAN SACHS TRUST- GOLDMAN SACHS GLOBAL	21.218
RUSSELL INVESTMENT COMPANY RUSSELL GLOBAL	234.952
DWS INVESTMENT GMBH FOR VERMOEGENSMANAGEMENT	381.090
BRIGHTHOUSE FUNDS TRUST I - JPMORGAN GBL ACTIVE ALL	394.753
LAZARD INTERNATIONAL STRATEGIC EQUITY PORTFOLIO	15.497.357
STATE STREET LOW CARBON ESG INTERNATIONAL	13.647
MSCI EAFE PROV SCREENED INDEX NON - LENDING COMMON TR	151.534
RUSSELL INVESTMENTS MULTI-FACTOR INTERNATIONAL EQUITY	11.544
JOHN HANCOCK VAR INS TRUST STRATEGIC EQUITY ALLOCATION	1.692.079
STATE STREET INTERNATIONAL STOCK SELECTION FUND	184.871
STATE STREET SP GLO INFRA INDEX NON-LENDING COMMON	1.569.393
AXA IM SMART MATCHING SOLUTIONS PUBLIC LIMITED	28.883
AB GLOBAL RESEARCH INSIGHTS FUND	121.450
FUNDO DE SEGURANCA SOC GOV. DA REGIAO ADM. ESPECIAL DE	251.012
INTERNATIONALE KAPITALANLAGEGESELLSCHAFT MBH FOR PEKA	75.318
GMO INVESTMENTS ICAV/ GMO CLIMATE CHANGE INVESTMENT	386.423
DWS INVESTMENT GMBH FOR DEUTSCHE BERGBURG 15	100.000
AB CANADA GLOBAL STRATEGIC CORE EQUITY FUND	722.810
VANGUARD INV F ICVC-VANGUARD FTSE DEV EUROPE EX-UK EQ INDEX	3.275.421
ALLIANZ GLOBAL INVESTORS GMBH FOR PREMIUMMANDAT	31.421
PRUDENTIAL TRUST CO MASTER COMMINGLED INV F FOR TAX EXEMPT	205.496
BRIGHTHOUSE FUNDS TRUST I - AB GLOBAL DYNAMIC ALLOCATION	703.653
HARTFORD MULTIFACTOR DEVELOPED MARKETS	798.886
BLACKROCK AM DE AG FOR ISHS CORE EURO STOXX 50 UCITS ETF (DE)	16.175.868
LAZARD ESC INTERNATIONAL STRATEGIC EQUITY	25.815
GMO FUNDS PLC GMO GLOBAL EQUITY ALLOCATION	64.358
HARTFORD MULTIFACTOR LOW VOLATILITY	4.044
VANGUARD INV FDS ICVC-VANG FTSE DEV WOR LD EX - UK EQT IND	1.793.118

231

* ELENCO DELEGANTI *

SCOTTISH WIDOWS OVERSEAS GROWTH INV F ICVC - EURO GROWTH	2.281.593
BRIGHTHOUSE FUNDS TRUST I - SCHROEDERS GLOBAL MULTI-ASSET	34.903
VANGUARD INVESTMENTS FUNDS ICVC - VANGUARD	20.190
SSGA MSCI EUROPE SCREENED INDEX NON-LENDING COMMON	805.242
TRANSAMERICA GREYSTONE INTERNATIONAL	1.899.400
DESJARDINS GLOBAL BALANCED STRATEGIC INCOME FUND	26.079
LAZARD INTERNATIONAL EQUITY PORTFOLIO	7.199.309
REST AB TRUST	846.108
JNL/LAZARD INTERNATIONAL STRATEGIC EQUITY FUND	663.970
AMERICAN BEACON ADVISORS COLLECTIVE INVESTMENT TRUST	654.255
RUSSELL INVESTMENT COMPANY - RUSSELL INTERN DEVELOPED MKT	1.103.926
M+G INVESTMENT FUNDS (4)- M+G SUSTAINABLE MULTI	11.705
PRINCIPAL EX-TRADED FUNDS-PRINC INT MUL-FACT CORE INDEX ETF	12.222
FIRSTRAND BANK LIMITED ATF THE INVESTEC WORLDWIDE	14.237
M+G INVESTMENT FUNDS (1)- M+G EUROPEAN INDEX	117.417
BLACKROCK AM DE FOR ISHS STOXX EUROPE LARGE 200 UCITS ETF	94.188
CISCO SYSTEMS FOUNDATION	29.483
MAINSTAY INTERNATIONAL OPPORTUNITIES FUND	74.796
PACIFIC SELECT FUND-INTERNATIONAL EQUITY INCOME PORTFOLIO	271.909
AXA SWISS INSTITUTIONAL FUND - EQUITIES GLOBAL EX	19.299
GENERAL CONFERENCE CORPORATION OF SEVENTH DAY	108.022
THE TRUSTEES OF THE GE UK PENSION COMMON INVESTMENT	364.073
AB BOND FUND, INC. - AB ALL MARKET REAL RETURN PORTFOLIO	427.620
AMERICAN BAR ASSOCIATION MEMBERS/MTC	68.500
AMERICAN BEACON DIVERSIFIED FUND	133.777
AMERICAN BEACON INTERNATIONAL EQUITY FUND	2.367.945
ANIMA ALTO POTENZIALE EUROPA ANIMA SCR S	1.337.306
ANIMA ITALIA ANIMA SGR	3.291.034
ANIMA SGR SPA - GESTIELLE PRO ITALIA	125.000
IQ CANDRIAM ESG INTERNATIONAL EQUITY ETF	40.678
CITI RETIREMENT SAVINGS PLAN	232.679
ARCONIC CORP PENSION PLANS MASTER TRUST	114.637
ALPHACENTRIC ENERGY INCOME FUND	39.900
THIRTY PERCY FOUNDATION	11.500
GEORGETOWN UNIVERSITY	158.370
GENTLENESS INT STRG	85.677
1895 FONDS FGR	908.142
UNIVERSITY OF WISCONSIN FOUNDATION	153.785
VOYA GLOBAL EQUITY DIVIDEND FUND	8.062
METROPOLITAN EMPLOYEE BENEFIT SYSTEM	261.611
ARCHDIOCESE OF DETROIT	38.334
AUSTRALIAN MEAT INDUSTRY SUPERANNUATION TRUST	306.909
BOMBARDIER TRUST (CANADA) GLOBAL EQUITIES FUND	501.870
BROOKFIELD GLOBAL LISTED INFRASTRUCTURE CANADIAN POOLED FUND	739.400
CI SIGNATURE CANADIAN EQUITY PLUS FUND	4.984
J O HAMBRO CAPITAL MANAGEMENT GLOBAL OPPORTUNITIES FUND	3.246.015
LEGG MASON INC	2.200
PAVILION INTERNATIONAL FOCUSED EQUITY POOL	55.552
RBC O SHAUGHNESSY INTERNATIONAL EQUITY FUND	118.919
RBC PRIVATE WORLD EQUITY POOL	401.909
RBC QUBE LOW VOLATILITY GLOBAL EQUITY FUND	2.345.814
REGIME DE RETRAITE DES COLS BLEUS DE LA VILLE DE MONTREAL	88.877
SENTRY GLOBAL INFRASTRUCTURE FUND	1.689.050
SENTRY GLOBAL INFRASTRUCTURE PRIVATE TRUST	81.914
TIMOTHY PLAN INTERNATIONAL ETF	17.577
USAA WORLD GROWTH FUND	1.377.587
FIDELITY ADVISOR SERIES VIII: FIDELITY ADVISOR DIVERSIFIED INTERNATIONAL FUND	1.129.400
FIDELITY INVESTMENT TRUST: FIDELITY INTERNATIONAL CAPITAL APPRECIATION FUND	6.322.200
FUTURE FUND BOARD OF GUARDIANS FOR AND ON BEHALF OF FUTURE FUND	583.868
GUIDESTONE FUNDS INTERNATIONAL EQUITY INDEX FUND	395.596
RELiance TRUST INSTITUTIONAL RETIREMENT TRUST SERIES TEN	2.712.052
ANIMA ALTO POTENZIALE ITALIA ANIMA SGR	1.000.000
KAIROS INTERNATIONAL SICAV - KEY	800.000
BURIZON CAPITAL SGR - BURIZON PIR ITALIA 30	8.342

232

* ELENCO DELEGANTI *

AMUNDI SGR SPA/AMUNDI SVILUPPO ITALIA	1.372.000
BANCOPOSTA GLOBAL EQUITY LTE BANCOPOSTA	12.054
POSTE INVESTO SOSTENIBILE BANCOPOSTA FON	6.961
KUTXABANK GBSTION SGIC S.A.	3.572.117
UNIVERSAL INVEST SICAV	5.699.217
BAYERNINVEST KVG MBH ELYSIUM MULTI ASSET	60.500
CAIXABANK ASSET MANAGEMENT, SGI IC, S.A.	11.069.288
VIDACAIXA, S.A.	6.296.349
ARCA FONDI SGR - FONDO ARCA ECONOMIA REALE BILANCIATO ITALIA 55	390.000
AMUNDI SGR SPA / OBBLIGAZIONARIO PIU' A DIS TRIBUZIONE	149.195
AMUNDI SGR SPA / AZIONARIO VALORE EUROPA A DISTRIBUZIONE	150.097
AMUNDI SGR SPA / AZIONARIO EUROPA	482.416
EIS - MULTIASSET RISK OVERLAY MODERATO	8.427
EUJ - TOP EUROPEAN RESEARCH	1.187.843
EUJ - ACTIVE ALLOCATION	750.000
EUJ - ITALIAN EQUITY OPPORTUNITIES	835.090
EUJ - EQUITY INNOVATION	309.788
EPSILON SGR - EPSILON MULTIASSET VALORE GLOBALE SETE 2021	70.451
EPSILON SGR - EPSILON MULTIASSET VALORE GLOBALE DIC 2021	64.081
EURIZON CAPITAL SGR - EURIZON TOP SELEC CRESCITA DIC 2023	2.230
EURIZON CAPITAL SGR - EURIZON TOP SELEC EQUILIBRIO GIU 2024	3.761
EURIZON CAPITAL SGR - EURIZON TOP SELEC EQUILIBRIO DIC 2024	2.874
EURIZON CAPITAL SGR - EURIZON TOP SELEC CRESCITA DIC 2024	7.602
EURIZON CAPITAL SGR - EURIZON TOP SELEC EQUILIBRIO MAG 2024	2.320
EURIZON CAPITAL SGR - EURIZON TOP SELEC CRESCITA MAR 2025	5.194
EURIZON CAPITAL SGR - EURIZON GLOBAL MULTIASSET SELEC SET 22	20.300
EURIZON CAPITAL SGR - EURIZON TOP SELEC EQUILIBRIO MAR 2024	2.703
EURIZON CAPITAL SGR - EURIZON TOP SELEC CRESCITA MAR 2024	3.799
EURIZON CAPITAL SGR - EURIZON TOP SELEC CRESCITA MAG 2024	5.336
EURIZON CAPITAL SGR - EURIZON TOP SELEC CRESCITA GIU 2024	7.102
EURIZON CAPITAL SGR - EURIZON TOP SELEC EQUILIBRIO SET 2024	4.597
EURIZON CAPITAL SGR - EURIZON TOP SELEC EQUILIBRIO MAR 2025	3.171
EURIZON CAPITAL SGR - EURIZON TOP SELEC CRESCITA SET 2024	8.164
EURIZON CAPITAL SGR - EURIZON TOP SELEC CRESCITA MAG 2025	1.518
EURIZON CAPITAL SGR - EURIZON TOP SELEC EQUILIBRIO MAG 2025	1.000
ZURICH COMPANHIA SEGUROS SA	98.785
GLG EUROPEAN LONG-SHORT MASTER FUND LTD MAPLES CORPORATE SERVICES LIMITED	6.161
MAN GLG TOPAZ LIMITED C/O MAPLES CORP SVCS LTD	47.892
AHL INSIGHT LIMITED	403
ALPHANATICS MASTER FUND LTD C/O APPLEBY TRUST (CAYMAN) LTD	200.000
MAN FUNDS XII SPC - MAN 1783 III SP MAPLES CORPORATE SERVICES LIMITED	11.400
AMUNDI DIVIDENDO ITALIA	2.700.000
AMUNDI BILANCIATO EURO	16.035
AMUNDI BEST SELECTION PLUS	37.042
AMUNDI BEST SELECTION TOP	16.384
AMUNDI BEST SELECTION CLASSIC	20.486
AMUNDI DISTRIBUZIONE ATTIVA	25.879
AMUNDI CEDOLA 2021	23.261
AMUNDI OBIETTIVO RISPARMIO 2022	1.384
AMUNDI OBIETTIVO CRESCITA 2022	10.179
AMUNDI OBIETTIVO RISPARMIO 2022 DUE	1.342
AMUNDI OBIETTIVO CRESCITA 2022 DUE	10.514
AMUNDI OBIETTIVO RISPARMIO 2022 TRE	1.185
AMUNDI OBIETTIVO RISPARMIO 2022 QUATTRO	1.126
LUX IM ESG GENERALI INVESTM DIVERS STRAT	383.135
SEBYOND EUROPE MINVOL	1.747.013
OSTRUM EURO VALUE EQUITY	221.614
SEBYOND EQUITY FACTOR INVESTING EUROPE	4.790
VALLANT AKTIEN EUROP	24.697
G FUND NEXT R EVOLUTIONS	593.935
PRIVILEGE - JP MORGAN PAN EUROPEAN FLEXIBLE EQUITY	9.131
SEBYOND EUROPE MARKET NEUTRAL	8.857
DNB ASSET MANAGEMENT AB	40.896
CLEOME INDEX GLOBAL EQUITIES	10.644

* ELENCO DELEGANTI *

CLEOME INDEX EUROPE EQUITIES	166.338
CANDRIAM QUANT EQUITIES MULTI-FACTOR EMU	12.472
CANDRIAM QUANT EQUITIES MULTI-FACTOR GLO	4.707
CLEOME INDEX EMU EQUITIES	89.849
CANDRIAM QUANT EQUITIES EUROPE	14.628
CLEOME INDEX WORLD EQUITIES	7.474
AMUNDI FUNDS MULTI ASSET CONSERVATIVE	81.861
AMUNDI EURO STOXX 50	6.951.630
AF DYNAMIC MULTI FACTO GLOBAL EQ-EUROPE	5.826
CPR INVEST - FUTUR CITIES	44.470
AMUNDI FUNDS EQUITY EUROPE RISK PARITY	81.838
AMUNDI FUNDS DYNAMIC MULTI FACTORS EURO	1.081.857
AMUNDI FUNDS DYNAMIC MULTI FACT EUROPE EQU	198.249
AMUNDI INDEX EQUITY GLOBAL LOW CARBON	230.067
AMUNDI INDEX MSCI WORLD	255.760
AMUNDI INDEX MSCI EMU	3.489.276
AMUNDI FUNDS GLOBAL PERSPECTIVES	22.417
AMUNDI INDEX EQUITY GLOBAL MULTI SMART ALLOCATION SCIENTIFIC BETA	16.350
AMUNDI MSCI EUROPE EX UK	13.887
AMUNDI PRIME EUROPE - UCITS ETF DR	14.671
AMUNDI PRIME EUROZONE	153.544
AMUNDI PRIME GLOBAL - UCITS ETF DR	18.101
AMUNDI FUNDS EUROPEAN EQUITY TARGET INCO	6.576.349
AMUNDI FDS GLOBAL MULTI-ASSET TARGET INC	252.672
AMUNDI FUNDS ABSOLUTE RETURN MULTI-SRAT	360.767
AMUNDI FUNDS GLOBAL EQUITY TARGET INCOME	3.104.418
AMUNDI FUNDS PIONEER FLEXIBLE OPPORTUNIT	340.513
AMUNDI FUNDS REAL ASSETS TARGET INCOME	250.000
AMUNDI FUNDS MULTI-STRATEGY GROWTH	290.979
AMUNDI FUNDS GLOBAL MULTI-ASSET	40.187
AMUNDI FDS GLOB MULTI-ASSET CONSERVATIVE	40.187
AMUNDI FUNDS EURO MULTI-ASSET TARGET INC	75.261
CPR INVEST-EUROPE SPECIAL SITUATIONS	305.293
G FUND - TOTAL RETURN ALL CAP EUROPE	44.467
MIROVA EUROPE SUSTAINABLE ECONOMY FUND	700.000
NIF I ALLIANZ BERNSTEIN	42.253
EDMOND DE ROTHSCHILD FUND INCOME EUROPE	1.061.540
EDMOND DE ROTHSCHILD FUND EQUITY EURO CORE	519.240
EDMOND DE ROTHSCHILD FUND II - INCOME 2024	1.010.500
EUROPA	83.410
DMS STIRLING HOUSE BALANCED	900.000
DMS STIRLING HOUSE DYNAMIC	51.600
DMS STIRLING HOUSE GROWTH FUND	57.100
DMS STIRLING HOUSE MONTHLY INCOME FUND	158.000
DMS VERBATIM PORTFOLIO 5 INCOME FUND	3.600
EDMOND DE ROTHSCHILD EURO SUSTAINABLE GROWTH	55.000
EDMOND DE ROTHSCHILD EQUITY EUROPE SOLVE	1.483.690
EDMOND DE ROTHSCHILD ASSET MANAGEMENT (EDRAM)	656.924
CNP ASSURANCES	68.620
CNP ASSURANCES	473.000
CNP ASSURANCES	146.000
CNP ASSURANCES	43.776
CNP ASSURANCES	264.784
CNP ASSURANCES	10.750.000
CNP ASSURANCES	33.563
ASSISTANCE PROTECTION JURIDIQUE (A) SUROP	87.820
LA BANQUE POSTALE PREVOYANCE	181.000
APSA-SRI ABSOL RETURN MULTI-ASSETS N1	9.298
APSA-SRI ABSOL RETURN MULTI-ASSETS N2	1.155
GGVIE PREPON RETRAITE A	632.260
CRAMA LOIRE BRÉTAGNE ACTIONS	59.733
REGARD ACTIONS CROISSANCE	210.000
ALZ DIVERSIFIE CAUMARTIN (POCHE EURO)	140.000
CAVEC LA FRANCAISE DES PLACEMENTS DIVERSIFIE	115.068
CARPIMKO ACTIONS LO	250.000

234

EM

* ELENCO DELEGANTI *

NATEXIS PERFORMANCE 09	149.951
ORANO DIVERSIFIE EQUILIBRE	37.820
GROUPE CEA CROISSANCE (CEA2)	28.181
UFF CAP DIVERSIFIE	324.000
AA NATXIS MINIMUM VARIANCE	1.284.494
BOURBON 7	82.230
AAE MO	270.528
ADVIT ACT EU	225.275
ARRCO LONG TERME F	313.140
ARRCO LONG TERME B NATXIS INVEST MANAGERS INTERNAT	405.327
MGEN ACTION	173.640
TOTAL DIVERSIFIE EQUILIBRE & SOLIDAIRE	52.895
NEUFLIZE VIE OPPORTUNITES	287.323
LBPAM ACTIONS MONDE	548.346
SG AMUNDI ASSET MANAGEMENT	26.743
AMUNDI LABEL DYNAMIQUE ESR	244.363
AMUNDI LABEL PRUDENCE ESR	205.276
AMUNDI LABEL EQUILIBRE ESR	353.265
LCL DYNAMIQUE	69.754
GRD 20 ACTIONS	1.108.281
EPARGNE ACTIONS MONDE ISR	151.146
CONTI GESTION	133.879
GROUPAMA NORD EST ACTIONS	90.567
GROUPAMA CR ACTIONS EURO	37.346
GROUPAMA CR GENOVA 1	293.403
MICHELET TUNNEL	149.703
GAN FRANCESELECT	92.704
GAN EUROSTRATEGIE	117.662
FCP GROUPAMA GRAND EST GROUPAMA	36.504
GROUPAMA PARIS VAL DE LOIRE ACTIONS EURO	100.269
WALLON	250.274
ASTORG CROISSANCE	586.534
GROUPAMA EPARGNE RESPONSABLE EQUILIBRE 1	355.657
GROUPAMA EPARGNE RESPONSABLE DYNAMIQUE 1	249.818
GROUPAMA EPARGNE RESPONSABLE PERSPECTIVE EQUILIBRE	440.987
GROUPAMA EPARGNE RESPONSABLE PERSPECTIVE DYNAMIQUE	497.549
COVEA FINANCE	662.395
COVEA FINANCE INVESTISSEMENT	682.110
COVEA FINANCE HORIZON DURABLE	205.435
ECUREUIL INVESTISSEMENTS	5.809.075
LIVRET BOURSE INVESTISSEMENTS	976.426
OSTRUM ACTIONS EUROPEENNES	619.654
OSTRUM ACTIONS EUROPE VALUE	117.029
HSBC SUSTAINABLE GLOBAL EQUITY	541.833
HSBC EURO ACTIONS	351.498
RENDEMENT DIVERSIFIE M	40.265
RICHELIEU CITYZEN	70.000
METROPOLE EURO SRI	344.548
METROPOLE SELECTION	1.638.829
DORVAL GLOBAL CONVICTIONS PATR	11.780
AMUNDI STRATEGIES ACTIONS EUROPE CORE + EURO	34.322
AMUNDI STRATEGIES ACTIONS EUROPE RISK PARITY	19.604
AMUNDI REBA ACTIONS EUROPE	29.567
GROUPAMA FRANCE STOCK	131.035
GROUPAMA AVENIR ALL CAP EURO	266.000
GROUPAMA EUROPE STOCK	16.800
TA-ITA AZIONI	55.138
ECOFI INVESTISSEMENT EURO	60.516
PLATFORM SECURITIES NOMINEES LIMITED	3.519.295
UBS FUND MANAGEMENT(LUXEMBOURG) SA	23.126
UBS FUND MANAGEMENT(LUXEMBOURG) SA	31.700
UBS FUND MANAGEMENT(LUXEMBOURG) SA	25.988
UBS FUND MANAGEMENT(LUXEMBOURG) SA	37.310
UBS FUND MANAGEMENT(LUXEMBOURG) SA	38.279

L35

* ELENCO DELEGANTI *

UBS FUND MANAGEMENT(LUXEMBOURG) SA	25.330
UBS FUND MANAGEMENT(LUXEMBOURG) SA	1.378.526
UBS FUND MANAGEMENT(LUXEMBOURG) SA	17.410
UBS FUND MANAGEMENT(LUXEMBOURG) SA	54.000
UBS FUND MANAGEMENT(LUXEMBOURG) SA	129.977
UBS FUND MANAGEMENT(LUXEMBOURG) SA	99.006
UBS FUND MANAGEMENT(LUXEMBOURG) SA	148.304
UBS (LUX) STRATEGY SICAV-SYSTEMATIC - ALLOCATION PF DEFENSIVE (USD)	118.137
UBS (LUX) STRATEGY SICAV-SYSTEMATIC - ALLOCATION PF MEDIUM (USD)	302.968
UBS (LUX) KEY SELECTION SICAV - SYSTEMATIC ALLOCAT PTF EQUITY (USD)	64.417
STRATEGY SICAV	41.996
UBS FUND MANAGEMENT(LUXEMBOURG) SA	87.652
UBS FUND MANAGEMENT(LUXEMBOURG) SA	2.221.354
UBS FUND MANAGEMENT(LUXEMBOURG) SA	32.000
UBS FUND MANAGEMENT(LUXEMBOURG) SA	53.675
UBS FUND MANAGEMENT(LUXEMBOURG) SA	326.758
UBS FUND MANAGEMENT (SWITZERLAND) AG.	2.206.464
UBS FUND MANAGEMENT (SWITZERLAND) AG.	385.079
UBS FUND MANAGEMENT (SWITZERLAND) AG.	158.970
UBS ASSET MANAGEMENT (U.K.) LTD FUND MANAGEMENT SWITZERLAND	53.041
UBS FUND MANAGEMENT (SWITZERLAND) AG.	3.893.149
ENGADINE EQUITY MASTER FUND	1.045.407
VITTORIA FUND - EP.L.P. C/O THE CORPORATION TRUST COMPANY	285.527
BIG RIVER GROUP FD SPC LLC-EQ SEGREGATED PORTFOLIO C/O ALPHAGEN CAPITAL LTD	90.818
BOSTON PARTNERS GLOBAL INVESTORS, INC.	17.079
JANUS HENDERSON CAPELLA FUND LIMITED C/O ALPHAGEN CAPITAL LTD	134.021
KAYNE ANDERSON MIDSTREAM INSTITUTIONAL FUND LP	280.800
KAYNE EQUITY YIELD STRATEGIES LP	88.300
KAYNE ANDERSON REAL ASSET FUND LP	2.900
KAYNE ANDERSON INCOME PARTNERS LP	3.200
KAYNE ANDERSON CAPITAL INCOME PARTNERS (QP) LP	57.300
KAYNE ANDERSON MLP FUND LP	236.180
CMAF GLOBAL GROWTH FUND BNYMTCIL	68.425
CMAF GLOBAL BALANCED FUND BNYMTCIL	44.340
EQUATOR ICAV GUILD HOUSE	77.285
CMAF UK GROWTH FUND BNYMTCIL	159.675
CMAF UK BALANCED FUND BNYMTCIL	233.945
THE ROYAL BANK OF SCOTLAND PLC AS TRUSTEE OF THE BLACKROCK BALANCED PORTFOLIO FND	650.000
NONUS EQUITY MGRS PORTF 4 LAZARD	695.501
SHELL CANADA 2007 PENSION PLAN 400	73.939
FOREST PRESERVE DISTRICT EMPLOYEES ANNUITY AND BENEFIT FUND	83.795
VOLUNTARY EMPLOYEES BENEFICIARY ASSOCIATION SOUTHERN CALIFORNIA EDISON COMPANY	24.960
NKB 10520 GLOALE AKTIER SRI	262.934
1256 APG DMB ENERGY	9.051.443
1253 APG DMB CORE EU	15.417.821
PSBF LAZARD EQUITIES	456.095
PRU HENNN EQUITY INC PDTI	3.351.631
CERVURITE INTERNATIONAL LLC	199.601
MANULIFE MULTIFACTOR DEVELOPED INTERNATIONAL INDEX	20.082
BNY MELLON FND MNGT CAYMAN LTD AS TRUSTEE OF FRONTIER GATE GLOBAL EQUITY FND	129.251
XTRACKERS MSCI KOKUSAI EQUITY ETF	8.111
BNY MELLON INTERNATIONAL EQUITY ETF	15.680
DFNF LAZARD ASSET MGMT	71.020
UNEMPLOYMENT PENSION FUND	65.300
KAPITALFORENINGEN MP INVEST BASIS 3 NYKREDIT PORTEFOELJE ADMINISTRATI ADMINISTRATION A/S	197.088
DT INTERNATIONAL STOCK INDEX FUND	366.298
NATWEST TDS DEP BNYM RM GLO EQ FUND	164.839
THE NATURE CONSERVANCY WORLDWIDE OFFICE	41.645
INVESCO PERPETUAL GLOBAL EX UK CORE EQUITY INDEX FUND	100.217
FFI STRATEGIES PORTFOLIO	5.459
STICHTING BEDRIJFSTAKPENSIOENFONDS	421.183
BNYMTCIL LAZARD GLB STRTGC EQTY FD	20.357
VY FRANKLIN INCOME PORTFOLIO	7.545

* ELENCO DELEGANTI *

GENERAL MILLS GROUP TRUST	89.342
VOYA GLOBAL HIGH DIVIDEND LOW VOLATILITY FUND	3.618
GEORGIA TECH FOUNDATION	17.481
BMO DTC EQ COM VALUE LAZARD	289.421
BMO FBO DTC INTL EQ COL VAL LAZARD	10.906
THE ZEDRA FIDUCIARY INVESTMENT FUND LTD	133.211
OSSIAM IRL ICAV	148.749
BNY MELLON FOUNDATION BY CHARLES WARD SEABURY AND LOUISE LOVETT SEABURY	4.718
THE PRUDENTIAL SERIES FUND NATURAL RESOURCES PORTFOLIO	396.125
ROBEKO PORTFOLIO TRUST ROBEKO BOSTON PARTNERS INTERNATIONAL EQUITY FUND	35.483
BCT POOLED INVESTMENT FUND SERIES DYNAMIC EUROPEAN EQUITY FUND	325.542
AUTO CLUB GROUP	48.310
GLOBAL ATLANTIC GOLDMAN SACHS GLOBAL EQUITY INSIGHTS PORTFOLIO	2.651
MAN GLG EUROPEAN ALPHA INCOME FUND	55.000
UTMCO SP II LLC	19.467
BBVAGESTEXTPENSIONS	198.106
STATE OF WISCONSIN INVESTMENT BOARD	42.886
IOWA PUBLIC EMPLOYEES RETIREMENT SYSTEM	1.767.116
IOWA PUBLIC EMPLOYEES RETIREMENT SYSTEM	289.289
AL TRUST H3 FONDS SPK	426.363
AL TRUST FONDS SP 7 SPK	828.674
SLI GLOBAL EQUITIES FUND	218.872
SLI EUROPEAN EQUITIES FUND	154.989
CE8F LAZARD ILCE	1.293.907
PUBLIC EMPLOYEE RETIREMENT SYSTEM OF IDAHO	1.430.098
PUBLIC EMPLOYEE RETIREMENT SYSTEM OF IDAHO	959.910
PUBLIC EMPLOYEE RETIREMENT SYSTEM OF IDAHO	440.739
CE8F STRATEGIC GBL EAPB	45.120
MINISTER FOR FINANCE AND IRELAND STRATEGIC INVESTMENT FUND ISIF	11.070
AUTO CLUB INSURANCE ASSOCIATION	148.845
SCHOOL EMPLOYEES RETIREMENT SYSTEM OF OHIO	379.700
PUBLIC EMPLOYEES RETIREMENT SYSTEM OF MISSISSIPPI	806.963
SDG AND E QUALIFIED NUCLEAR DECOMMISSIONING TRUST PARTNERSHIP	116.042
VEBA PARTNERSHIP N L P	53.564
VEBA PARTNERSHIP N L P	166.193
BELL ATLANTIC MASTER TRUST	407.128
BELL ATLANTIC MASTER TRUST	30.514
BELL ATLANTIC MASTER TRUST	678.480
BELL ATLANTIC MASTER TRUST	628.690
UNITED STATES ARMY NONAPPROPRIATED FUND EMPLOYEE RETIREMENT PLAN TRUST	224.550
ACADIAN ALL COUNTRY WORLD EX US FUND	1.128.831
FLORIDA RETIREMENT SYSTEM	1.362.371
FLORIDA RETIREMENT SYSTEM	134.579
FLORIDA RETIREMENT SYSTEM	420.371
EMPLOYEES RETIREMENT SYSTEM OF TEXAS	688.000
AST INTL VAL LAZARD PD42	1.476.092
IOWA PUBLIC EMPLOYEES RETIREMENT SYSTEM	92.153
AL TRUST AKTIEN EUROPA SPK	60.023
TENNESSEE VALLEY AUTHORITY RETIREMENT SYSTEM	25.682
TENNESSEE VALLEY AUTHORITY RETIREMENT SYSTEM	8.786
TENNESSEE VALLEY AUTHORITY RETIREMENT SYSTEM	181.381
ARKANSAS PUBLIC EMPLOYEES RETIREMENT SYSTEM	1.027.866
NON US EQUITY MGRS PORT 1 LAZARD	136.873
CALIFORN ENDOW LAZARD	194.080
VOYA MM INTL EQUITY FUND LAZARD	197.837
RBS INVESTMENT FUNDS ICVC MANAGED INCOME FUND	3.112
PFI INTERNATIONAL FD 1 ORIGIN	192.000
BNYMTCL LAZARD EUROPEAN EQUITY FUN	138.417
VY TEMPLETON FOREIGN EQUITY	169.730
VOYA GLOBAL EQUITY DIVIDEND AND PREMIUM OPPORTUNITY FUND	95.496
GREATLINK SUPREME ACADIAN	13.051
LUX NYKREDIT GLOBAL EQUITIES	563.819
CEP DEP IP EUROPEAN EQUITY	3.018.432
NYKREDIT INVEST GLOBALE AKTIER SRI	477.778

237

* ELENCO DELEGANTI *

PUBLIC EMPLOYEES RETIREMENT SYSTEM OF MISSISSIPPI	1.119.031
FLORIDA RETIREMENT SYSTEM	2.466.383
FLORIDA RETIREMENT SYSTEM	3.131.733
HRCO RPMT HAP LAZARD ASSET MGMT	36.535
AOHIT HAI LAZARD ASSET MGT THE ARCHDIOCESE OF HARTFORD INVESTMENT TRUST	45.723
ACADIAN NON US ALL CAP EQUITY FUND USD HEDGED LLC	368.773
BOK KIC GPEQ0	100.679
SPRUCEGROVE NONUS EQUITY LLCLC	70.964
ACADIAN ALL COUNTRY WORLD.MANAGED VOLATILITY EQUITY FUND LLC	68.963
PS FTSE RAFI DEVEL MAR EX US PORT	784.659
STATE OF WISCONSIN INVESTMENT BOARD	380.758
STATE OF WISCONSIN INVESTMENT BOARD	2.769.424
STATE OF WISCONSIN INVESTMENT BOARD	1.831.025
STATE OF WISCONSIN INVESTMENT BOARD	400.704
BOK KIC GEEQ2 0	26.203
THE STATE OF CONNECTICUT	61.260
EMPLOYEES RETIREMENT SYSTEM OF TEXAS	894.647
CP3F LAZARD	232.717
NKE-SI MOMENTUM AKTIER	111.362
NKB SI MOMENTUM AKTIER AKK	9.669
KAPITALFORENINGEN INVESTIN PRO	13.062
AD2F TSPC LAZARD	93.860
TXMF LAZARD	649.257
STICHTING PENSIOENFONDS VAN DE ABN	715.302
SHELL PENSION TRUST	167.133
SHELL PENSION TRUST	251.251
EMPLOYEES RETIREMENT SYSTEM OF TEXAS	1.209.000
LAZARD GLOBAL EQUITY INC FD ONSHORE	185.576
BR GLOBAL OPP PORT EQUITY SLEEVE	408.894
SEMPRA ENERGY PENSION MASTER TRUST	233.197
SAEF SCE PANAGORA QUAL	188.961
SISTERS OF CHARITY OF LEAVENWORTH HEALTH SYSTEM MASTER TRUST	93.385
LBFF LAZARD	125.499
ATFF LAZARD	259.100
VIRGINIA RETIREMENT SYSTEM	188.000
VIRGINIA RETIREMENT SYSTEM	189.383
VIRGINIA RETIREMENT SYSTEM	2.422.000
VIRGINIA RETIREMENT SYSTEM	1.588.338
AIC CAMBIAR INTERNATIONAL EQUITY FUND	3.489.000
EL2F BL2 LSV	33.900
COUNTY EMPLOYEES ANNUITY AND BENEFIT FUND OF COOK COUNTY	70.240
COUNTY EMPLOYEES ANNUITY AND BENEFIT FUND OF COOK COUNTY	295.170
COUNTY EMPLOYEES ANNUITY AND BENEFIT FUND OF COOK COUNTY	446.083
COUNTY EMPLOYEES ANNUITY AND BENEFIT FUND OF COOK COUNTY	800.889
UNITED CHURCH FUNDS QMA BFF	6.523
HAWAIIAN ELECTRIC INDUSTRIES INC MASTER VEBA TRUST	9.959
BEL45 CAPITAL PARTNERS LLC BEL45 CAPITAL PARTNERS LLC	60.508
SHBLBY COUNTY OPEB TRUST	36.053
SHELBY COUNTY RETIREMENT SYSTEM	193.233
MOBIUS LIFE LIMITED	28.540
SARASIN GLOBAL HIGHER DIVIDEND	2.545.690
COMMONWEALTH GLOBAL SHARES FUND	1.057.730
THEODORE SPENCER REVOCABLE TRUST	4.507
R. BLANE WALTER C/O TALISMAN CAPITAL	23.805
MURIEL MCBRIEN KAUFFMAN FOUNDATION	45.450
HS PORTPOLIO LP	33.563
H AND S INVESTMENTS I LP	17.281
BERNSTEIN GLOBAL STYLE BLEND SERIES	64.800
AMPERSAND INVESTMENTS LIMITED	67.779
BERNSTEIN TAX-MANAGED GLOBAL STYLE BLEND SERIES	195.480
ARTSFARE 2005 TRUST	63.730
ASSET MANAGEMENT EXCHANGE CCF	763.420
BROOKFIELD GLOBAL INFRASTRUCTURE SECURITIES INCOME FUND	192.800
CBRE CLARION REAL ASSET LONG/SHORT FUND LP	19.493

* ELENCO DELEGANTI *

STICHTING DELA DEPOSITARY AND MANAGEMENT OUDE STADSGRACHT	497.504
CHICAGO TRANSIT AUTHORITY RETIREE HEALTHCARE TRUST	105.108
FRESNO COUNTY EMPLOYEES' RETIREMENT ASSOCIATION	201.170
FIREMEN'S ANNUITY AND BENEFIT FUND OF CHICAGO	35.724
WEST VIRGINIA INVESTMENT MANAGEMENT BOARD	1.683.500
STATE OF UTAH SCHOOL AND INSTITUTIONAL TRUST FUNDS TRUST FUNDS	143.200
CIVILIAN EMPLOYEES' RETIREMENT SYSTEM OF THE POLICE DEPARTMENT OF KANSAS CITY MISSOURI	14.200
DANSKE INVEST SICAV EUROPE HIGH DIVIDEND	246.591
DB RESIDUARY TRUST FOR MELANIE B. WERL U/I DATED SEPTEMBER 3 1981	5.647
ELO MUTUAL PENSION INSURANCE COMPANY ELO MUTUAL PENSION INSURANCE COMPANY	2.307.413
PZENA GLOBAL FOCUSED VALUE FUND	5.997
BT PENSION SCHEME LLOYDS CHAMBERS	6.896.739
STICHTING PENSIOENFONDS SAGITTARIUS	293.782
DELAWARE PUBLIC EMPLOYEES RETIREMENT SYSTEM	446.386
THE BOARD OF THE PENSION PROTECTION FUND RENAISSANCE	205.402
DOW RETIREMENT GROUP TRUST THE DOW CHEMICAL COMPANY	317.180
FUTURE FUND BOARD OF GUARDIANS FOR AND ON BEHALF OF THE MEDICAL RESEARCH FUTURE FUND	238.541
MUNICIPAL EMPLOYEES' ANNUITY AND BENEFIT FUND OF CHICAGO	206.816
MUNICIPAL EMPLOYEES' ANNUITY AND BENEFIT FUND OF CHICAGO	19.928
MUNICIPAL EMPLOYEES' ANNUITY AND BENEFIT FUND OF CHICAGO	116.900
ESMOND HARMSWORTH 1998 FAMILY SETTLEMENT CODAN TRUST COMPANY LIMITED	32.519
UNITED NATIONS RELIEF AND WORKS AGENCY FOR PALESTINE REFUGEES IN THE NEAR EAST UNRWA HEADQUARTERS BAYADER WADI AL-SEER A	42.874
WHEELS COMMON INVESTMENT FUND	70.663
EXELON CORPORATION NUCLEAR DECOMMISSION TRUST - NON TAX QUALIFIED	4.744
FOLGER LEVIN LLP PROFIT SHARING PLAN AND TRUST FOLGER LEVIN LLP	13.123
THE BUILDERS INITIATIVE INC	180.288
FRANMOR NOMINEES LIMITED ACTING IN ITS CAPACITY AS NOMINEE FOR DAVID HAROLD PRINDLE BRADBURY	31.807
MASTER TRUST AGREEMENT BETWEEN PFIZER INC AND THE NORTHERN TRUST COMPANY	1.320.262
PHILLIPS 66 RETIREMENT PLAN TRUST	470.880
PREPORT MINERALS CORPORATION DEFINED BENEFIT MASTER TRUST FREEPORT - MCMORAN	107.400
FRANMOR NOMINEES LIMITED ACTING IN ITS CAPACITY AS NOMINEE FOR GEORGE SWITHIN RODDIS BRADBURY	31.804
GENERAL PENSION AND SOCIAL SECURITY AUTHORITY GPSSA	753.586
GQG PARTNERS GLOBAL EQUITY FUND - GQG PARTNERS SERIES LLC CAPITAL SERVICES INC	3.512.160
GQG PARTNERS INTERNATIONAL EQUITY FUND - GQG PARTNERS SERIES LLC CAPITAL SERVICES INC.	4.110.674
GQG PARTNERS RESTRICTED GLOBAL EQUITY FUND - GQG PARTNERS SERIES LLC CAPITAL SERVICES INC	12.156
GULF INTERNATIONAL BANK (UK) LIMITED	10.497
HONEYWELL SAVINGS AND OWNERSHIP PLAN MASTER TRUST	124.187
JCW 1987 ARTICLE II DESC TRUST FBOAAP C/O WALTON ENTERPRISES LLC	2.172
OAKLAND COUNTY VBBA	176.049
CLINTON NUCLEAR POWER PLANT QUALIFIED FUND CLINTON NUCLEAR POWER PLANT QUALIFIED FUND	18.892
INDUSTRIAL ALLIANCE INSURANCE AND FINANCIAL SERVICES INC.	455.000
CHICAGO COMMUNITY FOUNDATION	18.130
ARVEST FOUNDATION	3.904
BECTON DICKINSON AND COMPANY MASTER RETIREMENT TRUST	22.403
MASTER TRUST FOR CERTAIN TAX-QUALIFIED BECHTEL RETIREMENT PLANS QUALIFIED BECHTEL RETIREMENT PLANS	99.740
INTERNATIONAL MONETARY FUND STAFF RETIREMENT PLAN 700	171.790
JK INVESTMENTS LP	44.487
DAUGHTERS OF CHARITY OF ST. VINCENT DE PAUL PROVINCE OF THE WEST	199.069
CULTURAL INSTITUTIONS PENSION PLAN TRUST CULTURAL INSTITUTIONS RETIREMENT SYSTEM	15.287
JO HAMBRO CAPITAL MANAGEMENT UK UMBRELLA FUND C/O JO HAMBRO CAPITAL MANAGEMENT	243.909
JOHCM INTERNATIONAL SMALL CAP EQUITY FUND	15.445
FUNDO DE PENSOES ALAMEDA DE CARLOS D' ASSUMPÇÃO	83.364
GANNETT RETIREMENT PLAN MASTER TRUST GANNETT RETIREMENT PLAN MASTER TRUST	213.382
JOSHUA GREEN CORPORATION 1425	26.994
JOHN AND TERRY L. LEVIN REVOCABLE TRUST	7.025
BARING GLOBAL OPPORTUNITIES UMBRELLA FUND	21.818
THE CHINESE UNIVERSITY OF HONG KONG STAFF SUPERANNUATION SCHEME	2.917
NTGI-QM COMMON DAILY ALL COUNTRY WORLD EX-US INVESTABLE MARKET INDEX FUND - NON LENDING	246.015

239

* ELENCO DELEGANTI *

JOHN GARDNER PERENCHIO IRREVOCABLE	34.565
SANFORD C. BERNSTEIN AND CO DBT TAX MANAGED INTERNATIONAL BLEND SERIES	100.065
SLW PORTFOLIO LLC	59.658
WAM INVESTMENTS, LLC	9.392
GLOBAL BOND FUND WAYCROSSE INC	476.466
JULIA IRENE KAUFFMAN REVOCABLE TRUST	13.507
NELKE PARTNERSHIP C/O NORTHERN TRUST COMPANY MANAGER	12.132
LEHMAN-STAMM FAMILY PARTNERS LLC LEHMAN-STAMM FAMILY PARTNERS LLC	2.670
LEGAL AND GENERAL MSCI EAFE FUND LLC	792.159
THE JBUT MASTER INVESTMENT PARTNERS HIP LLP C/O JACOBUS WEALTH MANAGEMENT	13.127
LABORERS' AND RETIREMENT BOARD EMPLOYEES' ANNUITY AND BENEFIT FUND OF CHICAGO	5.983
MAN NUMERIC ALTERNATIVE RISK PREMIA VALUE C/O CITCO TRUSTEES (CAYMAN) LIMITED	2.942.100
HASLAM FAMILY INVESTMENT PARTNERSHI	3.696
MONDRIAN FUNDS PUBLIC LIMITED COMPANY MONDRIAN FUNDS PUBLIC LIMITED COMPANY	8.169
BETTER BE GOOD LLC	8.700
NATIONAL WESTMINSTER BANK PLC AS TRUSTEE OF SARASIN ENDOWMENTS FUND	3.292.677
EVA VALLEY MAI LLC	62.781
SHY LLC	41.283
AJO GLOBAL MARKET-NEUTRAL FUND LTD	2.280
NATIONAL WESTMINSTER BANK PLC AS TRUSTEE OF SARASIN INCOME AND RESERVES FUND	76.406
FOURTH AVENUE INVESTMENT COMPANY	44.768
SUSTAINABLE INSIGHT GLOBAL ESG PASSIVE PLUS FUND LLC	3.576
PZENA INTERNATIONAL EX-US FOCUSED VALUE FUND DST A SERIES OF PZENA VALUE TRUST	136.508
LEGAL AND GENERAL DEVELOPED MULTI-FACTOR SL FUND LLC	173.998
PERMANENT FUND INVESTMENTS LLC	57.163
SANFORD C. BERNSTEIN AND CO DBT INTERNATIONAL VALUE SERIES	217.333
NTGI - QM COMMON DAILY ALL COUNTRY WORLD EX-US EQUITY INDEX FUND - LENDING	445.251
NATIONAL WESTMINSTER BANK PLC AS TRUSTEE OF SARASIN CLIMATE ACTIVE EN DOWMENTS FUND	553.888
THE PUBLIC INSTITUTION FOR SOCIAL SECURITY	581.871
THE PUBLIC INSTITUTION FOR SOCIAL SECURITY	617.500
THE PUBLIC INSTITUTION FOR SOCIAL SECURITY	435.091
NATWEST TRUSTEE AND DEPOSITARY SERVICES LIMITED AS TRUSTEE OF TM MASONIC CHARITABLE FOUNDATION INVESTMENT FUND	102.089
NATIONAL COUNCIL FOR SOCIAL SECURITY FUND.	102.263
NATIONAL COUNCIL FOR SOCIAL SECURITY FUND.	101.319
FIDELITY INVESTMENT TRUST: FIDELITY DIVERSIFIED INTERNATIONAL K6 FUND	2.090.486
FIDELITY SALEM STREET TRUST: FIDELITY FLEX INTERNATIONAL INDEX FUND	169.241
FIDELITY INVESTMENT TRUST: FIDELITY INFRASTRUCTURE FUND	69.579
NEW OAK NOMINEES LIMITED	13.561
HSBC U.S. EQUITY FUND	60.897
HAGFORS LIMITED THE R AND H TRUST COMPANY LTD	65.527
GOVERNMENT EMPLOYEES SUPERANNUATION BOARD	255.487
GOVERNMENT EMPLOYEES SUPERANNUATION BOARD	407.993
TYCO ELECTRONICS CORPORATION RETIREMENT SAVINGS AND INVESTMENT PLAN	47.510
NATWEST TRUSTEE AND DEPOSITARY SERVICES LIMITED AS TRUSTEE OF THE MAID EN FUND	343.224
OAKLAND COUNTY EMPLOYEES RETIREMENT SYSTEM	80.563
HRW TRUST NO 4 UAD 01/17/03	33.778
OWENS CORNING DEFINED BENEFIT MASTER TRUST	19.624
OLD WESTBURY MULTI-ASSET OPPORTUNITIES FUND	78.277
EXBLON PEACH BOTTOM UNIT 1 QUALIFIED FUND 10	3.743
COMBUSTION ENGINEERING 524(G) ASBESTOS PI TRUST PI TRUST	23.232
ALW 2010 FAMILY TRUST ALICE WALTON C/O WALTON ENTERPRISES LLC	423.465
AON PENSION PLAN TRUST AON CORPORATION	40.525
CITY OF MILWAUKEE EMPLOYEES RETIREMENT SYSTEM	177.096
ALFRED I. DUPONT TESTAMENTARY TRUST	176.642
USAA MUTUAL FUNDS TRUST	88.860
GQG GLOBAL UCITS ICAV	1.332.336
CHALLENGE EUROPEAN EQUITY	482.453
MIFL BB EC EU EQ INCOME	98.503
COUPON STRATEGY COLLECTION PERF	99.663
STICHTING MN SERVICES	5.537.958
UBS CANADA	64.086
THE TRUSTEES OF THE STANDARD LIFE SCHEME	1.291.376
INVESCO POOLED INVESTMENT FUND - EUROPE FUND	304.759

260

* ELENCO DELEGANTI *

AEGON CUSTODY B.V	103.093
AEGON CUSTODY B.V	929.464
THE NOMURA TRUST AND BANKING CO LTD	469.367
THE NOMURA TRUST AND BANKING CO LTD	18.148
CFSIL - COMMONWEALTH GLOBAL SHARE FUND 22	1.199.394
CFSIL - COMMONWEALTH GLOBAL SHARE FUND 23	361.060
ABERDEEN STANDARD OBIC II - ASI EUROPE EX UK INCOME EQUITY FUND	5.228.732
NATIONAL COUNCIL FOR SOCIAL SECURITY FUND.	121.476
AEGON CUSTODY B.V.	423.000
THREADNEEDLE (LUX) COLUMBIA THREADNEEDLE INVESTMENTS	124.776
OLD MUTUAL EUROPEAN EQUITY (EX UK FUND A SUB FUND OF OLD MUTUAL INVESTMENT FUNDS SERIES II	17.248
JOHN HANCOCK VARIABLE INSURANCE TRUST INTERNATIONAL VALUE TRUST	272.870
JOHN HANCOCK FUNDS II INTERNATIONAL VALUE FUND	228.671
STANDARD LIFE INVESTMENTS LIABILITY SOLUTIONS ICAV	180.441
SUN LIFE GLOBAL INVESTMENTS (CANADA) INC C/O ISS	208.338
LIFE INTERNATIONAL DESIGNATED ACTIVITY COMPANY	1.255.779
PRINCIPAL FINANCIAL SERVICES INC. - LISTED INFRASTRUCTURE	59.516
PREMIER GLOBAL INFRASTRUCTURE INCOME FUND	140.000
UFCW UNION AND PARTICIPATING FOOD INDUSTRY EMPLOYERS TRI-STATE PENSION TRUST FUND	28.090
MASTER TRUST AGREEMENT UNDER VARIOUS EMPLOYEE BENEFIT PLANS UNILEVER UNITED STATES INC. AND ITS SUBSIDIARIES AND AFFILIA	30.648
STANISLAUS COUNTY EMPLOYEES' RETIREMENT ASSOCIATION 832	481.900
NAV CANADA PENSION PLAN	61.298
NAV CANADA PENSION PLAN	379.654
NAV CANADA PENSION PLAN	105.336
IWA - FOREST INDUSTRY PENSION PLAN 2100	367.680
QUILTER INVESTORS	660.525
LEGAL AND GENERAL EUROPEAN INDEX TRUST	4.498.754
LEGAL AND GENERAL INTERNATIONAL INDEX TRUST	527.816
LEGAL AND GENERAL GLOBAL EQUITY INDEX FUND	32.260
LEGAL AND GENERAL FUTURE WORLD EQUITY FACTORS INDEX FUND	79.436
LEGAL AND GENERAL FUTURE WORLD ESG DEVELOPED INDEX FUND	6.925
ROCKEFELLER CAPITAL MANAGEMENT UCITS ICAV	195.158
PZENA VALUE FUNDS PLC C/O SANNE	310.291
STATE STREET GLOBAL ADVISORS GROSS ROLL UP UNIT TRUST	182.869
SARASIN GLOBAL DIVIDEND (STERLING HEDGED	521.272
SARASIN GLOBALSAR - BALANCED (EUR	311.300
SARASIN GLOBALSAR - STRATEGIC FUND A SUB FUND OF SARASIN FUNDS ICVC	366.150
SARASIN GLOBALSAR OPTIMA (EUR	50.830
SARASIN IE DIVERSIFIED ENDOWMENTS FUND	155.907
BARING INVESTMENT FUNDS PLC	10.073
LEGAL AND GENERAL ICAV	207.698
KBI INSTITUTIONAL FUND ICAV	747.040
TAMESIDE METROPOLITAN BOROUGH COUNCIL AS THE ADMINISTERING AUTHORITY OF THE GREATER MANCHESTER PENSION FUND	454.551
LF WALES PENSION PARTNERSHIP (WALES PP) ASSET POOLING ACS UMBRELLA	1.919.140
BLACKROCK UCITS CCF. BLACKROCK ASSET MANAGEMENT IRELAND LIMITED	515.345
INTERNATIONAL BANK FOR RECONSTRUCTION AND DEVELOPMENT ON BEHALF OF THE WORLD BANK GROUP TRUST FUNDS	38.836
STICHTING BEDRIJFSTAKPENSIOENFONDS VOOR HET SCHOONMAAK EN GLAZENWASSER SBEDRIJF	322.368
STICHTING BEDRIJFSTAKPENSIOENFONDS VOOR HET BEROEPSVERVOER OVER DE WEG	601.023
SCHLUMBERGER INTERNATIONAL STAFF RETIREMENT FUND FCP-SIF	1.100.076
AMUNDI UCITS FGR FUNDS	23.489
BROOKFIELD GL. LISTED INFR. UCITS FD	915.400
BROOKFIELD RL ASSETS SECUR UCITS FD	33.600
CHALLENGE ENERGY FUND 2	258.282
CHALLENGE INTERNATIONAL EQUITY 2	76.114
CHALLENGE EUROPEAN EQUITY 2	577.055
CHALLENGE EUROPEAN EQUITY MGR	144.364
DANSKE INVEST SICAV GLOBAL INDEX	420.224
DANSKE INVEST SICAV SRI GLOBAL	139.897
LGT SLC II EQ BMV (USD) - POOL AC	61.039
MEDIO M STANLEY GLOB SLTN I -CASH	211.984
INFRASTRUCTURE OPPORTUNITY COLLECTION 2	310.757

261

EUROPEAN COLLECTION	131.323
DYNAMIC INTERNATIONAL VALUEOPPORTUNITY I	958.845
UBI SICAV (GLOBAL EQUITY	690.447
VONTOBEL ASSET MANAGEMENT S.A	437.328
DANSKE INVEST SICAV EUROPE	215.944
EEPA-QCF-EUROPEAN EQUITIES POOL A	276.080
EGPB - QCF - GLOBAL EQUITY POOL B	32.610
UNIVERSE THE CMI CONTINEN. EUROPEANEQUITY	770.557
VONTOBEL FUND (CH) - VESCORE GLOBALEQUITY MULTIFACTOR OLIVIER SCHALBETTER VONTOBEL FONDS SERVICES AG	990
VARIOPARTNER (CH) -3- ALPHA MEGATRENDS	35.923
CMLA GLOBAL LOW VOLATILITY EQUITY FUND	77.852
KB BROOKFIELD GLOBAL SUSTAINABLE NERGY INFRA SECURITIES MASTER FUND(USD)(EQUITY	12.100
CMLA INDEXED GLOBAL SHARE FUND	53.982
IRISH LIFE ASSURANCE.	8.877
IRISH LIFE ASSURANCE.	2.531.955
IRISH LIFE ASSURANCE.	33.638
IRISH LIFE ASSURANCE.	154.101
LAZARD ASSET MANAGEMENT LLC C/O LAARD ASSET MANAGEMENT LLC - EUROPEAN LONG/SHORT	65.515
RBC QUANT GLB INFRA LD ETF	8.822
PRIVATE CLIENT INTL EQ PORT II	734.185
PC INTL EQUITY INC AND GROWTH PT	451.133
NEW STAR EAFB FUND	99.073
DOFASCO EMPLOYEES SAVINGS AND PROFITS SHARING FUND	10.374
CASTLEROCK ENHANCED YIELD FUND	1.688.270
KAYNE ANDERSON CAPITAL ADVISORS LP	59.120
MANDATORY PROVIDENT FUND SCHEMES	10.608
UNIFIED ACCUMULATIVE PENSION FUND JOINT STOCK COMPANY	39.088
SYKEHJELPS-OG PENSJONSORDNING FOR LEGER	13.556
JANUS HENDERSON INTECH EQUITY MARKET NEUTRAL FUND LIMITED	977.684
STATERA MASTER INVESTORS (CAYMAN) L.P.	33
TUDOR SYSTEMATIC TACTICAL TRADING LTD - SERGEY C/O TUDOR INVESTMENT CORPORATION	1.267
THE HARRY L. BRADLEY JR. TRUSTS MASTER INVESTMENT PARTNERSHIP LLP C/O JACOBUS WEALTH MANAGEMENT	117.869
ATLAS ENHANCED MASTER FUND LTD. C/O MAPLES CORPORATE SERVICES LIMITED	16.179
ATLAS MASTER FUND LTD. C/O MAPLES CORPORATE SERVICES LIMITED	181
NOVA SCOTIA HEALTH EMPLOYEES PENSION PLAN	59.641
MANULIFE SOBEYS GLOBAL EQUITY FUND	245.000
REGIME DE RETRAITE DE L'UNIVERSITE DU QUEBEC TOUR DE LA CITE	42.911
RBC QUANT EUROPEAN DIVIDEND LEADERS ETF	18.434
THE PUBLIC INSTITUTION FOR SOCIAL SECURITY	533.811
SLMFS LOW VOL INTL EQ FD	14.420
IA CLARINGTON GLOBAL VALUE FUND 1080 SUCC TERMINUS	100.000
CC AND L ALTERNATIVE GLOBAL EQUITY FUND	2.325
MUNICIPAL EMPLOYEES PENSION PLAN C/O GLASS LEWIS AND CO	71.435
MUNICIPAL EMPLOYEES PENSION PLAN C/O ISS.	220.542
PUBLIC EMPLOYEES PENSION PLAN C/O ISS	756.716
RBC QUBE STABLE DIVIDEND GLOBAL	32.886
MANULIFE GLOBAL INFRASTRUCTURE CLASS	118.000
IAC INTERNATIONAL EQUITY FD	10.000
HEXAVEST EUROPE FUND	795.341
PERPETUAL ECONOMIC DIVERSIFICATION GLOBAL EQUITY FUND	109.651
AMUNDI CANADA INC C/O ISS	20.610
DOFASCO SUPPLEMENTARY RETIREMENT INCOME PLAN	55.139
BROOKFIELD PUBLIC SECURITIES GROUP LLC C/O ISS	189.200
SHORT BROTHERS CIF TRUSTEE LIMITED	204.400
SHORT BROTHERS CIF TRUSTEE LIMITED C/O GROUPE INVESTISSEMENT RESPONSIBLE	25.870
BOMBARDIER TRUST (CANADA) GLOBAL	67.676
BOMBARDIER TRUST (CANADA) REAL RETURN ASSETS FUND BOMBARDIER INC	304.500
SIGNATURE INCOME AND GROWTH FUND	987.632
UBI SICAV - GLOBAL INFRASTRUCTURE	413.539
TRIASIMA ALL COUNTRY WORLD EQUITYFUND	14.800
WELLINGTON TRUST COMPANY NATIONAL ASSOCIATE MULTIPLE COMMON TRUST UNDS - CTF	70.864
GLOBAL MANAGED RISK PLUS II PORTFOLIO	143.056
XPO LOGISTICS RETIREMENT MASTER TRUST	

262

ATLAS MASTER LTD	48.609
MAPLES CORPORATE SERVICES LIMITED	26.964
BLACKROCK GA ENHANCED EQUITY F	8.702
SEI GLOBAL MASTER FUND PLC - T	268.243
AB SICAV I - ALTERNATIVE RISK	44.910
AB SICAV I - EUROZONE EQUITY P	9.191.336
AB SICAV I - EUROPEAN EQUITY P	2.154.461
WELLS FARGO (LUX) WORLDWIDE FU	4.329
PGIM ETF TRUST - PGIM QMA STRA	9.908
AB SICAV I - LOW VOLATILITY T	285.740
INTER EXPANSION	58.482
BRIDGE BUILDER INTERNATIONAL	12.741.117
AGF FCR ACTIONS	142.741
ALLIANZ CAVAMAC ACTIONS	85.443
LYXOR STOXX EUROPE 600 (DR)	1.899.621
TOUCHSTONE FUNDS GROUP	119.570
PROTEC BT	12.760
MOOREA FUND - SELECTION EUR	214.357
ALLIANZ VIE-HENAFF HERVE	229.088
LA BANQUE POSTALE ASSET MANAGE	93.094
ALLIANZ VIE ACE ACTIONS-HENAFF	377.630
LYXOR INDEX FUND -LYXOR GLOB.F	14.838
LYXOR CORE MSCI WORLD (DR) UCI	115.765
AZ VIE PFON RETRAITE ACTION-HE	289.633
HALEVY A3	500.165
MONCEAU EUROPE VALUE	496.657
CIPAV METROPOLE DIVERSIFIE	471.588
MONCEAU ETHIQUE	188.075
SMITH GROUP GLOBAL LARGE CAP	21.100
AB SICAV I - EUROPE (EX UK) EQ	9.990
BLACKROCK GLOBAL SMALLCAP FUND	3.367
LYXOR MSCI EUROPE CLIMATE	1.340
BLACKROCK GLOBAL ALLOCATION PO	149.367
LYXOR MSCI WORLD CLIMATECHANGE	792
TRUST CUSTODY SERVICES BANK, L	200.000
ASI - PROGETTO SVILUPPO GLO	145.912
AM SOL IT-PROGETTO SVILUPPO GL	25.535
SOGECAP AP LOW CARBON	136.737
SILVER INVESCO EURO EQUITY	294.174
AM SOL IT-PROGETTO CED 04 2024	23.492
PIONEER INVESTMENTS TOTAL RETU	36.596
AMUNDI SOLUZ IT-PROG CED 05 20	58.461
AMUNDI SOLUZ IT-PROG CED 06 20	38.887
AMUNDI SOLUZ IT-PROG CED 08 20	47.350
THE NOMURA TRUST AND BANKING C	78.622
AMUNDI SOLUZ IT-PROG CED 09 20	42.711
AMUNDI SF-DIVERS TARG IN 11 21	4.971
AMUNDI SOLUZ IT-PROG CED 12 20	19.137
AMUNDI SOLUZ IT-PROG CED 11 20	33.892
ACMBERNSTEIN-DYNAMIC DIVERSIFI	5.102
AMUNDI SOLUZ IT-PROG CED 02 21	16.585
AMUNDI SOLUZ IT-PROG CED 03 21	21.341
NUVEEN GLOBAL INVESTORS FUND P	122.518
AMUNDI SOLUZ IT-PROG CED 05 21	21.062
AMUNDI SOLUZ IT-PROG CED 06 21	16.537
SEI GLOBAL MASTER FUND PLC STY	1.394.000
INVESCO ASSET MANAGEMENT LIMIT	49.938
AMUNDI SOLUZ IT-PROG CED 08 21	9.674
EMG EUROPE LAZARD AM	159.706
AMUNDI SOLUZ IT-PROG CED 09 21	15.076
SEI INVESTMENTS (EUROPE) LIMIT	44.470
AMUNDI SF-DIV TGT INC 11 2022	15.742
CHERRY TREE FUND OF AMERICAN I	329.320
AMUNDI SF-DIV TGT INC 11 2021	13.490

* ELENCO DELEGANTI *

SEI GLOBAL INVESTMENTS FUND PL	38.262
AMUNDI SOLUZ IT-PROG CED 12 21	11.181
TST TOUCHSTONE SUSTAINABILITY	1.702.324
AMUNDI SOLUZ IT-PROG CED 02 22	26.714
AB CAP FUND, INC.- AB INTERNAT	905.270
AMUNDI SOLUZ IT-PROG CED 03 22	20.985
AMUNDI SOLUZ IT-PROG CED 04 22	11.832
SEI GLOBAL MASTER FUND PLC- TH	112.983
AMUNDI SOLUZ IT-PROG CED 06 22	13.096
AMUNDI SOLUZ IT-PROG CED 05 22	13.242
AMUNDI SOLUZ IT-PROG CED 10 22	13.773
NUMERIC EUROPEAN EQUITY FUND A	71.600
ASI-PROGETTO CEDOLA 09 2023	28.514
ASI-PROGETTO CEDOLA 10 2023	28.792
KOKUSAI EQUITY INDEX FU	205.086
ASI-PROGETTO CEDOLA 12 2023	26.834
CNS GLOBAL LIST INFRASTRUCTUR	109.100
AMUNDI S.F.-ABSOLUTE RET MULTI	17.906
PI INVESTMENT FD-OPTIMISER	267.780
PI IF -EMU EQUITY	379.755
AMUNDI SOLUZ IT-PROG CED 09 22	25.136
AMUNDI SOLUZ IT-PROG CED 07 22	10.761
ERSTE-SPARINVEST KAPITAL.M.B.H	941.602
ASI-PROGETTO CEDOLA 07 2023	22.002
UBS (IRL) INVESTOR SELECTION PLC 1	265.063
BANCOPOSTA AZIONARIO BUR	980.109
BAYERNINVEST KAPITALVERWALTUNGSGESELLSCHAFT MBH	34.900
KAIROS INTERNATIONAL SICAV EUROPAESG	49.250
THE MASTER TRUST BANK OF JAPAN LTD	36.238
THE MASTER TRUST BANK OF JAPAN LTD	137.876
JAPAN TRUSTEE SERVICES BANK LTD	48.153
JAPAN TRUSTEE SERVICES BANK LTD	97.300
JAPAN TRUSTEE SERVICES BANK LTD	12.354
JAPAN TRUSTEE SERVICES BANK LTD	7.270
MF/B WORLD EQUITY FUND	3.158
JAPAN TRUSTEE SERVICES BANK LTD	48.400
JAPAN TRUSTEE SERVICES BANK LTD	99.910
JAPAN TRUSTEE SERVICES BANK LTD	37.241
THE MASTER TRUST BANK OF JAPAN LTD	31.868
THE MASTBR TRUST BANK OF JAPAN LTD	49.720
JAPAN TRUSTEE SERVICES BANK LTD	53.751
THE MASTER TRUST BANK OF JAPAN LTD	5.300
SEI TRUST COMPANY FOR THE BENEFIT O	82.308
CAMBIAR INTERNAT EQUITY COLLEC INV TRUST	3.937
THE MASTER TRUST BANK OF JAPAN LTD	54.537
THE MASTER TRUST BANK OF JAPAN LTD	15.067
SEI TRUST COMPANY FOR THE BENEFIT	85.133
THE MASTER TRUST BANK OF JAPAN LTD	14.032
JAPAN TRUSTEE SERVICES BANK LTD	680.121
JAPAN TRUSTEE SERVICES BANK LTD	18.655
COHEN & STEERS GLOBAL LIST. INFR.FD	135.692
THE MASTER TRUST BANK OF JAPAN LTD	360.037
THE MASTER TRUST BANK OF JAPAN LTD	141.178
CORNERSTONE ADVIS GLOBAL PUBLIC EQUITY F	110.200
THE MASTER TRUST BANK OF JAPAN LTD	742.724
SEI INSTITUTIONAL INVESTMENTS TRUST	2.169.324
HI MASTER VB FONDS	712.000
HL-KABL-FONDS	1.116.000
ALLIANZGI FONDS DIN	20.000
ALLIANZGI FONDS SVKK	13.392
ALLIANZGI FONDS SHL	9.000
BOERDE-UI-FONDS	1.167.500
PIR EQUITY AXA ASSICURAZIONI	160.000
TORTOISE CAPITAL ADVISORS	35.340

264

BROOKFIELD REAL ASSETS INCOME FUND INC	665.900
BOSTON PARTNERS GLOBAL INVESTORS INC	17.461
BOSTON PARTNERS GLOBAL LONG SHORT FUND	147.096
GUIDEMARK WORLD EX US FUND	52.665
NATIONWIDE RISK BASEDINTERNATIONAL EQUIT	38.368
BRKFLD GBL RNW SUTB INFRSTR LP	32.200
PACIFIC GLOBAL INTERNATIONALEQUITY INCOM	14.167
WILSHIRE MUTUAL FUNDS INC - WILSHIR	165.802
ROCKEFELLER EQUITY ALLOCATION FUND	242.200
GLOBAL CLEAN EQUITY FUND	5.710
HEITMAN GLOBAL PRIMES INFRASTRUCTURE SEED INVESTORS LLC	3.033
WHOLESALE INTERNATIONAL CORE EQUITIES	30.120
FCP LF AMLEAGUE EURO 45 128 BOULEVA	100.764
FCPE HORIZON EP. ACTION	66.760
CARDIF ASSURANCES RISQUES DIVERS	102.671
FCP LITHIUM RENDEMENT	925.326
FCP ALBA VALEUR	75.000
FONDS DIVERSIFIE TEL 1 BOULEVARD	28.773
FCP AG2R LA MONDIALE ACT EUROPE ISR	500.000
BNP PARIBAS EQUITY - FOCUS ITALIA	156.823
FPE ESG PLUS	2.515.623
FCP FPI ESG	111.576
FCP FPE ESG	1.468.125
FCP FPI ESG PLUS	1.121.751
FONDS DE RESERVE POUR LES RETRAIT	2.575.035
FCP ERAFP ACT EUR AMUND	1.100.579
CNP DNCA EUROPE GROWTH	705.981
PICTET CH INSTITUTIONAL - EUROPEAN	585.689
TURICUM AKTIEN UND IMMOBILIENWERTSCHRIFT	519.457
RP FONDS INSTITUTIONNEL ACTIONS MAR EMER	507.933
SWISS LIFE LUXEMBOURG SA	475.720
PICTET - MULTI ASSET GLOBAL	130.163
QUAERO CAPITAL FUNDS (LUX)	364.562
PICTET - GLOBAL MEGATREND SELECTION	5.642.023
WORLD EQUITY ACTIVE MOTHER FUND	31.718
FOREIGN STOCK INDEX MOTHER FUND ONAL DEVELOPED COUNTRIES INDEX MOTHER FUND	258.734
INVESTERINGSTOENINGEN BANKINVEST EUROPA SMALL CAP AKTIER KL	238.213
STICHTING DEPOSITARY APG DEVELOPED	1.910.651
DEKA INVESTMENT GMBH RE NASPA-AKTIE	4.114.044
DEKA INVESTMENT GMBH RE PKBMF	48.350
DEKA INVEST GMBH RE DEKA-NACHH KOM	270.428
DEKA INVEST GMBH RE DEKA MEGATRENDS	290.000
DEKA INVEST.GMBH RE BEROLINARENT DEKA	29.520
LGIA SUPER TRUSTEE AS TRUSTEE FOR LGIA	411.351
VANGUARD INTERNATIONAL SHARE INDEX FUND	215.960
VANGUARD INTERNATIONAL SHARE INDEX FUND	2.450.143
SAS TRUSTEE CORPORATION POOLED FUND	402.840
CONNECTICUT GENERAL LIFE INSURANCE COMPANY	99.518
JPMORGAN CHASE BANK - PB - CANADA P	28.648
JPMORGAN CHASE BANK - PB - UNITED STATES CORPORATIONS	18.355
COMMINGLED PENSION TRUST FUND (INTERNATIRNATIONAL ADVANTAGE) OF JPMORGAN CHASE BANK	266.444
SUPERANNUATION FUNDS MANAGEMENT COR	126.000
SUPERANNUATION FUNDS MANAGEMENT CORP	13.231
KOOKMIN BANK ACTING AS TRUSTEE OF KIM PRIVATE NOBLE CLASS GLOBAL EQUITY MASTER INVESTMENT TRUST	18.971
JPMORGAN LIFE LIMITED	12.546
FLEXSHAR.MORN.DEV.MARK.EX-US FAC.TILT IN	272.321
EQ ADVISORS TRUST EQ-GLOBAL EQUITY MANAG	322.812
NEW PERSPECTIVE FUND	40.611.209
THE INCOME FUND OF AMERICA	196.520.535
EQ ADVISORS TRUST - EQ/INTERNATIONAL MAN	1.156.238
THE MASTER TRUST BANK OF JAPAN LTD	9.362.051
JPMORGAN FUND ICVC - JPM EUROPE FUND	325.704
JPMORGAN FUND ICVC - JPM GLOBAL CONSUMER	3.274.548

265

* ELENCO DELEGANTI *

JPMORGAN LIFE LIMITED	241.483
JPMORGAN FUND ICVC - JPM EUROPE FUND	70.670
SHELL PENSIONS TRUST LIMITED AS TRU	1.038.395
THE MASTER TRUST BANK OF JAPAN LTD	16.046.071
STATE OF CALI SAV PLUS PROG MASTER TRUST	8.852
DEKA INTERNATIONAL S.A. RE HASPA MU	16.200
DEKA INV.A-BGL-FONDS	40.273
THE MASTER TRUST BANK OF JAPAN LTD	4.538.628
DEKA INTERNATIONAL S.A. RE DEKAMULTI ASSET ERTRAG	2.291.783
JNL BLACKROCK ADVANTAGE INTERNATIONAL FU	13.446
VANTAGETRUST III MAST COLLECT INVE FU TR	540.339
THE MASTER TRUST BANK OF JAPAN LTD	4.933
THE NATIONAL FARMERS UNION MUTUAL INS LINK PEN	75.110
THE MASTER TRUST BANK OF JAPAN LTD	605.155
THE MASTER TRUST BANK OF JAPAN LTD	282.161
BUREAU OF LABOR FUNDS-LABOR RETI FUND	157.648
NEW YORK STATE COMMON RETIREMENT FU	4.417.278
THE MASTER TRUST BANK OF JAPAN LTD	137.132
THE MASTER TRUST BANK OF JAPAN LTD	5.913
THE MASTER TRUST BANK OF JAPAN LTD	3.597.991
BLACKROCK INSTITUTIONAL TRUST COMPA	16.183.903
TRUST AND CUSTODY SERVICES BANK, LTD. AS TRUSTEE FOR MHTB AS TRUSTEE FOR MHAM	61.695
INTERNATIONAL EQUITY INDEX MOTHER FUND	1.039.964
MSCI WORLD EQUITY ESG SCREENED INDE	6.728.595
MSCI EUROPE EQUITY INDEX FUND B (EU	8.835
MSCI EUROPE EQUITY ESG SCREENED INDEX FUND B	517.658
EUROPE EQUITY INDEX ESG SCREENED FU	46.687
EUROPE EX-UK ALPHA TILTS ESG SCREEN	193.432
INTERNATIONAL ALPHA TILTS FUND B (I	566.410
JPMORGAN INTERNATIONAL ADVANTAGE FUND	28.814
JPMORGAN MACRO OPPORTUNITIES FUND	82.117
JPMORGAN FUND ICVC - JPM GLOBAL RESEARCH ENHANCED INDEX EQUITY FUND	79.265
EQ ADVISORS TRUST - EQ/WELLINGTON E	23.714
INVESCO OPPENHEIMER GLOBAL MULTI-AS	2.620.227
CAPITAL GROUP INTERNATIONAL EQUITY	9.200
NMM5-WIEQ-CNS ACCOUNT	87.189
WIF-C S GBL LISTED INFRASTRUCTURE	117.088
NMM3 GLEQ GQG ACCOUNT	8.605
BALOISE FUND INVEST (CH)-AKTIEN WELT EX SCHWEIZ PASSIV CREDIT SUISSE FUNDS AG	24.501
CREDIT SUISSE FUNDS AG ASAST AKTIEN AUSLAND MANDAT ALLIANZ GLOBAL INVESTORS	49.626
CSIF (CH) III EQUITY WORLD EX CH VALUE WEIGHTED - PENSION FUND CREDIT SUISSE FUNDS AG	45.076
AXA VORSORGE FONDS II - EQUITIES GLOBAL MARKETS CREDIT SUISSE FUNDS AG	40.698
SZKB STRATEGIEFONDS WACHSTUM CREDIT SUISSE FUNDS AG	92.562
PK CSG WORLD EQUITY CREDIT SUISSE FUNDS AG	48.606
SZKB STRATEGIEFONDS AUSGEWOGEN CREDIT SUISSE FUNDS AG	430.000
MIGROS AST FONDS II AKTIEN AUSLAND CREDIT SUISSE FUNDS AG	715.392
AXA VORSORGE FONDS - EQUITIES GLOBAL MARKETS III CREDIT SUISSE FUNDS AG	292.204
PK CSG WORLD EQUITY CREDIT SUISSE FUNDS AG MANDAT SWISS ROCK	707.473
CS INVESTMENT FUNDS 2 LUX EUROZONE ACTIVE OPPORTUNITIES EQ	822.241
CSIF 2 CREDIT SUISSE (LUX) EUROPEAN DIVIDEND PLUS EQUITY FD	3.280.661
CREDIT SUISSE INDEX FUND (LUX) - CSIF (LUX) EQUITY EMU	11.445
CREDIT SUISSE INDEX FUND (LUX) - CSIF (LUX) EQUITY WORLD FACTOR MIX	665.000
CS INVESTMENT FUNDS 2 - CREDIT SUISSE (LUX) INFRASTRUCTURE EQUITY FUND	2.870.014
CREDIT SUISSE INDEX FUND (LUX) - CSIF (LUX) EQUITY EMU BLUE	26.622
CREDIT SUISSE INDEX FUND (LUX) - CSIF (LUX) EQUITY EURO STOXX MULTI PREMIA	1.273.993
CSIF (CH) EQUITY EMU CREDIT SUISSE FUNDS AG	32.359
FINREON WORLD EQUITY ISOPRO (PENSION) CREDIT SUISSE FUNDS AG	869.400
ACM VIE SA SELR EURO	1.975.105
ACM MUT FONDS GENERAL	100.324
JAPAN TRUSTEE SERVICES BANK LTD	17.157
JAPAN TRUSTEE SERVICES BANK LTD	1.025.016
ANIMA SGR SPA ANIMA SELEZIONE EUROPA	386.200
ANIMA SELEZIONE GLOBALE ANIMA SGR	796.923
ANIMA SGR SPA - ANIMA VISCONTEO PLUS	

246

* ELENCO DELEGANTI *

ANIMA SGR SPA	406.032
ANIMA VISCONTEO ANIMA SGR SPA	4.277.955
ANIMA SFORZESCO ANIMA SGR SPA	2.039.352
ANIMA FONDO TRADING ANIMA SGR SPA	600.000
ANIMA EUROPA ANIMA SGR SPA	548.354
ALETTI GES OB EUR C	300.000
ALETTI GES PR CED II	482.480
ALETTI GES ABS RE	163.207
ALETTI GES C MT IV	20.151
ALETTI GES C MT V	390.852
ALETTI GES MAIII	332.257
ANIMA MEGATREND ANIMA SGR	75.000
ANIMA ESAGONO OBBL CORP ANIMA SGR	13.700
ANIMA ESAGONO AZIONARIO GLOBALE ANIMA SG	8.390
JANUS HENDERSON EUROPEAN SELECT OPPTS FD	5.968.344
WHOLESALE GLOBAL EQUITY VALUE FUND	228.920
AVIVA PATRIMOINE	40.125
AVIVA DIVERSIFIE	7.236
FCP AVIVA INVESTORS SELECTION	36.891
FCP AVIVA INVESTORS CONVICTION	343.112
FCP AVIVA INVESTORS VALORISATION	208.584
FCP AFER ACTIONS EURO	2.049.938
FCP AVIVA PERFORMANCE	11.238
FCP AVIVA ACTIONS EURO	219.472
FCP AVIVA STRUCTURE INDEX 3	178.399
FCP AVIVA INVESTORS ACTIONS EURO	723.254
EPSSENS OFFENSIF ISR	360.877
FCP HGA ACTIONS SOLIDAIRE EMPLOI SANTE	269.506
STICHTING JURIDISCH EIGENAAR ACTIAM	2.741.039
ACTIAM BELEGGINGSFONDSEN NV	191.283
DNCA BEYOND EUROPEAN LEADERS	135.000
HUGO DNCA	72.944
FCP DNCA EVOLUTIF	1.429.391
CONNECTICUT GENERAL LIFE INSURANCE COMPANY	18.336
FIDELITY MANAGEMENT AND RESEARCH CO	5.094
EQ ADVISORS TRUST - EQ/AB DYNAMIC MODERA	329.059
FORSTA AP - FONDEN	1.491.450
FIDELITY EUROPEAN VALUES PLC	5.301.647
NVIT INTERNATIONAL EQUITY FUND ONE	68.594
FIDELITY INVESTMENT FUNDS - FIDELITY Y GLOBAL DIVIDEND FUND	4.554.148
FIDELITY INVESTMENT FUNDS - EUROPEAN FUN	14.674.255
FIDELITY INVESTMENT FUNDS - FIDELITY INDEX EUROPE	1.346.379
THE MASTER TRUST BANK OF JAPAN LTD	142.198
AVIVA INVESTORS INVESTMENT FUNDS IC	126.813
KOLDINGVEJ 2, BILLUND A/S, C/O KIRKBI AS	333.395
DANICA PENSION LIVSFORSIKRINGSAKTIESELSKAB	222.539
KAPITAL DANSKE INVEST INST DAN PENS OBLI	1.795.217
AFDELING DANICA LINK - INDEKS GLOBALE AKTIER	25.780
KAPITALFOR DANSKE INVEST INSTITUT DANICA PENSIONS - AKTIER	162.053
EUROPA 2 KL 17 PARALLELVEJ KONGENS, LYNBY, 2800 DENMARK	98.753
EUROPA - AKKUMULERENDE KL PARALLELVEJ 17, KGS. LYNBY, 2800 DENMARK	145.851
INV DANSKE INVEST GLOBAL STOCKPIC 2	115.636
DANSKE INVEST SELECT GLOBAL EQUITY	28.091
GLOBAL AC INDEX FUND - ACCUMULATING KL	188.270
GLOBAL INDEKS KL PARALLELVEJ 17, LYNBY, 2800 DENMARK	300.496
SJOITUSRAHASTO AKTIA EUROPA	700.000
PHOENIX GBAR FUND	21.595
HSBC POOLED INVESTMENT FUND 1 QUEEN'S ROAD, CENTRAL, HONG KONG, HONG KONG	3.951.835
CATHAY GLOBAL MULTIPLE INCOME BALANCED FUND 2F	527.712
BARING GLOBAL MULTI ASSET INCOME FUND	6.548
CIVIL SERVICES EMPLOYEES PENSION FUND	42.123
AIA GLOBAL MULTI-FACTOR EQUITY FUN HSBC FRANCE	24.459
AI 50:50 GLOBAL EQUITY FUND	1.198.048
AI EUROPE EQUITY EX UK FUND	3.936.076

267

* ELENCO DELEGANTI *

HSEC INSTITUTIONAL TRUST SERVICES IRELAND LIMITED RE I GRAND CANAL SQUARE GRAND CANAL HARBOUR, DUBLIN, IRELAND	404.048
SONDERVERMOEGEN ALLIANZ ADAC AV FONDS	20.454.191
ALLIANZ VGL FONDS RCM GROWTH EUROPE	1.196.329
ALPHA ARCHITECT INTERNATIONAL QUANTITATI	169.803
LSV GLOBAL VALUE FUND ONE FREEDOM V	7.000
KAYNE RENEWABLE ENERGY INCOME 1800	112.081
KAYNE ANDERSON RENEWABLE INFRASTRUCTURE PA	283.419
SWISSCANTO ASSET MANAGEMENT AG	3.381.387
WIF-EUROPE OPPORTUNITIES FUND	210.089
INTERNATIONALE KAPITALANLAGEGESSELLSCHAFT MBH 21 YORCKSTRASSE, DUESSELDORF, NRW	16.300
LBPAM ACTIONS EURO LARGE CAP	902.912
LBPAM IRC ACTIONS ISR	977.402
FCP TOCQUEVILLE DIVIDENDE	230.000
FCP TOCQUEVILLE VALUE EUROPE	1.330.000
TOCQUEVILLE MEGATRENDS ISR	137.277
RAVGDT DIVERSIFIE II LBPAM	235.333
SIX CIRCLES MANAGED EQUITY POR	184.068
BPSS DUBLIN/RIVER AND MERCANTI	40.152
SARASIN AND PARTNERS LLP CLIEN	25.838
ANIMA PICPAC MAGELLANO 2022 ANIMA SGR	26.640
ANIMA PICPAC VALORE GLOBALE 2022 ANIMA S	48.599
PENSIONSKASSE DES BUNDES PUBLICA	1.899.705
STICHTING PENSIOENFONDS PGB MANNUMERIC-GLOBAL DEVELOPED MULTI FACTOR	1.361.957
CONNECTICUT GENERAL LIFE INSURANCE COMPANY	20.448
BLACKROCK STRATEGIC GLOBAL BONDFUND INC	209
TOTAL INTERNATIONAL EX U.S. INDEX MASTER PORTFOLIO OF MASTER INV	391.548
INTERNATIONAL TILTS MASTER PORTFOLIO OF MASTER INVESTMENT PORTFO	61.431
PRINCIPAL GLOB.INVES. COLLECT INVEST. TRUST INTER.GROWTH EQUITY	138.238
AMERICAN CENTURY ETF TRUST-AVANTIS INTERNATIONAL EQUITY ETF	131.660
BROOKFIELD REAL ASSETS HYBRID MASTER FUND L.P. C O MAOLES CORPORATE SERVICES LIMITED	52.900
ALLIANZGI NFJ INTERNATIONAL VALUE FUND	185.725
ALLIANZGI GLOBAL NATURAL RESOURCES FUND	8.555
FEO SELECT	290.895
HARBOR ROBECO INTERNATIONAL CONSERVATIVE EQUITIES FUND	4.089
HARBOR ROBECO GLOBAL CONSERVATIVE EQUITIES FUND	2.082
GUARDIAN GLOBAL UTILITIES VIP FUND	439.605
GUARDIAN INTERNATIONAL VALUE VIP FUND	525.376
JOHN HANCOCK WORLDWIDE INVESTORS PUBLIC LIMITED COMPANY	26.183
AMERICAN FUNDS INSURANCE SERIESASSET ALLOCATION FUND	24.000.000
AMERICAN FUNDS INSURANCE SERIESGLOBAL BALANCED FUND	88.100
CAPITAL GROUP GLOBAL GROWTH COMMON TRUST (US)	1.531
CAPITAL GROUP INTERNATIONAL GROWTH COMMON TRUST (US)	4.546
CAPITAL GROUP US GROWTH AND INCOME COMMON TRUST (US)	803
HERITAGE AND STABILISATION FUND	1.575.638
WILLIAM BLAIR SYSTEMATIC INTERNATIONAL ALL CAP CORE FUND LLC	2.364
KAISER FOUNDATION HEALTH PLAN INC RETIREE HEALTH AND WELFARE PLA	141.632
FIRST CHURCH OF CHRIST SCIENTIST	5.284
FIRST CHURCH OF CHRIST SCIENTIST	42.448
LAZARD/WILMINGTON INTERNATIONALEQUITY COLLECTIVE TRUST	1.659.094
LAZARD/WILMINGTON COLLECTIVE TRUST	183.892
INVESCO MULTI SERIES FUNDS-INVESCO GLOBAL TARGETED RETURNS FUND	32.587
SUNAMERICA SERIES TRUST-SA GOLDMAN SACHS MULTI-ASSET INSIGHT PRT	812
ABERDEEN GLOBAL ABSOLUTE RETURNSTR	15.737
MAINSTAY CBRE GLOBAL INFRASTRUCTURE	1.277.877
AB INTERNATIONAL STRATEGIC EQUITIES HARVESTING SERIES	232.340
NUVEEN WINSLOW INTERNATIONAL LARGE CAP FUND	6.536
NBI GLOBAL REAL ASSETS INCOME BTF	350.696
ORIGIN INTERNATIONAL EQUITY FUND	52.000
FIDELITY COVINGTON TRUST: FIDELITY TARGETED INTL FACTOR ETF	15.952
MAS PENSION SIEFORE BASICA 60-64 SA DE C.V.	188.779
MAS PENSION SIEFORE BASICA 65-69, SA DE C.V.	123.282
MAS PENSION SIEFORE BASICA 70-74, SA DE C.V.	116.128
MAS PENSION SIEFORE BASICA 75-79 SA DB C.V.	107.325

268

MAS PENSION SIEFORE BASICA 80-84, SA. DE C.V.	163.853
MAS PENSION SIEFORE BASICA 85-89 SA DE C.V.	134.553
MAS PENSION SIEFORE BASICA 90-94, SS DE C.V	58.498
RUSSELL INVESTMENTS INSTITUTIONAL FUNDS, LLC INTERNATIONAL EQUIT	254.601
RUSSELL INVESTMENTS INSTITUTIONAL FUNDS, LLC GLOBAL LISTED INFRA	693.266
RUSSELL INVESTMENTS INSTITUTIONAL FUNDS, LLC GLOBAL EQUITY PLUS	11.165
SERVICES GROUP OF AMERICA INC	61.161
OHIO NATIONAL FUND, INC.- ON INTERNATIONAL EQUITY PORTFOLIO	192.195
OHIO NATIONAL FUND, INC.- ON FOREIGN PORTFOLIO	22.583
CAPITAL GROUP GLOBAL BALANCED FUND (CANADA)	834.000
WELLS FARGO FACTOR ENHANCED INTERNATIONAL PORTFOLIO	447.698
VANGUARD ENERGY FUND	6.838.867
COHEN & STEERS REAL ASSETS FUND, INC	8.592
COHEN & STEERS INFRASTRUCTURE FUND, INC.	1.984.266
COHEN & STEERS ALTERNATIVE INCOME FUND, INC	6.698
COHEN & STEERS, INC.	509
CANADA PENSION PLAN INVESTMENT BOARD	26.015
ALLIANCEBERNSTEIN EUROPEAN OPPORTUNITIES SERIES	2.695.950
TMCT II	123.868
ALLIANCEBERNSTEIN DELAWARE BUSINESS TRUST - AB INTERNATIONAL STRATEGIC EQUITIES SERIES	1.185.066
AB GLOBAL RESEARCH INSIGHTS SERIES	5.791.206
ALLIANCEBERNSTEIN DELAWARE BUSINESS TRUST-AB GLOBAL RESEARCH INSIGHTS SERIES II	1.504.660
LAZARD INTERNATIONAL STRATEGIC EQUITY TRUST	937.286
LAZARD INTERNATIONAL EQUITY TRUST	387.602
SERVICED PLATFORM SICAV	43.301
LOCKHEED MARTIN CORPORATION MASTER RETIREMENT TRUST.	889.538
AEGON CUSTODY B.V.	821.202
AEGON CUSTODY B.V.	325.439
AEGON CUSTODY B.V.	1.046.424
AEGON CUSTODY B.V.	24.658
UBS (LUX) EQUITY SICAV - GLOBAL OPPORTUNITY (USD)	307.828
UBS FUND MGT (CH) AG VAAKEU / CH0066	441.333
AGF ALL WORLD TAX ADVANTAGE GROUP LIMITED	188.154
AGF ALL WORLD TAX ADVANTAGE GROUP LIMITED	213.111
COLLEGES OF APPLIED ARTS AND TECHNOLOGY PENSION F	1
COLLEGES OF APPLIED ARTS AND TECHNOLOGY PENSION P	220.848
THE CALGARY FOUNDATION	110.408
ONTARIO POWER GENERATION INC.	909.926
THE ROYAL INST FOR THE ADVANCEMENT OF LEARNING MCGILL UNIVERSITY	52.195
IPC MULTI-FACTOR INTERNATIONAL EQUITY	71.655
INCO ELECTED MASTER TRUST.	1.579.978
INVESTORS SUMMA SRI FUND	39.663
BLACKROCK - IG INTERNATIONALEQUITY POOL	60.385
LONDON LIFE INSURANCE COMPANY .	1.449.269
LONDON LIFE INSURANCE COMPANY .	13.628
LYSANDER-TRIASIMA ALL COUNTRY EQUITY FUND	8.190
MACKENZIE GLOBAL SUSTAINABILITY AND IMPACT BALANCED FUND	36.158
MACKENZIE INTERNATIONAL QUANTITATIVE LARGE CAP FUND	272.578
NOVA SCOTIA TEACHERS' PENSION FUND	374.412
TD EMERALD INTERNATIONAL EQUITY INDEX FUND	1.751.277
TD INTERNATIONAL INDEX FUND	318.786
TD EUROPEAN INDEX FUND .	54.252
TD Q GLOBAL MULTIFACTOR ETF	4.496
GREYSTONE GLOBAL INCOME AND GROWTH FUND	263.266
IMPERIAL INTERNATIONAL EQUITY POOL	1.452.573
IMPERIAL INTERNATIONAL EQUITY POOL	229.619
IMPERIAL INTERNATIONAL EQUITY POOL	104.099
ONTARIO POWER GENERATION INC .	1.191.507
CIBC INTERNATIONAL INDEX FUND	224.830
CIBC EUROPEAN INDEX FUND	50.285
CIBC POOLED INTERNATIONAL EQUITY INDEX FUND	41.023
GLOBAL DIVIDEND GROWTH SPLIT CORP.	213.180
BROMPTON GLOBAL DIVIDEND GROWTHETF	113.025
CIDEL INTERNATIONAL EQUITY FUND	28.066

209

* ELENCO DELEGANTI *

DWS INVESTMENT GMBH FOR E. ON AKTIENFONDS DWS	75.000
DWS INVESTMENT GMBH FOR LOEWEN AKTIENFONDS	55.000
JOHN HANCOCK DISCIPLINED VALUE INTERNATIONAL FUND	1.717.853
LAZARD GLOBAL STRATEGIC EQUITY PORTFOLIO	6.040
MFS VARIABLE INSURANCE TRUST - MFS UTILITIES SERIES	4.721.794
GOLDMAN SACHS TRUST II-GOLDMAN SACHS M-M REAL ASSETS STRAT	72.947
TIAA-CREF QUANT INTERNATIONAL EQUITY FUND	1.867.559
COLLEGE RETIREMENT EQUITIES FUND	2.351.453
NEI INTERNATIONAL EQUITY FUND	230.400
BATON VANCE TAX-MANAGED GLOBAL BUY-WRITE OPPORTUNITIES	226.448
TAX - MANAGED INTERNATIONAL EQUITY PORTFOLIO	29.175
GMO FUNDS PLC GMO GLOBAL REAL RETURN (UCITS) FUND	1.372.112
CATHAY LIFE INSURANCE CO LTD	24.776
TRANSAMERICA GLOBAL EQUITY	215.031
MAINSTAY VP CUSHING RENAISSANCE ADVANTAGE PORTFOLIO	108.096
GMO TAX-MANAGED INTERNATIONAL EQUITIES FUND	151.670
JNL/BOSTON PARTNERS GLOBAL LONG SHORT EQUITY FUND	32.081
MULTI-STYLE, MULTI-MANAGER FUNDS PLC	103.963
STATE STREET GLOBAL ALL CAP EQUITY EX-US INDEX PORTFOLIO	739.565
INVESCO GLOBAL MARKET NEUTRAL FUND	1.455
SPDR PORTFOLIO MSCI GLOBAL STOCK MARKET ETF	30.509
STATE OF NEW JERSEY COMMON PENSION FUND D	4.205.775
LAZARD GLOBAL EQUITY INCOME FUND	60.226
DWS INVESTMENT GMBH FOR DEAM-FONDS RKBS	15.000
DWS INVESTMENT GMBH FOR DEAM FONDS KLLI	3.500
DWS INVESTMENT GMBH FOR DEAM FONDS LHG 1	81.700
DWS INVESTMENT GMBH FOR DEAM FONDS PSF 1	8.525
DWS INVESTMENT GMBH FOR DEAM FONDS SCSM	3.215
DWS INVESTMENT GMBH FOR DEAM FONDS STK	10.200
DWS INVESTMENT GMBH FOR DEAM FONDS LWI	12.500
THRIVENT PARTNER WORLDWIDE ALLOCATION FUND	437.031
THRIVENT BALANCED INCOME PLUS FUND	45.084
THRIVENT BALANCED INCOME PLUS PORTFOLIO	53.964
THRIVENT GLOBAL STOCK FUND	653.459
THRIVENT GLOBAL STOCK PORTFOLIO	381.764
THRIVENT CORE INTERNATIONAL EQUITY FUND	897.258
THRIVENT INTERNATIONAL INDEX PORTFOLIO	13.576
GOVERNMENT OF THE REPUBLIC OF SINGAPORE	65.003
WISDOMTREE INTERNATIONAL LARGE CAP DIVIDEND	477.602
SSGA ACWI INTEGR. ALPHA SELECT NON-LENDING QP COMMON	30.931
COHEN AND STEERS SICAV (LUXEMBOURG)	7.863
DWS FIXED MATURITY	521.448
UBS ETF	1.255.327
UBS ETF	3.418.228
UBS ETF	474.793
UBS ETF	244.072
UBS ETF	239.435
UBS ETF	6.713
UBS ETF	162.097
UBS ETF	102.504
UBS ETF	45.407
UBS ETF	347.039
UBS ETF	336.846
COLLEGE RETIREMENT EQUITIES FUND	11.939.566
COLLEGE RETIREMENT EQUITIES FUND	7.031.719
TIAA-CREF INTERNATIONAL EQUITY FUND	3.765.318
PACE INTERNATIONAL EQUITY INVESTMENTS	938.936
VALIC COMPANY I - INTERNATIONAL EQUITIES INDEX FUND	669.953
VALIC COMPANY I - GLOBAL STRATEGY FUND	105.249
SPDR PORTFOLIO DEVELOPED WORLD EX-US ETF	1.996.960
WORLD INDEX OLU S SECURITIES LENDING COMMON TRUST FUND	100.130
NATWEST TR AND DEP SERV LTD AS TRUSTEE OF PRUD EURO QIS FD	241.126
ARGO GLOBAL LISTED INFRASTRUCTURE LIMITED	152.563
NEW AIRWAYS PENSION SCHEME	2.714.875

250

* ELENCO DELEGANTI *

ALLIANZ UK + EUROPEAN INV FUNDS-ALLIANZ UK EQUITY	90.000
ES ALLIANCEBERNSTEIN UK OEIC - ES AB LOW VOLATILITY GLB EQ F	5.200
SCOTTISH WID INV SOLS F ICVC - FDAMNTL LOW VOL IND GLO EQ F	244.003
PACE INTERNATIONAL EQUITY INVESTMENTS	365.995
CM-CIC CONVICTIONS EURO	390.000
FCP BRONGNIART AVENIR	130.900
FCP GAILLON NATURAL RESOURCES	593.869
FCP AVENIR ALIZES	8.000
SICAV MONT	125.000
CM VALEURS ETHIQUES	199.701
FCP BRONGNIART RENDEMENT	500.000
RBCISB PHITRUST ACTIVE INVTRS EU	19.422
LV FAMILIALE	18.000
CFB ALLOCATION PATRIMOINE 2	140.000
STOCKS FINANCES	1.150
LA BELLE BEAUCE	40.000
FCP FIDOGEST	120.000
FCP CASIMIRI	22.000
FCP PSGH	24.000
FCP BHV	24.000
FCPE FCP OCP	27.389
DELI GROUP FOOD	1.700
FCPE AI DIVERSIFIE	3.588
FCPE SERENIS ADAGIO	4.000
LV INVEST	15.000
POINCARE II	8.000
FCP BROUARDEL AVENIR	18.000
FCP JPA	10.000
FCPE CONVERGENCE ACTIONS EUROPE	300.000
LBS BRUYERES	5.000
FCPE GROUPE SAMSE	22.000
SICAV METISS	16.000
FCP BEL VAL	300.000
FCP DAY SOLVAY	26.000
FCP JCD FIVE	22.000
FCP PIPE LINE SUD EUROPEEN	4.214
LEXMARK DYNAMIQUE	6.815
1448 FCPE GE FACTOFRANCE	11.431
1584 FCP FERTILSODEBO	17.145
FCP EUROP ASSISTANCE DIVERSIFIE	3.429
FCP CRYOSTAR FRANCE	1.654
FCP CH RIVER LABORATOIRES FRANCE	7.532
FCP CAPSUGEL	13.441
1262 FCP BEHR FRANCE	239
ARPEGE PREVOYANCE	10.000
OTIS EP DIVERSIFIE	26.498
HOEHL FAMILY PARTNERS I LLC	16.030
IRR TRUST OF ELIZABETH M. WEBSTER ROCKEFELLER TRUST COMPANY (DELAWARE)	6.297
JAMES E. GRIFFITH FAMILY TRUST DTD9/30/1977	18.066
FERDINAND COLLOREDO-MANSFELD 2001 CHARITABLE REMAINDER UNITRUST	4.195
ANNE E. PENFIELD 1999 IRREVOCABLE TRUST	1.769
FRANZ F. COLLOREDO-MANSFELD 1999 IRREVOCABLE TRUST	2.171
RUDOLF J. COLLOREDO-MANSFELD 1999 IRREVOCABLE TRUST	1.758
TRUST FOR MUTUAL UNDERSTANDING	44.341
TRUST U/W JOHN D. ROCKEFELLER FBOELIZABETH STRONG-CUEVAS	178.916
THE FRBEBAIRN CHARITABLE LEAD ANNUITY TRUST	6.922
PALOMA RHEEM INVESTMENTS	81.022
TRUST U/W MALINDA M. MENOTTI	4.155
TR. B FBO DESCEN OF A MAUZTR B FBO DESCENDANTS ABBY R. MAUZE,E	86.505
MAC STEMBERG IRREVOCABLE TRUST	7.324
THOMAS G. STEMBERG LIMITED	21.955
THE ROSFAM 2009 TRUST	5.398
J.H. WADE FAMILY TRUST	104.283
J.H. WADE LONG FAMILY TRUST	57.139

251

* ELENCO DELEGANTI *

J.H. E.V. WADE GST TRUST	7.499
W.H. VANDERBILT TRUST F/B/O EMILY	5.595
ELLERY SEDGWICK JR GRANCHILDRENS TR C/O THE ROCKFELLER TRUST CO (DB)	7.976
ASHFORTH PROPERTIES INC.	10.678
ELLERYSEDGWICK	12.056
ELLERY WATKINS SBDGWICK TRUST	8.791
ELIZABETH SERGEANT SEDGWICK TRUST	8.824
ELLERY SEDGWICK, III TRUST	15.017
GEORGE AND MARGARET MCNEILL TIC	13.350
MCNEILL GROUP, LTD	23.509
MCNEILL CHARITABLE FOUNDATION	10.813
THEODORE SEDGWICK MASTER TRUST	30.750
ELLERY SEDGWICK III MASTER TRUST	39.809
GST NON EXEMPT TRUST FBO WILLIAM	11.395
GST NON EXEMPT TRUST FBO ELIZA O.	11.393
GST NON EXEMPT TRUST FBO K. KLEMBNTIS	11.395
ARTICLE 9 TRUST U/W GLADYS T PERKINS	16.661
RICHARD S. PERKIN TRUST FBO WINNIE PERKIN GRAY	16.321
TRUST 10/18/99 FBO ELIZA MILTONO'NEILL	50.017
KALYNDA R. KLEMETIS TRUST	37.732
TRUST 05/15/79 MARILYN M. SIMPSON F/B/O KALYNDA KLEMENTIS	7.247
TR. B FBO ABBY R SIMPSON TR B 8/03/60 FBO ABBY R. SIMPSON C/O THE ROCKEFELLER TRUST COMPANY	38.423
CHARITABLE TRUST ART. NINTH U/W	61.280
TRUST 12/30/69 F/B/O DESCENDANTS OF JOHN D. ROCKEFELLER 3RD	91.804
TRUST U/A 4/1/93 F/B/O SANDRA FERR	71.632
THE HOPI TRIBE	13.276
EDWARD JOHN NOBLE FOUNDATION, INC	60.794
THE FREEMAN FOUNDATION	597.573
RCB INVESTMENT PARTNERS LLC	25.640
WIN PROPERTIES	22.682
BROOKLYN PUBLIC LIBRARY	13.851
BRETT CARR UNITRUST	8.234
JAMES NEWHOUSE ISSUE GST EXEMPT	8.480
JAMES B. ORTHWEIN RES TR FBO ROMAI	48.826
LOEB ARTICLE THREE TRUST	27.737
JAMES L. LOEB 1965 TRUST FBO JAMES L.JR	8.281
LOEB FAMILY INVESTMENTS, LP	46.866
JAMES L. LOEB 1962 TRUST FBO ELIZABETH FRIEDMAN	8.896
DOUGLAS NEWHOUSE ISSUE GST	10.678
DOUGLAS NEWHOUSE HOLLY BANNISTER	17.260
ELBRAN, L.L.C.	50.421
TRUST B FBO RODMAN C. ROCKEFELLER	23.926
TRUST 05/24/51 FBO ANN R. ROBERTS	12.479
TR. B FBO SONS OF NELSON A ROCKEFELLER	22.717
TR B 5/24/51 FBO MARY R MORGAN	14.439
TRUST 11/04/64 FBO NELSON A. ROCKEFELLER, JR.	48.234
TRUST 05/23/67 FBO MARK F.ROCKEFELLER	49.204
TR B 10/20/76 N A ROCKEFELLER M F ROCKEFELLER CO., INC.	101.674
TRUST 12/31/69 FBO DESCENDANTS OF LAURANCE S. ROCKEFELLER	141.518
JAMES F. SULLIVAN 2006 MARITAL TRUST	73.869
THE ANNA SHIELDS HAMLET 1963 TRUST	6.551
THE ANNA SHIELDS HAMLET 1967 TRUST	16.703
THE ETTINGER FOUNDATION, INC.	7.255
THE TRUSTEES OF THE DIOCESE OF SOUTH OHIO	18.083
LARRY AND WENDY'S DESCENDANTS TRUST	3.734
THE KRIMENDAHL/SAINT-AMAND FOUNDATION	11.261
TRUST 12/16/76 FBO DESCENDANTS OF WINTHROP P. ROCKEFELLER	141.107
INFINITY THREE TRUST	11.057
RED RIVER FAMILY NON-EXEMPT TRUST	21.236
LAWRENCE V. RAWL FAMILY TRUST	13.319
ART 4 DESCENDANT TR/KELLY GUZIEJK	21.518
KELLY R GUZIEJKA FAMILY TRUST	13.275
1998 KELLY R. GUZIEJKA FAMILY TRUS	11.784

* ELENCO DELEGANTI *

KELLY R. GUZIEJKA REVOCABLE TRUST	9.896
MARITAL TRUST U/A SIXTH OF R.G.ROCKEFELLER	26.321
ROCKEFELLER - KING FAMILY 2012	10.200
LIBRA FUND, LIMITED PARTNERSHIP	135.183
LIBRA FUND QP, LP	207.186
RFS OPCO LLC	6.151
ROCKEFELLER GLOBAL EQUITY FUND II QP LP	506.542
ROCKEFELLER GLOBAL EQUITY FUND II LP	185.978
ROCKEFELLER BALANCED FUND, L.P.	403.727
ROCKEFELLER GLOBAL EQ DIV YIELD	201.318
ROCKEFELLER GLOBAL DIVIDEND GROWTH	177.952
ROCKEFELLER GLOBAL EQUITY FUND I, L.	192.531
ROCKEFELLER GLOBAL EQUITY FUND III	1.126.760
ROCKEFELLER INTERNATIONAL EQUITY FUN	408.628
THE THOMPSON FAMILY FOUNDATION	84.965
GARVIN NON-EXEMPT TR UW ANNE F.:70E::REG//GARVIN	29.417
MMR ENTERPRISES INC	4.511
TENEDORA SBELECTA, S.A.	4.866
LOGISTICS DEVELOPMENT, INC	4.496
THE HARLAN E. ANDERSON FOUNDATION	15.693
THE BRIAN A. ANDERSON TRUST - 1976	13.924
ALEC FREEMAN 2013 GST TRUST	3.758
COLIN FREEMAN 2013 GST TRUST	3.758
MARITAL TRUST UNDER STEVEN K.SYDNESS	23.265
LISA H SYDNESS REVOCABLE TRUST	7.818
THE EYE BAR FOUNDATION OF PITTBURGH	25.250
VICTORIA CORP	41.779
ACUERDO HOLDINGS INC	13.838
TUK GLOBAL LTD	1.796
PAX TRADING CORP	20.286
PUITO HOLDINGS INC.	3.490
FEDERATED UNIT TRUST	158.900
GENERALI INVESTMENTS SICAV	115.159
KANSAS PUBLIC EMPLOYEES RETIREMENT SYSTEM	2.128.196
NEW YORK STATE COMMON RETIREMENT FUND	5.197.739
TELSTRA SUPERANNUATION SCHEME	644.992
INTERNATIONAL EQUITY FUND	311.637
FORD MOTOR COMPANY DEFINED BENEFIT MASTER TRUST	195.658
TRUST AND CUSTODY SERVICES BAN	4.400
IMPERIAL OVERSEAS EQUITY POOL	67.417
TEACHERS' RETIREMENT SYSTEM OF LOUISIANA	129.239
INTERNATIONAL MONETARY FUND	274.787
INTERNATIONAL MONETARY FUND	165.645
IBM PERSONAL PENSION PLAN TRUST	56.611
KENTUCKY RETIREMENT SYSTEMS	759.700
KENTUCKY RETIREMENT SYSTEMS	1.095.982
MGI FUNDS PLC	486.500
MGI FUNDS PLC	269.000
STATE OF ALASKA RETIREMENT AND BENEFITS PLANS	1.773.213
ILLINOIS MUNICIPAL RETIREMENT FUND	1.733.631
ILLINOIS MUNICIPAL RETIREMENT FUND	246.452
BANK OF KOREA	2.066
BANK OF KOREA	345.984
BANK OF KOREA	13.024
NATIONAL COUNCIL FOR SOCIAL SEC FUND	540.282
NATIONAL COUNCIL FOR SOCIAL SEC FUND	549.523
THE BOMBARDIER TRUST (UK)	24.638
THE BOMBARDIER TRUST (UK)	193.399
NEW YORK STATE TEACHERS RETIREMENT SYSTEM	2.684.235
THE BANK OF KOREA	595.155
THE BANK OF KOREA	2
WASHINGTON STATE INVESTMENT BOARD	5.530.259
GOLDMAN SACHS FUNDS	161.399
GMAM GROUP PENSION TRUST II	117.208

* ELENCO DELEGANTI *

GMAM INVESTMENT FUNDS TRUST	264.891
ENHANCED INDEX INTERNATIONAL SHARE FUND	528.326
FIDELITY FUNDS SICAV	31.099.648
FIDELITY FUNDS SICAV	30.747
TEACHERS' RETIREMENT SYSTEM OF THE STATE OF ILLINOIS	3.382.127
INTERNATIONALE KAPITALANLAGEGESELLSCHAFTMBH	4.410.813
BEST INVESTMENT CORPORATION	647.862
BEST INVESTMENT CORPORATION	128.355
BEST INVESTMENT CORPORATION	5.433.529
ALASKA PERMANENT FUND CORPORATION	1.150.133
ALASKA PERMANENT FUND CORPORATION	928.534
SUNSUPER SUPERANNUATION FUND	2.691.331
THE BOEING COMPANY EMPLOYEE RETIREMENT P	1.150.334
THE LEVERHULME TRUST	1.046.511
ARCHITAS MULTI-MANAGER GLOBAL FUNDS UNIT TRUST	70.121
RAYTHEON MASTER PENSION TRUST	509.300
RAYTHEON MASTER PENSION TRUST	335.646
NATIONAL RAILROAD RETIREMENT INVESTMENT TRUST	1.034.608
MERCER QIF CCF	3.525.109
MERCER GLOBAL EQUITY FUND	430.300
PEOPLE'S BANK OF CHINA	2.991.158
MERCER NON-US CORE EQUITY FUND	1.238.100
MICHIGAN CATHOLIC CONFERENCE	83.012
MISSOURI EDUCATION PENSION TRUST	744.229
MERCER INTERNATIONAL EQUITY FUND	50.300
VAILSBURG FUND LLC	32.540
STATE OF MONTANA BOARD OF INVESTMENTS	397.063
THE STATE OF CONNECTICUT ACTING THROUGH ITS TREASURER	89.100
KENTUCKY RETIREMENT SYSTEMS INSURANCE TRUST FUND	321.100
KENTUCKY RETIREMENT SYSTEMS INSURANCE TRUST FUND	482.353
MERCER UNHEDGED OVERSEAS SHARES TRUST	88.000
MERCER UNHEDGED OVERSEAS SHARES TRUST	31.296
CATERPILLAR INVESTMENT TRUST	349.892
CATERPILLAR INC MASTER RETIREMENT TRUST	868.425
EMERSON ELECTRIC CO. RETIREMENT MASTER TRUST	354.585
MICHIGAN CATHOLIC CONFERENCE MASTER PENSION TRUST	191.061
HSBC - NORTH AMERICA (U.S.) PENSION TRUST	212.930
LOCKHEED MARTIN CORPORATION MASTER RETIREMENT TRUST	24.653
LOCKHEED MARTIN CORPORATION MASTER RETIREMENT TRUST	79.802
LOCKHEED MARTIN CORPORATION MASTER RETIREMENT TRUST	577.196
MARSH AND MCLENNAN MASTER RETIREMENT TRUST	414.100
HONG KONG SAR GOVERNMENT EXCHANGE FUND	9.588.926
INTERNATIONAL MONETARY FUND STAFF RETIREMENT PLAN	598.817
BUREAU OF LABOR FUNDS- LABOR PENSION FUND	1.448.790
BUREAU OF LABOR FUNDS- LABOR PENSION FUND	58.713
BUREAU OF LABOR FUNDS- LABOR RETIREMENT FUND	18.638
INDIANA PUBLIC RETIREMENT SYSTEM	473.908
MALACHITE 35 TRUST	92.705
EMPLOYEES RETIREMENT FUND OF THE CITY OF DALLAS	42.360
TENNESSEE CONSOLIDATED RETIREMENT SYSTEM	6.114.351
MARITIME AND PORT AUTHORITY OF SINGAPORE	3.230
ROCHE U.S. RETIREMENT PLANS MASTER TRUST	1.410.789
THE TRUSTEES OF STAGECOACH GROUP PENSION SCHEME	380.200
MERCER DIOCESE OF BROOKLYN LAY PENSION INVESTMENT TRUST	57.900
MERCER DIOCESE OF BROOKLYN GROWTH STRATEGY	147.700
FIRST STATE SUPERANNUATION SCHEME	1.078.242
BUREAU OF LABOR FUNDS-LABOR INSURANCE FU	23.375
AMP CAP UNHEDGED GL SHS MULTI MAN FUND	101.568
BOARD OF PENSIONS OF THE EVANGELICAL LUTHERAN CHURCH IN AMERICA	1.021.326
MLC INVESTMENTS, MLC LIMITED	1.820.179
MLC INVESTMENTS, MLC LIMITED	67.801
BANCO CENTRAL DE TIMOR-LESTE (BCTL)	616.133
BANCO CENTRAL DE TIMOR-LESTE (BCTL)	200.632
RENAISSANCE GLOBAL EQUITY PRIVATE POOL	4.752

254

CAPITAL INTERNATIONAL FUND	5.314.277
BMO CANADA PENSION PLAN	372.314
IPAC SPEC INV STR INT SHARESTRATEGY NO 1	329.441
FCP IRCOM RETRAITE DIVERSIFIE	284.556
TCORPIM INTERNATIONAL SHARE (UNHEDGED) F	386.086
WILLIS TOWERS WATSON GROUP TRUST	453.268
TEXAS MUNICIPAL RETIREMENT SYSTEM	486.319
INTEL RETIREMENT PLANS COLLECTIVE INVESTMENT TRUST	526.863
FAM SERIES UCITS ICAV	604.795
MINISTRY OF ECONOMY AND FINANCE	4.285.087
MINISTRY OF ECONOMY AND FINANCE	85.193
MINISTRY OF ECONOMY AND FINANCE	437.925
MINISTRY OF ECONOMY AND FINANCE	642.167
PUBLIC PENSION AGENCY	2.246.173
PUBLIC PENSION AGENCY	1.366.013
MERCER OE INTERNATIONAL EQUITY FUND	198.800
MERCER PFTC NON-US EQUITY INVESTMENT PORTFOLIO LLC	115.300
RENAISSANCE INTERNATIONAL EQUITY PRIVATE POOL	44.603
NATIONAL PENSION INSURANCE FUND	90.939
GREAT WEST CORB STRATEGIES INTERNATIONAL EQUITY FUND	61.900
WILMINGTON TRUST COLLECTIVE INVESTMENT TRUST	15.289
NFS LIMITED TRAFALGAR COURT ADMIRAL PARK ST. PETER PORT	1.046.687
HC CAPITAL TRUST- THE INSTITUTIONAL INTERNATIONAL EQUITY PORTFOL	600.413
PFM MULTI-MANAGER SERIES TRUST - PFM MULTI-MANAGER INTERNATIONAL	129.377
MERCER UCITS COMMON CONTRACTUAL FUND	219.953
FIDUCIE GLOB DES REGIMES DE RETR DE LA SOC TRANSPORT	135.110
PRUDENTIAL RETIREMENT INSURANCE AND ANNUITY COMPANY	248.616
PRUDENTIAL RETIREMENT INSURANCE AND ANNUITY COMPANY	1.548.974
VOLUNTARY EMPLOYEES BENEFICIARY ASSOCIATION SOUTHERN CALIFORNIA EDISON COMPANY	20.321
DOW RETIREMENT GROUP TRUST THE DOW CHEMICAL COMPANY	1.121.980
UNITED NATIONS RELIEF AND WORKS AGENCY FOR PALESTINE REFUGEES IN THE NEAR EAST UNRWA HEADQUARTERS BAYADER WADI AL-SBER A	101.774
INDUSTRIAL ALLIANCE INSURANCE AND FINANCIAL SERVICES INC.	15.143
INTERNATIONAL MONETARY FUND STAFF RETIREMENT PLAN 700	844.974
THE JBUT MASTER INVESTMENT PARTNERS HIP LLP C/O JACOBUS WEALTH MANAGEMENT	276.873
SHORT BROTHERS CIF TRUSTEE LIMITED	206.061
JPMORGAN CHASE BANK - PB - CANADA P	17.495
BUREAU OF LABOR FUNDS-LABOR RETI FUND	92.701

Numero di deleghe rappresentate dal badge: 4.210

4.717.148.544

ESS

Elenco soci titolari di azioni ordinarie, intervenuti all'assemblea tenutasi il 14/05/2020 in unica convocazione.
Il rilascio delle deleghe è avvenuto nel rispetto della norma di cui all'articolo 2372 del codice civile.

PRESENTI IN/PER			AZIONI	
Proprio	Delega		In proprio	Per delega
0	6	Computershare SpA Rappresentante Designato quale delegato /subdelegato 135-novies in persona di Enrico Monicelli	0	1.399.546.668
0	2	Computershare SpA Rappresentante Designato quale Delegato 135-undecies TUF in persona di Enrico Monicelli	0	84.494.115
0	4.210	Computershare SpA Rappresentante Designato quale subdelegato 135-novies (St.Trevisan) in persona di Enrico Monicelli	0	1.717.148.544
0	4.218	Apertura Assemblea	0	7.201.189.327
TOTALE COMPLESSIVO:			7.201.189.327	
Intervenuti/allontanatisi successivamente:				
0	4.218	Bilancio di esercizio al 31 dicembre 2019	0	7.201.189.327
TOTALE COMPLESSIVO:			7.201.189.327	
Intervenuti/allontanatisi successivamente:				
0	4.218	Destinazione dell'utile di esercizio	0	7.201.189.327
TOTALE COMPLESSIVO:			7.201.189.327	
Intervenuti/allontanatisi successivamente:				
0	4.218	Autorizzazione all'acquisto e alla disposizione di azioni proprie, previa revoca dell'autorizzazione conferita dall'Assemblea ordinaria del 16 maggio 2019. Deliberazioni inerenti e conseguenti	0	7.201.189.327
TOTALE COMPLESSIVO:			7.201.189.327	
Intervenuti/allontanatisi successivamente:				
0	4.218	Determinazione del numero dei componenti il Consiglio di Amministrazione	0	7.201.189.327
TOTALE COMPLESSIVO:			7.201.189.327	
Intervenuti/allontanatisi successivamente:				
0	4.218	Determinazione della durata in carica del Consiglio di Amministrazione	0	7.201.189.327
TOTALE COMPLESSIVO:			7.201.189.327	
Intervenuti/allontanatisi successivamente:				
0	4.218	Nomina dei componenti il Consiglio di Amministrazione	0	7.201.189.327
TOTALE COMPLESSIVO:			7.201.189.327	
Intervenuti/allontanatisi successivamente:				
0	4.218	Nomina del Presidente del Consiglio di Amministrazione	0	7.201.189.327
TOTALE COMPLESSIVO:			7.201.189.327	
Intervenuti/allontanatisi successivamente:				
0	4.218	Determinazione del compenso dei componenti il Consiglio di Amministrazione	0	7.201.189.327
TOTALE COMPLESSIVO:			7.201.189.327	
Intervenuti/allontanatisi successivamente:				
0	4.218	Piano 2020 di incentivazione di lungo termine destinato al management di Enel S.p.A. e/o di società da questa controllate ai sensi dell'art. 2359 del codice civile.	0	7.201.189.327
TOTALE COMPLESSIVO:			7.201.189.327	
Intervenuti/allontanatisi successivamente:				

Legenda:

(1) Voto percepito tramite procedura Internet

256

EAT

Bilancio soci titolari di azioni ordinarie, intervenuti all'assemblea tenutasi il 14/05/2020 in unica convocazione.
Il rilascio delle deleghe è avvenuto nel rispetto della norma di cui all'articolo 2372 del codice civile.

PRESENTI IN/PER			AZIONI		
			In proprio	Per delega	
Proprio	Delega				
0	4.218	Relazione sulla politica di remunerazione e sui compensi corrisposti - Prima sezione: relazione sulla politica di remunerazione (deliberazione vincolante).	0	7.201.189.327	
		TOTALE COMPLESSIVO:		7.201.189.327	
		Intervenuti/allontanatisi successivamente:			
0	4.218	Relazione sulla politica di remunerazione e sui compensi corrisposti - Seconda sezione: relazione sui compensi corrisposti (deliberazione non vincolante)	0	7.201.189.327	
		TOTALE COMPLESSIVO:		7.201.189.327	

Legenda:

(i) Voto percepito tramite procedura Internet

257

257

LISTA ESITO DELLE VOTAZIONE
Oggetto: Bilancio di esercizio al 31 dicembre 2019

FAVOREVOLI

Badge	Ragione Sociale	Proprio	Delega	Totale
1	COMPUTERSHARE SPA RAPPRESENTANTE DESIGNATO QUALE SUBDELEGATO 135-NOVIES (ST.TREVISAN) IN PERSONA DI ENRICO MONICELLI	0	0	0
**D	ARCA FONDI SGR - FONDO ARCA AZIONI ITALIA	0	3.890.000	3.890.000
**D	ARCA FONDI SGR - FONDO ARCA ECONOMIA REALE BILANCIATO ITALIA 55	0	390.000	390.000
**D	JPMORGAN INVESTMENT FUNDS	0	22.845.692	22.845.692
**D	JPMORGAN FUNDS	0	11.888.892	11.888.892
**D	CAPITAL INTERNATIONAL FUND	0	5.314.277	5.314.277
**D	MORGAN STANLEY INVESTMENT FUNDS	0	148.434	148.434
**D	FRANKLIN TEMPLETON INVESTMENT FUNDS	0	9.337	9.337
**D	CAPITAL INTERNATIONAL FUND	0	119.000	119.000
**D	GERANA SICAV-SIF, S.A.	0	527.378	527.378
**D	T. ROWE PRICE FUNDS SICAV	0	9.966	9.966
**D	ARK LIFE ASSURANCE COMPANY LIMITED	0	374.152	374.152
**D	JPMORGAN FUNDS (IRELAND) ICAV	0	4.853	4.853
**D	BLACKROCK FUNDS I-ICAV	0	6.482	6.482
**D	BLACKROCK INDEX SELECTION FUND	0	7.281.422	7.281.422
**D	UBS (IRL) INVESTOR SELECTION PLC 1	0	265.063	265.063
**D	THE JUPITER GLOBAL FUND SICAV	0	200.625	200.625
**D	SCHRODER INTERNATIONAL SELECTION FUND	0	2.691.075	2.691.075
**D	FEDERATED UNIT TRUST	0	158.900	158.900
**D	UNION INVESTMENT INSTITUTIONAL GMBH	0	990.371	990.371
**D	UNION INVESTMENT PRIVATFONDS GMBH	0	6.274.683	6.274.683
**D	UNIVERSAL INVEST SICAV	0	5.699.217	5.699.217
**D	BAYERNINVEST KVG MBH ELIXIUM MULTI ASSET	0	60.500	60.500
**D	BAYERNINVEST DIVIDENDE FONDS BAYERNINVEST	0	15.262	15.262
**D	BEFTUS PENSIONFUNDS	0	579.960	579.960
**D	ZURICH COMPANHIA SEGUROS SA	0	51.369	51.369
**D	ERI BAYERNINVEST FONDS AKTIEN EUROPA	0	98.785	98.785
**D	BAYERNINVEST KAPITALVERWALTUNGSGESELLSCHAFT MBH	0	246.348	246.348
**D	BAYERNINVEST VECO-FONDS B. KAPITALVERWALTUNGSGESELLSCHAFT	0	34.900	34.900
**D	BAYERN INVEST LIBI-FONDS B. KAPITALVERWALTUNGSGESELLSCHAFT	0	79.259	79.259
**D	BAYERNINVEST VALUE PLUS FONDS	0	82.496	82.496
**D	SCHWAB INTERNATIONAL INDEX FUND	0	204.700	204.700
**D	THE MASTER TRUST BANK OF JAPAN LTD	0	3.573.131	3.573.131
**D	THE MASTER TRUST BANK OF JAPAN LTD	0	36.238	36.238
**D	SEI INST INVEST TRUST WORLD EQ EX-US FUN	0	137.876	137.876
**D	JAPAN TRUSTEE SERVICES BANK LTD	0	506.479	506.479
**D	JAPAN TRUSTEE SERVICES BANK LTD	0	48.153	48.153
**D	JAPAN TRUSTEE SERVICES BANK LTD	0	97.300	97.300
**D	JAPAN TRUSTEE SERVICES BANK LTD	0	12.354	12.354
**D	THORNBURG INTERNATIONAL EQUITY	0	7.270	7.270
**D	SEI INST MANAG TR GLOBAL MANAG VOLAT FND	0	23.961	23.961
**D		0	293.765	293.765

258

LISTA ESITO DELLE VOTAZIONE
 Oggetto: Bilancio di esercizio al 31 dicembre 2019

FAVOREVOLI

Badge	Regione Sociale	Proprio	Delega	Totale
**D	GIM SPECIALIST INVESTMENT FUNDS	0	48.309	48.309
**D	GIM TOKYO FD	0	56.165	56.165
**D	MF PICTET MULTI ASSET FUND	0	21.439	21.439
**D	MS HORIZONS MULTIACTIVOS GLOBAL PRUDENIE FUND	0	8.576	8.576
**D	MF/B WORLD EQUITY FUND	0	3.158	3.158
**D	JAPAN TRUSTEE SERVICES BANK LTD	0	48.400	48.400
**D	JAPAN TRUSTEE SERVICES BANK LTD	0	99.910	99.910
**D	SEI INST INV TRU SCREENED WOR EQ EX US F	0	40.010	40.010
**D	TEORNBURG INTERNATIONAL EQUITY FUND	0	13.301	13.301
**D	JAPAN TRUSTEE SERVICES BANK LTD	0	37.241	37.241
**D	EUROPEAN EQUITY FUND INC.	0	340.000	340.000
**D	THE MASTER TRUST BANK OF JAPAN LTD	0	31.868	31.868
**D	SEI INSTITUT INTE TRUST INTERNAT EQTY FU	0	1.391.893	1.391.893
**D	PIONEER FLEXIBLE OPPORTUNITIES FUND	0	637.103	637.103
**D	THE MASTER TRUST BANK OF JAPAN LTD	0	49.720	49.720
**D	JAPAN TRUSTEE SERVICES BANK LTD	0	53.751	53.751
**D	VANGUARD FUNDS PLC	0	5.975.795	5.975.795
**D	THE MASTER TRUST BANK OF JAPAN LTD	0	5.300	5.300
**D	LCAM GLOBAL EQUITY FUNDS	0	151.514	151.514
**D	SCHWAB FUNDAMENTAL INTER LARGE COMP IN F	0	844.669	844.669
**D	VANGUARD INVESTMENT SERIES PLC	0	10.199.815	10.199.815
**D	SEI TRUST COMPANY FOR THE BENEFIT O	0	82.308	82.308
**D	LOS ANGELES CAPITAL GLOBAL FUND PLC	0	23.742	23.742
**D	KEI GLOBAL RESOURCES SOLUTIONS CIT	0	47.013	47.013
**D	CAMBIAR INTERNAT EQUITY COLLEC INV TRUST	0	3.937	3.937
**D	SGA INTERNATIONAL EQUITY CIT	0	56.800	56.800
**D	SGA INTERNATIONAL EQUITY FUND	0	5.850	5.850
**D	THE MASTER TRUST BANK OF JAPAN LTD	0	54.537	54.537
**D	SEI INST.MAN.TRUST - MIM VOLAT.FUND	0	296.955	296.955
**D	THE MASTER TRUST BANK OF JAPAN LTD	0	15.067	15.067
**D	SEI INSTITUT INV.TRUST WORLD SEL.EQU.FUN	0	267.871	267.871
**D	DEVELOPED INTERNATION EQUITY SELECT ETF	0	3.267	3.267
**D	MONDRIAN INT.EQ.COLLECTIVE.INV.TRUST	0	1.092.640	1.092.640
**D	JPMORGAN ETFs (IRELAND) ICAY	0	302.514	302.514
**D	FIDELITY COMMON CONTRACTUAL FUND II	0	275.182	275.182
**D	SEI TRUST COMPANY FOR THE BENEFIT OF SGA INTERANTIONAL EQUITY PLUS CIT	0	319.660	319.660
**D	SANLAM UNIVERSAL FUNDS PLC	0	14.353	14.353
**D	SEI TRUST COMPANY FOR THE BENEFIT	0	85.133	85.133
**D	SIX CIRCLES INTERNAT UNCONSTRAIN EQ FUND	0	16.501.324	16.501.324
**D	SIX CIRCLES MANAGED EQUITY FOR	0	184.068	184.068
**D	SIX CIRC MAN EQ PORT INT UNCON	0	1.598.709	1.598.709
**D	GQG PARTNERS GLOBAL QUALITY EQUITY FUND	0	257.793	257.793
**D	THE MASTER TRUST BANK OF JAPAN LTD	0	14.032	14.032

ESP

LISTA ESITO DELLE VOTAZIONE

Oggetto: Bilancio di esercizio al 31 dicembre 2019

FAVOREVOLI

Badge	Ragione Sociale	Proprio	Delega	Totale
**D	LACM WORLD EQ WEAL	0	829	829
**D	JAPAN TRUSTEE SERVICES BANK LTD	0	680.121	680.121
**D	JAPAN TRUSTEE SERVICES BANK LTD	0	18.655	18.655
**D	COHEN & STEERS GLOBAL LIST. INFR.FD	0	135.692	135.692
**D	NUVEEN GLOBAL INFRASTRUCTURE FUND	0	1.625.981	1.625.981
**D	THE MASTER TRUST BANK OF JAPAN LTD	0	360.037	360.037
**D	FIRST TRUST EUROZONE ALPHADEX ETF	0	10.506	10.506
**D	THE MASTER TRUST BANK OF JAPAN LTD	0	141.178	141.178
**D	THE MASTER TRUST BANK OF JAPAN LTD	0	167.500	167.500
**D	CATHOLIC INVESTOR INTERNATIONAL EQUITY F	0	110.200	110.200
**D	CORNERSTONE ADVIS GLOBAL PUBLIC EQUITY F	0	27.449	27.449
**D	CORNERSTONE ADVIS GLOBAL PUBLIC EQUITY F	0	4.244	4.244
**D	THE ADVISORS' INNER CIRCLE FUND CORNER STONE ADVISORS GLOBAL PUBLIC EQUITY FUND	0	742.724	742.724
**D	GLOBAL X SCIENTIFIC BETA EUROPE ETF	0	55.542	55.542
**D	THE MASTER TRUST BANK OF JAPAN LTD	0	184.641	184.641
**D	FIRST TRUST RIVERFRONT DYNAMIC EUROPE ET	0	903.371	903.371
**D	FIRST TRUST RIVERFRONT DYN DEV INT ETF	0	2.169.324	2.169.324
**D	MONDRIAN ALL COUN WORLD EX EQ CO IN T	0	1.663.588	1.663.588
**D	SEI INSTITUTIONAL INVESTMENTS TRUST	0	43.187	43.187
**D	MONDRIAN INTERNATIONAL EQUITY FUND	0	987.310	987.310
**D	ZURICH INSURANCE COMPANY LTD	0	3.895.747	3.895.747
**D	ZURICH INVESTMENTS LIFE S F A	0	712.000	712.000
**D	BAYVK A1 FONDS	0	867.467	867.467
**D	HI MASTER VB FONDS	0	252.514	252.514
**D	BAYVK G2 FONDS	0	56.651	56.651
**D	SAEV MASTERFONDS INKA	0	422.055	422.055
**D	HI PNWL DIVIDENDE PLUS FONDS	0	149.700	149.700
**D	HI MANFT FONDS	0	181.789	181.789
**D	ALLTRI INKA	0	1.116.000	1.116.000
**D	SIVE	0	367.985	367.985
**D	HL-KABL-FONDS	0	400.000	400.000
**D	DEKA MASTER HAER I	0	74.944	74.944
**D	AXA EURO DIVIDEND K	0	79.317	79.317
**D	AXA EURO DIVIDEND S	0	172.519	172.519
**D	HI-AXEL SPRINGER MASTER FONDS	0	234.981	234.981
**D	UNIVERSAL-OCO	0	91.892	91.892
**D	UNIVERSAL-CAV	0	312.600	312.600
**D	BI FINANZFONDS	0	953.773	953.773
**D	VWLAKH MASTER	0	1.050.000	1.050.000
**D	BANK GUTMANN AG	0	448.923	448.923
**D	ALLIANZ GI FONDS RANW II	0	19.261	19.261
**D	ALLIANZGI FONDS.APNIESA	0	150.000	150.000
**D	ALLIANGI FONDS ABF	0	95.199	95.199
**D	NWV	0		
**D	BAYVK A4 FONDS	0		

LISTA ESITO DELLE VOTAZIONE

Oggetto: Bilancio di esercizio al 31 dicembre 2019

FAVOREVOLI

Badge	Ragione Sociale	Proprio	Delega	Totale
**D	ALLIANZGI FONDS GANO 2	0	35.979	35.979
**D	ALLIANZGI FONDS PFD	0	9.069	9.069
**D	ALLIANZGI FONDS REINVEST	0	13.611	13.611
**D	LRCO FONDS	0	100.000	100.000
**D	ALLIANZGI FONDS WERT	0	7.200	7.200
**D	ALLIANZGI FONDS TSF	0	10.000	10.000
**D	ALLIANZGI FONDS DIN	0	20.000	20.000
**D	ALLIANZGI FONDS DIN	0	57.000	57.000
**D	ALLIANZGI FONDS SCHLUCCO	0	147.298	147.298
**D	ALLIANZGI FONDS DPE DILLINGER PENSIONSFOND	0	27.539	27.539
**D	ALLIANZGI FONDS ALPEN	0	5.937	5.937
**D	ALLIANZGI FONDS GANO	0	100.000	100.000
**D	ALLIANZGI FONDS FIB	0	8.940	8.940
**D	ALLIANZGI FONDS AVP	0	67.000	67.000
**D	AGI FONDS GRILLPARZER	0	48.538	48.538
**D	DBI FONDS EBB	0	45.732	45.732
**D	ALLIANZGI FONDS TOB	0	12.201	12.201
**D	ALLIANZGI FONDS NICO	0	37.610	37.610
**D	ALLIANZGI FONDS MAV	0	60.787	60.787
**D	ALLIANZGI FONDS PGD	0	37.580	37.580
**D	ALLIANZGI FONDS DUNHILL	0	137.659	137.659
**D	ALLIANZGI FONDS VSEW	0	16.991	16.991
**D	ALLIANZGI FONDS SIV	0	200.000	200.000
**D	SUEWE COFONDS	0	570.000	570.000
**D	ALLIANZGI FONDS HNE	0	488.030	488.030
**D	ALLIANZGI FONDS AFE	0	865.227	865.227
**D	ALLIANZGI FONDS PFI	0	921.960	921.960
**D	ALLIANZGI FONDS PTV2	0	14.000	14.000
**D	HFZR COFONDS	0	500.843	500.843
**D	ALLIANZGI FONDS PF2	0	315.868	315.868
**D	AIRBUS INVEST FOR LIFE AKTIENFONDS 1	0	484.216	484.216
**D	ALLIANZGI FONDS PFALCO	0	13.392	13.392
**D	ALLIANZGI FONDS SVRK	0	9.000	9.000
**D	ALLIANZGI FONDS SHL	0	250.201	250.201
**D	CBP GROWTH	0	28.348	28.348
**D	KREBSHILFE 2 FONDS	0	54.957	54.957
**D	ALLIANZGI FONDS CAESAR	0	113.618	113.618
**D	AXA EURO DIVIDEND DEVL	0	189.260	189.260
**D	KVW AKTIEN FONDS 1	0	54.000	54.000
**D	AXA EURO DIVIDEND D	0	168.000	168.000
**D	AXA EURO DIVIDEND I	0	48.579	48.579
**D	HI R MASTER FONDS	0	13.834	13.834
**D	HI NSNPT BAP FONDS	0	37.339	37.339
**D	ALLIANZGI FONDS DFWS	0		

261

LISTA ESITO DELLE VOTAZIONE

Oggetto: Bilancio di esercizio al 31 dicembre 2019

FAVOREVOLI

Badge	Ragione Sociale	Proprio	Delega	Totale
**D	MASTERFONDS HTPT	0	410.614	410.614
**D	ALLIANZGI FONDS BREMEN	0	74.641	74.641
**D	MASTERFONDS BANTHUS	0	307.826	307.826
**D	HI BGM AR MASTERFONDS	0	100.467	100.467
**D	ALLIANZGI FONDS OB PENSION	0	86.400	86.400
**D	SDK K3 FONDS	0	30.210	30.210
**D	ALLIANZGI FONDS PENCABBV PENSIONS	0	157.485	157.485
**D	BORDS-UI-FONDS	0	383.715	383.715
**D	BOERDE-UI-FONDS	0	1.167.500	1.167.500
**D	ALLIANZGI FONDS OLB PENSIONEN	0	48.771	48.771
**D	PIR EQUITY AXA ASSICURAZIONI	0	160.000	160.000
**D	ZURICH VIDA COMP DE SEGUROS Y REASEG SA	0	196.567	196.567
**D	HNP PARIBAS FUND	0	38.911	38.911
**D	DNCA INVEST	0	1.116.724	1.116.724
**D	BPI GLOBAL INVESTMENT FUND	0	5.074.930	5.074.930
**D	GA FUND L	0	30.795	30.795
**D	ABERDEEN STANDARD SICAV I	0	26.509	26.509
**D	PICTET TR	0	173.509	173.509
**D	LA FRANCAISE LUX	0	3.570.485	3.570.485
**D	CAIXABANK GLOBAL SICAV	0	50.306	50.306
**D	CAIXABANK WEALTH SICAV	0	16.700	16.700
**D	UBAM	0	8.458	8.458
**D	FONDAZIONE ROMA SIF	0	1.116.413	1.116.413
**D	FAM SERIES UCITS ICAV	0	56.258	56.258
**D	AXA INSURANCE DAC	0	192.411	192.411
**D	TORTOISE CAPITAL ADVISORS	0	492.924	492.924
**D	BPSS DUELIN/RIVER AND MERCANTI	0	33.522	33.522
**D	WITAN INVESTMENT TRUST PLC	0	35.340	35.340
**D	AMERICAN HEART ASSOCIATION, INC	0	40.152	40.152
**D	BROOKFIELD GLOBAL LISTED INFRASTRUCTURE	0	486.207	486.207
**D	BROOKFIELD REAL ASSETS INCOME FUND INC	0	19.142	19.142
**D	BROOKFIELD REAL ASSETS SECURITIES FUND	0	565.900	565.900
**D	BOSTON PARTNERS GLOBAL INVESTORS INC	0	80.500	80.500
**D	BOSTON PARTNERS GLOBAL LONG SHORT FUND	0	17.461	17.461
**D	CARILION CLARIVEST INTERNATIONAL STOCK F	0	147.096	147.096
**D	CATHOLIC COMMUNITY FOUNDATION OF MINNESO	0	31.388	31.388
**D	DUNHAM INTERNATIONAL STOCK FUND	0	13.947	13.947
**D	GUIDEMARK WORLD EX US FUND	0	201.825	201.825
**D	NATIONWIDE RISK BASEDINTERNATIONAL EQUIT	0	52.665	52.665
**D	NAZARETH LITERARY AND BENEVOLENT INSTITU	0	38.368	38.368
**D	PRAXIS INTERNATIONAL INDEX FUND	0	102.988	102.988
**D		0	125.271	125.271


262

LISTA ESITO DELLE VOTAZIONE

Oggetto: Bilancio di esercizio al 31 dicembre 2019

FAVOREVOLI

Badge	Ragione Sociale	Proprio	Delega	Totale
**D	PUBLIC SCHOOL RETIREMENT SYSTEM OF THE C	0	19.500	19.500
**D	RELIANCE TRUST INSTITUTIONAL RETIREMENT	0	68.900	68.900
**D	RRMAS 2016 BUSINESS HOLDINGS LP	0	17.410	17.410
**D	BRKFLD GBL RWX SUBT INFRSTR LP	0	32.200	32.200
**D	PACIFIC GLOBAL INTERNATIONALEQUITY INCOM	0	14.167	14.167
**D	WILSHIRE MUTUAL FUNDS INC - WILSHIR	0	165.802	165.802
**D	ROCKEFELLER EQUITY ALLOCATION FUND	0	242.200	242.200
**D	GLOBAL CLEAN EQUITY FUND	0	5.710	5.710
**D	HEITMAN GLOBAL PRIMES INFRASTRUCTURE SEED INVESTORS LLC	0	3.033	3.033
**D	STANDARD LIFE WEALTH INTERNATIONAL LTD	0	119.883	119.883
**D	BNPDSJ ACO SLW OFF GL EQ FD	0	82.380	82.380
**D	BNPDSJ ACO SLW OFF BRIDGE FD	0	166.052	166.052
**D	STANDARD LIFE WEALTH INTERNATIONAL	0	487.770	487.770
**D	STANDARD LIFE INVESTMENTS	0	9.273	9.273
**D	BPSJ JERSEY/SARASIN PARTNERS LLP	0	610.291	610.291
**D	SARASIN AND PARTNERS LLP CLIEEN	0	25.838	25.838
**D	ENHANCED INDEX INTERNATIONAL SHARE FUND	0	251.939	251.939
**D	AUSTRALIAN CATHOLIC SUPERAN RETIREM FUND	0	101.952	101.952
**D	LEGALSUPER	0	240.374	240.374
**D	MERCER UNHEDGED OVERSEAS SHARES TRUST	0	174.493	174.493
**D	MERCER UNHEDGED OVERSEAS SHARES TRUST	0	88.000	88.000
**D	AMP INTERNATIONAL EQUITY INDEX FUND HEDG	0	990.909	990.909
**D	AMP CAP UNHEDGED GL SHS MULTI MAN FUND	0	40.694	40.694
**D	IPAC SPEC INV STR INT SHARESTRATEGY NO 1	0	329.441	329.441
**D	IPAC SPEC INV STR INT SHARESTRATEGY NO 1	0	43.430	43.430
**D	IPAC SPEC INV STR INT SHARE STR NO 9	0	77.698	77.698
**D	UNISUPER	0	595.769	595.769
**D	WHOLESALE UNIT TRUST GL. INFRASTRUCTURE F	0	68.539	68.539
**D	WHOLESALE UNIT TRU MSCI GLOB IND SHAR FU	0	33.130	33.130
**D	WHOLESALE UNIT TRUST GLOBAL SHARES F 4	0	46.627	46.627
**D	WHOLESALE UNIT TRUST GLOBAL SHARES F 3	0	307.517	307.517
**D	AMP CAPITAL SPEC INTERN SHARE FUND	0	17.936	17.936
**D	STRATEGIC INTERNATIONAL EQUITY FUND	0	320.562	320.562
**D	KIWI INVEST MAN WHOLESALE CORE GLOBAL FD	0	119.047	119.047
**D	WHOLESALE INTERNATIONAL CORE EQUITIES	0	154.224	154.224
**D	BESS SYDNEY/WHOLESALE UNIT TRUST GLOBAL SHARES FUND 1	0	30.120	30.120
**D	AMP LIFE INTERNATIONAL EQUITIES FUND	0	311.540	311.540
**D	AMP LIFE INTERNATIONAL EQUITIES INDEX FUND	0	157.043	157.043
**D	BNZ WHOLESALE INTERN EQUITIES TRUST	0	94.793	94.793
**D	MULTIMIX WHOLESALE INT SHARES TRUST	0	117.463	117.463
**D	BDF-FONDS E ACT. EUROP.	0	160.000	160.000
**D	FCP FIAO	0	1.181.454	1.181.454
**D	FCP LE AMLEAGUE EURO 45 12B BOULEVA	0	100.764	100.764



263

LISTA ESITO DELLE VOTAZIONE
 Oggetto: Bilancio di esercizio al 31 dicembre 2019

FAVOREVOLI

Badge	Ragione Sociale	Proprio	Delega	Totale
**D	FCPE BDF FONDS S SOLIDAIRE	0	35.491	35.491
**D	FCP BNP PARIBAS ACTIONS RENDEMENT	0	514.745	514.745
**D	CARDIF ASSURANCE VIE	0	8.106.477	8.106.477
**D	FCP CAMGESTION RENDACTIS	0	568.013	568.013
**D	FCPE HORIZON EP. ACTION	0	66.760	66.760
**D	CARDIF ASSURANCES RISQUES DIVERS	0	102.671	102.671
**D	FCP CAMGEST VALEURS EURO	0	430.076	430.076
**D	CARDIF LUX VIE	0	673.706	673.706
**D	ORANO CYCLE	0	3.800.000	3.800.000
**D	CALCIUM QUANT	0	354.629	354.629
**D	SODIUM 1	0	752.976	752.976
**D	FCP LITHIUM RENDEMENT	0	925.326	925.326
**D	MAIF INVEST RESPO EUROPE	0	414.021	414.021
**D	FCPE HARMONY	0	58.549	58.549
**D	LFP MULTI TRENDS	0	43.844	43.844
**D	LA FRANCAISE INELECTION POINT ACTION EUR	0	318.394	318.394
**D	FCP ALBA VALEUR	0	75.000	75.000
**D	BNP EURO VALEURS DURAB	0	240.035	240.035
**D	LESAFFRE EQUILIBRE RESPONS SOLIDAIR	0	93.437	93.437
**D	FCPE GPE FMC FCE DIV BNP	0	34.092	34.092
**D	FCPE FONDS BOEHRINGER	0	114.401	114.401
**D	FCPE LIMACTIF	0	79.045	79.045
**D	FCP NATIO-FONDS COLLINE 1	0	3.151.028	3.151.028
**D	AXA INDICE EURO	0	574.879	574.879
**D	AGIPI MONDE DURABLE	0	292.647	292.647
**D	AXA AA DIVERSIFIE INDICIEL 1	0	503.187	503.187
**D	MULTIPAR SOLIDAIRE DYNA SR	0	1.840.324	1.840.324
**D	FCPE MULTIPAR EQ. SOC. RES	0	747.291	747.291
**D	FCPE MULTIPAR ACTS SR	0	1.075.074	1.075.074
**D	BNP PARIBAS ACT EUR RESP	0	234.736	234.736
**D	FCP FCE INVEST EURO	0	2.661.053	2.661.053
**D	FCP FRANCE INVEST. INTER	0	885.224	885.224
**D	FCP NF COLLINES INVEST 3	0	1.896.540	1.896.540
**D	FCF ALM ACTIONS EURO	0	3.213.273	3.213.273
**D	FONDS DIVERSIFIE TEL 1 1 BOULEVARD	0	28.773	28.773
**D	FCP ALM ACT ZONE EUR ISR	0	5.550.000	5.550.000
**D	FCP AG2R LA MONDIALE ACT EUROPE ISK	0	500.000	500.000
**D	FCP CNP ACTIONS EMO DES	0	1.249.652	1.249.652
**D	FCPE SAUR EPARGNE	0	139.570	139.570
**D	FCP EPARGNE EUROPE DYNAMIQUE	0	210.132	210.132
**D	ROSENBERG EUROBILOC	0	637.821	637.821
**D	FCP SAKKARAH 4	0	159.141	159.141
**D	FCP IRCOM RETRAITE DIVERSIFIE	0	80.650	80.650

264

LISTA ESITO DELLE VOTAZIONE
Oggetto: Bilancio di esercizio al 31 dicembre 2019

FAVOREVOLI

Badge	Ragione Sociale	Proprio	Delega	Totale
**D	IM HARMONY	0	11.376	11.376
**D	FCP KLESIA K ACTIONS EURO	0	23.549	23.549
**D	KEMPEN EUROPEAN HIGH DIVIDEND FUND N.V.	0	1.371.390	1.371.390
**D	KEMPEN CAPITAL MANAGEMENT N V	0	1.713.175	1.713.175
**D	STICHT BEDRIJFST FONDS VOOR DE MEDIA PNO	0	678.278	678.278
**D	KLESIA LF ACTIONS EURO	0	1.046	1.046
**D	BNP PARIBAS EQUITY - FOCUS ITALIA	0	156.823	156.823
**D	STICHTING AHOLD DELHAIZE PENSIOEN	0	641.034	641.034
**D	FCP KLESIA K RETRAITE EURO	0	2.050.192	2.050.192
**D	FCP IRCOM RETRAITE DIVERSIFIE	0	284.556	284.556
**D	FCP SAKKARAH 2	0	130.013	130.013
**D	LEFAML INDEXALPHA	0	203.610	203.610
**D	FPE ESG PLUS	0	2.515.623	2.515.623
**D	FCP FPI ESG	0	111.576	111.576
**D	FCP FPE ESG	0	1.468.125	1.468.125
**D	FCP FPI ESG PLUS	0	1.121.751	1.121.751
**D	FONDS DE RESERVE POUR LES RETRAITES	0	2.575.035	2.575.035
**D	FONDS DE RESERVE POUR LES RETRAITES	0	1.912.998	1.912.998
**D	FCP VILLIERS ACTIONS EUROPE SYST	0	1.048.555	1.048.555
**D	JANUS HENDERSON ADAPTIVE GLOBAL ALLOCATI	0	592	592
**D	JANUS HENDERSON INTERNATIONAL MANAGED VO	0	143.555	143.555
**D	DNCA MF VALUE EUROPE	0	369.798	369.798
**D	CNP DNCA EUROPE GROWTH	0	705.981	705.981
**D	WORLD TRADE ORGANIZATION PENSION PLAN	0	76.578	76.578
**D	PICTET CH INSTITUTIONAL - EUROPEAN	0	585.689	585.689
**D	BANQUE PICTET & CIE SA	0	110.595	110.595
**D	CAPACITY FONDS INSTITUTIONNEL-ACTIONS ETRANGERES P1B	0	73.500	73.500
**D	CAPACITY FONDS INSTITUTIONNEL-ACTIONS ETRANGERES	0	169.879	169.879
**D	TURICOM AKTIEN UND IMMOBILIENWERTSCHRIFT	0	519.457	519.457
**D	RP FONDS INSTITUTIONNEL ACTIONS MAR EMER	0	507.933	507.933
**D	MIGROS PENSIONKASSE	0	29.355	29.355
**D	RAIFFEISEN INDEX FONDS EURO STOXX 50	0	145.514	145.514
**D	SWISS LIFE LUXEMBOURG SA	0	475.720	475.720
**D	PICTET CH-GLOBAL EQUITIES	0	92.131	92.131
**D	PICTET GLOBAL SELECTION FUND - GLOB	0	62.405.479	62.405.479
**D	PICTET GLOBAL SELECTION FUND	0	3.009.135	3.009.135
**D	PICTET - MULTI ASSET GLOBAL	0	130.163	130.163
**D	QUAERO CAPITAL FUNDS (LUX)	0	364.562	364.562
**D	PICTET CLEAN ENERGY	0	5.773.381	5.773.381
**D	PICTET - GLOBAL MEGATREND SELECTION	0	5.642.023	5.642.023
**D	PICTET-EUROLAND INDEX	0	436.391	436.391
**D	PICTET-EUROPE INDEX	0	1.455.974	1.455.974
**D	WORLD EQUITY ACTIVE MOTHER FUND	0	31.718	31.718

265

LISTA ESITO DELLE VOTAZIONE

Oggetto: Bilancio di esercizio al 31 dicembre 2019

FAVOREVOLI

Badge	Ragione Sociale	Proprio	Delega	Totale
**D	INDEX MOTHER FUND EURO AREA EQUITY	0	65.778	65.778
**D	DL INTERNATIONAL RESEARCH OPEN MOTHER FD	0	1.421.994	1.421.994
**D	GLOBAL HIGH DIVIDEND EQUITY MOTHER FUND	0	634.700	634.700
**D	SHINKO GLOBAL EQUITY INDEX MOTHER FUND	0	4.268	4.268
**D	FOREIGN STOCK INDEX MOTHER FUND ONAL DEVELOPED COUNTRIES INDEX MOTHER FUND	0	258.734	258.734
**D	DAIWA PAN EUROPEAN HIGH DIVIDEND YIELD STOCK MOTHER FUND	0	62.990	62.990
**D	GIVI GLOBAL EQUITY FUND A SERIES TRUST OF GLOBAL MULTI STRATEGY	0	38.757	38.757
**D	DANSKE INVEST EUROPE HIGH DIVIDEND FUND	0	473.875	473.875
**D	DANSKE INVEST EUROPEAN EQUITY FUND	0	945.983	945.983
**D	AMF AKTIEFOND EUROPA C/O AMF FONDER AB	0	2.153.176	2.153.176
**D	AMF AKTIEFOND GLOBAL C/O AMF FONDER AB	0	1.372.202	1.372.202
**D	AMF AKTIEFOND GLOBAL C/O AMF FONDER AB	0	331.405	331.405
**D	AMF BALANSFOND C/O AMF FONDER AB	0	1.082.273	1.082.273
**D	AMF AKTIEFOND VARLDEN C/O AMF FONDER AB	0	518.730	518.730
**D	KAPAN PENSIONER FORSKRINGSFORENING	0	1.483.158	1.483.158
**D	KAPIT PENSAM INVEST PSI 10 GLOBAL AKTIER	0	31.015	31.015
**D	KAPITFOREN INSTIT INVEST GLOBALE AKTIER	0	238.213	238.213
**D	INVESTERINGSFORENINGEN BANKINVEST EUROPA SMALL CAP AKTIER KL	0	511.950	511.950
**D	VELLIV, PENSION & LIVSFORSIKRING A/S	0	92.000	92.000
**D	VERDIPAPIRFONDET EQUINOR AKSJER EUROPA	0	106.073	106.073
**D	ROBECO CAPITAL GROWTH FUND	0	493.988	493.988
**D	ASR LEVENSVERZEKERING N.V.	0	1.910.651	1.910.651
**D	STICHTING DEPOSITARY APG DEVELOPED	0	48.949	48.949
**D	STICHTING ASR BEWAARDER	0	2.019.300	2.019.300
**D	DEGROEF PETERCAM ASSET MANAGEMENT REPRESENTING ARGENTA PENSIOENS PAAR FONDS DEFENSIVE	0	52.000	52.000
**D	DEGROEF PETERCAM ASSET MANAGEMENT REPRESENTING ERGO FUND	0	530.000	530.000
**D	DEGROEF PENSJON	0	110.000	110.000
**D	EQUINOR INSURANCE A S	0	27.897	27.897
**D	MOMENTUM INVESTMENT FUNDS SICAV-SIF	0	1.653.927	1.653.927
**D	STICHTING SHELL PENSIOENFONDS	0	238.968	238.968
**D	ROBECO UMBRELLA FUND I N.V.	0	21.034	21.034
**D	FUNDACAO CALOUSTE GULBENKIAN	0	1.149.700	1.149.700
**D	ARGENTA DP	0	560.900	560.900
**D	KEMPEN INTERNATIONAL FUNDS	0	1.125.212	1.125.212
**D	BLACKROCK INSTITUTIONAL POOLED FUNDS PLC	0	656.669	656.669
**D	KYBURG INSTITUTIONAL FUND - AKTIEN WELT	0	592.698	592.698
**D	BVK PERSONALVORSORGE DES KANTONS ZURICH	0	323.124	323.124
**D	PENSIONSKASSE SBH	0	1.046.687	1.046.687
**D	NFS LIMITED TRAFALGAR COURT ADMIRAL PARK ST. PETER PORT	0	739.355	739.355
**D	SHELL TRUST BERMUDA LTD AS TRUSTEE OF THE SHELL OVERSEAS CONTRIBUTORY PENSION FUND	0	97.795	97.795
**D	SHELL TRUST (BERMUDA) LIMITED AS TRUSTEE OF THE SHELL INTERNATIONAL PENSION FUND	0	314.603	314.603
**D	NFS LIMITED TRAFALGAR COURT ADMIRAL PARK ST. PETER PORT	0	17.500	17.500
**D	DEKA INVESTMENT GMBH RE DEKA-BASIS	0	1.040.000	1.040.000
**D	DEKA INVESTMENT GMBH RE DEKA-DIVIDEND VA	0	1.040.000	1.040.000

LISTA ESITO DELLE VOTAZIONE
 Oggetto: Bilancio di esercizio al 31 dicembre 2019
 FAVOREVOLI

Badge	Ragione Sociale	Proprio	Delega	Totale
**D	DEKA INVEST DEKA EURO STOXX 50 - UCITS	0	2.629.188	2.629.188
**D	DEKA INVESTMENT GMBH	0	132.282	132.282
**D	DEKA INVEST GMBH RE DEKA-BAV-FONDS	0	188.148	188.148
**D	DEKA INVEST. RE DEKA-DIVIDENDENDISCOONT	0	182.800	182.800
**D	DEKA INVESTMENT GMBH RE DEKASPEZIAL	0	170.000	170.000
**D	DEKA INVESTMENT GMBH RE NASPA-AKTIE	0	4.114.044	4.114.044
**D	DEKA INVESTMENT GMBH RE DEKA	0	1.407.000	1.407.000
**D	DEKA INVESTMENT GMBH RE PKBMF	0	48.350	48.350
**D	DEKA INVESTMENT GMBH RE DEKA-EUROLAND BALANCE	0	2.024.050	2.024.050
**D	DEKA INVEST RE DEKA-EUROLAND BALANCE	0	31.685	31.685
**D	DEKA INVEST GMBH RE BALANCE DYNAMISCH	0	53.493	53.493
**D	DEKA INVESTMENT GMBH RE DEKA-BR 75	0	243.443	243.443
**D	DEKA INVEST GMBH RE DEKA-BR 85	0	960.000	960.000
**D	DEKA INVESTMENT GMBH RE DEKA-BR 100	0	120.010	120.010
**D	DEKA INVESTMENT GMBH RE DEKAFUTUR-CHANCE	0	49.700	49.700
**D	DEKA INVEST RE/DEKAFUTUR-WACHSTUM	0	6.860	6.860
**D	DEKA INVEST RE/DEKAFUTUR-ERTRAG	0	270.428	270.428
**D	DEKA INVEST GMBH RE DEKA-NACHH KOM	0	143.759	143.759
**D	DEKA INVESTMENT GMBH RE DEKA-BR 35	0	24.198	24.198
**D	DEKA INVESTMENT GMBH RE DEKA-BR 55	0	17.329	17.329
**D	DEKA INVESTMENT GMBH RE SIGMA PLUS BALANCED	0	19.093	19.093
**D	DEKA INVEST RE SIGMA PLUS KONSERVATIV	0	290.000	290.000
**D	DEKA INVEST GMBH RE DEKA MEGATRENDS	0	140.000	140.000
**D	DEKA INV GMBH RE DEKA EUROPA AKTN STRATE	0	8.000	8.000
**D	DEKA INVEST GMBH RE NUILL-FONDS	0	13.579	13.579
**D	DEKA INV GMBH R DEK MSCI WORLD UCITS ETF	0	29.520	29.520
**D	DEKA INVEST.GMBH RE BEROLINARENT DEKA	0	11.500.000	11.500.000
**D	DEKA INVEST DIVIDENDENSTRATEGIE	0	14.914	14.914
**D	DEKA INVEST GMBH RE DEKA-PB DEFENSIV	0	43.504	43.504
**D	DEKA INV. GMBH DEKA MSCI EUROPE UCITS ET	0	404.971	404.971
**D	DEKA INV. GMBH RE DEKA ST-EUR.50 UCI ETF	0	64.307	64.307
**D	H.E.S.T. AUSTRALIA LIMITED	0	423.791	423.791
**D	MINE SUPERANNUATION FUND	0	378.651	378.651
**D	LGIA SUPER TRUSTEE AS TRUSTEE FOR LGIA	0	411.351	411.351
**D	VANGUARD INTERNATIONAL SHARE INDEX FUND	0	215.960	215.960
**D	VANGUARD INTERNATIONAL SHARE INDEX FUND	0	707.670	707.670
**D	CONSTRUCTION AND BUILDING UNIONS SUPER F	0	12.061	12.061
**D	AUSTRALIANSUPER	0	402.840	402.840
**D	SAS TRUSTEE CORPORATION POOLED FUND	0	7.379.754	7.379.754
**D	NEW YORK STATE COMMON RETIREMENT FUND	0	4.072.560	4.072.560
**D	UBS ASSET MANAGEMENT LIFE LTD	0	41.206	41.206
**D	LUCRF PTY LTD FOR THE LABOUR UNION CO-OPERATIVE RETIREMENT FUND	0	207.400	207.400
**D	OPTIMIX WHOLESale GLOBAL SHARE TRUST	0	0	0

267

Assemblea Ordinaria del 14 maggio 2020

ENEL S.p.A.

LISTA ESITO DELLE VOTAZIONE
 Oggetto: Bilancio di esercizio al 31 dicembre 2019

FAVOREVOLI

Badge	Ragione Sociale	Proprio	Delega	Totale
**D	BANCO CENTRAL DE TIMOR-LESTE (BCTL)	0	616.133	616.133
**D	CONNECTICUT GENERAL LIFE INSURANCE COMPANY	0	99.518	99.518
**D	STANDARD CHARTERED BANK HONG KONG RETIRE	0	22.246	22.246
**D	JPMORGAN CHASE BANK - PB - CANADA P	0	17.495	17.495
**D	JPMORGAN CHASE BANK - PB - UNITED STATES CORPORATIONS	0	18.355	18.355
**D	FOREIGN SECURITIES TRUST #1	0	1.106.048	1.106.048
**D	JPMORGAN CHASE BANK - PB - US FOUNDATION	0	16.037	16.037
**D	JPMORGAN CHASE BANK - PB - UNITED STATES PARTNERSHIP	0	155.087	155.087
**D	JPMORGAN CHASE BANK - PB - US TAX EX ENT	0	13.648	13.648
**D	JPMORGAN CHASE BANK - PB - UNITED STATES TRUSTS	0	15.985	15.985
**D	JPMORGAN CHASE BANK - PB - UNITED STATES TRUSTS - CRA TREATY	0	76.829	76.829
**D	JPMORGAN CHASE BANK - PB - UNITED STATES INDIVIDUALS	0	13.728	13.728
**D	JPMORGAN CHASE BANK - PB - UNITED STATES INDIVIDUALS	0	266.444	266.444
**D	COMMINGLED PENSION TRUST FUND (INTERNATIONAL ADVANTAGE) OF JPMORGAN CHASE BANK	0	1.717.344	1.717.344
**D	ROCKEFELLER & CO., INC	0	563.611	563.611
**D	BANCO CENTRAL DE TIMOR-LESTE (BCTL)	0	49.989	49.989
**D	TELSTRA SUPERANNUATION SCHEME	0	13.137	13.137
**D	JEFFREY LLC	0	6.321.550	6.321.550
**D	CIIVP - LAZARD INTERNATIONAL EQUITY ADVANTAGE FUND	0	104.065	104.065
**D	JPMORGAN GLOBAL MACRO OPPORTUNITIES FUND	0	555.754	555.754
**D	COMING PENS TR FU EU DYN HED EQ O JPM N	0	28.648	28.648
**D	JPMORGAN CHASE BANK - PB - CANADA P	0	39.652	39.652
**D	CAPCO TRUST JERSEY LIMITED AS TRUSTEE OF	0	57.254	57.254
**D	BANK OF MAURITIUS	0	24.932	24.932
**D	ANZ WHOLESAL E INTERN.SHARE NO. 1 FUND	0	12.612	12.612
**D	BRUNEI SHELL RETIREMENT BENEFIT FUND	0	31.499	31.499
**D	CGREV, LLC	0	16.683	16.683
**D	JPMORGAN GLOBAL CORE REAL ASSETS LIMITED	0	90.533	90.533
**D	TCORPIM INTERNATIONAL SHARE (UNHEDED) F	0	126.400	126.400
**D	ANZ PRIVATE GLOBAL EQUITIES TRUST	0	1.150.334	1.150.334
**D	THE BOEING COMPANY EMPLOYEE RETIREMENT P	0	805.510	805.510
**D	THE BOEING COMPANY EMPLOYEE RETIREMENT P	0	112.743	112.743
**D	DEKA INVEST GMBH RE A-VSA-FONDS	0	20.389	20.389
**D	BLACKROCK INTERNATIONAL ALPHA TILTS FUND	0	33.668	33.668
**D	ISHARES ALLCOUNTRY EQUITY INDEX FUND	0	1.057.899	1.057.899
**D	JPMORGAN SAR EUROPEAN FUND 50/F	0	327.981	327.981
**D	CAPITAL GROUP GLOBAL EQUITY FUND	0	137.193	137.193
**D	BLACKROCK FISSION INDEXED INTL EQUITY FD	0	6.220	6.220
**D	CHINA LIFE INSURANCE (GROUP) COMPANY	0	126.000	126.000
**D	SUPERANNUATION FUNDS MANAGEMENT COR	0	667.619	667.619
**D	ADVANCE INTERNATIONAL SHARE INDEX FUND	0	908.600	908.600
**D	ANZ WHOLESAL E INTERNATION SHARE NO. 3 FU	0	667.905	667.905
**D	ONEPATH GLOB SHARES LARGE CAP UNHED IN P	0	93.900	93.900
**D	CHINA LIFE INSURANCE COMPANY LIMITED	0		

268

LISTA ESITO DELLE VOTAZIONE
Oggetto: Bilancio di esercizio al 31 dicembre 2019

FAVOREVOLI

Badge	Regione Sociale	Proprio	Delega	Totale
**D	ACCIDENT COMPENSATION CORPORATION	0	862.082	862.082
**D	TELSTRA SUPERANNUATION SCHEME	0	644.992	644.992
**D	IBM PERSONAL PENSION PLAN TRUST	0	420.984	420.984
**D	MTEV DAIDO LIFE FOREIGN EQUITY MOTHER FD	0	32.533	32.533
**D	ISHARES WHOLESALE SCREENED INT EQ IND F	0	52.625	52.625
**D	SUPERANNUATION FUNDS MANAGEMENT CORPORAT	0	61.001	61.001
**D	SUPERANNUATION FUNDS MANAGEMENT CORP	0	13.231	13.231
**D	TCORPIM INTERNATIONAL SHARE (UNHEDED) F	0	386.086	386.086
**D	WSP INTERNATIONAL EQUITIES TRUST	0	362.672	362.672
**D	BT WHOLESALE MULTI MANAG INTL SHARE FUND	0	95.831	95.831
**D	CAPITAL GROUP EMPLOYEE BENEFIT INV.TRUST	0	11.692.424	11.692.424
**D	KOORMIN BANK ACTING AS TRUSTEE OF KIM PRIVATE NOBLE CLASS GLOBAL EQUITY MASTER INVESTMENT TRUST	0	18.971	18.971
**D	JP MORGAN CHASE RETIREMENT PLAN	0	230.801	230.801
**D	QANTAS SUPERANN. LTD ATF QANTAS SUP.PLAN	0	464.025	464.025
**D	ISHARES WHOLESALE INTERN EQ INDEX FUND	0	546.460	546.460
**D	DEKA INV GMBH RE DONAU-ICR-FUNDMASTER	0	129.943	129.943
**D	SUPER FUNDS MANAG CORP SOUTH AUSTRALIA	0	1.071.069	1.071.069
**D	JPMORGAN LIFE LIMITED	0	12.546	12.546
**D	IBM PERSONAL PENSION PLAN TRUST	0	56.611	56.611
**D	JPMORGAN FUND III ICVC-JPM DIVERSIFIED GROWTH FUND	0	10.951	10.951
**D	UBS FISE RABT DEVELOPED 1000 INDEX FUND	0	63.484	63.484
**D	JEMORGAN MULTI ASSET TRUST PLC	0	165.452	165.452
**D	RETIREMENT INCOME PLAN OF SAUDI ARABIAN OIL COMPANY	0	112.605	112.605
**D	NVIT INTERNATIONAL INDEX FUND	0	1.144.251	1.144.251
**D	FLEXSHAR.MORN.DEV.MARK.EX-US FAC.TILT IN	0	272.321	272.321
**D	SBC MASTER PENSION TRUST 208	0	194.331	194.331
**D	T ROWE PRICE INTERNATIONAL EQUITY INDEX	0	568.905	568.905
**D	INTERNATIONAL GROWTH AND INCOME FUND	0	44.202.645	44.202.645
**D	EQ ADVISORS TRUST EQ-GLOBAL EQUITY MANAG	0	322.812	322.812
**D	EQ ADV. TRUST AXA INTL.CORE MANAGED VOLA	0	411.344	411.344
**D	REYNOLDS AMERICAN DEFINED BENEFIT MASTER	0	161.566	161.566
**D	SOUTHERN COMPANY SYSTEM MASTER RETIREMEN	0	1.577.883	1.577.883
**D	MINISTRY OF ECONOMY AND FINANCE	0	85.193	85.193
**D	MINISTRY OF ECONOMY AND FINANCE	0	86.468	86.468
**D	MINISTRY OF ECONOMY AND FINANCE	0	642.167	642.167
**D	MINISTRY OF ECONOMY AND FINANCE	0	8.394.776	8.394.776
**D	NEW WORLD FUND INC	0	437.925	437.925
**D	MINISTRY OF ECONOMY AND FINANCE	0	40.611.209	40.611.209
**D	NEW PERSPECTIVE FUND	0	104.040.486	104.040.486
**D	EUROPACIFIC GROWTH FUND	0	76.355.397	76.355.397
**D	AMERICAN BALANCED FUND	0	60.965.188	60.965.188
**D	CAPITAL INCOME BUILDER INC	0	667.601	667.601
**D	EQ ADVISORS TRUST-AXA INTL.VALUE MANAGED	0	196.520.535	196.520.535
**D	THE INCOME FUND OF AMERICA	0		

269

LISTA ESITO DELLE VOTAZIONE
 Oggetto: Bilancio di esercizio al 31 dicembre 2019

FAVOREVOLI

Badge	Ragione Sociale	Proprio	Delega	Totale
**D	CAPITAL WORLD GROWTH & INCOME FUND INC	0	118.070.795	118.070.795
**D	FLEXSHARES STOXX GLOBAL BROAD INFRASTRUC	0	6.005.846	6.005.846
**D	FLEXSHARES STOXX GLOBAL ESG IMPACT INDEX	0	16.739	16.739
**D	SBC MASTER PENSION TRUST	0	319.913	319.913
**D	MINISTRY OF ECONOMY AND FINANCE	0	4.285.087	4.285.087
**D	ABU DHABI RETIREMENT PENSIONS AND BENEFIT	0	168.909	168.909
**D	ASPIRIANT RISK MANAGED GLOBAL EQUITY FON	0	53.211	53.211
**D	EQ ADVISORS TRUST - EQ/INTERNATIONAL MAN	0	1.156.238	1.156.238
**D	EQ ADVISORS TRUST - ATM INTERNATIONAL MA	0	838.742	838.742
**D	FLEXSHARES INTERNATIONAL OURLTY DIVIDEND	0	68.192	68.192
**D	JNL/MELLON CAPITAL INTNAL INDEX FUND	0	932.702	932.702
**D	GOLDMAN SACHS TRUST - GOLDMAN SACHS INTER	0	38.400	38.400
**D	GOLDMAN SACHS TRUST- GOLDMAN SACHS INTER	0	268.562	268.562
**D	PUBLIC EMPLOYEES RETIREMENT SYSTEM OF OHIO	0	5.202.128	5.202.128
**D	MTB GOVERNMENT PENSION INVESTMENT FUND 4	0	29.834.073	29.834.073
**D	THE MASTER TRUST BANK OF JAPAN LTD	0	9.362.051	9.362.051
**D	JPMORGAN FUND ICVC - JPM GLOBAL EQUITY I	0	113.520	113.520
**D	JPMORGAN FUND ICVC - JPM EUROPE FUND	0	325.704	325.704
**D	JPM EUROPE DYNAMIC (EX UK) FUND	0	1.609.200	1.609.200
**D	JPMORGAN FUND ICVC - JPM GLOBAL CONSUMER	0	3.274.548	3.274.548
**D	JPMORGAN LIFE LIMITED	0	241.483	241.483
**D	JPM FUND ICVC-JPM MULTI-ASSET INCOME FD	0	78.062	78.062
**D	JPMORGAN FUND ICVC - JPM EUROPE FUND	0	70.670	70.670
**D	SHELL PENSIONS TRUST LIMITED AS TRU	0	1.038.395	1.038.395
**D	HAMPSHIRE COUNTY COUNCIL PENSION FUND	0	199.717	199.717
**D	JOHN LEWIS PARTNERSHIP TRUST FOR PENSION	0	1.170.202	1.170.202
**D	NATIONAL FARMERS UNION MUTUAL INSURANCE	0	237.171	237.171
**D	TFL PENSION FUND	0	1.546.579	1.546.579
**D	STICHTING PENSIOENFONDS MEDISCH SPECIALI	0	88.320	88.320
**D	THE BARCLAYS BANK UK RETIREMENT FUND	0	66.144	66.144
**D	THE MASTER TRUST BANK OF JAPAN, LTD. AS TRUSTEE FOR MUTB400045792	0	4.853.457	4.853.457
**D	VANGUARD TOTAL INTERNATIONAL STOCK INDEX	0	135.366.654	135.366.654
**D	VANGUARD FID COMPANY EUROPEAN STOCK INDE	0	382.960	382.960
**D	PRUDENTIAL LEGACY INSURANCE COMPANY NJ	0	429.892	429.892
**D	MTB FOR GOVERNMENT PENSION FIDA5628	0	4.348.059	4.348.059
**D	THE MASTER TRUST BANK OF JAPAN LTD	0	16.046.071	16.046.071
**D	HONG KONG EXPORT CREDIT INSURANCE CORPOR	0	8.564	8.564
**D	GOVERNMENT SUPERANNUATION FUND	0	312.372	312.372
**D	STATE OF CALI SAV PLUS PROG MASTER TRUST	0	8.852	8.852
**D	DEKA INTERNATIONAL S.A. RE HASFA MU	0	16.200	16.200
**D	INTERNATIONAL FUND MANAGEMENT S.A. RE STRATEGIECONCEPT VM BC	0	37.700	37.700
**D	DEKA VERMOEGENSMANAGEMENT GMBH RE KEPLER	0	112.850	112.850
**D	DEKA INVEST MBH VITUS FIRST VALUE FONDS	0	430.000	430.000

470

LISTA ESITO DELLE VOTAZIONE

Oggetto: Bilancio di esercizio al 31 dicembre 2019

FAVOREVOLI

Badge	Ragione Sociale	Proprio	Delega	Totale
**D	DEKA INVEST RE DEKA TRUST BALANCED-FONDS	0	206.464	206.464
**D	DEKA A-DIM-WETZLAR-BALANCED-FONDS	0	27.900	27.900
**D	DEKA A-DIM-WETZLAR-FONDS	0	36.096	36.096
**D	DEKA INVESTMENT GMBH RE AUF-FONDS	0	28.135	28.135
**D	DEKA INVEST GMBH RE DEKA MULT ASS TOT RE	0	9.137	9.137
**D	DEKA A-DOR-FONDS	0	131.979	131.979
**D	DEKA INVEST RE INTER-ESSEN-FONDS	0	22.017	22.017
**D	DEKA INVESTMENT GMBH RE DOHAMON-FONDS DER IHK ZU DORTMUND	0	1.807	1.807
**D	DEKA INVEST GMBH MULDENTAL FONDS	0	66.000	66.000
**D	DEKA INVESTMENT GMBH RE PENSIONS FONDS MA	0	22.279	22.279
**D	DEKA INVESTMENT GMBH RE BF MASTERFONDS	0	73.219	73.219
**D	DEKA INVESTMENT GMBH RE A-BAD HERSFELD-FONDS	0	56.000	56.000
**D	DEKA INVESTMENT GMBH RE A-ABAL 91-FONDS	0	21.614	21.614
**D	DEKA INVESTMENT GMBH RE WI AKTIEN	0	63.718	63.718
**D	DEKA INV. GMBH RE ROLAND MASTERFONDS	0	68.405	68.405
**D	DEKA INV. A-BGL-FONDS	0	40.273	40.273
**D	DEKA INVESTMENT GMBH RE MV-FONDS	0	108.000	108.000
**D	DEKA INVESTMENT GMBH RE TEG FONDS	0	74.000	74.000
**D	INTERNATIONALE KAPITALSANLAGEGESELLSCHAFT	0	120.000	120.000
**D	DEKA INVE GMBH RE DEKA-PRIVATVORSORGE AS	0	250.000	250.000
**D	DEKA INVEST GMBH RE CHRISTOPHORUS FD	0	3.296	3.296
**D	DEKA INVEST GMBH RE AGR DENA	0	23.900	23.900
**D	DEKA INVESTMENT GMBH RE STADTBahn-FONDS	0	6.302	6.302
**D	DEKA INVESTMENT GMBH RE DEKA-KSG-FONDS	0	31.564	31.564
**D	DEKA INVEST MAULBRONN-STROMBERG-FONDS	0	32.500	32.500
**D	DEKA INVEST REGIONALE-WUPPERTAL-FONDS	0	2.919	2.919
**D	DEKA INVEST GMBH RE DEKA-SBO-FONDS	0	9.616	9.616
**D	DEKA INVEST GMBH RE BODENSEE-FONDS	0	5.000	5.000
**D	DEKA INVESTMENT GMBH RE DEKA-BR 20	0	2.078	2.078
**D	DEKA INVEST RE KOMMUNAL-TUT-BALANCED -FO	0	16.802	16.802
**D	DEKA INVESTMENT GMBH RE A-AMISIA-FONDS	0	34.500	34.500
**D	DEKA INVESTMENT GMBH RE A-ASD-FONDS	0	90.000	90.000
**D	DEKA INVESTMENT GMBH RE A-KSK FULDA-FOND	0	39.300	39.300
**D	DEKA INVEST. A-NORDHAUSEN 2-FONDS	0	64.100	64.100
**D	DEKA INVEST.GMBH RE HUPPERTZ GLOBAL	0	200.188	200.188
**D	DEKA INVESTMENT GMBH RE A WITTRING ICR F	0	2.248	2.248
**D	DEKA INVESTMENT GMBH RE S BROKER 1 FONDS	0	8.150	8.150
**D	DEKA INVESTMENT GMBH RE A-SKGO-FONDS	0	12.000	12.000
**D	DEKA INVESTMENT GMBH RE PRHL 1-FONDS	0	8.500	8.500
**D	DEKA INVESTWE GMBH RE CHRONOS FUNDMASTER	0	62.600	62.600
**D	DEKA INVESTMENT GMBH RE WI DISCOUNT	0	20.000	20.000
**D		0	110.000	110.000
**D		0	1.155.000	1.155.000


171

LISTA ESITO DELLE VOTAZIONE

Oggetto: Bilancio di esercizio al 31 dicembre 2019

FAVOREVOLI

Badge	Regione Sociale	Proprio	Delega	Totale
**D	DEKA INVESTM GMBH RE A-HECKER-FONDS I	0	163.000	163.000
**D	SUEBIA FONDS	0	682.452	682.452
**D	BMW AG	0	94.987	94.987
**D	EPS	0	149.711	149.711
**D	OB 2	0	259.332	259.332
**D	GVV POOLFONDS PAL	0	425.253	425.253
**D	DEKA VALUE PLUS	0	576.820	576.820
**D	ALLIANZGI-FONDS DSPT	0	446.141	446.141
**D	RAGS-FUNDMASTER	0	136.061	136.061
**D	GVV POOLFONDS VOL AG I	0	318.493	318.493
**D	ARTEMIS INSTITUTIONAL GLOBAL CAPITAL FUN	0	118.037	118.037
**D	THE MASTER TRUST BANK OF JAPAN LTD	0	4.538.628	4.538.628
**D	UI-E	0	212.510	212.510
**D	NATIONAL PENSION INSURANCE FUND	0	129.639	129.639
**D	NATIONWIDE BAILLARD INTERNATIONAL EQUIT F	0	150.000	150.000
**D	NATIONWIDE INTERNATIONAL INDEX FUND	0	727.837	727.837
**D	NATIONWIDE INTERNATIONAL INVESTMENT TRUST PLC	0	737.308	737.308
**D	JPMORGAN EUROPEAN INVESTMENT S.A. RE GLO	0	63.000	63.000
**D	INTERNATIONAL FUND MANAGEMENT S.A. RE IFM	0	427.000	427.000
**D	INTERNATIONAL FUND MANAGEMENT S.A. RE IF	0	3.500.000	3.500.000
**D	INTERNATIONAL FUND MANAGEMENT S.A. RE IF	0	146.208	146.208
**D	DEKA INTERNATIONAL S.A. RE DEKA-EUROPAVA	0	1.765.037	1.765.037
**D	DEKA INTERNATIONAL S.A. RE DEKALUX-EUROPA	0	700.000	700.000
**D	DEKA INTERNATIONAL S.A. RE DEKAMULTI ASSET ERTRAG	0	2.291.783	2.291.783
**D	INTERNATIONAL FUND MANAGEMENT S.A.	0	23.535	23.535
**D	DEKA INTERNATIONAL S.A. RE DEKA-EURO PAGARANT	0	272.179	272.179
**D	EQ ADVISORS TRUST - 1290 VT SMARTBETA EQ	0	10.720	10.720
**D	JNL/BLACKROCK GLOBAL ALLOCATION FUND	0	2.863.996	2.863.996
**D	JNL BLACKROCK ADVANTAGE INTERNATIONAL FU	0	13.446	13.446
**D	EQ ADVISORS TR EQ TEMPLE GLOB EQ M VO P	0	75.362	75.362
**D	BOILERMAKERS NATIONAL ANNUITY TRUST	0	94.702	94.702
**D	T. ROME PRICE GLOBAL EQUITY FUND	0	8.823	8.823
**D	VANTAGE TRUST III MAST COLLECT INVE FU TR	0	540.339	540.339
**D	THE MASTER TRUST BANK OF JAPAN LTD	0	4.933	4.933
**D	BBP INKA	0	99.418	99.418
**D	THE NATIONAL FARMERS UNION MUTUAL INS LINK PEN	0	75.110	75.110
**D	THE MASTER TRUST BANK OF JAPAN LTD	0	605.155	605.155
**D	THE MASTER TRUST BANK OF JAPAN LTD	0	282.161	282.161
**D	BUREAU OF LABOR FUNDS- LABOR PENSION FUND	0	1.448.790	1.448.790
**D	BUREAU OF LABOR FUNDS- LABOR PENSION FUND	0	903.577	903.577
**D	BUREAU OF LABOR FUNDS- LABOR RETI FUND	0	157.648	157.648
**D	BUREAU OF LABOR FUNDS-LABOR RETI FUND	0	92.701	92.701
**D	BUREAU OF LABOR FUNDS-LABOR INSURANCE FU	0	80.014	80.014




LISTA ESITO DELLE VOTAZIONE
 Oggetto: Bilancio di esercizio al 31 dicembre 2019

FAVOREVOLI

Badge	Ragione Sociale	Proprio	Delega	Totale
**D	BUREAU OF LABOR FUNDS - LABOR RETIREMENT FUND	0	18.638	18.638
**D	BUREAU OF LABOR FUNDS- LABOR PENSION FUND	0	58.713	58.713
**D	BUREAU OF LABOR FUNDS-LABOR INSURANCE FU	0	23.375	23.375
**D	BUREAU OF LABOR FUNDS-LABOR RETIREMENT FUND	0	5.197.739	5.197.739
**D	NEW YORK STATE COMMON RETIREMENT FUND	0	4.417.278	4.417.278
**D	NEW YORK STATE COMMON RETIREMENT FU	0	342.833	342.833
**D	MISSOURI EDUCATION PENSION TRUST	0	455.278	455.278
**D	STATE OF WYOMING	0	2.197.126	2.197.126
**D	ARTEMIS GLOBAL EQUITY INCOME FUND	0	1.104.400	1.104.400
**D	ARTEMIS EUROPEAN GROWTH FUND	0	23.730	23.730
**D	AXA ROSENBERG EUROPEAN FUND	0	53.190	53.190
**D	AXA ROSENBERG EUROPEAN FUND	0	1.444.940	1.444.940
**D	KUWAIT FUND FOR ARAB ECONOMIC DEVELOPMEN	0	103.512	103.512
**D	BLACKROCK MULTI-ASSET INC.PORTF.OF BLACK	0	137.132	137.132
**D	BLACKROCK INTERNATIONAL INDEX V.I.FUND OF BLACKROCK VARIABLE SERIES FUNDS INC.	0	5.913	5.913
**D	THE MASTER TRUST BANK OF JAPAN LTD	0	3.597.991	3.597.991
**D	THE MASTER TRUST BANK OF JAPAN LTD	0	16.183.903	16.183.903
**D	THE MASTER TRUST BANK OF JAPAN LTD	0	58.770.455	58.770.455
**D	BLACKROCK INSTITUTIONAL TRUST COMEA	0	1.960.964	1.960.964
**D	BLACKR INS T COMP NA INV F FOR EMP BEN T	0	0	0
**D	BLACKROCK MSCI EAFE EQUITY INDEX NON-LENDABLE FUND	0	0	0
**D	BLACKROCK MSCI EAFE EQUITY INDEX NON-LENDABLE FUND	61.695	0	61.695
**D	TRUST AND CUSTODY SERVICES BANK, LTD. AS TRUSTEE FOR MFTB AS TRUSTEE FOR MHAM INTERNATIONAL EQUITY INDEX MOTHER FUND	0	693.341	693.341
**D	TRUST AND CUSTODY SERVICES BANK LIMITED	0	3.644.797	3.644.797
**D	VFTC INST TOTAL INT STOCK MARKET IND TRU	0	5.530.259	5.530.259
**D	WASHINGTON STATE INVESTMENT BOARD	0	6.670	6.670
**D	BLACKROCK MSCI EMU IMI INDEX FD B (EMUM)	0	1.039.964	1.039.964
**D	MSCI WORLD EQUITY ESG SCREENED INDE	0	6.728.595	6.728.595
**D	MSCI EUROPE EQUITY INDEX FUND B (EU	0	489.235	489.235
**D	MSCI ACWI EX-U.S. IMI INDEX FUND B2	0	8.835	8.835
**D	MSCI EUROPE EQUITY ESG SCREENED INDEX FUND B	0	517.658	517.658
**D	EUROPE EQUITY INDEX ESG SCREENED FU	0	46.687	46.687
**D	EUROPE EX-UK ALPHA TILTS ESG SCREEN	0	193.432	193.432
**D	INTERNATIONAL ALPHA TILTS FUND B (I	0	38.819	38.819
**D	GLOBAL EX US ALPHA TILTS FUND B	0	890.992	890.992
**D	JPMORGAN GLOBAL RESEARCH ENHANCED IND FU	0	539.940	539.940
**D	JPMORGAN GLOBAL ALLOCATION FUND	0	1.413.470	1.413.470
**D	JPMORGAN EUROPE DYNAMIC FUND	0	2.088.367	2.088.367
**D	JPMORGAN EUROPE BUILDER FUND	0	25.889	25.889
**D	JPMORGAN INCOME BUILDER FUND	0	12.172	12.172
**D	JPMORGAN DIVERSIFIED RETURN GLOB EQ ETF	0	14.000	14.000
**D	JPMORGAN INSURANCE TRUST GLOBAL ALLOC PO	0	7.631	7.631
**D	JPMORGAN INSURANCE TRUST INCOME BUILD PO	0	103.113	103.113
**D	JPMORGAN DIVERSIFIED RETURN EUROPE EQUITY ETF	0	0	0
**D	JPMORGAN DIVERSIF RETURN INTERNAT EQ ETF	0	566.410	566.410
**D	JPMORGAN INTERNATIONAL ADVANTAGE FUND	0	0	0

273

LISTA ESITO DELLE VOTAZIONE

Oggetto: Bilancio di esercizio al 31 dicembre 2019

FAVOREVOLI

Badge	Ragione Sociale	Proprio	Delega	Totale
**D	JPMORGAN INTERNAT RESEARCH ENHANCED EQUI	0	8.450.245	8.450.245
**D	JPMORGAN MACRO OPPORTUNITIES FUND	0	28.814	28.814
**D	JPMORGAN BETABUILDERS INTERNATIONAL	0	25.505	25.505
**D	JPMORGAN BETABUILDERS EUROPE ETF	0	2.321.720	2.321.720
**D	THRIFT SAVINGS PLAN	0	28.239.959	28.239.959
**D	CDN MSCI EAFE MINIMUM VOLATILITY INDEX F	0	11.464	11.464
**D	BLACKROCK CDN MSCI EAFE EQUITY INDEX FUN	0	3.628.989	3.628.989
**D	BLACKROCK CDN MSCI EAFE INDEX PLUS FUND	0	63.073	63.073
**D	BLACKROCK CDN WORLD INDEX FUND	0	420.667	420.667
**D	STICHTING PENSIOENFONDS VOOR HUISARTSEN	0	269.468	269.468
**D	JPMORGAN FUND ICVC - JPM GLOBAL RESEARCH ENHANCED INDEX EQUITY FUND	0	82.117	82.117
**D	JPMORGAN INTERNATIONAL HEDGED EQUITY FUN	0	102.001	102.001
**D	COMINGLED PENSION TR FUN INT OPPORTUNIT	0	2.350.905	2.350.905
**D	JPMORGAN DIVERSIFIED FUND	0	70.626	70.626
**D	COLUMBIA GLOBAL INFRASTRUCTURE FUND	0	806.744	806.744
**D	STATE FARM INSURANCE CO EMPLOYEE RETIREM	0	1.698.117	1.698.117
**D	COLUMBIA CAPITAL ALLOCATION AGGRESSIVE P	0	4.214	4.214
**D	COLUMBIA CAPITAL ALLOCATION CONSERVAT PO	0	1.036	1.036
**D	COLUMBIA CAPITAL ALLOCATION MODERATE POR	0	5.100	5.100
**D	COLUMBIA CAPITAL ALLOCATION MODER AGG P	0	3.557	3.557
**D	COLUMBIA CAPITAL ALLOCAT MODER CONSER PO	0	1.582	1.582
**D	1290 FUNDS - 1290 SMARTBETA EQUITY FUND	0	12.000	12.000
**D	AQR FUNDS - AQR INTERNATIONAL MULTI STYL	0	1.076.422	1.076.422
**D	DELTA MASTER TRUST	0	15.680	15.680
**D	JPMORGAN ACCESS BALANCED FUND	0	22.225	22.225
**D	JPMORGAN ACCESS GROWTH FUND	0	26.882	26.882
**D	PROVEDA GLOBAL EQUITY, LP	0	3.936	3.936
**D	MULTI-MANAGER INTERNATIONAL EQUITY STRATEGIES FUND	0	843.273	843.273
**D	EQ ADVISORS TRUST - EQ/WELLINGTON E	0	79.265	79.265
**D	U S STEEL CORPO REPRES RETIREES BENEF TR	0	11.658	11.658
**D	COMINGLED PENSION TRUST FUND (GLOBAL OP	0	769.268	769.268
**D	FREDERICK S. UPTON FOUNDATION CAPITAL GU	0	25.030	25.030
**D	STATE OF NEW MEXICO STATE INVEST COUNCIL	0	2.129.343	2.129.343
**D	COMINGLED PENSION TRUST FUND (INTREPID INTERNATIONAL) OF JPMORGAN CHASE BANK	0	3.340.088	3.340.088
**D	KATHERINE C. MOORE CHARITABLE LEAD ANNUITY TRUST II	0	14.425	14.425
**D	INVESCO OPPENHEIMER GLOBAL MULTI-AS	0	23.714	23.714
**D	NEW YORK LIFE INSURANCE AND ANNUITY CO	0	30.104	30.104
**D	MULTI-MANAGER DIRECTIONAL ALTERNATIVE STRATEGIES FUND	0	50.766	50.766
**D	CAPITAL GUARDIAN GLOBAL EQUITY FUND	0	510.459	510.459
**D	CAPITAL GROUP INTERNATIONAL EQUITY PLUS FUND	0	2.620.227	2.620.227
**D	JPMORGAN INTERNATIONAL EQUITY PLUS FUND	0	26.887	26.887
**D	RETIREMENT PLAN FOR EMPLOYEES OF AETNA INC	0	275.266	275.266
**D	DUKE ENERGY RETIREMENT SAVINGS PLAN	0	463.700	463.700

276

LISTA ESITO DELLE VOTAZIONE
 Oggetto: Bilancio di esercizio al 31 dicembre 2019

RAVOREVOLI

Badge	Regione Sociale	Proprio	Delega	Totale
**D	THE KATHERINE MOORE REVOCABLE TRUST	0	15.133	15.133
**D	JAB CONSOLIDATED LTD	0	1.426	1.426
**D	F.M.KIRBY TRUST DATED 1/3/75 FBO FRED M. KIRBY III	0	6.505	6.505
**D	FM KIRBY TRUST DTD 1/3/75 FBO S DILLARD KIRBY	0	8.853	8.853
**D	FM KIRBY DTD TRUST 1/3/75 FBO JEFFERSON W KIRBY	0	6.506	6.506
**D	OSHARES FTSE EUROPE QUALITY DIVIDEND.ETC	0	58.168	58.168
**D	CHURCH COMMISSIONERS FOR ENGLAND	0	42.664	42.664
**D	NMMS-WIEQ-CNS ACCOUNT	0	9.200	9.200
**D	WLF-C S GEL LISTED INFRASTRUCTURE	0	87.189	87.189
**D	NMM3 GLEQ. GQG ACCOUNT	0	117.088	117.088
**D	NMMS GIEP NVN ACCOUNT	0	123.518	123.518
**D	NMMS WIEQ BRF ACCOUNT	0	24.400	24.400
**D	NMMS-WIEQ-NVN ACCOUNT	0	45.671	45.671
**D	DPAM EQUITIES L	0	321.007	321.007
**D	DPAM L	0	27.100	27.100
**D	DPAM CAPITAL B	0	673.965	673.965
**D	DPAM HORIZON B	0	51.250	51.250
**D	DPAM DBI-RDT B	0	332.156	332.156
**D	DPAM INVEST B	0	2.274.132	2.274.132
**D	I.I.SICAV INSTITUTIONNELLE DE DROIT BELGE	0	380.000	380.000
**D	BERNISCHE PENSIONSKASSE	0	1.101.026	1.101.026
**D	PRISMA FONDATION SUISSE D'INVESTISSEMENT PRISMA ESG WORLD EX-CH L.V.EQ. R	0	1.741	1.741
**D	MERRILL LYNCH PROFESSIONAL CLEARING CORP	0	265.297	265.297
**D	HELABA INVEST KAPITALANLAGEGESELLSCHAFT MBH	0	1.275.000	1.275.000
**D	BALOGSE FUND INVEST (CH)-AKTIEN WELT EX SCHWEIZ PASSIV CREDIT SUISSE FUNDS AG	0	8.605	8.605
**D	CREDIT SUISSE FUNDS AG ASAST AKTIEN AUSLAND MANDAT ALLIANZ GLOBAL INVESTORS	0	24.501	24.501
**D	CSIF (CH) III EQUITY WORLD EX CH VALUE WEIGHTED - PENSION FOND CREDIT SUISSE FUNDS AG	0	49.626	49.626
**D	AXA VORSORGE FONDS II - EQUITIES GLOBAL MARKETS CREDIT SUISSE FUNDS AG	0	45.076	45.076
**D	SZKB STRATEGIEFONDS WACHSTUM CREDIT SUISSE FUNDS AG	0	40.698	40.698
**D	PK CSG WORLD EQUITY CREDIT SUISSE FUNDS AG	0	92.562	92.562
**D	SZKB STRATEGIEFONDS AUSGEMOGEN CREDIT SUISSE FUNDS AG	0	48.606	48.606
**D	NIGROS AST FONDS II AKTIEN AUSLAND CREDIT SUISSE FUNDS AG	0	430.000	430.000
**D	AXA VORSORGE FONDS - EQUITIES GLOBAL MARKETS III CREDIT SUISSE FUNDS AG	0	715.392	715.392
**D	PK CSG WORLD EQUITY CREDIT SUISSE FUNDS AG MANDAT SWISS ROCK	0	292.204	292.204
**D	CS INVESTMENT FONDS 2 LUX EUROZONE ACTIVE OPPORTUNITIES EQ	0	707.473	707.473
**D	CSIF 2 CREDIT SUISSE (LUX) EUROPEAN DIVIDEND PLUS EQUITY FD	0	822.241	822.241
**D	CREDIT SUISSE INDEX FUND (LUX) - CSIF (LUX) EQUITY EMU	0	3.280.661	3.280.661
**D	CREDIT SUISSE INDEX FUND (LUX) - CSIF (LUX) EQUITY WORLD FACTOR MIX	0	11.445	11.445
**D	CS INVESTMENT FONDS 2 - CREDIT SUISSE (LUX) INFRASTRUCTURE EQUITY FUND	0	665.000	665.000
**D	CREDIT SUISSE INDEX FUND (LUX) - CSIF (LUX) EQUITY EMU BLEUE	0	2.870.014	2.870.014
**D	CSIF (CH) EQUITY EMU CREDIT SUISSE FUNDS AG	0	26.622	26.622
**D	FINREON WORLD EQUITY ISOPRO (PENSION) CREDIT SUISSE FUNDS AG	0	1.273.993	1.273.993
**D		0	32.359	32.359

Handwritten signature

275

LISTA ESITO DELLE VOTAZIONE

Oggetto: Bilancio di esercizio al 31 dicembre 2019

FAVOREVOLI

Badge	Ragione Sociale	Proprio	Delega	Totale
**D	ACW VIE SA SELR EURO	0	869.400	869.400
**D	ACM VIE SA FONDS GENERAL	0	8.494.718	8.494.718
**D	ACM MUT FONDS GENERAL	0	1.975.105	1.975.105
**D	ACM IARD SA	0	1.007.481	1.007.481
**D	BAYERNINVEST KAPITALVERWALTUNGSGESELLSCHAFT MBH	0	5.415.311	5.415.311
**D	FIDELITY ADVIS SVIII FID ADV INT CA AP F	0	6.749.700	6.749.700
**D	FIAM GROUP TR FOR EMPLOYEE BENEF PLA	0	6.608.175	6.608.175
**D	VARIABLE INSURANCE PROD FD II INTER CAP	0	736.200	736.200
**D	JAPAN TRUSTEE SERVICES BANK LTD	0	100.324	100.324
**D	FIDELITY FUNDS SICAV	0	31.099.648	31.099.648
**D	FIDELITY FUNDS SICAV	0	30.747	30.747
**D	FIDELITY FUNDS SICAV	0	824.496	824.496
**D	NN (L)	0	5.168.307	5.168.307
**D	FIDELITY POC VALUE UNCONSTRAINED	0	813	813
**D	FIDELITY POC VALUE OPTIMIZED FACTOR	0	976	976
**D	FIL GENESIS LIMITED FIDELITY POC CLIMATE	0	3.267	3.267
**D	JAPAN TRUSTEE SERVICES BANK LTD	0	17.157	17.157
**D	PYRAMIS SELECT INTER EQ FUND LLC	0	135.963	135.963
**D	PYRAMIS GROUP TR FOR EMPLOYEES BENEF PLAN	0	16.069	16.069
**D	FIDELITY SAL ST FIDELITY GLOBAL EX US IN	0	2.091.423	2.091.423
**D	FIDELITY SALEM STR T FID TOTAL INT IND F	0	1.392.288	1.392.288
**D	FIDELITY UCITS ICAV	0	66.350	66.350
**D	FIDELITY UCITS II ICAV	0	32.160	32.160
**D	VARIABLE INSURANCE PRODUCTS FUND II: INTERNATIONAL INDEX PORTFOLIO	0	45.153	45.153
**D	FIDELITY SALEM STREET TRUST: FIDELITY ZERO INTERNATIONAL INDEX FUND	0	502.209	502.209
**D	FIDELITY CONCORD STREET TRUST: FIDELITY SERIES INTERNATIONAL INDEX FUND	0	71.271	71.271
**D	SEI INSTIT INV TRUST WORLD EQUITY EX US FD WELLING	0	4.147.590	4.147.590
**D	FIDELITY RETIREE HEALTH REIMBURSEMENT PL	0	113.308	113.308
**D	ANIMA SGR SPA ANIMA SELEZIONE EUROPA	0	1.025.016	1.025.016
**D	ANIMA ALTO POTENZIALE ITALIA ANIMA SGR	0	1.000.000	1.000.000
**D	ANIMA SELEZIONE GLOBALE ANIMA SGR	0	386.200	386.200
**D	ANIMA ALTO POTENZIALE EUROPA ANIMA SGR S	0	1.337.306	1.337.306
**D	ANIMA SGR SPA - ANIMA VISCONTEO PIUS	0	796.923	796.923
**D	ANIMA SGR SPA	0	406.032	406.032
**D	ANIMA SGR SPA ANIMA CRESCITA ITALIA	0	1.342.320	1.342.320
**D	ANIMA ITALIA ANIMA SGR	0	3.291.034	3.291.034
**D	ANIMA VISCONTEO ANIMA SGR SPA	0	4.277.955	4.277.955
**D	ANIMA/ANIMA VAL GLOBALE	0	733.500	733.500
**D	ANIMA SFORZESCO ANIMA SGR SPA	0	2.039.352	2.039.352
**D	ANIMA FONDO TRADING ANIMA SGR SPA	0	600.000	600.000
**D	ANIMA EUROPA ANIMA SGR SPA	0	548.354	548.354
**D	ANIMA SGR SPA ANIMA VESPUCCI	0	100.800	100.800
**D	ANIMA SGR SPA ANIMA MAGELLANO	0	488.500	488.500

276

LISTA ESITO DELLE VOTAZIONE

Oggetto: Bilancio di esercizio al 31 dicembre 2019

FAVOREVOLI

Badge	Regione Sociale	Proprio	Delega	Totale
**D	ALETTI GES OB ITA	0	250.000	250.000
**D	ALETTI GES OB EUR C	0	300.000	300.000
**D	ALETTI GES MT EUR	0	508.940	508.940
**D	ALETTI GES PR CED II	0	482.480	482.480
**D	ANIMA SGR SPA - GESTISILLE PRO ITALIA	0	125.000	125.000
**D	ALETTI GES ABS RE	0	163.207	163.207
**D	ALETTI GES C MT IV	0	20.151	20.151
**D	ALETTI GES C MT V	0	390.852	390.852
**D	ALETTI GES MAII	0	332.257	332.257
**D	ANIMA MEGATREND ANIMA SGR	0	75.000	75.000
**D	ANIMA PICPAC MAGELIANO 2022 ANIMA SGR	0	26.640	26.640
**D	ANIMA PICPAC VALORE GLOBALE 2022 ANIMA S	0	48.599	48.599
**D	ANIMA ESAGONO OBBL CORP ANIMA SGR	0	13.700	13.700
**D	ANIMA ESAGONO AZIONARIO GLOBALE ANIMA SG	0	8.390	8.390
**D	DEAN FONDS AT2M	0	24.000	24.000
**D	JANUS HENDERSON HORIZON FUND	0	5.948.546	5.948.546
**D	EXANE FUNDS 2	0	2.788.892	2.788.892
**D	JANUS HENDERSON FUND	0	7.628.875	7.628.875
**D	FAM SERIES UCITS ICAY	0	604.795	604.795
**D	JANUS HENDERSON GLOBAL EQUITY INCOME FD	0	2.532.172	2.532.172
**D	JANUS HEND INSTIT EUROP INDEX OPP FUND	0	65.022	65.022
**D	JANUS HENDERSON EUROPEAN FOCUS FUND	0	1.680.093	1.680.093
**D	JANUS HENDERSON EUROPEAN SELECT OPPS FD	0	5.968.344	5.968.344
**D	JANUS HEND EUROPEAN ABSOLUTE RETURN FUND	0	98.729	98.729
**D	ENHANCED INDEX INTERNATIONAL SHARE FUND	0	528.326	528.326
**D	AMP CAP UNHEDGED GL SES MULTI MAN FUND	0	101.568	101.568
**D	WHOLESALE GLOBAL EQUITY VALUE FUND	0	228.920	228.920
**D	JANUSHENDERSON GLOBAL EQUITY INCOME FUND	0	65.700	65.700
**D	MUTACTION 11	0	858.280	858.280
**D	AVIVA PATRIMOINE	0	40.125	40.125
**D	AVIVA DIVERSIFIE	0	7.236	7.236
**D	FCP AVIVA INVESTORS SELECTION	0	36.891	36.891
**D	FCP AVIVA INVESTORS CONVICTION	0	343.112	343.112
**D	FCP AVIVA INVESTORS VALORISATION	0	208.584	208.584
**D	FCP APER ACTIONS EURO	0	2.049.938	2.049.938
**D	FCP AVIVA PERFORMANCE	0	11.238	11.238
**D	FCP AVIVA ACTIONS EURO	0	219.472	219.472
**D	FCP AVIVA STRUCTURE INDEX 3	0	178.399	178.399
**D	FCP AVIVA INVESTORS ACTIONS EURO	0	723.254	723.254
**D	FCP CAP EQUILIBRE	0	2.630	2.630
**D	FCP HUMANIS RETRAITE ACTIONS	0	1.098.676	1.098.676
**D	FCP INTER ACTIO	0	1.235	1.235
**D	FCP CAP SERENITE	0	1.859	1.859

277

LISTA ESITO DELLE VOTAZIONE

Oggetto: Bilancio di esercizio al 31 dicembre 2019

FAVOREVOLI

Badge	Ragione Sociale	Proprio	Delega	Totale
**D	FCPE ESTERRA	0	680	680
**D	FCPE MAN ENERGY SOLU FRANCE SAS	0	3.347	3.347
**D	FCPE OMYA DIVERSIFIE	0	1.943	1.943
**D	ERSENS OFFENSIF ISR	0	360.877	360.877
**D	FCPE GEMALTO DYN SOLID	0	26.264	26.264
**D	FCPE SAL GROUP CIE DEUTS	0	4.164	4.164
**D	FCPE GROUP AFA NRQ OUEST	0	932	932
**D	FCPE HGA ACTIONS ISR	0	906.289	906.289
**D	FCPE NESTLE FRANCE ACTIO	0	104.595	104.595
**D	FCPE GIVAUDAN	0	16.295	16.295
**D	FCPE CROWN EMBAL FR SAS	0	11.606	11.606
**D	FCPE CLAIREFONTAINE EXAC	0	290	290
**D	FCP HP ACTIONS LAZARD	0	492.503	492.503
**D	FCPE DPI N 2	0	6.357	6.357
**D	FCPE EPARGNE SOL DYN TRA	0	233.037	233.037
**D	FCPE SKF DIV INTEREXP	0	17.466	17.466
**D	FCPE MATRA	0	20.433	20.433
**D	FCPE GR SCHLINDER AUD	0	3.315	3.315
**D	FCPE RATIER FIGEAC	0	4.647	4.647
**D	FCPE THALES ALENIA SP 3	0	2.912	2.912
**D	FCPE NALCO FRANCE S A S	0	3.011	3.011
**D	FCPE COMPTAGE IMMOBILIER	0	5.704	5.704
**D	BUILDING SOLUTIONS DIVERSIFIE	0	6.874	6.874
**D	FCPE S E P DIV ACTIONS	0	7.584	7.584
**D	FCPE RELAIS H DIVERSIFIE	0	2.529	2.529
**D	FCPE III CIMENT CALCIA D	0	4.122	4.122
**D	FCPE GROUPE SECURITAS	0	5.947	5.947
**D	FCPE ZOLPAN INVEST-5 ANS	0	868	868
**D	FCP HGA ACTIONS SOLIDAIRE EMPLOI SANTE	0	269.506	269.506
**D	FCPE ITM DE FRANCE	0	5.270	5.270
**D	FCPE ARCAM PROV C D AZUR	0	8.069	8.069
**D	FCPE ARJOWIGGINS CANSON	0	384	384
**D	FCPE NUFARM EXP SOLIDA	0	542	542
**D	FCPE CHANTELE	0	1.013	1.013
**D	FCPE GE FONDS A SOLIDAIRE	0	28.259	28.259
**D	FCPE THALES ALENIA SP 1	0	1.861	1.861
**D	FCPE SAFRAN ETHIQUE SLDR	0	44.140	44.140
**D	FCPE HENKEL DVSF INT EXP	0	3.032	3.032
**D	FCPE HORIZON EPARGNE MIXTE	0	18.036	18.036
**D	FCP HUMANIS RETRAITE ACTION BAS CARBONE	0	471.846	471.846
**D	HUMANIS RETRAITE DIVERSIFIE	0	1.504.673	1.504.673
**D	ACTIAM RESPONSIBLE INDEX FUND EQUITY EUR	0	1.724.625	1.724.625
**D	STICHTING JURIDISCH EIGENAAR ACTIAM	0	2.741.039	2.741.039

LISTA ESITO DELLE VOTAZIONE

Oggetto: Bilancio di esercizio al 31 dicembre 2019

FAVOREVOLI

Badge	Ragione Sociale	Proprio	Delega	Totale
**D	FCPE SAIPEM ACTIONS	0	11.392	11.392
**D	ACTIAM BELEGINGSFONDSEN NV	0	191.283	191.283
**D	JANUS HENDERSON DIVIDEND INCOME BUILDER	0	211.278	211.278
**D	DNCA BEYOND EUROPEAN LEADERS	0	135.000	135.000
**D	RUGO DNCA	0	72.944	72.944
**D	DNCA VALDE EUROPE	0	1.732.183	1.732.183
**D	FCP DNCA EVOLUTIF	0	1.429.391	1.429.391
**D	OFI INVEST	0	230.904	230.904
**D	PENSIONSKASSE DES BENDES PUBLICA	0	1.899.705	1.899.705
**D	MANAGEMENT BOARD PUBLIC SERVICE PENSION	0	73.094	73.094
**D	FIDELITY GLOBAL LOW VOLATILITY EQUITY FU	0	21.940	21.940
**D	AXA EQUITABLE LIFE INSURANCE CO	0	103.598	103.598
**D	JPM CHASE BANK - PS - UK CORPORATIONS	0	196.118	196.118
**D	BIRELEY'S ORANGE JAPAN, S.A.	0	23.778	23.778
**D	AXA OFFSHORE MULTIMANAGER FUNDS TRUST - AXA OFFSHORE AGGRESSIVE MULTIMANAGER FUND CIBC	0	6.210	6.210
**D	FRONTIER COMMUNICATIONS PENSION PLAN	0	229.951	229.951
**D	GENERAL MOTORS PENSIONFONDS OFF	0	23.134	23.134
**D	CONNECTICUT GENERAL LIFE INSURANCE COMPANY	0	18.336	18.336
**D	FQ ESSENTIAL BETA FUND LTD	0	72.882	72.882
**D	FIDELITY MANAGEMENT AND RESEARCH CO	0	5.094	5.094
**D	ROYAL BOROUGH OF KINGSTON UPON THAMES PE	0	4.646	4.646
**D	EQ ADVISORS TRUST - EQ/AB DYNAMIC MODERA	0	91.228	91.228
**D	EQ ADV TRUST EQ/INT. EQ. INDEX PORTFOLIO	0	329.059	329.059
**D	BOILERMAKER BLACKSMITH NATIONAL PENSION	0	1.683.639	1.683.639
**D	MFS UTILITIES FUND	0	1.036.570	1.036.570
**D	FIDELITY DIVERSIFIED INTERNATIONAL FUND	0	12.875.726	12.875.726
**D	FIDELITY CENTRAL INVESTMENT PORTFOLIOS L	0	12.371.700	12.371.700
**D	AVIVA LIFE & PENSIONS UK LIMITED	0	748.036	748.036
**D	UNIVERSITIES SUPERANNUATION SCHEME	0	1.949.215	1.949.215
**D	THE CAR CARE PENSION PLAN	0	24.644.314	24.644.314
**D	CITY OF PHILADELPHIA PUBLIC EMPL RET SYS	0	36.318	36.318
**D	FORSTA AP - FONDEN	0	437.787	437.787
**D	DWS INVESTMENT GMBH	0	1.491.450	1.491.450
**D	UKA-FONDS	0	2.786.989	2.786.989
**D	JUPITER GREEN INVESTMENT TRUST PLC	0	181.934	181.934
**D	FIDELITY EUROPEAN VALUES PLC	0	100.000	100.000
**D	NATIONAL PENSION INSURANCE FUND	0	5.301.647	5.301.647
**D	EQ ADVISORS TRUST-AXA/AB DYNAMIC GROWTH	0	90.939	90.939
**D	EQ ADVISORS TRUST - EQ/MFS UTILITIES SERIES PORTFOLIO	0	74.087	74.087
**D	NVIT INTERNATIONAL EQUITY FUND ONE	0	775.404	775.404
**D	MARSHFIELD CLINIC MASTER TRUST	0	68.594	68.594
**D	BUREAU OF LABOR FUNDS - LABOR RETIREMENT FUND	0	96.499	96.499
**D		0	90.939	90.939

LISTA ESITO DELLE VOTAZIONE

Oggetto: Bilancio di esercizio al 31 dicembre 2019

FAVOREVOLI

Badge	Ragione Sociale	Proprio	Delega	Totale
**D	MISSOURI EDUCATION PENSION TRUST	0	744.229	744.229
**D	FIDELITY INVESTMENT FUNDS - FIDELITY Y GLOBAL DIVIDEND FUND	0	4.554.148	4.554.148
**D	FIDELITY INV.FONDS-FIDELITY INDEX WORLD	0	372.300	372.300
**D	FIDELITY INVESTMENT FUNDS - EUROPEAN FUN	0	14.674.255	14.674.255
**D	FIDELITY INSTITUTIONAL SELECT GLOBAL EQU	0	82.809	82.809
**D	FIDELITY INVESTMENT FUNDS - FIDELITY INDEX EUROPE	0	1.346.379	1.346.379
**D	FIDELITY INV. FIDELITY INDEX EUROPE EX U	0	509.345	509.345
**D	THE MASTER TRUST BANK OF JAPAN LTD	0	142.198	142.198
**D	VANGUARD INTERNATIONAL VALUE FUND	0	8.578.763	8.578.763
**D	AVIVA INVESTORS INVESTMENT FUNDS IC	0	126.813	126.813
**D	BOMBARDIER TRUST U.S. MASTER TRUST	0	109.260	109.260
**D	VERMONT PENSION INVESTMENT COMMITTEE	0	323.069	323.069
**D	HORIZON HEALTHCARE SERVICES, INC	0	335.046	335.046
**D	KAYNE GLOBAL INFRASTRUCTURE FUND LP	0	45.100	45.100
**D	KOLDINGVEJ 2, BILLUND A/S, C/O KIRKBI AS	0	333.395	333.395
**D	BANK LOMBEARD ODIER CO LTD	0	100.000	100.000
**D	UNIVERSITE DE GENEVE	0	105.746	105.746
**D	DANICA PENSION LIVSFORSIKRINGSAKTIESELSKAB	0	222.539	222.539
**D	LOMBARD ODIER FUNDS (SWITZERLAND) SA I3D	0	1.222.003	1.222.003
**D	CAISSE INTER ENTREP DE PREV PROFES CIEPP	0	683.766	683.766
**D	KAPITAL DANSKE INVEST INST DAN PENS OBLI	0	1.795.217	1.795.217
**D	AFDELING DANICA LINK - INDEKS GLOBALE AKTIER	0	25.780	25.780
**D	KAPITALFOR DANSKE INVEST INSTITUT DANICA PENSIONS - AKTIER	0	162.053	162.053
**D	INV. DANSKE INVEST EUROPA INDEKS KL	0	372.510	372.510
**D	EUROPA 2 KL 17 PARALLELVEJ KONGENS, LYNGBY, 2800 DENMARK	0	98.753	98.753
**D	INV DANSKE INVEST GLOBAL INDEKS KL	0	31.350	31.350
**D	INV DANSKE INVEST EUROPA HOVI UDBYTTE	0	1.062.623	1.062.623
**D	EUROPA - AKKUMLERENDE KL PARALLELVEJ 17, KGS. LYNGBY, 2800 DENMARK	0	145.851	145.851
**D	INV. DANSKE INV.SELECT FLEXIN AKTIER	0	689.358	689.358
**D	INV DAN INV SEL GLOB EQUITY SOL AKK KL	0	307.996	307.996
**D	INV DANSKE INVEST GLOBAL STOCKPIC 2	0	115.636	115.636
**D	DANSKE INVEST SELECT GLOBAL EQUITY	0	28.091	28.091
**D	INV PROCAPTURE EUROPE INDEX FUND ACC KL	0	907.968	907.968
**D	GLOBAL AC INDEX FUND - ACCUMULATING KL	0	188.270	188.270
**D	GLOBAL INDEKS KL PARALLELVEJ 17, LYNGBY, 2800 DENMARK	0	300.496	300.496
**D	INV.DANSKE INVEST,EUROPA	0	175.808	175.808
**D	SJOLITUSRAHASTO AKTIA EUROPA	0	700.000	700.000
**D	MBE (LUX)/TMA UMBRELLA FUND-GLOBAL.EQUI	0	33.900	33.900
**D	TMA UMBRELLA FD-TMA ACWI EX-JAPAN PORTE.	0	60.900	60.900
**D	DANSKE BANK FULJER	0	788.491	788.491
**D	BEST INVESTMENT CORPORATION	0	647.862	647.862
**D	PHOENIX GEAR FUND	0	21.595	21.595
**D	TRUST & CUSTODY SERVICES BANK LTD	0	1.135.415	1.135.415

280

LISTA ESITO DELLE VOTAZIONE

Oggetto: Bilancio di esercizio al 31 dicembre 2019

FAVOREVOLI

Badge	Ragione Sociale	Proprio	Delega	Totale
**D	TRUST & CUSTODY SERVICES BANK LTD AS TRUSTEE FOR PENSION INVESTMENT FUND TRUST NUMBER 21	0	139.665	139.665
**D	HSCB POOLED INVESTMENT FUND 1, QUEEN'S ROAD, CENTRAL, HONG KONG, HONG KONG	0	3.951.835	3.951.835
**D	ALLIANZ GLOBAL INVESTORS PREMIER	0	27.608	27.608
**D	HSCB GUARANTEED FUND	0	28.939	28.939
**D	BEST INVESTMENT CORPORATION	0	20.511	20.511
**D	HANG SENG INSURANCE COMPANY LIMITED	0	191.881	191.881
**D	CATHAY GLOBAL MULTIPLE INCOME BALANCED FUND 2F	0	527.712	527.712
**D	JPMORGAN MULTI INCOME FUND	0	842.586	842.586
**D	SCHRODER IN.P.F.ADV.GL.EQUITY.FU	0	45.412	45.412
**D	BARING GLOBAL MULTI ASSET INCOME FUND	0	6.548	6.548
**D	HSCB P IN F HSCB POOLED GLOBAL EQUITY FD	0	235.997	235.997
**D	JPMORGAN MULTI BALANCED FUND	0	33.262	33.262
**D	NH-AMUNDI PRIV SEC INVEST TRUST DI	0	19.257	19.257
**D	ALLIANZ CHOICE BEST STYLES EUROPE FUND	0	385.778	385.778
**D	HSCB LIFE (INTERNATIONAL) LIMITED	0	291.557	291.557
**D	ALL GL IN ASIA ED-ALLIANZ SEL EU ROY DIV	0	159.538	159.538
**D	PERTUNUHAN KESELAMATAN SOSIAL	0	358.554	358.554
**D	SBMFP EURO INDEX SECURITY MASTER INVEST	0	27.142	27.142
**D	JPMORGAN EUROPE STRATEGIC DIVIDEND FUND	0	71.366	71.366
**D	MARITIME AND PORT AUTHORITY OF SINGAPORE	0	17.796	17.796
**D	CIVIL SERVICES EMPLOYEES PENSION FUND	0	42.123	42.123
**D	CENTRAL FINANCE BOARD METHODIST CHURCH	0	29.271	29.271
**D	AIA GLOBAL MULTI-FACTOR EQUITY FUN HSCB FRANCE	0	24.459	24.459
**D	NORFOLK PENSION FUND	0	747.670	747.670
**D	FTSE ALL WORLD INDEX FUND	0	531.303	531.303
**D	REASSURE LIMITED	0	2.120.567	2.120.567
**D	AI 50:50 GLOBAL EQUITY FUND	0	1.198.048	1.198.048
**D	FRIENDS LIFE AND PENSIONS LIMITED FIXHAM END	0	2.175.683	2.175.683
**D	PUMT ACS EUROPEAN EX UK FUND	0	2.147.444	2.147.444
**D	HSCB GLOBAL FUND ICAV	0	6.254	6.254
**D	FRIENDS LIFE FUNDS LIMITED	0	1.079.762	1.079.762
**D	AI EUROPE EQUITY EX UK FUND	0	3.936.076	3.936.076
**D	ROYAL LONDON EUROPEAN GROWTH TRUST	0	764.676	764.676
**D	ESBC MANAGED GROWTH FUND	0	17.384	17.384
**D	THE BRUNNER INVESTMENT TRUST PLC	0	1.494.864	1.494.864
**D	THE PRUDENTIAL ASSURANCE COMPANY LTD	0	612.349	612.349
**D	ROYAL LONDON GROUP PENSION SCHEME	0	138.034	138.034
**D	PRUDENTIAL PENSIONS LIMITED	0	138.830	138.830
**D	HSCB EUROPEAN INDEX FUND	0	2.609.829	2.609.829
**D	HSCB INSTITUTIONAL TRUST SERVICES IRELAND LIMITED RE 1 GRAND CANAL HARBOUR, DUBLIN, IRELAND	0	404.048	404.048
**D	ESBC EUROPEAN GROWTH FUND	0	618.547	618.547
**D	AXA GLOBAL DISTRIBUTION FUND	0	35.813	35.813

284

LISTA ESITO DELLE VOTAZIONE

Oggetto: Bilancio di esercizio al 31 dicembre 2019

FAVOREVOLI

Badge	Ragione Sociale	Proprio	Delega	Totale
**D	HSBC MANAGED BALANCED FUND	0	10.493	10.493
**D	AI DISTRIBUTION LIFE FUND	0	103.104	103.104
**D	ROYAL LONDON EUROPEAN GROWTH FUND	0	3.526.193	3.526.193
**D	HSBC GLOBAL INVESTMENT FUNDS EUROPEAN EQ	0	182.430	182.430
**D	HSBC ETFs PLC	0	511.613	511.613
**D	HENDERSON INTERNATIONAL INCOME TRUST PLC	0	963.546	963.546
**D	HENDERSON EUROPEAN FOCUS TRUST PLC	0	949.506	949.506
**D	HSBC GLOBAL INVESTMENT FUNDS	0	1.474.392	1.474.392
**D	ROYAL LONDON MUTUAL INSURANCE SOCIETY LTD	0	68.262	68.262
**D	HSBC ETFs	0	99.753	99.753
**D	PUM BOTHELL EUROPE FUND	0	2.997.724	2.997.724
**D	PUM EUROPEAN UNIT TRUST	0	105.591	105.591
**D	INTERNATIONALE KAPITALANLAGEGESELLSCHAFTMBH	0	4.410.813	4.410.813
**D	ALLIANZ CGI SUBFONDS EQUITIES	0	342.884	342.884
**D	SONDERVERMOEGEN ALLIANZGI-FONDS VEE	0	463.819	463.819
**D	SONDERVERMOEGEN ALLIANZGI-FONDS DEW-CO	0	75.246	75.246
**D	SONDERVERMOEGEN ALLIANZGI-FONDS DHCO	0	68.692	68.692
**D	SONDERVERMOEGEN ALLIANZGI-FONDS DSW-DREFO	0	49.754	49.754
**D	SONDERVERMOEGEN ALLIANZGI-FONDS DSW-CO	0	119.374	119.374
**D	SONDERVERMOEGEN ALLIANZ ADAC AV FONDS	0	20.454.191	20.454.191
**D	ALLIANZ PV-WS RCM SYSPRO INDEXING EUROLAND	0	157.665	157.665
**D	ALLIANZ PV-WS RCM SYSPRO VALOE EUROPE	0	487.579	487.579
**D	SONDERVERMOEGEN ALLIANZ VGL FONDS	0	743.580	743.580
**D	ALLIANZ VGI 1 FONDS AGI EQUITIES	0	444.810	444.810
**D	SONDERVERMOEGEN ALLIANZ VGI 1 FONDS	0	142.747	142.747
**D	ALLIANZ VGL FONDS RCM GROWTH EUROPE	0	1.196.329	1.196.329
**D	SONDERVERMOEGEN ALLIANZ VKA FONDS	0	1.279.010	1.279.010
**D	SONDERVERMOEGEN TINIESA	0	262.100	262.100
**D	SONDERVERMOEGEN ATLAS GI	0	33.830	33.830
**D	INTERNATIONALE KAPITALANLAGEGESELLSCHAFTMBH	0	170.813	170.813
**D	SONDERVERMOEGEN AVAW	0	234.070	234.070
**D	NIKKO GLOBAL TRI-ASSET FUND CIBC FINANCIAL CENTRE	0	38.453	38.453
**D	NWT-GRAVITY EUROPEAN EQUITY FUND	0	60.710	60.710
**D	MELLON OFFSHORE FUNDS C/O CIBC BANK AND TRUST COMPANY (CAYMAN) LIMITE	0	35.307	35.307
**D	EPWORTH INVESTMENT FUND	0	6.028.938	6.028.938
**D	AI STRATEGIC GLOBAL EQUITY FUND	0	19.230	19.230
**D	SWISS NATIONAL BANK	0	2.041.928	2.041.928
**D	ALPHA ARCHITECT INTERNATIONAL QUANTITATI	0	29.573.222	29.573.222
**D	LSV GLOBAL MANAGED VOLATILITY FUND	0	169.803	169.803
**D	LSV GLOBAL VALUE FUND ONE FREEDOM V	0	17.300	17.300
**D	KAYNE RENEWABLE ENERGY INCOME 1800	0	7.000	7.000
**D	ALPHACENTRIC ENERGY INCOME FUND	0	112.081	112.081
**D		0	39.900	39.900



282

LISTA ESITO DELLE VOTAZIONI

Oggetto: Bilancio di esercizio al 31 dicembre 2019

FAVOREVOLI

Badge	Ragione Sociale	Proprio	Delega	Totale
**D	KAYNE ANDERSON RENEWABLE INFRASRT RUCT FA	0	283.419	283.419
**D	MERRILL LYNCH INTERNATIONAL	0	203.400	203.400
**D	SWISSCAN TO ASSET MANAGEMENT AG	0	3.381.387	3.381.387
**D	ALLIANZ GLOBAL INVESTORS GMBH	0	105.035	105.035
**D	WORLDVIEW INVESTMENT FUND	0	89.223	89.223
**D	WIF-EUROPE OPPORTUNITIES FUND	0	210.089	210.089
**D	SONDERVERMOGEN PKMF INKA	0	198.189	198.189
**D	SONDERVERMOGEN VIM	0	79.868	79.868
**D	SONDERVERMOGEN FONDS VKV	0	538.760	538.760
**D	SONDERVERMOGEN INKA LUCK FONDS	0	279.999	279.999
**D	INTERNATIONALE KAPTALANLAGEGESELLSCHAFT MBH 21 YORCKSTRASSE, DUESSELDORF, NRW	0	16.300	16.300
**D	SONDERVERMOEGEN FONDS CCS	0	26.185	26.185
**D	SCHOLLER-STIFTUNGSFONDS I AKTIEN	0	49.321	49.321
**D	WIF-EUROPE DISCOVERY FUND	0	234.397	234.397
**D	MERCER UNHEDGED OVERSEAS SHARES TRUST	0	31.296	31.296
**D	LBPAM ISR AVENIR EURO	0	39.499	39.499
**D	FCP LBPAM ACTIONS VALDE EURO	0	4.379.001	4.379.001
**D	LBPAM ACTIONS EURO LARGE CAP	0	902.912	902.912
**D	LBPAM IRC ACTIONS ISR	0	977.402	977.402
**D	FCP LBPAM DIVERSIFIE FOCUS OBLIG 3 5	0	82.666	82.666
**D	FCP LBPAM ACTIONS CROISSANCE EURO	0	2.450.128	2.450.128
**D	FCP LBPAM IRC ACTIONS EURO MIN VAR	0	220.825	220.825
**D	FCP TOCQUEVILLE DIVIDENDE	0	230.000	230.000
**D	FCP TOCQUEVILLE VALUE EUROPE	0	1.330.000	1.330.000
**D	TOCQUEVILLE MEGATRENDS ISR	0	137.277	137.277
**D	RAVGT DIVERSIFIE II LBPAM	0	235.333	235.333
**D	SCHRODER GLOBAL ENHANCED INDEX FUND	0	66.490	66.490
**D	BANCO CENTRAL DE TIMOR-LESTE (BCTL)	0	200.632	200.632
**D	SCHRODER GLOBAL MULTI-FACTOR EQUITY FUND	0	257.946	257.946
**D	SCHRODER ADVANCED BETA GLOBAL EQUITY SMA	0	17.759	17.759
**D	SCHRODER OEP GLOBAL CORE FUND	0	204.074	204.074
**D	BEST INVESTMENT CORPORATION	0	128.355	128.355
**D	MARITIME AND PORT AUTHORITY OF SINGAPORE	0	3.230	3.230
**D	CM-CIC CONVICTIONS EURO	0	390.000	390.000
**D	FCP BRONGNIART AVENIR	0	130.000	130.000
**D	SICAV MONT	0	125.000	125.000
**D	FCP GAILLON NATURAL RESOURCES	0	593.869	593.869
**D	FCP GAILLON SECTORIEL	0	171.241	171.241
**D	FCP CM-CIC EURO ACTIONS	0	890.516	890.516
**D	FCP AVENIR ALIZES	0	8.000	8.000
**D	UNION EUROPE VALUE	0	1.144.451	1.144.451
**D	FCP UNION EUROPE	0	1.893.362	1.893.362
**D	FCP CIC TECHNO COM	0	107.500	107.500

LISTA ESITO DELLE VOTAZIONI

Oggetto: Bilancio di esercizio al 31 dicembre 2019

FAVOREVOLI

Badge	Ragione Sociale	Proprio	Delega	Totale
**D	CM VALEURS ETHIQUES	0	199.701	199.701
**D	CM EUROPE ACTIONS	0	101.681	101.681
**D	FCP BRONGNIART RENDEMENT	0	500.000	500.000
**D	FCP TRANSAT PATRIMOINE 2	0	450.000	450.000
**D	LV FAMILIALE	0	18.000	18.000
**D	CPE ALLOCATION PATRIMOINE 2	0	140.000	140.000
**D	STOCKS FINANCES	0	1.150	1.150
**D	LA BELLE BEAUCE	0	40.000	40.000
**D	FCP FIDOGEST	0	120.000	120.000
**D	FCP CASIMIRL	0	22.000	22.000
**D	FCP PSGH	0	24.000	24.000
**D	FCP BHV	0	24.000	24.000
**D	FCPE FCP OCP	0	27.389	27.389
**D	DELI GROUP FOOD	0	1.700	1.700
**D	BARCLAYS FRANCE 30-70	0	12.000	12.000
**D	FCPE AI DIVERSIFIE	0	3.588	3.588
**D	FCPE SERENIS ADAGIO	0	4.000	4.000
**D	LV INVEST	0	15.000	15.000
**D	POINCARE II	0	8.000	8.000
**D	FCP BROUARDEL AVENIR	0	18.000	18.000
**D	FCP JPA	0	10.000	10.000
**D	FCP OFFENSIF AIR LIQUIDE EXPANS	0	15.471	15.471
**D	FCPE CONVERGENCE ACTIONS EUROPE	0	300.000	300.000
**D	LES BRUYERES	0	5.000	5.000
**D	FCPE GROUPE SAMSE	0	22.000	22.000
**D	FCP_PYRENEES GLOBAL	0	11.736	11.736
**D	SICAV METISS	0	16.000	16.000
**D	FCP BEL VAL	0	300.000	300.000
**D	FCPE ACCOR DIVERSIFIE	0	5.418	5.418
**D	FCP DAY SOLVAY	0	26.000	26.000
**D	FCP JCD FIVE	0	22.000	22.000
**D	FCPE COFACE	0	15.000	15.000
**D	FCPE LAGARDERE PUBLICITE AUDIO	0	1.013	1.013
**D	FCP_CAGNI	0	26.000	26.000
**D	OTIS EF DIVERSIFIE	0	26.498	26.498
**D	FCP ES GESTION EQUILIBRE	0	397.873	397.873
**D	FCP ES DYNAMIQUE	0	281.044	281.044
**D	FCP ES TEMPERE	0	30.000	30.000
**D	FCP UNI 1	0	81.258	81.258
**D	FCP JET SERVICES	0	11.000	11.000
**D	1504 FCP THALES AVIONICS	0	10.199	10.199
**D	STABELL 80 20 CREDIT MUTUEL FCPE	0	10.000	10.000
**D	STABELL 50 50 CREDIT MUTUEL FCPE	0	15.000	15.000



284

LISTA ESITO DELLE VOTAZIONI

Oggetto: Bilancio di esercizio al 31 dicembre 2019

FAVOREVOLI

Badge	Ragione Sociale	Proprio	Delega	Totale
**D	FCP SCHUCCO	0	3.760	3.760
**D	FCP FIFE LINE SUD EUROPEEN	0	4.214	4.214
**D	FCP MGE DYNAMIQUE EURO	0	93.000	93.000
**D	LEXMARK DYNAMIQUE	0	6.815	6.815
**D	FCP HENKEL DIVERSIFIE N 1	0	7.300	7.300
**D	FCP GROUPE ROCHE	0	100.000	100.000
**D	FCP GROUPE FORD FRANCE	0	6.245	6.245
**D	1515 FCP GERARD FERRIER	0	7.251	7.251
**D	1448 FCPE GE FACTOFRANCE	0	11.431	11.431
**D	FREESCALE DIVERSIFIE	0	23.194	23.194
**D	1584 FCP FERTILSODEBO	0	17.145	17.145
**D	FCP EUROP ASSISTANCE DIVERSIFIE	0	3.429	3.429
**D	FCP DEGUSSA MIXTE	0	3.000	3.000
**D	FCP DEGUSSA DYNAMIQUE	0	7.000	7.000
**D	FCP CRYOSTAR FRANCE	0	1.654	1.654
**D	1495 FCP CONTINENTAL	0	8.000	8.000
**D	FCP CH RIVER LABORATOIRES FRANCE	0	7.532	7.532
**D	FCP CAPSUGEL	0	13.441	13.441
**D	FCP PROVENCE DIVERSIFIE	0	1.108	1.108
**D	FCP C ET A	0	4.000	4.000
**D	1262 FCP BEHR FRANCE	0	239	239
**D	1327 FCP BQUE SCALBERT DUPONT	0	25.000	25.000
**D	BALL PACKAGING EUROPE	0	2.554	2.554
**D	ARPEGE PREVOYANCE	0	10.000	10.000
**D	FCPE AREVA ACTIONS	0	135.095	135.095
**D	FCP AMORA MAILLE DIVERSIFIE	0	5.000	5.000
**D	ACM ACTIONS PLUS	0	13.657	13.657
**D	ACM ACTIONS	0	17.542	17.542
**D	FCP ARROCO QUANT 1	0	618.745	618.745
**D	KUTXABANK GESTION SGIIC S.A.	0	3.572.117	3.572.117
**D	CAIXABANK ASSET MANAGEMENT, SGI IC, S.A.	0	11.069.288	11.069.288
**D	VIDRACAIXA, S.A.	0	6.296.349	6.296.349
**D	2054 APG DME BLACKR	0	143.828	143.828
**D	CMAF GLOBAL GROWTH FUND BNYMTCIL	0	68.425	68.425
**D	CMAF GLOBAL BALANCED FUND BNYMTCIL	0	44.340	44.340
**D	EQUATOR ICAV GUILD HOUSE	0	77.285	77.285
**D	CMAF UK GROWTH FUND BNYMTCIL	0	159.675	159.675
**D	CMAF UK BALANCED FUND BNYMTCIL	0	233.945	233.945
**D	THE ROYAL BANK OF SCOTLAND PLC AS TRUSTEE OF THE BLACKROCK BALANCED PORTFOLIO FND	0	650.000	650.000
**D	BARNARD COLLEGE	0	8.285	8.285
**D	GENTILENESS INT STRG	0	85.677	85.677
**D	THE BANK OF NEW YORK MELLON EMPLOYEE BENEFIT COLLECTIVE INVESTMENT FUND PLAN	0	6.212.840	6.212.840
**D	PANAGORA RISK PARITY MULTI ASSET MASTER FUND LTD	0	46.369	46.369



285

LISTA ESITO DELLE VOTAZIONI

Oggetto: Bilancio di esercizio al 31 dicembre 2019

FAVOREVOLI

Badge	Ragione Sociale	Proprio	Delega	Totale
**D	NONUS EQUITY MGRS FORTF 4 LAZARD	0	695.501	695.501
**D	RAILWAYS PENSION TRUSTEE COMPANY LIMITED	0	1.952.261	1.952.261
**D	SHELL CANADA 2007 PENSION PLAN	0	81.182	81.182
**D	SHELL CANADA 2007 PENSION PLAN 400	0	73.939	73.939
**D	FOREST PRESERVE DISTRICT EMPLOYEES ANNUITY AND BENEFIT FUND	0	83.795	83.795
**D	VOLUNTARY EMPLOYEES BENEFICIARY ASSOCIATION SOUTHERN CALIFORNIA EDISON COMPANY	0	24.960	24.960
**D	VOLUNTARY EMPLOYEES BENEFICIARY ASSOCIATION SOUTHERN CALIFORNIA EDISON COMPANY	0	20.321	20.321
**D	B4306 FRB M LUND REV TR	0	5.831	5.831
**D	B4305 FRB S LUND RES TR FEB B LUND	0	5.444	5.444
**D	BNYMTD BFM BLK SYSTEM CONT EUR FUND	0	1.157	1.157
**D	THE MANUFACTURERS LIFE INSURANCE COMPANY	0	37.557	37.557
**D	NKB 10520 GLOBALE AKTIER SRI	0	262.934	262.934
**D	2049 APG DME ARROWST	0	2.528.745	2.528.745
**D	2046 APG DME LACH GL	0	353.795	353.795
**D	1256 APG DME ENERGY	0	9.051.443	9.051.443
**D	1253 APG DME CORE EU	0	15.417.821	15.417.821
**D	1135 APG DME STCK SEL	0	8.909.322	8.909.322
**D	CBZ CUIT INTERNATIONAL PRINCIPAL	0	159.702	159.702
**D	CONGREGATION OF THE SISTERS OF CHARITY OF THE INCARNATE WORD	0	41.449	41.449
**D	PSBF LAZARD EQUITIES	0	456.095	456.095
**D	USMIA GLOBAL EQUITY	0	25.511	25.511
**D	MIRF ARROWSTREET FOREIGN	0	403.418	403.418
**D	MIRF ALLIANCE BERNSTEIN F	0	265.600	265.600
**D	CSF LIQUID FUND, LP	0	71.795	71.795
**D	CHSU FOUNDATION ENDOWMENT FUND LP	0	28.306	28.306
**D	PRU JENNIN EQUITY INC FDTI	0	3.351.631	3.351.631
**D	THIRTY PERCY FOUNDATION	0	11.500	11.500
**D	MARANIC II LLC	0	15.229	15.229
**D	SYCAMORE INVESTMENT CO LP	0	29.271	29.271
**D	CERVURITE INTERNATIONAL LLC	0	199.601	199.601
**D	LEXINGTON INT, LLC	0	73.519	73.519
**D	JASPER RIDGE DIVERSIFIED TAX EXEMPT LP	0	158.932	158.932
**D	ORIM STRATEGIC PARTNERS LP	0	241.617	241.617
**D	PHILANTHOPAR INVESTMENTS LP	0	32.167	32.167
**D	WINDFALL INVESTMENTS, L.P.	0	34.616	34.616
**D	TERREBONNE INVESTMENTS, L.P.	0	230.868	230.868
**D	WELLS FARGO BANK N.A.	0	47.939	47.939
**D	WE WELLS FARGO BANK NA	0	67.696	67.696
**D	CENTRAL PENSION FUND OF THE INT UNION OF OPERATING ENGINEERS AND PARTICIPATING EMPLOYERS	0	527.002	527.002
**D	MANULIFE MULTIFACTOR DEVELOPED INTERNATIONAL INDEX	0	20.082	20.082
**D	CANDENCE GLOBAL EQUITY FUND LP	0	772	772
**D	IQ 500 INTERNATIONAL ETF	0	245.435	245.435
**D	SUBSIDIZED SCHOOLS PROVIDENT FUND	0	40.079	40.079

286

LISTA ESITO DELLE VOTAZIONE

Oggetto: Bilancio di esercizio al 31 dicembre 2019

FAVOREVOLI

Badge	Ragione Sociale	Proprio	Delega	Totale
**D	INTL EQUITY FUND MONDRIAN	0	2.759.856	2.759.856
**D	THE HOUSON TRUST	0	102.096	102.096
**D	ORMA LTD	0	45.730	45.730
**D	BNY MELLON FND MNGT CAYMAN LTD AS TRUSTEE OF FRONTIER GATE GLOBAL EQUITY FND	0	129.251	129.251
**D	DEUTSCHE ASSET MANAGEMENT INVESTMENT GMBH ON BEHALF OF DEUTSCHE DCG EQ	0	84.521	84.521
**D	FIRST INITIATIVES INSURANCE LIMITED	0	28.291	28.291
**D	CATHOLIC HEALTH INITIATIVES MASTER TRUST	0	121.497	121.497
**D	CHI OPERATING INVESTMENT PROGRAM L.P.	0	218.186	218.186
**D	ALAS INV SERVICESMONDRIAN INV	0	148.352	148.352
**D	XTRACKERS MSCI KOKUSAI EQUITY ETF	0	8.111	8.111
**D	BNY MELLON INTERNATIONAL EQUITY ETF	0	15.680	15.680
**D	CITI RETIREMENT SAVINGS PLAN	0	232.679	232.679
**D	BOX TRANSCO ENERGY EMP WEL BEN TR	0	10.150	10.150
**D	BNYMTCIL CGF WDEQ LA	0	20.576	20.576
**D	DEFN LAZARD ASSET MGMT	0	71.020	71.020
**D	MSAR SCHRODER	0	77.011	77.011
**D	AUTORIDADE MONETARIA DE MACAU	0	217.698	217.698
**D	THE STELLAR FUND	0	91.518	91.518
**D	THE BOSTON COMPANY INC POOLED EMPLOYEE INTERNATIONAL EQUITY FUND	0	166.827	166.827
**D	ADVANCED SERIES ASPTUDENTIAL FLEXIBLE MULTI STRATEGY PORTFOLIO	0	36.130	36.130
**D	AST QMA INTL CORE EQUITY PORT PCMF	0	905.431	905.431
**D	UNEMPLOYMENT PENSION FUND	0	65.300	65.300
**D	GREAT WEST INTERNATIONAL GROWTH FUND	0	1.018.500	1.018.500
**D	THE COMMONWEALTH FUND	0	60.043	60.043
**D	GREAT WEST CORE STRATEGIES INTERNATIONAL EQUITY FUND	0	61.900	61.900
**D	GREAT WEST CORE STRATEGIES INTERNATIONAL EQUITY FUND	0	28.454	28.454
**D	KAPITALFORENINGEN MF INVEST BASIS 3 NYKREDIT PORTEFOELJE ADMINISTRATION A/S	0	197.088	197.088
**D	DT INTERNATIONAL STOCK INDEX FUND	0	366.298	366.298
**D	NATWEST TDS DEP BNYM RM GLO EQ FUND	0	164.839	164.839
**D	55041 KUP GLOBALE AKTIER IV	0	16.346	16.346
**D	ARCONIC CORP PENSION PLANS MASTER TRUST	0	114.637	114.637
**D	NON US EQUITY MGRS PORT 4 LSV	0	530.100	530.100
**D	THE NATURE CONSERVANCY WORLDWIDE OFFICE	0	41.645	41.645
**D	GS TACS MARKET CONTINUOUS INTERNATIONAL	0	206.195	206.195
**D	NONUS EQ MANAGERS PORT BRACADIANAN	0	1.353	1.353
**D	LSV NONUS EQUITY LLCIC	0	179.300	179.300
**D	SUBSIDIZED SCHOOLS F FUND NORTHERN	0	83.275	83.275
**D	THE HARTFORD RETIREMENT PLAN TRUST FOR US EMPLOYEES	0	137.978	137.978
**D	WILLIS TOWERS WATSON GROUP TRUST	0	8.475	8.475
**D	WILLIS TOWERS WATSON GROUP TRUST	0	453.268	453.268
**D	ARCONIC RETIREMENT PLANS MASTER TRUST	0	51.184	51.184
**D	INTL BESS LP	0	46.566	46.566
**D	56038 IP LOW RISK EQUITIES I	0	1.839.474	1.839.474

Eno Pella

LISTA ESITO DELLE VOTAZIONE

Oggetto: Bilancio di esercizio al 31 dicembre 2019

FAVOREVOLI

Badge	Ragione Sociale	Proprio	Delega	Totale
**D	INVESTIN PRO F.M.B.A.	0	3.353.671	3.353.671
**D	56037 IP LOW RISK EQUITIES II	0	1.873.992	1.873.992
**D	INVECO PERPETUAL GLOBAL BALANCED INDEX FUND	0	25.409	25.409
**D	INVECO PERPETUAL GLOBAL EX UK CORE EQUITY INDEX FUND	0	100.217	100.217
**D	INTERNATIONAL EQUITY FUND	0	154.013	154.013
**D	KAPITALFORENINGEN EMD INVEST, GLOBALE AK TIER/II	0	31.351	31.351
**D	KAPITALFORENINGEN EMD INVEST, GLOBALE AK TIER/III	0	78.631	78.631
**D	S5002 UP EUROPÆLSKE AKTIER	0	800.170	800.170
**D	QS INTERNATIONAL EQUITY FUND	0	220.000	220.000
**D	DEF OF SSGA NONUS EQUITY B2	0	47.853	47.853
**D	DEF OF SSGA NONUS EQUITY B1	0	45.828	45.828
**D	DEF OF SSGA NONUS EQUITY R2	0	44.774	44.774
**D	DEF OF SSGA NONUS EQUITY R1	0	36.187	36.187
**D	THE CONSOLIDATED EDISON PENSION PLAN MASTER TRUST	0	2.022.310	2.022.310
**D	MULT BOS WITH SAME RESIDENCY	0	314.529	314.529
**D	SARASIN AND PARTNERS LLP	0	182.032	182.032
**D	SIM OMNIBUS SARASIN INVEST MGMT	0	455.901	455.901
**D	SP LLP UK CHARITIES CLIENTS AC	0	4.947.567	4.947.567
**D	EPI STRATEGIES PORTFOLIO	0	5.459	5.459
**D	STICHTING BEDRIJFSTAKPENSIOENFONDS	0	421.183	421.183
**D	THE FALKLAND ISLANDS GOVERNMENT PENSION FUND	0	50.772	50.772
**D	THE FALKLAND ISLANDS GOVERNMENT PENSION FUND	0	279.643	279.643
**D	THE FALKLAND ISLANDS GOVERNMENT PENSION FUND	0	205.222	205.222
**D	THE FALKLAND ISLANDS GOVERNMENT PENSION FUND	0	20.357	20.357
**D	BNYMTCIL LAZARD GLE STRGCC EQTY FD	0	274.100	274.100
**D	BNYMTCIL LAZARD AS TRUSTEE OF CF CATALYST TRUST	0	67.140	67.140
**D	PENNENNIS FUND	0	7.545	7.545
**D	VY FRANKLIN INCOME PORTFOLIO	0	18.396	18.396
**D	ALAMOSIA LLC	0	21.852	21.852
**D	RED DIAMOND INTERNATIONAL EQUITY LP	0	1.969	1.969
**D	RIVER PARTNERS GLOBAL EQUITY, LLC	0	2.388.906	2.388.906
**D	UMC BENEFIT BOARD, INC	0	351.515	351.515
**D	WESPETH FUNDS TRUST	0	89.342	89.342
**D	GENERAL MILLS GROUP TRUST	0	0	0
**D	CENTRAL PENSION FUND OF THE INTERNATIONAL UNION OF OPERATING ENGINEERS AND PARTICIPATING EMPLOYERS	0	316.877	316.877
**D	VOYA GLOBAL HIGH DIVIDEND LOW VOLATILITY FUND	0	3.618	3.618
**D	FIRSTENERGY SYSTEM MASTER RETIREMENT TRUST	0	246.200	246.200
**D	LEGAL AND GENERAL UCITS ETF PLC	0	252.840	252.840
**D	BNYMTCIL WINTON GLOBAL EQUITY FD TR	0	5.129	5.129
**D	GEORGIA TECH FOUNDATION	0	17.481	17.481
**D	VANGUARD EUROPEAN STOCK INDEX FUND	0	13.750.659	13.750.659
**D	VANGUARD FTSE ALL-WORLD EX US INDEX FUND	0	14.223.632	14.223.632
**D	BMO DTC EQ COM VALUE LAZARD	0	289.421	289.421

LISTA ESITO DELLE VOTAZIONE

Oggetto: Bilancio di esercizio al 31 dicembre 2019

FAVOREVOLI

Badge	Ragione Sociale	Proprio	Delega	Totale
**D	BMO FBO DTC INTL EQ COL VAL LAZARD	0	10.906	10.906
**D	THE ZEDRA FIDUCIARY INVESTMENT FUND LTD	0	133.211	133.211
**D	OSSIAM IRL ICNV	0	148.749	148.749
**D	PCHE ISV ASSET MGMT	0	38.800	38.800
**D	CADENCE GLOBAL EQUITY FUND LP	0	3.332	3.332
**D	BNY MELLON GLOBAL INFRASTRUCTURE INCOME FUND	0	129.978	129.978
**D	R. K. MELLON INTERNATIONAL FUND.	0	169.168	169.168
**D	RICHARD KING MELLON FDN	0	303.297	303.297
**D	CDW 73 IRR PARA GL	0	4.076	4.076
**D	1975 IRREV TRUST OF C D WEYERHAEUSER	0	8.805	8.805
**D	NEW TRUST NUMBER ONE	0	995	995
**D	STEWARDSHIP FOUNDATION	0	3.655	3.655
**D	SEQUOIA FOUNDATION	0	279	279
**D	FOREST FOUNDATION	0	1.052	1.052
**D	DYNAMIC EQUITY GLOBAL EQUITY MANAGERS PORTFOLIO5 SERIES	0	195.037	195.037
**D	SAN DIEGO COUNTY EMPLOYEES RETIREMENT ASSOCIATION	0	298.778	298.778
**D	CF DV INTERNATIONAL STOCK INDEX FUND	0	335.870	335.870
**D	BNY MELLON FOUNDATION BY CHARLES WARD SEABURY AND LOUISE LOVETT SEABURY	0	4.718	4.718
**D	LLOYD'S REGISTER FOUNDATION	0	485.729	485.729
**D	UPMC BMO FCP	0	97.645	97.645
**D	THE PRUDENTIAL SERIES FUND NATURAL RESOURCES PORTFOLIO	0	396.125	396.125
**D	1895 FONDS FGR	0	908.142	908.142
**D	PACIFIC FUNDS DIVERSIFIED INCOME	0	1.967	1.967
**D	PHILADELPHIA GAS WORKS PENSION PLAN	0	14.175	14.175
**D	ROBECO PORTFOLIO TRUST ROBECO BOSTON PARTNERS INTERNATIONAL EQUITY FUND	0	35.483	35.483
**D	FIRST STATE INVESTMENTS ICVC FIRST STATE DIVERSIFIED GROWTH FUND	0	2.332	2.332
**D	IVY PROSHARES MSCI ACWI INDEX FUND	0	19.284	19.284
**D	BCT POOLED INVESTMENT FUND SERIES SMARTEUROPEAN EQUITY FUND	0	59.108	59.108
**D	BCT POOLED INVESTMENT FUND SERIES DYNAMIC EUROPEAN EQUITY FUND	0	325.542	325.542
**D	THE UNIVERSITY COURT OF THE UNIVERSITY OF GLASGOW	0	48.885	48.885
**D	UNIVERSITY OF WISCONSIN FOUNDATION	0	153.785	153.785
**D	AUTO CLUB GROUP	0	48.310	48.310
**D	STITCHING DEPOSITORY APG DEVELOPED MARKETS EQUITY POOL	0	6.011.478	6.011.478
**D	SAN FRANCISCO CITY AND COUNTY EMPLOYEES RETIREMENT SYSTEM	0	1.032.101	1.032.101
**D	RPL BERNSTEIN NON EQ	0	8.150	8.150
**D	ACADIAN INTERNATIONAL ALL-CAP FUND	0	66.815	66.815
**D	OICF OICL OCICL PZENA	0	604.475	604.475
**D	RWSF CIT EAFE	0	1.251.257	1.251.257
**D	RWSF CIT ACWIEUX	0	997.584	997.584
**D	RWSF CIT ACWI	0	1.601.257	1.601.257
**D	FIDELITY SALEM STREET TRUST FIDELITY SAI INTERNATIONAL INDEX FUND	0	3.217.074	3.217.074
**D	TEXAS UTILITIES QUAL NDT PARTNERSHIP	0	11.941	11.941
**D	RCB AVOIRS OPCVM	0	309.313	309.313

288

Spuffell

LISTA ESITO DELLE VOTAZIONI

Oggetto: Bilancio di esercizio al 31 dicembre 2019

FAVOREVOLI

Badge	Ragione Sociale	Proprio	Delega	Totale
**D	ZVK DEAM SPK	0	220.000	220.000
**D	GLOBAL ATLANTIC GOLDMAN SACHS GLOBAL EQUITY INSIGHTS PORTFOLIO	0	2.651	2.651
**D	GLOBAL ATLANTIC BLACKROCK DISCIPLINED INTERNATIONAL CORE PORTFOLIO	0	28.815	28.815
**D	GLOBAL ATLANTIC REAL ASSETS FUND LLC	0	423.200	423.200
**D	VERSUS CAPITAL REAL ASSET MANAGEMENT	0	122.654	122.654
**D	THE BOSTON COMPANY ASSET MANAGEMENT	0	293.615	293.615
**D	THE SULTANATE OF OMAN MINISTRY OF DEFENCE PENSION FUND	0	55.584	55.584
**D	INVECO MARKETS II PLC	0	55.000	55.000
**D	MAN GLG EUROPEAN ALPHA INCOME FUND	0	147.787	147.787
**D	WF PAINT STATE STREET GLOBAL SERV	0	57.281	57.281
**D	WF MFS LTD EAFE GLOBAL	0	330.000	330.000
**D	BNYMD AMITY EUROPEAN FUND	0	15.826	15.826
**D	C9W CITY FD PARAMETRIC	0	258.963	258.963
**D	MOTHER CABRINI HEALTH FOUNDATION, INC.	0	158.370	158.370
**D	GEORGETOWN UNIVERSITY	0	19.467	19.467
**D	UTIMCO SP II LLC	0	198.106	198.106
**D	BVAGEXTENSIONS	0	42.886	42.886
**D	STATE OF WISCONSIN INVESTMENT BOARD	0	0	0
**D	MONDRIAN EMERGING MARKETS EQUITY TREASURER OF THE STATE OF NORTH CAROLINA EQUITY INVESTMENT FUND POOLED TRUST	0	0	0
**D	6.208.999	0	2.593.937	2.593.937
**D	BLACKROCK ACWI USIMI	0	22.839.804	22.839.804
**D	BLACKROCK GLOBAL FUNDS	0	156.915	156.915
**D	VIRBUS DUFF AND PHELPS GLOBAL INFRASTRUCTURE FUND	0	39.261	39.261
**D	ALICNY BLACKROCK GBL EQUITY	0	1.767.116	1.767.116
**D	IOWA PUBLIC EMPLOYEES RETIREMENT SYSTEM	0	289.289	289.289
**D	IOWA PUBLIC EMPLOYEES RETIREMENT SYSTEM	0	277.243	277.243
**D	NIMA ISIF IILIM EUROPEAN EQUITY	0	151.371	151.371
**D	WF AND CO CASH PLN EVERGN INV 1	0	844.916	844.916
**D	WF AND CO CASH PLN MONDN INV PT	0	168.500	168.500
**D	MAN FUNDS PLC	0	419.063	419.063
**D	THE EUROPEAN CENTRAL BANK	0	7.398	7.398
**D	PS. SP INTL DEVEL. MOMENTUM FORT	0	1.442.464	1.442.464
**D	PUBLIC SERVICE ENTERPRISE GROUP INC MASTER DEFINED BENEFIT RETIREMENT TRUST	0	426.363	426.363
**D	AL TRUST H3 FONDS SPK	0	828.674	828.674
**D	AL TRUST FONDS SP 7 SPK	0	43.920	43.920
**D	ATIVO CAPITAL	0	234.462	234.462
**D	ADVANCED SERIES TRUST - AST FI PYRAMIS QUANTITATIVE PORTFOLIO	0	124.267	124.267
**D	SLI SICAV GBL FOCUSED STRATEGIES FD	0	69.230	69.230
**D	SLI GBL SICAV CON EU EQ IN FD	0	2.408.043	2.408.043
**D	SLI GLOBAL ABSOLUTE RET STRATEGIES	0	218.872	218.872
**D	SLI GLOBAL EQUITIES FUND	0	154.989	154.989
**D	SLI EUROPEAN EQUITIES FUND	0	128.847	128.847
**D	SLI EUROPEAN EQUITY UNCONSTRAINED	0	61.516	61.516
**D	ONFF WILLIAM BLAIR NONUS	0	0	0

290

LISTA ESITO DELLE VOTAZIONE
 Oggetto: Bilancio di esercizio al 31 dicembre 2019

FAVOREVOLI

Badge	Ragione Sociale	Proprio	Delega	Totale
**D	DIOCESI OF VENICE PENSION PLAN AND TRUST	0	10.804	10.804
**D	DEJF MCM MSCI WORLD FD	0	98.621	98.621
**D	HP INC. MASTER TRUST	0	342.854	342.854
**D	FIRE AND POLICE PENSION ASSOCIATION OF COLORADO	0	139.876	139.876
**D	RHODE ISLAND EMPLOYEES RETIREMENT SYSTEMS POOLED TRUST	0	260.547	260.547
**D	CE8F WILLIAM BLAIR IACG	0	391.928	391.928
**D	CE8F LEIA ATTIVO IE	0	28.640	28.640
**D	CE8F LAZARD ILCE	0	1.293.907	1.293.907
**D	PUBLIC EMPLOYEE RETIREMENT SYSTEM OF IDAHO	0	1.430.098	1.430.098
**D	PUBLIC EMPLOYEE RETIREMENT SYSTEM OF IDAHO	0	959.910	959.910
**D	PUBLIC EMPLOYEE RETIREMENT SYSTEM OF IDAHO	0	440.739	440.739
**D	PUBLIC EMPLOYEE RETIREMENT SYSTEM OF IDAHO	0	14.326	14.326
**D	PITTSBURGH THEOLOGICAL SEMINARY OF THE PRESBYTERIAN CHURCH	0	368.949	368.949
**D	RAYTHEON MASTER PENSION TRUST	0	509.300	509.300
**D	RAYTHEON MASTER PENSION TRUST	0	335.646	335.646
**D	RAYTHEON MASTER PENSION TRUST	0	81.472	81.472
**D	RAYTHEON MASTER PENSION TRUST	0	8.102	8.102
**D	CZ ANDELEN SSGA	0	232.085	232.085
**D	PGVF SSGA	0	284.823	284.823
**D	PGPF PG E QUALIFIED PANAGORA EAFE	0	151.500	151.500
**D	PDBF NUVEEN	0	266.400	266.400
**D	DWS INVESTMENT GMBH ON BEHALF OF DEAM FONDS ZDV	0	45.120	45.120
**D	CENTRAL STATES SE AND SW H AND W FUNDS	0	3.500	3.500
**D	CE8F STRATEGIC GBL EAFE	0	9.314	9.314
**D	BNYMCIL MAN NUMERIC GLOBAL EQ TR	0	18.869	18.869
**D	HIGE HGHLD PBINF WLGN CF	0	1.839.357	1.839.357
**D	HGHE HGHLD PBINF WLGN	0	44.657	44.657
**D	CITY OF NEW YORK DEFERRED COMPENSATION PLAN	0	1.429.076	1.429.076
**D	MO3F MARATHON WELLINGTN	0	43.914	43.914
**D	VANGUARD INTL HIGH DIV YLD INDEX FD	0	39.937	39.937
**D	NSNF PARA EAFE PI 2	0	49.788	49.788
**D	NSNF PARA EAFE PI 1	0	11.070	11.070
**D	NSNF PARA EAFE MONTI	0	15.304.065	15.304.065
**D	MINISTER FOR FINANCE AND IRELAND STRATEGIC INVESTMENT FUND ISIF	0	1.401.413	1.401.413
**D	INVECO FUNDS	0	2.797.490	2.797.490
**D	STICHTING BEWAARDEDER ACHMEA BELEGGINGSPOOLS AIM ANW E7AEZ026002	0	8.070	8.070
**D	ALASKA PERMANENT FUND CORPORATION	0	308.687	308.687
**D	PUBLIC SCHOOL TEACHERS' PENSION AND RETIREMENT FUND OF CHICAGO	0	260.065	260.065
**D	DUKE ENERGY QUALIFIED NUCLEAR DECOMMISSIONING	0	148.845	148.845
**D	VOYA INTERNATIONAL CORE FUND	0	319.620	319.620
**D	AUTO CLUB INSURANCE ASSOCIATION	0	115.700	115.700
**D	PUBLIC EMPLOYEES RETIREMENT ASSOCIATION OF NEW MEXICO	0	366.502	366.502
**D	STANLEY LSV STANLEY BLACK AND DECKER INC PENSION MASTER TRUST	0	379.700	379.700
**D	SCHOOL EMPLOYEES RETIREMENT SYSTEM OF OHIO	0		

291

LISTA ESITO DELLE VOTAZIONE
Oggetto: Bilancio di esercizio al 31 dicembre 2019

FAVOREVOLI

Badge	Regione Sociale	Proprio	Delega	Totale
**D	PUBLIC EMPLOYEES RETIREMENT SYSTEM OF MISSISSIPPI	0	806.963	806.963
**D	KENTUCKY RETIREMENT SYSTEMS INSURANCE TRUST FUND	0	106.187	106.187
**D	KENTUCKY RETIREMENT SYSTEMS INSURANCE TRUST FUND	0	482.353	482.353
**D	KENTUCKY RETIREMENT SYSTEMS INSURANCE TRUST FUND	0	321.100	321.100
**D	KENTUCKY RETIREMENT SYSTEMS	0	259.717	259.717
**D	KENTUCKY RETIREMENT SYSTEMS	0	1.095.982	1.095.982
**D	KENTUCKY RETIREMENT SYSTEMS	0	759.700	759.700
**D	KENTUCKY RETIREMENT SYSTEMS	0	473.908	473.908
**D	INDIANA PUBLIC RETIREMENT SYSTEM	0	743.303	743.303
**D	INDIANA PUBLIC RETIREMENT SYSTEM	0	164.861	164.861
**D	INDIANA PUBLIC RETIREMENT SYSTEM	0	116.042	116.042
**D	GENERAL MILLS INVESTMENT TRUST	0	92.945	92.945
**D	SDG AND E QUALIFIED NUCLEAR DECOMMISSIONING TRUST PARTNERSHIP	0	308.133	308.133
**D	VOYA MUTLI MANAGER INTERNATIONAL FACTORS FUND	0	53.564	53.564
**D	VERIZON MASTER SAVINGS TRUST	0	166.193	166.193
**D	VEBA PARTNERSHIP N L P	0	407.128	407.128
**D	VEBA PARTNERSHIP N L P	0	30.514	30.514
**D	BELL ATLANTIC MASTER TRUST	0	678.480	678.480
**D	BELL ATLANTIC MASTER TRUST	0	628.690	628.690
**D	BELL ATLANTIC MASTER TRUST	0	224.550	224.550
**D	BELL ATLANTIC MASTER TRUST	0	19.421	19.421
**D	UNITED STATES ARMY NONAPPROPRIATED FUND EMPLOYEE RETIREMENT PLAN TRUST	0	908.825	908.825
**D	EMPLOYEES' RETIREMENT SYSTEM OF THE STATE OF HAWAII	0	77.033	77.033
**D	SOUTH DAKOTA RETIREMENT SYSTEM	0	5.316.665	5.316.665
**D	STATE OF SOUTH DAKOTA	0	41.701	41.701
**D	PENSION RESERVES INVESTMENT TRUST FUND	0	1.128.831	1.128.831
**D	METROPOLITAN WATER RECLAMATION DISTRICT RETIREMENT FUND	0	261.611	261.611
**D	ACADIAN ALL COUNTRY WORLD EX US FUND	0	1.362.371	1.362.371
**D	METROPOLITAN EMPLOYEE BENEFIT SYSTEM	0	1.580.141	1.580.141
**D	FLORIDA RETIREMENT SYSTEM	0	134.579	134.579
**D	BLACKROCK WORLD EX FLORIDA RET SYS	0	59.338	59.338
**D	FLORIDA RETIREMENT SYSTEM	0	420.371	420.371
**D	PENN SERIES DEV INFL INDEX FUND	0	688.000	688.000
**D	FLORIDA RETIREMENT SYSTEM	0	316.516	316.516
**D	EMPLOYEES RETIREMENT SYSTEM OF TEXAS	0	5.574.342	5.574.342
**D	BLK COMTS INC INV TST INV PF BNYMTD	0	10.560.045	10.560.045
**D	BNYMTD BLK CONT EUR EQ TRCK ED INV	0	93.547	93.547
**D	BNYMTD BLK CONTINENTAL EURO INC	0	40.301	40.301
**D	UPMC BMO PENSION	0	1.999.912	1.999.912
**D	UTC EDHEC BLACKROCK UNITED TECHNOLOGIES CORPORATION MASTER RETIREMENT	0	74.536	74.536
**D	TEA BLACKROCK INC INTL	0	2.546.628	2.546.628
**D	NV RBIF ALLNCEBRNSTN INTL EQ	0	2.389.210	2.389.210
**D	NV PERS SSGA EAFE INDEX PUBLIC EMPLOYEES RETIREMENT SYSTEM OF NEVADA	0	1.354	1.354
**D	NV PERS MELLON CAPITAL INDEX	0		
**D	LOUISIANA STATE ERS TERROR FREE INT	0		

22

[Handwritten signature]

[Handwritten signature]

LISTA ESITO DELLE VOTAZIONE
 Oggetto: Bilancio di esercizio al 31 dicembre 2019

FAVOREVOLI

Badge	Regione Sociale	Proprio	Delega	Totale
**D	LOUISIANA STATE ERS MONDRIAN LG CAP	0	13.615	13.615
**D	LOUISIANA STATE ERS MSCI EXUS INDEX	0	10.201	10.201
**D	IVY APOLLO MLT ASSET INC GEI IVY	0	539.823	539.823
**D	ENSIGN PEAK CP LSV INTL LARGE	0	617.700	617.700
**D	ENSIGN PEAK EAFE LSV ASSET	0	2.567.000	2.567.000
**D	PRINCIPAL GLOBAL INVESTORS FUNDS	0	5.484	5.484
**D	UPMC BMO	0	81.476	81.476
**D	AST INTL VAL LAZARD PD42	0	1.476.092	1.476.092
**D	AST ADVANCED STRAT LSV PD15	0	680.500	680.500
**D	AST INTL VALUE LSV PD41	0	624.400	624.400
**D	BLL AQUIL LIFGLO3000 FMEN WHI INDFD	0	346.917	346.917
**D	POOL RE L AND G MSCI EQ	0	167.993	167.993
**D	POOL RE JPM REI EQUITY	0	81.706	81.706
**D	AST GS MULTI ASSET PORT LIQ PDHB	0	16.015	16.015
**D	STATE BOARD OF ADMINISTRATION OF FLORIDA	0	184.247	184.247
**D	IVY GBL EQUITY INC	0	2.277.699	2.277.699
**D	SRP AQR	0	342.460	342.460
**D	IVY VIP GLOBAL EQUITY INCOME	0	1.078.445	1.078.445
**D	IOWA PUBLIC EMPLOYEES RETIREMENT SYSTEM	0	92.153	92.153
**D	METROPOLITAN LIFE INSURANCE COMPANY	0	423.219	423.219
**D	IMASCO HOLDINGS GRP INC AND PARTICIPATING AFFILIATES RETIREMENT PLAN	0	18.720	18.720
**D	ENERGY INSURANCE MUTUAL LIMITED	0	39.882	39.882
**D	PRUDENTIAL INVESTMENT PORTFOLIO 2 PRUDENTIAL QMA INTL DEVELOPED MKRTS INDEX FUND	0	26.576	26.576
**D	AL TRUST AKTIEN EUROPA SEK	0	60.023	60.023
**D	UPS GROUP TRUST	0	484.117	484.117
**D	TENNESSEE VALLEY AUTHORITY RETIREMENT SYSTEM	0	25.682	25.682
**D	TENNESSEE VALLEY AUTHORITY RETIREMENT SYSTEM	0	8.786	8.786
**D	TENNESSEE VALLEY AUTHORITY RETIREMENT SYSTEM	0	181.381	181.381
**D	TENNESSEE VALLEY AUTHORITY RETIREMENT SYSTEM	0	53.819	53.819
**D	SOUTH CAROLINA RETIREMENT SYSTEMS GROUPTRUST	0	1.515.290	1.515.290
**D	THE STATE OF CONNECTICUT ACTINGTHROUGH ITS TREASURER	0	1.021.326	1.021.326
**D	BOARD OF PENSIONS OF THE EVANGELICAL LUTHERAN CHURCH IN AMERICA	0	183.187	183.187
**D	BOARD OF PENSIONS OF THE EVANGELICAL LUTHERAN CHURCH IN AMERICA	0	1.027.866	1.027.866
**D	ARKANSAS PUBLIC EMPLOYEES RETIREMENT SYSTEM	0	136.236	136.236
**D	SANTA BARBARA COUNTY EMPLOYEESRETIREMENT SYSTEM	0	4.079	4.079
**D	BANK OF KOREA	0	595.155	595.155
**D	THE BANK OF KOREA	0	911.020	911.020
**D	BNY MELLON GLOBAL FUNDS PLC	0	32.400	32.400
**D	IWHF LSV ASSET INVESTMENT	0	136.873	136.873
**D	NON US EQUITY MGRS FORT 1 LAZARD	0	664.851	664.851
**D	PPI INTL EQUITY INDEX FUND	0	630.290	630.290
**D	VIRTUS TOTAL RETURN FUND INC.	0	116.495	116.495
**D	ALLSTATE LIFE INSURANCE COMPANY	0	20.900	20.900
**D	SARATOGA INTERNATIONAL EQUITY PORTFOLIO	0		

Guariglia

293

LISTA ESITO DELLE VOTAZIONE

Oggetto: Bilancio di esercizio al 31 dicembre 2019

FAVOREVOLI

Badge	Ragione Sociale	Proprio	Delega	Totale
**D	THE AMERICAN UNIVERSITY IN CAIRO	0	7.542	7.542
**D	VOYA BALANCED PORT INTL VALUE	0	39.255	39.255
**D	VOYA INTERNATIONAL INDEX PORTFOLIO	0	1.366.465	1.366.465
**D	VOYA INFSTRCTR INDUST AND MATRLSPD	0	338.149	338.149
**D	VOYA GLOBAL EQUITY PORTFOLIO	0	97.580	97.580
**D	MINISTERS AND MISSNRES BENEFIT BRD OF AMERICAN BPTST CHURCHES	0	90.716	90.716
**D	FPXF WILLIAM BLAIR CO	0	162.803	162.803
**D	ERYF ATTIVO CAPITAL	0	26.690	26.690
**D	CALIFORN ENDOW LAZARD	0	194.080	194.080
**D	VOYA MM INTL EQUITY FUND LAZARD	0	197.837	197.837
**D	RBS INVESTMENT FUNDS ICVC MANAGED INCOME FUND	0	3.112	3.112
**D	VOYA GLOBAL EQUITY FUND	0	35.798	35.798
**D	DEUTSCHE XTRK MSCI EMU -HDG EQ ETF	0	38.756	38.756
**D	AXA MPS FINANCIAL DAC	0	1.600.000	1.600.000
**D	GS ACTIVEBETA EUROPE ETF	0	11.269	11.269
**D	GS ACTIVE BETA INTL EQUITY ETF	0	525.405	525.405
**D	PVC DIVERSIFIED INTERNATIONAL AC	0	275.388	275.388
**D	PFI DIVERSIFIED INTERNATIONAL FUND	0	14.446.341	14.446.341
**D	BNYMTCIL LM QS MV EURO EQ GAI FD	0	53.000	53.000
**D	CTJ RE STANLIB GLOBAL EQ ARR USD	0	284.229	284.229
**D	CTJ RE STANLIB GLOBAL EQUITY FD AB	0	54.000	54.000
**D	BNYTD CF CANLIFE GBLB INERA FD	0	100.243	100.243
**D	PGIF EUROPEAN EQUITY FUND BNYMTCIL	0	85.749	85.749
**D	PFI OVERSEAS FD PMC	0	549.402	549.402
**D	PFI INTERNATIONAL FD I ORIGIN	0	192.000	192.000
**D	PFI OVERSEAS FD BHMS	0	3.232.159	3.232.159
**D	BNYMTCIL LAZARD EUROPEAN EQUITY FUN	0	138.417	138.417
**D	INVESCO STRATEGIC DEVELOPED EX-US ETF	0	228.943	228.943
**D	INTERNATIONALE KAPITALANLANGESELLS CHAFT MBH	0	55.248	55.248
**D	KAPITALANLAGESELLSCHAFT MBH	0	423.304	423.304
**D	MAPFRE MSV LIFE PLC	0	674.429	674.429
**D	VY TEMPLETON FOREIGN EQUITY	0	169.730	169.730
**D	VOYA INTERNATIONAL HIGH DIVIDEND EQUITY INCOME FUND	0	18.427	18.427
**D	VOYA GLOBAL EQUITY DIVIDEND AND PREMIUM OPPORTUNITY FUND	0	95.496	95.496
**D	VOYA GLOBAL ADVANTAGE AND PREMIUM OPPORTUNITY FUND	0	30.998	30.998
**D	VOYA GLOBAL EQUITY DIVIDEND FUND	0	8.062	8.062
**D	INVESCO S AND P EUROPE 350 EQUAL WEIGHT INDEX ETF	0	1.322	1.322
**D	IQ 50 PERCENT HEDGED FTSE EURO ETF	0	7.784	7.784
**D	IQ 50 PERCENT HEDGED FTSE INTEL ETF	0	154.495	154.495
**D	ALLSTATE INSURANCE CO BLACKROCK	0	245.092	245.092
**D	GREATLINK SUPREME ACADIAN	0	13.051	13.051
**D	LUX NYKREDIT GLOBAL EQUITIES	0	563.819	563.819
**D	CEP DEP IP GLOBAL EX UK ENHAN IND	0	31.555	31.555

296

SM

LISTA ESITO DELLE VOTAZIONE
 Oggetto: Bilancio di esercizio al 31 dicembre 2019

FAVOREVOLI

Badge	Ragione Sociale	Proprio	Delega	Totale
**D	CEP DEP IP EUROPEAN EQUITY	0	3.018.432	3.018.432
**D	NKB 31004 INV NM INVEST EUROPA AKK	0	655.330	655.330
**D	NYKREDIT INVEST GLOBALE AKTIER SRI	0	477.778	477.778
**D	NYKREDIT INVEST TAKTISK ALLOKERING	0	125.761	125.761
**D	NKB INVEST GLOBALE AKTIER BASIS	0	41.213	41.213
**D	CEP DEP IP EUROPEAN HIGH INCOME	0	34.608	34.608
**D	CEP DEP IP EUROPEAN BOTY INCOME	0	1.667.588	1.667.588
**D	PUBLIC EMPLOYEES RETIREMENT SYSTEM OF MISSISSIPPI	0	1.119.031	1.119.031
**D	POWERSHARES S AND P GLOBAL EX CANADA HIGH DIVIDEND LOW VOLATILITY INDEX ETF	0	13.177	13.177
**D	NATIONAL ELEVATOR INDUSTRY HEALTH BENEFIT PLAN	0	111.100	111.100
**D	DUFF AND PHELPS GLOBAL UTILITY INCOME FUND INC	0	3.013.959	3.013.959
**D	EMPLOYEES RETIREMENT TRUST OF BANK OF MONTREAL HARRIS	0	143.139	143.139
**D	HRCD REMT HAP RUMBLINE EAFE	0	4.038	4.038
**D	NATWEST DEP SFF EUROPE EQ SSGA	0	138.954	138.954
**D	PS FTSE LO BI EQ WT PORT	0	2.560	2.560
**D	FLORIDA RETIREMENT SYSTEM	0	2.466.383	2.466.383
**D	FLORIDA RETIREMENT SYSTEM	0	3.131.733	3.131.733
**D	HRCD REMT HAP LAZARD ASSET MGMT	0	36.535	36.535
**D	AOHIT HAI RUMBLINE EAFE THE ARCHDIOCESE OF HARTFORD INVESTMENT TRUST	0	4.611	4.611
**D	AOHIT HAI LAZARD ASSET MGT THE ARCHDIOCESE OF HARTFORD INVESTMENT TRUST	0	45.723	45.723
**D	ING PARAPLUFONDS 1 N.V.	0	655.749	655.749
**D	NN PPLNV NN PREMIUM DIVIDEND FUND	0	348.064	348.064
**D	ACADIAN INTERNATIONAL EQUITY FUND LLC	0	103.514	103.514
**D	ACADIAN NON US ALL CAP EQUITY FUND USD HEDGED LLC	0	368.773	368.773
**D	BOK KIC GAEQ16	0	1	1
**D	BOK KIC GPEQO	0	100.679	100.679
**D	THE GOVERNMENT EMPLOYEES PENSION FUND GEPE	0	312.557	312.557
**D	BOK MCM DM PEQ	0	1	1
**D	GOLDMAN SACHS GMS ERISA GROUP TRUST	0	111.300	111.300
**D	NONUS EQUITY MGRSPORT 1 ACADLANAN	0	42.027	42.027
**D	SPRUCEGROVE NONUS EQUITY L1CLC	0	70.964	70.964
**D	AST FRU GRWTH ALL PTF OMA EAFE PDEF	0	292.154	292.154
**D	ACADIAN ALL COUNTRY WORLD MANAGED VOLATILITY EQUITY FUND LLC	0	68.963	68.963
**D	56053 IP GLOBAL EQUITIES 1	0	456.411	456.411
**D	WILM MULTI MGR FD JO HAMERO	0	238.500	238.500
**D	WILMINGTON MULTI MANAGER INTERNATIONAL FUND	0	101.489	101.489
**D	CEP DEP IP GLOBAL TARGETED RE FUND	0	1.114.712	1.114.712
**D	IVY PZENA INTERNATIONAL VALUE FUND	0	433.574	433.574
**D	PS FTSE RAFI DEVEL MAR EX US PORT	0	784.659	784.659
**D	POWERSHARES GLOBAL FUNDS IRELAND PLC	0	13.840	13.840
**D	PS FISERATI EU UCITS ETF BNYMTCIL	0	7.877	7.877
**D	AST FI PYRAMIS QUANT AA IE SC PDGJ	0	971.662	971.662
**D	AST FI PYRAMIS QUANT AA GLB EQ PDGH	0	109.843	109.843

EPS

LISTA ESITO DELLE VOTAZIONE

Oggetto: Bilancio di esercizio al 31 dicembre 2019

FAVOREVOLI

Badge	Ragione Sociale	Proprio	Delega	Totale
**D	PRU JEN GL INFRASTRUCTURE FUND PDLF	0	172.480	172.480
**D	AST JENNISON GLOBAL INFRASTR FDMN	0	65.602	65.602
**D	AST JFM GL THEM PORT 2 INT EME PDNB	0	213.020	213.020
**D	AST BLRKK GIBL STR INT SAE PDDC	0	13.515	13.515
**D	THE PRUDENTIAL SERIES FUND GLOBAL PORTFOLIO	0	280.300	280.300
**D	PSF FLEXIBLE MANAGED PORTF OMA	0	98.012	98.012
**D	PSF CONSERVATIVE BAL PORTF OMA	0	61.737	61.737
**D	PRU SECTOR FDS INC PRU UTILITY FD	0	11.780.717	11.780.717
**D	PRU OMA WRLD FD INC PRU INT EQTY	0	251.466	251.466
**D	PRUDENTIAL INVESTMENT PORTFOLIOS INC PRUDENTIAL BALANCED FUND	0	106.587	106.587
**D	FT NASDAQ SMART GRID INDEX FUND	0	37.631	37.631
**D	FT ISE GLOBAL WIND ENERGY INDEX FND	0	277.120	277.120
**D	BNYMTCL GLG EUROPEAN EQ ALTER TRAD	0	305.843	305.843
**D	STICHTING BEDRIJFSTAKENSIGENFONDS VOOR DEZOEETWARENINDUSTRIE	0	326.173	326.173
**D	GREAT-WEST INTERNATIONAL INDEX FUND	0	582.285	582.285
**D	AST RCM WORLD TRENDS PORT PDBF	0	1.032.953	1.032.953
**D	ADVANCED SERIES TRUST-AST PRUDENTIAL GROWTH ALLOCATION PORTFOLIO	0	836.755	836.755
**D	STATE OF WISCONSIN INVESTMENT BOARD	0	380.758	380.758
**D	STATE OF WISCONSIN INVESTMENT BOARD	0	2.769.424	2.769.424
**D	STATE OF WISCONSIN INVESTMENT BOARD	0	1.831.025	1.831.025
**D	STATE OF WISCONSIN INVESTMENT BOARD	0	400.704	400.704
**D	THE BANK OF KOREA	0	7.299	7.299
**D	THE BANK OF KOREA	0	2	2
**D	ACADIAN GLOBAL MANAGED VOLATILITY EQUITY FUND LLC	0	583.627	583.627
**D	BOK KIC GEO2 0	0	26.203	26.203
**D	THE STATE OF CONNECTICUT	0	61.260	61.260
**D	THE STATE OF CONNECTICUT ACTINGTHROUGH ITS TREASURER	0	89.100	89.100
**D	EMPLOYERS RETIREMENT SYSTEM OF TEXAS	0	894.647	894.647
**D	DEUTSCHE XTRKS MSCI ALL WORLD HDG	0	41.834	41.834
**D	CP3F LAZARD	0	232.717	232.717
**D	CANDLES PROVIDENT PENSION FUND	0	3.449	3.449
**D	NKB SI MOMENTUM AKTIER	0	111.362	111.362
**D	NKB SI MOMENTUM AKTIER AKK	0	9.669	9.669
**D	NKB SII DOW JONES SWI	0	182.479	182.479
**D	NKB SII EUROPE VALUE	0	278.980	278.980
**D	IQ CANDRIAM ESG INTERNATIONAL EQUITY ETF	0	40.678	40.678
**D	MARION BRADLEY PARTITION TRUST	0	65.376	65.376
**D	STICHTING BEDRIJFSENSIENFONDS	0	576.360	576.360
**D	KAPITALFORENINGEN INVESTIN PRO	0	13.062	13.062
**D	POWERSHARES S AND P INTERNATIONAL DEVELOPED HIGH DIVIDEND LOW VOLATILITY PORTFOLIO	0	16.765	16.765
**D	PNC GBL OMNIBUS CUSTODY	0	11.676	11.676
**D	AZL NFU INTERNATIONAL VALUE FUND	0	60.616	60.616
**D	SPARTAN INTL INDEX	0	15.689.762	15.689.762

296

LISTA ESITO DELLE VOTAZIONE
 Oggetto: Bilancio di esercizio al 31 dicembre 2019

FAVOREVOLI

Badge	Ragione Sociale	Proprio	Delega	Totale
**D	TTF PANAGORA DYN INTL EQ	0	5.836	5.836
**D	AD2F TSFC LAZARD	0	93.860	93.860
**D	AD1F APP LSV IE	0	99.900	99.900
**D	TXMF LAZARD	0	649.257	649.257
**D	STICHTING PENSIOENFONDS VAN DE ABN	0	715.382	715.382
**D	BELLSOUTH CORP RFA VERA TRUST	0	117.543	117.543
**D	ARCHDIOCESE OF NEW YORK MASTER TRUST	0	102.431	102.431
**D	SHELL PENSION TRUST	0	167.133	167.133
**D	SHELL PENSION TRUST	0	251.251	251.251
**D	MNVF SSGA INTL EQUITY	0	40.251	40.251
**D	LF1F LSV ASSET MGMT	0	199.200	199.200
**D	DREYFUS INDEX FUNDS INC DREYFUS INTERNATIONAL STOCK INDEX FUND	0	325.681	325.681
**D	DREYFUS INTERNATIONAL EQUITY FUND	0	1.179.138	1.179.138
**D	ECBSEG	0	371.490	371.490
**D	WTF WTC FZENA	0	83.716	83.716
**D	CITY OF MEMPHIS RETIREMENT SYSTEM	0	78.344	78.344
**D	LOUISIANA SHERIFFS ARROWSTREET	0	119.204	119.204
**D	EMPLOYEES RETIREMENT SYSTEM OF TEXAS	0	1.209.000	1.209.000
**D	LAZARD GLOBAL EQUITY INC FD ONSHORE	0	185.576	185.576
**D	LAZARD EUROPEAN ALPHA FUND	0	312.741	312.741
**D	FZENA INVESTMENT MGT	0	468.363	468.363
**D	PFI SYSTEMATEX INTERNATIONAL FD PGI	0	305.879	305.879
**D	APL RE EQ DEV MIRA	0	95.834	95.834
**D	BLL AQUILA LIFE FTSE RAFI DEVELOPED	0	1.131.329	1.131.329
**D	BLL AQUILA LIFE MSCI WORLD FUND	0	1.619.769	1.619.769
**D	BLL AQUILA LIFE OSEAS EQUITY FUND	0	6.846	6.846
**D	THE OPEC FUND FOR INTERNATIONAL DEVELOPMENT	0	367	367
**D	BR GLOBAL OPP PORT EQUITY SLEEVE	0	408.894	408.894
**D	BLL ASCENT LIFE EUROPEAN	0	125.297	125.297
**D	AST ACADEM STRAT AJENNISON PD07	0	748.290	748.290
**D	TEACHERS' RETIREMENT SYSTEM OF LOUISIANA	0	129.239	129.239
**D	TEACHERS' RETIREMENT SYSTEM OF LOUISIANA	0	1	1
**D	SEMPRA ENERGY PENSION MASTER TRUST	0	233.197	233.197
**D	SEATTLE CITY EMPLOYEES RETIREMENT SYSTEM	0	78.870	78.870
**D	PS6F STATE STREET INTL EQ	0	622.873	622.873
**D	AST JPM SO CAPITAL PRESERV PD4G	0	85.769	85.769
**D	AST JPM SO EASE OPP PD4D	0	53.412	53.412
**D	BLL AQUILA LIFE EUROPEAN EQUITY	0	5.204.967	5.204.967
**D	AIF 21104 LPI AKT EUROPA II	0	67.736	67.736
**D	INVESTINGFORINGEN LAEGERNES INVEST.	0	39.674	39.674
**D	AF81 LABOR SELECT INTL EQ	0	1.163.177	1.163.177
**D	DEUTSCHE XTRKS MSCI EURO CCYHDG	0	495.672	495.672
**D	ARC RE EQ DEV KAITOS	0	28.623	28.623

297

LISTA ESITO DELLE VOTAZIONE

Oggetto: Bilancio di esercizio al 31 dicembre 2019

FAVOREVOLI

Badge	Ragione Sociale	Proprio	Delega	Totale
**D	POMERSHARES PUREBETA FTSE DEVELOPED EX NORTHAMERICA PORTFOLIO	0	1.194	1.194
**D	RTC EMULATION	0	72.854	72.854
**D	SCEF MONDRIAN	0	321.408	321.408
**D	SAEF SCE PANAGORA QUAL	0	188.961	188.961
**D	AB FOODS HEXAVEST	0	62.862	62.862
**D	DBX FTSE DEV EX US COMP FACTOR	0	8.531	8.531
**D	ABN AMRO PF UBS RAFI 1000	0	615.196	615.196
**D	ASV RB EQ DEV MENKAR	0	61.704	61.704
**D	PGTF DR NON US EQUITY GT	0	19.212	19.212
**D	MCKINLEYCAPINTLGROWT	0	155.500	155.500
**D	DEUTSCHE XTRKS MSCI EAFE CCYHDG	0	2.471.920	2.471.920
**D	TGMF PANAGORA INTL EQ	0	17.715	17.715
**D	FARMERS GROUP INC EMPLOYEES PENSION PLAN TRUST	0	334.780	334.780
**D	FARMERS GROUP INC 401 K SAVINGS PLAN	0	484.463	484.463
**D	ROWF GT ACWI EX US	0	2.605.885	2.605.885
**D	SBSA GEPF BLACKROCK EQUITY	0	809.731	809.731
**D	BOA PENSION PLAN MONDRIAN	0	1.304.006	1.304.006
**D	ALASKA PERMANENT FUND CORPORATION	0	1.150.133	1.150.133
**D	ALASKA PERMANENT FUND CORPORATION	0	928.534	928.534
**D	3M ERIE RAFI EAFE	0	380.124	380.124
**D	AP7 EQUITY FUND	0	9.476.085	9.476.085
**D	SISTERS OF CHARITY OF LEAVENWORTH HEALTH SYSTEM MASTER TRUST	0	93.385	93.385
**D	MSV JP MORGAN	0	312.609	312.609
**D	NPEF LSV ASSET MGMT	0	567.200	567.200
**D	NATIONAL ELEVATOR INDUSTRY PENSION PLAN	0	286.900	286.900
**D	CYBF ATIVO CAPITAL MENT	0	48.820	48.820
**D	CYBF LSV ASSET MGMT	0	208.600	208.600
**D	LEPF LAZARD	0	125.499	125.499
**D	RZSF3002 NON US EQ MONDRIAN	0	598.464	598.464
**D	RZSF3001 NON US GE W BLAIR	0	216.592	216.592
**D	RZSF1501 GLOBAL EQ HEXAVEST	0	142.217	142.217
**D	ATPF LAZARD	0	259.100	259.100
**D	ADEPT INVESTMENT MANAGEMENT PLC	0	982.876	982.876
**D	INVESCO PERPETUAL GLOBAL TARGETED INCOME FUND	0	14.813	14.813
**D	CEP DEP IP EURO EX UK ENH IND FD	0	13.340	13.340
**D	STICHTING BEDRIJFSPENSIOENFONDS VOOR DEZOEETWARENINDUSTRIE EUROPAWEG	0	428.092	428.092
**D	VIRGINIA RETIREMENT SYSTEM	0	189.000	189.000
**D	VIRGINIA RETIREMENT SYSTEM	0	189.383	189.383
**D	VIRGINIA RETIREMENT SYSTEM	0	2.422.000	2.422.000
**D	VIRGINIA RETIREMENT SYSTEM	0	1.588.338	1.588.338
**D	PMPT-INKA-FONDS	0	503.941	503.941
**D	THE ROMAN CATHOLIC ARCHBISHOP OF LOS ANGELES	0	243.395	243.395
**D	PLUMBERS AND PIPEFITTERS NATIONAL PENSION PLAN	0	282.760	282.760

298

294

LISTA ESITO DELLE VOTAZIONE
 Oggetto: Bilancio di esercizio al 31 dicembre 2019

FAVOREVOLI

Badge	Ragione Sociale	Proprio	Delega	Totale
**D	AIC CAMBIAR INTERNATIONAL EQUITY FUND	0	3.489.000	3.489.000
**D	LAWRENCE LIVERMORE NATIONAL SECURITY LLC AND LOS ALAMOS NATIONAL SECURITY LLC DEFINED BENEFIT PLAN GROUP TRUST	128.737		
**D	LLNS LLC AND LANS LLC DEFINED BENEFIT PLAN GROUP TRUST	0	558.725	558.725
**D	DE2F LSV ASSET MGMT	0	82.300	82.300
**D	MSV LIFE PLC	0	78.720	78.720
**D	VANGUARD GLOBAL DIVIDEND FUND	0	1.698	1.698
**D	EL2F EL2 LSV	0	33.900	33.900
**D	COUNTY EMPLOYEES ANNUITY AND BENEFIT FUND OF COOK COUNTY	0	70.240	70.240
**D	COUNTY EMPLOYEES ANNUITY AND BENEFIT FUND OF COOK COUNTY	0	295.170	295.170
**D	COUNTY EMPLOYEES ANNUITY AND BENEFIT FUND OF COOK COUNTY	0	446.083	446.083
**D	COUNTY EMPLOYEES ANNUITY AND BENEFIT FUND OF COOK COUNTY	0	800.889	800.889
**D	COUNTY EMPLOYEES ANNUITY AND BENEFIT FUND OF COOK COUNTY	0	136.046	136.046
**D	CASEY FP ARROWSTREET	0	6.523	6.523
**D	UNITED CHURCH FUNDS OMA BFF	0	144.500	144.500
**D	UNITED CHURCH FUNDS LSV ASSET MGMT	0	56.056	56.056
**D	QSBF PANAGORA	0	50.448	50.448
**D	BNYMCIL FT EURO ALPHADEX UCITS ETF	0	1.491.342	1.491.342
**D	BNY MELLON INTERNATIONAL FUND	0	6.647	6.647
**D	DEUTSCHE XTRK MSCI STH EUR HDG ETF	0	130.022	130.022
**D	LRFW WILLIAM BLAIR	0	3.871	3.871
**D	COLUMBIA SUSTAINABLE INTL EQ ETF	0	406.300	406.300
**D	JDRF LSV NON US LONG	0	53.869	53.869
**D	ING COP TREAS PWP RHUMBLINE MSCI	0	776.625	776.625
**D	AB FOODS ARTEMIS	0	1.032.568	1.032.568
**D	CPA COE PSERS ACWI X US INDEX	0	73.676	73.676
**D	AON HEWITT COLLECTIVE INVESTMENT TRUST	0	747.029	747.029
**D	INTERNATIONALE KAPITALANLAGESELLSCHAFT MBH ACTING FOR ACCOUNT OF INKA PBEAKK	0	29.360	29.360
**D	AURION GLOBAL EQUITY FUND	0	868.935	868.935
**D	AZL INTERNATIONAL INDEX FUND	0	10.033.571	10.033.571
**D	BGF NEW ENERGY FD NAT RES	0	1.731.023	1.731.023
**D	BGF EUROPEAN VALUE FD	0	4.033.859	4.033.859
**D	BGF EURO MKTS FD EURO EQUITY PF	0	11.437	11.437
**D	BOK KIC AAEQ 3	0	527.500	527.500
**D	AON HEWITT GROUP TRUST	0	18.840	18.840
**D	WF KNIGHTS OF COLUMBUS MAST TR SSGA	0	90.911	90.911
**D	HE5F NJF INVEST GRP	0	9.959	9.959
**D	HAWAIIAN ELECTRIC INDUSTRIES INC MASTER VEBA TRUST	0	177.141	177.141
**D	MI FONDS K12 SPK	0	86.837	86.837
**D	MI FONDS K11 SPK	0	448.366	448.366
**D	MI FONDS K10 SPK	0	1.538.145	1.538.145
**D	ARBEMARKEDETS TILLAEGSPENSION	0	1.387.458	1.387.458
**D	AMUNDI_SGR SPA / AMUNDI RISPARMIO ITALIA	0	1.372.000	1.372.000
**D	AMUNDI_SGR SPA/AMUNDI SVILUPPO ITALIA	0		

299

29

LISTA ESITO DELLE VOTAZIONE
 Oggetto: Bilancio di esercizio al 31 dicembre 2019

FAVOREVOLI

Badge	Ragione Sociale	Proprio	Delega	Totale
**D	AMUNDI SGR SPA	0	1.745.542	1.745.542
**D	AMUNDI SGR SPA / OBBLIGAZIONARIO PIU` A DIS TRIBUZIONE	0	149.195	149.195
**D	AMUNDI SGR SPA / AZIONARIO VALORE EUROPA A DISTRIBUZIONE	0	350.097	350.097
**D	AMUNDI SGR SPA / AZIONARIO EUROPA	0	482.416	482.416
**D	SEI GLOBAL INVESTMENT FUND PLC	0	138.515	138.515
**D	AMJ GLOBAL BALANCED FUND 2017	0	58.458	58.458
**D	BLACKROCK GA ENHANCED EQUITY F	0	8.702	8.702
**D	SEI GLOBAL MASTER FUND PLC - T	0	268.243	268.243
**D	AB CAF FUND INC AB FLEXPPE	0	13.760	13.760
**D	LSV FUNDS PLC	0	205.700	205.700
**D	AB SICAV I - ALTERNATIVE RISK	0	44.910	44.910
**D	AB SICAV I ALL MARKET TOTAL	0	5.580	5.580
**D	AFFINITY WORLD LEADERS EQUITY	0	2.710	2.710
**D	AB SICAV I ALL MARKET INCOME	0	508.177	508.177
**D	AB SICAV I - EUROZONE EQUITY P	0	9.191.336	9.191.336
**D	E.T.H.I.C.A	0	430.000	430.000
**D	AB SICAV I - EUROPEAN EQUITY F	0	2.154.461	2.154.461
**D	WELLS FARGO (LUX) WORLDWIDE FU	0	4.329	4.329
**D	PGIM ETF TRUST - PGIM QMA STRA	0	9.908	9.908
**D	AB SICAV I - LOW VOLATILITY T	0	285.740	285.740
**D	INTER EXPANSION	0	58.482	58.482
**D	BRIDGE BUILDER INTERNATIONAL	0	12.741.117	12.741.117
**D	FONDS PALLADIO	0	194.256	194.256
**D	AGE FCR ACTIONS	0	142.741	142.741
**D	AIM EQUITY EMU 1	0	888.853	888.853
**D	AZ AIR FRANCE POCHE ACT EUR	0	106.452	106.452
**D	ALLIANZ CAVAMAC ACTIONS	0	85.443	85.443
**D	LYXOR EURO STOXX 300 DR	0	807.898	807.898
**D	ALLIANZ HOSPITALIERS EURO	0	400.000	400.000
**D	ALLIANZ HOSPI VAL DURABLES	0	400.000	400.000
**D	LYXOR STOXX EUROPE 600 (DR	0	1.899.621	1.899.621
**D	TOUCHSTONE FUNDS GROUP	0	119.570	119.570
**D	LYX FTSE EUR MIN VAR UC ETF	0	9.421	9.421
**D	MAAF ASSURANCES SA	0	927.636	927.636
**D	PROTEC BT	0	12.760	12.760
**D	MOOREA FUND - SELECTION EUR	0	214.357	214.357
**D	ALLIANZ VIE-HENAFF HERVE	0	229.088	229.088
**D	MUL - LYXOR ITALIA EQUITY PIR	0	144.034	144.034
**D	LA BANQUE POSTALE ASSET MANAGE	0	93.094	93.094
**D	LIF - LYXOR MSCI EMU VALUE DR	0	363.785	363.785
**D	ALLIANZ VIE ACE ACTIONS-HENAFF	0	377.630	377.630
**D	LYXOR INDEX FUND -LYXOR GLOB.F	0	14.838	14.838
**D	LYXOR CORE MSCI EMU DR UCITS	0	394.792	394.792

28

300

LISTA ESITO DELLE VOTAZIONE
 Oggetto: Bilancio di esercizio al 31 dicembre 2019

FAVOREVOLI

Badge	Ragione Sociale	Proprio	Delega	Totale
**D	LYXOR CORE MSCI WORLD (DR) UCI	0	115.765	115.765
**D	AZ VIE PFON RETRAITE ACTION-HE	0	289.633	289.633
**D	NESTLE FRANCE EQUILIBRE	0	87.148	87.148
**D	SG DIVERSIFIE ISR	0	263.890	263.890
**D	SG ACTIONS INTERNATIONALES	0	338.506	338.506
**D	HALEVI A3	0	500.165	500.165
**D	FCPE MACIF CROISSANCE DURABLE	0	160.650	160.650
**D	MAIF CROISSANCE DURABLE	0	334.795	334.795
**D	MONCEAU EUROPE VALUE	0	496.657	496.657
**D	CIPAV METROPOLE DIVERSIFIE	0	471.588	471.588
**D	MONCEAU ETHIQUE	0	188.075	188.075
**D	SMITH GROUP GLOBAL LARGE CAP	0	21.100	21.100
**D	TRUST AND CUSTODY SERVICES BAN	0	4.400	4.400
**D	AB SICAV I - EUROPE (EX UK) EQ	0	9.990	9.990
**D	BLACKROCK EUROFUND	0	231.696	231.696
**D	BLACKROCK GLOBAL ALLOCATION FU	0	19.002.184	19.002.184
**D	BLACKROCK GLOBAL SMALLCAP FUND	0	3.367	3.367
**D	BLACKROCK GLOBAL CLIMATE	0	1.340	1.340
**D	BLACKROCK GLOBAL ALLOCATION P0	0	149.367	149.367
**D	LYXOR MSCI WORLD CLIMATECHANGE	0	792	792
**D	BLACKROCK GLOBAL ALLOCATION VI	0	6.545.841	6.545.841
**D	LYXOR EURO STOXX 50 (DR)	0	265.945	265.945
**D	ACBERNSTEIN	0	991.010	991.010
**D	UF 6 A ACT	0	175.000	175.000
**D	TRUST CUSTODY SERVICES BANK, L	0	200.000	200.000
**D	ASI - PROGETTO SVILUPPO GLO	0	145.912	145.912
**D	CASSETTE DIVERSIFIE	0	307.557	307.557
**D	AM SOL IT-PROGETTO SVILUPPO GL	0	25.535	25.535
**D	SOGECAP AP LOW CARBON	0	136.737	136.737
**D	BROWN BROTHERS HARRIMAN TRUSTE	0	1.798.805	1.798.805
**D	SILVER INVESCO EURO EQUITY	0	294.174	294.174
**D	AMUNDI S.F-EURO EQ.MARKET PLUS	0	158.286	158.286
**D	SG ACTIONS EUROPE MULTIGESTION	0	31.829	31.829
**D	DIVERSIFIE ACTIONS 50-65 DU CD	0	49.633	49.633
**D	AM SOL IT-PROGETTO CED 04 2024	0	23.492	23.492
**D	OFI MARKET NEUTRAL EQUITY	0	1.524.607	1.524.607
**D	PIONEER INVESTMENTS TOTAL RETU	0	36.596	36.596
**D	AMUNDI SOLUZ IT-PROG CED 05 20	0	58.461	58.461
**D	MACIF CROISSANCE DURABLE ET SO	0	295.445	295.445
**D	TRUST AND CUSTODY SERVICES BAN	0	117.211	117.211
**D	AMUNDI SOLUZ IT-PROG CED 06 20	0	38.887	38.887
**D	AMUNDI SOLUZ IT-PROG CED 08 20	0	47.350	47.350
**D	THE NOMURA TRUST AND BANKING C	0	78.622	78.622

LISTA ESITO DELLE VOTAZIONE
 Oggetto: Bilancio di esercizio al 31 dicembre 2019.

FAVOREVOLI

Badge	Ragione Sociale	Proprio	Delega	Totale
**D	AMUNDI SOLUZ IT-PROG CED 09 20	0	42.711	42.711
**D	AMUNDI SF-DIVERS TARG IN 11 21	0	4.971	4.971
**D	AMUNDI SOLUZ IT-PROG CED 12 20	0	19.137	19.137
**D	SG ACTIONS EUROPE	0	176.681	176.681
**D	SG ACTIONS EUROPE LARGE CAP	0	37.958	37.958
**D	AMUNDI SOLUZ IT-PROG CED 11 20	0	33.892	33.892
**D	LYXOR MSCI EUROPE UCITS ETF	0	1.456.404	1.456.404
**D	ACBERNSTEIN-DYNAMIC DIVERSIFI	0	5.102	5.102
**D	LYX EUR STOKX 50 (DR) U E	0	7.176.699	7.176.699
**D	AMUNDI SOLUZ IT-PROG CED 02 21	0	16.585	16.585
**D	LYXOR INDEX FUND EURO	0	16.242	16.242
**D	AMUNDI SOLUZ IT-PROG CED 03 21	0	21.341	21.341
**D	NUVEEN GLOBAL INVESTORS FUND P	0	122.518	122.518
**D	2) NUMERIC INVESTORS LLC	0	95.900	95.900
**D	AMUNDI SOLUZ IT-PROG CED 05 21	0	21.062	21.062
**D	GLOBAL HIGH INCOME EQUITY FUND	0	151.369	151.369
**D	ETOILE ACTIONS RENDEMENT	0	433.168	433.168
**D	ETOILE ENERGIE EUROPE	0	108.415	108.415
**D	ANTARIUS ROTATION SECTORIELLE	0	85.414	85.414
**D	AMUNDI SOLUZ IT-PROG CED 06 21	0	16.537	16.537
**D	SEI GLOBAL MASTER FUND PLC STY	0	1.394.000	1.394.000
**D	INVESCO ASSET MANAGEMENT LIMIT	0	49.938	49.938
**D	ACBERNSTEIN FCP	0	7.340.755	7.340.755
**D	AMUNDI SOLUZ IT-PROG CED 08 21	0	9.674	9.674
**D	EMG EUROPE LAZARD AM	0	159.706	159.706
**D	ETOILE ACTIONS INTERNATIONALES	0	195.488	195.488
**D	AMUNDI SOLUZ IT-PROG CED 09 21	0	15.076	15.076
**D	OFI AM	0	2.028.836	2.028.836
**D	SEI INVESTMENTS (EUROPE) LIMIT	0	44.470	44.470
**D	AMUNDI SF-DIV TGT INC 11 2022	0	15.742	15.742
**D	CHERRY TREE FUND OF AMERICAN I	0	329.320	329.320
**D	AMUNDI SF-DIV TGT INC 11 2021	0	13.490	13.490
**D	SEI GLOBAL INVESTMENTS FUND PL	0	38.262	38.262
**D	AMUNDI SOLUZ IT-PROG CED 12 21	0	11.181	11.181
**D	TST TOUCHSTONE SUSTAINABILITY	0	1.702.324	1.702.324
**D	AMUNDI SOLUZ IT-PROG CED 02 22	0	26.714	26.714
**D	AB CAP FUND, INC. - AB INTERNAT	0	905.270	905.270
**D	AMUNDI SOLUZ IT-PROG CED 03 22	0	20.985	20.985
**D	AMUNDI SOLUZ IT-PROG CED 04 22	0	11.832	11.832
**D	SEI GLOBAL MASTER FUND PLC- TH	0	112.983	112.983
**D	AMUNDI SOLUZ IT-PROG CED 06 22	0	13.096	13.096
**D	ALLIANCEBERNSTEIN FUND DYNAMIC	0	30.778	30.778
**D	AMUNDI SOLUZ IT-PROG CED 05 22	0	13.242	13.242

21

32

LISTA ESITO DELLE VOTAZIONE
 Oggetto: Bilancio di esercizio al 31 dicembre 2019

FAVOREVOLI

Badge	Ragione Sociale	Proprio	Delega	Totale
**D	AMUNDI SOLUZ IT-PROG CED 10 22	0	13.773	13.773
**D	AM SOL IT- PROG CED 12 2022	0	19.495	19.495
**D	ASI-PROGETTO CEDOLA 04 2023	0	28.903	28.903
**D	AM SOL IT-PROG CED 05 2023	0	29.882	29.882
**D	AM SOL IT-PROG CED 06 2023	0	24.547	24.547
**D	ASI-PROGETTO CEDOLA 07 2023	0	22.002	22.002
**D	NUMERIC EUROPEAN EQUITY FUND A	0	71.600	71.600
**D	ASI-PROGETTO CEDOLA 09 2023	0	28.514	28.514
**D	ASI-PROGETTO CEDOLA 10 2023	0	28.792	28.792
**D	KOKUSAI EQUITY INDEX FU	0	205.086	205.086
**D	ASI-PROGETTO CEDOLA 12 2023	0	26.834	26.834
**D	CONSULTING GROUP CAPITAL MARKE	0	194.256	194.256
**D	AMUNDI S.F.- EQ PLAN 60	0	17.352	17.352
**D	CNS GLOBAL LIST INFRASTRUCTUR	0	109.100	109.100
**D	AMUNDI S.F.-ABSOLUTE RET MULTI	0	17.906	17.906
**D	PI INVESTMENT FD-OPTIMISER	0	267.780	267.780
**D	PI IF -EMU EQUITY	0	379.755	379.755
**D	PI IF -EUROPEAN EQUITY	0	168.857	168.857
**D	AMUNDI SOLUZIONI IT-PROG. AZ.	0	32.138	32.138
**D	AMUNDI SOLUZ IT-PROG CED 09 22	0	25.136	25.136
**D	AMUNDI SOLUZ IT-PROG CED 07 22	0	10.761	10.761
**D	OFI FUND - EURO LARGE CAP	0	80.000	80.000
**D	ERSTE-SPARINVEST KAPITAL.M.B.H.	0	941.602	941.602
**D	AMUNDI LUXEMBOURG SA	0	393.738	393.738
**D	ESPERIDES- S.A. SICAV - SIF	0	118.483	118.483
**D	AMUNDI SIF GLOBAL ETHICAL EQUITIES	0	15.052	15.052
**D	SINGLE SELECT INVEST MONCEAU ACTION	0	100.000	100.000
**D	LUX IM ESG GENERALI INVESTM DIVERS STRAT	0	383.135	383.135
**D	SEYOND EUROPE MINVOL	0	1.747.013	1.747.013
**D	OSTRUM EURO VALUE EQUITY	0	221.614	221.614
**D	SEYOND EQUITY FACTOR INVESTING EUROPE	0	4.790	4.790
**D	VALIANT AKTIEN EUROP	0	24.697	24.697
**D	G FUND NEXT R EVOLUTIONS	0	593.935	593.935
**D	PRIVILEGE - JP MORGAN PAN EUROPEAN FLEXIBLE EQUITY	0	9.131	9.131
**D	SEYOND EUROPE MARKET NEUTRAL	0	8.857	8.857
**D	DNB ASSET MANAGEMENT AB	0	40.896	40.896
**D	CLEOME INDEX GLOBAL EQUITIES	0	10.644	10.644
**D	CLEOME INDEX EUROPE EQUITIES	0	166.338	166.338
**D	CANDRIAM QUANT EQUITIES MULTI-FACTOR EMU	0	12.472	12.472
**D	CANDRIAM QUANT EQUITIES MULTI-FACTOR GLO	0	4.707	4.707
**D	CLEOME INDEX EMU EQUITIES	0	89.849	89.849
**D	CANDRIAM QUANT EQUITIES EUROPE	0	14.628	14.628
**D	CLEOME INDEX WORLD EQUITIES	0	7.474	7.474

25

2

LISTA ESITO DELLE VOTAZIONE

Oggetto: Bilancio di esercizio al 31 dicembre 2019

FAVOREVOLI

Badge	Ragione Sociale	Proprio	Delega	Totale
**D	AMUNDI FUNDS MULTI ASSET CONSERVATIVE	0	81.861	81.861
**D	AMUNDI EURO STOXX 50	0	6.951.630	6.951.630
**D	AF DYNAMIC MULTI FACTO GLOBAL EQ-EUROPE	0	5.826	5.826
**D	CPR INVEST - FUTUR CITIES	0	44.470	44.470
**D	AMUNDI FUNDS EQUITY EUROPE RISK PARITY	0	81.838	81.838
**D	AMUNDI FUNDS DYNAMIC MULTI FACTORS EURO	0	1.081.857	1.081.857
**D	AMUNDI FUNDS DYNAMIC MULTI FACT EUROPE EQU	0	198.249	198.249
**D	AMUNDI INDEX MSCI EUROPE	0	1.635.132	1.635.132
**D	AMUNDI INDEX EQUITY GLOBAL LOW CARBON	0	230.067	230.067
**D	AMUNDI INDEX MSCI WORLD	0	255.760	255.760
**D	AMUNDI INDEX MSCI EMU	0	3.489.276	3.489.276
**D	AMUNDI FUNDS GLOBAL PERSPECTIVES	0	22.417	22.417
**D	AMUNDI INDEX EQUITY GLOBAL MULTI SMART ALLOCATION SCIENTIFIC BETA	0	16.350	16.350
**D	AMUNDI INDEX EQUITY EURO RISK PARITY	0	578.118	578.118
**D	AMUNDI MSCI EUROPE EX UK	0	13.887	13.887
**D	AMUNDI PRIME EUROPE - UCITS.ETF DR	0	14.671	14.671
**D	AMUNDI PRIME EUROZONE	0	153.544	153.544
**D	AMUNDI PRIME GLOBAL - UCITS ETF DR	0	18.101	18.101
**D	STRUCTURA	0	3.639	3.639
**D	AMUNDI FUNDS EUROPEAN EQUITY TARGET INCO	0	6.576.349	6.576.349
**D	AMUNDI FDS GLOBAL MULTI-ASSET TARGET INC	0	252.672	252.672
**D	AMUNDI FUNDS ABSOLUTE RETURN MULTI-SRAT	0	360.767	360.767
**D	AMUNDI FUNDS GLOBAL EQUITY TARGET INCOME	0	3.104.418	3.104.418
**D	AMUNDI FUNDS PIONEER FLEXIBLE OPPORTUNIT	0	340.513	340.513
**D	AMUNDI FUNDS REAL ASSETS TARGET INCOME	0	250.000	250.000
**D	AMUNDI FUNDS MULTI-STRATEGY GROWTH	0	290.979	290.979
**D	AMUNDI FUNDS GLOBAL MULTI-ASSET	0	40.187	40.187
**D	AMUNDI FDS GLOB MULTI-ASSET CONSERVATIVE	0	75.261	75.261
**D	AMUNDI FUNDS EURO MULTI-ASSET TARGET INC	0	305.293	305.293
**D	CPR INVEST-EUROPE SPECIAL SITUATIONS	0	44.467	44.467
**D	G FUND - TOTAL RETURN ALL CAP EUROPE	0	700.000	700.000
**D	MIROVA EUROPE SUSTAINABLE ECONOMY FUND	0	42.253	42.253
**D	NIF I ALLIANZ BERNSTEIN	0	1.061.540	1.061.540
**D	DMS STIRLING HOUSE BALANCED	0	51.600	51.600
**D	DMS STIRLING HOUSE DYNAMIC	0	57.100	57.100
**D	DMS STIRLING HOUSE GROWTH FUND	0	158.000	158.000
**D	DMS STIRLING HOUSE MONTHLY INCOME FUND	0	3.600	3.600
**D	DMS VERBATIM PORTFOLIO 5 INCOME FUND	0	55.000	55.000
**D	CENTRAL BANK OF IRELAND	0	56.425	56.425
**D	EDMOND DE ROTHSCHILD FUND INCOME EUROPE	0	519.240	519.240
**D	EDMOND DE ROTHSCHILD FUND EQUITY EURO CORE	0	1.010.500	1.010.500
**D	EDMOND DE ROTHSCHILD FUND II - INCOME 2024	0	83.410	83.410
**D	CNP ASSURANCES	0	473.000	473.000

LISTA ESITO DELLE VOTAZIONE
 Oggetto: Bilancio di esercizio al 31 dicembre 2019

FAVOREVOLI

Badge	Regione Sociale	Proprio	Delega	Totale
**D	CNP ASSURANCES	0	146.000	146.000
**D	CNP ASSURANCES	0	43.776	43.776
**D	CNP ASSURANCES	0	264.784	264.784
**D	CNP ASSURANCES	0	10.750.000	10.750.000
**D	CNP ASSURANCES	0	33.563	33.563
**D	CNP ASSURANCES	0	36.792	36.792
**D	CNP ASSURANCES (A) EUROPE	0	11.992	11.992
**D	FIDELIA ASSISTANCE	0	977.396	977.396
**D	MMA IARD SA (A) EUROPE	0	87.820	87.820
**D	ASSISTANCE PROTECTION JURIDIQUE (A) SUROP	0	2.139.012	2.139.012
**D	GME-VIE CANTON D (A) EUROPE	0	661.388	661.388
**D	GME ASSURANCES (A) EUROPE	0	29.139	29.139
**D	MAAF SANTE	0	5.599	5.599
**D	MAAF VIE WINNEO PERF	0	1.101.335	1.101.335
**D	MAAF VIE ACTIF GENERAL	0	64.684	64.684
**D	ABP IARD	0	181.000	181.000
**D	LA BANQUE POSTALE PREVOYANCE	0	9.298	9.298
**D	APSA-SRI ABSOL RETURN MULTI-ASSETS N1	0	1.155	1.155
**D	APSA-SRI ABSOL RETURN MULTI-ASSETS N2	0	632.260	632.260
**D	GGVIE PREFON RETRAITE A	0	59.733	59.733
**D	CRAMA LOIRE BRETAGNE ACTIONS	0	140.000	140.000
**D	ALZ DIVERSIFIE CAUMARTIN (POCHE EURO)	0	1.208.882	1.208.882
**D	AA ALLIANZ DIVERSIFIE	0	219.732	219.732
**D	ALLIANZ GLOBAL INVESTORS FRANCE	0	115.068	115.068
**D	CAVEC LA FRANCAISE DES PLACEMENTS DIVERSIFIE	0	250.000	250.000
**D	CARFIMKO ACTIONS LO	0	155.058	155.058
**D	VILLIERS DIAPASON	0	60.513	60.513
**D	EGEPARGNE 2	0	53.266	53.266
**D	SAFRAN DYNAMIQUE	0	10.951	10.951
**D	SAFRAN MIXTE SOLIDAIRE	0	149.951	149.951
**D	NATEXIS PERFORMANCE 09	0	471.992	471.992
**D	FCP CARFIMKO EUROPE	0	104.000	104.000
**D	IBM FRANCE	0	8.636	8.636
**D	FCP HAMELIN DIVERSIFIE FLEX II	0	92.857	92.857
**D	IBM FRANCE F	0	135.122	135.122
**D	DUGUAY ACTIONS EUROPE	0	320.772	320.772
**D	ERISA ACTIONS EUROPE N2	0	37.820	37.820
**D	ORANO DIVERSIFIE EQUILIBRE	0	28.181	28.181
**D	GROUPE CEA CROISSANCE (CEA2)	0	123.051	123.051
**D	HAMELIN ACTIONS EUROPE	0	324.000	324.000
**D	UFF CAP DIVERSIFIE	0	1.284.494	1.284.494
**D	AA NATIXIS MINIMOM VARIANCE	0	273.930	273.930
**D	FCP PL PREVOYANCE	0	1.025.616	1.025.616
**D	RSRC ACTIONS	0		

SK

35

LISTA ESITO DELLE VOTAZIONE

Oggetto: Bilancio di esercizio al 31 dicembre 2019

FAVOREVOLI

Badge	Ragione Sociale	Proprio	Delega	Totale
**D	FCP CARBP DIVERSIFIE	0	492.802	492.802
**D	FERE PROGRESSIF	0	250.997	250.997
**D	ECUREUIL PROFIL 90	0	3.040.091	3.040.091
**D	UNIVERS CNP 1	0	163.810	163.810
**D	A.A. - BNP FAM -ISR	0	1.102.809	1.102.809
**D	BOURBON 7	0	82.230	82.230
**D	CONCORDE 96	0	226.813	226.813
**D	CNP MONTARNASSE ACTIONS	0	308.586	308.586
**D	OACET	0	221.439	221.439
**D	AA LA FRANCAISE ISR	0	577.780	577.780
**D	CNP ACP ACTIONS LT	0	285.148	285.148
**D	FC CARPIMKO	0	695.120	695.120
**D	AAE MG	0	270.528	270.528
**D	OCIRP ACTIONS P	0	400.000	400.000
**D	EDMOND DE ROTHSCHILD ASSET MANAGEMENT	0	489.540	489.540
**D	TESLA POCHE ACTIONS	0	76.244	76.244
**D	FONDATION EUROPE	0	139.091	139.091
**D	AB CFAO	0	18.350	18.350
**D	ADVIT ACT EU	0	225.275	225.275
**D	UECM ALSACE	0	22.000	22.000
**D	ARCO LONG TERME F	0	313.140	313.140
**D	UMR SELECT EUROPE R1	0	334.000	334.000
**D	ARCO LONG TERME B NATIXIS INVEST MANAGERS INTERNAT	0	405.327	405.327
**D	HSBC GLOBAL ASSET MANAGEMENT	0	525.351	525.351
**D	CONTI PLACEMENTS	0	84.132	84.132
**D	MGEN ACTION	0	173.640	173.640
**D	TOTAL DIVERSIFIE EQUILIBRE & SOLIDAIRE	0	52.895	52.895
**D	MONGELAS	0	123.468	123.468
**D	NEUFILIZE VIE OPPORTUNITES	0	287.323	287.323
**D	EUROCORPORATE EG DIVERSIFIE	0	13.323	13.323
**D	LBPAM STRATEGIE PEA 1	0	63.575	63.575
**D	LBPAM ACTIONS EUROPE	0	265.098	265.098
**D	TONI ACTIONS 100	0	369.396	369.396
**D	VIVACCIO ACTIONS	0	2.446.984	2.446.984
**D	LBPAM ACTIONS MONDE	0	548.346	548.346
**D	LBPAM ACTIONS INDICE EURO	0	1.196.587	1.196.587
**D	LBPAM ACTIONS 80	0	306.346	306.346
**D	LBPAM ACTIONS EUROPE MONDE	0	204.061	204.061
**D	LBPAM ACTIONS EUROPE 50	0	192.864	192.864
**D	LBPAM STRATEGIE PEA 2	0	77.622	77.622
**D	LBPAM ACTIONS OPTI INDICE EURO	0	43.225	43.225
**D	CNP TOCQUEVILLE VALUE EUROPE ISR	0	1.054.753	1.054.753
**D	SG AMUNDI ASSET MANAGEMENT	0	26.743	26.743

LISTA ESITO DELLE VOTAZIONE

Oggetto: Bilancio di esercizio al 31 dicembre 2019

FAVOREVOLI

Badge	Ragione Sociale	Proprio	Delega	Totale
**D	AP ACTIONS 1 EURO	0	423.046	423.046
**D	ROPS-SMART INDEX EURO	0	535.186	535.186
**D	AP ACTIONS 3 MIN VOL	0	144.971	144.971
**D	PREDIQUANT A2 ACTIONS EUROPE	0	103.000	103.000
**D	CARP - INDO	0	841.369	841.369
**D	L.S. DYNAMIQUE ET SOLIDAIRE	0	19.000	19.000
**D	EPARGNE PRUDENCE THALES	0	159.281	159.281
**D	LV CHALLENGE	0	147.406	147.406
**D	N 1 RENDEMENT USINOR	0	40.944	40.944
**D	JUNON ACTIONS OBLIGATIONS	0	141.969	141.969
**D	AMUNDI LABEL DYNAMIQUE ESR	0	244.363	244.363
**D	AMUNDI LABEL PRUDENCE ESR	0	205.276	205.276
**D	AMUNDI LABEL EQUILIBRE ESR	0	353.265	353.265
**D	ARRCO LONG TERME D ACTIONS	0	671.007	671.007
**D	ATOUT PULSATIONS	0	877.786	877.786
**D	LCL DYNAMIQUE	0	69.754	69.754
**D	VOCATION MARCHE ARIANESPACE	0	12.912	12.912
**D	LCL EQUILIBRE	0	74.202	74.202
**D	FDRN AMUNDI	0	272.766	272.766
**D	CRN AMUNDI ACTIONS	0	143.757	143.757
**D	PREDICA ISR EUROPE - ACTIONS	0	18.193	18.193
**D	PREDICA ISR MONDE - ACTIONS	0	11.150	11.150
**D	GRD 20 ACTIONS	0	1.108.281	1.108.281
**D	TECHNIP EQUILIBRE	0	86.273	86.273
**D	TECHNIP DYNAMIQUE	0	75.767	75.767
**D	SOLIDARITE	0	23.725	23.725
**D	VILLIERS AUTO	0	168.379	168.379
**D	EPARGNE ACTIONS MONDE ISR	0	151.146	151.146
**D	AMUNDI HORIZON	0	152.946	152.946
**D	ADP DIVERSIFIE DYNAMIQUE	0	41.965	41.965
**D	ICARE	0	208.118	208.118
**D	ROES EURO P	0	1.323.542	1.323.542
**D	ARIA	0	19.665	19.665
**D	A.A. - GROUPAMA - ISR	0	1.157.175	1.157.175
**D	FCP GROUPAMA PHARMA DIVERSIFIE	0	145.000	145.000
**D	CAVEC GROUPAMA DIVERSIFIE	0	373.450	373.450
**D	CONTI GESTION	0	133.879	133.879
**D	FAGUS	0	1.101.635	1.101.635
**D	PORT ROYAL EQUILIBRE	0	244.739	244.739
**D	ALLOCATION INVEST INDIANAPOLIS	0	332.724	332.724
**D	GROUPAMA NORD EST ACTIONS	0	90.567	90.567
**D	GROUPAMA CR ACTIONS BURO	0	37.346	37.346
**D	GROUPAMA CR GENOVA 1	0	293.403	293.403

207

LISTA ESITO DELLE VOTAZIONE
 Oggetto: Bilancio di esercizio al 31 dicembre 2019

FAVOREVOLI

Badge	Ragione Sociale	Proprio	Delega	Totale
**D	MICHELET TUNNEL	0	149.703	149.703
**D	GAN FRANCESELECT	0	92.704	92.704
**D	GAN EUROSTRATEGIE	0	117.662	117.662
**D	AGRICOLA TACTIQUE G	0	240.247	240.247
**D	FCP GROUPAMA GRAND EST GROUPAMA	0	36.504	36.504
**D	GROUPAMA PARIS VAL DE LOIRE ACTIONS EURO	0	100.269	100.269
**D	WALLON	0	250.274	250.274
**D	ASTORG CROISSANCE	0	586.534	586.534
**D	CHOIX SOLIDAIRE	0	23.340	23.340
**D	OFI ASSET MANAGEMENT	0	57.160	57.160
**D	GROUPAMA EPARGNE RESPONSABLE EQUILIBRE 1	0	355.657	355.657
**D	GROUPAMA EPARGNE RESPONSABLE DYNAMIQUE 1	0	249.818	249.818
**D	GROUPAMA EPARGNE RESPONSABLE PERSPECTIVE EQUILIBRE	0	440.987	440.987
**D	GROUPAMA EPARGNE RESPONSABLE PERSPECTIVE DYNAMIQUE	0	497.549	497.549
**D	COVEA FINANCE	0	662.395	662.395
**D	COVEA SOLIS	0	257.721	257.721
**D	COVEA PATRIMOINE	0	287.500	287.500
**D	COVEA FINANCE ACTI EUROPE	0	606.142	606.142
**D	COVEA FINANCE INVESTISSEMENT	0	682.110	682.110
**D	COVEA FINANCE HORIZON DURABLE	0	205.435	205.435
**D	COVEA ACTIONS RENDEMENT	0	1.513.816	1.513.816
**D	ECUREUIL PROFIL 75	0	1.062.168	1.062.168
**D	ING RENDEMENT EUROPE	0	100.000	100.000
**D	ECUREUIL INVESTISSEMENTS	0	5.809.075	5.809.075
**D	EGAMO ALLOCATION FLEXIBLE	0	83.007	83.007
**D	CNP ASSUR VALDE ET MOMENTUM	0	80.089	80.089
**D	OSTRUM ACTIONS EUROPE RENDEMENT	0	459.276	459.276
**D	OSTRUM ACTIONS EURO	0	1.780.068	1.780.068
**D	LIVRET BOURSE INVESTISSEMENTS	0	976.426	976.426
**D	SEYOND ACTIONS EUROPEENNES	0	422.659	422.659
**D	HSBC ACTIONS MONDE	0	79.473	79.473
**D	FEDERAL OPTIMAL (PART F)	0	1.366.000	1.366.000
**D	OSTRUM ACTIONS EUROPEENNES	0	619.654	619.654
**D	OSTRUM ACTIONS EUROPE VALUE	0	117.029	117.029
**D	HSBC SUSTAINABLE GLOBAL EQUITY	0	542.833	542.833
**D	HSBC ACTIONS EUROPE	0	1.129.404	1.129.404
**D	HSBC EURO ACTIONS	0	351.498	351.498
**D	HSBC MULTI-ASSET DYNAMIC EURO	0	429.820	429.820
**D	SEYOND EQUITY FACTOR INVESTING EURO	0	27.358	27.358
**D	BBM V-FLEX	0	151.099	151.099
**D	GREAT EUROPEAN MODELS	0	831.000	831.000
**D	RENDEMENT DIVERSIFIE M	0	40.265	40.265
**D	PALATINE OR BLEU	0	304.600	304.600

38

21

LISTA ESITO DELLE VOTAZIONE
 Oggetto: Bilancio di esercizio al 31 dicembre 2019

FAVOREVOLI

Badge	Regione Sociale	Proprio	Delega	Totale
**D	INDOSUEZ EUROPE PATRIMOINE	0	1.350.000	1.350.000
**D	INDOSUEZ EUROPE RENDEMENT	0	536.000	536.000
**D	UNIGESTION	0	95.000	95.000
**D	INDOSUEZ ALLOCATION PEA	0	542.850	542.850
**D	DORVAL CONVICTIONS	0	661.240	661.240
**D	DORVAL CONVICTIONS PEA	0	211.820	211.820
**D	INDOSUEZ BIENS REELS	0	104.600	104.600
**D	NATIXIS LCR ACTIONS EURO	0	166.408	166.408
**D	FEDERAL ETHI-PATRIMOINE	0	20.835	20.835
**D	HARMONIE ALLOCATION	0	66.395	66.395
**D	HARMONIE EQUILIBRE	0	137.879	137.879
**D	RICHELIEU CITYZEN	0	70.000	70.000
**D	S.YTIC	0	30.000	30.000
**D	METROPOLE EURO SRI	0	344.548	344.548
**D	METROPOLE SELECTION	0	1.638.829	1.638.829
**D	DORVAL GLOBAL CONVICTIONS PATR	0	11.780	11.780
**D	CNP ASSUR EUROPE NEUFLIZE OBC	0	499.729	499.729
**D	LEPAM ACTIONS EURO FOCUS EMERGENT	0	343.411	343.411
**D	LA BANQUE POSTALE ASSET MANAGEMENT	0	8.485	8.485
**D	AMUNDI STRATEGIES ACTIONS EUROPE CORE + EURO	0	34.322	34.322
**D	LCL ACTIONS EUROPE CORE EURO	0	12.313	12.313
**D	CPR EUROLAND PREMIUM	0	300.197	300.197
**D	ATOUT EUROLAND RESTRUCTURATION	0	148.283	148.283
**D	LCL ACTIONS EURO CORE+	0	150.395	150.395
**D	PREDIQUANT EUROCOISSANCE A2	0	166.818	166.818
**D	AMUNDI STRATEGIES ACTIONS EUROPE RISK PARITY	0	19.604	19.604
**D	LCL ACTIONS EURO RESTRUCTURATION	0	50.602	50.602
**D	AMUNDI RENDEMENT PLUS	0	310.466	310.466
**D	CPR EUROLAND	0	959.757	959.757
**D	CPR EUROPE NOUVELLE	0	514.971	514.971
**D	CPR EUROPE	0	196.055	196.055
**D	AMUNDI PATRIMOINE PEA	0	61.469	61.469
**D	FDC A2. POCHE TITRES	0	110.000	110.000
**D	LCL ACTIONS MONDE HORS EUROPE EURO	0	349.578	349.578
**D	ATOUT EUROLAND CORE	0	275.327	275.327
**D	BFT EURO FUTUR ESG	0	305.000	305.000
**D	AMUNDI PATRIMOINE	0	141.159	141.159
**D	CER CONSOMMATEUR ACTIONNAIRE	0	38.328	38.328
**D	CER EURO HIGH DIVIDEND	0	764.684	764.684
**D	AMUNDI ACTIONS EUROPE ISR	0	175.383	175.383
**D	ASSORDIX	0	947.013	947.013
**D	AMUNDI EUROPE MONDE	0	164.232	164.232
**D	AMUNDI RESA ACTIONS EURO	0	842.592	842.592

60

LISTA ESITO DELLE VOTAZIONE

Oggetto: Bilancio di esercizio al 31 dicembre 2019

FAVOREVOLI

Badge	Ragione Sociale	Proprio	Delega	Totale
**D	ALOUT MODERATIONS	0	304.324	304.324
**D	AMUNDI RESA ACTIONS EUROPE	0	29.567	29.567
**D	HYMNOS	0	34.491	34.491
**D	AMUNDI ACTIONS EURO ISR	0	753.187	753.187
**D	AMUNDI ACTIONS RESTRUCTURATIONS	0	362.519	362.519
**D	AMUNDI RESA ESG ACTIONS EURO	0	2.933.840	2.933.840
**D	GROUPAMA FRANCE STOCK	0	131.035	131.035
**D	EURO CAPITAL DURABLE	0	1.733.397	1.733.397
**D	GROUPAMA AVENIR ALL CAP EURO	0	266.000	266.000
**D	GROUPAMA EUROPE STOCK	0	16.800	16.800
**D	GROUPAMA EUROPE EQUITIES	0	109.840	109.840
**D	GROUPAMA ASSET MANAGEMENT	0	321.886	321.886
**D	G FUND - WORLD VISION R	0	365.183	365.183
**D	TA-ITA AZIONI	0	55.138	55.138
**D	EPARGNE ETHIQUE ACTIONS	0	40.538	40.538
**D	ECOFI ACTIONS RENDEMENT	0	58.000	58.000
**D	ECOFI INVESTISSEMENT EURO	0	60.516	60.516
**D	ECOFI ACTIONS SCR	0	53.871	53.871
**D	POLLUX	0	32.000	32.000
**D	EDMOND DE ROTHSCHILD EURO SUSTAINABLE GROWTH	0	1.483.690	1.483.690
**D	EDMOND DE ROTHSCHILD EQUITY EUROPE SOLVE	0	656.924	656.924
**D	EDMOND DE ROTHSCHILD ASSET MANAGEMENT (EDRAM)	0	68.620	68.620
**D	EPOQUE	0	421.309	421.309
**D	CNP ASSUR EDRAM ACTIONS EUROPE	0	1.157.900	1.157.900
**D	EUROPA	0	900.000	900.000
**D	AMUNDI DIVIDENDO ITALIA	0	2.700.000	2.700.000
**D	AMUNDI BILANCIATO EURO	0	16.035	16.035
**D	AMUNDI BEST SELECTION PLUS	0	37.042	37.042
**D	AMUNDI BEST SELECTION TOP	0	16.384	16.384
**D	AMUNDI BEST SELECTION CLASSIC	0	20.486	20.486
**D	AMUNDI DISTRIBUZIONE ATTIVA	0	25.879	25.879
**D	AMUNDI CEDOLA 2021	0	23.261	23.261
**D	AMUNDI OBIETTIVO RISPARMIO 2022	0	1.384	1.384
**D	AMUNDI OBIETTIVO CRESCITA 2022	0	10.179	10.179
**D	AMUNDI OBIETTIVO RISPARMIO 2022 DUE	0	1.342	1.342
**D	AMUNDI OBIETTIVO CRESCITA 2022 DUE	0	10.514	10.514
**D	AMUNDI OBIETTIVO RISPARMIO 2022 TRE	0	1.185	1.185
**D	AMUNDI OBIETTIVO RISPARMIO 2022 QUATTRO	0	1.126	1.126
**D	UNION INVESTMENT LUXEMBOURG SA	0	6.243.654	6.243.654
**D	MAN MULTI-STRATEGY MASTER FUND MAPLES CORPORATE SERVICES LIMITES	0	16.517	16.517
**D	MAN QUALIFYING INVESTOR FUNDS PLC MAN GLG ELS MASTER QIF	0	37.672	37.672
**D	GLG EUROPEAN LONG-SHORT MASTER FUND LTD MAPLES CORPORATE SERVICES LIMITED	0	6.161	6.161
**D	GLG EUROPEAN LONG SHORT FUND MAPLES CORPORATE SERVICES LIMITED	0	48.249	48.249

360

LISTA ESITO DELLE VOTAZIONE

Oggetto: Bilancio di esercizio al 31 dicembre 2019

FAVOREVOLI

Badge	Ragione Sociale	Proprio	Delega	Totale
**D	MAN GLG TOPAZ LIMITED C/O MAPLES CORP SVCS LTD	0	47.892	47.892
**D	AHL INSIGHT LIMITED	0	403	403
**D	OLD NORTH STATE HEDGED EQUITY MWT LLC	0	72.350	72.350
**D	ALPHANATICS MASTER FUND LTD C/O APPLEBY TRUST (CAYMAN) LTD	0	200.000	200.000
**D	MAN FUNDS XII SPC - MAN 1783 III SF MAPLES CORPORATE SERVICES LIMITED	0	11.400	11.400
**D	LANDOWNE ICAV-LANDOWNE CLEAN ENERGY FUND	0	359.877	359.877
**D	LANDOWNE CLEAN ENERGY FUND L.P.C/O CORPORATION SERVICE COMPANY	0	300.657	300.657
**D	NORGES BANK	0	2.700.415	2.700.415
**D	JANA PASSIVE GLOBAL SHARE TRUST	0	411.941	411.941
**D	MLC INVESTMENTS, MLC LIMITED	0	1.820.179	1.820.179
**D	MLC INVESTMENTS, MLC LIMITED	0	67.801	67.801
**D	MARITIME SUPER	0	125.400	125.400
**D	VICTORIAN SUPERANNUATION FUND	0	238.745	238.745
**D	UBS ASSET MANAGEMENT (AUSTRALIA) LTD	0	121.945	121.945
**D	TASPLAN SUPERANNUATION FUND	0	261.074	261.074
**D	MLC INVESTMENTS, MLC LIMITED	0	1.314.556	1.314.556
**D	EQUIPSUPER	0	137.548	137.548
**D	CARE SUPER	0	6.844	6.844
**D	PLATFORM SECURITIES NOMINEES LIMITED	0	3.519.295	3.519.295
**D	ALLIANZ SUISSE LEBENSVERSICHERUNGS-GESELLSCHAFT AG	0	1.203.930	1.203.930
**D	AUSTRALIAN MEAT INDUSTRY SUPERANNUATION TRUST	0	306.909	306.909
**D	KL EUROSTOXX50 DB	0	141.138	141.138
**D	UBS FUND MANAGEMENT (LUXEMBOURG) SA	0	23.126	23.126
**D	UBS FUND MANAGEMENT (LUXEMBOURG) SA	0	31.700	31.700
**D	UBS FUND MANAGEMENT (LUXEMBOURG) SA	0	25.988	25.988
**D	UBS FUND MANAGEMENT (LUXEMBOURG) SA	0	37.310	37.310
**D	UBS FUND MANAGEMENT (LUXEMBOURG) SA	0	38.279	38.279
**D	UBS FUND MANAGEMENT (LUXEMBOURG) SA	0	25.330	25.330
**D	UBS FUND MANAGEMENT (LUXEMBOURG) SA	0	182.498	182.498
**D	UBS (LUX) KEY SELECTION SICAV	0	1.378.526	1.378.526
**D	UBS FUND MANAGEMENT (LUXEMBOURG) SA	0	17.410	17.410
**D	UBS FUND MANAGEMENT (LUXEMBOURG) SA	0	54.000	54.000
**D	UBS FUND MANAGEMENT (LUXEMBOURG) SA	0	39.473	39.473
**D	UBS (LUX) SICAV 1	0	2.061.451	2.061.451
**D	UBS (LUX) EQUITY SICAV	0	129.977	129.977
**D	UBS FUND MANAGEMENT (LUXEMBOURG) SA	0	99.006	99.006
**D	UBS FUND MANAGEMENT (LUXEMBOURG) SA	0	148.304	148.304
**D	UBS FUND MANAGEMENT (LUXEMBOURG) SA	0	118.237	118.237
**D	UBS (LUX) STRATEGY SICAV-SYSTEMATIC - ALLOCATION PF DEFENSIVE (USD)	0	302.968	302.968
**D	UBS (LUX) STRATEGY SICAV-SYSTEMATIC - ALLOCATION PF MEDIUM (USD)	0	100.842	100.842
**D	UBS (LUX) STRATEGY SICAV SAP DYNAMIC (USD)	0	64.417	64.417
**D	UBS (LUX) KEY SELECTION SICAV - SYSTEMATIC ALLOCAT PTF EQUITY (USD)	0	41.996	41.996
**D	STRATEGY SICAV	0	87.652	87.652
**D	UBS FUND MANAGEMENT (LUXEMBOURG) SA	0		

LISTA ESITO DELLE VOTAZIONE

Oggetto: Bilancio di esercizio al 31 dicembre 2019

FAVOREVOLI

Badge	Ragione Sociale	Proprio	Delega	Totale
**D	UBS FUND MANAGEMENT (LUXEMBOURG) SA	0	2.221.354	2.221.354
**D	UBS FUND MANAGEMENT (LUXEMBOURG) SA	0	32.000	32.000
**D	UBS FUND MANAGEMENT (LUXEMBOURG) SA	0	53.675	53.675
**D	UBS FUND MANAGEMENT (LUXEMBOURG) SA	0	326.758	326.758
**D	UBS FUND MANAGEMENT (LUXEMBOURG) SA	0	2.206.464	2.206.464
**D	UBS FUND MANAGEMENT (SWITZERLAND) AG.	0	385.079	385.079
**D	UBS FUND MANAGEMENT (SWITZERLAND) AG.	0	158.970	158.970
**D	UBS FUND MANAGEMENT (SWITZERLAND) AG.	0	27.206	27.206
**D	UBS FUND MGT (CH) AG CH0467/UBSCHIEF2-EQ GLOB	0	53.041	53.041
**D	UBS ASSET MANAGEMENT (U.K.) LTD FUND MANAGEMENT SWITZERLAND	0	3.893.149	3.893.149
**D	UBS FUND MANAGEMENT (SWITZERLAND) AG.	0	268.426	268.426
**D	UBS FUNDMANAGEMENT	0	971.501	971.501
**D	PENSIONSKASSE POST	0	1.400.000	1.400.000
**D	AGORA MASTER FUND LIMITED APPELBY TRUST (CAYMAN) LTD	0	1.045.407	1.045.407
**D	ENGADINE EQUITY MASTER FUND	0	285.527	285.527
**D	VITTORIA FUND - EP.L.P. C/O THE CORPORATION TRUST COMPANY	0	2.142.108	2.142.108
**D	LANDSOWNE ENERGY DYNAMICS MASTER LP	0	90.818	90.818
**D	BIG RIVER GROUP FD SPC LLC-EQ SEGREGATED PORTFOLIO C/O ALPHAGEN CAPITAL LTD	0	513.975	513.975
**D	ALPHANATICS MASTER FUND LTD CO PICTET ASSET MANAGEMENT SA.	0	17.079	17.079
**D	BOSTON PARTNERS GLOBAL INVESTORS, INC.	0	0	0
**D	GMO MASTER PORTFOLIOS (ONSHR) LP GMO TAX MGD BCHMK FRE FD CO GRANTHAM MAYO VAN OTTERLOO AND CO LLC	0	39.458	39.458
**D	COLONIAL FIRST STATE INVY LTD RE COMMONWEALTH SPLST FUND 10 C/O ACADIAN ASSET MANAGEMENT LLC	0	30.601	30.601
**D	JANUS HENDERSON CAPELLA FUND LIMITED C/O ALPHAGEN CAPITAL LTD	0	134.021	134.021
**D	RBC ISB - MMA VIE SA	0	2.259.188	2.259.188
**D	KAYNE ANDERSON MIDSTREAM INSTITUTIONAL FUND LP	0	280.800	280.800
**D	KAYNE EQUITY YIELD STRATEGIES LP	0	88.300	88.300
**D	KAYNE ANDERSON REAL ASSET FUND LP	0	2.900	2.900
**D	KAYNE ANDERSON INCOME PARTNERS LP	0	3.200	3.200
**D	KAYNE ANDERSON CAPITAL INCOME PARTNERS (QP) LP	0	57.300	57.300
**D	KAYNE ANDERSON MLP FUND LP	0	236.180	236.180
**D	ARTSPARE 2005 TRUST	0	63.730	63.730
**D	ASSET MANAGEMENT EXCHANGE CCF	0	763.420	763.420
**D	BROOKFIELD GLOBAL INFRASTRUCTURE SECURITIES INCOME FUND	0	192.800	192.800
**D	CBRE CLARION REAL ASSET LONG/SHORT FUND LP	0	19.493	19.493
**D	STICHTING DELA DEPOSITARY AND MANAGEMENT OUDE STADSGRACHT	0	497.504	497.504
**D	CHICAGO TRANSIT AUTHORITY RETIREE HEALTHCARE TRUST	0	105.108	105.108
**D	CI SIGNATURE CANADIAN EQUITY PLUS FUND	0	4.984	4.984
**D	STICHTING PENSIOENFONDS ING	0	346.642	346.642
**D	DIGNITY HEALTH RETIREMENT PLAN TRUST	0	481.019	481.019
**D	DIGNITY HEALTH	0	286.076	286.076
**D	DUKE ENERGY CORPORATION MASTER RETIREMENT TRUST	0	310.192	310.192
**D	CARPENTERS RETIREMENT PLAN OF WESTERN WASHINGTON	0	321.571	321.571
**D	SPARTAN GROUP TRUST FOR EMPLOYEE BENEFIT PLANS	0	2.871.052	2.871.052

322

LISTA ESITO DELLE VOTAZIONE

Oggetto: Bilancio di esercizio al 31 dicembre 2019

FAVOREVOLI

Badge	Ragione Sociale	Proprio	Delega	Totale
**D	FRESNO COUNTY EMPLOYEES' RETIREMENT ASSOCIATION	0	201.170	201.170
**D	FIREMEN'S ANNUITY AND BENEFIT FUND OF CHICAGO	0	35.724	35.724
**D	BANK OF BOTSWANA	0	83.201	83.201
**D	BANNER HEALTH	0	238.400	238.400
**D	USAA MASTER TRUST (PENSION AND RSP)	0	23.065	23.065
**D	CAMPBELL PENSION PLANS MASTER RETIREMENT TRUST	0	195.923	195.923
**D	CITY OF FRESNO RETIREMENT SYSTEMS	0	246.825	246.825
**D	CITIBANK EUROPE PLC AS TRUSTEE FOR STANDARD LIFE WEALTH BALANCED BRIDGE FUND	0	1.982.295	1.982.295
**D	HSBC - NORTH AMERICA (U.S.) PENSION TRUST	0	212.930	212.930
**D	LOS ANGELES CITY EMPLOYEES RETIREMENT SYSTEM	0	3.816.303	3.816.303
**D	POLICE RETIREMENT SYSTEM OF KANSAS CITY, MISSOURI	0	87.100	87.100
**D	BAPTIST FOUNDATION OF TEXAS DBA HIGHGROUND ADVISORS	0	183.152	183.152
**D	WEST VIRGINIA INVESTMENT MANAGEMENT BOARD	0	1.683.500	1.683.500
**D	TEACHERS RETIREMENT SYSTEM OF OKLAHOMA	0	1.299.358	1.299.358
**D	STATE OF UTAH SCHOOL AND INSTITUTIONAL TRUST FUNDS TRUST FUNDS	0	143.200	143.200
**D	IBM DIVERSIFIED GLOBAL EQUITY FUND	0	246.797	246.797
**D	CIVILIAN EMPLOYEES' RETIREMENT SYSTEM OF THE POLICE DEPARTMENT OF KANSAS AS CITY MISSOURI	0	14.200	14.200
**D	COMMONFUND STRATEGIC SOLUTIONS GLOBAL EQUITY, LLC	0	17.600	17.600
**D	CYMI EQUITY LP	0	58.035	58.035
**D	DANSKE INVEST SICAV EUROPE HIGH DIVIDEND	0	246.591	246.591
**D	NATIONAL WESTMINSTER BANK PLC AS TRUSTEE OF KES STRATEGIC INVESTMENT FUND	0	44.256	44.256
**D	DB RESIDUARY TRUST FOR JOEL G. BROIDA U/I DTD 9/3/1981	0	5.647	5.647
**D	DB RESIDUARY TRUST FOR MARNA J. BROIDA U/I DATED SEPTEMBER 3, 1981	0	5.652	5.652
**D	DB RESIDUARY TRUST FOR MELANIE B. WEHL U/I DATED SEPTEMBER 3, 1981	0	5.647	5.647
**D	DB RESIDUARY TRUST FOR RICHARD A. BROIDA U/I DATED 9/3/1981	0	5.652	5.652
**D	ELO MUTUAL PENSION INSURANCE COMPANY ELO MUTUAL PENSION INSURANCE COMPANY	0	2.307.413	2.307.413
**D	PZENA GLOBAL FOCUSED VALUE FUND	0	5.997	5.997
**D	BT PENSION SCHEME LLOYDS CHAMBERS	0	6.896.739	6.896.739
**D	STICHTING HEINEKEN PENSIOENFONDS	0	521.955	521.955
**D	IBM PENSION PLAN	0	56.213	56.213
**D	STICHTING PENSIOENFONDS SAGITTARIUS	0	293.702	293.702
**D	STICHTING PENSIOENFONDS VAN DE METALEKTRO (PME)	0	4.456.047	4.456.047
**D	DELAWARE PUBLIC EMPLOYEES RETIREMENT SYSTEM	0	446.386	446.386
**D	LINCOLNSHIRE COUNTY COUNCIL PENSION FUND	0	355.706	355.706
**D	THE BOARD OF THE PENSION PROTECTION FUND RENAISSANCE	0	205.402	205.402
**D	CHEVRON UK PENSION PLAN	0	196.762	196.762
**D	TREDUE AF-FONDEN	0	51.902	51.902
**D	PUBLIC EMPLOYEES RETIREMENT ASSOCIATION OF COLORADO	0	5.098.045	5.098.045
**D	DOW RETIREMENT GROUP TRUST THE DOW CHEMICAL COMPANY	0	6.751.320	6.751.320
**D	DOW RETIREMENT GROUP TRUST THE DOW CHEMICAL COMPANY	0	317.180	317.180
**D	FUTURE FUND BOARD OF GUARDIANS FOR AND ON BEHALF OF FUTURE FUND	0	1.121.980	1.121.980
**D	FUTURE FUND BOARD OF GUARDIANS FOR AND ON BEHALF OF THE MEDICAL RESEARCH FUTURE FUND	0	583.868	583.868
**D		0	238.541	238.541

323

29

LISTA ESITO DELLE VOTAZIONE

Oggetto: Bilancio di esercizio al 31 dicembre 2019

FAVOREVOLI

Badge	Ragione Sociale	Proprio	Delega	Totale
**D	MRFF INVESTMENT COMPANY NO. 2 PTY LTD	0	626.886	626.886
**D	HP INVEST COMMON CONTRACTUAL FUND	0	292.012	292.012
**D	NORTHERN TRUST UCITS COMMON CONTRACTUAL FUND	0	4.138.339	4.138.339
**D	COLONIAL FIRST STATE WHOLESALE INDEXED GLOBAL SHARE FUND	0	288.870	288.870
**D	COMMONWEALTH GLOBAL SHARE FUND 17	0	424.217	424.217
**D	COLONIAL FIRST STATE INVESTMENT FUND 50	0	359.960	359.960
**D	COLONIAL FIRST STATE WHOLESALE ACADIAN GLOBAL EQUITY FUND	0	62.958	62.958
**D	COMMONWEALTH GLOBAL SHARE FUND 30	0	161.753	161.753
**D	MUNICIPAL EMPLOYEES' ANNUITY AND BENEFIT FUND OF CHICAGO	0	206.816	206.816
**D	MUNICIPAL EMPLOYEES' ANNUITY AND BENEFIT FUND OF CHICAGO	0	19.928	19.928
**D	MUNICIPAL EMPLOYEES' ANNUITY AND BENEFIT FUND OF CHICAGO	0	116.900	116.900
**D	ESMOND HARMSWORTH 1988 FAMILY SETTLEMENT CODAN TRUST COMPANY LIMITED	0	32.519	32.519
**D	FIAM GLOBAL LOW VOLATILITY EQUITY FUND, L.P.	0	286.952	286.952
**D	UNITED NATIONS RELIEF AND WORKS AGENCY FOR PALESTINE REFUGEES IN THE NEAR EAST UNRWA HEADQUARTERS BAYADER WADI AL-SEER A	101.774	0	101.774
**D	UNITED NATIONS RELIEF AND WORKS AGENCY FOR PALESTINE REFUGEES IN THE NEAR EAST UNRWA HEADQUARTERS BAYADER WADI AL-SEER A	42.874	0	42.874
**D	US RETIREMENT TRUST	0	35.158	35.158
**D	VIRGINIA C.MARS REVOCABLE TRUST DATED AUGUST 6, 1991	0	3.648	3.648
**D	WHEELS COMMON INVESTMENT FUND	0	70.663	70.663
**D	S. ROBSON WALTON 2010 TRUST	0	24.511	24.511
**D	JCW 1987 ARTICLE II DESC TRUST FBO TLM	0	3.451	3.451
**D	S. ROBSON WALTON 2009 GRAT NO. 4 ARTICLE II TRUST	0	19.379	19.379
**D	STEPHART L. WALTON FAMILY TRUST UAD 3/19/13	0	30.928	30.928
**D	FLEURI HOLDINGS LLC	0	17.620	17.620
**D	EXELON CORPORATION NUCLEAR DECOMMISSION TRUST - NON TAX QUALIFIED	0	4.744	4.744
**D	HRW TESTAMENTARY TRUST NO. 7	0	87.625	87.625
**D	FOLGER LEVIN LLP PROFIT SHARING PLAN AND TRUST FOLGER LEVIN LLP	0	13.123	13.123
**D	THE BUILDERS INITIATIVE INC	0	180.288	180.288
**D	THOMAS I. WALTON FAMILY TRUST UAD 03/19/13	0	12.440	12.440
**D	SANFORD UNIVERSITY PENSION PLAN TRUST	0	8.901	8.901
**D	FRAMFOR NOMINEES LIMITED ACTING IN ITS CAPACITY AS NOMINEE FOR DAVID H AROLD PRINDLE BRADBURY	0	31.807	31.807
**D	MASTER TRUST AGREEMENT BETWEEN PFIZER INC AND THE NORTHERN TRUST COMPANY	0	1.320.262	1.320.262
**D	PHILLIPS 66 RETIREMENT PLAN TRUST	0	470.880	470.880
**D	FREEMPORT MINERALS CORPORATION DEFINED BENEFIT MASTER TRUST FREEFOR T - MCMORAN	0	107.400	107.400
**D	FRANFOR NOMINEES LIMITED ACTING IN ITS CAPACITY AS NOMINEE FOR GEORGE SWITHIN RODDIS BRADBURY	0	31.804	31.804
**D	GENERAL PENSION AND SOCIAL SECURITY AUTHORITY GSSA	0	753.586	753.586
**D	GQG PARTNERS GLOBAL EQUITY FUND - GQG PARTNERS SERIES LLC CAPITAL SERVICES INC	0	3.512.160	3.512.160
**D	GQG PARTNERS INTERNATIONAL EQUITY FUND-GQG PARTNERS SERIES LLC CAPITAL SERVICES INC..	0	4.110.674	4.110.674
**D	GQG PARTNERS RESTRICTED GLOBAL EQUITY FUND - GQG PARTNERS SERIES LLC CAPITAL SERVICES INC	0	12.156	12.156
**D	JCW 1987 ARTICLE II DESC TRUST FBO JMW DTD 1/1/2012	0	3.524	3.524
**D	GULF INTERNATIONAL BANK (UK) LIMITED	0	10.497	10.497
**D	HACKENSACK MERIDIAN HEALTH MASTER RETIREMENT TRUST	0	147.800	147.800

24

304

LISTA ESITO DELLE VOTAZIONE

Oggetto: Bilancio di esercizio al 31 dicembre 2019

FAVOREVOLI

Badge	Ragione Sociale	Proprio	Delega	Totale
**D	HONEYWELL SAVINGS AND OWNERSHIP PLAN MASTER TRUST	0	124.187	124.187
**D	JCW 1987 ARTICLE II DESC TRUST FBO SIM	0	3.074	3.074
**D	JCW 1987 ARTICLE II DESC TRUST FBOAAP C/O WALTON ENTERPRISES LLC	0	2.172	2.172
**D	OAKLAND COUNTY VEBB	0	176.049	176.049
**D	HSBC - NORTH AMERICA (U.S.) PENSION TRUST	0	246.273	246.273
**D	OLIN PENSION PLANS MASTER RETIREMENT TRUST	0	25.708	25.708
**D	NEW CHURCH INVESTMENT FUND	0	14.837	14.837
**D	LSV INTERNATIONAL VALUE EQUITY TRUST	0	1.661.700	1.661.700
**D	LTW INVESTMENTS LLC	0	187.424	187.424
**D	CLINTON NUCLEAR POWER PLANT QUALIFIED FUND CLINTON NUCLEAR POWER PLANT QUALIFIED FUND	0	18.892	18.892
**D	CHURCH OF ENGLAND INVESTMENT FUND FOR PENSIONS	0	195.050	195.050
**D	THE AVI CHAI FOUNDATION	0	14.470	14.470
**D	ALICE A PROIETTI FAMILY TRUST UAD 09/27/13	0	14.146	14.146
**D	INDUSTRIAL ALLIANCE INSURANCE AND FINANCIAL SERVICES INC.	0	455.000	455.000
**D	INTER AMERICAN DEVELOPMENT BANK STAFF RETIREMENT FUND	0	510.873	510.873
**D	CHICAGO COMMUNITY FOUNDATION	0	18.130	18.130
**D	CYSTIC FIBROSIS FOUNDATION	0	202.858	202.858
**D	ARVEST FOUNDATION	0	3.904	3.904
**D	BECTON DICKINSON AND COMPANY MASTER RETIREMENT TRUST	0	22.403	22.403
**D	MASTER TRUST FOR CERTAIN TAX-QUALIFIED BECHTEL RETIREMENT PLANS QUALIFIED BECHTEL RETIREMENT PLANS	0	0	99.740
**D	INTERNATIONAL MONETARY FUND STAFF RETIREMENT PLAN 700	0	171.790	171.790
**D	JIK INVESTMENTS L.P	0	44.487	44.487
**D	DAUGHTERS OF CHARITY OF ST. VINCENT DE PAUL PROVINCE OF THE WEST	0	199.069	199.069
**D	BEL45 CAPITAL PARTNERS LLC BEL45 CAPITAL PARTNERS LLC	0	60.508	60.508
**D	SHELBY COUNTY OPEB TRUST	0	36.053	36.053
**D	SHELBY COUNTY RETIREMENT SYSTEM	0	193.233	193.233
**D	MORIUS LIFE LIMITED	0	28.540	28.540
**D	SARASIN GLOBAL HIGHER DIVIDEND	0	2.545.690	2.545.690
**D	SARASIN GLOBAL EQUITY REAL RETURN	0	477.000	477.000
**D	THE JUNIPER FUND	0	679.760	679.760
**D	SARASIN THEMATIC GLOBAL EQUITY	0	835.211	835.211
**D	THE MAZENER FUND	0	345.804	345.804
**D	DIVERSIFICATION FUND ICVC	0	20.195	20.195
**D	SARASIN GLOBAL DIVIDEND	0	664.621	664.621
**D	COMMONWEALTH GLOBAL SHARES FUND	0	1.057.730	1.057.730
**D	THEODORE SPENCER REVOCABLE TRUST	0	4.507	4.507
**D	R. BLANE WALTER C/O TALISMAN CAPITAL	0	23.805	23.805
**D	MARY K MC QUISTON MCCAW	0	19.608	19.608
**D	MURIEL MCBRIEN KAUFFMAN FOUNDATION	0	45.450	45.450
**D	CITY OF AUSTIN EMPLOYEES RETIREMENT SYSTEM	0	16.741	16.741
**D	CULTURAL INSTITUTIONS PENSION PLAN TRUST CULTURAL INSTITUTIONS RETIREMENT SYSTEM	0	15.287	15.287
**D	JO HAMBRO CAPITAL MANAGEMENT UK UMBRELLA FUND C/O JO HAMBRO CAPITAL MANAGEMENT	0	243.909	243.909

24

305

LISTA ESITO DELLE VOTAZIONE

Oggetto: Bilancio di esercizio al 31 dicembre 2019

FAVOREVOLI

Badge	Ragione Sociale	Proprio	Delega	Totale
**D	DOMINION RESOURCES INC. MASTER TRUST	0	176.043	176.043
**D	JOHCM INTERNATIONAL SMALL CAP EQUITY FUND	0	15.445	15.445
**D	FUNDO DE PENSÕES ALAMEDA DE CARLOS D' ASSUMPÇÃO	0	83.364	83.364
**D	GANNETT RETIREMENT PLAN MASTER TRUST	0	213.382	213.382
**D	JOSHUA GREEN CORPORATION 1425	0	26.994	26.994
**D	JOHN AND TERRY LEVIN REVOCABLE TRUST	0	7.025	7.025
**D	BARING GLOBAL OPPORTUNITIES UMBRELLA FUND	0	21.818	21.818
**D	BEAT DRUGS FUND ASSOCIATION	0	10.589	10.589
**D	HONG KONG SAR GOVERNMENT EXCHANGE FUND	0	1.412.989	1.412.989
**D	HONG KONG SAR GOVERNMENT EXCHANGE FUND	0	9.588.926	9.588.926
**D	THE CHINESE UNIVERSITY OF HONG KONG STAFF SUPERANNUATION SCHEME	0	2.917	2.917
**D	PUBLIC PENSION AGENCY	0	2.246.173	2.246.173
**D	PUBLIC PENSION AGENCY	0	2.091.768	2.091.768
**D	PUBLIC PENSION AGENCY	0	1.366.013	1.366.013
**D	INTER AMERICAN DEVELOPMENT BANK	0	222.288	222.288
**D	PRO-GEN INVESTMENTS LLC	0	14.591	14.591
**D	PLURIBUS LABS GLOBAL CORE EQUITY MASTER FUND LP	0	4.475	4.475
**D	CINDY SPRINGS, LLC	0	654.176	654.176
**D	RDM LIQUID LLC	0	146.024	146.024
**D	NGFI-QM COMMON DAILY ALL COUNTRY WORLD EX-US INVESTABLE MARKET INDEX FUND - NON LENDING	0	246.015	246.015
**D	JOHN GARDNER PERENCKIO IRREVOCABLE	0	34.565	34.565
**D	SALIX, LLC	0	50.186	50.186
**D	SANFORD C. BERNSTEIN AND CO DBT TAX MANAGED INTERNATIONAL BLEND SERIES	0	100.065	100.065
**D	SENTINEL INTERNATIONAL FUND	0	94.010	94.010
**D	SIM GLOBAL BALANCED TRUST	0	2.395	2.395
**D	SLM PORTFOLIO LLC	0	59.658	59.658
**D	THYSSEN GLOBAL INVESTMENTS CORP	0	4.211	4.211
**D	MALACHITE 35 TRUST	0	18.699	18.699
**D	JOHN HANCOCK DIVERSIFIED REAL ASSETS FUND	0	371.504	371.504
**D	PCM INTERNATIONAL LLC	0	22.820	22.820
**D	SHIMODA HOLDINGS, LLC	0	2.517	2.517
**D	801 INVESTMENTS LLC	0	76.416	76.416
**D	MALACHITE 35 TRUST	0	92.705	92.705
**D	MS FUND LP	0	50.743	50.743
**D	WAM INVESTMENTS, LLC	0	9.392	9.392
**D	GLOBAL BOND FUND WAYCROSSE INC	0	476.466	476.466
**D	SILVER GROWTH FUND, LP	0	16.237	16.237
**D	MFC INTERNATIONAL FUND LLC	0	3.288	3.288
**D	JULIA IRENE KAUFFMAN REVOCABLE TRUST	0	13.507	13.507
**D	KARSH LIVING TRUST	0	36.305	36.305
**D	82A HOLDINGS, LLC	0	120.154	120.154
**D	NELKE PARTNERSHIP C/O NORTHERN TRUST COMPANY MANAGER	0	12.132	12.132
**D	OMEGA FTIP LIMITED PARTNERSHIP	0	33.136	33.136

316

LISTA ESITO DELLE VOTAZIONI

Oggetto: Bilancio di esercizio al 31 dicembre 2019

FAVOREVOLI

Badge	Ragione Sociale	Proprio	Delega	Totale
**D	OHANA HOLDINGS LLC	0	647.300	647.300
**D	ORIZABA, LP	0	23.138	23.138
**D	MF INTERNATIONAL FUND LLC	0	15.300	15.300
**D	ITW GROUP HOLDINGS, LLC	0	398.681	398.681
**D	LSV INTERNATIONAL (AC) VALUE EQUITY FUND, LP	0	1.722.800	1.722.800
**D	LEHMAN-STAMM FAMILY PARTNERS LLC LEHMAN-STAMM FAMILY PARTNERS LLC	0	2.670	2.670
**D	LEHMAN-STAMM FAMILY PARTNERS LLC LEHMAN-STAMM FAMILY PARTNERS LLC	0	1.247.343	1.247.343
**D	KENT COUNTY COUNCIL SUPERANNUATION FUND	0	792.159	792.159
**D	LEGAL AND GENERAL MSCI EAFE FUND LLC	0	339.814	339.814
**D	LAKE AVENUE INVESTMENTS, LLC	0	13.127	13.127
**D	THE JBT MASTER INVESTMENT PARTNERS HIP LLP C/O JACOBUS WEALTH MANAGEMENT	0	5.983	5.983
**D	LABORERS' AND RETIREMENT BOARD EMPLOYEES' ANNUITY AND BENEFIT FUND OF CHICAGO	0	311.637	311.637
**D	INTERNATIONAL EQUITY FUND	0	44.290	44.290
**D	INTERVENTURE EQUITY INVESTMENTS LIMITED	0	3.221.650	3.221.650
**D	LIVFORSÄKRINGSBOLAGET SKANDIA OMSÄSIDIGT	0	746.100	746.100
**D	LSV INTERNATIONAL CONCENTRATED EQUITY FUND, LP	0	2.942.100	2.942.100
**D	MAN NUMERIC ALTERNATIVE RISK PREMIR VALUE-C/O CITCO TRUSTEES (CAYMAN) LIMITED	0	3.696	3.696
**D	HASLAM FAMILY INVESTMENT PARTNERSHIP	0	37.661	37.661
**D	INTERNATIONAL EXPATRIATE BENEFIT MASTER TRUST	0	8.169	8.169
**D	MONDRIAN FUNDS PUBLIC LIMITED COMPANY MONDRIAN FUNDS PUBLIC LIMITED COMPANY	0	821.401	821.401
**D	NTGI-QM COMMON DAILY EAFE INDEX FUND - NON LENDING	0	5.481	5.481
**D	MONDRIAN GLOBAL ALL COUNTRIES WORLD EQUITY FUND, L.P.	0	394.115	394.115
**D	MONDRIAN INTERNATIONAL EQUITY ESG FUND L.P.	0	90.640	90.640
**D	ATIVO INTERNATIONAL EQUITY FUND LP	0	676.761	676.761
**D	NATIONAL RAILROAD RETIREMENT INVESTMENT TRUST	0	187.992	187.992
**D	CARNELIAN INVESTMENT MANAGEMENT LLC	0	3.325	3.325
**D	CARROLL AVENUE PARTNERS LLC	0	1.334	1.334
**D	CHCP GLOBAL SECURITIES LP	0	8.700	8.700
**D	BETTER BE GOOD LLC	0	3.119	3.119
**D	FIDLER PARTNERS LLC	0	3.292.677	3.292.677
**D	NATIONAL WESTMINSTER BANK PLC AS TRUSTEE OF SARASIN ENDORMENTS FUND	0	62.781	62.781
**D	EVA VALLEY MAI LLC	0	41.283	41.283
**D	SHY LLC	0	2.280	2.280
**D	AJO GLOBAL MARKET-NEUTRAL FUND LTD	0	76.406	76.406
**D	NATIONAL WESTMINSTER BANK PLC AS TRUSTEE OF SARASIN INCOME AND RESERVES FUND	0	44.768	44.768
**D	FOURTH AVENUE INVESTMENT COMPANY	0	16.256	16.256
**D	DYNASTY INVEST, LTD	0	47.720	47.720
**D	DELFINCO, LP	0	11.494	11.494
**D	DFI LP EQUITY (PASSIVE)	0	2.447	2.447
**D	AVALON PORTFOLIO II, LLC	0	3.660	3.660
**D	CENTERSQUARE INVESTMENT MANAGEMENT LLC	0	3.576	3.576
**D	SUSTAINABLE INSIGHT GLOBAL ESG PASSIVE PLUS FUND LLC	0	1.078.633	1.078.633
**D	ASCENSION ALPHA FUND, LLC	0	1.111.424	1.111.424
**D	K INVESTMENTS SH LIMITED	0		

31X


21

LISTA ESITO DELLE VOTAZIONE

Oggetto: Bilancio di esercizio al 31 dicembre 2019

FAVOREVOLI

Badge	Ragione Sociale	Proprio	Delega	Totale
**D	PZENA GLOBAL VALUE FUND 2 DST	0	212.011	212.011
**D	PZENA INTERNATIONAL EX-US FOCUSED VALUE FUND DST A SERIES OF PZENA VALUE TRUST	0	136.508	136.508
**D	LEGAL AND GENERAL DEVELOPED MULTI-FACTOR SL FUND LLC	0	173.998	173.998
**D	PERMANENT FUND INVESTMENTS LLC	0	57.163	57.163
**D	NTGI-QM COMMON DAILY EAFE INDEX FUND - LENDING	0	658.946	658.946
**D	SANFORD C. BERNSTEIN AND CO DBT INTERNATIONAL VALUE SERIES	0	217.333	217.333
**D	NTGI - QM COMMON DAILY ALL COUNTRY WORLD EX-US EQUITY INDEX FUND - LENDING	0	445.251	445.251
**D	NATIONAL WESTMINSTER BANK PLC AS TRUSTEE OF SARASIN CLIMATE ACTIVE EN DOWNMENTS FUND	0	553.888	553.888
**D	PZENA VALUE TRUST	0	14.521	14.521
**D	UNITED NATIONS JOINT STAFF PENSION FUND	0	6.400.000	6.400.000
**D	INTERNATIONAL MONETARY FUND STAFF RETIREMENT PLAN	0	10.994	10.994
**D	INTERNATIONAL MONETARY FUND STAFF RETIREMENT PLAN	0	598.817	598.817
**D	INTERNATIONAL MONETARY FUND STAFF RETIREMENT PLAN 700	0	844.974	844.974
**D	NATIONAL WESTMINSTER BANK AS TRUSTEE OF EDEN INVESTMENT FUND	0	68.637	68.637
**D	NATWEST DEP SW SVSTPI IBI GS C	0	354.898	354.898
**D	THE PUBLIC INSTITUTION FOR SOCIAL SECURITY	0	581.871	581.871
**D	THE PUBLIC INSTITUTION FOR SOCIAL SECURITY	0	617.500	617.500
**D	THE PUBLIC INSTITUTION FOR SOCIAL SECURITY	0	435.091	435.091
**D	NATWEST TRUSTEE AND DEPOSITORY SERVICES LIMITED AS TRUSTEE OF TM MASONIC CHARITABLE FOUNDATION INVESTMENT FUND	0	0	102.089
**D	MONDRIAN ALL COUNTRIES WORLD EX-US EQUITY FUND LP	0	2.898.040	2.898.040
**D	MONDRIAN INTERNATIONAL EQUITY FUND L.P.	0	10.598.980	10.598.980
**D	NATIONAL COUNCIL FOR SOCIAL SEC FUND	0	549.523	549.523
**D	NATIONAL COUNCIL FOR SOCIAL SECURITY FUND.	0	102.263	102.263
**D	NATIONAL COUNCIL FOR SOCIAL SECURITY FUND.	0	101.319	101.319
**D	NAGE ANN POLYTECHNIC	0	2.220	2.220
**D	NATIONAL COUNCIL FOR SOCIAL SEC FUND	0	1.087.614	1.087.614
**D	NATIONAL COUNCIL FOR SOCIAL SEC FUND	0	540.282	540.282
**D	FIDELITY INVESTMENT TRUST: FIDELITY INTERNATIONAL CAPITAL APPRECIATION FUND	0	6.322.200	6.322.200
**D	FIDELITY INVESTMENT TRUST: FIDELITY DIVERSIFIED INTERNATIONAL K6 FUND	0	2.090.486	2.090.486
**D	FIDELITY SALEM STREET TRUST: FIDELITY FLEX INTERNATIONAL INDEX FUND	0	169.241	169.241
**D	FIDELITY INVESTMENT TRUST: FIDELITY INTERNATIONAL VALUE FUND	0	1.244.300	1.244.300
**D	FIDELITY SALEM STREET TRUST: FIDELITY SERIES GLOBAL EX U.S. INDEX FUND	0	5.593.466	5.593.466
**D	FIDELITY INVESTMENT TRUST: FIDELITY INFRASTRUCTURE FUND	0	69.579	69.579
**D	ERIKA J. GLAZER 1985 TRUST	0	69.515	69.515
**D	EMERSON GLAZER TRUST OF 1989	0	15.740	15.740
**D	MONDRIAN GLOBAL EQUITY ESG FUND LP	0	4.725	4.725
**D	LSV GLOBAL CV EQUITY FUND, LP	0	117.000	117.000
**D	HS PORTFOLIO LP	0	33.563	33.563
**D	R AND S INVESTMENTS I LP	0	17.281	17.281
**D	DOUBLE DIGIT CAGR LLC	0	31.768	31.768
**D	BERNSTEIN GLOBAL STYLE BLEND SERIES	0	64.800	64.800
**D	MONDRIAN GLOBAL EQUITY FUND, I.P.	0	106.907	106.907

Azionisti in delega:  4.148

94

LISTA ESITO DELLE VOTAZIONE

Oggetto: Bilancio di esercizio al 31 dicembre 2019

FAVOREVOLI

Badge	Regione Sociale	Proprio	Delega	Totale
**D	BERNSTEIN TAX-MANAGED GLOBAL STYLE BLEND SERIES	0	195.480	195.480
**D	NEW OAK NOMINEES LIMITED	0	13.561	13.561
**D	PACIFIC SALMON COMMISSION	0	82.400	82.400
**D	PUBLIC SECTOR PENSION INVESTMENT BOARD	0	4.435.508	4.435.508
**D	HALIFAX REGIONAL MUNICIPALITY MASTER TRUST	0	106.850	106.850
**D	MICHELIN NORTH AMERICA (CANADA) INC. MASTER TRUST	0	3.262	3.262
**D	HSBC U.S. EQUITY FUND	0	60.897	60.897
**D	HAGFORS LIMITED HE R AND H TRUST COMPANY LTD	0	65.527	65.527
**D	POLICEMEN'S ANNUITY AND BENEFIT FUND OF CHICAGO	0	88.740	88.740
**D	STICHTING BLUE SKY LIQUID ASSET FUNDS	0	916.606	916.606
**D	NEW ZEALAND SUPERANNUATION FUND	0	99.120	99.120
**D	STATE UNIVERSITIES RETIREMENT SYSTEM	0	1.792.896	1.792.896
**D	COMMONWEALTH SUPERANNUATION CORPORATION AS TRUSTEE FOR ARIA INVESTMENTS TRUST	0	459.136	459.136
**D	MERCER PASSIVE INTERNATIONAL SHARES FUND	0	279.536	279.536
**D	MERCER OSS TRUST	0	423.500	423.500
**D	MERCER GLOBAL ENHANCED LOW VOLATILITY SHARES FUND	0	61.776	61.776
**D	LORD MAYORS CHARITABLE FUND	0	6.112	6.112
**D	QUEENSLAND INVESTMENT TRUST NO 2	0	82.771	82.771
**D	COMMONWEALTH GLOBAL SHARE FUND 28	0	59.229	59.229
**D	GOVERNMENT EMPLOYEES SUPERANNUATION BOARD	0	255.487	255.487
**D	GOVERNMENT EMPLOYEES SUPERANNUATION BOARD	0	407.993	407.993
**D	IAGAM GLOBAL EQUITY TRUST	0	139.863	139.863
**D	QIC INTERNATIONAL EQUITIES FUND	0	115.235	115.235
**D	SAMFORD UNIVERSITY	0	9.556	9.556
**D	THE TRUSTEES OF THE HENRY SMITH CHARITY	0	175.464	175.464
**D	TYCO ELECTRONICS CORPORATION RETIREMENT SAVINGS AND INVESTMENT PLAN	0	47.510	47.510
**D	STP NUCLEAR OPERATING COMPANY RETIREMENT TRUST	0	2.893	2.893
**D	S. ROBSON WALTON 1999 CHILDRENS TRUST	0	22.740	22.740
**D	NATWEST TRUSTEE AND DEPOSITARY SERVICES LIMITED AS TRUSTEE OF THE MAID EN FUND	0	343.224	343.224
**D	OAKLAND COUNTY EMPLOYEES RETIREMENT SYSTEM	0	80.563	80.563
**D	NATIONAL RAILROAD RETIREMENT INVESTMENT TRUST	0	1.034.608	1.034.608
**D	NORTHERN TRUST GLOBAL INVESTMENTS COLLECTIVE FUNDS TRUST	0	19.194.815	19.194.815
**D	PRESBYTERIAN CHURCH (USA) FOUNDATION	0	53.873	53.873
**D	JOHN T WALTON FAMILY TRUST	0	124.531	124.531
**D	HRW TESTAMENTARY TRUST NO 2	0	32.139	32.139
**D	HRW TESTAMENTARY TRUST NO. 8	0	48.037	48.037
**D	HRW TESTAMENTARY TRUST NO. 9	0	46.017	46.017
**D	HRW TESTAMENTARY TRUST NO. 12	0	65.493	65.493
**D	HRW TESTAMENTARY TRUST NO 5	0	32.649	32.649
**D	HRW TRUST NO 4 UAD 01/17/03	0	33.778	33.778
**D	HRW TRUST NO 3 UAD 01/17/03	0	39.490	39.490
**D	HRW TESTAMENTARY TRUST NO 1	0	70.769	70.769
**D	HRW TESTAMENTARY TRUST NO 3	0	48.759	48.759

94

Azionisti in delega: 4.136

319

LISTA ESITO DELLE VOTAZIONE
 Oggetto: Bilancio di esercizio al 31 dicembre 2019

FAVOREVOLI

Badge	Ragione Sociale	Proprio	Delega	Totale
**D	HRW TRUST NO 1 UAD 01/17/03	0	42.407	42.407
**D	HRW TESTAMENTARY TRUST NO. 10	0	57.366	57.366
**D	HRW TRUST NO 2 UAD 01/17/03	0	46.269	46.269
**D	HRW TESTAMENTARY TRUST NO 4	0	32.492	32.492
**D	HRW TESTAMENTARY TRUST NO 6	0	60.587	60.587
**D	HRW TESTAMENTARY TRUST NO. 11	0	71.064	71.064
**D	OWENS CORNING DEFINED BENEFIT MASTER TRUST	0	19.624	19.624
**D	NORTHERN ENGAGE360 FUND	0	60.987	60.987
**D	NEW IRELAND ASSURANCE COMPANY PLC	0	5.022.269	5.022.269
**D	NORTHERN FUNDS - INTERNATIONAL EQUITY INDEX FUND	0	2.737.649	2.737.649
**D	MICHIGAN CATHOLIC CONFERENCE	0	11.995	11.995
**D	MICHIGAN CATHOLIC CONFERENCE	0	83.012	83.012
**D	ASCENSION HEALTHCARE MASTER PENSION TRUST	0	547.012	547.012
**D	MICHIGAN CATHOLIC CONFERENCE MASTER PENSION TRUST	0	36.984	36.984
**D	MICHIGAN CATHOLIC CONFERENCE MASTER PENSION TRUST	0	191.061	191.061
**D	LOCKHEED MARTIN CORPORATION MASTER RETIREMENT TRUST	0	79.802	79.802
**D	LOCKHEED MARTIN CORPORATION MASTER RETIREMENT TRUST	0	561.459	561.459
**D	THE LEVERHULME TRUST	0	300.286	300.286
**D	THE LEVERHULME TRUST	0	1.046.511	1.046.511
**D	JTW TRUST NO. 2 UAD 9/19/02	0	37.736	37.736
**D	JTW TRUST NO. 4 UAD 9/19/02	0	39.892	39.892
**D	JTW TRUST NO. 1 UAD 9/19/02	0	28.500	28.500
**D	JTW TRUST NO. 3 UAD 9/19/02	0	28.855	28.855
**D	JTW TRUST NO. 5 UAD 9/19/02	0	20.274	20.274
**D	OAKLAND POLICE AND FIRE RETIREMENT SYSTEM	0	34.290	34.290
**D	HEWITT ASSOCIATES LLC 401K PLAN TRUST	0	46.775	46.775
**D	THE HEALTH FOUNDATION	0	293.984	293.984
**D	OLD WESTBURY MULTI-ASSET OPPORTUNITIES FUND	0	78.277	78.277
**D	FORD MOTOR COMPANY DEFINED BENEFIT MASTER TRUST	0	97.818	97.818
**D	COVENANT HEALTH	0	60.300	60.300
**D	EXELON FITZPATRICK QUALIFIED FUND	0	37.719	37.719
**D	ACORN 1998 TRUST	0	8.411	8.411
**D	EMERSON ELECTRIC CO. RETIREMENT MASTER TRUST	0	354.585	354.585
**D	EXELON PEACH BOTTOM UNIT 1 QUALIFIED FUND 10	0	3.743	3.743
**D	EMERSON ELECTRIC CO. RETIREMENT MASTER TRUST	0	152.400	152.400
**D	FORD MOTOR COMPANY DEFINED BENEFIT MASTER TRUST	0	195.658	195.658
**D	FLORIDA COLLEGE SAVINGS PROGRAM	0	4.103	4.103
**D	FRANCISCAN ALLIANCE, INC.	0	198.666	198.666
**D	COMBUSTION ENGINEERING 524(G) ASBESTOS PI TRUST	0	23.232	23.232
**D	CENTURYLINK, INC. DEFINED CONTRIBUTION PLAN MASTER TRUST	0	412.557	412.557
**D	CATERPILLAR INVESTMENT TRUST	0	349.892	349.892
**D	CATERPILLAR INVESTMENT TRUST	0	267.175	267.175
**D	CATERPILLAR INC MASTER RETIREMENT TRUST	0	868.425	868.425

32

SH

LISTA ESITO DELLE VOTAZIONE

Oggetto: Bilancio di esercizio al 31 dicembre 2019

FAVOREVOLI

Badge	Ragione Sociale	Proprio	Delega	Totale
**D	CATERPILLAR INC MASTER RETIREMENT TRUST	0	506.468	506.468
**D	BRISTOL-MYERS SQUIBB COMPANY MASTER RETIREMENT TRUST	0	25.183	25.183
**D	THE NORTHERN TRUST COMPANY SUB-ADVISED COLLECTIVE FUNDS TRUST	0	4.470.319	4.470.319
**D	NORTHERN FUNDS INTERNATIONAL GROWTH EQUITY FUND	0	90.414	90.414
**D	ALW 2010 FAMILY TRUST ALICE WALTONC/O WALTON ENTERPRISES LLC	0	423.465	423.465
**D	ACN SAVINGS PLAN TRUST	0	125.031	125.031
**D	ACN PENSION PLAN TRUST ACN CORPORATION	0	40.525	40.525
**D	CALIFORNIA PHYSICIANS SERVICE D/B/A BLUE SHIELD OF CALIFORNIA	0	27.513	27.513
**D	AMERICAN HONDA MASTER RETIREMENT TRUST	0	546.330	546.330
**D	CITY OF MILWAUKEE EMPLOYEES RETIREMENT SYSTEM	0	177.096	177.096
**D	CHEVRON MASTER PENSION TRUST	0	807.706	807.706
**D	GUIDESTONE FUNDS INTERNATIONAL EQUITY FUND	0	1.143.157	1.143.157
**D	FLORIDA PREPAID COLLEGE PROGRAM	0	267.754	267.754
**D	CENTURYLINK, INC. DEFINED BENEFIT MASTER TRUST	0	339.346	339.346
**D	GUIDESTONE FUNDS INTERNATIONAL EQUITY INDEX FUND	0	395.596	395.596
**D	STICHTING INSTITUUT GAK	0	58.474	58.474
**D	ALFRED J. DUPONT TESTAMENTARY TRUST	0	176.642	176.642
**D	CSRA INSURANCE EXCHANGE	0	35.533	35.533
**D	EMPLOYEES RETIREMENT FUND OF THE CITY OF DALLAS	0	42.360	42.360
**D	EMPLOYEES RETIREMENT FUND OF THE CITY OF DALLAS	0	166.868	166.868
**D	CITY OF LOS ANGELES FIRE AND POLICE PENSION PLAN	0	641.034	641.034
**D	INVESTMENT MASTER TRUST OF EXELIS INC.	0	350.638	350.638
**D	ILLINOIS MUNICIPAL RETIREMENT FUND	0	1.733.631	1.733.631
**D	ILLINOIS MUNICIPAL RETIREMENT FUND	0	2.146.885	2.146.885
**D	ILLINOIS MUNICIPAL RETIREMENT FUND	0	246.452	246.452
**D	LOCKHEED MARTIN CORPORATION MASTER RETIREMENT TRUST	0	577.196	577.196
**D	LOCKHEED MARTIN CORPORATION MASTER RETIREMENT TRUST	0	24.653	24.653
**D	MERCY INVESTMENT SERVICES, INC.	0	128.853	128.853
**D	MISSOURI LOCAL GOVERNMENT EMPLOYEES RETIREMENT SYSTEM	0	154.900	154.900
**D	MARSH AND MCLENNAN MASTER RETIREMENT TRUST	0	37.099	37.099
**D	MARSH AND MCLENNAN MASTER RETIREMENT TRUST	0	414.100	414.100
**D	AMPERSAND INVESTMENTS LIMITED	0	67.779	67.779
**D	GOG PARTNERS GLOBAL EQUITY FUND	0	407.185	407.185
**D	NORTH DAKOTA STATE INVESTMENT BOARD	0	1.693.500	1.693.500
**D	OKLAHOMA PUBLIC EMPLOYEES RETIREMENT SYSTEM	0	1.355.730	1.355.730
**D	PREMIER GLOBAL INFRASTRUCTURE INCOME FUND	0	140.000	140.000
**D	UFCW UNION AND PARTICIPATING FOOD INDUSTRY EMPLOYERS TRI-STATE PENSION TRUST FUND	0	28.090	28.090
**D	UTAH STATE RETIREMENT SYSTEMS	0	1.162.531	1.162.531
**D	MASTER TRUST AGREEMENT UNDER VARIOUS EMPLOYEE BENEFIT PLANS UNILEVER UNITED STATES INC. AND ITS SUBSIDIARIES AND AFFILIA	0	30.648	30.648
**D	WYOMING RETIREMENT SYSTEM	0	193.665	193.665
**D	PROVIDENCE ST. JOSEPH HEALTH LONG TERM PORTFOLIO	0	258.900	258.900
**D	STANISLAUS COUNTY EMPLOYEES' RETIREMENT ASSOCIATION 832	0	481.900	481.900

324

24

LISTA ESITO DELLE VOTAZIONE

Oggetto: Bilancio di esercizio al 31 dicembre 2019

FAVOREVOLI

Badge	Ragione Sociale	Proprio	Delega	Totale
**D	SCHLUMBERGER GROUP TRUST AGREEMENT	0	1.385.729	1.385.729
**D	SALT RIVER PIMA-MARICOPA INDIAN COMMUNITY	0	55.533	55.533
**D	SHRINERS HOSPITALS FOR CHILDREN	0	2.209.907	2.209.907
**D	SAN MATEO COUNTY EMPLOYEES' RETIREMENT ASSOCIATION	0	549.102	549.102
**D	CITY OF TALLAHASSEE	0	168.710	168.710
**D	PYRAMIS GROUP TRUST FOR EMPLOYEE BENEFIT PLANS	0	603.325	603.325
**D	HSBC GLOBAL EQUITY FUND	0	193.921	193.921
**D	FORD MOTOR COMPANY OF CANADA, LIMITED PENSION TRUST	0	44.477	44.477
**D	HSBC INTERNATIONAL EQUITY POOLED FUND	0	375.132	375.132
**D	NAV CANADA PENSION PLAN	0	61.298	61.298
**D	NAV CANADA PENSION PLAN	0	379.654	379.654
**D	NAV CANADA PENSION PLAN	0	105.336	105.336
**D	OPSEU PENSION PLAN TRUST FUND	0	51.970	51.970
**D	IWA - FOREST INDUSTRY PENSION PLAN 2100	0	367.680	367.680
**D	QUILTER INVESTORS	0	660.525	660.525
**D	LEGAL AND GENERAL EUROPEAN INDEX TRUST	0	4.498.754	4.498.754
**D	LEGAL AND GENERAL INTERNATIONAL INDEX TRUST	0	527.816	527.816
**D	LEGAL AND GENERAL GLOBAL EQUITY INDEX FUND	0	32.260	32.260
**D	LEGAL AND GENERAL FUTURE WORLD EQUITY FACTORS INDEX FUND	0	79.436	79.436
**D	LEGAL AND GENERAL FUTURE WORLD ESG DEVELOPED INDEX FUND	0	6.925	6.925
**D	RELIANCE TRUST INSTITUTIONAL RETIREMENT TRUST SERIES ELEVEN	0	3.773.237	3.773.237
**D	RELIANCE TRUST INSTITUTIONAL RETIREMENT TRUST SERIES TEN	0	2.712.052	2.712.052
**D	ROCKEFELLER CAPITAL MANAGEMENT UCIT S ICAV	0	195.158	195.158
**D	PZENA VALDE FUNDS PLC C/O SANNE	0	310.291	310.291
**D	STATE STREET GLOBAL ADVISORS GROSS ROLL UP UNIT TRUST	0	182.869	182.869
**D	SARASIN GLOBAL DIVIDEND (STERLING HEDGED)	0	521.272	521.272
**D	SARASIN GLOBAL HIGHER DIVIDEND (STERLING HEDGED)	0	610.297	610.297
**D	SARASIN GLOBALSAR - BALANCED (EUR)	0	311.300	311.300
**D	SARASIN GLOBALSAR - STRATEGIC FUND A SUB FUND OF SARASIN FUNDS ICVC	0	366.150	366.150
**D	SARASIN GLOBALSAR OPTIMA (EUR)	0	50.830	50.830
**D	PRESCIENT GLOBAL FUNDS PLC	0	46.150	46.150
**D	SARASIN IE DIVERSIFIED ENDOWMENTS FUND	0	155.907	155.907
**D	SARASIN IE GLOBAL EQUITY OPPORTUNITIES (GBP)	0	664.378	664.378
**D	BARING INVESTMENT FUNDS PLC	0	10.073	10.073
**D	BLACKROCK AUTHORISED CONTRACTUAL SCHEME I	0	6.536.882	6.536.882
**D	LEGAL AND GENERAL AUTHORISED CONTRACTUAL SCHEME	0	115.514	115.514
**D	TT INTERNATIONAL FUNDS PLC	0	44.651	44.651
**D	LEGAL AND GENERAL ICAV	0	207.698	207.698
**D	KBI INSTITUTIONAL FUND ICAV	0	747.040	747.040
**D	BRITISH COLUMBIA INVESTMENT MANAGEMENT CORPORATION	0	3.099.865	3.099.865
**D	STATE TEACHERS RETIREMENT SYSTEM OF OHIO	0	10.791.414	10.791.414
**D	SARASIN IE GLOBAL EQUITY OPPORTUNITIES (USD)	0	326.730	326.730
**D	BANCO NACIONAL DE PANAMA, ACTING AS TRUSTEE OF THE FIDEICOMISO DE FONDO DE AHORRO DE PANAMA	0	35.335	35.335

LISTA ESITO DELLE VOTAZIONE

Oggetto: Bilancio di esercizio al 31 dicembre 2019

FAVOREVOLI

Badge	Ragione Sociale	Proprio	Delega	Totale
**D	SARASIN IE GLOBALSAR - DYNAMIC (GBP)	0	1.015.000	1.015.000
**D	LGFS CENTRAL AUTHORISED CONTRACTUAL SCHEME	0	1.580.754	1.580.754
**D	UBS COMMON CONTRACTUAL FUND	0	2.648	2.648
**D	QSUPER	0	114.387	114.387
**D	TAMESIDE METROPOLITAN BOROUGH COUNCIL AS THE ADMINISTERING AUTHORITY OF THE GREATER MANCHESTER PENSION FUND	0	0	454.551
**D	454.551			
**D	LF WALES PENSION PARTNERSHIP (WALES PP) ASSET POOLING ACS UMBRELLA	0	1.919.140	1.919.140
**D	BLACKROCK UCITS CCF, BLACKROCK ASSET MANAGEMENT IRELAND LIMITED	0	515.345	515.345
**D	INTERNATIONAL BANK FOR RECONSTRUCTION AND DEVELOPMENT ON BEHALF OF THE WORLD BANK GROUP TRUST FUNDS	0	0	38.836
**D	38.836			
**D	WEST YORKSHIRE PENSION FUND	0	1.750.000	1.750.000
**D	CLEARWATER INTERNATIONAL FUND	0	84.847	84.847
**D	FIDELITY ADVISOR SERIES VIII: FIDELITY ADVISOR DIVERSIFIED INTERNATIONAL FUND	0	1.129.400	1.129.400
**D	MERSEYSIDE PENSION FUND	0	1.575.819	1.575.819
**D	UNIVEST	0	736.999	736.999
**D	STICHTING BEDRIJFSTAKPENSIOENFONDS VOOR HET SCHOONMAAK EN GLAZENWASSER SBEDELIJF	0	322.368	322.368
**D	STICHTING BEDRIJFSTAKPENSIOENFONDS VOOR HET BEROEPSVERVOER OVER DE WEG	0	601.023	601.023
**D	FUARDE AP-FONDEN	0	605.592	605.592
**D	STICHTING BEDRIJFSTAKPENSIOENFONDS ZORGVZERKEGARAARS	0	480.938	480.938
**D	SCHLUMBERGER INTERNATIONAL STAFF RETIREMENT FUND FCP-SIF	0	1.100.076	1.100.076
**D	STICHTING BEDRIJFSTAKPENSIOENFONDS VOOR HET LEVENSMIDDELENBEDRIJF	0	255.460	255.460
**D	NORTHERN TRUST UCITS FGR FUND	0	1.508.994	1.508.994
**D	ANDRA AP-FONDEN	0	1.030.880	1.030.880
**D	AMUNDI UCITS FGR FUNDS	0	23.489	23.489
**D	ROBECO INSTITUTIONAL UMBRELLA FUND	0	101.050	101.050
**D	STICHTING BEDRIJFSTAKPENSIOENFONDS VOOR DE DETAILHANDEL	0	3.473.960	3.473.960
**D	BROOKFIELD GL. LISTED INFR. UCITS FD	0	915.400	915.400
**D	BROOKFIELD RL ASSETS SECUR UCITS FD	0	33.600	33.600
**D	DANSKE INVEST SICAV EUROPA (SEK)	0	122.691	122.691
**D	DANSKE INVEST SICAV GLOBAL INDEX	0	420.224	420.224
**D	DANSKE INVEST SICAV SRI GLOBAL	0	139.897	139.897
**D	LGT SIC II EQ EMV (USD) - POOL AC	0	61.039	61.039
**D	INVESTIMO	0	318.082	318.082
**D	SARASIN IE GLOBALSAR - DYNAMIC (USD)	0	348.100	348.100
**D	SARASIN IE GLOBALSAR - INCOME (GBP)	0	155.000	155.000
**D	SARASIN IE GLOBALSAR - STRATEGIC (EUR)	0	103.400	103.400
**D	UBI SICAV (GLOBAL EQUITY)	0	690.447	690.447
**D	SARASIN IE GLOBALSAR - STRATEGIC (GBP)	0	123.039	123.039
**D	VONTREBEL ASSET MANAGEMENT S.A	0	437.328	437.328
**D	SARASIN IE GLOBALSAR - STRATEGIC (USD)	0	93.400	93.400
**D	DANSKE INVEST SICAV EUROPE	0	215.944	215.944
**D	BEFA-OCF-EUROPEAN EQUITIES POOL A	0	276.080	276.080
**D	EGPB - OCF - GLOBAL EQUITY POOL B	0	32.610	32.610

LISTA ESITO DELLE VOTAZIONE

Oggetto: Bilancio di esercizio al 31 dicembre 2019

FAVOREVOLI

Badge	Ragione Sociale	Proprio	Delega	Totale
**D	UNIVERSE THE CMI CONTINEN. EUROPEANEQUITY	0	770.557	770.557
**D	VONTOBEL FUND (CH) - VESCORE GLOBALEQUITY MULTIFACTOR OLIVIER SCHALBETTER VONTOBEL FONDS SERVICES AG	0	0	990
**D	VARIOPARTNER (CH) -3- ALPHA MEGATRENDS	0	35.923	35.923
**D	CMLA GLOBAL LOW VOLATILITY EQUITY FUND	0	77.852	77.852
**D	KB BROOKFIELD GLOBAL SUSTAINABLE NERGY INFRA SECURITIES MASTER FUND (USD) (EQUITY	0	12.100	12.100
**D	CMLA INDEXED GLOBAL SHARE FUND	0	53.982	53.982
**D	LEGAL AND GENERAL ASSURANCE PENSIONS MANAGEMENT LIMITED	0	32.622.880	32.622.880
**D	IRISH LIFE ASSURANCE.	0	8.877	8.877
**D	IRISH LIFE ASSURANCE.	0	2.531.955	2.531.955
**D	IRISH LIFE ASSURANCE.	0	33.638	33.638
**D	IRISH LIFE ASSURANCE.	0	154.101	154.101
**D	IRISH LIFE ASSURANCE.	0	1.838.704	1.838.704
**D	IRISH LIFE ASSURANCE PLC	0	150.000	150.000
**D	JUPITER RESPONSIBLE INCOME FUND	0	1.332.336	1.332.336
**D	GQG GLOBAL UCITS ICAV	0	3.246.015	3.246.015
**D	J O HAMBRO CAPITAL MANAGEMENT GLOBAL OPPORTUNITIES FUND	0	5.537.958	5.537.958
**D	STICHTING PENSIOENFONDS METAAL EN TECHNIEK MN SERVICES	0	1.500.682	1.500.682
**D	STICHTING PENSIOENFONDS METAAL EN TECHNIEK MN SERVICES	0	64.086	64.086
**D	UBS CANADA	0	5.417.611	5.417.611
**D	ZURICH LIFE ASSURANCE PLC	0	123.528	123.528
**D	COLONIAL FIRST STATE	0	26.775	26.775
**D	OLD MUTUAL GLOBAL INVESTORS	0	67.763	67.763
**D	CFSIL ATF CMLA INTERNATIONAL SHARE FUND	0	794.509	794.509
**D	STICHTING MN SERVICES AANDELENFONDS EUROPA	0	65.170	65.170
**D	LEGAL AND GENERAL INVESTMENT MANAGEMENT	0	537.936	537.936
**D	LEGAL AND GENERAL	0	84.285	84.285
**D	LEGAL AND GENERAL ASSURANCE SOCIETY LIMITED	0	15.621.196	15.621.196
**D	STANDARD LIFE ASSURANCE LIMITED	0	1.291.376	1.291.376
**D	THE TRUSTEES OF THE STANDARD LIFE SCHEME	0	367.401	367.401
**D	SLIC - EUROPEAN EQUITY GROWTH FUND	0	507.586	507.586
**D	SLIC - GLOBAL EQUITY INCOME FUND	0	18.608.686	18.608.686
**D	CITIBANK INTERNATIONAL PLC AS TRUSTEE CITIBANK INT.PLC	0	304.759	304.759
**D	INVECO POOLED INVESTMENT FUND - EUROPE FUND	0	103.093	103.093
**D	AEGON CUSTODY B.V	0	929.464	929.464
**D	AEGON CUSTODY B.V	0	469.367	469.367
**D	THE NOMURA TRUST AND BANKING CO LTD	0	18.148	18.148
**D	THE NOMURA TRUST AND BANKING CO LTD	0	34.852	34.852
**D	BERESFORD FUNDS PLC	0	1.367.064	1.367.064
**D	SLIC II - STANDARD LIFE INVESTMENTS	0	448.365	448.365
**D	SARASIN THEMATIC GLOBAL EQUITY (STERLING HEDGED)	0	312.505	312.505
**D	PRINCIPAL TRUST COMPANY (ASIA LIMITED)	0	1.199.394	1.199.394
**D	CFSIL - COMMONWEALTH GLOBAL SHARE FUND 22	0	361.060	361.060
**D	CFSIL - COMMONWEALTH GLOBAL SHARE FUND 23	0	0	0

24

324

LISTA ESITO DELLE VOTAZIONI

Oggetto: Bilancio di esercizio al 31 dicembre 2019

FAVOREVOLI

Badge	Ragione Sociale	Proprio	Delega	Totale
**D	COLONIAL FIRST STATE INVESTMENTS LIMITED	0	106.613	106.613
**D	ABERDEEN STANDARD OEIC II - ASI EUROPE EX UK INCOME EQUITY FUND	0	5.228.732	5.228.732
**D	STICHTING PGM DEPOSITARY	0	15.668.010	15.668.010
**D	MACQUARIE INVESTMENT MANAGEMENT LIMITED	0	768.075	768.075
**D	INTERNATIONAL EQUITIES FUND	0	97.409	97.409
**D	PRINCIPAL MFF EUROPEAN EQUITY FUND	0	332.712	332.712
**D	NATIONAL COUNCIL FOR SOCIAL SECURITY FUND.	0	121.476	121.476
**D	AEGON CUSTODY B.V.	0	423.000	423.000
**D	LEGG MASON INC	0	2.200	2.200
**D	CESIL - COLONIAL FIRST STATE GLOBAL ASSET MANAGEMENT MULTI SECTOR TRUST I	0	3.123	3.123
**D	SDA INTL EQUITY INDEX FD WORLD	0	211.448	211.448
**D	EATON VANCE INTERNATIONAL (IRELAND)	0	7.377	7.377
**D	CBOSC-CBGS-WGSS07	0	105.419	105.419
**D	BRICKLAYERS + TROWEL TRADES INTERNATIONAL PENSION FUND	0	94.900	94.900
**D	UNITED FOOD + COMMERCIAL WORKERS FOR EMPLOYEES	0	95.200	95.200
**D	ARCHDIOCESE OF DETROIT	0	38.334	38.334
**D	SIGNATURE GLOBAL INCOME AND GROWTH FUND	0	1.584.600	1.584.600
**D	THERADNEEDLE (LUX) COLUMBIA THREADNEEDLE INVESTMENTS	0	124.776	124.776
**D	JANUS HENDERSON CAPITAL FUNDS PLC	0	272.048	272.048
**D	CBOSC ATF CW BK GRP SUP WGS08	0	43.922	43.922
**D	FINEBRIDGE FUND SERIES FINEBRIDGE EUROPE EQUITY FUND	0	304.450	304.450
**D	SOLARI LANE TRUST	0	52.630	52.630
**D	CITIBANK INTERNATIONAL PLC	0	1.787.516	1.787.516
**D	STANDARD LIFE WEALTH ACER FUND CITIBANK INTERNATIONAL PLC	0	66.313	66.313
**D	OLD MUTUAL EUROPEAN EQUITY (EX UK FUND A SUB FUND OF OLD MUTUAL INVESTMENT FUNDS SERIES II	0	17.248	17.248
**D	JOHN HANCOCK VARIABLE INSURANCE TRUST INTERNATIONAL VALUE TRUST	0	272.870	272.870
**D	JOHN HANCOCK VARIABLE INSURANCE TRUST INTERNATIONAL EQUITY INDEX TRUST	0	290.158	290.158
**D	JOHN HANCOCK FUNDS II INTERNATIONAL VALUE FUND	0	228.671	228.671
**D	VICTORY TRIVALENT INTERNATIONAL FUND - CORE EQUITY	0	124.414	124.414
**D	LEGAL AND GENERAL COLLECTIVE INVESTMENT TRUST	0	1.878.421	1.878.421
**D	VICTORY CAPITAL INTERNATIONAL COLLECTIVE INVESTMENT TRUST	0	48.766	48.766
**D	COMMONWEALTH SPECIALIST FUND 36	0	92.296	92.296
**D	CESIL RE COLONIAL FIRST STATE INVESTMENT FUND 10	0	271.442	271.442
**D	STANDARD LIFE INVESTMENTS LIABILITY SOLUTIONS ICAV	0	180.441	180.441
**D	NEUBURG NOMINEES LIMITED INVESTORS WHOLESALÉ GLOBAL EQUITY (INDEX) TRUST	0	335.327	335.327
**D	LATVIJAS BANKA	0	99.499	99.499
**D	VICTORY RS GLOBAL FUND	0	141.881	141.881
**D	VICTORY RS INTERNATIONAL FUND	0	919.647	919.647
**D	VICTORY RS INTERNATIONAL VIP SERIES	0	410.187	410.187
**D	JOHN HANCOCK FUNDS II INTERNATIONAL STRATEGIC EQUITY ALLOCATION FUND	0	509.359	509.359
**D	MACQUARIE MULTI-FACTOR FUND	0	127.774	127.774
**D	HOTSPUR POOLED SUPERANNUATION TRUST	0	159.045	159.045
**D	VICTORYSHARES DEVELOPED ENHANCED VOLATILITY WTD INDEX ETF	0	10.091	10.091

LISTA ESITO DELLE VOTAZIONE

Oggetto: Bilancio di esercizio al 31 dicembre 2019

FAVOREVOLI

Badge	Ragione Sociale	Proprio	Delega	Totale
**D	VICTORYSHARES INTERNATIONAL VOLATILITY WTD INDEX ETF	0	29.818	29.818
**D	CITITRUST LIMITED AS TRUSTEE OF BLACKROCK PREMIER FUNDS-BLACKROCK WORLD EQUITY INDEX FUND	0	41.697	41.697
**D	INVESCO POOLED INVESTMENT FUND-GLOBAL STRATEGIC EQUITY FUND	0	86.400	86.400
**D	THE HARBORWALK PRIVATE TRUST - THEINTERNATIONAL EQUITY FUND	0	59.140	59.140
**D	STANDARD LIFE WEALTH GLOBAL EQUITY INCOME FUND	0	47.583	47.583
**D	STICHTING ALGEMEEN PENSIOENFONDS	0	331.326	331.326
**D	SOCIALLY RESPONSIBLE DEVELOPED MARKETS FUNDAMENTAL INDEX CTF	0	12.993	12.993
**D	SUN LIFE GLOBAL INVESTMENTS (CANADA) INC C/O ISS	0	208.338	208.338
**D	ABERDEEN INVESTMENT FUNDS UK ICVC II - ABERDEEN WORLD EQUITY ENHANCED INDEX FUND	0	192.524	192.524
**D	ABERDEEN INVESTMENT FUNDS UK ICVC II - ABERDEEN EUROPEAN EQUITY ENHANCED INDEX FUND	0	517.672	517.672
**D	ABERDEEN INVESTMENT FUNDS UK ICVC II - ABERDEEN EUROPEAN EQUITY TRACKER FUND	0	84.415	84.415
**D	LIFE INTERNATIONAL DESIGNATED ACTIVITY COMPANY	0	1.255.779	1.255.779
**D	USAA CAPITAL GROWTH FUND	0	534.507	534.507
**D	USAA INTERNATIONAL FUND	0	5.362.442	5.362.442
**D	USAA WORLD GROWTH FUND	0	1.377.587	1.377.587
**D	VICTORYSHARES USAA MSCI INTERNATIONAL VALUE MOMENTUM ETF	0	253.730	253.730
**D	PRINCIPAL FINANCIAL SERVICES INC. - LISTED INFRASTRUCTURE	0	59.516	59.516
**D	UBS (LUX) EQUITY SICAV - GLOBAL OPPORTUNITY (USD)	0	307.828	307.828
**D	VERDIPAPIRFONDET DNB GLOBAL IV	0	8.146.143	8.146.143
**D	VERDIPAPIRFONDET DNB MILJOINVEST	0	1.821.981	1.821.981
**D	VERDIPAPIRFONDET DNB GLOBAL INDEXS	0	415.503	415.503
**D	STANDARD LIFE WEALTH FALCON FUND	0	561.647	561.647
**D	VERDIPAPIRFONDET DNB EUROPA	0	111.266	111.266
**D	USAA MUTUAL FUNDS TRUST	0	88.860	88.860
**D	UBS FUND MGT (CH) AG VAAKEU / CH0066	0	441.333	441.333
**D	MANDATORY PROVIDENT FUND SCHEMES	0	10.608	10.608
**D	TIMOTHY PLAN INTERNATIONAL ETF	0	17.577	17.577
**D	UNITED ACCUMULATIVE PENSION FUND JOINT STOCK COMPANY	0	39.088	39.088
**D	SYKEHELPS-OG PENSJONSORDNING FOR. LEGER	0	13.556	13.556
**D	THE GRAUSTEIN TRUSTS PARTNERSHIP	0	10.499	10.499
**D	THE GUILFORD GLAZER NON-EXEMPT MARITAL TRUST	0	80.530	80.530
**D	POINT72 ASSOCIATES LLC - ESEU C/O THE CORPORATION TRUST COMPANY	0	1.745.703	1.745.703
**D	JANUS HENDERSON INTECH EQUITY MARKET NEUTRAL FUND LIMITED	0	977.684	977.684
**D	STRATRA MASTER INVESTORS (CAYMAN) L.P.	0	33	33
**D	PANAGORA ASSET MANAGEMENT INC.	0	3.646	3.646
**D	LAZARD ASSET MANAGEMENT LLC QUANTITATIVE EQUITY FUNDS	0	2.275	2.275
**D	TUDOR SYSTEMATIC TACTICAL TRADING LTD - SERGEY C/O TUDOR INVESTMENT CORPORATION	0	1.267	1.267
**D	HANSJOERG WYSS REVOCABLE TRUST UAD	0	29.381	29.381
**D	THE HARRY L. BRADLEY JR. TRUSTS MASTER INVESTMENT PARTNERSHIP LLP C/O JACOBUS WEALTH MANAGEMENT	0	117.869	117.869
**D	THE JEUT MASTER INVESTMENT PARTNERSHIP LLP C/O JACOBUS WEALTH MANAGEMENT	0	276.873	276.873
**D	ATLAS ENHANCED MASTER FUND LTD. C/O MAPLES CORPORATE SERVICES LIMITED	0	16.179	16.179
**D	ATLAS MASTER FUND LTD. C/O MAPLES CORPORATE SERVICES LIMITED	0	181	181
**D	NOVA SCOTIA HEALTH EMPLOYEES' PENSION PLAN	0	59.641	59.641

4143

94

326

LISTA ESITO DELLE VOTAZIONE

Oggetto: Bilancio di esercizio al 31 dicembre 2019

FAVOREVOLI

Badge	Ragione Sociale	Proprio	Delega	Totale
**D	MANULIFE SOBEYS GLOBAL EQUITY FUND	0	245.000	245.000
**D	MANULIFE GLOBAL INFRASTRUCTURE FUND	0	529.200	529.200
**D	REGIME DE RETRAITE DES COLS BLEUS DE LA VILLE DE MONTREAL	0	88.877	88.877
**D	SENTRY GLOBAL INFRASTRUCTURE PRIVATE TRUST	0	81.914	81.914
**D	SENTRY GLOBAL INFRASTRUCTURE FUND	0	1.689.050	1.689.050
**D	REGIME DE RETRAITE DE L'UNIVERSITE DU QUEBEC TOUR DE LA CITE	0	42.911	42.911
**D	MANULIFE INTERNATIONAL STOCK FUND UT	0	657.458	657.458
**D	RBC QUANT EAFE EQUITY LEADERS ETF	0	8.916	8.916
**D	RBC QUANT EUROPEAN DIVIDEND LEADERS ETF	0	18.434	18.434
**D	RBC QUBE LOW VOLATILITY GLOBAL EQUITY FUND	0	2.345.814	2.345.814
**D	RBC O SHAUGHNESSY GLOBAL EQUITY FUND	0	53.901	53.901
**D	RBC O SHAUGHNESSY INTERNATIONAL EQUITY FUND	0	118.919	118.919
**D	THE PUBLIC INSTITUTION FOR SOCIAL SECURITY	0	533.811	533.811
**D	SL MFS LOW VOL INTL EQ FD	0	14.420	14.420
**D	CWB ONYX GLOBAL EQUITY FUND	0	75.233	75.233
**D	IA CLARINGTON GLOBAL VALUE FUND 1080 SUCC TERMINUS	0	100.000	100.000
**D	CC AND L ALTERNATIVE GLOBAL EQUITY FUND	0	2.325	2.325
**D	NEIMC EAFE EQUITY INDEX FUND	0	202.720	202.720
**D	MUNICIPAL EMPLOYEES PENSION PLAN C/O GLASS LEWIS AND CO	0	71.435	71.435
**D	MUNICIPAL EMPLOYEES PENSION PLAN C/O ISS	0	220.542	220.542
**D	PUBLIC EMPLOYEES PENSION PLAN C/O ISS	0	756.716	756.716
**D	RBC QUBE STABLE DIVIDEND GLOBAL	0	32.886	32.886
**D	MANULIFE GLOBAL INFRASTRUCTURE CLASS	0	118.000	118.000
**D	NEIMC EAFE EQUITY INDEX FUND - CLASS N	0	11.316	11.316
**D	IAC INTERNATIONAL EQUITY FD	0	10.000	10.000
**D	PAVILION INTERNATIONAL FOCUSED EQUITY POOL	0	55.552	55.552
**D	THE REPRESENTATIVE CHURCH BODY	0	170.587	170.587
**D	HEXAVEST EUROPE FUND	0	795.341	795.341
**D	PERPETUAL ECONOMIC DIVERSIFICATION GLOBAL EQUITY FUND	0	109.651	109.651
**D	AMUNDI CANADA INC C/O ISS	0	20.610	20.610
**D	INDUSTRIAL ALLIANCE INSURANCE AND FINANCIAL SERVICES INC.	0	15.143	15.143
**D	FUT15 FONDS INDUSTRIELLE ALLIANCE	0	27.000	27.000
**D	CI SIGNATURE CANADIAN BALANCED FUND	0	313.339	313.339
**D	EL FINANCIAL CORPORATION LIMITED	0	456.000	456.000
**D	DOFASCO SUPPLEMENTARY RETIREMENT INCOME PLAN	0	55.139	55.139
**D	BROOKFIELD PUBLIC SECURITIES GROUP LLC C/O ISS	0	189.200	189.200
**D	BROOKFIELD GLOBAL LISTED INFRASTRUCTURE CANADIAN POOLED FUND	0	739.400	739.400
**D	SHORT BROTHERS CIF TRUSTEE LIMITED	0	204.400	204.400
**D	SHORT BROTHERS CIF TRUSTEE LIMITED	0	25.870	25.870
**D	SHORT BROTHERS CIF TRUSTEE LIMITED	0	206.061	206.061
**D	BOMBARDIER TRUST (CANADA) GLOBAL	0	67.676	67.676
**D	BOMBARDIER TRUST (CANADA) REAL RETURN ASSETS FUND BOMBARDIER INC	0	304.500	304.500
**D	THE BOMBARDIER TRUST (UK)	0	117.000	117.000

327

LISTA ESITO DELLE VOTAZIONE

Oggetto: Bilancio di esercizio al 31 dicembre 2019

FAVOREVOLI

Badge	Ragione Sociale	Proprio	Delega	Totale
**D	THE BOMBARDIER TRUST (UK)	0	24.638	24.638
**D	THE BOMBARDIER TRUST (UK)	0	193.399	193.399
**D	CI CORPORATE CLASS LIMITED	0	812.352	812.352
**D	SIGNATURE INCOME AND GROWTH FUND	0	987.632	987.632
**D	TOWERS WATSON COMMON CONTRACTUAL FUND	0	9.300.151	9.300.151
**D	UBI SICAV - GLOBAL INFRASTRUCTURE	0	413.539	413.539
**D	SIGNATURE CANADIAN BALANCED FUND	0	568.722	568.722
**D	SIGNATURE DIVIDEND FUND	0	199.720	199.720
**D	CI GLOBAL FUND	0	145.378	145.378
**D	SIGNATURE SELECT CANADIAN FUNO	0	853.744	853.744
**D	SIGNATURE GLOBAL DIVIDEND FUND	0	479.300	479.300
**D	THE ENDEAVOUR II FUND	0	21.993	21.993
**D	TRIASIMA ALL COUNTRY WORLD EQUITYFUND	0	14.800	14.800
**D	RBC DEXIA TORONTO POOLED CLIENTS A/C	0	8.035	8.035
**D	WELLINGTON TRUST COMPANY NATIONAL ASSOCIATE MULTIPLE COMMON TRUST UNDS - CTF GLOBAL MANAGED RISK PLUS II PORTFOLIO	0	0	70.864
**D	XPO LOGISTICS RETIREMENT MASTER TRUST	0	143.056	143.056
**D	ECOFIN WATER AND POWER OPPORTUNITIES PLC CO BNP PARIBAS SECURITIES SERVICES	0	1.435.708	1.435.708
**D	WELLINGTON MANAGEMENT COMPANY LLP	0	1.134.653	1.134.653
**D	ATLAS MASTER LTD	0	48.609	48.609
**D	MAPLES CORPORATE SERVICES LIMITED	0	26.964	26.964
**D	LSVIEHE, LSV2EHE	0	12.600	12.600
**D	LAZARD ASSET MANAGEMENT LLC C/O LAARD ASSET MANAGEMENT LLC - EUROPEAN LONG/SHORT	0	65.515	65.515
**D	BENTON INVESTMENT FUND	0	62.553	62.553
**D	RBC QUANT GLB INFRA LD ETF	0	8.822	8.822
**D	PRIVATE CLIENT INTL EQ PORT II	0	734.185	734.185
**D	PC INTL EQUITY INC AND GROWTH PT	0	451.133	451.133
**D	THE SHAKESPEARE HEAD FUND	0	117.561	117.561
**D	GREENCHIP GLOBAL EQUITY FUND	0	425.000	425.000
**D	NEW STAR EAFE FUND	0	99.073	99.073
**D	DOFASCO EMPLOYEES SAVINGS AND PROFITS SHARING FUND	0	10.374	10.374
**D	RBC PRIVATE WORLD EQUITY POOL	0	401.909	401.909
**D	BOMBARDIER TRUST (CANADA) GLOBAL EQUITIES FUND	0	501.870	501.870
**D	CI INCOME ADVANTAGE FUND	0	480.500	480.500
**D	CASTLEROCK ENHANCED YIELD FUND	0	1.688.270	1.688.270
**D	ALDER INVESTMENT FUND	0	101.640	101.640
**D	KAYNE ANDERSON CAPITAL ADVISORS LP	0	59.120	59.120
**D	LOCKHEED MARTIN CORPORATION MASTER RETIREMENT TRUST.	0	889.538	889.538
**D	AEGON CUSTODY B.V.	0	821.202	821.202
**D	AEGON CUSTODY B.V.	0	325.439	325.439
**D	AEGON CUSTODY B.V.	0	1.046.424	1.046.424
**D	AEGON CUSTODY B.V.	0	24.658	24.658
**D	THE UNITED CHURCH OF CANADA PENSION PLAN	0	109.800	109.800

91

328

LISTA ESITO DELLE VOTAZIONE

Oggetto: Bilancio di esercizio al 31 dicembre 2019

FAVOREVOLI

Badge	Ragione Sociale	Proprio	Delega	Totale
**D	GOVERNMENT OF NORWAY	0	242.491.304	242.491.304
**D	RECLSB PHITRUST ACTIVE INVITORS EU	0	19.422	19.422
**D	THE ARROWSTREET COMMON CONTRACTUAL FUND	0	2.858.653	2.858.653
**D	DWS INVESTMENT GMBH FOR VERMOEGENSMANAGEMENT	0	381.090	381.090
**D	DWS INVESTMENT GMBH FOR ALBATROS FONDS	0	35.429	35.429
**D	DWS INVESTMENT GMBH FOR DWS EUROPE DYNAMIC	0	55.451	55.451
**D	DWS INVESTMENT GMBH FOR DWS Q1 LOWVOL EUROPE	0	619.842	619.842
**D	DWS INVESTMENT GMBH FOR E. ON AKTIENFONDS DWS	0	75.000	75.000
**D	DWS INVESTMENT GMBH FOR DWS VORSORGE AS (DYNAMIK)	0	259.352	259.352
**D	DWS INVESTMENT GMBH FOR LOEWEN AKTIENFONDS	0	55.000	55.000
**D	DWS INVESTMENT GMBH FOR DWS VORSORGE AS FLEX	0	106.016	106.016
**D	DWS INVESTMENT GMBH FOR DYNAMIC EUROPE BALANCE	0	72.283	72.283
**D	DWS INVESTMENT GMBH FOR DWS Q1 EUROZONE EQUITY	0	329.050	329.050
**D	DWS INVESTMENT GMBH FOR DWS Q1 EUROPEAN EQUITY	0	110.223	110.223
**D	DWS INVESTMENT GMBH FOR MULTI-INDEX EQUITY FUND	0	61.836	61.836
**D	DWS INVEST. MIT TELIGESE. FOR FIX INC AND ALT	0	368.613	368.613
**D	ISHARES II PUBLIC LIMITED COMPANY	0	24.278.419	24.278.419
**D	ISHARES PUBLIC LIMITED COMPANY	0	3.393.848	3.393.848
**D	ISHARES V PUBLIC LIMITED COMPANY	0	661.965	661.965
**D	ISHARES III PUBLIC LIMITED COMPANY	0	7.005.947	7.005.947
**D	ISHARES VI PUBLIC LIMITED COMPANY	0	1.194.749	1.194.749
**D	ISHARES IV PUBLIC LIMITED COMPANY	0	3.085.175	3.085.175
**D	ISHARES VII PLC	0	18.563.050	18.563.050
**D	BLACKROCK AM DE AG FOR ISHS CORE EURO STOXX 50 UCITS ETF (DE)	0	16.175.868	16.175.868
**D	BLACKROCK AM DE FOR ISHARES EURO STOXX UCITS ETF (DE)	0	2.075.989	2.075.989
**D	BLACKROCK AM DE FOR ISHARES STOXX EUROPE 50 UCITS ETF (DE)	0	391.918	391.918
**D	BLACKROCK AM DE FOR ISHS STOXX EUROPE LARGE 200 UCITS ETF	0	94.188	94.188
**D	BLACKROCK AM DE FOR ISHARES STOXX EUROPE 600 UCITS ETF (DE)	0	5.431.153	5.431.153
**D	ISHARES I INV MIT TGV F ISHS ST EUROPE 600 UTILITIES UCITS ETF	0	6.481.589	6.481.589
**D	XEROX CORPORATION RETIREMENT & SAVINGS PLAN	0	119.200	119.200
**D	TEACHERS' RETIREMENT SYSTEM OF THE STATE OF ILLINOIS	0	1.761.514	1.761.514
**D	TEACHERS' RETIREMENT SYSTEM OF THE STATE OF ILLINOIS	0	3.382.127	3.382.127
**D	KAISER PERMANENTE GROUP TRUST	0	2.338.627	2.338.627
**D	KAISER FOUNDATION HOSPITALS	0	776.154	776.154
**D	FIDELITY INVESTMENT TRUST: FIDELITY TOTAL INT EQUITY FUND	0	81.100	81.100
**D	FIDELITY RUTLAND SQUARE TRUST II: STRAT ADV FID INTL FUND	0	693.784	693.784
**D	FIDELITY INVESTMENT TRUST: FIDELITY SERIES INTVALUE FUND	0	36.083.150	36.083.150
**D	FIDELITY INVESTMENT TRUST: FIDELITY INTER CAPITAL APP K6 FUND	0	1.058.300	1.058.300
**D	FIDELITY INVESTMENT TRUST: FIDELITY FLEX INTERNATIONAL FUND	0	78.633	78.633
**D	FIDELITY RUTLAND SQUARETRUST II: STRATEGIC ADVISERS INT	0	1.947.000	1.947.000
**D	BRNEI INVESTMENT AGENCY	0	64.650	64.650
**D	INTERNATIONALE KAPITALANLAGESELLSCHAFT MBH FOR ANP	0	18.436	18.436
**D	LAUDUS INTERNATIONAL MARKETMASTERS FUND	0	226.739	226.739

Assemblea Ordinaria del 14 maggio 2020

LISTA ESITO DELLE VOTAZIONE

Oggetto: Bilancio di esercizio al 31 dicembre 2019

FAVOREVOLI

Badge	Regione Sociale	Proprio	Delega	Totale
**D	SCHWAB INTERNATIONAL EQUITY ETF	0	9.838.108	9.838.108
**D	SCHWAB FUNDAMENTAL INTERNATIONAL LARGE COMPANY INDEX ETF	0	3.501.961	3.501.961
**D	SANFORD C BERNSTEIN FUND INC- TAX MANAGED INTL PTF	0	5.117.370	5.117.370
**D	AB CANADA GLOBAL STRATEGIC CORE EQUITY FUND	0	722.810	722.810
**D	AB CANADA INTL VALUE EQUITY (CAP-WEIGHTED, UNHEGED) FUND	0	138.460	138.460
**D	AB TRUST - AB INTERNATIONAL VALUE FUND	0	371.380	371.380
**D	DUPONT PENSION TRUST	0	188.643	188.643
**D	JOHN HANCOCK ENDURING EQUITY FUND	0	2.023.567	2.023.567
**D	JOHN HANCOCK VAR INS TRUST STRATEGIC EQUITY ALLOCATION	0	1.692.079	1.692.079
**D	JOHN HANCOCK FUNDS II STRATEGIC EQUITY ALLOCATION FUND	0	825.422	825.422
**D	JOHN HANCOCK DISCIPLINED VALUE INTERNATIONAL FUND	0	1.717.853	1.717.853
**D	PENSION BENEFIT GUARANTY CORPORATION	0	892.732	892.732
**D	INTERNATIONALE KAPITAL MEK FOR LH-PRIVATRENTE-AKTIE	0	500.000	500.000
**D	INTERNATIONAL PAPER CO COMMINGLED INVESTMENT GROUP	0	1.521.309	1.521.309
**D	BMO DISCIPLINED INTERNATIONAL EQUITY FUND	0	163.840	163.840
**D	LAZARD ASSET MANAGEMENT LLC	0	11.637	11.637
**D	LAZARD INTERNATIONAL EQUITY SELECT PORTFOLIO	0	193.015	193.015
**D	LAZARD RETIREMENT INTERNATIONAL EQUITY PORTFOLIO	0	360.701	360.701
**D	LAZARD GLOBAL STRATEGIC EQUITY PORTFOLIO	0	6.040	6.040
**D	LAZARD INTERNATIONAL EQUITY ADVANTAGE PORTFOLIO	0	5.354	5.354
**D	LAZARD REAL ASSETS AND PRICING OPPORTUNITIES	0	4.556	4.556
**D	LAZARD ESC INTERNATIONAL STRATEGIC EQUITY	0	25.815	25.815
**D	DEKA INVESTMENT GMBH FOR SFT 3-FONDS	0	68.306	68.306
**D	ALLIANZ GLOBAL INVESTORS GMBH FOR DBI-FONDS SFT 4	0	92.963	92.963
**D	J & J PENSION FUND OFF	0	313.087	313.087
**D	MFS VARIABLE INSURANCE TRUST - MFS UTILITIES SERIES	0	4.721.794	4.721.794
**D	GOLDMAN SACHS TRST II-GOLDMAN SACHS MULTI-MNGR GLOBAL	0	7.015	7.015
**D	GOLDMAN SACHS TRUST II - GOLDMAN SACHS MULTI-MANAGER ALT F	0	61.558	61.558
**D	GOLDMAN SACHS TRUST II-GOLDMAN SACHS M-M REAL ASSETS STRAT	0	72.947	72.947
**D	GOLDMAN SACHS TRUST - GOLDMAN SACHS GLOBAL	0	21.218	21.218
**D	GOLDMAN SACHS TRUST II GOLDMAN SACHS GOG PART INTL OFF FD	0	15.002.364	15.002.364
**D	OREGON PUBLIC EMPLOYEES RETIREMENT SYSTEM	0	3.939.030	3.939.030
**D	ALLIANZBERNSTEIN GLOBAL RISK ALLOCATION FUND INC	0	10.639	10.639
**D	AB CAP FUND, INC. - AB ALL MARKET INCOME PORTFOLIO	0	24.086	24.086
**D	BERNSTEIN FUND, INC. - INTERNATIONAL STRATEGIC EQUITIES PTF	0	12.617.970	12.617.970
**D	AB BOND FUND, INC. - AB ALL MARKET REAL RETURN PORTFOLIO	0	427.620	427.620
**D	AB COLLECTIVE INVESTMENT TRUST SERIES	0	932.785	932.785
**D	ALLIANZBERNSTEIN VAR PROD SER F INC.ALLIANCE DYN ASSET	0	88.110	88.110
**D	AB VARIABLE PROD SERIES FUND, INC. - AB INT VALUE PORTFOLIO	0	862.050	862.050
**D	AB VARIABLE PROD SERIES FD, INC.-AB BALANCED WEALTH STG	0	17.052	17.052
**D	RUSSELL TRUST CO COMMINGLED EMPLOYEE BENEFIT FUNDS TRUST	0	1.736.072	1.736.072
**D	INVESCO V.I. GLOBAL CORE EQUITY FUND	0	180.932	180.932
**D	ALLIANZ GLOBAL INVESTORS GMBH FOR ALLIANZGI-FONDS INDU	0	18.623	18.623

LISTA ESITO DELLE VOTAZIONE
 Oggetto: Bilancio di esercizio al 31 dicembre 2019

FAVOREVOLI

Badge	Ragione Sociale	Proprio	Delega	Totale
**D	ALLIANZ GLOBAL INVESTORS GMBH FOR DBI-FONDS ANDUS	0	550.000	550.000
**D	THE MASTER TRUST BK OF JP LTD: HITACHI FOREIGN EQ INDEX MF	0	211.090	211.090
**D	SPDR MSCI WORLD QUALITY MIX FUND	0	1.302	1.302
**D	GMAM GROUP PENSION TRUST III	0	885.056	885.056
**D	GMAM INVESTMENT FUNDS TRUST	0	264.891	264.891
**D	GMAM INVESTMENT FUNDS TRUST	0	532.900	532.900
**D	GMAM GROUP PENSION TRUST II	0	423.939	423.939
**D	GMAM GROUP PENSION TRUST II	0	117.208	117.208
**D	IBM RETIREMENT PLAN	0	41.010	41.010
**D	INVECO INTERNATIONAL CORE EQUITY FUND	0	276.893	276.893
**D	ALLIANZ GLOBAL INV GMBH FOR ALLIANZGI-FONDS SFT2	0	135.021	135.021
**D	INSTITUTIONAL RETIREMENT TRUST	0	42.774	42.774
**D	DWS INVESTMENT GMBH FOR DEAM FONDS BBS	0	39.100	39.100
**D	INTERNATIONALE KAPITALANLAGEGESELLSCHAFT MBB FOR NAEV	0	752.289	752.289
**D	THORNEURG GLOBAL INVESTMENT PLC	0	144.851	144.851
**D	ARIZONA STATE RETIREMENT SYSTEM	0	561.480	561.480
**D	GLOBAL LOW VOLATILITY EQUITY FUND, LLC	0	26.780	26.780
**D	AB FUND N.V.	0	842.922	842.922
**D	AMERICAN BAR ASSOCIATION MEMBERS/MTC	0	68.500	68.500
**D	AMERICAN CENTURY WORLD MUTUAL FUNDS, INC. INTL VALUE F	0	46.864	46.864
**D	AMERICAN CENTURY WORLD MUTUAL FUNDS INC - NT INT VALUE	0	810.873	810.873
**D	AMERICAN CENTURY RETIREMENT DATE TRUST	0	422.589	422.589
**D	JP TR SERV BK LTD ATF MATB MSCI KOKUSAI INDEX MOTHER F	0	43.110	43.110
**D	AXA IM SMART MATCHING SOLUTIONS PUBLIC LIMITED	0	28.883	28.883
**D	REAVESUTILITYINCOMEFUNDFUND	0	4.217.021	4.217.021
**D	ANIMA FUNDS PLC	0	2.103.991	2.103.991
**D	THE MASTER TRUST BK OF JP LTD ATF INVECO OVERSEAS EQ OPEN M	0	9.641	9.641
**D	THE MASTER TRUST BK OF JP RE F RUSSELL INV (JP) INTL EQUITY F	0	58.686	58.686
**D	ARCHITAS MULTI-MANAGER GLOBAL FUNDS UNIT TRUST	0	31.278	31.278
**D	ARCHITAS MULTI-MANAGER GLOBAL FUNDS UNIT TRUST	0	70.121	70.121
**D	AXA INVESTMENT MANAGERS DEUTSCHLAND GMBH	0	29.237	29.237
**D	AXA ROSENBERG EQUITY ALPHA TRUST	0	263.847	263.847
**D	STATE OF ALASKA RETIREMENT AND BENEFITS PLANS	0	412.675	412.675
**D	THE WALT DISNEY COMPANY RETIREMENT PLAN MASTER TRUST.	0	150.259	150.259
**D	BMO MSCI EAFE INDEX ETF	0	1.712.494	1.712.494
**D	THE MASTER TRUST BK OF JP LTD: RUSSELL GBL ENVIR TECH FUND	0	18.309	18.309
**D	TIAA-CREF QUANT INTERNATIONAL EQUITY FUND	0	1.867.559	1.867.559
**D	COLLEGE RETIREMENT EQUITIES FUND	0	2.351.453	2.351.453
**D	TIAA-CREF SOCIAL CHOICE INTERNATIONAL EQUITY FUND	0	403.784	403.784
**D	TEACHERS INSURANCE AND ANNUITY ASSOCIATION OF	0	2.834	2.834
**D	BRIGHTHOUSE FUNDS TRUST I - AB GLOBAL DYNAMIC ALLOCATION	0	703.653	703.653
**D	BRIGHTHOUSE FUNDS TRUST I - SCHRODERS GLOBAL MULTI-ASSET	0	34.903	34.903
**D	BRIGHTHOUSE FUNDS TRUST I - JPMORGAN GBL ACTIVE ALL	0	394.753	394.753

332

4148

LISTA ESITO DELLE VOTAZIONI

Oggetto: Bilancio di esercizio al 31 dicembre 2019

FAVOREVOLI

Badge	Ragione Sociale	Proprio	Delega	Totale
**D	UBS (US) GROUP TRUST	0	483.024	483.024
**D	UAW RETIREE MEDICAL BENEFITS TRUST	0	1.298.727	1.298.727
**D	THE ALPHAGEN EUROPEAN BEST IDEAS FUND, LLC	0	715.831	715.831
**D	CENTRAL PROVIDENT FUND BOARD	0	14.645	14.645
**D	FIDUCIE GLOB DES REGIMES DE RETR DE LA SOC TRANSPORT	0	86.500	86.500
**D	DESJARDINS GLOBAL BALANCED STRATEGIC INCOME FUND	0	26.079	26.079
**D	NEI INTERNATIONAL EQUITY FUND	0	230.400	230.400
**D	FIDUCIE GLOB DES REGIMES DE RETR DE LA SOC TRANSPORT	0	135.110	135.110
**D	NEI GLOBAL EQUITY POOL	0	125.244	125.244
**D	CALVERT IMPACT FUND, INC. - CALVERT GLOBAL ENERGY SOLUTIONS FD	0	100.291	100.291
**D	CALVERT VP EAFE INTERNATIONAL INDEX PORTFOLIO	0	67.387	67.387
**D	CALVERT RESP INX SRS, INC.-CLVRT DVD MKRKS EX-U.S. RSP INX FD	0	126.667	126.667
**D	XTRACKER (IE) PUBLIC LIMITED COMPANY	0	1.448.320	1.448.320
**D	CALSSE DE DEPOT ET PLACEMENT DU QUEBEC	0	4.965.293	4.965.293
**D	AMERICAN BEACON ADVISORS COLLECTIVE INVESTMENT TRUST	0	654.255	654.255
**D	AMERICAN BEACON INTERNATIONAL EQUITY FUND	0	2.367.945	2.367.945
**D	AMERICAN BEACON DIVERSIFIED FUND	0	133.777	133.777
**D	THE REGENTS OF THE UNIVERSITY OF CALIFORNIA	0	3.838.993	3.838.993
**D	FIDELITY SELECT GLOBAL EQUITY INSTITUTIONAL TRUST	0	36.035	36.035
**D	FIDELITY SELECT INTERNATIONAL EQUITY INSTITUTIONAL TRUST	0	206.553	206.553
**D	FIDELITY INTERNATIONAL LOW VOLATILITY EQUI	0	22.758	22.758
**D	FIDELITY SELECT GLOBAL PLUS ALL CAP EQUITY INSTIT TRUST	0	32.950	32.950
**D	MERCER FFTC NON-US EQUITY INVESTMENT PORTFOLIO LLC	0	115.300	115.300
**D	MERCER FFTC NON-US EQUITY INVESTMENT PORTFOLIO LLC	0	6.963	6.963
**D	EATON VANCE TAX-MANAGED GLOBAL BUY-WRITE OPPORTUNITIES	0	226.448	226.448
**D	PARAMETRIC INTERNATIONAL EQUITY FUND	0	242.788	242.788
**D	EATON VANCE RICHARD BERNSTEIN ALL ASSET STRATEGY FUND	0	127.008	127.008
**D	SOJECI II LTEE	0	55.000	55.000
**D	EATON VANCE HEXAVEST GLOBAL EQUITY FUND	0	6.279	6.279
**D	EATON VANCE HEXAVEST INTERNATIONAL EQUITY FUND	0	11.892	11.892
**D	FUNDO DE SEGURANCA SOC GOV. DA REGIAO ADM. ESPECIAL DE	0	251.012	251.012
**D	FRANKLIN LIBERTYSHARES ICAY	0	23.907	23.907
**D	TAX - MANAGED INTERNATIONAL EQUITY PORTFOLIO	0	29.175	29.175
**D	HARBOR OVERSEAS FUND	0	28.931	28.931
**D	MERCER GE INTERNATIONAL EQUITY FUND	0	281.105	281.105
**D	MERCER GE INTERNATIONAL EQUITY FUND	0	198.800	198.800
**D	ALLIANZ VALEURS DURABLES	0	2.500.000	2.500.000
**D	ALLIANZ EPARGNE ACTIONS ISR SOLIDAIRE	0	132.000	132.000
**D	ALLIANZ ACTIONS EURO CONVICTIONS	0	2.104.000	2.104.000
**D	RUSSELL INVESTMENT COMPANY RUSSELL TAX-MANAGED INTEL EQ FUND	0	947.176	947.176
**D	RUSSELL INVESTMENT COMPANY RUSSELL GLOBAL	0	234.952	234.952
**D	RUSSELL INVESTMENT COMPANY RUSSELL MULTI-STRATEGY	0	68.199	68.199
**D	RUSSELL INVESTMENT COMPANY MULTIFACTOR INTERNATIONAL EQUITY	0	129.158	129.158

332

4448

91

LISTA ESITO DELLE VOTAZIONE

Oggetto: Bilancio di esercizio al 31 dicembre 2019

FAVOREVOLI

Badge	Regione Sociale	Proprio	Delega	Totale
**D	GMO FUNDS PLC GMO GLOBAL EQUITY ALLOCATION	0	64.358	64.358
**D	GMO FUNDS PLC GMO GLOBAL REAL RETURN (UCITS) FUND	0	1.372.112	1.372.112
**D	CATHAY LIFE INSURANCE CO LTD	0	24.776	24.776
**D	MARQUIS INSTITUTIONAL GLOBAL EQUITY PORTFOLIO	0	46.688	46.688
**D	HARTFORD MULTIFACTOR INTERNATIONAL FUND	0	1.036	1.036
**D	RUSSELL INVESTMENT COMPANY MULTI-ASSET GROWTH STRATEGY	0	42.755	42.755
**D	RUSSELL INVESTMENT COMPANY TAX-MANAGED REAL ASSETS	0	92.775	92.775
**D	HEXAVEST EAFE EQUITY FUND	0	99.050	99.050
**D	HEXAVEST ACWI EQUITY FUND	0	20.186	20.186
**D	HEXAVEST WORLD EQUITY FUND	0	139.495	139.495
**D	TRANSAMERICA INTERNATIONAL STOCK	0	293.112	293.112
**D	TRANSAMERICA JPMORGAN TACTICAL ALLOCATION VP	0	167.093	167.093
**D	TRANSAMERICA INTERNATIONAL EQUITY INDEX VP	0	29.530	29.530
**D	BMO GLOBAL LOW VOLATILITY EQUITY FUND	0	44.077	44.077
**D	TRANSAMERICA GLOBAL EQUITY	0	215.031	215.031
**D	BMO ALTERNATIVE STRATEGIES FUND	0	19.334	19.334
**D	HOUSTON MUNICIPAL EMPLOYEES PENSION SYSTEM	0	9.192	9.192
**D	ICON INTERNATIONAL EQUITY FUND	0	101.600	101.600
**D	TANGERINE BALANCED INCOME PORTFOLIO	0	20.259	20.259
**D	TANGERINE BALANCED GROWTH PORTFOLIO	0	132.741	132.741
**D	TANGERINE EQUITY GROWTH PORTFOLIO	0	127.058	127.058
**D	MAINSTAY VP CUSHING RENAISSANCE ADVANTAGE PORTFOLIO	0	143.880	143.880
**D	MASSMUTUAL SELECT BLACKROCK GLOBAL ALLOCATION VP	0	108.096	108.096
**D	TRANSAMERICA BLACKROCK GLOBAL ALLOCATION VP	0	488.599	488.599
**D	MERCER GLOBAL LOW VOLATILITY EQUITY FUND	0	1.089.051	1.089.051
**D	MM MSCI EAFE INTERNATIONAL INDEX FUND	0	29.169	29.169
**D	GMO INVESTMENTS ICAV/ GMO CLIMATE CHANGE INVESTMENT	0	130.476	130.476
**D	GMO CLIMATE CHANGE FUND	0	386.423	386.423
**D	GMO INTERNATIONAL EQUITY FUND	0	298.591	298.591
**D	GMO TAX-MANAGED INTERNATIONAL EQUITIES FUND	0	10.187.813	10.187.813
**D	RUSSELL INVESTMENT COMPANY IV PLC	0	151.670	151.670
**D	RUSSELL INVESTMENT COMPANY PLC	0	66.231	66.231
**D	JNL/ALLIANCEBERNSTEIN DYNAMIC ASSET ALLOCATION FUND	0	820.536	820.536
**D	JNL/BCOSTON PARTNERS GLOBAL LONG SHORT EQUITY FUND	0	126.765	126.765
**D	JNL/LAZARD INTERNATIONAL STRATEGIC EQUITY FUND	0	32.081	32.081
**D	JNL/MELLON CAPITAL MSCI WORLD INDEX FUND	0	663.970	663.970
**D	JNL/MELLON CAPITAL EUROPEAN 30 FUND	0	309.642	309.642
**D	JNL/MELLON CAPITAL MSCI WORLD INDEX FUND	0	62.964	62.964
**D	SUNAMERICA SERIES TRUST - SA FIDELITY INST AM INT GROWTH	0	517.500	517.500
**D	OPENWORLD PUBLIC LIMITED COMPANY	0	705.394	705.394
**D	RUSSELL INVESTMENT COMPANY V PLC	0	128.866	128.866
**D	RUSSELL INVESTMENTS INSTITUTIONAL FUNDS PLC	0	35.490	35.490
**D	MULTI-STYLE MULTI-MANAGER FUNDS PLC	0	103.963	103.963


333

12

LISTA ESITO DELLE VOTAZIONE
 Oggetto: Bilancio di esercizio al 31 dicembre 2019

FAVOREVOLI

Badge	Ragione Sociale	Proprio	Delega	Totale
**D	STATE STREET GLOBAL ALL CAP EQUITY EX-US INDEX PORTFOLIO	0	739.565	739.565
**D	STATE STREET INTERNATIONAL DEVELOPED EQUITY	0	2.046.180	2.046.180
**D	NEBRASKA PUBLIC EMPLOYEES RETIREMENT SYSTEMS	0	962.612	962.612
**D	CISCO SYSTEMS FOUNDATION	0	29.483	29.483
**D	INVESCO GLOBAL TARGETED RETURNS FUND	0	6.162	6.162
**D	INVESCO GLOBAL MARKET NEUTRAL FUND	0	1.455	1.455
**D	INVESCO GLOBAL CORE EQUITY FUND	0	1.827.025	1.827.025
**D	LOS ANGELES COUNTY EMPLOYEES RETIREMENT ASSOCIATION	0	3.430.675	3.430.675
**D	INTERNATIONALE KAPITALANLAGEGESELLSCHAFT MBH FOR DC	0	1.020.212	1.020.212
**D	SPDR PORTFOLIO MSCI GLOBAL STOCK MARKET ETF	0	30.509	30.509
**D	SPDR MSCI EAFE STRATEGICFACTORS ETF	0	111.842	111.842
**D	SPDR MSCI WORLD STRATEGICFACTORS ETF	0	2.134	2.134
**D	HARTFORD MULTIFACTOR DEVELOPED MARKETS	0	798.886	798.886
**D	HARTFORD MULTIFACTOR LOW VOLATILITY	0	4.044	4.044
**D	LAZARD GLOBAL INVESTMENT FUNDS PUBLIC LIMITED	0	1.101.909	1.101.909
**D	MARYLAND STATE RETIREMENT & PENSION SYSTEM	0	946.985	946.985
**D	RUSSELL INV MULTI-ASSET FACTOR EXPOSURE FUND	0	92.604	92.604
**D	ALLIANZ GLOBAL INVESTORS GMBH FOR CONVEST 21 VL	0	273.462	273.462
**D	ALLIANZ GLOBAL INVESTORS GMBH FOR FONDIS	0	186.435	186.435
**D	ALLIANZ GLOBAL INVESTORS GMBH FOR ALLIANZ VERM. EUROPA	0	1.322.077	1.322.077
**D	ALLIANZ GLOBAL INVESTORS GMBH FOR PREMIUMMANDAT	0	31.421	31.421
**D	ALLIANZ GLOBAL INVESTORS GMBH FOR ALLIANZ STRAT.	0	1.783.614	1.783.614
**D	ALLIANZ GLOBAL INVESTORS GMBH FOR ALLIANZ FLEXI	0	949.490	949.490
**D	THE PRUDENTIAL INSURANCE COMPANY OF AMERICA	0	647.749	647.749
**D	PRUDENTIAL TRUST CO MASTER COMMINGLED INV F FOR TAX EXEMPT	0	205.496	205.496
**D	MDPIM INTERNATIONAL EQUITY INDEX POOL	0	371.148	371.148
**D	MDPIM INTERNATIONAL EQUITY FUND	0	734.000	734.000
**D	MD EQUITY FUND	0	69.800	69.800
**D	MD INTERNATIONAL VALUE FUND	0	65.800	65.800
**D	MERCER INTERNATIONAL EQUITY FUND	0	79.073	79.073
**D	MERCER INTERNATIONAL EQUITY FUND	0	50.300	50.300
**D	MGI FUNDS PLC	0	1.741.099	1.741.099
**D	MERCER QIF CCF	0	4.132.198	4.132.198
**D	MERCER GLOBAL EQUITY ALL COUNTRY WORLD INDEX FUND	0	82.300	82.300
**D	MERCER GLOBAL EQUITY FUND	0	617.921	617.921
**D	MERCER GLOBAL EQUITY FUND	0	430.300	430.300
**D	MERCER GLOBAL EQUITY FUND	0	486.500	486.500
**D	MGI FUNDS PLC	0	269.000	269.000
**D	MGI FUNDS PLC	0	37.963	37.963
**D	GTAA PANTHER FUND L.P	0	3.525.109	3.525.109
**D	MERCER QIF CCF	0	2.700.458	2.700.458
**D	MERCER UCITS COMMON CONTRACTUAL FUND	0	219.953	219.953
**D	MERCER UCITS COMMON CONTRACTUAL FUND	0	13.044	13.044
**D	LM FUND LP	0		

Azionisti in delega:  148

334

GA

LISTA ESITO DELLE VOTAZIONE

Oggetto: Bilancio di esercizio al 31 dicembre 2019

FAVOREVOLI

Badge	Ragione Sociale	Proprio	Delega	Totale
**D	STATE OF MONTANA BOARD OF INVESTMENTS	0	397.063	397.063
**D	RUSSELL COMMON CONTRACTUAL FUND	0	21.914	21.914
**D	NORTHROP GRUMMAN CORPORATION VEBB MASTER TRUST I	0	26.125	26.125
**D	STATE OF NEW JERSEY COMMON PENSION FUND D	0	4.205.775	4.205.775
**D	ONTARIO TEACHERS PENSION PLAN BOARD	0	418.400	418.400
**D	NEW SHIPS, INC. PENSION MASTER TRUST	0	814.350	814.350
**D	LAZARD GLOBAL EQUITY INCOME FUND	0	60.226	60.226
**D	LAZARD GLOBAL BALANCED INCOME FUND	0	3.190	3.190
**D	COSMOPOLITAN INVESTMENT FUND	0	60.284	60.284
**D	INTERNATIONALE KAPITALANLAGESELLSCHAFT MBH FOR PEKA	0	75.318	75.318
**D	SACRAMENTO COUNTY EMPLOYEES RETIREMENT SYSTEM	0	1.692.847	1.692.847
**D	PIMCO FUNDS GLOBAL INVESTORS SERIES PLC	0	372.002	372.002
**D	PRINCIPAL EX-TRADED FUNDS-PRINC INT MUL-FACT CORE INDEX ETF	0	12.222	12.222
**D	PGIM FUNDS PUBLIC LIMITED COMPANY	0	76.611	76.611
**D	PRINCIPAL LIFE INSURANCE COMPANY	0	3.265.549	3.265.549
**D	PACIFIC SELECT FUND -PD INTERNATIONAL LARGE-CAP PORTFOLIO	0	209.397	209.397
**D	PACIFIC SELECT FUND-INTERNATIONAL EQUITY INCOME PORTFOLIO	0	271.909	271.909
**D	STICHTING PENSIOENFONDS WERK- EN (RE)INTEGRATIE	0	1.396.666	1.396.666
**D	BMO INVESTMENTS (IRELAND) PLC	0	127.864	127.864
**D	THE UNIVERSITY OF HONG KONG	0	50.535	50.535
**D	DWS INVESTMENT GMBH FOR DEAM-FONDS FES	0	70.000	70.000
**D	DWS INVESTMENT GMBH FOR DEAM-FONDS PPC CBQ	0	14.669	14.669
**D	DWS INVESTMENT GMBH FOR DEAM-FONDS RKBS	0	15.000	15.000
**D	DWS INVESTMENT GMBH FOR DEAM-FONDS BW GERMANY	0	21.807	21.807
**D	DWS INVESTMENT GMBH FOR DEAM-FONDS BBR1	0	150.400	150.400
**D	DWS INVESTMENT GMBH FOR GCB PENSION FUND GERMANY	0	25.413	25.413
**D	DWS INVESTMENT GMBH FOR OF- FONDS WFF	0	11.504	11.504
**D	DWS INVESTMENT GMBH FOR DEAM FONDS PNB 1	0	2.400	2.400
**D	DWS INVESTMENT GMBH FOR DEAM FONDS DKS 1	0	20.000	20.000
**D	DWS INVESTMENT GMBH FOR DEAM FONDS LNLM	0	60.000	60.000
**D	DWS INVESTMENT GMBH FOR DEAM FONDS RHEIN	0	124.000	124.000
**D	DWS INVESTMENT GMBH FOR DEAM FONDS KLILLI	0	3.500	3.500
**D	DWS INVESTMENT GMBH FOR DEAM FONDS SLM 1	0	170.000	170.000
**D	DWS INVESTMENT GMBH FOR DEAM FONDS LAG 1	0	81.700	81.700
**D	DWS INVESTMENT GMBH FOR DEAM FONDS PMF 1	0	60.000	60.000
**D	DWS INVESTMENT GMBH FOR DEAM FONDS PFF 1	0	8.525	8.525
**D	DWS INVESTMENT GMBH FOR DEAM FONDS SC5M	0	3.215	3.215
**D	DWS INVESTMENT GMBH FOR DEAM FONDS STK	0	10.200	10.200
**D	DWS INVESTMENT GMBH FOR STIFTUNGSFONDS SVC 1	0	25.017	25.017
**D	DWS INVESTMENT GMBH FOR DEAM FONDS LW1	0	12.500	12.500
**D	DWS INVESTMENT GMBH FOR DEAM-FONDS CPT	0	100.000	100.000
**D	DWS INVESTMENT GMBH FOR DEAM-FONDS RRL7	0	71.000	71.000
**D	DWS INVESTMENT GMBH FOR DEUTSCHE BERGEBURG 1.5	0	13.283	13.283

39

4:48

LISTA ESITO DELLE VOTAZIONE

Oggetto: Bilancio di esercizio al 31 dicembre 2019

FAVOREVOLI

Badge	Regione Sociale	Proprio	Delega	Totale
**D	PANAGORA DYNAMIC GLOBAL EQUITY (EX TOBACCO) FUND	0	10.599	10.599
**D	THRIVENT MODERATE ALLOCATION PORTFOLIO	0	100.247	100.247
**D	THRIVENT MODERATELY AGGRESSIVE ALLOCATION PORTFOLIO	0	28.739	28.739
**D	THRIVENT MODERATELY AGGRESSIVE ALLOCATION PORTFOLIO	0	11.083	11.083
**D	THRIVENT MODERATE ALLOCATION FUND	0	18.115	18.115
**D	THRIVENT MODERATELY AGGRESSIVE ALLOCATION FUND	0	35.260	35.260
**D	THRIVENT AGGRESSIVE ALLOCATION FUND	0	10.006	10.006
**D	THRIVENT PARTNER WORLDWIDE ALLOCATION FUND	0	437.031	437.031
**D	THRIVENT PARTNER WORLDWIDE ALLOCATION PORTFOLIO	0	801.406	801.406
**D	THRIVENT BALANCED INCOME PLUS FUND	0	45.084	45.084
**D	THRIVENT BALANCED INCOME PLUS PORTFOLIO	0	53.964	53.964
**D	THRIVENT GLOBAL STOCK FUND	0	653.459	653.459
**D	THRIVENT LOW VOLATILITY EQUITY FUND	0	12.583	12.583
**D	THRIVENT GLOBAL STOCK PORTFOLIO	0	381.764	381.764
**D	THRIVENT LOW VOLATILITY EQUITY PORTFOLIO	0	19.480	19.480
**D	THRIVENT CORE INTERNATIONAL EQUITY FUND	0	897.258	897.258
**D	THRIVENT DIVERSIFIED INCOME PLUS FUND	0	71.785	71.785
**D	THRIVENT DIVERSIFIED INCOME PLUS PORTFOLIO	0	55.192	55.192
**D	THRIVENT INTERNATIONAL INDEX PORTFOLIO	0	13.576	13.576
**D	RUSSELL INVESTMENTS YIELD OPPORTUNITIES POOL	0	6.441	6.441
**D	RUSSELL INVESTMENTS GLOBAL INFRASTRUCTURE POOL	0	2.088.326	2.088.326
**D	RUSSELL INVESTMENTS OVERSEAS EQUITY FUND	0	164.035	164.035
**D	RUSSELL INVESTMENTS MULTI-FACTOR INTERNATIONAL EQUITY	0	11.544	11.544
**D	RUSSELL INVESTMENTS OVERSEAS EQUITY FUND	0	87.651	87.651
**D	HONG KONG SPECIAL ADMINISTRATIVE REGION GOVERNMENT-	0	1.269.067	1.269.067
**D	GOV OF HM THE SULTAN AND YANG DI-PERTUAN OF BRUNEI DARUSSALAM	0	327.158	327.158
**D	HOME AFFAIRS UNIFORMED SERVICES (INVEST FUND)	0	75.070	75.070
**D	FOLKSAM OMSBESIDIG LIVFORSKRING	0	866.837	866.837
**D	BANK OF KOREA	0	345.984	345.984
**D	KPA LIVFORSKRING AB (PUBL)	0	31.426	31.426
**D	KPA PENSIONSFORSKRING AB (PUBL)	0	1.563.694	1.563.694
**D	KONSUMENTKOOPERATIONENS PENSIONSFORSKRING	0	150.629	150.629
**D	BIMCOR GLOBAL EQUITY POOLED FUND	0	141.092	141.092
**D	ALBERTA INVESTMENT MANAGEMENT CORPORATION	0	2.423.308	2.423.308
**D	GOVERNMENT OF THE REPUBLIC OF SINGAPORE	0	65.003	65.003
**D	SCOTIA PRIVATE INTERNATIONAL EQUITY POOL	0	674.481	674.481
**D	DESJARDINS DEVEL EX-USA EX-CANADA MULTIF - CONTROLLED VOL ETF	0	61.013	61.013
**D	BANK OF KOREA	0	13.024	13.024
**D	BANK OF KOREA	0	2.066	2.066
**D	BANK SINGPAC AMCO CATHAY GLOBAL INFRASTRUCTURE FUND	0	168.800	168.800
**D	STATE STREET IRELAND UNIT TRUST	0	846.268	846.268
**D	SSGA SPDR ETFS EUROPE I PUBLIC LIMITED COMPANY	0	824.879	824.879
**D	SSGA SPDR ETFS EUROPE II PUBLIC LIMITED COMPANY	0	3.513.425	3.513.425

21

336

Assemblea Ordinaria del 14 maggio 2020

LISTA ESITO DELLE VOTAZIONE

Oggetto: Bilancio di esercizio al 31 dicembre 2019

FAVOREVOLI

Badge	Ragione Sociale	Proprio	Delega	Totale
**D	SIR DAVID TRENCH FUND FOR RECREATION	0	24.197	24.197
**D	SUNSUPER SUPERANNUATION FUND	0	492.201	492.201
**D	CALIFORNIA PUBLIC EMPLOYERS RETIREMENT SYSTEM	0	10.749.659	10.749.659
**D	DELTASHARES S+P INTERNATIONAL MANAGED RISK ETF	0	18.663	18.663
**D	CALIFORNIA STATE TEACHERS RETIREMENT SYSTEM	0	26.147.957	26.147.957
**D	TEACHER RETIREMENT SYSTEM OF TEXAS	0	10.847.822	10.847.822
**D	DWS INVESTMENT GMBH FOR DEAM-FONDS PG EQ	0	194.727	194.727
**D	AXA INV MAN SCHWEIZ AG OBO AXA (CH) STRAT FD - GLOBAL EQ CHF	0	16.927	16.927
**D	AXA SWISS INSTITUTIONAL FUND - EQUITIES GLOBAL EX	0	19.299	19.299
**D	DWS INVESTMENT GMBH FOR DEAM-FONDS MASP	0	35.000	35.000
**D	MERCK CAPITAL ASSET MANAGEMENT LIMITED	0	290.991	290.991
**D	DWS INVESTMENT GMBH FOR DEAM FONDS PFDB	0	35.167	35.167
**D	PINEBRIDGE GLOBAL FUNDS	0	82.661	82.661
**D	METZLER ASSET MANAGEMENT GMBH FOR MI-FONDS 415	0	595.120	595.120
**D	ALLIANZ GLOBAL INVESTORS GMBH FOR ALLIANZGI-FONDS HPT	0	17.346	17.346
**D	DWS INVESTMENT GMBH FOR DEAM-FONDS GSK 1	0	102.946	102.946
**D	UNITED GLOBAL DIVIDEND EQUITY FUND	0	794	794
**D	HONG KONG HOUSING SOCIETY	0	88.197	88.197
**D	UNITED INCOME FOCUS TRUST	0	49.518	49.518
**D	UBS (IRL) EFF FLC	0	273.996	273.996
**D	SO CA UFCW UNIONS AND FOOD EMPLOYERS JOINT PENSION TRUST	0	404.521	404.521
**D	UNITED FOOD AND COMM WORKERS INT UNION-INDUSTRY	0	399.000	399.000
**D	ALLIANZ GLOBAL INVESTORS GMBH FOR ALLIANZGI-FONDS VDB	0	137.069	137.069
**D	VANGUARD FTSE DEVELOPED EUROPE INDEX ETF	0	25.972	25.972
**D	HEB SAVINGS & RETIREMENT PLAN TRUST	0	12.019	12.019
**D	THE WELLINGTON TR COM NATIONAL ASS MULT COLLECT INV F	0	613.084	613.084
**D	THE WELLINGTON TR CO NAT ASS MULT C TR F TR, OPPORT EQ PTF	0	26.445	26.445
**D	THE WELLINGTON TR CO NAT ASS MULT COMM, ENDURING ASSETS PTF	0	673.656	673.656
**D	WELLINGTON TR CO NAT ASS MULT COM TR F TR DAILY END ASS PTF	0	120.424	120.424
**D	WELLINGTON TR CO NAT ASS MULT COMM TR FD TR GLB MAN RISK PORT	0	104.902	104.902
**D	THE WELLINGTON TR CO NAT ASS MULT COLLECTIVE INV F TRUST	0	127.642	127.642
**D	WISDOMTREE ISSUER PUBLIC LIMITED COMPANY	0	1.717.559	1.717.559
**D	WSIB INVESTMENTS (PUBLIC EQUITIES) FOOLED FUND TRUST	0	15.025	15.025
**D	DIVERSIFIED MARKETS (2010) POOLED FUND TRUST	0	5.468.447	5.468.447
**D	WASHINGTON STATE INVESTMENT BOARD	0	165.300	165.300
**D	WISDOMTREE DYNAMIC CURRENCY HEDGED INTRNL EQUITY FUND	0	350.983	350.983
**D	WISDOMTREE INTERNATIONAL HIGH DIVIDEND FUND	0	542.893	542.893
**D	WISDOMTREE INTERNATIONAL EQUITY FUND	0	36.316	36.316
**D	WISDOMTREE GLOBAL HIGH DIVIDEND FUND	0	232.392	232.392
**D	WISDOMTREE INTERNATIONAL DIVIDEND EX-	0	477.602	477.602
**D	WISDOMTREE INTERNATIONAL LARGE CAP DIVIDEND	0	5.266.045	5.266.045
**D	NEW YORK STATE TEACHERS RETIREMENT SYSTEM	0	2.684.235	2.684.235
**D	NEW YORK STATE TEACHERS RETIREMENT SYSTEM	0		

LISTA ESITO DELLE VOTAZIONE

Oggetto: Bilancio di esercizio al 31 dicembre 2019

FAVOREVOLI

Badge	Ragione Sociale	Proprio	Delega	Totale
**D	PENSIONFONDS METAAL OFF	0	20.007	20.007
**D	BMO GLOBAL GROWTH + INCOME FUND	0	523.956	523.956
**D	BMO INTERNATIONAL EQUITY FUND	0	563.220	563.220
**D	PRUDENTIAL BANK AND TRUST FSE	0	249.809	249.809
**D	PRUDENTIAL RETIREMENT INSURANCE AND ANNUITY COMPANY	0	227.600	227.600
**D	PRUDENTIAL RETIREMENT INSURANCE AND ANNUITY COMPANY	0	1.548.974	1.548.974
**D	PRUDENTIAL RETIREMENT INSURANCE AND ANNUITY COMPANY	0	248.616	248.616
**D	VAILSBURG FUND LLC	0	48.476	48.476
**D	VAILSBURG FUND LLC	0	32.540	32.540
**D	WELLINGTON MANAGEMENT FUNDS (IRELAND) PLC	0	1.330.209	1.330.209
**D	MANULIFE ASSET MANAGEMENT INTERNATIONAL EQUITY	0	323.619	323.619
**D	INVESCO GLOBAL LOW VOLATILITY EQUITY YIELD FUND	0	104.448	104.448
**D	ZURICH INVEST ICAV	0	739.292	739.292
**D	SS BK AND TRUST COMPANY INV FUNDS FOR TAXEXEMPT	0	35.577.363	35.577.363
**D	SSGA ACWI INTEGR ALPHA SELECT NON-LENDING OP COMMON	0	30.931	30.931
**D	SSGA FTSE RAFI DEVELOPED 1000 INDEX NON-LENDING COMMON	0	70.678	70.678
**D	SS FTSE DEV COMPREHENSIVE FACTOR IND NON-	0	37.993	37.993
**D	STATE STREET SP GLO INFRA INDEX NON-LENDING COMMON	0	1.569.393	1.569.393
**D	STATE STREET RAFI DEVELOP EX-US INDEX NON-LENDING COMMON	0	18.859	18.859
**D	STATE STREET ALL-WRLD TOTL MKT CORE FTRS NON-LENDING COM TR	0	27.144	27.144
**D	SSGA ALL COUNTRY W EX-US INTEGR ALPHA SEL NON-LEND COMM TR F	0	130.632	130.632
**D	SSGA MSCI EUROPE SCREENED INDEX NON-LENDING COMMON TR	0	805.242	805.242
**D	MSCI EAFE PROV SCREENED INDEX NON - LENDING COMMON TR	0	151.534	151.534
**D	STATE STREET TOTAL RETURN V.I.S. FUND	0	23.292	23.292
**D	THE AB PORTFOLIOS - AB ALL MARKET TOTAL RETURN PORTFOLIO	0	195.283	195.283
**D	THE AB PORTFOLIOS - AB CONSERVATIVE WEALTH STRATEGY	0	36.979	36.979
**D	DE VERMOEGENSFONDSMANDAT	0	105.100	105.100
**D	STATE STREET GLOBAL ADVISORS LUXEMBOURG SICAV	0	4.245.289	4.245.289
**D	COHEN AND STEERS SICAV (LUXEMBOURG)	0	7.863	7.863
**D	DE X-TRACKERS	0	29.539.205	29.539.205
**D	DEUTSCHE AM MULTI ASSET FIR FUND	0	1.251.173	1.251.173
**D	DEUTSCHE INVEST II	0	1.316.057	1.316.057
**D	DWS INVEST	0	136.663	136.663
**D	DWS FIXED MATURITY	0	521.448	521.448
**D	DWS INVESTMENT S.A. FOR ZURICH GLOBAL EQUITY	0	18.904	18.904
**D	DWS INVESTMENT S.A. FOR DWS CONCEPT DJE RESPONSIBLE INVEST	0	98.000	98.000
**D	DEUTSCHE ASSET MNGM S.A. FOR VERM FLEXIBEL (80./ . TEILGESCH)	0	15.171	15.171
**D	DWS INVESTMENT S.A. FOR DWS VERMOEGENSMANDAT-	0	15.621	15.621
**D	DWS INVESTMENT S.A. FOR DWS VERMOEGENSMANDAT-	0	784.838	784.838
**D	DWS INVESTMENT S.A. FOR DWS MULTI ASSET INCOME KONTROLLIERT	0	1.102.202	1.102.202
**D	DWS INVESTMENT S.A. FOR DWS MULTI ASSET INCOME KONTROLLIERT	0	153.039	153.039
**D	DWS INVESTMENT S.A. FOR ARERO - DER WELTFONDS	0	1.255.327	1.255.327
**D	UBS ETF	0	3.418.228	3.418.228
**D	UBS ETF	0		

4-148

21

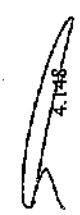
338

LISTA ESITO DELLE VOTAZIONE

Oggetto: Bilancio di esercizio al 31 dicembre 2019

FAVOREVOLI

Badge	Ragione Sociale	Proprio	Delega	Totale
**D	UBS ETF	0	474.793	474.793
**D	UBS ETF	0	244.072	244.072
**D	UBS ETF	0	239.435	239.435
**D	UBS ETF	0	6.713	6.713
**D	UBS ETF	0	162.097	162.097
**D	UBS ETF	0	102.504	102.504
**D	UBS ETF	0	45.407	45.407
**D	UBS ETF	0	347.039	347.039
**D	UBS ETF	0	336.846	336.846
**D	UBS ETF	0	201.296	201.296
**D	UBS ETF	0	493.589	493.589
**D	UBS ETF	0	608.500	608.500
**D	UBS ETF	0	326.034	326.034
**D	UBS ETF	0	184.871	184.871
**D	TMT FOR RET MED DEN & LIFE INS PL OF THE ARMY&AIR FORCE EX SRV	0	2.168.260	2.168.260
**D	THE RETIREMENT ANN PL FOR EMPL OF THE ARMY&AIR FORCE EX	0	15.497.357	15.497.357
**D	ABERDEEN SELECT INTERNATIONAL EQUITY FUND	0	7.199.309	7.199.309
**D	RUSSELL INVESTMENT COMPANY II PLC	0	20.847	20.847
**D	STATE STREET INTERNATIONAL STOCK SELECTION FUND	0	1.507.975	1.507.975
**D	SANFORD C. BERNSTEIN FUND, INC. - INTERNATIONAL	0	1.258.863	1.258.863
**D	LAZARD INTERNATIONAL STRATEGIC EQUITY PORTFOLIO	0	108.022	108.022
**D	LAZARD INTERNATIONAL EQUITY PORTFOLIO	0	1.773.213	1.773.213
**D	GLOBAL INTREPID - CANADA FUND	0	11.939.566	11.939.566
**D	IBM 401K PLUS PLAN	0	7.031.719	7.031.719
**D	AMERICAN AIRLINES INC., MASTER FIXED BENEFIT PENSION TRUST	0	3.765.318	3.765.318
**D	GENERAL CONFERENCE CORPORATION OF SEVENTH DAY	0	7.999.819	7.999.819
**D	STATE OF ALASKA RETIREMENT AND BENEFITS PLANS	0	81.288	81.288
**D	COLLEGE RETIREMENT EQUITIES FUND	0	113.109	113.109
**D	COLLEGE RETIREMENT EQUITIES FUND	0	938.936	938.936
**D	TIIA-CREF INTERNATIONAL EQUITY INDEX FUND	0	1.103.926	1.103.926
**D	TIIA-CREF INTERNATIONAL EQUITY INDEX FUND	0	289.699	289.699
**D	TIIA - CREF LIFE FUNDS - INTERNATIONAL EQUITY FUND	0	136.412	136.412
**D	CONAGRA FOODS MASTER PENSION TRUST	0	153.552	153.552
**D	PACE INTERNATIONAL EQUITY INVESTMENTS	0	669.953	669.953
**D	RUSSELL INVESTMENT COMPANY - RUSSELL INTERN DEVELOPED MKT	0	105.249	105.249
**D	MERCY HEALTH	0	62.900	62.900
**D	MASSACHUSETTS LABORERS PENSION FUND	0	578.188	578.188
**D	BOSTON RETIREMENT SYSTEM	0	5.256.054	5.256.054
**D	VALIC COMPANY I - INTERNATIONAL EQUITIES INDEX FUND	0	198.232	198.232
**D	VALIC COMPANY I - GLOBAL STRATEGY FUND	0	2.303.290	2.303.290
**D	FONDATION LUCIE ET ANDRE CHAGNON	0	4.614.700	4.614.700
**D	BRIGHTHOUSE FUNDS TRUST II - METLIFE MSCI EAFE INDEX PTF	0	1.191.688	1.191.688
**D	STATE OF MINNESOTA	0	1.238.100	1.238.100
**D	RUSSELL INVESTMENT FUNDS INTERNATIONAL DEVELOPED MARKETS	0		
**D	ALAMEDA COUNTY EMPLOYEES' RETIREMENT ASSOCIATION	0		
**D	TRANSAMERICA INTERNATIONAL GROWTH	0		
**D	MERCER NON-US CORE EQUITY FUND	0		
**D	MERCER NON-US CORE EQUITY FUND	0		

 4.148

91

LISTA ESITO DELLE VOTAZIONE

Oggetto: Bilancio di esercizio al 31 dicembre 2019

FAVOREVOLI

Badge	Ragione Sociale	Proprio	Delega	Totale
**D	JOHN HANCOCK LIFE AND HEALTH INSURANCE COMPANY	0	435.033	435.033
**D	TRANSAMERICA GREYSTONE INTERNATIONAL	0	1.899.400	1.899.400
**D	SPDR MSCI ACWI EX-US ETF	0	485.660	485.660
**D	SPDR S&P GLOBAL INFRASTRUCTURE ETF	0	1.376.623	1.376.623
**D	SPDR PORTFOLIO DEVELOPED WORLD EX-US ETF	0	1.996.960	1.996.960
**D	ORANGE COUNTY EMPLOYEES RETIREMENT SYSTEM	0	1.265.604	1.265.604
**D	MORGAN STANLEY INSTITUTIONAL FD TR - GLOBAL STRATEGIST PTF	0	33.642	33.642
**D	MORGAN STANLEY VAR INS FUND, INC. GLOBAL STRATEGIST PORTFOLIO	0	4.573	4.573
**D	STATE OF MONTANA BOARD OF INVESTMENTS	0	120.941	120.941
**D	EUROPE INVESTMENT FUND	0	116.464	116.464
**D	WELLINGTON DIVERSIFIED INFLATION HEDGES FUND	0	116.049	116.049
**D	MERCY HEALTH RETIREMENT TRUST	0	145.652	145.652
**D	TRUTH INITIATIVE FOUNDATION	0	18.774	18.774
**D	MAJOR LEAGUE BASEBALL PLAYERS PENSION PLAN	0	349.600	349.600
**D	ULTRA SERIES FUND-INTERNATIONAL STOCK FUND	0	74.132	74.132
**D	MADISON INTERNATIONAL STOCK FUND	0	45.412	45.412
**D	SPDR STOXX EUROPE 50 ETF	0	140.061	140.061
**D	SPDR DJ EURO STOXX 50 ETF	0	4.902.284	4.902.284
**D	INTERNATIONAL ALPHA SELECT COMMON TRUST FUND	0	160.757	160.757
**D	COMMON TRUST ITALY FUND	0	7.779.930	7.779.930
**D	WORLD INDEX OLUS SECURITIES LENDING COMMON TRUST FUND	0	100.130	100.130
**D	NATWEST TR AND DEP SERV LTD AS TRUSTEE O LF PRUD EURO QIS FD	0	241.126	241.126
**D	SPDR S&P WORLD EX AUSTRALIA FUND	0	25.700	25.700
**D	AB GLOBAL RESEARCH INSIGHTS FUND	0	121.450	121.450
**D	ARGO GLOBAL LISTED INFRASTRUCTURE LIMITED	0	152.563	152.563
**D	RUSSELL INVESTMENTS IOW CARBON GLOBAL SHARES FUND	0	88.919	88.919
**D	EMERGENCY SERVICES SUPERANNUATION SCHEME	0	37.677	37.677
**D	FIRST STATE SUPERANNUATION SCHEME	0	360.681	360.681
**D	FIRST STATE SUPERANNUATION SCHEME	0	1.078.242	1.078.242
**D	RUSSELL INVESTMENTS TAX EFFECTIVE GLOBAL SHARES FUND	0	176.844	176.844
**D	RUSSELL INVESTMENTS GLOBAL LISTED INFRASTRUCTURE FUND -	0	300.134	300.134
**D	PINNACLE BNY MELLON GLOBAL INFRASTRUCTURE YIELD	0	84.257	84.257
**D	STATE STREET GLOBAL EQUITY FUND	0	200.832	200.832
**D	STATE STREET LOW CARBON ESG INTERNATIONAL	0	13.647	13.647
**D	AXA IM SUSTAINABLE EQUITY FUND	0	12.000	12.000
**D	RETAIL EMPLOYEES SUPERANNUATION TRUST	0	924.886	924.886
**D	REST AB TRUST	0	846.108	846.108
**D	INTERNATIONAL EQUITIES SECTOR TRUST	0	11.420	11.420
**D	SUNSUPER SUPERANNUATION FUND	0	2.691.331	2.691.331
**D	UBS IQ MSCI WORLD EX AUSTRALIA ETHICAL ETF	0	25.114	25.114
**D	UBS IQ MSCI EUROPE ETHICAL ETF	0	5.221	5.221
**D	VFMC INTERNATIONAL EQUITY TRUST 1	0	7.764	7.764
**D	VFMC INTERNATIONAL EQUITY TRUST 2	0	16.522	16.522

91

4.148

360

LISTA ESITO DELLE VOTAZIONE

Oggetto: Bilancio di esercizio al 31 dicembre 2019

FAVOREVOLI

Badge	Ragione Sociale	Proprio	Delega	Totale
**D	STATE STREET GLOBAL INDEX PLUS TRUST	0	124.414	124.414
**D	RUSSELL INVESTMENTS INTERNATIONAL SHARES FUND	0	46.644	46.644
**D	STATE STREET INTERNATIONAL EQUITIES INDEX TRUST	0	257.258	257.258
**D	BLACKROCK AM SCHWEIZ AG OBO BILFS WORLD EX SWITZ EQ	0	178.641	178.641
**D	PEOPLE'S BANK OF CHINA	0	5.740.065	5.740.065
**D	FLOURISH INVESTMENT CORPORATION	0	2.076.420	2.076.420
**D	PEOPLE'S BANK OF CHINA	0	2.991.158	2.991.158
**D	BEST INVESTMENT CORPORATION	0	5.433.529	5.433.529
**D	THE TRUSTEES OF BP PENSION FUND	0	1.311.144	1.311.144
**D	NEW AIRWAYS PENSION SCHEME	0	2.714.875	2.714.875
**D	IFML VITALITY FUNDS - IFML VITALITY MULTI-ASSET INCOME FUND	0	7.145	7.145
**D	FIRSTRAND BANK LIMITED AIF THE INVESTEC WORLDWIDE	0	14.237	14.237
**D	THE TRUSTEES OF CONOCOPHILLIPS PENSION PLAN	0	130.547	130.547
**D	FAMILY INVESTMENTS CHILD TRUST FUND	0	229.557	229.557
**D	FAMILY INVESTMENTS GLOBAL ICVC FAMILY BALANCED INT FUND	0	148.141	148.141
**D	NOTTINGHAMSHIRE COUNTY COUNCIL PENSION FUND	0	455.757	455.757
**D	HBOC AS TRUSTEE FOR SSGA EUROPE EX UK EQUITY TRACKER FUND	0	7.272.268	7.272.268
**D	NATWEST TRU+DEP SERV LTD AT OF ST JAMES'S PL ALT ASS UN TR	0	1.196.419	1.196.419
**D	NATWEST TRU+DEP SERV LTD ATO ST. JAMES'S PL GR EURO PROG UT TR	0	2.408.024	2.408.024
**D	NATWEST TRU+DEP SERV LTD ATO ST. JAMES'S PL BAL.MANAGED UN TR	0	5.948.632	5.948.632
**D	NATWEST TRU+DEP SERV LTD ATO ST. JAMES'S PL CONT EURO UN TR	0	1.239.290	1.239.290
**D	NATWEST TRU+DEP SERV LTD ATO ST. JAMES'S PL GL EQ UN TR	0	13.431.446	13.431.446
**D	THE TRUSTEES OF THE GE UK PENSION COMMON INVESTMENT	0	364.073	364.073
**D	NATWEST TRU+DEP SERV LTD ATO ST. JAMES'S PL MULTI.ASS UN TR	0	313.447	313.447
**D	MANAGED PENSION FUNDS LIMITED	0	5.323.114	5.323.114
**D	THE TRUSTEES OF STAGECOACH GROUP PENSION SCHEME	0	220.095	220.095
**D	THE TRUSTEES OF STAGECOACH GROUP PENSION SCHEME	0	380.200	380.200
**D	OLD MUTUAL INVESTMENT GROUP (PTY) LTD	0	11.718	11.718
**D	OLD MUTUAL LIFE ASSURANCE COMPANY (SOUTH AFRICA) LIMITED	0	78.814	78.814
**D	ALLIANZ INT INV FDS- ALLIANZ BEST STYLES GLOBAL AC EQUITY	0	70.458	70.458
**D	ALLIANZ UR+EUROPEAN INV FDS-ALLIANZ EUROPEAN EQUITY	0	125.294	125.294
**D	ALLIANZ UK + EUROPEAN INV FUNDS-ALLIANZ UK EQUITY	0	90.000	90.000
**D	HBOS INTERNATIONAL INV FUNDS ICVC- EUROPEAN FUND	0	833.105	833.105
**D	HBOS INTERNATIONAL INV FUNDS ICVC- INTERNATIONAL	0	1.682.995	1.682.995
**D	AVIVA LIFE PENSIONS UK LIMITED	0	48.143	48.143
**D	ALGEMEEN PENSIOENFONDS VAN CURAÇAO	0	175.766	175.766
**D	EAST-RIDING PENSION FUND	0	913.248	913.248
**D	ES ALLIANCE BERNSTEIN UK OEIC - ES AB LOW VOLATILITY GLB EQ F	0	902.312	902.312
**D	ES ALLIANCE BERNSTEIN UK OEIC - ES AB LOW VOLATILITY GLB EQ F	0	5.200	5.200
**D	THE TRUSTEES OF GOLDMAN SACHS UK RETIREMENT PLAN	0	18.087	18.087
**D	M+G INVESTMENT FUNDS (1) - M+G EUROPEAN INDEX	0	117.417	117.417
**D	M+G INVESTMENT FUNDS (1) - M+G GLOBAL THEMES FUND	0	3.656.333	3.656.333
**D	M+G INVESTMENT FUNDS (10) M+G GLOBAL LISTED	0	1.785.803	1.785.803

Assemblea Ordinaria del 14 maggio 2020

LISTA ESITO DELLE VOTAZIONE

Oggetto: Bilancio di esercizio al 31 dicembre 2019

FAVOREVOLI

Badge	Ragione Sociale	Proprio	Delega	Totale
**D	M+G INVESTING FUNDS (4)- M+G SUSTAINABLE MULTI	0	11.705	11.705
**D	STICHTING PHILIPS PENSIOENFONDS	0	1.300.416	1.300.416
**D	VANGUARD INVESTMENTS FUNDS ICVC - VANGUARD	0	20.190	20.190
**D	VANGUARD INV FDS ICVC-VANG FTSE DEV WOR LD EX - UK EQT IND	0	1.793.118	1.793.118
**D	VANGUARD INV F ICVC-VANGUARD FTSE DEV EUROPE EX-UK EQ INDEX	0	3.275.421	3.275.421
**D	VANGUARD INV FUNDS ICVC-VANGUARD FTSE GLOB ALL CAP IND FUND	0	74.370	74.370
**D	SCOTTISH WID INV SOLS F ICVC - FOAMNITL LOW VOL IND GLO EQT F	0	244.003	244.003
**D	PUBLIC AUTHORITY FOR SOCIAL INSURANCE	0	67.830	67.830
**D	SCOTTISH WIDOWS INV SOL F ICVC- FUNDAMENTAL INDEX	0	962.455	962.455
**D	INVESTEC FUNDS SERIES I- DIVERSIFIED INCOME FUND	0	1.451.348	1.451.348
**D	ARAB BANK FOR ECONOMIC DEVELOPMENT IN	0	72.022	72.022
**D	SCOTTISH WIDOWS OVERSEAS GROWTH INV F ICVC - EURO GROWTH	0	2.281.593	2.281.593
**D	SCOTTISH WIDOWS OVERSEAS GROWTH INV FUNDS ICVC-GLOBAL	0	843.665	843.665
**D	SCOTTISH WIDOWS INV SOLUTIONS F ICVC- EUROPEAN (EX UK) EQ FD	0	1.630.061	1.630.061
**D	PACE INTERNATIONAL EQUITY INVESTMENTS	0	365.995	365.995
**D	CATHOLIC ENDOWMENT FUND, LP	0	10.895	10.895
**D	MAINSTAY INTERNATIONAL OPPORTUNITIES FUND	0	74.796	74.796
**D	GMO BENCHMARK-FREE FUND	0	1.785.038	1.785.038
**D	GMO STRATEGIC OPPORTUNITIES ALLOCATION FUND	0	5.648	5.648
**D	GMO IMPLEMENTATION FUND	0	4.911.176	4.911.176
**D	PINEBRIDGE GLOBAL DYNAMIC ASSET ALLOCATION FUND LLC	0	1.232	1.232
**D	MEDIOLANUM GESTIONE FONDI SGR - FLESSIBILE FUTURO ITALIA	0	14.000.000	14.000.000
**D	MEDIOLANUM GESTIONE FONDI SGR - FLESSIBILE SVILUPPO ITALIA	0	2.000.000	2.000.000
**D	EPSILON SGR - EPSILON MULTIASET VALORE GLOBALE LUGLIO 2022	0	51.949	51.949
**D	EPSILON SGR - EPSILON MULTIASET VALORE GLOBALE MARZO 2021	0	35.584	35.584
**D	EPSILON SGR - EPSILON MULTIASET VALORE GLOBALE SETE 2021	0	70.451	70.451
**D	EPSILON SGR - EPSILON FLESSIBILE AZIONI EURO SETTEMBRE 2020	0	80.913	80.913
**D	EPSILON SGR - EPSILON QVALUE	0	18.946	18.946
**D	EPSILON SGR - EPSILON MULTIASET 3 ANNI LUGLIO 2020	0	614	614
**D	EPSILON SGR - EPSILON FLESSIBILE AZIONI EURO GIUGNO 2021	0	5.400	5.400
**D	EPSILON SGR - EPSILON MULTIASET VALORE GLOBALE GIUGNO 2021	0	162.460	162.460
**D	EPSILON SGR - EPSILON MULTIASET VALORE GLOBALE DIC 2021	0	64.081	64.081
**D	EPSILON SGR - EPSILON DLONGRUN	0	1.418	1.418
**D	EPSILON SGR - EPSILON FLESSIBILE AZIONI EURO NOVEMBRE 2020	0	58.287	58.287
**D	EPSILON SGR - EPSILON FLESSIBILE AZIONI EURO APRILE 2021	0	8.157	8.157
**D	EPSILON SGR - EPSILON MULTIASET VALORE GLOBALE MAGGIO 2022	0	64.823	64.823
**D	EPSILON SGR - EPSILON MULTIASET 3 ANNI MAGGIO 2020	0	1.221	1.221
**D	EPSILON SGR - EPSILON EQUITY	0	12.780	12.780
**D	EPSILON SGR - EPSILON ALLOCAZIONE TATTICA GIUGNO 2020	0	16.407	16.407
**D	EPSILON SGR - EPSILON FLESSIBILE AZIONI EURO FEBBRAIO 2021	0	19.193	19.193
**D	EPSILON SGR - EPSILON QRETURN	0	105.048	105.048
**D	EURIZON CAPITAL SGR - EURIZON FIR ITALIA 30	0	8.342	8.342
**D	EURIZON CAPITAL SGR - EURIZON TOP SELEC CRESCITA DIC 2023	0	2.230	2.230

362

LISTA ESITO DELLE VOTAZIONE

Oggetto: Bilancio di esercizio al 31 dicembre 2019

FAVOREVOLI

Badge	Ragione Sociale	Proprio	Delega	Totale
**D	EURIZON CAPITAL SGR - EURIZON TOP SELEC EQUILIBRIO GIU 2024	0	3.761	3.761
**D	EURIZON CAPITAL SGR - EURIZON TOP SELEC EQUILIBRIO DIC 2024	0	2.874	2.874
**D	EURIZON CAPITAL SGR - EURIZON TOP SELEC CRESCITA DIC 2024	0	7.602	7.602
**D	EURIZON CAPITAL SGR - EURIZON PROGETTO ITALIA 70	0	2.558.931	2.558.931
**D	EURIZON CAPITAL SGR - EURIZON PIR ITALIA AZIONI	0	340.436	340.436
**D	EURIZON CAPITAL SGR - EURIZON AZIONI ITALIA	0	2.841.162	2.841.162
**D	EURIZON CAPITAL SGR - EURIZON RENDITA	0	64.259	64.259
**D	EURIZON CAPITAL SGR - EURIZON MULTIASET TREND DICEMBRE 2022	0	6.949	6.949
**D	EURIZON CAPITAL SGR - EURIZON TOP SELEC EQUILIBRIO MAG 2024	0	2.320	2.320
**D	EURIZON CAPITAL SGR - EURIZON TOP SELEC CRESCITA MAR 2025	0	5.194	5.194
**D	EURIZON CAPITAL SGR - EURIZON GLOBAL MULTIASSET SELEC SET 22	0	20.300	20.300
**D	EURIZON CAPITAL SGR - EURIZON TOP SELEC EQUILIBRIO MAR 2024	0	2.703	2.703
**D	EURIZON CAPITAL SGR - EURIZON TOP SELEC CRESCITA MAR 2024	0	3.799	3.799
**D	EURIZON CAPITAL SGR - EURIZON TOP SELEC CRESCITA MAG 2024	0	5.336	5.336
**D	EURIZON CAPITAL SGR - EURIZON TOP SELEC CRESCITA GIU 2024	0	7.102	7.102
**D	EURIZON CAPITAL SGR - EURIZON TOP SELEC EQUILIBRIO SET 2024	0	4.597	4.597
**D	EURIZON CAPITAL SGR - EURIZON TOP SELEC EQUILIBRIO MAR 2025	0	3.171	3.171
**D	EURIZON CAPITAL SGR - EURIZON PROGETTO ITALIA 40	0	2.635.723	2.635.723
**D	EURIZON CAPITAL SGR - EURIZON AZIONI EUROPA	0	507.729	507.729
**D	EURIZON CAPITAL SGR - EURIZON AZIONI INTERNAZIONALI	0	208.178	208.178
**D	EURIZON CAPITAL SGR - EURIZON AZIONI AREA EURO	0	429.170	429.170
**D	EURIZON CAPITAL SGR - EURIZON TOP SELEC CRESCITA SET 2024	0	8.164	8.164
**D	EURIZON CAPITAL SGR - EURIZON TOP SELEC CRESCITA MAG 2025	0	1.518	1.518
**D	EURIZON CAPITAL SGR - EURIZON TOP SELEC EQUILIBRIO MAG 2025	0	1.000	1.000
**D	STG PFDS CORP EXPRESS MANDAAT ALLIANCE CAPITA	0	43.957	43.957
**D	STICHTING PENSIOENFONDS PGB UBS- MSCI EUROPE EQUITY PASSIVE	0	3.825.309	3.825.309
**D	STICHTING PENSIOENFONDS PGB UBS- GLOBAL EQUAL WEIGHTED EQUITY	0	190.443	190.443
**D	STICHTING TELEGRAAF PENSIOENFONDS 1959	0	131.545	131.545
**D	STG PFDS ACHMEA MANDAAT BLACKROCK	0	408.587	408.587
**D	STICHTING PENSIOENFONDS PGB	0	629.159	629.159
**D	ST BEW S.A. BEL.POOLS GLOB.EQ. FACTOR FUND	0	349.494	349.494
**D	STICHTING J.E. ASR ES G INDEXPLUS INST. FONDSEN INZAKE EUROPA	0	1.115.397	1.115.397
**D	ALLIANZ AZIONI EUROPA	0	542.108	542.108
**D	ALLIANZ AZIONI ITALIA	0	3.000.000	3.000.000
**D	ALLIANZ GLOBAL STRATEGY 15	0	11.683	11.683
**D	ALLIANZ GLOBAL STRATEGY 30	0	19.579	19.579
**D	ALLIANZ GLOBAL STRATEGY 70	0	197.567	197.567
**D	ALLIANZ ITALIA 50 SPECIAL	0	125.000	125.000
**D	AGF EUROPEAN EQUITY FUND	0	160.416	160.416
**D	AGF GLOBAL REAL ASSETS FUND	0	148.399	148.399
**D	AGF ALL WORLD TAX ADVANTAGE GROUP LIMITED	0	188.154	188.154
**D	AGF ALL WORLD TAX ADVANTAGE GROUP LIMITED	0	213.111	213.111
**D	AON HEWITT GLOBAL EQUITY FUND	0	280.273	280.273

271

363

Assemblea Ordinaria del 14 maggio 2020

LISTA ESITO DELLE VOTAZIONE

Oggetto: Bilancio di esercizio al 31 dicembre 2019

FAVOREVOLI

Badge	Regione Sociale	Proprio	Delega	Totale
**D	GLOBAL MANAGED VOLATILITY FUND	0	494.027	494.027
**D	PENSION PLAN FOR EMPLOYEES OF THE BUSINESS DEVEL. BANK OF CANADA	0	23.500	23.500
**D	SUPPLEMENTAL RETIREMENT PLAN OF THE BUSINESS DEVELOPMENT BANK OF	0	17.400	17.400
**D	THE CANADA LIFE ASSURANCE COMPANY	0	169.810	169.810
**D	COLLEGES OF APPLIED ARTS AND TECHNOLOGY PENSION P	0	1	1
**D	COLLEGES OF APPLIED ARTS AND TECHNOLOGY PENSION P	0	1	1
**D	CO-OPERATIVE SUPERANNUATION SOCIETY PENSION PLAN	0	220.848	220.848
**D	CANADIAN CHRISTIAN SCHOOL PENSION TRUST FUND	0	8.126	8.126
**D	CARLETON UNIVERSITY RETIREMENT PLAN	0	197.170	197.170
**D	THE CALGARY FOUNDATION	0	110.408	110.408
**D	ONTARIO POWER GENERATION INC	0	909.926	909.926
**D	THE ROYAL INST FOR THE ADVANCEMENT OF LEARNING MCGILL UNIVERSITY	0	52.195	52.195
**D	RENAISSANCE INTERNATIONAL EQUITY PRIVATE POOL	0	5.396	5.396
**D	RENAISSANCE INTERNATIONAL EQUITY PRIVATE POOL	0	44.603	44.603
**D	THE GREAT-WEST LIFE ASSURANCE COMPANY	0	118.400	118.400
**D	ACADIAN CORE INTERNATIONAL EQUITY FUND	0	33.834	33.834
**D	COUNSEL GLOBAL DIVIDEND	0	71.932	71.932
**D	COUNSEL DEFENSIVE GLOBAL EQUITY	0	14.444	14.444
**D	IPC MULTI-FACTOR INTERNATIONAL EQUITY	0	71.655	71.655
**D	IMPERIAL TOBACCO PENSION INVESTMENT TRUST FUND	0	106.884	106.884
**D	INCO ELECTED MASTER TRUST	0	1.579.978	1.579.978
**D	INVESTORS SUMMA SRI FUND	0	39.663	39.663
**D	BLACKROCK - IG INTERNATIONALEQUITY POOL	0	60.385	60.385
**D	IPROFILE INTERNATIONAL EQUITY POOL	0	254.146	254.146
**D	IG MACKENZIE GLOBAL INFRASTRUCTURE CLASS	0	233.200	233.200
**D	IUDG LOCAL 793 MEMBERS PENSION BENEFIT TRUST OF ONTARIO	0	269.666	269.666
**D	LONDON LIFE INSURANCE COMPANY	0	1.449.269	1.449.269
**D	LONDON LIFE INSURANCE COMPANY	0	13.628	13.628
**D	LYSANDER-TRIASIMA ALL COUNTRY EQUITY FUND	0	8.190	8.190
**D	GLOBAL INFRASTRUCTURE EQUITY FUND LONDON CAPITAL	0	135.598	135.598
**D	SYMMETRY US EQUITY FUND	0	58.150	58.150
**D	MACKENZIE GLOBAL SUSTAINABILITY AND IMPACT BALANCED FUND	0	36.158	36.158
**D	MACKENZIE GLOBAL ENVIRONMENTAL EQUITY FUND	0	276.748	276.748
**D	MACKENZIE GLOBAL EQUITY FUND	0	124.216	124.216
**D	MACKENZIE INTERNATIONAL QUANTITATIVE LARGE CAP FUND	0	272.578	272.578
**D	MCGILL UNIVERSITY PENSION FUND	0	27.395	27.395
**D	MCLEAN & PARTNERS GLOBAL EQUITY POOL	0	301.700	301.700
**D	MCLEAN & PARTNERS PRIVATE INTERNATIONAL EQUITY	0	468.200	468.200
**D	MACKENZIE MAXIMUM DIVERS. ALL WORLD DEVELOPED EX NORTH AMERICA IE	0	16.691	16.691
**D	MACKENZIE INTERNATIONAL EQUITY INDEX ETF	0	14.663	14.663
**D	MACKENZIE MAX DIVERSIFICATION DEVELOPED EUR INDEX ETF	0	12.430	12.430
**D	MACKENZIE MAX DIVERSIFICATION ALL WORLD DEVELOPED IND ETF	0	42.919	42.919
**D	THE PENSION PLAN FOR EMPLOYEES OF MARINE ATLANTIC INC.	0	81.153	81.153

Assemblea Ordinaria del 14 maggio 2020

LISTA ESITO DELLE VOTAZIONI

Oggetto: Bilancio di esercizio al 31 dicembre 2019

FAVOREVOLI

Badge	Ragione Sociale	Proprio	Delega	Totale
**D	THE GLENORE CANADIAN PENSION FUNDS TRUST-FOREIGN EQUITY FUND	0	55.200	55.200
**D	NOVA SCOTIA PUBLIC SERVICE SUPERANNUATION FUND	0	495.379	495.379
**D	NOVA SCOTIA TEACHERS' PENSION FUND	0	374.412	374.412
**D	BMO CANADA PENSION PLAN	0	372.314	372.314
**D	BMO CANADA PENSION PLAN	0	22.783	22.783
**D	PURPOSE INTERNATIONAL DIVIDEND FUND	0	176.237	176.237
**D	CC&L DIVERSIFIED INCOME PORTFOLIO	0	8.728	8.728
**D	RENAISSANCE GLOBAL EQUITY PRIVATE POOL	0	4.129	4.129
**D	RENAISSANCE GLOBAL EQUITY PRIVATE POOL	0	4.752	4.752
**D	RENAISSANCE REAL ASSETS PRIVATE POOL	0	394.400	394.400
**D	TD EMERALD INTERNATIONAL EQUITY INDEX FUND	0	1.751.277	1.751.277
**D	TD INTERNATIONAL GROWTH FUND	0	7.474.978	7.474.978
**D	TD INTERNATIONAL INDEX FUND	0	318.786	318.786
**D	TD INTERNATIONAL STOCK FUND	0	54.252	54.252
**D	TD INTERNATIONAL EQUITY INDEX ETF	0	1.162.400	1.162.400
**D	TD Q GLOBAL MULTIFACTOR ETF	0	24.553	24.553
**D	GREYSTONE GLOBAL EQUITY FUND	0	4.496	4.496
**D	GREYSTONE INTERNATIONAL INCOME AND GROWTH FUND	0	116.887	116.887
**D	GREYSTONE GLOBAL INCOME AND GROWTH FUND	0	1.513.200	1.513.200
**D	IMPERIAL INTERNATIONAL EQUITY POOL	0	183.900	183.900
**D	IMPERIAL INTERNATIONAL EQUITY POOL	0	263.266	263.266
**D	IMPERIAL OVERSEAS EQUITY POOL	0	1.452.573	1.452.573
**D	IMPERIAL OVERSEAS EQUITY POOL	0	229.619	229.619
**D	ONTARIO POWER GENERATION INC	0	104.099	104.099
**D	UNIVERSITY OF GUELPH FOREIGN PROPERTY TRUST	0	15.584	15.584
**D	UNIVERSITY OF GUELPH	0	67.417	67.417
**D	THE WAWANESA MUTUAL INSURANCE COMPANY	0	1.191.507	1.191.507
**D	WINDWISE MSCI EAFE INDEX NON-LENDING, FUND FOR EXEMPT ORG.	0	167.600	167.600
**D	BMO PRIVATE INTERNATIONAL EQUITY PORTFOLIO	0	66.200	66.200
**D	CIBC INTERNATIONAL INDEX FUND	0	3.392	3.392
**D	CIBC EUROPEAN INDEX FUND	0	387.915	387.915
**D	CIBC POOLED INTERNATIONAL EQUITY INDEX FUND	0	1.954.422	1.954.422
**D	EUROPEAN DIVIDEND GROWTH FUND	0	224.830	224.830
**D	GLOBAL DIVIDEND GROWTH SPLIT CORP.	0	50.285	50.285
**D	BROMPTON GLOBAL DIVIDEND GROWTHETF	0	41.023	41.023
**D	RENAISSANCE GLOBAL VALUE FUND	0	65.985	65.985
**D	ALLIANZ GLOBAL INVESTORS FUND	0	213.100	213.100
**D	SK THEMEN	0	113.025	113.025
**D	SK WELT	0	40.333	40.333
**D	SK EUROPA	0	15.845.811	15.845.811
**D		0	200.000	200.000
**D		0	400.000	400.000
**D		0	450.000	450.000

Assemblea Ordinaria del 14 maggio 2020

LISTA ESITO DELLE VOTAZIONE

Oggetto: Bilancio di esercizio al 31 dicembre 2019

FAVOREVOLI

Badge	Ragione Sociale	Proprio	Delega	Totale
**D	ALLIANZ SUISSE-- STRATEGY FUND	0	26.127	26.127
**D	METALLERIE FONDS PORTFOLIO	0	217.100	217.100
**D	PREMIUMMANDAT BALANCE	0	62.606	62.606
**D	PREMIUMMANDAT DYNAMIK	0	100.021	100.021
**D	ALLIANZ STIFTUNGSFONDS NACHHALTIGKEIT	0	98.096	98.096
**D	AZ EURO INVESTMENTS S.A.	0	1.236.652	1.236.652
**D	RP RENDITE PLUS	0	69.413	69.413
**D	AXA WORLD FUNDS	0	3.681.188	3.681.188
**D	BLACKROCK STRATEGIC FUNDS	0	849.673	849.673
**D	BLACKROCK GLOBAL INDEX FUNDS	0	555.480	555.480
**D	INDEXIQ	0	194.290	194.290
**D	SERVICED PLATFORM SICAV	0	43.301	43.301
**D	GOLDMAN SACHS FUNDS	0	161.399	161.399
**D	GOLDMAN SACHS FUNDS II	0	612.257	612.257
**D	M&G (LUX) INVESTMENT FUNDS 1	0	101.104	101.104
**D	INVESTEC GLOBAL STRATEGY FUND	0	1.826.053	1.826.053
**D	ISHARES MSCI EAFE INTERNATIONAL INDEX FUND	0	5.155.153	5.155.153
**D	BLACKROCK UTILITIES INFRASTRUCTURE AND POWER OPPORTUNITIES TRUST	0	3.433.611	3.433.611
**D	ISHARES MSCI ACWI ETF	0	2.493.825	2.493.825
**D	ISHARES MSCI ACWI EX US ETF	0	1.848.653	1.848.653
**D	ISHARES GLOBAL UTILITIES ETF	0	1.390.169	1.390.169
**D	ISHARES MSCI EUROZONE ETF	0	766.559	766.559
**D	ISHARES EUROPE ETF	0	7.561.039	7.561.039
**D	ISHARES MSCI EAFE ETF	0	1.295.558	1.295.558
**D	ISHARES MSCI EAFE VALUE ETF	0	29.934.723	29.934.723
**D	ISHARES MSCI KOKUSAI ETF	0	6.597.453	6.597.453
**D	ISHARES GLOBAL INFRASTRUCTURE ETF	0	27.474	27.474
**D	ISHARES INTERNATIONAL SELECT DIVIDEND ETF	0	12.559.510	12.559.510
**D	ISHARES EDGE MSCI MIN VOL EAFE ETF	0	4.913.056	4.913.056
**D	ISHARES CORE MSCI EUROPE ETF	0	4.783.190	4.783.190
**D	ISHARES EDGE MSCI INTL VALUE FACTOR ETF	0	1.779.814	1.779.814
**D	ISHARES EDGE MSCI INTL SIZE FACTOR ETF	0	24.087	24.087
**D	ISHARES EDGE MSCI INTL MOMENTUM FACTOR ETF	0	2.872.260	2.872.260
**D	ISHARES EDGE MSCI INTL VALUE FACTOR ETF	0	24.405	24.405
**D	ISHARES EDGE MSCI INTL SIZE FACTOR ETF	0	342.822	342.822
**D	ISHARES INTERNATIONAL DIVIDEND GROWTH ETF	0	642.875	642.875
**D	ISHARES CORE MSCI EAFE ETF	0	1.514	1.514
**D	ISHARES CORE MSCI EAFE TOTAL INTERNATIONAL STOCK ETF	0	159.232	159.232
**D	ISHARES CORE MSCI INTERNATIONAL DEVELOPED MARKETS ETF	0	159.178	159.178
**D	ISHARES CORE MSCI INTERNATIONAL DEVELOPED MARKETS ETF	0	34.912.669	34.912.669
**D	ISHARES CORE MSCI EAFE IMI INDEX ETF	0	6.598.557	6.598.557
**D		0	1.346.177	1.346.177
**D		0	1.334.278	1.334.278

Assemblea Ordinaria del 14 maggio 2020

LISTA ESITO DELLE VOTAZIONE

Oggetto: Bilancio di esercizio al 31 dicembre 2019

FAVOREVOLI

Badge	Ragione Sociale	Proprio	Delega	Totale
**D	ISHARES MSCI EUROPE IMI INDEX ETF	0	152.632	152.632
**D	ISHARES INTERNATIONAL FUNDAMENTAL INDEX ETF	0	59.981	59.981
**D	ISHARES GLOBAL MONTHLY DIVIDEND INDEX ETF (CAD-HEDGED)	0	43.111	43.111
**D	CONNECTICUT GENERAL LIFE INSURANCE COMPANY	0	20.448	20.448
**D	BLACKROCK STRATEGIC GLOBAL BONDFUND INC	0	209	209
**D	TOTAL INTERNATIONAL EX U.S. INDEX MASTER PORTFOLIO OF MASTER INV	0	391.548	391.548
**D	INTERNATIONAL TILTS MASTER PORTFOLIO OF MASTER INVESTMENT PORTFO	0	61.431	61.431
**D	PRINCIPAL GLOBAL INVESTORS COLLECTIVE INVESTMENT TRUST	0	489.227	489.227
**D	PRINCIPAL GLOB.INVES. COLLECT INVEST. TRUST INTER.GROWTH EQUITY	0	138.238	138.238
**D	AMERICAN CENTURY ETF TRUST-AVANTIS INTERNATIONAL EQUITY ETF	0	131.660	131.660
**D	XEROX CANADA EMPLOYEES RETIREMENT PLAN	0	44.800	44.800
**D	ABERDEEN GLOBAL INFRASTRUCTURE FUND	0	232.100	232.100
**D	ARROWSTREET GLOBAL EQUITY ACWI TRUST FUND	0	234.011	234.011
**D	ARROWSTREET INTERNATIONAL EQUITY EAFE TRUST FUND	0	599.801	599.801
**D	ARROWSTREET INTERNATIONAL EQUITY ACWI EX US TRUST FUND	0	2.334.381	2.334.381
**D	AMERICAN BUREAU OF SHIPPING	0	6.606	6.606
**D	UNITED TECHNOLOGIES CORPORATION EMPLOYEE SAVINGS PLAN MASTER TRU	0	910.538	910.538
**D	BEAR CREEK INC.	0	48.052	48.052
**D	BROOKFIELD REAL ASSETS HYBRID MASTER FUND L.P. C O MAOLES CORPORATE SERVICES LIMITED	0	52.900	52.900
**D	MERCER DIOCESE OF BROOKLYN GROWTH STRATEGY	0	147.700	147.700
**D	MERCER DIOCESE OF BROOKLYN GROWTH STRATEGY	0	158.091	158.091
**D	MERCER DIOCESE OF BROOKLYN LAY PENSION INVESTMENT TRUST	0	57.900	57.900
**D	MERCER DIOCESE OF BROOKLYN LAY PENSION INVESTMENT TRUST	0	48.415	48.415
**D	COMMONFUND SCREENED GLOBAL EQUITY, LLC	0	11.500	11.500
**D	AMERICAN FUNDS GLOBAL INSIGHT FUND	0	1.242.553	1.242.553
**D	AMERICAN FUNDS INTERNATIONAL VANTAGE FUND	0	2.174.615	2.174.615
**D	XTRACKERS (IE) PUBLIC LIMITED COMPANY	0	673.318	673.318
**D	MICROSOFT CORPORATION SAVINGS PLUS 401 (K) PLAN	0	971.520	971.520
**D	ALLIANZGI BEST STYLES GLOBAL MANAGED VOLATILITY PORTFOLIO	0	20.863	20.863
**D	ALLIANZGI NFJ INTERNATIONAL VALUE FUND	0	185.725	185.725
**D	ALLIANZGI GLOBAL NATURAL RESOURCES FUND	0	8.555	8.555
**D	ALLIANZGI GLOBAL DYNAMIC ALLOCATION FUND	0	18.941	18.941
**D	ALLIANZGI BEST STYLES GLOBAL EQUITY FUND	0	82.994	82.994
**D	FEG SELECT	0	290.895	290.895
**D	FEDEX CORPORATION EMPLOYEES PENSION TRUST	0	564.073	564.073
**D	FRANKLIN LIBERTYOT INTERNATIONAL EQUITY INDEX ETF	0	15.450	15.450
**D	FRANKLIN TEMPLETON ETF TRUST - FRANKLIN FTSE EUROPE ETF	0	202.850	202.850
**D	FRANKLIN TEMPLETON ETF TRUST - FRANKLIN FTSE ITALY ETF	0	71.307	71.307
**D	FRANKLIN TEMPLETON ETF TRUST-FRANKLIN LIBERTYQ INT'L EQUITY HEDG	0	18.592	18.592
**D	FRANKLIN TEMPLETON ETF TRUST-FRANKLIN LIBERTYQ GLOBAL EQUITY ETF	0	6.896	6.896
**D	FRANKLIN FTSE EUROPE EX U.K. INDEX ETF	0	106.671	106.671
**D	FRANKLIN TEMPLETON ETF TRUST - FRANKLIN FTSE EUROPE HEDGED ETF	0	4.041	4.041
**D	HARBOR ROBECO INTERNATIONAL CONSERVATIVE EQUITIES FUND	0	4.089	4.089

Assemblea Ordinaria del 14 maggio 2020

LISTA ESITO DELLE VOTAZIONE

Oggetto: Bilancio di esercizio al 31 dicembre 2019

FAVOREVOLI

Badge	Ragione Sociale	Proprio	Delega	Totale
**D	HARBOR ROBECO GLOBAL CONSERVATIVE EQUITIES FUND	0	2.082	2.082
**D	GUARDIAN GLOBAL UTILITIES VIP FUND	0	439.605	439.605
**D	GUARDIAN INTERNATIONAL VALUE VIP FUND	0	525.376	525.376
**D	THE GENERAL MOTORS CANADA HOURLY PLAN TRUST	0	58.163	58.163
**D	JOHN HANCOCK WORLDWIDE INVESTORS PUBLIC LIMITED COMPANY	0	26.183	26.183
**D	HAND COMPOSITE EMPLOYEE BENEFIT TRUST	0	27.399	27.399
**D	PIMCO BALANCED INCOME FUND (CANADA)	0	13.268	13.268
**D	HARTFORD MULTI-ASSET INCOME FUND	0	4.014	4.014
**D	THE HARTFORD BALANCED FUND	0	219.126	219.126
**D	THE HARTFORD GLOBAL REAL ASSET FUND	0	102.563	102.563
**D	AMERICAN FUNDS INSURANCE SERIES GROWTH INCOME FUND	0	8.712.341	8.712.341
**D	AMERICAN FUNDS FUNDAMENTAL INVESTORS	0	56.826.957	56.826.957
**D	AMERICAN FUNDS INSURANCE SERIESASSET ALLOCATION FUND	0	24.000.000	24.000.000
**D	AMERICAN FUNDS INSURANCE SERIES GLOBAL GROWTH AND INCOME FUND	0	3.539.000	3.539.000
**D	AMERICAN FUNDS INSURANCE SERIESGLOBAL BALANCED FUND	0	88.100	88.100
**D	AMERICAN FUNDS INSURANCE SERIES CAPITAL INCOME BUILDER	0	2.264.384	2.264.384
**D	CAPITAL GROUP GLOBAL GROWTH COMMON TRUST (US)	0	1.531	1.531
**D	CAPITAL GROUP INTERNATIONAL GROWTH COMMON TRUST (US)	0	4.546	4.546
**D	CAPITAL GROUP US GROWTH AND INCOME COMMON TRUST (US)	0	803	803
**D	ROCHE U.S. RETIREMENT PLANS MASTER TRUST	0	435.761	435.761
**D	ROCHE U.S. RETIREMENT PLANS MASTER TRUST	0	1.410.789	1.410.789
**D	ROCHE U.S. RETIREMENT PLANS MASTER TRUST	0	160.038	160.038
**D	HEALTHONE	0	1.575.638	1.575.638
**D	HERITAGE AND STABILISATION FUND	0	17.700	17.700
**D	BROOKFIELD GLOBAL REAL ASSET FUND	0	20.551	20.551
**D	GLOBAL MULTI ASSET STRATEGY FUND	0	1.266.578	1.266.578
**D	WILLIAM BLAIR INTERNATIONAL GROWTH FUND	0	1.178.842	1.178.842
**D	WILLIAM BLAIR INSTITUTIONAL INTERNATIONAL GROWTH FUND	0	765.913	765.913
**D	WILLIAM BLAIR COLLECTIVE INVESTMENT TRUST	0	2.364	2.364
**D	WILLIAM BLAIR SYSTEMATIC INTERNATIONAL ALL CAP CORE FUND LLC	0	141.632	141.632
**D	KAISER FOUNDATION HEALTH PLAN INC RETIREE HEALTH AND WELFARE PLA	0	5.284	5.284
**D	FIRST CHURCH OF CHRIST SCIENTIST	0	42.448	42.448
**D	FIRST CHURCH OF CHRIST SCIENTIST	0	1.659.094	1.659.094
**D	LAZARD/WILMINGTON INTERNATIONAL EQUITY COLLECTIVE TRUST	0	183.892	183.892
**D	LAZARD/WILMINGTON COLLECTIVE TRUST	0	110	110
**D	JANUS CAPITAL MANAGEMENT LLC	0	2.872.523	2.872.523
**D	JOHNSON AND JOHNSON PENSION SAVINGS PLANS MASTER TRUST	0	32.587	32.587
**D	INVESCO MULTI SERIES FUNDS-INVESCO GLOBAL TARGETED RETURNS FUND	0	9.833	9.833
**D	INTECH GLOBAL ALL COUNTRY ENHANCED INDEX FUND LLC	0	1.479	1.479
**D	SUNAMERICA SERIES TRUST-SA LEGG MASON TACTICAL OPPORTUNITIES FO	0	38.219	38.219
**D	SEASONS SERIES TRUST SA PUTNAM ASSET ALLOCATION DIVERSIFIED GROW	0	55.309	55.309
**D	SUNAMERICA SERIES TRUST SA JPM DIVERSIFIED BALANCED PORTFOLIO	0	812	812
**D	SUNAMERICA SERIES TRUST-SA GOLDMAN SACHS MULTI-ASSET INSIGHT PRF	0	64.005	64.005
**D	SEASONS SERIES TRUST SA MULTI-MANAGED INTERNATIONAL EQUITY PORTF	0		

Assemblea Ordinaria del 14 maggio 2020

LISTA ESITO DELLE VOTAZIONE

Oggetto: Bilancio di esercizio al 31 dicembre 2019

FAVOREVOLI

Badge	Ragione Sociale	Proprio	Delega	Totale
**D	SUNAMERICA SERIES TRUST SA BLACKROCK VCP GLOBAL MULTI ASSET PORT	0	20.926	20.926
**D	SUNAMERICA SERIES TRUST- SA SCROEDERS VCP GLOBAL ALLOCATION PORT	0	14.755	14.755
**D	SUNAMERICA SERIES TRUST - SA INTERNATIONAL INDEX PORTFOLIO	0	267.270	267.270
**D	DWS GLOBAL INCOME BUILDER FUND	0	121.171	121.171
**D	DWS GLOBAL INCOME BUILDER VIP	0	20.783	20.783
**D	KP INTERNATIONAL EQUITY FUND	0	233.262	233.262
**D	KANSAS PUBLIC EMPLOYEES RETIREMENT SYSTEM	0	2.083.135	2.083.135
**D	KANSAS PUBLIC EMPLOYEES RETIREMENT SYSTEM	0	2.128.196	2.128.196
**D	CAYMAN ISLANDS CHAMBER OF COMMERCE PENSION FUND	0	71.740	71.740
**D	COUNTY OF LOS ANGELES DEFERRED COMPENSATION AND THRIFT PLAN	0	19.400	19.400
**D	LVIP BLACKROCK GLOBAL ALLOCATION FUND	0	721.052	721.052
**D	LVIP MONDRIAN INTERNATIONAL VALUE FUND	0	3.017.144	3.017.144
**D	LVIP SSGA INTERNATIONAL INDEX FUND	0	1.821.236	1.821.236
**D	COUNTY OF LOS ANGELES SAVINGS PLAN D THRIFT PLAN	0	3.800	3.800
**D	RHUMBLINE INTERNATIONAL POOLED INDEX TRUST	0	155.397	155.397
**D	STICHTING PENSIOENFONDS WOMEN	0	203.705	203.705
**D	STICHTING PENSIOENFONDS PGB MANNUMERIC-GLOBAL DEVELOPED MULTI FACTOR	0	1.361.957	1.361.957
**D	CIDEL INTERNATIONAL EQUITY FUND	0	28.066	28.066
**D	CIDEL BANK AND TRUST INC. CIDELFL	0	1.905	1.905
**D	CIDEL TRUST COMPANY	0	32.770	32.770
**D	CITY UNIVERSITY OF NEW YORK	0	11.549	11.549
**D	ABERDEEN GLOBAL ABSOLUTE RETURNSTR	0	15.737	15.737
**D	LAZARD INTERNATIONAL EQUITY (CANADA) FUND	0	57.426	57.426
**D	MAINSFAY CBRE GLOBAL INFRASTRUCTURE	0	1.277.877	1.277.877
**D	AB INTERNATIONAL STRATEGIC EQUITIES HARVESTING SERIES	0	232.340	232.340
**D	NUVEEN WINSLOW INTERNATIONAL LARGECAP FUND	0	6.536	6.536
**D	NUVEEN REAL ASSET INCOME FUND	0	2.507.988	2.507.988
**D	NUVEEN REAL ASSET INCOME AND GROWTH FUND	0	685.500	685.500
**D	TALCOTT RESOLUTION LIFE INSURANCE COMPANY	0	64.647	64.647
**D	TEXAS MUNICIPAL RETIREMENT SYSTEM	0	1.126.492	1.126.492
**D	TEXAS MUNICIPAL RETIREMENT SYSTEM	0	485.319	485.319
**D	NBI GLOBAL REAL ASSETS INCOME ETF	0	350.696	350.696
**D	BURROUGHS WELLCOME FUND	0	96.454	96.454
**D	ORIGIN INTERNATIONAL EQUITY FUND	0	52.000	52.000
**D	FIDELITY COMMONWEALTH TRUST II: FIDELITY INT'L ENHANCED INDEX FD	0	1.590.455	1.590.455
**D	FIDELITY COVINGTON TRUST: FIDELITY INTL VALUE FACTOR EIF	0	22.900	22.900
**D	FIDELITY COVINGTON TRUST: FIDELITY TARGETED INTL FACTOR ETF	0	15.952	15.952
**D	PIMCO RAE INTERNATIONAL FUND LLC	0	739.333	739.333
**D	PIMCO EQUITY SERIES: PIMCO DIVIDEND AND INCOME FUND	0	157.805	157.805
**D	PIMCO EQUITY SERIES: PIMCO RAE INTERNATIONAL FUND	0	1.163.100	1.163.100
**D	MAS PENSION SIEFORS BASICA 60-64 SA DE C.V.	0	188.779	188.779
**D	MAS PENSION SIEFORS BASICA 65-69, SA DE C.V.	0	123.282	123.282
**D	MAS PENSION SIEFORS BASICA 70-74, SA DE C.V.	0	116.128	116.128

M

369

LISTA ESITO DELLE VOTAZIONE

Oggetto: Bilancio di esercizio al 31 dicembre 2019

FAVOREVOLI

Badge	Ragione Sociale	Proprio	Delega	Totale
**D	MAS PENSION SIFORE BASICA 75-79 SA DE C.V.	0	107.325	107.325
**D	MAS PENSION SIFORE BASICA 80-84, SA. DE C.V.	0	163.853	163.853
**D	MAS PENSION SIFORE BASICA 85-89 SA DE C.V.	0	134.553	134.553
**D	MAS PENSION SIFORE BASICA 90-94, SS DE C.V.	0	58.498	58.498
**D	PFM MULTI-MANAGER SERIES TRUST - PFM MULTI-MANAGER INTERNATIONAL	0	129.377	129.377
**D	PFM MULTI-MANAGER SERIES TRUST - PFM MULTI-MANAGER INTERNATIONAL	0	55.281	55.281
**D	ARROWSTREET (CANADA) GLOBAL ALL-COUNTRY FUND I	0	1.571.425	1.571.425
**D	ARROWSTREET (CANADA) GLOBAL ALL-COUNTRY FUND II	0	622.476	622.476
**D	ARROWSTREET (CANADA) INTERNATIONAL DEVELOPED MARKET EX US FUND I	0	136.048	136.048
**D	ARROWSTREET (CANADA) GLOBAL WORLD FUND I	0	358.255	358.255
**D	PUNAM WORLD TRUST	0	15.868	15.868
**D	PES:PFMCO RAFI DYNAMIC MULTI-FACTOR INTERNATIONAL EQUITY ETF	0	15.805	15.805
**D	INTEL CORPORATION RETIREE MEDICAL PLAN TRUST	0	84.567	84.567
**D	ALASKA COMMON TRUST FUND	0	315.882	315.882
**D	RUSSELL INVESTMENTS INSTITUTIONAL FUNDS, LLC INTERNATIONAL EQUIT	0	254.601	254.601
**D	RUSSELL INVESTMENTS INSTITUTIONAL FUNDS, LLC GLOBAL LISTED INFRA	0	693.266	693.266
**D	RUSSELL INVESTMENTS INSTITUTIONAL FUNDS, LLC GLOBAL EQUITY PLUS	0	11.165	11.165
**D	SSGA MSCI ACWI EX-USA INDEX NON-LENDING DAILY TRUST	0	181.067	181.067
**D	SERVICES GROUP OF AMERICA INC	0	61.161	61.161
**D	STANDARD LIFE INVESTMENTS GLOBAL ABSOLUTE RETURN STRATEGIES MAST	0	343.056	343.056
**D	WILMINGTON TRUST COLLECTIVE INVESTMENT TRUST	0	268.444	268.444
**D	ROMAN CATHOLIC BISHOP OF SPRINGFIELD A CORPORATION SOLE	0	9.253	9.253
**D	INTEL RETIREMENT PLANS COLLECTIVE INVESTMENT TRUST	0	8.820	8.820
**D	INTEL RETIREMENT PLANS COLLECTIVE INVESTMENT TRUST	0	127.406	127.406
**D	TJ-NONQUALIFIED, LLC	0	601.258	601.258
**D	TENNESSEE CONSOLIDATED RETIREMENT SYSTEM	0	6.114.351	6.114.351
**D	TJ-QUALIFIED, LLC	0	113.940	113.940
**D	VANGUARD FTSE DEVELOPED EUROPE ALL CAP INDEX ETF	0	111.556	111.556
**D	VANGUARD FTSE DEVELOPED ALL CAP EX NORTH AMERICA INDEX ETF	0	504.346	504.346
**D	VANGUARD DEVELOPED ALL-CAP EX NORTH AMERICA EQUITY INDEX POOLED	0	42.381	42.381
**D	VANGUARD GLOBAL MOMENTUM FACTOR ETF	0	4.088	4.088
**D	VANGUARD FTSE DEVELOPED EX NORTH AMERICA HIGH DIVIDEND YIELD IND	0	13.189	13.189
**D	CAPITAL GROUP INTERNATIONAL EQUITY FUND (CANADA)	0	851.869	851.869
**D	CAPITAL GROUP CANADIAN FOCUSED EQUITY FUND (CANADA)	0	130.720	130.720
**D	CAPITAL GROUP GLOBAL BALANCED FUND (CANADA)	0	834.000	834.000
**D	CAPITAL GROUP CAPITAL INCOME BUILDER (CANADA)	0	134.062	134.062
**D	WELLS FARGO DIVERSIFIED INTERNATIONAL FUND	0	59.200	59.200
**D	WELLS FARGO MASTER TRUST INTERNATIONAL VALUE PORTFOLIO	0	1.405.800	1.405.800
**D	WELLS FARGO FACTOR ENHANCED INTERNATIONAL PORTFOLIO	0	447.698	447.698
**D	WELLS FARGO BK DECL OF TRUST ESTABL INVEST FUNDS EMPLOYEE BEN TR	0	1.973.223	1.973.223
**D	WELLINGTON COMPOUND GROWTH, L.F.	0	115.966	115.966
**D	WILMINGTON TRUST COLLECTIVE INVESTMENT TRUST	0	15.289	15.289

Assemblea Ordinaria del 14 maggio 2020

LISTA ESITO DELLE VOTAZIONE

Oggetto: Bilancio di esercizio al 31 dicembre 2019

FAVOREVOLI

Badge	Ragione Sociale	Proprio	Delega	Totale
**D	VANGUARD ENERGY FUND	0	6.838.867	6.838.867
**D	VANGUARD TOTAL WORLD STOCK INDEX FUND	0	2.800.714	2.800.714
**D	VANGUARD DEVELOPED MARKETS INDEX FUND	0	50.029.780	50.029.780
**D	THE METHODIST HOSPITAL	0	378.100	378.100
**D	HC CAPITAL TRUST- THE INSTITUTIONAL INTERNATIONAL EQUITY PORTFOL	0	600.413	600.413
**D	HC CAPITAL TRUST- THE INSTITUTIONAL INTERNATIONAL EQUITY PORTFOL	0	325.353	325.353
**D	HC CAPITAL TRUST - THE ESG GROWTH PORTFOLIO	0	20.943	20.943
**D	HC CAPITAL TRUST- THE CATHOLIC SRI GROWTH PORTFOLIO	0	12.144	12.144
**D	ARKWRIGHT, LLC	0	43.303	43.303
**D	HC CAPITAL TRUST - THE INTERNATIONAL EQUITY PORTFOLIO	0	199.184	199.184
**D	INTERNATIONAL MONETARY FUND	0	256.063	256.063
**D	INTERNATIONAL MONETARY FUND	0	274.787	274.787
**D	PUTNAM VARIABLE TRUST - PUTNAM VT GLOBAL ASSET ALLOCATION FUND	0	16.374	16.374
**D	PUTNAM DYNAMIC ASSET ALLOCATION GROWTH FUND	0	363.625	363.625
**D	PUTNAM DYNAMIC ASSET ALLOCATION BALANCED FUND	0	244.514	244.514
**D	PUTNAM DYNAMIC ASSET ALLOCATION CONSERVATIVE FUND	0	84.072	84.072
**D	PUTNAM TOTAL RETURN TRUST	0	28.052	28.052
**D	PUTNAM RETIREMENT ADVANTAGE GAA GROWTH PORTFOLIO	0	298.672	298.672
**D	PUTNAM RETIREMENT ADVANTAGE GAA BALANCE PORTFOLIO	0	165.545	165.545
**D	PUTNAM RETIREMENT ADVANTAGE GAA CONSERVATIVE PORTFOLIO	0	45.497	45.497
**D	PUTNAM RETIREMENT ADVANTAGE GAA INCOME STRATEGIES PORTFOLIO	0	46.565	46.565
**D	PUTNAM RETIREMENT ADVANTAGE GAA EQUITY PORTFOLIO	0	91.135	91.135
**D	PUTNAM TOTAL RETURN FUND, LLC	0	20.271	20.271
**D	THE STATE OF NEVADA	0	39.720	39.720
**D	PUTNAM DYNAMIC ASSET ALLOCATION EQUITY FUND	0	10.323	10.323
**D	COHEN & STEERS REAL ASSETS FUND, INC	0	8.592	8.592
**D	COHEN & STEERS INFRASTRUCTURE FUND, INC.	0	1.984.266	1.984.266
**D	COHEN & STEERS GLOBAL INFRASTRUCTURE FUND, INC	0	211.790	211.790
**D	COHEN & STEERS ALTERNATIVE INCOME FUND, INC	0	6.698	6.698
**D	COHEN & STEERS, INC.	0	509	509
**D	INTERNATIONAL MONETARY FUND	0	165.645	165.645
**D	THORNBURG INTERNATIONAL VALUE FUND	0	5.915.401	5.915.401
**D	THORNBURG INVESTMENT INCOME BUILDER FUND	0	37.943.171	37.943.171
**D	THORNBURG BETTER WORLD INTERNATIONAL FUND	0	267.133	267.133
**D	CANADA PENSION PLAN INVESTMENT BOARD	0	26.015	26.015
**D	MUSASHI SMART PREMIA FUND	0	15.810	15.810
**D	ALLIANCEBERNSTEIN INTERNATIONAL ALL-COUNTRY PASSIVE SERIES	0	17.889	17.889
**D	ALLIANCEBERNSTEIN EUROPEAN OPPORTUNITIES SERIES	0	2.695.950	2.695.950
**D	TMCT, LLC	0	100.434	100.434
**D	TMCT II	0	123.868	123.868
**D	MCIC VERMONT A RECIPROCAL RISK RETENTION GROUP	0	50.796	50.796
**D	ALLIANCEBERNSTEIN DELAWARE BUSINESS TRUST - AB INTERNATIONAL STRATEGIC EQUITIES SERIES	0	1.185.066	1.185.066
**D	AB GLOBAL RESEARCH INSIGHTS SERIES	0	5.791.206	5.791.206



81

35

LISTA ESITO DELLE VOTAZIONE

Oggetto: Bilancio di esercizio al 31 dicembre 2019

FAVOREVOLI

Badge	Regione Sociale	Proprio	Delega	Totale
**D	ALLIANCEBERNSTEIN DELAWARE BUSINESS TRUST-AB GLOBAL RESEARCH INSIGHTS SERIES II	0	1.504.660	1.504.660
**D	LAZARD INTERNATIONAL STRATEGIC EQUITY TRUST	0	937.286	937.286
**D	LAZARD INTERNATIONAL EQUITY TRUST	0	387.602	387.602
**D	HOEHL FAMILY PARTNERS I LLC	0	16.030	16.030
**D	IRR TRUST OF ELIZABETH M. WEBSTER ROCKEFELLER TRUST COMPANY (DELAWARE)	0	6.297	6.297
**D	JAMES E. GRIFFITH FAMILY TRUST DTD9/30/1977	0	18.066	18.066
**D	FERDINAND COLLOREDO-MANSFELD 2001 CHARITABLE REMAINDER UNITRUST	0	4.195	4.195
**D	ANNE E. PENEFIELD 1999 IRREVOCABLE TRUST	0	1.769	1.769
**D	FRANZ F. COLLOREDO-MANSFELD 1999 IRREVOCABLE TRUST	0	2.171	2.171
**D	RUDOLF J. COLLOREDO-MANSFELD 1999 IRREVOCABLE TRUST	0	1.758	1.758
**D	TRUST FOR MUTUAL UNDERSTANDING	0	44.341	44.341
**D	TRUST U/W JOHN D. ROCKEFELLER FBOELIZABETH STRONG-CUEVAS	0	178.916	178.916
**D	THE FREEBAIN CHARITABLE LEAD ANNUITY TRUST	0	6.922	6.922
**D	PALOMA RHEEM INVESTMENTS	0	81.022	81.022
**D	TRUST U/W MALINDA M. MENOTTI	0	4.155	4.155
**D	TR. B FBO DESCEN OF A MAUTZR B FBO DESCENDANTS ABBY R. MAUZE, E	0	86.505	86.505
**D	MAC STEMBERG IRREVOCABLE TRUST	0	7.324	7.324
**D	THOMAS G. STEMBERG LIMITED	0	21.955	21.955
**D	THE ROSFAM 2009 TRUST	0	5.398	5.398
**D	J. H. WADE FAMILY TRUST	0	104.283	104.283
**D	J. H. WADE LONG FAMILY TRUST	0	57.139	57.139
**D	J. H. E. V. WADE GST TRUST	0	7.499	7.499
**D	W. H. VANDERBILT TRUST F/B/O EMILY	0	5.595	5.595
**D	ELLERY SEDGWICK JR GRANCHILDRENS TR C/O THE ROCKFELLER TRUST CO (DE)	0	7.976	7.976
**D	ASHFORTH PROPERTIES INC.	0	10.678	10.678
**D	ELLERYSEDGWICK	0	12.056	12.056
**D	ELLERY WATKINS SEDGWICK TRUST	0	8.791	8.791
**D	ELIZABETH SERGEANT SEDGWICK TRUST	0	8.824	8.824
**D	ELLERY SEDGWICK, III TRUST	0	15.017	15.017
**D	GEORGE AND MARGARET MCNEILL TIC	0	13.350	13.350
**D	MCNEILL GROUP, LTD	0	23.509	23.509
**D	MCNEILL CHARITABLE FOUNDATION	0	10.813	10.813
**D	THEODORE SEDGWICK MASTER TRUST	0	30.750	30.750
**D	ELLERY SEDGWICK III MASTER TRUST	0	39.809	39.809
**D	GST NON EXEMPT TRUST FBO WILLIAM	0	11.395	11.395
**D	GST NON EXEMPT TRUST FBO ELIZA O.	0	11.393	11.393
**D	GST NON EXEMPT TRUST FBO K. KLEMENTIS	0	11.395	11.395
**D	ARTICLE 9 TRUST U/W GLADYS T PERKINS	0	16.661	16.661
**D	RICHARD S. PERKIN TRUST FBO WINNIE PERKIN GRAY	0	16.321	16.321
**D	TRUST 10/18/99 FBO ELIZA MILTONO NEILL	0	50.017	50.017
**D	KALYNDA R. KLEMENTIS TRUST	0	37.732	37.732
**D	TRUST 05/15/79 MARILYN M. SIMPSON F/B/O KALYNDA KLEMENTIS	0	7.247	7.247
**D	TR. B FBO ABBY R SIMPSON TR B 8/03/60 FBO ABBY R. SIMPSON C/O THE ROCKEFELLER TRUST COMPANY	0	38.423	38.423

EA

352

LISTA ESITO DELLE VOTAZIONE
 Oggetto: Bilancio di esercizio al 31 dicembre 2019

FAVOREVOLI

Badge	Ragione Sociale	Proprio	Delega	Totale
**D	CHARITABLE TRUST ART. NINTH U/W	0	61.280	61.280
**D	TRUST 12/30/69 F/B/O DESCENDANTS OF JOHN D. ROCKEFELLER 3RD	0	91.804	91.804
**D	TRUST U/A 4/1/93 F/B/O SANDRA FERR	0	71.632	71.632
**D	THE HOPI TRIBE	0	13.276	13.276
**D	EDWARD JOHN NOBLE FOUNDATION, INC	0	60.794	60.794
**D	THE FREEMAN FOUNDATION	0	597.573	597.573
**D	RCB INVESTMENT PARTNERS LLC	0	25.640	25.640
**D	WIN PROPERTIES	0	22.682	22.682
**D	THE STARR FOUNDATION	0	339.167	339.167
**D	BROOKLYN PUBLIC LIBRARY	0	13.851	13.851
**D	BRETT CARR UNITRUST	0	8.234	8.234
**D	JAMES NEWHOUSE ISSUE GST EXEMPT	0	8.480	8.480
**D	JAMES B. ORTHWEIN RES TR FBO ROMAI	0	48.826	48.826
**D	LOEB ARTICLE THREE TRUST	0	27.737	27.737
**D	JAMES L. LOEB 1965 TRUST FBO JAMES L. JR	0	8.281	8.281
**D	LOEB FAMILY INVESTMENTS, LP	0	46.866	46.866
**D	JAMES L. LOEB 1962 TRUST FBO ELIZABETH FRIEDMAN	0	8.896	8.896
**D	DOUGLAS NEWHOUSE ISSUE GST	0	10.678	10.678
**D	DOUGLAS NEWHOUSE HOLLY BANNISTER	0	17.260	17.260
**D	ELERAN, L.L.C.	0	50.421	50.421
**D	TRUST B FBO RODMAN C. ROCKEFELLER	0	23.926	23.926
**D	TRUST 05/24/51 FBO ANN R. ROBERTS	0	12.479	12.479
**D	TR. B FBO SONS OF NELSON A. ROCKEFELLER	0	22.717	22.717
**D	TR B 5/24/51 FBO MARY R MORGAN	0	14.439	14.439
**D	TRUST 11/04/64 FBO NELSON A. ROCKEFELLER, JR.	0	48.234	48.234
**D	TRUST 05/23/67 FBO MARK F. ROCKEFELLER	0	49.204	49.204
**D	TR B 10/20/76 N A ROCKEFELLER M F ROCKEFELLER CO., INC.	0	101.674	101.674
**D	TRUST 12/31/69 FBO DESCENDANTS OF LAURANCE S. ROCKEFELLER	0	141.518	141.518
**D	JAMES F. SULLIVAN 2006 MARITAL TRUST	0	73.869	73.869
**D	THE ANNA SHIELDS HAMLET 1967 TRUST	0	16.703	16.703
**D	THE ETTINGER FOUNDATION, INC.	0	7.255	7.255
**D	THE TRUSTEES OF THE DIOCESE OF SOUTH OHIO	0	18.083	18.083
**D	LARRY AND WENDY'S DESCENDANTS TRUST	0	3.734	3.734
**D	THE KRIMENDAHL/SAINT-AMAND FOUNDATION	0	11.261	11.261
**D	TRUST 12/16/76 FBO DESCENDANTS OF WINTHROP P. ROCKEFELLER	0	141.107	141.107
**D	INFINITY THREE TRUST	0	11.057	11.057
**D	RED RIVER FAMILY NON-EXEMPT TRUST	0	21.236	21.236
**D	LAWRENCE V. RAWL FAMILY TRUST	0	13.319	13.319
**D	ART 4 DESCENDANT TR/KELLY GUZIEJK	0	21.518	21.518
**D	KELLY R GUZIEJKA FAMILY TRUST	0	13.275	13.275
**D	1998 KELLY R. GUZIEJKA FAMILY TRUS	0	11.784	11.784
**D	KELLY R. GUZIEJKA REVOCABLE TRUST	0	9.896	9.896
**D	MARITAL TRUST U/A SIXTH OF R.G.ROCKEFELLER	0	26.321	26.321

SA

353

LISTA ESITO DELLE VOTAZIONE

Oggetto: Bilancio di esercizio al 31 dicembre 2019

FAVOREVOLI

Badge	Ragione Sociale	Proprio	Delega	Totale
**D	ROCKEFELLER - KING FAMILY 2012	0	10.200	10.200
**D	LIBRA FUND, LIMITED PARTNERSHIP	0	135.183	135.183
**D	LIBRA FUND QP, LP	0	207.186	207.186
**D	RFS OPCO LLC	0	6.151	6.151
**D	ROCKEFELLER GLOBAL EQUITY FUND II QP LP	0	506.542	506.542
**D	ROCKEFELLER GLOBAL EQUITY FUND II LP	0	185.978	185.978
**D	ROCKEFELLER BALANCED FUND, L.P.	0	403.727	403.727
**D	ROCKEFELLER GLOBAL EQ DIV YIELD	0	201.318	201.318
**D	ROCKEFELLER GLOBAL DIVIDEND GROWTH	0	177.952	177.952
**D	ROCKEFELLER GLOBAL EQUITY FUND I, L.	0	192.531	192.531
**D	ROCKEFELLER GLOBAL EQUITY FUND III	0	1.126.760	1.126.760
**D	ROCKEFELLER INTERNATIONAL EQUITY FUN	0	408.628	408.628
**D	THE THOMPSON FAMILY FOUNDATION	0	84.965	84.965
**D	GARVIN NON-EXEMET TR UW ANNE F.:70E::REGI//GARVIN	0	29.417	29.417
**D	MMR ENTERPRISES INC	0	4.511	4.511
**D	TENEDORA SELECTA, S.A.	0	4.866	4.866
**D	LOGISTICS DEVELOPMENT, INC	0	4.496	4.496
**D	THE HARLAN E. ANDERSON FOUNDATION	0	15.693	15.693
**D	THE BRIAN A. ANDERSON TRUST - 1976	0	13.924	13.924
**D	ALEC FREEMAN 2013 GST TRUST	0	3.758	3.758
**D	COLIN FREEMAN 2013 GST TRUST	0	3.758	3.758
**D	MARITAL TRUST UNDER STEVEN K. SYDNESS	0	23.265	23.265
**D	LISA H SYDNESS REVOCABLE TRUST	0	7.818	7.818
**D	THE EYE EAR FOUNDATION OF PITTEBURGH	0	25.250	25.250
**D	VICTORIA CORP	0	41.779	41.779
**D	ACUERDO HOLDINGS INC	0	13.838	13.838
**D	TOK GLOBAL LTD	0	1.796	1.796
**D	PAX TRADING CORP	0	20.286	20.286
**D	PUTTO HOLDINGS INC.	0	3.490	3.490
**D	THE ANNA SHIELDS HAMLET 1963 TRUST	0	6.551	6.551
**D	COMPUTERSHARE SPA RAPPRESENTANTE DESIGNATO QUALE DELEGATO 135-UNDECIES TUF IN PERSONA DI ENRICO MONICELLI	0	0	0
2	COMPUTERSHARE SPA RAPPRESENTANTE DESIGNATO QUALE DELEGATO /SUBDELEGATO 135-NOVIES IN PERSONA DI ENRICO MONICELLI	0	52.417.000	52.417.000
**D	CASSA NAZIONALE DI PREVIDENZA E ASSISTENZA FORENSE	0	32.077.115	32.077.115
**D	FONDAZIONE ENPAM	0	0	0
3	COMPUTERSHARE SPA RAPPRESENTANTE DESIGNATO QUALE DELEGATO /SUBDELEGATO 135-NOVIES IN PERSONA DI ENRICO MONICELLI	0	0	0
**D	MINISTERO DELL'ECONOMIA E DELLE FINANZE	0	2.397.856.331	2.397.856.331
**D	HC RENTE	0	75.656	75.656
**D	SIEMENS-FONDS SIEMENS-RENTE	0	1.569.419	1.569.419
**D	SIEMENS DC BALANCED	0	44.012	44.012
***	SARDOC STEFANIA	0	1.000	1.000
Totale voti			7.144.746.538	

89

354

ENEL S.p.A.

Assemblea Ordinaria del 14 maggio 2020

LISTA ESITO DELLE VOTAZIONE
Oggetto: Bilancio di esercizio al 31 dicembre 2019

Badge Ragione Sociale
Percentuale votanti % 99,216202
Percentuale Capitale % 70,276104

FAVOREVOLI

Proprio Delega Totale

355

EB



LISTA ESITO DELLE VOTAZIONE

Oggetto: Bilancio di esercizio al 31 dicembre 2019

CONTRARI

Badge	Ragione Sociale	Proprio	Delega	Totale
1	COMPUTERSHARE SPA RAPPRESENTANTE DESIGNATO QUALE SUBDELEGATO 135-NOVIES (ST-TREVISAN) IN PERSONA DI ENRICO MONICELLI	0	0	0
**D	FCP ERAFF ACT EURI AMUND	0	1.100.579	1.100.579
**D	ERAPP ACTION EURO III	0	5.300.000	5.300.000
**D	FCP ERAFF ACTIONS EUROS4 EDRAM	0	10.494.400	10.494.400
Totale voti		16.894.979		
Percentuale votanti %		0,234614		
Percentuale Capitale %		0,166180		

Assemblea Ordinaria del 14 maggio 2020

ENEL S.p.A.

LISTA ESITO DELLE VOTAZIONE

Oggetto: Bilancio di esercizio al 31 dicembre 2019

ASTENUTI

Badge	Ragione Sociale	Proprio	Delega	Totale
1	COMPUTERSHARE SPA RAPPRESENTANTE DESIGNATO QUALE SUBDELEGATO 135-NOVIES (ST.TREVISAN) IN PERSONA DI ENRICO MONICELLI	0	0	0
**D	REGARD ACTIONS DEVELOPEMENT DURABLE	0	285.000	285.000
**D	REGARD ACTIONS CROISSANCE	0	210.000	210.000
**D	REGARD ACTIONS EURO	0	500.000	500.000
**D	CHALLENGE FUNDS - CHALLENGE ITALIAN EQUITY	0	2.000.000	2.000.000
**D	CHALLENGE ENERGY FUND 2	0	258.282	258.282
**D	CHALLENGE INTERNATIONAL EQUITY 2	0	76.114	76.114
**D	CHALLENGE EUROPEAN EQUITY 2	0	577.055	577.055
**D	CHALLENGE EUROPEAN EQUITY MGR	0	144.364	144.364
**D	MEDIO M STANLEY GBL SLTN 1 -CASH	0	211.984	211.984
**D	INFRASTRUCTURE OPPORTUNITY COLLECTION 2	0	310.757	310.757
**D	EUROPEAN COLLECTION	0	131.323	131.323
**D	DYNAMIC INTERNATIONAL VALUEOPPORTUNITY 1	0	958.845	958.845
**D	CHALLENGE EUROPEAN EQUITY	0	482.453	482.453
**D	MIFL BB EC EU EQ INCOME	0	98.503	98.503
**D	COUPON STRATEGY COLLECTION FERF	0	99.663	99.663
**D	CITY OF NEW YORK GROUP TRUST	0	3.182.542	3.182.542
**D	OHIO NATIONAL FUND, INC.- ON INTERNATIONAL EQUITY PORTFOLIO	0	192.195	192.195
**D	OHIO NATIONAL FUND, INC.- ON FOREIGN PORTFOLIO	0	22.583	22.583
3	COMPUTERSHARE SPA RAPPRESENTANTE DESIGNATO QUALE DELEGATO /SUBDELEGATO 135-NOVIES IN PERSONA DI ENRICO MONICELLI	0	0	0
**D	FONDAZIONE FINANZA ETICA	0	250	250

Totale voti 9.741.913
 Percentuale votanti % 0,135282
 Percentuale Capitale % 0,095822

SM

357

LISTA ESITO DELLE VOTAZIONE
 Oggetto: Bilancio di esercizio al 31 dicembre 2019

NON VOTANTI

Badge	Ragione Sociale	Proprio	Delega	Totale
1	COMPUTERSHARE SPA RAPPRESENTANTE DESIGNATO QUALE SUBDELEGATO 135-NOVIES (ST. TREVISAN) IN PERSONA DI ENRICO MONICELLI	0	0	0
**D	BANCOPOSTA AZ INTERNAZIONALE	0	560.740	560.740
**D	BANCOPOSTA AZIONARIO EUR	0	980.109	980.109
**D	GIP ALTO INTL AZ	0	98.090	98.090
**D	BANCOPOSTA GLOBAL EQUITY LTE BANCOPOSTA	0	12.054	12.054
**D	GENERALI INVESTMENTS SICAV	0	115.159	115.159
**D	GENERALI SMART FUNDS SICAV	0	306.653	306.653
**D	GENERALI EURO ACTIONS	0	230.805	230.805
**D	KAIROS INTERNATIONAL SICAV EUROPESSG	0	49.250	49.250
**D	KAIROS INTERNATIONAL SICAV - ITALIA	0	1.500.000	1.500.000
**D	KAIROS INTERNATIONAL SICAV - KEY	0	800.000	800.000
**D	KAIROS INTERNATIONAL SICAV - TARGET ITALY ALPHA	0	160.000	160.000
**D	BANCOPOSTA MIX 3	0	450.900	450.900
**D	BANCOPOSTA MIX 2	0	307.450	307.450
**D	BANCOPOSTA MIX 1	0	125.870	125.870
**D	POSTE INVESTO SOSTENIBILE BANCOPOSTA FON	0	6.961	6.961
**D	GENERALI MULTIPORTFOLIO SOLUTIONS SICAV	0	151.656	151.656
**D	INTERFUND SICAV INTERFUND EQUITY ITALY	0	274.000	274.000
**D	FIDEURAM ASSET MANAGEMENT (IRELAND) FONDITALIA EQUITY ITALY	0	5.964.000	5.964.000
**D	PRAMERICA SICAV	0	3.500.000	3.500.000
**D	FIDEURAM INVESTIMENTI SGR - FIDEURAM ITALIA	0	260.000	260.000
**D	FIDEURAM INVESTIMENTI SGR - PIANO AZIONI ITALIA	0	5.830.000	5.830.000
**D	FIDEURAM INVESTIMENTI SGR - PIANO BILANCIATO ITALIA 50	0	1.332.000	1.332.000
**D	FIDEURAM INVESTIMENTI SGR - PIANO BILANCIATO ITALIA 30	0	126.000	126.000
**D	EIS - EURO EQUITY INSURANCE CAPITAL LIGHT	0	538.537	538.537
**D	EIS PB EQUITY EUR	0	182.341	182.341
**D	EUF - EQUITY EURO LTE	0	199.047	199.047
**D	ISE - VALORE CEDOLA GLOBALE - 04/2015	0	21.276	21.276
**D	ISE - MULTIASSET CEDOLA GLOBALE - 12/2015	0	120.355	120.355
**D	EFF - ABSOLUTE Q-MULTISTRATEGY	0	971	971
**D	EIS - ABSOLUTE RISK OVERLAY MODERATO	0	8.427	8.427
**D	EIS - MULTIASSET RISK OVERLAY	0	53.506	53.506
**D	EUF - EQUITY ITALY SMART VOLATILITY	0	172.125	172.125
**D	ISE - VALORE CEDOLA GLOBALE - 09/2015	0	12.373	12.373
**D	ISE - MULTIASSET ABSOLUTE 3 ANNI - 04/2016	0	1.670	1.670
**D	EUF - TOP EUROPEAN RESEARCH	0	1.187.843	1.187.843
**D	EFF - ENHANCED CONSTANT RISK CONTRIBUTION	0	46.693	46.693
**D	EUF - ACTIVE ALLOCATION	0	750.000	750.000
**D	ISE - GLOBAL INCOME MULTITRENDER - 09/2015	0	65.363	65.363
**D	ISE - MULTIASSET ABSOLUTE 3 ANNI - 07/2016	0	1.705	1.705
**D	EUF - EQUITY EUROPE LTE	0	467.031	467.031
**D	EFF - Q-FLEXIBLE	0	965.394	965.394

358



SA

LISTA ESITO DELLE VOTAZIONE

Oggetto: Bilancio di esercizio al 31 dicembre 2019

Badge	Ragione Sociale
**D	ISE - VALORE CEDOLA GLOBALE - 07/2015
**D	ISE - MULTIASET CEDOLA GLOBALE - 02/2016
**D	EUF - ITALIAN EQUITY OPPORTUNITIES
**D	EPF - EURO Q-EQUITY
**D	ISE - GLOBAL DYNAMIC MULTITRENDER - 06/2015
**D	ISE - DYNAMIC INCOME MULTITRENDER - 01/2016
**D	EUF - EQUITY INNOVATION

Totale voti 29.805.897
 Percentuale votanti % 0,413902
 Percentuale Capitale % 0,293172

NON VOTANTI

Proprio	Delega	Totale
0	12.539	12.539
0	170.390	170.390
0	835.090	835.090
0	507.123	507.123
0	18.083	18.083
0	16.530	16.530
0	309.788	309.788

35P

ENEL S.p.A.

Assemblea Ordinaria del 14 maggio 2020

LISTA ESITO DELLE VOTAZIONE

Oggetto: Destinazione dell'utile di esercizio

FAVOREVOLI

Badge	Ragione Sociale	Proprio	Delega	Totale
1	COMPUTERSHARE SPA RAPPRESENTANTE DESIGNATO QUALE SUBDELEGATO 135-NOVIES (ST.TREVISAN) IN PERSONA DI ENRICO MONICELLI	0	0	0
**D	ARCA FONDI SGR - FONDO ARCA AZIONI ITALIA	0	3.890.000	3.890.000
**D	ARCA FONDI SGR - FONDO ARCA ECONOMIA REALE BILANCIATO ITALIA 55	0	390.000	390.000
**D	JPMORGAN INVESTMENT FUNDS	0	22.845.692	22.845.692
**D	JPMORGAN FUNDS	0	11.888.892	11.888.892
**D	CAPITAL INTERNATIONAL FUND	0	5.314.277	5.314.277
**D	MORGAN STANLEY INVESTMENT FUNDS	0	148.434	148.434
**D	FRANKLIN TEMPLETON INVESTMENT FUNDS	0	9.337	9.337
**D	CAPITAL INTERNATIONAL FUND	0	119.000	119.000
**D	GERANA SICAV-SIF, S.A.	0	527.378	527.378
**D	T. ROME PRICE FUNDS SICAV	0	9.966	9.966
**D	ARK LIFE ASSURANCE COMPANY LIMITED	0	374.152	374.152
**D	JPMORGAN FUNDS (IRELAND) ICAY	0	4.853	4.853
**D	BLACKROCK FUNDS I ICAY	0	6.482	6.482
**D	UBS (IRL) INVESTOR SELECTION FUND	0	7.281.422	7.281.422
**D	THE JUPITER GLOBAL FUND SICAV	0	265.063	265.063
**D	SCHRODER INTERNATIONAL SELECTION FUND	0	200.625	200.625
**D	FEDERATED UNIT TRUST	0	2.691.075	2.691.075
**D	UNIVERSAL INVEST SICAV	0	158.900	158.900
**D	BELFIUS PENSIONFUNDS	0	5.699.217	5.699.217
**D	ZURICH COMPANHIA SEGUROS SA	0	579.960	579.960
**D	SCHWAB INTERNATIONAL INDEX FUND	0	98.785	98.785
**D	THE MASTER TRUST BANK OF JAPAN LTD	0	3.573.131	3.573.131
**D	THE MASTER TRUST BANK OF JAPAN LTD	0	36.238	36.238
**D	SEI INST INVEST TRUST WORLD EQ EX-US FUN	0	137.876	137.876
**D	JAPAN TRUSTEE SERVICES BANK LTD	0	506.479	506.479
**D	JAPAN TRUSTEE SERVICES BANK LTD	0	48.153	48.153
**D	JAPAN TRUSTEE SERVICES BANK LTD	0	97.300	97.300
**D	THORNEURG INTERNATIONAL EQUITY	0	12.354	12.354
**D	SEI INST MANAG TR GLOBAL MANAG VOLAT FND	0	7.270	7.270
**D	GIM TOKYO FD	0	23.961	23.961
**D	MF PICTET MULTI ASSET FUND	0	293.765	293.765
**D	MS HORIZONS MULTIACTIVOS GLOBAL PRUDENTE FUND	0	48.309	48.309
**D	ME/B WORLD EQUITY FUND	0	56.165	56.165
**D	JAPAN TRUSTEE SERVICES BANK LTD	0	21.439	21.439
**D	JAPAN TRUSTEE SERVICES BANK LTD	0	8.576	8.576
**D	JAPAN TRUSTEE SERVICES BANK LTD	0	3.158	3.158
**D	SEI INST INV TRU SCREENED WOR EQ EX US F	0	48.400	48.400
**D	THORNBURG INTERNATIONAL EQUITY FUND	0	99.910	99.910
**D	JAPAN TRUSTEE SERVICES BANK LTD	0	40.010	40.010
**D	JAPAN TRUSTEE SERVICES BANK LTD	0	13.301	13.301
**D	JAPAN TRUSTEE SERVICES BANK LTD	0	37.241	37.241

Pagina 1

360

LISTA ESITO DELLE VOTAZIONI

Oggetto: Destinazione dell'utile di esercizio

FAVOREVOLI

Badge	Ragione Sociale	Proprio	Delega	Totale
**D	EUROPEAN EQUITY FUND INC.	0	340.000	340.000
**D	THE MASTER TRUST BANK OF JAPAN LTD	0	31.868	31.868
**D	SEI INSTITUT INTE TRUST INTERNAT ECY FU	0	1.391.893	1.391.893
**D	PIONEER FLEXIBLE OPORTUNITIES FUND	0	637.103	637.103
**D	THE MASTER TRUST BANK OF JAPAN LTD	0	49.720	49.720
**D	JAPAN TRUSTEE SERVICES BANK LTD	0	53.751	53.751
**D	VANGUARD FUNDS PLC	0	5.975.795	5.975.795
**D	THE MASTER TRUST BANK OF JAPAN LTD	0	5.300	5.300
**D	LCAM GLOBAL EQUITY FUNDS	0	151.514	151.514
**D	SCHWAB FUNDAMENTAL INTER LARGE COMP IN F	0	844.669	844.669
**D	VANGUARD INVESTMENT SERIES PLC	0	10.199.815	10.199.815
**D	SEI TRUST COMPANY FOR THE BENEFIT O	0	82.308	82.308
**D	LOS ANGELES CAPITAL GLOBAL FUND PLC	0	23.742	23.742
**D	KBI GLOBAL RESOURCES SOLUTIONS CIT	0	47.013	47.013
**D	CAMBIAR INTERNAT EQUITY COLLEC INV TRUST	0	3.937	3.937
**D	SGA INTERNATIONAL EQUITY CIT	0	56.800	56.800
**D	SGA INTERNATIONAL EQUITY FUND	0	5.850	5.850
**D	THE MASTER TRUST BANK OF JAPAN LTD	0	54.537	54.537
**D	SEI INST.MAN.TRUST - MIM VOLAT.FUND	0	296.955	296.955
**D	THE MASTER TRUST BANK OF JAPAN LTD	0	15.067	15.067
**D	SEI INSTITUT INV.TRUST WORLD SEL.EQU.FUN	0	267.871	267.871
**D	DEVELOPED INTERNATION EQUITY SELECT ETF	0	3.267	3.267
**D	MOMDRIAN INT.EQ.COLLECTIVE.INV.TRUST	0	1.092.640	1.092.640
**D	JPMORGAN ETFs (IRELAND) ICADV	0	302.514	302.514
**D	FIDELITY COMMON CONTRACTUAL FUND II	0	275.182	275.182
**D	SEI TRUST COMPANY FOR THE BENEFIT OF SGA INTERANTIONAL EQUITY PLUS CIT	0	319.660	319.660
**D	SANLAM UNIVERSAL FUNDS PLC	0	14.353	14.353
**D	SEI TRUST COMPANY FOR THE BENEFIT	0	85.133	85.133
**D	SIX CIRCLES INTERNAT UNCONSTRAIN EQ FUND	0	16.501.324	16.501.324
**D	SIX CIRCLES MANAGED EQUITY FOR	0	184.068	184.068
**D	SIX CIRC MAN EQ PORT INT UNCON	0	1.598.709	1.598.709
**D	GQG PARTNERS GLOBAL QUALITY EQUITY FUND	0	257.793	257.793
**D	THE MASTER TRUST BANK OF JAPAN LTD	0	14.032	14.032
**D	LACH WORLD EQ WEAL	0	829	829
**D	JAPAN TRUSTEE SERVICES BANK LTD	0	680.121	680.121
**D	JAPAN TRUSTEE SERVICES BANK LTD	0	18.655	18.655
**D	COHEN & STEERS GLOBAL LIST. INFR.FD	0	135.692	135.692
**D	NUVEEN GLOBAL INFRASTRUCTURE FUND	0	1.625.981	1.625.981
**D	THE MASTER TRUST BANK OF JAPAN LTD	0	360.037	360.037
**D	FIRST TRUST EUROZONE ALPHADEX ETF	0	10.506	10.506
**D	THE MASTER TRUST BANK OF JAPAN LTD	0	141.178	141.178
**D	CATHOLIC INVESTOR INTERNATIONAL EQUITY F	0	167.500	167.500
**D	CORNERSTONE ADVIS GLOBAL PUBLIC EQUITY F	0	110.200	110.200

LISTA ESITO DELLE VOTAZIONE

Oggetto: Destinazione dell'utile di esercizio

FAVOREVOLI

Badge	Ragione Sociale	Proprio	Delega	Totale
**D	THE ADVISORS' INNER CIRCLE FUND CORNER STONE ADVISORS GLOBAL PUBLIC EQUITY FUND	0	27.449	27.449
**D	GLOBAL X SCIENTIFIC BETA EUROPE ETF	0	4.244	4.244
**D	THE MASTER TRUST BANK OF JAPAN LTD	0	742.724	742.724
**D	FIRST TRUST RIVERFRONT DYNAMIC EUROPE ET	0	55.542	55.542
**D	FIRST TRUST RIVERFRONT DYN DEV INT ETF	0	184.641	184.641
**D	MONRIAN ALL COUN WORLD EX US EQ CO IN T	0	903.371	903.371
**D	SEI INSTITUTIONAL INVESTMENTS TRUST	0	2.169.324	2.169.324
**D	MONRIAN INTERNATIONAL EQUITY FUND	0	1.663.588	1.663.588
**D	MONRIAN INTERNATIONAL EQUITY FUND	0	43.187	43.187
**D	ZURICH INSURANCE COMPANY LTD	0	987.310	987.310
**D	ZURICH INVESTMENTS LIFE S P A	0	3.895.747	3.895.747
**D	BAYVK A1 FONDS	0	712.000	712.000
**D	HI MASTER VB FONDS	0	867.467	867.467
**D	BAYVK G2 FONDS	0	252.514	252.514
**D	SAEV MASTERFONDS INKA	0	56.651	56.651
**D	HI PNWL DIVIDENDE PLUS FONDS	0	422.055	422.055
**D	HI MANFT FONDS	0	149.700	149.700
**D	ALLTRI INKA	0	181.789	181.789
**D	SIVE	0	1.116.000	1.116.000
**D	HL-KAEL-FONDS	0	367.985	367.985
**D	DEKA MASTER HAER I	0	400.000	400.000
**D	AXA EURO DIVIDEND K	0	74.944	74.944
**D	AXA EURO DIVIDEND S	0	79.317	79.317
**D	HI-AXEL SPRINGER MASTER FONDS	0	172.519	172.519
**D	UNIVERSAL-OCO	0	234.981	234.981
**D	UNIVERSAL-CAV	0	91.892	91.892
**D	BI FINANZFONDS	0	312.600	312.600
**D	VWLAKH MASTER	0	953.773	953.773
**D	BANK GUTMANN AG	0	1.050.000	1.050.000
**D	ALLIANZ GI FONDS RANW II	0	448.923	448.923
**D	ALLIANZGI FONDS REPRESA	0	19.261	19.261
**D	ALLIANZGI FONDS ABE	0	150.000	150.000
**D	NVW	0	95.199	95.199
**D	BAYVK A4 FONDS	0	35.979	35.979
**D	ALLIANZGI FONDS GAND 2	0	9.069	9.069
**D	ALLIANZGI FONDS PFD	0	13.611	13.611
**D	ALLIANZGI FONDS REINVEST	0	100.000	100.000
**D	LHCO FONDS	0	7.200	7.200
**D	ALLIANZGI FONDS WERT	0	10.000	10.000
**D	ALLIANZGI FONDS TSF	0	20.000	20.000
**D	ALLIANZGI FONDS DIN	0	57.000	57.000
**D	ALLIANZGI FONDS SCHLUCCO	0	147.298	147.298
**D	ALLIANZGI FONDS DFF DILLINGER PENSIONSFO	0	27.539	27.539
**D	ALLIANZGI FONDS ALPEN	0		

EM

362

LISTA ESITO DELLE VOTAZIONI

Oggetto: Destinazione dell'utile di esercizio

FAVOREVOLI

Badge	Ragione Sociale	Proprio	Delega	Totale
**D	ALLIANZGI FONDS GANO	0	5.937	5.937
**D	ALLIANZGI FONDS FIB	0	100.000	100.000
**D	ALLIANZGI FONDS FIB	0	8.940	8.940
**D	ALLIANZGI FONDS AVF	0	67.000	67.000
**D	AGI FONDS GRILLPARZER	0	48.538	48.538
**D	DBI FONDS EBB	0	45.732	45.732
**D	ALLIANZGI FONDS TOB	0	12.201	12.201
**D	ALLIANZGI FONDS NICO	0	37.610	37.610
**D	ALLIANZGI FONDS NICO	0	60.787	60.787
**D	ALLIANZGI FONDS WAV	0	37.580	37.580
**D	ALLIANZGI FONDS PGD	0	137.659	137.659
**D	ALLIANZGI FONDS DUNHILL	0	16.991	16.991
**D	ALLIANZGI FONDS VSEW	0	200.000	200.000
**D	ALLIANZGI FONDS SIV	0	570.000	570.000
**D	SUEWE COFONDS	0	488.030	488.030
**D	ALLIANZGI FONDS HNE	0	865.227	865.227
**D	ALLIANZGI FONDS AFE	0	921.960	921.960
**D	ALLIANZGI FONDS PF1	0	14.000	14.000
**D	ALLIANZGI FONDS PF2	0	500.843	500.843
**D	HFZE COFONDS	0	315.868	315.868
**D	ALLIANZGI FONDS PF2	0	484.216	484.216
**D	AIRBUS INVEST FOR LIFE AKTIENFONDS 1	0	13.392	13.392
**D	ALLIANZGI FONDS PF2	0	9.000	9.000
**D	ALLIANZGI FONDS PFALCO	0	250.201	250.201
**D	ALLIANZGI FONDS SVKK	0	28.348	28.348
**D	ALLIANZGI FONDS SHL	0	54.957	54.957
**D	CBP GROWTH	0	113.618	113.618
**D	KRESHILFE 2 FONDS	0	189.260	189.260
**D	ALLIANZGI FONDS CAESAR	0	54.000	54.000
**D	AXA EURO DIVIDEND DBVL	0	168.000	168.000
**D	KVM AKTIEN FONDS 1	0	48.579	48.579
**D	AXA EURO DIVIDEND D	0	13.834	13.834
**D	AXA EURO DIVIDEND L	0	37.339	37.339
**D	HI R MASTER FONDS	0	410.614	410.614
**D	HI NSNET BAP FONDS	0	74.641	74.641
**D	ALLIANZGI FONDS DEWS	0	307.826	307.826
**D	MASTERFONDS HTPT	0	100.467	100.467
**D	ALLIANZGI FONDS BREMEN	0	86.400	86.400
**D	MASTERFONDS BANTHUS	0	30.210	30.210
**D	HI BGM AR MASTERFONDS	0	157.485	157.485
**D	ALLIANZGI FONDS OB PENSION	0	383.715	383.715
**D	SDK K3 FONDS	0	1.167.500	1.167.500
**D	ALLIANZGI FONDS PENCABV PENSIONS	0	48.771	48.771
**D	BORDE-UI-FONDS	0		
**D	BOERDE-UI-FONDS	0		
**D	ALLIANZGI FONDS OLB PENSIONEN	0		

LISTA ESITO DELLE VOTAZIONE

Oggetto: Destinazione dell'utile di esercizio

FAVOREVOLI

Badge	Ragione Sociale	Proprio	Delega	Totale
**D	PIR EQUITY AXA ASSICURAZIONI	0	160.000	160.000
**D	ZURICH INSURANCE PLC	0	196.567	196.567
**D	ZURICH VIDA COMP DE SEGUROS Y REASEG SA	0	38.911	38.911
**D	BNP PARIBAS FUND	0	1.116.724	1.116.724
**D	DNCA INVEST	0	5.074.930	5.074.930
**D	BPI GLOBAL INVESTMENT FUND	0	30.795	30.795
**D	GA FUND L	0	26.509	26.509
**D	ABERDEEN STANDARD SICAV I	0	173.509	173.509
**D	PICTET TR	0	3.570.485	3.570.485
**D	LA FRANCAISE LUX	0	50.306	50.306
**D	CAIXABANK GLOBAL SICAV	0	16.700	16.700
**D	CAIXABANK WEALTH SICAV	0	8.458	8.458
**D	BNP PARIBAS EASY	0	1.116.413	1.116.413
**D	UBAM	0	56.258	56.258
**D	FONDAZIONE ROMA SIF	0	192.411	192.411
**D	FAM SERIES UCITS ICAV	0	492.924	492.924
**D	AXA INSURANCE DAC	0	33.522	33.522
**D	TORTOISE CAPITAL ADVISORS	0	35.340	35.340
**D	BPSS DUBLIN/RIVER AND MERCANTI	0	40.152	40.152
**D	WITAN INVESTMENT TRUST PLC	0	486.207	486.207
**D	AMERICAN HEART ASSOCIATION, INC	0	19.142	19.142
**D	BROOKFIELD GLOBAL LISTED INFRASTRUCTURE	0	565.900	565.900
**D	BROOKFIELD REAL ASSETS INCOME FUND INC	0	665.900	665.900
**D	BROOKFIELD REAL ASSETS SECURITIES FUND	0	80.500	80.500
**D	BOSTON PARTNERS GLOBAL INVESTORS INC	0	17.461	17.461
**D	BOSTON PARTNERS GLOBAL LONG SHORT FUND	0	147.096	147.096
**D	CARILLON CLARIVEST INTERNATIONAL STOCK F	0	31.388	31.388
**D	CATHOLIC COMMUNITY FOUNDATION OF MINNESO	0	13.947	13.947
**D	DUNHAM INTERNATIONAL STOCK FUND	0	201.825	201.825
**D	GUIDEMARK WORLD EX US FUND	0	52.665	52.665
**D	NATIONWIDE RISK BASED INTERNATIONAL EQUIT	0	38.368	38.368
**D	NAZARETH LITERARY AND BENEVOLENT INSTITU	0	102.988	102.988
**D	PRAXIS INTERNATIONAL INDEX FUND	0	125.271	125.271
**D	PUBLIC SCHOOL RETIREMENT SYSTEM OF THE C	0	68.900	68.900
**D	RELIANCE TRUST INSTITUTIONAL RETIREMENT	0	17.410	17.410
**D	RRMAS 2016 BUSINESS HOLDINGS LP	0	32.200	32.200
**D	BRKFLD GBL RNW SUTB INFRSTR LP	0	14.167	14.167
**D	PACIFIC GLOBAL INTERNATIONALEQUITY INCOM	0	165.802	165.802
**D	WILSHIRE MUTUAL FUNDS INC - WILSHIR	0	242.200	242.200
**D	ROCKEFELLER EQUITY ALLOCATION FUND	0	5.710	5.710
**D	GLOBAL CLEAN EQUITY FUND	0	3.033	3.033
**D	HEITMAN GLOBAL PRIMES INFRASTRUCTURE SEED	0	119.883	119.883
**D	STANDARD LIFE WEALTH INTERNATIONAL LTD	0		
**D	INVESTORS LLC	0		

364

LISTA ESITO DELLE VOTAZIONE

Oggetto: Destinazione dell'utile di esercizio

FAVOREVOLI

Badge	Ragione Sociale	Proprio	Delega	Totale
**D	BNPDSJ ACO SLW OFF GL EQ FD	0	82.380	82.380
**D	BNPDSJ ACO SLW OFF BRIDGE FD	0	166.052	166.052
**D	STANDARD LIFE WEALTH INTERNATIONAL	0	487.770	487.770
**D	STANDARD LIFE INVESTMENTS	0	9.273	9.273
**D	BPSS JERSEY/SARASIN PARTNERS LLP	0	610.291	610.291
**D	SARASIN AND PARTNERS LLP CLIEI	0	25.838	25.838
**D	ENHANCED INDEX INTERNATIONAL SHARE FUND	0	251.939	251.939
**D	AUSTRALIAN CATHOLIC SUPERAN RETIREM FUND	0	101.952	101.952
**D	LEGALSUPER	0	240.374	240.374
**D	MERGER UNHEDGED OVERSEAS SHARES TRUST	0	174.493	174.493
**D	MERCER UNHEDGED OVERSEAS SHARES TRUST	0	88.000	88.000
**D	MERCER UNHEDGED OVERSEAS SHARES TRUST	0	980.909	980.909
**D	AMP INTERNATIONAL EQUITY INDEX FUND HEDG	0	40.694	40.694
**D	AMP CAP UNHEDGED GL SHS MULTI MAN FUND	0	329.441	329.441
**D	IPAC SPEC INV STR INT SHARESTRATEGY NO 1	0	43.430	43.430
**D	IPAC SPEC INV STR INT SHARESTRATEGY NO 1	0	77.698	77.698
**D	IPAC SPEC INV STR INT SHARE STR NO 9	0	595.769	595.769
**D	UNISUPER	0	68.539	68.539
**D	WHOLESALE UNIT TRUST GL. INFRASTRUCTURE F	0	33.130	33.130
**D	AMP CAPITAL GLOBAL QUALITY FUND	0	46.627	46.627
**D	WHOLESALE UNIT TRU MSCI GLOB IND SHAR FU	0	307.517	307.517
**D	WHOLESALE UNIT TRUST GLOBAL SHARES F 4	0	17.936	17.936
**D	WHOLESALE UNIT TRUST GLOBAL SHARES F 3	0	320.562	320.562
**D	AMP CAPITAL SPEC INTERN SHARE FUND	0	119.047	119.047
**D	STRATEGIC INTERNATIONAL EQUITY FUND	0	154.224	154.224
**D	KIWI INVEST MAN WHOLESALE CORE GLOBAL FD	0	30.120	30.120
**D	WHOLESALE INTERNATIONAL CORE EQUITIES	0	311.540	311.540
**D	BPSS SYDNEY/WHOLESALE UNIT TRUST GLOBAL SHARES FUND 1	0	157.043	157.043
**D	AMP LIFE INTERNATIONAL EQUITIES INDEX FUND	0	94.793	94.793
**D	BNZ WHOLESALE INTERN EQUITIES INDEX FUND	0	117.463	117.463
**D	MULTIMIX WHOLESALE INT SHARES TRUST	0	100.764	100.764
**D	FCP LE AMLEAGUE EURO 45 126 BOULEVA	0	514.745	514.745
**D	FCP BNP PARIBAS ACTIONS RENDEMENT	0	8.106.477	8.106.477
**D	CARDIF ASSURANCE VIE	0	568.013	568.013
**D	FCP CAMGESTION RENDACTIS	0	66.760	66.760
**D	FCPE HORIZON EP. ACTION	0	102.671	102.671
**D	CARDIF ASSURANCES RISQUES DIVERS	0	430.076	430.076
**D	FCP CAMGEST VALEURS EURO	0	673.706	673.706
**D	CARDIF LUX VIE	0	3.800.000	3.800.000
**D	ORANO CYCLE	0	752.976	752.976
**D	SODIUM 1	0	925.326	925.326
**D	FCPE LITHIUM RENDEMENT	0	414.021	414.021
**D	MAIF INVEST RESP0 EUROPE	0	58.549	58.549
**D	FCPE HARMONY	0		

LISTA ESITO DELLE VOTAZIONE

Oggetto: Destinazione dell'utile di esercizio

FAVOREVOLI

Badge	Ragione Sociale	Proprio	Delega	Totale
**D	LFP MULTI TRENDS	0	43.844	43.844
**D	LA FRANCAISE INFLECTION POINT ACTION EUR	0	318.394	318.394
**D	FCP ALBA VALEUR	0	75.000	75.000
**D	BNP EURO VALEURS DURAB	0	240.035	240.035
**D	LESAFFRE EQUILIBRE RESPONS SOLIDAIR	0	93.437	93.437
**D	FCPE GPE FMC FCE DIV BNF	0	34.092	34.092
**D	FCPE FONDS BOEHRINGER	0	114.401	114.401
**D	FCPE LIMACTIF	0	79.045	79.045
**D	FCP NATIO-FONDS COLLINE 1	0	3.151.028	3.151.028
**D	AXA INDICE EURO	0	574.879	574.879
**D	AGIFI MONDE DURABLE	0	292.647	292.647
**D	AXA AA DIVERSIFIE INDICIEL 1	0	503.187	503.187
**D	MULTIFAR SOLIDAIRE DYNA SR	0	1.840.324	1.840.324
**D	FCPE MULTIFAR EQ. SOC. RES	0	747.291	747.291
**D	FCPE MULTIFAR ACTS SR	0	1.075.074	1.075.074
**D	BNP PARIBAS ACT EUR RESP	0	234.736	234.736
**D	FCP NF COLLINES INVEST 3	0	1.896.540	1.896.540
**D	FCP ALM ACTIONS EURO	0	3.213.273	3.213.273
**D	FONDS DIVERSIFIE TEL 1 1 BOULEVARD	0	28.773	28.773
**D	FCP ALM ACT ZONE EUR ISR	0	5.550.000	5.550.000
**D	FCP AGZR LA MONDIALE ACT EUROPE ISR	0	500.000	500.000
**D	FCP CNP ACTIONS EMO UES	0	1.249.652	1.249.652
**D	FCPE SAUR EPARGNE	0	139.570	139.570
**D	FCPE EPARGNE EUROPE DYNAMIQUE	0	210.132	210.132
**D	ROSENBERG EUROBILOC	0	637.821	637.821
**D	FCP SAKKARAH 4	0	159.141	159.141
**D	FCP IRCOM RETRAITE DIVERSIFIE	0	80.650	80.650
**D	LM HARMONY	0	11.376	11.376
**D	KEMPEN EUROPEAN HIGH DIVIDEND FUND N.V.	0	1.371.390	1.371.390
**D	KEMPEN CAPITAL MANAGEMENT N V	0	1.713.175	1.713.175
**D	STICHT BEDRIJFST FONDS VOOR DE MEDIA PNO	0	678.278	678.278
**D	KLESIA LP ACTIONS EURO	0	1.046	1.046
**D	BNP PARIBAS EQUITY - FOCUS ITALIA	0	156.823	156.823
**D	STICHTING AHOLD DELHAIZE PENSIOEN	0	641.034	641.034
**D	FCP IRCOM RETRAITE DIVERSIFIE	0	284.556	284.556
**D	FCP SAKKARAH 2	0	130.013	130.013
**D	LPAML INDEXALPHA	0	203.610	203.610
**D	FONDS DE RESERVE POUR LES RETRAITES	0	1.912.998	1.912.998
**D	FCP VILLIERS ACTIONS EUROPE SYST	0	1.048.555	1.048.555
**D	JANUS HENDERSON ADAPTIVE GLOBAL ALLOCATI	0	143.555	143.555
**D	JANUS HENDERSON INTERNATIONAL MANAGED VO	0	369.798	369.798
**D	DNCA MF VALUE EUROPE	0	705.981	705.981
**D	CNP DNCA EUROPE GROWTH	0	592	592

366

GA

LISTA ESITO DELLE VOTAZIONE

Oggetto: Destinazione dell'utile di esercizio

FAVOREVOLI

Badge	Ragione Sociale	Proprio	Delega	Totale
**D	WORLD TRADE ORGANIZATION PENSION PLAN	0	76.578	76.578
**D	PICTET CH INSTITUTIONAL - EUROPEAN	0	585.689	585.689
**D	BANQUE PICTET & CIE SA	0	110.595	110.595
**D	TURICUM AKTIEN UND IMMOBILIENWERTSCHRIFT	0	519.457	519.457
**D	MIGROS PENSIONKASSE	0	29.355	29.355
**D	RAIFFEISEN INDEX FONDS EURO STOXX 50	0	145.514	145.514
**D	SWISS LIFE LUXEMBOURG SA	0	475.720	475.720
**D	PICTET CH-GLOBAL EQUITIES	0	92.131	92.131
**D	PICTET GLOBAL SELECTION FUND - GLOB	0	62.405.479	62.405.479
**D	PICTET GLOBAL SELECTION FUND	0	3.009.135	3.009.135
**D	PICTET - MULTI ASSET GLOBAL	0	130.163	130.163
**D	QUARERO CAPITAL FUNDS (LUX)	0	364.562	364.562
**D	PICTET CLEAN ENERGY	0	5.773.381	5.773.381
**D	PICTET - GLOBAL MEGATREND SELECTION	0	5.642.023	5.642.023
**D	PICTET-EUROLAND INDEX	0	436.391	436.391
**D	PICTET-EUROPE INDEX	0	1.455.974	1.455.974
**D	WORLD EQUITY ACTIVE MOTHER FUND	0	31.718	31.718
**D	INDEX MOTHER FUND EURO AREA EQUITY	0	65.778	65.778
**D	DL INTERNATIONAL RESEARCH OPEN MOTHER FD	0	1.421.994	1.421.994
**D	GLOBAL HIGH DIVIDEND EQUITY MOTHER FUND	0	634.700	634.700
**D	SHINKO GLOBAL EQUITY INDEX MOTHER FUND	0	4.268	4.268
**D	FOREIGN STOCK INDEX MOTHER FUND ONAL DEVELOPED COUNTRIES INDEX MOTHER FUNDD	0	258.734	258.734
**D	DAIWA PAN EUROPEAN HIGH DIVIDEND YIELD STOCK MOTHER FUND	0	62.990	62.990
**D	GIVI GLOBAL EQUITY FUND A SERIES TRUST OF GLOBAL MULTI STRATEGY	0	38.757	38.757
**D	DANSKE INVEST EUROPE HIGH DIVIDEND FUND	0	473.875	473.875
**D	DANSKE INVEST EUROPEAN EQUITY FUND	0	945.983	945.983
**D	AMF AKTIEFOND EUROPA C/O AMF FONDER AB	0	2.153.176	2.153.176
**D	AMF AKTIEFOND GLOBAL C/O AMF FONDER AB	0	1.372.202	1.372.202
**D	AMF BALANSFOND C/O AMF FONDER AB	0	331.405	331.405
**D	AMF AKTIEFOND VARLDEN C/O AMF FONDER AB	0	1.082.273	1.082.273
**D	KAPAN PENSIONER FORSAKRINGSFORENING	0	518.730	518.730
**D	KAPIT PENSAM INVEST PSI 10 GLOBAL AKTIER	0	1.483.158	1.483.158
**D	KAPITFOREN INSTIT INVEST GLOBALE AKTIER	0	31.015	31.015
**D	INVESTINGFORENINGEN BANKINVEST EUROPA SMALL CAP AKTIER KL	0	238.213	238.213
**D	VELLIV, PENSION & LIVSFORSIKRING A/S	0	511.950	511.950
**D	VERDIPAPIRFONDET EQUINOR AKSJER EUROPA	0	92.000	92.000
**D	ROBECO CAPITAL GROWTH FUND	0	106.073	106.073
**D	ASR LEVENSVZERKERING N.V.	0	493.988	493.988
**D	STICHTING DEPOSITARY APG DEVELOPED	0	1.910.651	1.910.651
**D	DEGROEF PETERCAM ASSET MANAGEMENT REPRESENTING ARGENTA PENSIOENS PAAR FONDS DEFENSIVE	0	48.949	48.949
**D	DEGROEF PETERCAM ASSET MANAGEMENT REPRESENTING ERGO FUND	0	2.019.300	2.019.300
**D	EQUINOR PENSJON	0	52.000	52.000
**D		0	530.000	530.000

367

gyl

LISTA ESITO DELLE VOTAZIONE

Oggetto: Destinazione dell'utile di esercizio

FAVOREVOLI

Badge	Ragione Sociale	Proprio	Delega	Totale
**D	EQUINOR INSURANCE A S	0	110.000	110.000
**D	MOMENTUM INVESTMENT FUNDS SICAV-SIF	0	27.897	27.897
**D	STICHTING SHELL PENSIOENFONDS	0	1.653.927	1.653.927
**D	ROBECO OMBRELLA FUND I N.V.	0	238.968	238.968
**D	FUNDACAO CALOUSTE GULBENKIAN	0	21.034	21.034
**D	ARGENTA DP	0	1.149.700	1.149.700
**D	KEMPEN INTERNATIONAL FUNDS	0	1.125.212	1.125.212
**D	BLACKROCK INSTITUTIONAL POOLED FUNDS PLC	0	656.669	656.669
**D	KYBURG INSTITUTIONAL FUND - AKTIEN WELT	0	592.698	592.698
**D	BVK PERSONALVORSORGE DES KANTONS ZURICH	0	323.124	323.124
**D	PENSIONSKASSE SEB	0	1.046.687	1.046.687
**D	NFS LIMITED TRAFALGAR COURT ADMIRAL PARK ST. PETER PORT	0	739.355	739.355
**D	SHELL TRUST BERMUDA LTD AS TRUSTEE OF THE SHELL OVERSEAS CONTRIBUTORY PENSION FUND	0	97.795	97.795
**D	SHELL TRUST (BERMUDA) LIMITED AS TRUSTEE OF THE SHELL INTERNATIONAL PENSION FUND	0	314.603	314.603
**D	NFS LIMITED TRAFALGAR COURT ADMIRAL PARK ST. PETER PORT	0	17.500	17.500
**D	DEKA INVESTMENT GMBH RE DEKA-BASIS	0	1.040.000	1.040.000
**D	DEKA INVESTMENT GMBH RE DEKA-DIVIDEND VA	0	2.629.188	2.629.188
**D	DEKA INVESTMENT GMBH	0	132.282	132.282
**D	DEKA INVEST GMBH RE DEKA-BAV-FONDS	0	188.148	188.148
**D	DEKA INVEST. RE DEKA-DIVIDENDDISCOUNT	0	182.800	182.800
**D	DEKA INVESTMENT GMBH RE DEKASPEZIAL	0	170.000	170.000
**D	DEKA INVESTMENT GMBH RE NASPA-AKTIE	0	4.114.044	4.114.044
**D	DEKA INVESTMENT GMBH RE DEKA	0	1.407.000	1.407.000
**D	DEKA INVESTMENT GMBH RE PKEMF	0	48.350	48.350
**D	DEKA INVEST RE DEKA-EUROLAND BALANCE	0	2.024.050	2.024.050
**D	DEKA INVEST GMBH RE BALANCE DYNAMISCH	0	31.685	31.685
**D	DEKA INVESTMENT GMBH RE DEKA-BR 75	0	53.493	53.493
**D	DEKA INVEST GMBH RE DEKA-BR 85	0	243.443	243.443
**D	DEKA INVESTMENT GMBH RE DEKA-BR 100	0	960.000	960.000
**D	DEKA INVEST RE/DEKAFUTUR-WACHSTUM	0	120.010	120.010
**D	DEKA INVEST GMBH RE DEKA-NACHH KOM	0	49.700	49.700
**D	DEKA INVESTMENT GMBH RE DEKA-BR 35	0	6.860	6.860
**D	DEKA INVESTMENT GMBH RE DEKA-BR 55	0	270.428	270.428
**D	DEKA INVEST GMBH RE SIGMA PLUS BALANCED	0	143.759	143.759
**D	DEKA INVEST RE SIGMA PLUS KONSERVATIV	0	24.198	24.198
**D	DEKA INV GMBH RE DEKA EUROPA AKTN STRATE	0	17.329	17.329
**D	DEKA INVEST GMBH RE DEKA MEGATRENDS	0	19.093	19.093
**D	DEKA INV GMBH RE DEKA NUILL-FONDS	0	290.000	290.000
**D	DEKA INV GMBH R DEK MSCI WORLD UCITS ETF	0	140.000	140.000
**D	DEKA INVEST.GMBH RE BEROLINARENT DEKA	0	8.000	8.000
**D		0	13.579	13.579
**D		0	29.520	29.520

59

368

LISTA ESITO DELLE VOTAZIONE
 Oggetto: Destinazione dell'utile di esercizio

FAVOREVOLI

Badge	Regione Sociale	Proprio	Delega	Totale
**D	DEKA INVEST DIVIDENDENSTRATEGIE	0	11.500.000	11.500.000
**D	DEKA INVEST GMBH RE DEKA-PB DEFENSIV	0	14.914	14.914
**D	DEKA INVESTGMBH RE MSCI EUROPE LC UCITS	0	43.504	43.504
**D	DEKA INV. GMBH DEKA MSCI EUROPE UCITS ET	0	404.971	404.971
**D	DEKA INV. GMBH RE DEKA ST.EUR.50 UCI ETF	0	64.307	64.307
**D	H.E.S.T. AUSTRALIA LIMITED	0	423.791	423.791
**D	MINE SUPERANNUATION FUND	0	378.651	378.651
**D	LGIA SUPER TRUSTEE AS TRUSTEE FOR LGIA	0	411.351	411.351
**D	VANGUARD INTERNATIONAL SHARE INDEX FUND	0	215.960	215.960
**D	VANGUARD INTERNATIONAL SHARE INDEX FUND	0	2.450.143	2.450.143
**D	VANGUARD INTERNATIONAL SHARE INDEX FUND	0	707.670	707.670
**D	CONSTRUCTION AND BUILDING UNIONS SUPER F	0	12.061	12.061
**D	AUSTRALIANSUPER	0	402.840	402.840
**D	SAS TRUSTEE CORPORATION POOLED FUND	0	7.379.754	7.379.754
**D	SAS TRUSTEE COMMON RETIREMENT FUND	0	4.072.560	4.072.560
**D	NEW YORK STATE COMMENT LIFE LTD	0	41.206	41.206
**D	UES ASSET MANAGEMENT LIFE LTD	0	207.400	207.400
**D	LUCRE PTY LTD FOR THE LABOUR UNION CO-OPERATIVE RETIREMENT FUND	0	616.133	616.133
**D	OPTIMIX WHOLESALB GLOBAL SHARE TRUST	0	99.518	99.518
**D	BANCO CENTRAL DE TIMOR-LESTE (BCTL)	0	22.246	22.246
**D	CONNECTICUT GENERAL LIFE INSURANCE COMPANY	0	17.495	17.495
**D	STANDARD CHARTERED BANK HONG KONG RETIRE	0	18.355	18.355
**D	JPMORGAN CHASE BANK - PB - CANADA P	0	1.106.048	1.106.048
**D	JPMORGAN CHASE BANK - PB - UNITED STATES CORPORATIONS	0	16.037	16.037
**D	FOREIGN SECURITIES TRUST #1	0	155.087	155.087
**D	JPMORGAN CHASE BANK - PB - US FOUNDATION	0	13.648	13.648
**D	JPMORGAN CHASE BANK - PB - UNITED STATES PARTNERSHIP	0	15.985	15.985
**D	JPMORGAN CHASE BANK - PB - US TAX EX ENT	0	76.829	76.829
**D	JPMORGAN CHASE BANK - PB - UNITED STATES TRUSTS	0	13.728	13.728
**D	JPMORGAN CHASE BANK - PB - UNITED STATES TRUSTS - CRA TREATY	0	266.444	266.444
**D	JPMORGAN CHASE BANK - PB - UNITED STATES INDIVIDUALS	0	1.717.344	1.717.344
**D	COMMINGLED PENSION TRUST FUND (INTERNATIONAL ADVANTAGE) OF JPMORGAN CHASE BANK	0	563.611	563.611
**D	ROCKEFELER & CO., INC	0	49.989	49.989
**D	BANCO CENTRAL DE TIMOR-LESTE (BCTL)	0	13.137	13.137
**D	TELSTRA SUPERANNUATION SCHEME	0	6.321.550	6.321.550
**D	JEFFREY LLC	0	104.065	104.065
**D	CTIVE - LAZARD INTERNATIONAL EQUITY ADVANTAGE FUND	0	555.754	555.754
**D	JPMORGAN GLOBAL MACRO OPPORTUNITIES FUND	0	28.648	28.648
**D	COMING PENS TR FU EU DIN HED EQ O JPM N	0	39.652	39.652
**D	JPMORGAN CHASE BANK - PB - CANADA P	0	57.254	57.254
**D	CAPCO TRUST JERSEY LIMITED AS TRUSTEE OF	0	24.932	24.932
**D	BANK OF MAURITIUS	0	12.612	12.612
**D	ANZ WHOLESALB INTERN. SHARE NO. 1 FUND	0	31.499	31.499
**D	BRUNEI SHELL RETIREMENT BENEFIT FUND	0		
**D	CGMPV, LLC	0		

369

91

LISTA ESITO DELLE VOTAZIONE

Oggetto: Destinazione dell'utile di esercizio

FAVOREVOLI

Badge	Ragione Sociale	Proprio	Delega	Totale
**D	JPMORGAN GLOBAL CORE REAL ASSETS LIMITED	0	16.683	16.683
**D	TCORPIM INTERNATIONAL SHARE (UNHEDEDGED) F	0	90.533	90.533
**D	ANZ PRIVATE GLOBAL EQUITIES TRUST	0	126.400	126.400
**D	THE BOEING COMPANY EMPLOYEE RETIREMENT P	0	1.150.334	1.150.334
**D	THE BOEING COMPANY EMPLOYEE RETIREMENT P	0	805.510	805.510
**D	THE BOEING COMPANY EMPLOYEE RETIREMENT P	0	112.743	112.743
**D	DEKA INVEST GMBH RE A-VSA-FONDS	0	20.389	20.389
**D	BLACKROCK INTERNATIONAL ALPHA TILTS FUND	0	33.668	33.668
**D	ISHARES ALLCOUNTRY EQUITY INDEX FUND	0	1.057.899	1.057.899
**D	JPMORGAN SAR EUROPEAN FUND 50/E	0	327.981	327.981
**D	CAPITAL GROUP GLOBAL EQUITY FUND	0	137.193	137.193
**D	BLACKROCK FISSION INDEXED INTL EQUITY FD	0	6.220	6.220
**D	CHINA LIFE INSURANCE (GROUP) COMPANY	0	126.000	126.000
**D	SUPERANNUATION FUNDS MANAGEMENT COR	0	667.619	667.619
**D	ADVANCE INTERNATIONAL SHARE INDEX FUND	0	908.600	908.600
**D	ANZ WHOLESALE INTERNATIONAL SHARE NO. 3 FU	0	667.905	667.905
**D	ONEPATH GLOB SHARES LARGE CAP UNHED IN P	0	93.900	93.900
**D	CHINA LIFE INSURANCE COMPANY LIMITED	0	862.082	862.082
**D	ACCIDENT COMPENSATION CORPORATION	0	644.992	644.992
**D	TELSTRA SUPERANNUATION SCHEME	0	420.984	420.984
**D	IBM PERSONAL PENSION PLAN TRUST	0	32.533	32.533
**D	MTBJ DAIDO LIFE FOREIGN EQUITY MOTHER FD	0	52.625	52.625
**D	ISHARES WHOLESALE SCREENED INT EQ IND F	0	61.001	61.001
**D	SUPERANNUATION FUNDS MANAGEMENT CORPORAT	0	13.231	13.231
**D	SUPERANNUATION FUNDS MANAGEMENT CORP	0	386.086	386.086
**D	TCORPIM INTERNATIONAL SHARE (UNHEDEDGED) F	0	362.672	362.672
**D	WSSP INTERNATIONAL EQUITIES TRUST	0	95.831	95.831
**D	BT WHOLESALE MULTI MANAG INTL SHARE FUND	0	11.692.424	11.692.424
**D	CAPITAL GROUP EMPLOYEE BENEFIT INV.TRUST	0	18.971	18.971
**D	KOOKMIN BANK ACTING AS TRUSTEE OF KIM PRIVATE NOBLE CLASS GLOBAL EQUITY MASTER INVESTMENT TRUST	0	230.801	230.801
**D	JP MORGAN CHASE RETIREMENT PLAN	0	464.025	464.025
**D	QANTAS SUPERANN. LTD ATF QANTAS SUP.PLAN	0	546.460	546.460
**D	ISHARES WHOLESALE INTERN EQ INDEX FUND	0	129.943	129.943
**D	DEKA INV GMBH RE DONAU-LCR-FUNDMASTER	0	1.071.069	1.071.069
**D	SUPER FUNDS MANAG CORP SOUTH AUSTRALIA	0	12.546	12.546
**D	JPMORGAN LIFE LIMITED	0	56.611	56.611
**D	IBM PERSONAL PENSION PLAN TRUST	0	10.951	10.951
**D	JPMORGAN FUND III ICVC-JPM DIVERSIFIED GROWTH FUND	0	63.484	63.484
**D	UBS FTSE RAFI DEVELOPED 1000 INDEX FUND	0	165.452	165.452
**D	JPMORGAN MULTI ASSET TRUST PLC	0	112.605	112.605
**D	RETIREMENT INCOME PLAN OF SAUDI ARABIAN OIL COMPANY	0	1.144.251	1.144.251
**D	NVIT INTERNATIONAL INDEX FUND	0	272.321	272.321
**D	FLEXSHAR.MORN.DEV.MARK.EX-US FAC.TILT IN	0	194.331	194.331
**D	SBC MASTER PENSION TRUST 208	0		

370

LISTA ESITO DELLE VOTAZIONE
 Oggetto: Destinazione dell'utile di esercizio

FAVOREVOLI

Badge	Ragione Sociale	Proprio	Delega	Totale
**D	T ROWE PRICE INTERNATIONAL EQUITY INDEX	0	568.905	568.905
**D	INTERNATIONAL GROWTH AND INCOME FUND	0	44.202.645	44.202.645
**D	EQ ADVISORS TRUST EQ-GLOBAL EQUITY MANAG	0	322.812	322.812
**D	EQ ADV. TRUST AXA INTL.CORE MANAGED VOLA	0	411.344	411.344
**D	REYNOLDS AMERICAN DEFINED BENEFIT MASTER	0	161.566	161.566
**D	SOUTHERN COMPANY SYSTEM MASTER RETIREMEN	0	1.577.883	1.577.883
**D	MINISTRY OF ECONOMY AND FINANCE	0	86.468	86.468
**D	MINISTRY OF ECONOMY AND FINANCE	0	642.167	642.167
**D	MINISTRY OF ECONOMY AND FINANCE	0	8.394.776	8.394.776
**D	NEW WORLD FUND INC	0	437.925	437.925
**D	MINISTRY OF ECONOMY AND FINANCE	0	40.611.209	40.611.209
**D	NEW PERSPECTIVE FUND	0	104.040.486	104.040.486
**D	EUROPACIFIC GROWTH FUND	0	76.355.397	76.355.397
**D	AMERICAN BALANCED FUND	0	60.965.188	60.965.188
**D	CAPITAL INCOME BUILDER INC	0	667.601	667.601
**D	EQ ADVISORS TRUST-AXA INTL.VALUE MANAGED	0	196.520.535	196.520.535
**D	THE INCOME FUND OF AMERICA	0	118.070.795	118.070.795
**D	CAPITAL WORLD GROWTH & INCOME FUND INC	0	6.005.846	6.005.846
**D	FLEXSHARES STOXX GLOBAL BROAD INFRASTRUC	0	16.739	16.739
**D	FLEXSHARES STOXX GLOBAL ESG IMPACT INDEX	0	319.913	319.913
**D	SBC MASTER PENSION TRUST	0	4.285.087	4.285.087
**D	MINISTRY OF ECONOMY AND FINANCE	0	168.909	168.909
**D	ABU DHABI RETIREMENT PENSIONS AND BENEFI	0	53.211	53.211
**D	ASTRIANT RISK MANAGED GLOBAL EQUITY FUN	0	1.156.238	1.156.238
**D	EQ ADVISORS TRUST - EQ/INTERNATIONAL MAN	0	838.742	838.742
**D	EQ ADVISORS TRUST - ATM INTERNATIONAL MA	0	68.192	68.192
**D	FLEXSHARES INTERNATIONAL QUALITY DIVIDEND	0	932.702	932.702
**D	JNL/MELLON CAPITAL INTNAL INDEX FUND	0	38.400	38.400
**D	GOLDMAN SACHS TRUST - GOLDMAN SACHS ABSOLUTE	0	268.562	268.562
**D	GOLDMAN SACHS TRUST- GOLDMAN SACHS: INTER	0	5.202.128	5.202.128
**D	PUBLIC EMPLOYEES RETIREMENT SYSTEM OF OHIO	0	29.834.073	29.834.073
**D	MTB GOVERNMENT PENSION INVESTMENT FUND 4	0	9.362.051	9.362.051
**D	THE MASTER TRUST BANK OF JAPAN LTD	0	113.520	113.520
**D	JPMORGAN FUND ICVC - JPM GLOBAL EQUITY I	0	325.704	325.704
**D	JPMORGAN FUND ICVC - JPM EUROPE FUND	0	1.609.200	1.609.200
**D	JPM EUROPE DYNAMIC (EX UK) FUND	0	3.274.548	3.274.548
**D	JPMORGAN FUND ICVC - JPM GLOBAL CONSUMER	0	241.483	241.483
**D	JPMORGAN LIFE LIMITED	0	78.062	78.062
**D	JPM FUND ICVC-JPM MULTI-ASSET INCOME FD	0	70.670	70.670
**D	JPMORGAN FUND ICVC - JPM EUROPE FUND	0	1.038.395	1.038.395
**D	SHELL PENSIONS TRUST LIMITED AS TRU	0	199.717	199.717
**D	HAMPSHIRE COUNTY COUNCIL PENSION FUND	0	1.170.202	1.170.202
**D	JOHN LEWIS PARTNERSHIP TRUST FOR PENSION	0	237.171	237.171
**D	NATIONAL FARMERS UNION MUTUAL INSURANCE	0		

97

379

LISTA ESITO DELLE VOTAZIONE

Oggetto: Destinazione dell'utile di esercizio

FAVOREVOLI

Badge	Ragione Sociale	Proprio	Delega	Totale
**D	TEL PENSION FUND	0	1.546.579	1.546.579
**D	STICHTING PENSIOENFONDS MEDISCH SPECIALI	0	88.320	88.320
**D	THE BARCLAYS BANK UK RETIREMENT FUND	0	66.144	66.144
**D	THE MASTER TRUST BANK OF JAPAN, LTD. AS TRUSTEE FOR MUTUE400045792	0	4.853.457	4.853.457
**D	VANGUARD TOTAL INTERNATIONAL STOCK INDEX	0	135.366.654	135.366.654
**D	VANGUARD FID COMPANY EUROPEAN STOCK INDE	0	382.960	382.960
**D	PRUDENTIAL LEGACY INSURANCE COMPANY NJ	0	429.892	429.892
**D	MTB FOR GOVERNMENT PENSION FD45828	0	4.348.059	4.348.059
**D	THE MASTER TRUST BANK OF JAPAN LTD	0	16.046.071	16.046.071
**D	HONG KONG EXPORT CREDIT INSURANCE CORPOR	0	8.564	8.564
**D	GOVERNMENT SUPERANNUATION FUND	0	312.372	312.372
**D	STATE OF CALI SAV PLUS PROG MASTER TRUST	0	8.852	8.852
**D	DEKA INTERNATIONAL S.A. RE HASPA MU	0	16.200	16.200
**D	INTERNATIONAL FUND MANAGEMENT S.A. RE STRATEGIECONCEPT VM BC	0	37.700	37.700
**D	DEKA VERMOEGENSMANAGEMENT GMBH RE KEPPLER	0	112.850	112.850
**D	DEKA INVEST MBH VITUS FIRST VALUE FONDS	0	430.000	430.000
**D	DEKA INVEST RE DEKA TRUST BALANCED-FONDS	0	206.464	206.464
**D	DEKA A-DIM-WETZLAR-BALANCED-FONDS	0	27.900	27.900
**D	DEKA A-DIM-WETZLAR-FONDS	0	36.096	36.096
**D	DEKA INVESTMENT GMBH RE AUW-FONDS	0	28.135	28.135
**D	DEKA INVEST GMBH RE DEKA MULT ASS TOT RE	0	9.137	9.137
**D	DEKA A-DOOR-FONDS	0	131.979	131.979
**D	DEKA INVEST RE INTER-ESSEN-FONDS	0	22.017	22.017
**D	DEKA INVESTMENT GMBH RE DOHAMUN-FONDS DER IHK ZU DORTMUND	0	1.807	1.807
**D	DEKA INVEST GMBH MULDENTAL FONDS	0	66.000	66.000
**D	DEKA INVESTMENT GMBH RE PENSIONSFONDS MA	0	22.279	22.279
**D	DEKA INVESTMENT GMBH RE BF MASTERFONDS	0	73.219	73.219
**D	DEKA A-BAD HERSFELD-FONDS	0	56.000	56.000
**D	DEKA INVESTMENT GMBH RE A-ABAL 91-FONDS	0	21.614	21.614
**D	DEKA INV. GMBH RE ROLAND MASTERFONDS	0	53.718	53.718
**D	DEKA INV. A-BGL-FONDS	0	68.405	68.405
**D	DEKA INVESTMENT GMBH RE MV-FONDS	0	40.273	40.273
**D	DEKA INVESTMENT GMBH RE TEG FONDS	0	108.000	108.000
**D	INTERNATIONALE KAPITALANLAGEGESELLSCHAFT	0	74.000	74.000
**D	DEKA INVE GMBH RE DEKA-PRIVATVORSORGE AS	0	120.000	120.000
**D	DEKA INVEST GMBH RE CHRISTOPHORUS FD	0	250.000	250.000
**D	DEKA INVEST GMBH RE AGR DENA	0	3.296	3.296
**D	DEKA INVESTMENT GMBH RE DEKA-KSG-FONDS	0	23.900	23.900
**D	DEKA INVESTMENT GMBH RE STADTBahn-FONDS	0	6.302	6.302
**D	DEKA INVEST MAULBRONN-STROMBERG-FONDS	0	31.564	31.564
**D	DEKA INVEST REGIONALE-WUPPERTAL-FONDS	0	32.500	32.500
**D	DEKA INVEST GMBH RE DEKA-SEO-FONDS	0	2.919	2.919
**D		0	9.616	9.616

EVA

372

LISTA ESITO DELLE VOTAZIONE

Oggetto: Destinazione dell'utile di esercizio

FAVOREVOLI

Badge	Regione Sociale	Proprio	Delega	Totale
**D	DEKA INVEST GMBH RE BODENSEE-FONDS	0	5.000	5.000
**D	DEKA INVESTMENT GMBH RE DEKA-BR 20	0	2.078	2.078
**D	DEKA INVESTMENT GMBH RE VER 03-FONDS	0	16.802	16.802
**D	DEKA INVEST RE KOMUNAL-TUT-BALANCED -FO	0	34.500	34.500
**D	DEKA INVESTMENT GMBH RE A-AMISIA-FONDS	0	90.000	90.000
**D	DEKA INVESTMENT GMBH RE A-ASD-FONDS	0	39.300	39.300
**D	DEKA INVESTMENT GMBH RE A-KSK FULDA-FOND	0	64.100	64.100
**D	DEKA INVEST. A-NORDHAUSEN 2-FONDS	0	200.188	200.188
**D	DEKA INVEST.GMBH RE HUPPERTZ GLOBAL	0	2.248	2.248
**D	DEKA INVESTMENT GMBH RE A WITTRING ICR F	0	8.150	8.150
**D	DEKA INVESTMENT GMBH RE S BROKER 1 FONDS	0	12.000	12.000
**D	DEKA INVESTMENT GMBH RE A-SKGO-FONDS	0	8.500	8.500
**D	DEKA INVESTMENT GMBH RE LANDSBERG-FONDS	0	62.600	62.600
**D	DEKA INVEST GMBH RE PRL 1-FONDS	0	20.000	20.000
**D	DEKA INVESTME GMBH RE CHRONOS FUNDMASTER	0	110.000	110.000
**D	DEKA INVESTM GMBH RE A-BECKER-FONDS I	0	1.155.000	1.155.000
**D	SUEBLA FONDS	0	163.000	163.000
**D	BMW AG	0	682.452	682.452
**D	EPS	0	94.987	94.987
**D	OB 2	0	149.711	149.711
**D	GVV POOLFONDS FAL	0	259.332	259.332
**D	DEKA VALUE PLUS	0	425.253	425.253
**D	ALLIANZGI-FONDS DSPT	0	576.820	576.820
**D	RAGS-FUNDMASTER	0	446.141	446.141
**D	GVV POOLFONDS VOL AG I	0	136.061	136.061
**D	ARTEMIS INSTITUTIONAL GLOBAL CAPITAL FUN	0	318.493	318.493
**D	THE MASTER TRUST BANK OF JAPAN LTD	0	118.037	118.037
**D	UI-E	0	4.538.628	4.538.628
**D	NATIONAL PENSION INSURANCE FUND	0	212.510	212.510
**D	NATIONWIDE BAILLARD INTERNATIONAL EQUIT F	0	129.639	129.639
**D	NATIONWIDE INTERNATIONAL INDEX FUND	0	150.000	150.000
**D	JPMORGAN EUROPEAN INVESTMENT TRUST PLC	0	727.837	727.837
**D	INTERNATIONAL FUND MANGEMENT S.A. RE GLO	0	737.308	737.308
**D	INTERNATIONAL FUND MANGEMENT S.A. RE IFM	0	63.000	63.000
**D	INTERNATIONAL FUND MANGEMENT S.A. RE IF	0	427.000	427.000
**D	DEKA INTERNATIONAL S.A. RE DEKA-EUROPAVA	0	3.500.000	3.500.000
**D	DEKA INTL S.A GLOBALE AKTIEN LOWRISK	0	146.208	146.208
**D	DEKA INTERNATIONAL S.A RE DEKALUX-EUROPA	0	1.765.037	1.765.037
**D	DEKA INTERNATIONAL S.A. RE DEKAMULTI ASSET ERTRAG	0	700.000	700.000
**D	INTERNATIONAL FUND MANGEMENT S.A.	0	2.291.783	2.291.783
**D	DEKA INTERNATIONAL S.A RE DEKA-EURO PAGARANT	0	23.535	23.535
**D	EQ ADVISORS TRUST - 1290 VT SMARTBETA EQ	0	272.179	272.179
**D		0	10.720	10.720

EM

373

LISTA ESITO DELLE VOTAZIONE
 Oggetto: Destinazione dell'utile di esercizio

FAVOREVOLI

Badge	Regione Sociale	Proprrio	Delega	Totale
***D	JNL/BLACKROCK GLOBAL ALLOCATION FUND	0	2.863.996	2.863.996
***D	JNL/BLACKROCK ADVANTAGE INTERNATIONAL FU	0	13.446	13.446
***D	EQ ADVISORS TR EQ TEMPLE GLOB EQ M VO P	0	75.362	75.362
***D	BOILERMAKERS NATIONAL ANNUITY TRUST	0	94.702	94.702
***D	T. ROWE PRICE GLOBAL EQUITY FUND	0	8.823	8.823
***D	VANTAGETRUST III MAST COLLECT INVE FU TR	0	540.339	540.339
***D	THE MASTER TRUST BANK OF JAPAN LTD	0	4.933	4.933
***D	BBP INKA	0	99.418	99.418
***D	THE NATIONAL FARMERS UNION MUTUAL INS LINK PEN	0	75.110	75.110
***D	THE MASTER TRUST BANK OF JAPAN LTD	0	605.155	605.155
***D	THE MASTER TRUST BANK OF JAPAN LTD	0	282.161	282.161
***D	BUREAU OF LABOR FUNDS- LABOR PENSION FUND	0	1.448.790	1.448.790
***D	BUREAU OF LABOR FUNDS- LABOR PENSION FUND	0	903.577	903.577
***D	BUREAU OF LABOR FUNDS- LABOR RETI FUND	0	157.648	157.648
***D	BUREAU OF LABOR FUNDS- LABOR RETI FUND	0	92.701	92.701
***D	BUREAU OF LABOR FUNDS- LABOR INSURANCE FU	0	80.014	80.014
***D	BUREAU OF LABOR FUNDS- LABOR INSURANCE FU	0	18.639	18.639
***D	BUREAU OF LABOR FUNDS- LABOR RETIREMENT FUND	0	58.713	58.713
***D	BUREAU OF LABOR FUNDS- LABOR PENSION FUND	0	23.375	23.375
***D	BUREAU OF LABOR FUNDS- LABOR INSURANCE FU	0	5.197.739	5.197.739
***D	NEW YORK STATE COMMON RETIREMENT FUND	0	4.417.278	4.417.278
***D	NEW YORK STATE COMMON RETIREMENT FU	0	342.833	342.833
***D	MISSOURI EDUCATION PENSION TRUST	0	455.278	455.278
***D	STATE OF WYOMING	0	2.197.126	2.197.126
***D	ARTEMIS GLOBAL EQUITY INCOME FUND	0	1.104.400	1.104.400
***D	ARTEMIS EUROPEAN GROWTH FUND	0	23.730	23.730
***D	AXA ROSENBERG EUROPEAN FUND	0	53.190	53.190
***D	KUWAIT FUND FOR ARAB ECONOMIC DEVELOPMEN	0	1.444.940	1.444.940
***D	BLACKROCK MULTI-ASSET INC.FORTE.OF BLACK	0	103.512	103.512
***D	BLACKROCK INTERNATIONAL INDEX V.I. FUND OF BLACKROCK VARIABLE SERIES FUNDS INC.	0	137.132	137.132
***D	THE MASTER TRUST BANK OF JAPAN LTD	0	5.913	5.913
***D	THE MASTER TRUST BANK OF JAPAN LTD	0	3.597.991	3.597.991
***D	THE MASTER TRUST BANK OF JAPAN LTD	0	16.183.903	16.183.903
***D	BLACKROCK INSTITUTIONAL TRUST COMPA	0	58.770.455	58.770.455
***D	BLACKR INS T COMP NA INV F FOR EMP BEN T	0	1.960.964	1.960.964
***D	BLACKROCK MSCI EAFE EQUITY INDEX NON-LENDABLE FUND	0		0
***D	TRUST AND CUSTODY SERVICES BANK, LTD. AS TRUSTEE FOR MHTB AS TRUSTEE FOR MHAM INTERNATIONAL EQUITY INDEX MOTHER FUND	61.695		61.695
***D	TRUST AND CUSTODY SERVICES BANK LIMITED	0	693.341	693.341
***D	VFTC INST TOTAL INT STOCK MARKET IND TRU	0	3.644.797	3.644.797
***D	WASHINGTON STATE INVESTMENT BOARD	0	5.530.259	5.530.259
***D	BLACKROCK MSCI EMU IMI INDEX FD B (EMUIM	0	6.670	6.670
***D	MSCI WORLD EQUITY ESG SCREENED INDE	0	1.039.964	1.039.964
***D	MSCI EUROPE EQUITY INDEX FUND B (EU	0	6.728.595	6.728.595

EP

376

LISTA ESITO DELLE VOTAZIONE

Oggetto: Destinazione dell'utile di esercizio

FAVOREVOLI

Badge	Ragione Sociale	Proprio	Delega	Totale
**D	MSCI ACWI EX-U.S. IMI INDEX FUND B2	0	489.235	489.235
**D	MSCI EUROPE EQUITY ESG SCREENED INDEX FUND B	0	8.635	8.635
**D	EUROPE EQUITY INDEX ESG SCREENED FU	0	517.658	517.658
**D	EUROPE EX-UK ALPHA TILTS ESG SCREEN	0	46.687	46.687
**D	INTERNATIONAL ALPHA TILTS FUND B (I	0	193.432	193.432
**D	GLOBAL EX US ALPHA TILTS FUND B	0	38.819	38.819
**D	JPMORGAN GLOBAL RESEARCH ENHANCED IND FU	0	890.992	890.992
**D	JPMORGAN GLOBAL ALLOCATION FUND	0	539.940	539.940
**D	JPMORGAN EUROPE DYNAMIC FUND	0	1.413.470	1.413.470
**D	JPMORGAN INCOME BUILDER FUND	0	2.088.367	2.088.367
**D	JPMORGAN DIVERSIFIED RETURN GLOB EQ ETF	0	25.889	25.889
**D	JPMORGAN INSURANCE TRUST GLOBAL ALLOC PO	0	12.172	12.172
**D	JPMORGAN INSURANCE TRUST INCOME BUILD PO	0	14.000	14.000
**D	JPMORGAN DIVERSIFIED RETURN EUROPE EQUITY ETF	0	7.631	7.631
**D	JPMORGAN DIVERSIF RETURN INTERNAT EQ ETF	0	103.113	103.113
**D	JPMORGAN INTERNATIONAL ADVANTAGE FUND	0	566.410	566.410
**D	JPMORGAN INTERNAT.RESEARCH ENHANCED EQUI	0	8.450.245	8.450.245
**D	JPMORGAN MACRO OPPORTUNITIES FUND	0	28.814	28.814
**D	JPMORGAN BETABUILDERS INTERNATIONAL	0	25.505	25.505
**D	JPMORGAN BETABUILDERS EUROPE ETF	0	2.321.720	2.321.720
**D	THRIFT SAVINGS PLAN	0	28.239.959	28.239.959
**D	CDN MSCI EAFE MINIMUM VOLATILITY INDEX F	0	11.464	11.464
**D	BLACKROCK CDN MSCI EAFE EQUITY INDEX FUN	0	3.628.989	3.628.989
**D	BLACKROCK CDN MSCI EAFE INDEX PLUS FUND	0	63.073	63.073
**D	BLACKROCK CDN WORLD INDEX FUND	0	420.667	420.667
**D	STICHTING PENSIOENFONDS VOOR HUISARTSEN	0	269.468	269.468
**D	JPMORGAN FUND ICVC - JPM GLOBAL RESEARCH	0	82.117	82.117
**D	JPMORGAN INTERNATIONAL HEDGED EQUITY FUN	0	102.001	102.001
**D	COMMINGLED PENSION TR FUN INT OPPORTUNIT	0	2.350.905	2.350.905
**D	JPMORGAN DIVERSIFIED FUND	0	70.626	70.626
**D	COLUMBIA GLOBAL INFRASTRUCTURE FUND	0	806.744	806.744
**D	STATE FARM INSURANCE CO EMPLOYEE RETIREM	0	1.698.117	1.698.117
**D	COLUMBIA CAPITAL ALLOCATION AGGRESSIVE P	0	4.214	4.214
**D	COLUMBIA CAPITAL ALLOCATION CONSERVAT PO	0	1.036	1.036
**D	COLUMBIA CAPITAL ALLOCATION MODERATE POR	0	5.100	5.100
**D	COLUMBIA CAPITAL ALLOCAT MODER CONSER PO	0	3.557	3.557
**D	1290 FUNDS - 1290 SMARTBETA EQUITY FUND	0	1.582	1.582
**D	AQR FUNDS - AQR INTERNATIONAL MULTI STYL	0	12.000	12.000
**D	DELTA MASTER TRUST	0	1.076.422	1.076.422
**D	JPMORGAN ACCESS BALANCED FUND	0	15.680	15.680
**D	JPMORGAN ACCESS GROWTH FUND	0	22.225	22.225
**D	PROVEDA GLOBAL EQUITY, LP	0	26.882	26.882
**D		0	3.936	3.936

375

LISTA ESITO DELLE VOTAZIONI

Oggetto: Destinazione dell'utile di esercizio

FAVOREVOLI

Badge	Ragione Sociale	Proprio	Delega	Totale
**D	MULTI-MANAGER INTERNATIONAL EQUITY STRATEGIES FUND	0	843.273	843.273
**D	EQ ADVISORS TRUST - EQ/WELLINGTON E	0	79.265	79.265
**D	U S STEEL CORPO REPRES RETIREES BENEF TR	0	11.658	11.658
**D	COMMINGLED PENSION TRUST FUND (GLOBAL OP	0	769.268	769.268
**D	FREDERICK S. UFTON FOUNDATION CAPITAL GU	0	25.030	25.030
**D	STATE OF NEW MEXICO STATE INVEST COUNCIL	0	2.129.343	2.129.343
**D	COMMINGLED PENSION TRUST FUND (INTREPID INTERNATIONAL) OF JPMORGAN CHASE BANK	0	3.340.088	3.340.088
**D	KATHERINE C. MOORE CHARITABLE LEAD ANNUITY TRUST II	0	14.425	14.425
**D	INVESCO OPENHEIMER GLOBAL MULTI-AS	0	23.714	23.714
**D	NEW YORK LIFE INSURANCE AND ANNUITY CO	0	30.104	30.104
**D	MULTI-MANAGER DIRECTIONAL ALTERNATIVE STRATEGIES FUND	0	50.766	50.766
**D	CAPITAL GUARDIAN GLOBAL EQUITY FUND	0	510.459	510.459
**D	CAPITAL GROUP INTERNATIONAL EQUITY	0	2.620.227	2.620.227
**D	JPMORGAN INTERNATIONAL EQUITY PLUS FUND	0	26.887	26.887
**D	RETIREMENT PLAN FOR EMPLOYEES OF AETNA INC	0	275.266	275.266
**D	DUKE ENERGY RETIREMENT SAVINGS PLAN	0	463.700	463.700
**D	THE KATHERINE MOORE REVOCABLE TRUST	0	15.133	15.133
**D	JAB CONSOLIDATED LTD	0	1.426	1.426
**D	F.M.KIRBY TRUST DATED 1/3/75 FBO FRED M. KIRBY III	0	6.505	6.505
**D	FM KIRBY TRUST DTD 1/3/75 FBO S DILLARD KIRBY	0	8.853	8.853
**D	FM KIRBY DTD TRUST 1/3/75 FBO JEFFERSON W KIRBY	0	6.506	6.506
**D	OSHARES FTSE EUROPE QUALITY DIVIDEND ETF	0	58.168	58.168
**D	CHURCH COMMISSIONERS FOR ENGLAND	0	42.664	42.664
**D	NMM5-WIEQ-CNS ACCOUNT	0	9.200	9.200
**D	WIF-C S GEL LISTED INFRASTRUCTURE	0	87.189	87.189
**D	NMM3 GLEQ GOG ACCOUNT	0	117.088	117.088
**D	NMM5 GIEP NVN ACCOUNT	0	123.518	123.518
**D	NMM5 WIEQ BRE ACCOUNT	0	24.400	24.400
**D	NMM5-WIEQ-NVN ACCOUNT	0	45.671	45.671
**D	DPAM EQUITIES I	0	321.007	321.007
**D	DPAM I	0	27.100	27.100
**D	DPAM CAPITAL B	0	673.965	673.965
**D	DPAM HORIZON B	0	51.250	51.250
**D	DPAM DEI-RDT B	0	332.156	332.156
**D	DPAM INVEST B	0	2.274.132	2.274.132
**D	I. I. STICAV INSTITUTIONNELLE DE DROIT BELGE	0	380.000	380.000
**D	PRISMA FONDATION SUISSE D'INVESTISSEMENT PRISMA ESG WORLD EX-CH L.V.EQ. H	0	1.741	1.741
**D	MERRILL LYNCH PROFESSIONAL CLEARING CORP	0	265.297	265.297
**D	HELABA INVEST KAPITALANLAGEGESELLSCHAFT MBH	0	1.275.000	1.275.000
**D	BALOISE FUND INVEST (CH)-AKTIEN WELT EX SCHWEIZ PASSIV CREDIT SUISSE FUNDS AG	0	8.605	8.605
**D	CREDIT SUISSE FUNDS AG ASABT AKTIEN AUSLAND MANDAT ALLIANZ GLOBAL INVESTORS	0	24.501	24.501
**D	CSIF (CH) III EQUITY WORLD EX CH VALUE WEIGHTED - PENSION FUND CREDIT SUISSE FUNDS AG	0	49.626	49.626
**D	AXA VORSORGE FONDS II - EQUITIES GLOBAL MARKETS CREDIT SUISSE FUNDS AG	0	45.076	45.076

24

LISTA ESITO DELLE VOTAZIONE

Oggetto: Destinazione dell'utile di esercizio

FAVOREVOLI

Badge	Regione Sociale	Proprio	Delega	Totale
**D	S2KB STRATEGIEFONDS WACHSTUM CREDIT SUISSE FUNDS AG	0	40.698	40.698
**D	FK CSG WORLD EQUITY CREDIT SUISSE FUNDS AG	0	92.562	92.562
**D	S2KB STRATEGIEFONDS AUSGEWEN CREDIT SUISSE FUNDS AG	0	48.606	48.606
**D	MIGROS AST FONDS II AKTIEN AUSLAND CREDIT SUISSE FUNDS AG	0	430.000	430.000
**D	AXA VORSORGE FONDS - EQUITIES GLOBAL MARKETS III CREDIT SUISSE FUNDS AG	0	715.392	715.392
**D	FK CSG WORLD EQUITY CREDIT SUISSE FUNDS AG MANDAT SWISS ROCK	0	292.204	292.204
**D	CS INVESTMENT FUNDS 2 LUX EUROZONE ACTIVE OPPORTUNITIES EQ	0	707.473	707.473
**D	CSIF 2 CREDIT SUISSE (LUX) EUROPEAN DIVIDEND PLUS EQUITY FD	0	822.241	822.241
**D	CREDIT SUISSE INDEX FUND (LUX) - CSIF (LUX) EQUITY EMU	0	3.280.661	3.280.661
**D	CREDIT SUISSE INDEX FUND (LUX) - CSIF (LUX) EQUITY WORLD FACTOR MIX	0	11.445	11.445
**D	CS INVESTMENT FUNDS 2 - CREDIT SUISSE (LUX) INFRASTRUCTURE EQUITY FUND	0	665.000	665.000
**D	CREDIT SUISSE INDEX FUND (LUX) - CSIF (LUX) EQUITY EMU BLUE	0	2.870.014	2.870.014
**D	CREDIT SUISSE INDEX FUND (LUX) - CSIF (LUX) EQUITY EURO STOXX MULTI PREMIA	0	26.622	26.622
**D	CSIF (CH) EQUITY EMU CREDIT SUISSE FUNDS AG	0	1.273.993	1.273.993
**D	FIMREON WORLD EQUITY ISOPRO (PENSION) CREDIT SUISSE FUNDS AG	0	32.359	32.359
**D	ACM VIE SA SELR EURO	0	869.400	869.400
**D	ACM VIE SA FONDS GENERAL	0	8.494.718	8.494.718
**D	ACM MUT FONDS GENERAL	0	1.975.105	1.975.105
**D	ACM IARD SA	0	1.007.481	1.007.481
**D	FIDELITY ADVIS SVIII FID ADV INT CA AP F	0	6.749.700	6.749.700
**D	FIAM GROUP TR FOR EMPLOYEE BENEF PLA	0	6.608.175	6.608.175
**D	VARIABLE INSURANCE PROD FD II INTER CAP	0	736.200	736.200
**D	JAPAN TRUSTEE SERVICES BANK LTD	0	100.324	100.324
**D	FIDELITY FUNDS SICAV	0	31.099.648	31.099.648
**D	FIDELITY FUNDS SICAV	0	30.747	30.747
**D	FIDELITY FUNDS SICAV	0	824.496	824.496
**D	NN (L)	0	5.168.307	5.168.307
**D	FIDELITY POC VALUE UNCONSTRAINED	0	813	813
**D	FIDELITY POC VALUE OPTIMIZED FACTOR	0	976	976
**D	FIL GENESIS LIMITED FIDELITY POC CLIMATE	0	3.267	3.267
**D	JAPAN TRUSTEE SERVICES BANK LTD	0	17.157	17.157
**D	PYRAMIS SELECT INTER EQ FUND LLC	0	135.963	135.963
**D	PYRAMIS GROUP TR FOR EMPLOYEES BENEF PLAN	0	16.069	16.069
**D	FIDELITY SAL ST FIDELITY GLOBAL EX DS IN	0	2.091.423	2.091.423
**D	FIDELITY SALEM STR T FID TOTAL INT IND F	0	1.392.288	1.392.288
**D	FIDELITY UCITS ICAV	0	66.350	66.350
**D	FIDELITY UCITS II ICAV	0	32.160	32.160
**D	VARIABLE INSURANCE PRODUCTS FUND II: INTERNATIONAL INDEX PORTFOLIO	0	45.153	45.153
**D	FIDELITY SALEM STREET TRUST: FIDELITY ZERO INTERNATIONAL INDEX FUND	0	502.209	502.209
**D	FIDELITY CONCORD STREET TRUST: FIDELITY SERIES INTERNATIONAL INDEX FUND	0	71.271	71.271
**D	SEI INSTIT INV TRUST WORLD EQUITY EX US FD WELLING	0	4.147.590	4.147.590
**D	FIDELITY RETIREE HEALTH REIMBURSEMENT PL	0	113.308	113.308
**D	ANIMA SGR SPA ANIMA SELEZIONE EUROPA	0	1.025.016	1.025.016

377

LISTA ESITO DELLE VOTAZIONE

Oggetto: Destinazione dell'utile di esercizio

FAVOREVOLI

Badge	Ragione Sociale	Proprio	Delega	Totale
**D	ANIMA ALTO POTENZIALE ITALIA ANIMA SGR	0	1.000.000	1.000.000
**D	ANIMA SELEZIONE GLOBALE ANIMA SGR	0	386.200	386.200
**D	ANIMA ALTO POTENZIALE EUROPA ANIMA SGR S	0	1.337.306	1.337.306
**D	ANIMA SGR SPA - ANIMA VISCONTEO PLUS	0	796.923	796.923
**D	ANIMA SGR SPA	0	406.032	406.032
**D	ANIMA SGR SPA ANIMA CRESCITA ITALIA	0	1.342.320	1.342.320
**D	ANIMA ITALIA ANIMA SGR	0	3.291.034	3.291.034
**D	ANIMA VISCONTEO ANIMA SGR SPA	0	4.277.955	4.277.955
**D	ANIMA/ANIMA VAL.GLOBALE	0	733.500	733.500
**D	ANIMA SFORZESCO ANIMA SGR SPA	0	2.039.352	2.039.352
**D	ANIMA FONDO TRADING ANIMA SGR SPA	0	600.000	600.000
**D	ANIMA EUROPA ANIMA SGR SPA	0	548.354	548.354
**D	ANIMA SGR SPA ANIMA VESPUCCI	0	100.800	100.800
**D	ANIMA SGR SPA ANIMA MAGELLANO	0	488.500	488.500
**D	ALETTI GES OB ITA	0	250.000	250.000
**D	ALETTI GES OB EUR C	0	300.000	300.000
**D	ALETTI GES PR EUR	0	508.940	508.940
**D	ALETTI GES PR CED II	0	482.480	482.480
**D	ANIMA SGR SPA - GESTIELLE PRO ITALIA	0	125.000	125.000
**D	ALETTI GES ABS RE	0	163.207	163.207
**D	ALETTI GES C MT IV	0	20.151	20.151
**D	ALETTI GES C MT V	0	390.852	390.852
**D	ALETTI GES C MT I	0	332.257	332.257
**D	ALETTI GES MAII	0	75.000	75.000
**D	ANIMA MEGATREND ANIMA SGR	0	26.640	26.640
**D	ANIMA PICPAC MAGELLANO 2022 ANIMA SGR	0	48.599	48.599
**D	ANIMA PICPAC VALORE GLOBALE 2022 ANIMA S	0	13.700	13.700
**D	ANIMA ESAGONO OBBL CORP ANIMA SGR	0	8.390	8.390
**D	ANIMA ESAGONO AZIONARIO GLOBALE ANIMA SG	0	24.000	24.000
**D	DEAM FONDS AT2M	0	5.948.546	5.948.546
**D	JANUS HENDERSON HORIZON FUND	0	2.788.892	2.788.892
**D	EXANE FUNDS 2	0	7.628.875	7.628.875
**D	JANUS HENDERSON FUND	0	604.795	604.795
**D	FAM SERIES UCITS ICIV	0	2.532.172	2.532.172
**D	JANUS HENDERSON GLOBAL EQUITY INCOME FD	0	65.022	65.022
**D	JANUS HEND INSTIT EUROP INDEX OPP FUND	0	1.680.093	1.680.093
**D	JANUS HENDERSON EUROPEAN FOCUS FUND	0	5.968.344	5.968.344
**D	JANUS HENDERSON EUROPEAN SELECT OPFS FD	0	98.729	98.729
**D	JANUS HEND EUROPEAN ABSOLUTE RETURN FUND	0	528.326	528.326
**D	ENHANCED INDEX INTERNATIONAL SHARE FUND	0	101.568	101.568
**D	AMP CAP UNHEGDED GL SHS MULTI MAN FUND	0	228.920	228.920
**D	WHOLESALE GLOBAL EQUITY VALUE FUND	0	65.700	65.700
**D	JANUSHENDERSON GLOBAL EQUITY INCOME FUND	0	40.125	40.125
**D	AVIVA PATRIMOINE	0	0	0

Assemblea Ordinaria del 14 maggio 2020

ENEL S.p.A.

LISTA ESITO DELLE VOTAZIONE

Oggetto: Destinazione dell'utile di esercizio

FAVOREVOLI

Badge	Ragione Sociale	Proprio	Delega	Totale
**D	AVIVA DIVERSIFIE	0	7.236	7.236
**D	FCP AVIVA INVESTORS SELECTION	0	36.891	36.891
**D	FCP AVIVA INVESTORS CONVICTION	0	343.112	343.112
**D	FCP AVIVA INVESTORS VALORISATION	0	208.584	208.584
**D	FCP APER ACTIONS EURO	0	2.049.938	2.049.938
**D	FCP AVIVA PERFORMANCE	0	11.238	11.238
**D	FCP AVIVA ACTIONS EURO	0	219.472	219.472
**D	FCP AVIVA STRUCTURE INDEX 3	0	178.399	178.399
**D	FCP AVIVA INVESTORS ACTIONS EURO	0	723.254	723.254
**D	ACTIAM RESPONSIBLE INDEX FUND EQUITY EUR	0	1.724.625	1.724.625
**D	STICHTING JURIDISCH EIGENNAAR ACTIAM	0	2.741.039	2.741.039
**D	ACTIAM BELEGGENSFONDSEN NV	0	191.283	191.283
**D	JANUS HENDERSON DIVIDEND INCOME BUILDER	0	211.278	211.278
**D	DNCA BEYOND EUROPEAN LEADERS	0	135.000	135.000
**D	DNCA DNCA	0	72.944	72.944
**D	DNCA VALUE EUROPE	0	1.732.183	1.732.183
**D	FCP DNCA EVOLUTIF	0	1.429.391	1.429.391
**D	PENSIONSKASSE DES BENDES PUBLICA	0	1.899.705	1.899.705
**D	MANAGEMENT BOARD PUBLIC SERVICE PENSION	0	73.094	73.094
**D	FIDELITY GLOBAL LOW VOLATILITY EQUITY FU	0	21.940	21.940
**D	AXA EQUITABLE LIFE INSURANCE CO	0	103.598	103.598
**D	JPM CHASE BANK - PB - UK CORPORATIONS	0	196.118	196.118
**D	BIRELEY'S ORANGE JAPAN, S.A.	0	23.778	23.778
**D	AXA OFFSHORE MULTIMANAGER FUNDS TRUST - AXA OFFSHORE AGGRESSIVE MULTIMANAGER FUND CIBC	0	6.210	6.210
**D	FRONTIER COMMUNICATIONS PENSION PLAN	0	229.951	229.951
**D	GENERAL MOTORS PENSIONFONDS OFF	0	23.134	23.134
**D	CONNECTICUT GENERAL LIFE INSURANCE COMPANY	0	18.336	18.336
**D	FQ ESSENTIAL BETA FUND LTD	0	72.882	72.882
**D	FIDELITY MANAGEMENT AND RESEARCH CO	0	5.094	5.094
**D	FIDELITY INVESTMENTS MONEY MANAGEMENT IN	0	4.646	4.646
**D	ROYAL BOROUGH OF KINGSTON UPON THAMES PE	0	91.228	91.228
**D	EQ ADVISORS TRUST - EQ/AB DYNAMIC MODERA	0	329.059	329.059
**D	EQ ADV TRUST EQ/INT. EQ. INDEX PORTFOLIO	0	1.683.639	1.683.639
**D	BOILERMAKER BLACKSMITH NATIONAL PENSION	0	1.036.570	1.036.570
**D	MFS UTILITIES FUND	0	12.875.726	12.875.726
**D	FIDELITY DIVERSIFIED INTERNATIONAL FUND	0	12.371.700	12.371.700
**D	FIDELITY CENTRAL INVESTMENT PORTFOLIOS I	0	748.036	748.036
**D	AVIVA LIFE & PENSIONS UK LIMITED	0	1.949.215	1.949.215
**D	UNIVERSITIES SUPERANNUATION SCHEME	0	24.644.314	24.644.314
**D	THE CAR CARE PENSION PLAN	0	36.318	36.318
**D	CITY OF PHILADELPHIA PUBLIC EMPL RET SYS	0	437.787	437.787
**D	FORSTA AP - FONDEN	0	1.491.450	1.491.450
**D	DWS INVESTMENT GMBH	0	2.786.989	2.786.989

379

91

LISTA ESITO DELLE VOTAZIONE

Oggetto: Destinazione dell'utile di esercizio

FAVOREVOLI

Badge	Ragione Sociale	Proprio	Delega	Totale
**D	UKA-FONDS	0	181.934	181.934
**D	JUPITER GREEN INVESTMENT TRUST PLC	0	100.000	100.000
**D	FIDELITY EUROPEAN VALUES PLC	0	5.301.647	5.301.647
**D	NATIONAL PENSION INSURANCE FUND	0	90.939	90.939
**D	EQ ADVISORS TRUST-AXA/AB DYNAMIC GROWTH	0	74.087	74.087
**D	EQ ADVISORS TRUST - EQ/MFS UTILITIES SERIES PORTFOLIO	0	775.404	775.404
**D	NVIT INTERNATIONAL EQUITY FUND ONE	0	68.594	68.594
**D	MARSHFIELD CLINIC MASTER TRUST	0	96.499	96.499
**D	BUREAU OF LABOR FUNDS - LABOR RETIREMENT FUND	0	90.939	90.939
**D	MISSOURI EDUCATION PENSION TRUST	0	744.229	744.229
**D	FIDELITY INVESTMENT FUNDS - FIDELITY Y GLOBAL DIVIDEND FUND	0	4.554.148	4.554.148
**D	FIDELITY INV FUNDS-FIDELITY INDEX WORLD	0	372.300	372.300
**D	FIDELITY INVESTMENT FUNDS - EUROPEAN FUN	0	14.674.255	14.674.255
**D	FIDELITY INSTITUTIONAL SELECT GLOBAL EQU	0	82.809	82.809
**D	FIDELITY INVESTMENT FUNDS - FIDELITY INDEX EUROPE	0	1.346.379	1.346.379
**D	FIDELITY INV. FIDELITY INDEX EUROPE EX U	0	509.345	509.345
**D	THE MASTER TRUST BANK OF JAPAN LTD	0	142.198	142.198
**D	VANGUARD INTERNATIONAL VALUE FUND	0	8.578.763	8.578.763
**D	AVIVA INVESTORS INVESTMENT FUNDS IC	0	126.813	126.813
**D	BOMBARDIER TRUST U.S. MASTER TRUST	0	109.260	109.260
**D	VERMONT PENSION INVESTMENT COMMITTEE	0	323.069	323.069
**D	HORIZON HEALTHCARE SERVICES, INC	0	335.046	335.046
**D	KAYNE GLOBAL INFRASTRUCTURE FUND LP	0	45.100	45.100
**D	KOLDINGVEJ 2, BILLUND A/S, C/O KIRKBI AS	0	333.395	333.395
**D	BANK LOMBARD ODIER CO LTD	0	100.000	100.000
**D	DANICA PENSION LIVSFORSIKRINGSAKTIESELSKAB	0	222.539	222.539
**D	LOMBARD ODIER FUNDS (SWITZERLAND) SA I3D	0	1.222.003	1.222.003
**D	KAPITAL DANISKE INVEST INST DAN PENS OBLI	0	1.795.217	1.795.217
**D	ARDELING DANICA LINK - INDEKS GLOBALE AKTIER	0	25.780	25.780
**D	KAPTALFOR DANISKE INVEST INSTITUT DANICA PENSIONS - AKTIER	0	162.053	162.053
**D	INV. DANISKE INVEST EUROPA INDEKS KL	0	372.510	372.510
**D	EUROPA 2 KL 17 PARALLELVEJ KONGENS, LYNGBY, 2800 DENMARK	0	98.753	98.753
**D	INV DANISKE INVEST GLOBAL INDEKS KL	0	31.350	31.350
**D	INVEST DANISKE INV EUROPA HOJT UDBYTE	0	1.062.623	1.062.623
**D	EUROPA - AKKUMLERENDE KL PARALLELVEJ 17, KGS. LYNGBY, 2800 DENMARK	0	145.851	145.851
**D	INV. DANISKE INV SELECT FLEXIN AKTIER	0	689.358	689.358
**D	INV DAN INV SEL GLOB EQUITY SOL AKK KL	0	307.996	307.996
**D	INV DANISKE INVEST GLOBAL STOCKPIC 2	0	115.636	115.636
**D	DANSKE INVEST SELECT GLOBAL EQUITY	0	28.091	28.091
**D	INV PROCAPTURE EUROPE INDEX FUND ACC KL	0	907.968	907.968
**D	GLOBAL AC INDEX FUND - ACCUMULATING KL	0	188.270	188.270
**D	GLOBAL INDEKS KL PARALLELVEJ 17, LYNGBY, 2800 DENMARK	0	300.496	300.496
**D	INV. DANISKE INVEST, EUROPA	0	175.808	175.808

380

LISTA ESITO DELLE VOTAZIONI

Oggetto: Destinazione dell'utile di esercizio

FAVOREVOLI

Badge	Ragione Sociale	Proprio	Delega	Totale
**D	SIJOITUSRAHASTO AKTIA EUROPA	0	700.000	700.000
**D	MITE (LOX)/TMA UMBRELLA FUND-GLOBAL EQUI	0	33.900	33.900
**D	TMA UMBRELLA FD-TMA ACWI EX-JAPAN PORTF.	0	60.900	60.900
**D	DANSKE BANK PULJER	0	788.491	788.491
**D	BEST INVESTMENT CORPORATION	0	647.862	647.862
**D	PHOENIX GRAR FUND	0	21.595	21.595
**D	TRUST & CUSTODY SERVICES BANK LTD	0	1.135.415	1.135.415
**D	TRUST & CUSTODY SERVICES BANK LTD AS TRUSTEE FOR PENSION INVESTMENT FUND TRUST NUMBER 21	0	139.665	139.665
**D	HSBC POOLED INVESTMENT FUND 1 QUEEN'S ROAD, CENTRAL, HONG KONG, HONG KONG	0	3.951.835	3.951.835
**D	ALLIANZ GLOBAL INVESTORS PREMIER	0	27.608	27.608
**D	HSBC GUARANTEED FUND	0	28.939	28.939
**D	BEST INVESTMENT CORPORATION	0	20.511	20.511
**D	HANG SENG INSURANCE COMPANY LIMITED	0	191.881	191.881
**D	CATHAY GLOBAL MULTIPLE INCOME BALANCED FUND 2F	0	527.712	527.712
**D	JPMORGAN MULTI INCOME FUND	0	842.586	842.586
**D	SCHRODER IN.P.F.ADV.GL.EQUITY.FU	0	45.412	45.412
**D	BARING GLOBAL MULTI ASSET INCOME FUND	0	6.548	6.548
**D	HSBC P IN F HSBC POOLED GLOBAL EQUITY FD	0	235.997	235.997
**D	JPMORGAN MULTI BALANCED FUND	0	33.262	33.262
**D	ALLIANZ CHOICE BEST STYLES EUROPE FUND	0	385.778	385.778
**D	HSBC LIFE (INTERNATIONAL) LIMITED	0	291.557	291.557
**D	ALL GL IN ASIA FD-ALLIANZ SEL EU EQY DIV	0	159.538	159.538
**D	PERTUNHAN KESELAMATAN SOSIAL	0	358.554	358.554
**D	SHENPP EURO INDEX SECURITY MASTER INVEST	0	27.142	27.142
**D	JPMORGAN EUROPE STRATEGIC DIVIDEND FUND	0	71.366	71.366
**D	MARITIME AND PORT AUTHORITY OF SINGAPORE	0	17.796	17.796
**D	CIVIL SERVICES EMPLOYEES PENSION FUND	0	42.123	42.123
**D	CENTRAL FINANCE BOARD METHODIST CHURCH	0	29.271	29.271
**D	AIA GLOBAL MULTI-FACTOR EQUITY FUN HSBC FRANCE	0	24.459	24.459
**D	NORFOLK PENSION FUND	0	747.670	747.670
**D	FTSE ALL WORLD INDEX FUND	0	531.303	531.303
**D	REASSURE LIMITED	0	2.120.567	2.120.567
**D	AI 50-50 GLOBAL EQUITY FUND	0	1.198.048	1.198.048
**D	FRIENDS LIFE AND PENSIONS LIMITED PIXHAM END	0	2.175.683	2.175.683
**D	PUM ACS EUROPEAN EX UK FUND	0	2.147.444	2.147.444
**D	HSBC GLOBAL FUND ICAV	0	6.254	6.254
**D	FRIENDS LIFE FUNDS LIMITED	0	1.079.762	1.079.762
**D	AI EUROPE EQUITY EX UK FUND	0	3.936.076	3.936.076
**D	ROYAL LONDON EUROPEAN GROWTH TRUST	0	764.676	764.676
**D	HSBC MANAGED GROWTH FUND	0	17.384	17.384
**D	THE BRUNNER INVESTMENT TRUST PLC	0	1.494.864	1.494.864
**D	THE PRUDENTIAL ASSURANCE COMPANY LTD	0	612.349	612.349
**D	ROYAL LONDON GROUP PENSION SCHEME	0	138.034	138.034

EM

381

LISTA ESITO DELLE VOTAZIONE

Oggetto: Destinazione dell'utile di esercizio

FAVOREVOLI

Badge	Ragione Sociale	Proprio	Delega	Totale
**D	PRUDENTIAL PENSIONS LIMITED	0	138.830	138.830
**D	HSBC EUROPEAN INDEX FUND	0	2.609.829	2.609.829
**D	HSBC INSTITUTIONAL TRUST SERVICES IRELAND LIMITED RE 1 GRAND CANAL SQUARE GRAND CANAL HARBOUR, DUBLIN, IRELAND	0	404.048	404.048
**D	404.048	0	618.547	618.547
**D	HSBC EUROPEAN GROWTH FUND	0	35.813	35.813
**D	AXA GLOBAL DISTRIBUTION FUND	0	10.493	10.493
**D	HSBC MANAGED BALANCED FUND	0	103.104	103.104
**D	AI DISTRIBUTION LIFE FUND	0	3.526.193	3.526.193
**D	ROYAL LONDON EUROPEAN GROWTH FUND	0	182.430	182.430
**D	HSBC GLOBAL INVESTMENT FUNDS EUROPEAN EQ	0	511.613	511.613
**D	HSBC ETFs PLC	0	963.546	963.546
**D	HENDERSON INTERNATIONAL INCOME TRUST PLC	0	949.506	949.506
**D	HENDERSON EUROPEAN FOCUS TRUST PLC	0	1.474.392	1.474.392
**D	HSBC GLOBAL INVESTMENT FUNDS	0	68.262	68.262
**D	ROYAL LONDON MUTUAL INSURANCE SOCIETY LTD	0	99.753	99.753
**D	HSBC ETFs	0	2.997.724	2.997.724
**D	PUTM BOTHWELL EUROPE FUND	0	105.591	105.591
**D	PUTM EUROPEAN UNIT TRUST	0	4.410.813	4.410.813
**D	INTERNATIONALE KAPITALANLAGEGESELLSCHAFTMEH	0	342.884	342.884
**D	ALLIANZ CGI SUBFONDS EQUITIES	0	463.819	463.819
**D	SONDERVERMOEGEN ALLIANZGI-FONDS VBE	0	75.246	75.246
**D	SONDERVERMOEGEN ALLIANZGI-FONDS DEW-CO	0	68.692	68.692
**D	SONDERVERMOEGEN ALLIANZGI-FONDS DECO	0	49.754	49.754
**D	SONDERVERMOEGEN ALLIANZGI-FONDS DSW-DREFO	0	119.374	119.374
**D	SONDERVERMOEGEN ALLIANZGI-FONDS DSW-CO	0	20.454.191	20.454.191
**D	SONDERVERMOEGEN ALLIANZGI-FONDS DSW-CO	0	157.665	157.665
**D	SONDERVERMOEGEN ALLIANZ ADAC AV FONDS	0	487.579	487.579
**D	ALLIANZ PV-WS RCM SYSPRO INDEXING EUROLAND	0	743.580	743.580
**D	ALLIANZ PV-WS RCM SYSPRO VALUE EUROPE	0	444.810	444.810
**D	SONDERVERMOEGEN ALLIANZ REG FONDS	0	142.747	142.747
**D	ALLIANZ VGI 1 FONDS AGI EQUITIES	0	1.196.329	1.196.329
**D	SONDERVERMOEGEN ALLIANZ VGI 1 FONDS	0	1.279.010	1.279.010
**D	ALLIANZ VGL FONDS RCM GROWTH EUROPE	0	262.100	262.100
**D	SONDERVERMOEGEN ALLIANZ VKA FONDS	0	33.830	33.830
**D	SONDERVERMOEGEN TINIESA	0	170.813	170.813
**D	SONDERVERMOEGEN ATLAS GI	0	234.070	234.070
**D	INTERNATIONALE KAPITALANLAGEGESELLSCHAFTMEH	0	38.453	38.453
**D	SONDERVERMOEGEN AVAN	0	60.710	60.710
**D	SONDERVERMOEGEN AVS-ME	0	35.307	35.307
**D	NIKKO GLOBAL TRI-ASSET FUND CIBC FINANCIAL CENTRE	0	6.028.938	6.028.938
**D	NWT-GRAVITY EUROPEAN EQUITY FUND	0	19.230	19.230
**D	MELLON OFFSHORE FUNDS C/O CIBC BANK AND TRUST COMPANY (CAYMAN) LIMITE	0	19.230	19.230
**D	EPWORTH INVESTMENT FUND	0	2.041.928	2.041.928
**D	AI-STRATEGIC GLOBAL EQUITY FUND	0	2.041.928	2.041.928

EP

382

LISTA ESITO DELLE VOTAZIONE

Oggetto: Destinazione dell'utile di esercizio

FAVOREVOLI

Badge	Ragione Sociale	Proprio	Delega	Totale
**D	SWISS NATIONAL BANK	0	29.573.222	29.573.222
**D	ALPHA ARCHITECT INTERNATIONAL QUANTITATI	0	169.803	169.803
**D	LSV GLOBAL MANAGED VOLATILITY FUND	0	17.300	17.300
**D	LSV GLOBAL VALUE FUND ONE FREEDOM V	0	7.000	7.000
**D	KAYNE RENEWABLE ENERGY INCOME 1800	0	112.081	112.081
**D	ALPHACENTRIC ENERGY INCOME FUND	0	39.900	39.900
**D	KAYNE ANDERSON RENEWABLE INFRASTR RUCT PA	0	283.419	283.419
**D	MERRILL LYNCH INTERNATIONAL	0	203.400	203.400
**D	SWISSCANTO ASSET MANAGEMENT AG	0	3.381.387	3.381.387
**D	ALLIANZ GLOBAL INVESTORS GMBH	0	105.035	105.035
**D	WORLDVIEW INVESTMENT FUND	0	89.223	89.223
**D	WIF-EUROPE OPPORTUNITIES FUND	0	210.089	210.089
**D	SONDERVERMOGEN PKME INKA	0	198.189	198.189
**D	SONDERVERMOGEN VIM	0	79.868	79.868
**D	SONDERVERMOGEN FONDS VKV	0	538.760	538.760
**D	SONDERVERMOGEN INKA LUCK FONDS	0	279.999	279.999
**D	INTERNATIONALE KAPITALANLAGEGESELLSCHAFT MBH 21 YORCKSTRASSE, DUESSELDORF, NRW	0	16.300	16.300
**D	INTERNATIONALE KAPITALANLAGEGESELLSCHAFT MBH 21 YORCKSTRASSE, DUESSELDORF, NRW	0	26.185	26.185
**D	SCHOLLER-STIFTUNGSFONDS I AKTIEN	0	49.321	49.321
**D	WIF-EUROPE DISCOVERY FUND	0	234.397	234.397
**D	MERCER UNHEDEDGED OVERSEAS SHARES TRUST	0	31.296	31.296
**D	LBPAM ISR AVENIR EURO	0	39.499	39.499
**D	FCP LBPAM ACTIONS VALUE EURO	0	4.379.001	4.379.001
**D	LBPAM ACTIONS EURO LARGE CAP	0	902.912	902.912
**D	LBPAM IRC ACTIONS ISR	0	977.402	977.402
**D	FCP LBPAM DIVERSIFIE FOCUS OBLIG 3 5	0	82.666	82.666
**D	FCP LBPAM ACTIONS CROISSANCE EURO	0	2.450.128	2.450.128
**D	FCP LBPAM IRC ACTIONS EURO MIN VAR	0	220.825	220.825
**D	FCP TOCQUEVILLE DIVIDENDE	0	230.000	230.000
**D	FCP TOCQUEVILLE VALUE EUROPE	0	1.330.000	1.330.000
**D	TOCQUEVILLE MEGATRENDS ISR	0	137.277	137.277
**D	RAVGDT DIVERSIFIE II LBPAM	0	235.333	235.333
**D	SCHRODER GLOBAL ENHANCED INDEX FUND	0	66.490	66.490
**D	BANCO CENTRAL DE TIMOR-LESTE (BCTLD)	0	200.632	200.632
**D	SCHRODER GLOBAL MULTI-FACTOR EQUITY FUND	0	257.946	257.946
**D	SCHRODER ADVANCED BETA GLOBAL EQUITY SMA	0	17.759	17.759
**D	SCHRODER QEP GLOBAL CORE FUND	0	204.074	204.074
**D	BEST INVESTMENT CORPORATION	0	128.355	128.355
**D	MARITIME AND PORT AUTHORITY OF SINGAPORE	0	3.230	3.230
**D	CM-CIC CONVICTIONS EURO	0	390.000	390.000
**D	FCP BRONGNIART AVENIR	0	130.000	130.000
**D	SICAV MONT	0	125.000	125.000
**D	FCP GAILLON NATURAL RESOURCES	0	593.869	593.869

LISTA ESITO DELLE VOTAZIONE

Oggetto: Destinazione dell'utile di esercizio

FAVOREVOLI

Badge	Regione Sociale	Proprio	Delega	Totale
**D	FCP GAILLON SECTORIEL	0	171.241	171.241
**D	FCP CM-CIC EURO ACTIONS	0	890.516	890.516
**D	FCP AVENIR ALIZES	0	8.000	8.000
**D	UNION EUROPE VALUE	0	1.144.451	1.144.451
**D	FCP UNION EUROPE	0	1.893.362	1.893.362
**D	FCP CIC TECHNO COM	0	107.500	107.500
**D	CM VALEURS ETHIQUES	0	199.701	199.701
**D	CM EUROPE ACTIONS	0	101.681	101.681
**D	FCP BRONGNIART RENDEMENT	0	500.000	500.000
**D	FCP TRANSAT PATRIMOINE 2	0	450.000	450.000
**D	LV FAMILIALE	0	18.000	18.000
**D	CPE ALLOCATION PATRIMOINE 2	0	140.000	140.000
**D	STOCKS FINANCES	0	1.150	1.150
**D	LA BELLE BEAUCE	0	40.000	40.000
**D	FCP FIDOGEST	0	120.000	120.000
**D	FCP CASIMIRI	0	22.000	22.000
**D	FCP PSGH	0	24.000	24.000
**D	FCP BHV	0	24.000	24.000
**D	FCPE FCP OCP	0	27.389	27.389
**D	DELI GROUP FOOD	0	1.700	1.700
**D	BARCLAYS FRANCE 30-70	0	12.000	12.000
**D	FCPE AI DIVERSIFIE	0	3.588	3.588
**D	FCPE SERENIS ADAGIO	0	4.000	4.000
**D	LV INVEST	0	15.000	15.000
**D	POINCARE II	0	8.000	8.000
**D	FCP BROUARDEL AVENIR	0	18.000	18.000
**D	FCP JPA	0	10.000	10.000
**D	FCPE OFFENSIF AIR LIQUIDE EXPANS	0	15.471	15.471
**D	FCPE CONVERGENCE ACTIONS EUROPE	0	300.000	300.000
**D	LES BRUYERES	0	5.000	5.000
**D	FCPE GROUPE SAMSE	0	22.000	22.000
**D	FCP PYRENEES GLOBAL	0	11.736	11.736
**D	SICAV METISS	0	16.000	16.000
**D	FCP BEL VAL	0	300.000	300.000
**D	FCPE ACCOR DIVERSIFIE	0	5.418	5.418
**D	FCP DAY SOLVAY	0	26.000	26.000
**D	FCP JCD FIVE	0	22.000	22.000
**D	FCPE COFACE	0	15.000	15.000
**D	FCPE LAGARDERE PUBLICITE AUDIO	0	1.013	1.013
**D	FCP CAGNI	0	26.000	26.000
**D	OTIS EP DIVERSIFIE	0	26.498	26.498
**D	FCP ES GESTION EQUILIBRE	0	397.873	397.873
**D	FCP ES DYNAMIQUE	0	281.044	281.044

EM

384

LISTA ESITO DELLE VOTAZIONI
 Oggetto: Destinazione dell'utile di esercizio

FAVOREVOLI

Badge	Ragione Sociale	Proprio	Delega	Totale
**D	FCP ES TEMPERE	0	30.000	30.000
**D	FCP UNI 1	0	81.258	81.258
**D	FCP JET SERVICES	0	11.000	11.000
**D	1504 FCP THALES AVIONICS	0	10.199	10.199
**D	STAUBLI 80 20 CREDIT MUTUEL FCPE	0	10.000	10.000
**D	STAUBLI 50 50 CREDIT MUTUEL FCPE	0	15.000	15.000
**D	FCP SCHUCO	0	3.760	3.760
**D	FCP PIPE LINE SUD EUROPEEN	0	4.214	4.214
**D	FCP MGE DYNAMIQUE EURO	0	93.000	93.000
**D	LEXMARK DYNAMIQUE	0	6.815	6.815
**D	FCP HENKEL DIVERSIFIE N 1	0	7.300	7.300
**D	FCP GROUPE ROCHE	0	100.000	100.000
**D	FCP GROUPE FORD FRANCE	0	6.245	6.245
**D	1515 FCP GERARD FERRIER	0	7.251	7.251
**D	1448 FCP GE FACTORANCE	0	11.431	11.431
**D	FRESSCALE DIVERSIFIE	0	23.194	23.194
**D	1584 FCP FERTILSODESO	0	17.145	17.145
**D	FCP EUROP ASSISTANCE DIVERSIFIE	0	3.429	3.429
**D	FCP DEGUSSA MIXTE	0	3.000	3.000
**D	FCP DEGUSSA DYNAMIQUE	0	7.000	7.000
**D	FCP CRYOSTAR FRANCE	0	1.654	1.654
**D	1495 FCP CONTINENTAL	0	8.000	8.000
**D	FCP CH RIVER LABORATOIRES FRANCE	0	7.532	7.532
**D	FCP CAPSUGEL	0	13.441	13.441
**D	FCP PROVENCE DIVERSIFIE	0	1.108	1.108
**D	FCP C ET A	0	4.000	4.000
**D	1262 FCP BEHR FRANCE	0	239	239
**D	1327 FCP BQUE SCALBERT DUPONT	0	25.000	25.000
**D	BALL PACKAGING EUROPE	0	2.554	2.554
**D	ARPEGE PREVOYANCE	0	10.000	10.000
**D	FCPE AREVA ACTIONS	0	135.095	135.095
**D	FCP AMORA MAILLE DIVERSIFIE	0	5.000	5.000
**D	ACM ACTIONS PLUS	0	13.657	13.657
**D	ACM ACTIONS	0	17.542	17.542
**D	KUTXABANK GESTION SGIIC S.A.	0	3.572.117	3.572.117
**D	CAIXABANK ASSET MANAGEMENT, SGI IC, S.A.	0	11.069.288	11.069.288
**D	VIDACAIXA, S.A.	0	6.296.349	6.296.349
**D	2054 APG DME BLACKR	0	143.828	143.828
**D	CMAF GLOBAL GROWTH FUND BNMYTCIL	0	68.425	68.425
**D	CMAF GLOBAL BALANCED FUND BNMYTCIL	0	44.340	44.340
**D	EQUATOR ICAV GUILD HOUSE	0	77.285	77.285
**D	CMAF UK GROWTH FUND BNMYTCIL	0	159.675	159.675
**D	CMAF UK BALANCED FUND BNMYTCIL	0	233.945	233.945

GA

385

LISTA ESITO DELLE VOTAZIONE

Oggetto: Destinazione dell'utile di esercizio

FAVOREVOLI

Badge	Ragione Sociale	Proprio	Delega	Totale
**D	THE ROYAL BANK OF SCOTLAND PLC AS TRUSTEE OF THE BLACKROCK BALANCED PORTFOLIO FND	0	650.000	650.000
**D	BARNARD COLLEGE	0	8.285	8.285
**D	GENTLENESS INT STRG	0	85.677	85.677
**D	THE BANK OF NEW YORK MELLON EMPLOYEE BENEFIT COLLECTIVE INVESTMENT FUND PLAN	0	6.212.840	6.212.840
**D	PANAGORA RISK PARITY MULTI ASSET MASTER FUND LTD	0	46.369	46.369
**D	NONUS EQUITY MGRS PORTE 4 LAZARD	0	695.501	695.501
**D	RAILWAYS PENSION TRUSTEE COMPANY LIMITED	0	1.952.261	1.952.261
**D	SHELL CANADA 2007 PENSION PLAN	0	81.182	81.182
**D	SHELL CANADA 2007 PENSION PLAN 400	0	73.939	73.939
**D	FOREST PRESERVE DISTRICT EMPLOYEES ANNUITY AND BENEFIT FUND	0	83.795	83.795
**D	VOLUNTARY EMPLOYEES BENEFICIARY ASSOCIATION SOUTHERN CALIFORNIA EDISON COMPANY	0	24.960	24.960
**D	VOLUNTARY EMPLOYEES BENEFICIARY ASSOCIATION SOUTHERN CALIFORNIA EDISON COMPANY	0	20.321	20.321
**D	VOLUNTARY EMPLOYEES BENEFICIARY ASSOCIATION SOUTHERN CALIFORNIA EDISON COMPANY	0	5.831	5.831
**D	B4306 FRB M LUND REV TR	0	5.444	5.444
**D	B4305 FRB S LUND RES TR FBO B LUND	0	1.157	1.157
**D	BNYWD BFM BLK SYSTEM CONT EUR FUND	0	37.557	37.557
**D	THE MANUFACTURERS LIFE INSURANCE COMPANY	0	262.934	262.934
**D	NKB 10520 GLOBALE AKTIER SRI	0	2.528.745	2.528.745
**D	2049 APG DME ARROWST	0	353.795	353.795
**D	2048 APG DME LACM GL	0	9.051.443	9.051.443
**D	1256 APG DME ENERGY	0	15.417.821	15.417.821
**D	1253 APG DME CORE EU	0	8.909.322	8.909.322
**D	1135 APG DME STCK SEL	0	159.702	159.702
**D	CONGREGATION OF THE SISTERS OF CHARITY OF THE INCARNATE WORD	0	41.449	41.449
**D	PSBF LAZARD EQUITIES	0	456.095	456.095
**D	USMLA GLOBAL EQUITY	0	25.511	25.511
**D	MIRF ARROWSTREET FOREIGNL	0	403.418	403.418
**D	MIRF ALLIANCE BERNSTEIN F	0	265.600	265.600
**D	OSP LIQUID FUND, LP	0	71.795	71.795
**D	OHSU FOUNDATION ENDOWMENT FUND LP	0	28.306	28.306
**D	PRU JENNN EQUITY INC PDTL	0	3.351.631	3.351.631
**D	THIRTY PERCY FOUNDATION	0	11.500	11.500
**D	MARANIC II LLC	0	15.229	15.229
**D	SYCAMORE INVESTMENT CO LP	0	29.271	29.271
**D	CERVURITE INTERNATIONAL LLC	0	199.601	199.601
**D	LEXINGTON INT, LLC	0	73.519	73.519
**D	JASPER RIDGE DIVERSIFIED TAX EXEMPT LP	0	158.932	158.932
**D	OHIM STRATEGIC PARTNERS LP	0	241.617	241.617
**D	PHILANTHOPAR INVESTMENTS LP	0	32.167	32.167
**D	WINDFALL INVESTMENTS, L.P.	0	34.616	34.616
**D	TERREBONNE INVESTMENTS, L.P.	0	230.868	230.868
**D	WELLS FARGO BANK N.A.	0	47.939	47.939
**D	WF WELLS FARGO BANK NA	0	67.696	67.696

386

LISTA ESITO DELLE VOTAZIONE

Oggetto: Destinazione dell'utile di esercizio

FAVOREVOLI

Badge	Ragione Sociale	Proprio	Delega	Totale
**D	CENTRAL PENSION FUND OF THE INT UNION OF OPERATING ENGINEERS AND PARTICIPATING EMPLOYERS	0	527.002	527.002
**D	MANULIFE MULTIFACTOR DEVELOPED INTERNATIONAL INDEX	0	20.082	20.082
**D	CANDENCE GLOBAL EQUITY FUND LP	0	772	772
**D	IQ 500 INTERNATIONAL ETF	0	245.435	245.435
**D	SUBSIDIZED SCHOOLS PROVIDENT FUND	0	40.079	40.079
**D	INTL EQUITY FUND MONDRIAN	0	2.759.856	2.759.856
**D	THE HOUSON TRUST	0	102.096	102.096
**D	DRMA LTD	0	45.730	45.730
**D	BNY MELLON FND MNGT CAYMAN LTD AS TRUSTEE OF FRONTIER GATE GLOBAL EQUITY FND	0	129.251	129.251
**D	DEUTSCHE ASSET MANAGEMENT INVESTMENT GMBH ON BEHALF OF DEUTSCHE DCG EQ	0	84.521	84.521
**D	FIRST INITIATIVES INSURANCE LIMITED	0	28.291	28.291
**D	CATHOLIC HEALTH INITIATIVES MASTER TRUST	0	121.497	121.497
**D	CHI OPERATING INVESTMENT PROGRAM L.P.	0	218.186	218.186
**D	ALAS INV SERVICESMONDRIAN INV	0	148.352	148.352
**D	XTRACKERS MSCI KOKUSAI EQUITY ETF	0	8.111	8.111
**D	BNY MELLON INTERNATIONAL EQUITY ETF	0	15.680	15.680
**D	CITY RETIREMENT SAVINGS PLAN	0	232.679	232.679
**D	BOK TRANSCO ENERGY EMP WEL BEN TR	0	10.150	10.150
**D	BNYMTCIL CGF WDEQ LA	0	20.576	20.576
**D	DFNF LAZARD ASSET MGMT	0	71.020	71.020
**D	MSAR SCHRODER	0	77.011	77.011
**D	AUTORIDADE MONETARIA DE MACAU	0	217.688	217.688
**D	THE STELLAR FUND	0	91.518	91.518
**D	THE BOSTON COMPANY INC POOLED EMPLOYEE INTERNATIONAL EQUITY FUND	0	166.827	166.827
**D	ADVANCED SERIES ASTERUDENTIAL FLEXIBLE MULTI STRATEGY PORTFOLIO	0	36.130	36.130
**D	AST QMA INTL CORE EQUITY PORT PDMP	0	905.431	905.431
**D	UNEMPLOYMENT PENSION FUND	0	65.300	65.300
**D	GREAT WEST INTERNATIONAL GROWTH FUND	0	1.018.500	1.018.500
**D	THE COMMONWEALTH FUND	0	60.043	60.043
**D	GREAT WEST CORE STRATEGIES INTERNATIONAL EQUITY FUND	0	61.900	61.900
**D	GREAT WEST CORE STRATEGIES INTERNATIONAL EQUITY FUND	0	28.454	28.454
**D	KAPITALFORENINGEN MP INVEST BASIS 3 NYKREDIT PORTEFOELJE ADMINISTRATION A/S	0	197.088	197.088
**D	DT INTERNATIONAL STOCK INDEX FUND	0	366.298	366.298
**D	NATWEST TDS DEP BNYM RM GLO EQ FUND	0	164.839	164.839
**D	55041 KUP GLOBALE AKTIER IV	0	16.346	16.346
**D	ARCONIC CORP PENSION PLANS MASTER TRUST	0	114.637	114.637
**D	NON US EQUITY MGRS PORT 4 LSV	0	530.100	530.100
**D	THE NATURE CONSERVANCY WORLDWIDE OFFICE	0	41.645	41.645
**D	GS TACS MARKET CONTINUOUS INTERNATIONAL	0	206.195	206.195
**D	NONUS EQ MANAGERS PORT 3ACADIANAN	0	1.353	1.353
**D	LSV NONUS EQUITY LLCIC	0	179.300	179.300
**D	SUBSIDIZED SCHOOLS F FUND NORTHERN	0	83.275	83.275
**D	THE HARTFORD RETIREMENT PLAN TRUST FOR US EMPLOYEES	0	137.978	137.978

EM

387

LISTA ESITO DELLE VOTAZIONE

Oggetto: Destinazione dell'utile di esercizio

FAVOREVOLI

Badge	Ragione Sociale	Proprio	Delega	Totale
**D	WILLIS TOWERS WATSON GROUP TRUST	0	8.475	8.475
**D	WILLIS TOWERS WATSON GROUP TRUST	0	453.268	453.268
**D	ARCONIC RETIREMENT PLANS MASTER TRUST	0	51.184	51.184
**D	INTL BESS LP	0	46.566	46.566
**D	56038 IP LOW RISK EQUITIES I	0	1.839.474	1.839.474
**D	INVESTIN PRO F.M.B.A.	0	3.353.671	3.353.671
**D	56037 IP LOW RISK EQUITIES II	0	1.873.992	1.873.992
**D	INVERSCO PERPETUAL GLOBAL BALANCED INDEX FUND	0	25.409	25.409
**D	INVERSCO PERPETUAL GLOBAL EX UK CORE EQUITY INDEX FUND	0	100.217	100.217
**D	INVERSCO PERPETUAL GLOBAL EX UK CORE EQUITY INDEX FUND	0	154.013	154.013
**D	INTERNATIONAL EQUITY FUND	0	31.351	31.351
**D	KAPITALFORENINGEN EMD INVEST, GLOBALE AK TIER/II	0	78.631	78.631
**D	KAPITALFORENINGEN EMD INVEST, GLOBALE AK TIER/III	0	800.170	800.170
**D	55002 UF EUROPAISKE AKTIER	0	220.000	220.000
**D	OS INTERNATIONAL EQUITY FUND	0	47.853	47.853
**D	DEP QF SSGA NONUS EQUITY B2	0	45.828	45.828
**D	DEP QF SSGA NONUS EQUITY B1	0	44.774	44.774
**D	DEP QF SSGA NONUS EQUITY R2	0	36.187	36.187
**D	DEP QF SSGA NONUS EQUITY H1	0	2.022.310	2.022.310
**D	THE CONSOLIDATED EDISON PENSION PLAN MASTER TRUST	0	314.529	314.529
**D	MULT BOS WITH SAME RESIDENCY	0	182.032	182.032
**D	SARASIN AND PARTNERS LLP	0	455.901	455.901
**D	SIM OMNIBUS SARASIN INVEST MGMT	0	4.947.567	4.947.567
**D	SP LLP UK CHARITIES CLIENTS AC	0	5.459	5.459
**D	FFI STRATEGIES PORTFOLIO	0	421.183	421.183
**D	STICHTING BEDRIJFSTAKPENSIOENFONDS	0	50.772	50.772
**D	STICHTING SPOORNEGPIENSIOENFONDS	0	279.643	279.643
**D	THE FALKLAND ISLANDS GOVERNMENT FALKLAND ISLANDS GOVERNMENT GROWTH FUND	0	205.222	205.222
**D	THE FALKLAND ISLANDS GOVERNMENT	0	20.357	20.357
**D	BNYMTCIL LAZARD GLB STRIGC EQTY FD	0	274.100	274.100
**D	BNYMTCIL LIMITED AS TRUSTEE OF CF CATALYST TRUST	0	67.140	67.140
**D	PENENNIS FUND	0	7.545	7.545
**D	VY FRANKLIN INCOME PORTFOLIO	0	18.396	18.396
**D	ALAMOSA LLC	0	21.852	21.852
**D	RED DIAMOND INTERNATIONAL EQUITY LP	0	1.969	1.969
**D	RIVER PARTNERS GLOBAL EQUITY, LLC	0	89.342	89.342
**D	GENERAL MILLS GROUP TRUST	0	0	0
**D	CENTRAL PENSION FUND OF THE INTERNATIONAL UNION OF OPERATING ENGINEERS AND PARTICIPATING EMPLOYERS	0	3.618	3.618
**D	VOYA GLOBAL HIGH DIVIDEND LOW VOLATILITY FUND	0	246.200	246.200
**D	FIRSTENERGY SYSTEM MASTER RETIREMENT TRUST	0	252.840	252.840
**D	LEGAL AND GENERAL UCITS ETF PLC	0	5.129	5.129
**D	BNYMTCIL WINTON GLOBAL EQUITY FD TR	0	17.481	17.481
**D	GEORGIA TECH FOUNDATION	0	0	0

GA

380

LISTA ESITO DELLE VOTAZIONI

Oggetto: Destinazione dell'utile di esercizio

FAVOREVOLI

Badge	Ragione Sociale	Proprio	Delega	Totale
**D	VANGUARD EUROPEAN STOCK INDEX FUND	0	13.750.659	13.750.659
**D	VANGUARD FTSE ALL-WORLD EX US INDEX FUND	0	14.223.632	14.223.632
**D	BMO DTC EQ COM VALUE LAZARD	0	289.421	289.421
**D	BMO FBO DTC INTL EQ COL VAL LAZARD	0	10.906	10.906
**D	THE ZEDRA FIDUCIARY INVESTMENT FUND LTD	0	133.211	133.211
**D	OSSIAM IRL ICAV	0	148.749	148.749
**D	PCHF LSV ASSET MGMT	0	38.800	38.800
**D	CADENCE GLOBAL EQUITY FUND LP	0	3.332	3.332
**D	BNY MELLON GLOBAL INFRASTRUCTURE INCOME FUND	0	129.978	129.978
**D	R.K. MELLON INTERNATIONAL FUND.	0	169.168	169.168
**D	RICHARD KING MELLON FDN	0	303.297	303.297
**D	CDW 73 IRR FARA GL	0	4.076	4.076
**D	1975 IRREV TRUST OF C D WEYERHAEUSER	0	8.805	8.805
**D	WBW TRUST NUMBER ONE	0	995	995
**D	STEWARDSHIP FOUNDATION	0	3.655	3.655
**D	SEQUOIA FOUNDATION	0	279	279
**D	FOREST FOUNDATION	0	1.052	1.052
**D	DYNAMIC EQUITY GLOBAL EQUITY MANAGERS PORTFOLIOS SERIES	0	195.037	195.037
**D	SAN DIEGO COUNTY EMPLOYEES RETIREMENT ASSOCIATION	0	298.778	298.778
**D	CF DV INTERNATIONAL STOCK INDEX FUND	0	335.870	335.870
**D	BNY MELLON FOUNDATION BY CHARLES WARD SEABURY AND LOUISE LOVETT SEABURY	0	4.718	4.718
**D	LLOYD'S REGISTER FOUNDATION	0	485.729	485.729
**D	UPMC BMO FCP	0	97.645	97.645
**D	THE PRUDENTIAL SERIES FUND NATURAL RESOURCES PORTFOLIO	0	396.125	396.125
**D	1895 FONDS FGR	0	908.142	908.142
**D	PACIFIC FUNDS DIVERSIFIED INCOME	0	1.967	1.967
**D	PHILADELPHIA GAS WORKS PENSION PLAN	0	14.175	14.175
**D	ROBECO PORTFOLIO TRUST ROBECO BOSTON PARTNERS INTERNATIONAL EQUITY FUND	0	35.483	35.483
**D	FIRST STATE INVESTMENTS ICVC FIRST STATE DIVERSIFIED GROWTH FUND	0	2.332	2.332
**D	IVY PROSHARES MSCI ACWI INDEX FUND	0	19.284	19.284
**D	BCT POOLED INVESTMENT FUND SERIES SMARTEUROPEAN EQUITY FUND	0	59.108	59.108
**D	BCT POOLED INVESTMENT FUND SERIES DYNAMIC EUROPEAN EQUITY FUND	0	325.542	325.542
**D	THE UNIVERSITY COURT OF THE UNIVERSITY OF GLASGOW	0	48.885	48.885
**D	UNIVERSITY OF WISCONSIN FOUNDATION	0	153.785	153.785
**D	AUTO CLUB GROUP	0	48.310	48.310
**D	STICHTING DEPOSITARY APG DEVELOPED MARKETS EQUITY POOL	0	6.011.478	6.011.478
**D	SAN FRANCISCO CITY AND COUNTY EMPLOYEES RETIREMENT SYSTEM	0	1.032.101	1.032.101
**D	RPL BERNSTEIN NON EQ	0	8.150	8.150
**D	ACADIAN INTERNATIONAL ALL-CAP FUND	0	66.815	66.815
**D	OCIC OICL OCICL PZENA	0	604.475	604.475
**D	RWSF CIT EAFE	0	1.251.257	1.251.257
**D	RWSF CIT ACWIEUX	0	997.584	997.584
**D	RWSF CIT ACWI	0	1.601.237	1.601.237

3.834

Azionisti in delega.

64

389

LISTA ESITO DELLE VOTAZIONE

Oggetto: Destinazione dell'utile di esercizio

FAVOREVOLI

Badge	Regione Sociale	Proprio	Delega	Totale
**D	FIDELITY SALEM STREET TRUST FIDELITY SAI INTERNATIONAL INDEX FUND	0	3.217.074	3.217.074
**D	TEXAS UTILITIES QUAL NDT PARTNERSHIP	0	11.941	11.941
**D	RCB AVOIRS OPCVM	0	309.313	309.313
**D	ZVK DEAM SPK	0	220.000	220.000
**D	GLOBAL ATLANTIC GOLDMAN SACHS GLOBAL EQUITY INSIGHTS PORTFOLIO	0	2.651	2.651
**D	GLOBAL ATLANTIC BLACKROCK DISCIPLINED INTERNATIONAL CORE PORTFOLIO	0	28.815	28.815
**D	VERSUS CAPITAL REAL ASSETS FUND LLC	0	423.200	423.200
**D	THE BOSTON COMPANY ASSET MANAGEMENT	0	122.654	122.654
**D	THE SULPANATE OF OMAN MINISTRY OF DEFENCE PENSION FUND	0	293.615	293.615
**D	INVESCO MARKETS II PLC	0	55.584	55.584
**D	MAN GLG EUROPEAN ALPHA INCOME FUND	0	55.000	55.000
**D	WF FAINT STATE STREET GLOBAL SERV	0	147.787	147.787
**D	WF MFS LTD EAFE GLOBAL	0	57.281	57.281
**D	ENYMD AMITY EUROPEAN FUND	0	330.000	330.000
**D	C9W CITW FD PARAMETRIC	0	15.826	15.826
**D	MOTHER CABRINI HEALTH FOUNDATION, INC.	0	258.963	258.963
**D	GEORGETOWN UNIVERSITY	0	158.370	158.370
**D	UTIMCO SP II LLC	0	19.467	19.467
**D	BBVAGESTEXTPENSIONS	0	198.106	198.106
**D	STATE OF WISCONSIN INVESTMENT BOARD	0	42.886	42.886
**D	MONDRIAN EMERGING MARKETS EQUITY TREASURER OF THE STATE OF NORTH CAROLINA EQUITY INVESTMENT FUND POOLED TRUST	0	0	6.208.999
**D	6.208.999	0	0	6.208.999
**D	BLACKROCK ACWI USIMI	0	2.593.937	2.593.937
**D	BLACKROCK GLOBAL FUNDS	0	22.839.804	22.839.804
**D	VIRTUS DUFF AND PHELPS GLOBAL INFRASTRUCTURE FUND	0	156.915	156.915
**D	ALICNY BLACKROCK GBL EQUITY	0	39.261	39.261
**D	IOWA PUBLIC EMPLOYEES RETIREMENT SYSTEM	0	1.767.116	1.767.116
**D	IOWA PUBLIC EMPLOYEES RETIREMENT SYSTEM	0	289.289	289.289
**D	NTMA ISIF IJIM EUROPEAN EQUITY	0	277.243	277.243
**D	WF AND CO CASH PLN EVERGN INV 1	0	151.371	151.371
**D	WF AND CO CASH PLN MONDN INV PT	0	844.916	844.916
**D	MAN FUNDS PLC	0	168.500	168.500
**D	THE EUROPEAN CENTRAL BANK	0	419.063	419.063
**D	FS SP INTL DEVEL MOMENTUM PORT	0	7.398	7.398
**D	PUBLIC SERVICE ENTERPRISE GROUP INC MASTER DEFINED BENEFIT RETIREMENT TRUST	0	1.442.464	1.442.464
**D	AL TRUST H3 FONDS SPK	0	426.363	426.363
**D	AL TRUST FONDS SP 7 SPK	0	828.674	828.674
**D	ATTIVO CAPITAL	0	43.920	43.920
**D	ADVANCED SERIES TRUST - AST FI PYRAMIS QUANTITATIVE PORTFOLIO	0	234.462	234.462
**D	SLI SICAV GBL FOCUSED STRATEGIES FD	0	124.267	124.267
**D	SLI GBL SICAV CON EU EQ IN FD	0	69.230	69.230
**D	SLI GLOBAL ABSOLUTE RET STRATEGIES	0	2.408.043	2.408.043
**D	SLI GLOBAL EQUITIES FUND	0	218.872	218.872

390

EH

3.834

Azionisti in delega:

LISTA ESITO DELLE VOTAZIONE
 Oggetto: Destinazione dell'utile di esercizio

RAVOREVOLI

Badge	Ragione Sociale	Proprio	Delega	Totale
**D	SLI EUROPEAN EQUITIES FUND	0	154.989	154.989
**D	SLI EUROPEAN EQUITY UNCONSTRAINED	0	128.847	128.847
**D	ONFF WILLIAM BLAIR NONUS	0	61.516	61.516
**D	DIOCESE OF VENICE PENSION PLAN AND TRUST	0	10.804	10.804
**D	UFJF MCM MSCI WORLD FD	0	98.621	98.621
**D	BP INC. MASTER TRUST	0	342.854	342.854
**D	FIRE AND POLICE PENSION ASSOCIATION OF COLORADO	0	139.876	139.876
**D	RHODE ISLAND EMPLOYEES RETIREMENT SYSTEMS POOLED TRUST	0	260.547	260.547
**D	CE8F WILLIAM BLAIR IACG	0	391.928	391.928
**D	CE8F LEIA ATIVO IE	0	28.640	28.640
**D	CE8F LAZARD ILCE	0	1.293.907	1.293.907
**D	PUBLIC EMPLOYEE RETIREMENT SYSTEM OF IDAHO	0	1.430.098	1.430.098
**D	PUBLIC EMPLOYEE RETIREMENT SYSTEM OF IDAHO	0	959.910	959.910
**D	PUBLIC EMPLOYEE RETIREMENT SYSTEM OF IDAHO	0	440.739	440.739
**D	PITTSBURGH THEOLOGICAL SEMINARY OF THE PRESBYTERIAN CHURCH	0	14.326	14.326
**D	RAYTHEON MASTER PENSION TRUST	0	368.949	368.949
**D	RAYTHEON MASTER PENSION TRUST	0	509.300	509.300
**D	RAYTHEON MASTER PENSION TRUST	0	335.646	335.646
**D	CZ AANDELEN \$SGA	0	81.472	81.472
**D	PGVF SSCA	0	8.102	8.102
**D	PG8F PG E QUALIFIED PANAGORA EAFE	0	232.085	232.085
**D	PDEF NUVEEN	0	284.823	284.823
**D	DWS INVESTMENT GMBH ON BEHALF OF DEAM FONDS ZDV	0	151.500	151.500
**D	CENTRAL STATES SE AND SW H AND W FUNDS	0	266.400	266.400
**D	CE8F STRATEGIC GBL EAFE	0	45.120	45.120
**D	BNYMCIL MAN NUMERIC GLOBAL EQ TR	0	3.500	3.500
**D	HIGF HGLD PBINF WLGTN CF	0	9.314	9.314
**D	HG8F HGLD PBINF WLGTN	0	18.869	18.869
**D	CITY OF NEW YORK DEFERRED COMPENSATION PLAN	0	1.839.357	1.839.357
**D	MO3F MARATHON WELLINGTN	0	44.657	44.657
**D	VANGUARD INTL HIGH DIV YUD INDEX FD	0	1.429.076	1.429.076
**D	NSNF PARA EAFE PI 2	0	43.914	43.914
**D	NSNF PARA EAFE PI 1	0	39.937	39.937
**D	NSNF PARA EAFE MONTI	0	49.788	49.788
**D	MINISTER FOR FINANCE AND IRELAND STRATEGIC INVESTMENT FUND ISIF	0	11.070	11.070
**D	INVECO FUNDS	0	15.304.065	15.304.065
**D	STICHTING BEWAARDER ACHEMA BELEGINGSPOOLS AIM ANW E7AFZ026002	0	1.401.413	1.401.413
**D	ALASKA PERMANENT FUND CORPORATION	0	2.797.490	2.797.490
**D	PUBLIC SCHOOL TEACHERS' PENSIONAND RETIREMENT FUND OF CHICAGO	0	8.070	8.070
**D	DUKE ENERGY QUALIFIED NUCLEAR DECOMMISSIONING	0	308.687	308.687
**D	VOYA INTERNATIONAL CORE FUND	0	260.065	260.065
**D	AUTO CLUB INSURANCE ASSOCIATION	0	148.845	148.845
**D	PUBLIC EMPLOYEES RETIREMENT ASSOCIATION OF NEW MEXICO	0	319.620	319.620

391

98

LISTA ESITO DELLE VOTAZIONE
 Oggetto: Destinazione dell'utile di esercizio

FAVOREVOLI

Badge	Ragione Sociale	Proprio	Delega	Totale
**D	STANLEY LSV STANLEY BLACK AND DECKER INC PENSION MASTER TRUST	0	115.700	115.700
**D	SCHOOL EMPLOYEES RETIREMENT SYSTEM OF OHIO	0	366.502	366.502
**D	SCHOOL EMPLOYEES RETIREMENT SYSTEM OF OHIO	0	379.700	379.700
**D	PUBLIC EMPLOYEES RETIREMENT SYSTEM OF MISSISSIPPI	0	806.963	806.963
**D	PUBLIC EMPLOYEES RETIREMENT SYSTEM OF MISSISSIPPI	0	106.187	106.187
**D	KENTUCKY RETIREMENT SYSTEMS INSURANCE TRUST FUND	0	482.353	482.353
**D	KENTUCKY RETIREMENT SYSTEMS INSURANCE TRUST FUND	0	321.100	321.100
**D	KENTUCKY RETIREMENT SYSTEMS INSURANCE TRUST FUND	0	259.717	259.717
**D	KENTUCKY RETIREMENT SYSTEMS	0	1.095.982	1.095.982
**D	KENTUCKY RETIREMENT SYSTEMS	0	759.700	759.700
**D	KENTUCKY RETIREMENT SYSTEMS	0	473.908	473.908
**D	INDIANA PUBLIC RETIREMENT SYSTEM	0	743.303	743.303
**D	INDIANA PUBLIC RETIREMENT SYSTEM	0	164.861	164.861
**D	INDIANA PUBLIC RETIREMENT SYSTEM	0	116.042	116.042
**D	GENERAL MILLS INVESTMENT TRUST	0	92.945	92.945
**D	SDG AND E QUALIFIED NUCLEAR DECOMMISSIONING TRUST PARTNERSHIP	0	308.133	308.133
**D	VOYA MUTLI MANAGER INTERNATIONAL FACTORS FUND	0	53.564	53.564
**D	VERIZON MASTER SAVINGS TRUST	0	166.193	166.193
**D	VEBA PARTNERSHIP N L P	0	407.128	407.128
**D	VEBA PARTNERSHIP N L P	0	30.514	30.514
**D	BELL ATLANTIC MASTER TRUST	0	678.480	678.480
**D	BELL ATLANTIC MASTER TRUST	0	628.590	628.590
**D	BELL ATLANTIC MASTER TRUST	0	224.550	224.550
**D	BELL ATLANTIC MASTER TRUST	0	19.421	19.421
**D	UNITED STATES ARMY NONAPPROPRIATED FUND EMPLOYEE RETIREMENT PLAN TRUST	0	908.825	908.825
**D	EMPLOYEES' RETIREMENT SYSTEM OF THE STATE OF HAWAII	0	77.033	77.033
**D	SOUTH DAKOTA RETIREMENT SYSTEM	0	5.316.665	5.316.665
**D	STATE OF SOUTH DAKOTA	0	41.701	41.701
**D	PENSION RESERVES INVESTMENT TRUST FUND	0	1.128.831	1.128.831
**D	METROPOLITAN WATER RECLAMATION DISTRICT RETIREMENT FUND	0	261.611	261.611
**D	ACADIAN ALL COUNTRY WORLD EX US FUND	0	1.362.371	1.362.371
**D	METROPOLITAN EMPLOYEE BENEFIT SYSTEM	0	1.580.141	1.580.141
**D	FLORIDA RETIREMENT SYSTEM	0	134.579	134.579
**D	BLACKROCK WORLD EX FLORIDA RET SYS	0	59.338	59.338
**D	FLORIDA RETIREMENT SYSTEM	0	420.371	420.371
**D	PENN SERIES DEV INTL INDEX FUND	0	688.000	688.000
**D	FLORIDA RETIREMENT SYSTEM	0	316.516	316.516
**D	EMPLOYEES RETIREMENT SYSTEM OF TEXAS	0	5.574.342	5.574.342
**D	BLK COMTS INC INV TST INV PF BNYMTD	0	10.560.045	10.560.045
**D	BNYMTD BLK CONT EUR EQ TRCK FD INV	0	93.547	93.547
**D	BNYMTD BLK CONTINENTAL EURO INC	0	40.301	40.301
**D	UPMC BMO PENSION	0	1.999.912	1.999.912
**D	UTC EDHEC BLACKROCK UNITED TECHNOLOGIES CORPORATION MASTER RETIREMENT	0	74.536	74.536
**D	TEA BLACKROCK INC INTL	0		
**D	NV RBIF ALLNCEBRNSTN INTL EQ	0		

BA

3R

LISTA ESITO DELLE VOTAZIONE
 Oggetto: Destinazione dell'utile di esercizio

FAVOREVOLI

Badge	Ragione Sociale	Proprio	Delega	Totale
**D	NV PERS SSGA EAFE INDEX PUBLIC EMPLOYEES RETIREMENT SYSTEM OF NEVADA	0	2.546.628	2.546.628
**D	NV PERS MELLON CAPITAL INDEX	0	2.389.210	2.389.210
**D	LOUISIANA STATE ERS TERROR FREE INT	0	1.354	1.354
**D	LOUISIANA STATE ERS MONDRIAN LG CAP	0	13.615	13.615
**D	LOUISIANA STATE ERS MSCI EXUS INDEX	0	10.201	10.201
**D	LOUISIANA STATE ERS MSCI EXUS INDEX	0	539.823	539.823
**D	IVY APOLLO MLT ASSET INC GEI IVY	0	617.700	617.700
**D	ENSIGN PEAK CP LSV INTL LARGE	0	2.567.000	2.567.000
**D	ENSIGN PEAK EAFE LSV ASSET	0	5.484	5.484
**D	PRINCIPAL GLOBAL INVESTORS FUNDS	0	81.476	81.476
**D	UPMC BMO	0	1.476.092	1.476.092
**D	AST INTL VAL LAZARD PD42	0	680.500	680.500
**D	AST ADVANCED STRAT LSV PD15	0	624.400	624.400
**D	AST INTL VALUE LSV PD41	0	346.917	346.917
**D	BELL AQUIL LIFGLO3000 FVEN WHT INDEF	0	167.993	167.993
**D	POOL RE L AND G MSCI EQ	0	81.706	81.706
**D	POOL RE JPM REI EQUITY	0	16.015	16.015
**D	AST GS MULTI ASSET FORT LIQ PDHB	0	184.247	184.247
**D	STATE BOARD OF ADMINISTRATION OF FLORIDA	0	2.277.699	2.277.699
**D	IVY GBLB EQUITY INC	0	342.460	342.460
**D	SRF AQR	0	1.078.445	1.078.445
**D	IVY VIP GLOBAL EQUITY INCOME	0	92.153	92.153
**D	IOWA PUBLIC EMPLOYEES RETIREMENT SYSTEM	0	423.219	423.219
**D	METROPOLITAN LIFE INSURANCE COMPANY	0	18.720	18.720
**D	IMASCO HOLDINGS GRP INC AND PARTICIPATING AFFILIATES RETIREMENT PLAN	0	39.882	39.882
**D	ENERGY INSURANCE MUTUAL LIMITED	0	26.576	26.576
**D	PRUDENTIAL INVESTMENT PORTFOLIO 2 PRUDENTIAL QMA INTL DEVELOPED MKRYS INDEX FUND	0	60.023	60.023
**D	AL TRUST AKTIEN EUROPA SPK	0	484.117	484.117
**D	UPS GROUP TRUST	0	25.682	25.682
**D	TENNESSEE VALLEY AUTHORITY RETIREMENT SYSTEM	0	8.786	8.786
**D	TENNESSEE VALLEY AUTHORITY RETIREMENT SYSTEM	0	181.381	181.381
**D	TENNESSEE VALLEY AUTHORITY RETIREMENT SYSTEM	0	53.819	53.819
**D	SOUTH CAROLINA RETIREMENT SYSTEMS GROUPTRUST	0	1.515.290	1.515.290
**D	THE STATE OF CONNECTICUT ACTINGTHROUGH ITS TREASURER	0	1.021.326	1.021.326
**D	BOARD OF PENSIONS OF THE EVANGELICAL LUTHERAN CHURCH IN AMERICA	0	183.187	183.187
**D	BOARD OF PENSIONS OF THE EVANGELICAL LUTHERAN CHURCH IN AMERICA	0	1.027.866	1.027.866
**D	ARKANSAS PUBLIC EMPLOYEES RETIREMENT SYSTEM	0	136.236	136.236
**D	SANTA BARBARA COUNTY EMPLOYEESRETIREMENT SYSTEM	0	4.079	4.079
**D	BANK OF KOREA	0	595.155	595.155
**D	THE BANK OF KOREA	0	911.020	911.020
**D	FNY MELLON GLOBAL FUNDS PLC	0	32.400	32.400
**D	IWEF LSV ASSET INVESTMENT	0	136.873	136.873
**D	NON US EQUITY MGRS PORT 1 LAZARD	0	664.851	664.851
**D	PFI INTL EQUITY INDEX FUND	0		

Azionisti in delega: 

EM

393

LISTA ESITO DELLE VOTAZIONE

Oggetto: Destinazione dell'utile di esercizio

FAVOREVOLI

Badge	Ragione Sociale	Proprio	Delega	Totale
**D	VIRTUS TOTAL RETURN FUND INC.	0	630.290	630.290
**D	ALLSTATE LIFE INSURANCE COMPANY	0	116.495	116.495
**D	SARATOGA INTERNATIONAL EQUITY PORTFOLIO	0	20.900	20.900
**D	THE AMERICAN UNIVERSITY IN CAIRO	0	7.542	7.542
**D	VOYA BALANCED PORT INTL VALUE	0	39.255	39.255
**D	VOYA INTERNATIONAL INDEX PORTFOLIO	0	1.366.465	1.366.465
**D	VOYA INTERSTRCTR INDUST AND MATRSEFD	0	338.149	338.149
**D	VOYA GLOBAL EQUITY PORTFOLIO	0	97.580	97.580
**D	MINISTERS AND MISSIONS BENEFIT BRD OF AMERICAN BPTST CHURCHES	0	90.716	90.716
**D	FPXF WILLIAM BLAIR CO	0	162.803	162.803
**D	ERYF ATIVO CAPITAL	0	26.690	26.690
**D	CALIFORN ENDOW LAZARD	0	194.080	194.080
**D	VOYA NM INTL EQUITY FUND LAZARD	0	197.837	197.837
**D	RBS INVESTMENT FUNDS ICVC MANAGED INCOME FUND	0	3.112	3.112
**D	VOYA GLOBAL EQUITY FUND	0	35.798	35.798
**D	DEUTSCHE XTRK MSCI EMU HDG EQ ETF	0	38.756	38.756
**D	AXA MPS FINANCIAL DAC	0	1.600.000	1.600.000
**D	GS ACTIVEBETA EUROPE ETF	0	11.269	11.269
**D	PVC DIVERSIFIED INTERNATIONAL AC	0	525.405	525.405
**D	PFI DIVERSIFIED INTERNATIONAL FUND	0	275.388	275.388
**D	BNYMCIL IM QS MV EURO EQ GAI FD	0	14.446.341	14.446.341
**D	CTJ RE STANLIB GLOBAL EQ ARR USD	0	53.000	53.000
**D	CTV RE STANLIB GLOBAL EQUITY FD AB	0	284.229	284.229
**D	BNYTD CF CANLIFE GBLB INFRA FD	0	54.000	54.000
**D	PFI EUROPEAN EQUITY FUND BNYMTCIL	0	100.243	100.243
**D	PFI OVERSEAS FD PMC	0	85.749	85.749
**D	PFI INTERNATIONAL FD I ORIGIN	0	192.000	192.000
**D	BNYMCIL LAZARD EUROPEAN EQUITY FUN	0	3.232.159	3.232.159
**D	INVESCO STRATEGIC DEVELOPED EX-US ETF	0	138.417	138.417
**D	INTERNATIONALE KAPITALANLAGEGESELLSCHAFT MBH	0	228.943	228.943
**D	KAPITALANLAGEGESELLSCHAFT MBH	0	55.248	55.248
**D	MAPFRE MSV LIFE PLC	0	423.304	423.304
**D	VY TEMPLETON FOREIGN EQUITY	0	674.429	674.429
**D	VOYA INTERNATIONAL HIGH DIVIDEND EQUITY INCOME FUND	0	169.730	169.730
**D	VOYA GLOBAL EQUITY DIVIDEND AND PREMIUM OPPORTUNITY FUND	0	18.427	18.427
**D	VOYA GLOBAL ADVANTAGE AND PREMIUM OPPORTUNITY FUND	0	95.496	95.496
**D	VOYA GLOBAL EQUITY DIVIDEND FUND	0	30.998	30.998
**D	INVESCO S AND P EUROPE 350 EQUAL WEIGHT INDEX ETF	0	8.062	8.062
**D	IQ 50 PERCENT HEDGED FTSE EURO ETF	0	1.322	1.322
**D	IQ 50 PERCENT HEDGED FTSE INTL ETF	0	7.784	7.784
**D	ALLSTATE INSURANCE CO BLACKROCK	0	154.495	154.495
**D		0	245.092	245.092

396

EM

LISTA ESITO DELLE VOTAZIONE

Oggetto: Destinazione dell'utile di esercizio

FAVOREVOLI

Badge	Ragione Sociale	Proprio	Delega	Totale
**D	GREATLINK SUPREME ACADIAN	0	13.051	13.051
**D	LUX NYKREDIT GLOBAL EQUITIES	0	563.819	563.819
**D	CEP DEP IP GLOBAL EX UK ENHAN IND	0	31.555	31.555
**D	CEP DEP IP EUROPEAN EQUITY	0	3.018.432	3.018.432
**D	NKB 31004 INV MM INVEST EUROPA AKK	0	655.330	655.330
**D	NYKREDIT INVEST GLOBALE AKTIER SRI	0	477.778	477.778
**D	NYKREDIT INVEST TAKTISK ALLOKERING	0	125.761	125.761
**D	NKB INVEST GLOBALE AKTIER BASIS	0	41.213	41.213
**D	CEP DEP IP EUROPEAN HIGH INCOME	0	34.608	34.608
**D	CEP DEP IP EUROPEAN EQTY INCOME	0	1.667.588	1.667.588
**D	PUBLIC EMPLOYEES RETIREMENT SYSTEM OF MISSISSIPPI	0	1.119.031	1.119.031
**D	POWERSHARES S AND P GLOBAL EX CANADA HIGH DIVIDEND LOW VOLATILITY INDEX ETF	0	13.177	13.177
**D	NATIONAL ELEVATOR INDUSTRY HEALTH BENEFIT PLAN	0	111.100	111.100
**D	DUFF AND PHELPS GLOBAL UTILITY INCOME FUND INC	0	3.013.959	3.013.959
**D	EMPLOYEES RETIREMENT TRUST OF BANK OF MONTREAL HARRIS	0	143.139	143.139
**D	HRCD RPMT HAP RHUMELINE EAFE	0	4.038	4.038
**D	NATWEST DEP SPF EUROPE EQ SSGA	0	139.954	139.954
**D	PS FTSE LO BT EQ WT PORT	0	2.560	2.560
**D	FLORIDA RETIREMENT SYSTEM	0	2.466.383	2.466.383
**D	FLORIDA RETIREMENT SYSTEM	0	3.131.733	3.131.733
**D	HRCD RPMT HAP LAZARD ASSET MGMT	0	36.535	36.535
**D	AOHIT HAI LAZARD ASSET MGT THE ARCHDIOCESE OF HARTFORD INVESTMENT TRUST	0	4.611	4.611
**D	ING PARAPLUFONDS I N.V.	0	45.723	45.723
**D	NN PRINV NN PREMIUM DIVIDEND FUND	0	655.749	655.749
**D	ACADIAN INTERNATIONAL EQUITY FUND LLC	0	348.064	348.064
**D	ACADIAN NON US ALL CAP EQUITY FUND USD HEDGED LLC	0	103.514	103.514
**D	BOX KIC GAEQ1.6	0	368.773	368.773
**D	BOX KIC GRE00	0	1	1
**D	THE GOVERNMENT EMPLOYEES PENSION FUND GEPE	0	100.679	100.679
**D	BOK MCM DM PEO	0	312.557	312.557
**D	GOLDMAN SACHS GMS ERISA GROUP TRUST	0	111.300	111.300
**D	NONUS EQUITY MGRSPORT 1 ACADIANAN	0	42.027	42.027
**D	SPRUCEGROVE NONUS EQUITY LLC1C	0	70.964	70.964
**D	AST PRU GRWTH ALL PTF OMA EAFE PDEF	0	292.154	292.154
**D	ACADIAN ALL COUNTRY WORLD MANAGED VOLATILITY EQUITY FUND LLC	0	68.963	68.963
**D	56053 IP GLOBAL EQUITIES I	0	456.411	456.411
**D	WILM MULTI MGR FD JO HAMBRO	0	238.500	238.500
**D	WILMINGTON MULTI MANAGER INTERNATIONAL FUND	0	101.489	101.489
**D	CEP DEP IP GLOBAL TARGETED RE FUND	0	1.114.712	1.114.712
**D	IVY PZENA INTERNATIONAL VALUE FUND	0	433.574	433.574
**D	PS FTSE RAFI DEVEL MAR EX US PORT	0	784.659	784.659
**D	POWERSHARES GLOBAL FUNDS IRELAND PLC	0	13.840	13.840

EM

3PS

LISTA ESITO DELLE VOTAZIONE

Oggetto: Destinazione dell'utile di esercizio

FAVOREVOLI

Badge	Ragione Sociale	Proprio	Delega	Totale
**D	PS FTSEAFI EU UCITS ETF BN1MTCIL	0	7.877	7.877
**D	AST FI PYRAMIS QUANT AA IE SC PDGJ	0	971.662	971.662
**D	AST FI PYRAMIS QUANT AA GLB EQ PDGH	0	109.843	109.843
**D	PRO JEN GL INFRASTRUCTURE FUND PDLF	0	172.480	172.480
**D	AST JENNISON GLOBAL INFRASTR PDMM	0	65.602	65.602
**D	AST JPM GL THEM PORT 2 INT EME PDNB	0	213.020	213.020
**D	AST BLRKL GLEL STR INT SAE FDDC	0	13.515	13.515
**D	THE PRUDENTIAL SERIES FUND GLOBAL PORTFOLIO	0	280.300	280.300
**D	PSF FLEXIBLE MANAGED PORTF QMA	0	98.012	98.012
**D	PSF CONSERVATIVE BAL PORTF QMA	0	61.737	61.737
**D	PRU SECTOR FDS INC PRU UTILITY PD	0	11.780.717	11.780.717
**D	PRU QMA WRLD FD INC PRU INT EQTY	0	251.466	251.466
**D	PRUDENTIAL INVESTMENT PORTFOLIOS INC PRUDENTIAL BALANCED FUND	0	106.587	106.587
**D	FT NASDAQ SMART GRID INDEX FUND	0	37.631	37.631
**D	FT ISE GLOBAL WIND ENERGY INDEX FND	0	277.120	277.120
**D	BN1MTCIL GLG EUROPEAN EQ ALTER TRAD	0	305.843	305.843
**D	STICHTING BEDRIJFSSTAKPENSIOENFONDS VOOR DEZOEETWARENINDUSTRIE	0	326.173	326.173
**D	GREAT-WEST INTERNATIONAL INDEX FUND	0	582.285	582.285
**D	AST RCM WORLD TRENDS PORT PDBF	0	1.032.953	1.032.953
**D	ADVANCED SERIES TRUST-AST PRUDENTIAL GROWTH ALLOCATION PORTFOLIO	0	836.755	836.755
**D	STATE OF WISCONSIN INVESTMENT BOARD	0	380.758	380.758
**D	STATE OF WISCONSIN INVESTMENT BOARD	0	2.769.424	2.769.424
**D	STATE OF WISCONSIN INVESTMENT BOARD	0	1.831.025	1.831.025
**D	STATE OF WISCONSIN INVESTMENT BOARD	0	400.704	400.704
**D	THE BANK OF KOREA	0	7.299	7.299
**D	THE BANK OF KOREA	0	583.627	583.627
**D	ACADIAN GLOBAL MANAGED VOLATILITY EQUITY FUND LLC	0	26.203	26.203
**D	BOK KIC GEEQ2 0	0	61.260	61.260
**D	THE STATE OF CONNECTICUT	0	89.100	89.100
**D	THE STATE OF CONNECTICUT ACTINGTHROUGH ITS TREASURER	0	894.647	894.647
**D	EMPLOYEES RETIREMENT SYSTEM OF TEXAS	0	41.834	41.834
**D	DEUTSCHE XTRKS MSCI ALL WORLD HDG	0	232.717	232.717
**D	CP3F LAZARD	0	3.449	3.449
**D	CANDLE'S PROVIDENT PENSION FUND	0	111.362	111.362
**D	NKB SI MOMENTUM AKTIER	0	9.669	9.669
**D	NKB SI MOMENTUM AKTIER AKK	0	182.479	182.479
**D	NKB SII DOW JONES SWI	0	278.980	278.980
**D	NKB SII EUROPE VALUE	0	40.678	40.678
**D	IQ CANDRIAM ESG INTERNATIONAL EQUITY ETF	0	65.376	65.376
**D	MARION BRADLEY PARTITION TRUST	0	576.360	576.360
**D	STICHTING BEDRIJFSPENSIOENFONDS	0	13.062	13.062
**D	KAPITALFORENINGEN INVESTIN PRO	0	16.765	16.765
**D	POWERSHARES S AND F INTERNATIONAL DEVELOPED HIGH DIVIDEND LOW VOLATILITY PORTFOLIO	0	16.765	16.765

396

94

LISTA ESITO DELLE VOTAZIONE
 Oggetto: Destinazione dell'utile di esercizio

FAVOREVOLI

Badge	Ragione Sociale	Proprio	Delega	Totale
**D	PNC GBL OMNIBUS CUSTODY	0	11.676	11.676
**D	AZL NFJ INTERNATIONAL VALUE FUND	0	60.616	60.616
**D	SPARTAN INTL INDEX	0	15.689.762	15.689.762
**D	ITPF PANAGORA DYN INTL EQ	0	5.836	5.836
**D	AD2F TSPC LAZARD	0	93.860	93.860
**D	AD1E APP LSV IE	0	99.900	99.900
**D	TXME LAZARD	0	649.257	649.257
**D	STICHTING PENSIOENFONDS VAN DE ABN	0	715.382	715.382
**D	BELLSOUTH CORP REA VEBBA TRUST	0	117.543	117.543
**D	ARCHDIOCESE OF NEW YORK MASTER TRUST	0	102.431	102.431
**D	SHELL PENSION TRUST	0	167.133	167.133
**D	SHELL PENSION TRUST	0	251.251	251.251
**D	MNVT SSGA INTL EQUITY	0	40.251	40.251
**D	LPLF LSV ASSET MGMT	0	199.200	199.200
**D	DREYFUS INDEX FUNDS INC DREYFUS INTERNATIONAL STOCK INDEX FUND	0	325.681	325.681
**D	DREYFUS INTERNATIONAL EQUITY FUND	0	1.179.138	1.179.138
**D	ECBSEG	0	371.490	371.490
**D	WHITE WCFC PZENA	0	83.716	83.716
**D	CITY OF MEMPHIS RETIREMENT SYSTEM	0	78.344	78.344
**D	LOUISIANA SHERIFFS ARROWSTREET	0	119.204	119.204
**D	EMPLOYERS RETIREMENT SYSTEM OF TEXAS	0	1.209.000	1.209.000
**D	LAZARD GLOBAL EQUITY INC FD ONSHORE	0	185.576	185.576
**D	LAZARD EUROPEAN ALPHA FUND	0	312.741	312.741
**D	PZENA INVESTMENT MGT	0	468.363	468.363
**D	PFI SYSTEMATEX INTERNATIONAL FD PGI	0	305.879	305.879
**D	APL RB EQ DEV MIRA	0	95.834	95.834
**D	BLL AQUILA LIFE FTSE RAFI DEVELOPED	0	1.131.329	1.131.329
**D	BLL AQUILA LIFE MSCI WORLD FUND	0	1.619.769	1.619.769
**D	BLL AQUILA LIFE OSEAS EQUITY FUND	0	6.846	6.846
**D	THE OPEC FUND FOR INTERNATIONAL DEVELOPMENT	0	367	367
**D	BR GLOBAL OPP FORT EQUITY SLEEVE	0	408.894	408.894
**D	BLL ASCENT LIFE EUROPEAN	0	125.297	125.297
**D	AST ACADEM STRAT AAVENNISON PD07	0	748.290	748.290
**D	TEACHERS' RETIREMENT SYSTEM OF LOUISIANA	0	129.239	129.239
**D	TEACHERS' RETIREMENT SYSTEM OF LOUISIANA	0	1	1
**D	SEMPRA ENERGY PENSION MASTER TRUST	0	233.197	233.197
**D	SEATTLE CITY EMPLOYEES RETIREMENT SYSTEM	0	78.870	78.870
**D	PS6F STATE STREET INTL EQ	0	622.873	622.873
**D	AST JEM SO CAPITAL PRESERV PD4G	0	85.769	85.769
**D	AST JEM SO EAFE OPP PD4D	0	53.412	53.412
**D	BLL AQUILA LIFE EUROPEAN EQUITY	0	5.204.967	5.204.967
**D	AIF 21104 LPI AKT EUROPA II	0	67.736	67.736
**D	INVESTERINGSFORENINGEN LAEGERNES INVEST,	0	39.674	39.674

3PX

GH

LISTA ESITO DELLE VOTAZIONE

Oggetto: Destinazione dell'utile di esercizio

FAVOREVOLI

Badge	Ragione Sociale	Proprio	Delega	Totale
**D	AF61 LABOR SELECT INTL EQ	0	1.163.177	1.163.177
**D	DEUTSCHE XTRKS MSCI EURO CCYHGD	0	495.672	495.672
**D	ARC RB EQ DEV KAITOS	0	28.623	28.623
**D	POWERSHARES PUREBETA FTSE DEVELOPED EX NORTHEMERICA PORTFOLIO	0	1.194	1.194
**D	RTC EMULATION	0	72.854	72.854
**D	SCEF MONDRIAN	0	321.408	321.408
**D	SRAF SCE PANAGORA QUAL	0	188.961	188.961
**D	AB FOODS HEXAVEST	0	62.862	62.862
**D	DBX FTSE DEV EX US COMP FACTOR	0	8.531	8.531
**D	ABN AMRO PF UBS RAFI 1000	0	615.196	615.196
**D	ASV RB EQ DEV MENKAR	0	61.704	61.704
**D	PGTF DR NON US EQUITY GT	0	19.212	19.212
**D	MCKINLEYCAPINTLGROWT	0	155.500	155.500
**D	DEUTSCHE XTRKS MSCI EAFE CCYHGD	0	2.471.920	2.471.920
**D	TGWF PANAGORA INTL EQ	0	17.715	17.715
**D	FARMERS GROUP INC EMPLOYEES PENSION PLAN TRUST	0	334.780	334.780
**D	FARMERS GROUP INC 401 K SAVINGS PLAN	0	484.463	484.463
**D	ROWF GT ACWI EX US	0	2.605.885	2.605.885
**D	SBSA GEPF BLACKROCK EQUITY	0	809.731	809.731
**D	BOA PENSION PLAN MONDRIAN	0	1.304.006	1.304.006
**D	ALASKA PERMANENT FUND CORPORATION	0	1.150.133	1.150.133
**D	ALASKA PERMANENT FUND CORPORATION	0	928.534	928.534
**D	3M ERIP RAFI EAFE	0	380.124	380.124
**D	APT EQUITY FUND	0	9.476.085	9.476.085
**D	SISTERS OF CHARITY OF LEAVENWORTH HEALTH SYSTEM MASTER TRUST	0	93.385	93.385
**D	MSV JP MORGAN	0	312.609	312.609
**D	NEFF LSV ASSET MGMT	0	567.200	567.200
**D	NATIONAL ELEVATOR INDUSTRY PENSION PLAN	0	286.900	286.900
**D	CYBF ATIVO CAPITAL MGMT	0	48.820	48.820
**D	CYBF LSV ASSET MGMT	0	208.600	208.600
**D	LEPF LAZARD	0	125.499	125.499
**D	RZSF3002 NON US EQ MONDRIAN	0	598.464	598.464
**D	RZSF3001 NON US GE W BLAIR	0	216.592	216.592
**D	RZSF1501 GLOBAL EQ HEXEVEST	0	142.217	142.217
**D	ATFF LAZARD	0	259.100	259.100
**D	ADEPT INVESTMENT MANAGEMENT PLC	0	982.876	982.876
**D	INVESCO PERPETUAL GLOBAL TARGETED INCOME FUND	0	14.813	14.813
**D	CEP DEP IP EURO EX UK ENH IND FD	0	13.340	13.340
**D	STICHTING BEDRIJFSTAKPENSIOENFONDS VOOR DEZOEETWARENINDUSTRIE EUROPAWEG	0	428.092	428.092
**D	VIRGINIA RETIREMENT SYSTEM	0	188.000	188.000
**D	VIRGINIA RETIREMENT SYSTEM	0	189.383	189.383
**D	VIRGINIA RETIREMENT SYSTEM	0	2.422.000	2.422.000
**D	VIRGINIA RETIREMENT SYSTEM	0	1.588.338	1.588.338

39

398

LISTA ESITO DELLE VOTAZIONE

Oggetto: Destinazione dell'utile di esercizio

FAVOREVOLI

Badge	Ragione Sociale	Proprio	Delega	Totale
**D	PMPT-INKA-FONDS	0	503.941	503.941
**D	THE ROMAN CATHOLIC ARCHBISHOP OF LOS ANGELES	0	243.395	243.395
**D	PLUMBERS AND PIPEFITTERS NATIONAL PENSION PLAN	0	282.760	282.760
**D	AIC CAMBLAR INTERNATIONAL EQUITY FUND	0	3.489.000	3.489.000
**D	LAWRENCE LIVERMORE NATIONAL SECURITY LLC AND LOS ALAMOS NATIONAL SECURITY LLC DEFINED BENEFIT PLANGROUP TRUST	128.737	0	128.737
**D	LLNS LLC AND LANS LLC DEFINED BENEFIT PLAN GROUP TRUST	0	558.725	558.725
**D	DE2F LSV ASSET MGMT	0	82.300	82.300
**D	MSV LIFE PLC	0	78.720	78.720
**D	VANGUARD GLOBAL DIVIDEND FUND	0	1.698	1.698
**D	EL2F EL2 LSV	0	33.900	33.900
**D	COUNTY EMPLOYEES ANNUITY AND BENEFIT FUND OF COOK COUNTY	0	70.240	70.240
**D	COUNTY EMPLOYEES ANNUITY AND BENEFIT FUND OF COOK COUNTY	0	295.170	295.170
**D	COUNTY EMPLOYEES ANNUITY AND BENEFIT FUND OF COOK COUNTY	0	446.083	446.083
**D	COUNTY EMPLOYEES ANNUITY AND BENEFIT FUND OF COOK COUNTY	0	800.889	800.889
**D	COUNTY EMPLOYEES ANNUITY AND BENEFIT FUND OF COOK COUNTY	0	136.046	136.046
**D	CASEY FP ARROWSTREET	0	6.523	6.523
**D	UNITED CHURCH FUNDS QMA BFF	0	144.500	144.500
**D	UNITED CHURCH FUNDS LSV ASSET MGMT	0	56.056	56.056
**D	QSEF PANAGORA	0	50.448	50.448
**D	BNYMCIL FT EURO ALPHADEX UCITS ETF	0	1.491.342	1.491.342
**D	BNY MELLON INTERNATIONAL FUND	0	6.647	6.647
**D	DEUTSCHE XTRK MSCI.STH EUR HDG ETF	0	130.022	130.022
**D	LRPF WILLIAM BLAIR	0	3.871	3.871
**D	COLUMBIA SUSTAINABLE INTL EQ ETF	0	406.300	406.300
**D	JDRF LSV NON US LONG	0	53.869	53.869
**D	IN8 COP TREAS PWP RHUMBLINE MSCI	0	776.625	776.625
**D	AB FOODS ARTEMIS	0	1.032.568	1.032.568
**D	CPA COP PSERS PSERS ACWI X US INDEX	0	73.676	73.676
**D	AON HEWITT COLLECTIVE INVESTMENT TRUST	0	747.029	747.029
**D	INTERNATIONALE KAPITALANLAGEGESELLSCHAFT MBH ACTING FOR ACCOUNT OF INKA PBEAKK	0	29.360	29.360
**D	AURION GLOBAL EQUITY FUND	0	868.935	868.935
**D	AZL INTERNATIONAL INDEX FUND	0	10.033.571	10.033.571
**D	BGF NEW ENERGY FD NAT RES	0	1.731.023	1.731.023
**D	BGF EUROPEAN VALUE FD	0	4.033.859	4.033.859
**D	BGF EURO MKTS FD EURO EQUITY PF	0	11.437	11.437
**D	BOK KIC AAEQ 3	0	527.500	527.500
**D	AON HEWITT GROUP TRUST	0	18.840	18.840
**D	WF KNIGHTS OF COLUMBUS MAST TR SSGA	0	90.911	90.911
**D	HE5F NJF INVEST GRP	0	9.959	9.959
**D	HAWAIIAN ELECTRIC INDUSTRIES INC MASTER VEBE TRUST	0	177.141	177.141
**D	MI FONDS K12 SPK	0	86.837	86.837
**D	MI FONDS K11 SPK	0	448.366	448.366
**D	MI FONDS K10 SPK	0	0	0

EM

399

LISTA ESITO DELLE VOTAZIONE
 Oggetto: Destinazione dell'utile di esercizio

FAVOREVOLI

Badge	Regione Sociale	Proprio	Delega	Totale
**D	AREEJDSMARKEDETS TILLAEKSPENSION	0	1.538.145	1.538.145
**D	SEI GLOBAL INVESTMENT FUND PLC	0	138.515	138.515
**D	AMJ GLOBAL BALANCED FUND 2017	0	58.458	58.458
**D	BLACKROCK GA ENHANCED EQUITY F	0	8.702	8.702
**D	SEI GLOBAL MASTER FUND PLC - T	0	268.243	268.243
**D	SEI GLOBAL MASTER FUND PLC - T	0	13.760	13.760
**D	AB CAP FUND INC AB FLEXEEE	0	205.700	205.700
**D	LSV FUNDS PLC	0	44.910	44.910
**D	AB SICAV I - ALTERNATIVE RISK	0	5.580	5.580
**D	AB SICAV I ALL MARKET TOTAL	0	2.710	2.710
**D	AFFINITY WORLD LEADERS EQUITY	0	508.177	508.177
**D	AB SICAV I ALL MARKET INCOME	0	9.191.336	9.191.336
**D	AB SICAV I - EUROZONE EQUITY P	0	430.000	430.000
**D	E.T.H.I.C.A	0	2.154.461	2.154.461
**D	AB SICAV I - EUROPEAN EQUITY P	0	4.329	4.329
**D	WELLS FARGO (LUX) WORLDWIDE FU	0	9.908	9.908
**D	PGIM ETF TRUST - PGIM OMA STRA	0	285.740	285.740
**D	AB SICAV I - LOW VOLATILITY T	0	12.741.117	12.741.117
**D	BRIDGE BUILDER INTERNATIONAL	0	194.256	194.256
**D	FONDS PALLADIO	0	142.741	142.741
**D	AGF FCR ACTIONS	0	888.853	888.853
**D	AIM EQUITY EMU 1	0	106.452	106.452
**D	AZ AIR FRANCE POCHE ACT EUR	0	85.443	85.443
**D	ALLIANZ CAVAMAC ACTIONS	0	807.898	807.898
**D	LYXOR EURO STOXX 300 DR	0	400.000	400.000
**D	ALLIANZ HOSPI VAL DURABLES	0	400.000	400.000
**D	ALLIANZ HOSPI EUROPE 600 (DR	0	1.899.621	1.899.621
**D	TOUCHSTONE FUNDS GROUP	0	119.570	119.570
**D	LYX FTSE EUR MIN VAR UC ETF	0	9.421	9.421
**D	MAAF ASSURANCES SA	0	927.636	927.636
**D	PROTEC ET	0	12.760	12.760
**D	MOOREA FUND - SELECTION EUR	0	214.357	214.357
**D	ALLIANZ VIE-HENAFF HERVE	0	229.088	229.088
**D	MUL - LYXOR ITALIA EQUITY PIR	0	144.034	144.034
**D	LA BANQUE POSTALE ASSET MANAGE	0	93.094	93.094
**D	LIF - LYXOR MSCI EMU VALUE DR	0	363.785	363.785
**D	ALLIANZ VIE ACE ACTIONS-HENAFF	0	377.630	377.630
**D	LYXOR INDEX FUND -LYXOR GLOB.F	0	14.838	14.838
**D	LYXOR CORE MSCI EMU DR UCITS	0	394.792	394.792
**D	LYXOR CORE MSCI WORLD (DR) UCI	0	115.765	115.765
**D	AZ VIE PFON RETRAITE ACTION-HE	0	289.633	289.633
**D	HALEVI A3	0	500.165	500.165
**D	MONCEAU EUROPE VALUE	0	496.657	496.657

EP

400

LISTA ESITO DELLE VOTAZIONE
 Oggetto: Destinazione dell'utile di esercizio

FAVOREVOLI

Badge	Ragione Sociale	Proprio	Delega	Totale
**D	CIPAV METROPOLIE DIVERSIFIE	0	471.588	471.588
**D	MONCEAU ETHIQUE	0	188.075	188.075
**D	SMITH GROUP GLOBAL LARGE CAP	0	21.100	21.100
**D	TRUST AND CUSTODY SERVICES BAN	0	4.400	4.400
**D	AB SICAV I - EUROPE (EX UK) EQ	0	9.990	9.990
**D	BLACKROCK EUROFUND	0	231.696	231.696
**D	BLACKROCK GLOBAL ALLOCATION FU	0	19.002.184	19.002.184
**D	BLACKROCK GLOBAL SMALLCAP FUND	0	3.367	3.367
**D	BLACKROCK GLOBAL ALLOCATION FO	0	1.340	1.340
**D	BLACKROCK GLOBAL ALLOCATION FO	0	149.367	149.367
**D	BLACKROCK GLOBAL ALLOCATION FO	0	792	792
**D	LYXOR MSCI WORLD CLIMATECHANGE	0	6.545.841	6.545.841
**D	BLACKROCK GLOBAL ALLOCATION VI	0	265.945	265.945
**D	LYXOR EURO STOXX 50 (DR)	0	991.010	991.010
**D	ACBERNSTEIN	0	200.000	200.000
**D	TRUST CUSTODY SERVICES BANK, L	0	145.912	145.912
**D	ASI - PROGETTO SVILUPPO GLO	0	25.535	25.535
**D	AM SOL IT-PROGETTO SVILUPPO GL	0	294.174	294.174
**D	BROWN BROTHERS HARRIMAN TRUSTE	0	117.211	117.211
**D	SILVER INVESCO EURO EQUITY	0	78.622	78.622
**D	TRUST AND CUSTODY SERVICES BAN	0	1.456.404	1.456.404
**D	THE NOMURA TRUST AND BANKING C	0	5.102	5.102
**D	LYXOR MSCI EUROPE UCITS ETF	0	7.176.699	7.176.699
**D	ACBERNSTEIN-DYNAMIC DIVERSIFI	0	16.242	16.242
**D	LYX EUR STOXX 50 (DR) U E	0	122.518	122.518
**D	LYXOR INDEX FUND EURO	0	151.369	151.369
**D	NUVEEN GLOBAL INVESTORS FUND P	0	1.394.000	1.394.000
**D	GLOBAL HIGH INCOME EQUITY FUND	0	7.340.755	7.340.755
**D	SEI GLOBAL MASTER FUND PLC STY	0	44.470	44.470
**D	ACBERNSTEIN FCP	0	329.320	329.320
**D	SEI INVESTMENTS (EUROPE) LIMIT	0	38.262	38.262
**D	CHERRY TREE FUND OF AMERICAN I	0	1.702.324	1.702.324
**D	SEI GLOBAL INVESTMENTS FUND PL	0	905.270	905.270
**D	TST TOUCHSTONE SUSTAINABILITY	0	112.983	112.983
**D	AB CAP FUND, INC. - AB INTERNAT	0	30.778	30.778
**D	SEI GLOBAL MASTER FUND PLC- TH	0	71.600	71.600
**D	ALLIANCEBERNSTEIN FUND DYNAMIC	0	205.086	205.086
**D	NUMERIC EUROPEAN EQUITY FUND A	0	194.256	194.256
**D	KOKUSAI EQUITY INDEX FU	0	109.100	109.100
**D	CONSULTING GROUP CAPITAL MARKE	0	941.602	941.602
**D	CNS GLOBAL LIST INFRASTRUCTUR	0	118.483	118.483
**D	ERSTE-SPARINVEST KAPITAL.M.B.H	0	383.135	383.135
**D	ESPERIDES- S.A. SICAV - SIF	0		
**D	LUX IM ESG GENERALI INVESTM DIVERS. STRAT	0		

EM

601

LISTA ESITO DELLE VOTAZIONI

Oggetto: Destinazione dell'utile di esercizio

FAVOREVOLI

Badge	Regione Sociale	Proprio	Delega	Totale
**D	SEYOND EURO VALUE EQUITY	0	1.747.013	1.747.013
**D	SEYOND EURO VALUE EQUITY	0	221.614	221.614
**D	SEYOND EQUITY FACTOR INVESTING EUROPE	0	4.790	4.790
**D	SEYOND EQUITY FACTOR INVESTING EUROPE	0	24.697	24.697
**D	VALIANT AKTIEN EUROP	0	593.935	593.935
**D	G FUND NEXT R EVOLUTIONS	0	9.131	9.131
**D	PRIVILEGE - JP MORGAN PAN EUROPEAN FLEXIBLE EQUITY	0	8.857	8.857
**D	SEYOND EUROPE MARKET NEUTRAL	0	40.896	40.896
**D	DNB ASSET MANAGEMENT AB	0	10.644	10.644
**D	CLEOME INDEX GLOBAL EQUITIES	0	166.338	166.338
**D	CLEOME INDEX EUROPE EQUITIES	0	12.472	12.472
**D	CANDRIAM QUANT EQUITIES MULTI-FACTOR EMU	0	4.707	4.707
**D	CANDRIAM QUANT EQUITIES MULTI-FACTOR GLO	0	89.849	89.849
**D	CLEOME INDEX EMU EQUITIES	0	14.628	14.628
**D	CANDRIAM QUANT EQUITIES EUROPE	0	7.474	7.474
**D	CLEOME INDEX WORLD EQUITIES	0	1.061.540	1.061.540
**D	NIF I ALLIANZ BERNSTEIN	0	51.600	51.600
**D	DMS STIRLING HOUSE BALANCED	0	57.100	57.100
**D	DMS STIRLING HOUSE DYNAMIC	0	158.000	158.000
**D	DMS STIRLING HOUSE GROWTH FUND	0	3.600	3.600
**D	DMS STIRLING HOUSE MONTHLY INCOME FUND	0	55.000	55.000
**D	DMS VERBATIM FORTFOLIO 5 INCOME FUND	0	519.240	519.240
**D	EDMOND DE ROTHSCHILD FUND INCOME EUROPE	0	1.010.500	1.010.500
**D	EDMOND DE ROTHSCHILD FUND EQUITY EURO CORE	0	83.410	83.410
**D	EDMOND DE ROTHSCHILD FUND II - INCOME 2024	0	473.000	473.000
**D	CNP ASSURANCES	0	146.000	146.000
**D	CNP ASSURANCES	0	43.776	43.776
**D	CNP ASSURANCES	0	264.784	264.784
**D	CNP ASSURANCES	0	33.563	33.563
**D	CNP ASSURANCES	0	10.750.000	10.750.000
**D	CNP ASSURANCES	0	36.792	36.792
**D	LA SAUVGARDE (A) EUROPE	0	11.992	11.992
**D	FIDELIA ASSISTANCE	0	977.396	977.396
**D	MAAF IARD SA (A) EUROPE	0	87.820	87.820
**D	ASSISANCE PROTECTION JURIDIQUE (A) SUROP	0	2.139.012	2.139.012
**D	GNF-VIE CANTON D (A) EUROPE	0	661.388	661.388
**D	GNF ASSURANCES (A) EUROPE	0	29.139	29.139
**D	MAAF SANTE	0	5.599	5.599
**D	MAAF VIE WINNEO PERP	0	1.101.335	1.101.335
**D	MAAF VIE ACTIF GENERAL	0	64.684	64.684
**D	ABP IARD	0	181.000	181.000
**D	LA BANQUE POSTALE PREVOYANCE	0	140.000	140.000
**D	ALZ DIVERSIFIE CAUMARTIN (POCHE EURO)	0	1.208.882	1.208.882
**D	AA ALLIANZ DIVERSIFIE	0	0	0

EM

602

LISTA ESITO DELLE VOTAZIONI

Oggetto: Destinazione dell'utile di esercizio

FAVOREVOLI

Badge	Ragione Sociale	Proprio	Delega	Totale
**D	ALLIANZ GLOBAL INVESTORS FRANCE	0	219.732	219.732
**D	CAVEC LA FRANCAISE DES PLACEMENTS DIVERSIFIE	0	115.068	115.068
**D	CARPIMKO ACTIONS LO	0	250.000	250.000
**D	VILLIERS DIAPASON	0	155.058	155.058
**D	EGEPARGNE 2	0	60.513	60.513
**D	SAFRAN DYNAMIQUE	0	53.266	53.266
**D	SAFRAN MIXTE SOLIDAIRE	0	10.951	10.951
**D	NATEXIS PERFORMANCE 09	0	149.951	149.951
**D	FCP CARPIMKO EUROPE	0	471.992	471.992
**D	IBM FRANCE	0	104.000	104.000
**D	FCP HAMELIN DIVERSIFIE FLEX II	0	8.636	8.636
**D	IBM FRANCE F	0	92.857	92.857
**D	DUGUAY ACTIONS EUROPE	0	135.122	135.122
**D	ERISA ACTIONS EUROPE N2	0	320.772	320.772
**D	ORANO DIVERSIFIE EQUILIBRE	0	37.820	37.820
**D	GROUPE CEA CROISSANCE (CEA2)	0	28.181	28.181
**D	HAMELIN ACTIONS EUROPE	0	123.051	123.051
**D	UFF CAP DIVERSIFIE	0	324.000	324.000
**D	AA NATIXIS MINIMOM VARIANCE	0	1.284.494	1.284.494
**D	FCP RL PREVOYANCE	0	273.930	273.930
**D	RSRC ACTIONS	0	1.025.616	1.025.616
**D	FCP CARBP DIVERSIFIE	0	492.802	492.802
**D	PERP PROGRESSIF	0	250.997	250.997
**D	ECUREUIL PROFIL 90	0	3.040.091	3.040.091
**D	UNIVERS CNP 1	0	163.810	163.810
**D	A.A. - BNP PAM -ISR	0	1.102.809	1.102.809
**D	BOURBON 7	0	82.230	82.230
**D	CONCORDE 96	0	226.813	226.813
**D	CNP MONTEPARNASSE ACTIONS	0	308.586	308.586
**D	OACET	0	221.439	221.439
**D	AA LA FRANCAISE ISR	0	577.780	577.780
**D	CNP ACP ACTIONS LT	0	285.148	285.148
**D	FC CARPIMKO	0	695.120	695.120
**D	RAE MG	0	270.528	270.528
**D	OCIRP ACTIONS P	0	400.000	400.000
**D	EDMOND DE ROTHSCHILD ASSET MANAGEMENT	0	489.540	489.540
**D	TESLA FOCHE ACTIONS	0	76.244	76.244
**D	FOUNDATION EUROPE	0	139.091	139.091
**D	AB CFAO	0	18.350	18.350
**D	ADVIT ACT EU	0	225.275	225.275
**D	UECM ALSACE	0	22.000	22.000
**D	ARRCO LONG TERME F	0	313.140	313.140
**D	UMR SELECT EUROPE F1	0	334.000	334.000

403

Assemblea Ordinaria del 14 maggio 2020

ENEL S.p.A.

LISTA ESITO DELLE VOTAZIONE

Oggetto: Destinazione dell'utile di esercizio

FAVOREVOLI

Badge	Ragione Sociale	Proprio	Delega	Totale
**D	ARRCO LONG TERME B NATIXIS INVEST MANAGERS INTERNAT	0	405.327	405.327
**D	HSBC GLOBAL ASSET MANAGEMENT	0	525.351	525.351
**D	CONTI PLACEMENTS	0	84.132	84.132
**D	MGEN ACTION	0	173.640	173.640
**D	TOTAL DIVERSIFIE EQUILIBRE & SOLIDAIRE	0	52.895	52.895
**D	MONGELAS	0	123.468	123.468
**D	NEULIZE VIE OPPORTUNITES	0	287.323	287.323
**D	EUROCORPORATE FG DIVERSIFIE	0	13.323	13.323
**D	LBPAM STRATEGIE PEA 1	0	63.575	63.575
**D	LBPAM ACTIONS EUROPE	0	265.098	265.098
**D	TONI ACTIONS 100	0	369.396	369.396
**D	VIVACCIO ACTIONS	0	2.445.984	2.445.984
**D	LBPAM ACTIONS MONDE	0	548.346	548.346
**D	LBPAM ACTIONS INDICE EURO	0	1.196.587	1.196.587
**D	LBPAM ACTIONS 80	0	306.346	306.346
**D	LBPAM ACTIONS EUROPE MONDE	0	204.061	204.061
**D	LBPAM STRATEGIE PEA 2	0	192.864	192.864
**D	LBPAM ACTIONS OPTI INDICE EURO	0	77.622	77.622
**D	CNP TOCQUEVILLE VALUE EUROPE ISR	0	43.225	43.225
**D	COVEA FINANCE	0	1.054.753	1.054.753
**D	COVEA SOLIS	0	662.395	662.395
**D	COVEA PATRIMOINE	0	257.721	257.721
**D	COVEA FINANCE ACTI EUROPE	0	287.500	287.500
**D	COVEA FINANCE INVESTISSEMENT	0	606.142	606.142
**D	COVEA FINANCE HORIZON DURABLE	0	682.110	682.110
**D	COVEA ACTIONS RENDEMENT	0	205.435	205.435
**D	ECUREUIL PROFIL 75	0	1.513.816	1.513.816
**D	ING RENDEMENT EUROPE	0	1.062.168	1.062.168
**D	ECUREUIL INVESTISSEMENTS	0	100.000	100.000
**D	EGAMO ALLOCATION FLEXIBLE	0	5.809.075	5.809.075
**D	CNP ASSUR VALUE ET MOMENTUM	0	83.007	83.007
**D	OSTRUM ACTIONS EUROPE RENDEMENT	0	80.089	80.089
**D	OSTRUM ACTIONS EURO	0	459.276	459.276
**D	LIVRET BOURSE INVESTISSEMENTS	0	1.780.068	1.780.068
**D	SEYOND ACTIONS EUROPEENNES	0	976.426	976.426
**D	HSBC ACTIONS MONDE	0	422.659	422.659
**D	FEDERAL OPTIMAL (PART P)	0	79.473	79.473
**D	OSTRUM ACTIONS EUROPEENNES	0	1.366.000	1.366.000
**D	OSTRUM ACTIONS EUROPE VALUE	0	619.654	619.654
**D	HSBC SUSTAINABLE GLOBAL EQUITY	0	117.029	117.029
**D	HSBC ACTIONS EUROPE	0	542.833	542.833
**D	HSBC EURO ACTIONS	0	1.129.404	1.129.404
**D		0	351.498	351.498

60

LISTA ESITO DELLE VOTAZIONE

Oggetto: Destinazione dell'utile di esercizio

FAVOREVOLI

Badge	Ragione Sociale	Proprio	Delega	Totale
**D	ESBC MULTI-ASSET DYNAMIC EURO	0	429.820	429.820
**D	SEXYOND EQUITY FACTOR INVESTING EURO	0	27.358	27.358
**D	BEM V-FLEX	0	151.099	151.099
**D	GREAT EUROPEAN MODELS	0	831.000	831.000
**D	RENDEMENT DIVERSIFIE M	0	40.265	40.265
**D	FALATINE OR BLEU	0	304.600	304.600
**D	INDOSUEZ EUROPE PATRIMOINE	0	1.350.000	1.350.000
**D	INDOSUEZ EUROPE RENDEMENT	0	536.000	536.000
**D	UNIGESTION	0	95.000	95.000
**D	INDOSUEZ ALLOCATION PEA	0	542.850	542.850
**D	DORVAL CONVICTIONS	0	661.240	661.240
**D	DORVAL CONVICTIONS PEA	0	211.820	211.820
**D	INDOSUEZ BIENS REELS	0	104.600	104.600
**D	NATIXIS ICR ACTIONS EURO	0	166.408	166.408
**D	FEDERAL ETHI-PATRIMOINE	0	20.835	20.835
**D	HARMONIE ALLOCATION	0	66.395	66.395
**D	HARMONIE EQUILIBRE	0	137.879	137.879
**D	RICHELIEU CITYZEN	0	70.000	70.000
**D	S.YTIC	0	30.000	30.000
**D	METROPOLE EURO SRI	0	344.548	344.548
**D	METROPOLE SELECTION	0	1.638.829	1.638.829
**D	DORVAL GLOBAL CONVICTIONS PATR	0	11.780	11.780
**D	CNP ASSUR EUROPE NEUFILIZE OBC	0	499.729	499.729
**D	LEPAM ACTIONS EURO FOCUS EMERGENT	0	343.411	343.411
**D	LA BANQUE POSTALE ASSET MANAGEMENT	0	8.485	8.485
**D	POLLUX	0	32.000	32.000
**D	EDMOND DE ROTHSCHILD EURO SUSTAINABLE GROWTH	0	1.483.690	1.483.690
**D	EDMOND DE ROTHSCHILD EQUITY EUROPE SOLIVE	0	656.924	656.924
**D	EDMOND DE ROTHSCHILD ASSET MANAGEMENT (EDRAM)	0	68.620	68.620
**D	EPOQUE	0	421.309	421.309
**D	CNP ASSUR EDRAM ACTIONS EUROPE	0	1.157.900	1.157.900
**D	EUROPA	0	900.000	900.000
**D	MAN MULTI-STRATEGY MASTER FUND MAPLES CORPORATE SERVICES LIMITEES	0	16.517	16.517
**D	MAN QUALIFYING INVESTOR FUNDS PLC MAN GLG ELS MASTER QIF	0	37.672	37.672
**D	GLG EUROPEAN LONG-SHORT MASTER FUND LTD MAPLES CORPORATE SERVICES LIMITED	0	6.161	6.161
**D	GLG EUROPEAN LONG-SHORT FUND MAPLES CORPORATE SERVICES LIMITED	0	48.249	48.249
**D	MAN GLG TOPAZ LIMITED C/O MAPLES CORP SVCS LTD	0	47.892	47.892
**D	AHL INSIGHT LIMITED	0	403	403
**D	OLD NORTH STATE HEDGED EQUITY MWT LLC	0	72.350	72.350
**D	ALPHANATICS MASTER FUND LTD C/O APPELBY TRUST (CAYMAN) LTD	0	200.000	200.000
**D	MAN FUNDS XII SPC - MAN 1783 III SP MAPLES CORPORATE SERVICES LIMITED	0	11.400	11.400
**D	LANSOWNE ICAY-LANSOWNE CLEAN ENERGY FUND	0	359.877	359.877
**D	LANSOWNE CLEAN ENERGY FUND L.P.C/O CORPORATION SERVICE COMPANY	0	300.657	300.657

605

LISTA ESITO DELLE VOTAZIONE

Oggetto: Destinazione dell'utile di esercizio

FAVOREVOLI

Badge	Ragione Sociale	Proprio	Delega	Totale
**D	MORGES BANK	0	2.700.415	2.700.415
**D	JANA PASSIVE GLOBAL SHARE TRUST	0	411.941	411.941
**D	MLC INVESTMENTS, MLC LIMITED	0	1.820.179	1.820.179
**D	MLC INVESTMENTS, MLC LIMITED	0	67.801	67.801
**D	MARITIME SUPER	0	125.400	125.400
**D	VICTORIAN SUPERANNUATION FUND	0	238.745	238.745
**D	UBS ASSET MANAGEMENT (AUSTRALIA) LTD	0	121.945	121.945
**D	TASPLAN SUPERANNUATION FUND	0	261.074	261.074
**D	MLC INVESTMENTS, MLC LIMITED	0	1.314.556	1.314.556
**D	EQUIPSUPER	0	137.548	137.548
**D	CARE SUPER	0	6.844	6.844
**D	PLATFORM SECURITIES NOMINEES LIMITED	0	3.519.295	3.519.295
**D	ALLIANZ SUISSE LEBENSVERSICHERUNGS-GESELLSCHAFT AG	0	1.203.930	1.203.930
**D	AUSTRALIAN MEAT INDUSTRY SUPERANNUATION TRUST	0	306.909	306.909
**D	KL EUROSTOXX50 DB	0	141.138	141.138
**D	UBS FUND MANAGEMENT (LUXEMBOURG) SA	0	23.126	23.126
**D	UBS FUND MANAGEMENT (LUXEMBOURG) SA	0	31.700	31.700
**D	UBS FUND MANAGEMENT (LUXEMBOURG) SA	0	25.988	25.988
**D	UBS FUND MANAGEMENT (LUXEMBOURG) SA	0	37.310	37.310
**D	UBS FUND MANAGEMENT (LUXEMBOURG) SA	0	38.279	38.279
**D	UBS FUND MANAGEMENT (LUXEMBOURG) SA	0	25.330	25.330
**D	UBS FUND MANAGEMENT (LUXEMBOURG) SA	0	182.498	182.498
**D	UBS (LUX) KEY SELECTION SICAV	0	1.378.526	1.378.526
**D	UBS FUND MANAGEMENT (LUXEMBOURG) SA	0	17.410	17.410
**D	UBS FUND MANAGEMENT (LUXEMBOURG) SA	0	54.000	54.000
**D	UBS FUND MANAGEMENT (LUXEMBOURG) SA	0	39.473	39.473
**D	UBS (LUX) SICAV 1	0	2.061.451	2.061.451
**D	UBS (LUX) EQUITY SICAV	0	129.977	129.977
**D	UBS FUND MANAGEMENT (LUXEMBOURG) SA	0	99.006	99.006
**D	UBS FUND MANAGEMENT (LUXEMBOURG) SA	0	148.304	148.304
**D	UBS FUND MANAGEMENT (LUXEMBOURG) SA	0	118.237	118.237
**D	UBS FUND MANAGEMENT (LUXEMBOURG) SA	0	302.968	302.968
**D	UBS (LUX) STRATEGY SICAV-SYSTEMATIC - ALLOCATION PF DEFENSIVE (USD)	0	100.842	100.842
**D	UBS (LUX) STRATEGY SICAV-SYSTEMATIC - ALLOCATION PF MEDIUM (USD)	0	64.417	64.417
**D	UBS (LUX) STRATEGY SICAV SAF DYNAMIC (USD)	0	41.996	41.996
**D	UBS (LUX) KEY SELECTION SICAV - SYSTEMATIC ALLOCAT PTF EQUITY (USD)	0	87.652	87.652
**D	STRATEGY SICAV	0	2.221.354	2.221.354
**D	UBS FUND MANAGEMENT (LUXEMBOURG) SA	0	32.000	32.000
**D	UBS FUND MANAGEMENT (LUXEMBOURG) SA	0	53.675	53.675
**D	UBS FUND MANAGEMENT (LUXEMBOURG) SA	0	326.758	326.758
**D	UBS FUND MANAGEMENT (LUXEMBOURG) SA	0	2.206.464	2.206.464
**D	UBS FUND MANAGEMENT (LUXEMBOURG) SA	0	385.079	385.079
**D	UBS FUND MANAGEMENT (SWITZERLAND) AG.	0	158.970	158.970
**D	UBS FUND MANAGEMENT (SWITZERLAND) AG.	0		

LISTA ESITO DELLE VOTAZIONE

Oggetto: Destinazione dell'utile di esercizio

FAVOREVOLI

Badge	Ragione Sociale	Proprio	Delega	Totale
**D	UBS FUND MGT (CH) AG CH0467/UBSCHIF2-EQ GLOB	0	27.206	27.206
**D	UBS ASSET MANAGEMENT (U.K.) LTD FUND MANAGEMENT SWITZERLAND	0	53.041	53.041
**D	UBS FUND MANAGEMENT (SWITZERLAND) AG	0	3.893.149	3.893.149
**D	UBS MASTER FUND LIMITED APPELBY TRUST (CAYMAN) LTD	0	1.400.000	1.400.000
**D	AGORA EQUITY MASTER FUND	0	1.045.407	1.045.407
**D	ENGADINE EQUITY MASTER FUND	0	285.527	285.527
**D	VITTORIA FUND - EP.L.P. C/O THE CORPORATION TRUST COMPANY	0	2.142.108	2.142.108
**D	LANSOWNE ENERGY DYNAMICS MASTER LP	0	90.818	90.818
**D	BIG RIVER GROUP FD SPC LLC-EQ SEGREGATED PORTFOLIO C/O ALPHAGEN CAPITAL LTD	0	513.975	513.975
**D	ALPHAMATICS MASTER FUND LTD CO PICTET ASSET MANAGEMENT SA.	0	17.079	17.079
**D	BOSTON PARTNERS GLOBAL INVESTORS, INC.	0	0	0
**D	GMO MASTER PORTFOLIOS (ONSHR) LP GMO TAX MGD BCHKM FRE FD CO GRANTHAM MAYO VAN OTTERLOO AND CO LLC	0	39.458	39.458
**D	COLONIAL FIRST STATE INVY LTD RE COMMONWEALTH SELST FUND 10 C/O ACADIAN ASSET MANAGEMENT LLC	0	30.601	30.601
**D	JANUS HENDERSON CAPELLA FUND LIMITED C/O ALPHAGEN CAPITAL LTD	0	134.021	134.021
**D	RBC ISB - MMA VIE SA	0	2.259.188	2.259.188
**D	KAYNE ANDERSON MIDSTREAM INSTITUTIONAL FUND LP	0	88.300	88.300
**D	KAYNE EQUITY YIELD STRATEGIES LP	0	2.900	2.900
**D	KAYNE ANDERSON REAL ASSET FUND LP	0	3.200	3.200
**D	KAYNE ANDERSON INCOME PARTNERS LP	0	57.300	57.300
**D	KAYNE ANDERSON CAPITAL INCOME PARTNERS (QP) LP	0	236.180	236.180
**D	KAYNE ANDERSON MLP FUND LP	0	63.730	63.730
**D	ARTSFARE 2005 TRUST	0	763.420	763.420
**D	ASSET MANAGEMENT EXCHANGE CCF	0	192.800	192.800
**D	BROOKFIELD GLOBAL INFRASTRUCTURE SECURITIES INCOME FUND	0	19.493	19.493
**D	CBRE CLARION REAL ASSET LONG/SHORT FUND LP	0	497.504	497.504
**D	STICHTING DELA DEPOSITARY AND MANAGEMENT OUDE STADSGRACHT	0	105.108	105.108
**D	CHICAGO TRANSIT AUTHORITY RETIREE HEALTHCARE TRUST	0	4.984	4.984
**D	CI SIGNATURE CANADIAN EQUITY PLUS FUND	0	346.642	346.642
**D	STICHTING PENSIONFONDS ING	0	481.019	481.019
**D	DIGNITY HEALTH RETIREMENT PLAN TRUST	0	286.076	286.076
**D	DIGNITY HEALTH	0	310.192	310.192
**D	DUKE ENERGY CORPORATION MASTER RETIREMENT TRUST	0	321.571	321.571
**D	CARPENTERS RETIREMENT PLAN OF WESTERN WASHINGTON	0	2.871.052	2.871.052
**D	SPARTAN GROUP TRUST FOR EMPLOYEE BENEFIT PLANS	0	201.170	201.170
**D	FRESNO COUNTY EMPLOYEES' RETIREMENT ASSOCIATION	0	35.724	35.724
**D	FIREMEN'S ANNUITY AND BENEFIT FUND OF CHICAGO	0	83.201	83.201
**D	BANK OF BOTSWANA	0	238.400	238.400
**D	BANNER HEALTH	0	23.065	23.065
**D	USAA MASTER TRUST (PENSION AND RSP)	0	195.923	195.923
**D	CAMPBELL PENSION PLANS MASTER RETIREMENT TRUST	0	246.825	246.825
**D	CITY OF FRESNO RETIREMENT SYSTEMS	0	1.982.295	1.982.295
**D	CITIBANK EUROPE PLC AS TRUSTEE FOR STANDARD LIFE WEALTH BALANCED BRIDGE FUND	0	0	0
**D	RSBC - NORTH AMERICA (U.S.) PENSION TRUST	0	212.930	212.930

605

LISTA ESITO DELLE VOTAZIONE

Oggetto: Destinazione dell'utile di esercizio

FAVOREVOLI

Badge	Ragione Sociale	Proprio	Delega	Totale
**D	LOS ANGELES CITY EMPLOYEES RETIREMENT SYSTEM	0	3.816.303	3.816.303
**D	POLICE RETIREMENT SYSTEM OF KANSAS CITY, MISSOURI	0	87.100	87.100
**D	BAPTIST FOUNDATION OF TEXAS DBA HIGHGROUND ADVISORS	0	183.152	183.152
**D	WEST VIRGINIA INVESTMENT MANAGEMENT BOARD	0	1.683.500	1.683.500
**D	TEACHERS RETIREMENT SYSTEM OF OKLAHOMA	0	1.299.358	1.299.358
**D	STATE OF UTAH SCHOOL AND INSTITUTIONAL TRUST FUNDS TRUST FUNDS	0	143.200	143.200
**D	IBM DIVERSIFIED GLOBAL EQUITY FUND	0	246.797	246.797
**D	CIVILIAN EMPLOYEES' RETIREMENT SYSTEM OF THE POLICE DEPARTMENT OF KANSAS AS CITY MISSOURI	0	14.200	14.200
**D	COMMONFUND STRATEGIC SOLUTIONS GLOBAL EQUITY, LLC	0	17.600	17.600
**D	CYML EQUITY LP	0	58.035	58.035
**D	DANSKE INVEST SICAV EUROPE HIGH DIVIDEND	0	246.591	246.591
**D	NATIONAL WESTMINSTER BANK PLC AS TRUSTEE OF KES STRATEGIC INVESTMENT FUND	0	44.256	44.256
**D	DB RESIDUARY TRUST FOR JOEL G. BROIDA U/I DTD 9/3/1981	0	5.647	5.647
**D	DB RESIDUARY TRUST FOR MARNA J. BROIDA U/I DATED SEPTEMBER 3, 1981	0	5.652	5.652
**D	DB RESIDUARY TRUST FOR MELANIE B. WEHL U/I DATED SEPTEMBER 3 1981	0	5.647	5.647
**D	DB RESIDUARY TRUST FOR RICHARD A. BROIDA U/I DATED 9/3/1981	0	5.652	5.652
**D	ELO MUTUAL PENSION INSURANCE COMPANY ELO MUTUAL PENSION INSURANCE COMPANY	0	2.307.413	2.307.413
**D	PZENA GLOBAL FOCUSED VALUE FUND	0	5.997	5.997
**D	BT PENSION SCHEME LLOYDS CHAMBERS	0	6.896.739	6.896.739
**D	STICHTING HEINEREN PENSIOENFONDS	0	521.955	521.955
**D	IBM PENSION PLAN	0	56.213	56.213
**D	STICHTING PENSIOENFONDS SAGITTARIUS	0	293.702	293.702
**D	STICHTING PENSIOENFONDS VAN DE METALEKTRO (PME)	0	4.456.047	4.456.047
**D	DELAWARE PUBLIC EMPLOYEES RETIREMENT SYSTEM	0	446.386	446.386
**D	LINCOLNSHIRE COUNTY COUNCIL PENSION FUND	0	355.706	355.706
**D	THE BOARD OF THE PENSION PROTECTION FUND RENAISSANCE	0	205.402	205.402
**D	CHEVRON UK PENSION PLAN	0	196.762	196.762
**D	TREDJE AP-FONDEN	0	51.902	51.902
**D	PUBLIC EMPLOYEES RETIREMENT ASSOCIATION OF COLORADO	0	5.098.045	5.098.045
**D	DOW RETIREMENT GROUP TRUST THE DOW CHEMICAL COMPANY	0	6.751.320	6.751.320
**D	DOW RETIREMENT GROUP TRUST THE DOW CHEMICAL COMPANY	0	317.180	317.180
**D	FUTURE FUND BOARD OF GUARDIANS FOR AND ON BEHALF OF FUTURE FUND	0	1.121.980	1.121.980
**D	FUTURE FUND BOARD OF GUARDIANS FOR AND ON BEHALF OF THE MEDICAL RESEARCH FUTURE FUND	0	583.868	583.868
**D	WREF INVESTMENT COMPANY NO. 2 PTY LTD	0	238.541	238.541
**D	HP INVEST COMMON CONTRACTUAL FUND	0	626.886	626.886
**D	NORTHERN TRUST UCITS COMMON CONTRACTUAL FUND	0	292.012	292.012
**D	COLONIAL FIRST STATE WHOLESALE INDEXED GLOBAL SHARE FUND	0	4.138.339	4.138.339
**D	COMMONWEALTH GLOBAL SHARE FUND 17	0	288.870	288.870
**D	COLONIAL FIRST STATE INVESTMENT FUND 50	0	424.217	424.217
**D	COLONIAL FIRST STATE WHOLESALE ACADIAN GLOBAL EQUITY FUND	0	359.960	359.960
**D	COMMONWEALTH GLOBAL SHARE FUND 30	0	62.958	62.958
**D	MUNICIPAL EMPLOYEES' ANNUITY AND BENEFIT FUND OF CHICAGO	0	161.753	161.753
**D		0	206.816	206.816

294

608

Assemblea Ordinaria del 14 maggio 2020

ENEL S.p.A.

LISTA ESITO DELLE VOTAZIONE

Oggetto: Destinazione dell'utile di esercizio

FAVOREVOLI

Badge	Ragione Sociale	Proprio	Delega	Totale
**D	MUNICIPAL EMPLOYEES' ANNUITY AND BENEFIT FUND OF CHICAGO	0	19.928	19.928
**D	MUNICIPAL EMPLOYEES' ANNUITY AND BENEFIT FUND OF CHICAGO	0	116.900	116.900
**D	MUNICIPAL EMPLOYEES' ANNUITY AND BENEFIT FUND OF CHICAGO	0	32.519	32.519
**D	ESMOND HARMSWORTH 1998 FAMILY SETTLEMENT CODAN TRUST COMPANY LIMITED	0	286.952	286.952
**D	FIAM GLOBAL LOW VOLATILITY EQUITY FUND, L.P.	0	0	0
**D	UNITED NATIONS RELIEF AND WORKS AGENCY FOR PALESTINE REFUGEES IN THE NEAR EAST UNRWA HEADQUARTERS BAYADER WADI AL-SEER A	101.774	0	101.774
**D	UNITED NATIONS RELIEF AND WORKS AGENCY FOR PALESTINE REFUGEES IN THE NEAR EAST UNRWA HEADQUARTERS BAYADER WADI AL-SEER A	42.874	0	42.874
**D	US RETIREMENT TRUST	0	35.158	35.158
**D	VIRGINIA C. MARS REVOCABLE TRUST DATED AUGUST 6, 1991	0	3.648	3.648
**D	WHEELS COMMON INVESTMENT FUND	0	70.663	70.663
**D	S. ROBSON WALTON 2010 TRUST	0	24.511	24.511
**D	JCW 1987 ARTICLE II DESC TRUST FBO TLM	0	3.451	3.451
**D	S. ROBSON WALTON 2009 GRAT NO. 4 ARTICLE II TRUST	0	19.379	19.379
**D	STUART L. WALTON FAMILY TRUST UAD 3/19/13	0	30.928	30.928
**D	FLEURI HOLDINGS LLC	0	17.620	17.620
**D	EXELON CORPORATION NUCLEAR DECOMMISSION TRUST - NON TAX QUALIFIED	0	4.744	4.744
**D	HRW TESTAMENTARY TRUST NO. 7	0	87.625	87.625
**D	FOLGER LEVIN LLP PROFIT SHARING PLAN AND TRUST FOLGER LEVIN LLP	0	13.123	13.123
**D	THE BUILDERS INITIATIVE INC	0	180.288	180.288
**D	THOMAS L. WALTON FAMILY TRUST UAD 03/19/13	0	12.440	12.440
**D	SAFORD UNIVERSITY PENSION PLAN TRUST	0	8.901	8.901
**D	FRANKOR NOMINEES LIMITED ACTING IN ITS CAPACITY AS NOMINEE FOR DAVID H AROLDD PRINDLE BRADBURY	0	31.807	31.807
**D	MASTER TRUST AGREEMENT BETWEEN PEIZER INC AND THE NORTHERN TRUST COMPANY	0	1.320.262	1.320.262
**D	PHILLIPS 66 RETIREMENT PLAN TRUST	0	470.880	470.880
**D	FREEPORT MINERALS CORPORATION DEFINED BENEFIT MASTER TRUST FREEFOR T - MCMORAN	0	107.400	107.400
**D	FRANOR NOMINEES LIMITED ACTING IN ITS CAPACITY AS NOMINEE FOR GEORGE SWITHIN RODDIS BRADBURY	0	31.804	31.804
**D	GOG PARTNERS GLOBAL EQUITY FUND - GOG PARTNERS SERIES LLC CAPITAL SERVICES INC	0	753.586	753.586
**D	GOG PARTNERS INTERNATIONAL EQUITY FUND - GOG PARTNERS SERIES LLC CAPITAL SERVICES INC.	0	3.512.160	3.512.160
**D	GOG PARTNERS RESTRICTED GLOBAL EQUITY FUND - GOG PARTNERS SERIES LLC CAPITAL SERVICES INC	0	4.110.674	4.110.674
**D	JCW 1987 ARTICLE II DESC TRUST FBO JMW DTD 1/1/2012	0	12.156	12.156
**D	GULF INTERNATIONAL BANK (UK) LIMITED	0	3.524	3.524
**D	HACKENSACK MERIDIAN HEALTH MASTER RETIREMENT TRUST	0	10.497	10.497
**D	HONEYWELL SAVINGS AND OWNERSHIP PLAN MASTER TRUST	0	147.800	147.800
**D	JCW 1987 ARTICLE II DESC TRUST FBO SLN	0	124.187	124.187
**D	JCW 1987 ARTICLE II DESC TRUST FBOAAP C/O WALTON ENTERPRISES LLC	0	3.074	3.074
**D	OAKLAND COUNTY VEBA	0	2.172	2.172
**D	HSBC - NORTH AMERICA (U.S.) PENSION TRUST	0	176.049	176.049
**D	OLIN PENSION PLANS MASTER RETIREMENT TRUST	0	246.273	246.273
**D	NEW CHURCH INVESTMENT FUND	0	25.708	25.708
**D	LSV INTERNATIONAL VALUE EQUITY TRUST	0	14.837	14.837
**D	LTW INVESTMENTS LLC	0	1.661.700	1.661.700
**D		0	187.424	187.424

LISTA ESITO DELLE VOTAZIONE

Oggetto: Destinazione dell'utile di esercizio

FAVOREVOLI

Badge	Ragione Sociale	Proprio	Delega	Totale
**D	CLINTON NUCLEAR POWER PLANT QUALIFIED FUND CLINTON NUCLEAR POWER PLANT QUALIFIED FUND	0	18.892	18.892
**D	CHURCH OF ENGLAND INVESTMENT FUND FOR PENSIONS	0	195.050	195.050
**D	THE AVI CRAI FOUNDATION	0	14.470	14.470
**D	ALICE A PROIETTI FAMILY TRUST UAD 09/27/13	0	14.146	14.146
**D	INDUSTRIAL ALLIANCE INSURANCE AND FINANCIAL SERVICES INC.	0	455.000	455.000
**D	INTER AMERICAN DEVELOPMENT BANK STAFF RETIREMENT FUND	0	510.873	510.873
**D	INTER AMERICAN DEVELOPMENT BANK STAFF RETIREMENT FUND	0	18.130	18.130
**D	CHICAGO COMMUNITY FOUNDATION	0	202.858	202.858
**D	CYSTIC FIBROSIS FOUNDATION	0	3.904	3.904
**D	ARVEST FOUNDATION	0	22.403	22.403
**D	BECTION DICKINSON AND COMPANY MASTER RETIREMENT TRUST	0	99.740	99.740
**D	BECTION DICKINSON AND COMPANY MASTER RETIREMENT TRUST	0	171.790	171.790
**D	MASTER TRUST FOR CERTAIN TAX-QUALIFIED BECHTEL RETIREMENT PLANS QUALIFIED BECHTEL RETIREMENT PLANS	0	44.487	44.487
**D	MASTER TRUST FOR CERTAIN TAX-QUALIFIED BECHTEL RETIREMENT PLANS QUALIFIED BECHTEL RETIREMENT PLANS	0	199.069	199.069
**D	INTERNATIONAL MONETARY FUND STAFF RETIREMENT PLAN '700	0	60.508	60.508
**D	JIK INVESTMENTS L.P.	0	36.053	36.053
**D	DAUGHTERS OF CHARITY OF ST. VINCENT DE PAUL PROVINCE OF THE WEST	0	193.233	193.233
**D	BEL45 CAPITAL PARTNERS LLC BEL45 CAPITAL PARTNERS LLC	0	28.540	28.540
**D	SHELBY COUNTY OPEB TRUST	0	2.545.690	2.545.690
**D	SHELBY COUNTY RETIREMENT SYSTEM	0	477.000	477.000
**D	MOBIUS LIFE LIMITED	0	679.760	679.760
**D	SARASIN GLOBAL HIGHER DIVIDEND	0	835.211	835.211
**D	SARASIN GLOBAL EQUITY REAL RETURN	0	345.804	345.804
**D	THE JUNIPER FUND	0	20.195	20.195
**D	SARASIN THEMATIC GLOBAL EQUITY	0	664.621	664.621
**D	THE MAZENER FUND	0	1.057.730	1.057.730
**D	DIVERSIFICATION FUND ICVC	0	4.507	4.507
**D	SARASIN GLOBAL DIVIDEND	0	23.805	23.805
**D	COMMONWEALTH GLOBAL SHARES FUND	0	19.608	19.608
**D	THEODORE SPENCER REVOCABLE TRUST	0	45.450	45.450
**D	R. BLANE WALTER C/O TALISMAN CAPITAL	0	16.741	16.741
**D	MARY K MC QUISTON MCCAW	0	15.287	15.287
**D	MURIEL MCBRIEN KAUFMAN FOUNDATION	0	243.909	243.909
**D	CITY OF AUSTIN EMPLOYEES RETIREMENT SYSTEM	0	176.043	176.043
**D	CULTURAL INSTITUTIONS PENSION PLAN TRUST CULTURAL INSTITUTIONS RETIREMENT SYSTEM	0	15.445	15.445
**D	CULTURAL INSTITUTIONS PENSION PLAN TRUST CULTURAL INSTITUTIONS RETIREMENT SYSTEM	0	83.364	83.364
**D	JO HAMERO CAPITAL MANAGEMENT DK UMBRELLA FUND C/O JO HAMERO CAPITAL MANAGEMENT	0	213.382	213.382
**D	JO HAMERO CAPITAL MANAGEMENT DK UMBRELLA FUND C/O JO HAMERO CAPITAL MANAGEMENT	0	26.994	26.994
**D	DOMINION RESOURCES INC. MASTER TRUST	0	7.025	7.025
**D	JOHCM INTERNATIONAL SMALL CAP EQUITY FUND	0	21.818	21.818
**D	FUNDO DE PENSORES ALAMEDA DE CARLOS D' ASSUMPÇÃO	0	10.589	10.589
**D	GANNETT RETIREMENT PLAN MASTER TRUST GANNETT RETIREMENT PLAN MASTER TRUST	0	1.412.989	1.412.989
**D	GANNETT RETIREMENT PLAN MASTER TRUST GANNETT RETIREMENT PLAN MASTER TRUST	0	0	0
**D	JOSHUA GREEN CORPORATION 1425	0	0	0
**D	JOHN AND TERRY LEVIN REVOCABLE TRUST	0	0	0
**D	BARING GLOBAL OPPORTUNITIES UMBRELLA FUND	0	0	0
**D	BEAT DRUGS FUND ASSOCIATION	0	0	0
**D	HONG KONG SAR GOVERNMENT EXCHANGE FUND	0	0	0

660

64

LISTA ESITO DELLE VOTAZIONE

Oggetto: Destinazione dell'utile di esercizio

FAVOREVOLI

Badge	Ragione Sociale	Proprio	Delega	Totale
**D	HONG KONG SAR GOVERNMENT EXCHANGE FUND	0	9.588.926	9.588.926
**D	THE CHINESE UNIVERSITY OF HONG KONG STAFF SUPERANNUATION SCHEME	0	2.917	2.917
**D	PUBLIC PENSION AGENCY	0	2.246.173	2.246.173
**D	PUBLIC PENSION AGENCY	0	2.091.768	2.091.768
**D	PUBLIC PENSION AGENCY	0	1.366.013	1.366.013
**D	INTER AMERICAN DEVELOPMENT BANK	0	222.288	222.288
**D	PRO-GEN INVESTMENTS LLC	0	14.591	14.591
**D	PLURIBUS LABS GLOBAL CORE EQUITY MASTER FUND LP	0	4.475	4.475
**D	CINDY SPRINGS, LLC	0	654.176	654.176
**D	RDM LIQUID LLC	0	146.024	146.024
**D	NTGI-QM COMMON DAILY ALL COUNTRY WORLD EX-US INVESTABLE MARKET INDEX FUND - NON LENDING	0	246.015	246.015
**D	JOHN GARDNER PERENCHIO IRREVOCABLE	0	34.565	34.565
**D	SALIX, LLC	0	50.186	50.186
**D	SANFORD C. BERNSTEIN AND CO DET TAX MANAGED INTERNATIONAL BLEND SERIES	0	100.065	100.065
**D	SENTINEL INTERNATIONAL FUND	0	94.010	94.010
**D	SIM GLOBAL BALANCED TRUST.	0	2.395	2.395
**D	SIM PORTFOLIO LLC	0	59.658	59.658
**D	THYSSEN GLOBAL INVESTMENTS CORP	0	4.211	4.211
**D	MALACHITE 35 TRUST	0	18.699	18.699
**D	JOHN HANCOCK DIVERSIFIED REAL ASSETS FUND	0	371.504	371.504
**D	FCM INTERNATIONAL LLC	0	22.820	22.820
**D	SHIMODA HOLDINGS, LLC	0	2.517	2.517
**D	801 INVESTMENTS LLC	0	76.416	76.416
**D	MALACHITE 35 TRUST	0	92.705	92.705
**D	MS FUND LP	0	50.743	50.743
**D	WAM INVESTMENTS, LLC	0	9.392	9.392
**D	GLOBAL BOND FUND WAYCROSSE INC	0	476.466	476.466
**D	SILVER GROWTH FUND, LP	0	16.237	16.237
**D	MFC INTERNATIONAL FUND LLC	0	3.288	3.288
**D	JULIA IRNE KAUFFMAN REVOCABLE TRUST	0	13.507	13.507
**D	KARSH LIVING TRUST	0	36.305	36.305
**D	82A HOLDINGS, LLC	0	120.154	120.154
**D	NELKE PARTNERSHIP C/O NORTHERN TRUST COMPANY MANAGER	0	12.132	12.132
**D	OMEGA FFIP LIMITED PARTNERSHIP	0	33.136	33.136
**D	ORANA HOLDINGS LLC	0	647.300	647.300
**D	ORIZABA, LP	0	23.138	23.138
**D	MF INTERNATIONAL FUND LLC	0	15.300	15.300
**D	ITW GROUP HOLDINGS, LLC	0	398.681	398.681
**D	LSV INTERNATIONAL (AC) VALUE EQUITY FUND, LP	0	1.722.800	1.722.800
**D	LEHMAN-STAMM FAMILY PARTNERS LLC LEHMAN-STAMM FAMILY PARTNERS LLC	0	2.670	2.670
**D	KENT COUNTY COUNCIL SUPERANNUATION FUND	0	1.247.343	1.247.343
**D	LEGAL AND GENERAL MSCI EAFE FUND LLC	0	792.159	792.159
**D	LAKE AVENUE INVESTMENTS, LLC	0	339.814	339.814

89

66

LISTA ESITO DELLE VOTAZIONE

Oggetto: Destinazione dell'utile di esercizio

FAVOREVOLI

Badge	Ragione Sociale	Proprio	Delega	Totale
**D	THE JHUT MASTER INVESTMENT PARTNERS HIP LLP C/O JACOBUS WEALTH MANAGEMENT	0	13.127	13.127
**D	LABORERS' AND RETIREMENT BOARD EMPLOYEES' ANNUITY AND BENEFIT FUND OF CHICAGO	0	5.983	5.983
**D	INTERNATIONAL EQUITY FUND	0	311.637	311.637
**D	INTERVENTURE EQUITY INVESTMENTS LIMITED	0	44.290	44.290
**D	LIVFORSKRINGSBOLAGET SKANDIA OMSIEDIGT	0	3.221.650	3.221.650
**D	LSV INTERNATIONAL CONCENTRATED EQUITY FUND, LP	0	746.100	746.100
**D	MAN NUMERIC ALTERNATIVE RISK PREMIA VALUE C/O CITCO TRUSTEES (CAYMAN) LIMITED	0	2.942.100	2.942.100
**D	HASLAM FAMILY INVESTMENT PARTNERSHI	0	3.696	3.696
**D	INTERNATIONAL EXPATRIATE BENEFIT MASTER TRUST	0	37.661	37.661
**D	MONDRIAN FUNDS PUBLIC LIMITED COMPANY MONDRIAN FUNDS PUBLIC LIMITED COMPANY	0	8.169	8.169
**D	NTGI-QM COMMON DAILY EAFE INDEX FUND - NON LENDING	0	821.401	821.401
**D	MONDRIAN GLOBAL ALL COUNTRIES WORLD EQUITY FUND, L.P.	0	5.481	5.481
**D	MONDRIAN INTERNATIONAL EQUITY ESG FUND L.P.	0	394.115	394.115
**D	ATIVO INTERNATIONAL EQUITY FUND LP	0	90.640	90.640
**D	NATIONAL RAILROAD RETIREMENT INVESTMENT TRUST	0	676.761	676.761
**D	CARNELIAN INVESTMENT MANAGEMENT LLC	0	187.992	187.992
**D	CARROLL AVENUE PARTNERS LLC	0	3.325	3.325
**D	CHEP GLOBAL SECURITIES LP	0	1.334	1.334
**D	BETTER BE GOOD LLC	0	8.700	8.700
**D	FIDDLER PARTNERS LLC	0	3.119	3.119
**D	NATIONAL WESTMINSTER BANK PLC AS TRUSTEE OF SARASIN ENDOWMENTS FUND	0	3.292.677	3.292.677
**D	EVA VALLEY MA1 LLC	0	62.781	62.781
**D	SHY LLC	0	41.283	41.283
**D	AJO GLOBAL MARKET-NEUTRAL FUND LTD	0	2.280	2.280
**D	NATIONAL WESTMINSTER BANK PLC AS TRUSTEE OF SARASIN INCOME AND RESERVES FUND	0	76.406	76.406
**D	FOURTH AVENUE INVESTMENT COMPANY	0	44.768	44.768
**D	DYNASTY INVEST, LTD.	0	16.256	16.256
**D	DELFINCO, LP	0	47.720	47.720
**D	DEI LP EQUITY (PASSIVE)	0	11.494	11.494
**D	AVALON PORTFOLIO II, LLC	0	2.447	2.447
**D	CENTERSQUARE INVESTMENT MANAGEMENT LLC	0	3.660	3.660
**D	SUSTAINABLE INSIGHT GLOBAL ESG PASSIVE PLUS FUND LLC	0	3.576	3.576
**D	ASCENSION ALPHA FUND, LLC	0	1.078.633	1.078.633
**D	K INVESTMENTS SH LIMITED	0	1.111.424	1.111.424
**D	PZENA GLOBAL VALUE FUND 2 DST	0	212.011	212.011
**D	PZENA INTERNATIONAL EX-US FOCUSED VALUE FUND DST A SERIES OF PZENA VALUE TRUST	0	136.508	136.508
**D	LEGAL AND GENERAL INVESTMENTS LLC	0	173.998	173.998
**D	PERMANENT FUND INVESTMENTS LLC	0	57.163	57.163
**D	NTGI-QM COMMON DAILY EAFE INDEX FUND - LENDING	0	658.946	658.946
**D	SANFORD C. BERNSTEIN AND CO DBT INTERNATIONAL VALUE SERIES	0	217.333	217.333
**D	NTGI - QM COMMON DAILY ALL COUNTRY WORLD EX-US EQUITY INDEX FUND - LENDING	0	445.251	445.251
**D	NATIONAL WESTMINSTER BANK PLC AS TRUSTEE OF SARASIN CLIMATE ACTIVE EN DONMENTS FUND	0	553.888	553.888
**D	PZENA VALUE TRUST	0	14.521	14.521

912

LISTA ESITO DELLE VOIAZIONE

Oggetto: Destinazione dell'utile di esercizio

FAVOREVOLI

Badge	Ragione Sociale	Proprio	Delega	Totale
**D	UNITED NATIONS JOINT STAFF PENSION FUND	0	6.400.000	6.400.000
**D	INTERNATIONAL MONETARY FUND STAFF RETIREMENT PLAN	0	10.994	10.994
**D	INTERNATIONAL MONETARY FUND STAFF RETIREMENT PLAN	0	598.817	598.817
**D	INTERNATIONAL MONETARY FUND STAFF RETIREMENT PLAN 700	0	844.974	844.974
**D	INTERNATIONAL WESTMINSTER BANK AS TRUSTEE OF EDEN INVESTMENT FUND	0	68.637	68.637
**D	NATWEST DEP SW SVSTPI IBI GS C	0	354.898	354.898
**D	THE PUBLIC INSTITUTION FOR SOCIAL SECURITY	0	581.871	581.871
**D	THE PUBLIC INSTITUTION FOR SOCIAL SECURITY	0	617.500	617.500
**D	THE PUBLIC INSTITUTION FOR SOCIAL SECURITY	0	435.091	435.091
**D	NATWEST TRUSTEE AND DEPOSITARY SERVICES LIMITED AS TRUSTEE OF TM MASONIC CHARITABLE FOUNDATION INVESTMENT FUND	0	0	102.089
**D	MONDRIAN ALL COUNTRIES WORLD EX-US EQUITY FUND LP	0	2.898.040	2.898.040
**D	MONDRIAN INTERNATIONAL EQUITY FUND L.P.	0	10.598.980	10.598.980
**D	NATIONAL COUNCIL FOR SOCIAL SEC FUND	0	549.523	549.523
**D	NATIONAL COUNCIL FOR SOCIAL SECURITY FUND.	0	102.263	102.263
**D	NATIONAL COUNCIL FOR SOCIAL SECURITY FUND.	0	101.319	101.319
**D	NAGEE ANN POLYTECHNIC	0	2.220	2.220
**D	NATIONAL COUNCIL FOR SOCIAL SEC FUND	0	1.087.614	1.087.614
**D	FIDELITY INVESTMENT TRUST: FIDELITY INTERNATIONAL CAPITAL APPRECIATION FUND	0	6.322.200	6.322.200
**D	FIDELITY INVESTMENT TRUST: FIDELITY DIVERSIFIED INTERNATIONAL K6 FUND	0	2.090.486	2.090.486
**D	FIDELITY SALEM STREET TRUST: FIDELITY FLEX INTERNATIONAL INDEX FUND	0	169.241	169.241
**D	FIDELITY SALEM STREET TRUST: FIDELITY INTERNATIONAL VALUE FUND	0	1.244.300	1.244.300
**D	FIDELITY SALEM STREET TRUST: FIDELITY SERIES GLOBAL EX U.S. INDEX FUND	0	5.593.466	5.593.466
**D	FIDELITY INVESTMENT TRUST: FIDELITY INFRASTRUCTURE FUND	0	69.579	69.579
**D	ERIKA J. GLAZER 1985 TRUST	0	69.515	69.515
**D	EMERSON GLAZER TRUST OF 1989	0	15.740	15.740
**D	MONDRIAN GLOBAL EQUITY ESG FUND LP	0	4.725	4.725
**D	LSV GLOBAL CV EQUITY FUND, LP	0	117.000	117.000
**D	HS PORTFOLIO LP	0	33.563	33.563
**D	H AND S INVESTMENTS I LP	0	17.281	17.281
**D	DOUBLE DIGIT CAGR LLC	0	31.768	31.768
**D	BERNSTEIN GLOBAL STYLE BLEND SERIES	0	64.800	64.800
**D	MONDRIAN GLOBAL EQUITY FUND, L.P.	0	106.907	106.907
**D	BERNSTEIN TAX-MANAGED GLOBAL STYLE BLEND SERIES	0	195.480	195.480
**D	NEW OAK NOMINEES LIMITED	0	13.561	13.561
**D	PACIFIC SALMON COMMISSION	0	82.400	82.400
**D	PUBLIC SECTOR PENSION INVESTMENT BOARD	0	4.435.508	4.435.508
**D	HALLIFAX REGIONAL MUNICIPALITY MASTER TRUST	0	106.850	106.850
**D	MICHELIN NORTH AMERICA (CANADA) INC. MASTER TRUST	0	3.262	3.262
**D	HSEC U.S. EQUITY FUND	0	60.897	60.897
**D	HAGFORS LIMITED HE R AND H TRUST COMPANY LTD	0	65.527	65.527
**D	POLICEMEN'S ANNUITY AND BENEFIT FUND OF CHICAGO	0	88.740	88.740
**D	STICHTING BLUE SKY LIQUID ASSET FUNDS	0	916.606	916.606

613

BA

Assemblea Ordinaria del 14 maggio 2020

ENEL S.p.A.

LISTA ESITO DELLE VOTAZIONE
 Oggetto: Destinazione dell'utile di esercizio

FAVOREVOLI

Badge	Regione Sociale	Proprio	Delega	Totale
**D	NEW ZEALAND SUPERANNUATION FUND	0	99.120	99.120
**D	STATE UNIVERSITIES RETIREMENT SYSTEM	0	1.792.896	1.792.896
**D	COMMONWEALTH SUPERANNUATION CORPORATION AS TRUSTEE FOR ARIA INVESTMENTS TRUST	0	459.136	459.136
**D	MERCER PASSIVE INTERNATIONAL SHARES FUND	0	279.536	279.536
**D	MERCER OSS TRUST	0	423.500	423.500
**D	MERCER GLOBAL ENHANCED LOW VOLATILITY SHARES FUND	0	61.776	61.776
**D	LORD MAYORS CHARITABLE FUND	0	6.112	6.112
**D	QUEENSLAND INVESTMENT TRUST NO 2	0	82.771	82.771
**D	COMMONWEALTH GLOBAL SHARE FUND 28	0	59.229	59.229
**D	GOVERNMENT EMPLOYEES SUPERANNUATION BOARD	0	255.487	255.487
**D	GOVERNMENT EMPLOYEES SUPERANNUATION BOARD	0	407.993	407.993
**D	IAGM GLOBAL EQUITY TRUST	0	139.863	139.863
**D	QIC INTERNATIONAL EQUITIES FUND	0	115.235	115.235
**D	SAMFORD UNIVERSITY	0	9.556	9.556
**D	THE TRUSTEES OF THE HENRY SMITH CHARITY	0	175.464	175.464
**D	TYCO ELECTRONICS CORPORATION RETIREMENT SAVINGS AND INVESTMENT PLAN	0	47.510	47.510
**D	STP NUCLEAR OPERATING COMPANY RETIREMENT TRUST	0	2.893	2.893
**D	S. ROBSON WALTON 1999 CHILDRENS TRUST	0	22.740	22.740
**D	NATWEST TRUSTEE AND DEPOSITARY SERVICES LIMITED AS TRUSTEE OF THE MAID EN FUND	0	343.224	343.224
**D	OAKLAND COUNTY EMPLOYEES RETIREMENT SYSTEM	0	80.563	80.563
**D	NATIONAL RAILROAD RETIREMENT INVESTMENT TRUST	0	1.034.608	1.034.608
**D	NORTHERN TRUST GLOBAL INVESTMENTS COLLECTIVE FUNDS TRUST	0	19.194.815	19.194.815
**D	PRESBYTERIAN CHURCH (USA) FOUNDATION	0	53.873	53.873
**D	JOHN T WALTON FAMILY TRUST	0	124.531	124.531
**D	HRW TESTAMENTARY TRUST NO 2	0	32.139	32.139
**D	HRW TESTAMENTARY TRUST NO. 8	0	48.037	48.037
**D	HRW TESTAMENTARY TRUST NO. 9	0	46.017	46.017
**D	HRW TESTAMENTARY TRUST NO. 12	0	65.493	65.493
**D	HRW TESTAMENTARY TRUST NO 5	0	32.649	32.649
**D	HRW TRUST NO 4 UAD 01/17/03	0	33.778	33.778
**D	HRW TRUST NO 3 UAD 01/17/03	0	39.490	39.490
**D	HRW TESTAMENTARY TRUST NO 1	0	70.769	70.769
**D	HRW TESTAMENTARY TRUST NO 3	0	48.759	48.759
**D	HRW TRUST NO 1 UAD 01/17/03	0	42.407	42.407
**D	HRW TESTAMENTARY TRUST NO. 10	0	57.366	57.366
**D	HRW TRUST NO 2 UAD 01/17/03	0	46.269	46.269
**D	HRW TESTAMENTARY TRUST NO 4	0	32.492	32.492
**D	HRW TESTAMENTARY TRUST NO 6	0	60.587	60.587
**D	HRW TESTAMENTARY TRUST NO. 11	0	71.064	71.064
**D	OWENS CORNING DEFINED BENEFIT MASTER TRUST	0	19.624	19.624
**D	NORTHERN ENGAGE360 FUND	0	60.987	60.987
**D	NEW IRELAND ASSURANCE COMPANY PLC	0	5.022.269	5.022.269
**D	NORTHERN FUNDS - INTERNATIONAL EQUITY INDEX FUND	0	2.737.649	2.737.649

EM

666

LISTA ESITO DELLE VOTAZIONE

Oggetto: Destinazione dell'utile di esercizio

FAVOREVOLI

Badge	Regione Sociale	Proprio	Delega	Totale
**D	MICHIGAN CATHOLIC CONFERENCE	0	11.995	11.995
**D	MICHIGAN CATHOLIC CONFERENCE	0	83.012	83.012
**D	ASCENSION HEALTHCARE MASTER PENSION TRUST	0	547.012	547.012
**D	MICHIGAN CATHOLIC CONFERENCE MASTER PENSION TRUST	0	36.984	36.984
**D	MICHIGAN CATHOLIC CONFERENCE MASTER PENSION TRUST	0	191.061	191.061
**D	LOCKHEED MARTIN CORPORATION MASTER RETIREMENT TRUST	0	79.802	79.802
**D	LOCKHEED MARTIN CORPORATION MASTER RETIREMENT TRUST	0	561.459	561.459
**D	THE LEVERHULME TRUST	0	300.286	300.286
**D	THE LEVERHULME TRUST	0	1.046.511	1.046.511
**D	JTW TRUST NO. 2 UAD 9/19/02	0	37.736	37.736
**D	JTW TRUST NO. 4 UAD 9/19/02	0	39.892	39.892
**D	JTW TRUST NO. 1 UAD 9/19/02	0	28.500	28.500
**D	JTW TRUST NO. 3 UAD 9/19/02	0	28.855	28.855
**D	JTW TRUST NO. 5 UAD 9/19/02	0	20.274	20.274
**D	OAKLAND POLICE AND FIRE RETIREMENT SYSTEM	0	34.290	34.290
**D	HEWITT ASSOCIATES LLC 401K PLAN TRUST	0	46.775	46.775
**D	THE HEALTH FOUNDATION	0	293.984	293.984
**D	OLD WESTBURY MULTI-ASSET OPPORTUNITIES FUND	0	78.277	78.277
**D	FORD MOTOR COMPANY DEFINED BENEFIT MASTER TRUST	0	97.818	97.818
**D	COVENANT HEALTH	0	60.300	60.300
**D	EXELON FITZPATRICK QUALIFIED FUND	0	37.719	37.719
**D	ACORN 1998 TRUST	0	8.411	8.411
**D	EMERSON ELECTRIC CO. RETIREMENT MASTER TRUST	0	354.585	354.585
**D	EXELON PEACH BOTTOM UNIT 1 QUALIFIED FUND 10	0	3.743	3.743
**D	EMERSON ELECTRIC CO. RETIREMENT MASTER TRUST	0	152.400	152.400
**D	FORD MOTOR COMPANY DEFINED BENEFIT MASTER TRUST	0	195.658	195.658
**D	FLORIDA COLLEGE SAVINGS PROGRAM	0	4.103	4.103
**D	FRANCISCAN ALLIANCE, INC.	0	198.666	198.666
**D	COMBUSTION ENGINEERING 524(G) ASBESTOS PI TRUST PI TRUST	0	23.232	23.232
**D	CENTURYLINK, INC. DEFINED CONTRIBUTION PLAN MASTER TRUST	0	412.557	412.557
**D	CATERPILLAR INVESTMENT TRUST	0	349.892	349.892
**D	CATERPILLAR INVESTMENT TRUST	0	267.175	267.175
**D	CATERPILLAR INC MASTER RETIREMENT TRUST	0	868.425	868.425
**D	CATERPILLAR INC MASTER RETIREMENT TRUST	0	506.468	506.468
**D	BRISTOL-MYERS SQUIBB COMPANY MASTER RETIREMENT TRUST	0	25.183	25.183
**D	THE NORTHERN TRUST COMPANY SUB-ADVISED COLLECTIVE FUNDS TRUST	0	4.470.319	4.470.319
**D	NORTHERN FUNDS INTERNATIONAL GROWTH EQUITY FUND	0	90.414	90.414
**D	ALW 2010 FAMILY TRUST ALICE WALTONC/O WALTON ENTERPRISES LLC	0	423.465	423.465
**D	AON SAVINGS PLAN TRUST	0	125.031	125.031
**D	AON PENSION PLAN TRUST AON CORPORATION	0	40.525	40.525
**D	CALIFORNIA PHYSICIANS SERVICE D/B/A BLUE SHIELD OF CALIFORNIA	0	27.513	27.513
**D	AMERICAN HONDA MASTER RETIREMENT TRUST	0	546.330	546.330
**D	CITY OF MILWAUKEE EMPLOYEES RETIREMENT SYSTEM	0	177.096	177.096

GA

GIS

LISTA ESITO DELLE VOTAZIONE

Oggetto: Destinazione dell'utile di esercizio

FAVOREVOLI

Badge	Ragione Sociale	Proprio	Delega	Totale
**D	CHEVRON MASTER PENSION TRUST	0	807.706	807.706
**D	GUIDESTONE FUNDS INTERNATIONAL EQUITY FUND	0	1.143.157	1.143.157
**D	FLORIDA PREPAID COLLEGE PROGRAM	0	267.754	267.754
**D	CENTURYLINK, INC. DEFINED BENEFIT MASTER TRUST	0	339.346	339.346
**D	GUIDESTONE FUNDS INTERNATIONAL EQUITY INDEX FUND	0	395.596	395.596
**D	STICHTING INSTITUUT GAK	0	58.474	58.474
**D	ALFRED I. DUFOUR TESTAMENTARY TRUST	0	176.642	176.642
**D	CSAA INSURANCE EXCHANGE	0	35.533	35.533
**D	EMPLOYEES RETIREMENT FUND OF THE CITY OF DALLAS	0	42.360	42.360
**D	EMPLOYEES RETIREMENT FUND OF THE CITY OF DALLAS	0	166.868	166.868
**D	CITY OF LOS ANGELES FIRE AND POLICE PENSION PLAN	0	641.034	641.034
**D	INVESTMENT MASTER TRUST OF EXELIS INC.	0	350.638	350.638
**D	ILLINOIS MUNICIPAL RETIREMENT FUND	0	1.733.631	1.733.631
**D	ILLINOIS MUNICIPAL RETIREMENT FUND	0	2.146.885	2.146.885
**D	ILLINOIS MUNICIPAL RETIREMENT FUND	0	246.452	246.452
**D	ILLINOIS MUNICIPAL RETIREMENT FUND	0	577.196	577.196
**D	LOCKHEED MARTIN CORPORATION MASTER RETIREMENT TRUST	0	24.653	24.653
**D	LOCKHEED MARTIN CORPORATION MASTER RETIREMENT TRUST	0	128.853	128.853
**D	MERCY INVESTMENT SERVICES, INC.	0	154.900	154.900
**D	MISSOURI LOCAL GOVERNMENT EMPLOYEES RETIREMENT SYSTEM	0	37.099	37.099
**D	MARSH AND MCLENNAN MASTER RETIREMENT TRUST	0	414.100	414.100
**D	MARSH AND MCLENNAN MASTER RETIREMENT TRUST	0	67.779	67.779
**D	AMPERSAND INVESTMENTS LIMITED	0	407.185	407.185
**D	GOG PARTNERS GLOBAL EQUITY FUND	0	1.693.500	1.693.500
**D	NORTH DAKOTA STATE INVESTMENT BOARD	0	1.355.730	1.355.730
**D	OKLAHOMA PUBLIC EMPLOYEES RETIREMENT SYSTEM	0	140.000	140.000
**D	PREMIER GLOBAL INFRASTRUCTURE INCOME FUND	0	28.090	28.090
**D	UFCW UNION AND PARTICIPATING FOOD INDUSTRY EMPLOYERS TRI-STATE PENSION TRUST FUND	0	1.162.531	1.162.531
**D	UTAH STATE RETIREMENT SYSTEMS	0	0	0
**D	MASTER TRUST AGREEMENT UNDER VARIOUS EMPLOYEE BENEFIT PLANS UNILEVER UNITED STATES INC. AND ITS SUBSIDIARIES AND AFFILIA	30.548	0	30.548
**D	WYOMING RETIREMENT SYSTEM	0	183.665	183.665
**D	PROVIDENCE ST. JOSEPH HEALTH LONG TERM PORTFOLIO	0	258.900	258.900
**D	STANISLAUS COUNTY EMPLOYEES' RETIREMENT ASSOCIATION 832	0	481.900	481.900
**D	SCHLUMBERGER GROUP TRUST AGREEMENT	0	1.385.729	1.385.729
**D	SALT RIVER PIMA-MARICOPA INDIAN COMMUNITY	0	55.533	55.533
**D	SHRINERS HOSPITALS FOR CHILDREN	0	2.209.907	2.209.907
**D	SAN MATEO COUNTY EMPLOYEES' RETIREMENT ASSOCIATION	0	549.102	549.102
**D	CITY OF TALLAHASSEE	0	168.710	168.710
**D	HSBC GLOBAL TRUST FOR EMPLOYEE BENEFIT PLANS	0	603.325	603.325
**D	PYRAMIS GROUP TRUST	0	193.921	193.921
**D	FORD MOTOR COMPANY OF CANADA, LIMITED PENSION TRUST	0	44.477	44.477
**D	HSBC INTERNATIONAL EQUITY POOLED FUND	0	375.132	375.132
**D	NAV CANADA PENSION PLAN	0	61.298	61.298

3-834

gr

66

LISTA ESITO DELLE VOTAZIONE

Oggetto: Destinazione dell'utile di esercizio

FAVOREVOLI

Badge	Ragione Sociale	Proprio	Delega	Totale
**D	NAV CANADA PENSION PLAN	0	379.654	379.654
**D	NAV CANADA PENSION PLAN	0	105.336	105.336
**D	OPSEU PENSION PLAN TRUST FUND	0	51.970	51.970
**D	IWA - FOREST INDUSTRY PENSION PLAN 2100	0	367.680	367.680
**D	QUILTER INVESTORS	0	660.525	660.525
**D	LEGAL AND GENERAL EUROPEAN INDEX TRUST	0	4.498.754	4.498.754
**D	LEGAL AND GENERAL INTERNATIONAL INDEX TRUST	0	527.816	527.816
**D	LEGAL AND GENERAL GLOBAL EQUITY INDEX FUND	0	32.260	32.260
**D	LEGAL AND GENERAL FUTURE WORLD EQUITY FACTORS INDEX FUND	0	79.436	79.436
**D	LEGAL AND GENERAL FUTURE WORLD ESG DEVELOPED INDEX FUND	0	6.925	6.925
**D	RELIANCE TRUST INSTITUTIONAL RETIREMENT TRUST SERIES ELEVEN	0	3.773.237	3.773.237
**D	RELIANCE TRUST INSTITUTIONAL RETIREMENT TRUST SERIES TEN	0	2.712.052	2.712.052
**D	ROCKEFELLER CAPITAL MANAGEMENT UCIT S ICAV	0	195.158	195.158
**D	PZENA VALUE FUNDS PLC C/O SANNE	0	310.291	310.291
**D	STATE STREET GLOBAL ADVISORS GROSS ROLL UP UNIT TRUST	0	182.869	182.869
**D	SARASIN GLOBAL DIVIDEND (STERLING HEDGED)	0	521.272	521.272
**D	SARASIN GLOBAL HIGHER DIVIDEND (STERLING HEDGED)	0	610.297	610.297
**D	SARASIN GLOBALSAR - BALANCED (EUR)	0	311.300	311.300
**D	SARASIN GLOBALSAR - STRATEGIC FUND A SUB FUND OF SARASIN FUNDS ICVC	0	366.150	366.150
**D	SARASIN GLOBALSAR OPTIMA (EUR)	0	50.830	50.830
**D	PRESCIENT GLOBAL FUNDS PLC	0	46.150	46.150
**D	SARASIN IE DIVERSIFIED ENDOWMENTS FUND	0	155.907	155.907
**D	SARASIN IE GLOBAL EQUITY OPPORTUNITIES (GBP)	0	664.378	664.378
**D	BARING INVESTMENT FUNDS PLC	0	10.073	10.073
**D	BLACKROCK AUTHORISED CONTRACTUAL SCHEME I	0	6.536.882	6.536.882
**D	LEGAL AND GENERAL AUTHORISED CONTRACTUAL SCHEME	0	115.514	115.514
**D	TF INTERNATIONAL FUNDS PLC	0	44.651	44.651
**D	LEGAL AND GENERAL ICAV	0	207.698	207.698
**D	KEI INSTITUTIONAL FUND ICAV	0	747.040	747.040
**D	BRITISH COLUMBIA INVESTMENT MANAGEMENT CORPORATION	0	3.099.865	3.099.865
**D	STATE TEACHERS RETIREMENT SYSTEM OF OHIO	0	10.791.414	10.791.414
**D	SARASIN IE GLOBAL EQUITY OPPORTUNITIES (USD)	0	326.730	326.730
**D	BANCO NACIONAL DE PANAMA, ACTING AS TRUSTEE OF THE FIDEICOMISO DE FONDO DE AHORRO DE PANAMA	0	35.335	35.335
**D	SARASIN IE GLOBALSAR - DYNAMIC (GBP)	0	1.015.000	1.015.000
**D	IGPS CENTRAL AUTHORISED CONTRACTUAL SCHEME	0	1.580.754	1.580.754
**D	UBS COMMON CONTRACTUAL FUND	0	2.648	2.648
**D	QSUPER	0	114.387	114.387
**D	TAMESIDE METROPOLITAN BOROUGH COUNCIL AS THE ADMINISTERING AUTHORITY OF THE GREATER MANCHESTER PENSION FUND	0	0	454.551
**D	454.551			
**D	LF WALES PENSION PARTNERSHIP (WALES PE) ASSET POOLING ACS UMBRELLA	0	1.919.140	1.919.140
**D	BLACKROCK UCITS CCF. BLACKROCK ASSET MANAGEMENT IRELAND LIMITED	0	515.345	515.345
**D	INTERNATIONAL BANK FOR RECONSTRUCTION AND DEVELOPMENT ON BEHALF OF THE WORLD BANK GROUP TRUST FUNDS	0	0	38.836
	38.836			

GA

LISTA ESITO DELLE VOTAZIONE

Oggetto: Destinazione dell'utile di esercizio

FAVOREVOLI

Badge	Ragione Sociale	Proprio	Delega	Totale
**D	WEST YORKSHIRE PENSION FUND	0	1.750.000	1.750.000
**D	CLEARWATER INTERNATIONAL FUND	0	84.847	84.847
**D	FIDELITY ADVISOR SERIES VIII: FIDELITY ADVISOR DIVERSIFIED INTERNATIONAL FUND	0	1.129.400	1.129.400
**D	MERSEYSIDE PENSION FUND	0	1.575.819	1.575.819
**D	UNIVEST	0	736.999	736.999
**D	STICHTING BEDRIJFSTAKPENSIOENFONDS VOOR HET SCHOONMAAK EN GLAZENWASSER SBEDRIJF	0	322.368	322.368
**D	STICHTING BEDRIJFSTAKPENSIOENFONDS VOOR HET BEROEPSVERVOER OVER DE WEG	0	601.023	601.023
**D	FUARDE AP-FONDEN	0	605.592	605.592
**D	STICHTING BEDRIJFSTAKPENSIOENFONDS ZORGVERZEKERAARS	0	480.938	480.938
**D	SCHUMBERGER INTERNATIONAL STAFF RETIREMENT FUND FCP-SIF	0	1.100.076	1.100.076
**D	STICHTING BEDRIJFSTAKPENSIOENFONDS VOOR HET LEVENSMIDDELENBEDRIJF	0	255.460	255.460
**D	NORTHERN TRUST UCITS FGR FUND	0	1.508.994	1.508.994
**D	ANDRA AP-FONDEN	0	1.030.880	1.030.880
**D	ROBECO INSTITUTIONAL UMBRELLA FUND	0	101.050	101.050
**D	STICHTING BEDRIJFSTAKPENSIOENFONDS VOOR DE DETAILHANDEL	0	3.473.960	3.473.960
**D	BROOKFIELD GL. LISTED INFR.UCITS FD	0	915.400	915.400
**D	BROOKFIELD RL ASSETS SECUR UCITS FD	0	33.600	33.600
**D	DANSKE INVEST SICAV EUROPA (SEK)	0	122.691	122.691
**D	DANSKE INVEST SICAV GLOBAL INDEX	0	420.224	420.224
**D	DANSKE INVEST SICAV SRI GLOBAL	0	139.897	139.897
**D	LGT SLC II EQ EMV (USD) - POOL AC	0	61.039	61.039
**D	INVESTING	0	318.082	318.082
**D	SARASIN IE GLOBALSAR - DYNAMIC (USD)	0	348.100	348.100
**D	SARASIN IE GLOBALSAR - INCOME (GBP)	0	155.000	155.000
**D	SARASIN IE GLOBALSAR - STRATEGIC (EUR)	0	103.400	103.400
**D	UBI SICAV (GLOBAL EQUITY)	0	690.447	690.447
**D	SARASIN IE GLOBALSAR - STRATEGIC (GBP)	0	123.039	123.039
**D	VONTOBEL ASSET MANAGEMENT S.A	0	437.328	437.328
**D	SARASIN IE GLOBALSAR - STRATEGIC (USD)	0	93.400	93.400
**D	DANSKE INVEST SICAV EUROPE	0	215.944	215.944
**D	EEPA-QCE-EUROPEAN EQUITIES POOL A	0	276.080	276.080
**D	EGEP - QCF - GLOBAL EQUITY POOL B	0	32.610	32.610
**D	UNIVERSE THE CMI CONTINEN. EUROPEANEQUITY	0	770.557	770.557
**D	VONTOBEL FUND (CH) - VESCORE GLOBALEQUITY MULTIFACTOR OLIVIER SCHALBETTER VONTOBEL FONDS SERVICES AG	0	990	990
**D	990			
**D	VARIOPARTNER (CH) -3- ALPHA MEGATRENDS	0	35.923	35.923
**D	CMLA GLOBAL LOW VOLATILITY EQUITY FUND	0	77.852	77.852
**D	KB BROOKFIELD GLOBAL SUSTAINABLE NERGY INFRA SECURITIES MASTER FUND(USD) (EQUITY)	0	12.100	12.100
**D	CMLA INDEXED GLOBAL SHARE FUND	0	53.982	53.982
**D	LEGAL AND GENERAL ASSURANCE PENSIONS MANAGEMENT LIMITED	0	32.622.880	32.622.880
**D	IRISH LIFE ASSURANCE.	0	8.877	8.877
**D	IRISH LIFE ASSURANCE.	0	2.531.955	2.531.955
**D	IRISH LIFE ASSURANCE.	0	33.638	33.638

EPA

CIP

Assemblea Ordinaria del 14 maggio 2020

LISTA ESITO DELLE VOTAZIONE

Oggetto: Destinazione dell'utile di esercizio

FAVOREVOLI

Badge	Ragione Sociale	Proprio	Delega	Totale
**D	IRISH LIFE ASSURANCE.	0	154.101	154.101
**D	IRISH LIFE ASSURANCE PLC	0	1.838.704	1.838.704
**D	JUPITER RESPONSIBLE INCOME FUND	0	150.000	150.000
**D	GQG GLOBAL UCITS ICAV	0	1.332.336	1.332.336
**D	J O HAMRO CAPITAL MANAGEMENT GLOBAL OPPORTUNITIES FUND	0	3.246.015	3.246.015
**D	STICHTING MN SERVICES	0	5.537.958	5.537.958
**D	STICHTING PENSIOENFONDS METAAL EN TECHNIEK MN SERVICES	0	1.500.682	1.500.682
**D	UBS CANADA	0	64.086	64.086
**D	ZURICH LIFE ASSURANCE PLC	0	5.417.611	5.417.611
**D	COLONIAL FIRST STATE	0	123.528	123.528
**D	OLD MUTUAL GLOBAL INVESTORS	0	26.775	26.775
**D	CFSIL ATF CMA INTERNATIONAL SHARE FUND	0	67.763	67.763
**D	STICHTING MN SERVICES AANDELENFONDS EUROPA	0	794.509	794.509
**D	LEGAL AND GENERAL INVESTMENT MANAGEMENT	0	65.170	65.170
**D	LEGAL AND GENERAL	0	537.936	537.936
**D	LEGAL AND GENERAL ASSURANCE SOCIETY LIMITED	0	84.285	84.285
**D	STANDARD LIFE ASSURANCE LIMITED	0	15.621.196	15.621.196
**D	THE TRUSTEES OF THE STANDARD LIFE SCHEME	0	1.291.376	1.291.376
**D	SLIC - EUROPEAN EQUITY GROWTH FUND	0	367.401	367.401
**D	SLIC - GLOBAL EQUITY INCOME FUND	0	507.586	507.586
**D	CITIBANK INTERNATIONAL PLC AS TRUSTEE CITIBANK INT.FLC	0	18.608.686	18.608.686
**D	INVESCO POOLED INVESTMENT FUND - EUROPE FUND	0	304.759	304.759
**D	AEON CUSTODY B.V	0	103.093	103.093
**D	AEON CUSTODY B.V	0	929.464	929.464
**D	THE NOMURA TRUST AND BANKING CO LTD	0	469.367	469.367
**D	THE NOMURA TRUST AND BANKING CO LTD	0	18.148	18.148
**D	BERESFORD FUNDS PLC	0	34.852	34.852
**D	SLIC II - STANDARD LIFE INVESTMENTS	0	1.367.064	1.367.064
**D	SARASIN THEMATIC GLOBAL EQUITY (STERLING HEDGED)	0	448.365	448.365
**D	PRINCIPAL TRUST COMPANY (ASIA LIMITED)	0	312.505	312.505
**D	CFSIL - COMMONWEALTH GLOBAL SHARE FUND 22	0	1.199.394	1.199.394
**D	CFSIL - COMMONWEALTH GLOBAL SHARE FUND 23	0	361.060	361.060
**D	COLONIAL FIRST STATE INVESTMENTS LIMITED	0	106.613	106.613
**D	ABERDEEN STANDARD OEIC II - ASI EUROPE EX UK INCOME EQUITY FUND	0	5.228.732	5.228.732
**D	STICHTING PGGM DEPOSITARY	0	15.668.010	15.668.010
**D	MACQUARIE INVESTMENT MANAGEMENT LIMITED	0	768.075	768.075
**D	INTERNATIONAL EQUITIES FUND	0	97.409	97.409
**D	PRINCIPAL MFF EUROPEAN EQUITY FUND	0	332.712	332.712
**D	NATIONAL COUNCIL FOR SOCIAL SECURITY FUND.	0	121.476	121.476
**D	AEON CUSTODY B.V.	0	423.000	423.000
**D	LEGG MASON INC	0	2.200	2.200
**D	CFSIL - COLONIAL FIRST STATE GLOBAL ASSET MANAGEMENT MULTI SECTOR TRUST 1	0	3.123	3.123
**D	SDA INTL EQUITY INDEX FD WORLD	0	211.448	211.448

EPA

GIP

LISTA ESITO DELLE VOTAZIONE

Oggetto: Destinazione dell'utile di esercizio

FAVOREVOLI

Badge	Ragione Sociale	Proprio	Delega	Totale
**D	EATON VANCE INTERNATIONAL (IRELAND)	0	7.377	7.377
**D	CBOS-CBGS-WGSS07	0	105.419	105.419
**D	BRICKLAYERS + TROWEL TRADES INTERNATIONAL PENSION FUND	0	94.900	94.900
**D	UNITED FOOD + COMMERCIAL WORKERS FOR EMPLOYEES	0	95.200	95.200
**D	ARCHDIOCESE OF DETROIT	0	38.334	38.334
**D	SIGNATURE GLOBAL INCOME AND GROWTH FUND	0	1.584.600	1.584.600
**D	THREADNEEDLE (LUX) COLUMBIA THREADNEEDLE INVESTMENTS	0	124.776	124.776
**D	JANUS HENDERSON CAPITAL FUNDS PLC	0	272.048	272.048
**D	CBOSC ATF CW BK GRP SUP WGSS08	0	43.922	43.922
**D	PINEBRIDGE FUND SERIES PINEBRIDGE EUROPE EQUITY FUND	0	304.450	304.450
**D	SOLARI LANE TRUST	0	52.630	52.630
**D	CITIBANK INTERNATIONAL PLC	0	1.787.516	1.787.516
**D	STANDARD LIFE WEALTH ACER FUND CITIBANK INTERNATIONAL PLC	0	66.313	66.313
**D	OLD MUTUAL EUROPEAN EQUITY (EX UK FUND A SUB FUND OF OLD MUTUAL INVESTMENT FUNDS SERIES II	0	17.248	17.248
**D	JOHN HANCOCK VARIABLE INSURANCE TRUST INTERNATIONAL VALUE TRUST	0	272.870	272.870
**D	JOHN HANCOCK VARIABLE INSURANCE TRUST INTERNATIONAL EQUITY INDEX TRUST	0	290.158	290.158
**D	JOHN HANCOCK FUNDS II INTERNATIONAL VALUE FUND	0	228.671	228.671
**D	VICTORY TRIVALENT INTERNATIONAL FUND - CORE EQUITY	0	124.414	124.414
**D	LEGAL AND GENERAL COLLECTIVE INVESTMENT TRUST	0	1.878.421	1.878.421
**D	VICTORY CAPITAL INTERNATIONAL COLLECTIVE INVESTMENT TRUST	0	48.766	48.766
**D	COMMONWEALTH SPECIALIST FUND 36	0	92.296	92.296
**D	CECIL RE COLONIAL FIRST STATE INVESTMENT FUND 10	0	271.442	271.442
**D	STANDARD LIFE INVESTMENTS LIABILITY SOLUTIONS ICAV	0	180.441	180.441
**D	NEUBURG NOMINEES LIMITED INVESTORS WHOLESALÉ GLOBAL EQUITY (INDEX) TRUST	0	335.327	335.327
**D	LATVIJAS BANKA	0	99.499	99.499
**D	VICTORY RS GLOBAL FUND	0	141.881	141.881
**D	VICTORY RS INTERNATIONAL FUND	0	919.647	919.647
**D	VICTORY RS INTERNATIONAL VIP SERIES	0	410.187	410.187
**D	JOHN HANCOCK FUNDS II INTERNATIONAL STRATEGIC EQUITY ALLOCATION FUND	0	509.359	509.359
**D	MACQUARIE MULTI-FACTOR FUND	0	127.774	127.774
**D	HOSTPLUS POOLED SUPERANNUATION TRUST	0	159.045	159.045
**D	VICTORYSHARES DEVELOPED ENHANCED VOLATILITY WTD INDEX ETF	0	10.091	10.091
**D	VICTORYSHARES INTERNATIONAL VOLATILITY WTD INDEX ETF	0	29.818	29.818
**D	CITITRUST LIMITED AS TRUSTEE OF BLACKROCK PREMIER FUNDS-BLACKROCK WORLD EQUITY INDEX FUND	0	41.697	41.697
**D	INVESCO POOLED INVESTMENT FUND-GLOBAL STRATEGIC EQUITY FUND	0	86.400	86.400
**D	THE HARBORWALK PRIVATE TRUST - THE INTERNATIONAL EQUITY FUND	0	59.140	59.140
**D	STANDARD LIFE WEALTH GLOBAL EQUITY INCOME FUND	0	47.583	47.583
**D	STICHTING ALGEMEEN PENSIOENFONDS	0	331.326	331.326
**D	SOCIALLY RESPONSIBLE DEVELOPED MARKETS FUNDAMENTAL INDEX CTF	0	12.993	12.993
**D	SUN LIFE GLOBAL INVESTMENTS (CANADA) INC. C/O ISS	0	208.338	208.338
**D	ABERDEEN INVESTMENT FUNDS UK ICVC II - ABERDEEN WORLD EQUITY ENHANCED INDEX FUND	0	192.524	192.524
**D	ABERDEEN INVESTMENT FUNDS UK ICVC II - ABERDEEN EUROPEAN EQUITY ENHANCED INDEX FUND	0	517.672	517.672
**D	ABERDEEN INVESTMENT FUNDS UK ICVC II - ABERDEEN EUROPEAN EQUITY TRACKER FUND	0	84.415	84.415

894

620

LISTA ESITO DELLE VOTAZIONE

Oggetto: Destinazione dell'utile di esercizio

FAVOREVOLI

Badge	Ragione Sociale	Proprio	Delega	Totale
**D	LIFE INTERNATIONAL DESIGNATED ACTIVITY COMPANY	0	1.255.779	1.255.779
**D	USAA CAPITAL GROWTH FUND	0	534.507	534.507
**D	USAA INTERNATIONAL FUND	0	5.362.442	5.362.442
**D	USAA WORLD GROWTH FUND	0	1.377.587	1.377.587
**D	VICTORYSHARES USAA MSCI INTERNATIONAL VALUE MOMENTUM ETF	0	253.730	253.730
**D	PRINCIPAL FINANCIAL SERVICES INC. - LISTED INFRASTRUCTURE	0	59.516	59.516
**D	UBS (LUX) EQUITY SICAV - GLOBAL OPPORTUNITY (USD)	0	307.828	307.828
**D	VERDIPAPIRFONDET DNB GLOBAL IV	0	8.146.143	8.146.143
**D	VERDIPAPIRFONDET DNB MILJOINVEST	0	1.821.981	1.821.981
**D	VERDIPAPIRFONDET DNB GLOBAL INDEXS	0	415.503	415.503
**D	STANDARD LIFE WEALTH FALCON FUND	0	561.647	561.647
**D	VERDIPAPIRFONDET DNB EUROPA	0	111.266	111.266
**D	USAA MUTUAL FUNDS TRUST	0	88.860	88.860
**D	UBS FUND MGT (CH) AG VAAKEU / CH0066	0	441.333	441.333
**D	MANDATORY PROVIDENT FUND SCHEMES	0	10.608	10.608
**D	TIMOTHY PLAN INTERNATIONAL ETF	0	17.577	17.577
**D	UNIFIED ACCUMULATIVE PENSION FUND JOINT STOCK COMPANY	0	39.088	39.088
**D	SYKHELPS-OG PENSJONSKORDNING FOR LEGER	0	13.556	13.556
**D	THE GRAUSTEIN TRUSTS PARTNERSHIP	0	10.499	10.499
**D	THE GUILFORD GLAZER NON-EXEMPT MARITAL TRUST	0	80.530	80.530
**D	POINT72 ASSOCIATES LLC - FSU C/O THE CORPORATION TRUST COMPANY	0	1.745.703	1.745.703
**D	JANUS HENDERSON INTECH EQUITY MARKET NEUTRAL FUND LIMITED	0	977.684	977.684
**D	STATERA MASIER INVESTORS (CAYMAN) L.P.	0	33	33
**D	PANAGORA ASSET MANAGEMENT INC.	0	3.646	3.646
**D	LAZARD ASSET MANAGEMENT LLC QUANTITATIVE EQUITY FUNDS	0	2.275	2.275
**D	TUDOR SYSTEMATIC TACTICAL TRADING LTD - SERGEY C/O TUDOR INVESTMENT CORPORATION	0	1.267	1.267
**D	HANSJOERG WYSS REVOCABLE TRUST UAD	0	29.381	29.381
**D	THE HARRY L. BRADLEY JR. TRUSTS MASTER INVESTMENT PARTNERSHIP LLP C/O JACOBUS WEALTH MANAGEMENT	0	117.869	117.869
**D	THE JBUT MASTER INVESTMENT PARTNERSHIP LLP C/O JACOBUS WEALTH MANAGEMENT	0	276.873	276.873
**D	ATLAS ENHANCED MASTER FUND LTD. C/O MAPLES CORPORATE SERVICES LIMITED	0	16.179	16.179
**D	ATLAS MASTER FUND LTD. C/O MAPLES CORPORATE SERVICES LIMITED	0	181	181
**D	NOVA SCOTIA HEALTH EMPLOYEES PENSION PLAN	0	59.641	59.641
**D	MANULIFE SOBEYS GLOBAL EQUITY FUND	0	245.000	245.000
**D	MANULIFE GLOBAL INFRASTRUCTURE FUND	0	529.200	529.200
**D	REGIME DE RETRAITE DES COLS BLEUS DE LA VILLE DE MONTREAL	0	88.877	88.877
**D	SENTRY GLOBAL INFRASTRUCTURE PRIVATE TRUST	0	81.914	81.914
**D	SENTRY GLOBAL INFRASTRUCTURE FUND	0	1.689.050	1.689.050
**D	REGIME DE RETRAITE DE L'UNIVERSITE DU QUEBEC TOUR DE LA CITE	0	42.911	42.911
**D	MANULIFE INTERNATIONAL STOCK FUND UT	0	657.458	657.458
**D	RBC QUANT EAFE EQUITY LEADERS ETF	0	8.916	8.916
**D	RBC QUANT EUROPEAN DIVIDEND LEADERS ETF	0	18.434	18.434
**D	RBC QUBE LOW VOLATILITY GLOBAL EQUITY FUND	0	2.345.814	2.345.814
**D	RBC O SHAUGHNESSY GLOBAL EQUITY FUND	0	53.901	53.901

62

LISTA ESITO DELLE VOTAZIONE

Oggetto: Destinazione dell'utile di esercizio

FAVOREVOLI

Badge	Ragione Sociale	Proprio	Delega	Totale
**D	RBC O SHAUGHNESSY INTERNATIONAL EQUITY FUND	0	118.919	118.919
**D	THE PUBLIC INSTITUTION FOR SOCIAL SECURITY	0	533.811	533.811
**D	SL MFS LOW VOL INTL EQ FD	0	14.420	14.420
**D	CWB ONYX GLOBAL EQUITY FUND	0	75.233	75.233
**D	IA CLARINGTON GLOBAL VALUE FUND 1080 SUCC TERMINUS	0	100.000	100.000
**D	CC AND I ALTERNATIVE GLOBAL EQUITY FUND	0	2.325	2.325
**D	NBIMC EAFE EQUITY INDEX FUND	0	202.720	202.720
**D	MUNICIPAL EMPLOYEES PENSION PLAN C/O GLASS LEWIS AND CO	0	71.435	71.435
**D	MUNICIPAL EMPLOYEES PENSION PLAN C/O ISS	0	220.542	220.542
**D	PUBLIC EMPLOYEES PENSION PLAN C/O ISS	0	756.716	756.716
**D	RBC QUBE STABLE DIVIDEND GLOBAL	0	32.886	32.886
**D	MANULIFE GLOBAL INFRASTRUCTURE CLASS	0	118.000	118.000
**D	NBIMC EAFE EQUITY INDEX FUND - CLASS N	0	11.316	11.316
**D	IAC INTERNATIONAL EQUITY FD	0	10.000	10.000
**D	PAVILION INTERNATIONAL FOCUSED EQUITY POOL	0	55.552	55.552
**D	THE REPRESENTATIVE CHURCH BODY	0	170.587	170.587
**D	HEXAVEST EUROPE FUND	0	795.341	795.341
**D	PERPETUAL ECONOMIC DIVERSIFICATION GLOBAL EQUITY FUND	0	109.651	109.651
**D	INDUSTRIAL ALLIANCE INSURANCE AND FINANCIAL SERVICES INC.	0	15.143	15.143
**D	FV715 FONDS INDUSTRIELLE ALLIANCE	0	27.000	27.000
**D	CI SIGNATURE CANADIAN BALANCED FUND	0	313.339	313.339
**D	EL FINANCIAL CORPORATION LIMITED	0	456.000	456.000
**D	DOFASCO SUPPLEMENTARY RETIREMENT INCOME PLAN	0	55.139	55.139
**D	BROOKFIELD PUBLIC SECURITIES GROUP LLC C/O ISS	0	189.200	189.200
**D	BROOKFIELD GLOBAL LISTED INFRASTRUCTURE CANADIAN POOLED FUND	0	739.400	739.400
**D	SHORT BROTHERS CIF TRUSTEE LIMITED	0	204.400	204.400
**D	SHORT BROTHERS CIF TRUSTEE LIMITED	0	25.870	25.870
**D	SHORT BROTHERS CIF TRUSTEE LIMITED	0	206.061	206.061
**D	BOMBARDIER TRUST (CANADA) GLOBAL	0	67.676	67.676
**D	BOMBARDIER TRUST (CANADA) REAL RETURN ASSETS FUND BOMBARDIER INC	0	304.500	304.500
**D	THE BOMBARDIER TRUST (UK)	0	117.000	117.000
**D	THE BOMBARDIER TRUST (UK)	0	24.638	24.638
**D	CI CORPORATE CLASS LIMITED	0	193.399	193.399
**D	SIGNATURE INCOME AND GROWTH FUND	0	812.352	812.352
**D	TOWERS WATSON COMMON CONTRACTUAL FUND	0	987.632	987.632
**D	UBI SICAV - GLOBAL INFRASTRUCTURE	0	9.300.151	9.300.151
**D	SIGNATURE CANADIAN BALANCED FUND	0	413.539	413.539
**D	SIGNATURE DIVIDEND FUND	0	568.722	568.722
**D	CI GLOBAL FUND	0	199.720	199.720
**D	SIGNATURE SELECT CANADIAN FUND	0	145.378	145.378
**D	SIGNATURE GLOBAL DIVIDEND FUND	0	853.744	853.744
**D	THE ENDEAVOUR II FUND	0	479.300	479.300
**D		0	21.993	21.993




cell

LISTA ESITO DELLE VOTAZIONE

Oggetto: Destinazione dell'utile di esercizio

FAVOREVOLI

Badge	Ragione Sociale	Proprio	Delega	Totale
**D	TRIASIMA ALL COUNTRY WORLD EQUITYFUND	0	14.800	14.800
**D	RBC DEXIA TORONTO POOLED CLIENTS A/C	0	8.035	8.035
**D	WELLINGTON TRUST COMPANY NATIONAL ASSOCIATE MULTIPLE COMMON TRUST UNDS - CTF GLOBAL MANAGED RISK PLUS II PORTFOLIO	0	0	70.864
**D	XPO LOGISTICS RETIREMENT MASTER TRUST	0	143.056	143.056
**D	ECOFIN WATER AND POWER OPPORTUNITIES PLC CO BNP PARIBAS SECURITIES SERVICES	0	1.435.708	1.435.708
**D	WELLINGTON MANAGEMENT COMPANY LLP	0	1.134.653	1.134.653
**D	ATLAS MASTER LTD	0	48.609	48.609
**D	MAPLES CORPORATE SERVICES LIMITED	0	26.964	26.964
**D	LSVLEHE, LSVZEHE	0	12.600	12.600
**D	LAZARD ASSET MANAGEMENT LLC C/O LAARD ASSET MANAGEMENT LLC - EUROPEAN LONG/SHORT	0	65.515	65.515
**D	BENTON INVESTMENT FUND	0	62.553	62.553
**D	RBC QUANT GLB INFRA LD ETF	0	8.822	8.822
**D	PRIVATE CLIENT INTL EQ PORT II	0	734.185	734.185
**D	PC INTL EQUITY INC AND GROWTH FT	0	451.133	451.133
**D	THE SHAKESPEARE HEAD FUND	0	117.561	117.561
**D	GREENCHIP GLOBAL EQUITY FUND	0	425.000	425.000
**D	NEW STAR RAPE FUND	0	99.073	99.073
**D	DOFASCO EMPLOYERS SAVINGS AND PROFITS SHARING FUND	0	10.374	10.374
**D	RBC PRIVATE WORLD EQUITY POOL	0	401.909	401.909
**D	BOMARDIER TRUST (CANADA) GLOBAL EQUITIES FUND	0	501.870	501.870
**D	CI INCOME ADVANTAGE FUND	0	480.500	480.500
**D	CASTLEROCK ENHANCED YIELD FUND	0	1.688.270	1.688.270
**D	ALDER INVESTMENT FUND	0	101.640	101.640
**D	KAYNE ANDERSON CAPITAL ADVISORS LP	0	59.120	59.120
**D	LOCKHEED MARTIN CORPORATION MASTER RETIREMENT TRUST.	0	889.538	889.538
**D	AEON CUSTODY B.V.	0	821.202	821.202
**D	AEON CUSTODY B.V.	0	325.439	325.439
**D	AEON CUSTODY B.V.	0	1.046.424	1.046.424
**D	THE UNITED CHURCH OF CANADA PENSION PLAN	0	24.658	24.658
**D	GOVERNMENT OF NORWAY	0	109.800	109.800
**D	THE ARROWSTREET COMMON CONTRACTUAL FUND	0	242.491.304	242.491.304
**D	DWS INVESTMENT GMBH FOR VERMOEGENSMANAGEMENT	0	2.858.653	2.858.653
**D	DWS INVESTMENT GMBH FOR ALBATROS FONDS	0	381.090	381.090
**D	DWS INVESTMENT GMBH FOR DWS EUROPE DYNAMIC	0	35.429	35.429
**D	DWS INVESTMENT GMBH FOR DWS QI LOWVOL EUROPE	0	55.451	55.451
**D	DWS INVESTMENT GMBH FOR E. ON AKTIENFONDS DWS	0	619.842	619.842
**D	DWS INVESTMENT GMBH FOR DWS VORSORGE AS (DYNAMIK)	0	75.000	75.000
**D	DWS INVESTMENT GMBH FOR LOEWEN AKTIENFONDS	0	259.352	259.352
**D	DWS INVESTMENT GMBH FOR DWS VORSORGE AS FLEX	0	55.000	55.000
**D	DWS INVESTMENT GMBH FOR DYNAMIC EUROPE BALANCE	0	106.016	106.016
**D	DWS INVESTMENT GMBH FOR DWS QI EUROZONE EQUITY	0	72.283	72.283
**D		0	329.050	329.050

97

623

LISTA ESITO DELLE VOTAZIONE

Oggetto: Destinazione dell'utile di esercizio

FAVOREVOLI

Badge	Ragione Sociale	Proprio	Delega	Totale
**D	DWS INVESTMENT GMBH FOR DWS QI EUROPEAN EQUITY	0	110.223	110.223
**D	DWS INVESTMENT GMBH FOR MULTI-INDEX EQUITY FUND	0	61.836	61.836
**D	DWS INVEST. MIT TEILGESE. FOR FIX INC AND ALT	0	368.613	368.613
**D	ISHARES II PUBLIC LIMITED COMPANY	0	24.278.419	24.278.419
**D	ISHARES PUBLIC LIMITED COMPANY	0	3.393.848	3.393.848
**D	ISHARES V PUBLIC LIMITED COMPANY	0	661.965	661.965
**D	ISHARES III PUBLIC LIMITED COMPANY	0	7.005.947	7.005.947
**D	ISHARES VI PUBLIC LIMITED COMPANY	0	1.194.749	1.194.749
**D	ISHARES IV PUBLIC LIMITED COMPANY	0	3.085.175	3.085.175
**D	ISHARES VII PLC	0	18.563.050	18.563.050
**D	BLACKROCK AM DE AG FOR ISHS CORE EURO STOXX 50 UCITS ETF (DE)	0	16.175.868	16.175.868
**D	BLACKROCK AM DE FOR ISHARES EURO STOXX UCITS ETF (DE)	0	2.075.989	2.075.989
**D	BLACKROCK AM DE FOR ISHARES STOXX EUROPE 50 UCITS ETF (DE)	0	391.918	391.918
**D	BLACKROCK AM DE FOR ISHS STOXX EUROPE LARGE 200 UCITS ETF	0	94.188	94.188
**D	BLACKROCK AM DE FOR ISHARES STOXX EUROPE 600 UCITS ETF (DE)	0	5.431.153	5.431.153
**D	ISHARES I INV MIT TGV F ISHS ST EUROPE 600 UTILITIES UCITS ETF	0	6.481.589	6.481.589
**D	XEROX CORPORATION RETIREMENT & SAVINGS PLAN	0	119.200	119.200
**D	TEACHERS' RETIREMENT SYSTEM OF THE STATE OF ILLINOIS	0	1.761.514	1.761.514
**D	TEACHERS' RETIREMENT SYSTEM OF THE STATE OF ILLINOIS	0	3.382.127	3.382.127
**D	KAISER PERMANENTE GROUP TRUST	0	2.338.627	2.338.627
**D	KAISER FOUNDATION HOSPITALS	0	776.154	776.154
**D	FIDELITY INVESTMENT TRUST: FIDELITY TOTAL INT EQUITY FUND	0	81.100	81.100
**D	FIDELITY RUTLAND SQUARE TRUST II: STRAT ADV FID INTL FUND	0	693.784	693.784
**D	FIDELITY INVESTMENT TRUST: FIDELITY SERIES INTVALUE FUND	0	36.083.150	36.083.150
**D	FIDELITY INVESTMENT TRUST: FIDELITY INTER-CAPITAL APP K6 FUND	0	1.058.300	1.058.300
**D	FIDELITY INVESTMENT TRUST: FIDELITY FLEX INTERNATIONAL FUND	0	78.633	78.633
**D	FIDELITY RUTLAND SQUARETRUST II: STRATEGIC ADVISERS INT	0	1.947.000	1.947.000
**D	BRUNEI INVESTMENT AGENCY	0	64.650	64.650
**D	INTERNATIONALE KAPITALANLAGEGESELLSCHAFT MBH FOR ANP	0	18.436	18.436
**D	LAUDUS INTERNATIONAL MARKETMASTERS FUND	0	226.739	226.739
**D	SCHWAB INTERNATIONAL EQUITY ETF	0	9.838.108	9.838.108
**D	SANFORD C BERNSTEIN FUND INC- TAX MANAGED INTL PTF	0	3.501.961	3.501.961
**D	AB CANADA GLOBAL STRATEGIC CORE EQUITY FUND	0	5.117.370	5.117.370
**D	AB TRUST - AB INTERNATIONAL VALUE FUND	0	722.810	722.810
**D	DUPONT PENSION TRUST	0	138.460	138.460
**D	JOHN HANCOCK ENDURING EQUITY FUND	0	371.380	371.380
**D	JOHN HANCOCK VAR INS TRUST STRATEGIC EQUITY ALLOCATION	0	188.643	188.643
**D	JOHN HANCOCK FUNDS II STRATEGIC EQUITY ALLOCATION FUND	0	2.023.567	2.023.567
**D	JOHN HANCOCK DISCIPLINED VALUE INTERNATIONAL FUND	0	1.692.079	1.692.079
**D	PENSION BENEFIT GUARANTY CORPORATION	0	825.422	825.422
**D	INTERNATIONALE KAPITAL MBH FOR LH-PRIVATRENTE-AKTIEN	0	1.717.853	1.717.853
**D		0	892.732	892.732
**D		0	500.000	500.000

EM

624

LISTA ESITO DELLE VOTAZIONE

Oggetto: Destinazione dell'utile di esercizio

FAVOREVOLI

Badge	Ragione Sociale	Proprio	Delega	Totale
**D	INTERNATIONAL PAPER CO COMMINGLED INVESTMENT GROUP	0	1.521.309	1.521.309
**D	EMO DISCIPLINED INTERNATIONAL EQUITY FUND	0	163.840	163.840
**D	LAZARD ASSET MANAGEMENT LLC	0	11.637	11.637
**D	LAZARD INTERNATIONAL EQUITY SELECT PORTFOLIO	0	193.015	193.015
**D	LAZARD RETIREMENT INTERNATIONAL EQUITY PORTFOLIO	0	360.701	360.701
**D	LAZARD GLOBAL STRATEGIC EQUITY PORTFOLIO	0	6.040	6.040
**D	LAZARD INTERNATIONAL EQUITY ADVANTAGE PORTFOLIO	0	5.354	5.354
**D	LAZARD REAL ASSETS AND PRICING OPPORTUNITIES	0	4.556	4.556
**D	LAZARD ESC INTERNATIONAL STRATEGIC EQUITY	0	25.815	25.815
**D	DEKA INVESTMENT GMBH FOR SFT 3-FONDS	0	68.306	68.306
**D	ALLIANZ GLOBAL INVESTORS GMBH FOR DBI-FONDS SFT 4	0	92.963	92.963
**D	J & J PENSION FUND OFF	0	313.087	313.087
**D	MFS VARIABLE INSURANCE TRUST - MFS UTILITIES SERIES	0	4.721.794	4.721.794
**D	GOLDMAN SACHS TRST II-GOLDMAN SACHS MULTI-MNGR GLOBAL	0	7.015	7.015
**D	GOLDMAN SACHS TRUST II - GOLDMAN SACHS MULTI-MANAGER ALT F	0	61.558	61.558
**D	GOLDMAN SACHS TRUST II-GOLDMAN SACHS M-M REAL ASSETS STRAT	0	72.947	72.947
**D	GOLDMAN SACHS TRUST - GOLDMAN SACHS GLOBAL	0	21.218	21.218
**D	GOLDMAN SACHS TRUST II GOLDMAN SACHS GOG PART INTL OPP FD	0	15.002.364	15.002.364
**D	OREGON PUBLIC EMPLOYEES RETIREMENT SYSTEM	0	3.939.030	3.939.030
**D	ALLIANCEBERNSTEIN GLOBAL RISK ALLOCATION FUND INC	0	10.639	10.639
**D	AB CAP FUND, INC. - AB ALL MARKET INCOME PORTFOLIO	0	24.086	24.086
**D	BERNSTEIN FUND, INC. - INTERNATIONAL STRATEGIC EQUITIES PTF	0	12.617.970	12.617.970
**D	AB BOND FUND, INC. - AB ALL MARKET REAL RETURN PORTFOLIO	0	427.620	427.620
**D	AB COLLECTIVE INVESTMENT TRUST SERIES	0	932.785	932.785
**D	ALLIANCEBERNST VAR PROD SER F INC.ALLIANCES DYN ASSET	0	88.110	88.110
**D	AB VARIABLE PROD SERIES FUND, INC. - AB INT VALUE PORTFOLIO	0	862.050	862.050
**D	AB VARIABLE PROD SERIES FD, INC.-AB BALANCED WEALTH STG	0	17.052	17.052
**D	RUSSELL TRUST CO COMMINGLED EMPLOYEE BENEFIT FUNDS TRUST	0	1.736.072	1.736.072
**D	INVESCO-V.I. GLOBAL CORE EQUITY FUND	0	180.932	180.932
**D	ALLIANZ GLOBAL INVESTORS GMBH FOR ALLIANZGI-FONDS INDU	0	18.623	18.623
**D	ALLIANZ GLOBAL INVESTORS GMBH FOR DBI-FONDS ANDUS	0	550.000	550.000
**D	THE MASTER TRUST BK OF JP LTD: HITACHI FOREIGN EQ INDEX ME	0	211.090	211.090
**D	SPDR MSCI WORLD QUALITY MIX FUND	0	1.302	1.302
**D	GMAM GROUP PENSION TRUST III	0	885.056	885.056
**D	GMAM INVESTMENT FUNDS TRUST	0	264.891	264.891
**D	GMAM INVESTMENT FUNDS TRUST	0	532.900	532.900
**D	GMAM GROUP PENSION TRUST II	0	423.939	423.939
**D	GMAM GROUP PENSION TRUST II	0	117.208	117.208
**D	IBM RETIREMENT PLAN	0	41.010	41.010
**D	INVESCO INTERNATIONAL CORE EQUITY FUND	0	276.893	276.893
**D	ALLIANZ GLOBAL INV GMBH FOR ALLIANZGI-FONDS SFT2	0	135.021	135.021
**D	INSTITUTIONAL RETIREMENT TRUST	0	42.774	42.774
**D	DWS INVESTMENT GMBH FOR DEAM FONDS BBS	0	39.100	39.100

EM

425

LISTA ESITO DELLE VOTAZIONE
Oggetto: Destinazione dell'utile di esercizio

FAVOREVOLI

Badge	Ragione Sociale	Proprio	Delega	Totale
**D	INTERNATIONALE KAPITALANLAGESELLSCHAFT MBH FOR NAEV	0	752.289	752.289
**D	THORNBERG GLOBAL INVESTMENT PLC	0	144.851	144.851
**D	ARIZONA STATE RETIREMENT SYSTEM	0	561.480	561.480
**D	GLOBAL LOW VOLATILITY EQUITY FUND, LLC	0	26.780	26.780
**D	AB FUND N.V.	0	842.922	842.922
**D	AMERICAN BAR ASSOCIATION MEMBERS/MTC	0	68.500	68.500
**D	AMERICAN CENTURY WORLD MUTUAL FUNDS, INC. INTL VALUE F	0	46.864	46.864
**D	AMERICAN CENTURY WORLD MUTUAL FUNDS INC - NT INT VALUE	0	810.873	810.873
**D	AMERICAN CENTURY RETIREMENT DATE TRUST	0	422.589	422.589
**D	JP TR SERV BK LTD ATE MATB MSCI KOKUSAI INDEX MOTHER F	0	43.110	43.110
**D	AXA IM SMART MATCHING SOLUTIONS PUBLIC LIMITED	0	28.883	28.883
**D	REAVESUTILITYINCOMEFUNFUND	0	4.217.021	4.217.021
**D	ANIMA FUNDS PLC	0	2.103.991	2.103.991
**D	THE MASTER TRUST BK OF JP LTD ATF INVECO OVERSEAS EQ OPEN M	0	9.641	9.641
**D	THE MASTER TRUST BK OF JP RE F RUSSELL INV (JF) INTL EQUITY F	0	58.686	58.686
**D	ARCHITAS MULTI-MANAGER GLOBAL FUNDS UNIT TRUST	0	31.278	31.278
**D	ARCHITAS MULTI-MANAGER GLOBAL FUNDS UNIT TRUST	0	70.121	70.121
**D	AXA INVESTMENT MANAGERS DEUTSCHLAND GMBH	0	29.237	29.237
**D	AXA ROSENBERG EQUITY ALPHA TRUST	0	263.847	263.847
**D	STATE OF ALASKA RETIREMENT AND BENEFITS PLANS	0	412.675	412.675
**D	THE WALT DISNEY COMPANY RETIREMENT PLAN MASTER TRUST	0	150.259	150.259
**D	BMO MSCI EAFE INDEX ETE	0	1.712.494	1.712.494
**D	THE MASTER TRUST BK OF JP LTD: RUSSELL GLB ENVIR TECH FUND	0	18.309	18.309
**D	TIAA-CREF QUANT INTERNATIONAL EQUITY FUND	0	1.867.559	1.867.559
**D	COLLEGE RETIREMENT EQUITIES FUND	0	2.351.453	2.351.453
**D	TIAA-CREF SOCIAL CHOICE INTERNATIONAL EQUITY FUND	0	403.784	403.784
**D	TEACHERS INSURANCE AND ANNUITY ASSOCIATION OF	0	2.834	2.834
**D	BRIGHTHOUSE FUNDS TRUST I - AB GLOBAL DYNAMIC ALLOCATION	0	703.653	703.653
**D	BRIGHTHOUSE FUNDS TRUST I - SCHROEDERS GLOBAL MLTI-ASSET	0	34.903	34.903
**D	BRIGHTHOUSE FUNDS TRUST I - JPMORGAN GBL ACTIVE ALL	0	394.753	394.753
**D	UBS (US) GROUP TRUST	0	483.024	483.024
**D	UAW RETIREE MEDICAL BENEFITS TRUST	0	1.298.727	1.298.727
**D	THE ALPHAGEN EUROPEAN BEST IDEAS FUND, LLC	0	715.831	715.831
**D	CENTRAL PROVIDENT FUND BOARD	0	14.645	14.645
**D	FIDUCIE GLOB DES REGIMES DE RETR DE LA SOC TRANSPORT	0	86.500	86.500
**D	DESJARDINS GLOBAL BALANCED STRATEGIC INCOME FUND	0	26.079	26.079
**D	NEI INTERNATIONAL EQUITY FUND	0	230.400	230.400
**D	NEI GLOBAL EQUITY POOL	0	135.110	135.110
**D	CALVERT IMPACT FUND, INC. - CALVERT GLOBAL ENERGY SOLUTIONS FD	0	125.244	125.244
**D	CALVERT VP ERFE INTERNATIONAL INDEX PORTFOLIO	0	100.291	100.291
**D	CALVERT RESP INX SRS, INC. -CLVTR DVD MKRITS EX-U.S. RSP INX FD	0	67.387	67.387
**D	XTRACKER (IE) PUBLIC LIMITED COMPANY	0	126.667	126.667
**D		0	1.448.320	1.448.320

626

ETU

LISTA ESITO DELLE VOTAZIONE

Oggetto: Destinazione dell'utile di esercizio

FAVOREVOLI

Badge	Ragione Sociale	Proprio	Delega	Totale
**D	CAISSE DE DEPOT ET PLACEMENT DU QUEBEC	0	4.965.293	4.965.293
**D	AMERICAN BEACON ADVISORS COLLECTIVE INVESTMENT TRUST	0	654.255	654.255
**D	AMERICAN BEACON INTERNATIONAL EQUITY FUND	0	2.367.945	2.367.945
**D	AMERICAN BEACON DIVERSIFIED FUND	0	133.777	133.777
**D	THE REGENTS OF THE UNIVERSITY OF CALIFORNIA	0	3.838.993	3.838.993
**D	FIDELITY SELECT GLOBAL EQUITY INSTITUTIONAL TRUST	0	36.035	36.035
**D	FIDELITY SELECT INTERNATIONAL EQUITY INSTITUTIONAL TRUST	0	206.553	206.553
**D	FIDELITY INTERNATIONAL LOW VOLATILITY EQUI	0	22.758	22.758
**D	FIDELITY SELECT GLOBAL PLUS ALL CAP EQUITY INSTIT TRUST	0	32.950	32.950
**D	MERCER FTFC NON-US EQUITY INVESTMENT PORTFOLIO LLC	0	115.300	115.300
**D	MERCER FTFC NON-US EQUITY INVESTMENT PORTFOLIO LLC	0	6.963	6.963
**D	EATON VANCE TAX-MANAGED GLOBAL BUY-WRITE OPPORTUNITIES	0	226.448	226.448
**D	PARAMETRIC INTERNATIONAL EQUITY FUND	0	242.788	242.788
**D	EATON VANCE RICHARD BERNSTEIN ALL ASSET STRATEGY FUND	0	127.008	127.008
**D	SOJECCI II LTEE	0	55.000	55.000
**D	EATON VANCE HEXAVEST GLOBAL EQUITY FUND	0	6.279	6.279
**D	EATON VANCE HEXAVEST INTERNATIONAL EQUITY FUND	0	11.892	11.892
**D	FUNDO DE SEGURANCA SOC GOV. DA REGIAO ADM. ESPECIAL DE	0	251.012	251.012
**D	FRANKLIN LIBERTYSHARES ICAV	0	23.907	23.907
**D	TAX - MANAGED INTERNATIONAL EQUITY PORTFOLIO	0	29.175	29.175
**D	HARBOR OVERSEAS FUND	0	28.931	28.931
**D	MERCER GE INTERNATIONAL EQUITY FUND	0	281.105	281.105
**D	MERCER GE INTERNATIONAL EQUITY FUND	0	198.800	198.800
**D	ALLIANZ VALEURS DURABLES	0	2.500.000	2.500.000
**D	ALLIANZ EPARGNE ACTIONS ISR SOLIDAIRE	0	132.000	132.000
**D	ALLIANZ ACTIONS EURO CONVICTIONS	0	2.104.000	2.104.000
**D	RUSSELL INVESTMENT COMPANY RUSSELL TAX-MANAGED INTL EQ FUND	0	947.176	947.176
**D	RUSSELL INVESTMENT COMPANY RUSSELL GLOBAL	0	234.952	234.952
**D	RUSSELL INVESTMENT COMPANY RUSSELL MULTI-STRATEGY	0	68.199	68.199
**D	RUSSELL INVESTMENT COMPANY MULTIFACTOR INTERNATIONAL EQUITY	0	129.158	129.158
**D	GMO FUNDS PLC GMO GLOBAL EQUITY ALLOCATION	0	64.358	64.358
**D	GMO FUNDS PLC GMO GLOBAL REAL RETURN (UCITS) FUND	0	1.372.112	1.372.112
**D	CATHAY LIFE INSURANCE CO LTD	0	24.776	24.776
**D	MARQUIS INSTITUTIONAL GLOBAL EQUITY PORTFOLIO	0	46.688	46.688
**D	HARTFORD MULTIFACTOR INTERNATIONAL FUND	0	1.036	1.036
**D	RUSSELL INVESTMENT COMPANY MULTI-ASSET GROWTH STRATEGY	0	42.755	42.755
**D	RUSSELL INVESTMENT COMPANY TAX-MANAGED REAL ASSETS	0	92.775	92.775
**D	HEXAVEST EAFE EQUITY FUND	0	99.050	99.050
**D	HEXAVEST ACWI EQUITY FUND	0	20.186	20.186
**D	HEXAVEST WORLD EQUITY FUND	0	139.495	139.495
**D	TRANSAMERICA INTERNATIONAL STOCK	0	293.112	293.112
**D	TRANSAMERICA JFMORGAN TACTICAL ALLOCATION VP	0	167.093	167.093
**D	TRANSAMERICA INTERNATIONAL EQUITY INDEX VP	0	29.530	29.530

627

EM

LISTA ESITO DELLE VOTAZIONE

Oggetto: Destinazione dell'utile di esercizio

FAVOREVOLI

Badge	Ragione Sociale	Proprio	Delega	Totale
**D	BMO GLOBAL LOW VOLATILITY EQUITY FUND	0	44.077	44.077
**D	TRANSAMERICA GLOBAL EQUITY	0	215.031	215.031
**D	BMO ALTERNATIVE STRATEGIES FUND	0	19.334	19.334
**D	HOUSTON MUNICIPAL EMPLOYEES PENSION SYSTEM	0	9.192	9.192
**D	ICON INTERNATIONAL EQUITY FUND	0	101.600	101.600
**D	TANGERINE BALANCED INCOME PORTFOLIO	0	20.259	20.259
**D	TANGERINE BALANCED PORTFOLIO	0	132.741	132.741
**D	TANGERINE BALANCED GROWTH PORTFOLIO	0	127.058	127.058
**D	TANGERINE EQUITY GROWTH PORTFOLIO	0	143.880	143.880
**D	MAINSTAY VP CUSHING RENAISSANCE ADVANTAGE PORTFOLIO	0	108.096	108.096
**D	MASSMUTUAL SELECT BLACKROCK GLOBAL ALLOCATION FUND	0	488.599	488.599
**D	TRANSAMERICA BLACKROCK GLOBAL ALLOCATION VP	0	1.089.051	1.089.051
**D	MERCER GLOBAL LOW VOLATILITY EQUITY FUND	0	29.169	29.169
**D	MM MSCI EAFE INTERNATIONAL INDEX FUND	0	130.476	130.476
**D	GMO INVESTMENTS ICNV/ GMO CLIMATE CHANGE INVESTMENT	0	386.423	386.423
**D	GMO CLIMATE CHANGE FUND	0	298.591	298.591
**D	GMO INTERNATIONAL EQUITY FUND	0	10.187.813	10.187.813
**D	GMO TAX-MANAGED INTERNATIONAL EQUITIES FUND	0	151.670	151.670
**D	RUSSELL INVESTMENT COMPANY IV PLC	0	66.231	66.231
**D	RUSSELL INVESTMENT COMPANY PLC	0	820.536	820.536
**D	JNL/ALLIANCEBERNSTEIN DYNAMIC ASSET ALLOCATION FUND	0	126.765	126.765
**D	JNL/BOSTON PARTNERS GLOBAL LONG SHORT EQUITY FUND	0	32.081	32.081
**D	JNL/LAZARD INTERNATIONAL STRATEGIC EQUITY FUND	0	663.970	663.970
**D	JNL/MELLON CAPITAL EUROPEAN 30 FUND	0	309.642	309.642
**D	JNL/MELLON CAPITAL MSCI WORLD INDEX FUND	0	62.964	62.964
**D	SUNAMERICA SERIES TRUST - SA FIDELITY INST AM INT GROWTH	0	517.500	517.500
**D	OPENWORLD PUBLIC LIMITED COMPANY	0	705.394	705.394
**D	RUSSELL INVESTMENTS INSTITUTIONAL FUNDS PLC	0	128.866	128.866
**D	MULTI-STYLE, MULTI-MANAGER FUNDS PLC	0	35.490	35.490
**D	STATE STREET GLOBAL ALL CAP EQUITY EX-US INDEX PORTFOLIO	0	103.963	103.963
**D	STATE STREET INTERNATIONAL DEVELOPED EQUITY	0	739.565	739.565
**D	NEBRASKA PUBLIC EMPLOYEES RETIREMENT SYSTEMS	0	2.046.180	2.046.180
**D	CISCO SYSTEMS FOUNDATION	0	962.612	962.612
**D	INVESCO GLOBAL TARGETED RETURNS FUND	0	29.483	29.483
**D	INVESCO GLOBAL MARKET NEUTRAL FUND	0	6.162	6.162
**D	INVESCO GLOBAL CORE EQUITY FUND	0	1.455	1.455
**D	LOS ANGELES COUNTY EMPLOYEES RETIREMENT ASSOCIATION	0	1.827.025	1.827.025
**D	INTERNATIONALE KAPITALANLAGESELLSCHAFT MBH FOR DC	0	3.430.675	3.430.675
**D	SPDR PORTFOLIO MSCI GLOBAL STOCK MARKET ETF	0	1.020.212	1.020.212
**D	SPDR MSCI EAFE STRATEGICFACTORS ETF	0	30.509	30.509
**D	SPDR MSCI WORLD STRATEGICFACTORS ETF	0	111.842	111.842
**D	HARTFORD MULTIFACTOR DEVELOPED MARKETS	0	2.134	2.134
**D		0	798.886	798.886

LISTA ESITO DELLE VOTAZIONE

Oggetto: Destinazione dell'utile di esercizio

FAVOREVOLI

Badge	Ragione Sociale	Proprio	Delega	Totale
**D	HARTFORD MULTIFACTOR LOW VOLATILITY	0	4.044	4.044
**D	LAZARD GLOBAL INVESTMENT FUNDS PUBLIC LIMITED	0	1.101.909	1.101.909
**D	MARYLAND STATE RETIREMENT & PENSION SYSTEM	0	946.985	946.985
**D	RUSSELL INV MULTI-ASSET FACTOR EXPOSURE FUND	0	92.604	92.604
**D	ALLIANZ GLOBAL INVESTORS GMBH FOR CONVEST 21 VL	0	273.462	273.462
**D	ALLIANZ GLOBAL INVESTORS GMBH FOR FONDIS	0	186.435	186.435
**D	ALLIANZ GLOBAL INVESTORS GMBH FOR ALLIANZ VERM. EUROPA	0	1.322.077	1.322.077
**D	ALLIANZ GLOBAL INVESTORS GMBH FOR PREMIUMMANDAT	0	31.421	31.421
**D	ALLIANZ GLOBAL INVESTORS GMBH FOR ALLIANZ STRAT.	0	1.783.614	1.783.614
**D	ALLIANZ GLOBAL INVESTORS GMBH FOR ALLIANZ FLEXI	0	949.490	949.490
**D	ALLIANZ GLOBAL INVESTORS GMBH FOR ALLIANZ FLEXI	0	647.749	647.749
**D	THE PRUDENTIAL INSURANCE COMPANY OF AMERICA	0	205.496	205.496
**D	PRUDENTIAL TRUST CO MASTER COMMINGLED INV F FOR TAX EXEMPT	0	371.148	371.148
**D	MDPIM INTERNATIONAL EQUITY INDEX POOL	0	734.000	734.000
**D	MDPIM INTERNATIONAL EQUITY INDEX POOL	0	69.800	69.800
**D	MD EQUITY FUND	0	65.800	65.800
**D	MD INTERNATIONAL VALUE FUND	0	79.073	79.073
**D	MERCER INTERNATIONAL EQUITY FUND	0	50.300	50.300
**D	MERCER INTERNATIONAL EQUITY FUND	0	1.741.099	1.741.099
**D	MERCER INTERNATIONAL EQUITY FUND	0	4.132.198	4.132.198
**D	MGI FUNDS PLC	0	82.300	82.300
**D	MERCER QIF CCF	0	617.921	617.921
**D	MERCER GLOBAL EQUITY ALL COUNTRY WORLD INDEX FUND	0	430.300	430.300
**D	MERCER GLOBAL EQUITY FUND	0	486.500	486.500
**D	MERCER GLOBAL EQUITY FUND	0	269.000	269.000
**D	MGI FUNDS PLC	0	37.963	37.963
**D	MGI FUNDS PLC	0	3.525.109	3.525.109
**D	GTAA PANTHER FUND L.P	0	2.700.458	2.700.458
**D	MERCER UCITS COMMON CONTRACTUAL FUND	0	219.953	219.953
**D	MERCER UCITS COMMON CONTRACTUAL FUND	0	13.044	13.044
**D	LM FUND LP	0	397.063	397.063
**D	STATE OF MONTANA BOARD OF INVESTMENTS	0	21.914	21.914
**D	RUSSELL COMMON CONTRACTUAL FUND	0	26.125	26.125
**D	NORTHROP GRUMMAN CORPORATION VEBA MASTER TRUST I	0	4.205.775	4.205.775
**D	STATE OF NEW JERSEY COMMON PENSION FUND D	0	418.400	418.400
**D	ONTARIO TEACHERS PENSION PLAN BOARD	0	814.350	814.350
**D	NEW SHIPS, INC. PENSION MASTER TRUST	0	60.226	60.226
**D	LAZARD GLOBAL EQUITY INCOME FUND	0	3.190	3.190
**D	LAZARD GLOBAL BALANCED INCOME FUND	0	60.284	60.284
**D	COSMOPOLITAN INVESTMENT FUND	0	75.318	75.318
**D	INTERNATIONALE KAPITALANLAGEGESELLSCHAFT MBH FOR PEKA	0	1.692.847	1.692.847
**D	SACRAMENTO COUNTY EMPLOYEES RETIREMENT SYSTEM	0	372.002	372.002
**D	PIMCO FUNDS GLOBAL INVESTORS SERIES PLC	0	12.222	12.222
**D	PRINCIPAL EX-TRADED FUNDS-PRINC INT MUL-FACT CORE INDEX ETF	0		

LISTA ESITO DELLE VOTAZIONE

Oggetto: Destinazione dell'utile di esercizio

FAVOREVOLI

Badge	Ragione Sociale	Proprio	Delega	Totale
**D	PGIM FUNDS PUBLIC LIMITED COMPANY	0	76.611	76.611
**D	PRINCIPAL LIFE INSURANCE COMPANY	0	3.265.549	3.265.549
**D	PACIFIC SELECT FUND -PD INTERNATIONAL LARGE-CAP PORTFOLIO	0	209.397	209.397
**D	PACIFIC SELECT FUND-INTERNATIONAL EQUITY INCOME PORTFOLIO	0	271.909	271.909
**D	STICHTING PENSIOENFONDS WERK- EN (RE)INTEGRATIE	0	1.396.666	1.396.666
**D	BMO INVESTMENTS (IRELAND) PLC	0	127.864	127.864
**D	THE UNIVERSITY OF HONG KONG	0	50.535	50.535
**D	DWS INVESTMENT GMBH FOR DEAM-FONDS FES	0	70.000	70.000
**D	DWS INVESTMENT GMBH FOR DEAM-FONDS PPC GEQ	0	14.669	14.669
**D	DWS INVESTMENT GMBH FOR DEAM-FONDS RKBS	0	15.000	15.000
**D	DWS INVESTMENT GMBH FOR DEAM-FONDS BW GERMANY	0	21.807	21.807
**D	DWS INVESTMENT GMBH FOR DEAM FONDS BHR1	0	150.400	150.400
**D	DWS INVESTMENT GMBH FOR GCB PENSION FUND GERMANY	0	25.413	25.413
**D	DWS INVESTMENT GMBH FOR OP- FONDS WEF	0	11.504	11.504
**D	DWS INVESTMENT GMBH FOR DEAM FONDS PME 1	0	2.400	2.400
**D	DWS INVESTMENT GMBH FOR DEAM FONDS DKS 1	0	20.000	20.000
**D	DWS INVESTMENT GMBH FOR DEAM FONDS DKS 1	0	60.000	60.000
**D	DWS INVESTMENT GMBH FOR DEUTSCHE.LINLM	0	124.000	124.000
**D	DWS INVESTMENT GMBH FOR DEAM FONDS RHEIN	0	3.500	3.500
**D	DWS INVESTMENT GMBH FOR DEAM FONDS KLILL	0	170.000	170.000
**D	DWS INVESTMENT GMBH FOR DEAM FONDS SLM 1	0	81.700	81.700
**D	DWS INVESTMENT GMBH FOR DEAM FONDS LHG 1	0	60.000	60.000
**D	DWS INVESTMENT GMBH FOR DEAM FONDS PME 1	0	8.525	8.525
**D	DWS INVESTMENT GMBH FOR DEAM FONDS RSE 1	0	3.215	3.215
**D	DWS INVESTMENT GMBH FOR DEAM FONDS SC5M	0	10.200	10.200
**D	DWS INVESTMENT GMBH FOR DEAM FONDS STK	0	25.017	25.017
**D	DWS INVESTMENT GMBH FOR STIFTUNGSFONDS SVC 1	0	12.500	12.500
**D	DWS INVESTMENT GMBH FOR DEAM FONDS LW1	0	100.000	100.000
**D	DWS INVESTMENT GMBH FOR DEUTSCHE BERGBURG 15	0	71.000	71.000
**D	DWS INVESTMENT GMBH FOR DEAM-FONDS CPT	0	13.283	13.283
**D	PANAGORA DYNAMIC GLOBAL EQUITY (EX TOBACCO) FUND	0	10.599	10.599
**D	THRIVENT MODERATE ALLOCATION PORTFOLIO	0	100.247	100.247
**D	THRIVENT MODERATELY AGGRESSIVE ALLOCATION PORTFOLIO	0	28.739	28.739
**D	THRIVENT AGGRESSIVE ALLOCATION PORTFOLIO	0	11.083	11.083
**D	THRIVENT MODERATE ALLOCATION FUND	0	18.115	18.115
**D	THRIVENT MODERATELY AGGRESSIVE ALLOCATION FUND	0	35.260	35.260
**D	THRIVENT AGGRESSIVE ALLOCATION FUND	0	10.006	10.006
**D	THRIVENT PARTNER WORLDWIDE ALLOCATION FUND	0	437.031	437.031
**D	THRIVENT PARTNER WORLDWIDE ALLOCATION PORTFOLIO	0	801.406	801.406
**D	THRIVENT BALANCED INCOME PLUS FUND	0	45.084	45.084
**D	THRIVENT BALANCED INCOME PLUS PORTFOLIO	0	53.964	53.964
**D	THRIVENT GLOBAL STOCK FUND	0	653.459	653.459
**D	THRIVENT LOW VOLATILITY EQUITY FUND	0	12.583	12.583

630

LISTA ESITO DELLE VOTAZIONE
 Oggetto: Destinazione dell'utile di esercizio

FAVOREVOLI

Badge	Ragione Sociale	Proprio	Delega	Totale
**D	THRIVENT GLOBAL STOCK PORTFOLIO	0	381.764	381.764
**D	THRIVENT LOW VOLATILITY EQUITY PORTFOLIO	0	19.480	19.480
**D	THRIVENT CORE INTERNATIONAL EQUITY FUND	0	897.258	897.258
**D	THRIVENT CORE INTERNATIONAL EQUITY FUND	0	71.785	71.785
**D	THRIVENT DIVERSIFIED INCOME PLUS FUND	0	55.182	55.182
**D	THRIVENT DIVERSIFIED INCOME PLUS PORTFOLIO	0	13.576	13.576
**D	THRIVENT INTERNATIONAL INDEX PORTFOLIO	0	6.441	6.441
**D	RUSSELL INVESTMENTS YIELD OPPORTUNITIES POOL	0	2.088.326	2.088.326
**D	RUSSELL INVESTMENTS GLOBAL INFRASTRUCTURE POOL	0	164.035	164.035
**D	RUSSELL INVESTMENTS OVERSEAS EQUITY POOL	0	11.544	11.544
**D	RUSSELL INVESTMENTS MULTI-FACTOR INTERNATIONAL EQUITY	0	87.651	87.651
**D	RUSSELL INVESTMENTS OVERSEAS EQUITY FUND	0	1.269.067	1.269.067
**D	HONG KONG SPECIAL ADMINISTRATIVE REGION GOVERNMENT-	0	327.158	327.158
**D	GOV OF HM THE SULTAN AND YANG DI-PERTUAN OF BRUNEI DARUSSALAM	0	75.070	75.070
**D	HOME AFFAIRS UNIFORMED SERVICES (INVEST FUND)	0	866.837	866.837
**D	FOLKSAM OMSESIDIG LIVFORSAKRING	0	345.984	345.984
**D	BANK OF KOREA	0	31.426	31.426
**D	KPA LIVFORSAKRING AB (PUBL)	0	1.563.694	1.563.694
**D	KPA PENSJONSFORSAKRING AB (PUBL)	0	150.629	150.629
**D	KONSUMENTKOOPERATIONENS PENSJONSSTIFTELSE	0	141.092	141.092
**D	BIMCOR GLOBAL EQUITY POOLED FUND	0	2.423.308	2.423.308
**D	ALBERTA INVESTMENT MANAGEMENT CORPORATION	0	65.003	65.003
**D	GOVERNMENT OF THE REPUBLIC OF SINGAPORE	0	674.481	674.481
**D	SCOTIA PRIVATE INTERNATIONAL EQUITY POOL	0	61.013	61.013
**D	DESJARDINS DEVEL EX-USA EX-CANADA MULTIF - CONTROLLED VOL ETF	0	13.024	13.024
**D	BANK OF KOREA	0	168.800	168.800
**D	BANK SINOPAC AMCO CATHAY GLOBAL INFRASTRUCTURE FUND	0	846.268	846.268
**D	STATE STREET IRELAND UNIT TRUST	0	824.879	824.879
**D	SSGA SPDR EFTS EUROPE I PUBLIC LIMITED COMPANY	0	3.513.425	3.513.425
**D	SSGA SPDR EFTS EUROPE II PUBLIC LIMITED COMPANY	0	24.197	24.197
**D	SIR DAVID TRENCH FUND FOR RECREATION	0	492.201	492.201
**D	SUNSUPER SUPERANNUATION FUND	0	10.749.659	10.749.659
**D	CALIFORNIA PUBLIC EMPLOYEES RETIREMENT SYSTEM	0	18.663	18.663
**D	DELTA SHARES S+P INTERNATIONAL MANAGED RISK ETF	0	26.147.957	26.147.957
**D	CALIFORNIA STATE TEACHERS RETIREMENT SYSTEM	0	10.847.822	10.847.822
**D	TEACHER RETIREMENT SYSTEM OF TEXAS	0	194.727	194.727
**D	DWS INVESTMENT GMBH FOR DEAM-FONDS PG EQ	0	16.927	16.927
**D	AXA INV MAN SCHWEIZ AG OBO AXA (CH) STRAT FD - GLOBAL EQ CHF	0	19.299	19.299
**D	AXA SWISS INSTITUTIONAL FUND - EQUITIES GLOBAL EX	0	35.000	35.000
**D	DWS INVESTMENT GMBH FOR DEAM-FONDS MASP	0	290.991	290.991
**D	MERCK CAPITAL ASSET MANAGEMENT LIMITED	0	35.167	35.167
**D	DWS INVESTMENT GMBH FOR DEAM FONDS PFDB	0	82.661	82.661
**D	PINEBRIDGE GLOBAL FUNDS	0	595.120	595.120
**D	METZLER ASSET MANAGEMENT GMBH FOR MI-FONDS 415	0		

631

LISTA ESITO DELLE VOTAZIONE
 Oggetto: Destinazione dell'utile di esercizio

FAVOREVOLI

Badge	Regione Sociale	Proprio	Delega	Totale
**D	ALLIANZ GLOBAL INVESTORS GMBH FOR ALLIANZGI-FONDS HPT	0	17.346	17.346
**D	DWS INVESTMENT GMBH FOR DEAM-FONDS GSK 1	0	102.946	102.946
**D	UNITED GLOBAL DIVIDEND EQUITY FUND	0	794	794
**D	HONG KONG HOUSING SOCIETY	0	88.197	88.197
**D	UNITED INCOME FOCUS TRUST	0	49.518	49.518
**D	UBS (IRL) ETF PLC	0	273.996	273.996
**D	SO CA UFCW UNIONS AND FOOD EMPLOYERS JOINT PENSION TRUST	0	404.521	404.521
**D	UNITED FOOD AND COMM WORKERS INT UNION-INDUSTRY	0	399.000	399.000
**D	ALLIANZ GLOBAL INVESTORS GMBH FOR ALLIANZGI-FONDS VDB	0	137.069	137.069
**D	VANGUARD FTSE DEVELOPED EUROPE INDEX ETF	0	25.972	25.972
**D	HEB SAVINGS & RETIREMENT PLAN TRUST	0	12.019	12.019
**D	THE WELLINGTON TR COM NATIONAL ASS MULT COLLECT INV F	0	613.084	613.084
**D	THE WELLINGTON TR CO NAT ASS MULT C TR F TR, OPPORT EQ PTF	0	26.445	26.445
**D	THE WELLINGTON TR CO NAT ASS MULT COMM, ENDURING ASSETS PTF	0	1.038.917	1.038.917
**D	WELLINGTON TR CO NAT ASS MULT COM TR F TR DAILY END ASS PTF	0	673.656	673.656
**D	WELLINGTON TR CO NAT ASS MULT COMM TR FD TR GLB MAN RISK PORT	0	120.424	120.424
**D	THE WELLINGTON TR CO NAT ASS MULT COLLECTIVE INV F TRUST	0	104.902	104.902
**D	WISDOMTREE ISSUER PUBLIC LIMITED COMPANY	0	127.642	127.642
**D	WSIB INVESTMENTS (PUBLIC EQUITIES) POOLED FUND TRUST	0	1.717.559	1.717.559
**D	DIVERSIFIED MARKETS (2010) POOLED FUND TRUST	0	15.025	15.025
**D	WASHINGTON STATE INVESTMENT BOARD	0	5.468.447	5.468.447
**D	WISDOMTREE DYNAMIC CURRENCY HEDGED INTRNL EQUITY FUND	0	165.300	165.300
**D	WISDOMTREE INTERNATIONAL HIGH DIVIDEND FUND	0	350.983	350.983
**D	WISDOMTREE INTERNATIONAL EQUITY FUND	0	542.893	542.893
**D	WISDOMTREE GLOBAL HIGH DIVIDEND FUND	0	36.316	36.316
**D	WISDOMTREE INTERNATIONAL DIVIDEND EX-	0	232.392	232.392
**D	WISDOMTREE INTERNATIONAL LARGE CAP DIVIDEND	0	477.602	477.602
**D	NEW YORK STATE TEACHERS RETIREMENT SYSTEM	0	5.266.045	5.266.045
**D	NEW YORK STATE TEACHERS RETIREMENT SYSTEM	0	2.684.235	2.684.235
**D	PENSIENFONDS METAAL OFF	0	20.007	20.007
**D	BMO GLOBAL GROWTH + INCOME FUND	0	523.956	523.956
**D	BMO INTERNATIONAL EQUITY FUND	0	563.220	563.220
**D	PRUDENTIAL BANK AND TRUST FSB	0	249.809	249.809
**D	PRUDENTIAL RETIREMENT INSURANCE AND ANNUITY COMPANY	0	227.600	227.600
**D	PRUDENTIAL RETIREMENT INSURANCE AND ANNUITY COMPANY	0	1.548.974	1.548.974
**D	PRUDENTIAL RETIREMENT INSURANCE AND ANNUITY COMPANY	0	248.616	248.616
**D	VAILLSBURG FUND LLC	0	48.476	48.476
**D	VAILLSBURG FUND LLC	0	32.540	32.540
**D	WELLINGTON MANAGEMENT FUNDS (IRELAND) PLC	0	1.330.209	1.330.209
**D	MANULIFE ASSET MANAGEMENT INTERNATIONAL EQUITY	0	323.619	323.619
**D	INVESCO GLOBAL LOW VOLATILITY EQUITY YIELD FUND	0	104.448	104.448
**D	ZURICH INVEST ICAV	0	739.292	739.292
**D	SS BK AND TRUST COMPANY INV FUNDS FOR TAXEXEMPT	0	35.577.363	35.577.363

632

91

LISTA ESITO DELLE VOTAZIONE

Oggetto: Destinazione dell'utile di esercizio

FAVOREVOLI

Badge	Ragione Sociale	Proprio	Delega	Totale
**D	SSGA ACWI INTEGR ALPHA SELECT NON-LENDING QP COMMON	0	30.931	30.931
**D	SSGA FTSE RAFI DEVELOPED 1000 INDEX NON-LENDING COMMON	0	70.678	70.678
**D	SS FTSE DEV COMPREHENSIVE FACTOR IND NON-	0	37.993	37.993
**D	STATE STREET SP GIO INERA INDEX NON-LENDING COMMON	0	1.569.393	1.569.393
**D	STATE STREET RAFI DEVELOP EX-US INDEX NON-LENDING COMMON	0	18.859	18.859
**D	STATE STREET ALL-WRLD TOTL MKT CORE FTRS NON-LENDING COM TR	0	27.144	27.144
**D	SSGA ALL COUNTRY W EX-US INTEGR ALPHA SEL NON-LEND COMM TR F	0	130.632	130.632
**D	SSGA MSCI EUROPE SCREENED INDEX NON-LENDING COMMON	0	805.242	805.242
**D	MSCI EAFE PROV SCREENED INDEX NON - LENDING COMMON TR	0	151.534	151.534
**D	STATE STREET TOTAL RETURN V.I.S. FUND	0	23.292	23.292
**D	THE AB PORTFOLIOS - AB ALL MARKET TOTAL RETURN PORTFOLIO	0	195.283	195.283
**D	THE AB PORTFOLIOS - AB CONSERVATIVE WEALTH STRATEGY	0	36.979	36.979
**D	DB VERMOEGENFONDSMANDAT	0	105.100	105.100
**D	STATE STREET GLOBAL ADVISORS LUXEMBOURG SICAV	0	4.245.289	4.245.289
**D	COHEN AND STEERS SICAV (LDXEMBOURG)	0	7.863	7.863
**D	DE X-TRACKERS	0	29.539.205	29.539.205
**D	DEUTSCHE AM MULTI ASSET PIR FUND	0	1.251.173	1.251.173
**D	DEUTSCHE INVEST II	0	1.316.057	1.316.057
**D	DWS INVEST	0	136.663	136.663
**D	DWS FIXED MATURITY	0	521.448	521.448
**D	DWS INVESTMENT S.A. FOR ZURICH GLOBAL EQUITY	0	18.904	18.904
**D	DWS INVESTMENT S.A. FOR DWS CONCEPT DJE RESPONSIBLE INVEST	0	98.000	98.000
**D	DEUTSCHE ASSET MNGM S.A. FOR VERM FLEXIBEL (80./ . TEILGESCH)	0	15.171	15.171
**D	DWS INVESTMENT S.A. FOR DWS VERMOEGENSMANDAT-	0	15.621	15.621
**D	DWS INVESTMENT S.A. FOR DWS MULTI ASSET INCOME KONTROLLIERT	0	784.838	784.838
**D	DWS INVESTMENT S.A. FOR ARERO - DER WELTFONDS	0	1.102.202	1.102.202
**D	UBS ETF	0	153.039	153.039
**D	UBS ETF	0	1.255.327	1.255.327
**D	UBS ETF	0	3.418.228	3.418.228
**D	UBS ETF	0	474.793	474.793
**D	UBS ETF	0	244.072	244.072
**D	UBS ETF	0	239.435	239.435
**D	UBS ETF	0	6.713	6.713
**D	UBS ETF	0	162.097	162.097
**D	UBS ETF	0	102.504	102.504
**D	UBS ETF	0	45.407	45.407
**D	UBS ETF	0	347.039	347.039
**D	UBS ETF	0	336.846	336.846
**D	TRT FOR RET MED DEN & LIFE INS EL OF THE ARMY&AIR FORCE EX SRV	0	201.296	201.296
**D	THE RETIREMENT ANN PL FOR EMPL OF THE ARMY&AIR FORCE EX	0	493.589	493.589
**D	ABERDEEN SELECT INTERNATIONAL EQUITY FUND	0	608.500	608.500
**D	RUSSELL INVESTMENT COMPANY II PLC	0	326.034	326.034
**D	STATE STREET INTERNATIONAL STOCK SELECTION FUND	0	184.871	184.871

633

Azionisti in delega:  2.834



Assemblea Ordinaria del 14 maggio 2020

LISTA ESITO DELLE VOTAZIONI

Oggetto: Destinazione dell'utile di esercizio

FAVOREVOLI

Badge	Ragione Sociale	Proprio	Delega	Totale
**D	SANFORD C. BERNSTEIN FUND, INC. - INTERNATIONAL	0	2.168.260	2.168.260
**D	LAZARD INTERNATIONAL STRATEGIC EQUITY PORTFOLIO	0	15.497.357	15.497.357
**D	LAZARD INTERNATIONAL EQUITY PORTFOLIO	0	7.199.309	7.199.309
**D	GLOBAL INTREPID - CANADA FUND	0	20.847	20.847
**D	IBM 401K PLUS PLAN	0	1.507.975	1.507.975
**D	AMERICAN AIRLINES INC., MASTER FIXED BENEFIT PENSION TRUST	0	1.258.863	1.258.863
**D	GENERAL CONFERENCE CORPORATION OF SEVENTH DAY	0	108.022	108.022
**D	STATE OF ALASKA RETIREMENT AND BENEFITS PLANS	0	1.773.213	1.773.213
**D	COLLEGE RETIREMENT EQUITIES FUND	0	11.939.566	11.939.566
**D	COLLEGE RETIREMENT EQUITIES FUND	0	7.031.719	7.031.719
**D	TIIA-CREF INTERNATIONAL EQUITY FUND	0	3.765.318	3.765.318
**D	TIIA-CREF INTERNATIONAL EQUITY INDEX FUND	0	7.999.819	7.999.819
**D	TIIA - CREF LIFE FUNDS -INTERNATIONAL EQUITY FUND	0	81.288	81.288
**D	CONAGRA FOODS MASTER PENSION TRUST	0	113.109	113.109
**D	RACE INTERNATIONAL EQUITY INVESTMENTS	0	938.936	938.936
**D	RUSSELL INVESTMENT COMPANY - RUSSELL INTERN DEVELOPED MKT	0	1.103.926	1.103.926
**D	MERCY HEALTH	0	289.699	289.699
**D	MASSACHUSETTS LABORERS PENSION FUND	0	136.412	136.412
**D	BOSTON RETIREMENT SYSTEM	0	153.552	153.552
**D	VALIC COMPANY I - INTERNATIONAL EQUITIES INDEX FUND	0	669.953	669.953
**D	VALIC COMPANY I - GLOBAL STRATEGY FUND	0	105.249	105.249
**D	FONDATION LUCIE ET ANDRE CHAGNON	0	62.900	62.900
**D	BRIGHTHOUSE FUNDS TRUST II - METLIFE MSCI EAFE INDEX PTF	0	578.188	578.188
**D	STATE OF MINNESOTA	0	5.256.054	5.256.054
**D	RUSSELL INVESTMENT FUNDS INTERNATIONAL DEVELOPED MARKETS	0	198.232	198.232
**D	ALAMEDA COUNTY EMPLOYEES' RETIREMENT ASSOCIATION	0	2.303.290	2.303.290
**D	TRANSAMERICA INTERNATIONAL GROWTH	0	4.614.700	4.614.700
**D	MERCER NON-US CORE EQUITY FUND	0	1.191.688	1.191.688
**D	MERCER NON-US CORE EQUITY FUND	0	1.238.100	1.238.100
**D	JOHN HANCOCK LIFE AND HEALTH INSURANCE COMPANY	0	435.033	435.033
**D	TRANSAMERICA GREYSTONE INTERNATIONAL	0	1.899.400	1.899.400
**D	SPDR MSCI ACWI EX-US ETF	0	485.660	485.660
**D	SPDR S&P GLOBAL INFRASTRUCTURE ETF	0	1.376.623	1.376.623
**D	SPDR PORTFOLIO DEVELOPED WORLD EX-US ETF	0	1.996.960	1.996.960
**D	ORANGE COUNTY EMPLOYEES RETIREMENT SYSTEM	0	1.265.604	1.265.604
**D	MORGAN STANLEY INSTITUTIONAL FD TR - GLOBAL STRATEGIST PTF	0	33.642	33.642
**D	MORGAN STANLEY VAR INS FUND, INC. GLOBAL STRATEGIST PORTFOLIO	0	4.573	4.573
**D	STATE OF MONTANA BOARD OF INVESTMENTS	0	120.941	120.941
**D	EUROPE INVESTMENT FUND	0	116.464	116.464
**D	WELLINGTON DIVERSIFIED INFLATION HEDGES FUND	0	116.049	116.049
**D	MERCY HEALTH RETIREMENT TRUST	0	145.652	145.652
**D	TRUTH INITIATIVE FOUNDATION	0	18.774	18.774
**D	MAJOR LEAGUE BASEBALL PLAYERS PENSION PLAN	0	349.600	349.600

LISTA ESITO DELLE VOTAZIONE

Oggetto: Destinazione dell'utile di esercizio

FAVOREVOLI

Badge	Ragione Sociale	Proprio	Delega	Totale
**D	ULTRA SERIES FUND-INTERNATIONAL STOCK FUND	0	74.132	74.132
**D	MADISON INTERNATIONAL STOCK FUND	0	45.412	45.412
**D	SPDR STOXX EUROPE 50 ETF	0	140.061	140.061
**D	SPDR DJ EURO STOXX 50 ETF	0	4.902.284	4.902.284
**D	INTERNATIONAL ALPHA SELECT COMMON TRUST FUND	0	160.757	160.757
**D	COMMON TRUST ITALY FUND	0	7.779.930	7.779.930
**D	WORLD INDEX OLUS SECURITIES LENDING COMMON TRUST FUND	0	100.130	100.130
**D	NATWEST TR AND DEP SERV LTD AS TRUSTEE O LF PRUD EURO QIS FD	0	241.126	241.126
**D	SPDR S+P WORLD EX AUSTRALIA FUND	0	25.700	25.700
**D	AB GLOBAL RESEARCH INSIGHTS FUND	0	121.450	121.450
**D	ARGO GLOBAL LISTED INFRASTRUCTURE LIMITED	0	152.563	152.563
**D	RUSSELL INVESTMENTS LOW CARBON GLOBAL SHARES FUND	0	88.919	88.919
**D	EMERGENCY SERVICES SUPERANNUATION SCHEME	0	37.677	37.677
**D	FIRST STATE SUPERANNUATION SCHEME	0	360.681	360.681
**D	FIRST STATE SUPERANNUATION SCHEME	0	1.078.242	1.078.242
**D	RUSSELL INVESTMENTS TAX EFFECTIVE GLOBAL SHARES FUND	0	176.844	176.844
**D	RUSSELL INVESTMENTS GLOBAL LISTED INFRASTRUCTURE FUND -	0	300.134	300.134
**D	PINNACLE BNY MELLON GLOBAL INFRASTRUCTURE YIELD	0	84.257	84.257
**D	STATE STREET GLOBAL EQUITY FUND	0	200.832	200.832
**D	STATE STREET LOW CARBON ESG INTERNATIONAL	0	13.647	13.647
**D	AXA IM SUSTAINABLE EQUITY FUND	0	12.000	12.000
**D	RETAIL EMPLOYEES SUPERANNUATION TRUST	0	924.886	924.886
**D	REST AB TRUST	0	846.108	846.108
**D	INTERNATIONAL EQUITIES SECTOR TRUST	0	11.420	11.420
**D	SUNSUPER SUPERANNUATION FUND	0	2.691.331	2.691.331
**D	UBS IQ MSCI WORLD EX AUSTRALIA ETHICAL ENE	0	25.114	25.114
**D	UBS IQ MSCI EUROPE ETHICAL ETF	0	5.221	5.221
**D	VEMC INTERNATIONAL EQUITY TRUST 1	0	7.764	7.764
**D	VEMC INTERNATIONAL EQUITY TRUST 2	0	16.522	16.522
**D	STATE STREET GLOBAL INDEX PLUS TRUST	0	124.414	124.414
**D	RUSSELL INVESTMENTS INTERNATIONAL SHARES FUND	0	46.644	46.644
**D	STATE STREET INTERNATIONAL EQUITIES INDEX TRUST	0	257.258	257.258
**D	BLACKROCK AM SCHWEIZ AG OBO BIFS WORLD EX SWITZ EQ	0	178.641	178.641
**D	PEOPLE'S BANK OF CHINA	0	5.740.065	5.740.065
**D	FLOURISH INVESTMENT CORPORATION	0	2.076.420	2.076.420
**D	PEOPLE'S BANK OF CHINA	0	2.991.158	2.991.158
**D	BEST INVESTMENT CORPORATION	0	5.433.529	5.433.529
**D	THE TRUSTEES OF BP PENSION FUND	0	1.311.144	1.311.144
**D	NEW AIRWAYS PENSION SCHEME	0	2.714.875	2.714.875
**D	IFML VITALITY FUNDS - IFML VITALITY MULTI-ASSET INCOME FUND	0	7.145	7.145
**D	FIRSTSTRAND BANK LIMITED ATF THE INVESTEC WORLDWIDE	0	14.237	14.237
**D	THE TRUSTEES OF CONOCOPHILLIPS PENSION PLAN	0	130.547	130.547
**D	FAMILY INVESTMENTS CHILD TRUST FUND	0	229.557	229.557

435

LISTA ESITO DELLE VOTAZIONE

Oggetto: Destinazione dell'utile di esercizio

FAVOREVOLI

Badge	Ragione Sociale	Proprio	Delega	Totale
**D	FAMILY INVESTMENTS GLOBAL ICVC FAMILY BALANCED INT FUND	0	148.141	148.141
**D	NOTTINGHAMSHIRE COUNTY COUNCIL PENSION FUND	0	455.757	455.757
**D	HSBC AS TRUSTEE FOR SSGA EUROPE EX UK EQUITY TRACKER FUND	0	7.272.268	7.272.268
**D	NATWEST TRU+DEP SERV LTD AT OF ST JAMES'S PL ALT ASS UN TR	0	1.195.419	1.195.419
**D	NATWEST TRU+DEP SERV LTD ATO ST. JAMES'S PL GR EURO PROG UT TR	0	2.408.024	2.408.024
**D	NATWEST TRU+DEP SERV LTD ATO ST. JAMES'S PL BAL MANAGED UN TR	0	5.948.632	5.948.632
**D	NATWEST TRU+DEP SERV LTD ATO ST. JAMES'S PL CONT EURO UN TR	0	1.239.290	1.239.290
**D	NATWEST TRU+DEP SERV LTD ATO ST. JAMES'S PL GL EQ UN TR	0	13.431.446	13.431.446
**D	THE TRUSTEES OF THE GE UK PENSION COMMON INVESTMENT	0	364.073	364.073
**D	NATWEST TRU+DEP SERV LTD ATO ST. JAMES'S PL MULTI ASS UN TR	0	313.447	313.447
**D	MANAGED PENSION FUNDS LIMITED	0	5.323.114	5.323.114
**D	THE TRUSTEES OF STAGECOACH GROUP PENSION SCHEME	0	220.095	220.095
**D	THE TRUSTEES OF STAGECOACH GROUP PENSION SCHEME	0	380.200	380.200
**D	OLD MUTUAL INVESTMENT GROUP (PTY) LTD	0	11.718	11.718
**D	OLD MUTUAL LIFE ASSURANCE COMPANY (SOUTH AFRICA) LIMITED	0	78.814	78.814
**D	ALLIANZ INT INV FDS- ALLIANZ BEST STYLES GLOBAL AC EQUITY	0	70.458	70.458
**D	ALLIANZ UK-EUROPEAN INV FDS-ALLIANZ EUROPEAN EQUITY	0	125.294	125.294
**D	ALLIANZ UK + EUROPEAN INV FUNDS-ALLIANZ UK EQUITY	0	90.000	90.000
**D	HEOS INTERNATIONAL INV FUNDS ICVC- EUROPEAN FUND	0	633.105	633.105
**D	HEOS INTERNATIONAL INV FUNDS ICVC- INTERNATIONAL	0	1.682.995	1.682.995
**D	AVIVA LIFE PENSIONS UK LIMITED	0	48.143	48.143
**D	ALGEMEEN PENSIOENFONDS VAN CURACAO	0	175.766	175.766
**D	EAST RIDING PENSION FUND	0	913.248	913.248
**D	ES ALLIANCE BERNSTEIN UK OEIC ALL BERN EUR (EX UK) EQ ES F	0	902.312	902.312
**D	ES ALLIANCE BERNSTEIN UK OEIC - ES AB LOW VOLATILITY GLB EQ F	0	5.200	5.200
**D	THE TRUSTEES OF GOLDMAN SACHS UK RETIREMENT PLAN	0	18.087	18.087
**D	M+G INVESTMENT FUNDS (1) - M+G EUROPEAN INDEX	0	117.417	117.417
**D	M+G INVESTMENT FUNDS (1) - M+G GLOBAL THEMES FUND	0	3.656.333	3.656.333
**D	M+G INVESTMENT FUNDS (10) M+G GLOBAL LISTED	0	1.785.803	1.785.803
**D	M+G INVESTMENT FUNDS (4) - M+G SUSTAINABLE MULTI	0	11.705	11.705
**D	STICHTING PHILIPS PENSIOENFONDS	0	1.300.416	1.300.416
**D	VANGUARD INVESTMENTS FUNDS ICVC - VANGUARD	0	20.190	20.190
**D	VANGUARD INV FDS ICVC-VANG FTSE DEV WOR LD EX - UK EQ IND	0	1.793.118	1.793.118
**D	VANGUARD INV F ICVC-VANGUARD FTSE DEV EUROPE EX-UK EQ INDEX	0	3.275.421	3.275.421
**D	VANGUARD INV FUNDS ICVC-VANGUARD FTSE GLOB ALL CAP IND FUND	0	74.370	74.370
**D	VANGUARD WID INV SOLS F ICVC - FDMNTL LOW VOL IND GIO EQ F	0	244.003	244.003
**D	PUBLIC AUTHORITY FOR SOCIAL INSURANCE	0	67.830	67.830
**D	SCOTTISH WIDOWS INV SOL F ICVC- FUNDAMENTAL INDEX	0	962.455	962.455
**D	INVESTEC FUNDS SERIES I - DIVERSIFIED INCOME FUND	0	1.451.348	1.451.348
**D	ARAB BANK FOR ECONOMIC DEVELOPMENT IN	0	72.022	72.022
**D	SCOTTISH WIDOWS OVERSEAS GROWTH INV F ICVC - EURO GROWTH	0	2.281.593	2.281.593
**D	SCOTTISH WIDOWS OVERSEAS GROWTH INV FUNDS ICVC-GLOBAL	0	843.665	843.665
**D	SCOTTISH WIDOWS INV SOLUTIONS F ICVC- EUROPEAN (EX UK) EQ FD	0	1.630.061	1.630.061

635

GA

LISTA ESITO DELLE VOTAZIONI

Oggetto: Destinazione dell'utile di esercizio

FAVOREVOLI

Badge	Ragione Sociale	Proprio	Delega	Totale
**D	PACE INTERNATIONAL EQUITY INVESTMENTS	0	365.995	365.995
**D	CATHOLIC ENDORSEMENT FUND, LP	0	10.895	10.895
**D	MAINSTAY INTERNATIONAL OPPORTUNITIES FUND	0	74.796	74.796
**D	GMO BENCHMARK-FREE FUND	0	1.785.038	1.785.038
**D	GMO STRATEGIC OPPORTUNITIES ALLOCATION FUND	0	5.648	5.648
**D	GMO IMPLEMENTATION FUND	0	4.911.176	4.911.176
**D	PINEBRIDGE GLOBAL DYNAMIC ASSET ALLOCATION FUND LLC	0	1.232	1.232
**D	MEDIOLANUM GESTIONE FONDI SGR - FLESSIBILE FUTURO ITALIA	0	14.000.000	14.000.000
**D	MEDIOLANUM GESTIONE FONDI SGR - FLESSIBILE SVILUPPO ITALIA	0	2.000.000	2.000.000
**D	MEDIOLANUM GESTIONE FONDI SGR - FLESSIBILE LUGLIO 2022	0	51.949	51.949
**D	EPSILON SGR - EPSILON MULTIASSET VALORE GLOBALE LUGLIO 2022	0	35.584	35.584
**D	EPSILON SGR - EPSILON MULTIASSET VALORE GLOBALE MARZO 2022	0	70.451	70.451
**D	EPSILON SGR - EPSILON MULTIASSET VALORE GLOBALE SETE 2021	0	80.913	80.913
**D	EPSILON SGR - EPSILON FLESSIBILE AZIONI EURO SETTEMBRE 2020	0	18.946	18.946
**D	EPSILON SGR - EPSILON OVALUE	0	614	614
**D	EPSILON SGR - EPSILON MULTIASSET 3 ANNI LUGLIO 2020	0	5.400	5.400
**D	EPSILON SGR - EPSILON FLESSIBILE AZIONI EURO GIUGNO 2021	0	162.460	162.460
**D	EPSILON SGR - EPSILON MULTIASSET VALORE GLOBALE GIUGNO 2021	0	64.081	64.081
**D	EPSILON SGR - EPSILON MULTIASSET VALORE GLOBALE DIC 2021	0	1.418	1.418
**D	EPSILON SGR - EPSILON DLONGRUN	0	58.287	58.287
**D	EPSILON SGR - EPSILON FLESSIBILE AZIONI EURO NOVEMBRE 2020	0	8.157	8.157
**D	EPSILON SGR - EPSILON FLESSIBILE AZIONI EURO APRILE 2021	0	64.823	64.823
**D	EPSILON SGR - EPSILON MULTIASSET VALORE GLOBALE MAGGIO 2022	0	1.221	1.221
**D	EPSILON SGR - EPSILON MULTIASSET 3 ANNI MAGGIO 2020	0	12.780	12.780
**D	EPSILON SGR - EPSILON EQUITY	0	16.407	16.407
**D	EPSILON SGR - EPSILON ALLOCAZIONE TATTICA GIUGNO 2020	0	19.193	19.193
**D	EPSILON SGR - EPSILON FLESSIBILE AZIONI EURO FEBBRAIO 2021	0	105.048	105.048
**D	EPSILON SGR - EPSILON QRETURN	0	8.342	8.342
**D	EURIZON CAPITAL SGR - EURIZON PIR ITALIA 30	0	2.230	2.230
**D	EURIZON CAPITAL SGR - EURIZON TOP SELEC CRESCITA DIC 2023	0	3.761	3.761
**D	EURIZON CAPITAL SGR - EURIZON TOP SELEC EQUILIBRIO GIU 2024	0	2.874	2.874
**D	EURIZON CAPITAL SGR - EURIZON TOP SELEC EQUILIBRIO DIC 2024	0	7.602	7.602
**D	EURIZON CAPITAL SGR - EURIZON TOP SELEC CRESCITA DIC 2024	0	2.558.931	2.558.931
**D	EURIZON CAPITAL SGR - EURIZON PROGETTO ITALIA 70	0	340.436	340.436
**D	EURIZON CAPITAL SGR - EURIZON PIR ITALIA AZIONI	0	2.841.162	2.841.162
**D	EURIZON CAPITAL SGR - EURIZON AZIONI ITALIA	0	64.259	64.259
**D	EURIZON CAPITAL SGR - EURIZON RENDITA	0	6.949	6.949
**D	EURIZON CAPITAL SGR - EURIZON MULTIASSET TREND DICEMBRE 2022	0	2.320	2.320
**D	EURIZON CAPITAL SGR - EURIZON TOP SELEC EQUILIBRIO MAG 2024	0	5.194	5.194
**D	EURIZON CAPITAL SGR - EURIZON TOP SELEC CRESCITA MAR 2025	0	20.300	20.300
**D	EURIZON CAPITAL SGR - EURIZON GLOBAL MULTIASSET SELEC SET 22	0	2.703	2.703
**D	EURIZON CAPITAL SGR - EURIZON TOP SELEC EQUILIBRIO MAR 2024	0	3.799	3.799
**D	EURIZON CAPITAL SGR - EURIZON TOP SELEC CRESCITA MAR 2024	0	5.336	5.336

637

EA

LISTA ESITO DELLE VOTAZIONE

Oggetto: Destinazione dell'utile di esercizio

FAVOREVOLI

Badge	Ragione Sociale	Proprio	Delega	Totale
**D	EURIZON CAPITAL SGR - EURIZON TOP SELEC CRESCITA GIU 2024	0	7.102	7.102
**D	EURIZON CAPITAL SGR - EURIZON TOP SELEC EQUILIBRIO SET 2024	0	4.597	4.597
**D	EURIZON CAPITAL SGR - EURIZON TOP SELEC EQUILIBRIO MAR 2025	0	3.171	3.171
**D	EURIZON CAPITAL SGR - EURIZON PROGETTO ITALIA 40	0	2.635.723	2.635.723
**D	EURIZON CAPITAL SGR - EURIZON AZIONI EUROPA	0	507.729	507.729
**D	EURIZON CAPITAL SGR - EURIZON AZIONI INTERNAZIONALI	0	208.178	208.178
**D	EURIZON CAPITAL SGR - EURIZON AZIONI AREA EURO	0	429.170	429.170
**D	EURIZON CAPITAL SGR - EURIZON TOP SELEC CRESCITA SET 2024	0	8.164	8.164
**D	EURIZON CAPITAL SGR - EURIZON TOP SELEC CRESCITA MAG 2025	0	1.518	1.518
**D	EURIZON CAPITAL SGR - EURIZON TOP SELEC EQUILIBRIO MAG 2025	0	1.000	1.000
**D	STG PFDS CORP EXPRESS MANDAAT ALLIANCE CAPITA	0	43.957	43.957
**D	STICHTING PENSIOENFONDS FGB UBS- MSCI EUROPE EQUITY PASSIVE	0	3.825.309	3.825.309
**D	STICHTING PENSIOENFONDS FGB UBS- GLOBAL EQUAL WEIGHTED EQUITY	0	190.443	190.443
**D	STICHTING TELEGRAAF PENSIOENFONDS 1959	0	131.545	131.545
**D	STG PFDS ACHMEA MANDAAT BLACKROCK	0	408.587	408.587
**D	STICHTING PENSIOENFONDS FGB	0	629.159	629.159
**D	ST BEW S.A. BEL.POOLS GLOB.EQ. FACTOR FUND	0	349.494	349.494
**D	STICHTING J.E. ASR ES G INDEXPLUS INST. FONDSSEN INZAKE EUROPA	0	1.115.397	1.115.397
**D	ALLIANZ AZIONI EUROPA	0	542.108	542.108
**D	ALLIANZ AZIONI ITALIA	0	3.000.000	3.000.000
**D	ALLIANZ GLOBAL STRATEGY 15	0	11.683	11.683
**D	ALLIANZ GLOBAL STRATEGY 30	0	19.579	19.579
**D	ALLIANZ GLOBAL STRATEGY 70	0	197.567	197.567
**D	ALLIANZ ITALIA 50 SPECIAL	0	125.000	125.000
**D	AGF EUROPEAN EQUITY FUND	0	160.416	160.416
**D	AGF GLOBAL REAL ASSETS FUND	0	148.399	148.399
**D	AGF ALL WORLD TAX ADVANTAGE GROUP LIMITED	0	188.154	188.154
**D	AGF ALL WORLD TAX ADVANTAGE GROUP LIMITED	0	213.111	213.111
**D	AGN HEWITT GLOBAL EQUITY FUND	0	280.273	280.273
**D	GLOBAL MANAGED VOLATILITY FUND	0	494.027	494.027
**D	PENSION PLAN FOR EMPLOYEES OF THE BUSINESS DEVEL.BANK OF CANADA	0	23.500	23.500
**D	SUPPLEMENTAL RETIREMENT PLAN OF THE BUSINESS DEVELOPMENT BANK OF	0	17.400	17.400
**D	THE CANADA LIFE ASSURANCE COMPANY	0	169.810	169.810
**D	COLLEGES OF APPLIED ARTS AND TECHNOLOGY PENSION P	0	1	1
**D	COLLEGES OF APPLIED ARTS AND TECHNOLOGY PENSION P	0	1	1
**D	CO-OPERATIVE SUPERANNUATION SOCIETY PENSION PLAN	0	220.848	220.848
**D	CANADIAN CHRISTIAN SCHOOL PENSION TRUST FUND	0	8.126	8.126
**D	THE CALGARY FOUNDATION	0	197.170	197.170
**D	ONTARIO POWER GENERATION INC .	0	110.408	110.408
**D	THE ROYAL INST FOR THE ADVANCEMENT OF LEARNING MCGILL UNIVERSITY	0	909.926	909.926
**D	RENAISSANCE INTERNATIONAL EQUITY PRIVATE POOL	0	52.195	52.195
**D	RENAISSANCE INTERNATIONAL EQUITY PRIVATE POOL	0	5.396	5.396
**D	RENAISSANCE INTERNATIONAL EQUITY PRIVATE POOL	0	44.603	44.603

5384

EM

638

LISTA ESITO DELLE VOTAZIONE

Oggetto: Destinazione dell'utile di esercizio

FAVOREVOLI

Badge	Ragione Sociale	Proprio	Delega	Totale
**D	THE GREAT-WEST LIFE ASSURANCE COMPANY	0	118.400	118.400
**D	ACADIAN CORE INTERNATIONAL EQUITY FUND	0	33.834	33.834
**D	COUNSEL GLOBAL DIVIDEND	0	71.932	71.932
**D	COUNSEL DEFENSIVE GLOBAL EQUITY	0	14.444	14.444
**D	IPC MULTI-FACTOR INTERNATIONAL EQUITY	0	71.655	71.655
**D	IMPERIAL TOBACCO PENSION INVESTMENT TRUST FUND	0	106.884	106.884
**D	INCO ELECTED MASTER TRUST	0	1.579.978	1.579.978
**D	INVESTORS SUMMA SRI FUND	0	39.663	39.663
**D	BLACKROCK - IG INTERNATIONALEQUITY POOL	0	60.385	60.385
**D	IPROFILE INTERNATIONAL EQUITY POOL	0	254.146	254.146
**D	IG MACKENZIE GLOBAL INFRASTRUCTURE CLASS	0	233.200	233.200
**D	IUOE LOCAL 793 MEMBERS PENSION BENEFITTRUST OF ONTARIO	0	269.666	269.666
**D	LONDON LIFE INSURANCE COMPANY	0	1.449.269	1.449.269
**D	LONDON LIFE INSURANCE COMPANY	0	13.628	13.628
**D	LYSANDER-TRIESTA ALL COUNTRY EQUITY FUND	0	8.190	8.190
**D	GLOBAL INFRASTRUCTURE EQUITY FUND LONDON CAPITAL	0	135.598	135.598
**D	SYMMETRY US EQUITY FUND	0	58.150	58.150
**D	MACKENZIE GLOBAL SUSTAINABILITYAND IMPACT BALANCED FUND	0	36.158	36.158
**D	MACKENZIE GLOBAL ENVIRONMENTAL EQUITY FUND	0	276.748	276.748
**D	MACKENZIE GLOBAL EQUITY FUND	0	124.216	124.216
**D	MACKENZIE INTERNATIONAL QUANTITATIVE LARGE CAP FUND	0	272.578	272.578
**D	MCGILL UNIVERSITY PENSION FUND	0	27.395	27.395
**D	MCLEAN & PARTNERS PRIVATE INTERNATIONAL EQUITY POOL	0	301.700	301.700
**D	MACKENZIE MAXIMUM DIVERS.ALL WORLD DEVELOPED EX NORTH AMERICA IE	0	468.200	468.200
**D	MACKENZIE INTERNATIONAL EQUITY INDEX ETF	0	16.691	16.691
**D	MACKENZIE MAX DIVERSIFICATION DEVELOPED EUR INDEX ETF	0	14.663	14.663
**D	THE PENSION PLAN FOR EMPLOYEES OF MARINE ATLANTIC INC.	0	12.430	12.430
**D	THE GLENCORE CANADIAN PENSION FUNDS TRUST-FOREIGN EQUITY FUND	0	42.919	42.919
**D	NOVA SCOTIA PUBLIC SERVICE SUPERANNUATION FUND	0	81.153	81.153
**D	NOVA SCOTIA TEACHERS' PENSION FUND	0	55.200	55.200
**D	BMO CANADA PENSION PLAN	0	495.379	495.379
**D	BMO CANADA PENSION PLAN	0	374.412	374.412
**D	FURPOSE INTERNATIONAL DIVIDEND FUND	0	372.314	372.314
**D	CC&L DIVERSIFIED INCOME PORTFOLIO	0	22.783	22.783
**D	RENAISSANCE GLOBAL EQUITY PRIVATE POOL	0	176.237	176.237
**D	RENAISSANCE REAL ASSETS PRIVATEPOOL	0	8.728	8.728
**D	TD EMERALD INTERNATIONAL EQUITYINDEX FUND	0	4.129	4.129
**D	TD INTERNATIONAL GROWTH FUND	0	4.752	4.752
**D	TD INTERNATIONAL INDEX FUND	0	394.400	394.400
**D	TD EUROPEAN INDEX FUND	0	1.751.277	1.751.277
**D		0	7.474.978	7.474.978
**D		0	318.786	318.786
**D		0	54.252	54.252

63P

LISTA ESITO DELLE VOTAZIONE

Oggetto: Destinazione dell'utile di esercizio

FAVOREVOLI

Badge	Ragione Sociale	Proprio	Delega	Totale
**D	TD INTERNATIONAL STOCK FUND	0	1.162.400	1.162.400
**D	TD INTERNATIONAL EQUITY INDEX ETF	0	24.553	24.553
**D	TD Q GLOBAL MULTIFACTOR ETF	0	4.496	4.496
**D	GREYSTONE GLOBAL EQUITY FUND	0	116.887	116.887
**D	GREYSTONE INTERNATIONAL EQUITY FUND	0	1.513.200	1.513.200
**D	GREYSTONE INTERNATIONAL INCOME AND GROWTH FUND	0	183.900	183.900
**D	GREYSTONE GLOBAL INCOME AND GROWTH FUND	0	263.266	263.266
**D	IMPERIAL INTERNATIONAL EQUITY POOL	0	1.452.573	1.452.573
**D	IMPERIAL INTERNATIONAL EQUITY POOL	0	229.619	229.619
**D	IMPERIAL INTERNATIONAL EQUITY POOL	0	104.099	104.099
**D	IMPERIAL OVERSEAS EQUITY POOL	0	15.584	15.584
**D	IMPERIAL OVERSEAS EQUITY POOL	0	67.417	67.417
**D	ONTARIO POWER GENERATION INC	0	1.191.507	1.191.507
**D	UNIVERSITY OF GUELPH FOREIGN PROPERTY TRUST	0	167.600	167.600
**D	UNIVERSITY OF GUELPH	0	66.200	66.200
**D	THE WAWANESA MUTUAL INSURANCE COMPANY	0	3.392	3.392
**D	WINDWISE MSCI EAFE INDEX NON-LENDING, FUND FOR EXEMPT ORG.	0	387.915	387.915
**D	BMO PRIVATE INTERNATIONAL EQUITY PORTFOLIO	0	1.954.422	1.954.422
**D	CIBC INTERNATIONAL INDEX FUND	0	224.830	224.830
**D	CIBC EUROPEAN INDEX FUND	0	50.285	50.285
**D	CIBC POOLED INTERNATIONAL EQUITY INDEX FUND	0	41.023	41.023
**D	EUROPEAN DIVIDEND GROWTH FUND	0	65.985	65.985
**D	GLOBAL DIVIDEND GROWTH SPLIT CORP.	0	213.100	213.100
**D	BROMPTON GLOBAL DIVIDEND GROWTH FUND	0	113.025	113.025
**D	RENAISSANCE GLOBAL VALUE FUND	0	40.333	40.333
**D	ALLIANZ GLOBAL INVESTORS FUND	0	15.845.811	15.845.811
**D	SK THEMEN	0	200.000	200.000
**D	SK WELT	0	400.000	400.000
**D	SK EUROPA	0	450.000	450.000
**D	ALLIANZ SUISSE - STRATEGY FUND	0	26.127	26.127
**D	METALLRENTE FONDS PORTFOLIO	0	217.100	217.100
**D	PREMIUMMANDAT BALANCE	0	62.606	62.606
**D	PREMIUMMANDAT DYNAMIK	0	100.021	100.021
**D	ALLIANZ STIFTUNGSFONDS NACHHALTIGKEIT	0	98.096	98.096
**D	AZ EURO INVESTMENTS S.A.	0	1.236.652	1.236.652
**D	RP RENDITE PLUS	0	69.413	69.413
**D	AXA WORLD FUNDS	0	3.681.188	3.681.188
**D	BLACKROCK STRATEGIC FUNDS	0	849.673	849.673
**D	BLACKROCK GLOBAL INDEX FUNDS	0	555.480	555.480
**D	INDEXIQ	0	194.290	194.290
**D	SERVICED PLATFORM SICAV	0	43.301	43.301
**D	GOLDMAN SACHS FUNDS	0	161.399	161.399
**D	GOLDMAN SACHS FUNDS	0	612.257	612.257



660

LISTA ESITO DELLE VOTAZIONE

Oggetto: Destinazione dell'utile di esercizio

FAVOREVOLI

Badge	Ragione Sociale	Proprio	Delega	Totale
**D	GOLDMAN SACHS FUNDS II	0	101.104	101.104
**D	M&G (LUX) INVESTMENT FUNDS 1	0	1.826.053	1.826.053
**D	INVESTEC GLOBAL STRATEGY FUND	0	5.155.153	5.155.153
**D	ISHARES MSCI EAFE INTERNATIONAL INDEX FUND	0	3.433.611	3.433.611
**D	BLACKROCK UTILITIES INFRASTRUCTURE AND POWER OPPORTUNITIES TRUST	0	2.493.825	2.493.825
**D	ISHARES MSCI ACWI ETF	0	1.848.553	1.848.653
**D	ISHARES MSCI ACWI EX US ETF	0	1.390.169	1.390.169
**D	ISHARES GLOBAL UTILITIES ETF	0	766.559	766.559
**D	ISHARES MSCI EUROZONE ETF	0	7.561.039	7.561.039
**D	ISHARES EUROPE ETF	0	1.295.558	1.295.558
**D	ISHARES MSCI EAFE VALUE ETF	0	29.934.723	29.934.723
**D	ISHARES MSCI EAFE VALUE ETF	0	6.597.453	6.597.453
**D	ISHARES MSCI KOKUSAI ETF	0	27.474	27.474
**D	ISHARES GLOBAL INFRASTRUCTURE ETF	0	12.559.510	12.559.510
**D	ISHARES INTERNATIONAL SELECT DIVIDEND ETF	0	4.913.056	4.913.056
**D	ISHARES EDGE MSCI MIN VOL EAFE ETF	0	4.783.190	4.783.190
**D	ISHARE EDGE MSCI MIN VOL EAFE INDEX FUND OF BLACKROCK FUNDS	0	1.779.814	1.779.814
**D	ISHARES CORE MSCI EUROPE ETF	0	24.087	24.087
**D	ISHARES EDGE MSCI MIN VOL EUROPE ETF	0	2.872.260	2.872.260
**D	ISHARES EDGE MSCI INTEL MOMENTUM FACTOR ETF	0	24.405	24.405
**D	ISHARES EDGE MSCI INTEL VALUE FACTOR ETF	0	342.822	342.822
**D	ISHARES EDGE MSCI INTL SIZE FACTOR ETF	0	642.875	642.875
**D	ISHARES INTERNATIONAL DIVIDEND GROWTH ETF	0	1.514	1.514
**D	ISHARES MSCI WORLD ETF	0	159.232	159.232
**D	ISHARES CORE MSCI EAFE ETF	0	159.178	159.178
**D	ISHARES CORE MSCI TOTAL INTERNATIONAL STOCK ETF	0	34.912.669	34.912.669
**D	ISHARES CORE MSCI INTERNATIONAL DEVELOPED MARKETS ETF	0	6.598.557	6.598.557
**D	ISHARES CORE MSCI EAFE IMI INDEX ETF	0	1.346.177	1.346.177
**D	ISHARES INTERNATIONAL FUNDAMENTAL INDEX ETF	0	1.334.278	1.334.278
**D	ISHARES GLOBAL MONTHLY DIVIDEND INDEX ETF (CAD-HEDGED)	0	152.632	152.632
**D	CONNECTICUT GENERAL LIFE INSURANCE COMPANY	0	59.981	59.981
**D	BLACKROCK STRATEGIC GLOBAL BOND FUND INC	0	43.111	43.111
**D	TOTAL INTERNATIONAL EX U.S. INDEX MASTER PORTFOLIO OF MASTER INV	0	20.448	20.448
**D	INTERNATIONAL TILTS MASTER PORTFOLIO OF MASTER INVESTMENT PORTFO	0	209	209
**D	PRINCIPAL GLOBAL INVESTORS COLLECTIVE INVESTMENT TRUST	0	391.548	391.548
**D	PRINCIPAL GLOB. INVES. COLLECT INVEST. TRUST INTR.GROWTH EQUITY	0	61.431	61.431
**D	AMERICAN CENTURY ETF TRUST-AVANTIS INTERNATIONAL EQUITY ETF	0	489.227	489.227
**D	XEROX CANADA EMPLOYEES RETIREMENT PLAN	0	138.238	138.238
**D	ABERDEEN GLOBAL INFRASTRUCTURE FUND	0	131.660	131.660
**D	ARROWSTREET GLOBAL EQUITY ACWI TRUST FUND	0	44.800	44.800
**D	ARROWSTREET INTERNATIONAL EQUITY EAFE TRUST FUND	0	232.100	232.100
**D		0	234.011	234.011
**D		0	599.801	599.801

LISTA ESITO DELLE VOTAZIONE

Oggetto: Destinazione dell'utile di esercizio

FAVOREVOLI

Badge	Regione Sociale	Proprio	Delega	Totale
**D	ARROWSTREET INTERNATIONAL EQUITY ACWI EX US TRUST FUND	0	2.334.381	2.334.381
**D	AMERICAN BUREAU OF SHIPPING	0	6.606	6.606
**D	UNITED TECHNOLOGIES CORPORATION EMPLOYEE SAVINGS PLAN MASTER TRU	0	910.538	910.538
**D	BEAR CREEK INC.	0	48.052	48.052
**D	BROOKFIELD REAL ASSETS HYBRID MASTER FUND L.P. C O MAOLES CORPORATE SERVICES LIMITED	0	52.900	52.900
**D	MERCER DIOCESE OF BROOKLYN GROWTH STRATEGY	0	147.700	147.700
**D	MERCER DIOCESE OF BROOKLYN GROWTH STRATEGY	0	158.091	158.091
**D	MERCER DIOCESE OF BROOKLYN LAY PENSION INVESTMENT TRUST	0	57.900	57.900
**D	MERCER DIOCESE OF BROOKLYN LAY PENSION INVESTMENT TRUST	0	48.415	48.415
**D	COMMONFUND SCREENED GLOBAL EQUITY, LLC	0	11.500	11.500
**D	AMERICAN FUNDS GLOBAL INSIGHT FUND	0	1.242.553	1.242.553
**D	AMERICAN FUNDS INTERNATIONAL VANTAGE FUND	0	2.174.615	2.174.615
**D	XTRACKERS (IE) PUBLIC LIMITED COMPANY	0	673.318	673.318
**D	MICROSOFT CORPORATION SAVINGS PLUS 401(K) PLAN	0	971.520	971.520
**D	ALLIANZGI BEST STYLES GLOBAL MANAGED VOLATILITY PORTFOLIO	0	20.863	20.863
**D	ALLIANZGI NEJ INTERNATIONAL VALUE FUND	0	185.725	185.725
**D	ALLIANZGI GLOBAL NATURAL RESOURCES FUND	0	8.555	8.555
**D	ALLIANZGI GLOBAL DYNAMIC ALLOCATION FUND	0	18.941	18.941
**D	ALLIANZGI BEST STYLES GLOBAL EQUITY FUND	0	82.994	82.994
**D	PEG SELECT	0	290.895	290.895
**D	FEDEX CORPORATION EMPLOYEES PENSION TRUST	0	564.073	564.073
**D	FRANKLIN LIBERTYQT INTERNATIONAL EQUITY INDEX ETF	0	15.450	15.450
**D	FRANKLIN TEMPLETON ETF TRUST - FRANKLIN FTSE EUROPE ETF	0	202.850	202.850
**D	FRANKLIN TEMPLETON ETF TRUST - FRANKLIN FTSE ITALY ETF	0	71.307	71.307
**D	FRANKLIN TEMPLETON ETF TRUST - FRANKLIN LIBERTYQ INT'L EQUITY HEDG	0	18.592	18.592
**D	FRANKLIN TEMPLETON ETF TRUST-FRANKLIN LIBERTYQ GLOBAL EQUITY ETF	0	6.896	6.896
**D	FRANKLIN FTSE EUROPE EX U.K. INDEX ETF	0	106.671	106.671
**D	FRANKLIN TEMPLETON ETF TRUST - FRANKLIN FTSE EUROPE HEDGED ETF	0	4.041	4.041
**D	HARBOR ROBECO INTERNATIONAL CONSERVATIVE EQUITIES FUND	0	4.089	4.089
**D	HARBOR ROBECO GLOBAL CONSERVATIVE EQUITIES FUND	0	2.082	2.082
**D	GUARDIAN GLOBAL UTILITIES VIP FUND	0	439.605	439.605
**D	GUARDIAN INTERNATIONAL VALUE VIP FUND	0	525.376	525.376
**D	THE GENERAL MOTORS CANADA HOURLY PLAN TRUST	0	58.163	58.163
**D	JOHN HANCOCK WORLDWIDE INVESTORS PUBLIC LIMITED COMPANY	0	26.183	26.183
**D	HAND COMPOSITE EMPLOYEE BENEFIT TRUST	0	27.399	27.399
**D	PIMCO BALANCED INCOME FUND (CANADA)	0	13.268	13.268
**D	HARTFORD MULTI-ASSET INCOME FUND	0	4.014	4.014
**D	THE HARTFORD BALANCED FUND	0	219.126	219.126
**D	AMERICAN FUNDS INSURANCE SERIES GROWTH INCOME FUND	0	102.563	102.563
**D	AMERICAN FUNDS INSURANCE SERIES GROWTH INCOME FUND	0	8.712.341	8.712.341
**D	AMERICAN FUNDS FUNDAMENTAL INVESTORS	0	56.826.957	56.826.957
**D	AMERICAN FUNDS INSURANCE SERIESASSET ALLOCATION FUND	0	24.000.000	24.000.000
**D	AMERICAN FUNDS INSURANCE SERIES GLOBAL GROWTH AND INCOME FUND	0	3.539.000	3.539.000

89

662

LISTA ESITO DELLE VOTAZIONE

Oggetto: Destinazione dell'utile di esercizio

FAVOREVOLI

Badge	Regione Sociale	Proprio	Delega	Totale
**D	AMERICAN FUNDS INSURANCE SERIESGLOBAL BALANCED FUND	0	88.100	88.100
**D	AMERICAN FUNDS INSURANCE SERIES CAPITAL INCOME BUILDER	0	2.264.384	2.264.384
**D	CAPITAL GROUP GLOBAL GROWTH COMMON TRUST (US)	0	1.531	1.531
**D	CAPITAL GROUP INTERNATIONAL GROWTH COMMON TRUST (US)	0	4.546	4.546
**D	CAPITAL GROUP US GROWTH AND INCOME COMMON TRUST (US)	0	803	803
**D	ROCHE U.S. RETIREMENT PLANS MASTER TRUST	0	435.761	435.761
**D	ROCHE U.S. RETIREMENT PLANS MASTER TRUST	0	1.410.789	1.410.789
**D	HEALTHONE	0	160.038	160.038
**D	HERITAGE AND STABILISATION FUND	0	1.575.638	1.575.638
**D	BROOKFIELD GLOBAL REAL ASSET FUND	0	17.700	17.700
**D	GLOBAL MULTI ASSET STRATEGY FUND	0	20.551	20.551
**D	WILLIAM BLAIR INSTITUTIONAL INTERNATIONAL GROWTH FUND	0	1.266.578	1.266.578
**D	WILLIAM BLAIR COLLECTIVE INVESTMENT TRUST	0	1.178.842	1.178.842
**D	WILLIAM BLAIR SYSTEMATIC INTERNATIONAL ALL CAP CORE FUND LLC	0	765.913	765.913
**D	WILLIAM BLAIR SYSTEMATIC INTERNATIONAL ALL CAP CORE FUND LLC	0	2.364	2.364
**D	KAISER FOUNDATION HEALTH PLAN INC RETIREE HEALTH AND WELFARE PLA	0	141.632	141.632
**D	FIRST CHURCH OF CHRIST SCIENTIST	0	5.284	5.284
**D	FIRST CHURCH OF CHRIST SCIENTIST	0	42.448	42.448
**D	LAZARD/WILMINGTON INTERNATIONAL EQUITY COLLECTIVE TRUST	0	1.659.094	1.659.094
**D	LAZARD/WILMINGTON COLLECTIVE TRUST	0	183.892	183.892
**D	JANUS CAPITAL MANAGEMENT LLC	0	110	110
**D	JOHNSON AND JOHNSON PENSION SAVINGS PLANS MASTER TRUST	0	2.872.523	2.872.523
**D	INVESCO MULTI SERIES FUNDS-INVESCO GLOBAL TARGETED RETURNS FUND	0	32.587	32.587
**D	INTECH GLOBAL ALL COUNTRY ENHANCED INDEX FUND LLC	0	9.833	9.833
**D	SUNAMERICA SERIES TRUST-SA LEGG MASON TACTICAL OPPORTUNITIES PO	0	1.479	1.479
**D	SEASONS SERIES TRUST SA PUTNAM ASSET ALLOCATION DIVERSIFIED GRO	0	38.219	38.219
**D	SUNAMERICA SERIES TRUST SA JPM DIVERSIFIED BALANCED PORTFOLIO	0	55.309	55.309
**D	SUNAMERICA SERIES TRUST-SA GOLDMAN SACHS MULTI-ASSET INSIGHT PRT	0	812	812
**D	SEASONS SERIES TRUST SA MULTI-MANAGED INTERNATIONAL EQUITY PORTE	0	64.005	64.005
**D	SUNAMERICA SERIES TRUST SA BLACKROCK VCP GLOBAL MULTI ASSET PORT	0	20.926	20.926
**D	SUNAMERICA SERIES TRUST- SA SCHROEDERS VCP GLOBAL ALLOCATION PORT	0	14.755	14.755
**D	SUNAMERICA SERIES TRUST - SA INTERNATIONAL INDEX PORTFOLIO	0	267.270	267.270
**D	DWS GLOBAL INCOME BUILDER FUND	0	121.171	121.171
**D	DWS GLOBAL INCOME BUILDER VIP	0	20.783	20.783
**D	KEP INTERNATIONAL EQUITY FUND	0	233.262	233.262
**D	KANSAS PUBLIC EMPLOYEES RETIREMENT SYSTEM	0	2.083.135	2.083.135
**D	KANSAS PUBLIC EMPLOYEES RETIREMENT SYSTEM	0	2.128.196	2.128.196
**D	CAYMAN ISLANDS CHAMBER OF COMMERCE PENSION FUND	0	71.740	71.740
**D	CAYMAN ISLANDS CHAMBER OF COMMERCE PENSION FUND	0	19.400	19.400
**D	LVIP BLACKROCK GLOBAL ALLOCATION FUND	0	721.052	721.052
**D	LVIP MONDRIAN INTERNATIONAL VALUE FUND	0	3.017.144	3.017.144
**D	LVIP SSGA INTERNATIONAL INDEX FUND	0	1.821.236	1.821.236
**D	COUNTY OF LOS ANGELES SAVINGS PLAN D THRIFT PLAN	0	3.800	3.800

663

LISTA ESITO DELLE VOTAZIONE

Oggetto: Destinazione dell'utile di esercizio

FAVOREVOLI

Badge	Ragione Sociale	Proprio	Delega	Totale
**D	RHUMBLINE INTERNATIONAL POOLED INDEX TRUST	0	155.397	155.397
**D	STICHTING PENSIOENFONDS WOMEN	0	203.705	203.705
**D	STICHTING PENSIOENFONDS PGB MANNUMERIC-GLOBAL DEVELOPED MULTI FACTOR	0	1.361.957	1.361.957
**D	CIDEL INTERNATIONAL EQUITY FUND	0	28.066	28.066
**D	CIDEL BANK AND TRUST INC. CIDELPL	0	1.905	1.905
**D	CIDEL TRUST COMPANY	0	32.770	32.770
**D	CITY UNIVERSITY OF NEW YORK	0	11.549	11.549
**D	ABERDEEN GLOBAL ABSOLUTE RETURNSTR	0	15.737	15.737
**D	LAZARD INTERNATIONAL EQUITY (CANADA) FUND	0	57.426	57.426
**D	MAINSTAY CBRE GLOBAL INFRASTRUCTURE	0	1.277.877	1.277.877
**D	AB INTERNATIONAL STRATEGIC EQUITIES HARVESTING SERIES	0	232.340	232.340
**D	NUVEEN WINSLOW INTERNATIONAL LARGE CAP FUND	0	6.536	6.536
**D	NUVEEN REAL ASSET INCOME FUND	0	2.507.988	2.507.988
**D	NUVEEN REAL ASSET INCOME AND GROWTH FUND	0	685.500	685.500
**D	NUVEEN REAL ASSET LIFE INSURANCE COMPANY	0	64.647	64.647
**D	TALCOTT RESOLUTION LIFE INSURANCE COMPANY	0	1.126.492	1.126.492
**D	TEXAS MUNICIPAL RETIREMENT SYSTEM	0	486.319	486.319
**D	TEXAS MUNICIPAL RETIREMENT SYSTEM	0	350.696	350.696
**D	NBI GLOBAL REAL ASSETS INCOME ETF	0	96.454	96.454
**D	BURROUGHS WELLCOME FUND	0	3.182.542	3.182.542
**D	CITY OF NEW YORK GROUP TRUST	0	52.000	52.000
**D	ORIGIN INTERNATIONAL EQUITY FUND	0	1.590.455	1.590.455
**D	FIDELITY COMMONWEALTH TRUST II: FIDELITY INT'L ENHANCED INDEX FD	0	22.900	22.900
**D	FIDELITY COVINGTON TRUST: FIDELITY INTL VALUE FACTOR ETF	0	15.952	15.952
**D	FIDELITY COVINGTON TRUST: FIDELITY TARGETED INTL FACTOR ETF	0	739.333	739.333
**D	PIMCO RAE INTERNATIONAL FUND LLC	0	157.805	157.805
**D	PIMCO EQUITY SERIES: PIMCO DIVIDEND AND INCOME FUND	0	1.163.100	1.163.100
**D	PIMCO EQUITY SERIES: PIMCO RAE INTERNATIONAL FUND	0	188.779	188.779
**D	MAS PENSION SIEFORE BASICA 50-64 SA DE C.V.	0	123.282	123.282
**D	MAS PENSION SIEFORE BASICA 65-69, SA DE C.V.	0	116.128	116.128
**D	MAS PENSION SIEFORE BASICA 70-74, SA DE C.V.	0	107.325	107.325
**D	MAS PENSION SIEFORE BASICA 75-79 SA DE C.V.	0	163.853	163.853
**D	MAS PENSION SIEFORE BASICA 80-84, SA. DE C.V.	0	134.553	134.553
**D	MAS PENSION SIEFORE BASICA 85-89 SA DE C.V.	0	58.498	58.498
**D	MAS PENSION SIEFORE BASICA 90-94, SS DE C.V.	0	129.377	129.377
**D	PFM MULTI-MANAGER SERIES TRUST - PFM MULTI-MANAGER INTERNATIONAL	0	55.281	55.281
**D	PFM MULTI-MANAGER SERIES TRUST - PFM MULTI-MANAGER INTERNATIONAL	0	1.571.425	1.571.425
**D	ARROWSTREET (CANADA) GLOBAL ALL-COUNTRY FUND I	0	622.476	622.476
**D	ARROWSTREET (CANADA) GLOBAL ALL-COUNTRY FUND II	0	136.048	136.048
**D	ARROWSTREET (CANADA) INTERNATIONAL DEVELOPED MARKET EX US FUND I	0	358.255	358.255
**D	ARROWSTREET (CANADA) GLOBAL WORLD FUND I	0	15.868	15.868
**D	FUTNAM WORLD TRUST	0	15.805	15.805
**D	PES:PIMCO RAFI DYNAMIC MULTI-FACTOR INTERNATIONAL EQUITY ETF	0	84.567	84.567
**D	INTEL CORPORATION RETIREE MEDICAL PLAN TRUST	0		

6666

LISTA ESITO DELLE VOTAZIONE
 Oggetto: Destinazione dell'utile di esercizio

FAVOREVOLI

Badge	Ragione Sociale	Proprio	Delega	Totale
**D	ALASKA COMMON TRUST FUND	0	315.882	315.882
**D	RUSSELL INVESTMENTS INSTITUTIONAL FUNDS, LLC INTERNATIONAL EQUIT	0	254.601	254.601
**D	RUSSELL INVESTMENTS INSTITUTIONAL FUNDS, LLC GLOBAL LISTED INFRA	0	693.266	693.266
**D	RUSSELL INVESTMENTS INSTITUTIONAL FUNDS, LLC GLOBAL EQUITY PLUS	0	11.165	11.165
**D	SSGA MSCI ACWI EX-USA INDEX NON-LENDING DAILY TRUST	0	181.067	181.067
**D	SERVICES GROUP OF AMERICA INC	0	61.161	61.161
**D	STANDARD LIFE INVESTMENTS GLOBAL ABSOLUTE RETURN STRATEGIES MAST	0	343.056	343.056
**D	WILMINGTON TRUST COLLECTIVE INVESTMENT TRUST	0	268.444	268.444
**D	ROMAN CATHOLIC BISHOP OF SPRINGFIELD A CORPORATION SOLE	0	9.253	9.253
**D	INTEL RETIREMENT PLANS COLLECTIVE INVESTMENT TRUST	0	526.863	526.863
**D	INTEL RETIREMENT PLANS COLLECTIVE INVESTMENT TRUST	0	8.820	8.820
**D	TJ-NONQUALIFIED, LLC	0	127.406	127.406
**D	TENNESSEE CONSOLIDATED RETIREMENT SYSTEM	0	601.258	601.258
**D	TENNESSEE CONSOLIDATED RETIREMENT SYSTEM	0	6.114.351	6.114.351
**D	TJ-QUALIFIED, LLC	0	113.940	113.940
**D	VANGUARD FTSE DEVELOPED EUROPE ALL CAP INDEX ETF	0	111.556	111.556
**D	VANGUARD FTSE DEVELOPED ALL CAP EX NORTH AMERICA INDEX ETF	0	504.346	504.346
**D	VANGUARD DEVELOPED ALL-CAP EX NORTH AMERICA EQUITY INDEX POOLED	0	42.381	42.381
**D	VANGUARD GLOBAL MOMENTUM FACTOR ETF	0	4.088	4.088
**D	VANGUARD FTSE DEVELOPED EX-NORTH AMERICA HIGH DIVIDEND YIELD IND	0	13.189	13.189
**D	CAPITAL GROUP INTERNATIONAL EQUITY FUND (CANADA)	0	851.869	851.869
**D	CAPITAL GROUP CANADIAN FOCUSED EQUITY FUND (CANADA)	0	130.720	130.720
**D	CAPITAL GROUP GLOBAL BALANCED FUND (CANADA)	0	834.000	834.000
**D	CAPITAL GROUP CAPITAL INCOME BUILDER (CANADA)	0	134.062	134.062
**D	WELLS FARGO DIVERSIFIED INTERNATIONAL FUND	0	59.200	59.200
**D	WELLS FARGO MASTER TRUST INTERNATIONAL VALUE PORTFOLIO	0	1.405.800	1.405.800
**D	WELLS FARGO FACTOR ENHANCED INTERNATIONAL PORTFOLIO	0	447.698	447.698
**D	WELLS FARGO BK DECL OF TRUST ESTABL INVEST FUNDS EMPLOYEE BEN TR	0	1.973.223	1.973.223
**D	WELLS FARGO COMPOUND GROWTH, L.P.	0	115.966	115.966
**D	WILMINGTON TRUST COLLECTIVE INVESTMENT TRUST	0	15.289	15.289
**D	VANGUARD ENERGY FUND	0	6.838.867	6.838.867
**D	VANGUARD TOTAL WORLD STOCK INDEX FUND	0	2.800.714	2.800.714
**D	VANGUARD DEVELOPED MARKETS INDEX FUND	0	50.029.780	50.029.780
**D	THE METHODIST HOSPITAL	0	378.100	378.100
**D	HC CAPITAL TRUST- THE INSTITUTIONAL INTERNATIONAL EQUITY PORTFOL	0	600.413	600.413
**D	HC CAPITAL TRUST- THE INSTITUTIONAL INTERNATIONAL EQUITY PORTFOL	0	325.353	325.353
**D	HC CAPITAL TRUST - THE ESG GROWTH PORTFOLIO	0	20.943	20.943
**D	HC CAPITAL TRUST- THE CATHOLIC SRI GROWTH PORTFOLIO	0	12.144	12.144
**D	ARKWRIGHT, LLC	0	43.303	43.303
**D	HC CAPITAL TRUST - THE INTERNATIONAL EQUITY PORTFOLIO	0	199.184	199.184
**D	INTERNATIONAL MONETARY FUND	0	256.063	256.063
**D	INTERNATIONAL MONETARY FUND	0	274.787	274.787
**D	PUTNAM VARIABLE TRUST - PUTNAM VT GLOBAL ASSET ALLOCATION FUND	0	16.374	16.374

665

9-834

18

LISTA ESITO DELLE VOTAZIONE
 Oggetto: Destinazione dell'utile di esercizio

FAVOREVOLI

Badge	Ragione Sociale	Proprio	Delega	Totale
**D	PUTNAM DYNAMIC ASSET ALLOCATION GROWTH FUND	0	363.625	363.625
**D	PUTNAM DYNAMIC ASSET ALLOCATION BALANCED FUND	0	244.514	244.514
**D	PUTNAM DYNAMIC ASSET ALLOCATION CONSERVATIVE FUND	0	84.072	84.072
**D	PUTNAM TOTAL RETURN TRUST	0	28.052	28.052
**D	PUTNAM RETIREMENT ADVANTAGE GAA GROWTH PORTFOLIO	0	298.672	298.672
**D	PUTNAM RETIREMENT ADVANTAGE GAA BALANCE PORTFOLIO	0	165.545	165.545
**D	PUTNAM RETIREMENT ADVANTAGE GAA CONSERVATIVE PORTFOLIO	0	45.497	45.497
**D	PUTNAM RETIREMENT ADVANTAGE GAA CONSERVATIVE PORTFOLIO	0	46.565	46.565
**D	PUTNAM RETIREMENT ADVANTAGE GAA INCOME STRATEGIES PORTFOLIO	0	91.135	91.135
**D	PUTNAM RETIREMENT ADVANTAGE GAA EQUITY PORTFOLIO	0	20.271	20.271
**D	PUTNAM TOTAL RETURN FUND, LLC	0	39.720	39.720
**D	THE STATE OF NEVADA	0	10.323	10.323
**D	PUTNAM DYNAMIC ASSET ALLOCATION EQUITY FUND	0	8.592	8.592
**D	COHEN & STEERS REAL ASSETS FUND, INC	0	1.984.266	1.984.266
**D	COHEN & STEERS INFRASTRUCTURE FUND, INC.	0	211.790	211.790
**D	COHEN & STEERS GLOBAL INFRASTRUCTURE FUND, INC	0	6.698	6.698
**D	COHEN & STEERS ALTERNATIVE INCOME FUND, INC	0	509	509
**D	COHEN & STEERS, INC.	0	165.645	165.645
**D	INTERNATIONAL MONETARY FUND	0	5.915.401	5.915.401
**D	THORNBURG INTERNATIONAL VALUE FUND	0	37.943.171	37.943.171
**D	THORNBURG INVESTMENT INCOME BUILDER FUND	0	267.133	267.133
**D	THORNBURG BETTER WORLD INTERNATIONAL FUND	0	26.015	26.015
**D	CANADA PENSION PLAN INVESTMENT BOARD	0	15.810	15.810
**D	MUSASHI SMART PREMIA FUND	0	17.889	17.889
**D	ALLIANCEBERNSTEIN INTERNATIONAL ALL-COUNTRY PASSIVE SERIES	0	2.695.950	2.695.950
**D	ALLIANCEBERNSTEIN EUROPEAN OPPORTUNITIES SERIES	0	100.434	100.434
**D	TMCT, LLC	0	123.868	123.868
**D	TMCT II	0	50.796	50.796
**D	MCIC VERMONT A RECIPROCAL RISK RETENTION GROUP	0	1.185.066	1.185.066
**D	ALLIANCEBERNSTEIN DELAWARE BUSINESS TRUST - AB INTERNATIONAL STRATEGIC EQUITIES SERIES	0	5.791.206	5.791.206
**D	AB GLOBAL RESEARCH INSIGHTS SERIES	0	1.504.660	1.504.660
**D	ALLIANCEBERNSTEIN DELAWARE BUSINESS TRUST-AB GLOBAL RESEARCH INSIGHTS SERIES II	0	937.286	937.286
**D	LAZARD INTERNATIONAL STRATEGIC EQUITY TRUST	0	387.602	387.602
**D	LAZARD INTERNATIONAL EQUITY TRUST	0	16.030	16.030
**D	HOEHL FAMILY PARTNERS I LLC	0	6.297	6.297
**D	IRR TRUST OF ELIZABETH M. WEBSTER ROCKEFELLER TRUST COMPANY (DELAWARE)	0	18.066	18.066
**D	JAMES E. GRIFFITH FAMILY TRUST DTD9/30/1977	0	4.195	4.195
**D	FERDINAND COLLOREDO-MANFELD 2001 CHARITABLE REMAINDER UNITRUST	0	1.769	1.769
**D	ANNE E. FENFIELD 1999 IRREVOCABLE TRUST	0	2.171	2.171
**D	FRANZ F. COLLOREDO-MANFELD 1999 IRREVOCABLE TRUST	0	1.758	1.758
**D	RUDOLF J. COLLOREDO-MANFELD 1999 IRREVOCABLE TRUST	0	44.341	44.341
**D	TRUST FOR MUTUAL UNDERSTANDING	0	178.916	178.916
**D	TRUST U/W JOHN D. ROCKEFELLER FBO ELIZABETH STRONG-CUEVAS	0	6.922	6.922
**D	THE FREEBAIN CHARITABLE LEAD ANNUITY TRUST	0		

666

LISTA ESITO DELLE VOTAZIONE

Oggetto: Destinazione dell'utile di esercizio

FAVOREVOLI

Badge	Regione Sociale	Proprio	Delega	Totale
**D	PALOMA RHEM INVESTMENTS	0	81.022	81.022
**D	TRUST U/W MALINDA M. MENOTTI	0	4.155	4.155
**D	TR. B FBO DESCEN OF A MAUZZR B FBO DESCENDANTS ABBY R. MAUZE, E	0	86.505	86.505
**D	MAC STEMBERG IRREVOCABLE TRUST	0	7.324	7.324
**D	THOMAS G. STEMBERG LIMITED	0	21.955	21.955
**D	THE ROSFAM 2009 TRUST	0	5.398	5.398
**D	J.H. WADE FAMILY TRUST	0	104.283	104.283
**D	J.H. WADE LONG FAMILY TRUST	0	57.139	57.139
**D	J.H. E.V. WADE GST TRUST	0	7.499	7.499
**D	W.B. VANDERBILT TRUST F/B/O EMILY	0	5.595	5.595
**D	ELLERY SEDGWICK JR GRANCHILDRENS TR C/O THE ROCKEFELLER TRUST CO (DE)	0	7.976	7.976
**D	ASHFORTH PROPERTIES INC.	0	10.678	10.678
**D	ELLERYSEDGWICK	0	12.056	12.056
**D	ELLERY WATKINS SEDGWICK TRUST	0	8.791	8.791
**D	ELIZABETH SERGEANT SEDGWICK TRUST	0	8.824	8.824
**D	ELLERY SEDGWICK, III TRUST	0	15.017	15.017
**D	GEORGE AND MARGARET MCNEILL TIC	0	13.350	13.350
**D	MCNEILL GROUP, LTD	0	23.509	23.509
**D	MCNEILL CHARITABLE FOUNDATION	0	10.813	10.813
**D	THEODORE SEDGWICK MASTER TRUST	0	30.750	30.750
**D	ELLERY SEDGWICK III MASTER TRUST	0	39.809	39.809
**D	GST NON EXEMPT TRUST FBO WILLIAM	0	11.395	11.395
**D	GST NON EXEMPT TRUST FBO ELIZA O.	0	11.393	11.393
**D	GST NON EXEMPT TRUST FBO K. KLEMENTIS	0	11.395	11.395
**D	ARTICLE 9 TRUST U/W GLADYS T PERKINS	0	16.661	16.661
**D	RICHARD S. PERKIN TRUST FBO WINNIE PERKIN GRAY	0	16.321	16.321
**D	TRUST 10/18/99 FBO ELIZA MILTONO NEILL	0	50.017	50.017
**D	KALYNDIA R. KLEMENTIS TRUST	0	37.732	37.732
**D	TRUST 05/15/79 MARILYN M. SIMPSON F/B/O KALYNDIA KLEMENTIS	0	7.247	7.247
**D	TR. B FBO ABBY R SIMPSON TR B 8/03/60 FBO ABBY R. SIMPSON C/O THE ROCKEFELLER TRUST COMPANY	0	38.423	38.423
**D	CHARITABLE TRUST ART. NINTH U/W	0	61.280	61.280
**D	TRUST 12/30/69 F/B/O DESCENDANTS OF JOHN D. ROCKEFELLER JR	0	91.804	91.804
**D	TRUST U/A 4/1/93 F/B/O SANDRA FERR	0	71.632	71.632
**D	THE HOPI TRIBE	0	13.276	13.276
**D	EDWARD JOHN NOBLE FOUNDATION, INC	0	60.794	60.794
**D	THE FREEMAN FOUNDATION	0	597.573	597.573
**D	RCB INVESTMENT PARTNERS LLC	0	25.640	25.640
**D	WIN PROPERTIES	0	22.682	22.682
**D	THE STARR FOUNDATION	0	339.167	339.167
**D	BROOKLYN PUBLIC LIBRARY	0	13.851	13.851
**D	BRETT CARR UNITRUST	0	8.234	8.234
**D	JAMES NEWHOUSE ISSUE GST EXEMPT	0	8.480	8.480
**D	JAMES B. ORTHWEIN RES TR FBO ROMAI	0	48.826	48.826

89

667

LISTA ESITO DELLE VOTAZIONE

Oggetto: Destinazione dell'utile di esercizio

FAVOREVOLI

Badge	Ragione Sociale	Proprio	Delega	Totale
**D	LOBE ARTICLE THREE TRUST	0	27.737	27.737
**D	JAMES L. LOEB 1965 TRUST FBO JAMES L. JR	0	8.281	8.281
**D	LOBE FAMILY INVESTMENTS, LP	0	46.866	46.866
**D	JAMES L. LOEB 1962 TRUST FBO ELIZABETH FRIEDMAN	0	8.896	8.896
**D	DOUGLAS NEWHOUSE ISSUE GST	0	10.678	10.678
**D	DOUGLAS NEWHOUSE HOLLY BANNISTER	0	17.260	17.260
**D	ELERAN, L.L.C.	0	50.421	50.421
**D	TRUST B FBO RODMAN C. ROCKEFELLER	0	23.926	23.926
**D	TRUST 05/24/51 FBO ANN R. ROBERTS	0	12.479	12.479
**D	TR. B FBO SONS OF NELSON A ROCKEFELLER	0	22.717	22.717
**D	TR B 5/24/51 FBO MARY R MORGAN	0	14.439	14.439
**D	TRUST 11/04/64 FBO NELSON A. ROCKEFELLER, JR.	0	48.234	48.234
**D	TRUST 05/23/67 FBO MARK F. ROCKEFELLER	0	49.204	49.204
**D	TR B 10/20/76 N A ROCKEFELLER M F ROCKEFELLER CO., INC.	0	101.674	101.674
**D	TRUST 12/31/69 FBO DESCENDANTIS OF LAURANCE S. ROCKEFELLER	0	141.518	141.518
**D	JAMES F. SULLIVAN 2006 MARITAL TRUST	0	73.869	73.869
**D	THE ANNA SHIELDS HAMLET 1967 TRUST	0	16.703	16.703
**D	THE ETTINGER FOUNDATION, INC.	0	7.255	7.255
**D	THE TRUSTEES OF THE DIOCESE OF SOUTH OHIO	0	18.083	18.083
**D	LARRY AND WENDY'S DESCENDANTS TRUST	0	3.734	3.734
**D	THE KRIMENDAH/SAINT-AMAND FOUNDATION	0	11.261	11.261
**D	TRUST 12/16/76 FBO DESCENDANTS OF WINTHROP P. ROCKEFELLER	0	141.107	141.107
**D	INFINITY THREE TRUST	0	11.057	11.057
**D	RED RIVER FAMILY NON-EXEMPT TRUST	0	21.236	21.236
**D	LAWRENCE V. RAWL FAMILY TRUST	0	13.319	13.319
**D	ART 4 DESCENDANT TR/KELLY GUZIEJK	0	21.518	21.518
**D	KELLY R GUZIEJKA FAMILY TRUST	0	13.275	13.275
**D	1998 KELLY R. GUZIEJKA FAMILY TRUS	0	11.784	11.784
**D	KELLY R. GUZIEJKA REVOCABLE TRUST	0	9.896	9.896
**D	MARITAL TRUST U/A SIXTH OF R.G.ROCKEFELLER	0	26.321	26.321
**D	ROCKEFELLER - KING FAMILY 2012	0	10.200	10.200
**D	LIBRA FUND, LIMITED PARTNERSHIP	0	135.183	135.183
**D	LIBRA FUND QP, LP	0	207.186	207.186
**D	RFS OPGO LLC	0	6.151	6.151
**D	ROCKEFELLER GLOBAL EQUITY FUND II QP LP	0	506.542	506.542
**D	ROCKEFELLER GLOBAL EQUITY FUND II LP	0	185.978	185.978
**D	ROCKEFELLER BALANCED FUND, L.P.	0	403.727	403.727
**D	ROCKEFELLER GLOBAL EQ DIV YIELD	0	201.318	201.318
**D	ROCKEFELLER GLOBAL DIVIDEND GROWTH	0	177.952	177.952
**D	ROCKEFELLER GLOBAL EQUITY FUND I, L.	0	192.531	192.531
**D	ROCKEFELLER GLOBAL EQUITY FUND III	0	1.126.760	1.126.760
**D	ROCKEFELLER INTERNATIONAL EQUITY FUN	0	408.628	408.628
**D	THE THOMPSON FAMILY FOUNDATION	0	84.965	84.965

668

89

LISTA ESITO DELLE VOTAZIONE

Oggetto: Destinazione dell'utile di esercizio

FAVOREVOLI

Badge	Ragione Sociale	Proprio	Delega	Totale
**D	GARVIN NON-EXEMPT TR UW ANNE F.:70E::REGI//GARVIN	0	29.417	29.417
**D	MIR ENTERPRISES INC	0	4.511	4.511
**D	TENEDORA SELECTA, S.A.	0	4.866	4.866
**D	LOGISTICS DEVELOPMENT, INC	0	4.496	4.496
**D	THE HARLAN E. ANDERSON FOUNDATION	0	15.693	15.693
**D	THE BRIAN A. ANDERSON TRUST - 1976	0	13.924	13.924
**D	ALEC FREEMAN 2013 GST TRUST	0	3.758	3.758
**D	COLIN FREEMAN 2013 GST TRUST	0	3.758	3.758
**D	MARITAL TRUST UNDER STEVEN K.SYDNESS	0	23.265	23.265
**D	LISA H SYDNESS REVOCABLE TRUST	0	7.818	7.818
**D	THE EYE EAR FOUNDATION OF PITTSBURGH	0	25.250	25.250
**D	VICTORIA CORP	0	41.779	41.779
**D	ACUERDO HOLDINGS INC	0	13.838	13.838
**D	TUK GLOBAL LTD	0	1.796	1.796
**D	PAX TRADING CORP	0	20.286	20.286
**D	PUITO HOLDINGS INC.	0	3.490	3.490
**D	THE ANNA SHIELDS HAMLET 1963 TRUST	0	6.551	6.551
2	COMPUTERSHARE SPA RAPPRESENTANTE DESIGNATO QUALE DELEGATO 135-UNDECIES TUF IN PERSONA DI ENRICO MONICELLI	0	0	0
**D	CASSA NAZIONALE DI PREVIDENZA E ASSISTENZA FORENSE	0	52.417.000	52.417.000
**D	FONDAZIONE ENPAM	0	32.077.115	32.077.115
3	COMPUTERSHARE SPA RAPPRESENTANTE DESIGNATO QUALE DELEGATO /SUBDELEGATO 135-NOVIES IN PERSONA DI ENRICO MONICELLI	0	0	0
**D	MINISTERO DELL'ECONOMIA E DELLE FINANZE	0	2.397.856.331	2.397.856.331
**D	HC RENTE	0	75.656	75.656
**D	SIEMENS-FONDS SIEMENS-RENTE	0	1.569.419	1.569.419
**D	SIEMENS DC BALANCED	0	44.012	44.012
***	SARDOC STEFANIA	0	1.000	1.000
Totale voti			7.021.717.318	
Percentuale votanti %			97,507745	
Percentuale Capitale %			69,065982	

66P

89

LISTA ESITO DELLE VOTAZIONE

Oggetto: Destinazione dell'utile di esercizio

CONTRARI

Badge	Ragione Sociale	Proprio	Delega	Totale
1	COMPUTERSHARE SPA RAPPRESENTANTE DESIGNATO QUALE SUBDELEGATO 135-NOVIES (ST. TREVISAN) IN PERSONA DI ENRICO MONICELLI	0	0	0
**D	UNION INVESTMENT INSTITUTIONAL GMBH	0	990.371	990.371
**D	UNION INVESTMENT PRIVATFONDS GMBH	0	6.274.683	6.274.683
**D	BAYERNINVEST KVG MBH ELYSIUM MULTI ASSET	0	60.500	60.500
**D	BAYERNINVEST DIVIDENDE FONDS BAYERNINVEST	0	15.262	15.262
**D	BAYERNINVEST KAPITALVERWALTUNGSGESELLSCHAFT	0	51.369	51.369
**D	ERI BAYERNINVEST FONDS AKTIEN EUROPA	0	246.348	246.348
**D	BAYERNINVEST KAPITALVERWALTUNGSGESELLSCHAFT MBH	0	34.900	34.900
**D	BAYERNINVEST VECO-FONDS B. KAPITALVERWALTUNGSGESELLSCHAFT	0	79.259	79.259
**D	BAYERN INVEST LIBI-FONDS B. KAPITALVERWALTUNGSGESELLSCHAFT	0	82.496	82.496
**D	BAYERNINVEST VALUE PLUS FONDS	0	204.700	204.700
**D	BDF-FONDS E ACT. EUROP.	0	160.000	160.000
**D	FCP FIAO	0	1.181.454	1.181.454
**D	FCPE BDF FONDS S SOLIDAIRE	0	35.491	35.491
**D	CALCIUM QUANT	0	354.629	354.629
**D	FCP FCE INVEST EURO	0	2.661.053	2.661.053
**D	FCP FRANCE INVEST. INTER	0	885.224	885.224
**D	FCP KLESIA K ACTIONS EURO	0	23.549	23.549
**D	FCP KLESIA K RETRAITE EURO	0	2.050.192	2.050.192
**D	FPE ESG PLUS	0	2.515.623	2.515.623
**D	FCP FPI ESG	0	111.576	111.576
**D	FCP FPE ESG	0	1.468.125	1.468.125
**D	FCP FPI ESG PLUS	0	1.121.751	1.121.751
**D	FONDS DE RESERVE POUR LES RETRAIT	0	2.575.035	2.575.035
**D	FCP ERAFP ACT EURL AMUND	0	1.100.579	1.100.579
**D	CAPACITY FONDS INSTITUTIONNEL-ACTIONS ETRANGERES PIB	0	73.500	73.500
**D	CAPACITY FONDS INSTITUTIONNEL ACTIONS ETRANGERES	0	169.879	169.879
**D	RP FONDS INSTITUTIONNEL ACTIONS MAR EMER	0	507.933	507.933
**D	MINISTRY OF ECONOMY AND FINANCE	0	85.193	85.193
**D	BERNISCHE PENSIONSKASSE	0	1.101.026	1.101.026
**D	BAYERNINVEST KAPITALVERWALTUNGSGESELLSCHAFT MBH	0	5.415.311	5.415.311
**D	MUTACTION 11	0	858.280	858.280
**D	FCP CAP EQUILIBRE	0	2.630	2.630
**D	FCP HUMANIS RETRAITE ACTIONS	0	1.098.676	1.098.676
**D	FCP INTER ACTIO	0	1.235	1.235
**D	FCP CAP SERENITE	0	1.859	1.859
**D	FCPE ESTERRA	0	680	680
**D	FCPE MAN ENERGY SOLU FRANCE SAS	0	3.347	3.347
**D	FCPE OMYA DIVERSIFIE	0	1.943	1.943
**D	EPSENS OFFENSIF ISR	0	360.877	360.877
**D	FCPE GEMALTO DYN SOLID	0	26.264	26.264
**D	FCPE SAL GROUP CIE DEUTS	0	4.164	4.164

LISTA ESITO DELLE VOTAZIONE
 Oggetto: Destinazione dell'utile di esercizio

CONTRARI

Badge	Ragione Sociale	Proprio	Delega	Totale
**D	FCPE GROUP APA NRD QUEST	0	932	932
**D	FCP HGA ACTIONS ISR	0	906.289	906.289
**D	FCPE NESTLE FRANCE ACTIO	0	104.595	104.595
**D	FCPE GIVAUDAN	0	16.295	16.295
**D	FCPE CROWN EMBAL FR SAS	0	11.606	11.606
**D	FCPE CLAIREFONTAINE EXAC	0	290	290
**D	FCP HF ACTIONS LAZARD	0	492.503	492.503
**D	FCPE DEI N 2	0	6.357	6.357
**D	FCPE EPARGNE SOL DYN THA	0	233.037	233.037
**D	FCPE SKF DIV INTEREXP	0	17.466	17.466
**D	FCPE MAYRA	0	20.433	20.433
**D	FCPE GR SCHLINDER AUD	0	3.315	3.315
**D	FCPE RATIER FIGEAC	0	4.647	4.647
**D	FCPE THALES ALENIA SP 3	0	2.912	2.912
**D	FCPE NAJCO FRANCE S A S	0	3.011	3.011
**D	FCPE COMPTAGE IMMOBILIER	0	5.704	5.704
**D	BUILDING SOLUTIONS DIVERSIFIE	0	6.874	6.874
**D	FCPE S E P DIV ACTIONS	0	7.584	7.584
**D	FCPE RELAIS H DIVERSIFIE	0	2.529	2.529
**D	FCPE III CIMENT CALCIA D	0	4.122	4.122
**D	FCPE GROUPE SECURITAS	0	5.947	5.947
**D	FCPE ZOLPAN INVEST 5 ANS	0	868	868
**D	FCP HGA ACTIONS SOLIDAIRE EMPLOI SANTE	0	269.506	269.506
**D	FCPE ITW DE FRANCE	0	5.270	5.270
**D	FCPE CRCAM PROV C D AZUR	0	8.069	8.069
**D	FCPE ARJOWIGGINS CANSON	0	384	384
**D	FCPE NUFARM EXP SOLIDA	0	542	542
**D	FCPE CHANTEILLE	0	1.013	1.013
**D	FCPE GE FONDS A SOLIDAIRE	0	28.259	28.259
**D	FCPE THALES ALENIA SP 1	0	1.861	1.861
**D	FCPE SAFRAN ETHIQUE SLDR	0	44.140	44.140
**D	FCPE HENKEL DVSE INT EXP	0	3.032	3.032
**D	FCPE HORIZON EPARGNE MIXTE	0	18.036	18.036
**D	FCP HUMANIS RETRAITE ACTION BAS CARBONE	0	471.846	471.846
**D	HUMANIS RETRAITE DIVERSIFIE	0	1.504.673	1.504.673
**D	FCPE SAIPEM ACTIONS	0	11.392	11.392
**D	ERAFP ACTION EURO III	0	5.300.000	5.300.000
**D	FCP ERAFP ACTIONS EUROS4 EDRAM	0	10.494.400	10.494.400
**D	OFI INVEST	0	230.904	230.904
**D	UNIVERSITE DE GENEVE	0	105.746	105.746
**D	CAISSE INTER ENTPRE DE PREV PROFES CIEFP	0	683.766	683.766
**D	NE-AMUNDI PRIV SEC INVEST TRUST DI	0	19.257	19.257
**D	FCP ARRCO QUANT 1	0	618.745	618.745

651

LISTA ESITO DELLE VOTAZIONE
 Oggetto: Destinazione dell'utile di esercizio

CONTRARI

	Ragione Sociale	Proprrio	Delega	Totale
**D	AMUNDI SGR SPA / AMUNDI RISPARMIO ITALIA	0	1.387.458	1.387.458
**D	AMUNDI SGR SPA/AMUNDI SVILUPPO ITALIA	0	1.372.000	1.372.000
**D	AMUNDI SGR SPA	0	1.745.542	1.745.542
**D	AMUNDI SGR SPA / OBBLIGAZIONARIO PIU' A DIS TRIBUZIONE	0	149.195	149.195
**D	AMUNDI SGR SPA / AZIONARIO VALORE EUROEA A DISTRIBUZIONE	0	350.097	350.097
**D	AMUNDI SGR SPA / AZIONARIO EUROEA	0	482.416	482.416
**D	INTER EXPANSION	0	58.482	58.482
**D	NESTLE FRANCE EQUILIBRE	0	87.148	87.148
**D	SG DIVERSIFIE ISR	0	263.890	263.890
**D	SG ACTIONS INTERNATIONALES	0	338.506	338.506
**D	FCPE MACIF CROISSANCE DURABLE	0	160.650	160.650
**D	MAIF CROISSANCE DURABLE	0	334.795	334.795
**D	OF 6 A ACT	0	175.000	175.000
**D	CASSETTE DIVERSIFIE	0	307.557	307.557
**D	SOGECAP AP LOW CARBON	0	136.737	136.737
**D	AMUNDI S.F-EURO EQ MARKET PLUS	0	158.286	158.286
**D	SG ACTIONS EUROPE MULTIGESTION	0	31.829	31.829
**D	DIVERSIFIE ACTIONS 50-65 DU CD	0	49.633	49.633
**D	AM SOL IT-PROGETTO CED 04 2024	0	23.492	23.492
**D	OFI MARKET NEUTRAL EQUITY	0	1.524.607	1.524.607
**D	PIONEER INVESTMENTS TOTAL RETU	0	36.596	36.596
**D	AMUNDI SOLUZ IT-PROG CED 05 20	0	58.461	58.461
**D	MACIF CROISSANCE DURABLE ET SO	0	295.445	295.445
**D	AMUNDI SOLUZ IT-PROG CED 06 20	0	38.887	38.887
**D	AMUNDI SOLUZ IT-PROG CED 08 20	0	47.350	47.350
**D	AMUNDI SOLUZ IT-PROG CED 09 20	0	42.711	42.711
**D	AMUNDI SF-DIVERS TARG IN 11 21	0	4.971	4.971
**D	AMUNDI SOLUZ IT-PROG CED 12 20	0	19.137	19.137
**D	SG ACTIONS EUROPE	0	176.681	176.681
**D	SG ACTIONS EUROPE LARGE CAP	0	37.958	37.958
**D	AMUNDI SOLUZ IT-PROG CED 11 20	0	33.892	33.892
**D	AMUNDI SOLUZ IT-PROG CED 02 21	0	16.585	16.585
**D	AMUNDI SOLUZ IT-PROG CED 03 21	0	21.341	21.341
**D	2) NUMERIC INVESTORS LLC	0	95.900	95.900
**D	AMUNDI SOLUZ IT-PROG CED 05 21	0	21.062	21.062
**D	ETCILE ACTIONS RENDEMENT	0	433.168	433.168
**D	ETOILE ENERGIE EUROPE	0	108.415	108.415
**D	ANTARIUS ROTATION SECTORIELLE	0	85.414	85.414
**D	AMUNDI SOLUZ IT-PROG CED 06 21	0	16.537	16.537
**D	INVESCO ASSET MANAGEMENT LIMIT	0	49.938	49.938
**D	AMUNDI SOLUZ IT-PROG CED 08 21	0	9.674	9.674
**D	EMG EUROPE LAZARD AM	0	159.706	159.706
**D	ETOILE ACTIONS INTERNATIONALES	0	195.488	195.488

GA

652

LISTA ESITO DELLE VOTAZIONE
 Oggetto: Destinazione dell'utile di esercizio

CONTRARI

Badge	Regione Sociale	Proprio	Delega	Totale
**D	AMUNDI SOLUZ IT-PROG CED 09 21	0	15.076	15.076
**D	OFI AM	0	2.028.836	2.028.836
**D	AMUNDI SF-DIV TGT INC 11 2022	0	15.742	15.742
**D	AMUNDI SF-DIV TGT INC 11 2021	0	13.490	13.490
**D	AMUNDI SOLUZ IT-PROG CED 12 21	0	11.181	11.181
**D	AMUNDI SOLUZ IT-PROG CED 02 22	0	26.714	26.714
**D	AMUNDI SOLUZ IT-PROG CED 03 22	0	20.985	20.985
**D	AMUNDI SOLUZ IT-PROG CED 04 22	0	11.832	11.832
**D	AMUNDI SOLUZ IT-PROG CED 06 22	0	13.096	13.096
**D	AMUNDI SOLUZ IT-PROG CED 05 22	0	13.242	13.242
**D	AMUNDI SOLUZ IT-PROG CED 10 22	0	13.773	13.773
**D	AM SOL IT- PROG CED 12 2022	0	19.495	19.495
**D	ASI-PROGETTO CEDOLA 04 2023	0	28.903	28.903
**D	AM SOL IT-PROG CED 05 2023	0	29.882	29.882
**D	AM SOL IT-PROG CED 06 2023	0	24.547	24.547
**D	ASI-PROGETTO CEDOLA 07 2023	0	22.002	22.002
**D	ASI-PROGETTO CEDOLA 09 2023	0	28.514	28.514
**D	ASI-PROGETTO CEDOLA 10 2023	0	28.792	28.792
**D	ASI-PROGETTO CEDOLA 12 2023	0	26.834	26.834
**D	AMUNDI S.F. - EQ PLAN 60	0	17.352	17.352
**D	AMUNDI S.F.-ABSOLUTE RET MULTI	0	17.906	17.906
**D	PI INVESTMENT FD-OPTIMISER	0	267.780	267.780
**D	PI IF -EMO EQUITY	0	379.755	379.755
**D	PI IF -EUROPEAN EQUITY	0	168.857	168.857
**D	AMUNDI SOLUZIONI IT-PROG. AZ.	0	32.138	32.138
**D	AMUNDI SOLUZ IT-PROG CED 09 22	0	25.136	25.136
**D	AMUNDI SOLUZ IT-PROG CED 07 22	0	10.761	10.761
**D	OFI FUND - EURO LARGE CAP	0	80.000	80.000
**D	AMUNDI LUXEMBOURG SA	0	393.738	393.738
**D	AMUNDI SIF GLOBAL ETHICAL EQUITIES	0	15.052	15.052
**D	SINGLE SELECT INVEST MONCEAU ACTION	0	100.000	100.000
**D	AMUNDI FUNDS MULTI ASSET CONSERVATIVE	0	81.861	81.861
**D	AMUNDI EURO STOXX 50	0	6.951.630	6.951.630
**D	AF DYNAMIC MULTI FACTO GLOBAL EQ-EUROPE	0	5.826	5.826
**D	CPR INVEST - FUTUR CITIES	0	44.470	44.470
**D	AMUNDI FUNDS EQUITY EUROPE RISK PARITY	0	81.838	81.838
**D	AMUNDI FUNDS DYNAMIC MULTI FACTORS EURO	0	1.081.857	1.081.857
**D	AMUNDI FUNDS DYNAMIC MULTI FACT EUROPE EQU	0	198.249	198.249
**D	AMUNDI INDEX MSCI EUROPE	0	1.635.132	1.635.132
**D	AMUNDI INDEX EQUITY GLOBAL LOW CARBON	0	230.067	230.067
**D	AMUNDI INDEX MSCI WORLD	0	255.760	255.760
**D	AMUNDI INDEX MSCI EMU	0	3.489.276	3.489.276
**D	AMUNDI FUNDS GLOBAL PERSPECTIVES	0	22.417	22.417

320

EM

653

LISTA ESITO DELLE VOTAZIONE

Oggetto: Destinazione dell'utile di esercizio

CONTRARI

Badge	Ragione Sociale	Proprio	Delega	Totale
**D	AMUNDI INDEX EQUITY GLOBAL MULTI SMART ALLOCATION SCIENTIFIC BETA	0	16.350	16.350
**D	AMUNDI FUNDS EQUITY EURO RISK PARITY	0	578.118	578.118
**D	AMUNDI MSCI EUROPE EX UK	0	13.887	13.887
**D	AMUNDI PRIME EUROPE - UCITS ETF DR	0	14.671	14.671
**D	AMUNDI PRIME EUROZONE	0	153.544	153.544
**D	AMUNDI PRIME GLOBAL - UCITS ETF DR	0	18.101	18.101
**D	STRUCTURA	0	3.639	3.639
**D	AMUNDI FUNDS EUROPEAN EQUITY TARGET INCO	0	6.576.349	6.576.349
**D	AMUNDI FUNDS GLOBAL MULTI-ASSET TARGET INC	0	252.672	252.672
**D	AMUNDI FUNDS ABSOLUTE RETURN MULTI-SRAT	0	360.767	360.767
**D	AMUNDI FUNDS GLOBAL EQUITY TARGET INCOME	0	3.104.418	3.104.418
**D	AMUNDI FUNDS PIONEER FLEXIBLE OPPORTUNIT	0	340.513	340.513
**D	AMUNDI FUNDS REAL ASSETS TARGET INCOME	0	250.000	250.000
**D	AMUNDI FUNDS MULTI-STRATEGY GROWTH	0	290.979	290.979
**D	AMUNDI FUNDS GLOBAL MULTI-ASSET	0	40.187	40.187
**D	AMUNDI FUNDS GLOB MULTI-ASSET CONSERVATIVE	0	75.261	75.261
**D	AMUNDI FUNDS EURO MULTI-ASSET TARGET INC	0	305.293	305.293
**D	CPR INVEST-EUROPE SPECIAL SITUATIONS	0	44.467	44.467
**D	G FUND - TOTAL RETURN ALL CAP EUROPE	0	700.000	700.000
**D	MIROVA EUROPE SUSTAINABLE ECONOMY FUND	0	42.253	42.253
**D	CENTRAL BANK OF IRELAND	0	56.425	56.425
**D	APSA-SRI ABSOL RETURN MULTI-ASSETS N1	0	9.298	9.298
**D	APSA-SRI ABSOL RETURN MULTI-ASSETS N2	0	1.155	1.155
**D	GGVIE PREFERON RETRAITE A	0	632.260	632.260
**D	CRAMA LOIRE BRETAGNE ACTIONS	0	59.733	59.733
**D	REGARD ACTIONS DEVELOPPEMENT DURABLE	0	285.000	285.000
**D	REGARD ACTIONS CROISSANCE	0	210.000	210.000
**D	SG AMUNDI ASSET MANAGEMENT	0	26.743	26.743
**D	AP ACTIONS 1 EURO	0	423.046	423.046
**D	ROPS-SMART INDEX EURO	0	535.186	535.186
**D	AP ACTIONS 3 MIN VOL	0	144.971	144.971
**D	PREDIQUANT A2 ACTIONS EUROPE	0	103.000	103.000
**D	CARP - INDO	0	841.369	841.369
**D	L.S. DYNAMIQUE ET SOLIDAIRE	0	19.000	19.000
**D	EPARGNE PRUDENCE THALES	0	159.281	159.281
**D	LV CHALLENGE	0	147.406	147.406
**D	N 1 RENDEMENT USINOR	0	40.944	40.944
**D	JUNON ACTIONS OBLIGATIONS	0	141.969	141.969
**D	AMUNDI LABEL DYNAMIQUE ESR	0	244.363	244.363
**D	AMUNDI LABEL PRUDENCE ESR	0	205.276	205.276
**D	AMUNDI LABEL EQUILIBRE ESR	0	353.265	353.265
**D	ARRCO LONG TERME D ACTIONS	0	671.007	671.007
**D	ATOUT PULSACTIONS	0	877.786	877.786

GA

654

LISTA ESITO DELLE VOTAZIONE
 Oggetto: Destinazione dell'utile di esercizio

CONTRARI

Badge	Ragione Sociale	Proprio	Delega	Totale
**D	LCL DYNAMIQUE	0	69.754	69.754
**D	VOCATION MARCHÉ ARIANESPACE CONSEIL DE SURVEILLANCE DU FCP	0	12.912	12.912
**D	LCL EQUILIBRE	0	74.202	74.202
**D	FERN AMUNDI	0	272.766	272.766
**D	CRN AMUNDI ACTIONS	0	143.757	143.757
**D	PREDICA ISR EUROPE - ACTIONS	0	18.193	18.193
**D	PREDICA ISR MONDE - ACTIONS	0	11.150	11.150
**D	GRD 20 ACTIONS	0	1.108.281	1.108.281
**D	TECHNIP EQUILIBRE	0	86.273	86.273
**D	TECHNIP DYNAMIQUE	0	75.767	75.767
**D	SOLIDARITE	0	23.725	23.725
**D	VILLIERS ALTO	0	168.379	168.379
**D	EPARGNE ACTIONS MONDE ISR	0	151.146	151.146
**D	AMUNDI HORIZON	0	152.946	152.946
**D	ADP DIVERSIFIE DYNAMIQUE	0	41.965	41.965
**D	ICARE	0	208.118	208.118
**D	ROFS EURO P	0	1.323.542	1.323.542
**D	ARIA	0	19.665	19.665
**D	A.A. - GROUPAMA - ISR	0	1.157.175	1.157.175
**D	FCP GROUPAMA PHARMA DIVERSIFIE	0	145.000	145.000
**D	CAVEC GROUPAMA DIVERSIFIE	0	373.450	373.450
**D	CONYI GESTION	0	133.879	133.879
**D	FAGUS	0	1.101.635	1.101.635
**D	PORT ROYAL EQUILIBRE	0	244.739	244.739
**D	ALLOCATION INVEST INDIANAPOLIS	0	332.724	332.724
**D	GROUPAMA NORD EST ACTIONS	0	90.567	90.567
**D	GROUPAMA CR ACTIONS EURO	0	37.346	37.346
**D	GROUPAMA CR GENOVA 1	0	293.403	293.403
**D	MICHELET TUNNEL	0	149.703	149.703
**D	GAN FRANCESELECT	0	92.704	92.704
**D	GAN EUROSTRATEGIE	0	117.662	117.662
**D	AGRICA TACTIQUE G	0	240.247	240.247
**D	FCP GROUPAMA GRAND EST GROUPAMA	0	36.504	36.504
**D	GROUPAMA PARIS VAL DE LOIRE ACTIONS EURO	0	100.269	100.269
**D	WALLON	0	250.274	250.274
**D	ASTORG CROISSANCE	0	586.534	586.534
**D	CHOIX SOLIDAIRE	0	23.340	23.340
**D	OPT ASSET MANAGEMENT	0	57.160	57.160
**D	GROUPAMA EPARGNE RESPONSABLE EQUILIBRE 1	0	355.657	355.657
**D	GROUPAMA EPARGNE RESPONSABLE DYNAMIQUE 1	0	249.818	249.818
**D	GROUPAMA EPARGNE RESPONSABLE PERSPECTIVE EQUILIBRE	0	440.987	440.987
**D	GROUPAMA EPARGNE RESPONSABLE PERSPECTIVE DYNAMIQUE	0	497.549	497.549
**D	REGARD ACTIONS EURO	0	500.000	500.000

655

LISTA ESITO DELLE VOTAZIONI

Oggetto: Destinazione dell'utile di esercizio

CONTRARI

Badge	Ragione Sociale	Proprio	Delega	Totale
**D	AMUNDI STRATEGIES ACTIONS EUROPE CORE + EURO	0	34.322	34.322
**D	LCL ACTIONS EUROPE CORE EURO	0	12.313	12.313
**D	CPR EUROLAND PREMIUM	0	300.197	300.197
**D	ATOUT EUROLAND RESTRUCTURATION	0	148.283	148.283
**D	LCL ACTIONS EURO CORE+	0	150.395	150.395
**D	PREDIQUANT EURO CROISSANCE A2	0	166.818	166.818
**D	AMUNDI STRATEGIES ACTIONS EUROPE RISK PARITY	0	19.604	19.604
**D	LCL ACTIONS EURO RESTRUCTURATION	0	50.602	50.602
**D	AMUNDI RENDEMENT PLUS	0	310.466	310.466
**D	CPR EUROPE NOUVELLE	0	959.757	959.757
**D	CPR EUROPE	0	514.971	514.971
**D	AMUNDI PATRIMOINE PEA	0	196.055	196.055
**D	FDC A2 POCHE TITRES	0	61.469	61.469
**D	LCL ACTIONS MONDE HORS EUROPE EURO	0	110.000	110.000
**D	ATOUT EUROLAND CORE	0	349.578	349.578
**D	BFT EURO FUTUR ESG	0	275.327	275.327
**D	AMUNDI PATRIMOINE	0	305.000	305.000
**D	CPR EURO HIGH DIVIDEND	0	141.159	141.159
**D	AMUNDI ACTIONS EUROPE ISR	0	38.328	38.328
**D	ASSURDIX	0	764.684	764.684
**D	AMUNDI EUROPE MONDE	0	175.383	175.383
**D	AMUNDI RESA ACTIONS EURO	0	947.013	947.013
**D	ATOUT MODERATIONS	0	164.232	164.232
**D	AMUNDI RESA ACTIONS EUROPE	0	842.592	842.592
**D	HVMNOS	0	304.324	304.324
**D	AMUNDI ACTIONS EURO ISR	0	29.567	29.567
**D	AMUNDI ACTIONS EUROPE	0	34.491	34.491
**D	AMUNDI ACTIONS RESTRUCTURATIONS	0	753.187	753.187
**D	AMUNDI RESA ESG ACTIONS EURO	0	362.519	362.519
**D	EURO CAPITAL DURABLE	0	2.933.840	2.933.840
**D	GROUPAMA AVENIR ALL CAP EURO	0	131.035	131.035
**D	GROUPAMA EUROPE STOCK	0	1.733.397	1.733.397
**D	GROUPAMA EUROPE EQUITIES	0	266.000	266.000
**D	GROUPAMA ASSET MANAGEMENT	0	16.800	16.800
**D	G FUND - WORLD VISION R	0	109.840	109.840
**D	TA-ITA AZIONI	0	321.886	321.886
**D	EPARGNE ETHIQUE ACTIONS	0	365.183	365.183
**D	ECOFI ACTIONS RENDEMENT	0	55.138	55.138
**D	ECOFI INVESTISSEMENT EURO	0	40.538	40.538
**D	ECOFI ACTIONS SCR	0	58.000	58.000
**D	AMUNDI DIVIDENDO ITALIA	0	60.516	60.516
**D		0	53.871	53.871
**D		0	2.700.000	2.700.000

BA

656

LISTA ESITO DELLE VOTAZIONI

Oggetto: Destinazione dell'utile di esercizio

CONTRARI

Badge	Ragione Sociale	Proprio	Delega	Totale
**D	AMUNDI BILANCIATO EURO	0	16.035	16.035
**D	AMUNDI BEST SELECTION PLUS	0	37.042	37.042
**D	AMUNDI BEST SELECTION TOP	0	16.384	16.384
**D	AMUNDI BEST SELECTION CLASSIC	0	20.486	20.486
**D	AMUNDI DISTRIBUZIONE ATTIVA	0	25.879	25.879
**D	AMUNDI CEDOLA 2021	0	23.261	23.261
**D	AMUNDI OBIETTIVO RISPARMIO 2022	0	1.384	1.384
**D	AMUNDI OBIETTIVO CRESCITA 2022	0	10.179	10.179
**D	AMUNDI OBIETTIVO RISPARMIO 2022 DUE	0	1.342	1.342
**D	AMUNDI OBIETTIVO CRESCITA 2022 DUE	0	10.514	10.514
**D	AMUNDI OBIETTIVO RISPARMIO 2022 TRE	0	1.185	1.185
**D	AMUNDI OBIETTIVO RISPARMIO 2022 QUATTRO	0	1.126	1.126
**D	UNION INVESTMENT LUXEMBOURG SA	0	6.243.654	6.243.654
**D	UBS FUNDMANAGEMENT	0	268.426	268.426
**D	PENSIONSKASSE POST	0	971.501	971.501
**D	NATIONAL COUNCIL FOR SOCIAL SEC FUND	0	540.282	540.282
**D	AMUNDI UCITS FGR FUNDS	0	23.489	23.489
**D	AMUNDI CANADA INC C/O ISS	0	20.610	20.610
**D	RBCISB PHITRUST ACTIVE INVITORS EU	0	19.422	19.422
**D	BANK OF KOREA	0	2.066	2.066
3	COMPUTERSHARE SPA RAPPRESENTANTE DESIGNATO QUALE DELEGATO / SUBDELEGATO 135-NOVIES IN PERSONA DI ENRICO MONICELLI	0	0	0
**D	FONDAZIONE FINANZA ETICA	0	250	250

Totale voti 141.361.570
 Percentuale votanti % 1,963031
 Percentuale Capitale % 1,390440

ES

320

658

Assemblea Ordinaria del 14 maggio 2020

LISTA ESITO DELLE VOTAZIONI

Oggetto: Destinazione dell'utile di esercizio

ASTENUTI

Badge	Ragione Sociale	Proprio	Delega	Totale
1	COMPUTERSHARE SPA RAPPRESENTANTE DESIGNATO QUALE SUBDELEGATO 135-NOVIES (ST. TREVISAN) IN PERSONA DI ENRICO MONICELLI	0	0	0
**D	UMC BENEFIT BOARD, INC	0	2.388.906	2.388.906
**D	WESPAH FUNDS TRUST	0	351.515	351.515
**D	CHALLENGE FUNDS - CHALLENGE ITALIAN EQUITY	0	2.000.000	2.000.000
**D	CHALLENGE ENERGY FUND 2	0	258.282	258.282
**D	CHALLENGE INTERNATIONAL EQUITY 2	0	76.114	76.114
**D	CHALLENGE EUROPEAN EQUITY 2	0	577.055	577.055
**D	CHALLENGE EUROPEAN EQUITY MGR	0	144.364	144.364
**D	MEDIO M STANLEY GLBL SLTN 1 -CASH	0	211.984	211.984
**D	INFRASTRUCTURE OPPORTUNITY COLLECTION 2	0	310.757	310.757
**D	EUROPEAN COLLECTION	0	131.323	131.323
**D	DYNAMIC INTERNATIONAL VALUEOPPORTUNITY 1	0	958.845	958.845
**D	CHALLENGE EUROPEAN EQUITY	0	482.453	482.453
**D	MIFL BB EC EU EQ INCOME	0	98.503	98.503
**D	COUPON STRATEGY COLLECTION PERF	0	99.663	99.663
**D	OHIO NATIONAL FUND, INC. - ON INTERNATIONAL EQUITY PORTFOLIO	0	192.195	192.195
**D	OHIO NATIONAL FUND, INC. - ON FOREIGN PORTFOLIO	0	22.583	22.583

Totale voti 8.304.542
 Percentuale votand % 0,115322
 Percentuale Capitale % 0,081684

LSP

B

S

LISTA ESITO DELLE VOTAZIONI

Oggetto: Destinazione dell'utile di esercizio

NON VOTANTI

Badge	Regione Sociale	Proprio	Delega	Totale
1	COMPUTERSHARE SPA RAPPRESENTANTE DESIGNATO QUALE SUBDELEGATO 135-NOVIES (ST.TREVISAN) IN PERSONA DI ENRICO MONICELLI	0	0	0
**D	BANCOPOSTA AZ INTERNAZIONALE	0	560.740	560.740
**D	BANCOPOSTA AZIONARIO EUR	0	980.109	980.109
**D	GIP ALTO INTL AZ	0	98.090	98.090
**D	BANCOPOSTA GLOBAL EQUITY LTE BANCOPOSTA	0	12.054	12.054
**D	GENERALI INVESTMENTS SICAV	0	115.159	115.159
**D	GENERALI SMART FUNDS SICAV	0	306.653	306.653
**D	GENERALI EURO ACTIONS	0	230.805	230.805
**D	KAIROS INTERNATIONAL SICAV EUROPAESG	0	49.250	49.250
**D	KAIROS INTERNATIONAL SICAV - ITALIA	0	1.500.000	1.500.000
**D	KAIROS INTERNATIONAL SICAV - KEY	0	800.000	800.000
**D	KAIROS INTERNATIONAL SICAV - TARGET ITALY ALPHA	0	160.000	160.000
**D	BANCOPOSTA MIX 3	0	450.900	450.900
**D	BANCOPOSTA MIX 2	0	307.450	307.450
**D	BANCOPOSTA MIX 1	0	125.870	125.870
**D	POSTE INVESTO SOSTENIBILE BANCOPOSTA EON	0	6.961	6.961
**D	GENERALI MULTIPORTFOLIO SOLUTIONS SICAV	0	151.656	151.656
**D	INTERFUND SICAV INTERFUND EQUITY ITALY	0	274.000	274.000
**D	FIDEURAM ASSET MANAGEMENT (IRELAND) FONDITALIA EQUITY ITALY	0	5.964.000	5.964.000
**D	FRAMERICA SICAV	0	3.500.000	3.500.000
**D	FIDEURAM INVESTIMENTI SGR - FIDEURAM ITALIA	0	260.000	260.000
**D	FIDEURAM INVESTIMENTI SGR - PIANO AZIONI ITALIA	0	5.830.000	5.830.000
**D	FIDEURAM INVESTIMENTI SGR - PIANO BILANCIATO ITALIA 50	0	1.332.000	1.332.000
**D	FIDEURAM INVESTIMENTI SGR - PIANO BILANCIATO ITALIA 30	0	126.000	126.000
**D	EIS - EURO EQUITY INSURANCE CAPITAL LIGHT	0	538.537	538.537
**D	EIS PB EQUITY EUR	0	182.341	182.341
**D	EUF - EQUITY EURO LTE	0	199.047	199.047
**D	ISE - VALORE CEDOLA GLOBALE - 04/2015	0	21.276	21.276
**D	ISE - MULTIASET CEDOLA GLOBALE - 12/2015	0	120.355	120.355
**D	EPF - ABSOLUTE Q-MULTISTRATEGY	0	971	971
**D	EIS - ABSOLUTE RISK OVERLAY MODERATO	0	8.427	8.427
**D	EIS - MULTIASET RISK OVERLAY	0	53.506	53.506
**D	EUF - EQUITY ITALY SMART VOLATILITY	0	172.125	172.125
**D	ISE - VALORE CEDOLA GLOBALE - 09/2015	0	12.373	12.373
**D	ISE - MULTIASET ABSOLUTE 3 ANNI - 04/2016	0	1.670	1.670
**D	EUF - TOP EUROPEAN RESEARCH	0	1.187.843	1.187.843
**D	EPF - ENHANCED CONSTANT RISK CONTRIBUTION	0	46.693	46.693
**D	EUF - ACTIVE ALLOCATION	0	750.000	750.000
**D	ISE - GLOBAL INCOME MULTITRENDER - 09/2015	0	65.363	65.363
**D	ISE - MULTIASET ABSOLUTE 3 ANNI - 07/2016	0	1.705	1.705
**D	EUF - EQUITY EUROPE LTE	0	467.031	467.031
**D	EPF - Q-FLEXIBLE	0	965.394	965.394

688

LISTA ESITO DELLE VOTAZIONE

Oggetto: Destinazione dell'utile di esercizio

NON VOTANTI

Badge	Ragione Sociale	Proprio	Delega	Totale
**D	ISE - VALORE CEDOLA GLOBALE - 07/2015	0	12.539	12.539
**D	ISE - MULTIASSET CEDOLA GLOBALE - 02/2016	0	170.390	170.390
**D	EUF - ITALIAN EQUITY OPPORTUNITIES	0	835.090	835.090
**D	EUF - EURO Q-EQUITY	0	507.123	507.123
**D	ISE - GLOBAL DYNAMIC MULTITRENDER - 06/2015	0	18.083	18.083
**D	ISE - DYNAMIC INCOME MULTITRENDER - 01/2016	0	16.530	16.530
**D	EUF - EQUITY INNOVATION	0	309.788	309.788

Totale voti 29.805.897
 Percentuale votanti % 0,413902
 Percentuale Capitale % 0,293172

660

BY



LISTA ESITO DELLE VOTAZIONI

Oggetto: Autorizzazione all'acquisto e alla disposizione di azioni proprie, previa revoca dell'autorizzazione conferita dall'Assemblea ordinaria del 16 maggio 2019. Deliberazioni inerenti e conseguenti

FAVOREVOLI

Badge	Ragione Sociale	Proprio	Delega	Totale
1	COMPUTERSHARE SPA RAPPRESENTANTE DESIGNATO QUALE SUBDELEGATO 135-NOVIES (ST. TREVISAN) IN PERSONA DI ENRICO MONICELLI	0	0	0
**D	ARCA FONDI SGR - FONDO ARCA AZIONI ITALIA	0	3.890.000	3.890.000
**D	ARCA FONDI SGR - FONDO ARCA ECONOMIA REALE BILANCIATO ITALIA 55	0	390.000	390.000
**D	JPMORGAN INVESTMENT FUNDS	0	22.845.692	22.845.692
**D	JPMORGAN FUNDS	0	11.888.892	11.888.892
**D	CAPITAL INTERNATIONAL FUND	0	5.314.277	5.314.277
**D	MORGAN STANLEY INVESTMENT FUNDS	0	148.434	148.434
**D	FRANKLIN TEMPLETON INVESTMENT FUNDS	0	9.337	9.337
**D	CAPITAL INTERNATIONAL FUND	0	119.000	119.000
**D	GERANA SICAV-SIF, S.A.	0	527.378	527.378
**D	T. ROWE PRICE FUNDS SICAV	0	9.966	9.966
**D	ARK LIFE ASSURANCE COMPANY LIMITED	0	374.152	374.152
**D	JPMORGAN FUNDS (IRELAND) ICAV	0	4.853	4.853
**D	BLACKROCK FUNDS I ICAV	0	6.482	6.482
**D	BLACKROCK INDEX SELECTION FUND	0	7.281.422	7.281.422
**D	UBS (IRL) INVESTOR SELECTION PLC 1	0	265.063	265.063
**D	THE JUPITER GLOBAL FUND SICAV	0	200.625	200.625
**D	SCHRODER INTERNATIONAL SELECTION FUND	0	2.691.075	2.691.075
**D	FEDERATED UNIT TRUST	0	158.900	158.900
**D	UNIVERSAL INVEST SICAV	0	5.699.217	5.699.217
**D	BAYERNINVEST KVG MBH ELYSIUM MULTI ASSET	0	60.500	60.500
**D	BAYERNINVEST DIVIDENDE FONDS BAYERNINVEST	0	15.262	15.262
**D	BELFIUS PENSIONFUNDS	0	579.960	579.960
**D	BAYERNINVEST KAPITALVERWALTUNGSGESELLSCH	0	51.369	51.369
**D	ZURICH COMPANHIA SEGUROS SA	0	98.785	98.785
**D	ERI BAYERNINVEST FONDS AKTIEN EUROPA	0	246.348	246.348
**D	BAYERNINVEST KAPITALVERWALTUNGSGESELLSCHFT MBH	0	34.900	34.900
**D	BAYERNINVEST VECO-FONDS B. KAPITALVERWALTUNGSGESELLSCHFT	0	79.259	79.259
**D	BAYERN INVEST LIBI-FONDS B. KAPITALVERWALTUNGSGESELLSCHFT	0	82.496	82.496
**D	BAYERNINVEST VALUE PLUS FONDS	0	204.700	204.700
**D	SCHWAB INTERNATIONAL INDEX FUND	0	3.573.131	3.573.131
**D	THE MASTER TRUST BANK OF JAPAN LTD	0	36.238	36.238
**D	THE MASTER TRUST BANK OF JAPAN LTD	0	137.876	137.876
**D	SEI INST INVEST TRUST WORLD EQ EX-US FUN	0	506.479	506.479
**D	JAPAN TRUSTEE SERVICES BANK LTD	0	48.153	48.153
**D	JAPAN TRUSTEE SERVICES BANK LTD	0	97.300	97.300
**D	JAPAN TRUSTEE SERVICES BANK LTD	0	12.354	12.354
**D	JAPAN TRUSTEE SERVICES BANK LTD	0	7.270	7.270
**D	THORNBURG INTERNATIONAL EQUITY	0	23.961	23.961
**D	SEI INST MANAG TR GLOBAL MANAG VOLAT FND	0	293.765	293.765
**D	GIM SPECIALIST INVESTMENT FUNDS	0	48.309	48.309

LISTA ESITO DELLE VOTAZIONI

Oggetto: Autorizzazione all'acquisto e alla disposizione di azioni proprie, previa revoca dell'autorizzazione conferita dall'Assemblea ordinaria del 16 maggio 2019. Deliberazioni inerenti e conseguenti

FAVOREVOLI

Badge	Ragione Sociale	Proprio	Delega	Totale
**D	GIM TOKYO FD	0	56.165	56.165
**D	MF PICTET MULTI ASSET FUND	0	21.439	21.439
**D	MS HORIZONS MULTIACTIVOS GLOBAL PRUDENTE FUND	0	8.576	8.576
**D	MF/B WORLD EQUITY FUND	0	3.158	3.158
**D	JAPAN TRUSTEE SERVICES BANK LTD	0	48.400	48.400
**D	JAPAN TRUSTEE SERVICES BANK LTD	0	99.910	99.910
**D	SEI INST INV TRU SCREENED WOR EQ EX US F	0	40.010	40.010
**D	THORNBERG INTERNATIONAL EQUITY FUND	0	13.301	13.301
**D	JAPAN TRUSTEE SERVICES BANK LTD	0	37.241	37.241
**D	EUROPEAN EQUITY FUND INC.	0	340.000	340.000
**D	THE MASTER TRUST BANK OF JAPAN LTD	0	31.868	31.868
**D	SEI INSTITUT INTE TRUST INTERNAT EQTY FU	0	1.391.893	1.391.893
**D	PIONEER FLEXIBLE OPPORTUNITIES FUND	0	637.103	637.103
**D	THE MASTER TRUST BANK OF JAPAN LTD	0	49.720	49.720
**D	JAPAN TRUSTEE SERVICES BANK LTD	0	53.751	53.751
**D	VANGUARD FUNDS PLC	0	5.975.795	5.975.795
**D	THE MASTER TRUST BANK OF JAPAN LTD	0	5.300	5.300
**D	LCAM GLOBAL EQUITY FUNDS	0	151.514	151.514
**D	SCHWAB FUNDAMENTAL INTER LARGE COMP IN F	0	844.669	844.669
**D	VANGUARD INVESTMENT SERIES PLC	0	10.199.815	10.199.815
**D	SEI TRUST COMPANY FOR THE BENEFIT O	0	82.308	82.308
**D	LOS ANGELES CAPITAL GLOBAL FUND PLC	0	23.742	23.742
**D	KBI GLOBAL RESOURCES SOLUTIONS CIT	0	47.013	47.013
**D	CAMBIAR INTERNAT EQUITY COLLEC INV TRUST	0	3.937	3.937
**D	SGA INTERNATIONAL EQUITY CIT	0	56.800	56.800
**D	SGA INTERNATIONAL EQUITY FUND	0	5.850	5.850
**D	THE MASTER TRUST BANK OF JAPAN LTD	0	54.537	54.537
**D	SEI INST.MAN.TRUST - MIM VOLAT.FUND	0	296.955	296.955
**D	THE MASTER TRUST BANK OF JAPAN LTD	0	15.067	15.067
**D	SEI INSTITUT.INV.TRUST WORLD SEL.EQU.FUN	0	267.871	267.871
**D	DEVELOPED INTERNATION EQUITY SELECT ETF	0	3.267	3.267
**D	JPMORGAN ETFs (IRELAND) ICAY	0	1.092.640	1.092.640
**D	FIDELITY COMMON CONTRACTUAL FUND II	0	302.514	302.514
**D	SEI TRUST COMPANY FOR THE BENEFIT OF SGA INTERANTIONAL EQUITY PLUS CIT	0	275.182	275.182
**D	SANLAM UNIVERSAL FUNDS PLC	0	319.660	319.660
**D	SEI TRUST COMPANY FOR THE BENEFIT	0	14.353	14.353
**D	SIX CIRCLES INTERNAT UNCONSTRAIN EQ FUND	0	85.133	85.133
**D	SIX CIRCLES MANAGED EQUITY FOR	0	16.501.324	16.501.324
**D	SIX CIRC MAN EQ PORT INT UNCON	0	184.068	184.068
**D	GCG PARTNERS GLOBAL QUALITY EQUITY FUND	0	1.598.709	1.598.709
**D	THE MASTER TRUST BANK OF JAPAN LTD	0	257.793	257.793
**D		0	14.032	14.032

GA

S

662

Assemblea Ordinaria del 14 maggio 2020

LISTA ESITO DELLE VOTAZIONE

Objetto: Autorizzazione all'acquisto e alla disposizione di azioni proprie, previa revoca dell'autorizzazione conferita dall'Assemblea ordinaria del 16 maggio 2019. Deliberazioni inerenti e conseguenti

FAVOREVOLI

Badge	Ragione Sociale	Proprio	Delega	Totale
**D	LACM WORLD EQ WEAL	0	829	829
**D	JAPAN TRUSTEE SERVICES BANK LTD	0	680.121	680.121
**D	JAPAN TRUSTEE SERVICES BANK LTD	0	18.655	18.655
**D	COHEN & STEERS GLOBAL LIST. INFR.FD	0	135.692	135.692
**D	NUVEEN GLOBAL INFRASTRUCTURE FUND	0	1.625.981	1.625.981
**D	THE MASTER TRUST BANK OF JAPAN LTD	0	360.037	360.037
**D	FIRST TRUST EUROZONE ALPHADEX ETF	0	10.506	10.506
**D	THE MASTER TRUST BANK OF JAPAN LTD	0	141.178	141.178
**D	CORNERSTONE ADVISORS' INNER CIRCLE FUND CORNER STONE ADVISORS GLOBAL PUBLIC EQUITY FUND	0	110.200	110.200
**D	THE ADVISORS' INNER CIRCLE FUND CORNER STONE ADVISORS GLOBAL PUBLIC EQUITY FUND	0	27.449	27.449
**D	GLOBAL X SCIENTIFIC BETA EUROPE ETF	0	4.244	4.244
**D	THE MASTER TRUST BANK OF JAPAN LTD	0	742.724	742.724
**D	FIRST TRUST RIVERFRONT DYNAMIC EUROPE ET	0	55.542	55.542
**D	FIRST TRUST RIVERFRONT DYN DEV INT ETF	0	184.641	184.641
**D	MONRIAN ALL COUN WORLD EX US EQ CO IN I	0	903.371	903.371
**D	SEI INSTITUTIONAL INVESTMENTS TRUST	0	2.169.324	2.169.324
**D	MONDRIAN INTERNATIONAL EQUITY FUND	0	1.663.588	1.663.588
**D	ZURICH INSURANCE COMPANY LTD	0	43.187	43.187
**D	ZURICH INVESTMENTS LIFE S P A	0	987.310	987.310
**D	HI MASTER VB FONDS	0	712.000	712.000
**D	SAEV MASTERFONDS INKA	0	252.514	252.514
**D	HI FNWL DIVIDENDE PLUS FONDS	0	56.651	56.651
**D	HI MANPT FONDS	0	422.055	422.055
**D	ALLTRI INKA	0	149.700	149.700
**D	SIVE	0	181.789	181.789
**D	HL-KABL-FONDS	0	1.116.000	1.116.000
**D	AXA EURO DIVIDEND K	0	400.000	400.000
**D	AXA EURO DIVIDEND S	0	74.944	74.944
**D	HI-AXEL SPRINGER MASTER FONDS	0	79.317	79.317
**D	UNIVERSAL-OCO	0	172.519	172.519
**D	BI FINANZFONDS	0	234.981	234.981
**D	VWLAKH MASTER	0	91.892	91.892
**D	BANK GUTMANN AG	0	312.600	312.600
**D	ALLIANZ GI FONDS RAMW II	0	953.773	953.773
**D	ALLIANZGI FONDS APNIESA	0	1.050.000	1.050.000
**D	ALLIANZGI FONDS ABE	0	448.923	448.923
**D	NVW	0	19.261	19.261
**D	ALLIANZGI FONDS GANO 2	0	150.000	150.000
**D	ALLIANZGI FONDS PFD	0	35.979	35.979
**D	ALLIANZGI FONDS REINVEST	0	9.069	9.069
**D	IHCO FONDS	0	13.611	13.611
**D		0	100.000	100.000

EM

663

LISTA ESITO DELLE VOTAZIONI

Objetto: Autorizzazione all'acquisto e alla disposizione di azioni proprie, previa revoca dell'autorizzazione conferita dall'Assemblea ordinaria del 16 maggio 2019. Deliberazioni inerenti e conseguenti

FAVOREVOLI

Badge	Ragione Sociale	Proprio	Delega	Totale
**D	ALLIANZGI FONDS WERT	0	7.200	7.200
**D	ALLIANZGI FONDS TSF	0	10.000	10.000
**D	ALLIANZGI FONDS DIN	0	20.000	20.000
**D	ALLIANZGI FONDS SCHLUCCO	0	57.000	57.000
**D	ALLIANZGI FONDS DPF DILLINGER PENSIONSF0	0	147.298	147.298
**D	ALLIANZGI FONDS ALFEN	0	27.539	27.539
**D	ALLIANZGI FONDS GANO	0	5.937	5.937
**D	ALLIANZGI FONDS FIB	0	100.000	100.000
**D	ALLIANZGI FONDS AVP	0	8.940	8.940
**D	ALLIANZGI FONDS AVP	0	67.000	67.000
**D	AGI FONDS GRILLFARZER	0	48.538	48.538
**D	DBI FONDS EBB	0	45.732	45.732
**D	ALLIANZGI FONDS TOB	0	12.201	12.201
**D	ALLIANZGI FONDS NICO	0	37.610	37.610
**D	ALLIANZGI FONDS MAY	0	60.787	60.787
**D	ALLIANZGI FONDS PGD	0	37.580	37.580
**D	ALLIANZGI FONDS DUNHILL	0	137.659	137.659
**D	ALLIANZGI FONDS VSBW	0	16.991	16.991
**D	ALLIANZGI FONDS SIV	0	200.000	200.000
**D	SUEWE COFONDS	0	570.000	570.000
**D	ALLIANZGI FONDS ENE	0	488.030	488.030
**D	ALLIANZGI FONDS AFE	0	865.227	865.227
**D	ALLIANZGI FONDS PF1	0	921.960	921.960
**D	ALLIANZGI FONDS PTV2	0	14.000	14.000
**D	HFZH COFONDS	0	500.843	500.843
**D	ALLIANZGI FONDS PF2	0	315.868	315.868
**D	AIRBUS INVEST FOR LIFE AKTIENFONDS 1	0	484.216	484.216
**D	ALLIANZGI FONDS PFALCO	0	13.392	13.392
**D	ALLIANZGI FONDS SVKK	0	9.000	9.000
**D	ALLIANZGI FONDS SHL	0	250.201	250.201
**D	CBP GROWTH	0	28.348	28.348
**D	KREBSILFE 2 FONDS	0	54.957	54.957
**D	ALLIANZGI FONDS CAESAR	0	113.618	113.618
**D	AXA EURO DIVIDEND DEVL	0	189.260	189.260
**D	KWV AKTIEN FONDS 1	0	54.000	54.000
**D	AXA EURO DIVIDEND D	0	168.000	168.000
**D	AXA EURO DIVIDEND L	0	48.579	48.579
**D	HI R MASTER FONDS	0	13.834	13.834
**D	HI NSNPT BAF FONDS	0	37.339	37.339
**D	ALLIANZGI FONDS DPWS	0	410.614	410.614
**D	MASTERFONDS HPTT	0	74.641	74.641
**D	ALLIANZGI FONDS BREMEN	0	307.826	307.826
**D	MASTERFONDS BANTHUS	0	0	0

LISTA BSITO DELLE VOTAZIONE

Oggetto: Autorizzazione all'acquisto e alla disposizione di azioni proprie, previa revoca dell'autorizzazione conferita dall'Assemblea ordinaria del 16 maggio 2019. Deliberazioni inerenti e conseguenti

FAVOREVOLI

Badge	Ragione Sociale	Proprio	Delega	Totale
**D	HI BGM AR MASTERFONDS	0	100.467	100.467
**D	ALLIANZGI FONDS OB PENSION	0	86.400	86.400
**D	SEK K3 FONDS	0	30.210	30.210
**D	ALLIANZGI FONDS PENCABV PENSIONS	0	157.485	157.485
**D	BORDE-UI-FONDS	0	383.715	383.715
**D	BOERDE-UI-FONDS	0	1.167.500	1.167.500
**D	ALLIANZGI FONDS OLB PENSIONEN	0	48.771	48.771
**D	PIR EQUITY AXA ASSICURAZIONI	0	160.000	160.000
**D	ZURICH INSURANCE PLC	0	196.567	196.567
**D	ZURICH VIDA COMP DE SEGUROS Y REASEG SA	0	38.911	38.911
**D	BNP PARIBAS FUND	0	1.116.724	1.116.724
**D	DNCA INVEST	0	5.074.930	5.074.930
**D	BPI GLOBAL INVESTMENT FUND	0	30.795	30.795
**D	GA FUND L	0	26.509	26.509
**D	ABERDEEN STANDARD SICAV I	0	173.509	173.509
**D	PICTET TR	0	3.570.485	3.570.485
**D	LA FRANCAISE LUX	0	50.306	50.306
**D	CAIXABANK GLOBAL SICAV	0	16.700	16.700
**D	CAIXABANK WEALTH SICAV	0	8.458	8.458
**D	BNP PARIBAS EASY	0	1.116.413	1.116.413
**D	UEAM	0	56.258	56.258
**D	FONDAZIONE ROMA SIF	0	192.411	192.411
**D	FAM SERIES UCITS ICAV	0	492.924	492.924
**D	AXA INSURANCE DAC	0	33.522	33.522
**D	TORTOISE CAPITAL ADVISORS	0	35.340	35.340
**D	BPSS DUBLIN/RIVER AND MERCANTI	0	40.152	40.152
**D	WITAN INVESTMENT TRUST PLC	0	486.207	486.207
**D	AMERICAN HEART ASSOCIATION, INC	0	19.142	19.142
**D	BROOKFIELD GLOBAL LISTED INFRASTRUCTURE	0	565.900	565.900
**D	BROOKFIELD REAL ASSETS INCOME FUND INC	0	665.900	665.900
**D	BROOKFIELD REAL ASSETS SECURITIES FUND	0	80.500	80.500
**D	BOSTON PARTNERS GLOBAL INVESTORS INC	0	17.461	17.461
**D	BOSTON PARTNERS GLOBAL LONG SHORT FUND	0	147.096	147.096
**D	CARILLON CLARIVEST INTERNATIONAL STOCK F	0	31.388	31.388
**D	DUNHAM INTERNATIONAL STOCK FUND	0	201.825	201.825
**D	GUIDEMARK WORLD EX US FUND	0	52.665	52.665
**D	NATIONWIDE RISK BASEDINTERNATIONAL EQUIT	0	38.368	38.368
**D	PRAXIS INTERNATIONAL INDEX FUND	0	125.271	125.271
**D	PUBLIC SCHOOL RETIREMENT SYSTEM OF THE C	0	19.500	19.500
**D	RELIANCE TRUST INSTITUTIONAL RETIREMENT	0	68.900	68.900
**D	RRMAS 2016 BUSINESS HOLDINGS LP	0	17.410	17.410
**D	BRKFLD GEL RNV SUTB INFRSTR LP	0	32.200	32.200

665

Assemblea Ordinaria del 14 maggio 2020

LISTA ESITO DELLE VOTAZIONI

Objetto: Autorizzazione all'acquisto e alla disposizione di azioni proprie, previa revoca dell'autorizzazione conferita dall'Assemblea ordinaria del 16 maggio 2019. Deliberazioni inerenti e conseguenti

FAVOREVOLI

Badge	Ragione Sociale	Proprio	Delega	Totale
**D	PACIFIC GLOBAL INTERNATIONALEQUITY INCOM	0	14.167	14.167
**D	WILSHIRE MUTUAL FUNDS INC - WILSHIR	0	165.802	165.802
**D	ROCKEFELLER EQUITY ALLOCATION FUND	0	242.200	242.200
**D	GLOBAL CLEAN EQUITY FUND	0	5.710	5.710
**D	HEITMAN GLOBAL PRIMES INFRASTRUCTURE SEED INVESTORS LLC	0	3.033	3.033
**D	STANDARD LIFE WEALTH INTERNATIONAL LTD	0	119.883	119.883
**D	BNPDSJ ACO SLW OFF GL EQ FD	0	82.380	82.380
**D	BNPDSJ ACO SLW OFF BRIDGE FD	0	166.052	166.052
**D	STANDARD LIFE WEALTH INTERNATIONAL	0	487.770	487.770
**D	STANDARD LIFE INVESTMENTS	0	9.273	9.273
**D	BPSS JERSEY/SARASIN PARTNERS LLP	0	610.291	610.291
**D	SARASIN AND PARTNERS LLP CLIEI	0	25.838	25.838
**D	ENHANCED INDEX INTERNATIONAL SHARE FUND	0	251.939	251.939
**D	AUSTRALIAN CATHOLIC SUPERAN RETIREM FUND	0	101.952	101.952
**D	LEGALSUPER	0	240.374	240.374
**D	MERCER UNHEDEDGED OVERSEAS SHARES TRUST	0	174.493	174.493
**D	MERCER UNHEDEDGED OVERSEAS SHARES TRUST	0	88.000	88.000
**D	AMP INTERNATIONAL EQUITY INDEX FUND HEDG	0	980.909	980.909
**D	AMP CAP UNHEDEDGED GL SHS MULTI MAN FUND	0	40.694	40.694
**D	IPAC SPEC INV STR INT SHARESTRATEGY NO 1	0	329.441	329.441
**D	IPAC SPEC INV STR INT SHARESTRATEGY NO 1	0	43.430	43.430
**D	IPAC SPEC INV STR INT SHARE STR NO 9	0	77.698	77.698
**D	UNISUPER	0	595.769	595.769
**D	WHOLESALE UNIT TRUST GL. INFRASTRUCTURE F	0	68.539	68.539
**D	AMP CAPITAL GLOBAL QUALITY FUND	0	33.130	33.130
**D	WHOLESALE UNIT TRU MSCI GLOB IND SHAR FU	0	46.627	46.627
**D	WHOLESALE UNIT TRUST GLOBAL SHARES F 4	0	307.517	307.517
**D	WHOLESALE UNIT TRUST GLOBAL SHARES F 3	0	17.936	17.936
**D	AMP CAPITAL SPEC INTERN SHARE FUND	0	320.562	320.562
**D	STRATEGIC INTERNATIONAL EQUITY FUND	0	119.047	119.047
**D	KIWI INVEST MAN WHOLESALE CORE GLOBAL FD	0	154.224	154.224
**D	WHOLESALE INTERNATIONAL CORE EQUITIES	0	30.120	30.120
**D	BPSS SYDNEY/WHOLESALE UNIT TRUST GLOBAL SHARES FUND 1	0	311.540	311.540
**D	AMP LIFE INTERNATIONAL EQUITIES FUND	0	157.043	157.043
**D	BNZ WHOLESALE INTERN EQUITIES INDEX FUND	0	94.793	94.793
**D	MULTIMIX WHOLESALE INT SHARES TRUST	0	117.463	117.463
**D	BDF-FONDS E ACT. EUROP.	0	160.000	160.000
**D	FCP FIAO	0	1.181.454	1.181.454
**D	FCP LF AMLEAGUE EURO 45 128 BOULEVA	0	100.764	100.764
**D	FCPE BDF FONDS S SOLIDAIRE	0	35.491	35.491
**D	FCP BNP PARIBAS ACTIONS RENDEMENT	0	514.745	514.745
**D	CARDIF ASSURANCE VIE	0	8.106.477	8.106.477

EM

666

Assemblea Ordinaria del 14 maggio 2020

LISTA ESITO DELLE VOTAZIONI

Oggetto: Autorizzazione all'acquisto e alla disposizione di azioni proprie, previa revoca dell'autorizzazione conferita dall'Assemblea ordinaria del 16 maggio 2019. Deliberazioni inerenti e conseguenti

FAVOREVOLI

Badge	Regione Sociale	Proprio	Delega	Totale
**D	FCP CAMGESTION RENACTIS	0	568.013	568.013
**D	FCPE HORIZON EP. ACTION	0	66.760	66.760
**D	CARDIF ASSURANCES RISQUES DIVERS	0	102.671	102.671
**D	FCP CAMGEST VALEURS EURO	0	430.076	430.076
**D	CARDIF LUX VIE	0	673.706	673.706
**D	ORANO CYCLE	0	3.800.000	3.800.000
**D	CALCIUM QUANT	0	354.629	354.629
**D	SODIUM 1	0	752.976	752.976
**D	FCP LITHIUM RENDEMENT	0	925.326	925.326
**D	MAIF INVEST RESP0 EUROPE	0	414.021	414.021
**D	FCPE HARMONY	0	58.549	58.549
**D	LFP MULTI TRENDS	0	43.844	43.844
**D	LA FRANCAISE INFLECTION POINT ACTION EUR	0	318.394	318.394
**D	FCP ALBA VALEUR	0	75.000	75.000
**D	BNP EURO VALEURS DURAB	0	240.035	240.035
**D	LESAFFRE EQUILIBRE RESPONS SOLIDAIR	0	93.437	93.437
**D	FCPE GPE FMC FCE DIV BNP	0	34.092	34.092
**D	FCPE FONDS BOEHRINGER	0	114.401	114.401
**D	FCPE LIMACTIF	0	79.045	79.045
**D	FCP NATIO-FONDS COLLINE 1	0	3.151.028	3.151.028
**D	AXA INDICE EURO	0	574.879	574.879
**D	AGIFI MONDE DURABLE	0	292.647	292.647
**D	AXA AA DIVERSFIE INDICIEL 1	0	503.187	503.187
**D	MULTIPAR SOLIDAIRE DYNA SR	0	1.840.324	1.840.324
**D	FCPE MULTIPAR EQ. SOC. RES	0	747.291	747.291
**D	FCPE MULTIPAR ACTS SR	0	1.075.074	1.075.074
**D	BNP PARIBAS ACT EUR RESP	0	234.736	234.736
**D	FCP FCE INVEST EURO	0	2.661.053	2.661.053
**D	FCP FRANCE INVEST. INTER	0	885.224	885.224
**D	FCP NF COLLINES INVEST 3	0	1.896.540	1.896.540
**D	FCP ALM ACTIONS EURO	0	3.213.273	3.213.273
**D	FONDS DIVERSIFIE TEL 1 1 BOULEVARD	0	28.773	28.773
**D	FCP ALM ACT ZONE EUR ISR	0	5.550.000	5.550.000
**D	FCP AG2R LA MONDIALE ACT EUROPE ISR	0	500.000	500.000
**D	FCP CNP ACTIONS EMU UBS	0	1.249.652	1.249.652
**D	FCPE SAUR EPARGNE	0	139.570	139.570
**D	FCP EPARGNE EUROPE DYNAMIQUE	0	210.132	210.132
**D	ROSENBERG EUROBLOC	0	637.821	637.821
**D	FCP SAKKARAH 4	0	159.141	159.141
**D	FCP IRCOM RETRAITE DIVERSIFIE	0	80.650	80.650
**D	LM HARMONY	0	11.376	11.376
**D	FCP KLESIA K ACTIONS EURO	0	23.549	23.549

Assemblea Ordinaria del 14 maggio 2020

LISTA ESITO DELLE VOTAZIONE

Oggetto: Autorizzazione all'acquisto e alla disposizione di azioni proprie, previa revoca dell'autorizzazione conferita dall'Assemblea ordinaria del 16 maggio 2019. Deliberazioni inerenti e conseguenti

FAVOREVOLI

Badge	Regione Sociale	Proprio	Delega	Totale
**D	KEMPEN EUROPEAN HIGH DIVIDEND FUND N.V.	0	1.371.390	1.371.390
**D	KEMPEN CAPITAL MANAGEMENT N V	0	1.713.175	1.713.175
**D	STICHT BEDRIJFST FONDS VOOR DE MEDIA PNO	0	678.278	678.278
**D	KLESIA LF ACTIONS EURO	0	1.046	1.046
**D	BNP PARIBAS EQUITY - FOCUS ITALIA	0	156.823	156.823
**D	STICHTING AHOLD DELBRAIZE PENSIOEN	0	641.034	641.034
**D	FCP KLESIA K RETRAITE EURO	0	2.050.192	2.050.192
**D	FCP IRCOM RETRAITE DIVERSIPIE	0	284.556	284.556
**D	FCP SAKKARAH 2	0	130.013	130.013
**D	LFAML INDEXALPHA	0	203.610	203.610
**D	FPE ESG PLUS	0	2.515.623	2.515.623
**D	FCP FPI ESG	0	111.576	111.576
**D	FCP FPE ESG	0	1.468.125	1.468.125
**D	FCP FPI ESG PLUS	0	1.121.751	1.121.751
**D	FONDS DE RESERVE POUR LES RETRAIT	0	2.575.035	2.575.035
**D	FONDS DE RESERVE POUR LES RETRAITES	0	1.912.998	1.912.998
**D	FCP VILLIERS ACTIONS EUROPE SYST	0	1.048.555	1.048.555
**D	FCP ERAFP ACT EURI AMUND	0	1.100.579	1.100.579
**D	JANUS HENDERSON ADAPTIVE GLOBAL ALLOCATI	0	592	592
**D	JANUS HENDERSON INTERNATIONAL MANAGED VO	0	143.555	143.555
**D	DNCA MF VALUE EUROPE	0	369.798	369.798
**D	CNP DNCA EUROPE GROWTH	0	705.981	705.981
**D	WORLD TRADE ORGANIZATION PENSION PLAN	0	76.578	76.578
**D	PICTET CH INSTITUTIONAL - EUROPEAN	0	585.689	585.689
**D	BANQUE PICTET & CIE SA	0	110.595	110.595
**D	TURICUM AKTIEN UND IMMOBILIENWERTSCHRIFT	0	519.457	519.457
**D	MIGROS PENSIONKASSE	0	29.355	29.355
**D	RAIFFEISEN INDEX FONDS EURO STOXX 50	0	145.514	145.514
**D	SWISS LIFE LUXEMBOURG SA	0	475.720	475.720
**D	PICTET CH-GLOBAL EQUITIES	0	92.131	92.131
**D	PICTET GLOBAL SELECTION FUND - GLOB	0	62.405.479	62.405.479
**D	PICTET GLOBAL SELECTION FUND	0	3.009.135	3.009.135
**D	PICTET - MULTI ASSET GLOBAL	0	130.163	130.163
**D	QUARERO CAPITAL FUNDS (LUX)	0	364.562	364.562
**D	PICTET CLEAN ENERGY	0	5.773.381	5.773.381
**D	PICTET - GLOBAL MEGATREND SELECTION	0	5.642.023	5.642.023
**D	PICTET-EUROLAND INDEX	0	436.391	436.391
**D	PICTET-EUROPE INDEX	0	1.455.974	1.455.974
**D	WORLD EQUITY ACTIVE MOTHER FUND	0	31.718	31.718
**D	INDEX MOTHER FUND EURO AREA EQUITY	0	65.778	65.778
**D	DL INTERNATIONAL RESEARCH OPEN MOTHER FD	0	1.421.994	1.421.994
**D	GLOBAL HIGH DIVIDEND EQUITY MOTHER FUND	0	634.700	634.700

81

668

LISTA ESITO DELLE VOTAZIONE

Oggetto: Autorizzazione all'acquisto e alla disposizione di azioni proprie, previa revoca dell'autorizzazione conferita dall'Assemblea ordinaria del 16 maggio 2019. Deliberazioni inerenti e conseguenti

FAVOREVOLI

Badge	Ragione Sociale	Proprio	Delega	Totale
**D	SHINKO GLOBAL EQUITY INDEX MOTHER FUND	0	4.268	4.268
**D	FOREIGN STOCK INDEX MOTHER FUND ONAL DEVELOPED COUNTRIES INDEX MOTHER FUNDD	0	258.734	258.734
**D	DAIWA PAN EUROPEAN HIGH DIVIDEND YIELD STOCK MOTHER FUND	0	62.990	62.990
**D	GIVI GLOBAL EQUITY FUND A SERIES TRUST OF GLOBAL MULTI STRATEGY	0	38.757	38.757
**D	DANSKE INVEST EUROPE HIGH DIVIDEND FUND	0	473.875	473.875
**D	DANSKE INVEST EUROPEAN EQUITY FUND	0	945.983	945.983
**D	AMF AKTIEFOND EUROPA C/O AMF FONDER AB	0	2.153.176	2.153.176
**D	AMF AKTIEFOND GLOBAL C/O AMF FONDER AB	0	1.372.202	1.372.202
**D	AMF BALANSFOND C/O AMF FONDER AB	0	331.405	331.405
**D	AMF AKTIEFOND VARLDEN C/O AMF FONDER AB	0	1.082.273	1.082.273
**D	KAPAN PENSIONER FORSAKRINGSFORENING	0	518.730	518.730
**D	KAPIT PENSAM INVEST PSI 10 GLOBAL AKTIER	0	1.483.158	1.483.158
**D	INVESTERINGSFORENINGEN BANKINVEST EUROPA SMALL CAP AKTIER KL	0	238.213	238.213
**D	VELLIV, PENSION & LIVSFORSIKRING A/S	0	511.950	511.950
**D	VERDIPAPIRFONDET EQUINOR AKSJER EUROPA	0	92.000	92.000
**D	ROBECO CAPITAL GROWTH FUND	0	106.073	106.073
**D	ASR LEVENSVERZEKERING N.V.	0	493.988	493.988
**D	STICHTING ASR BEWAARDER	0	1.910.651	1.910.651
**D	DEGROEF PETERCAM ASSET MANAGEMENT REPRESENTING ARGENTIA PENSIOENS PAAR FONDS DEFENSIVE	0	48.949	48.949
**D	DEGROEF PETERCAM ASSET MANAGEMENT REPRESENTING ERGO FUND	0	2.019.300	2.019.300
**D	EQUINOR INSURANCE A S	0	52.000	52.000
**D	MOMENTUM INVESTMENT FUNDS SICAV-SIF	0	530.000	530.000
**D	STICHTING SHELL PENSIOENFONDS	0	110.000	110.000
**D	ROBECO UMBRELLA FUND I N.V.	0	27.897	27.897
**D	FUNDACAO CALOUSTE GULBENKIAN	0	1.653.927	1.653.927
**D	ARGENTA DP	0	238.968	238.968
**D	KEMPEN INTERNATIONAL FUNDS	0	21.034	21.034
**D	BLACKROCK INSTITUTIONAL POOLED FUNDS PLC	0	1.149.700	1.149.700
**D	KYBURG INSTITUTIONAL FUND - AKTIEN WELT	0	560.900	560.900
**D	BVK PERSONALVORSORGE DES KANTONS ZURICH	0	1.125.212	1.125.212
**D	PENSIONSKASSE SBB	0	656.669	656.669
**D	NFS LIMITED TRAFALGAR COURT ADMIRAL PARK ST. PETER PORT	0	592.698	592.698
**D	SHELL TRUST BERMUDA LTD AS TRUSTEE OF THE SHELL OVERSEAS CONTRIBUTORY PENSION FUND	0	323.124	323.124
**D	SHELL TRUST (BERMUDA) LIMITED AS TRUSTEE OF THE SHELL INTERNATIONAL PENSION FUND	0	1.046.687	1.046.687
**D	NFS LIMITED TRAFALGAR COURT ADMIRAL PARK ST. PETER PORT	0	739.355	739.355
**D	DEKA INVESTMENT GMBH RE DEKA-BASIS	0	97.795	97.795
**D	DEKA INVESTMENT GMBH RE DEKA-DIVIDEND VA	0	314.603	314.603
**D	DEKA INVEST DEKA EURO STOXX 50 - UCITS	0	17.500	17.500
**D	DEKA INVESTMENT GMBH	0	1.040.000	1.040.000
**D	DEKA INVEST GMBH RE DEKA-BAV-FONDS	0	2.629.188	2.629.188
**D		0	132.282	132.282
**D		0	188.148	188.148

GA

66P

LISTA ESITO DELLE VOTAZIONI

OGGETTO: Autorizzazione all'acquisto e alla disposizione di azioni proprie, previa revoca dell'autorizzazione conferita dall'Assemblea ordinaria del 16 maggio 2019. Deliberazioni inerenti e conseguenti

FAVOREVOLI

Badge	Ragione Sociale	Proprio	Delega	Totale
**D	DEKA INVEST. RE DEKA-DIVIDENDDISCOUNT	0	182.800	182.800
**D	DEKA INVESTMENT GMBH RE DEKASPEZIAL	0	170.000	170.000
**D	DEKA INVESTMENT GMBH RE NASPA-AKTIE	0	4.114.044	4.114.044
**D	DEKA INVESTMENT GMBH RE DEKA	0	1.407.000	1.407.000
**D	DEKA INVESTMENT GMBH RE PKBME	0	48.350	48.350
**D	DEKA INVEST RE DEKA-EUROLAND BALANCE	0	2.024.050	2.024.050
**D	DEKA INVEST GMBH RE BALANCE DYNAMISCH	0	31.685	31.685
**D	DEKA INVESTMENT GMBH RE DEKA-BR 75	0	53.493	53.493
**D	DEKA INVEST GMBH RE DEKA-BR 85	0	243.443	243.443
**D	DEKA INVESTMENT GMBH RE DEKA-BR 100	0	960.000	960.000
**D	DEKA INVESTMENT GMBH RE DEKAFUTUR-CHANCE	0	120.010	120.010
**D	DEKA INVEST RE/DEKAFUTUR-WACHSTUM	0	49.700	49.700
**D	DEKA INVEST RE/DEKAFUTUR-ERTRAG	0	6.860	6.860
**D	DEKA INVESTMENT GMBH RE DEKA-NACHH KOM	0	270.428	270.428
**D	DEKA INVESTMENT GMBH RE DEKA-BR 35	0	143.759	143.759
**D	DEKA INVESTMENT GMBH RE DEKA-BR 55	0	24.198	24.198
**D	DEKA INVEST GMBH RE SIGMA PLUS BALANCED	0	17.329	17.329
**D	DEKA INVEST RE SIGMA PLUS KONSERVATIV	0	19.093	19.093
**D	DEKA INVEST GMBH RE DEKA MEGATRENDS	0	290.000	290.000
**D	DEKA INV GMBH RE DEKA EUROPA AKTN STRATE	0	140.000	140.000
**D	DEKA INVEST GMBH RE NULL-FONDS	0	8.000	8.000
**D	DEKA INV GMBH R DEK MSCI WORLD UCITS ETF	0	13.579	13.579
**D	DEKA INVEST GMBH RE BEROLINARENT DEKA	0	29.520	29.520
**D	DEKA INVEST DIVIDENDENSTRATEGIE	0	11.500.000	11.500.000
**D	DEKA INVEST GMBH RE DEKA-PB DEFENSIV	0	14.914	14.914
**D	DEKA INVESTGMBH RE MSCI EUROPE LC UCITS	0	43.504	43.504
**D	DEKA INV. GMBH RE DEKA MSCI EUROPE UCITS ET	0	404.971	404.971
**D	H.E.S.T. AUSTRALIA LIMITED	0	64.307	64.307
**D	MINE SUPERANNUATION FUND	0	423.791	423.791
**D	LGIA SUPER TRUSTEE AS TRUSTEE FOR LGIA	0	378.651	378.651
**D	VANGUARD INTERNATIONAL SHARE INDEX FUND	0	411.351	411.351
**D	VANGUARD INTERNATIONAL SHARE INDEX FUND	0	215.960	215.960
**D	CONSTRUCTION AND BUILDING UNIONS SUPER F	0	2.450.143	2.450.143
**D	AUSTRALIANSUPER	0	707.670	707.670
**D	SAS TRUSTEE CORPORATION POOLED FUND	0	12.061	12.061
**D	NEW YORK STATE COMMON RETIREMENT FUND	0	402.840	402.840
**D	UBS ASSET MANAGEMENT LIFE LTD	0	7.379.754	7.379.754
**D	LUCRF PTY LTD FOR THE LABOUR UNION CO-OPERATIVE RETIREMENT FUND	0	4.072.560	4.072.560
**D	OPTIMX WHOLESALE GLOBAL SHARE TRUST	0	41.206	41.206
**D	BANCO CENTRAL DE TIMOR-LESTE (BCTL)	0	207.400	207.400
**D	CONNECTICUT GENERAL LIFE INSURANCE COMPANY	0	616.133	616.133
**D		0	99.518	99.518

670

LISTA ESITO DELLE VOTAZIONE
 Oggetto: Autorizzazione all'acquisto e alla disposizione di azioni proprie, previa revoca dell'autorizzazione conferita dall'Assemblea ordinaria del 16 maggio 2019. Deliberazioni inerenti e conseguenti

FAVOREVOLI

Badge	Ragione Sociale	Proprio	Delega	Totale
**D	STANDARD CHARTERED BANK HONG KONG RETIRE	0	22.246	22.246
**D	JPMORGAN CHASE BANK - PB - CANADA F	0	17.495	17.495
**D	JPMORGAN CHASE BANK - PB - UNITED STATES CORPORATIONS	0	18.355	18.355
**D	FOREIGN SECURITIES TRUST #1	0	1.106.048	1.106.048
**D	JPMORGAN CHASE BANK - PB - US FOUNDATION	0	16.037	16.037
**D	JPMORGAN CHASE BANK - PB - UNITED STATES PARTNERSHIP	0	155.087	155.087
**D	JPMORGAN CHASE BANK - PB - US TAX EX ENT	0	13.648	13.648
**D	JPMORGAN CHASE BANK - PB - UNITED STATES TRUSTS	0	15.985	15.985
**D	JPMORGAN CHASE BANK - PB - UNITED STATES TRUSTS - CRA TREATY	0	76.829	76.829
**D	JPMORGAN CHASE BANK - PB - UNITED STATES INDIVIDUALS	0	13.728	13.728
**D	JPMORGAN CHASE BANK - PB - UNITED STATES INDIVIDUALS	0	266.444	266.444
**D	COMMINGLED PENSION TRUST FUND (INTERNATIONAL ADVANTAGE) OF JPMORGAN CHASE BANK	0	1.717.344	1.717.344
**D	ROCKEFELLER & CO., INC	0	563.611	563.611
**D	BANCO CENTRAL DE TIMOR-LESTE (BCTL)	0	49.989	49.989
**D	TELSTRA SUPERANNUATION SCHEME	0	13.137	13.137
**D	JEFFREY LLC	0	6.321.550	6.321.550
**D	CTIVP - LAZARD INTERNATIONAL EQUITY ADVANTAGE FUND	0	104.065	104.065
**D	JPMORGAN GLOBAL MACRO OPPORTUNITIES FUND	0	555.754	555.754
**D	COMMING PENS TR FU ED DYN HED EQ O JPM N	0	28.648	28.648
**D	JPMORGAN CHASE BANK - PB - CANADA F	0	39.652	39.652
**D	CAPCO TRUST JERSEY LIMITED AS TRUSTEE OF	0	57.254	57.254
**D	BANK OF MAURITIUS	0	24.932	24.932
**D	ANZ WHOLESALE INTERN.SHARE NO. 1 FUND	0	12.612	12.612
**D	BRUNEL SHELL RETIREMENT BENEFIT FUND	0	31.499	31.499
**D	CGMPV, LLC	0	16.683	16.683
**D	JPMORGAN GLOBAL CORE REAL ASSETS LIMITED	0	90.533	90.533
**D	TCORPIM INTERNATIONAL SHARE (UNHEDED) F	0	126.400	126.400
**D	ANZ PRIVATE GLOBAL EQUITIES TRUST	0	1.150.334	1.150.334
**D	THE BOEING COMPANY EMPLOYEE RETIREMENT P	0	805.510	805.510
**D	THE BOEING COMPANY EMPLOYEE RETIREMENT P	0	112.743	112.743
**D	DEKA INVEST GMBH RE A-VSA-FONDS	0	20.389	20.389
**D	BLACKROCK INTERNATIONAL ALPHA TILTS FUND	0	33.668	33.668
**D	ISHARES ALLCOUNTRY EQUITY INDEX FUND	0	1.057.899	1.057.899
**D	JPMORGAN SAR EUROPEAN FUND 50/F	0	327.981	327.981
**D	CAPITAL GROUP GLOBAL EQUITY FUND	0	137.193	137.193
**D	BLACKROCK FISSION INDEXED INTL EQUITY FD	0	6.220	6.220
**D	CHINA LIFE INSURANCE (GROUP) COMPANY	0	126.000	126.000
**D	SUPERANNUATION FUNDS MANAGEMENT COR	0	667.619	667.619
**D	ADVANCE INTERNATIONAL SHARE INDEX FUND	0	908.600	908.600
**D	ANZ WHOLESALE INTERNATIONAL SHARE NO. 3 FU	0	667.905	667.905
**D	ONEPATH GLOB SHARES LARGE CAP UNHED IN P	0	93.900	93.900
**D	CHINA LIFE INSURANCE COMPANY LIMITED	0	862.082	862.082
**D	ACCIDENT COMPENSATION CORPORATION	0		

671

Assemblea Ordinaria del 14 maggio 2020

LISTA ESITO DELLE VOTAZIONE

Oggetto: Autorizzazione all'acquisto e alla disposizione di azioni proprie, previa revoca dell'autorizzazione conferita dall'Assemblea ordinaria del 16 maggio 2019. Deliberazioni inerenti e conseguenti

FAVOREVOLI

Badge	Ragione Sociale	Proprio	Delega	Totale
**D	TELSTRA SUPERANNUATION SCHEME	0	644.992	644.992
**D	IBM PERSONAL PENSION PLAN TRUST	0	420.984	420.984
**D	MTBJ DAIDO LIFE FOREIGN EQUITY MOTHER FD	0	32.533	32.533
**D	ISHARES WHOLESAL SCREENED INT EQ IND F	0	52.625	52.625
**D	SUPERANNUATION FUNDS MANAGEMENT CORPORAT	0	61.001	61.001
**D	SUPERANNUATION FUNDS MANAGEMENT CORE	0	13.231	13.231
**D	TCORPIM INTERNATIONAL SHARE (UNHEGED) F	0	386.086	386.086
**D	WSPF INTERNATIONAL EQUITIES TRUST	0	362.672	362.672
**D	BT WHOLESAL MULTI MANAG INTL SHARE FUND	0	95.831	95.831
**D	CAPITAL GROUP EMPLOYEE BENEFIT INV. TRUST	0	11.692.424	11.692.424
**D	KOOKMIN BANK ACTING AS TRUSTEE OF KIM PRIVATE NOBLE CLASS GLOBAL EQUITY MASTER INVESTMENT TRUST	0	18.971	18.971
**D	JF MORGAN CHASE RETIREMENT PLAN	0	230.801	230.801
**D	QANTAS SUPERANN. LTD ATF QANTAS SUP. PLAN	0	464.025	464.025
**D	ISHARES WHOLESAL INTERN EQ INDEX FUND	0	546.460	546.460
**D	DEKA INV GMBH RE DONAU-ICR-FUNDMASTER	0	129.943	129.943
**D	SUPER FUNDS MANAG CORP SOUTH AUSTRALIA	0	1.071.069	1.071.069
**D	JPMORGAN LIFE LIMITED	0	12.546	12.546
**D	IBM PERSONAL PENSION PLAN TRUST	0	56.611	56.611
**D	JPMORGAN FUND III ICVC-JPM DIVERSIFIED GROWTH FUND	0	10.951	10.951
**D	UBS FTSE RAFI DEVELOPED 1000 INDEX FUND	0	63.484	63.484
**D	JPMORGAN MULTI ASSET TRUST PLC	0	165.452	165.452
**D	RETIREMENT INCOME PLAN OF SAUDI ARABIAN OIL COMPANY	0	112.605	112.605
**D	NVIT INTERNATIONAL INDEX FUND	0	1.144.251	1.144.251
**D	FLEXSHAR.MORN.DEV.MARK.EX-US FAC.TILT IN	0	272.321	272.321
**D	SBC MASTER PENSION TRUST 208	0	194.331	194.331
**D	T ROME PRICE INTERNATIONAL EQUITY INDEX	0	568.905	568.905
**D	INTERNATIONAL GROWTH AND INCOME FUND	0	44.202.645	44.202.645
**D	EQ ADVISORS-TRUST EQ-GLOBAL EQUITY MANAG	0	322.812	322.812
**D	EQ ADV. TRUST AXA INTL.CORE MANAGED VOLA	0	411.344	411.344
**D	REYNOLDS AMERICAN DEFINED BENEFIT MASTER	0	161.566	161.566
**D	SOUTHERN COMPANY SYSTEM MASTER RETIREMEN	0	1.577.883	1.577.883
**D	MINISTRY OF ECONOMY AND FINANCE	0	85.193	85.193
**D	MINISTRY OF ECONOMY AND FINANCE	0	86.468	86.468
**D	MINISTRY OF ECONOMY AND FINANCE	0	642.167	642.167
**D	NEW WORLD FUND INC	0	8.394.776	8.394.776
**D	MINISTRY OF ECONOMY AND FINANCE	0	437.925	437.925
**D	NEW PERSPECTIVE FUND	0	40.611.209	40.611.209
**D	EUROPACIFIC GROWTH FUND	0	104.040.486	104.040.486
**D	AMERICAN BALANCED FUND	0	76.355.397	76.355.397
**D	CAPITAL INCOME BUILDER INC	0	60.965.188	60.965.188
**D	EQ ADVISORS TRUST-AXA INTL.VALUE MANAGED	0	667.601	667.601
**D	THE INCOME FUND OF AMERICA	0	196.520.535	196.520.535

LISTA ESITO DELLE VOTAZIONE

Oggetto: Autorizzazione all'acquisto e alla disposizione di azioni proprie, previa revoca dell'autorizzazione conferita dall'Assemblea ordinaria del 16 maggio 2019. Deliberazioni inerenti e conseguenti

FAVOREVOLI

Badge	Ragione Sociale	Proprio	Delega	Totale
**D	CAPITAL WORLD GROWTH & INCOME FUND INC	0	118.070.795	118.070.795
**D	FLEXSHARES STOXX GLOBAL BROAD INFRASTRUC	0	6.005.846	6.005.846
**D	FLEXSHARES STOXX GLOBAL ESG IMPACT INDEX	0	16.739	16.739
**D	SBC MASTER PENSION TRUST	0	319.913	319.913
**D	ABU DHABI RETIREMENT PENSIONS AND BENEFIT	0	53.211	53.211
**D	ASPIRANT RISK MANAGED GLOBAL EQUITY FUN	0	1.156.238	1.156.238
**D	EQ ADVISORS TRUST - EQ/INTERNATIONAL MAN	0	838.742	838.742
**D	EQ ADVISORS TRUST - ATM INTERNATIONAL MA	0	68.192	68.192
**D	FLEXSHARES INTERNATIONAL QUALITY DIVIDEND DEFENSIVE INDEX FUND	0	932.702	932.702
**D	JNL/MELLON CAPITAL INTNAL INDEX FUND	0	38.400	38.400
**D	GOLDMAN SACHS TRUST - GOLDMAN SACHS ABSOLUTE RETURN TRACKER FUND	0	268.562	268.562
**D	GOLDMAN SACHS TRUST - GOLDMAN SACHS INTER	0	5.202.128	5.202.128
**D	PUBLIC EMPLOYEES RETIREMENT SYSTEM OF OHIO	0	29.834.073	29.834.073
**D	MTB GOVERNMENT PENSION INVESTMENT FUND 4	0	9.362.051	9.362.051
**D	THE MASTER TRUST BANK OF JAPAN LTD	0	113.520	113.520
**D	JPMORGAN FUND ICVC - JPM GLOBAL EQUITY I	0	325.704	325.704
**D	JPMORGAN FUND ICVC - JPM EUROPE FUND	0	1.609.200	1.609.200
**D	JPM EUROPE DYNAMIC (EX UK) FUND	0	3.274.548	3.274.548
**D	JPMORGAN FUND ICVC - JPM GLOBAL CONSUMER	0	241.483	241.483
**D	JPMORGAN LIFE LIMITED	0	78.062	78.062
**D	JPM FUND ICVC-JPM MULTI-ASSET INCOME FD	0	70.670	70.670
**D	JPMORGAN FUND ICVC - JPM EUROPE FUND	0	1.038.395	1.038.395
**D	SHELL PENSIONS TRUST LIMITED AS TRU	0	199.717	199.717
**D	HAMPSHIRE COUNTY COUNCIL PENSION FUND	0	1.170.202	1.170.202
**D	JOHN LEWIS PARTNERSHIP TRUST FOR PENSION	0	237.171	237.171
**D	NATIONAL FARMERS UNION MUTUAL INSURANCE	0	1.546.579	1.546.579
**D	TFL PENSION FUND	0	66.144	66.144
**D	THE BARCLAYS BANK UK RETIREMENT FUND	0	4.853.457	4.853.457
**D	THE MASTER TRUST BANK OF JAPAN, LTD. AS TRUSTEE FOR MUTB400045792	0	135.366.654	135.366.654
**D	VANGUARD TOTAL INTERNATIONAL STOCK INDEX	0	382.960	382.960
**D	VANGUARD FID COMPANY EUROPEAN STOCK INDE	0	429.892	429.892
**D	PRUDENTIAL LEGACY INSURANCE COMPANY NJ	0	4.348.059	4.348.059
**D	MTB FOR GOVERNMENT PENSION FD45828	0	16.046.071	16.046.071
**D	THE MASTER TRUST BANK OF JAPAN LTD	0	8.564	8.564
**D	HONG KONG EXPORT CREDIT INSURANCE CORPOR	0	312.372	312.372
**D	GOVERNMENT SUPERANNUATION FUND	0	8.852	8.852
**D	STATE OF CALI SAV PLUS PROG MASTER TRUST	0	16.200	16.200
**D	DEKA INTERNATIONAL S.A. RE HASEA MU	0	37.700	37.700
**D	INTERNATIONAL FUND MANAGEMENT S.A. RE STRATEGIECONCEPT VM BC	0	112.850	112.850
**D	DEKA VERMOGENSMANAGEMENT GMBH RE KEPLER	0	430.000	430.000
**D	DEKA INVEST MBH VITUS FIRST VALUE FONDS	0	206.464	206.464
**D	DEKA INVEST RE DEKA TRUST BALANCED-FONDS	0	0	0

673

LISTA ESITO DELLE VOTAZIONE
 Oggetto: Autorizzazione all'acquisto e alla disposizione di azioni proprie, previa revoca dell'autorizzazione conferita dall'Assemblea ordinaria del 16 maggio 2019. Deliberazioni inerenti e conseguenti

FAVOREVOLI

Badge	Ragione Sociale	Proprio	Delega	Totale
**D	DEKA A-DIM-WETZLAR-BALANCED-FONDS	0	27.900	27.900
**D	DEKA A-DIM-WETZLAR-FONDS	0	36.096	36.096
**D	DEKA INVESTMENT GMBH RE AUN-FONDS	0	28.135	28.135
**D	DEKA INVEST GMBH RE DEKA MULT ASS TOT RE	0	9.137	9.137
**D	DEKA A-DOR-FONDS	0	131.979	131.979
**D	DEKA INVEST RE INTER-ESSEN-FONDS	0	22.017	22.017
**D	DEKA INVESTMENT GMBH RE DOHAMUN-FONDS DER IHK ZU DORTMUND	0	1.807	1.807
**D	DEKA INVEST GMBH MULDENTAL FONDS	0	66.000	66.000
**D	DEKA INVESTMENT GMBH RE PENSIONS FONDS MA	0	22.279	22.279
**D	DEKA INVESTMENT GMBH RE BF MASTERFONDS	0	73.219	73.219
**D	DEKA A-BAD HERSFELD-FONDS	0	56.000	56.000
**D	DEKA INVESTMENT GMBH RE A-ARAL 91-FONDS	0	21.614	21.614
**D	DEKA INVESTMENT GMBH RE WI AKTIEN	0	63.718	63.718
**D	DEKA INV. GMBH RE ROLAND MASTERFONDS	0	58.405	58.405
**D	DEKA INV. A-BGL-FONDS	0	40.273	40.273
**D	DEKA INVESTMENT GMBH RE MV-FONDS	0	108.000	108.000
**D	DEKA INVESTMENT GMBH RE TBG FONDS	0	74.000	74.000
**D	INTERNATIONALE KAPITALSANLAGESELLSCHAFT	0	120.000	120.000
**D	DEKA INVE GMBH RE DEKA-PRIVATVORSORGE AS	0	250.000	250.000
**D	DEKA INVEST GMBH RE CHRISTOPHORUS FD	0	3.296	3.296
**D	DEKA INVEST GMBH RE AGR DENA	0	23.900	23.900
**D	DEKA INVESTMENT GMBH RE STADTRAHN-FONDS	0	6.302	6.302
**D	DEKA INVESTMENT GMBH RE DEKA-XSG-FONDS	0	31.564	31.564
**D	DEKA INVEST MAULBRONN-STROMBERG-FONDS	0	32.500	32.500
**D	DEKA INVEST REGIONALE-WUPPERTAL-FONDS	0	2.919	2.919
**D	DEKA INVEST GMBH RE DEKA-SBO-FONDS	0	9.616	9.616
**D	DEKA INVEST GMBH RE BODENSEE-FONDS	0	5.000	5.000
**D	DEKA INVESTMENT GMBH RE DEKA-BR 20	0	2.078	2.078
**D	DEKA INVESTMENT GMBH RE VER 03-FONDS	0	16.802	16.802
**D	DEKA INVEST RE KOMMONAL-TUT-BALANCED -FO	0	34.500	34.500
**D	DEKA INVESTMENT GMBH RE A-AMISIA-FONDS	0	90.000	90.000
**D	DEKA INVESTMENT GMBH RE A-ASD-FONDS	0	39.300	39.300
**D	DEKA INVESTMENT GMBH RE A-KSK FULDA-FOND	0	64.100	64.100
**D	DEKA INVEST. A-NORDHAUSEN 2-FONDS	0	200.188	200.188
**D	DEKA INVEST. GMBH RE HUPPERTZ GLOBAL	0	2.248	2.248
**D	DEKA INVESTMENT GMBH RE A WITTING ICR F	0	8.150	8.150
**D	DEKA INVESTMENT GMBH RE S BROKER 1 FONDS	0	12.000	12.000
**D	DEKA INVESTMENT GMBH RE A-SKGO-FONDS	0	8.500	8.500
**D	DEKA INVESTMENT GMBH RE LANDSBERG-FONDS	0	62.600	62.600
**D	DEKA INVEST GMBH RE PRAHL 1-FONDS	0	20.000	20.000
**D	DEKA INVESTME GMBH RE CHRONOS FUNDMASTER	0	110.000	110.000
**D	DEKA INVESTMENT GMBH RE WI DISCOUNT	0	1.155.000	1.155.000

13

674

Assemblea Ordinaria del 14 maggio 2020

LISTA ESITO DELLE VOTAZIONI

Oggetto: Autorizzazione all'acquisto e alla disposizione di azioni proprie, previa revoca dell'autorizzazione conferita dall'Assemblea ordinaria del 16 maggio 2019. Deliberazioni inerenti e conseguenti

FAVOREVOLI

Badge	Ragione Sociale	Proprio	Delega	Totale
**D	DEKA INVESTM GMBH RE A-CHECKER-FONDS I	0	163.000	163.000
**D	SUEBIA FONDS	0	682.452	682.452
**D	BMW AG	0	94.987	94.987
**D	EPS	0	149.711	149.711
**D	OB 2	0	259.332	259.332
**D	DEKA VALUE PLUS	0	576.820	576.820
**D	ALLIANZGI-FONDS DSPT	0	446.141	446.141
**D	RAGS-FUNDMASTER	0	136.061	136.061
**D	ARTEMIS INSTITUTIONAL GLOBAL CAPITAL FUN	0	118.037	118.037
**D	THE MASTER TRUST BANK OF JAPAN LTD	0	4.538.628	4.538.628
**D	NATIONAL PENSION INSURANCE FUND	0	129.639	129.639
**D	NATIONWIDE BAILARD INTERNATIONAL EQUIT F	0	150.000	150.000
**D	NATIONWIDE INTERNATIONAL INDEX FUND	0	727.837	727.837
**D	JPMORGAN EUROPEAN INVESTMENT TRUST PLC	0	737.308	737.308
**D	INTERNATIONAL FUND MANAGEMENT S.A. RE GLO	0	63.000	63.000
**D	INTERNATIONAL FUND MANAGEMENT S.A. RE IFM	0	427.000	427.000
**D	INTERNATIONAL FUND MANAGEMENT S.A. RE IF	0	3.500.000	3.500.000
**D	DEKA INTERNATIONAL S.A. RE DEKA-EUROPAVA	0	146.208	146.208
**D	DEKA INTL S.A GLOBALE AKTIEN LOWRISK	0	1.765.037	1.765.037
**D	DEKA INTERNATIONAL S.A RE DEKALDX-EUROPA	0	700.000	700.000
**D	DEKA INTERNATIONAL S.A. RE DEKAMULTI ASSET ERTRAG	0	2.291.783	2.291.783
**D	INTERNATIONAL FUND MANAGEMENT S.A.	0	23.535	23.535
**D	DEKA INTERNATIONAL S.A RE DEKA-EURO PAGARANT	0	272.179	272.179
**D	EQ ADVISORS TRUST - 1290 VT SMARTBETA EQ	0	10.720	10.720
**D	JNL/BLACKROCK GLOBAL ALLOCATION FUND	0	2.863.996	2.863.996
**D	JNL BLACKROCK ADVANTAGE INTERNATIONAL FU	0	13.446	13.446
**D	EQ ADVISORS TR EQ TEMPLE GLOB EQ M VO F	0	75.362	75.362
**D	BOILERMAKERS NATIONAL ANNUITY TRUST	0	94.702	94.702
**D	T. ROWE PRICE GLOBAL EQUITY FUND	0	8.823	8.823
**D	VANTAGE TRUST III MAST COLLECT INVE FU TR	0	540.339	540.339
**D	THE MASTER TRUST BANK OF JAPAN LTD	0	4.933	4.933
**D	BBP INKA	0	99.418	99.418
**D	THE NATIONAL FARMERS UNION MUTUAL INS LUNK PEN	0	75.110	75.110
**D	THE MASTER TRUST BANK OF JAPAN LTD	0	605.155	605.155
**D	THE MASTER TRUST BANK OF JAPAN LTD	0	282.161	282.161
**D	BUREAU OF LABOR FUNDS- LABOR PENSION FUND	0	1.448.790	1.448.790
**D	BUREAU OF LABOR FUNDS- LABOR PENSION FUND	0	903.577	903.577
**D	BUREAU OF LABOR FUNDS- LABOR RETI FUND	0	157.648	157.648
**D	BUREAU OF LABOR FUNDS- LABOR RETI FUND	0	92.701	92.701
**D	BUREAU OF LABOR FUNDS- LABOR INSURANCE FU	0	80.014	80.014
**D	BUREAU OF LABOR FUNDS - LABOR RETIREMENT FUND	0	18.638	18.638
**D	BUREAU OF LABOR FUNDS- LABOR PENSION FUND	0	58.713	58.713

675

LISTA ESITO DELLE VOTAZIONE

Oggetto: Autorizzazione all'acquisto e alla disposizione di azioni proprie, previa revoca dell'autorizzazione conferita dall'Assemblea ordinaria del 16 maggio 2019. Deliberazioni inerenti e conseguenti

FAVOREVOLI

Badge	Ragione Sociale	Proprio	Delega	Totale
**D	BUREAU OF LABOR FUNDS-LABOR INSURANCE FU	0	23.375	23.375
**D	NEW YORK STATE COMMON RETIREMENT FUND	0	5.197.739	5.197.739
**D	NEW YORK STATE COMMON RETIREMENT FU	0	4.417.278	4.417.278
**D	MISSOURI EDUCATION PENSION TRUST	0	342.833	342.833
**D	STATE OF WYOMING	0	455.278	455.278
**D	ARTEMIS GLOBAL EQUITY INCOME FUND	0	2.197.126	2.197.126
**D	ARTEMIS EUROPEAN GROWTH FUND	0	1.104.400	1.104.400
**D	AXA ROSENBERG EUROPEAN FUND	0	23.730	23.730
**D	KUWAIT FUND FOR ARAB ECONOMIC DEVELOPMEN	0	53.190	53.190
**D	BLACKROCK MULTI-ASSET INC.PORFV.OF BLACK	0	1.444.940	1.444.940
**D	BLACKROCK INTERNATIONAL INDEX V.I.FUND OF BLACKROCK VARIABLE SERIES FUNDS INC.	0	103.512	103.512
**D	THE MASTER TRUST BANK OF JAPAN LTD	0	137.132	137.132
**D	THE MASTER TRUST BANK OF JAPAN LTD	0	5.913	5.913
**D	THE MASTER TRUST BANK OF JAPAN LTD	0	3.597.991	3.597.991
**D	BLACKROCK INSTITUTIONAL TRUST COMPA	0	16.183.903	16.183.903
**D	BLACKR INS T COMP NA INV F FOR EMP BEN T	0	58.770.455	58.770.455
**D	BLACKROCK MSCI EAFE EQUITY INDEX NON-LENDABLE FUND	0	1.960.964	1.960.964
**D	TRUST AND CUSTODY SERVICES BANK, LTD. AS TRUSTEE FOR MHTB AS TRUSTEE FOR MHAM INTERNATIONAL EQUITY INDEX MOTHER FUND	0	1.960.964	1.960.964
**D	61.695	61.695	0	0
**D	TRUST AND CUSTODY SERVICES BANK LIMITED	0	693.341	693.341
**D	VETC INST TOTAL INT STOCK MARKET IND TRU	0	3.644.797	3.644.797
**D	WASHINGTON STATE INVESTMENT BOARD	0	5.530.259	5.530.259
**D	BLACKROCK MSCI EMU IMI INDEX FD B (EMUIM	0	6.670	6.670
**D	MSCI WORLD EQUITY ESG SCREENED INDE	0	1.039.964	1.039.964
**D	MSCI EUROPE EQUITY INDEX FUND B (EU	0	6.728.595	6.728.595
**D	MSCI ACWI EX-U.S. IMI INDEX FUND B2	0	489.235	489.235
**D	MSCI EUROPE EQUITY ESG SCREENED INDEX FUND B	0	8.835	8.835
**D	EUROPE EQUITY INDEX ESG SCREENED FU	0	517.658	517.658
**D	EUROPE EX-UK ALPHA TILTS ESG SCREEN	0	46.687	46.687
**D	INTERNATIONAL ALPHA TILTS FUND B (I	0	193.432	193.432
**D	GLOBAL EX US ALPHA TILTS FUND B	0	38.819	38.819
**D	JPMORGAN GLOBAL RESEARCH ENHANCED IND FU	0	890.992	890.992
**D	JPMORGAN GLOBAL ALLOCATION FUND	0	539.940	539.940
**D	JPMORGAN EUROPE DYNAMIC FUND	0	1.413.470	1.413.470
**D	JPMORGAN INCOME BUILDER FUND	0	2.088.367	2.088.367
**D	JPMORGAN DIVERSIFIED RETURN GLOB EQ ETF	0	25.889	25.889
**D	JPMORGAN INSURANCE TRUST GLOBAL ALLOC PO	0	12.172	12.172
**D	JPMORGAN INSURANCE TRUST INCOME BUILD PO	0	14.000	14.000
**D	JPMORGAN DIVERSIFIED RETURN EUROPE EQUITY ETF	0	7.631	7.631
**D	JPMORGAN DIVERSIF RETURN INTERNAT EQ ETF	0	103.113	103.113
**D	JPMORGAN INTERNATIONAL ADVANTAGE FUND	0	566.410	566.410
**D	JPMORGAN INTERNAT.RESEARCH ENHANCED EOOI	0	8.450.245	8.450.245

676

LISTA ESITO DELLE VOTAZIONE

Oggetto: Autorizzazione all'acquisto e alla disposizione di azioni proprie, previa revoca dell'autorizzazione conferita dall'Assemblea ordinaria del 16 maggio 2019. Deliberazioni inerenti e conseguenti

FAVOREVOLI

Badge	Ragione Sociale	Proprio	Delega	Totale
**D	JPMORGAN MACRO OPPORTUNITIES FUND	0	28.814	28.814
**D	JPMORGAN BETABUILDERS INTERNATIONAL	0	25.505	25.505
**D	JPMORGAN BETABUILDERS EUROPE ETF	0	2.321.720	2.321.720
**D	THRIFT SAVINGS PLAN	0	28.239.959	28.239.959
**D	CDN MSCI EAFE MINIMUM VOLATILITY INDEX F	0	11.464	11.464
**D	BLACKROCK CDN MSCI EAFE EQUITY INDEX FUND	0	3.628.989	3.628.989
**D	BLACKROCK CDN MSCI EAFE INDEX PLUS FUND	0	63.073	63.073
**D	BLACKROCK CDN WORLD INDEX FUND	0	420.667	420.667
**D	STICHTING PENSIOENFONDS VOOR HUISARTSEN	0	269.468	269.468
**D	JPMORGAN FUND ICVC - JPM GLOBAL RESEARCH ENHANCED INDEX EQUITY FUND	0	82.117	82.117
**D	JPMORGAN INTERNATIONAL HEDGED EQUITY FUND	0	102.001	102.001
**D	COMMINGLED PENSION TR FUN INT OPPORTUNIT	0	2.350.905	2.350.905
**D	JPMORGAN DIVERSIFIED FUND	0	70.626	70.626
**D	COLUMBIA GLOBAL INFRASTRUCTURE FUND	0	806.744	806.744
**D	STATE FARM INSURANCE CO EMPLOYEE RETIREM	0	1.698.117	1.698.117
**D	COLUMBIA CAPITAL ALLOCATION AGGRESSIVE P	0	4.214	4.214
**D	COLUMBIA CAPITAL ALLOCATION CONSERVAT PO	0	1.036	1.036
**D	COLUMBIA CAPITAL ALLOCATION MODERATE FOR	0	5.100	5.100
**D	COLUMBIA CAPITAL ALLOCATION MODER AGG F	0	3.557	3.557
**D	COLUMBIA CAPITAL ALLOCAT MODER CONSER PO	0	1.582	1.582
**D	1290 FUNDS - 1290 SMARTBETA EQUITY FUND	0	12.000	12.000
**D	AQR FUNDS - AQR INTERNATIONAL MULTI STYL	0	1.076.422	1.076.422
**D	DELTA MASTER TRUST	0	15.680	15.680
**D	JPMORGAN ACCESS BALANCED FUND	0	22.225	22.225
**D	JPMORGAN ACCESS GROWTH FUND	0	26.882	26.882
**D	PROVEDA GLOBAL EQUITY, LP	0	3.936	3.936
**D	MULTI-MANAGER INTERNATIONAL EQUITY STRATEGIES FUND	0	843.273	843.273
**D	EQ ADVISORS TRUST - EQ/WELLINGTON E	0	79.265	79.265
**D	U S STEEL CORPO REPRES RETIREES BENEF TR	0	11.658	11.658
**D	COMMINGLED PENSION TRUST FUND (GLOBAL OP	0	769.268	769.268
**D	FREDERICK S. UPTON FOUNDATION CAPITAL GU	0	25.030	25.030
**D	STATE OF NEW MEXICO STATE INVEST COUNCIL	0	2.129.343	2.129.343
**D	COMMINGLED PENSION TRUST FUND (INTREPID INTERNATIONAL) OF JPMORGAN CHASE BANK	0	3.340.088	3.340.088
**D	KATHERINE C. MOORE CHARITABLE LEAD ANNUITY TRUST II	0	14.425	14.425
**D	INVESCO OPPENHEIMER GLOBAL MULTI-AS	0	23.714	23.714
**D	NEW YORK LIFE INSURANCE AND ANNUITY CO	0	30.104	30.104
**D	MULTI-MANAGER DIRECTIONAL ALTERNATIVE STRATEGIES FUND	0	50.766	50.766
**D	CAPITAL GUARDIAN GLOBAL EQUITY FUND	0	510.459	510.459
**D	CAPITAL GROUP INTERNATIONAL EQUITY	0	2.620.227	2.620.227
**D	JPMORGAN INTERNATIONAL EQUITY PLUS FUND	0	26.887	26.887
**D	RETIREMENT PLAN FOR EMPLOYEES OF ASTNA INC	0	275.266	275.266
**D	DUKE ENERGY RETIREMENT SAVINGS PLAN	0	463.700	463.700

677

Assemblea Ordinaria del 14 maggio 2020

LISTA ESITO DELLE VOTAZIONE

Oggetto: Autorizzazione all'acquisto e alla disposizione di azioni proprie, previa revoca dell'autorizzazione conferita dall'Assemblea ordinaria del 16 maggio 2019. Deliberazioni inerenti e conseguenti

FAVOREVOLI

Badge	Ragione Sociale	Proprio	Delega	Totale
**D	THE KATHERINE MOORE REVOCABLE TRUST	0	15.133	15.133
**D	JAB CONSOLIDATED LTD	0	1.426	1.426
**D	F.M.KIRBY TRUST DATED 1/3/75 FBO FRED M. KIRBY III	0	6.505	6.505
**D	EM KIRBY TRUST DTD 1/3/75 FBO S DILLARD KIRBY	0	8.853	8.853
**D	EM KIRBY DTD TRUST 1/3/75 FBO JEFFERSON W KIRBY	0	6.506	6.506
**D	OSHARES FTSE EUROPE QUALITY DIVIDEND ETF	0	58.168	58.168
**D	CHURCH COMMISSIONERS FOR ENGLAND	0	42.664	42.664
**D	NM5-WIEQ-CNS ACCOUNT	0	9.200	9.200
**D	WLF-C S GBL LISTED INFRASTRUCTURE	0	87.189	87.189
**D	NM3 GLEQ GOG ACCOUNT	0	117.088	117.088
**D	NM5 GIEP NVN ACCOUNT	0	123.518	123.518
**D	NM5 WIEQ BRF ACCOUNT	0	24.400	24.400
**D	NM5-WIEQ-NVN ACCOUNT	0	45.671	45.671
**D	DPAM EQUITIES L	0	321.007	321.007
**D	DPAM L	0	27.100	27.100
**D	DPAM CAPITAL B	0	673.965	673.965
**D	DPAM HORIZON B	0	51.250	51.250
**D	DPAM DEI-RDT B	0	332.156	332.156
**D	DPAM INVEST B	0	2.274.132	2.274.132
**D	I.I.SICAV INSTITUTIONNELLE DE DROIT BELGE	0	380.000	380.000
**D	PRISMA FONDATION SUISSE D'INVESTISSEMENT PRISMA ESG WORLD EX-CH L.V.EQ. H	0	1.741	1.741
**D	MERRILL LYNCH PROFESSIONAL CLEARING CORP	0	265.297	265.297
**D	BALOISE FUND INVEST (CH)-AKTIEN WELT EX SCHWEIZ PASSIV CREDIT SUISSE FUNDS AG	0	8.605	8.605
**D	CREDIT SUISSE FUNDS AG ASAST AKTIEN AUSLAND MANDAT ALLIANZ GLOBAL INVESTORS	0	24.501	24.501
**D	CSIF (CH) III EQUITY WORLD EX CH VALUE WEIGHTED - PENSION FUND CREDIT SUISSE FUNDS AG	0	49.626	49.626
**D	AXA VORSORGE FONDS II - EQUITIES GLOBAL MARKETS CREDIT SUISSE FUNDS AG	0	45.076	45.076
**D	SZKB STRATEGIFONDS WACHSTUM CREDIT SUISSE FUNDS AG	0	40.698	40.698
**D	PK CSG WORLD EQUITY CREDIT SUISSE FUNDS AG	0	92.562	92.562
**D	SZKB STRATEGIFONDS AUSGEWOGEN CREDIT SUISSE FUNDS AG	0	48.606	48.606
**D	MIGROS AST FONDS II AKTIEN AUSLAND CREDIT SUISSE FUNDS AG	0	430.000	430.000
**D	AXA VORSORGE FONDS - EQUITIES GLOBAL MARKETS III CREDIT SUISSE FUNDS AG	0	715.392	715.392
**D	PK CSG WORLD EQUITY CREDIT SUISSE FUNDS AG MANDAT SWISS ROCK	0	292.204	292.204
**D	CS INVESTMENT FONDS 2 LUX EUROZONE ACTIVE OPPORTUNITIES EQ	0	707.473	707.473
**D	CSIF 2 CREDIT SUISSE (LUX) EUROPEAN DIVIDEND PLUS EQUITY FD	0	822.241	822.241
**D	CREDIT SUISSE INDEX FUND (LUX) - CSIF (LUX) EQUITY EMU	0	3.280.661	3.280.661
**D	CREDIT SUISSE INDEX FUND (LUX) - CSIF (LUX) EQUITY WORLD FACTOR MIX	0	11.445	11.445
**D	CS INVESTMENT FONDS 2 - CREDIT SUISSE (LUX) INFRASTRUCTURE EQUITY FUND	0	665.000	665.000
**D	CREDIT SUISSE INDEX FUND (LUX) - CSIF (LUX) EQUITY EMU BLUE	0	2.870.014	2.870.014
**D	CSIF (CH) EQUITY EMU CREDIT SUISSE FUNDS AG	0	26.622	26.622
**D	FINREON WORLD EQUITY ISOPRO (PENSION) CREDIT SUISSE FUNDS AG	0	1.273.993	1.273.993
**D	ACM VIE SA SELR EURO	0	32.359	32.359
**D		0	869.400	869.400

B

LISTA ESITO DELLE VOTAZIONE

Oggetto: Autorizzazione all'acquisto e alla disposizione di azioni proprie, previa revoca dell'autorizzazione conferita dall'Assemblea ordinaria del 16 maggio 2019. Deliberazioni inerenti e conseguenti

FAVOREVOLI

Badge	Ragione Sociale	Proprio	Delega	Totale
**D	ACM VIE SA FONDS GENERAL	0	8.494.718	8.494.718
**D	ACM MUT FONDS GENERAL	0	1.975.105	1.975.105
**D	ACM IARD SA	0	1.007.481	1.007.481
**D	BAYERNINVEST KAPITALVERWALTUNGSGESELLSCHAFT MBH	0	5.415.311	5.415.311
**D	FIDELITY ADVIS SVIII FID ADV INT CA AP F	0	6.749.700	6.749.700
**D	FIAM GROUP TR FOR EMPLOYEE BENEF PLA	0	6.608.175	6.608.175
**D	VARIABLE INSURANCE PROD FD II INTER CAP	0	736.200	736.200
**D	JAPAN TRUSTEE SERVICES BANK LTD	0	100.324	100.324
**D	FIDELITY FUNDS SICAV	0	31.099.648	31.099.648
**D	FIDELITY FUNDS SICAV	0	30.747	30.747
**D	FIDELITY FUNDS SICAV	0	824.496	824.496
**D	FN (L)	0	5.168.307	5.168.307
**D	FIDELITY POC VALUE UNCONSTRAINED	0	813	813
**D	FIDELITY POC VALUE OPTIMIZED FACTOR	0	976	976
**D	FIL GENESIS LIMITED FIDELITY POC CLIMATE	0	3.267	3.267
**D	JAPAN TRUSTEE SERVICES BANK LTD	0	17.157	17.157
**D	PYRAMIS SELECT INTER EQ FUND LLC	0	135.963	135.963
**D	PYRAMIS GROUP TR FOR EMPLOYEES BENEF PLAN	0	16.069	16.069
**D	FIDELITY SAL ST FIDELITY GLOBAL EX US IN	0	2.091.423	2.091.423
**D	FIDELITY SALEM STR I FID TOTAL INT IND F	0	1.392.288	1.392.288
**D	FIDELITY UCITS ICAV	0	66.350	66.350
**D	FIDELITY UCITS II ICAV	0	32.160	32.160
**D	VARIABLE INSURANCE PRODUCTS FUND II: INTERNATIONAL INDEX PORTFOLIO	0	45.153	45.153
**D	FIDELITY SALEM STREET TRUST: FIDELITY ZERO INTERNATIONAL INDEX FUND	0	502.209	502.209
**D	FIDELITY CONCORD STREET TRUST: FIDELITY SERIES INTERNATIONAL INDEX FUND	0	71.271	71.271
**D	SEY INSTITUTE INV TRUST WORLD EQUITY EX US FD WELLING	0	4.147.590	4.147.590
**D	FIDELITY RETIREE HEALTH REIMBURSEMENT PL	0	113.308	113.308
**D	ANIMA SGR SPA ANIMA SELEZIONE EUROPA	0	1.025.016	1.025.016
**D	ANIMA ALTO POTENZIALE ITALIA ANIMA SGR	0	1.000.000	1.000.000
**D	ANIMA SELEZIONE GLOBALE ANIMA SGR	0	386.200	386.200
**D	ANIMA ALTO POTENZIALE EUROPA ANIMA SGR S	0	1.337.306	1.337.306
**D	ANIMA SGR SPA - ANIMA VISCONTEO PLUS	0	796.923	796.923
**D	ANIMA SGR SPA	0	406.032	406.032
**D	ANIMA SGR SPA ANIMA CRESCITA ITALIA	0	1.342.320	1.342.320
**D	ANIMA ITALIA ANIMA SGR	0	3.291.034	3.291.034
**D	ANIMA VISCONTEO ANIMA SGR SPA	0	4.277.955	4.277.955
**D	ANIMA/ANIMA VAL GLOBALE	0	733.500	733.500
**D	ANIMA SFORZESCO ANIMA SGR SPA	0	2.039.352	2.039.352
**D	ANIMA FONDO TRADING ANIMA SGR SPA	0	600.000	600.000
**D	ANIMA EUROPA ANIMA SGR SPA	0	548.354	548.354
**D	ANIMA SGR SPA ANIMA VESPUCCI	0	100.800	100.800
**D	ANIMA SGR SPA ANIMA MAGELLANO	0	488.500	488.500

B

67P

LISTA ESITO DELLE VOTAZIONE

Oggetto: Autorizzazione all'acquisto e alla disposizione di azioni proprie, previa revoca dell'autorizzazione conferita dall'Assemblea ordinaria del 16 maggio 2019. Deliberazioni inerenti e conseguenti

FAVOREVOLI

Badge	Ragione Sociale	Proprio	Delega	Totale
**D	ALETTI GES OB I/A	0	250.000	250.000
**D	ALETTI GES OB EUR C	0	300.000	300.000
**D	ALETTI GES MT EUR	0	508.940	508.940
**D	ALETTI GES PR CED II	0	482.480	482.480
**D	ANIMA SGR SPA - GESTIELLE PRO ITALIA	0	125.000	125.000
**D	ALETTI GES ABS RE	0	163.207	163.207
**D	ALETTI GES C MT IV	0	20.151	20.151
**D	ALETTI GES C MT V	0	390.852	390.852
**D	ALETTI GES MALLI	0	332.257	332.257
**D	ANIMA MEGATREND ANIMA SGR	0	75.000	75.000
**D	ANIMA PICPAC MAGELLANO 2022 ANIMA SGR	0	26.640	26.640
**D	ANIMA PICPAC VALORE GLOBALE 2022 ANIMA S	0	48.599	48.599
**D	ANIMA ESAGONO OBBL CORP ANIMA SGR	0	13.700	13.700
**D	ANIMA ESAGONO AZIONARIO GLOBALE ANIMA SGR	0	8.390	8.390
**D	DEAM FONDS AT2M	0	24.000	24.000
**D	JANUS HENDERSON HORIZON FUND	0	5.948.546	5.948.546
**D	EXANE FUNDS 2	0	2.788.892	2.788.892
**D	JANUS HENDERSON FUND	0	7.628.875	7.628.875
**D	FAM SERIES UCITS ICAY	0	604.795	604.795
**D	JANUS HENDERSON GLOBAL EQUITY INCOME FD	0	2.532.172	2.532.172
**D	JANUS HEND INSIT EUROP INDEX OPP FUND	0	65.022	65.022
**D	JANUS HENDERSON EUROPEAN FOCUS FUND	0	1.680.093	1.680.093
**D	JANUS HENDERSON EUROPEAN SELECT OPES FD	0	5.968.344	5.968.344
**D	JANUS HEND EUROPEAN ABSOLUTE RETURN FUND	0	98.729	98.729
**D	ENHANCED INDEX INTERNATIONAL SHARE FUND	0	528.326	528.326
**D	AMP CAP UNHEDGED GL SHS MULTI MAN FUND	0	101.568	101.568
**D	WHOLESALE GLOBAL EQUITY VALUE FUND	0	228.920	228.920
**D	JANUSHENDERSON GLOBAL EQUITY INCOME FUND	0	65.700	65.700
**D	AVIVA PATRIMOINE	0	40.125	40.125
**D	AVIVA DIVERSIFIE	0	7.236	7.236
**D	FCP AVIVA INVESTORS SELECTION	0	36.891	36.891
**D	FCP AVIVA INVESTORS CONVICTION	0	343.112	343.112
**D	FCP AVIVA INVESTORS VALORISATION	0	208.584	208.584
**D	FCP AEFER ACTIONS EURO	0	2.049.938	2.049.938
**D	FCP AVIVA PERFORMANCE	0	11.238	11.238
**D	FCP AVIVA ACTIONS EURO	0	219.472	219.472
**D	ICP AVIVA STRUCTURE INDEX 3	0	178.399	178.399
**D	FCP AVIVA INVESTORS ACTIONS EURO	0	723.254	723.254
**D	FCP CAP EQUILIBRE	0	2.630	2.630
**D	FCP HUMANIS RETRAITE ACTIONS	0	1.098.676	1.098.676
**D	FCP INTER ACTIO	0	1.235	1.235
**D	FCP CAP SERENITE	0	1.859	1.859

LISTA ESITO DELLE VOTAZIONI
Oggetto: Autorizzazione all'acquisto e alla disposizione di azioni proprie, previa revoca dell'autorizzazione conferita dall'Assemblea ordinaria del 16 maggio 2019. Deliberazioni inerenti e conseguenti

FAVOREVOLI

Badge	Ragione Sociale	Proprio	Delega	Totale
**D	FCPE ESTERRA	0	680	680
**D	FCPE MAN ENERGY SOLU FRANCE SAS	0	3.347	3.347
**D	FCPE OMYA DIVERSIFIE	0	1.943	1.943
**D	EPSENS OFFENSIF ISR	0	360.877	360.877
**D	FCPE GEMALTO DYN SOLID	0	26.264	26.264
**D	FCPE SAL GROUP CIE DEUTS	0	4.164	4.164
**D	FCPE GROUP APA MRD OUEST	0	932	932
**D	FCPE HGA ACTIONS ISR	0	906.289	906.289
**D	FCPE NESTLE FRANCE ACTIO	0	104.595	104.595
**D	FCPE GIVAUDAN	0	16.295	16.295
**D	FCPE CROWN EMBAL FR SAS	0	11.606	11.606
**D	FCPE CLAIREFONTAINE EXAC	0	290	290
**D	FCP HP ACTIONS LAZARD	0	492.503	492.503
**D	FCPE DPI N 2	0	6.357	6.357
**D	FCPE EPARGNE SOL DYN TEA	0	233.037	233.037
**D	FCPE SKF DIV INTEREXP	0	17.466	17.466
**D	FCPE MATRA	0	20.433	20.433
**D	FCPE GR SCHLINDER AUD	0	3.315	3.315
**D	FCPE RATIER FIGEAC	0	4.647	4.647
**D	FCPE THALES ALENIA SP 3	0	2.912	2.912
**D	FCPE NALCO FRANCE S A S	0	3.011	3.011
**D	FCPE COMPTAGE IMMOBILIER	0	5.704	5.704
**D	BUILDING SOLUTIONS DIVERSIFIE	0	6.874	6.874
**D	FCPE S E P DIV ACTIONS	0	7.584	7.584
**D	FCPE RELAIS H DIVERSIFIE	0	2.529	2.529
**D	FCPE III CIMENT CALCIA D	0	4.122	4.122
**D	FCPE GROUPE SECURITAS	0	5.947	5.947
**D	FCPE ZOLPAN INVEST 5 ANS	0	868	868
**D	FCP HGA ACTIONS SOLIDAIRE EMPLOI SANTE	0	269.506	269.506
**D	FCPE ITW DE FRANCE	0	5.270	5.270
**D	FCPE CRCAM PROV C D AZUR	0	8.069	8.069
**D	FCPE ARJOWIGGINS CANSON	0	384	384
**D	FCPE NUFARM EXP SOLIDA	0	542	542
**D	FCPE CHANTELLE	0	1.013	1.013
**D	FCPE GE FONDS A SOLIDAIRE	0	28.259	28.259
**D	FCPE THALES ALENIA SP 1	0	1.861	1.861
**D	FCPE SAFRAN ETHIQUE SLDR	0	44.140	44.140
**D	FCPE HENKEL DVSF INT EXP	0	3.032	3.032
**D	FCPE HORIZON EPARGNE MIXTE	0	18.036	18.036
**D	FCP HUMANIS RETRAITE ACTION BAS CARBONE	0	471.846	471.846
**D	HUMANIS RETRAITE DIVERSIFIE	0	1.504.673	1.504.673
**D	ACTIAM RESPONSIBLE INDEX FUND EQUITY EUR	0	1.724.625	1.724.625

gr

684

LISTA ESITO DELLE VOTAZIONE

Oggetto: Autorizzazione all'acquisto e alla disposizione di azioni proprie, previa revoca dell'autorizzazione conferita dall'Assemblea ordinaria del 16 maggio 2019. Deliberazioni inerenti e conseguenti

FAVOREVOLI

Badge	Regione Sociale	Proprio	Delega	Totale
**D	STICHTING JURIDISCH EIGENAAR ACTIAM	0	2.741.039	2.741.039
**D	FCPE SAIPEM ACTIONS	0	11.392	11.392
**D	ACTIAM BELEGINGSFONDSEN NV	0	191.283	191.283
**D	ERAFP ACTION EURO III	0	5.300.000	5.300.000
**D	FCP ERAFF ACTIONS EUROS4 EDRAM	0	10.494.400	10.494.400
**D	JANUS HENDERSON DIVIDEND INCOME BUILDER	0	211.278	211.278
**D	DNCA BEYOND EUROPEAN LEADERS	0	135.000	135.000
**D	HUGO DNCA	0	72.944	72.944
**D	DNCA VALUE EUROPE	0	1.732.183	1.732.183
**D	FCP DNCA EVOLUTIE	0	1.429.391	1.429.391
**D	PENSIONSKASSE DES BENDES PUELICA	0	1.899.705	1.899.705
**D	MANAGEMENT BOARD PUBLIC SERVICE PENSION	0	21.940	21.940
**D	FIDELITY GLOBAL LOW VOLATILITY EQUITY FU	0	103.598	103.598
**D	AXA EQUITABLE LIFE INSURANCE CO	0	196.118	196.118
**D	JPM CHASE BANK - PB - UK CORPORATIONS	0	23.778	23.778
**D	BIRLEY'S ORANGE JAPAN, S.A.	0	6.210	6.210
**D	AXA OFFSHORE MULTIMANAGER FUNDS TRUST - AXA OFFSHORE AGGRESSIVE MULTIMANAGER FUND CIBC	0	229.951	229.951
**D	FRONTIER COMMUNICATIONS PENSION PLAN	0	23.134	23.134
**D	GENERAL MOTORS PENSIONFONDS OFF	0	18.336	18.336
**D	CONNECTICUT GENERAL LIFE INSURANCE COMPANY	0	72.882	72.882
**D	EQ ESSENTIAL BETA FUND LTD	0	5.094	5.094
**D	FIDELITY MANAGEMENT AND RESEARCH CO	0	4.646	4.646
**D	FIDELITY INVESTMENTS MONEY MANAGEMENT IN	0	91.228	91.228
**D	ROYAL BOROUGH OF KINGSTON UPON THAMES FE	0	329.059	329.059
**D	EQ ADVISORS TRUST - EQ/AB DYNAMIC MODERA	0	1.683.639	1.683.639
**D	EQ ADV TRUST EQ/INT. EQ. INDEX PORTFOLIO	0	12.875.726	12.875.726
**D	MFS UTILITIES FUND	0	12.371.700	12.371.700
**D	FIDELITY DIVERSIFIED INTERNATIONAL FUND	0	748.036	748.036
**D	FIDELITY CENTRAL INVESTMENT PORTFOLIOS I	0	1.949.215	1.949.215
**D	AVIVA LIFE & PENSIONS UK LIMITED	0	24.644.314	24.644.314
**D	UNIVERSITIES SUPERANNUATION SCHEME	0	36.318	36.318
**D	THE CAR CARE PENSION PLAN	0	1.491.450	1.491.450
**D	FORSTA AP - FONDEN	0	2.786.989	2.786.989
**D	DWS INVESTMENT GMBH	0	181.934	181.934
**D	UKA-FONDS	0	100.000	100.000
**D	JUPITER GREEN INVESTMENT TRUST PLC	0	5.301.647	5.301.647
**D	FIDELITY EUROPEAN VALUES PLC	0	90.939	90.939
**D	NATIONAL PENSION INSURANCE FUND	0	74.087	74.087
**D	EQ ADVISORS TRUST-AXA/AB DYNAMIC GROWTH	0	775.404	775.404
**D	EQ ADVISORS TRUST - EQ/MFS UTILITIES SERIES PORTFOLIO	0	68.594	68.594
**D	NVIT INTERNATIONAL EQUITY FUND ONE	0	96.499	96.499
**D	MARSHFIELD CLINIC MASTER TRUST	0		

682

LISTA ESITO DELLE VOTAZIONE

Objetto: Autorizzazione all'acquisto e alla disposizione di azioni proprie, previa revoca dell'autorizzazione conferita dall'Assemblea ordinaria del 16 maggio 2019. Deliberazioni inerenti e conseguenti

FAVOREVOLI

Badge	Ragione Sociale	Proprio	Delega	Totale
**D	BUREAU OF LABOR FUNDS - LABOR RETIREMENT FUND	0	90.939	90.939
**D	MISSOURI EDUCATION PENSION TRUST	0	744.229	744.229
**D	FIDELITY INVESTMENT FUNDS - FIDELITY Y GLOBAL DIVIDEND FUND	0	4.554.148	4.554.148
**D	FIDELITY INV. FUNDS-FIDELITY INDEX WORLD	0	372.300	372.300
**D	FIDELITY INVESTMENT FUNDS - EUROPEAN FUN	0	14.674.255	14.674.255
**D	FIDELITY INSTITUTIONAL SELECT GLOBAL EQU	0	82.809	82.809
**D	FIDELITY INVESTMENT FUNDS - FIDELITY INDEX EUROPE	0	1.346.379	1.346.379
**D	FIDELITY INV. FIDELITY INDEX EUROPE EX U	0	509.345	509.345
**D	THE MASTER TRUST BANK OF JAPAN LTD	0	142.198	142.198
**D	VANGUARD INTERNATIONAL VALUE FUND	0	8.578.763	8.578.763
**D	AVIVA INVESTORS INVESTMENT FUNDS IC	0	126.813	126.813
**D	BOMBARDIER TRUST U.S. MASTER TRUST	0	109.260	109.260
**D	HORIZON HEALTHCARE SERVICES, INC	0	335.046	335.046
**D	KAYNE GLOBAL INFRASTRUCTURE FUND LP	0	45.100	45.100
**D	KOLDINGVEJ 2, BILLUND A/S, C/O KIRKEI AS	0	333.395	333.395
**D	BANK LOMBARD ODIER CO LTD	0	100.000	100.000
**D	DANICA PENSION LIVSFORSIKRINGSAKTIESELSKAB	0	222.539	222.539
**D	LOMBARD ODIER FUNDS (SWITZERLAND) SA 13D	0	1.222.003	1.222.003
**D	KAPITAL DANISKE INVEST INST DAN PENS OBLI	0	1.795.217	1.795.217
**D	AFDELING DANICA LINK - INDEKS GLOBALE AKTIER	0	25.780	25.780
**D	KAPITALFOR DANISKE INVEST INSTITUT DANICA PENSIONS - AKTIER	0	162.053	162.053
**D	INV. DANISKE INVEST EUROPA INDEKS KL	0	372.510	372.510
**D	EUROPA 2 KL 17 PARALLELVEJ KONGENS, LYNGBY, 2800 DENMARK	0	98.753	98.753
**D	INV DANISKE INVEST GLOBAL INDEKS KL	0	31.350	31.350
**D	INVEST DANISKE INV EUROPA HOJT UDBYTTE	0	1.062.623	1.062.623
**D	EUROPA - AKKUMLERENDE KL PARALLELVEJ 17, KGS. LYNGBY, 2800 DENMARK	0	145.851	145.851
**D	INV. DANISKE INV.SELECT FLEXIN AKTIER	0	689.358	689.358
**D	INV DAN INV SEL GLOB EQUITY SOL AKK KL	0	307.996	307.996
**D	INV DANISKE INVEST GLOBAL STOCKPIC 2	0	115.636	115.636
**D	DANSKE INVEST SELECT GLOBAL EQUITY	0	28.091	28.091
**D	INV PROCAPTURE EUROPE INDEX FUND ACC KL	0	907.968	907.968
**D	GLOBAL AC INDEX FUND - ACCUMULATING KL	0	188.270	188.270
**D	GLOBAL INDEKS KL PARALLELVEJ 17, LYNGBY, 2800 DENMARK	0	300.496	300.496
**D	INV.DANSKE INVEST.EUROPA	0	175.808	175.808
**D	SIJOITUSRAHASTO AKTIA EUROPA	0	700.000	700.000
**D	MTEB (LUX)/TWA UMBRELLA FUND-GLOBAL EQUI	0	33.900	33.900
**D	TWA UMBRELLA FD-TWA ACHI EX-JAPAN PORTF.	0	60.900	60.900
**D	DANSKE BANK PULJER	0	788.491	788.491
**D	BEST INVESTMENT CORPORATION	0	647.862	647.862
**D	PHOENIX CHAR FUND	0	21.595	21.595
**D	TRUST & CUSTODY SERVICES, BANK LTD	0	1.135.415	1.135.415
**D	TRUST & CUSTODY SERVICES BANK LTD AS TRUSTEE FOR PENSION INVESTMENT FUND TRUST NUMBER 21	0	139.665	139.665

GA

683

LISTA ESITO DELLE VOTAZIONI

Oggetto: Autorizzazione all'acquisto e alla disposizione di azioni proprie, previa revoca dell'autorizzazione conferita dall'Assemblea ordinaria del 16 maggio 2019. Deliberazioni inerenti e conseguenti

FAVOREVOLI

Badge	Ragione Sociale	Proprio	Delega	Totale
**D	HSBC POOLED INVESTMENT FUND 1 QUEEN'S ROAD, CENTRAL, HONG KONG, HONG KONG	0	3.951.835	3.951.835
**D	ALLIANZ GLOBAL INVESTORS PREMIER	0	27.608	27.608
**D	HSBC GUARANTEED FUND	0	28.939	28.939
**D	BEST INVESTMENT CORPORATION	0	20.511	20.511
**D	HANG SENG INSURANCE COMPANY LIMITED	0	191.881	191.881
**D	CATHAY GLOBAL MULTIPLE INCOME BALANCED FUND 2F	0	527.712	527.712
**D	JPMORGAN MULTI INCOME FUND	0	842.586	842.586
**D	SCHRODER IN.P.F.ADV.GL.EQUITY.FU	0	45.412	45.412
**D	BARING GLOBAL MULTI ASSET INCOME FUND	0	6.548	6.548
**D	HSBC P IN F HSBC POOLED GLOBAL EQUITY FD	0	235.997	235.997
**D	JPMORGAN MULTI BALANCED FUND	0	33.262	33.262
**D	NE-MUNDI PRIV SEC INVEST TRUST D1	0	19.257	19.257
**D	ALLIANZ CHOICE BEST STYLES EUROPE FUND	0	385.778	385.778
**D	HSBC LIFE (INTERNATIONAL) LIMITED	0	291.557	291.557
**D	ALL GL IN ASIA FD-ALLIANZ SEL EU EQY DIV	0	159.538	159.538
**D	PERTUNHAN KESELAMATAN SOSIAL	0	358.554	358.554
**D	SRENPP EURO INDEX SECURITY MASTER INVEST	0	27.142	27.142
**D	JPMORGAN EUROPE STRATEGIC DIVIDEND FUND	0	71.366	71.366
**D	MARITIME AND PORT AUTHORITY OF SINGAPORE	0	17.796	17.796
**D	CIVIL SERVICES EMPLOYEES PENSION FUND	0	42.123	42.123
**D	CENTRAL FINANCE BOARD METHODIST CHURCH	0	29.271	29.271
**D	ALA GLOBAL MULTI-FACTOR EQUITY FUN HSBC FRANCE	0	24.459	24.459
**D	NORFOLK PENSION FUND	0	747.670	747.670
**D	FTSE ALL WORLD INDEX FUND	0	531.303	531.303
**D	REASSURE LIMITED	0	2.120.567	2.120.567
**D	AI 50:50 GLOBAL EQUITY FUND	0	1.198.048	1.198.048
**D	FRIENDS LIFE AND PENSIONS LIMITED PIXHAM END	0	2.175.683	2.175.683
**D	FUTM ACS EUROPEAN EX UK FUND	0	2.147.444	2.147.444
**D	HSBC GLOBAL FUND ICAV	0	6.254	6.254
**D	FRIENDS LIFE FUNDS LIMITED	0	1.079.762	1.079.762
**D	AI EUROPE EQUITY EX UK FUND	0	3.936.076	3.936.076
**D	ROYAL LONDON EUROPEAN GROWTH TRUST	0	764.676	764.676
**D	HSBC MANAGED GROWTH FUND	0	17.384	17.384
**D	THE BRUNNER INVESTMENT TRUST PLC	0	1.494.864	1.494.864
**D	THE PRUDENTIAL ASSURANCE COMPANY LTD	0	612.349	612.349
**D	ROYAL LONDON GROUP PENSION SCHEME	0	138.034	138.034
**D	PRUDENTIAL PENSIONS LIMITED	0	138.830	138.830
**D	HSBC EUROPEAN INDEX FUND	0	138.830	138.830
**D	HSBC INSTITUTIONAL TRUST SERVICES IRELAND LIMITED RE 1 GRAND CANAL SQUARE GRAND CANAL HARBOUR, DUBLIN, IRELAND	0	2.609.829	2.609.829
**D	404.048	0	0	404.048
**D	HSBC EUROPEAN GROWTH FUND	0	618.547	618.547
**D	AXA GLOBAL DISTRIBUTION FUND	0	35.813	35.813

4.056

Azionisti in delega:

B

684

LISTA ESITO DELLE VOTAZIONI

OGGETTO: Autorizzazione all'acquisto e alla disposizione di azioni proprie, previa revoca dell'autorizzazione conferita dall'Assemblea ordinaria del 16 maggio 2019. Deliberazioni inerenti e conseguenti

FAVOREVOLI

Badge	Ragione Sociale	Proprio	Delega	Totale
**D	HSBC MANAGED BALANCED FUND	0	10.493	10.493
**D	AI DISTRIBUTION LIFE FUND	0	103.104	103.104
**D	ROYAL LONDON EUROPEAN GROWTH FUND	0	3.526.193	3.526.193
**D	HSBC GLOBAL INVESTMENT FUNDS EUROPEAN EQ	0	182.430	182.430
**D	HSBC ETFs PLC	0	511.613	511.613
**D	HENDERSON INTERNATIONAL INCOME TRUST PLC	0	963.546	963.546
**D	HENDERSON EUROPEAN FOCUS TRUST PLC	0	949.506	949.506
**D	HSBC GLOBAL INVESTMENT FUNDS	0	1.474.392	1.474.392
**D	ROYAL LONDON MUTUAL INSURANCE SOCIETY LTD	0	68.262	68.262
**D	HSBC ETFs	0	99.753	99.753
**D	PUTM BOTHWELL EUROPE FUND	0	2.997.724	2.997.724
**D	PUTM EUROPEAN UNIT TRUST	0	105.591	105.591
**D	INTERNATIONALE KAPITALANLAGEGESELLSCHAFTMBH	0	4.410.813	4.410.813
**D	ALLIANZ CGI SUBFONDS EQUITIES	0	342.884	342.884
**D	SONDERVERMOEGEN ALLIANZGI-FONDS VBE	0	463.819	463.819
**D	SONDERVERMOEGEN ALLIANZGI-FONDS DEW-CO	0	75.246	75.246
**D	SONDERVERMOEGEN ALLIANZGI-FONDS DHCO	0	68.692	68.692
**D	SONDERVERMOEGEN ALLIANZGI-FONDS DSM-DREFO	0	49.754	49.754
**D	SONDERVERMOEGEN ALLIANZGI-FONDS DSW-CO	0	119.374	119.374
**D	SONDERVERMOEGEN ALLIANZGI-FONDS ADAC AV FONDS	0	20.454.191	20.454.191
**D	SONDERVERMOEGEN ALLIANZ INDEXING EUROLAND	0	157.665	157.665
**D	ALLIANZ PV-WS RCM SYSPRO VALUE EUROPE	0	487.579	487.579
**D	ALLIANZ PV-WS RCM SYSPRO VALUE EUROPE	0	743.580	743.580
**D	SONDERVERMOEGEN ALLIANZ REG FONDS	0	444.810	444.810
**D	ALLIANZ VGI 1 FONDS AGI EQUITIES	0	142.747	142.747
**D	SONDERVERMOEGEN ALLIANZ VGI 1 FONDS	0	1.196.329	1.196.329
**D	ALLIANZ VGL FONDS RCM GROWTH EUROPE	0	1.279.010	1.279.010
**D	SONDERVERMOEGEN ALLIANZ VKA FONDS	0	60.710	60.710
**D	NIKKO GLOBAL TRI-ASSET FUND CIBC FINANCIAL CENTRE	0	35.307	35.307
**D	NWT-GRAVITY EUROPEAN EQUITY FUND	0	6.028.938	6.028.938
**D	MELLON OFFSHORE FUNDS C/O CIBC BANK AND TRUST COMPANY (CAYMAN) LIMITE	0	19.230	19.230
**D	EPWORTH INVESTMENT FUND	0	2.041.928	2.041.928
**D	AI STRATEGIC GLOBAL EQUITY FUND	0	29.573.222	29.573.222
**D	SWISS NATIONAL BANK	0	169.803	169.803
**D	ALPHA ARCHITECT INTERNATIONAL QUANTITATI	0	17.300	17.300
**D	LSV GLOBAL MANAGED VOLATILITY FUND	0	7.000	7.000
**D	LSV GLOBAL VALUE FUND ONE FREEDOM V	0	112.081	112.081
**D	KAYNE RENEWABLE ENERGY INCOME 1800	0	39.900	39.900
**D	ALPHACENTRIC ENERGY INCOME FUND	0	283.419	283.419
**D	KAYNE ANDERSON RENEWABLE INFRASTR RUCT PA	0	203.400	203.400
**D	MERRILL LYNCH INTERNATIONAL	0	203.400	203.400
**D	SWISSCANIO ASSET MANAGEMENT AG	0	3.381.387	3.381.387
**D	ALLIANZ GLOBAL INVESTORS GMBH	0	105.035	105.035

LISTA ESITO DELLE VOTAZIONI

Oggetto: Autorizzazione all'acquisto e alla disposizione di azioni proprie, previa revoca dell'autorizzazione conferita dall'Assemblea ordinaria del 16 maggio 2019. Deliberazioni inerenti e conseguenti

FAVOREVOLI

Badge	Ragione Sociale	Proprio	Delega	Totale
**D	WORLDVIEW INVESTMENT FUND	0	89.223	89.223
**D	WIF-EUROPE OPPORTUNITIES FUND	0	210.089	210.089
**D	SONDERVERMOGEN PKMF INKA	0	198.189	198.189
**D	SONDERVERMOGEN VIM	0	79.868	79.868
**D	SONDERVERMOGEN FONDS VKV	0	538.760	538.760
**D	SONDERVERMOGEN INKA LUCK FONDS	0	279.999	279.999
**D	INTERNATIONALE KAPITALANLAGESELSCHAFT MBH 21 YORCKSTRASSE, DUESSELDORF, NRW	0	16.300	16.300
**D	SONDERVERMOGEN FONDS CCS	0	26.185	26.185
**D	SCHOLLER-STIFTUNGSFONDS 1 AKTIEN	0	49.321	49.321
**D	WIF-EUROPE DISCOVERY FUND	0	234.397	234.397
**D	MERCER UNHEDGED OVERSEAS SHARES TRUST	0	31.296	31.296
**D	LBPAM ISR AVENIR EURO	0	39.499	39.499
**D	FCP LBPAM ACTIONS VALUE EURO	0	4.379.001	4.379.001
**D	LBPAM ACTIONS EURO LARGE CAP	0	902.912	902.912
**D	LBPAM IRC ACTIONS ISR	0	977.402	977.402
**D	FCP LBPAM DIVERSIFIE FOCUS OBLIG 3 5	0	82.666	82.666
**D	FCP LBPAM ACTIONS CROISSANCE EURO	0	2.450.128	2.450.128
**D	FCP LBPAM IRC ACTIONS EURO MIN VAR	0	220.825	220.825
**D	FCP TOCQUEVILLE DIVIDENDE	0	230.000	230.000
**D	FCP TOCQUEVILLE VALUE EUROPE	0	1.330.000	1.330.000
**D	TOCQUEVILLE MEGATRENDS ISR	0	137.277	137.277
**D	RAVGDT DIVERSIFIE II LBPAM	0	235.333	235.333
**D	SCHRODER GLOBAL ENHANCED INDEX FUND	0	66.490	66.490
**D	BANCO CENTRAL DE TIMOR-LESTE (BCTL)	0	200.632	200.632
**D	SCHRODER GLOBAL MULTI-FACTOR EQUITY FUND	0	257.946	257.946
**D	SCHRODER ADVANCED BETA GLOBAL EQUITY SMA	0	17.759	17.759
**D	SCHRODER QEP GLOBAL CORE FUND	0	204.074	204.074
**D	BEST INVESTMENT CORPORATION	0	128.355	128.355
**D	MARITIME AND PORT AUTHORITY OF SINGAPORE	0	3.230	3.230
**D	CM-CIC CONVICTIONS EURO	0	390.000	390.000
**D	FCP BRONGNIART AVENIR	0	130.000	130.000
**D	SICAV MONT	0	125.000	125.000
**D	FCP GAILLON NATURAL RESOURCES	0	593.869	593.869
**D	FCP GAILLON SECTORIEL	0	171.241	171.241
**D	FCP CM-CIC EURO ACTIONS	0	890.516	890.516
**D	FCP AVENIR ALIZES	0	8.000	8.000
**D	UNION EUROPE VALUE	0	1.144.451	1.144.451
**D	FCP UNION EUROPE	0	1.893.362	1.893.362
**D	FCP CIC TECHNO COM	0	107.500	107.500
**D	CM VALEURS ETHIQUES	0	199.701	199.701
**D	CM EUROPE ACTIONS	0	101.681	101.681
**D	FCP BRONGNIART RENDEMENT	0	500.000	500.000

LISTA ESITO DELLE VOTAZIONI
OGGETTO: Autorizzazione all'acquisto e alla disposizione di azioni proprie, previa revoca dell'autorizzazione conferita dall'Assemblea ordinaria del 16 maggio 2019. Deliberazioni inerenti e conseguenti

FAVOREVOLI

Badge	Ragione Sociale	Proprio	Delega	Totale
**D	FCP TRANSAT PATRIMOINE 2	0	450.000	450.000
**D	LV FAMILIALE	0	18.000	18.000
**D	CEE ALLOCATION PATRIMOINE 2	0	140.000	140.000
**D	STOCKS FINANCES	0	1.150	1.150
**D	LA BELLE BEAUCHE	0	40.000	40.000
**D	FCP FIDOGEST	0	120.000	120.000
**D	FCP CASIMIRI	0	22.000	22.000
**D	FCP PSGH	0	24.000	24.000
**D	FCP BHV	0	27.389	27.389
**D	FCPE FCP OCP	0	1.700	1.700
**D	DELI GROUP FOOD	0	12.000	12.000
**D	BARCLAYS FRANCE 30-70	0	3.588	3.588
**D	FCPE AI DIVERSIFIE	0	4.000	4.000
**D	FCPE SERENIS ADAGIO	0	15.000	15.000
**D	LV INVEST	0	8.000	8.000
**D	POINCARE II	0	18.000	18.000
**D	FCP BROUARDEL AVENIR	0	10.000	10.000
**D	FCP JPA	0	15.471	15.471
**D	FCP OFFENSIF AIR LIQUIDE EXPANS	0	300.000	300.000
**D	FCPE CONVERGENCE ACTIONS EUROPE	0	5.000	5.000
**D	LES BRUYERES	0	22.000	22.000
**D	FCPE GROUPE SAMSE	0	11.736	11.736
**D	FCP PYRENEES GLOBAL	0	16.000	16.000
**D	SICAV METISS	0	300.000	300.000
**D	FCP BEL VAL	0	5.418	5.418
**D	FCPE ACCOR DIVERSIFIE	0	26.000	26.000
**D	FCP DAY SOLVAY	0	22.000	22.000
**D	FCP JCD FIVE	0	15.000	15.000
**D	FCPE COFACE	0	1.013	1.013
**D	FCPE LAGARDERE PUBLICITE AUDIO	0	26.000	26.000
**D	FCP CAGNI	0	26.498	26.498
**D	OTIS EP DIVERSIFIE	0	397.873	397.873
**D	FCP ES GESTION EQUILIBRE	0	281.044	281.044
**D	FCP ES DYNAMIQUE	0	30.000	30.000
**D	FCP ES TEMPERE	0	81.258	81.258
**D	FCP UNI 1	0	11.000	11.000
**D	FCP JET SERVICES	0	10.199	10.199
**D	1504 FCP THALES AVIONICS	0	10.000	10.000
**D	STAUBLI 80 20 CREDIT MUTUEL FCPE	0	15.000	15.000
**D	STAUBLI 50 50 CREDIT MUTUEL FCPE	0	3.760	3.760
**D	FCP SCHUCCO	0	4.214	4.214
**D	FCP PIPE LINE SUD EUROPEEN	0	0	0




687

LISTA ESITO DELLE VOTAZIONI

Oggetto: Autorizzazione all'acquisto e alla disposizione di azioni proprie, previa revoca dell'autorizzazione conferita dall'Assemblea ordinaria del 16 maggio 2019. Deliberazioni inerenti e conseguenti

FAVOREVOLI

Badge	Ragione Sociale	Proprio	Delega	Totale
**D	FCP MGE DYNAMIQUE EURO	0	93.000	93.000
**D	LEXMARK DYNAMIQUE	0	6.815	6.815
**D	FCP HENKEL DIVERSIFIE N 1	0	7.300	7.300
**D	FCP GROUPE ROCHE	0	100.000	100.000
**D	FCP GROUPE FORD FRANCE	0	6.245	6.245
**D	1515 FCP GERARD FERRIER	0	7.251	7.251
**D	1448 FCPE GE FACTOFRANCE	0	11.431	11.431
**D	FREESCALE DIVERSIFIE.	0	23.194	23.194
**D	1584 FCP FERTILSODEBO	0	17.145	17.145
**D	FCP EUROP ASSISTANCE DIVERSIFIE	0	3.429	3.429
**D	FCP DEGUSSA MIXIE	0	3.000	3.000
**D	FCP DEGUSSA DYNAMIQUE	0	7.000	7.000
**D	FCP CRYOSTAR FRANCE	0	1.654	1.654
**D	1495 FCP CONTINENTAL	0	8.000	8.000
**D	FCP CH RIVER LABORATOIRES FRANCE	0	7.532	7.532
**D	FCP CAPSUGEL	0	13.441	13.441
**D	FCP PROVENCE DIVERSIFIE	0	1.108	1.108
**D	FCP C ET A	0	4.000	4.000
**D	1262 FCP BEHR FRANCE	0	239	239
**D	1327 FCP BOUE SCALBERT DUPONT	0	25.000	25.000
**D	BALL PACKAGING EUROPE	0	2.554	2.554
**D	ARPEGE PREVOYANCE	0	10.000	10.000
**D	FCPE AREVA ACTIONS	0	135.095	135.095
**D	FCP AMORA MAILLE DIVERSIFIE	0	5.000	5.000
**D	ACM ACTIONS PLUS	0	13.657	13.657
**D	ACM ACTIONS	0	17.542	17.542
**D	FCP ARRCO QUANT 1	0	618.745	618.745
**D	KUTYABANK GESTION SGIIC S.A.	0	3.572.117	3.572.117
**D	CAIXABANK ASSET MANAGEMENT, SGI IC, S.A.	0	11.069.288	11.069.288
**D	VIDACAIXA, S.A.	0	6.296.349	6.296.349
**D	2054 AFG DME BLACKR	0	143.828	143.828
**D	CMAF GLOBAL GROWTH FUND BNYMTCIL	0	58.425	58.425
**D	CMAF GLOBAL BALANCED FUND BNYMTCIL	0	44.340	44.340
**D	EQUATOR ICAV GUILD HOUSE	0	77.285	77.285
**D	CMAF UK GROWTH FUND BNYMTCIL	0	159.675	159.675
**D	CMAF UK BALANCED FUND BNYMTCIL	0	233.945	233.945
**D	THE ROYAL BANK OF SCOTLAND PIC AS TRUSTEE OF THE BLACKROCK BALANCED PORTFOLIO FND	0	650.000	650.000
**D	BARNARD COLLEGE	0	8.285	8.285
**D	GENTLENESS INT STRG	0	85.677	85.677
**D	THE BANK OF NEW YORK MELLON EMPLOYEE BENEFIT COLLECTIVE INVESTMENT FUND PLAN	0	6.212.840	6.212.840
**D	PANAGORA RISK PARITY MULTI ASSET MASTER FUND LTD	0	46.369	46.369
**D	NONUS EQUITY MGRS PORTEF 4 LAZARD	0	695.501	695.501

LISTA ESITO DELLE VOTAZIONI

OGGETTO: Autorizzazione all'acquisto e alla disposizione di azioni proprie, previa revoca dell'autorizzazione conferita dall'Assemblea ordinaria del 16 maggio 2019. Deliberazioni inerenti e conseguenti

FAVOREVOLI

Badge	Ragione Sociale	Proprio	Delega	Totale
**D	RAILWAYS PENSION TRUSTEE COMPANY LIMITED	0	1.952.261	1.952.261
**D	SHELL CANADA 2007 PENSION PLAN	0	81.182	81.182
**D	SHELL CANADA 2007 PENSION PLAN 400	0	73.939	73.939
**D	FOREST PRESERVE DISTRICT EMPLOYEES ANNUITY AND BENEFIT FUND	0	83.795	83.795
**D	VOLUNTARY EMPLOYEES BENEFICIARY ASSOCIATION SOUTHERN CALIFORNIA EDISON COMPANY	0	24.960	24.960
**D	VOLUNTARY EMPLOYEES BENEFICIARY ASSOCIATION SOUTHERN CALIFORNIA EDISON COMPANY	0	20.321	20.321
**D	B4306 FRB M LUND REV TR	0	5.831	5.831
**D	B4305 FRB S LUND RES TR FBO B LUND	0	5.444	5.444
**D	BNYMTD BFM BLK SYSTEM CONT EUR FUND	0	1.157	1.157
**D	THE MANUFACTURERS LIFE INSURANCE COMPANY	0	37.557	37.557
**D	NKB 10520 GLOBALE AKTIER SRI	0	262.934	262.934
**D	2048 APG DME LACM GL	0	2.528.745	2.528.745
**D	1256 APG DME ENERGY	0	353.795	353.795
**D	1253 APG DME CORE EU	0	9.051.443	9.051.443
**D	1135 APG DME STCK SEL	0	15.417.821	15.417.821
**D	CBZ CUIT INTERNATIONAL PRINCIPAL	0	8.909.322	8.909.322
**D	CONGREGATION OF THE SISTERS OF CHARITY OF THE INCARNATE WORD	0	159.702	159.702
**D	PSEF LAZARD EQUITIES	0	41.449	41.449
**D	USMIA GLOBAL EQUITY	0	456.095	456.095
**D	MIRF ARROWSTREET FOREIGNL	0	25.511	25.511
**D	MIRF ALLIANCE BERNSTEIN F	0	403.418	403.418
**D	OSP LIQUID FUND, LP	0	265.600	265.600
**D	OHSD FOUNDATION ENDOWMENT FUND LP	0	71.795	71.795
**D	PRD JENNN EQUITY INC PDT1	0	28.306	28.306
**D	THIRTY PERCY FOUNDATION	0	3.351.631	3.351.631
**D	MARANIC II LLC	0	11.500	11.500
**D	SYCAMORE INVESTMENT CO LP	0	15.229	15.229
**D	CERVURITE INTERNATIONAL LLC	0	29.271	29.271
**D	LEXINGTON INT, LLC	0	199.601	199.601
**D	JASPER RIDGE DIVERSIFIED TAX EXEMPT LP	0	73.519	73.519
**D	OHIM STRATEGIC PARTNERS LP	0	158.932	158.932
**D	PHILANTHROPAR INVESTMENTS LP	0	241.617	241.617
**D	WINDFALL INVESTMENTS, L.P.	0	32.167	32.167
**D	TERREBONNE INVESTMENTS, L.P.	0	34.616	34.616
**D	WELLS FARGO BANK N.A.	0	230.868	230.868
**D	WF WELLS FARGO BANK NA	0	47.939	47.939
**D	CENTRAL PENSION FUND OF THE INT UNION OF OPERATING ENGINEERS AND PARTICIPATING EMPLOYERS	0	67.696	67.696
**D	MANULIFE MULTIFACTOR DEVELOPED INTERNATIONAL INDEX	0	527.002	527.002
**D	CANDENCE GLOBAL EQUITY FUND LP	0	20.082	20.082
**D	IQ 500 INTERNATIONAL ETF	0	772	772
**D	SUBSIDIZED SCHOOLS PROVIDENT FUND	0	245.435	245.435
**D		0	40.079	40.079

B

489

LISTA ESITO DELLE VOTAZIONI
 Oggetto: Autorizzazione all'acquisto e alla disposizione di azioni proprie, previa revoca dell'autorizzazione conferita dall'Assemblea ordinaria del 16 maggio 2019. Deliberazioni inerenti e conseguenti

FAVOREVOLI

Badge	Ragione Sociale	Proprio	Delega	Totale
**D	INTL EQUITY FUND MONDRIAN	0	2.759.856	2.759.856
**D	THE HODSON TRUST	0	102.096	102.096
**D	ORMA LTD	0	45.730	45.730
**D	ENY MELLON FND MNGT CAYMAN LTD AS TRUSTEE OF FRONTIER GATE GLOBAL EQUITY FND	0	129.251	129.251
**D	DEUTSCHE ASSET MANAGEMENT INVESTMENT GMBH ON BEHALF OF DEUTSCHE DCG EQ	0	84.521	84.521
**D	FIRST INITIATIVES INSURANCE LIMITED	0	28.291	28.291
**D	CATHOLIC HEALTH INITIATIVES MASTER TRUST	0	121.497	121.497
**D	CHI OPERATING INVESTMENT PROGRAM L.P.	0	218.186	218.186
**D	ALAS INV SERVICESMONDRIAN INV	0	148.352	148.352
**D	XTRACKERS MSCI KOKUSAI EQUITY ETF	0	8.111	8.111
**D	ENY MELLON INTERNATIONAL EQUITY ETF	0	15.680	15.680
**D	CITI RETIREMENT SAVINGS PLAN	0	232.679	232.679
**D	BOK TRANSOCO ENERGY EMP WEL BEN TR	0	10.150	10.150
**D	BNYMCCIL CGF WDEQ IA	0	20.576	20.576
**D	DEFN LAZARD ASSET MGMT	0	71.020	71.020
**D	MSAR SCHRODER	0	77.011	77.011
**D	AUTORIDADE MONETARIA DE MACAU	0	217.688	217.688
**D	THE STELLAR FUND	0	91.518	91.518
**D	THE BOSTON COMPANY INC POOLED EMPLOYEE INTERNATIONAL EQUITY FUND	0	166.827	166.827
**D	ADVANCED SERIES ASTPRUDENTIAL FLEXIBLE MULTI STRATEGY PORTFOLIO	0	36.130	36.130
**D	AST OMA INTL CORE EQUITY PORT POMP	0	905.431	905.431
**D	UNEMPLOYMENT PENSION FUND	0	65.300	65.300
**D	GREAT WEST INTERNATIONAL GROWTH FUND	0	1.018.500	1.018.500
**D	THE COMMONWEALTH FUND	0	60.043	60.043
**D	GREAT WEST CORE STRATEGIES INTERNATIONAL EQUITY FUND	0	61.900	61.900
**D	GREAT WEST CORE STRATEGIES INTERNATIONAL EQUITY FUND	0	28.454	28.454
**D	KAPITALFORENINGEN MP INVEST BASIS 3 NYKREDIT PORTFOLJE ADMINISTRATI ADMINISTRATION A/S	0	197.088	197.088
**D	DT INTERNATIONAL STOCK INDEX FUND	0	366.298	366.298
**D	NATWEST TDS DEP BNVM RM GLO EQ FUND	0	164.839	164.839
**D	55041 KOP GLOBALE AKTIER IV	0	16.346	16.346
**D	ARCONIC CORP PENSION PLANS MASTER TRUST	0	114.637	114.637
**D	NON US EQUITY MGRS PORT 4 LSV	0	530.100	530.100
**D	THE NATURE CONSERVANCY WORLDWIDE OFFICE	0	41.645	41.645
**D	GS TACS MARKET CONTINUOUS INTERNATIONAL	0	206.195	206.195
**D	NONUS EQ MANAGERS PORT 3ACADLANAN	0	1.353	1.353
**D	LSV NONUS EQUITY LLC/LC	0	179.300	179.300
**D	SUBSIDIZED SCHOOLS F FUND NORTHERN	0	83.275	83.275
**D	THE HARTFORD RETIREMENT PLAN TRUST FOR US EMPLOYEES	0	137.978	137.978
**D	WILLIS TOWERS WATSON GROUP TRUST	0	8.475	8.475
**D	WILLIS TOWERS WATSON GROUP TRUST	0	453.268	453.268
**D	ARCONIC RETIREMENT PLANS MASTER TRUST	0	51.184	51.184
**D	INTL BESS LP	0	46.566	46.566

690

Handwritten mark

LISTA ESITO DELLE VOTAZIONE
Oggetto: Autorizzazione all'acquisto e alla disposizione di azioni proprie, previa revoca dell'autorizzazione conferita dall'Assemblea ordinaria del 16 maggio 2019. Deliberazioni inerenti e conseguenti

FAVOREVOLI

Badge	Ragione Sociale	Proprio	Delega	Totale
**D	56038 IP LOW RISK EQUITIES I	0	1.839.474	1.839.474
**D	INVESTIN PRO F.M.B.A.	0	3.353.671	3.353.671
**D	56037 IP LOW RISK EQUITIES II	0	1.873.992	1.873.992
**D	INVESCO PERPETUAL GLOBAL BALANCED INDEX FUND	0	25.409	25.409
**D	INVESCO PERPETUAL GLOBAL EX UK CORE EQUITY INDEX FUND	0	100.217	100.217
**D	INTERNATIONAL EQUITY FUND	0	154.013	154.013
**D	KAPITALFORENINGEN EMD INVEST, GLOBALE AK TIER/II	0	31.351	31.351
**D	KAPITALFORENINGEN EMD INVEST, GLOBALE AK TIER/III	0	78.631	78.631
**D	55002 UP EUROPEISKE AKTIER	0	800.170	800.170
**D	OS INTERNATIONAL EQUITY FUND	0	220.000	220.000
**D	DEP OF SSGA NONUS EQUITY B2	0	47.853	47.853
**D	DEP OF SSGA NONUS EQUITY B1	0	45.828	45.828
**D	DEP OF SSGA NONUS EQUITY R2	0	44.774	44.774
**D	DEP OF SSGA NONUS EQUITY H1	0	36.187	36.187
**D	THE CONSOLIDATED EDISON PENSION PLAN MASTER TRUST	0	2.022.310	2.022.310
**D	MULT BOS WITH SAME RESIDENCY	0	314.529	314.529
**D	SARASIN AND PARTNERS LLP	0	182.032	182.032
**D	SIM OMNIBUS SARASIN INVEST MGMT	0	455.901	455.901
**D	SP LLP UK CHARITIES CLIENTS AC	0	4.947.567	4.947.567
**D	FFI STRATEGIES PORTFOLIO	0	5.459	5.459
**D	STICHTING BEDRIJFSTAKPENSIOENFONDS	0	421.183	421.183
**D	STICHTING SPOORWEGPENSIOENFONDS	0	50.772	50.772
**D	THE FALKLAND ISLANDS GOVERNMENT FALKLAND ISLANDS GOVERNMENT GROWTH FUND	0	279.643	279.643
**D	THE FALKLANDS ISLANDS GOVERNMENT	0	205.222	205.222
**D	BNYMCIL LAZARD GLB STRTGC EQTY FD	0	20.357	20.357
**D	BNYMTD UK LIMITED AS TRUSTEE OF CF CATALYST TRUST	0	274.100	274.100
**D	PENDENNIS FUND	0	67.140	67.140
**D	VY FRANKLIN INCOME PORTFOLIO	0	7.545	7.545
**D	ALMOSA LLC	0	18.396	18.396
**D	RED DIAMOND INTERNATIONAL EQUITY LP	0	21.852	21.852
**D	RIVER PARTNERS GLOBAL EQUITY, LLC	0	1.969	1.969
**D	UMC BENEFIT BOARD, INC	0	2.388.906	2.388.906
**D	WESPATH FUNDS TRUST	0	351.515	351.515
**D	GENERAL MILLS GROUP TRUST	0	89.342	89.342
**D	CENTRAL PENSION FUND OF THE INTERNATIONAL UNION OF OPERATING ENGINEERS AND PARTICIPATING EMPLOYERS	0	0	0
	316.877			
**D	VOYA GLOBAL HIGH DIVIDEND LOW VOLATILITY FUND	0	3.618	3.618
**D	FIRSTENERGY SYSTEM MASTER RETIREMENT TRUST	0	246.200	246.200
**D	LEGAL AND GENERAL UCITS ETF PLC	0	252.840	252.840
**D	BNYMCIL WINTON GLOBAL EQUITY FD TR	0	5.129	5.129
**D	GEORGIA TECH FOUNDATION	0	17.481	17.481
**D	VANGUARD EUROPEAN STOCK INDEX FUND	0	13.750.659	13.750.659

LISTA ESITO DELLE VOTAZIONI

Objetto: Autorizzazione all'acquisto e alla disposizione di azioni proprie, previa revoca dell'autorizzazione conferita dall'Assemblea ordinaria del 16 maggio 2019. Deliberazioni inerenti e conseguenti

FAVOREVOLI

Badge	Ragione Sociale	Proprio	Delega	Totale
**D	VANGUARD FTSE ALL-WORLD EX US INDEX FUND	0	14.223.632	14.223.632
**D	BMO DTC EQ COM VALUE LAZARD	0	289.421	289.421
**D	BMO FBO DTC INTL EQ COL VAL LAZARD	0	10.906	10.906
**D	THE ZEDRA FIDUCIARY INVESTMENT FUND LTD	0	133.211	133.211
**D	OSSIAM IRL ICAV	0	148.749	148.749
**D	PCHF LSV ASSET MGMT	0	38.800	38.800
**D	CADENCE GLOBAL EQUITY FUND LP	0	3.332	3.332
**D	BNY MELLON GLOBAL INFRASTRUCTURE INCOME FUND	0	129.978	129.978
**D	R.K. MELLON INTERNATIONAL FUND.	0	169.168	169.168
**D	RICHARD KING MELLON FDN	0	303.297	303.297
**D	CDW 73 IRR PARA GL	0	4.076	4.076
**D	1975 IRREV TRUST OF C D WEYERHAEUSER	0	8.805	8.805
**D	NEW TRUST NUMBER ONE	0	995	995
**D	STEWARDSHIP FOUNDATION	0	3.655	3.655
**D	SEQUOIA FOUNDATION	0	279	279
**D	FOREST FOUNDATION	0	1.052	1.052
**D	DYNAMIC EQUITY GLOBAL EQUITY MANAGERS PORTFOLIOS SERIES	0	195.037	195.037
**D	SAN DIEGO COUNTY EMPLOYEES RETIREMENT ASSOCIATION	0	298.778	298.778
**D	CF DV INTERNATIONAL STOCK INDEX FUND	0	335.870	335.870
**D	BNY MELLON FOUNDATION BY CHARLES WARD SEABURY AND LOUISE LOVETT SEABURY	0	4.718	4.718
**D	LLOYD'S REGISTER FOUNDATION	0	485.729	485.729
**D	THE PRUDENTIAL SERIES FUND NATURAL RESOURCES PORTFOLIO	0	396.125	396.125
**D	1895 FONDS FGR	0	908.142	908.142
**D	PACIFIC FUNDS DIVERSIFIED INCOME	0	1.967	1.967
**D	PHILADELPHIA GAS WORKS PENSION PLAN	0	14.175	14.175
**D	ROBECO PORTFOLIO TRUST ROBECO BOSTON PARTNERS INTERNATIONAL EQUITY FUND	0	35.483	35.483
**D	FIRST STATE INVESTMENTS ICVC FIRST STATE DIVERSIFIED GROWTH FUND	0	2.332	2.332
**D	IVY PROSHARES MSCI ACWI INDEX FUND	0	19.284	19.284
**D	BCT POOLED INVESTMENT FUND SERIES SMARTEUROPEAN EQUITY FUND	0	59.108	59.108
**D	BCT POOLED INVESTMENT FUND SERIES DYNAMIC EUROPEAN EQUITY FUND	0	325.542	325.542
**D	THE UNIVERSITY COURT OF THE UNIVERSITY OF GLASGOW	0	48.885	48.885
**D	UNIVERSITY OF WISCONSIN FOUNDATION	0	153.785	153.785
**D	AUTO CLUB GROUP	0	48.310	48.310
**D	STICHTING DEPOSITARY APG DEVELOPED MARKETS EQUITY POOL	0	6.011.478	6.011.478
**D	SAN FRANCISCO CITY AND COUNTY EMPLOYEES RETIREMENT SYSTEM	0	1.032.101	1.032.101
**D	RPL BERNSTEIN NON EQ	0	8.150	8.150
**D	ACADIAN INTERNATIONAL ALL-CAP FUND	0	66.815	66.815
**D	OICE OICL OCICL PZENA	0	604.475	604.475
**D	RWSF CIT EAFE	0	1.251.257	1.251.257
**D	RWSF CIT ACWIEXUS	0	997.584	997.584
**D	RWSF CIT ACWI	0	1.601.257	1.601.257
**D	FIDELITY SALEM STREET TRUST FIDELITY SAI INTERNATIONAL INDEX FUND	0	3.217.074	3.217.074

LISTA ESITO DELLE VOTAZIONE
OGGETTO: Autorizzazione all'acquisto e alla disposizione di azioni proprie, previa revoca dell'autorizzazione conferita dall'Assemblea ordinaria del 16 maggio 2019. Delliberazioni inerenti e conseguenti

FAVOREVOLI

Badge	Ragione Sociale	Proprio	Delega	Totale
**D	TEXAS UTILITIES QUAL NDT PARTNERSHIP	0	11.941	11.941
**D	RCB AVOIRS OPCVM	0	309.313	309.313
**D	ZVK DEAM SPK	0	220.000	220.000
**D	GLOBAL ATLANTIC GOLDMAN SACHS GLOBAL EQUITY INSIGHTS PORTFOLIO	0	2.651	2.651
**D	GLOBAL ATLANTIC BLACKROCK DISCIPLINED INTERNATIONAL CORE PORTFOLIO	0	28.815	28.815
**D	GLOBAL ATLANTIC REAL ASSETS FUND LLC	0	423.200	423.200
**D	VERSUS CAPITAL REAL ASSETS FUND LLC	0	122.654	122.654
**D	THE BOSTON COMPANY ASSET MANAGEMENT	0	293.615	293.615
**D	THE SULTANATE OF OMAN MINISTRY OF DEFENCE PENSION FUND	0	55.584	55.584
**D	INVESCO MARKETS II PLC	0	55.000	55.000
**D	MAN GLG EUROPEAN ALPHA INCOME FUND	0	147.787	147.787
**D	WF FAINT STATE STREET GLOBAL SERV	0	57.281	57.281
**D	WF MFS LTD EAFE GLOBAL	0	330.000	330.000
**D	BRYMID AMITY EUROPEAN FUND	0	15.826	15.826
**D	CSW CITY FD PARAMETRIC	0	258.963	258.963
**D	MOTHER CABRLINI HEALTH FOUNDATION, INC.	0	158.370	158.370
**D	GEORGETOWN UNIVERSITY	0	19.467	19.467
**D	UTMCO SP II LLC	0	198.106	198.106
**D	BVAVGESTEXTPENSIONS	0	42.886	42.886
**D	STATE OF WISCONSIN INVESTMENT BOARD.	0	0	0
**D	MONDRIAN EMERGING MARKETS EQUITY TREASURER OF THE STATE OF NORTH CAROLINA EQUITY INVESTMENT FUND POOLED TRUST	0	6.208.999	6.208.999
**D	BLACKROCK ACWI USIMI	0	2.593.937	2.593.937
**D	BLACKROCK GLOBAL FUNDS	0	22.839.804	22.839.804
**D	VIRTUS DUFF AND PHELPS GLOBAL INFRASTRUCTURE FUND	0	156.915	156.915
**D	ALICNY BLACKROCK GEL EQUITY	0	39.261	39.261
**D	IOWA PUBLIC EMPLOYEES RETIREMENT SYSTEM	0	289.289	289.289
**D	NTWA ISIF ILLIM EUROPEAN EQUITY	0	277.243	277.243
**D	WF AND CO CASH FLN EVERGN INV I	0	151.371	151.371
**D	WF AND CO CASH PLN MONDN INV PT	0	844.916	844.916
**D	MAN FUNDS PIC	0	168.500	168.500
**D	THE EUROPEAN CENTRAL BANK	0	419.063	419.063
**D	PS SF INTL DEVEL MOMENTUM PORT	0	7.398	7.398
**D	PUBLIC SERVICE ENTERPRISE GROUP INC MASTER DEFINED BENEFIT RETIREMENT TRUST	0	1.442.464	1.442.464
**D	ATIVO CAPITAL	0	43.920	43.920
**D	ADVANCED SERIES TRUST - AST FI PYRAMIS QUANTITATIVE PORTFOLIO	0	234.462	234.462
**D	SLI SICAV GBL FOCUSED STRATEGIES FD	0	124.267	124.267
**D	SLI GBL SICAV CON EU EQ IN FD	0	69.230	69.230
**D	SLI GLOBAL ABSOLUTE RET STRATEGIES	0	2.408.043	2.408.043
**D	SLI GLOBAL EQUITIES FUND	0	218.872	218.872
**D	SLI EUROPEAN EQUITIES FUND	0	154.989	154.989
**D	SLI EUROPEAN EQUITY UNCONSTRAINED	0	128.847	128.847
**D	ONFF WILLIAM BLAIR NONUS	0	61.516	61.516

[Signature]

[Signature]

EP3

LISTA ESITO DELLE VOTAZIONE
OGGETTO: Autorizzazione all'acquisto e alla disposizione di azioni proprie, previa revoca dell'autorizzazione conferita dall'Assemblea ordinaria del 16 maggio 2019. Deliberazioni inerenti e conseguenti

FAVOREVOLI

Badge	Ragione Sociale	Proprio	Delega	Totale
**D	DIOCESI OF VENICE PENSION PLAN AND TRUST	0	10.804	10.804
**D	UFJF MCM MSCI WORLD FD	0	98.621	98.621
**D	HP INC. MASTER TRUST	0	342.854	342.854
**D	FIRE AND POLICE PENSION ASSOCIATION OF COLORADO	0	139.876	139.876
**D	RHODE ISLAND EMPLOYEES RETIREMENT SYSTEMS POOLED TRUST	0	260.547	260.547
**D	CEBF WILLIAM BLAIR IACG	0	391.928	391.928
**D	CEBF LEIA ATIVO IE	0	28.640	28.640
**D	CEBF LAZARD ILCE	0	1.293.907	1.293.907
**D	PUBLIC EMPLOYEE RETIREMENT SYSTEM OF IDAHO	0	1.430.098	1.430.098
**D	PUBLIC EMPLOYEE RETIREMENT SYSTEM OF IDAHO	0	959.910	959.910
**D	PUBLIC EMPLOYEE RETIREMENT SYSTEM OF IDAHO	0	440.739	440.739
**D	PITTSBURGH THEOLOGICAL SEMINARY OF THE PRESBYTERIAN CHURCH	0	14.326	14.326
**D	RAYTHEON MASTER PENSION TRUST	0	368.949	368.949
**D	RAYTHEON MASTER PENSION TRUST	0	509.300	509.300
**D	RAYTHEON MASTER PENSION TRUST	0	335.646	335.646
**D	PGVF SSGA	0	8.102	8.102
**D	PGEF PG E QUALIFIED PANAGORA EAFE	0	232.085	232.085
**D	POBF NUVEEN	0	284.823	284.823
**D	DNS INVESTMENT GMBH ON BEHALF OF DEAM FONDS ZDV	0	151.500	151.500
**D	CENTRAL STATES SE AND SW H AND W FUNDS	0	266.400	266.400
**D	CESE STRATEGIC GBL EAFE	0	45.120	45.120
**D	BNYMCIL MAN NUMERIC GLOBAL EQ TR	0	3.500	3.500
**D	HGF HGLD PRNF WLGTN CF	0	9.314	9.314
**D	HGF HGLD PRNF WLGTN	0	18.869	18.869
**D	CITY OF NEW YORK DEFERRED COMPENSATION PLAN	0	1.839.357	1.839.357
**D	MO3F MARATHON WELLINGTN	0	44.657	44.657
**D	VANGUARD INTL HIGH DIV YLD INDEX FD	0	1.429.076	1.429.076
**D	NSNF PARA EAFE PI 2	0	43.914	43.914
**D	NSNF PARA EAFE PI 1	0	39.937	39.937
**D	NSNF PARA EAFE MONTI	0	49.788	49.788
**D	MINISTER FOR FINANCE AND IRELAND STRATEGIC INVESTMENT FUND ISIF	0	11.070	11.070
**D	INVESCO FUNDS	0	15.304.065	15.304.065
**D	STICHTING BEWAREDER ACHMEA BELEGINGSPOOLS AIM AWM E7AF2026002	0	1.401.413	1.401.413
**D	ALASKA PERMANENT FUND CORPORATION	0	2.797.490	2.797.490
**D	PUBLIC SCHOOL TEACHERS' PENSION AND RETIREMENT FUND OF CHICAGO	0	8.070	8.070
**D	DUKE ENERGY QUALIFIED NUCLEAR DECOMMISSIONING	0	308.687	308.687
**D	VOYA INTERNATIONAL CORE FUND	0	260.065	260.065
**D	AUTO CLUB INSURANCE ASSOCIATION	0	148.845	148.845
**D	PUBLIC EMPLOYEES RETIREMENT ASSOCIATION OF NEW MEXICO	0	319.620	319.620
**D	STANLEY LSV STANLEY BLACK AND DECKER INC PENSION MASTER TRUST	0	115.700	115.700
**D	SCHOOL EMPLOYEES RETIREMENT SYSTEM OF OHIO	0	366.502	366.502
**D	SCHOOL EMPLOYEES RETIREMENT SYSTEM OF OHIO	0	379.700	379.700

4066


GA

684

LISTA ESITO DELLE VOTAZIONE

Oggetto: Autorizzazione all'acquisto e alla disposizione di azioni proprie, previa revoca dell'autorizzazione conferita dall'Assemblea ordinaria del 16 maggio 2019. Deliberazioni inerenti e conseguenti.

FAVOREVOLI

Badge	Ragione Sociale	Proprio	Delega	Totale
**D	PUBLIC EMPLOYEES RETIREMENT SYSTEM OF MISSISSIPPI	0	806.963	806.963
**D	KENTUCKY RETIREMENT SYSTEMS INSURANCE TRUST FUND	0	106.187	106.187
**D	KENTUCKY RETIREMENT SYSTEMS INSURANCE TRUST FUND	0	482.353	482.353
**D	KENTUCKY RETIREMENT SYSTEMS INSURANCE TRUST FUND	0	321.100	321.100
**D	KENTUCKY RETIREMENT SYSTEMS	0	259.717	259.717
**D	KENTUCKY RETIREMENT SYSTEMS	0	1.095.982	1.095.982
**D	KENTUCKY RETIREMENT SYSTEMS	0	759.700	759.700
**D	KENTUCKY RETIREMENT SYSTEMS	0	473.908	473.908
**D	INDIANA PUBLIC RETIREMENT SYSTEM	0	743.303	743.303
**D	INDIANA PUBLIC RETIREMENT SYSTEM	0	164.861	164.861
**D	GENERAL MILLS INVESTMENT TRUST	0	116.042	116.042
**D	SDG AND E QUALIFIED NUCLEAR DECOMMISSIONING TRUST PARTNERSHIP	0	92.945	92.945
**D	VOYA MUTLI MANAGER INTERNATIONAL FACTORS FUND	0	308.133	308.133
**D	VERIZON MASTER SAVINGS TRUST	0	53.564	53.564
**D	VEBA PARTNERSHIP N L P	0	186.193	186.193
**D	VEBA PARTNERSHIP N L P	0	407.128	407.128
**D	BELL ATLANTIC MASTER TRUST	0	30.514	30.514
**D	BELL ATLANTIC MASTER TRUST	0	678.480	678.480
**D	BELL ATLANTIC MASTER TRUST	0	628.690	628.690
**D	BELL ATLANTIC MASTER TRUST	0	224.550	224.550
**D	BELL ATLANTIC MASTER TRUST	0	19.421	19.421
**D	UNITED STATES ARMY NONAPPROPRIATED FUND EMPLOYEE RETIREMENT PLAN TRUST	0	908.825	908.825
**D	EMPLOYEES' RETIREMENT SYSTEM OF THE STATE OF HAWAII	0	77.033	77.033
**D	SOUTH DAKOTA RETIREMENT SYSTEM	0	5.316.665	5.316.665
**D	STATE OF SOUTH DAKOTA	0	41.701	41.701
**D	PENSION RESERVES INVESTMENT TRUST FUND	0	1.128.831	1.128.831
**D	METROPOLITAN WATER RECLAMATION DISTRICT RETIREMENT FUND	0	261.611	261.611
**D	ACADIAN ALL COUNTRY WORLD EX US FUND	0	1.362.371	1.362.371
**D	METROPOLITAN EMPLOYEE BENEFIT SYSTEM	0	1.580.141	1.580.141
**D	FLORIDA RETIREMENT SYSTEM	0	134.579	134.579
**D	BLACKROCK WORLD EX FLORIDA RET SYS	0	59.338	59.338
**D	FLORIDA RETIREMENT SYSTEM	0	420.371	420.371
**D	PENN SERIES DEV INTL INDEX FUND	0	688.000	688.000
**D	FLORIDA RETIREMENT SYSTEM	0	316.516	316.516
**D	EMPLOYEES RETIREMENT SYSTEM OF TEXAS	0	5.574.342	5.574.342
**D	BLK COMTS INC INV TST INV PF BNYMFD	0	10.560.045	10.560.045
**D	BNYMD BLK CONT EUR EQ TRCK FD INV	0	40.301	40.301
**D	BNYMD BLK CONTINENTAL EURO INC	0	1.999.912	1.999.912
**D	UTC EDHEC BLACKROCK UNITED TECHNOLOGIES CORPORATION MASTER RETIREMENT	0	74.536	74.536
**D	TEA BLACKROCK INC INTL	0	2.546.628	2.546.628
**D	NV RBIF ALINCEBERNSTN INTL EQ	0	2.389.210	2.389.210
**D	NV PERS SSGA EAFE INDEX PUBLIC EMPLOYEES RETIREMENT SYSTEM OF NEVADA	0	1.354	1.354
**D	NV PERS MELLON CAPITAL INDEX	0		
**D	LOUISIANA STATE ERS TERROR FREE INT	0		

GPS

LISTA ESITO DELLE VOTAZIONE
 Oggetto: Autorizzazione all'acquisto e alla disposizione di azioni proprie, previa revoca dell'autorizzazione conferita dall'Assemblea ordinaria del 16 maggio 2019. Deliberazioni inerenti e conseguenti

FAVOREVOLI

Badge	Ragione Sociale	Proprio	Delega	Totale
**D	LOUISIANA STATE ERS MONDRIAN IG CAP	0	13.615	13.615
**D	LOUISIANA STATE ERS MSCI EXUS INDEX	0	10.201	10.201
**D	IVY APOLLO MLT ASSET INC GEI IVY	0	539.823	539.823
**D	ENSIGN PEAK CP LSV INTL LARGE	0	617.700	617.700
**D	ENSIGN PEAK EAFE LSV ASSET	0	2.567.000	2.567.000
**D	PRINCIPAL GLOBAL INVESTORS FUNDS	0	5.484	5.484
**D	AST INTL VAL LAZARD PD42	0	1.476.092	1.476.092
**D	AST ADVANCED STRAT LSV PDL5	0	680.500	680.500
**D	AST INTL VALUE LSV PD41	0	624.400	624.400
**D	BLL AQUIL LIFEGL03000 FMEN WHI INDEF	0	346.917	346.917
**D	POOL RE L AND G MSCI EQ	0	167.993	167.993
**D	POOL RE JPM REI EQUITY	0	81.706	81.706
**D	AST GS MULTI ASSET PORT LIQ PDRB	0	16.015	16.015
**D	STATE BOARD OF ADMINISTRATION OF FLORIDA	0	184.247	184.247
**D	IVY GBL EQUITY INC	0	2.277.699	2.277.699
**D	SRP AQR	0	342.460	342.460
**D	IVY VIP GLOBAL EQUITY INCOME	0	1.078.445	1.078.445
**D	IOWA PUBLIC EMPLOYEES RETIREMENT SYSTEM	0	92.153	92.153
**D	METROPOLITAN LIFE INSURANCE COMPANY	0	423.219	423.219
**D	IMASCO HOLDINGS GRP INC AND PARTICIPATING AFFILIATES RETIREMENT PLAN	0	18.720	18.720
**D	ENERGY INSURANCE MUTUAL LIMITED	0	39.882	39.882
**D	PRUDENTIAL INVESTMENT PORTFOLIO 2 PRUDENTIAL QMA INTL DEVELOPED MKRTS INDEX FUND	0	26.576	26.576
**D	UPS GROUP TRUST	0	484.117	484.117
**D	TENNESSEE VALLEY AUTHORITY RETIREMENT SYSTEM	0	25.682	25.682
**D	TENNESSEE VALLEY AUTHORITY RETIREMENT SYSTEM	0	8.786	8.786
**D	TENNESSEE VALLEY AUTHORITY RETIREMENT SYSTEM	0	181.381	181.381
**D	TENNESSEE VALLEY AUTHORITY RETIREMENT SYSTEM	0	53.819	53.819
**D	SOUTH CAROLINA RETIREMENT SYSTEMS GROUPTRUST	0	1.515.290	1.515.290
**D	THE STATE OF CONNECTICUT ACTINGTHROUGH ITS TREASURER	0	1.021.326	1.021.326
**D	BOARD OF PENSIONS OF THE EVANGELICAL LUTHERAN CHURCH IN AMERICA	0	183.187	183.187
**D	BOARD OF PENSIONS OF THE EVANGELICAL LUTHERAN CHURCH IN AMERICA	0	1.027.866	1.027.866
**D	ARKANSAS PUBLIC EMPLOYEES RETIREMENT SYSTEM	0	136.236	136.236
**D	SANTA BARBARA COUNTY EMPLOYEESRETIREMENT SYSTEM	0	4.079	4.079
**D	BANK OF KOREA	0	595.155	595.155
**D	THE BANK OF KOREA	0	911.020	911.020
**D	BNY MELLON GLOBAL FUNDS PLC	0	32.400	32.400
**D	IWHF LSV ASSET INVESTMENT	0	136.873	136.873
**D	NON US EQUITY MGRS PORT 1 LAZARD	0	664.851	664.851
**D	FFI INTL EQUITY INDEX FUND	0	630.290	630.290
**D	VIRTUS TOTAL RETURN FUND INC.	0	116.495	116.495
**D	ALLSTATE LIFE INSURANCE COMPANY	0	20.900	20.900
**D	SARATOGA INTERNATIONAL EQUITY PORTFOLIO	0	7.542	7.542
**D	THE AMERICAN UNIVERSITY IN CAIRO	0	0	0

CP6

SA

LISTA ESITO DELLE VOTAZIONI

OGGETTO: Autorizzazione all'acquisto e alla disposizione di azioni proprie, previa revoca dell'autorizzazione conferita dall'Assemblea ordinaria del 16 maggio 2019. Deliberazioni inerenti e conseguenti

FAVOREVOLI

Badge	Ragione Sociale	Proprio	Delega	Totale
**D	VOYA BALANCED PORT INTL VALUE	0	39.255	39.255
**D	VOYA INTERNATIONAL INDEX PORTFOLIO	0	1.366.465	1.366.465
**D	VOYA INFSTRCTR INDUST AND MATRLSFD	0	338.149	338.149
**D	VOYA GLOBAL EQUITY PORTFOLIO	0	97.580	97.580
**D	MINISTERS AND MISSIONS BENEFIT BRD OF AMERICAN BPTST CHURCHES	0	90.716	90.716
**D	FPXF WILLIAM BLAIR CO	0	162.803	162.803
**D	ERYF ATIVO CAPITAL	0	26.690	26.690
**D	CALIFORN ENDOW LAZARD	0	194.080	194.080
**D	VOYA MM INTL EQUITY FUND LAZARD	0	197.837	197.837
**D	RBS INVESTMENT FUNDS ICVC MANAGED INCOME FUND	0	3.112	3.112
**D	VOYA GLOBAL EQUITY FUND	0	35.798	35.798
**D	DEUTSCHE XTRK MSCI EMU HDG EQ ETF	0	38.756	38.756
**D	AXA MFS FINANCIAL DAC	0	1.600.000	1.600.000
**D	GS ACTIVEBETA EUROPE ETF	0	11.269	11.269
**D	GS ACTIVE BETA INTL EQUITY ETF	0	525.405	525.405
**D	PVC DIVERSIFIED INTERNATIONAL AC	0	275.388	275.388
**D	PFI DIVERSIFIED INTERNATIONAL FUND	0	14.446.341	14.446.341
**D	BNYMTCIL LM QS M' EURO EQ GAI FD	0	53.000	53.000
**D	CTJ RE STANLIB GLOBAL EQ ARR USD	0	284.229	284.229
**D	CTJ RE STANLIB GLOBAL EQUITY FD AB	0	54.000	54.000
**D	BNYTD CF CANLIFE GLBL INFRA FD	0	100.243	100.243
**D	PGIF EUROPEAN EQUITY FUND BNYMTCIL	0	85.749	85.749
**D	PFI OVERSEAS FD PMC	0	549.402	549.402
**D	PFI INTERNATIONAL FD I ORIGIN	0	192.000	192.000
**D	PFI OVERSEAS FD BHMS	0	3.232.159	3.232.159
**D	BNYMTCIL LAZARD EUROPEAN EQUITY FUN	0	138.417	138.417
**D	INVECO STRATEGIC DEVELOPED EX-US ETF	0	228.943	228.943
**D	INTERNATIONALE KAPITALANLAGESELLSCHAFT CRAFT MBH	0	55.248	55.248
**D	KAPITALANLAGESELLSCHAFT MBH	0	423.304	423.304
**D	MAPFRE MSV LIFE PLC	0	674.429	674.429
**D	VY TEMPLETON FOREIGN EQUITY	0	169.730	169.730
**D	VOYA INTERNATIONAL HIGH DIVIDEND EQUITY INCOME FUND	0	18.427	18.427
**D	VOYA GLOBAL EQUITY DIVIDEND AND PREMIUM OPPORTUNITY FUND	0	95.496	95.496
**D	VOYA GLOBAL ADVANTAGE AND PREMIUM OPPORTUNITY FUND	0	30.998	30.998
**D	VOYA GLOBAL EQUITY DIVIDEND FUND	0	8.062	8.062
**D	INVECO S AND P EUROPE 350 EQUAL WEIGHT INDEX ETF	0	1.322	1.322
**D	IQ 50 PERCENT HEDGED FTSE EURO ETF	0	7.784	7.784
**D	IQ 50 PERCENT HEDGED FTSE INTL ETF	0	154.495	154.495
**D	ALLSTATE INSURANCE CO BLACKROCK	0	245.092	245.092
**D	GREATLINK SUPREME ACADIAN	0	13.051	13.051
**D	LUX NYKREDIT GLOBAL EQUITIES	0	563.819	563.819
**D	CEP DEP IP GLOBAL EX UK ENHAN IND	0	31.555	31.555

CPZ

SM

LISTA ESITO DELLE VOTAZIONE

Oggetto: Autorizzazione all'acquisto e alla disposizione di azioni proprie, previa revoca dell'autorizzazione conferita dall'Assemblea ordinaria del 16 maggio 2019. Deliberazioni inerenti e conseguenti

FAVOREVOLI

Badge	Ragione Sociale	Proprio	Delega	Totale
**D	CEP DEP IP EUROPEAN EQUITY	0	3.018.432	3.018.432
**D	NKB 31004 INV MM INVEST EUROPA AKK	0	655.330	655.330
**D	NYKREDIT INVEST GLOBALE AKTIER SRI	0	477.778	477.778
**D	NYKREDIT INVEST TAKTISK ALLOKERING	0	125.761	125.761
**D	NKB INVEST GLOBALE AKTIER BASIS	0	41.213	41.213
**D	CEP DEP IP EUROPEAN HIGH INCOME	0	34.608	34.608
**D	CEP DEP IP EUROPEAN EQTY INCOME	0	1.667.588	1.667.588
**D	PUBLIC EMPLOYEES RETIREMENT SYSTEM OF MISSISSIPPI	0	1.119.031	1.119.031
**D	POWERSHARES S AND F GLOBAL EX CANADA HIGH DIVIDEND LOW VOLATILITY INDEX ETE	0	13.177	13.177
**D	NATIONAL ELEVATOR INDUSTRY HEALTH BENEFIT PLAN	0	111.100	111.100
**D	DUFF AND PHELPS GLOBAL UTILITY INCOME FUND INC	0	3.013.959	3.013.959
**D	HRCD RPMT HAP RHUMBLINE EAFE	0	4.038	4.038
**D	NATWEST DEP SPF EUROPE EQ SSGA	0	138.954	138.954
**D	PS FTSE IO BT EQ WT PORT	0	2.560	2.560
**D	FLORIDA RETIREMENT SYSTEM	0	2.466.383	2.466.383
**D	FLORIDA RETIREMENT SYSTEM	0	3.131.733	3.131.733
**D	HRCD RPMT HAP LAZARD ASSET MGMT	0	36.535	36.535
**D	AOHIT HAI RHUMBLINE EAFE THE ARCHDIOCESE OF HARTFORD INVESTMENT TRUST	0	4.611	4.611
**D	AOHIT HAI LAZARD ASSET MGT THE ARCHDIOCESE OF HARTFORD INVESTMENT TRUST	0	45.723	45.723
**D	ING PARAPLDFONDS I N.V.	0	655.749	655.749
**D	NN PF1NV NN PREMIUM DIVIDEND FUND	0	348.064	348.064
**D	ACADIAN INTERNATIONAL EQUITY FUND LLC	0	103.514	103.514
**D	ACADIAN NON US ALL CAP EQUITY FUND USD HEDGED LLC	0	368.773	368.773
**D	BOK KIC GAEQ16	0	1	1
**D	THE GOVERNMENT EMPLOYEES PENSION FUND GEFF	0	312.557	312.557
**D	BOK MCM DM FEQ	0	1	1
**D	GOLDMAN SACHS GMS ERISA GROUP TRUST	0	111.300	111.300
**D	NONUS EQUITY MGRSPORT I ACADIANAN	0	42.027	42.027
**D	SPRUCEGROVE NONUS EQUITY LLCIC	0	70.964	70.964
**D	AST PRU GRWTH ALL PTF OMA EAFE PDFF	0	292.154	292.154
**D	ACADIAN ALL COUNTRY WORLD MANAGED VOLATILITY EQUITY FUND LLC	0	68.963	68.963
**D	56053 IP GLOBAL EQUITIES I	0	456.411	456.411
**D	WILM MULTI MGR FD JO HAMBRO	0	238.500	238.500
**D	WILMINGTON MULTI MANAGER INTERNATIONAL FUND	0	101.489	101.489
**D	CEP DEP IP GLOBAL TARGETED RE FUND	0	1.114.712	1.114.712
**D	IVY EZENA INTERNATIONAL VALUE FUND	0	433.574	433.574
**D	PS FTSE RAFI DEVEL MAR EX US PORT	0	784.659	784.659
**D	POWERSHARES GLOBAL FUNDS IRELAND FLC	0	13.840	13.840
**D	PS FTSE RAFI EU UCITS ETF BNYMTCIL	0	7.877	7.877
**D	AST FI PYRAMIS QUANT AA IE SC PDGJ	0	971.662	971.662
**D	AST FI PYRAMIS QUANT AA GIB EQ PDGH	0	109.843	109.843
**D	PRU JEN GL INFRASTRUCTURE FUND PDLF	0	172.480	172.480

888

LISTA ESITO DELLE VOTAZIONI
OGGETTO: Autorizzazione all'acquisto e alla disposizione di azioni proprie, previa revoca dell'autorizzazione conferita dall'Assemblea ordinaria del 16 maggio 2019. Deliberazioni inerenti e conseguenti

FAVOREVOLI

Badge	Ragione Sociale	Proprio	Delega	Totale
**D	AST JENNISON GLOBAL INFRASTR PDMM	0	65.602	65.602
**D	AST JPM GL THEM PORT 2 INT EME PDNB	0	213.020	213.020
**D	AST BLKRRK GLBL STR INT SAE PDDC	0	13.515	13.515
**D	THE PRUDENTIAL SERIES FUND GLOBAL PORTFOLIO	0	280.300	280.300
**D	PSF FLEXIBLE MANAGED PORTF OMA	0	98.012	98.012
**D	PSF CONSERVATIVE BAL PORTF OMA	0	61.737	61.737
**D	PRU SECTOR FDS INC PRU UTILITY FD	0	11.780.717	11.780.717
**D	PRU QMA WRLO FD INC PRU INT EQTY	0	251.466	251.466
**D	PRUDENTIAL INVESTMENT PORTFOLIOS INC PRUDENTIAL BALANCED FUND	0	106.587	106.587
**D	FT NASDAQ SMART GRID INDEX FUND	0	37.631	37.631
**D	FT ISE GLOBAL WIND ENERGY INDEX END	0	277.120	277.120
**D	BNYMCIL GLG EUROPEAN EQ ALTER TRAD	0	305.843	305.843
**D	STICHTING BEDRIJFSTAKENSIOENFONDS VOOR DEZOEETWARENINDUSTRIE	0	326.173	326.173
**D	GREAT-WEST INTERNATIONAL INDEX FUND	0	582.285	582.285
**D	AST RCM WORLD TRENDS PORT PDBF	0	1.032.953	1.032.953
**D	ADVANCED SERIES TRUST-AST PRUDENTIAL GROWTH ALLOCATION PORTFOLIO	0	836.755	836.755
**D	STATE OF WISCONSIN INVESTMENT BOARD	0	380.758	380.758
**D	STATE OF WISCONSIN INVESTMENT BOARD	0	2.769.424	2.769.424
**D	STATE OF WISCONSIN INVESTMENT BOARD	0	1.831.025	1.831.025
**D	STATE OF WISCONSIN INVESTMENT BOARD	0	400.704	400.704
**D	THE BANK OF KOREA	0	2	2
**D	ACADIAN GLOBAL MANAGED VOLATILITY EQUITY FUND LLC	0	583.627	583.627
**D	THE STATE OF CONNECTICUT	0	61.260	61.260
**D	THE STATE OF CONNECTICUT ACTINGTHROUGH ITS TREASURER	0	89.100	89.100
**D	EMPLOYEES RETIREMENT SYSTEM OF TEXAS	0	894.647	894.647
**D	DEUTSCHE XTRKS MSCI ALL WORLD HDG	0	41.834	41.834
**D	CP3F LAZARD	0	232.717	232.717
**D	CANDLES PROVIDENT PENSION FUND	0	3.449	3.449
**D	NKB SI MOMENTUM AKTIER	0	111.362	111.362
**D	NKB SI MOMENTUM AKTIER AKK	0	9.669	9.669
**D	NKB SII DOW JONES SWI	0	182.479	182.479
**D	NKB SII EUROPE VALUE	0	278.980	278.980
**D	IQ CANDRIAM ESG INTERNATIONAL EQUITY ETF	0	40.678	40.678
**D	MARION BRADLEY PARTITION TRUST	0	65.376	65.376
**D	STICHTING BEDRIJFSPENSIOENFONDS	0	576.360	576.360
**D	KAPITALFORENINGEN INVESTIN PRO	0	13.062	13.062
**D	POWERSHARES S AND P INTERNATIONAL DEVELOPED HIGH DIVIDEND LOW VOLATILITY PORTFOLIO	0	16.765	16.765
**D	PNC GBL OMNIBUS CUSTODY	0	11.676	11.676
**D	AZL NFJ INTERNATIONAL VALUE FUND	0	60.616	60.616
**D	SPARTAN INTL INDEX	0	15.689.762	15.689.762
**D	TTEF PANAGORA DYN INTL EQ	0	5.836	5.836
**D	AD2F TSPC LAZARD	0	93.860	93.860

GPP

GA

LISTA ESITO DELLE VOTAZIONI
 Oggetto: Autorizzazione all'acquisto e alla disposizione di azioni proprie, previa revoca dell'autorizzazione conferita dall'Assemblea ordinaria del 16 maggio 2019. Deliberazioni inerenti e conseguenti

FAVOREVOLI

Badge	Ragione Sociale	Proprio	Delega	Totale
**D	ADIF APP LSV IE	0	99.900	99.900
**D	TXMF LAZARD	0	649.257	649.257
**D	STICHTING PENSIOENFONDS VAN DE AEN	0	715.382	715.382
**D	BELLSOUTH CORP RFA VEBBA TRUST	0	117.543	117.543
**D	ARCHDIOCESE OF NEW YORK MASTER TRUST	0	102.431	102.431
**D	SHELL PENSION TRUST	0	167.133	167.133
**D	SHELL PENSION TRUST	0	251.251	251.251
**D	MNVF SSGA INTL EQUITY	0	40.251	40.251
**D	IF1F LSV ASSET MGMT	0	199.200	199.200
**D	DREYFUS INDEX FUNDS INC DREYFUS INTERNATIONAL STOCK INDEX FUND	0	325.681	325.681
**D	DREYFUS INTERNATIONAL EQUITY FUND	0	1.179.138	1.179.138
**D	ECBSEG	0	371.490	371.490
**D	WRTF WCTC PZENA	0	83.716	83.716
**D	CITY OF MEMPHIS RETIREMENT SYSTEM	0	78.344	78.344
**D	LOUISIANA SHERIFFS ARROWSTREET	0	119.204	119.204
**D	EMPLOYEES RETIREMENT SYSTEM OF TEXAS	0	1.209.000	1.209.000
**D	LAZARD GLOBAL EQUITY INC FD ONSHORE	0	185.576	185.576
**D	LAZARD EUROPEAN ALPHA FUND	0	312.741	312.741
**D	PZENA INVESTMENT MGT	0	468.363	468.363
**D	PFI SYSTEMATEX INTERNATIONAL FD PGI	0	305.879	305.879
**D	APL RB EQ DEV MIRA	0	95.834	95.834
**D	BLL AQUILA LIFE FTSE RAFI DEVELOPED	0	1.131.329	1.131.329
**D	BLL AQUILA LIFE MSCI WORLD FUND	0	1.619.769	1.619.769
**D	BLL AQUILA LIFE OSEAS EQUITY FUND	0	6.846	6.846
**D	THE OPEC FUND FOR INTERNATIONAL DEVELOPMENT	0	367	367
**D	BR GLOBAL OPP PORT EQUITY SLEEVE	0	408.894	408.894
**D	BLL ASCENT LIFE EUROPEAN	0	125.297	125.297
**D	AST ACADEM STRAT RAJENNISON PD07	0	748.290	748.290
**D	TEACHERS' RETIREMENT SYSTEM OF LOUISIANA	0	129.239	129.239
**D	TEACHERS' RETIREMENT SYSTEM OF LOUISIANA	0	1	1
**D	SEMPRA ENERGY PENSION MASTER TRUST	0	233.197	233.197
**D	SEATTLE CITY EMPLOYEES RETIREMENT SYSTEM	0	78.870	78.870
**D	PS6F STATE STREET INTL EQ	0	622.873	622.873
**D	AST JPM SO CAPITAL PRESERV PD4G	0	85.769	85.769
**D	AST JPM SO EAFE OFF PD4D	0	53.412	53.412
**D	BLL AQUILA LIFE EUROPEAN EQUITY	0	5.204.967	5.204.967
**D	AIF 21104 LPI AKT EUROPA II	0	67.736	67.736
**D	INVESTINGSPORNINGEN LAEGERNES INVEST,	0	39.674	39.674
**D	AF81 LABOR SELECT INTL EQ	0	1.163.177	1.163.177
**D	DEUTSCHE XTRKS MSCI EURO CCYHDG	0	495.672	495.672
**D	ARC RB EQ DEV KAITOS	0	28.623	28.623
**D	POWERSHARES PUREBETA FTSE DEVELOPED EX NORTHAMERICA PORTFOLIO	0	1.194	1.194

SA

56

LISTA ESITO DELLE VOTAZIONE
 Oggetto: Autorizzazione all'acquisto e alla disposizione di azioni proprie, previa revoca dell'autorizzazione conferita dall'Assemblea ordinaria del 16 maggio 2019. Deliberazioni inerenti e conseguenti

FAVOREVOLI

Badge	Ragione Sociale	Proprio	Delega	Totale
**D	RTC EMULATION	0	72.854	72.854
**D	SCEF MONDRIAN	0	321.408	321.408
**D	SCEF SCE PANAGORA QUAL	0	188.961	188.961
**D	AB FOODS HEXAVEST	0	62.862	62.862
**D	AB FOODS HEXAVEST	0	8.531	8.531
**D	DEX FTSE DEV EX US COMP FACTOR	0	615.196	615.196
**D	ABN AMRO PF OBS RAFI 1000	0	61.704	61.704
**D	ASV RB EQ DEV MENKAR	0	19.212	19.212
**D	PGTF DR NON US EQUITY GT	0	155.500	155.500
**D	MCKINLEYCAPINTLGROWT	0	2.471.920	2.471.920
**D	DEUTSCHE XTRKS MSCI EAFE CCYHGD	0	17.715	17.715
**D	TGNF PANAGORA INTL EQ	0	334.780	334.780
**D	FARMERS GROUP INC EMPLOYEES PENSION PLAN TRUST	0	484.463	484.463
**D	FARMERS GROUP INC 401 K SAVINGS PLAN	0	2.605.885	2.605.885
**D	FARMERS GROUP INC 401 K SAVINGS PLAN	0	809.731	809.731
**D	ROWF GT ACWI EX US	0	1.304.006	1.304.006
**D	SBSA GEPF BLACKROCK EQUITY	0	1.150.133	1.150.133
**D	BOA PENSION PLAN MONDRIAN	0	928.534	928.534
**D	ALASKA PERMANENT FUND CORPORATION	0	380.124	380.124
**D	ALASKA PERMANENT FUND CORPORATION	0	9.476.085	9.476.085
**D	3M ERIP RAFI EAFE	0	93.385	93.385
**D	AP7 EQUITY FUND	0	312.609	312.609
**D	SISTERS OF CHARITY OF LEAVENWORTH HEALTH SYSTEM MASTER TRUST	0	48.820	48.820
**D	MSV JP MORGAN	0	208.600	208.600
**D	CYBF ATIVO CAPITAL MGMT	0	125.499	125.499
**D	CYBF LSV ASSET MGMT	0	598.464	598.464
**D	LEPF LAZARD	0	216.592	216.592
**D	RZSF3002 NON US EQ MONDRIAN	0	142.217	142.217
**D	RZSF3001 NON US GE W BLAIR	0	259.100	259.100
**D	RZSF1501 GLOBAL EQ HEXEVEST	0	982.876	982.876
**D	ATFF LAZARD	0	14.813	14.813
**D	ADEPT INVESTMENT MANAGEMENT PLC	0	13.340	13.340
**D	INVESCO PERPETUAL GLOBAL TARGETED INCOME FUND	0	428.092	428.092
**D	CEP DEP IP EURO EX UK ENH IND FD	0	188.000	188.000
**D	STICHTING BEDRIJFSTAKPENSIOENFONDS VOOR DEZOEETWARENINDUSTRIE EUROPAWES	0	189.383	189.383
**D	VIRGINIA RETIREMENT SYSTEM	0	2.422.000	2.422.000
**D	VIRGINIA RETIREMENT SYSTEM	0	1.588.338	1.588.338
**D	VIRGINIA RETIREMENT SYSTEM	0	503.941	503.941
**D	VIRGINIA RETIREMENT SYSTEM	0	243.395	243.395
**D	PMPT-INKA-FONDS	0	282.760	282.760
**D	THE ROMAN CATHOLIC ARCHBISHOP OF LOS ANGELES	0	3.489.000	3.489.000
**D	PLUMBERS AND PIPEFITTERS NATIONAL PENSION PLAN	0		
**D	AIC CAMBIAR INTERNATIONAL EQUITY FUND	0		

GA

LISTA ESITO DELLE VOTAZIONE
Oggetto: Autorizzazione all'acquisto e alla disposizione di azioni proprie, previa revoca dell'autorizzazione conferita dall'Assemblea ordinaria del 16 maggio 2019. Deliberazioni inerenti e conseguenti

FAVOREVOLI

Badge	Ragione Sociale	Proprio	Delega	Totale
**D	LAWRENCE LIVERMORE NATIONAL SECURITY LLC AND LOS ALAMOS NATIONAL SECURITY LLC DEFINED BENEFIT PLAN GROUP TRUST	128.737	0	0
**D	LIMS LLC AND LANS LLC DEFINED BENEFIT PLAN GROUP TRUST	0	558.725	558.725
**D	DEZF LSV ASSET MGMT	0	82.300	82.300
**D	MSV LIFE PLC	0	78.720	78.720
**D	VANGUARD GLOBAL DIVIDEND FUND	0	1.698	1.698
**D	EL2F EL2 LSV	0	33.900	33.900
**D	COUNTY EMPLOYEES ANNUITY AND BENEFIT FUND OF COOK COUNTY	0	70.240	70.240
**D	COUNTY EMPLOYEES ANNUITY AND BENEFIT FUND OF COOK COUNTY	0	295.170	295.170
**D	COUNTY EMPLOYEES ANNUITY AND BENEFIT FUND OF COOK COUNTY	0	446.083	446.083
**D	COUNTY EMPLOYEES ANNUITY AND BENEFIT FUND OF COOK COUNTY	0	800.889	800.889
**D	COUNTY EMPLOYEES ANNUITY AND BENEFIT FUND OF COOK COUNTY	0	136.046	136.046
**D	CASEY FP ARROWSTREET	0	6.523	6.523
**D	UNITED CHURCH FUNDS OMA BFF	0	144.500	144.500
**D	UNITED CHURCH FUNDS LSV ASSET MGMT	0	56.056	56.056
**D	QSBF PANAGORA	0	50.448	50.448
**D	BNYMFCIL FT EURO ALPHADEX UCITS ETF	0	1.491.342	1.491.342
**D	BNY MELLON INTERNATIONAL FUND	0	6.647	6.647
**D	DEUTSCHE XTRK MSCI STH EUR HDG ETF	0	130.022	130.022
**D	LRPF WILLIAM BLAIR	0	3.871	3.871
**D	COLUMBIA SUSTAINABLE INTL EQ ETF	0	406.300	406.300
**D	JDRF LSV NON US LONG	0	53.869	53.869
**D	IN8 COP TREAS PWP RHUMBLINE MSCI	0	776.625	776.625
**D	AB FOODS ARTEMIS	0	1.032.568	1.032.568
**D	CPA COP PSERS PSERS ACWI X US INDEX	0	73.676	73.676
**D	AON HEWITT COLLECTIVE INVESTMENT TRUST	0	747.029	747.029
**D	INTERNATIONALE KAPITALANLAGEGESELLSCHAFT MEH ACTING FOR ACCOUNT OF INKA PBEAKK	0	29.360	29.360
**D	AURION GLOBAL EQUITY FUND	0	868.935	868.935
**D	AZL INTERNATIONAL INDEX FUND	0	10.033.571	10.033.571
**D	BGF NEW ENERGY FD NAT RES	0	1.731.023	1.731.023
**D	BGF EUROPEAN VALDE FD	0	4.033.859	4.033.859
**D	BGF EURO MKTS FD EURO EQUITY PE	0	11.437	11.437
**D	BOK KIC AAEQ 3	0	527.500	527.500
**D	AON HEWITT GROUP TRUST	0	18.840	18.840
**D	WF KNIGHTS OF COLUMBUS MAST TR SSGA	0	90.911	90.911
**D	HE5F NJE INVEST GRP	0	9.959	9.959
**D	HAWAIIAN ELECTRIC INDUSTRIES INC MASTER VEBA TRUST	0	1.538.145	1.538.145
**D	ARBEJDSMARKEDETS TILLAEOSPENSION	0	1.387.458	1.387.458
**D	AMUNDI SGR SPA / AMUNDI RISPARMIO ITALIA	0	1.372.000	1.372.000
**D	AMUNDI SGR SPA/AMUNDI SVILUPPO ITALIA	0	1.745.542	1.745.542
**D	AMUNDI SGR SPA	0	149.195	149.195
**D	AMUNDI SGR SPA / OBBLIGAZIONARIO PIU' A DIS TRIBUZIONE	0	350.097	350.097
**D	AMUNDI SGR SPA / AZIONARIO VALORE EUROPA A DISTRIBUZIONE	0		

4.056

BF

502

LISTA ESITO DELLE VOTAZIONI

Oggetto: Autorizzazione all'acquisto e alla disposizione di azioni proprie, previa revoca dell'autorizzazione conferita dall'Assemblea ordinaria del 16 maggio 2019. Deliberazioni inerenti e conseguenti

FAVOREVOLI

Badge	Ragione Sociale	Proprio	Delega	Totale
**D	AMUNDI SGR SPA / AZIONARIO EUROPA	0	482.416	482.416
**D	AMJ GLOBAL BALANCED FUND 2017	0	58.458	58.458
**D	BLACKROCK GA ENHANCED EQUITY F	0	8.702	8.702
**D	AB CAP FUND INC AB FLEXFEE	0	13.760	13.760
**D	LSV FUNDS PLC	0	205.700	205.700
**D	AB SICAV I - ALTERNATIVE RISK	0	44.910	44.910
**D	AB SICAV I ALL MARKET TOTAL	0	5.580	5.580
**D	AFFINITY WORLD LEADERS EQUITY	0	2.710	2.710
**D	AB SICAV I ALL MARKET INCOME	0	508.177	508.177
**D	AB SICAV I - EUROZONE EQUITY F	0	9.191.336	9.191.336
**D	E.T.H.I.C.A	0	430.000	430.000
**D	AB SICAV I - EUROPEAN EQUITY P	0	2.154.461	2.154.461
**D	WELLS FARGO (LUX) WORLDWIDE FU	0	4.329	4.329
**D	PGIM ETF TRUST - PGIM OMA STRA	0	9.908	9.908
**D	AB SICAV I - LOW VOLATILITY I	0	285.740	285.740
**D	INTER EXPANSION	0	58.482	58.482
**D	BRIDGE BUILDER INTERNATIONAL	0	12.741.117	12.741.117
**D	FONDS PALLADIO	0	194.256	194.256
**D	AGF FCR ACTIONS	0	142.741	142.741
**D	AIM EQUITY EMU 1	0	888.853	888.853
**D	AZ AIR FRANCE ROCHE ACT EUR	0	106.452	106.452
**D	ALLIANZ CAVAMAC ACTIONS	0	85.443	85.443
**D	LYXOR EURO STOXX 300 DR	0	807.898	807.898
**D	ALLIANZ HOSPITALIERS EURO	0	400.000	400.000
**D	ALLIANZ HOSPI VAL DURABLES	0	400.000	400.000
**D	LYXOR STOXX EUROPE 600 (DR	0	1.899.621	1.899.621
**D	TOUCHSTONE FUNDS GROUP	0	119.570	119.570
**D	LYX FTSE EUR MIN VAR UC ETE	0	9.421	9.421
**D	MAAF ASSURANCES SA	0	927.636	927.636
**D	PROTEC BT	0	12.760	12.760
**D	MOOREA FUND - SELECTION EUR	0	214.357	214.357
**D	ALLIANZ VIE-HENAFF HERVE	0	229.088	229.088
**D	MUL - LYXOR ITALIA EQUITY FIR	0	144.034	144.034
**D	LA BANQUE POSTALE ASSET MANAGE	0	93.094	93.094
**D	LIF - LYXOR MSCI EMU VALUE DR	0	363.785	363.785
**D	ALLIANZ VIE ACE ACTIONS-HENAFF	0	377.630	377.630
**D	LYXOR INDEX FUND -LYXOR GLOB.F	0	14.838	14.838
**D	LYXOR CORE MSCI EMU DR UCITS	0	394.792	394.792
**D	LYXOR CORE MSCI WORLD (DR) UCI	0	115.765	115.765
**D	AZ VIE PFON RETRAITE ACTION-NE	0	289.633	289.633
**D	NESTLE FRANCE EQUILIBRE	0	87.148	87.148
**D	SG DIVERSIFIE ISR	0	263.890	263.890

13

16 W

LISTA ESITO DELLE VOTAZIONE
 Oggetto: Autorizzazione all'acquisto e alla disposizione di azioni proprie, previa revoca dell'autorizzazione conferita dall'Assemblea ordinaria del 16 maggio 2019. Deliberazioni
 inerenti e conseguenti

FAVOREVOLI

Badge	Ragione Sociale	Proprio	Delega	Totale
**D	SG ACTIONS INTERNATIONALES	0	338.506	338.506
**D	HALEVEY A3	0	500.165	500.165
**D	MNCEAU EUROPE VALUE	0	496.657	496.657
**D	CIPAV METROPOLE DIVERSIFIE	0	471.588	471.588
**D	MONCEAU ETHIQUE	0	188.075	188.075
**D	SMITH GROUP GLOBAL LARGE CAP	0	21.100	21.100
**D	TRUST AND CUSTODY SERVICES BAN	0	4.400	4.400
**D	AB SICAV I - EUROPE (EX UK) EQ	0	9.990	9.990
**D	BLACKROCK EUROFUND	0	231.696	231.696
**D	BLACKROCK GLOBAL ALLOCATION FU	0	19.002.184	19.002.184
**D	BLACKROCK GLOBAL SMALICAP FUND	0	3.367	3.367
**D	LYXOR MSCI EUROPE CLIMATE	0	1.340	1.340
**D	BLACKROCK GLOBAL ALLOCATION PO	0	149.367	149.367
**D	LYXOR MSCI WORLD CLIMATECHANGE	0	792	792
**D	BLACKROCK GLOBAL ALLOCATION VI	0	6.545.841	6.545.841
**D	LYXOR EURO STOXX 50 (DR)	0	265.945	265.945
**D	ACBERNSTEIN	0	991.010	991.010
**D	UF 6 A ACT	0	175.000	175.000
**D	TRUST CUSTODY SERVICES BANK, L	0	200.000	200.000
**D	ASI - PROGETTO SVILUPPO GLO	0	145.912	145.912
**D	CASSETTE DIVERSIFIE	0	307.557	307.557
**D	AM SOL IT-PROGETTO SVILUPPO GL	0	25.535	25.535
**D	SOECAP AP LOW CARBON	0	136.737	136.737
**D	SILVER INVESCO EURO EQUITY	0	294.174	294.174
**D	AMUNDI S.F-EURO EQ MARKET PLUS	0	158.286	158.286
**D	SG ACTIONS EUROPE MULTIGESTION	0	31.829	31.829
**D	DIVERSIFIE ACTIONS 50-65 DU CD	0	49.633	49.633
**D	AM SOL IT-PROGETTO CED 04 2024	0	23.492	23.492
**D	PIONEER INVESTMENTS TOTAL RETU	0	36.596	36.596
**D	AMUNDI SOLUZ IT-PROG CED 05 20	0	58.461	58.461
**D	TRUST AND CUSTODY SERVICES BAN	0	117.211	117.211
**D	AMUNDI SOLUZ IT-PROG CED 06 20	0	38.887	38.887
**D	AMUNDI SOLUZ IT-PROG CED 08 20	0	47.350	47.350
**D	THE NOMURA TRUST AND BANKING C	0	78.622	78.622
**D	AMUNDI SOLUZ IT-PROG CED 09 20	0	42.711	42.711
**D	AMUNDI SF-DIVERS TARG IN 11 21	0	4.971	4.971
**D	AMUNDI SOLUZ IT-PROG CED 12 20	0	19.137	19.137
**D	SG ACTIONS EUROPE	0	176.681	176.681
**D	SG ACTIONS EUROPE LARGE CAP	0	37.958	37.958
**D	AMUNDI SOLUZ IT-PROG CED 11 20	0	33.892	33.892
**D	LYXOR MSCI EUROPE UCITS ETF	0	1.456.404	1.456.404
**D	ACBERNSTEIN-DYNAMIC DIVERSIFI	0	5.102	5.102

50

LISTA ESITO DELLE VOTAZIONI

OGGETTO: Autorizzazione all'acquisto e alla disposizione di azioni proprie, previa revoca dell'autorizzazione conferita dall'Assemblea ordinaria del 16 maggio 2019. Deliberazioni inerenti e conseguenti

FAVOREVOLI

Badge	Ragione Sociale	Proprio	Delega	Totale
**D	LYX EUR STOXX 50 (DR) U E	0	7.176.699	7.176.699
**D	AMUNDI SOLUZ IT-PROG CED 02 21	0	16.585	16.585
**D	LYXOR INDEX FUND EURO	0	16.242	16.242
**D	AMUNDI SOLUZ IT-PROG CED 03 21	0	21.341	21.341
**D	NUVEEN GLOBAL INVESTORS FUND P	0	122.518	122.518
**D	2) NUMERIC INVESTORS LLC	0	95.900	95.900
**D	AMUNDI SOLUZ IT-PROG CED 05 21	0	21.062	21.062
**D	GLOBAL HIGH INCOME EQUITY FUND	0	151.369	151.369
**D	ETOILE ACTIONS RENDEMENT	0	433.168	433.168
**D	ETOILE ENERGIE EUROPE	0	108.415	108.415
**D	ANTARIUS ROTATION SECTORIELLE	0	85.414	85.414
**D	AMUNDI SOLUZ IT-PROG CED 06 21	0	16.537	16.537
**D	INVECO ASSET MANAGEMENT LIMIT	0	49.938	49.938
**D	ACBERNSTEIN FCP	0	7.340.755	7.340.755
**D	AMUNDI SOLUZ IT-PROG CED 08 21	0	9.674	9.674
**D	EMG EUROPE LAZARD AM	0	159.706	159.706
**D	ETOILE ACTIONS INTERNATIONALES	0	195.488	195.488
**D	AMUNDI SOLUZ IT-PROG CED 09 21	0	15.076	15.076
**D	AMUNDI SF-DIV TGT INC 11 2022	0	15.742	15.742
**D	CHERRY TREE FUND OF AMERICAN I	0	329.320	329.320
**D	AMUNDI SF-DIV TGT INC 11 2021	0	13.490	13.490
**D	AMUNDI SOLUZ IT-PROG CED 12 21	0	11.181	11.181
**D	TST TOUCHSTONE SUSTAINABILITY	0	1.702.324	1.702.324
**D	AMUNDI SOLUZ IT-PROG CED 02 22	0	26.714	26.714
**D	AB CAP FUND, INC.- AB INTERNAT	0	905.270	905.270
**D	AMUNDI SOLUZ IT-PROG CED 03 22	0	20.985	20.985
**D	AMUNDI SOLUZ IT-PROG CED 04 22	0	11.832	11.832
**D	AMUNDI SOLUZ IT-PROG CED 06 22	0	13.096	13.096
**D	ALLIANCEBERNSTEIN FUND DYNAMIC	0	30.778	30.778
**D	AMUNDI SOLUZ IT-PROG CED 05 22	0	13.242	13.242
**D	AMUNDI SOLUZ IT-PROG CED 10 22	0	13.773	13.773
**D	AM SOL IT- PROG CED 12 2022	0	19.495	19.495
**D	ASI-PROGETTO CEDOLA 04 2023	0	28.903	28.903
**D	AM SOL IT-PROG CED 05 2023	0	29.882	29.882
**D	AM SOL IT-PROG CED 06 2023	0	24.547	24.547
**D	ASI-PROGETTO CEDOLA 07 2023	0	22.002	22.002
**D	NUMERIC EUROPEAN EQUITY FUND A	0	71.600	71.600
**D	ASI-PROGETTO CEDOLA 09 2023	0	28.514	28.514
**D	ASI-PROGETTO CEDOLA 10 2023	0	28.792	28.792
**D	KOKUSAI EQUITY INDEX FU	0	205.086	205.086
**D	ASI-PROGETTO CEDOLA 12 2023	0	26.834	26.834
**D	CONSULTING GROUP CAPITAL MARKE	0	194.256	194.256

LISTA ESITO DELLE VOTAZIONI

Oggetto: Autorizzazione all'acquisto e alla disposizione di azioni proprie, previa revoca dell'autorizzazione conferita dall'Assemblea ordinaria del 16 maggio 2019. Deliberazioni inerenti e conseguenti

FAVOREVOLI

Badge	Regione Sociale	Proprio	Delega	Totale
**D	AMUNDI S.F.- EQ PLAN 60	0	17.352	17.352
**D	CNS GLOBAL LIST INFRASTRUCTUR	0	109.100	109.100
**D	AMUNDI S.F.-ABSOLUTE RET MULTI	0	17.906	17.906
**D	PI INVESTMENT FD-OPTIMISER	0	267.780	267.780
**D	PI IF -EMU EQUITY	0	379.755	379.755
**D	PI IF -EUROPEAN EQUITY	0	168.857	168.857
**D	AMUNDI SOLUZIONI IT-PROG. AZ.	0	32.138	32.138
**D	AMUNDI SOLUZ IT-PROG CED 09 22	0	25.136	25.136
**D	AMUNDI SOLUZ IT-PROG CED 07 22	0	10.761	10.761
**D	ERSTE-SPARINVEST KAPITAL.M.B.H	0	941.602	941.602
**D	AMUNDI LUXEMBOURG SA	0	393.738	393.738
**D	ESPERIDES- S.A. SICAV - SIF	0	118.483	118.483
**D	AMUNDI SIF GLOBAL ETHICAL EQUITIES	0	15.052	15.052
**D	LUX IM ESG GENERALI INVESTM DIVERS STRAT	0	383.135	383.135
**D	SEAYOND EUROPE MINVOL	0	1.747.013	1.747.013
**D	OSTROM EURO VALUE EQUITY	0	221.614	221.614
**D	SEAYOND EQUITY FACTOR INVESTING EUROPE	0	4.790	4.790
**D	VALIANT AKTIEN EUROP	0	24.697	24.697
**D	G FUND NEXT R EVOLUTIONS	0	593.935	593.935
**D	PRIVILEGE - JP MORGAN PAN EUROPEAN FLEXIBLE EQUITY	0	9.131	9.131
**D	SEAYOND EUROPE MARKET NEUTRAL	0	8.857	8.857
**D	DNB ASSET MANAGEMENT AB	0	40.896	40.896
**D	CLEOME INDEX GLOBAL EQUITIES	0	10.644	10.644
**D	CLEOME INDEX EUROPE EQUITIES	0	166.338	166.338
**D	CANDRIAM QUANT EQUITIES MULTI-FACTOR EMU	0	12.472	12.472
**D	CANDRIAM QUANT EQUITIES MULTI-FACTOR GLO	0	4.707	4.707
**D	CLEOME INDEX EMU EQUITIES	0	89.849	89.849
**D	CANDRIAM QUANT EQUITIES EUROPE	0	14.628	14.628
**D	CLEOME INDEX WORLD EQUITIES	0	7.474	7.474
**D	AMUNDI FUNDS MULTI ASSET CONSERVATIVE	0	81.861	81.861
**D	AMUNDI EURO STOXX 50	0	6.951.630	6.951.630
**D	AF DYNAMIC MULTI FACTO GLOBAL EQ-EUROPE	0	5.826	5.826
**D	CFR INVEST - FUTUR CITIES	0	44.470	44.470
**D	AMUNDI FUNDS EQUITY EUROPE RISK PARITY	0	81.838	81.838
**D	AMUNDI FUNDS DYNAMIC MULTI FACTORS EURO	0	1.081.857	1.081.857
**D	AMUNDI FUNDS DYNAMIC MULTI FACT EUROPE EQ	0	198.249	198.249
**D	AMUNDI INDEX MSCI EUROPE	0	1.635.132	1.635.132
**D	AMUNDI INDEX EQUITY GLOBAL LOW CARBON	0	230.067	230.067
**D	AMUNDI INDEX MSCI WORLD	0	255.760	255.760
**D	AMUNDI INDEX MSCI EMU	0	3.489.276	3.489.276
**D	AMUNDI FUNDS GLOBAL PERSPECTIVES	0	22.417	22.417
**D	AMUNDI INDEX EQUITY GLOBAL MULTI SMART ALLOCATION SCIENTIFIC BETA	0	16.350	16.350

EM

66

LISTA ESITO DELLE VOTAZIONE
OGGETTO: Autorizzazione all'acquisto e alla disposizione di azioni proprie, previa revoca dell'autorizzazione conferita dall'Assemblea ordinaria del 16 maggio 2019. Deliberazioni inerenti e conseguenti

FAVOREVOLI

Badge	Ragione Sociale	Proprio	Delega	Totale
**D	AMUNDI FUNDS EQUITY EURO RISK PARITY	0	578.118	578.118
**D	AMUNDI MSCI EUROPE EX UK	0	13.887	13.887
**D	AMUNDI PRIME EUROPE - UCITS ETF DR	0	14.671	14.671
**D	AMUNDI PRIME EUROZONE	0	153.544	153.544
**D	AMUNDI PRIME GLOBAL - UCITS ETF DR	0	18.101	18.101
**D	AMUNDI PRIME GLOBAL - UCITS ETF DR	0	3.639	3.639
**D	STRUCTURA	0	6.576.349	6.576.349
**D	AMUNDI FUNDS EUROPEAN EQUITY TARGET INCO	0	252.672	252.672
**D	AMUNDI FDS GLOBAL MULTI-ASSET TARGET INC	0	360.767	360.767
**D	AMUNDI FUNDS ABSOLUTE RETURN MULTI-SRRT	0	3.104.418	3.104.418
**D	AMUNDI FUNDS GLOBAL EQUITY TARGET INCOME	0	340.513	340.513
**D	AMUNDI FUNDS PIONEER FLEXIBLE OPPORTUNIT	0	250.000	250.000
**D	AMUNDI FUNDS REAL ASSETS TARGET INCOME	0	290.979	290.979
**D	AMUNDI FUNDS MULTI-STRATEGY GROWTH	0	40.187	40.187
**D	AMUNDI FUNDS GLOBAL MULTI-ASSET	0	75.261	75.261
**D	AMUNDI FDS GLOB MULTI-ASSET CONSERVATIVE	0	305.293	305.293
**D	AMUNDI FUNDS EURO MULTI-ASSET TARGET INC	0	44.467	44.467
**D	CPR INVEST-EUROPE SPECIAL SITUATIONS	0	700.000	700.000
**D	G FUND - TOTAL RETURN ALL CAP EUROPE	0	1.061.540	1.061.540
**D	NIF I ALLIANZ BERNSTEIN	0	51.600	51.600
**D	DMS STIRLING HOUSE BALANCED	0	57.100	57.100
**D	DMS STIRLING HOUSE DYNAMIC	0	158.000	158.000
**D	DMS STIRLING HOUSE GROWTH FUND	0	3.600	3.600
**D	DMS STIRLING HOUSE MONTHLY INCOME FUND	0	55.000	55.000
**D	DMS VERBATIM PORTFOLIO 5 INCOME FUND	0	56.425	56.425
**D	CENTRAL BANK OF IRELAND	0	519.240	519.240
**D	EDMOND DE ROTHSCHILD FUND INCOME EUROPE	0	1.010.500	1.010.500
**D	EDMOND DE ROTHSCHILD FUND EQUITY EURO CORE	0	83.410	83.410
**D	EDMOND DE ROTHSCHILD FUND II - INCOME 2024	0	473.000	473.000
**D	CNP ASSURANCES	0	146.000	146.000
**D	CNP ASSURANCES	0	43.776	43.776
**D	CNP ASSURANCES	0	264.784	264.784
**D	CNP ASSURANCES	0	10.750.000	10.750.000
**D	CNP ASSURANCES	0	33.563	33.563
**D	LA SAUVEGARDE (A) EUROPE	0	36.792	36.792
**D	FIDELIA ASSISTANCE	0	11.992	11.992
**D	MMA IARD SA (A) EUROPE	0	977.396	977.396
**D	ASSISTANCE PROTECTION JURIDIQUE (A) SUROP	0	87.820	87.820
**D	GME-VIE CANTON D (A) EUROPE	0	2.139.012	2.139.012
**D	GMF ASSURANCES (A) EUROPE	0	661.388	661.388
**D	MAAF SANTE	0	29.139	29.139
**D	MAAF VIE WINNEO PERP	0	5.599	5.599

LISTA ESITO DELLE VOTAZIONI

OGGETTO: Autorizzazione all'acquisto e alla disposizione di azioni proprie, previa revoca dell'autorizzazione conferita dall'Assemblea ordinaria del 16 maggio 2019. Deliberazioni inerenti e conseguenti

FAVOREVOLI

Badge	Ragione Sociale	Proprio	Delega	Totale
**D	MAAF VIE ACTIF GENERAL	0	1.101.335	1.101.335
**D	ABP IRRD	0	64.684	64.684
**D	LA BANQUE POSTALE PREVOYANCE	0	181.000	181.000
**D	APSA-SRI ABSOL RETURN MULTI-ASSETS N1	0	9.298	9.298
**D	APSA-SRI ABSOL RETURN MULTI-ASSETS N2	0	1.155	1.155
**D	GGVIE PREFON RETRAITE A	0	632.260	632.260
**D	CRAMA LOIRE BRETAGNE ACTIONS	0	59.733	59.733
**D	REGARD ACTIONS DEVELOPPEMENT DURABLE	0	285.000	285.000
**D	REGARD ACTIONS CROISSANCE	0	210.000	210.000
**D	ALZ DIVERSIFIE CAUMARTIN (POCHE EURO)	0	140.000	140.000
**D	AA ALLIANZ DIVERSIFIE	0	1.208.882	1.208.882
**D	ALLIANZ GLOBAL INVESTORS FRANCE	0	219.732	219.732
**D	CAVEC LA FRANCAISE DES PLACEMENTS DIVERSIFIE	0	115.068	115.068
**D	CARPIMKO ACTIONS LO	0	250.000	250.000
**D	VILLIERS DIAPASON	0	153.058	153.058
**D	EGEPARGNE 2	0	60.513	60.513
**D	SAFRAN DYNAMIQUE	0	53.266	53.266
**D	SAFRAN MIXTE SOLIDAIRE	0	10.951	10.951
**D	NATEXIS PERFORMANCE 09	0	149.951	149.951
**D	FCP CARPIMKO EUROPE	0	471.992	471.992
**D	IBM FRANCE	0	104.000	104.000
**D	FCP HAMELIN DIVERSIFIE FLEX II	0	8.636	8.636
**D	IBM FRANCE F	0	92.857	92.857
**D	DUGUAY ACTIONS EUROPE	0	135.122	135.122
**D	ERISA ACTIONS EUROPE N2	0	320.772	320.772
**D	ORANO DIVERSIFIE EQUILIBRE	0	37.820	37.820
**D	GROUPE CEA CROISSANCE (CEA2)	0	28.181	28.181
**D	HAMELIN ACTIONS EUROPE	0	123.051	123.051
**D	UFF CAP DIVERSIFIE	0	324.000	324.000
**D	AA NATIXIS MINIMUM VARIANCE	0	1.284.494	1.284.494
**D	FCP RL PREVOYANCE	0	273.930	273.930
**D	RSRC ACTIONS	0	1.025.616	1.025.616
**D	FCP CARBF DIVERSIFIE	0	492.802	492.802
**D	PERP PROGRESSIF	0	250.997	250.997
**D	ECUREUIL PROFIL 90	0	3.040.091	3.040.091
**D	UNIVERS CNP 1	0	163.810	163.810
**D	A.A. - BNP PAM -ISR	0	1.102.809	1.102.809
**D	BOURBON 7	0	82.230	82.230
**D	CONCORDE 96	0	226.813	226.813
**D	CNP MONTFARNASSE ACTIONS	0	308.586	308.586
**D	OACET	0	221.439	221.439
**D	AA LA FRANCAISE ISR	0	577.780	577.780

LISTA ESITO DELLE VOTAZIONI

Oggetto: Autorizzazione all'acquisto e alla disposizione di azioni proprie, previa revoca dell'autorizzazione conferita dall'Assemblea ordinaria del 16 maggio 2019. Deliberazioni inerenti e conseguenti

FAVOREVOLI

Badge	Ragione Sociale	Proprio	Delega	Totale
**D	CNP ACP ACTIONS LT	0	285.148	285.148
**D	FC CARPIMKO	0	695.120	695.120
**D	AAE MG	0	270.528	270.528
**D	OCIRP ACTIONS P	0	400.000	400.000
**D	EDMOND DE ROTHCHILD ASSET MANAGEMENT	0	489.540	489.540
**D	TESLA FOCHE ACTIONS	0	76.244	76.244
**D	FONDATION EUROPE	0	139.091	139.091
**D	AB CEPAO	0	18.350	18.350
**D	ADVIT ACT EU	0	225.275	225.275
**D	UECM ALSACE	0	22.000	22.000
**D	ARRCO LONG-TERME F	0	313.140	313.140
**D	UMR SELECT EUROPE RI	0	334.000	334.000
**D	ARRCO LONG TERME B NATIXIS INVEST MANAGERS INTERNAT	0	405.327	405.327
**D	HSBC GLOBAL ASSET MANAGEMENT	0	525.351	525.351
**D	CONTI PLACEMENTS	0	84.132	84.132
**D	MGEN ACTION	0	173.640	173.640
**D	TOTAL DIVERSIFIE EQUILIBRE & SOLIDAIRE	0	52.895	52.895
**D	MONGELAS	0	123.468	123.468
**D	NEUFLEZE VIE OPPORTUNITES	0	287.323	287.323
**D	EUROCORPORATE FG DIVERSIFIE	0	13.323	13.323
**D	LBPAM STRATEGIE PEA 1	0	63.575	63.575
**D	LBPAM ACTIONS EUROPE	0	265.098	265.098
**D	TONI ACTIONS 100	0	369.396	369.396
**D	VIVACCIO ACTIONS	0	2.446.984	2.446.984
**D	LBPAM ACTIONS MONDE	0	548.346	548.346
**D	LBPAM ACTIONS INDICE EURO	0	1.196.587	1.196.587
**D	LBPAM ACTIONS 80	0	306.346	306.346
**D	LBPAM ACTIONS EUROPE MONDE	0	204.061	204.061
**D	LBPAM ACTIONS EUROPE 50	0	192.864	192.864
**D	LBPAM STRATEGIE PEA 2	0	77.622	77.622
**D	LBPAM ACTIONS OFTI INDICE EURO	0	43.225	43.225
**D	CNP TOCQUEVILLE VALUE EUROPE ISR	0	1.054.753	1.054.753
**D	SG AMUNDI ASSET MANAGEMENT	0	26.743	26.743
**D	AP ACTIONS 1 EDRO	0	423.046	423.046
**D	ROFS-SMART INDEX EURO	0	535.186	535.186
**D	AP ACTIONS 3 MIN VOL	0	144.971	144.971
**D	PREDIQUANT A2 ACTIONS EUROPE	0	103.000	103.000
**D	CARP - INDO	0	841.369	841.369
**D	L.S. DYNAMIQUE ET SOLIDAIRE	0	19.000	19.000
**D	EPARGNE PRUDENCE THALES	0	159.281	159.281
**D	LV CHALLENGE	0	147.406	147.406
**D	N 1 RENDEMENT USINOR	0	40.944	40.944

60

LISTA ESITO DELLE VOTAZIONE
 Oggetto: Autorizzazione all'acquisto e alla disposizione di azioni proprie, previa revoca dell'autorizzazione conferita dall'Assemblea ordinaria del 16 maggio 2019. Deliberazioni inerenti e conseguenti

FAVOREVOLI

Badge	Ragione Sociale	Proprio	Delega	Totale
**D	JUNON ACTIONS OBLIGATIONS	0	141.969	141.969
**D	AMUNDI LABEL DYNAMIQUE ESR	0	244.363	244.363
**D	AMUNDI LABEL PRUDENCE ESR	0	205.276	205.276
**D	AMUNDI LABEL EQUILIBRE ESR	0	353.265	353.265
**D	ARRCO LONG TERME D ACTIONS	0	671.007	671.007
**D	ATOUT PULSATIONS	0	877.786	877.786
**D	LCL DYNAMIQUE	0	69.754	69.754
**D	VOCATION MARCHE ARIANESPACE CONSEIL DE SURVEILLANCE DU FCP	0	12.912	12.912
**D	LCL EQUILIBRE	0	74.202	74.202
**D	EDRN AMUNDI	0	272.766	272.766
**D	CRN AMUNDI ACTIONS	0	143.757	143.757
**D	PREDICA ISR EUROPE - ACTIONS	0	18.193	18.193
**D	PREDICA ISR MONDE - ACTIONS	0	11.150	11.150
**D	GRD 20 ACTIONS	0	1.108.281	1.108.281
**D	TECHNIP EQUILIBRE	0	86.273	86.273
**D	TECHNIP DYNAMIQUE	0	75.767	75.767
**D	SOLIDARITE	0	23.725	23.725
**D	VILLIERS ALTO	0	168.379	168.379
**D	EPARGNE ACTIONS MONDE ISR	0	151.146	151.146
**D	AMUNDI HORIZON	0	152.946	152.946
**D	ADP DIVERSIFIE DYNAMIQUE	0	41.965	41.965
**D	ICARE	0	208.118	208.118
**D	ROPS EURO P	0	1.323.542	1.323.542
**D	ARIA	0	19.665	19.665
**D	A.A. - GROUPAMA - ISR	0	1.157.175	1.157.175
**D	FCP GROUPAMA PHARMA DIVERSIFIE	0	145.000	145.000
**D	CAVEC GROUPAMA DIVERSIFIE	0	373.450	373.450
**D	CONTI GESTION	0	133.879	133.879
**D	FRAGUS	0	1.101.635	1.101.635
**D	PORT ROYAL EQUILIBRE	0	244.739	244.739
**D	ALLOCATION INVEST INDIANAPOLIS	0	332.724	332.724
**D	GROUPAMA NORD EST ACTIONS	0	90.567	90.567
**D	GROUPAMA CR ACTIONS EURO	0	37.346	37.346
**D	GROUPAMA CR GENOVA 1	0	293.403	293.403
**D	MICHELET TUNNEL	0	149.703	149.703
**D	GAN FRANCESELECT	0	92.704	92.704
**D	GAN EUROSTRATEGIE	0	117.662	117.662
**D	AGRICOLA TACTIQUE G	0	240.247	240.247
**D	FCP GROUPAMA GRAND EST GROUPAMA	0	36.504	36.504
**D	GROUPAMA PARIS VAL DE LOIRE ACTIONS EURO	0	100.269	100.269
**D	WALLON	0	250.274	250.274
**D	ASTORG CROISSANCE	0	586.534	586.534

Seo

EY

LISTA ESITO DELLE VOTAZIONI
 Oggetto: Autorizzazione all'acquisto e alla disposizione di azioni proprie, previa revoca dell'autorizzazione conferita dall'Assemblea ordinaria del 16 maggio 2019. Deliberazioni inerenti e conseguenti

FAVOREVOLI

Badge	Ragione Sociale	Proprio	Delega	Totale
**D	CHOIX SOLIDAIRES	0	23.340	23.340
**D	REGARD ACTIONS EURO	0	500.000	500.000
**D	COVEA FINANCE	0	662.395	662.395
**D	COVEA SOLIS	0	257.721	257.721
**D	COVEA PATRIMOINE	0	287.500	287.500
**D	COVEA FINANCE ACTI EUROPE	0	606.142	606.142
**D	COVEA FINANCE INVESTISSEMENT	0	682.110	682.110
**D	COVEA FINANCE HORIZON DURABLE	0	205.435	205.435
**D	COVEA ACTIONS RENDEMENT	0	1.513.816	1.513.816
**D	ECUREUIL PROFIL 75	0	1.062.168	1.062.168
**D	ING RENDEMENT EUROPE	0	100.000	100.000
**D	ECUREUIL INVESTISSEMENTS	0	5.809.075	5.809.075
**D	EGAMO ALLOCATION FLEXIBLE	0	83.007	83.007
**D	CNP ASSUR VALUE ET MOMENTUM	0	80.089	80.089
**D	OSTRUM ACTIONS EUROPE RENDEMENT	0	459.276	459.276
**D	OSTRUM ACTIONS EURO	0	1.780.068	1.780.068
**D	LIVRET-BOURSE INVESTISSEMENTS	0	976.426	976.426
**D	SEYOND ACTIONS EUROPEENNES	0	422.659	422.659
**D	FEDERAL OPTIMAL (PART B)	0	79.473	79.473
**D	OSTRUM ACTIONS EUROPE VALUE	0	1.366.000	1.366.000
**D	HSBC ACTIONS EUROPE	0	619.654	619.654
**D	HSBC EURO ACTIONS	0	117.029	117.029
**D	SEYOND EQUITY FACTOR INVESTING EURO	0	542.833	542.833
**D	GREAT EUROPEAN MODELS	0	1.129.404	1.129.404
**D	RENDEMENT DIVERSIFIE M	0	351.498	351.498
**D	PALATINE OR BLEU	0	429.820	429.820
**D	INDOSUEZ EUROPE PATRIMOINE	0	27.358	27.358
**D	INDOSUEZ EUROPE RENDEMENT	0	151.099	151.099
**D	UNIGESTION	0	831.000	831.000
**D	INDOSUEZ ALLOCATION PEA	0	40.265	40.265
**D	DORVAL CONVICTIONS	0	304.600	304.600
**D	DORVAL CONVICTIONS PEA	0	1.350.000	1.350.000
**D	INDOSUEZ BIENS REELS	0	536.000	536.000
**D	NATIXIS LCR ACTIONS EURO	0	95.000	95.000
**D	FEDERAL ETHI-PATRIMOINE	0	542.850	542.850
**D	HARMONIE ALLOCATION	0	661.240	661.240
**D	HARMONIE EQUILIBRE	0	211.820	211.820
**D		0	104.600	104.600
**D		0	166.408	166.408
**D		0	20.835	20.835
**D		0	66.395	66.395
**D		0	137.879	137.879

LISTA ESITO DELLE VOTAZIONI

Oggetto: Autorizzazione all'acquisto e alla disposizione di azioni proprie, previa revoca dell'autorizzazione conferita dall'Assemblea ordinaria del 16 maggio 2019. Deliberazioni inerenti e conseguenti

FAVOREVOLI

Badge	Ragione Sociale	Proprio	Delega	Totale
**D	RICHELIEU CITYZEN	0	70.000	70.000
**D	S.YTIC	0	30.000	30.000
**D	METROPOLE EURO SRI	0	344.548	344.548
**D	METROPOLE SELECTION	0	1.638.829	1.638.829
**D	DORVAL GLOBAL CONVICTIONS PATR	0	11.780	11.780
**D	CNP ASSUR EUROPE NEUFLIZE OBC	0	499.729	499.729
**D	LEPAM ACTIONS EURO FOCUS EMERGENT	0	343.411	343.411
**D	LA BANQUE POSTALE ASSET MANAGEMENT	0	8.485	8.485
**D	AMUNDI STRATEGIES ACTIONS EUROPE CORE + EURO	0	34.322	34.322
**D	LCL ACTIONS EUROPE CORE EURO	0	12.313	12.313
**D	CPR EUROLAND PREMIUM	0	300.197	300.197
**D	ATOUT EUROLAND RESTRUCTURATION	0	148.283	148.283
**D	LCL ACTIONS EURO.CORE+	0	150.395	150.395
**D	PREDIQUANT EURO.CROISSANCE A2	0	166.818	166.818
**D	AMUNDI STRATEGIES ACTIONS EUROPE RISK PARITY	0	19.604	19.604
**D	LCL ACTIONS EURO RESTRUCTURATION	0	50.602	50.602
**D	AMUNDI RENDEMENT PLUS	0	310.466	310.466
**D	CPR EUROPE NOUVELLE	0	959.757	959.757
**D	CPR EUROPE	0	514.971	514.971
**D	AMUNDI PATRIMOINE PEA	0	196.055	196.055
**D	FOC A2 POCHE TITRES	0	61.469	61.469
**D	LCL ACTIONS MONDE BORS EUROPE EURO	0	110.000	110.000
**D	ATOUT EUROLAND CORE	0	349.578	349.578
**D	BFT EURO FUTUR ESG	0	275.327	275.327
**D	AMUNDI PATRIMOINE	0	305.000	305.000
**D	CPR CONSOMMATEUR ACTIONNAIRE	0	141.159	141.159
**D	CPR EURO HIGH DIVIDEND	0	38.328	38.328
**D	AMUNDI ACTIONS EUROPE ISR	0	764.684	764.684
**D	ASSURDIX	0	175.383	175.383
**D	AMUNDI EUROPE MONDE	0	947.013	947.013
**D	AMUNDI RESA ACTIONS EURO	0	164.232	164.232
**D	ATOUT MODERATIONS	0	842.592	842.592
**D	AMUNDI RESA ACTIONS EUROPE	0	304.324	304.324
**D	HYMNOS	0	29.567	29.567
**D	AMUNDI ACTIONS EURO ISR	0	34.491	34.491
**D	AMUNDI ACTIONS RESTRUCTURATIONS	0	753.187	753.187
**D	AMUNDI RESA ESG ACTIONS EURO	0	362.519	362.519
**D	GROUPAMA FRANCE STOCK	0	2.933.840	2.933.840
**D	EURO CAPITAL DURABLE	0	131.035	131.035
**D	GROUPAMA AVENIR ALL CAP EURO	0	1.733.397	1.733.397
**D	GROUPAMA EUROPE STOCK	0	266.000	266.000
**D		0	16.800	16.800

LISTA ESITO DELLE VOTAZIONI

OGGETTO: Autorizzazione all'acquisto e alla disposizione di azioni proprie, previa revoca dell'autorizzazione conferita dall'Assemblea ordinaria del 16 maggio 2019. Deliberazioni inerenti e conseguenti

FAVOREVOLI

Badge	Ragione Sociale	Proprio	Delega	Totale
**D	GROUPAMA EUROPE EQUITIES	0	109.840	109.840
**D	GROUPAMA ASSET MANAGEMENT	0	321.886	321.886
**D	G FUND - WORLD VISION R	0	365.183	365.183
**D	TA-ITA AZIONI	0	55.138	55.138
**D	EPARGNE ETHIQUE ACTIONS	0	40.538	40.538
**D	ECOFI ACTIONS RENDEMENT	0	58.000	58.000
**D	ECOFI INVESTISSEMENT EURO	0	60.516	60.516
**D	ECOFI ACTIONS SCR	0	53.871	53.871
**D	POLLUX	0	32.000	32.000
**D	EDMOND DE ROTHSCHILD EURO SUSTAINABLE GROWTH	0	1.483.690	1.483.690
**D	EDMOND DE ROTHSCHILD EQUITY EUROPE SOLVE	0	656.924	656.924
**D	EDMOND DE ROTHSCHILD ASSET MANAGEMENT (EDRAM)	0	68.620	68.620
**D	EPOQUE	0	421.309	421.309
**D	CNP ASSUR EDRAM ACTIONS EUROPE	0	1.157.900	1.157.900
**D	EUROPA	0	900.000	900.000
**D	AMUNDI DIVIDENDO ITALIA	0	2.700.000	2.700.000
**D	AMUNDI BILANCIATO EURO	0	16.035	16.035
**D	AMUNDI BEST SELECTION PLUS	0	37.042	37.042
**D	AMUNDI BEST SELECTION TOP	0	16.384	16.384
**D	AMUNDI BEST SELECTION CLASSIC	0	20.486	20.486
**D	AMUNDI DISTRIBUZIONE ATTIVA	0	25.879	25.879
**D	AMUNDI CEDOLA 2021	0	23.261	23.261
**D	AMUNDI OBIETTIVO RISPARMIO 2022	0	1.384	1.384
**D	AMUNDI OBIETTIVO CRESCITA 2022	0	10.179	10.179
**D	AMUNDI OBIETTIVO RISPARMIO 2022 DUE	0	1.342	1.342
**D	AMUNDI OBIETTIVO CRESCITA 2022 DUE	0	10.514	10.514
**D	AMUNDI OBIETTIVO RISPARMIO 2022 TRE	0	1.185	1.185
**D	AMUNDI OBIETTIVO RISPARMIO 2022 QUATTRO	0	1.126	1.126
**D	MAN MULTI-STRATEGY MASTER FUND MAPLES CORPORATE SERVICES LIMITES	0	16.517	16.517
**D	MAN QUALIFYING INVESTOR FUNDS PLC MAN GLG ELS MASTER CIF	0	37.672	37.672
**D	GLG EUROPEAN LONG-SHORT MASTER FUND LTD MAPLES CORPORATE SERVICES LIMITED	0	6.161	6.161
**D	GLG EUROPEAN LONG SHORT FUND MAPLES CORPORATE SERVICES LIMITED	0	48.249	48.249
**D	MAN GLG TOPAZ LIMITED C/O MAPLES CORP SVCS LTD	0	47.892	47.892
**D	AHL INSIGHT LIMITED	0	403	403
**D	OLD NORTH STATE HEDGED EQUITY MWT LLC	0	72.350	72.350
**D	ALPHAMATICS MASTER FUND LTD C/O APPLEBY TRUST , (CAYMAN) LTD	0	200.000	200.000
**D	MAN FUNDS XII SPC - MAN 1783 III SP MAPLES CORPORATE SERVICES LIMITED	0	11.400	11.400
**D	LANSOWNE ICAY-LANSOWNE CLEAN ENERGY FUND	0	359.877	359.877
**D	LANSOWNE CLEAN ENERGY FUND L.P.C/O CORPORATION SERVICE COMPANY	0	300.657	300.657
**D	NORGES BANK	0	2.700.415	2.700.415
**D	JANA PASSIVE GLOBAL SHARE TRUST	0	411.941	411.941
**D	MLC INVESTMENTS, MLC LIMITED	0	1.820.179	1.820.179

SB

LISTA ESITO DELLE VOTAZIONE
Oggetto: Autorizzazione all'acquisto e alla disposizione di azioni proprie, previa revoca dell'autorizzazione conferita dall'Assemblea ordinaria del 16 maggio 2019. Deliberazioni inerenti e conseguenti

FAVOREVOLI

Badge	Ragione Sociale	Proprio	Delega	Totale
**D	MLC INVESTMENTS, MLC LIMITED	0	67.801	67.801
**D	MARITIME SUPER	0	125.400	125.400
**D	VICTORIAN SUPERANNUATION FUND	0	238.745	238.745
**D	UBS ASSET MANAGEMENT (AUSTRALIA) LTD	0	121.945	121.945
**D	TASPLAN SUPERANNUATION FUND	0	261.074	261.074
**D	MLC INVESTMENTS, MLC LIMITED	0	1.314.556	1.314.556
**D	EQUIPSUPER	0	137.548	137.548
**D	CARE SUPER	0	6.844	6.844
**D	PLATFORM SECURITIES NOMINEES LIMITED	0	3.519.295	3.519.295
**D	ALLIANZ SUISSE LEBENSVERSICHERUNGS-GESELLSCHAFT AG	0	1.203.930	1.203.930
**D	AUSTRALIAN MEAT INDUSTRY SUPERANNUATION TRUST	0	306.909	306.909
**D	KL EUROSTOXX50 DB	0	141.138	141.138
**D	UBS FUND MANAGEMENT (LUXEMBOURG) SA	0	23.126	23.126
**D	UBS FUND MANAGEMENT (LUXEMBOURG) SA	0	31.700	31.700
**D	UBS FUND MANAGEMENT (LUXEMBOURG) SA	0	25.988	25.988
**D	UBS FUND MANAGEMENT (LUXEMBOURG) SA	0	37.310	37.310
**D	UBS FUND MANAGEMENT (LUXEMBOURG) SA	0	38.279	38.279
**D	UBS FUND MANAGEMENT (LUXEMBOURG) SA	0	25.330	25.330
**D	UBS FUND MANAGEMENT (LUXEMBOURG) SA	0	182.498	182.498
**D	UBS (LUX) KEY SELECTION SICAV	0	1.378.526	1.378.526
**D	UBS FUND MANAGEMENT (LUXEMBOURG) SA	0	17.410	17.410
**D	UBS FUND MANAGEMENT (LUXEMBOURG) SA	0	54.000	54.000
**D	UBS FUND MANAGEMENT (LUXEMBOURG) SA	0	39.473	39.473
**D	UBS (LUX) SICAV 1	0	2.061.451	2.061.451
**D	UBS (LUX) EQUITY SICAV	0	129.977	129.977
**D	UBS FUND MANAGEMENT (LUXEMBOURG) SA	0	99.006	99.006
**D	UBS FUND MANAGEMENT (LUXEMBOURG) SA	0	148.304	148.304
**D	UBS FUND MANAGEMENT (LUXEMBOURG) SA	0	118.237	118.237
**D	UBS (LUX) STRATEGY SICAV-SYSTEMATIC - ALLOCATION PF DEFENSIVE (USD)	0	302.968	302.968
**D	UBS (LUX) STRATEGY SICAV-SYSTEMATIC - ALLOCATION PF MEDIUM (USD)	0	100.842	100.842
**D	UBS (LUX) STRATEGY SICAV SAP DYNAMIC (USD)	0	64.417	64.417
**D	UBS (LUX) KEY SELECTION SICAV - SYSTEMATIC ALLOCAT PTF EQUITY (USD)	0	41.996	41.996
**D	STRATEGY SICAV	0	87.652	87.652
**D	UBS FUND MANAGEMENT (LUXEMBOURG) SA	0	2.221.354	2.221.354
**D	UBS FUND MANAGEMENT (LUXEMBOURG) SA	0	32.000	32.000
**D	UBS FUND MANAGEMENT (LUXEMBOURG) SA	0	53.675	53.675
**D	UBS FUND MANAGEMENT (LUXEMBOURG) SA	0	326.758	326.758
**D	UBS FUND MANAGEMENT (LUXEMBOURG) SA	0	2.206.464	2.206.464
**D	UBS FUND MANAGEMENT (SWITZERLAND) AG.	0	385.079	385.079
**D	UBS FUND MANAGEMENT (SWITZERLAND) AG.	0	158.970	158.970
**D	UBS FUND MGT (CH) AG CHO467/UBSCHIF2-EQ GLOB	0	27.206	27.206
**D	UBS ASSET MANAGEMENT (U.K.) LTD FUND MANAGEMENT SWITZERLAND	0	53.041	53.041

514

LISTA ESITO DELLE VOTAZIONE
OGGETTO: Autorizzazione all'acquisto e alla disposizione di azioni proprie, previa revoca dell'autorizzazione conferita dall'Assemblea ordinaria del 16 maggio 2019. Deliberazioni inerenti e conseguenti

FAVOREVOLI

Badge	Ragione Sociale	Proprio	Delega	Totale
**D	DBS FUND MANAGEMENT (SWITZERLAND) AG.	0	3.893.149	3.893.149
**D	AGORA MASTER FUND LIMITED APLEBY TRUST (CAYMAN) LTD	0	1.400.000	1.400.000
**D	ENGADINE EQUITY MASTER FUND	0	1.045.407	1.045.407
**D	VITTORIA FUND - EP.L.P. C/O THE CORPORATION TRUST COMPANY	0	285.527	285.527
**D	LANSOWNE ENERGY DYNAMICS MASTER LP	0	2.142.108	2.142.108
**D	BIG RIVER GROUP FD SPC LLC-EQ SEGREGATED PORTFOLIO C/O ALPHAGEN CAPITAL LTD	0	90.818	90.818
**D	ALPHANATICS MASTER FUND LTD CO PICTET ASSET MANAGEMENT SA.	0	513.975	513.975
**D	BOSTON PARTNERS GLOBAL INVESTORS, INC.	0	17.079	17.079
**D	GMO MASTER PORTFOLIOS (ONSHR) LP GMO TAX MGD BCHKM FRE FD CO GRANTHAM MAYO VAN OTTERLOO AND CO LLC	0	39.458	39.458
**D	COLONIAL FIRST STATE INVIT LTD RE COMMONWEALTH SPLST FUND 10 C/O ACADIAN ASSET MANAGEMENT LLC	0	30.601	30.601
**D	JANUS HENDERSON CAPELLA FUND LIMITED C/O ALPHAGEN CAPITAL LTD	0	134.021	134.021
**D	RBC ISB - MMA VIE SA	0	2.259.188	2.259.188
**D	KAYNE ANDERSON MIDSTREAM INSTITUTIONAL FUND LP	0	280.800	280.800
**D	KAYNE EQUITY YIELD STRATEGIES LP	0	88.300	88.300
**D	KAYNE ANDERSON REAL ASSET FUND LP	0	2.900	2.900
**D	KAYNE ANDERSON INCOME PARTNERS LP	0	3.200	3.200
**D	KAYNE ANDERSON CAPITAL INCOME PARTNERS (QP) LP	0	57.300	57.300
**D	KAYNE ANDERSON MLP FUND LP	0	236.180	236.180
**D	ARTSFARE 2005 TRUST	0	63.730	63.730
**D	ASSET MANAGEMENT EXCHANGE CCF	0	763.420	763.420
**D	BROOKFIELD GLOBAL INFRASTRUCTURE SECURITIES INCOME FUND	0	192.800	192.800
**D	CBRE CLARION REAL ASSET LONG/SHORT FUND LP	0	19.493	19.493
**D	CHICAGO TRANSIT AUTHORITY RETIREE HEALTHCARE TRUST	0	105.108	105.108
**D	CI SIGNATURE CANADIAN EQUITY PLUS FUND	0	4.984	4.984
**D	STICHTING PENSIOENFONDS ING	0	346.642	346.642
**D	DIGNITY HEALTH RETIREMENT PLAN TRUST	0	481.019	481.019
**D	DIGNITY HEALTH	0	286.076	286.076
**D	DUKE ENERGY CORPORATION MASTER RETIREMENT TRUST	0	310.192	310.192
**D	CARPENTERS RETIREMENT PLAN OF WESTERN WASHINGTON	0	321.571	321.571
**D	SPARTAN GROUP TRUST FOR EMPLOYEE BENEFIT PLANS	0	2.871.052	2.871.052
**D	FRESNO COUNTY EMPLOYEES' RETIREMENT ASSOCIATION	0	201.170	201.170
**D	FIREMEN'S ANNUITY AND BENEFIT FUND OF CHICAGO	0	35.724	35.724
**D	BANK OF BOTSWANA	0	83.201	83.201
**D	BANNER HEALTH	0	238.400	238.400
**D	USAA MASTER TRUST (PENSION AND RSP)	0	23.065	23.065
**D	CAMPBELL PENSION PLANS MASTER RETIREMENT TRUST	0	195.923	195.923
**D	CITY OF FRESNO RETIREMENT SYSTEMS	0	246.825	246.825
**D	CITIBANK EUROPE PLC AS TRUSTEE FOR STANDARD LIFE WEALTH BALANCED BRIDGE FUND	0	1.982.295	1.982.295
**D	HSBC - NORTH AMERICA (U.S.) PENSION TRUST	0	212.930	212.930
**D	LOS ANGELES CITY EMPLOYEES RETIREMENT SYSTEM	0	3.816.303	3.816.303
**D	POLICE RETIREMENT SYSTEM OF KANSAS CITY, MISSOURI	0	87.100	87.100

SIS

GA

LISTA ESITO DELLE VOTAZIONE

Objetto: Autorizzazione all'acquisto e alla disposizione di azioni proprie, previa revoca dell'autorizzazione conferita dall'Assemblea ordinaria del 16 maggio 2019. Deliberazioni inerenti e conseguenti

FAVOREVOLI

Badge	Ragione Sociale	Proprio	Delega	Totale
**D	BAPTIST FOUNDATION OF TEXAS DBA HIGHGROUND ADVISORS	0	183.152	183.152
**D	WEST VIRGINIA INVESTMENT MANAGEMENT BOARD	0	1.683.500	1.683.500
**D	TEACHERS RETIREMENT SYSTEM OF OKLAHOMA	0	1.299.358	1.299.358
**D	STATE OF UTAH SCHOOL AND INSTITUTIONAL TRUST FUNDS TRUST FUNDS	0	143.200	143.200
**D	IBM DIVERSIFIED GLOBAL EQUITY FUND	0	246.797	246.797
**D	CIVILIAN EMPLOYEES' RETIREMENT SYSTEM OF THE POLICE DEPARTMENT OF KANSAS AS CITY MISSOURI	0	14.200	14.200
**D	COMMONFUND STRATEGIC SOLUTIONS GLOBAL EQUITY, LLC	0	17.600	17.600
**D	CYMI EQUITY LP	0	58.035	58.035
**D	DANSKE INVEST SICAV EUROPE HIGH DIVIDEND	0	246.591	246.591
**D	NATIONAL WESTMINSTER BANK PLC AS TRUSTEE OF KES STRATEGIC INVESTMENT FUND	0	44.256	44.256
**D	DB RESIDUARY TRUST FOR JOEL G. BROIDA U/I DTD 9/3/1981	0	5.647	5.647
**D	DB RESIDUARY TRUST FOR MARNA J. BROIDA U/I DATED SEPTEMBER 3, 1981	0	5.652	5.652
**D	DB RESIDUARY TRUST FOR MELANIE B. WERL U/I DATED SEPTEMBER 3 1981	0	5.647	5.647
**D	DB RESIDUARY TRUST FOR RICHARD A. BROIDA U/I DATED 9/3/1981	0	5.652	5.652
**D	ELO MUTUAL PENSION INSURANCE COMPANY ELO MUTUAL PENSION INSURANCE COMPANY	0	2.307.413	2.307.413
**D	PZENA GLOBAL FOCUSED VALUE FUND	0	5.997	5.997
**D	BT PENSION SCHEME LLOYDS CHAMBERS	0	6.896.739	6.896.739
**D	STICHTING HEINEREN PENSIOENFONDS	0	521.955	521.955
**D	IBM PENSION PLAN	0	56.213	56.213
**D	STICHTING PENSIOENFONDS SAGITARIUS	0	293.702	293.702
**D	STICHTING PENSIOENFONDS VAN DE METALEKTRO (PME)	0	4.456.047	4.456.047
**D	DELAWARE PUBLIC EMPLOYEES RETIREMENT SYSTEM	0	446.386	446.386
**D	LINCOLNSHIRE COUNTY COUNCIL PENSION FUND	0	355.706	355.706
**D	THE BOARD OF THE PENSION PROTECTION FUND RENAISSANCE	0	205.402	205.402
**D	CHEVRON UK PENSION PLAN	0	196.762	196.762
**D	TREDJE AP-FONDEN	0	5.098.045	5.098.045
**D	PUBLIC EMPLOYEES RETIREMENT ASSOCIATION OF COLORADO	0	6.751.320	6.751.320
**D	DOW RETIREMENT GROUP TRUST THE DOW CHEMICAL COMPANY	0	317.180	317.180
**D	DOW RETIREMENT GROUP TRUST THE DOW CHEMICAL COMPANY	0	1.121.980	1.121.980
**D	FUTURE FUND BOARD OF GUARDIANS FOR AND ON BEHALF OF FUTURE FUND	0	583.868	583.868
**D	FUTURE FUND BOARD OF GUARDIANS FOR AND ON BEHALF OF THE MEDICAL RESEARCH FUTURE FUND	0	238.541	238.541
**D	MRF INVEST COMPANY NO. 2 PTY LTD	0	626.886	626.886
**D	HP INVEST COMMON CONTRACTUAL FUND	0	292.012	292.012
**D	NORTHERN TRUST UCITS COMMON CONTRACTUAL FUND	0	4.138.339	4.138.339
**D	COLONIAL FIRST STATE WHOLESALE INDEXED GLOBAL SHARE FUND	0	288.870	288.870
**D	COMMONWEALTH GLOBAL SHARE FUND 17	0	424.217	424.217
**D	COLONIAL FIRST STATE INVESTMENT FUND 50	0	359.960	359.960
**D	COLONIAL FIRST STATE WHOLESALE ACADIAN GLOBAL EQUITY FUND	0	62.958	62.958
**D	COMMONWEALTH GLOBAL SHARE FUND 30	0	161.753	161.753
**D	MUNICIPAL EMPLOYEES' ANNUITY AND BENEFIT FUND OF CHICAGO	0	19.928	19.928
**D	MUNICIPAL EMPLOYEES' ANNUITY AND BENEFIT FUND OF CHICAGO	0	116.900	116.900
**D	ESMOND HARMSWORTH 1998 FAMILY SETTLEMENT CODAN TRUST COMPANY LIMITED	0	32.519	32.519

516

LISTA ESITO DELLE VOTAZIONI
OGGETTO: Autorizzazione all'acquisto e alla disposizione di azioni proprie, previa revoca dell'autorizzazione conferita dall'Assemblea ordinaria del 16 maggio 2019. Deliberazioni inerenti e conseguenti

FAVOREVOLI

Badge	Regione Sociale	Proprio	Delega	Totale
**D	FIAM GLOBAL LOW VOLATILITY EQUITY FUND, L.P.	0	286.952	286.952
**D	UNITED NATIONS RELIEF AND WORKS AGENCY FOR PALESTINE REFUGEES IN THE NEAR EAST UNRWA HEADQUARTERS BAYADER WADI AL-SEER A	101.774		0
**D	101.774	42.874		0
**D	UNITED NATIONS RELIEF AND WORKS AGENCY FOR PALESTINE REFUGEES IN THE NEAR EAST UNRWA HEADQUARTERS BAYADER WADI AL-SEER A	0	35.158	35.158
**D	42.874		3.648	3.648
**D	US RETIREMENT TRUST	0	70.663	70.663
**D	VIRGINIA C.MARS REVOCABLE TRUST DATED AUGUST 6, 1991	0	24.511	24.511
**D	WHEELS COMMON INVESTMENT FUND	0	3.451	3.451
**D	S. ROBSON WALTON 2010 TRUST	0	19.379	19.379
**D	JCW 1987 ARTICLE II DESC TRUST FBO TLM	0	30.928	30.928
**D	S. ROBSON WALTON 2009 GRAT NO. 4 ARTICLE II TRUST	0	17.620	17.620
**D	S. STEUART L. WALTON FAMILY TRUST UAD 3/19/13	0	4.744	4.744
**D	FLEURI HOLDINGS LLC	0	87.625	87.625
**D	EXELON CORPORATION NUCLEAR DECOMMISSION TRUST - NON TAX QUALIFIED	0	13.123	13.123
**D	HRW TESTAMENTARY TRUST NO. 7	0	180.288	180.288
**D	FOLGER LEVIN LLP PROFIT SHARING PLAN AND TRUST FOLGER LEVIN LLP	0	12.440	12.440
**D	THE BUILDERS INITIATIVE INC	0	8.901	8.901
**D	THOMAS L. WALTON FAMILY TRUST UAD 03/19/13	0	31.807	31.807
**D	SAMPFORD UNIVERSITY PENSION PLAN TRUST	0	1.320.262	1.320.262
**D	FRANFOR NOMINEES LIMITED ACTING IN ITS CAPACITY AS NOMINEE FOR DAVID E AROLD PRINDLE BRADBURY	0	470.880	470.880
**D	MASTER TRUST AGREEMENT BETWEEN PFIZER INC AND THE NORTHERN TRUST COMPANY	0	107.400	107.400
**D	PHILLIPS 66 RETIREMENT PLAN TRUST	0	31.804	31.804
**D	FREEMONT MINERALS CORPORATION DEFINED BENEFIT MASTER TRUST FREEFOR T - MCMORAN	0	753.586	753.586
**D	FRANFOR NOMINEES LIMITED ACTING IN ITS CAPACITY AS NOMINEE FOR GEORGE SWITHIN RODDIS BRADBURY	0	3.512.160	3.512.160
**D	GENERAL PENSION AND SOCIAL SECURITY AUTHORITY GFSSA	0	4.110.674	4.110.674
**D	GQG PARTNERS INTERNATIONAL EQUITY FUND - GQG PARTNERS SERIES LLC CAPITAL SERVICES INC	0	12.156	12.156
**D	GQG PARTNERS RESTRICTED GLOBAL EQUITY FUND - GQG PARTNERS SERIES LLC CAPITAL SERVICES INC	0	3.524	3.524
**D	GQG PARTNERS RESTRICTED GLOBAL EQUITY FUND - GQG PARTNERS SERIES LLC CAPITAL SERVICES INC	0	10.497	10.497
**D	JCW 1987 ARTICLE II DESC TRUST FBO JMW DTD 1/1/2012	0	147.800	147.800
**D	GULF INTERNATIONAL BANK (UK) LIMITED	0	124.187	124.187
**D	HACKENSACK MERIDIAN HEALTH MASTER RETIREMENT TRUST	0	3.074	3.074
**D	HONEYWELL SAVINGS AND OWNERSHIP PLAN MASTER TRUST	0	2.172	2.172
**D	JCW 1987 ARTICLE II DESC TRUST FBO SLW	0	176.049	176.049
**D	JCW 1987 ARTICLE II DESC TRUST FBOAAP C/O WALTON ENTERPRISES LLC	0	246.273	246.273
**D	OAKLAND COUNTY VEBA	0	25.708	25.708
**D	HSEC - NORTH AMERICA (U.S.) PENSION TRUST	0	14.837	14.837
**D	OLIN PENSION PLANS MASTER RETIREMENT TRUST	0	1.661.700	1.661.700
**D	NEW CHURCH INVESTMENT FUND	0	187.424	187.424
**D	LSV INTERNATIONAL VALUE EQUITY TRUST	0	18.892	18.892
**D	LTV INVESTMENTS LLC	0	195.050	195.050
**D	CLINTON NUCLEAR POWER PLANT QUALIFIED FUND CLINTON NUCLEAR POWER PLANT QUALIFIED FUND	0		
**D	CHURCH OF ENGLAND INVESTMENT FUND FOR PENSIONS	0		

512

LISTA ESITO DELLE VOTAZIONE

Oggetto: Autorizzazione all'acquisto e alla disposizione di azioni proprie, previa revoca dell'autorizzazione conferita dall'Assemblea ordinaria del 16 maggio 2019. Deliberazioni inerenti e conseguenti

FAVOREVOLI

Badge	Ragione Sociale	Proprio	Delega	Totale
**D	THE AVI CHAI FOUNDATION	0	14.470	14.470
**D	ALICE A PROIETTI FAMILY TRUST DAO 09/27/13	0	14.146	14.146
**D	INDUSTRIAL ALLIANCE INSURANCE AND FINANCIAL SERVICES INC.	0	455.000	455.000
**D	INTER AMERICAN DEVELOPMENT BANK STAFF RETIREMENT FUND	0	510.873	510.873
**D	CHICAGO COMMUNITY FOUNDATION	0	18.130	18.130
**D	CYSTIC FIBROSIS FOUNDATION	0	202.858	202.858
**D	ARVEST FOUNDATION	0	3.904	3.904
**D	BECTON DICKINSON AND COMPANY MASTER RETIREMENT TRUST	0	22.403	22.403
**D	MASTER TRUST FOR CERTAIN TAX-QUALIFIED BECHTEL RETIREMENT PLANS QUALIFIED BECHTEL RETIREMENT PLANS	0	0	99.740
**D	INTERNATIONAL MONETARY FUND STAFF RETIREMENT PLAN 700	0	171.790	171.790
**D	JIK INVESTMENTS L.F	0	44.487	44.487
**D	DAUGHTERS OF CHARITY OF ST. VINCENT DE PAUL PROVINCE OF THE WEST	0	199.069	199.069
**D	BEL45 CAPITAL PARTNERS LLC BEL45 CAPITAL PARTNERS LLC	0	60.508	60.508
**D	SHELBY COUNTY OPEB TRUST	0	36.053	36.053
**D	SHELBY COUNTY RETIREMENT SYSTEM	0	193.233	193.233
**D	MOBIUS LIFE LIMITED	0	28.540	28.540
**D	SARASIN GLOBAL HIGHER DIVIDEND	0	2.545.690	2.545.690
**D	SARASIN GLOBAL EQUITY REAL RETURN	0	477.000	477.000
**D	THE JUNIPER FUND	0	679.760	679.760
**D	SARASIN THEMATIC GLOBAL EQUITY	0	835.211	835.211
**D	THE MAZEMER FUND	0	345.804	345.804
**D	SARASIN GLOBAL DIVIDEND	0	20.195	20.195
**D	DIVERSIFICATION FUND ICVC	0	664.621	664.621
**D	SARASIN GLOBAL SHARES FUND	0	1.057.730	1.057.730
**D	COMMONWEALTH GLOBAL SHARES FUND	0	4.507	4.507
**D	THEODORE SPENCER REVOCABLE TRUST	0	23.805	23.805
**D	R. BLANE WALTER C/O TALISMAN CAPITAL	0	19.608	19.608
**D	MARY K MC QUISTON MCCAW	0	45.450	45.450
**D	MURIEL MCBRIEN KAUFFMAN FOUNDATION	0	16.741	16.741
**D	CITY OF AUSTIN EMPLOYEES RETIREMENT SYSTEM	0	15.287	15.287
**D	CULTURAL INSTITUTIONS PENSION PLAN TRUST CULTURAL INSTITUTIONS RETIREMENT SYSTEM	0	243.909	243.909
**D	JO HAMERO CAPITAL MANAGEMENT UK UMBRELLA FUND C/O JO HAMERO CAPITAL MANAGEMENT	0	176.043	176.043
**D	DOMINION RESOURCES INC. MASTER TRUST	0	15.445	15.445
**D	JOHCM INTERNATIONAL SMALL CAP EQUITY FUND	0	83.364	83.364
**D	FUNDO DE PENSÕES ALAMEDA DE CARLOS D' ASSUMPÇÃO	0	213.382	213.382
**D	GANNETT RETIREMENT PLAN MASTER TRUST GANNETT RETIREMENT PLAN MASTER TRUST	0	26.994	26.994
**D	JOSHUA GREEN CORPORATION 1425	0	7.025	7.025
**D	JOHN AND TERRY LEVIN REVOCABLE TRUST	0	21.818	21.818
**D	EARING GLOBAL OPPORTUNITIES UMBRELLA FUND	0	10.589	10.589
**D	BEAT DRUGS FUND ASSOCIATION	0	1.412.989	1.412.989
**D	HONG KONG SAR GOVERNMENT EXCHANGE FUND	0	0	0
**D	HONG KONG SAR GOVERNMENT EXCHANGE FUND	0	9.588.926	9.588.926

EH

518

LISTA ESTO DELLE VOTAZIONE
 Oggetto: Autorizzazione all'acquisto e alla disposizione di azioni proprie, previa revoca dell'autorizzazione conferita dall'Assemblea ordinaria del 16 maggio 2019. Deliberazioni inerenti e conseguenti

FAVOREVOLI

Badge	Ragione Sociale	Proprio	Delega	Totale
**D	THE CHINESE UNIVERSITY OF HONG KONG STAFF SUPERANNUATION SCHEME	0	2.917	2.917
**D	PUBLIC PENSION AGENCY	0	2.246.173	2.246.173
**D	PUBLIC PENSION AGENCY	0	2.091.768	2.091.768
**D	PUBLIC PENSION AGENCY	0	1.366.013	1.366.013
**D	INTER AMERICAN DEVELOPMENT BANK	0	222.288	222.288
**D	PRO-GEN INVESTMENTS LLC	0	14.591	14.591
**D	PLURIBUS LABS GLOBAL CORE EQUITY MASTER FUND LP	0	4.475	4.475
**D	CINDY SPRINGS, LLC	0	654.176	654.176
**D	RDW LIQUID LLC	0	146.024	146.024
**D	NTGI-QM COMMON DAILY ALL COUNTRY WORLD EX-US INVESTABLE MARKET INDEX FUND - NON LENDING	0	246.015	246.015
**D	JOHN GARDNER PERENCHIO IRREVOCABLE	0	34.565	34.565
**D	SALIX, LLC	0	50.186	50.186
**D	SANFORD C. BERNSTEIN AND CO DBT TAX MANAGED INTERNATIONAL BIENNO SERIES	0	100.065	100.065
**D	SENTINEL INTERNATIONAL FUND	0	2.395	2.395
**D	STM GLOBAL BALANCED TRUST.	0	59.658	59.658
**D	SLW PORTFOLIO LLC	0	4.211	4.211
**D	THYSSEN GLOBAL INVESTMENTS CORP	0	18.699	18.699
**D	MALACHITE 35 TRUST	0	371.504	371.504
**D	JOHN HANCOCK DIVERSIFIED REAL ASSETS FUND	0	22.820	22.820
**D	FCM INTERNATIONAL, LLC	0	2.517	2.517
**D	SHIMODA HOLDINGS, LLC	0	76.416	76.416
**D	801 INVESTMENTS LLC	0	92.705	92.705
**D	MALACHITE 35 TRUST	0	50.743	50.743
**D	MS FUND LP	0	9.392	9.392
**D	WAM INVESTMENTS, LLC	0	476.466	476.466
**D	GLOBAL BOND FUND WAYCROSSE INC	0	16.237	16.237
**D	SILVER GROWTH FUND, LP	0	3.288	3.288
**D	MFC INTERNATIONAL FUND LLC	0	13.507	13.507
**D	JULIA IRENE KAUFFMAN REVOCABLE TRUST	0	36.305	36.305
**D	KARSH LIVING TRUST	0	120.154	120.154
**D	82A HOLDINGS, LLC	0	12.132	12.132
**D	NELKE PARTNERSHIP C/O NORTHERN TRUST COMPANY MANAGER	0	33.136	33.136
**D	OMEGA FFIP LIMITED PARTNERSHIP	0	647.300	647.300
**D	OHAWA HOLDINGS LLC	0	23.138	23.138
**D	ORIZABA, LP	0	15.300	15.300
**D	MF INTERNATIONAL FUND LLC	0	398.681	398.681
**D	LTV GROUP HOLDINGS, LLC	0	1.722.800	1.722.800
**D	LSV INTERNATIONAL (AC) VALUE EQUITY FUND, LP	0	2.670	2.670
**D	LEHMAN-STAMM FAMILY PARTNERS LLC LEHMAN-STAMM FAMILY PARTNERS LLC	0	1.247.343	1.247.343
**D	KENT COUNTY COUNCIL SUPERANNUATION FUND	0	792.159	792.159
**D	LEGAL AND GENERAL MSCI EAFE FUND LLC	0	339.814	339.814
**D	LAKE AVENUE INVESTMENTS, LLC	0		

EM

14056

SIP

LISTA ESITO DELLE VOTAZIONE
Oggetto: Autorizzazione all'acquisto e alla disposizione di azioni proprie, previa revoca dell'autorizzazione conferita dall'Assemblea ordinaria del 16 maggio 2019. Deliberazioni inerenti e conseguenti

Badge	Ragione Sociale	Proprio	Delega	Totale
**D	THE JBUT MASTER INVESTMENT PARTNERS #TP LLP C/O JACOBUS WEALTH MANAGEMENT	0	13.127	13.127
**D	LABORERS' AND RETIREMENT BOARD EMPLOYEES' ANNUITY AND BENEFIT FUND OF CHICAGO	0	5.983	5.983
**D	INTERNATIONAL EQUITY FUND	0	311.637	311.637
**D	INTERVENTURE EQUITY INVESTMENTS LIMITED	0	44.290	44.290
**D	LIVFORSKRINGSBOLAGET SKANDIA OMSERIDIGT	0	3.221.650	3.221.650
**D	LSV INTERNATIONAL CONCENTRATED EQUITY FUND, LP	0	746.100	746.100
**D	MAN NUMERIC ALTERNATIVE RISK PREMIA VALUE C/O CITCO TRUSTEES (CAYMAN) LIMITED	0	2.942.100	2.942.100
**D	HASLAM FAMILY INVESTMENT PARTNERSHI	0	3.696	3.696
**D	INTERNATIONAL EXPATRIATE BENEFIT MASTER TRUST	0	37.661	37.661
**D	MONDRIAN FUNDS PUBLIC LIMITED COMPANY MONDRIAN FUNDS PUBLIC LIMITED COMPANY	0	8.169	8.169
**D	NTGI-QM COMMON DAILY EAFE INDEX FUND - NON LENDING	0	821.401	821.401
**D	MONDRIAN GLOBAL ALL COUNTRIES WORLD EQUITY FUND, L.P.	0	5.481	5.481
**D	MONDRIAN INTERNATIONAL EQUITY ESG FUND L.P.	0	394.115	394.115
**D	ATIVO INTERNATIONAL EQUITY FUND LP	0	90.640	90.640
**D	NATIONAL RAILROAD RETIREMENT INVESTMENT TRUST	0	676.761	676.761
**D	CARNELIAN INVESTMENT MANAGEMENT LLC	0	187.992	187.992
**D	CARROLL AVENUE PARTNERS LLC	0	3.325	3.325
**D	CHCP GLOBAL SECURITIES LP	0	1.334	1.334
**D	BETTER BE GOOD LLC	0	8.700	8.700
**D	FIDDLER PARTNERS LLC	0	3.119	3.119
**D	NATIONAL WESTMINSTER BANK PLC AS TRUSTEE OF SARASIN ENDORMENTS FUND	0	3.292.677	3.292.677
**D	EVA VALLEY MAL LLC	0	62.781	62.781
**D	SHY LLC	0	41.283	41.283
**D	AJO GLOBAL MARKET-NEUTRAL FUND LTD	0	2.280	2.280
**D	NATIONAL WESTMINSTER BANK PLC AS TRUSTEE OF SARASIN INCOME AND RESERVES FUND	0	76.406	76.406
**D	FOURTH AVENUE INVESTMENT COMPANY	0	44.768	44.768
**D	DYNASTY INVEST, LTD	0	16.256	16.256
**D	DELFINCO, LP	0	47.720	47.720
**D	DFI LP EQUITY (PASSIVE)	0	11.494	11.494
**D	AVALON PORTFOLIO II, LLC	0	2.447	2.447
**D	CENTERSQUARE INVESTMENT MANAGEMENT LLC	0	3.660	3.660
**D	SUSTAINABLE INSIGHT GLOBAL ESG PASSIVE PLUS FUND LLC	0	3.576	3.576
**D	ASCENSION ALPHA FUND, LLC	0	1.078.633	1.078.633
**D	K INVESTMENTS SH LIMITED	0	1.111.424	1.111.424
**D	PZENA GLOBAL VALUE FUND 2 DST	0	212.011	212.011
**D	PZENA INTERNATIONAL EX-US FOCUSED VALUE FUND DST A SERIES OF PZENA VALUE TRUST	0	136.508	136.508
**D	LEGAL AND GENERAL DEVELOPED MULTI-FACTOR SL FUND LLC	0	173.998	173.998
**D	PERMANENT FUND INVESTMENTS LLC	0	57.163	57.163
**D	NTGI-QM COMMON DAILY EAFE INDEX FUND - LENDING	0	658.946	658.946
**D	SANFORD C. BERNSTEIN AND CO DBT INTERNATIONAL VALUE SERIES	0	217.333	217.333
**D	NTGI - QM COMMON DAILY ALL COUNTRY WORLD EX-US EQUITY INDEX FUND - LENDING	0	445.251	445.251
**D	NATIONAL WESTMINSTER BANK PLC AS TRUSTEE OF SARASIN CLIMATE ACTIVE EN DOWMENTS FUND	0	553.888	553.888

Ed

20

[Signature]

LISTA ESITO DELLE VOTAZIONE
 Oggetto: Autorizzazione all'acquisto e alla disposizione di azioni proprie, previa revoca dell'autorizzazione conferita dall'Assemblea ordinaria del 16 maggio 2019. Deliberazioni inerenti e conseguenti

FAVOREVOLI

Badge	Ragione Sociale	Proprio	Delega	Totale
**D	PZENA VALDE TRUST	0	14.521	14.521
**D	UNITED NATIONS JOINT STAFF PENSION FUND	0	6.400.000	6.400.000
**D	INTERNATIONAL MONETARY FUND STAFF RETIREMENT PLAN	0	10.994	10.994
**D	INTERNATIONAL MONETARY FUND STAFF RETIREMENT PLAN	0	598.817	598.817
**D	INTERNATIONAL MONETARY FUND STAFF RETIREMENT PLAN 700	0	844.974	844.974
**D	INTERNATIONAL MONETARY FUND STAFF RETIREMENT PLAN 700	0	68.637	68.637
**D	NATIONAL WESTMINSTER BANK AS TRUSTEE OF EDEN INVESTMENT FUND	0	354.898	354.898
**D	NATWEST DEP SW SVSTPI IBI GS C	0	581.871	581.871
**D	THE PUBLIC INSTITUTION FOR SOCIAL SECURITY	0	617.500	617.500
**D	THE PUBLIC INSTITUTION FOR SOCIAL SECURITY	0	435.091	435.091
**D	THE PUBLIC INSTITUTION FOR SOCIAL SECURITY	0	0	0
**D	NATWEST TRUSTEE AND DEPOSITORY SERVICES LIMITED AS TRUSTEE OF TM MASONIC CHARITABLE FOUNDATION INVESTMENT FUND	0	0	102.089
**D	102.089	0	2.898.040	2.898.040
**D	MONDRIAN ALL COUNTRIES WORLD EX-US EQUITY FUND LP	0	10.598.980	10.598.980
**D	MONDRIAN INTERNATIONAL EQUITY FUND L.P.	0	549.523	549.523
**D	NATIONAL COUNCIL FOR SOCIAL SEC FUND	0	102.263	102.263
**D	NATIONAL COUNCIL FOR SOCIAL SECURITY FUND.	0	101.319	101.319
**D	NATIONAL COUNCIL FOR SOCIAL SECURITY FUND.	0	2.220	2.220
**D	NAGEE ANN POLYTECHNIC	0	1.087.614	1.087.614
**D	NATIONAL COUNCIL FOR SOCIAL SEC FUND	0	540.282	540.282
**D	NATIONAL COUNCIL FOR SOCIAL SEC FUND	0	6.322.200	6.322.200
**D	FIDELITY INVESTMENT TRUST: FIDELITY INTERNATIONAL CAPITAL APPRECIATION FUND	0	2.090.486	2.090.486
**D	FIDELITY INVESTMENT TRUST: FIDELITY DIVERSIFIED INTERNATIONAL K6 FUND	0	169.241	169.241
**D	FIDELITY INVESTMENT TRUST: FIDELITY FLEX INTERNATIONAL INDEX FUND	0	1.244.300	1.244.300
**D	FIDELITY SALEM STREET TRUST: FIDELITY INTERNATIONAL VALUE FUND	0	5.593.466	5.593.466
**D	FIDELITY SALEM STREET TRUST: FIDELITY SERIES GLOBAL EX U.S. INDEX FUND	0	69.579	69.579
**D	FIDELITY SALEM STREET TRUST: FIDELITY INFRASTRUCTURE FUND.	0	15.740	15.740
**D	FIDELITY INVESTMENT TRUST: FIDELITY INFRASTRUCTURE FUND.	0	4.725	4.725
**D	ERIKA J. GLAZER 1985 TRUST	0	117.000	117.000
**D	EMERSON GLAZER TRUST OF 1989	0	33.563	33.563
**D	MONDRIAN GLOBAL EQUITY ESG FUND LP	0	17.281	17.281
**D	LSV GLOBAL CV EQUITY FUND, LP	0	31.768	31.768
**D	RS FORTFOLIO LP	0	64.800	64.800
**D	H AND S INVESTMENTS I LP	0	106.907	106.907
**D	DOUBLE DIGIT CAGR LLC	0	195.480	195.480
**D	BERNSTEIN GLOBAL STYLE BLEND SERIES	0	13.561	13.561
**D	MONDRIAN GLOBAL EQUITY FUND, L.P.	0	82.400	82.400
**D	BERNSTEIN TAX-MANAGED GLOBAL STYLE BLEND SERIES	0	4.435.508	4.435.508
**D	NEW OAK NOMINEES LIMITED	0	106.850	106.850
**D	PACIFIC SALMON COMMISSION	0	3.262	3.262
**D	PUBLIC SECTOR PENSION INVESTMENT BOARD	0	60.897	60.897
**D	HALIFAX REGIONAL MUNICIPALITY MASTER TRUST	0	0	0
**D	MICHELIN NORTH AMERICA (CANADA) INC. MASTER TRUST	0	0	0
**D	HSEC U.S. EQUITY FUND	0	0	0

EM

221

LISTA ESITO DELLE VOTAZIONI
Oggetto: Autorizzazione all'acquisto e alla disposizione di azioni proprie, previa revoca dell'autorizzazione conferita dall'Assemblea ordinaria del 16 maggio 2019. Deliberazioni inerenti e conseguenti

FAVOREVOLI

Badge	Ragione Sociale	Proprio	Delega	Totale
**D	HAGFORS LIMITED HE R AND H TRUST COMPANY LTD	0	65.527	65.527
**D	POLICEMEN'S ANNUITY AND BENEFIT FUND OF CHICAGO	0	88.740	88.740
**D	STICHTING BLUE SKY LIQUID ASSET FUNDS	0	916.606	916.606
**D	NEW ZEALAND SUPERANNUATION FUND	0	99.120	99.120
**D	STATE UNIVERSITIES RETIREMENT SYSTEM	0	1.792.896	1.792.896
**D	COMMONWEALTH SUPERANNUATION CORPORATION AS TRUSTEE FOR ARIA INVESTMENTS TRUST	0	459.136	459.136
**D	MERCER PASSIVE INTERNATIONAL SHARES FUND	0	279.536	279.536
**D	MERCER OSS TRUST	0	423.500	423.500
**D	MERCER GLOBAL ENHANCED LOW VOLATILITY SHARES FUND	0	61.776	61.776
**D	LORD MAYORS CHARITABLE FUND	0	6.112	6.112
**D	QUEENSLAND INVESTMENT TRUST NO 2	0	82.771	82.771
**D	COMMONWEALTH GLOBAL SHARE FUND 28	0	59.229	59.229
**D	GOVERNMENT EMPLOYEES SUPERANNUATION BOARD	0	255.487	255.487
**D	GOVERNMENT EMPLOYEES SUPERANNUATION BOARD	0	407.993	407.993
**D	IAGM GLOBAL EQUITY TRUST	0	139.863	139.863
**D	OIC INTERNATIONAL EQUITIES FUND	0	115.235	115.235
**D	SAMFORD UNIVERSITY	0	9.556	9.556
**D	THE TRUSTEES OF THE HENRY SMITH CHARITY	0	175.464	175.464
**D	TYCO ELECTRONICS CORPORATION RETIREMENT SAVINGS AND INVESTMENT PLAN	0	47.510	47.510
**D	SFP NUCLEAR OPERATING COMPANY RETIREMENT TRUST	0	2.893	2.893
**D	S.ROBSON WALTON 1999 CHILDRENS TRUST	0	22.740	22.740
**D	NATWEST TRUSTEE AND DEPOSITARY SERVICES LIMITED AS TRUSTEE OF THE MAID EN FUND	0	343.224	343.224
**D	OAKLAND COUNTY EMPLOYEES RETIREMENT SYSTEM	0	80.563	80.563
**D	NATIONAL RAILROAD RETIREMENT INVESTMENT TRUST	0	1.034.608	1.034.608
**D	NORTHERN TRUST GLOBAL INVESTMENTS COLLECTIVE FUNDS TRUST	0	19.194.815	19.194.815
**D	PRESBYTERIAN CHURCH (USA) FOUNDATION	0	53.873	53.873
**D	JOHN T WALTON FAMILY TRUST	0	124.531	124.531
**D	HRW TESTAMENTARY TRUST NO 2	0	32.139	32.139
**D	HRW TESTAMENTARY TRUST NO. 8	0	48.037	48.037
**D	HRW TESTAMENTARY TRUST NO. 9	0	46.017	46.017
**D	HRW TESTAMENTARY TRUST NO. 12	0	65.493	65.493
**D	HRW TESTAMENTARY TRUST NO 5	0	32.649	32.649
**D	HRW TRUST NO 4 UAD 01/17/03	0	33.778	33.778
**D	HRW TRUST NO 3 UAD 01/17/03	0	39.490	39.490
**D	HRW TESTAMENTARY TRUST NO 1	0	70.769	70.769
**D	HRW TESTAMENTARY TRUST NO 3	0	48.759	48.759
**D	HRW TRUST NO 1 UAD 01/17/03	0	42.407	42.407
**D	HRW TESTAMENTARY TRUST NO. 10	0	57.366	57.366
**D	HRW TRUST NO 2 UAD 01/17/03	0	46.269	46.269
**D	HRW TESTAMENTARY TRUST NO 4	0	32.492	32.492
**D	HRW TESTAMENTARY TRUST NO 6	0	60.587	60.587
**D	HRW TESTAMENTARY TRUST NO. 11	0	71.064	71.064

522



LISTA ESITO DELLE VOTAZIONI
OGGETTO: Autorizzazione all'acquisto e alla disposizione di azioni proprie, previa revoca dell'autorizzazione conferita dall'Assemblea ordinaria del 16 maggio 2019. Deliberazioni inerenti e conseguenti

FAVOREVOLI

Badge	Ragione Sociale	Proprio	Delega	Totale
**D	OWENS CORNING DEFINED BENEFIT MASTER TRUST	0	19.624	19.624
**D	NORTHERN ENGAGE360 FUND	0	60.987	60.987
**D	NEW IRELAND ASSURANCE COMPANY PLC	0	5.022.269	5.022.269
**D	NORTHERN FUNDS - INTERNATIONAL EQUITY INDEX FUND	0	2.737.649	2.737.649
**D	NORTHERN FUNDS - INTERNATIONAL EQUITY INDEX FUND	0	11.995	11.995
**D	MICHIGAN CATHOLIC CONFERENCE	0	83.012	83.012
**D	MICHIGAN CATHOLIC CONFERENCE	0	547.012	547.012
**D	ASCENSION HEALTHCARE MASTER PENSION TRUST	0	36.984	36.984
**D	MICHIGAN CATHOLIC CONFERENCE MASTER PENSION TRUST	0	191.061	191.061
**D	MICHIGAN CATHOLIC CONFERENCE MASTER PENSION TRUST	0	79.802	79.802
**D	LOCKHEED MARTIN CORPORATION MASTER RETIREMENT TRUST	0	561.459	561.459
**D	LOCKHEED MARTIN CORPORATION MASTER RETIREMENT TRUST	0	300.286	300.286
**D	LOCKHEED MARTIN CORPORATION MASTER RETIREMENT TRUST	0	1.046.511	1.046.511
**D	THE LEVERHULME TRUST	0	37.736	37.736
**D	THE LEVERHULME TRUST	0	39.892	39.892
**D	JTW TRUST NO. 2 UAD 9/19/02	0	28.500	28.500
**D	JTW TRUST NO. 4 UAD 9/19/02	0	28.855	28.855
**D	JTW TRUST NO. 1 UAD 9/19/02	0	20.274	20.274
**D	JTW TRUST NO. 3 UAD 9/19/02	0	34.290	34.290
**D	JTW TRUST NO. 5 UAD 9/19/02	0	46.775	46.775
**D	OAKLAND POLICE AND FIRE RETIREMENT SYSTEM	0	293.984	293.984
**D	HEWITT ASSOCIATES LLC 401K PLAN TRUST	0	78.277	78.277
**D	THE HEALTH FOUNDATION	0	97.818	97.818
**D	OLD WESTBURY MULTI-ASSET OPPORTUNITIES FUND	0	60.300	60.300
**D	FORD MOTOR COMPANY DEFINED BENEFIT MASTER TRUST	0	37.719	37.719
**D	COVENANT HEALTH	0	8.411	8.411
**D	EXELON FITZPATRICK QUALIFIED FUND	0	354.585	354.585
**D	ACORN 1998 TRUST	0	3.743	3.743
**D	EMERSON ELECTRIC CO. RETIREMENT MASTER TRUST	0	152.400	152.400
**D	EXELON PEACH BOTTOM UNIT 1 QUALIFIED FUND 10	0	195.658	195.658
**D	EMERSON ELECTRIC CO. RETIREMENT MASTER TRUST	0	4.103	4.103
**D	FORD MOTOR COMPANY DEFINED BENEFIT MASTER TRUST	0	198.666	198.666
**D	FLORIDA COLLEGE SAVINGS PROGRAM	0	23.232	23.232
**D	FRANCISCAN ALLIANCE, INC.	0	412.557	412.557
**D	COMBUSTION ENGINEERING 524 (G) ASBESTOS FI TRUST FI TRUST	0	349.892	349.892
**D	CENTURYLINK, INC. DEFINED CONTRIBUTION PLAN MASTER TRUST	0	267.175	267.175
**D	CATERPILLAR INVESTMENT TRUST	0	868.425	868.425
**D	CATERPILLAR INC MASTER RETIREMENT TRUST	0	506.468	506.468
**D	CATERPILLAR INC MASTER RETIREMENT TRUST	0	25.183	25.183
**D	BRISTOL-MIERS SQUIBB COMPANY MASTER RETIREMENT TRUST	0	4.470.319	4.470.319
**D	THE NORTHERN TRUST COMPANY SUB-ADVISED COLLECTIVE FUNDS TRUST	0	90.414	90.414
**D	NORTHERN FUNDS INTERNATIONAL GROWTH EQUITY FUND	0	423.465	423.465
**D	ALW 2010 FAMILY TRUST ALICE WALTON/O WALTON ENTERPRISES LLC	0		

523

GA

Assemblea Ordinaria del 14 maggio 2020

ENEL S.p.A.

LISTA ESITO DELLE VOTAZIONI
Oggetto: Autorizzazione all'acquisto e alla disposizione di azioni proprie, previa revoca dell'autorizzazione conferita dall'Assemblea ordinaria del 16 maggio 2019. Deliberazioni inerenti e conseguenti

FAVOREVOLI

Badge	Ragione Sociale	Proprio	Delega	Totale
**D	AON SAVINGS PLAN TRUST	0	125.031	125.031
**D	AON PENSION PLAN TRUST AON CORPORATION	0	40.525	40.525
**D	CALIFORNIA PHYSICIANS SERVICE D/B/A BLUE SHIELD OF CALIFORNIA	0	27.513	27.513
**D	AMERICAN HONDA MASTER RETIREMENT TRUST	0	546.330	546.330
**D	CITY OF MILWAUKEE EMPLOYEES RETIREMENT SYSTEM	0	177.096	177.096
**D	CHEVRON MASTER PENSION TRUST	0	807.706	807.706
**D	GUIDESTONE FUNDS INTERNATIONAL EQUITY FUND	0	1.143.157	1.143.157
**D	FLORIDA PREPAID COLLEGE PROGRAM	0	267.754	267.754
**D	CENTURYLINK, INC. DEFINED BENEFIT MASTER TRUST	0	339.346	339.346
**D	GUIDESTONE FUNDS INTERNATIONAL EQUITY INDEX FUND	0	395.596	395.596
**D	STICHTING INSTITUUT GAK	0	58.474	58.474
**D	ALFRED I. DUPONT TESTAMENTARY TRUST	0	176.642	176.642
**D	CSAA INSURANCE EXCHANGE	0	35.533	35.533
**D	EMPLOYEES RETIREMENT FUND OF THE CITY OF DALLAS	0	42.360	42.360
**D	EMPLOYEES RETIREMENT FUND OF THE CITY OF DALLAS	0	166.868	166.868
**D	CITY OF LOS ANGELES FIRE AND POLICE PENSION PLAN	0	641.034	641.034
**D	INVESTMENT MASTER TRUST OF EXELIS INC.	0	350.638	350.638
**D	ILLINOIS MUNICIPAL RETIREMENT FUND	0	1.733.631	1.733.631
**D	ILLINOIS MUNICIPAL RETIREMENT FUND	0	2.146.885	2.146.885
**D	LOCKHEED MARTIN CORPORATION MASTER RETIREMENT TRUST	0	246.452	246.452
**D	MERCY INVESTMENT SERVICES, INC.	0	577.196	577.196
**D	MISSOURI LOCAL GOVERNMENT EMPLOYEES RETIREMENT SYSTEM	0	24.653	24.653
**D	MARSH AND MCLENNAN MASTER RETIREMENT TRUST	0	128.853	128.853
**D	MARSH AND MCLENNAN MASTER RETIREMENT TRUST	0	154.900	154.900
**D	AMPERSAND INVESTMENTS LIMITED	0	37.099	37.099
**D	GOG PARTNERS GLOBAL EQUITY FUND	0	414.100	414.100
**D	NORTH DAKOTA STATE INVESTMENT BOARD	0	67.779	67.779
**D	OKLAHOMA PUBLIC EMPLOYEES RETIREMENT SYSTEM	0	407.185	407.185
**D	PREMIER GLOBAL INFRASTRUCTURE INCOME FUND	0	1.693.500	1.693.500
**D	UTAH STATE RETIREMENT SYSTEMS	0	1.355.730	1.355.730
**D	MASTER TRUST AGREEMENT UNDER VARIOUS EMPLOYEE BENEFIT PLANS UNILEVER UNITED STATES INC. AND ITS SUBSIDIARIES AND AFFILIA	0	140.000	140.000
**D	WYOMING RETIREMENT SYSTEM	0	1.162.531	1.162.531
**D	PROVIDENCE ST. JOSEPH HEALTH LONG TERM PORTFOLIO	30.648	183.665	183.665
**D	STANISLAUS COUNTY EMPLOYEES' RETIREMENT ASSOCIATION 832	0	258.900	258.900
**D	SCHLUMBERGER GROUP TRUST AGREEMENT	0	481.900	481.900
**D	SALT RIVER PIMA-MARICOPA INDIAN COMMUNITY	0	1.385.729	1.385.729
**D	SHRINERS HOSPITALS FOR CHILDREN	0	55.533	55.533
**D	SAN MATEO COUNTY EMPLOYEES' RETIREMENT ASSOCIATION	0	2.209.907	2.209.907
**D	CITY OF TALLAHASSEE	0	549.102	549.102
**D		0	168.710	168.710

Handwritten mark

Handwritten mark

LISTA ESITO DELLE VOTAZIONI
 Oggetto: Autorizzazione all'acquisto e alla disposizione di azioni proprie, previa revoca dell'autorizzazione conferita dall'Assemblea ordinaria del 16 maggio 2019. Deliberazioni inerenti e conseguenti

FAVOREVOLI

Badge	Ragione Sociale	Proprio	Delega	Totale
**D	PYRAMIS GROUP TRUST FOR EMPLOYEE BENEFIT PLANS	0	603.325	603.325
**D	HSBC GLOBAL EQUITY FUND	0	193.921	193.921
**D	FORD MOTOR COMPANY OF CANADA, LIMITED PENSION TRUST	0	44.477	44.477
**D	HSBC INTERNATIONAL EQUITY POOLED FUND	0	375.132	375.132
**D	NAV CANADA PENSION PLAN	0	61.298	61.298
**D	NAV CANADA PENSION PLAN	0	379.654	379.654
**D	NAV CANADA PENSION PLAN	0	105.336	105.336
**D	NAV CANADA PENSION PLAN	0	51.970	51.970
**D	OPSED PENSION PLAN TRUST FUND	0	367.680	367.680
**D	IWA - FOREST INDUSTRY PENSION PLAN 2100	0	660.525	660.525
**D	QUILTER INVESTORS	0	4.498.754	4.498.754
**D	LEGAL AND GENERAL EUROPEAN INDEX TRUST	0	527.816	527.816
**D	LEGAL AND GENERAL INTERNATIONAL INDEX TRUST	0	32.260	32.260
**D	LEGAL AND GENERAL EQUITY INDEX FUND	0	79.436	79.436
**D	LEGAL AND GENERAL FUTURE WORLD EQUITY FACTORS INDEX FUND	0	6.925	6.925
**D	LEGAL AND GENERAL FUTURE WORLD ESG DEVELOPED INDEX FUND	0	3.773.237	3.773.237
**D	LEGAL AND GENERAL FUTURE WORLD ESG DEVELOPED TRUST SERIES ELEVEN	0	2.712.052	2.712.052
**D	RELIANCE TRUST INSTITUTIONAL RETIREMENT TRUST SERIES TEN	0	195.158	195.158
**D	RELIANCE TRUST INSTITUTIONAL RETIREMENT TRUST SERIES TEN	0	310.291	310.291
**D	ROCKEFELLER CAPITAL MANAGEMENT UCIT 5 ICAV	0	182.869	182.869
**D	PRENA VALUE FUNDS PLC C/O SANNE	0	521.272	521.272
**D	STATE STREET GLOBAL ADVISORS GROSS ROLL UP UNIT TRUST	0	610.297	610.297
**D	SARASIN GLOBAL DIVIDEND (STERLING HEDGED)	0	311.300	311.300
**D	SARASIN GLOBAL HIGHER DIVIDEND (STERLING HEDGED)	0	366.150	366.150
**D	SARASIN GLOBALSAR - BALANCED (EUR)	0	50.830	50.830
**D	SARASIN GLOBALSAR - STRATEGIC FUND A SUB FUND OF SARASIN FUNDS ICVC	0	46.150	46.150
**D	SARASIN GLOBALSAR OPTIMA (EUR)	0	155.907	155.907
**D	PRESCIENT GLOBAL FUNDS PLC	0	664.378	664.378
**D	SARASIN IE DIVERSIFIED ENDOUMENTS FUND	0	10.073	10.073
**D	SARASIN IE GLOBAL EQUITY OPPORTUNITIES (GBP)	0	6.536.882	6.536.882
**D	BARING INVESTMENT FUNDS PLC	0	115.514	115.514
**D	BLACKROCK AUTHORISED CONTRACTUAL SCHEME I	0	44.651	44.651
**D	LEGAL AND GENERAL AUTHORISED CONTRACTUAL SCHEME	0	207.698	207.698
**D	IT INTERNATIONAL FUNDS PLC	0	747.040	747.040
**D	LEGAL AND GENERAL ICAV	0	3.099.865	3.099.865
**D	KBI INSTITUTIONAL FUND ICAV	0	10.791.414	10.791.414
**D	BRITISH COLUMBIA INVESTMENT MANAGEMENT CORPORATION	0	326.730	326.730
**D	STATE TEACHERS RETIREMENT SYSTEM OF OHIO	0	35.335	35.335
**D	SARASIN IE GLOBAL EQUITY OPPORTUNITIES (USD)	0	1.015.000	1.015.000
**D	FRANCO NACIONAL DE PANAMA, ACTING AS TRUSTEE OF THE FIDEICOMISO DE FONDO DE AHORRO DE PANAMA	0	1.580.754	1.580.754
**D	SARASIN IE GLOBALSAR - DYNAMIC (GBP)	0	2.648	2.648
**D	LGPS CENTRAL AUTHORISED CONTRACTUAL SCHEME	0	114.387	114.387
**D	UBS COMMON CONTRACTUAL FUND	0		
**D	QSUPER	0		

LISTA ESITO DELLE VOTAZIONE
Oggetto: Autorizzazione all'acquisto e alla disposizione di azioni proprie, previa revoca dell'autorizzazione conferita dall'Assemblea ordinaria del 16 maggio 2019. Deliberazioni inerenti e conseguenti

FAVOREVOLI

Badge	Ragione Sociale	Proprio	Delega	Totale
**D	LE WALES PENSION PARTNERSHIP (WALES PF) ASSET POOLING ACS UMBRELLA	0	1.919.140	1.919.140
**D	BLACKROCK UCITS CCF. BLACKROCK ASSET MANAGEMENT IRELAND LIMITED	0	515.345	515.345
**D	INTERNATIONAL BANK FOR RECONSTRUCTION AND DEVELOPMENT ON BEHALF OF THE WORLD BANK GROUP TRUST FUNDS	0	0	38.836
	39.836			
**D	CLERWATER INTERNATIONAL FUND	0	84.847	84.847
**D	FIDELITY ADVISOR SERIES VIII: FIDELITY ADVISOR DIVERSIFIED INTERNATIONAL FUND	0	1.129.400	1.129.400
**D	UNIVEST	0	736.999	736.999
**D	STICHTING BEDRIJFSTAKPENSIOENFONDS VOOR HET SCHOONMAAK EN GLAZENWASSER SBEDRIJF	0	322.368	322.368
**D	STICHTING BEDRIJFSTAKPENSIOENFONDS VOOR HET BEROEPSVERVOER OVER DE WEG	0	601.023	601.023
**D	STICHTING BEDRIJFSTAKPENSIOENFONDS VOOR HET BEROEPSVERVOER OVER DE WEG	0	605.592	605.592
**D	EVARDE AP-FONDEN	0	480.938	480.938
**D	STICHTING BEDRIJFSTAKPENSIOENFONDS ZORGVZERKERAARS	0	1.100.076	1.100.076
**D	STICHTING BEDRIJFSTAKPENSIOENFONDS ZORGVZERKERAARS	0	255.460	255.460
**D	SCHLUMBERGER INTERNATIONAL STAFF RETIREMENT FUND FCP-SIF	0	1.508.994	1.508.994
**D	STICHTING BEDRIJFSTAKPENSIOENFONDS VOOR HET LEVENSMIDDELENBEDRIJF	0	1.030.880	1.030.880
**D	NORTHERN TRUST UCITS FGR FUND	0	23.489	23.489
**D	ANDRA AP-FONDEN	0	101.050	101.050
**D	AMUNDI UCITS FGR FUNDS	0	915.400	915.400
**D	ROBECO INSTITUTIONAL UMBRELLA FUND	0	33.600	33.600
**D	BROOKFIELD GL. LISTED INFR.UCITS FD	0	122.691	122.691
**D	BROOKFIELD RL ASSETS SECUR UCITS FD	0	420.224	420.224
**D	DANSKE INVEST SICAV EUROPA (SEK)	0	139.897	139.897
**D	DANSKE INVEST SICAV GLOBAL INDEX	0	61.039	61.039
**D	DANSKE INVEST SICAV SRI GLOBAL	0	318.082	318.082
**D	LGT SIC II EQ EMV. (USD) - POOL AC	0	348.100	348.100
**D	INVESTIMO	0	155.000	155.000
**D	SARASIN IE GLOBALSAR - DYNAMIC (USD)	0	103.400	103.400
**D	SARASIN IE GLOBALSAR - INCOME (GBP)	0	690.447	690.447
**D	SARASIN IE GLOBALSAR - STRATEGIC (EUR)	0	123.039	123.039
**D	UBI SICAV (GLOBAL EQUITY)	0	437.328	437.328
**D	SARASIN IE GLOBALSAR - STRATEGIC (GBP)	0	93.400	93.400
**D	VONTOBEL ASSET MANAGEMENT S.A	0	215.944	215.944
**D	SARASIN IE GLOBALSAR - STRATEGIC (USD)	0	276.080	276.080
**D	DANSKE INVEST SICAV EUROPE	0	32.610	32.610
**D	EEPA-QCF-EUROPEAN EQUITIES POOL A	0	770.557	770.557
**D	EGPB - QCF - GLOBAL EQUITY POOL B	0	0	990
**D	UNIVERSE THE CMI CONTINEN. EUROPEANEQUITY	0	35.923	35.923
**D	VONTOBEL FUND (CH) - VESCORE GLOBALEQUITY MULTIFACTOR OLIVIER SCHALBETTER VONTOBEL FONDS SERVICES AG	0	77.852	77.852
**D	990	0	12.100	12.100
**D	VARIOPARTNER (CH) -3- ALPHA MEGATRENDS	0	53.982	53.982
**D	CMLA GLOBAL LOW VOLATILITY EQUITY FUND	0	32.622.880	32.622.880
**D	KB BROOKFIELD GLOBAL SUSTAINABLE NERGY INFRA SECURITIES MASTER FUND (USD) (EQUITY)	0	0	0
**D	CMLA INDEXED GLOBAL SHARE FUND	0	0	0
**D	LEGAL AND GENERAL ASSURANCE PENSIONS MANAGEMENT LIMITED	0	0	0

LISTA ESITO DELLE VOTAZIONE
Oggetto: Autorizzazione all'acquisto e alla disposizione di azioni proprie, previa revoca dell'autorizzazione conferita dall'Assemblea ordinaria del 16 maggio 2019. Deliberazioni inerenti e conseguenti

FAVOREVOLI

Badge	Ragione Sociale	Proprio	Delega	Totale
**D	IRISH LIFE ASSURANCE.	0	8.877	8.877
**D	IRISH LIFE ASSURANCE.	0	2.531.955	2.531.955
**D	IRISH LIFE ASSURANCE.	0	33.638	33.638
**D	IRISH LIFE ASSURANCE.	0	154.101	154.101
**D	IRISH LIFE ASSURANCE.	0	1.838.704	1.838.704
**D	IRISH LIFE ASSURANCE PLC	0	150.000	150.000
**D	JUPITER RESPONSIBLE INCOME FUND	0	1.332.336	1.332.336
**D	GQG GLOBAL UCITS ICAY	0	3.246.015	3.246.015
**D	J O HAMERO CAPITAL MANAGEMENT GLOBAL OPPORTUNITIES FUND	0	5.537.958	5.537.958
**D	STICHTING MN SERVICES	0	1.500.682	1.500.682
**D	STICHTING PENSIOENFONDS METAAL EN TECHNIK MN SERVICES	0	64.086	64.086
**D	UBS CANADA	0	5.417.611	5.417.611
**D	ZURICH LIFE ASSURANCE PLC	0	123.528	123.528
**D	COLONIAL FIRST STATE	0	26.775	26.775
**D	OLD MUTUAL GLOBAL INVESTORS	0	67.763	67.763
**D	CFSIL ATF CMLA INTERNATIONAL SHARE FUND	0	794.509	794.509
**D	STICHTING MN SERVICES ANDELENFONDS EUROPA	0	65.170	65.170
**D	LEGAL AND GENERAL INVESTMENT MANAGEMENT	0	537.936	537.936
**D	LEGAL AND GENERAL	0	84.285	84.285
**D	LEGAL AND GENERAL ASSURANCE SOCIETY LIMITED	0	15.621.196	15.621.196
**D	STANDARD LIFE ASSURANCE LIMITED	0	1.291.376	1.291.376
**D	THE TRUSTEES OF THE STANDARD LIFE SCHEME	0	367.401	367.401
**D	SLIC - EUROPEAN EQUITY GROWTH FUND	0	507.586	507.586
**D	SLIC - GLOBAL EQUITY INCOME FUND	0	18.608.686	18.608.686
**D	CITIBANK INTERNATIONAL PLC AS TRUSTEE CITIBANK INT.PLC	0	304.759	304.759
**D	INVESCO POOLED INVESTMENT FUND - EUROPE FUND	0	103.093	103.093
**D	AEGON CUSTODY B.V	0	929.464	929.464
**D	AEGON CUSTODY B.V	0	469.367	469.367
**D	THE NOMURA TRUST AND BANKING CO LTD	0	18.148	18.148
**D	THE NOMURA TRUST AND BANKING CO LTD	0	34.852	34.852
**D	BERESFORD FUNDS PLC	0	1.367.064	1.367.064
**D	SLIC II - STANDARD LIFE INVESTMENTS	0	448.365	448.365
**D	SARASIN THEMATIC GLOBAL EQUITY (STERLING HEDGED)	0	312.505	312.505
**D	PRINCIPAL TRUST COMPANY (ASIA LIMITED)	0	1.199.394	1.199.394
**D	CFSIL - COMMONWEALTH GLOBAL SHARE FUND 22	0	361.060	361.060
**D	CFSIL - COMMONWEALTH GLOBAL SHARE FUND 23	0	106.613	106.613
**D	COLONIAL FIRST STATE INVESTMENTS LIMITED	0	5.228.732	5.228.732
**D	ABERDEEN STANDARD OEIC II - ASI EUROPE EX UK INCOME EQUITY FUND	0	15.668.010	15.668.010
**D	STICHTING PGM DEPOSITARY	0	768.075	768.075
**D	MACQUARIE INVESTMENT MANAGEMENT LIMITED	0	97.409	97.409
**D	INTERNATIONAL EQUITIES FUND	0	332.712	332.712
**D	PRINCIPAL MFF EUROPEAN EQUITY FUND	0	121.476	121.476
**D	NATIONAL COUNCIL FOR SOCIAL SECURITY FUND.	0		

EAD

S27

LISTA ESITO DELLE VOTAZIONI

OGGETTO: Autorizzazione all'acquisto e alla disposizione di azioni proprie, previa revoca dell'autorizzazione conferita dall'Assemblea ordinaria del 16 maggio 2019. Dell'berazioni inerenti e conseguenti

FAVOREVOLI

Badge	Ragione Sociale	Proprio	Delega	Totale
**D	REGON CUSTODY B.V.	0	423.000	423.000
**D	LEGG MASON INC	0	2.200	2.200
**D	CFSIL - COLONIAL FIRST STATE GLOBAL ASSET MANAGEMENT MULTI SECTOR TRUST 1	0	3.123	3.123
**D	SDA INTL EQUITY INDEX FD WORLD	0	211.448	211.448
**D	EATON VANCE INTERNATIONAL (IRELAND)	0	7.377	7.377
**D	CBOSC-CBGS-WGSS07	0	105.419	105.419
**D	ARCHDIOCESE OF DETROIT	0	38.334	38.334
**D	SIGNATURE GLOBAL INCOME AND GROWTH FUND	0	1.584.600	1.584.600
**D	THREADNEEDLE (LUX) COLUMBIA THREADNEEDLE INVESTMENTS	0	124.776	124.776
**D	JANUS HENDERSON CAPITAL FUNDS PLC	0	272.046	272.046
**D	CBOSC ATF CW BK GRP SUP WGSS08	0	43.922	43.922
**D	PINEBRIDGE FUND SERIES PINEBRIDGE EUROPE EQUITY FUND	0	304.450	304.450
**D	SOLARI LANE TRUST	0	52.630	52.630
**D	CITIBANK INTERNATIONAL PLC	0	1.787.516	1.787.516
**D	STANDARD LIFE WEALTH ACER FUND CITIBANK INTERNATIONAL PLC	0	66.313	66.313
**D	OLD MUTUAL EUROPEAN EQUITY (EX UK FUND A SUB FUND OF OLD MUTUAL INVESTMENT FUNDS SERIES II	0	17.248	17.248
**D	JOHN HANCOCK VARIABLE INSURANCE TRUST INTERNATIONAL VALUE TRUST	0	272.870	272.870
**D	JOHN HANCOCK VARIABLE INSURANCE TRUST INTERNATIONAL EQUITY INDEX TRUST	0	290.158	290.158
**D	JOHN HANCOCK FUNDS II INTERNATIONAL VALUE FUND	0	228.671	228.671
**D	VICTORY TRIVALENT INTERNATIONAL FUND - CORE EQUITY	0	124.414	124.414
**D	LEGAL AND GENERAL COLLECTIVE INVESTMENT TRUST	0	1.878.421	1.878.421
**D	VICTORY CAPITAL INTERNATIONAL COLLECTIVE INVESTMENT TRUST	0	48.766	48.766
**D	COMMONWEALTH SPECIALIST FUND 36	0	92.296	92.296
**D	CFSIL RE COLONIAL FIRST STATE INVESTMENT FUND 10	0	271.442	271.442
**D	STANDARD LIFE INVESTMENTS LIABILITY SOLUTIONS ICAV	0	180.441	180.441
**D	NEUBURG NOMINEES LIMITED INVESTORS WHOLESALERE GLOBAL EQUITY (INDEX) TRUST	0	335.327	335.327
**D	LATVIJAS BANKA	0	99.499	99.499
**D	VICTORY RS GLOBAL FUND	0	141.881	141.881
**D	VICTORY RS INTERNATIONAL FUND	0	919.647	919.647
**D	VICTORY RS INTERNATIONAL VIP SERIES	0	410.187	410.187
**D	JOHN HANCOCK FUNDS II INTERNATIONAL STRATEGIC EQUITY ALLOCATION FUND	0	509.359	509.359
**D	MACQUARIE MULTI-FACTOR FUND	0	127.774	127.774
**D	HOSPLDS POOLED SUPERANNUATION TRUST	0	159.045	159.045
**D	VICTORYSHARES DEVELOPED ENHANCED VOLATILITY WTD INDEX ETF	0	10.091	10.091
**D	VICTORYSHARES INTERNATIONAL VOLATILITY WTD INDEX ETF	0	29.818	29.818
**D	CITITRUST LIMITED AS TRUSTEE OF BLACKROCK PREMIER FUNDS-BLACKROCK WORLD EQUITY INDEX FUND	0	41.697	41.697
**D	INVESTCO POOLED INVESTMENT FUND-GLOBAL STRATEGIC EQUITY FUND	0	86.400	86.400
**D	THE HARBORWALK PRIVATE TRUST - THEINTERNATIONAL EQUITY FUND	0	59.140	59.140
**D	STANDARD LIFE WEALTH GLOBAL EQUITY INCOME FUND	0	47.583	47.583
**D	STYCHTING ALGEMEEN PENSIOENFONDS	0	331.326	331.326
**D	SOCIALLY RESPONSIBLE DEVELOPED MARKETS FUNDAMENTAL INDEX CTF	0	12.993	12.993
**D	SUN LIFE GLOBAL INVESTMENTS (CANADA) INC C/O ISS	0	208.338	208.338

LISTA ESITO DELLE VOTAZIONI

Oggetto: Autorizzazione all'acquisto e alla disposizione di azioni proprie, previa revoca dell'autorizzazione conferita dall'Assemblea ordinaria del 16 maggio 2019. Deliberazioni inerenti e conseguenti

FAVOREVOLI

Badge	Ragione Sociale	Proprio	Delega	Totale
**D	ABERDEEN INVESTMENT FUNDS UK ICVC II - ABERDEEN WORLD EQUITY ENHANCED INDEX FUND	0	192.524	192.524
**D	ABERDEEN INVESTMENT FUNDS UK ICVC II - ABERDEEN EUROPEAN EQUITY ENHANCED INDEX FUND	0	517.672	517.672
**D	ABERDEEN INVESTMENT FUNDS UK ICVC II - ABERDEEN EUROPEAN EQUITY TRACKER FUND	0	84.415	84.415
**D	LIFE INTERNATIONAL DESIGNATED ACTIVITY COMPANY	0	1.255.779	1.255.779
**D	USAA CAPITAL GROWTH FUND	0	534.507	534.507
**D	USAA INTERNATIONAL FUND	0	5.362.442	5.362.442
**D	USAA WORLD GROWTH FUND	0	1.377.587	1.377.587
**D	VICTORYSHARES USA MSCI INTERNATIONAL VALUE MOMENTUM ETF	0	253.730	253.730
**D	PRINCIPAL FINANCIAL SERVICES INC. - LISTED INFRASTRUCTURE	0	59.516	59.516
**D	UBS (LUX) EQUITY SICAV - GLOBAL OPPORTUNITY (USD)	0	307.828	307.828
**D	VERDIPAPIFONDET DNB GLOBAL IV	0	8.146.143	8.146.143
**D	VERDIPAPIFONDET DNB GLOBAL INVEST	0	1.821.981	1.821.981
**D	VERDIPAPIFONDET DNB GLOBAL INDEKS	0	415.503	415.503
**D	STANDARD LIFE WEALTH FALCON FUND	0	561.647	561.647
**D	VERDIPAPIFONDET DNB EUROPA	0	111.266	111.266
**D	USAA MUTUAL FUNDS TRUST	0	88.860	88.860
**D	UBS FUND MGT (CH) AG VAAKEU / CH0066	0	441.333	441.333
**D	MANDATORY PROVIDENT FUND SCHEMES	0	10.608	10.608
**D	TIMOTHY PLAN INTERNATIONAL ETF	0	17.577	17.577
**D	UNIFIED ACCUMULATIVE PENSION FUND JOINT STOCK COMPANY	0	39.088	39.088
**D	SYKHEJELPS-OG PENJSJONSORDNING FOR LEGER	0	13.556	13.556
**D	THE GRAUSTEIN TRUSTS PARTNERSHIP	0	10.499	10.499
**D	THE GUILFORD GLAZER NON-EXEMPT MARITAL TRUST	0	80.530	80.530
**D	POINT72 ASSOCIATES LLC - FSEU C/O THE CORPORATION TRUST COMPANY	0	1.745.703	1.745.703
**D	JANUS HENDERSON INTECH EQUITY MARKET NEUTRAL FUND LIMITED	0	977.684	977.684
**D	STATERA MASTER INVESTORS (CAYMAN) L.P.	0	33	33
**D	PANAGORA ASSET MANAGEMENT INC.	0	3.646	3.646
**D	LAZARD ASSET MANAGEMENT LLC QUANTITATIVE EQUITY FUNDS	0	2.275	2.275
**D	TUDOR SYSTEMATIC TACTICAL TRADING LTD - SERGEY C/O TUDOR INVESTMENT CORPORATION	0	1.267	1.267
**D	HANSJOERG WYSS REVOCABLE TRUST UAD	0	29.381	29.381
**D	THE HARRY L. BRADLEY JR. TRUSTS MASTER INVESTMENT PARTNERSHIP LLP C/O JACOBUS WEALTH MANAGEMENT	0	117.869	117.869
**D	THE JBUT MASTER INVESTMENT PARTNERSHIP LLP C/O JACOBUS WEALTH MANAGEMENT	0	276.873	276.873
**D	ATLAS ENHANCED MASTER FUND LTD. C/O MAPLES CORPORATE SERVICES LIMITED	0	16.179	16.179
**D	ATLAS MASTER FUND LTD. C/O MAPLES CORPORATE SERVICES LIMITED	0	181	181
**D	NOVA SCOTIA HEALTH EMPLOYEES PENSION PLAN	0	59.641	59.641
**D	MANULIFE SOBEYS GLOBAL EQUITY FUND	0	245.000	245.000
**D	MANULIFE GLOBAL INFRASTRUCTURE FUND	0	529.200	529.200
**D	REGIME DE RETRAITE DES COLS BLEUS DE LA VILLE DE MONTREAL	0	88.877	88.877
**D	SENTRY GLOBAL INFRASTRUCTURE PRIVATE TRUST	0	81.914	81.914
**D	SENTRY GLOBAL INFRASTRUCTURE FUND	0	1.689.050	1.689.050
**D	REGIME DE RETRAITE DE L'UNIVERSITE DU QUEBEC TOUR DE LA CITE	0	42.911	42.911
**D	MANULIFE INTERNATIONAL STOCK FUND UT	0	657.458	657.458

SEP

GA

LISTA ESITO DELLE VOTAZIONI

Oggetto: Autorizzazione all'acquisto e alla disposizione di azioni proprie, previa revoca dell'autorizzazione conferita dall'Assemblea ordinaria del 16 maggio 2019. Deliberazioni inerenti e conseguenti

FAVOREVOLI

Badge	Ragione Sociale	Proprio	Delega	Totale
**D	RBC QUANT EAFE EQUITY LEADERS ETF	0	8.916	8.916
**D	RBC QUANT EUROPEAN DIVIDEND LEADERS ETF	0	18.434	18.434
**D	RBC QUBE LOW VOLATILITY GLOBAL EQUITY FUND	0	2.345.814	2.345.814
**D	RBC QUBE LOW VOLATILITY GLOBAL EQUITY FUND	0	53.901	53.901
**D	RBC O SHAUGHNESSY GLOBAL EQUITY FUND	0	118.919	118.919
**D	RBC O SHAUGHNESSY INTERNATIONAL EQUITY FUND	0	533.811	533.811
**D	THE PUBLIC INSTITUTION FOR SOCIAL SECURITY	0	14.420	14.420
**D	SL MFS LOW VOL INTL EQ FD	0	75.233	75.233
**D	CWB ONYX GLOBAL EQUITY FUND	0	100.000	100.000
**D	IA CLARINGTON GLOBAL VALUE FUND 1080 SUCC TERMINUS	0	2.325	2.325
**D	CC AND I ALTERNATIVE GLOBAL EQUITY FUND	0	202.720	202.720
**D	NEIMC EAFE EQUITY INDEX FUND	0	71.435	71.435
**D	MUNICIPAL EMPLOYEES PENSION PLAN C/O GLASS LEWIS AND CO	0	220.542	220.542
**D	MUNICIPAL EMPLOYEES PENSION PLAN C/O ISS	0	756.716	756.716
**D	PUBLIC EMPLOYEES PENSION PLAN C/O ISS	0	32.886	32.886
**D	RBC QUBE STABLE DIVIDEND GLOBAL	0	118.000	118.000
**D	MANULIFE GLOBAL INFRASTRUCTURE CLASS	0	11.316	11.316
**D	NEIMC EAFE EQUITY INDEX FUND - CLASS N	0	10.000	10.000
**D	IAC INTERNATIONAL EQUITY FD	0	55.552	55.552
**D	PAVILLION INTERNATIONAL FOCUSED EQUITY POOL	0	170.587	170.587
**D	THE REPRESENTATIVE CHURCH BODY	0	795.341	795.341
**D	HEXAVEST EUROPE FUND	0	109.651	109.651
**D	PERPETUAL ECONOMIC DIVERSIFICATION GLOBAL EQUITY FUND	0	20.610	20.610
**D	AMUNDI CANADA INC C/O ISS	0	15.143	15.143
**D	INDUSTRIAL ALLIANCE INSURANCE AND FINANCIAL SERVICES INC.	0	27.000	27.000
**D	FUT15 FONDS INDUSTRIELLE ALLIANCE	0	313.339	313.339
**D	CI SIGNATURE CANADIAN BALANCED FUND	0	456.000	456.000
**D	EL FINANCIAL CORPORATION LIMITED	0	55.139	55.139
**D	DOFASCO SUPPLEMENTARY RETIREMENT INCOME PLAN	0	189.200	189.200
**D	BROOKFIELD PUBLIC SECURITIES GROUP LIC C/O ISS	0	739.400	739.400
**D	BROOKFIELD GLOBAL LISTED INFRASTRUCTURE CANADIAN POOLED FUND	0	204.400	204.400
**D	SHORT BROTHERS CIF TRUSTEE LIMITED	0	25.870	25.870
**D	SHORT BROTHERS CIF TRUSTEE LIMITED C/O GROUPE INVESTISSEMENT RESPONSIBLE	0	206.061	206.061
**D	SHORT BROTHERS CIF TRUSTEE LIMITED	0	67.676	67.676
**D	BOMBARDIER TRUST (CANADA) GLOBAL	0	304.500	304.500
**D	BOMBARDIER TRUST (CANADA) REAL RETURN ASSETS FUND BOMBARDIER INC	0	117.000	117.000
**D	THE BOMBARDIER TRUST (UK)	0	24.638	24.638
**D	THE BOMBARDIER TRUST (UK)	0	193.399	193.399
**D	THE BOMBARDIER TRUST (UK)	0	812.352	812.352
**D	CI CORPORATE CLASS LIMITED	0	987.632	987.632
**D	SIGNATURE INCOME AND GROWTH FUND	0	9.300.151	9.300.151
**D	TOWERS WATSON COMMON CONTRACTUAL FUND	0	413.539	413.539
**D	UBI SICAV - GLOBAL INFRASTRUCTURE	0		

LISTA ESITO DELLE VOTAZIONI

OGGETTO: Autorizzazione all'acquisto e alla disposizione di azioni proprie, previa revoca dell'autorizzazione conferita dall'Assemblea ordinaria del 16 maggio 2019. Deliberazioni inerenti e conseguenti

FAVOREVOLI

Badge	Ragione Sociale	Proprio	Delega	Totale
**D	SIGNATURE CANADIAN BALANCED FUND	0	568.722	568.722
**D	SIGNATURE DIVIDEND FUND	0	199.720	199.720
**D	CI GLOBAL FUND	0	145.378	145.378
**D	SIGNATURE SELECT CANADIAN FUND	0	853.744	853.744
**D	SIGNATURE GLOBAL DIVIDEND FUND	0	479.300	479.300
**D	THE ENDEAVOUR II FUND	0	21.993	21.993
**D	TRIASIMA ALL COUNTRY WORLD EQUITYFUND	0	14.800	14.800
**D	RBC DEXIA TORONTO POOLED CLIENTS A/C	0	8.035	8.035
**D	WELLINGTON TRUST COMPANY NATIONAL ASSOCIATE MULTIPLE COMMON TRUST UNDS - CTF GLOBAL MANAGED RISK PLUS II PORTFOLIO	0	70.864	70.864
**D	XPO LOGISTICS RETIREMENT MASTER TRUST	0	143.056	143.056
**D	ECOFIN WATER AND POWER OPPORTUNITIES PLC CO BNP PARIBAS SECURITIES SERVICES	0	1.435.708	1.435.708
**D	WELLINGTON MANAGEMENT COMPANY LLP	0	1.134.653	1.134.653
**D	ATLAS MASTER LTD	0	48.609	48.609
**D	MAPLES CORPORATE SERVICES LIMITED	0	26.964	26.964
**D	LSVIEHE, LSVZEH	0	12.600	12.600
**D	LAZARD ASSET MANAGEMENT LLC C/O LAARD ASSET MANAGEMENT LLC - EUROPEAN LONG/SHORT	0	65.515	65.515
**D	BENTON INVESTMENT FUND	0	62.553	62.553
**D	RBC QUANT GLB INFRA ID ETF	0	8.822	8.822
**D	PRIVATE CLIENT INTL EQ PORT II	0	734.185	734.185
**D	PC INTL EQUITY INC AND GROWTH PT	0	451.133	451.133
**D	THE SHAKESPEARE HEAD FUND	0	117.561	117.561
**D	GREENCHIP GLOBAL EQUITY FUND	0	425.000	425.000
**D	NEW STAR SAFE FUND	0	99.073	99.073
**D	DOFASCO EMPLOYEES SAVINGS AND PROFITS SHARING FUND	0	10.374	10.374
**D	RBC PRIVATE WORLD EQUITY POOL	0	401.909	401.909
**D	BOMBARDIER TRUST (CANADA) GLOBAL EQUITIES FUND	0	501.870	501.870
**D	CI INCOME ADVANTAGE FUND	0	480.500	480.500
**D	CASTLEROCK ENHANCED YIELD FUND	0	1.688.270	1.688.270
**D	ALDER INVESTMENT FUND	0	101.640	101.640
**D	KAYNE ANDERSON CAPITAL ADVISORS LP	0	59.120	59.120
**D	LOCKHEED MARTIN CORPORATION MASTER RETIREMENT TRUST.	0	889.538	889.538
**D	AEGON CUSTODY B.V.	0	821.202	821.202
**D	AEGON CUSTODY B.V.	0	325.439	325.439
**D	AEGON CUSTODY B.V.	0	1.046.424	1.046.424
**D	AEGON CUSTODY B.V.	0	24.658	24.658
**D	GOVERNMENT OF NORWAY	0	242.491.304	242.491.304
**D	RBCISB PHITRUST ACTIVE INVITORS EU	0	19.422	19.422
**D	THE ARROWSTREET COMMON CONTRACTUAL FUND	0	2.858.653	2.858.653
**D	DWS INVESTMENT GMBH FOR VERMOEGENSMANAGEMENT	0	381.090	381.090
**D	DWS INVESTMENT GMBH FOR ALBATROS FONDS	0	35.429	35.429
**D	DWS INVESTMENT GMBH FOR DWS EUROPE DYNAMIC	0	55.451	55.451

LISTA ESITO DELLE VOTAZIONI
Oggetto: Autorizzazione all'acquisto e alla disposizione di azioni proprie, previa revoca dell'autorizzazione conferita dall'Assemblea ordinaria del 16 maggio 2019. Deliberazioni inerenti e conseguenti

FAVOREVOLI

Badge	Ragione Sociale	Proprio	Delega	Totale
**D	DWS INVESTMENT GMBH FOR DWS QI LOWVOL EUROPE	0	619.842	619.842
**D	DWS INVESTMENT GMBH FOR E. ON AKTIENFONDS DWS	0	75.000	75.000
**D	DWS INVESTMENT GMBH FOR DWS VORSORGE AS (DYNAMIK)	0	259.352	259.352
**D	DWS INVESTMENT GMBH FOR LOEWEN AKTIENFONDS	0	55.000	55.000
**D	DWS INVESTMENT GMBH FOR DWS VORSORGE AS FLEX	0	106.016	106.016
**D	DWS INVESTMENT GMBH FOR DYNAMIC EUROPE BALANCE	0	72.283	72.283
**D	DWS INVESTMENT GMBH FOR DWS QI EUROZONE EQUITY	0	329.050	329.050
**D	DWS INVESTMENT GMBH FOR DWS QI EUROPEAN EQUITY	0	110.223	110.223
**D	DWS INVESTMENT GMBH FOR MULTI-INDEX EQUITY FUND	0	61.836	61.836
**D	DWS INVEST. MIT TEILGESE. FOR FIX INC AND ALT	0	368.613	368.613
**D	ISHARES II PUBLIC LIMITED COMPANY	0	24.278.419	24.278.419
**D	ISHARES PUBLIC LIMITED COMPANY	0	3.393.848	3.393.848
**D	ISHARES V PUBLIC LIMITED COMPANY	0	661.965	661.965
**D	ISHARES III PUBLIC LIMITED COMPANY	0	7.005.947	7.005.947
**D	ISHARES VI PUBLIC LIMITED COMPANY	0	1.194.749	1.194.749
**D	ISHARES IV PUBLIC LIMITED COMPANY	0	3.085.175	3.085.175
**D	ISHARES VII PLC	0	18.563.050	18.563.050
**D	BLACKROCK AM DE AG FOR ISHS CORE EURO STOXX 50 UCITS ETF (DE)	0	16.175.868	16.175.868
**D	BLACKROCK AM DE FOR ISHARES EURO STOXX UCITS ETF (DE)	0	2.075.989	2.075.989
**D	BLACKROCK AM DE FOR ISHARES STOXX EUROPE 50 UCITS ETF (DE)	0	391.918	391.918
**D	BLACKROCK AM DE FOR ISHS STOXX EUROPE LARGE 200 UCITS ETF	0	94.188	94.188
**D	BLACKROCK AM DE FOR ISHARES STOXX EUROPE 600 UCITS ETF (DE)	0	5.431.153	5.431.153
**D	ISHARES I INV MIT TGV F ISHS ST EUROPE 600 UTILITIES UCITS ETF	0	6.481.589	6.481.589
**D	XEROX CORPORATION RETIREMENT & SAVINGS PLAN	0	119.200	119.200
**D	TEACHERS' RETIREMENT SYSTEM OF THE STATE OF ILLINOIS	0	1.761.514	1.761.514
**D	TEACHERS' RETIREMENT SYSTEM OF THE STATE OF ILLINOIS	0	3.382.127	3.382.127
**D	KAISER PERMANENTE GROUP TRUST	0	2.338.627	2.338.627
**D	KAISER FOUNDATION HOSPITALS	0	776.154	776.154
**D	FIDELITY INVESTMENT TRUST: FIDELITY TOTAL INT EQUITY FUND	0	81.100	81.100
**D	FIDELITY RUTLAND SQUARE TRUST II: STRAT ADV FID INTL FUND	0	693.784	693.784
**D	FIDELITY INVESTMENT TRUST: FIDELITY SERIES INVALUE FUND	0	36.083.150	36.083.150
**D	FIDELITY INVESTMENT TRUST: FIDELITY INTER CAPITAL APP K6 FUND	0	1.058.300	1.058.300
**D	FIDELITY INVESTMENT TRUST: FIDELITY FLEX INTERNATIONAL FUND	0	78.633	78.633
**D	FIDELITY RUTLAND SQUARETRUST II: STRATEGIC ADVISERS INT	0	1.947.000	1.947.000
**D	BRUNEI INVESTMENT AGENCY	0	64.650	64.650
**D	INTERNATIONALE KAPITALANLAGESELFSCHAFT MBH FOR ANP	0	18.436	18.436
**D	LAUDUS INTERNATIONAL MARKETMASTERS FUND	0	226.739	226.739
**D	SCHWAB INTERNATIONAL EQUITY ETF	0	9.838.108	9.838.108
**D	SANFORD-C BERNSTEIN FUND INC- TAX MANAGED INTL PTF.	0	3.501.961	3.501.961
**D	AB CANADA GLOBAL STRATEGIC CORE EQUITY FUND	0	5.117.370	5.117.370
**D	AB CANADA INTL VALUE EQUITY (CAP-WEIGHTED, UNHEDGED) FUND	0	722.810	722.810
**D		0	138.460	138.460

GA

532

LISTA ESITO DELLE VOTAZIONE
Oggetto: Autorizzazione all'acquisto e alla disposizione di azioni proprie, previa revoca dell'autorizzazione conferita dall'Assemblea ordinaria del 16 maggio 2019. Deliberazioni inerenti e conseguenti

FAVOREVOLI

Badge	Regione Sociale	Proprio	Delega	Totale
**D	AB TRUST - AB INTERNATIONAL VALUE FUND	0	371.380	371.380
**D	DUPONT PENSION TRUST	0	188.643	188.643
**D	JOHN HANCOCK ENDURING EQUITY FUND	0	2.023.567	2.023.567
**D	JOHN HANCOCK VAR INS TRUST STRATEGIC EQUITY ALLOCATION	0	1.692.079	1.692.079
**D	JOHN HANCOCK FUNDS II STRATEGIC EQUITY ALLOCATION FUND	0	825.422	825.422
**D	JOHN HANCOCK DISCIPLINED VALUE INTERNATIONAL FUND	0	1.717.853	1.717.853
**D	PENSION BENEFIT GUARANTY CORPORATION	0	892.732	892.732
**D	INTERNATIONALE KAPITAL MBH FOR LH-PRIVATRENTE-AKTIE	0	500.000	500.000
**D	INTERNATIONAL PAPER CO COMMINGLED INVESTMENT GROUP	0	1.521.309	1.521.309
**D	LAZARD ASSET MANAGEMENT LLC	0	11.637	11.637
**D	LAZARD INTERNATIONAL EQUITY SELECT PORTFOLIO	0	193.015	193.015
**D	LAZARD RETIREMENT INTERNATIONAL EQUITY PORTFOLIO	0	360.701	360.701
**D	LAZARD GLOBAL STRATEGIC EQUITY PORTFOLIO	0	6.040	6.040
**D	LAZARD INTERNATIONAL EQUITY ADVANTAGE PORTFOLIO	0	5.354	5.354
**D	LAZARD REAL ASSETS AND PRICING OPPORTUNITIES	0	4.556	4.556
**D	LAZARD ESC INTERNATIONAL STRATEGIC EQUITY	0	25.815	25.815
**D	DEKA INVESTMENT GMBH FOR SFT 3-FONDS	0	68.306	68.306
**D	ALLIANZ GLOBAL INVESTORS GMBH FOR DBI-FONDS SFT 4	0	92.963	92.963
**D	J & J PENSION FUND OFF	0	313.087	313.087
**D	MFS VARIABLE INSURANCE TRUST - MFS UTILITIES SERIES	0	4.721.794	4.721.794
**D	GOLDMAN SACHS TRST II-GOLDMAN SACHS MULTI-MNGR GLOBAL	0	7.015	7.015
**D	GOLDMAN SACHS TRUST II-GOLDMAN SACHS M-M REAL ASSETS STRAT	0	61.558	61.558
**D	GOLDMAN SACHS TRUST II-GOLDMAN SACHS GLOBAL	0	72.947	72.947
**D	GOLDMAN SACHS TRUST II GOLDMAN SACHS GOG PART INTL OPP FD	0	21.218	21.218
**D	OREGON PUBLIC EMPLOYEES RETIREMENT SYSTEM	0	15.002.364	15.002.364
**D	ALLIANCEBERNSTEIN GLOBAL RISK ALLOCATION FUND INC	0	3.939.030	3.939.030
**D	AB CAP FUND, INC. - AB ALL MARKET INCOME PORTFOLIO	0	10.639	10.639
**D	BERNSTEIN FUND, INC.- INTERNATIONAL STRATEGIC EQUITIES PTF	0	24.086	24.086
**D	AB BOND FUND, INC. - AB ALL MARKET REAL RETURN PORTFOLIO	0	12.617.970	12.617.970
**D	AB COLLECTIVE INVESTMENT TRUST SERIES	0	427.620	427.620
**D	ALLIANCEBERNST VAR PROD SER F INC.ALLIANCEB DYN ASSET	0	932.785	932.785
**D	AB VARIABLE PROD SERIES FUND, INC. - AB INT VALUE PORTFOLIO	0	88.110	88.110
**D	AB VARIABLE PROD SERIES FD, INC.-AB BALANCED WEALTH STG	0	862.050	862.050
**D	RUSSELL TRUST CO COMMINGLED EMPLOYEE BENEFIT FUNDS TRUST	0	17.052	17.052
**D	INVECO V.I. GLOBAL CORE EQUITY FUND	0	1.736.072	1.736.072
**D	ALLIANZ GLOBAL INVESTORS GMBH FOR ALLIANZGI-FONDS INDU	0	180.932	180.932
**D	ALLIANZ GLOBAL INVESTORS GMBH FOR DBI-FONDS ANDUS	0	18.623	18.623
**D	THE MASTER TRUST BK OF JP LTD: HITACHI FOREIGN EQ INDEX MF	0	550.000	550.000
**D	SPDR MSCI WORLD QUALITY MIX FUND	0	211.090	211.090
**D	GNAM GROUP PENSION TRUST III	0	1.302	1.302
**D	GNAM INVESTMENT FUNDS TRUST	0	885.056	885.056
**D		0	264.891	264.891

ET

533

LISTA ESITO DELLE VOTAZIONI

Oggetto: Autorizzazione all'acquisto e alla disposizione di azioni proprie, previa revoca dell'autorizzazione conferita dall'Assemblea ordinaria del 16 maggio 2019. Deliberazioni inerenti e conseguenti

FAVOREVOLI

Badge	Ragione Sociale	Proprio	Delega	Totale
**D	GMAM INVESTMENT FUNDS TRUST	0	532.900	532.900
**D	GMAM GROUP PENSION TRUST II	0	423.939	423.939
**D	GMAM GROUP PENSION TRUST II	0	117.208	117.208
**D	IBM RETIREMENT PLAN	0	41.010	41.010
**D	INVECO INTERNATIONAL CORE EQUITY FUND	0	276.893	276.893
**D	ALLIANZ GLOBAL INV GMSH FOR ALLIANZGI-FONDS SFT2	0	135.021	135.021
**D	INSTITUTIONAL RETIREMENT TRUST	0	42.774	42.774
**D	DMS INVESTMENT GMBH FOR DEAM FONDS BBS	0	39.100	39.100
**D	INTERNATIONALE KAPITALANLAGESELLSCHAFT MEH FOR NAEV	0	752.289	752.289
**D	THORNBERG GLOBAL INVESTMENT PLC	0	144.851	144.851
**D	ARIZONA STATE RETIREMENT SYSTEM	0	561.480	561.480
**D	AB FUND N.V.	0	842.922	842.922
**D	AMERICAN BAR ASSOCIATION MEMBERS/MTC	0	68.500	68.500
**D	AMERICAN CENTURY WORLD MUTUAL FUNDS, INC. INTL VALUE F	0	46.864	46.864
**D	AMERICAN CENTURY WORLD MUTUAL FUNDS INC - NT INT VALUE	0	810.873	810.873
**D	AMERICAN CENTURY RETIREMENT DATE TRUST	0	422.589	422.589
**D	JP TR SERV BK LTD ATF MATB MSCI KOKUSAI INDEX MOTHER F	0	43.110	43.110
**D	AXA IM SMART MATCHING SOLUTIONS PUBLIC LIMITED	0	28.883	28.883
**D	REAVESUTILITYINCOMEFUNDFUND	0	4.217.021	4.217.021
**D	ANIMA FUNDS PLC	0	2.103.991	2.103.991
**D	THE MASTER TRUST BK OF JP LTD ATF INVECO OVERSEAS EO OPEN M	0	9.641	9.641
**D	THE MASTER TRUST BK OF JP RE F RUSSELL INV (JP) INTL EQUITY F	0	58.686	58.686
**D	ARCHITAS MULTI-MANAGER GLOBAL FUNDS UNIT TRUST	0	31.278	31.278
**D	ARCHITAS MULTI-MANAGER GLOBAL FUNDS UNIT TRUST	0	70.121	70.121
**D	AXA INVESTMENT MANAGERS DEUTSCHLAND GMBH	0	29.237	29.237
**D	AXA ROSENBERG EQUITY ALPHA TRUST	0	263.847	263.847
**D	STATE OF ALASKA RETIREMENT AND BENEFITS PLANS	0	412.675	412.675
**D	THE WALT DISNEY COMPANY RETIREMENT PLAN MASTER TRUST	0	150.259	150.259
**D	THE MASTER TRUST BK OF JP LTD: RUSSELL GIB ENVIR TECH FUND	0	18.309	18.309
**D	TIRA-CREF QUANT INTERNATIONAL EQUITY FUND	0	1.867.559	1.867.559
**D	COLLEGE RETIREMENT EQUITIES FUND	0	2.351.453	2.351.453
**D	TIRA-CREF SOCIAL CHOICE INTERNATIONAL EQUITY FUND	0	403.784	403.784
**D	TEACHERS INSURANCE AND ANNUITY ASSOCIATION OF	0	2.834	2.834
**D	BRIGHTHOUSE FUNDS TRUST I - AB GLOBAL DYNAMIC ALLOCATION	0	703.653	703.653
**D	BRIGHTHOUSE FUNDS TRUST I - SCHROEDERS GLOBAL MULTI-ASSET	0	34.903	34.903
**D	BRIGHTHOUSE FUNDS TRUST I - JPMORGAN GBL ACTIVE ALL	0	394.753	394.753
**D	UBS (US) GROUP TRUST	0	483.024	483.024
**D	UAW RETIREE MEDICAL BENEFITS TRUST	0	1.298.727	1.298.727
**D	THE ALPHAGEN EUROPEAN BEST IDEAS FUND, LLC	0	715.831	715.831
**D	CENTRAL PROVIDENT FUND BOARD	0	14.645	14.645
**D	FIDUCIE GLOB DES REGIMES DE RETR DE LA SOC TRANSPORT	0	86.500	86.500
**D	DESJARDINS GLOBAL BALANCED STRATEGIC INCOME FUND	0	26.079	26.079

534

Assemblea Ordinaria del 14 maggio 2020

ENEL S.p.A.

LISTA ESITO DELLE VOTAZIONE

OGGETTO: Autorizzazione all'acquisto e alla disposizione di azioni proprie, previa revoca dell'autorizzazione conferita dall'Assemblea ordinaria del 16 maggio 2019. Deliberazioni inerenti e conseguenti

FAVOREVOLI

Badge	Ragione Sociale	Proprio	Delega	Totale
**D	NEI INTERNATIONAL EQUITY FUND	0	230.400	230.400
**D	FIDUCIE GLOB DES REGIMES DE RETR. DE LA SOC TRANSPORT	0	135.110	135.110
**D	NEI GLOBAL EQUITY POOL	0	125.244	125.244
**D	CALVERT IMPACT FUND, INC. - CALVERT GLOBAL ENERGY SOLUTIONS FD	0	100.291	100.291
**D	CALVERT VP EAFE INTERNATIONAL INDEX PORTFOLIO	0	67.387	67.387
**D	CALVERT RESP INX SRS, INC.-CLVRT DVD MKRTS EX-U.S. RSP INX FD	0	126.667	126.667
**D	CALVERT (IE) PUBLIC LIMITED COMPANY	0	1.448.320	1.448.320
**D	CAISSE DE DEPOT ET PLACEMENT DU QUEBEC	0	4.965.293	4.965.293
**D	AMERICAN BEACON ADVISORS COLLECTIVE INVESTMENT TRUST	0	654.255	654.255
**D	AMERICAN BEACON INTERNATIONAL EQUITY FUND	0	2.367.945	2.367.945
**D	AMERICAN BEACON DIVERSIFIED FUND	0	133.777	133.777
**D	THE REGENTS OF THE UNIVERSITY OF CALIFORNIA	0	3.838.993	3.838.993
**D	FIDELITY SELECT GLOBAL EQUITY INSTITUTIONAL TRUST	0	36.035	36.035
**D	FIDELITY SELECT INTERNATIONAL EQUITY INSTITUTIONAL TRUST	0	206.553	206.553
**D	FIDELITY INTERNATIONAL LOW VOLATILITY EQU	0	22.758	22.758
**D	FIDELITY SELECT GLOBAL PLUS ALL CAP EQUITY INSTIT TRUST	0	32.950	32.950
**D	MERCER FFTC NON-US EQUITY INVESTMENT PORTFOLIO LLC	0	115.300	115.300
**D	MERCER FFTC NON-US EQUITY INVESTMENT PORTFOLIO LLC	0	6.963	6.963
**D	EATON VANCE TAX-MANAGED GLOBAL BUY-WRITE OPPORTUNITIES	0	226.448	226.448
**D	PARAMETRIC INTERNATIONAL EQUITY FUND	0	242.788	242.788
**D	EATON VANCE RICHARD BERNSTEIN ALL ASSET STRATEGY FUND	0	127.008	127.008
**D	SOVECCI II LITEE	0	55.000	55.000
**D	EATON VANCE HEXAVEST GLOBAL EQUITY FUND	0	6.279	6.279
**D	EATON VANCE HEXAVEST INTERNATIONAL EQUITY FUND	0	11.892	11.892
**D	FUNDO DE SEGURANCA SOC GOV. DA REGIAO ADM. ESPECIAL DE	0	251.012	251.012
**D	FRANKLIN LIBERTYSHARES ICAY	0	23.907	23.907
**D	TAX - MANAGED INTERNATIONAL EQUITY PORTFOLIO	0	29.175	29.175
**D	HARBOR OVERSEAS FUND	0	28.931	28.931
**D	MERCER GE INTERNATIONAL EQUITY FUND	0	281.105	281.105
**D	MERCER GE INTERNATIONAL EQUITY FUND	0	198.800	198.800
**D	ALLIANZ VALEURS DURABLES	0	2.500.000	2.500.000
**D	ALLIANZ EPARGNE ACTIONS ISR SOLIDAIRE	0	132.000	132.000
**D	ALLIANZ ACTIONS EURO CONVICTIONS	0	2.104.000	2.104.000
**D	RUSSELL INVESTMENT COMPANY RUSSELL TAX-MANAGED INTEL EQ FUND	0	947.176	947.176
**D	RUSSELL INVESTMENT COMPANY RUSSELL GLOBAL	0	234.952	234.952
**D	RUSSELL INVESTMENT COMPANY RUSSELL MULTI-STRATEGY	0	68.199	68.199
**D	RUSSELL INVESTMENT COMPANY RUSSELL INTERNATIONAL EQUITY	0	129.158	129.158
**D	GMO FUNDS PLC GMO GLOBAL EQUITY ALLOCATION	0	64.358	64.358
**D	GMO FUNDS PLC GMO GLOBAL REAL RETURN (UCITS) FUND	0	1.372.112	1.372.112
**D	CATHAY LIFE INSURANCE CO LTD	0	24.776	24.776
**D	MARQUIS INSTITUTIONAL GLOBAL EQUITY PORTFOLIO	0	46.688	46.688
**D	HARTFORD MULTIFACTOR INTERNATIONAL FUND	0	1.036	1.036

535

GA

LISTA ESITO DELLE VOTAZIONI

Objetto: Autorizzazione all'acquisto e alla disposizione di azioni proprie, previa revoca dell'autorizzazione conferita dall'Assemblea ordinaria del 16 maggio 2019. Deliberazioni inerenti e conseguenti

FAVOREVOLI

Badge	Ragione Sociale	Proprio	Delega	Totale
**D	RUSSELL INVESTMENT COMPANY MULTI-ASSET GROWTH STRATEGY	0	42.755	42.755
**D	RUSSELL INVESTMENT COMPANY TAX-MANAGED REAL ASSETS	0	92.775	92.775
**D	HEXAVEST EAFE EQUITY FUND	0	99.050	99.050
**D	HEXAVEST ACWI EQUITY FUND	0	20.186	20.186
**D	HEXAVEST WORLD EQUITY FUND	0	139.495	139.495
**D	TRANSAMERICA INTERNATIONAL STOCK	0	293.112	293.112
**D	TRANSAMERICA JPMORGAN TACTICAL ALLOCATION VP	0	167.093	167.093
**D	TRANSAMERICA INTERNATIONAL EQUITY INDEX VP	0	29.530	29.530
**D	TRANSAMERICA GLOBAL EQUITY	0	215.031	215.031
**D	HOUSTON MUNICIPAL EMPLOYEES PENSION SYSTEM	0	9.192	9.192
**D	ICON INTERNATIONAL EQUITY FUND	0	101.600	101.600
**D	TANGERINE BALANCED INCOME PORTFOLIO	0	20.259	20.259
**D	TANGERINE BALANCED GROWTH PORTFOLIO	0	132.741	132.741
**D	TANGERINE EQUITY GROWTH PORTFOLIO	0	127.058	127.058
**D	MAINSTAY VP CUSHING RENAISSANCE ADVANTAGE PORTFOLIO	0	143.880	143.880
**D	MASSMUTUAL SELECT BLACKROCK GLOBAL ALLOCATION FUND	0	108.096	108.096
**D	TRANSAMERICA BLACKROCK GLOBAL ALLOCATION VP	0	488.599	488.599
**D	MERCER GLOBAL LOW VOLATILITY EQUITY FUND	0	1.089.051	1.089.051
**D	MM MSCI EAFE INTERNATIONAL INDEX FUND	0	29.169	29.169
**D	GMO INVESTMENTS ICNAV/ GMO CLIMATE CHANGE INVESTMENT	0	130.476	130.476
**D	GMO CLIMATE CHANGE FUND	0	386.423	386.423
**D	GMO INTERNATIONAL EQUITY FUND	0	298.591	298.591
**D	GMO TAX-MANAGED INTERNATIONAL EQUITIES FUND	0	10.187.813	10.187.813
**D	RUSSELL INVESTMENT COMPANY IV PLC	0	66.231	66.231
**D	RUSSELL INVESTMENT COMPANY PLC	0	820.536	820.536
**D	JNL/ALLIANCEBERNSTEIN DYNAMIC ASSET ALLOCATION FUND	0	126.765	126.765
**D	JNL/BOSTON PARTNERS GLOBAL LONG SHORT EQUITY FUND	0	32.081	32.081
**D	JNL/LIAZARD INTERNATIONAL STRATEGIC EQUITY FUND	0	663.970	663.970
**D	JNL/MELLON CAPITAL EUROPEAN 30 FUND	0	309.642	309.642
**D	JNL/MELLON CAPITAL MSCI WORLD INDEX FUND	0	62.964	62.964
**D	SUNAMERICA SERIES TRUST - SA FIDELITY INST AM INT GROWTH	0	517.500	517.500
**D	OPENWORLD PUBLIC LIMITED COMPANY	0	705.394	705.394
**D	RUSSELL INVESTMENT COMPANY V PLC	0	128.866	128.866
**D	RUSSELL INVESTMENTS INSTITUTIONAL FUNDS PLC	0	35.490	35.490
**D	MULTI-STYLE, MULTI-MANAGER FUNDS PLC	0	103.963	103.963
**D	STATE STREET GLOBAL ALL CAP EQUITY EX-US INDEX PORTFOLIO	0	739.565	739.565
**D	STATE STREET INTERNATIONAL DEVELOPED EQUITY	0	2.046.180	2.046.180
**D	NEBRASKA PUBLIC EMPLOYEES RETIREMENT SYSTEMS	0	962.612	962.612
**D	CISCO SYSTEMS FOUNDATION	0	29.483	29.483
**D	INVESCO GLOBAL TARGETED RETURNS FUND	0	6.162	6.162
**D	INVESCO GLOBAL MARKET NEUTRAL FUND	0	1.455	1.455

GA

536

LISTA ESITO DELLE VOTAZIONE

Oggetto: Autorizzazione all'acquisto e alla disposizione di azioni proprie, previa revoca dell'autorizzazione conferita dall'Assemblea ordinaria del 16 maggio 2019. Deliberazioni inerenti e conseguenti

FAVOREVOLI

Badge	Ragione Sociale	Proprio	Delega	Totale
**D	INVECO GLOBAL CORE EQUITY FUND	0	1.827.025	1.827.025
**D	LOS ANGELES COUNTY EMPLOYEES RETIREMENT ASSOCIATION	0	3.430.675	3.430.675
**D	INTERNATIONALE KAPITALANLAGEGESELLSCHAFT MBH FOR DC	0	1.020.212	1.020.212
**D	SPDR PORTFOLIO MSCI GLOBAL STOCK MARKET ETF	0	30.509	30.509
**D	SPDR MSCI EAFE STRATEGICFACTORS ETF	0	111.842	111.842
**D	SPDR MSCI WORLD STRATEGICFACTORS ETF	0	2.134	2.134
**D	HARTFORD MULTIFACTOR DEVELOPED MARKETS	0	798.886	798.886
**D	HARTFORD MULTIFACTOR LOW VOLATILITY	0	4.044	4.044
**D	LAZARD GLOBAL INVESTMENT FUNDS PUBLIC LIMITED	0	1.101.909	1.101.909
**D	MARYLAND STATE RETIREMENT & PENSION SYSTEM	0	946.985	946.985
**D	RUSSELL INV MULTI-ASSET FACTOR EXPOSURE FUND	0	92.604	92.604
**D	ALLIANZ GLOBAL INVESTORS GMBH FOR CONVEST 21 VL	0	273.462	273.462
**D	ALLIANZ GLOBAL INVESTORS GMBH FOR FONDIS	0	186.435	186.435
**D	ALLIANZ GLOBAL INVESTORS GMBH FOR ALLIANZ VERM. EUROPA	0	1.322.077	1.322.077
**D	ALLIANZ GLOBAL INVESTORS GMBH FOR PREMIUMMANDAT	0	31.421	31.421
**D	ALLIANZ GLOBAL INVESTORS GMBH FOR ALLIANZ STRAT.	0	1.783.614	1.783.614
**D	ALLIANZ GLOBAL INVESTORS GMBH FOR ALLIANZ FLEXI	0	949.490	949.490
**D	THE PRUDENTIAL INSURANCE COMPANY OF AMERICA	0	647.749	647.749
**D	PRUDENTIAL TRUST CO MASTER COMMINGLED INV F FOR TAX EXEMPT	0	205.496	205.496
**D	MDFIM INTERNATIONAL EQUITY INDEX POOL	0	371.148	371.148
**D	MDFIM INTERNATIONAL EQUITY FUND	0	734.000	734.000
**D	MD EQUITY FUND	0	69.800	69.800
**D	MD INTERNATIONAL VALUE FUND	0	65.800	65.800
**D	MERCER INTERNATIONAL EQUITY FUND	0	79.073	79.073
**D	MERCER INTERNATIONAL EQUITY FUND	0	50.300	50.300
**D	MGI FUNDS PLC	0	1.741.099	1.741.099
**D	MERCER QIF CCF	0	4.132.198	4.132.198
**D	MERCER GLOBAL EQUITY ALL COUNTRY WORLD INDEX FUND	0	82.300	82.300
**D	MERCER GLOBAL EQUITY FUND	0	617.921	617.921
**D	MERCER GLOBAL EQUITY FUND	0	430.300	430.300
**D	MGI FUNDS PLC	0	486.500	486.500
**D	MGI FUNDS PLC	0	269.000	269.000
**D	GTA A PANTHER FUND L.P	0	37.963	37.963
**D	MERCER QIF CCF	0	3.525.109	3.525.109
**D	MERCER UCITS COMMON CONTRACTUAL FUND	0	2.700.458	2.700.458
**D	MERCER UCITS COMMON CONTRACTUAL FUND	0	219.953	219.953
**D	LM FUND LP	0	13.044	13.044
**D	STATE OF MONTANA BOARD OF INVESTMENTS	0	397.063	397.063
**D	RUSSELL COMMON CONTRACTUAL FUND	0	21.914	21.914
**D	NORTHROP GRUMMAN CORPORATION VEGA MASTER TRUST I	0	26.125	26.125
**D	STATE OF NEW JERSEY COMMON PENSION FUND D	0	4.205.775	4.205.775
**D	ONTARIO TEACHERS PENSION PLAN BOARD	0	418.400	418.400

537

LISTA ESITO DELLE VOTAZIONE
 Oggetto: Autorizzazione all'acquisto e alla disposizione di azioni proprie, previa revoca dell'autorizzazione conferita dall'Assemblea ordinaria del 16 maggio 2019. Deliberazioni inerenti e conseguenti

FAVOREVOLI

Badge	Ragione Sociale	Proprio	Delega	Totale
**D	NEW SHIPS, INC. PENSION MASTER TRUST	0	814.350	814.350
**D	LAZARD GLOBAL EQUITY INCOME FUND	0	60.226	60.226
**D	LAZARD GLOBAL BALANCED INCOME FUND	0	3.190	3.190
**D	COSMOPOLITAN INVESTMENT FUND	0	60.284	60.284
**D	INTERNATIONALE KAPITALANLAGESELLSCHAFT MBH FOR PEKA	0	75.318	75.318
**D	SACRAMENTO COUNTY EMPLOYEES RETIREMENT SYSTEM	0	1.692.847	1.692.847
**D	PIMCO FUNDS GLOBAL INVESTORS SERIES PLC	0	372.002	372.002
**D	PRINCIPAL EX-TRADED FUNDS-PRINC INT MUL-FACT CORE INDEX ETF	0	12.222	12.222
**D	EGIM FUNDS PUBLIC LIMITED COMPANY	0	76.611	76.611
**D	PRINCIPAL LIFE INSURANCE COMPANY	0	3.265.549	3.265.549
**D	PACIFIC SELECT FUND-INTERNATIONAL EQUITY INCOME PORTFOLIO	0	209.397	209.397
**D	THE UNIVERSITY OF HONG KONG	0	271.909	271.909
**D	DWS INVESTMENT GMBH FOR DEAM-FONDS FES	0	50.535	50.535
**D	DWS INVESTMENT GMBH FOR DEAM-FONDS PEC GEQ	0	70.000	70.000
**D	DWS INVESTMENT GMBH FOR DEAM-FONDS RBKS	0	14.669	14.669
**D	DWS INVESTMENT GMBH FOR DEAM-FONDS BW GERMANY	0	15.000	15.000
**D	DWS INVESTMENT GMBH FOR DEAM-FONDS BBR1	0	21.807	21.807
**D	DWS INVESTMENT GMBH FOR GCB PENSION FUND GERMANY	0	150.400	150.400
**D	DWS INVESTMENT GMBH FOR OP- FONDS WFF	0	25.413	25.413
**D	DWS INVESTMENT GMBH FOR DEAM FONDS PMB 1	0	11.504	11.504
**D	DWS INVESTMENT GMBH FOR DEAM FONDS DKS 1	0	2.400	2.400
**D	DWS INVESTMENT GMBH FOR DEUTSCHE LNLN	0	20.000	20.000
**D	DWS INVESTMENT GMBH FOR DEAM FONDS RHEIN	0	60.000	60.000
**D	DWS INVESTMENT GMBH FOR DEAM FONDS KLIL1	0	124.000	124.000
**D	DWS INVESTMENT GMBH FOR DEAM FONDS SLM 1	0	3.500	3.500
**D	DWS INVESTMENT GMBH FOR DEAM FONDS LHG 1	0	170.000	170.000
**D	DWS INVESTMENT GMBH FOR DEAM FONDS PME 1	0	81.700	81.700
**D	DWS INVESTMENT GMBH FOR DEAM FONDS PSF 1	0	60.000	60.000
**D	DWS INVESTMENT GMBH FOR DEAM FONDS SC5M	0	8.525	8.525
**D	DWS INVESTMENT GMBH FOR DEAM FONDS STK	0	3.215	3.215
**D	DWS INVESTMENT GMBH FOR STIFTUNGSFONDS SVC 1	0	10.200	10.200
**D	DWS INVESTMENT GMBH FOR DEAM FONDS LW1	0	25.017	25.017
**D	DWS INVESTMENT GMBH FOR DEAM-FONDS CPT	0	12.500	12.500
**D	DWS INVESTMENT GMBH FOR DEUTSCHE BERGBURG 15	0	100.000	100.000
**D	DWS INVESTMENT GMBH FOR DEUTSCHE BERGBURG 15	0	71.000	71.000
**D	DWS INVESTMENT GMBH FOR DEUTSCHE RRL7	0	13.283	13.283
**D	PANAGORA DYNAMIC GLOBAL EQUITY (EX TOBACCO) FUND	0	10.599	10.599
**D	THRIVENT MODERATE ALLOCATION PORTFOLIO	0	100.247	100.247
**D	THRIVENT MODERATELY AGGRESSIVE ALLOCATION PORTFOLIO	0	28.739	28.739
**D	THRIVENT AGGRESSIVE ALLOCATION PORTFOLIO	0	11.083	11.083
**D	THRIVENT MODERATE ALLOCATION FUND	0	18.115	18.115
**D	THRIVENT MODERATELY AGGRESSIVE ALLOCATION FUND	0	35.260	35.260

538

LISTA ESITO DELLE VOTAZIONI
 Oggetto: Autorizzazione all'acquisto e alla disposizione di azioni proprie, previa revoca dell'autorizzazione conferita dall'Assemblea ordinaria del 16 maggio 2019. Deliberazioni inerenti e conseguenti

FAVOREVOLI

Badge	Ragione Sociale	Proprio	Delega	Totale
**D	THRIVENT AGGRESSIVE ALLOCATION FUND	0	10.006	10.006
**D	THRIVENT PARTNER WORLDWIDE ALLOCATION FUND	0	437.031	437.031
**D	THRIVENT PARTNER WORLDWIDE ALLOCATION PORTFOLIO	0	801.406	801.406
**D	THRIVENT BALANCED INCOME PLUS FUND	0	45.084	45.084
**D	THRIVENT BALANCED INCOME PLUS PORTFOLIO	0	53.964	53.964
**D	THRIVENT GLOBAL STOCK FUND	0	653.459	653.459
**D	THRIVENT LOW VOLATILITY EQUITY FUND	0	12.583	12.583
**D	THRIVENT LOW VOLATILITY EQUITY FUND	0	381.764	381.764
**D	THRIVENT GLOBAL STOCK PORTFOLIO	0	19.480	19.480
**D	THRIVENT LOW VOLATILITY EQUITY PORTFOLIO	0	897.258	897.258
**D	THRIVENT CORE INTERNATIONAL EQUITY FUND	0	71.785	71.785
**D	THRIVENT CORE INTERNATIONAL EQUITY FUND	0	55.182	55.182
**D	THRIVENT DIVERSIFIED INCOME PLUS FUND	0	13.576	13.576
**D	THRIVENT DIVERSIFIED INCOME PLUS PORTFOLIO	0	6.441	6.441
**D	THRIVENT INTERNATIONAL INDEX PORTFOLIO	0	2.088.326	2.088.326
**D	RUSSELL INVESTMENTS YIELD OPPORTUNITIES POOL	0	164.035	164.035
**D	RUSSELL INVESTMENTS GLOBAL INFRASTRUCTURE POOL	0	11.544	11.544
**D	RUSSELL INVESTMENTS OVERSEAS EQUITY POOL	0	87.651	87.651
**D	RUSSELL INVESTMENTS MULTI-FACTOR INTERNATIONAL EQUITY	0	1.269.067	1.269.067
**D	RUSSELL INVESTMENTS OVERSEAS EQUITY FUND	0	327.158	327.158
**D	HONG KONG SPECIAL ADMINISTRATIVE REGION GOVERNMENT-	0	75.070	75.070
**D	GOV OF HM THE SULTAN AND YANG DI-PERTUAN OF BRUNEI DARUSSALAM	0	866.837	866.837
**D	HOME AFFAIRS UNIFORMED SERVICES (INVEST FUND)	0	345.984	345.984
**D	FOLKSAM OMSESIDIG LIVFORSAKRING	0	31.426	31.426
**D	BANK OF KOREA	0	1.563.694	1.563.694
**D	KFA LIVFORSAKRING AB (PUBL)	0	150.629	150.629
**D	KPA PENSIONSFORSAKRING AB (PUBL)	0	141.092	141.092
**D	KONSUMENTKOOPERATIONENS PENSIONSTILFELSE	0	2.423.308	2.423.308
**D	BIMCOR GLOBAL EQUITY POOLED FUND	0	65.003	65.003
**D	ALBERTA INVESTMENT MANAGEMENT CORPORATION	0	674.481	674.481
**D	GOVERNMENT OF THE REPUBLIC OF SINGAPORE	0	61.013	61.013
**D	SCOTIA PRIVATE INTERNATIONAL EQUITY POOL	0	13.024	13.024
**D	DESJARDINS DEVEL EX-USA EX-CANADA MULTIF - CONTROLLED VOL EFF	0	2.066	2.066
**D	BANK OF KOREA	0	168.800	168.800
**D	BANK OF KOREA	0	846.268	846.268
**D	BANK SINOPAC AMCO CATHAY GLOBAL INFRASTRUCTURE FUND	0	824.879	824.879
**D	STATE STREET IRELAND UNIT TRUST	0	3.513.425	3.513.425
**D	SSGA SPDR ETFs EUROPE I PUBLIC LIMITED COMPANY	0	24.197	24.197
**D	SSGA SPDR ETFs EUROPE II PUBLIC LIMITED COMPANY	0	492.201	492.201
**D	SIR DAVID TRENCH FUND FOR RECREATION	0	10.749.659	10.749.659
**D	SUNSUPER SUPERANNUATION FUND	0	18.663	18.663
**D	CALIFORNIA PUBLIC EMPLOYEES RETIREMENT SYSTEM	0	26.147.957	26.147.957
**D	DELTA SHARES S+P INTERNATIONAL MANAGED RISK ETF	0		
**D	CALIFORNIA STATE TEACHERS RETIREMENT SYSTEM	0		

LISTA ESITO DELLE VOTAZIONE
Oggetto: Autorizzazione all'acquisto e alla disposizione di azioni proprie, previa revoca dell'autorizzazione conferita dall'Assemblea ordinaria del 16 maggio 2019. Deliberazioni inerenti e conseguenti

FAVOREVOLI

Badge	Regione Sociale	Proprio	Delega	Totale
**D	TEACHER RETIREMENT SYSTEM OF TEXAS	0	10.847.822	10.847.822
**D	DWS INVESTMENT GMBH FOR DEAM-FONDS PG EQ	0	194.727	194.727
**D	AXA INV MAN SCHWEIZ AG OBO AXA (CH) STRAT FD - GLOBAL EQ CRF	0	16.927	16.927
**D	AXA SWISS INSTITUTIONAL FUND - EQUITIES GLOBAL EX	0	19.299	19.299
**D	DWS INVESTMENT GMBH FOR DEAM-FONDS MASP	0	35.000	35.000
**D	MERCK CAPITAL ASSET MANAGEMENT LIMITED	0	290.991	290.991
**D	DWS INVESTMENT GMBH FOR DEAM FONDS PFDB	0	35.167	35.167
**D	PINEBRIDGE GLOBAL FUNDS	0	82.661	82.661
**D	ALLIANZ GLOBAL INVESTORS GMBH FOR ALLIANZGI-FONDS HPT	0	17.346	17.346
**D	DWS INVESTMENT GMBH FOR DEAM-FONDS GSK 1	0	102.946	102.946
**D	UNITED GLOBAL DIVIDEND EQUITY FUND	0	794	794
**D	HONG KONG HOUSING SOCIETY	0	88.197	88.197
**D	UNITED INCOME FOCUS TRUST	0	49.518	49.518
**D	UBS (JRL) ETF EIC	0	273.996	273.996
**D	SO CA UFCW UNIONS AND FOOD EMPLOYERS JOINT PENSION TRUST	0	404.521	404.521
**D	UNITED FOOD AND COMM WORKERS INT UNION-INDUSTRY	0	399.000	399.000
**D	ALLIANZ GLOBAL INVESTORS GMBH FOR ALLIANZGI-FONDS VDB	0	137.069	137.069
**D	VANGUARD FTSE DEVELOPED EUROPE INDEX ETF	0	25.972	25.972
**D	HEB SAVINGS & RETIREMENT PLAN TRUST	0	12.019	12.019
**D	THE WELLINGTON TR CO NAT ASS MULT COLLECT INV F	0	613.084	613.084
**D	THE WELLINGTON TR CO NAT ASS MULT C TR F TR, OPFORT EQ PTF	0	26.445	26.445
**D	THE WELLINGTON TR CO NAT ASS MULT COMM, ENDURING ASSETS PTF	0	1.038.917	1.038.917
**D	THE WELLINGTON TR CO NAT ASS MULT COM TR F TR DAILY END ASS PTF	0	673.656	673.656
**D	WELLINGTON TR CO NAT ASS MULT COMM TR FD TR GLE MAN RISK PORT	0	120.424	120.424
**D	THE WELLINGTON TR CO NAT ASS MULT COLLECTIVE INV F TRUST	0	104.902	104.902
**D	WISDOMTREE ISSUER PUBLIC LIMITED COMPANY	0	127.642	127.642
**D	WSIB INVESTMENTS (PUBLIC EQUITIES) POOLED FUND TRUST	0	1.717.559	1.717.559
**D	DIVERSIFIED MARKETS (2010) POOLED FUND TRUST	0	15.025	15.025
**D	WASHINGTON STATE INVESTMENT BOARD	0	5.468.447	5.468.447
**D	WISDOMTREE DYNAMIC CURRENCY HEDGED INTRNL EQUITY FUND	0	165.300	165.300
**D	WISDOMTREE INTERNATIONAL HIGH DIVIDEND FUND	0	350.983	350.983
**D	WISDOMTREE INTERNATIONAL EQUITY FUND	0	542.893	542.893
**D	WISDOMTREE GLOBAL HIGH DIVIDEND FUND	0	36.316	36.316
**D	WISDOMTREE INTERNATIONAL DIVIDEND EX-	0	232.392	232.392
**D	WISDOMTREE INTERNATIONAL LARGE CAP DIVIDEND	0	477.602	477.602
**D	NEW YORK STATE TEACHERS RETIREMENT SYSTEM	0	5.266.045	5.266.045
**D	NEW YORK STATE TEACHERS RETIREMENT SYSTEM	0	2.684.235	2.684.235
**D	PENSIONFONDS METRAL OFF	0	20.007	20.007
**D	PRUDENTIAL BANK AND TRUST FSB	0	249.809	249.809
**D	PRUDENTIAL RETIREMENT INSURANCE AND ANNUITY COMPANY	0	227.600	227.600
**D	PRUDENTIAL RETIREMENT INSURANCE AND ANNUITY COMPANY	0	1.548.974	1.548.974
**D	PRUDENTIAL RETIREMENT INSURANCE AND ANNUITY COMPANY	0	248.616	248.616

560

LISTA ESITO DELLE VOTAZIONI
Oggetto: Autorizzazione all'acquisto e alla disposizione di azioni proprie, previa revoca dell'autorizzazione conferita dall'Assemblea ordinaria del 16 maggio 2019. Deliberazioni inerenti e conseguenti

FAVOREVOLI

Badge	Regione Sociale	Proprio	Delega	Totale
**D	VAILSBURG FUND LLC	0	48.476	48.476
**D	VAILSBURG FUND LLC	0	32.540	32.540
**D	WELLINGTON MANAGEMENT FUNDS (IRELAND) PLC	0	1.330.209	1.330.209
**D	MANULIFE ASSET MANAGEMENT INTERNATIONAL EQUITY	0	323.619	323.619
**D	INVESCO GLOBAL LOW VOLATILITY EQUITY YIELD FUND	0	104.448	104.448
**D	ZURICH INVEST ICAV	0	739.292	739.292
**D	SS BK AND TRUST COMPANY INV FUNDS FOR TAXEXEMPT	0	35.577.363	35.577.363
**D	SSGA ACWI INTEGR ALPHA SELECT NON-LENDING OF COMMON	0	30.931	30.931
**D	SSGA FTSE RAFI DEVELOPED 1000 INDEX NON-LENDING COMMON	0	70.678	70.678
**D	SS FTSE DEV COMPREHENSIVE FACTOR IND. NON-	0	37.993	37.993
**D	STATE STREET SP GLO INFRA INDEX NON-LENDING COMMON	0	1.569.393	1.569.393
**D	STATE STREET RAFI DEVELOP EX-US INDEX NON-LENDING COM TR	0	18.859	18.859
**D	STATE STREET ALL-WRLD TOTL MKT CORE FTRS NON-LENDING COM TR	0	27.144	27.144
**D	SSGA ALL COUNTRY W EX-US INTEGR ALPHA SEL NON-LEND COM TR F	0	130.632	130.632
**D	SSGA MSCI EUROPE SCREENED INDEX NON - LENDING COMMON TR	0	805.242	805.242
**D	MSCI EAFE PROV SCREENED INDEX NON - LENDING COMMON TR	0	151.534	151.534
**D	STATE STREET TOTAL RETURN V.I.S. FUND	0	23.292	23.292
**D	THE AB PORTFOLIOS - AB ALL MARKET TOTAL RETURN PORTFOLIO	0	195.283	195.283
**D	THE AB PORTFOLIOS - AB CONSERVATIVE WEALTH STRATEGY	0	36.979	36.979
**D	DB VERMOEGENFONDSMANDAT	0	105.100	105.100
**D	COHEN AND STEERS SICAV (LUXEMBOURG)	0	4.245.289	4.245.289
**D	DB X-TRACKERS	0	7.863	7.863
**D	DEUTSCHE AM MULTI ASSET FIR FUND	0	29.539.205	29.539.205
**D	DEUTSCHE INVEST II	0	1.251.173	1.251.173
**D	DWS INVEST	0	1.316.057	1.316.057
**D	DWS FIXED MATURITY	0	136.663	136.663
**D	DWS INVESTMENT S.A. FOR ZURICH GLOBAL EQUITY	0	521.448	521.448
**D	DWS INVESTMENT S.A. FOR DWS CONCEPT DJE RESPONSIBLE INVEST	0	18.904	18.904
**D	DEUTSCHE ASSET MNGM S.A. FOR VERM FLEXIBEL (80. / - TEILGESCH)	0	98.000	98.000
**D	DWS INVESTMENT S.A. FOR DWS VERMOEGENSMANDAT-	0	15.171	15.171
**D	DWS INVESTMENT S.A. FOR DWS VERMOEGENSMANDAT-	0	15.621	15.621
**D	DWS INVESTMENT S.A. FOR DWS MULTI ASSET INCOME KONTROLLIERT	0	784.838	784.838
**D	DWS INVESTMENT S.A. FOR DWS MULTI ASSET INCOME KONTROLLIERT	0	1.102.202	1.102.202
**D	DWS INVESTMENT S.A. FOR DWS MULTI ASSET INCOME KONTROLLIERT	0	153.039	153.039
**D	DWS INVESTMENT S.A. FOR DWS MULTI ASSET INCOME KONTROLLIERT	0	1.255.327	1.255.327
**D	DWS INVESTMENT S.A. FOR DWS MULTI ASSET INCOME KONTROLLIERT	0	3.418.228	3.418.228
**D	UBS ETF	0	474.793	474.793
**D	UBS ETF	0	244.072	244.072
**D	UBS ETF	0	239.435	239.435
**D	UBS ETF	0	6.713	6.713
**D	UBS ETF	0	162.097	162.097
**D	UBS ETF	0	102.504	102.504

Scel

LISTA ESTO DELLE VOTAZIONE

Oggetto: Autorizzazione all'acquisto e alla disposizione di azioni proprie, previa revoca dell'autorizzazione conferita dall'Assemblea ordinaria del 16 maggio 2019. Deliberazioni inerenti e conseguenti

FAVOREVOLI

Badge	Ragione Sociale	Proprio	Delega	Totale
**D	UBS ETF	0	45.407	45.407
**D	UBS ETF	0	347.039	347.039
**D	UBS ETF	0	336.846	336.846
**D	UBS ETF	0	201.296	201.296
**D	TRT FOR RET MED DEN & LIFE INS PL OF THE ARMY&AIR FORCE EX SRV	0	493.589	493.589
**D	THE RETIREMENT ANN PL FOR EMPL OF THE ARMY&AIR FORCE EX	0	608.500	608.500
**D	ABERDEEN SELECT INTERNATIONAL EQUITY FUND	0	326.034	326.034
**D	RUSSELL INVESTMENT COMPANY II PLC	0	184.871	184.871
**D	STATE STREET INTERNATIONAL STOCK SELECTION FUND	0	2.168.260	2.168.260
**D	SANFORD C. BERNSTEIN FUND, INC. - INTERNATIONAL	0	15.497.357	15.497.357
**D	LAZARD INTERNATIONAL STRATEGIC EQUITY PORTFOLIO	0	7.199.309	7.199.309
**D	LAZARD INTERNATIONAL EQUITY PORTFOLIO	0	20.847	20.847
**D	GLOBAL INTREPID - CANADA FUND	0	1.507.975	1.507.975
**D	IBM 401K PLUS PLAN	0	1.258.863	1.258.863
**D	AMERICAN AIRLINES INC., MASTER FIXED BENEFIT PENSION TRUST	0	108.022	108.022
**D	GENERAL CONFERENCE CORPORATION OF SEVENTH DAY	0	1.773.213	1.773.213
**D	STATE OF ALASKA RETIREMENT AND BENEFITS PLANS	0	11.939.566	11.939.566
**D	COLLEGE RETIREMENT EQUITIES FUND	0	7.031.719	7.031.719
**D	COLLEGE RETIREMENT EQUITIES FUND	0	3.765.318	3.765.318
**D	TIIA-CREF INTERNATIONAL EQUITY FUND	0	7.999.819	7.999.819
**D	TIIA-CREF INTERNATIONAL EQUITY INDEX FUND	0	81.288	81.288
**D	TIIA - CREF LIFE FUNDS -INTERNATIONAL EQUITY FUND	0	113.109	113.109
**D	CONAGRA FOODS MASTER PENSION TRUST	0	938.936	938.936
**D	PACE INTERNATIONAL EQUITY INVESTMENTS	0	1.103.926	1.103.926
**D	RUSSELL INVESTMENT COMPANY - RUSSELL INTERN DEVELOPED MKT	0	289.699	289.699
**D	MERCY HEALTH	0	136.412	136.412
**D	MASSACHUSETTS LABORERS PENSION FUND	0	153.552	153.552
**D	BOSTON RETIREMENT SYSTEM	0	669.953	669.953
**D	VALIC COMPANY I - INTERNATIONAL EQUITIES INDEX FUND	0	105.249	105.249
**D	VALIC COMPANY I - GLOBAL STRATEGY FUND	0	62.900	62.900
**D	FONDATION LUCIE ET ANDRE CHAGNON	0	578.188	578.188
**D	BRIGHTHOUSE FUNDS TRUST II - METLIFE MSCI EAFE INDEX PTF	0	5.256.054	5.256.054
**D	STATE OF MINNESOTA	0	198.232	198.232
**D	RUSSELL INVESTMENT FUNDS INTERNATIONAL DEVELOPED MARKETS	0	2.303.290	2.303.290
**D	ALAMEDA COUNTY EMPLOYEES' RETIREMENT ASSOCIATION	0	4.614.700	4.614.700
**D	TRANSAMERICA INTERNATIONAL GROWTH	0	1.191.688	1.191.688
**D	MERCER NON-US CORE EQUITY FUND	0	1.238.100	1.238.100
**D	MERCER NON-US CORE EQUITY FUND	0	435.033	435.033
**D	JOHN HANCOCK LIFE AND HEALTH INSURANCE COMPANY	0	1.899.400	1.899.400
**D	TRANSAMERICA GREYSTONE INTERNATIONAL	0	485.660	485.660
**D	SPDR MSCI ACWI EX-US ETF	0	1.376.623	1.376.623
**D	SPDR S&P GLOBAL INFRASTRUCTURE ETF	0	1.996.960	1.996.960
**D	SPDR PORTFOLIO DEVELOPED WORLD EX-US ETF	0	1.996.960	1.996.960

LISTA ESITO DELLE VOTAZIONE

Oggetto: Autorizzazione all'acquisto e alla disposizione di azioni proprie, previa revoca dell'autorizzazione conferita dall'Assemblea ordinaria del 16 maggio 2019. Deliberazioni inerenti e conseguenti

FAVOREVOLI

Badge	Ragione Sociale	Proprio	Delega	Totale
**D	ORANGE COUNTY EMPLOYEES RETIREMENT SYSTEM	0	1.265.604	1.265.604
**D	MORGAN STANLEY INSTITUTIONAL FD TR - GLOBAL STRATEGIST PTF	0	33.642	33.642
**D	MORGAN STANLEY VAR INS FUND, INC. GLOBAL STRATEGIST PORTFOLIO	0	4.573	4.573
**D	STATE OF MONTANA BOARD OF INVESTMENTS	0	120.941	120.941
**D	EUROPE INVESTMENT FUND	0	116.464	116.464
**D	WELLINGTON DIVERSIFIED INFLATION HEDGES FUND	0	116.049	116.049
**D	MERCY HEALTH RETIREMENT TRUST	0	145.652	145.652
**D	TRUTH INITIATIVE FOUNDATION	0	18.774	18.774
**D	MAJOR LEAGUE BASEBALL PLAYERS PENSION PLAN	0	349.600	349.600
**D	ULTRA SERIES FUND-INTERNATIONAL STOCK FUND	0	74.132	74.132
**D	MADISON INTERNATIONAL STOCK FUND	0	45.412	45.412
**D	SPDR STOXX EUROPE 50 ETF	0	140.061	140.061
**D	SPDR DJ EURO STOXX 50 ETF	0	4.902.284	4.902.284
**D	INTERNATIONAL ALPHA SELECT COMMON TRUST FUND	0	160.757	160.757
**D	COMMON TRUST ITALY FUND	0	7.779.930	7.779.930
**D	WORLD INDEX OLUS SECURITIES LENDING COMMON TRUST FUND	0	100.130	100.130
**D	NATWEST TR AND DEE SERV LTD AS TRUSTEE O LF PRUD EURO QIS FD	0	241.126	241.126
**D	SPDR S&P WORLD EX AUSTRALIA FUND	0	25.700	25.700
**D	AB GLOBAL RESEARCH INSIGHTS FUND	0	121.450	121.450
**D	ARGO GLOBAL LISTED INFRASTRUCTURE LIMITED	0	152.563	152.563
**D	RUSSELL INVESTMENTS LOW CARBON GLOBAL SHARES FUND	0	88.919	88.919
**D	EMERGENCY SERVICES SUPERANNUATION SCHEME	0	37.677	37.677
**D	FIRST STATE SUPERANNUATION SCHEME	0	360.681	360.681
**D	FIRST STATE SUPERANNUATION SCHEME	0	1.078.242	1.078.242
**D	RUSSELL INVESTMENTS TAX EFFECTIVE GLOBAL SHARES FUND	0	176.844	176.844
**D	RUSSELL INVESTMENTS GLOBAL LISTED INFRASTRUCTRE FUND -	0	300.134	300.134
**D	PINNACLE BNY MELLON GLOBAL INFRASTRUCTURE YIELD	0	84.257	84.257
**D	STATE STREET GLOBAL EQUITY FUND	0	200.832	200.832
**D	STATE STREET LOW CARBON ESG INTERNATIONAL	0	13.647	13.647
**D	AXA IM SUSTAINABLE EQUITY FUND	0	12.000	12.000
**D	RETAIL EMPLOYEES SUPERANNUATION TRUST	0	924.886	924.886
**D	REST AB TRUST	0	846.108	846.108
**D	INTERNATIONAL EQUITIES SECTOR TRUST	0	11.420	11.420
**D	SUNSUPER SUPERANNUATION FUND	0	2.691.331	2.691.331
**D	UBS IQ MSCI WORLD EX AUSTRALIA ETHICAL ETF	0	25.114	25.114
**D	UBS IQ MSCI EUROPE ETHICAL ETF	0	5.221	5.221
**D	VPMC INTERNATIONAL EQUITY TRUST 1	0	7.764	7.764
**D	VPMC INTERNATIONAL EQUITY TRUST 2	0	16.522	16.522
**D	STATE STREET GLOBAL INDEX PLUS TRUST	0	124.414	124.414
**D	RUSSELL INVESTMENTS INTERNATIONAL SHARES FUND	0	46.644	46.644
**D	STATE STREET INTERNATIONAL EQUITIES INDEX TRUST	0	257.258	257.258
**D	BLACKROCK AM SCHWEIZ AG OBO BIFS WORLD EX SWITZ EQ	0	178.641	178.641

LISTA ESITO DELLE VOTAZIONE
 Oggetto: Autorizzazione all'acquisto e alla disposizione di azioni proprie, previa revoca dell'autorizzazione conferita dall'Assemblea ordinaria del 16 maggio 2019. Deliberazioni inerenti e conseguenti

FAVOREVOLI

Badge	Ragione Sociale	Proprio	Delega	Totale
**D	PEOPLE'S BANK OF CHINA	0	5.740.065	5.740.065
**D	FLOURISH INVESTMENT CORPORATION	0	2.076.420	2.076.420
**D	PEOPLE'S BANK OF CHINA	0	2.991.158	2.991.158
**D	BEST INVESTMENT CORPORATION	0	5.433.529	5.433.529
**D	THE TRUSTEES OF BP PENSION FUND	0	1.311.144	1.311.144
**D	NEW AIRWAYS PENSION SCHEME	0	2.714.875	2.714.875
**D	IFML VITALITY FUNDS - IFML VITALITY MULTI-ASSET INCOME FUND	0	7.145	7.145
**D	FIRSTRAND BANK LIMITED AIF THE INVESTEC WORLDWIDE	0	14.237	14.237
**D	THE TRUSTEES OF CONOCOPHILLIPS PENSION PLAN	0	130.547	130.547
**D	FAMILY INVESTMENTS CHILD TRUST FUND	0	229.557	229.557
**D	FAMILY INVESTMENTS GLOBAL ICVC FAMILY BALANCED INT FUND	0	148.141	148.141
**D	NOTTINGHAMSHIRE COUNTY COUNCIL PENSION FUND	0	455.757	455.757
**D	HSBC AS TRUSTEE FOR SSGA EUROPE EX UK EQUITY TRACKER FUND	0	7.272.268	7.272.268
**D	NATWEST TRU+DEP SERV LTD ATO ST. JAMES'S PL GR EURO PROG UT TR	0	1.196.419	1.196.419
**D	NATWEST TRU+DEP SERV LTD ATO ST. JAMES'S PL GR EURO PROG UT TR	0	2.408.024	2.408.024
**D	NATWEST TRU+DEP SERV LTD ATO ST. JAMES'S PL GR EURO PROG UT TR	0	5.948.632	5.948.632
**D	NATWEST TRU+DEP SERV LTD ATO ST. JAMES'S PL GR EURO PROG UT TR	0	1.239.290	1.239.290
**D	NATWEST TRU+DEP SERV LTD ATO ST. JAMES'S PL GR EURO PROG UT TR	0	13.431.446	13.431.446
**D	THE TRUSTEES OF THE GE UK PENSION COMMON INVESTMENT	0	364.073	364.073
**D	NATWEST TR+DEP SERV LTD ATO ST. JAMES'S PL MULTI ASS UN TR	0	313.447	313.447
**D	MANAGED PENSION FUNDS LIMITED	0	5.323.114	5.323.114
**D	THE TRUSTEES OF STAGECOACH GROUP PENSION SCHEME	0	380.200	380.200
**D	OLD MUTUAL INVESTMENT GROUP (PTY) LTD	0	11.718	11.718
**D	OLD MUTUAL LIFE ASSURANCE COMPANY (SOUTH AFRICA) LIMITED	0	78.814	78.814
**D	ALLIANZ INT INV FDS- ALLIANZ BEST STYLES GLOBAL AC EQUITY	0	70.458	70.458
**D	ALLIANZ UK+EUROPEAN INV FDS-ALLIANZ EUROPEAN EQUITY	0	125.294	125.294
**D	ALLIANZ INTERNATIONAL INV FUNDS-ALLIANZ UK EQUITY	0	90.000	90.000
**D	HBOS INTERNATIONAL INV FUNDS ICVC- EUROPEAN FUND	0	833.105	833.105
**D	AVIVA LIFE PENSIONS.UK LIMITED	0	1.682.995	1.682.995
**D	ALGEMEEN PENSIOENFONDS VAN CURAÇAO	0	48.143	48.143
**D	EAST RIDING PENSION FUND	0	175.766	175.766
**D	ES ALLIANCE BERNSTEIN UK OEIC - ES AB LOW VOLATILITY GLB EQ F	0	913.248	913.248
**D	THE TRUSTEES OF GOLDMAN SACHS UK RETIREMENT PLAN	0	902.312	902.312
**D	M+G INVESTMENT FUNDS (1)- M+G EUROPEAN INDEX	0	5.200	5.200
**D	M+G INVESTMENT FUNDS (1)- M+G GLOBAL THEMES FUND	0	18.087	18.087
**D	M+G INVESTMENT FUNDS (10) M+G GLOBAL LISTED	0	117.417	117.417
**D	M+G INVESTMENT FUNDS (4)- M+G SUSTAINABLE MULTI	0	3.656.333	3.656.333
**D	STICHTING PHILLIPS PENSIOENFONDS	0	1.785.803	1.785.803
**D	VANGUARD INVESTMENTS FUNDS ICVC - VANGUARD	0	11.705	11.705
**D	VANGUARD INV FDS ICVC-VANG FTSE DEV WOR LD EX - UK EQT IND	0	1.300.416	1.300.416
**D		0	20.190	20.190
**D		0	1.793.118	1.793.118

564

LISTA ESITO DELLE VOTAZIONI

Oggetto: Autorizzazione all'acquisto e alla disposizione di azioni proprie, previa revoca dell'autorizzazione conferita dall'Assemblea ordinaria del 16 maggio 2019. Deliberazioni inerenti e conseguenti

FAVOREVOLI

Badge	Ragione Sociale	Proprio	Delega	Totale
**D	VANGUARD INV F ICVC-VANGUARD FTSE DEV EUROPE EX-UK EQ INDEX	0	3.275.421	3.275.421
**D	VANGUARD INV FUNDS ICVC-VANGUARD FTSE GLOB ALL CAP IND FUND	0	74.370	74.370
**D	SCOTTISH WID INV SOLS F ICVC - FIDAMTIL LOW VOL IND GLO EQT F	0	244.003	244.003
**D	PUBLIC AUTHORITY FOR SOCIAL INSURANCE	0	67.830	67.830
**D	SCOTTISH WIDOWS INV SOL F ICVC- FUNDAMENTAL INDEX	0	962.455	962.455
**D	INVESTEC FUNDS SERIES I- DIVERSIFIED INCOME FUND	0	1.451.348	1.451.348
**D	ARAB BANK FOR ECONOMIC DEVELOPMENT IN	0	72.022	72.022
**D	SCOTTISH WIDOWS OVERSEAS GROWTH INV F ICVC - EURO GROWTH	0	2.281.593	2.281.593
**D	SCOTTISH WIDOWS OVERSEAS GROWTH INV FUNDS ICVC-GLOBAL	0	843.665	843.665
**D	SCOTTISH WIDOWS INV SOLUTIONS F ICVC- EUROPEAN (EX UK) EQ FD	0	1.630.061	1.630.061
**D	PACE INTERNATIONAL EQUITY INVESTMENTS	0	365.995	365.995
**D	CATHOLIC ENDOWMENT FUND, LP	0	10.895	10.895
**D	MAINSTAY INTERNATIONAL OPPORTUNITIES FUND	0	74.796	74.796
**D	GMO BENCHMARK-FREE FUND	0	1.785.038	1.785.038
**D	GMO STRATEGIC OPPORTUNITIES ALLOCATION FUND	0	5.648	5.648
**D	GMO IMPLEMENTATION FUND	0	4.911.176	4.911.176
**D	FINEBRIDGE GLOBAL DYNAMIC ASSET ALLOCATION FUND LLC	0	1.232	1.232
**D	MEDIOLANUM GESTIONE FONDI SGR - FLESSIBILE FUTURO ITALIA	0	14.000.000	14.000.000
**D	MEDIOLANUM GESTIONE FONDI SGR - FLESSIBILE SVILUPPO ITALIA	0	2.000.000	2.000.000
**D	EPSILON SGR - EPSILON MULTIASSET VALORE GLOBALE LUGLIO 2022	0	51.949	51.949
**D	EPSILON SGR - EPSILON MULTIASSET VALORE GLOBALE MARZO 2022	0	35.584	35.584
**D	EPSILON SGR - EPSILON MULTIASSET VALORE GLOBALE SETTE 2021	0	70.451	70.451
**D	EPSILON SGR - EPSILON FLESSIBILE AZIONI EURO SETTEMBRE 2020	0	80.913	80.913
**D	EPSILON SGR - EPSILON QVALUE	0	18.946	18.946
**D	EPSILON SGR - EPSILON MULTIASSET 3 ANNI LUGLIO 2020	0	514	514
**D	EPSILON SGR - EPSILON FLESSIBILE AZIONI EURO GIUGNO 2021	0	5.400	5.400
**D	EPSILON SGR - EPSILON MULTIASSET VALORE GLOBALE GIUGNO 2021	0	162.460	162.460
**D	EPSILON SGR - EPSILON MULTIASSET VALORE GLOBALE DIC 2021	0	64.081	64.081
**D	EPSILON SGR - EPSILON DLONGRUN	0	1.418	1.418
**D	EPSILON SGR - EPSILON FLESSIBILE AZIONI EURO NOVEMBRE 2020	0	58.287	58.287
**D	EPSILON SGR - EPSILON FLESSIBILE AZIONI EURO APRILE 2021	0	8.157	8.157
**D	EPSILON SGR - EPSILON MULTIASSET VALORE GLOBALE MAGGIO 2022	0	64.823	64.823
**D	EPSILON SGR - EPSILON MULTIASSET 3 ANNI MAGGIO 2020	0	1.221	1.221
**D	EPSILON SGR - EPSILON OEQUNITY	0	12.780	12.780
**D	EPSILON SGR - EPSILON ALLOCAZIONE TATTICA GIUGNO 2020	0	16.407	16.407
**D	EPSILON SGR - EPSILON FLESSIBILE AZIONI EURO FEBBRAIO 2021	0	19.193	19.193
**D	EPSILON SGR - EPSILON ORETURN	0	105.048	105.048
**D	EURIZON CAPITAL SGR - EURIZON PIR ITALIA 30	0	8.342	8.342
**D	EURIZON CAPITAL SGR - EURIZON TOP SELEC CRESCITA DIC 2023	0	2.230	2.230
**D	EURIZON CAPITAL SGR - EURIZON TOP SELEC EQUILIBRIO GIU 2024	0	3.761	3.761
**D	EURIZON CAPITAL SGR - EURIZON TOP SELEC EQUILIBRIO DIC 2024	0	2.874	2.874
**D	EURIZON CAPITAL SGR - EURIZON TOP SELEC CRESCITA DIC 2024	0	7.602	7.602

565

LISTA ESITO DELLE VOTAZIONI

Oggetto: Autorizzazione all'acquisto e alla disposizione di azioni proprie, previa revoca dell'autorizzazione conferita dall'Assemblea ordinaria del 16 maggio 2019. Deliberazioni inerenti e conseguenti

FAVOREVOLI

Badge	Ragione Sociale	Proprio	Delega	Totale
**D	EURIZON CAPITAL SGR - EURIZON PROGETTO ITALIA 70	0	2.558.931	2.558.931
**D	EURIZON CAPITAL SGR - EURIZON FIR ITALIA AZIONI	0	340.436	340.436
**D	EURIZON CAPITAL SGR - EURIZON AZIONI ITALIA	0	2.841.162	2.841.162
**D	EURIZON CAPITAL SGR - EURIZON RENDITA	0	64.259	64.259
**D	EURIZON CAPITAL SGR - EURIZON MULTIASSSET TREND DICEMBRE 2022	0	6.949	6.949
**D	EURIZON CAPITAL SGR - EURIZON TOP SELEC EQUILIBRIO MAG 2024	0	2.320	2.320
**D	EURIZON CAPITAL SGR - EURIZON TOP SELEC CRESCITA MAR 2025	0	5.194	5.194
**D	EURIZON CAPITAL SGR - EURIZON GLOBAL MULTIASSSET SELEC SET 22	0	20.300	20.300
**D	EURIZON CAPITAL SGR - EURIZON TOP SELEC EQUILIBRIO MAR 2024	0	2.703	2.703
**D	EURIZON CAPITAL SGR - EURIZON TOP SELEC CRESCITA MAR 2024	0	3.799	3.799
**D	EURIZON CAPITAL SGR - EURIZON TOP SELEC CRESCITA MAG 2024	0	5.336	5.336
**D	EURIZON CAPITAL SGR - EURIZON TOP SELEC CRESCITA MAG 2024	0	7.102	7.102
**D	EURIZON CAPITAL SGR - EURIZON TOP SELEC CRESCITA GIU 2024	0	4.597	4.597
**D	EURIZON CAPITAL SGR - EURIZON TOP SELEC EQUILIBRIO SET 2024	0	3.171	3.171
**D	EURIZON CAPITAL SGR - EURIZON TOP SELEC EQUILIBRIO MAR 2025	0	2.635.723	2.635.723
**D	EURIZON CAPITAL SGR - EURIZON PROGETTO ITALIA 40	0	507.729	507.729
**D	EURIZON CAPITAL SGR - EURIZON AZIONI EUROPA	0	208.178	208.178
**D	EURIZON CAPITAL SGR - EURIZON AZIONI INTERNAZIONALI	0	429.170	429.170
**D	EURIZON CAPITAL SGR - EURIZON AZIONI AREA BURO	0	8.164	8.164
**D	EURIZON CAPITAL SGR - EURIZON TOP SELEC CRESCITA SET 2024	0	1.518	1.518
**D	EURIZON CAPITAL SGR - EURIZON TOP SELEC CRESCITA MAG 2025	0	1.000	1.000
**D	EURIZON CAPITAL SGR - EURIZON TOP SELEC EQUILIBRIO MAG 2025	0	43.957	43.957
**D	STG PFDS CORP EXPRESS MANDAAT ALLIANCE CAPITAL	0	131.545	131.545
**D	STICHTING TELEGRAAF PENSIOENFONDS 1959	0	408.587	408.587
**D	STG PFDS ACHMEA MANDAAT BLACKROCK	0	349.494	349.494
**D	ST BEW S.A. BEL. POOLS GLOB.EQ. FACTOR FUND	0	1.115.397	1.115.397
**D	STICHTING J.E. ASR ES G INDEXELUS INST. FONDSSEN INZAKE EUROPA	0	542.108	542.108
**D	ALLIANZ AZIONI EUROPA	0	3.000.000	3.000.000
**D	ALLIANZ AZIONI ITALIA	0	11.683	11.683
**D	ALLIANZ GLOBAL STRATEGY 15	0	19.579	19.579
**D	ALLIANZ GLOBAL STRATEGY 30	0	197.567	197.567
**D	ALLIANZ GLOBAL STRATEGY 70	0	125.000	125.000
**D	ALLIANZ ITALIA 50 SPECIAL	0	160.416	160.416
**D	AGF EUROPEAN EQUITY FUND	0	148.399	148.399
**D	AGF GLOBAL REAL ASSETS FUND	0	188.154	188.154
**D	AGF ALL WORLD TAX ADVANTAGE GROUP LIMITED	0	213.111	213.111
**D	AGF ALL WORLD TAX ADVANTAGE GROUP LIMITED	0	280.273	280.273
**D	AON HEWITT GLOBAL EQUITY FUND	0	494.027	494.027
**D	GLOBAL MANAGED VOLATILITY FUND	0	23.500	23.500
**D	PENSION PLAN FOR EMPLOYEES OF THE BUSINESS DEVEL.BANK OF CANADA	0	17.400	17.400
**D	SUPPLEMENTAL RETIREMENT PLAN OF THE BUSINESS DEVELOPMENT.BANK OF	0	169.810	169.810
**D	THE CANADA LIFE ASSURANCE COMPANY	0		
**D	COLLEGES OF APPLIED ARTS AND TECHNOLOGY PENSION P	0		
		1		

LISTA ESITO DELLE VOTAZIONE

Oggetto: Autorizzazione all'acquisto e alla disposizione di azioni proprie, previa revoca dell'autorizzazione conferita dall'Assemblea ordinaria del 16 maggio 2019. Deliberazioni inerenti e conseguenti

FAVOREVOLI

Ragione Sociale	Proprio	Delega	Totale
COLLEGES OF APPLIED ARTS AND TECHNOLOGY PENSION P	0	220.848	220.848
CO-OPERATIVE SUPERANNUATION SOCIETY PENSION PLAN	0	1	1
CANADIAN CHRISTIAN SCHOOL PENSION TRUST FUND	0	8.126	8.126
CARLETON UNIVERSITY RETIREMENT PLAN	0	197.170	197.170
THE CALGARY FOUNDATION	0	110.408	110.408
ONTARIO POWER GENERATION INC	0	909.926	909.926
THE ROYAL INST FOR THE ADVANCEMENT OF LEARNING MCGILL UNIVERSITY	0	52.195	52.195
RENAISSANCE INTERNATIONAL EQUITY PRIVATE POOL	0	5.396	5.396
RENAISSANCE INTERNATIONAL EQUITY PRIVATE POOL	0	44.603	44.603
THE GREAT-WEST LIFE ASSURANCE COMPANY	0	118.400	118.400
ACADIAN CORE INTERNATIONAL EQUITY FUND	0	33.834	33.834
COUNSEL GLOBAL DIVIDEND	0	71.932	71.932
COUNSEL DEFENSIVE GLOBAL EQUITY	0	14.444	14.444
IPC MULTI-FACTOR INTERNATIONAL EQUITY	0	71.655	71.655
IMPERIAL TOBACCO PENSION INVESTMENT TRUST FUND	0	106.884	106.884
INCO ELECTED MASTER TRUST	0	1.579.978	1.579.978
INVESTORS SUMMA SRI FUND	0	39.663	39.663
BLACKROCK - IG INTERNATIONALEQUITY POOL	0	60.385	60.385
IPROFILE INTERNATIONAL EQUITY POOL	0	254.146	254.146
IG MACKENZIE GLOBAL INFRASTRUCTURE CLASS	0	233.200	233.200
IUCO LOCAL 793 MEMBERS PENSION BENEFITTRUST OF ONTARIO	0	269.666	269.666
LONDON LIFE INSURANCE COMPANY	0	1.449.269	1.449.269
LONDON LIFE INSURANCE COMPANY	0	13.628	13.628
LYSANDER-TRIASIMA ALL COUNTRY EQUITY FUND	0	8.190	8.190
GLOBAL INFRASTRUCTURE EQUITY FUND LONDON CAPITAL	0	135.598	135.598
SYMMETRY US EQUITY FUND	0	58.150	58.150
MACKENZIE GLOBAL SUSTAINABILITYAND IMPACT BALANCED FUND	0	36.158	36.158
MACKENZIE GLOBAL ENVIRONMENTAL EQUITY FUND	0	276.748	276.748
MACKENZIE GLOBAL EQUITY FUND	0	124.216	124.216
MACKENZIE INTERNATIONAL QUANTITATIVE LARGE CAP FUND	0	272.578	272.578
MCGILL UNIVERSITY PENSION FUND	0	27.395	27.395
MCLEAN & PARTNERS GLOBAL EQUITY POOL	0	301.700	301.700
MCLEAN & PARTNERS PRIVATE INTERNATIONAL EQUITY	0	468.200	468.200
MACKENZIE MAXIMUM DIVERS ALL WORLD DEVELOPED EX NORTH AMERICA IE	0	16.691	16.691
MACKENZIE INTERNATIONAL EQUITY INDEX ETF	0	14.663	14.663
MACKENZIE MAX DIVERSIFICATION DEVELOPED EUR INDEX ETE	0	12.430	12.430
MACKENZIE MAX DIVERSIFICATION ALL WORLD DEVELOPED IND ETF	0	42.919	42.919
MACKENZIE MAX DIVERSIFICATION OF MARINE ATLANTIC INC.	0	81.153	81.153
THE PENSION PLAN FOR EMPLOYEES OF MARINE ATLANTIC INC.	0	55.200	55.200
THE GLENCORE CANADIAN PENSION FUNDS TRUST-FOREIGN EQUITY FUND	0	495.379	495.379
NOVA SCOTIA PUBLIC SERVICE SUPERANNUATION FUND	0	374.412	374.412
NOVA SCOTIA TEACHERS' PENSION FUND	0	372.314	372.314
EMO CANADA PENSION PLAN	0	0	0

[Handwritten signature]

567

[Handwritten signature]

LISTA ESITO DELLE VOTAZIONI
 Oggetto: Autorizzazione all'acquisto e alla disposizione di azioni proprie, previa revoca dell'autorizzazione conferita dall'Assemblea ordinaria del 16 maggio 2019. Deliberazioni inerenti e conseguenti

FAVOREVOLI

Badge	Regione Sociale	Proprio	Delega	Totale
**D	BMO CANADA PENSION PLAN	0	22.783	22.783
**D	PURPOSE INTERNATIONAL DIVIDEND FUND	0	176.237	176.237
**D	CC&L DIVERSIFIED INCOME PORTFOLIO	0	8.728	8.728
**D	RENAISSANCE GLOBAL EQUITY PRIVATE POOL	0	4.129	4.129
**D	RENAISSANCE GLOBAL EQUITY PRIVATE POOL	0	4.752	4.752
**D	RENAISSANCE REAL ASSETS PRIVATEPOOL	0	394.400	394.400
**D	TD EMERALD INTERNATIONAL EQUITYINDEX FUND	0	1.751.277	1.751.277
**D	TD INTERNATIONAL GROWTH FUND	0	7.474.978	7.474.978
**D	TD INTERNATIONAL INDEX FUND	0	318.786	318.786
**D	TD EUROPEAN INDEX FUND	0	54.252	54.252
**D	TD INTERNATIONAL STOCK FUND	0	1.162.400	1.162.400
**D	TD INTERNATIONAL EQUITY INDEX ETF	0	24.553	24.553
**D	TD O GLOBAL MULTIFACTOR ETF	0	4.496	4.496
**D	GREYSTONE GLOBAL EQUITY FUND	0	116.887	116.887
**D	GREYSTONE INTERNATIONAL EQUITY FUND	0	1.513.200	1.513.200
**D	GREYSTONE INTERNATIONAL INCOME AND GROWTH FUND	0	183.900	183.900
**D	GREYSTONE-GLOBAL INCOME AND GROWTH FUND	0	263.266	263.266
**D	IMPERIAL INTERNATIONAL EQUITY POOL	0	1.452.573	1.452.573
**D	IMPERIAL INTERNATIONAL EQUITY POOL	0	229.619	229.619
**D	IMPERIAL OVERSEAS EQUITY POOL	0	104.099	104.099
**D	IMPERIAL OVERSEAS EQUITY POOL	0	15.584	15.584
**D	IMPERIAL OVERSEAS EQUITY POOL	0	67.417	67.417
**D	IMPERIAL OVERSEAS EQUITY POOL	0	1.191.507	1.191.507
**D	ONTARIO POWER GENERATION INC	0	167.600	167.600
**D	UNIVERSITY OF GUELPH FOREIGN PROPERTY TRUST	0	66.200	66.200
**D	UNIVERSITY OF GUELPH	0	3.392	3.392
**D	THE WAWANESA MUTUAL INSURANCE COMPANY	0	387.915	387.915
**D	WINDWISE MSCI EAFE INDEX NON-LENDING, FUND FOR EXEMPT ORG.	0	224.830	224.830
**D	CIBC INTERNATIONAL INDEX FUND	0	50.285	50.285
**D	CIBC EUROPEAN INDEX FUND	0	41.023	41.023
**D	CIBC POOLED INTERNATIONAL EQUITY INDEX FUND	0	65.985	65.985
**D	EUROPEAN DIVIDEND GROWTH FUND	0	213.100	213.100
**D	GLOBAL DIVIDEND GROWTH SPLIT CORP.	0	113.025	113.025
**D	BROMPTON GLOBAL DIVIDEND GROWTHETF	0	40.333	40.333
**D	RENAISSANCE GLOBAL VALUE FUND	0	15.845.811	15.845.811
**D	ALLIANZ GLOBAL INVESTORS FUND	0	200.000	200.000
**D	SK THEMEN	0	400.000	400.000
**D	SK WELT	0	450.000	450.000
**D	SK EUROPA	0	26.127	26.127
**D	ALLIANZ SUISSE - STRATEGY FUND	0	217.100	217.100
**D	METALLENTE FONDS PORTFOLIO	0	62.506	62.506
**D	PREMIUMMANDAT BALANCE	0	100.021	100.021
**D	PREMIUMMANDAT DYNAMIK	0		

LISTA ESITO DELLE VOTAZIONI
 Oggetto: Autorizzazione all'acquisto e alla disposizione di azioni proprie, previa revoca dell'autorizzazione conferita dall'Assemblea ordinaria del 16 maggio 2019. Deliberazioni inerenti e conseguenti

FAVOREVOLI

Badge	Ragione Sociale	Proprio	Delega	Totale
**D	ALLIANZ STIFTUNGSFONDS NACHHALTIGKEIT	0	98.096	98.096
**D	AZ EURO INVESTMENTS S.A.	0	1.236.652	1.236.652
**D	RP RENDITE PLUS	0	69.413	69.413
**D	AXA WORLD FUNDS	0	3.681.188	3.681.188
**D	BLACKROCK STRATEGIC FUNDS	0	849.673	849.673
**D	BLACKROCK GLOBAL INDEX FUNDS	0	555.480	555.480
**D	INDEXIQ	0	194.290	194.290
**D	SERVICED PLATFORM SICAV	0	43.301	43.301
**D	GOLDMAN SACHS FUNDS	0	161.399	161.399
**D	GOLDMAN SACHS FUNDS II	0	612.257	612.257
**D	M&G (LUX) INVESTMENT FUNDS I	0	101.104	101.104
**D	INVESTEC GLOBAL STRATEGY FUND	0	1.826.053	1.826.053
**D	ISHARES MSCI EAFE INTERNATIONAL INDEX FUND	0	5.155.153	5.155.153
**D	BLACKROCK UTILITIES INFRASTRUCTURE AND POWER OPPORTUNITIES TRUST	0	3.433.611	3.433.611
**D	ISHARES MSCI ACWI ETF	0	2.493.825	2.493.825
**D	ISHARES MSCI ACWI EX US ETF	0	1.848.653	1.848.653
**D	ISHARES GLOBAL UTILITIES ETF	0	1.390.169	1.390.169
**D	ISHARES GLOBAL UTILITIES INFRASTRUCTURE AND POWER OPPORTUNITIES TRUST	0	766.559	766.559
**D	ISHARES MSCI EAFE VALUE ETF	0	7.561.039	7.561.039
**D	ISHARES MSCI EUROZONE ETF	0	1.295.558	1.295.558
**D	ISHARES EUROPE ETF	0	29.934.723	29.934.723
**D	ISHARES MSCI EAFE VALUE ETF	0	6.597.453	6.597.453
**D	ISHARES MSCI EAFE VALUE ETF	0	27.474	27.474
**D	ISHARES MSCI KOKUSAI ETF	0	12.559.510	12.559.510
**D	ISHARES GLOBAL INFRASTRUCTURE ETF	0	4.913.056	4.913.056
**D	ISHARES MSCI ITALY ETF	0	4.783.190	4.783.190
**D	ISHARES INTERNATIONAL SELECT DIVIDEND ETF	0	1.779.814	1.779.814
**D	ISHARES EDGE MSCI MIN VOL EAFE ETF	0	24.087	24.087
**D	ISHARE EDGE MSCI MIN VOL EAFE INDEX FUND OF BLACKROCK FUNDS	0	2.872.260	2.872.260
**D	ISHARES CORE MSCI EUROPE ETF	0	24.405	24.405
**D	ISHARES EDGE MSCI MIN VOL EUROPE ETF	0	342.822	342.822
**D	ISHARES EDGE MSCI INTL MOMENTUM FACTOR ETF	0	642.875	642.875
**D	ISHARES EDGE MSCI INTL VALUE FACTOR ETF	0	1.514	1.514
**D	ISHARES EDGE MSCI INTL SIZE FACTOR ETF	0	159.232	159.232
**D	ISHARES INTERNATIONAL DIVIDEND GROWTH ETF	0	159.178	159.178
**D	ISHARES MSCI WORLD ETF	0	34.912.669	34.912.669
**D	ISHARES CORE MSCI EAFE ETF	0	6.598.557	6.598.557
**D	ISHARES CORE MSCI TOTAL INTERNATIONAL STOCK ETF	0	1.346.177	1.346.177
**D	ISHARES CORE MSCI INTERNATIONAL DEVELOPED MARKETS ETF	0	1.334.278	1.334.278
**D	ISHARES CORE MSCI EAFE IMI INDEX ETF	0	152.632	152.632
**D	ISHARES MSCI EUROPE IMI INDEX ETF	0	59.981	59.981
**D	ISHARES INTERNATIONAL FUNDAMENTAL INDEX ETF	0	43.111	43.111
**D	ISHARES GLOBAL MONTHLY DIVIDEND INDEX ETF (CAD-HEDGED)	0		

SGP

LISTA ESITO DELLE VOTAZIONI
 Oggetto: Autorizzazione all'acquisto e alla disposizione di azioni proprie, previa revoca dell'autorizzazione conferita dall'Assemblea ordinaria del 16 maggio 2019. Deliberazioni inerenti e conseguenti

FAVOREVOLI

Badge	Ragione Sociale	Proprio	Delega	Totale
**D	CONNECTICUT GENERAL LIFE INSURANCE COMPANY	0	20.448	20.448
**D	BLACKROCK STRATEGIC GLOBAL BONDFUND INC	0	209	209
**D	TOTAL INTERNATIONAL EX U.S. INDEX MASTER PORTFOLIO OF MASTER INV	0	391.548	391.548
**D	INTERNATIONAL TILTS MASTER PORTFOLIO OF MASTER INVESTMENT PORTFO	0	61.431	61.431
**D	PRINCIPAL GLOBAL INVESTORS COLLECTIVE INVESTMENT TRUST	0	489.227	489.227
**D	PRINCIPAL GLOB.INVES. COLLECT INVEST. TRUST INTER.GROWTH EQUITY	0	138.238	138.238
**D	AMERICAN CENTURY ETF TRUST-AVANTIS INTERNATIONAL EQUITY ETF	0	131.660	131.660
**D	XEROX CANADA EMPLOYEES RETIREMENT PLAN	0	44.800	44.800
**D	ABERDEEN GLOBAL INFRASTRUCTURE FUND	0	232.100	232.100
**D	ARROWSTREET GLOBAL EQUITY ACWI TRUST FUND	0	234.011	234.011
**D	ARROWSTREET INTERNATIONAL EQUITY EAFE TRUST FUND	0	599.801	599.801
**D	ARROWSTREET INTERNATIONAL EQUITY ACWI EX US TRUST FUND	0	2.334.381	2.334.381
**D	AMERICAN BUREAU OF SHIPPING	0	6.606	6.606
**D	UNITED TECHNOLOGIES CORPORATION EMPLOYEE SAVINGS PLAN MASTER TRU	0	910.538	910.538
**D	BEAR CREEK INC.	0	48.052	48.052
**D	BROOKFIELD REAL ASSETS HYBRID MASTER FUND L.P. C O MAOLES CORPORATE SERVICES LIMITED	0	52.900	52.900
**D	MERCER DIOCESE OF BROOKLYN GROWTH STRATEGY	0	147.700	147.700
**D	MERCER DIOCESE OF BROOKLYN GROWTH STRATEGY	0	158.091	158.091
**D	MERCER DIOCESE OF BROOKLYN LAY PENSION INVESTMENT TRUST	0	57.900	57.900
**D	MERCER DIOCESE OF BROOKLYN LAY PENSION INVESTMENT TRUST	0	48.415	48.415
**D	MERCER DIOCESE OF BROOKLYN LAY PENSION INVESTMENT TRUST	0	11.500	11.500
**D	COMMONFUND SCREENED GLOBAL EQUITY, LLC	0	1.242.553	1.242.553
**D	AMERICAN FUNDS GLOBAL INSIGHT FUND	0	2.174.615	2.174.615
**D	AMERICAN FUNDS INTERNATIONAL VANTAGE FUND	0	673.318	673.318
**D	XTRACKERS (IE) PUBLIC LIMITED COMPANY	0	971.520	971.520
**D	MICROSOFT CORPORATION SAVINGS PLUS 401(K) PLAN	0	20.863	20.863
**D	ALLIANZGI BEST STYLES GLOBAL MANAGED VOLATILITY PORTFOLIO	0	185.725	185.725
**D	ALLIANZGI NEJ INTERNATIONAL VALUE FUND	0	8.555	8.555
**D	ALLIANZGI GLOBAL NATURAL RESOURCES FUND	0	18.941	18.941
**D	ALLIANZGI GLOBAL DYNAMIC ALLOCATION FUND	0	82.994	82.994
**D	ALLIANZGI BEST STYLES GLOBAL EQUITY FUND	0	290.895	290.895
**D	FEDEX CORPORATION EMPLOYEES PENSION TRUST	0	564.073	564.073
**D	FRANKLIN LIBERTYOT INTERNATIONAL EQUITY INDEX ETF	0	15.450	15.450
**D	FRANKLIN TEMPLETON ETF TRUST - FRANKLIN FTSE EUROPE ETF	0	202.850	202.850
**D	FRANKLIN TEMPLETON ETF TRUST - FRANKLIN FTSE ITALY ETF	0	71.307	71.307
**D	FRANKLIN TEMPLETON ETF TRUST-FRANKLIN LIBERTYQ INT'L EQUITY HEDG	0	18.592	18.592
**D	FRANKLIN TEMPLETON ETF TRUST-FRANKLIN LIBERTYQ GLOBAL EQUITY ETF	0	6.896	6.896
**D	FRANKLIN FTSE EUROPE EX U.K. INDEX ETF	0	106.671	106.671
**D	FRANKLIN TEMPLETON ETF TRUST - FRANKLIN FTSE EUROPE HEDGED EIF	0	4.041	4.041
**D	HARBOR ROBECO INTERNATIONAL CONSERVATIVE EQUITIES FUND	0	4.089	4.089
**D	HARBOR ROBECO GLOBAL CONSERVATIVE EQUITIES FUND	0	2.082	2.082
**D	GUARDIAN GLOBAL UTILITIES VIP FUND	0	439.605	439.605

LISTA ESITO DELLE VOTAZIONI
OGGETTO: Autorizzazione all'acquisto e alla disposizione di azioni proprie, previa revoca dell'autorizzazione conferita dall'Assemblea ordinaria del 16 maggio 2019. Deliberazioni inerenti e conseguenti

FAVOREVOLI

Badge	Regione Sociale	Proprio	Delega	Totale
**D	GUARDIAN INTERNATIONAL VALUE VIP FUND	0	525.376	525.376
**D	THE GENERAL MOTORS CANADA HOURLY PLAN TRUST	0	58.163	58.163
**D	JOHN HANCOCK WORLDWIDE INVESTORS PUBLIC LIMITED COMPANY	0	26.183	26.183
**D	HAND COMPOSITE EMPLOYEE BENEFIT TRUST	0	27.399	27.399
**D	PIMCO BALANCED INCOME FUND (CANADA)	0	13.268	13.268
**D	HARTFORD MULTI-ASSET INCOME FUND	0	4.014	4.014
**D	THE HARTFORD GLOBAL REAL ASSET FUND	0	219.126	219.126
**D	THE HARTFORD INSURANCE SERIES GROWTH INCOME FUND	0	102.563	102.563
**D	AMERICAN FUNDS FUNDAMENTAL INVESTORS	0	8.712.341	8.712.341
**D	AMERICAN FUNDS INSURANCE SERIES GLOBAL GROWTH AND INCOME FUND	0	56.826.957	56.826.957
**D	AMERICAN FUNDS INSURANCE SERIES GLOBAL BALANCED FUND	0	24.000.000	24.000.000
**D	AMERICAN FUNDS INSURANCE SERIES CAPITAL INCOME BUILDER	0	3.539.000	3.539.000
**D	AMERICAN FUNDS INSURANCE SERIES COMMON TRUST (US)	0	88.100	88.100
**D	CAPITAL GROUP INTERNATIONAL GROWTH COMMON TRUST (US)	0	2.264.384	2.264.384
**D	CAPITAL GROUP US GROWTH AND INCOME COMMON TRUST (US)	0	1.531	1.531
**D	ROCHE U.S. RETIREMENT PLANS MASTER TRUST	0	4.546	4.546
**D	ROCHE U.S. RETIREMENT PLANS MASTER TRUST	0	803	803
**D	HEALTHONE	0	435.761	435.761
**D	HERITAGE AND STABILISATION FUND	0	1.410.789	1.410.789
**D	BROOKFIELD GLOBAL REAL ASSET FUND	0	160.038	160.038
**D	GLOBAL MULTI ASSET STRATEGY FUND	0	1.575.638	1.575.638
**D	WILLIAM BLAIR INSTITUTIONAL INTERNATIONAL GROWTH FUND	0	17.700	17.700
**D	WILLIAM BLAIR COLLECTIVE INVESTMENT TRUST	0	20.551	20.551
**D	WILLIAM BLAIR SYSTEMATIC INTERNATIONAL ALL CAP CORE FUND LLC	0	1.266.578	1.266.578
**D	KAISER FOUNDATION HEALTH PLAN INC RETIREE HEALTH AND WELFARE PLA	0	1.178.842	1.178.842
**D	FIRST CHURCH OF CHRIST SCIENTIST	0	765.913	765.913
**D	FIRST CHURCH OF CHRIST SCIENTIST	0	2.364	2.364
**D	LAZARD/WILMINGTON INTERNATIONAL EQUITY COLLECTIVE TRUST	0	141.632	141.632
**D	LAZARD/WILMINGTON COLLECTIVE TRUST	0	5.284	5.284
**D	JANUS CAPITAL MANAGEMENT LLC	0	42.448	42.448
**D	JOHNSON AND JOHNSON PENSION SAVINGS PLANS MASTER TRUST	0	1.659.094	1.659.094
**D	INVESCO MULTI SERIES FUNDS-INVESCO GLOBAL TARGETED RETURNS FUND	0	183.892	183.892
**D	INTECH GLOBAL ALL COUNTRY ENHANCED INDEX FUND LLC	0	110	110
**D	SUNAMERICA SERIES TRUST-SA LEGG MASON TACTICAL OPPORTUNITIES PO	0	2.872.523	2.872.523
**D	SEASONS SERIES TRUST SA JPM DIVERSIFIED BALANCED PORTFOLIO	0	32.587	32.587
**D	SUNAMERICA SERIES TRUST-SA GOLDMAN SACHS MULTI-ASSET INSIGHT PRT	0	9.833	9.833
**D	SUNAMERICA SERIES TRUST SA MULTI-MANAGED INTERNATIONAL EQUITY PORTF	0	1.479	1.479
**D	SUNAMERICA SERIES TRUST SA BLACKROCK VCP GLOBAL MULTI ASSET PORT	0	38.219	38.219
**D	SUNAMERICA SERIES TRUST SA BLACKROCK VCP GLOBAL MULTI ASSET PORT	0	55.309	55.309
**D	SUNAMERICA SERIES TRUST SA BLACKROCK VCP GLOBAL MULTI ASSET PORT	0	812	812
**D	SUNAMERICA SERIES TRUST SA BLACKROCK VCP GLOBAL MULTI ASSET PORT	0	64.005	64.005
**D	SUNAMERICA SERIES TRUST SA BLACKROCK VCP GLOBAL MULTI ASSET PORT	0	20.926	20.926

55

LISTA ESITO DELLE VOTAZIONI
OGGETTO: Autorizzazione all'acquisto e alla disposizione di azioni proprie, previa revoca dell'autorizzazione conferita dall'Assemblea ordinaria del 16 maggio 2019. Deliberazioni inerenti e conseguenti

FAVOREVOLI

Badge	Regione Sociale	Proprio	Delega	Totale
**D	SUNAMERICA SERIES TRUST- SA SCHRÖDERS VCP GLOBAL ALLOCATION PORT	0	14.755	14.755
**D	SUNAMERICA SERIES TRUST - SA INTERNATIONAL INDEX PORTFOLIO	0	267.270	267.270
**D	DWS GLOBAL INCOME BUILDER FUND	0	121.171	121.171
**D	DWS GLOBAL INCOME BUILDER VIP	0	20.783	20.783
**D	KP INTERNATIONAL EQUITY FUND	0	233.262	233.262
**D	KANSAS PUBLIC EMPLOYEES RETIREMENT SYSTEM	0	2.083.135	2.083.135
**D	KANSAS ISLANDS CHAMBER OF COMMERCE PENSION FUND	0	2.128.196	2.128.196
**D	LVIP BLACKROCK GLOBAL ALLOCATION FUND	0	71.740	71.740
**D	LVIP MONDRIAN INTERNATIONAL VALUE FUND	0	721.052	721.052
**D	LVIP SSGA INTERNATIONAL INDEX FUND	0	3.017.144	3.017.144
**D	RHUMBLINE INTERNATIONAL POOLED INDEX TRUST	0	1.821.236	1.821.236
**D	STICHTING PENSIOENFONDS WOMEN	0	155.397	155.397
**D	CIDEL INTERNATIONAL EQUITY FUND	0	203.705	203.705
**D	CIDEL BANK AND TRUST INC. CIDELPL	0	28.066	28.066
**D	CIDEL TRUST COMPANY	0	1.905	1.905
**D	CITY UNIVERSITY OF NEW YORK	0	32.770	32.770
**D	ABERDEEN GLOBAL ABSOLUTE RETURNSTR	0	11.549	11.549
**D	LAZARD INTERNATIONAL EQUITY (CANADA) FUND	0	15.737	15.737
**D	MAINSTAY CBRE GLOBAL INFRASTRUCTURE	0	57.426	57.426
**D	AB INTERNATIONAL STRATEGIC EQUITIES HARVESTING SERIES	0	1.277.877	1.277.877
**D	NUVEEN WINSLOW INTERNATIONAL LARGECAP FUND	0	232.340	232.340
**D	NUVEEN REAL ASSET INCOME FUND	0	6.536	6.536
**D	NUVEEN REAL ASSET INCOME AND GROWTH FUND	0	2.507.988	2.507.988
**D	TALCOTT RESOLUTION LIFE INSURANCE COMPANY	0	685.500	685.500
**D	TEXAS MUNICIPAL RETIREMENT SYSTEM	0	64.647	64.647
**D	TEXAS MUNICIPAL RETIREMENT SYSTEM	0	1.126.492	1.126.492
**D	NBI GLOBAL REAL ASSETS INCOME ETF	0	486.319	486.319
**D	BURROUGHS WELLCOME FUND	0	350.696	350.696
**D	CITY OF NEW YORK GROUP TRUST	0	96.454	96.454
**D	ORIGIN INTERNATIONAL EQUITY FUND	0	3.182.542	3.182.542
**D	FIDELITY COMMONWEALTH TRUST II: FIDELITY INT'L ENHANCED INDEX FD	0	52.000	52.000
**D	FIDELITY COVINGTON TRUST: FIDELITY INTL VALUE FACTOR ETF	0	1.590.455	1.590.455
**D	FIDELITY COVINGTON TRUST: FIDELITY TARGETED INTL FACTOR ETF	0	22.900	22.900
**D	FIDELITY COVINGTON TRUST: FIDELITY TARGETED INTL FACTOR ETF	0	15.952	15.952
**D	PIMCO RAE INTERNATIONAL FUND LLC	0	739.333	739.333
**D	PIMCO EQUITY SERIES: PIMCO RAE INTERNATIONAL FUND	0	157.805	157.805
**D	PIMCO EQUITY SERIES: PIMCO RAE INTERNATIONAL FUND	0	1.163.100	1.163.100
**D	MAS PENSION SIEFORS BASICA 60-64 SA DE C.V.	0	188.779	188.779
**D	MAS PENSION SIEFORS BASICA 65-69, SA DE C.V.	0	123.282	123.282
**D	MAS PENSION SIEFORS BASICA 70-74, SA DE C.V.	0	116.128	116.128
**D	MAS PENSION SIEFORS BASICA 75-79 SA DE C.V.	0	107.325	107.325
**D	MAS PENSION SIEFORS BASICA 80-84, SA DE C.V.	0	163.853	163.853

SS

Assemblea Ordinaria del 14 maggio 2020

ENEL S.p.A.

LISTA ESITO DELLE VOTAZIONE

OGGETTO: Autorizzazione all'acquisto e alla disposizione di azioni proprie, previa revoca dell'autorizzazione conferita dall'Assemblea ordinaria del 16 maggio 2019. Deliberazioni inerenti e conseguenti

FAVOREVOLI

Badge	Ragione Sociale	Proprio	Delega	Totale
**D	MAS PENSION SIFORE BASICA 85-89 SA DE C.V.	0	134.553	134.553
**D	MAS PENSION SIFORE BASICA 90-94, SS DE C.V.	0	58.498	58.498
**D	PFM MULTI-MANAGER SERIES TRUST - PFM MULTI-MANAGER INTERNATIONAL	0	129.377	129.377
**D	PFM MULTI-MANAGER SERIES TRUST - PFM MULTI-MANAGER INTERNATIONAL	0	55.281	55.281
**D	PFM MULTI-MANAGER SERIES TRUST - PFM MULTI-MANAGER INTERNATIONAL	0	1.571.425	1.571.425
**D	ARROWSTREET (CANADA) GLOBAL ALL-COUNTRY FUND I	0	622.476	622.476
**D	ARROWSTREET (CANADA) GLOBAL ALL-COUNTRY FUND II	0	136.048	136.048
**D	ARROWSTREET (CANADA) GLOBAL ALL-COUNTRY FUND II	0	358.255	358.255
**D	ARROWSTREET (CANADA) INTERNATIONAL DEVELOPED MARKET EX US FUND I	0	15.868	15.868
**D	ARROWSTREET (CANADA) INTERNATIONAL DEVELOPED MARKET EX US FUND I	0	15.805	15.805
**D	ARROWSTREET (CANADA) GLOBAL WORLD FUND I	0	84.567	84.567
**D	POTNAM WORLD TRUST	0	84.567	84.567
**D	PES:PIMCO RAFI DYNAMIC MULTI-FACTOR INTERNATIONAL EQUITY ETF	0	315.882	315.882
**D	INTEL CORPORATION RETIREE MEDICAL PLAN TRUST	0	254.601	254.601
**D	ALASKA COMMON TRUST FUND	0	693.266	693.266
**D	RUSSELL INVESTMENTS INSTITUTIONAL FUNDS, LLC INTERNATIONAL EQUIT	0	11.165	11.165
**D	RUSSELL INVESTMENTS INSTITUTIONAL FUNDS, LLC GLOBAL LISTED INFRA	0	181.067	181.067
**D	RUSSELL INVESTMENTS INSTITUTIONAL FUNDS, LLC GLOBAL EQUITY PLUS	0	61.161	61.161
**D	SSGA MSCI ACWI EX-USA INDEX NON-LENDING DAILY TRUST	0	343.056	343.056
**D	SERVICES GROUP OF AMERICA INC	0	192.195	192.195
**D	STANDARD LIFE INVESTMENTS GLOBAL ABSOLUTE RETURN STRATEGIES MAST	0	22.583	22.583
**D	OHIO NATIONAL FUND, INC. - ON INTERNATIONAL EQUITY PORTFOLIO	0	268.444	268.444
**D	OHIO NATIONAL FUND, INC. - ON FOREIGN PORTFOLIO	0	9.253	9.253
**D	OHIO NATIONAL FUND, INC. - ON FOREIGN PORTFOLIO	0	526.863	526.863
**D	WILMINGTON TRUST COLLECTIVE INVESTMENT TRUST	0	8.820	8.820
**D	ROMAN CATHOLIC BISHOP OF SPRINGFIELD A CORPORATION SOLE	0	127.406	127.406
**D	INTEL RETIREMENT PLANS COLLECTIVE INVESTMENT TRUST	0	601.258	601.258
**D	INTEL RETIREMENT PLANS COLLECTIVE INVESTMENT TRUST	0	6.114.351	6.114.351
**D	TJ-NONQUALIFIED, LLC	0	113.940	113.940
**D	TENNESSEE CONSOLIDATED RETIREMENT SYSTEM	0	111.556	111.556
**D	TENNESSEE CONSOLIDATED RETIREMENT SYSTEM	0	504.346	504.346
**D	TJ-QUALIFIED, LLC	0	42.381	42.381
**D	VANGUARD FTSE DEVELOPED EUROPE ALL CAP INDEX ETF	0	4.088	4.088
**D	VANGUARD FTSE DEVELOPED ALL CAP EX NORTH AMERICA INDEX ETF	0	13.189	13.189
**D	VANGUARD DEVELOPED ALL-CAP EX NORTH AMERICA EQUITY INDEX POOLED	0	851.869	851.869
**D	VANGUARD GLOBAL MOMENTUM FACTOR ETF	0	130.720	130.720
**D	VANGUARD FTSE DEVELOPED EX NORTH AMERICA HIGH DIVIDEND YIELD IND	0	834.000	834.000
**D	CAPITAL GROUP INTERNATIONAL EQUITY FUND (CANADA)	0	134.062	134.062
**D	CAPITAL GROUP CANADIAN FOCUSED EQUITY FUND (CANADA)	0	59.200	59.200
**D	CAPITAL GROUP GLOBAL BALANCED FUND (CANADA)	0	1.405.800	1.405.800
**D	CAPITAL GROUP CAPITAL INCOME BUILDER (CANADA)	0	447.698	447.698
**D	WELLS FARGO DIVERSIFIED INTERNATIONAL FUND	0	447.698	447.698
**D	WELLS FARGO MASTER TRUST INTERNATIONAL VALUE PORTFOLIO	0	1.973.223	1.973.223
**D	WELLS FARGO FACTOR ENHANCED INTERNATIONAL PORTFOLIO	0	115.966	115.966
**D	WELLS FARGO BK DECL OF TRUST ESTABL INVEST FUNDS EMPLOYEE BEN TR	0		
**D	WELLINGTON COMPOUND GROWTH, L.P.	0		

LISTA ESITO DELLE VOTAZIONI
 Oggetto: Autorizzazione all'acquisto e alla disposizione di azioni proprie, previa revoca dell'autorizzazione conferita dall'Assemblea ordinaria del 16 maggio 2019. Deliberazioni inerenti e conseguenti

FAVOREVOLI

Badge	Ragione Sociale	Proprio	Delega	Totale
**D	WILMINGTON TRUST COLLECTIVE INVESTMENT TRUST	0	15.289	15.289
**D	VANGUARD ENERGY FUND	0	6.838.867	6.838.867
**D	VANGUARD TOTAL WORLD STOCK INDEX FUND	0	2.800.714	2.800.714
**D	VANGUARD DEVELOPED MARKETS INDEX FUND	0	50.029.780	50.029.780
**D	VANGUARD TOTAL WORLD STOCK INDEX FUND	0	378.100	378.100
**D	THE METRODIST HOSPITAL	0	600.413	600.413
**D	HC CAPITAL TRUST- THE INSTITUTIONAL INTERNATIONAL EQUITY PORTFOL	0	325.353	325.353
**D	HC CAPITAL TRUST- THE INSTITUTIONAL INTERNATIONAL EQUITY PORTFOL	0	20.943	20.943
**D	HC CAPITAL TRUST- THE INSTITUTIONAL INTERNATIONAL EQUITY PORTFOL	0	12.144	12.144
**D	HC CAPITAL TRUST- THE ESG GROWTH PORTFOLIO	0	43.303	43.303
**D	HC CAPITAL TRUST- THE CATHOLIC SRI GROWTH PORTIFOLIO	0	199.184	199.184
**D	HC CAPITAL TRUST- THE CATHOLIC SRI GROWTH PORTIFOLIO	0	256.063	256.063
**D	ARKWRIGHT, LLC	0	274.787	274.787
**D	HC CAPITAL TRUST - THE INTERNATIONAL EQUITY PORTFOLIO	0	16.374	16.374
**D	INTERNATIONAL MONETARY FUND	0	363.625	363.625
**D	INTERNATIONAL MONETARY FUND	0	244.514	244.514
**D	INTERNATIONAL MONETARY FUND	0	84.072	84.072
**D	PUTNAM VARIABLE TRUST - PUTNAM VT GLOBAL ASSET ALLOCATION FUND	0	28.052	28.052
**D	PUTNAM DYNAMIC ASSET ALLOCATION GROWTH FUND	0	298.672	298.672
**D	PUTNAM DYNAMIC ASSET ALLOCATION BALANCED FUND	0	165.545	165.545
**D	PUTNAM DYNAMIC ASSET ALLOCATION CONSERVATIVE FUND	0	45.497	45.497
**D	PUTNAM TOTAL RETURN TRUST	0	46.565	46.565
**D	PUTNAM RETIREMENT ADVANTAGE GAA GROWTH PORTFOLIO	0	91.135	91.135
**D	PUTNAM RETIREMENT ADVANTAGE GAA BALANCE PORTFOLIO	0	20.271	20.271
**D	PUTNAM RETIREMENT ADVANTAGE GAA CONSERVATIVE PORTFOLIO	0	39.720	39.720
**D	PUTNAM RETIREMENT ADVANTAGE GAA INCOME STRATEGIES PORTFOLIO	0	10.323	10.323
**D	PUTNAM RETIREMENT ADVANTAGE GAA EQUITY PORTFOLIO	0	8.592	8.592
**D	PUTNAM TOTAL RETURN FUND, LLC	0	1.984.266	1.984.266
**D	THE STATE OF NEVADA	0	211.790	211.790
**D	PUTNAM DYNAMIC ASSET ALLOCATION EQUITY FUND	0	6.698	6.698
**D	COHEN & STEERS REAL ASSETS FUND, INC	0	509	509
**D	COHEN & STEERS INFRASTRUCTURE FUND, INC.	0	165.645	165.645
**D	COHEN & STEERS INFRASTRUCTURE FUND, INC.	0	5.915.401	5.915.401
**D	COHEN & STEERS GLOBAL INFRASTRUCTURE FUND, INC	0	37.943.171	37.943.171
**D	COHEN & STEERS ALTERNATIVE INCOME FUND, INC	0	267.133	267.133
**D	COHEN & STEERS, INC.	0	26.015	26.015
**D	INTERNATIONAL MONETARY FUND	0	15.810	15.810
**D	THORNBURG INTERNATIONAL VALUE FUND	0	17.889	17.889
**D	THORNBURG INVESTMENT INCOME BUILDER FUND	0	2.695.950	2.695.950
**D	THORNBURG BETTER WORLD INTERNATIONAL FUND	0	100.434	100.434
**D	THORNBURG PLAN INVESTMENT BOARD	0	123.868	123.868
**D	CANADA PENSION PLAN INVESTMENT BOARD	0	50.796	50.796
**D	MUSASHI SMART PREMIA FUND	0		
**D	ALLIANCEBERNSTEIN INTERNATIONAL ALL-COUNTRY PASSIVE SERIES	0		
**D	ALLIANCEBERNSTEIN INTERNATIONAL OPPORTUNITIES SERIES	0		
**D	ALLIANCEBERNSTEIN EUROPEAN OPPORTUNITIES SERIES	0		
**D	TWCT, LLC	0		
**D	TWCT II	0		
**D	MCIC VERMONT A RECIPROCAL RISK RETENTION GROUP	0		

ES

556

LISTA ESITO DELLE VOTAZIONE

Oggetto: Autorizzazione all'acquisto e alla disposizione di azioni proprie, previa revoca dell'autorizzazione conferita dall'Assemblea ordinaria del 16 maggio 2019. Deliberazioni inerenti e conseguenti

FAVOREVOLI

Badge	Regione Sociale	Proprio	Delega	Totale
**D	ALLIANCEBERNSTEIN DELAWARE BUSINESS TRUST - AB INTERNATIONAL STRATEGIC EQUITIES SERIES	0	1.185.066	1.185.066
**D	AB GLOBAL RESEARCH INSIGHTS SERIES	0	5.791.206	5.791.206
**D	ALLIANCEBERNSTEIN DELAWARE BUSINESS TRUST-AB GLOBAL RESEARCH INSIGHTS SERIES II	0	1.504.660	1.504.660
**D	LAZARD INTERNATIONAL STRATEGIC EQUITY TRUST	0	937.286	937.286
**D	LAZARD INTERNATIONAL EQUITY TRUST	0	387.602	387.602
**D	HOEHL FAMILY PARTNERS I LLC	0	16.030	16.030
**D	IRR TRUST OF ELIZABETH M. WEBSTER ROCKEFELLER TRUST COMPANY (DELAWARE)	0	6.297	6.297
**D	JAMES E. GRIFFITH FAMILY TRUST DTD9/30/1977	0	18.066	18.066
**D	FERDINAND COLLOREDO-MANSFELD 2001 CHARITABLE REMAINDER UNITRUST	0	4.195	4.195
**D	ANNE E. PENFIELD 1999 IRREVOCABLE TRUST	0	1.769	1.769
**D	FRANZ F. COLLOREDO-MANSFELD 1999 IRREVOCABLE TRUST	0	2.171	2.171
**D	RUDOLF J. COLLOREDO-MANSFELD 1999 IRREVOCABLE TRUST	0	1.758	1.758
**D	TRUST FOR MUTUAL UNDERSTANDING	0	44.341	44.341
**D	TRUST U/W JOHN D. ROCKEFELLER FEOELIZABETH STRONG-CUEVAS	0	178.916	178.916
**D	THE FREEBAIRN CHARITABLE LEAD ANNUITY TRUST	0	6.922	6.922
**D	PALOMA RHEEM INVESTMENTS	0	81.022	81.022
**D	TRUST U/W MALINDA M. MENOTTI	0	4.155	4.155
**D	TR. B FBO DESCEN OF A MAUZER B FBO DESCENDANTS ABBY R. MAUZE, E	0	86.505	86.505
**D	MAC STEMBERG IRREVOCABLE TRUST	0	7.324	7.324
**D	THOMAS G. STEMBERG LIMITED	0	21.955	21.955
**D	THE ROSFAM 2009 TRUST	0	5.398	5.398
**D	J.H. WADE FAMILY TRUST	0	57.139	57.139
**D	J.H. WADE LONG FAMILY TRUST	0	7.499	7.499
**D	J.H. E.V. WADE GST TRUST	0	5.595	5.595
**D	W.H. VANDERBILT TRUST F/S/O EMILY	0	7.976	7.976
**D	ELLERY SEDGWICK JR GRANCHILDRENS TR C/O THE ROCKEFELLER TRUST CO (DE)	0	10.678	10.678
**D	ASHFORTH PROPERTIES INC.	0	12.056	12.056
**D	ELLERYSEDGWICK	0	8.791	8.791
**D	ELIZABETH SERGEANT SEDGWICK TRUST	0	8.824	8.824
**D	ELLYERY SEDGWICK, III TRUST	0	15.017	15.017
**D	GEORGE AND MARGARET MCNEILL TIC	0	13.350	13.350
**D	MCNEILL GROUP, LTD	0	23.509	23.509
**D	MCNEILL CHARITABLE FOUNDATION	0	10.813	10.813
**D	THEODORE SEDGWICK MASTER TRUST	0	30.750	30.750
**D	ELLERY SEDGWICK III MASTER TRUST	0	39.809	39.809
**D	GST NON EXEMPT TRUST FBO WILLIAM	0	11.395	11.395
**D	GST NON EXEMPT TRUST FBO ELIZA O.	0	11.393	11.393
**D	GST NON EXEMPT TRUST FBO K. KLEMENTIS	0	11.395	11.395
**D	GST NON EXEMPT TRUST FBO WINNIE PERKIN GRAY	0	16.661	16.661
**D	RICHARD S. PERKIN TRUST FBO ELIZA MILITONO'NEILL	0	16.321	16.321
**D	TRUST 10/18/99 FBO ELIZA MILITONO'NEILL	0	50.017	50.017

SSS

Assemblea Ordinaria del 14 maggio 2020

ENEL S.p.A.

LISTA ESITO DELLE VOTAZIONE

Objetto: Autorizzazione all'acquisto e alla disposizione di azioni proprie, previa revoca dell'autorizzazione conferita dall'Assemblea ordinaria del 16 maggio 2019. Deliberazioni inerenti e conseguenti

FAVOREVOLI

Badge	Ragione Sociale	Proprio	Delega	Totale
**D	KALYNDA R. KLEMENTIS TRUST	0	37.732	37.732
**D	TRUST 05/15/79 MARILYN M. SIMPSON F/B/O KALYNDA KLEMENTIS	0	7.247	7.247
**D	TR. B FBO ABBY R SIMPSON TR B 8/03/60 FBO ABBY R. SIMPSON C/O THE ROCKEFELLER TRUST COMPANY	0	38.423	38.423
**D	CHARITABLE TRUST ART. NINTH U/W.	0	61.280	61.280
**D	TRUST 12/30/69 E/B/O DESCENDANTS OF JOHN D. ROCKEFELLER 3RD	0	91.804	91.804
**D	TRUST U/A 4/1/93 F/B/O SANDRA FERR	0	71.632	71.632
**D	THE HOPI TRIBE	0	13.276	13.276
**D	EDWARD JOHN NOBLE FOUNDATION, INC	0	60.794	60.794
**D	THE FREEMAN FOUNDATION	0	597.573	597.573
**D	RCB INVESTMENT PARTNERS LLC	0	25.640	25.640
**D	WIN PROPERTIES	0	22.682	22.682
**D	THE STARR FOUNDATION	0	339.167	339.167
**D	BROOKLYN PUBLIC LIBRARY	0	13.851	13.851
**D	BRETT CARR UNITRUST	0	8.234	8.234
**D	JAMES B. ORTHWEIN RES TR FBO ROMAI	0	8.480	8.480
**D	LOEB ARTICLE THREE TRUST	0	48.826	48.826
**D	JAMES L. LOEB 1965 TRUST FBO JAMES L. JR	0	27.737	27.737
**D	JAMES L. LOEB FAMILY INVESTMENTS, LP	0	8.281	8.281
**D	LOEB NEWHOUSE ISSUE GST EXEMPT	0	46.866	46.866
**D	JAMES L. LOEB 1962 TRUST FBO ELIZABETH FRIEDMAN	0	8.896	8.896
**D	DOUGLAS NEWHOUSE ISSUE GST	0	10.678	10.678
**D	DOUGLAS NEWHOUSE HOLLY BANNISTER	0	17.260	17.260
**D	ELEAN, L.L.C.	0	50.421	50.421
**D	TRUST B FBO RODMAN C. ROCKEFELLER	0	23.926	23.926
**D	TRUST 05/24/51 FBO ANN R. ROBERTS	0	12.479	12.479
**D	TR. B FBO SONS OF NELSON A ROCKEFELLER	0	22.717	22.717
**D	TR B 5/24/51 FBO MARY R MORGAN	0	14.439	14.439
**D	TRUST 11/04/64 FBO NELSON A. ROCKEFELLER, JR.	0	48.234	48.234
**D	TRUST 05/23/67 FBO MARK F.ROCKEFELLER	0	49.204	49.204
**D	TR B 10/20/76 N A ROCKEFELLER M F ROCKEFELLER CO., INC.	0	101.674	101.674
**D	TRUST 12/31/69 FBO DESCENDANTS OF LAURANCE S. ROCKEFELLER	0	141.518	141.518
**D	THE ANNA SHIELDS HAMLET 1967 TRUST	0	73.869	73.869
**D	THE ETTINGER FOUNDATION, INC.	0	16.703	16.703
**D	THE TRUSTEES OF THE DIOCESE OF SOUTH OHIO	0	7.255	7.255
**D	LARRY AND WENDY S DESCENDANTS TRUST	0	18.083	18.083
**D	THE KRIMENDAL/SAINT-AMAND FOUNDATION	0	3.734	3.734
**D	TRUST 12/16/76 FBO DESCENDANTS OF WINTHROP P. ROCKEFELLER	0	11.261	11.261
**D	INFINITY THREE TRUST	0	141.107	141.107
**D	RED RIVER FAMILY NON-EXEMPT TRUST	0	11.057	11.057
**D	LAWRENCE V. RAWL FAMILY TRUST	0	21.236	21.236
**D	ART 4 DESCENDANT TR/KELLY GUZIEJK	0	13.319	13.319
**D		0	21.518	21.518

ES

556

Assemblea Ordinaria del 14 maggio 2020

ENEL S.p.A.

LISTA ESITO DELLE VOTAZIONE
OGGETTO: Autorizzazione all'acquisto e alla disposizione di azioni proprie, previa revoca dell'autorizzazione conferita dall'Assemblea ordinaria del 16 maggio 2019. Deliberazioni inerenti e conseguenti

FAVOREVOLI

Badge	Ragione Sociale	Proprio	Delega	Totale
**D	KELLY R GUZIEJKA FAMILY TRUST	0	13.275	13.275
**D	1998 KELLY R. GUZIEJKA FAMILY TRUS	0	11.784	11.784
**D	KELLY R. GUZIEJKA REVOCABLE TRUST	0	9.896	9.896
**D	MARITAL TRUST U/A SIXTH OF R.G. ROCKEFELLER	0	26.321	26.321
**D	ROCKEFELLER - KING FAMILY 2012	0	10.200	10.200
**D	ROCKEFELLER - LIMITED PARTNERSHIP	0	135.183	135.183
**D	LIBRA FUND, LIMITED PARTNERSHIP	0	207.186	207.186
**D	LIBRA FUND QP, LP	0	6.151	6.151
**D	RFS OPCO LLC	0	506.542	506.542
**D	ROCKEFELLER GLOBAL EQUITY FUND II QF LP	0	185.978	185.978
**D	ROCKEFELLER GLOBAL EQUITY FUND II LP	0	403.727	403.727
**D	ROCKEFELLER BALANCED FUND, L.P.	0	201.318	201.318
**D	ROCKEFELLER GLOBAL EQ DIV YIELD	0	177.952	177.952
**D	ROCKEFELLER GLOBAL DIVIDEND GROWTH	0	192.531	192.531
**D	ROCKEFELLER GLOBAL EQUITY FUND I, L.	0	1.126.760	1.126.760
**D	ROCKEFELLER GLOBAL EQUITY FUND III	0	408.628	408.628
**D	ROCKEFELLER INTERNATIONAL EQUITY FUN	0	84.965	84.965
**D	ROCKEFELLER FAMILY FOUNDATION	0	29.417	29.417
**D	THE THOMPSON FAMILY FOUNDATION	0	4.511	4.511
**D	GARVIN NON-EXEMPT TR UW ANNE F.:70E::REGI//GARVIN	0	4.866	4.866
**D	MWR ENTERPRISES INC	0	4.496	4.496
**D	TENEDORA SELECTA, S.A.	0	4.496	4.496
**D	LOGISTICS DEVELOPMENT, INC	0	15.693	15.693
**D	THE HARLAN E. ANDERSON FOUNDATION	0	13.924	13.924
**D	THE BRIAN A. ANDERSON TRUST - 1976	0	3.758	3.758
**D	ALEC FREEMAN 2013 GST TRUST	0	3.758	3.758
**D	COLIN FREEMAN 2013 GST TRUST	0	23.265	23.265
**D	MARITAL TRUST UNDER STEVEN K.SYDNESS	0	7.818	7.818
**D	LISA H SYDNESS REVOCABLE TRUST	0	25.250	25.250
**D	THE EYE EAR FOUNDATION OF PITTSBURGH	0	41.779	41.779
**D	VICTORIA CORP	0	13.838	13.838
**D	ACUERDO HOLDINGS INC	0	1.796	1.796
**D	TUK GLOBAL LTD	0	20.286	20.286
**D	PAX TRADING CORP	0	3.490	3.490
**D	PUITO HOLDINGS INC.	0	6.551	6.551
**D	THE ANNA SHIELDS HAMLET 1963 TRUST	0	0	0
**D	COMPUTERSHARE SPA RAPPRESENTANTE DESIGNATO QUALE DELEGATO 135-UNDECIES TUF IN PERSONA DI ENRICO MONICELLI	0	52.417.000	52.417.000
2	CASSA NAZIONALE DI PREVIDENZA E ASSISTENZA FORENSE	0	32.077.115	32.077.115
**D	FONDAZIONE ENPAM	0	0	0
**D	COMPUTERSHARE SPA RAPPRESENTANTE DESIGNATO QUALE DELEGATO /SUBDELEGATO 135-NOVIES IN PERSONA DI ENRICO MONICELLI	0	2.397.856.331	2.397.856.331
3	MINISTERO DELL'ECONOMIA E DELLE FINANZE	0	75.656	75.656
**D	HC RENTE	0	0	0

4.056

Azionisti in delega:

Assemblea Ordinaria del 14 maggio 2020

ENEL S.p.A.

LISTA ESITO DELLE VOTAZIONI
Oggetto: Autorizzazione all'acquisto e alla disposizione di azioni proprie, previa revoca dell'autorizzazione conferita dall'Assemblea ordinaria del 16 maggio 2019. Deliberazioni inerenti e conseguenti

FAVOREVOLI

Proprio	Delega	Totale
0	1.569.419	1.569.419
0	44.012	44.012
0	1.000	1.000

Badge	Ragione Sociale
**D	SIEMENS-FONDS SIEMENS-RENTE
**D	SIEMENS DC BALANCED
***	SARDOC STEFANIA

Totale voti	7.095.911.372
Percentuale votanti %	98,538048
Percentuale Capitale %	69,795758

858

EPA



Assemblea Ordinaria del 14 maggio 2020

ENEL S.p.A.

LISTA ESITO DELLE VOTAZIONE

Deliberazioni
 Oggetto: Autorizzazione all'acquisto e alla disposizione di azioni proprie, previa revoca dell'autorizzazione conferita dall'Assemblea ordinaria del 16 maggio 2019. Deliberazioni inerenti e conseguenti

CONTRARI

Badge	Ragione Sociale	Proprio	Delega	Totale
1	COMPUTERSHARE SPA RAPPRESENTANTE DESIGNATO QUALE SUBDELEGATO 135-NOVIES (ST.TREVISAN) IN PERSONA DI ENRICO MONICELLI	0	0	0
**D	UNION INVESTMENT INSTITUTIONAL GMBH	0	990.371	990.371
**D	UNION INVESTMENT PRIVATFONDS GMBH	0	6.274.683	6.274.683
**D	CATHOLIC INVESTOR INTERNATIONAL EQUITY F	0	167.500	167.500
**D	BAYVK A1 FONDS	0	3.895.747	3.895.747
**D	BAYVK G2 FONDS	0	867.467	867.467
**D	DEKA MASTER HAEK I	0	367.985	367.985
**D	BAYVK A4 FONDS	0	95.199	95.199
**D	CATHOLIC COMMUNITY FOUNDATION OF MINNESO	0	13.947	13.947
**D	NAZARETH LITERARY AND BENEVOLENT INSTITU	0	102.988	102.988
**D	CAPACITY FONDS INSTITUTIONEL ACTIONS ETRANGERES	0	73.500	73.500
**D	CAPACITY FONDS INSTITUTIONEL ACTIONS ETRANGERES	0	169.879	169.879
**D	RP FONDS INSTITUTIONEL ACTIONS MAR EMER	0	507.933	507.933
**D	KAPITFORENI INSTIT INVEST GLOBALE AKTIER	0	31.015	31.015
**D	MINISTRY OF ECONOMY AND FINANCE	0	4.285.087	4.285.087
**D	STICHTING PENSIOENFONDS MEDISCH SPECIALI	0	88.320	88.320
**D	GVV POOLFONDS PAL	0	425.253	425.253
**D	GVV POOLFONDS VOL AG I	0	318.493	318.493
**D	VI-E	0	212.510	212.510
**D	BERNISCHE PENSIONSKASSE	0	1.101.026	1.101.026
**D	HELABA INVEST KAPITALANLAGEGESELLSCHAFT MBH	0	1.275.000	1.275.000
**D	MUTACTION 11	0	858.280	858.280
**D	OFI INVEST	0	230.904	230.904
**D	UNIVERSITE DE GENEVE	0	105.746	105.746
**D	CAISSE INTER ENTREP DE PREV PROFES CIEPP	0	683.766	683.766
**D	SONDERVERMOGEN TINIESA	0	262.100	262.100
**D	SONDERVERMOGEN ATLAS GI	0	33.830	33.830
**D	INTERNATIONALE KAPITALANLAGEGESELLSCHAFTMBH	0	170.813	170.813
**D	SONDERVERMOGEN AVAW	0	234.070	234.070
**D	SONDERVERMOGEN AVS-ME	0	38.453	38.453
**D	UPMC BMO FCP	0	97.645	97.645
**D	IOWA PUBLIC EMPLOYEES RETIREMENT SYSTEM	0	1.767.116	1.767.116
**D	AL TRUST H3 FONDS SPK	0	426.363	426.363
**D	AL TRUST FONDS SP 7 SPK	0	828.674	828.674
**D	CZ AANDELEN SSGA	0	81.472	81.472
**D	UPMC BMO PENSION	0	93.547	93.547
**D	UPMC BMO	0	81.476	81.476
**D	AL TRUST AKTIEN EUROPA SPK	0	60.023	60.023
**D	EMPLOYEES RETIREMENT TRUST OF BANK OF MONTREAL HARRIS	0	143.139	143.139
**D	BOK KIC GFEQQ	0	100.679	100.679
**D	THE BANK OF KOREA	0	7.299	7.299

LISTA ESITO DELLE VOTAZIONI

Oggetto: Autorizzazione all'acquisto e alla disposizione di azioni proprie, previa revoca dell'autorizzazione conferita dall'Assemblea ordinaria del 16 maggio 2019. Deliberazioni inerenti e conseguenti

CONTRARI

Badge	Ragione Sociale	Proprio	Delega	Totale
**D	BOK KIC GEO2 0	0	26.203	26.203
**D	MI FONDS K12 SPK	0	177.141	177.141
**D	MI FONDS K11 SPK	0	86.837	86.837
**D	MI FONDS K10 SPK	0	448.366	448.366
**D	SEI GLOBAL INVESTMENT FUND PLC	0	138.515	138.515
**D	SEI GLOBAL MASTER FUND PLC - T	0	268.243	268.243
**D	FCPE MACIF CROISSANCE DURABLE	0	160.650	160.650
**D	MAIF CROISSANCE DURABLE	0	334.795	334.795
**D	BROWN BROTHERS HARRIMAN TRUSTE	0	1.798.805	1.798.805
**D	OFI MARKET NEUTRAL EQUITY	0	1.524.607	1.524.607
**D	MACIF CROISSANCE DURABLE ET SO	0	295.445	295.445
**D	SEI GLOBAL MASTER FUND PLC STY	0	1.394.000	1.394.000
**D	OFI AM	0	2.028.836	2.028.836
**D	SEI INVESTMENTS (EUROPE) LIMIT	0	44.470	44.470
**D	SEI GLOBAL INVESTMENTS FUND PL	0	38.262	38.262
**D	SEI GLOBAL MASTER FUND PLC- TH	0	112.983	112.983
**D	OFI FUND - EURO LARGE CAP	0	80.000	80.000
**D	SINGLE SELECT INVEST MONCEAU ACTION	0	100.000	100.000
**D	MIROVA EUROPE SUSTAINABLE ECONOMY FUND	0	42.253	42.253
**D	OFI ASSET MANAGEMENT	0	57.160	57.160
**D	GROUPAMA EPARGNE RESPONSABLE EQUILIBRE 1	0	355.657	355.657
**D	GROUPAMA EPARGNE RESPONSABLE DYNAMIQUE 1	0	249.818	249.818
**D	GROUPAMA EPARGNE RESPONSABLE PERSPECTIVE EQUILIBRE	0	440.987	440.987
**D	GROUPAMA EPARGNE RESPONSABLE PERSPECTIVE DYNAMIQUE	0	497.549	497.549
**D	UNION INVESTMENT LUXEMBOURG SA	0	6.243.654	6.243.654
**D	UBS FUNDMANAGEMENT	0	268.426	268.426
**D	PENSIONSKASSE POST	0	971.501	971.501
**D	STICHTING DELA DEPOSITARY AND MANAGEMENT OUDE STADSGRACHT	0	497.504	497.504
**D	STICHTING PENSIOENFONDS APF	0	51.902	51.902
**D	MUNICIPAL EMPLOYEES' ANNUITY AND BENEFIT FUND OF CHICAGO	0	206.816	206.816
**D	TAMESIDE METROPOLITAN BOROUGH COUNCIL AS THE ADMINISTERING AUTHORITY OF THE GREATER MANCHESTER PENSION FUND	0	0	454.551
**D	WEST YORKSHIRE PENSION FUND	0	1.750.000	1.750.000
**D	MERYSIDE PENSION FUND	0	1.575.819	1.575.819
**D	STICHTING BEDRIJFSTAKPENSIOENFONDS VOOR DE DETAILHANDEL	0	3.473.960	3.473.960
**D	THE UNITED CHURCH OF CANADA PENSION PLAN	0	109.800	109.800
**D	BMO DISCIPLINED INTERNATIONAL EQUITY FUND	0	163.840	163.840
**D	GLOBAL LOW VOLATILITY EQUITY FUND, LLC	0	26.780	26.780
**D	BMO MSCI EAFE INDEX ETF	0	1.712.494	1.712.494
**D	BMO GLOBAL LOW VOLATILITY EQUITY FUND	0	44.077	44.077
**D	BMO ALTERNATIVE STRATEGIES FUND	0	19.334	19.334
**D	STICHTING PENSIOENFONDS WERK- EN (RE) INTEGRATIE	0	1.396.666	1.396.666

LISTA ESITO DELLE VOTAZIONI
Oggetto: Autorizzazione all'acquisto e alla disposizione di azioni proprie, previa revoca dell'autorizzazione conferita dall'Assemblea ordinaria del 16 maggio 2019. Deliberazioni inerenti e conseguenti

CONTRARI

Badge	Ragione Sociale	Proprio	Delega	Totale
**D	BMO INVESTMENTS (IRELAND) FLC	0	127.864	127.864
**D	BMO INVESTMENTS (IRELAND) FLC	0	595.120	595.120
**D	METZLER ASSET MANAGEMENT GMBH FOR MI-FONDS 415	0	523.956	523.956
**D	METZLER ASSET MANAGEMENT GMBH FOR MI-FONDS 415	0	563.220	563.220
**D	BMO GLOBAL GROWTH + INCOME FUND	0	220.095	220.095
**D	BMO INTERNATIONAL EQUITY FUND	0	3.825.309	3.825.309
**D	THE TRUSTEES OF STAGECOACH GROUP PENSION SCHEME	0	190.443	190.443
**D	STICHTING PENSIOENFONDS PGB UBS- MSCI EUROPE EQUITY PASSIVE	0	629.159	629.159
**D	STICHTING PENSIOENFONDS PGB UBS- GLOBAL EQUAL WEIGHTED EQUITY	0	1.954.422	1.954.422
**D	STICHTING PENSIOENFONDS PGB	0	1.361.957	1.361.957
**D	STICHTING PENSIOENFONDS PGB	0	0	0
**D	BMO PRIVATE INTERNATIONAL EQUITY PORTFOLIO	0	0	0
**D	STICHTING PENSIOENFONDS PGB MANNUMERIC-GLOBAL DEVELOPED MULTI FACTOR	0	250	250
**D	STICHTING PENSIOENFONDS PGB MANNUMERIC-GLOBAL DEVELOPED MULTI FACTOR	0	0	0
3	COMPUTERSHARE SPA RAPPRESENTANTE DESIGNATO QUALE DELEGATO /SUBDELEGATO 135-NOVIES IN PERSONA DI ENRICO MONICELLI	0	0	0
**D	FONDAZIONE FINANZA ETICA	0	250	250

Totale voti 67.229.799
 Percentuale votanti % 0,933593
 Percentuale Capitale % 0,661276

54

S61

Assemblea Ordinaria del 14 maggio 2020

ENEL S.p.A.

LISTA ESITO DELLE VOTAZIONI
 Oggetto: Autorizzazione all'acquisto e alla disposizione di azioni proprie, previa revoca dell'autorizzazione conferita dall'Assemblea ordinaria del 16 maggio 2019. Deliberazioni inerenti e conseguenti

ASTENUTI

Badge	Ragione Sociale	Proprio	Delega	Totale
1	COMPUTERSHARE SPA RAPPRESENTANTE DESIGNATO QUALE SUBDELEGATO 135-NOVIES (ST.TREVISAN) IN PERSONA DI ENRICO MONICELLI	0	0	0
**D	BOILERMAKER BLACKSMITH NATIONAL PENSION	0	1.036.570	1.036.570
**D	CITY OF PHILADELPHIA PUBLIC EMPL RET SYS	0	437.787	437.787
**D	VERMONT PENSION INVESTMENT COMMITTEE	0	323.069	323.069
**D	NEPF LSV ASSET MGMT	0	567.200	567.200
**D	NATIONAL ELEVATOR INDUSTRY PENSION PLAN	0	286.900	286.900
**D	CHALLENGE FUNDS - CHALLENGE ITALIAN EQUITY	0	2.000.000	2.000.000
**D	UFCW UNION AND PARTICIPATING FOOD INDUSTRY EMPLOYERS TRI-STATE PENSION TRUST FUND	0	28.090	28.090
**D	CHALLENGE ENERGY FUND 2	0	258.282	258.282
**D	CHALLENGE INTERNATIONAL EQUITY 2	0	76.114	76.114
**D	CHALLENGE EUROPEAN EQUITY 2	0	577.055	577.055
**D	CHALLENGE EUROPEAN EQUITY MGR	0	144.364	144.364
**D	MEDIO M STANLEY GLEBL SLTN 1 -CASH	0	211.984	211.984
**D	INFRASTRUCTURE OPPORTUNITY COLLECTION 2	0	310.757	310.757
**D	EUROPEAN COLLECTION	0	131.323	131.323
**D	DYNAMIC INTERNATIONAL VALUEOPPORTUNITY 1	0	958.845	958.845
**D	CHALLENGE EUROPEAN EQUITY	0	482.453	482.453
**D	MIFL BB EC EU EQ INCOME	0	98.503	98.503
**D	COUPON STRATEGY COLLECTION PERF	0	99.663	99.663
**D	BRICKLAYERS + TROWEL TRADES INTERNATIONAL PENSION FUND	0	94.900	94.900
**D	UNITED FOOD + COMMERCIAL WORKERS FOR EMPLOYEES	0	95.200	95.200
**D	COUNTY OF LOS ANGELES DEFERRED COMPENSATION AND THRIFT PLAN	0	19.400	19.400
**D	COUNTY OF LOS ANGELES SAVINGS PLAN D THRIFT PLAN	0	3.800	3.800

Totale voti. 8.242.259
 Percentuale votanti % 0,114457
 Percentuale Capitale % 0,081071

562

569

Assemblea Ordinaria del 14 maggio 2020

ENEL S.p.A.

LISTA ESITO DELLE VOTAZIONI
Oggetto: Autorizzazione all'acquisto e alla disposizione di azioni proprie, previa revoca dell'autorizzazione conferita dall'Assemblea ordinaria del 16 maggio 2019. Deliberazioni inerenti e conseguenti

NON VOTANTI

Badge	Ragione Sociale	Proprio	Delega	Totale
1	COMPUERSHARE SPA RAPPRESENTANTE DESIGNATO QUALE SUBDELEGATO 135-NOVIES (ST.TREVISAN) IN PERSONA DI ENRICO MONICELLI	0	0	0
**D	BANCOPOSTA AZ INTERNAZIONALE	0	560.740	560.740
**D	BANCOPOSTA AZIONARIO EUR	0	980.109	980.109
**D	GIP ALIC INTL AZ	0	98.090	98.090
**D	BANCOPOSTA GLOBAL EQUITY LTE BANCOPOSTA	0	12.054	12.054
**D	GENERALI INVESTMENTS SICAV	0	115.159	115.159
**D	GENERALI SMART FUNDS SICAV	0	306.653	306.653
**D	GENERALI EURO ACTIONS	0	230.805	230.805
**D	KAIROS INTERNATIONAL SICAV EUROPAESG	0	49.250	49.250
**D	KAIROS INTERNATIONAL SICAV - ITALIA	0	1.500.000	1.500.000
**D	KAIROS INTERNATIONAL SICAV - KEY	0	800.000	800.000
**D	KAIROS INTERNATIONAL SICAV - TARGET ITALY ALPHA	0	160.000	160.000
**D	BANCOPOSTA MIX 3	0	450.900	450.900
**D	BANCOPOSTA MIX 2	0	307.450	307.450
**D	BANCOPOSTA MIX 1	0	125.870	125.870
**D	POSTE INVESTO SOSTENIBILE BANCOPOSTA FON	0	6.961	6.961
**D	GENERALI MULTIPORTFOLIO SOLUTIONS SICAV	0	151.656	151.656
**D	INTERFUND SICAV INTERFUND EQUITY ITALY	0	274.000	274.000
**D	FIDEURAM ASSET MANAGEMENT (IRELAND) FONDITALIA EQUITY ITALY	0	5.964.000	5.964.000
**D	PRAMERICA SICAV	0	3.500.000	3.500.000
**D	FIDEURAM INVESTIMENTI SGR - FIDEURAM ITALIA	0	260.000	260.000
**D	FIDEURAM INVESTIMENTI SGR - PIANO AZIONI ITALIA	0	5.830.000	5.830.000
**D	FIDEURAM INVESTIMENTI SGR - PIANO BILANCIATO ITALIA 50	0	1.332.000	1.332.000
**D	FIDEURAM INVESTIMENTI SGR - PIANO BILANCIATO ITALIA 30	0	126.000	126.000
**D	EIS - EURO EQUITY INSURANCE CAPITAL LIGHT	0	538.537	538.537
**D	EIS - EQUITY EURO LTE	0	182.341	182.341
**D	ISE - VALORE CEDOLA GLOBALE - 04/2015	0	199.047	199.047
**D	ISE - MULTIASSET CEDOLA GLOBALE - 12/2015	0	21.276	21.276
**D	EPF - ABSOLUTE Q-MULTISTRATEGY	0	120.355	120.355
**D	EIS - ABSOLUTE RISK OVERLAY MODERATO	0	971	971
**D	EIS - MULTIASSET RISK OVERLAY	0	8.427	8.427
**D	EUF - EQUITY ITALY SMART VOLATILITY	0	53.506	53.506
**D	ISE - VALORE CEDOLA GLOBALE - 09/2015	0	172.125	172.125
**D	ISE - MULTIASSET ABSOLUTE 3 ANNI - 04/2016	0	12.373	12.373
**D	EUF - TOP EUROPEAN RESEARCH	0	1.670	1.670
**D	EPF - ENHANCED CONSTANT RISK CONTRIBUTION	0	1.187.843	1.187.843
**D	EUF - ACTIVE ALLOCATION	0	46.693	46.693
**D	ISE - GLOBAL INCOME MULTITRENDER - 09/2015	0	750.000	750.000
**D	ISE - MULTIASSET ABSOLUTE 3 ANNI - 07/2016	0	65.363	65.363
**D	EUF - EQUITY EUROPE LTE	0	1.705	1.705
**D		0	467.031	467.031

LISTA ESITO DELLE VOTAZIONE
Oggetto: Autorizzazione all'acquisto e alla disposizione di azioni proprie, previa revoca dell'autorizzazione conferita dall'Assemblea ordinaria del 16 maggio 2019. Deliberazioni inerenti e conseguenti

NON VOTANTI

Badge	Ragione Sociale	Proprio	Delega	Totale
**D	EPF - Q-FLEXIBLE	0	965.394	965.394
**D	ISE - VALORE CEDOLA GLOBALE - 07/2015	0	12.539	12.539
**D	ISE - MULTIASSET CEDOLA GLOBALE - 02/2016	0	170.390	170.390
**D	EUF - ITALIAN EQUITY OPPORTUNITIES	0	835.090	835.090
**D	EPF - EURO Q-EQUITY	0	507.123	507.123
**D	ISE - GLOBAL DYNAMIC MULTITRENDER - 06/2015	0	18.083	18.083
**D	ISE - DYNAMIC INCOME MULTITRENDER - 01/2016	0	16.530	16.530
**D	EUF - EQUITY INNOVATION	0	309.788	309.788

Totale voti 29.805.897
 Percentuale votanti % 0,413902
 Percentuale Capitale % 0,293172

566

69

LISTA ESITO DELLE VOTAZIONE
 Oggetto: Determinazione del numero dei componenti il Consiglio di Amministrazione
 FAVOREVOLI

Badge	Regione Sociale	Proprio	Delega	Totale
1	COMFUTERSHARE SPA RAPPRESENTANTE DESIGNATO QUALE SUBDELEGATO 135-NOVIES (ST.TREVISAN) IN PERSONA DI ENRICO MONICELLI	0	0	0
**D	ARCA FONDI SGR - FONDO ARCA AZIONI ITALIA	0	3.890.000	3.890.000
**D	ARCA FONDI SGR - FONDO ARCA ECONOMIA REALE BILANCIATO ITALIA 55	0	390.000	390.000
**D	JPMORGAN INVESTMENT FUNDS	0	22.845.692	22.845.692
**D	JPMORGAN FUNDS	0	11.888.892	11.888.892
**D	CAPITAL INTERNATIONAL FUND	0	5.314.277	5.314.277
**D	MORGAN STANLEY INVESTMENT FUNDS	0	148.434	148.434
**D	FRANKLIN TEMPLETON INVESTMENT FUNDS	0	9.337	9.337
**D	CAPITAL INTERNATIONAL FUND	0	119.000	119.000
**D	FRANKLIN TEMPLETON INVESTMENT FUNDS	0	527.378	527.378
**D	CAPITAL INTERNATIONAL FUND	0	9.966	9.966
**D	GERANA SICAV-SIF, S.A.	0	374.152	374.152
**D	ARK LIFE ASSURANCE COMPANY LIMITED	0	4.853	4.853
**D	JPMORGAN FUNDS (IRELAND) ICAV	0	6.482	6.482
**D	BLACKROCK FUNDS I ICAV	0	7.281.422	7.281.422
**D	BLACKROCK INDEX SELECTION FUND	0	265.063	265.063
**D	UBS (IRL) INVESTOR SELECTION PLC 1	0	200.625	200.625
**D	THE JUPITER GLOBAL FUND SICAV	0	2.691.075	2.691.075
**D	SCHRODER INTERNATIONAL SELECTION FUND	0	158.900	158.900
**D	FEDERATED UNIT TRUST	0	990.371	990.371
**D	UNION INVESTMENT INSTITUTIONAL GMBH	0	6.274.683	6.274.683
**D	UNION INVESTMENT PRIVATFONDS GMBH	0	5.699.217	5.699.217
**D	UNIVERSAL INVEST SICAV	0	60.500	60.500
**D	BAYERNINVEST KVG MBH ELYSIUM MULTI ASSET	0	15.262	15.262
**D	BAYERNINVEST DIVIDENDE FONDS BAYERNINVEST	0	579.960	579.960
**D	BELFIUS PENSIONFUNDS	0	51.369	51.369
**D	BAYERNINVEST KAPITALVERWALTUNGSGESELLSCHAFT	0	98.785	98.785
**D	ZURICH COMPANHIA SEGUROS SA	0	560.740	560.740
**D	BANCOPOSTA AZ INTERNAZIONALE	0	980.109	980.109
**D	BANCOPOSTA AZIONARIO EUR	0	12.054	12.054
**D	BANCOPOSTA GLOBAL EQUITY LTE BANCOPOSTA	0	246.348	246.348
**D	ERI BAYERNINVEST FONDS AKTIEN EUROPA	0	34.900	34.900
**D	BAYERNINVEST KAPITALVERWALTUNGSGESELLSCHAFT MBH	0	49.250	49.250
**D	KAIROS INTERNATIONAL SICAV EUROPAESG	0	1.500.000	1.500.000
**D	KAIROS INTERNATIONAL SICAV - ITALIA	0	800.000	800.000
**D	KAIROS INTERNATIONAL SICAV - KEY	0	160.000	160.000
**D	KAIROS INTERNATIONAL SICAV - TARGET ITALY ALPHA	0	79.259	79.259
**D	BAYERNINVEST VECO-FONDS B. KAPITALVERWALTUNGSGESELLSCHAFT	0	82.496	82.496
**D	BAYERN INVEST LIBI-FONDS B. KAPITALVERWALTUNGSGESELLSCHAFT	0	204.700	204.700
**D	BAYERNINVEST VALUE PLUS FONDS	0	3.573.131	3.573.131
**D	SCHWAB INTERNATIONAL INDEX FUND	0	36.238	36.238
**D	THE MASTER TRUST BANK OF JAPAN LTD	0	137.876	137.876
**D	THE MASTER TRUST BANK OF JAPAN LTD	0	0	0

565

565

LISTA ESITO DELLE VOTAZIONE
 Oggetto: Determinazione del numero dei componenti il Consiglio di Amministrazione
 FAVOREVOLI

Badge	Ragione Sociale	Proprio	Delega	Totale
**D	SEI INST INVEST TRUST WORLD EQ EX-US FUN	0	506.479	506.479
**D	JAPAN TRUSTEE SERVICES BANK LTD	0	48.153	48.153
**D	JAPAN TRUSTEE SERVICES BANK LTD	0	97.300	97.300
**D	JAPAN TRUSTEE SERVICES BANK LTD	0	12.354	12.354
**D	JAPAN TRUSTEE SERVICES BANK LTD	0	7.270	7.270
**D	JAPAN TRUSTEE SERVICES BANK LTD	0	23.961	23.961
**D	THORNBERG INTERNATIONAL EQUITY	0	293.765	293.765
**D	SEI INST MANAG TR GLOBAL MANAG VOLAT FND	0	48.309	48.309
**D	SEI INST MANAG TR GLOBAL MANAG VOLAT FND	0	56.165	56.165
**D	GIM SPECIALIST INVESTMENT FUNDS	0	21.439	21.439
**D	GIM TOKYO FD	0	8.576	8.576
**D	MF FICTET MULTI ASSET FUND	0	3.158	3.158
**D	MS HORIZONS MULTIACTIVOS GLOBAL PRUDENTE FUND	0	49.400	49.400
**D	ME/B WORLD EQUITY FUND	0	99.910	99.910
**D	JAPAN TRUSTEE SERVICES BANK LTD	0	40.010	40.010
**D	JAPAN TRUSTEE SERVICES BANK LTD	0	13.301	13.301
**D	SEI INST INV TRU SCREENED WOR EQ EX US F	0	37.241	37.241
**D	THORNBERG INTERNATIONAL EQUITY FUND	0	340.000	340.000
**D	JAPAN TRUSTEE SERVICES BANK LTD	0	31.868	31.868
**D	EUROPEAN EQUITY FUND INC.	0	1.391.893	1.391.893
**D	THE MASTER TRUST BANK OF JAPAN LTD	0	637.103	637.103
**D	SEI INSTITUT INTE TRUST INTERNAT EQTY FO	0	49.720	49.720
**D	PIONEER FLEXIBLE OPPORTUNITIES FUND	0	53.751	53.751
**D	THE MASTER TRUST BANK OF JAPAN LTD	0	5.975.795	5.975.795
**D	JAPAN TRUSTEE SERVICES BANK LTD	0	5.300	5.300
**D	VANGUARD FUNDS PLC	0	151.514	151.514
**D	THE MASTER TRUST BANK OF JAPAN LTD	0	844.669	844.669
**D	LCAM GLOBAL EQUITY FUNDS	0	10.199.815	10.199.815
**D	SCHWAB FUNDAMENTAL INTER LARGE COME IN F	0	82.308	82.308
**D	VANGUARD INVESTMENT SERIES PLC	0	23.742	23.742
**D	SEI TRUST COMPANY FOR THE BENEFIT O	0	47.013	47.013
**D	LOS ANGELES CAPITAL GLOBAL FUND PLC	0	3.937	3.937
**D	KBI GLOBAL RESOURCES SOLUTIONS CIT	0	56.800	56.800
**D	CAMBIAR INTERNAT EQUITY COLLEC INV TRUST	0	5.850	5.850
**D	SGA INTERNATIONAL EQUITY CIT	0	54.537	54.537
**D	SGA INTERNATIONAL EQUITY FUND	0	296.955	296.955
**D	THE MASTER TRUST BANK OF JAPAN LTD	0	15.067	15.067
**D	SEI INST.MAN.TRUST - MIM VOLAT.FUND	0	267.871	267.871
**D	THE MASTER TRUST BANK OF JAPAN LTD	0	3.267	3.267
**D	SEI INSTITUT INV.TRUST WORLD SEL.EQU.FUN	0	1.092.640	1.092.640
**D	DEVELOPED INTERNATION EQUITY SELECT ETF	0	302.514	302.514
**D	MONDRIAN INT.EQ.COLLECTIVE.INV.TRUST	0	275.182	275.182
**D	JPMORGAN EFS (IRELAND) ICAV	0	319.660	319.660
**D	FIDELITY COMMON CONTRACTUAL FUND II	0		
**D	SEI TRUST COMPANY FOR THE BENEFIT OF SGA INTERANTIONAL EQUITY PLUS CIT	0		

586

GA

LISTA ESITO DELLE VOTAZIONE
 Oggetto: Determinazione del numero dei componenti il Consiglio di Amministrazione
 FAVOREVOLI

Badge	Regione Sociale	Proprio	Delega	Totale
**D	SANLAM UNIVERSAL FUNDS PLC	0	14.353	14.353
**D	SEI TRUST COMPANY FOR THE BENEFIT	0	85.133	85.133
**D	SIX CIRCLES INTERNAT UNCONSTRAIN EQ FUND	0	16.501.324	16.501.324
**D	SIX CIRCLES MANAGED EQUITY POR	0	184.068	184.068
**D	SIX CIRC MAN EQ FORT INT UNCON	0	1.598.709	1.598.709
**D	GOG PARTNERS GLOBAL QDALITY EQUITY FUND	0	257.793	257.793
**D	THE MASTER TRUST BANK OF JAPAN LTD	0	14.032	14.032
**D	LACM WORLD EQ WEAL	0	829	829
**D	JAPAN TRUSTEE SERVICES BANK LTD	0	680.121	680.121
**D	JAPAN TRUSTEE SERVICES BANK LTD	0	18.655	18.655
**D	COHEN & STEERS GLOBAL LIST. INFR.FD	0	135.692	135.692
**D	NUVEEN GLOBAL INFRASTRUCTURE FUND	0	1.625.981	1.625.981
**D	THE MASTER TRUST BANK OF JAPAN LTD	0	360.037	360.037
**D	FIRST TRUST EUROZONE ALPHADEX ETF	0	10.506	10.506
**D	THE MASTER TRUST BANK OF JAPAN LTD	0	141.178	141.178
**D	THE MASTER TRUST BANK OF JAPAN LTD	0	110.200	110.200
**D	CORNERSTONE ADVIS GLOBAL PUBLIC EQUITY F	0	27.449	27.449
**D	THE ADVISORS' INNER CIRCLE FUND CORNER STONE ADVISORS GLOBAL PUBLIC EQUITY FUND	0	4.244	4.244
**D	GLOBAL X SCIENTIFIC BETA EUROPE ETF	0	742.724	742.724
**D	THE MASTER TRUST BANK OF JAPAN LTD	0	55.542	55.542
**D	FIRST TRUST RIVERFRONT DYNAMIC EUROPE ET	0	184.641	184.641
**D	FIRST TRUST RIVERFRONT DYN DEV INT ETF	0	903.371	903.371
**D	MONDRIAN ALL COUN WORLD EX US EQ CO IN T	0	2.169.324	2.169.324
**D	SEI INSTITUTIONAL INVESTMENTS TRUST	0	1.663.588	1.663.588
**D	MONDRIAN INTERNATIONAL INVESTMENTS TRUST	0	43.187	43.187
**D	ZURICH INVESTMENTS LIFE S P A	0	987.310	987.310
**D	BAYVK A1 FONDS	0	3.895.747	3.895.747
**D	HI MASTER VB FONDS	0	712.000	712.000
**D	BAYVK G2 FONDS	0	867.467	867.467
**D	SAEV MASTERFONDS INKA	0	252.514	252.514
**D	HI PNWL DIVIDENDE PLUS FONDS	0	56.651	56.651
**D	HI MANPT FONDS	0	422.055	422.055
**D	ALLTRAI INKA	0	149.700	149.700
**D	SIVE	0	181.789	181.789
**D	HL-KABL-FONDS	0	1.116.000	1.116.000
**D	DEKA MASTER HAER I	0	367.985	367.985
**D	AXA EURO DIVIDEND K	0	400.000	400.000
**D	AXA EURO DIVIDEND S	0	74.944	74.944
**D	HI-AXEL SPRINGER MASTER FONDS	0	79.317	79.317
**D	UNIVERSAL-OCO	0	172.519	172.519
**D	UNIVERSAL-CAV	0	234.981	234.981
**D	BI FINANZFONDS	0	91.892	91.892
**D	VWLAKH MASTER	0	312.600	312.600

507

GH

LISTA ESITO DELLE VOTAZIONE
 Oggetto: Determinazione del numero dei componenti il Consiglio di Amministrazione
 FAVOREVOLI

Badge	Regione Sociale	Proprio	Delega	Totale
**D	BANK GUTMANN AG	0	953.773	953.773
**D	ALLIANZ GI FONDS RANW II	0	1.050.000	1.050.000
**D	ALLIANZGI FONDS APNIESA	0	448.923	448.923
**D	ALLIANZGI FONDS ABE	0	19.261	19.261
**D	NVW	0	150.000	150.000
**D	BAYVK A4 FONDS	0	95.199	95.199
**D	ALLIANZGI FONDS GANO 2	0	35.979	35.979
**D	ALLIANZGI FONDS PFD	0	9.069	9.069
**D	ALLIANZGI FONDS REINVEST	0	13.611	13.611
**D	LHCO FONDS	0	100.000	100.000
**D	ALLIANZGI FONDS WERT	0	7.200	7.200
**D	ALLIANZGI FONDS TSF	0	10.000	10.000
**D	ALLIANZGI FONDS DIN	0	20.000	20.000
**D	ALLIANZGI FONDS SCHLUCO	0	57.000	57.000
**D	ALLIANZGI FONDS DPF DILLINGER PENSIONSF0	0	147.298	147.298
**D	ALLIANZGI FONDS ALPEN	0	27.539	27.539
**D	ALLIANZGI FONDS GANO	0	5.937	5.937
**D	ALLIANZGI FONDS FIB	0	100.000	100.000
**D	ALLIANZGI FONDS AVF	0	8.940	8.940
**D	AGI FONDS GRILLPRAZER	0	67.000	67.000
**D	DBI FONDS EBB	0	48.538	48.538
**D	ALLIANZGI FONDS TOB	0	45.732	45.732
**D	ALLIANZGI FONDS NICO	0	12.201	12.201
**D	ALLIANZGI FONDS MAV	0	37.610	37.610
**D	ALLIANZGI FONDS PGD	0	60.787	60.787
**D	ALLIANZGI FONDS DUNHILL	0	37.580	37.580
**D	ALLIANZGI FONDS VSEW	0	137.659	137.659
**D	ALLIANZGI FONDS SIV	0	16.991	16.991
**D	SDEWE COFONDS	0	200.000	200.000
**D	ALLIANZGI FONDS HNE	0	570.000	570.000
**D	ALLIANZGI FONDS AFE	0	488.030	488.030
**D	ALLIANZGI FONDS PFI	0	865.227	865.227
**D	ALLIANZGI FONDS PTV2	0	921.960	921.960
**D	HFZH COFONDS	0	14.000	14.000
**D	ALLIANZGI FONDS PF2	0	500.843	500.843
**D	AIRBUS INVEST FOR LIFE AKTIENFONDS 1	0	315.868	315.868
**D	ALLIANZGI FONDS PFALCO	0	484.216	484.216
**D	ALLIANZGI FONDS SVKK	0	13.392	13.392
**D	ALLIANZGI FONDS SHL	0	9.000	9.000
**D	CBF GROWTH	0	250.201	250.201
**D	KREBSHILFE 2 FONDS	0	28.348	28.348
**D	ALLIANZGI FONDS CAESAR	0	54.957	54.957
**D	AXA EURO DIVIDEND DBVL	0	113.618	113.618

LISTA ESITO DELLE VOTAZIONE
 Oggetto: Determinazione del numero dei componenti il Consiglio di Amministrazione
 FAVOREVOLI

Badge	Ragione Sociale	Proprio	Delega	Totale
**D	KVM AKTIEN FONDS 1	0	189.260	189.260
**D	AXA EURO DIVIDEND D	0	54.000	54.000
**D	AXA EURO DIVIDEND L	0	168.000	168.000
**D	HI R MASTER FONDS	0	48.579	48.579
**D	HI NSNET BAP FONDS	0	13.834	13.834
**D	ALLIANZGI FONDS DEWS	0	37.339	37.339
**D	MASTERFONDS HPTT	0	410.614	410.614
**D	ALLIANZGI FONDS BREMEN	0	74.641	74.641
**D	ALLIANZGI FONDS BANTHUS	0	307.826	307.826
**D	HI BGM AR MASTERFONDS	0	100.467	100.467
**D	ALLIANZGI FONDS OB PENSION	0	86.400	86.400
**D	SDK K3 FONDS	0	30.210	30.210
**D	ALLIANZGI FONDS PENCABBY PENSIONS	0	157.485	157.485
**D	BORDE-UI-FONDS	0	383.715	383.715
**D	BOERDE-UI-FONDS	0	1.167.500	1.167.500
**D	ALLIANZGI FONDS OLB PENSIONEN	0	48.771	48.771
**D	PIR EQUITY AXA ASSICURAZIONI	0	160.000	160.000
**D	ZURICH INSURANCE PLC	0	196.567	196.567
**D	ZURICH VIDA COMP DE SEGUROS Y REASEG SA	0	38.911	38.911
**D	BNP PARIBAS FUND	0	1.116.724	1.116.724
**D	DNCA INVEST	0	5.074.930	5.074.930
**D	BPI GLOBAL INVESTMENT FUND	0	30.795	30.795
**D	GA FUND I	0	26.509	26.509
**D	ABERDEEN STANDARD SICAV I	0	173.509	173.509
**D	PICIET TR	0	3.570.485	3.570.485
**D	LA FRANCAISE LUX	0	50.306	50.306
**D	CAIXABANK GLOBAL SICAV	0	16.700	16.700
**D	CAIXABANK WEALTH SICAV	0	8.458	8.458
**D	BNP PARIBAS EASY	0	1.116.413	1.116.413
**D	UBAM	0	56.258	56.258
**D	FONDAZIONE ROMA SIF	0	192.411	192.411
**D	FAM SERIES UCITS ICAY	0	492.924	492.924
**D	TORTOISE CAPITAL ADVISORS	0	33.522	33.522
**D	BPS DUBLIN/RIVER AND MERCANTI	0	35.340	35.340
**D	WITAN INVESTMENT TRUST PLC	0	40.152	40.152
**D	AMERICAN HEART ASSOCIATION, INC	0	486.207	486.207
**D	BROOKFIELD GLOBAL LISTED INFRASTRUCTURE	0	19.142	19.142
**D	BROOKFIELD REAL ASSETS INCOME FUND INC	0	565.900	565.900
**D	BROOKFIELD REAL ASSETS SECURITIES FUND	0	665.900	665.900
**D	BOSTON PARTNERS GLOBAL INVESTORS INC	0	80.500	80.500
**D	BOSTON PARTNERS GLOBAL LONG SHORT FUND	0	17.461	17.461
**D	CARILLON CLARIVEST INTERNATIONAL STOCK F	0	147.096	147.096
**D		0	31.388	31.388

SOP

64

LISTA ESITO DELLE VOTAZIONE
Oggetto: Determinazione del numero dei componenti il Consiglio di Amministrazione FAVOREVOLI

Badge	Ragione Sociale	Proprio	Delega	Totale
**D	CATHOLIC COMMUNITY FOUNDATION OF MINNESO	0	13.947	13.947
**D	DUNHAM INTERNATIONAL STOCK FUND	0	201.825	201.825
**D	GUIDEMARK WORLD EX US FUND	0	52.665	52.665
**D	NATIONWIDE RISK BASED INTERNATIONAL EQUIT	0	38.368	38.368
**D	FRAXIS INTERNATIONAL INDEX FUND	0	125.271	125.271
**D	PUBLIC SCHOOL RETIREMENT SYSTEM OF THE C	0	19.500	19.500
**D	RELIANCE TRUST INSTITUTIONAL RETIREMENT	0	68.900	68.900
**D	RRMMS 2016 BUSINESS HOLDINGS LP	0	17.410	17.410
**D	BRKFLD GBL RNW SUTB INTERSTR LP	0	32.200	32.200
**D	PACIFIC GLOBAL INTERNATIONALEQUITY INCOM	0	14.167	14.167
**D	WILSHIRE MUTUAL FUNDS INC - WILSHIR	0	165.802	165.802
**D	ROCKEFELLER EQUITY ALLOCATION FUND	0	242.200	242.200
**D	GLOBAL CLEAN EQUITY FUND	0	5.710	5.710
**D	HEITMAN GLOBAL PRIMES INFRASTRUCTURE SEED INVESTORS LLC	0	3.033	3.033
**D	STANDARD LIFE WEALTH INTERNATIONAL LTD	0	119.883	119.883
**D	BNPDSJ ACO SLW OFF GL EQ FD	0	82.380	82.380
**D	BNPDSJ ACO SLW OFF BRIDGE FD	0	166.052	166.052
**D	STANDARD LIFE WEALTH INTERNATIONAL	0	487.770	487.770
**D	STANDARD LIFE INVESTMENTS	0	9.273	9.273
**D	BPSS JERSEY/SARASIN PARTNERS LLP	0	610.291	610.291
**D	SARASIN AND PARTNERS LLP CLIEI	0	25.838	25.838
**D	ENHANCED INDEX INTERNATIONAL SHARE FUND	0	251.939	251.939
**D	AUSTRALIAN CATHOLIC SUPERAN RETIREM FUND	0	101.952	101.952
**D	LEGALSUPER	0	240.374	240.374
**D	MERCER UNHEDGED OVERSEAS SHARES TRUST	0	174.493	174.493
**D	MERCER UNHEDGED OVERSEAS SHARES TRUST	0	88.000	88.000
**D	AMP INTERNATIONAL EQUITY INDEX FUND HEDG	0	980.909	980.909
**D	AMP CAP UNHEDGED GL SHS MULTI MAN FUND	0	40.694	40.694
**D	IPAC SPEC INV STR INT SHARESTRATEGY NO 1	0	329.441	329.441
**D	IPAC SPEC INV STR INT SHARESTRATEGY NO 1	0	43.430	43.430
**D	IPAC SPEC INV STR INT SHARE STR NO 9	0	77.698	77.698
**D	UNISUPER	0	595.769	595.769
**D	WHOLESALE UNIT TRUST GL. INFRASTRUCTURE F	0	68.539	68.539
**D	AMP CAPITAL GLOBAL QUALITY FUND	0	33.130	33.130
**D	WHOLESALE UNIT TRU MSCI GLOB IND SHAR FU	0	46.627	46.627
**D	WHOLESALE UNIT TRUST GLOBAL SHARES F 4	0	307.517	307.517
**D	AMP CAPITAL SPEC INTERN SHARE FUND	0	320.562	320.562
**D	STRATEGIC INTERNATIONAL EQUITY FUND	0	119.047	119.047
**D	KIWI INVEST MAN WHOLESale CORE GLOBAL FD	0	154.224	154.224
**D	WHOLESALE INTERNATIONAL CORE EQUITIES	0	30.120	30.120
**D	BPSS SYDNEY/WHOLESALE UNIT TRUST GLOBAL SHARES FUND 1	0	311.540	311.540
**D	AMP LIFE INTERNATIONAL EQUITIES FUND	0	157.043	157.043
**D	BNZ WHOLESALE INTERN EQUITIES INDEX FUND	0	94.793	94.793

54

570

LISTA ESITO DELLE VOTAZIONE
 Oggetto: Determinazione del numero dei componenti il Consiglio di Amministrazione
 FAVOREVOLI

Badge	Ragione Sociale	Proprio	Delega	Totale
**D	MULTIMIX WHOLESAL INT SHARES TRUST	0	117.463	117.463
**D	BDF-FONDS E ACT. EUROP.	0	160.000	160.000
**D	FCP FIAO	0	1.181.454	1.181.454
**D	FCP LF AMLEAGUE EURO 45 128 BOULEVA	0	100.764	100.764
**D	FCPE BDF FONDS S SOLIDAIRES	0	35.491	35.491
**D	FCP BNP PARIBAS ACTIONS RENDEMENT	0	514.745	514.745
**D	CARDIF ASSURANCE VIE	0	8.106.477	8.106.477
**D	FCP CAMGESTION RENDACTIS	0	568.013	568.013
**D	FCPE HORIZON EP. ACTION	0	66.760	66.760
**D	CARDIF ASSURANCES RISQUES DIVERS	0	102.671	102.671
**D	FCP CAMGEST VALEURS EURO	0	430.076	430.076
**D	CARDIF LUX VIE	0	673.706	673.706
**D	ORANO CYCLE	0	3.800.000	3.800.000
**D	CALCIUM QUANT	0	354.629	354.629
**D	SODIUM 1	0	752.976	752.976
**D	FCP LITHIUM RENDEMENT	0	925.326	925.326
**D	MAIF INVEST RESPO EUROPE	0	414.021	414.021
**D	FCPE HARMONY	0	58.549	58.549
**D	LFP MULTI TRENDS	0	43.844	43.844
**D	LA FRANCAISE INELECTION POINT ACTION EUR	0	318.394	318.394
**D	FCP ALBA VALEUR	0	75.000	75.000
**D	BNP EURO VALEURS DURAB	0	240.035	240.035
**D	LESAFFRE EQUILIBRE RESPONS SOLIDAIR	0	93.437	93.437
**D	FCPE GPE FMC FCE DIV BNP	0	34.092	34.092
**D	FCPE FONDS BOEHRINGER	0	114.401	114.401
**D	FCPE LIMACTIF	0	79.045	79.045
**D	FCP NATIO-FONDS COLLINE 1	0	3.151.028	3.151.028
**D	AXA INDICE EURO	0	574.879	574.879
**D	AGIPI MONDE DURABLE	0	292.647	292.647
**D	AXA AA DIVERSFIE INDICIEL 1	0	503.187	503.187
**D	MULTIPAR SOLIDAIRES DYNA SR	0	1.840.324	1.840.324
**D	FCPE MULTIPAR EQ. SOC. RES	0	747.291	747.291
**D	FCPE MULTIPAR ACTS SR	0	1.075.074	1.075.074
**D	BNP PARIBAS ACT EUR RESP	0	234.736	234.736
**D	FCP FCE INVEST EURO	0	2.661.053	2.661.053
**D	FCP FRANCE INVEST. INTER	0	885.224	885.224
**D	FCP NF COLLINES INVEST 3	0	1.896.540	1.896.540
**D	FCP ALM ACTIONS EURO	0	3.213.273	3.213.273
**D	FONDS DIVERSIFIE TEL 1 1 BOULEVARD	0	28.773	28.773
**D	FCP ALM ACT ZONE EUR ISR	0	5.550.000	5.550.000
**D	FCP AG2R LA MONDIALE ACT EUROPE ISR	0	500.000	500.000
**D	FCP CNE ACTIONS EMU UBS	0	1.249.652	1.249.652
**D	FCPE SAUR EFARGNE	0	139.570	139.570

SFA

SFA

LISTA ESITO DELLE VOTAZIONI
 Oggetto: Determinazione del numero dei componenti il Consiglio di Amministrazione
 FAVOREVOLI

Badge		Proprio	Delega	Totale
**D	Ragione Sociale	0	210.132	210.132
**D	FCP EPARGNE EUROPE DYNAMIQUE	0	637.821	637.821
**D	ROSENBERG EUROBLOC	0	159.141	159.141
**D	FCP SAKKARAH 4	0	80.650	80.650
**D	FCP IRCOM RETRAITE DIVERSIFIE	0	11.376	11.376
**D	LM HARMONY	0	23.549	23.549
**D	FCP KLESIA K ACTIONS EURO	0	1.371.390	1.371.390
**D	KEMPEM EUROPEAN HIGH DIVIDEND FUND N.V.	0	1.713.175	1.713.175
**D	KEMPEN CAPITAL MANAGEMENT N V	0	678.278	678.278
**D	STICHT BEDRIJFST FONDS VOOR DE MEDIA PRO	0	1.046	1.046
**D	STICHT BEDRIJFST FONDS VOOR DE MEDIA PRO	0	156.823	156.823
**D	KLESIA IIF ACTIONS EURO	0	641.034	641.034
**D	BNP PARIBAS EQUITY - FOCUS ITALIA	0	2.050.192	2.050.192
**D	STICHTING ABOLD DELHAIZE PENSIOEN	0	284.556	284.556
**D	FCP KLESIA K RETRAITE EURO	0	130.013	130.013
**D	FCP KLESIA K RETRAITE EURO	0	203.610	203.610
**D	FCP IRCOM RETRAITE DIVERSIFIE	0	2.515.623	2.515.623
**D	FCP SAKKARAH 2	0	111.576	111.576
**D	LEAML INDEXALPHA	0	1.468.125	1.468.125
**D	FPE ESG PLUS	0	1.121.751	1.121.751
**D	FCP FEI ESG	0	2.575.035	2.575.035
**D	FCP FPE ESG	0	1.912.998	1.912.998
**D	FCP FPI ESG PLUS	0	1.048.555	1.048.555
**D	FONDS DE RESERVE POUR LES RETRAIT	0	1.100.579	1.100.579
**D	FONDS DE RESERVE POUR LES RETRAITES	0	592	592
**D	FONDS DE RESERVE POUR LES RETRAITES	0	143.555	143.555
**D	FCP VILLIERS ACTIONS EUROPE SYST	0	369.798	369.798
**D	FCP ERAFP ACT EURI AMUND	0	705.981	705.981
**D	JANUS HENDERSON ADAPTIVE GLOBAL ALLOCATI	0	76.578	76.578
**D	JANUS HENDERSON INTERNATIONAL MANAGED VO	0	585.689	585.689
**D	DNCA MF VALUE EUROPE	0	110.595	110.595
**D	CNP DNCA EUROPE GROWTH	0	73.500	73.500
**D	WORLD TRADE ORGANIZATION PENSION PLAN	0	169.879	169.879
**D	PICDET CH INSTITUTIONAL - EUROPEAN	0	519.457	519.457
**D	BANQUE PICDET & CIE SA	0	507.933	507.933
**D	CAPACITY FONDS INSTITUTIONNEL-ACTIONS ETRANGERES PIB	0	29.355	29.355
**D	CAPACITY FONDS INSTITUTIONNEL ACTIONS ETRANGERES	0	145.514	145.514
**D	CAPACITY FONDS INSTITUTIONNEL ACTIONS ETRANGERES	0	475.720	475.720
**D	TURICUM AKTIEN UND IMMOBILIENWERTSCHRIFT	0	92.131	92.131
**D	RP FONDS INSTITUTIONNEL ACTIONS MAR EMER	0	62.405.479	62.405.479
**D	MIGROS PENSIONKASSE	0	3.009.135	3.009.135
**D	MIGROS PENSIONKASSE	0	130.163	130.163
**D	RAIFFEISEN INDEX FONDS EURO STOXX 50	0	364.562	364.562
**D	SWISS LIFE LUXEMBOURG SA	0	0	0
**D	PICDET CH-GLOBAL EQUITIES	0	0	0
**D	PICDET GLOBAL SELECTION FUND - GLOB	0	0	0
**D	PICDET GLOBAL SELECTION FUND	0	0	0
**D	PICDET GLOBAL SELECTION FUND	0	0	0
**D	PICDET - MULTI ASSET GLOBAL	0	0	0
**D	QUAERO CAPITAL FUNDS (LUX)	0	0	0

694

SAR

LISTA BSITO DELLE VOTAZIONE
 Oggetto: Determinazione del numero dei componenti il Consiglio di Amministrazione
 FAVOREVOLI

Badge	Ragione Sociale	Proprio	Delega	Totale
**D	PICTET CLEAN ENERGY	0	5.773.381	5.773.381
**D	PICTET - GLOBAL MEGATREND SELECTION	0	5.642.023	5.642.023
**D	PICTET-EUROLAND INDEX	0	436.391	436.391
**D	PICTET-EUROPE INDEX	0	1.455.974	1.455.974
**D	WORLD EQUITY ACTIVE MOTHER FUND	0	31.718	31.718
**D	INDEX MOTHER FUND EURO AREA EQUITY	0	65.778	65.778
**D	DL INTERNATIONAL RESEARCH OPEN MOTHER FD	0	1.421.994	1.421.994
**D	GLOBAL HIGH DIVIDEND EQUITY MOTHER FUND	0	634.700	634.700
**D	SHINKO GLOBAL EQUITY INDEX MOTHER FUND	0	4.268	4.268
**D	FOREIGN STOCK INDEX MOTHER FUND ONAL DEVELOPED COUNTRIES INDEX MOTHER FUNDD	0	258.734	258.734
**D	DAIWA PAN EUROPEAN HIGH DIVIDEND YIELD STOCK MOTHER FUND	0	62.990	62.990
**D	GIVI GLOBAL EQUITY FUND A SERIES TRUST OF GLOBAL MULTI STRATEGY	0	38.757	38.757
**D	DANSKE INVEST EUROPE HIGH DIVIDEND FUND	0	473.875	473.875
**D	DANSKE INVEST EUROPEAN EQUITY FUND	0	945.983	945.983
**D	AMF AKTIEFOND EUROPA C/O AMF FONDER AB	0	2.153.176	2.153.176
**D	AMF AKTIEFOND GLOBAL C/O AMF FONDER AB	0	1.372.202	1.372.202
**D	AMF BALANSFOND C/O AMF FONDER AB	0	331.405	331.405
**D	AMF AKTIEFOND VARLDEN C/O AMF FONDER AB	0	1.082.273	1.082.273
**D	KAPAN PENSIONER FORSAKRINGSFORENING	0	518.730	518.730
**D	KAPIT PENSAM INVEST PSI 10 GLOBAL AKTIER	0	1.483.158	1.483.158
**D	KAPITFORENI INSTIT INVEST GLOBALE AKTIER	0	31.015	31.015
**D	INVESTINGSFORENINGEN BANKINVEST EUROPA SMALL CAP AKTIER KL	0	238.213	238.213
**D	VELLIV, PENSION & LIVSFORSIKRING A/S	0	511.950	511.950
**D	VERDIPAPIRFONDET EQUINOR AKSJER EUROPA	0	92.000	92.000
**D	ROBECO CAPITAL GROWTH FUND	0	106.073	106.073
**D	ASR LEVENSVZERKERING N.V.	0	493.988	493.988
**D	STICHTING DEPOSITARY APG DEVELOPED	0	1.910.651	1.910.651
**D	STICHTING ASR BEWAARDER	0	48.949	48.949
**D	DEGROEF PETERCAM ASSET MANAGEMENT REPRESENTING ARGENTA PENSIOENS PAAR FONDS DEFENSIVE	0	2.019.300	2.019.300
**D	DEGROEF PETERCAM ASSET MANAGEMENT REPRESENTING ERGO FUND	0	52.000	52.000
**D	EQUINOR PENSJON	0	530.000	530.000
**D	EQUINOR INSURANCE A S	0	110.000	110.000
**D	MOMENTUM INVESTMENT FUNDS SICAV-SIF	0	27.897	27.897
**D	STICHTING SHELL PENSIOENFONDS	0	1.653.927	1.653.927
**D	ROBECO UMBRELLA FUND I N.V.	0	238.968	238.968
**D	FUNDACAO CALOUSTE GULBENKIAN	0	21.034	21.034
**D	ARGENTA DE	0	1.149.700	1.149.700
**D	KEMPEN INTERNATIONAL FUNDS	0	560.900	560.900
**D	BLACKROCK INSTITUTIONAL POOLED FUNDS PLC	0	1.125.212	1.125.212
**D	KYBURG INSTITUTIONAL FUND - AKTIEN WELT	0	656.669	656.669
**D	BVK PERSONALVORSORGE DES KANTONS ZURICH	0	592.698	592.698
**D	PENSIONSKASSE SBB	0	323.124	323.124
**D	NFS LIMITED TRAFALGAR COURT ADMIRAL PARK ST. PETER PORT	0	1.046.687	1.046.687

GPA

SF3

LISTA ESITO DELLE VOTAZIONE
 Oggetto: Determinazione del numero dei componenti il Consiglio di Amministrazione
 FAVOREVOLI

Badge	Ragione Sociale	Proprio	Delega	Totale
**D	SHELL TRUST BERMUDA LTD AS TRUSTEE OF THE SHELL OVERSEAS CONTRIBUTORY PENSION FUND	0	739.355	739.355
**D	SHELL TRUST (BERMUDA) LIMITED AS TRUSTEE OF THE SHELL INTERNATIONAL PENSION FUND	0	97.795	97.795
**D	SHELL TRUST (BERMUDA) LIMITED AS TRUSTEE OF THE SHELL INTERNATIONAL PENSION FUND	0	314.603	314.603
**D	NFS LIMITED TRAFALGAR COURT ADMIRAL PARK ST. PETER PORT	0	17.500	17.500
**D	DEKA INVESTMENT GMBH RE DEKA-BASIS	0	1.040.000	1.040.000
**D	DEKA INVESTMENT GMBH RE DEKA-DIVIDEND VA	0	2.629.188	2.629.188
**D	DEKA INVEST DEKA EURO STOXX 50 - UCITS	0	132.282	132.282
**D	DEKA INVESTMENT GMBH	0	188.148	188.148
**D	DEKA INVEST GMBH RE DEKA-BAV-FONDS	0	182.800	182.800
**D	DEKA INVEST. RE DEKA-DIVIDENDDISCOUNT	0	170.000	170.000
**D	DEKA INVESTMENT GMBH RE DEKASPEZIAL	0	4.114.044	4.114.044
**D	DEKA INVESTMENT GMBH RE NASPA-AKTIE	0	1.407.000	1.407.000
**D	DEKA INVESTMENT GMBH RE DEKA	0	48.350	48.350
**D	DEKA INVESTMENT GMBH RE FKBMF	0	2.024.050	2.024.050
**D	DEKA INVEST RE DEKA-EUROLAND BALANCE	0	31.685	31.685
**D	DEKA INVEST GMBH RE BALANCE DYNAMISCH	0	53.493	53.493
**D	DEKA INVESTMENT GMBH RE DEKA-BR 75	0	243.443	243.443
**D	DEKA INVEST GMBH RE DEKA-BR 85	0	960.000	960.000
**D	DEKA INVESTMENT GMBH RE DEKA-BR 100	0	120.010	120.010
**D	DEKA INVESTMENT GMBH RE DEKAFUTUR-CHANCE	0	49.700	49.700
**D	DEKA INVEST RE/DEKAFUTUR-WACHSTUM	0	6.860	6.860
**D	DEKA INVEST RE/DEKAFUTUR-ERTRAG	0	270.428	270.428
**D	DEKA INVEST GMBH RE DEKA-NACHH KOM	0	143.759	143.759
**D	DEKA INVESTMENT GMBH RE DEKA-BR 35	0	24.158	24.158
**D	DEKA INVESTMENT GMBH RE DEKA-BR 55	0	17.329	17.329
**D	DEKA INVESTMENT GMBH RE SIGMA PLUS BALANCED	0	19.093	19.093
**D	DEKA INVEST RE SIGMA PLUS KONSERVATIV	0	290.000	290.000
**D	DEKA INVEST GMBH RE DEKA MEGATRENDS	0	140.000	140.000
**D	DEKA INV GMBH RE DEKA EUROPA AKTN STRATE	0	8.000	8.000
**D	DEKA INVEST GMBH RE NUILL-FONDS	0	13.579	13.579
**D	DEKA INV GMBH R DEK MSCI WORLD UCITS ETF	0	29.520	29.520
**D	DEKA INVEST. GMBH RE BEROLINAREN DEKA	0	11.500.000	11.500.000
**D	DEKA INVEST DIVIDENDSTRATEGIE	0	14.914	14.914
**D	DEKA INVEST GMBH RE DEKA-PE DEFENSIV	0	43.504	43.504
**D	DEKA INVESTGMBH RE MSCI EUROPE LC UCITS	0	404.971	404.971
**D	DEKA INV. GMBH DEKA MSCI EUROPE UCITS ET	0	64.307	64.307
**D	DEKA INV. GMBH RE DEKA ST.EUR.50 UCI.ETF	0	423.791	423.791
**D	H.E.S.T. AUSTRALIA LIMITED	0	378.651	378.651
**D	MINE SUPERANNUATION FUND	0	411.351	411.351
**D	LGIA SUPER TRUSTEE AS TRUSTEE FOR LGIA	0	215.960	215.960
**D	VANGUARD INTERNATIONAL SHARE INDEX FUND	0	2.450.143	2.450.143
**D	VANGUARD INTERNATIONAL SHARE INDEX FUND	0	707.670	707.670
**D	CONSTRUCTION AND BUILDING UNIONS SUPER F	0	12.061	12.061
**D	AUSTRALIANSUPER	0		

STG

STG

LISTA ESITO DELLE VOTAZIONE
 Oggetto: Determinazione del numero dei componenti il Consiglio di Amministrazione
 FAVOREVOLI

Badge	Ragione Sociale	Proprio	Delega	Totale
**D	SAS TRUSTEE CORPORATION POOLED FUND	0	402.840	402.840
**D	NEW YORK STATE COMMON RETIREMENT FUND	0	7.379.754	7.379.754
**D	UBS ASSET MANAGEMENT LIFE LTD	0	4.072.560	4.072.560
**D	LUCRF PTY LTD FOR THE LABOUR UNION CO-OPERATIVE RETIREMENT FUND	0	41.206	41.206
**D	OPTIMIX WHOLESALERE GLOBAL SHARE TRUST	0	207.400	207.400
**D	BANCO CENTRAL DE TIMOR-LESTE (BCTL)	0	616.133	616.133
**D	CONNECTICUT GENERAL LIFE INSURANCE COMPANY	0	99.518	99.518
**D	STANDARD CHARTERED BANK HONG KONG RETIRE	0	22.246	22.246
**D	JPMORGAN CHASE BANK - PB - CANADA P	0	17.495	17.495
**D	JPMORGAN CHASE BANK - PB - UNITED STATES CORPORATIONS	0	18.355	18.355
**D	FOREIGN SECURITIES TRUST #1	0	1.106.048	1.106.048
**D	JPMORGAN CHASE BANK - PB - US FOUNDATION	0	16.037	16.037
**D	JPMORGAN CHASE BANK - PB - UNITED STATES PARTNERSHIP	0	155.087	155.087
**D	JPMORGAN CHASE BANK - PB - US TAX EX ENT	0	13.648	13.648
**D	JPMORGAN CHASE BANK - PB - UNITED STATES TRUSTS	0	15.985	15.985
**D	JPMORGAN CHASE BANK - PB - UNITED STATES TRUSTS - CRA TREATY	0	76.829	76.829
**D	JPMORGAN CHASE BANK - PB - UNITED STATES INDIVIDUALS	0	13.728	13.728
**D	JPMORGAN CHASE BANK - PB - UNITED STATES CORPORATIONS	0	266.444	266.444
**D	COMMINGLED PENSION TRUST FUND (INTERNATIONAL ADVANTAGE) OF JPMORGAN CHASE BANK	0	1.717.344	1.717.344
**D	ROCKEFELLER & CO., INC	0	563.611	563.611
**D	BANCO CENTRAL DE TIMOR-LESTE (BCTL)	0	49.989	49.989
**D	TELSTRA SUPERANNUATION SCHEME	0	13.137	13.137
**D	JEFFREY LLC	0	6.321.550	6.321.550
**D	CTIVP - LAZARD INTERNATIONAL EQUITY ADVANTAGE FUND	0	104.065	104.065
**D	JPMORGAN GLOBAL MACRO OPPORTUNITIES FUND	0	555.754	555.754
**D	COMMING PENS TR FU EU DYN HED EQ O JPM N	0	28.648	28.648
**D	JPMORGAN CHASE BANK - PB - CANADA P	0	39.652	39.652
**D	CAPCO TRUST JERSEY LIMITED AS TRUSTEE OF	0	57.254	57.254
**D	BANK OF MAURITIUS	0	24.932	24.932
**D	ANZ WHOLESALERE INTERN.SHARE NO. 1 FUND	0	12.612	12.612
**D	BRUNEL SHELL RETIREMENT BENEFIT FUND	0	31.499	31.499
**D	CGMPV, LLC	0	16.683	16.683
**D	JPMORGAN GLOBAL CORE REAL ASSETS LIMITED	0	90.533	90.533
**D	TCORPIM INTERNATIONAL SHARE (UNHEDED) F	0	126.400	126.400
**D	ANZ PRIVATE GLOBAL EQUITIES TRUST	0	1.150.334	1.150.334
**D	THE BOEING COMPANY EMPLOYEE RETIREMENT P	0	805.510	805.510
**D	THE BOEING COMPANY EMPLOYEE RETIREMENT P	0	112.743	112.743
**D	DEKA INVEST GMBH RE A-VSA-FONDS	0	20.389	20.389
**D	BLACKROCK INTERNATIONAL ALPHA TILTS FUND	0	33.668	33.668
**D	ISHARES ALLCOUNTRY EQUITY INDEX FUND	0	1.057.899	1.057.899
**D	JPMORGAN SAR EUROPEAN FUND 50/F	0	327.981	327.981
**D	CAPITAL GROUP GLOBAL EQUITY FUND	0	137.193	137.193
**D	BLACKROCK FISSION INDEXED INTL EQUITY FD	0	6.220	6.220
**D	CHINA LIFE INSURANCE (GROUP) COMPANY	0		

54

575

LISTA ESITO DELLE VOTAZIONE
 Oggetto: Determinazione del numero dei componenti il Consiglio di Amministrazione
 FAVOREVOLI

Badge	Ragione Sociale	Proprio	Delega	Totale
**D	SUPERANNUATION FUNDS MANAGEMENT COR	0	126.000	126.000
**D	ADVANCE INTERNATIONAL SHARE INDEX FUND	0	667.619	667.619
**D	ANZ WHOLESAL INTERNATIONAL SHARE NO. 3 FU	0	908.600	908.600
**D	ONEPATH GLOB SHARES LARGE CAP UNHED IN P	0	667.905	667.905
**D	CHINA LIFE INSURANCE COMPANY LIMITED	0	93.900	93.900
**D	ACCIDENT COMPENSATION CORPORATION	0	862.082	862.082
**D	TELSTRA SUPERANNUATION SCHEME	0	644.992	644.992
**D	IBM PERSONAL PENSION PLAN TRUST	0	420.984	420.984
**D	MTBJ DALDO LIFE FOREIGN EQUITY MOTHER FD	0	32.533	32.533
**D	ISHARES WHOLESAL SCREENED INT EQ LND F	0	52.625	52.625
**D	SUPERANNUATION FUNDS MANAGEMENT CORPORAT	0	61.001	61.001
**D	SUPERANNUATION FUNDS MANAGEMENT CORP	0	13.231	13.231
**D	TCORFIM INTERNATIONAL SHARE (UNHEDED) F	0	386.086	386.086
**D	WSPF INTERNATIONAL EQUITIES TRUST	0	362.672	362.672
**D	BT WHOLESAL MULTI MANAG INTL SHARE FUND	0	95.831	95.831
**D	CAPITAL GROUP EMPLOYEE BENEFIT INV.TRUST	0	11.692.424	11.692.424
**D	KOORWIN BANK ACTING AS TRUSTEE OF KIM PRIVATE NOBLE CLASS GLOBAL EQUITY MASTER INVESTMENT TRUST	0	18.971	18.971
**D	JP MORGAN CHASE RETIREMENT PLAN	0	230.801	230.801
**D	QANTAS SUPERANN. LTD ATF QANTAS SUP.PLAN	0	464.025	464.025
**D	ISHARES WHOLESAL INTERN EQ INDEX FUND	0	546.460	546.460
**D	DEKA INV GMSH RE DONAU-LCR-FUNDMASTER	0	129.943	129.943
**D	SUPER FUNDS MANAG CORP SOUTH AUSTRALIA	0	1.071.069	1.071.069
**D	JPMORGAN LIFE LIMITED	0	12.546	12.546
**D	IBM PERSONAL PENSION PLAN TRUST	0	56.611	56.611
**D	JPMORGAN FUND III ICVC-JPM DIVERSIFIED GROWTH FUND	0	10.951	10.951
**D	URS FTSE RAFI DEVELOPED 1000 INDEX FUND	0	63.484	63.484
**D	JPMORGAN MULTI ASSET TRUST PLC	0	165.452	165.452
**D	RETIREMENT INCOME PLAN OF SAUDI ARABIAN OIL COMPANY	0	112.605	112.605
**D	NVIT INTERNATIONAL INDEX FUND	0	1.144.251	1.144.251
**D	FLEXSHAR.MORN.DEV.MARK.EX-US FAC.TILT IN	0	272.321	272.321
**D	SBC MASTER PENSION TRUST 208	0	194.331	194.331
**D	INTERNATIONAL GROWTH AND INCOME FUND	0	568.905	568.905
**D	EQ ADVISORS TRUST EQ-GLOBAL EQUITY MANAG	0	44.202.645	44.202.645
**D	EQ ADV. TRUST AXA INTL.CORE MANAGED VOLA	0	322.812	322.812
**D	REYNOLDS AMERICAN DEFINED BENEFIT MASTER RETIREMEN	0	411.344	411.344
**D	SOUTHERN COMPANY SYSTEM MASTER RETIREMEN	0	161.566	161.566
**D	MINISTRY OF ECONOMY AND FINANCE	0	1.577.883	1.577.883
**D	MINISTRY OF ECONOMY AND FINANCE	0	85.193	85.193
**D	MINISTRY OF ECONOMY AND FINANCE	0	86.468	86.468
**D	NEW WORLD FUND INC	0	642.167	642.167
**D	MINISTRY OF ECONOMY AND FINANCE	0	8.394.776	8.394.776
**D	MINISTRY OF ECONOMY AND FINANCE	0	437.925	437.925
**D	NEW PERSPECTIVE FUND	0	40.611.209	40.611.209

576

Ed

LISTA ESITO DELLE VOTAZIONE
 Oggetto: Determinazione del numero dei componenti il Consiglio di Amministrazione
 FAVOREVOLI

Badge	Ragione Sociale	Propric	Delega	Totale
**D	EUROPACIFIC GROWTH FUND	0	104.040.486	104.040.486
**D	AMERICAN BALANCED FUND	0	76.355.397	76.355.397
**D	CAPITAL INCOME BUILDER INC	0	60.965.188	60.965.188
**D	EQ ADVISORS TRUST-AXA INTL.VALUE MANAGED	0	667.601	667.601
**D	THE INCOME FUND OF AMERICA	0	196.520.535	196.520.535
**D	CAPITAL WORLD GROWTH & INCOME FUND INC	0	118.070.795	118.070.795
**D	FLEXSHARES STOXX GLOBAL BROAD INFRASTRUC	0	6.005.846	6.005.846
**D	FLEXSHARES STOXX GLOBAL ESG IMPACT INDEX	0	16.739	16.739
**D	SEC MASTER PENSION TRUST	0	319.913	319.913
**D	MINISTRY OF ECONOMY AND FINANCE	0	4.285.087	4.285.087
**D	ABU DHABI RETIREMENT PENSIONS AND BENEFIT	0	168.909	168.909
**D	ASPIRIANT RISK MANAGED GLOBAL EQUITY FUN	0	53.211	53.211
**D	EQ ADVISORS TRUST - EQ/INTERNATIONAL MAN	0	1.156.238	1.156.238
**D	EQ ADVISORS TRUST - ATM INTERNATIONAL MA	0	838.742	838.742
**D	FLEXSHARES INTERNATIONAL QUALITY DIVIDEND	0	68.192	68.192
**D	FLEXSHARES INTERNATIONAL QUALITY DIVIDEND	0	932.702	932.702
**D	JNL/MELLON CAPITAL INTNAL INDEX FUND	0	38.400	38.400
**D	GOLDMAN SACHS TRUST - GOLDMAN SACHS ABSOLUTE	0	268.562	268.562
**D	GOLDMAN SACHS TRUST - GOLDMAN SACHS INTER	0	5.202.128	5.202.128
**D	PUBLIC EMPLOYEES RETIREMENT SYSTEM OF OHIO	0	29.834.073	29.834.073
**D	MTB GOVERNMENT PENSION INVESTMENT FUND 4	0	9.362.051	9.362.051
**D	THE MASTER TRUST BANK OF JAPAN LTD	0	113.520	113.520
**D	JPMORGAN FUND ICVC - JPM GLOBAL EQUITY I	0	325.704	325.704
**D	JPMORGAN FUND ICVC - JPM EUROPE FUND	0	1.609.200	1.609.200
**D	JPM EUROPE DYNAMIC (EX UK) FUND	0	3.274.548	3.274.548
**D	JPMORGAN FUND ICVC - JPM GLOBAL CONSUMER	0	241.483	241.483
**D	JPMORGAN LIFE LIMITED	0	78.062	78.062
**D	JPM FUND ICVC-JPM MULTI-ASSET INCOME FD	0	70.670	70.670
**D	JPMORGAN FUND ICVC - JPM EUROPE FUND	0	1.038.395	1.038.395
**D	SHELL PENSIONS TRUST LIMITED AS TRU	0	199.717	199.717
**D	HAMPSHIRE COUNTY COUNCIL PENSION FUND	0	1.170.202	1.170.202
**D	JOHN LEWIS PARTNERSHIP TRUST FOR PENSION	0	237.171	237.171
**D	NATIONAL FARMERS UNION MUTUAL INSURANCE	0	1.546.579	1.546.579
**D	TFL PENSION FUND	0	88.320	88.320
**D	STICHTING PENSIOENFONDS MEDISCH SPECIALI	0	66.144	66.144
**D	THE BARCLAYS BANK UK RETIREMENT FUND	0	4.853.457	4.853.457
**D	THE MASTER TRUST BANK OF JAPAN, LTD. AS TRUSTEE FOR MUTB400045792	0	135.366.654	135.366.654
**D	VANGUARD TOTAL INTERNATIONAL STOCK INDEX	0	382.960	382.960
**D	VANGUARD FTI COMPANY EUROPEAN STOCK INDE	0	429.892	429.892
**D	PRUDENTIAL LEGACY INSURANCE COMPANY NJ	0	4.348.059	4.348.059
**D	MTB FOR GOVERNMENT PENSION FD45828	0	16.046.071	16.046.071
**D	THE MASTER TRUST BANK OF JAPAN LTD	0	8.564	8.564
**D	HONG KONG EXPORT CREDIT INSURANCE CORPOR	0	312.372	312.372
**D	GOVERNMENT SUPERANNUATION FUND	0		

LISTA ESITO DELLE VOTAZIONE
 Oggetto: Determinazione del numero dei componenti il Consiglio di Amministrazione
 FAVOREVOLI

Badge	Regione Sociale	Proprio	Delega	Totale
**D	STATE OF CALI SAV PLUS PROG MASTER TRUST	0	8.852	8.852
**D	DEKA INTERNATIONAL S.A. RE HASPA MU	0	16.200	16.200
**D	INTERNATIONAL FUND MANAGEMENT S.A. RE STRATEGIECONCEPT VM BC	0	37.700	37.700
**D	DEKA VERMOGENSMANAGEMENT GMBH RE KEPPLER	0	112.850	112.850
**D	DEKA INVEST MBH VITUS FIRST VALUE FONDS	0	430.000	430.000
**D	DEKA INVEST RE DEKA TRUST BALANCED-FONDS	0	206.464	206.464
**D	DEKA A-DIM-WETZLAR-BALANCED-FONDS	0	27.900	27.900
**D	DEKA A-DIM-WETZLAR-FONDS	0	36.096	36.096
**D	DEKA INVESTMENT GMBH RE AUW-FONDS	0	28.135	28.135
**D	DEKA INVEST GMBH RE DEKA MULTI ASS TOT RE	0	9.137	9.137
**D	DEKA A-DOR-FONDS	0	131.979	131.979
**D	DEKA INVEST RE INTER-ESSEN-FONDS	0	22.017	22.017
**D	DEKA INVESTMENT GMBH RE DOHAMUN-FONDS DER IHK ZU DORTMUND	0	1.807	1.807
**D	DEKA INVEST GMBH MULDENTAL FONDS	0	66.000	66.000
**D	DEKA INVESTMENT GMBH RE PENSIONS FONDS MA	0	22.279	22.279
**D	DEKA INVESTMENT GMBH RE BF MASTERS FONDS	0	73.219	73.219
**D	DEKA A-BAD HERSFELD-FONDS	0	56.000	56.000
**D	DEKA INVESTMENT GMBH RE A-ABAL 91-FONDS	0	21.614	21.614
**D	DEKA INVESTMENT GMBH RE WI AKTIEN	0	63.718	63.718
**D	DEKA INV. GMBH RE ROLAND MASTERS FONDS	0	58.405	58.405
**D	DEKA INV. A-BGL-FONDS	0	40.273	40.273
**D	DEKA INVESTMENT GMBH RE MV-FONDS	0	108.000	108.000
**D	DEKA INVESTMENT GMBH RE TBG FONDS	0	74.000	74.000
**D	INTERNATIONALE KAPITALANLAGEGESELLSCHAFT	0	120.000	120.000
**D	DEKA INVE GMBH RE DEKA-PRIVATVORSORGE AS	0	250.000	250.000
**D	DEKA INVEST GMBH RE CHRISTOPHORUS FD	0	3.296	3.296
**D	DEKA INVEST GMBH RE AGR DENA	0	23.900	23.900
**D	DEKA INVESTMENT GMBH RE STAOTBAHN-FONDS	0	6.302	6.302
**D	DEKA INVESTMENT GMBH RE DEKA-KSG-FONDS	0	31.564	31.564
**D	DEKA INVEST REGIONALE WUPPERTAL-FONDS	0	32.500	32.500
**D	DEKA INVEST GMBH RE DEKA-BR 20	0	2.919	2.919
**D	DEKA INVEST GMBH RE DEKA-SBO-FONDS	0	9.616	9.616
**D	DEKA INVESTMENT GMBH RE VER 03-FONDS	0	5.000	5.000
**D	DEKA INVEST RE KOMMUNAL-TUT-BALANCED -FO	0	2.078	2.078
**D	DEKA INVESTMENT GMBH RE A-AMISIA-FONDS	0	16.802	16.802
**D	DEKA INVESTMENT GMBH RE A-ASD-FONDS	0	34.500	34.500
**D	DEKA INVESTMENT GMBH RE A-KSK FULLDA-FOND	0	90.000	90.000
**D	DEKA INVEST. A-NORDRAUSEN 2-FONDS	0	39.300	39.300
**D	DEKA INVEST. GMBH RE HUFPERTZ GLOBAL	0	64.100	64.100
**D	DEKA INVESTMENT GMBH RE A WITTRING ICR F	0	200.188	200.188
**D	DEKA INVESTMENT GMBH RE S BROKER 1 FONDS	0	2.248	2.248
**D		0	8.150	8.150
**D		0	12.000	12.000

SP

LISTA ESITO DELLE VOTAZIONE
 Oggetto: Determinazione del numero dei componenti il Consiglio di Amministrazione
 FAVOREVOLI

Badge	Ragione Sociale	Proprio	Delega	Totale
**D	DEKA INVESTMENT GMBH RE A-SKGO-FONDS	0	8.500	8.500
**D	DEKA INVESTMENT GMBH RE LANDSBERG-FONDS	0	62.600	62.600
**D	DEKA INVEST GMBH RE FRHL 1-FONDS	0	20.000	20.000
**D	DEKA INVEST GMBH RE PRHL 1-FONDS	0	110.000	110.000
**D	DEKA INVESTME GMBH RE CHRONOS FUNDMASTER	0	1.155.000	1.155.000
**D	DEKA INVESTMENT GMBH RE WI DISCOUNT	0	163.000	163.000
**D	DEKA INVESTM GMBH RE A-BECKER-FONDS I	0	682.452	682.452
**D	SUEBIA FONDS	0	94.987	94.987
**D	OB 2	0	149.711	149.711
**D	GVV POOLFONDS PAL	0	259.332	259.332
**D	DEKA VALUE PLUS	0	259.332	259.332
**D	ALLIANZGI-FONDS DSPT	0	425.253	425.253
**D	RAGS-FUNDMASTER	0	425.253	425.253
**D	GVV POOLFONDS VOL AG I	0	576.820	576.820
**D	ARTEMIS INSTITUTIONAL GLOBAL CAPITAL FUN	0	446.141	446.141
**D	THE MASTER TRUST BANK OF JAPAN LTD	0	136.061	136.061
**D	VI-E	0	318.493	318.493
**D	NATIONAL PENSION INSURANCE FUND	0	118.037	118.037
**D	NATIONWIDE RAILARD INTERNATIONAL EQUIT F	0	4.538.628	4.538.628
**D	NATIONWIDE INTERNATIONAL INDEX FUND	0	212.510	212.510
**D	NATIONWIDE INTERNATIONAL INVESTMENT TRUST PLC	0	129.639	129.639
**D	JPMORGAN EUROPEAN INVESTMENT S.A. RE GLO	0	150.000	150.000
**D	INTERNATIONAL FUND MANGEMENT S.A. RE IFM	0	727.837	727.837
**D	INTERNATIONAL FUND MANGEMENT S.A. RE IF	0	737.308	737.308
**D	INTERNATIONAL FUND MANGEMENT S.A. RE IFA	0	63.000	63.000
**D	DEKA INTL S.A GLOBALE AKTIEN LOWRISK	0	427.000	427.000
**D	DEKA INTERNATIONAL S.A RE DEKALUX-EUROPA	0	3.500.000	3.500.000
**D	DEKA INTERNATIONAL S.A. RE DEKAMULTI ASSET ERTRAG	0	146.208	146.208
**D	INTERNATIONAL FUND MANGEMENT S.A.	0	1.765.037	1.765.037
**D	DEKA INTERNATIONAL S.A RE DEKA-EURO P	0	700.000	700.000
**D	DEKA INTERNATIONAL S.A RE DEKALUX-EUROPA	0	2.291.783	2.291.783
**D	DEKA INTERNATIONAL S.A. RE DEKAMULTI ASSET ERTRAG	0	23.535	23.535
**D	INTERNATIONAL FUND MANGEMENT S.A.	0	272.179	272.179
**D	DEKA INTERNATIONAL S.A RE DEKA-EURO PAGARANT	0	10.720	10.720
**D	EQ ADVISORS TRUST - 1290 VT SMARTBETA EQ	0	2.863.996	2.863.996
**D	JNL/BLACKROCK GLOBAL ALLOCATION FUND	0	13.446	13.446
**D	JNL BLACKROCK ADVANTAGE INTERNATIONAL FU	0	75.362	75.362
**D	EQ ADVISORS TR EQ TEMPLE GLOB EQ M VO P	0	94.702	94.702
**D	BOILERMAKERS NATIONAL ANNUITY TRUST	0	8.823	8.823
**D	T. ROWE PRICE GLOBAL EQUITY FUND	0	540.339	540.339
**D	VANTAGETRUST III MAST COLLECT INVE FU TR	0	4.933	4.933
**D	THE MASTER TRUST BANK OF JAPAN LTD	0	99.418	99.418
**D	BBP INKA	0	75.110	75.110
**D	THE NATIONAL FARMERS UNION MUTUAL INS LINK PEN	0	605.155	605.155
**D	THE MASTER TRUST BANK OF JAPAN LTD	0	282.161	282.161
**D	THE MASTER TRUST BANK OF JAPAN LTD	0	0	0

GA

STP

LISTA ESITO DELLE VOTAZIONE
Oggetto: Determinazione del numero dei componenti il Consiglio di Amministrazione
FAVOREVOLI

Table with columns: Regione Sociale, Proprio, Delega, Totale. Lists various funds and their corresponding vote counts.

EM

580

LISTA ESITO DELLE VOTAZIONE
 Oggetto: Determinazione del numero dei componenti il Consiglio di Amministrazione
 FAVOREVOLI

Badge	Ragione Sociale	Proprio	Delega	Totale
**D	JPMORGAN INSURANCE TRUST GLOBAL ALLOC PO	0	12.172	12.172
**D	JPMORGAN INSURANCE TRUST INCOME BUILD PO	0	14.000	14.000
**D	JPMORGAN DIVERSIFIED RETURN EUROPE EQUITY ETF	0	7.631	7.631
**D	JPMORGAN DIVERSIF RETURN INTERNAT EQ ETF	0	103.113	103.113
**D	JPMORGAN INTERNATIONAL ADVANTAGE FUND	0	566.410	566.410
**D	JPMORGAN INTERNAT.RESEARCH ENHANCED EQUI	0	8.450.245	8.450.245
**D	JPMORGAN MACRO OPPORTUNITIES FUND	0	28.814	28.814
**D	JPMORGAN BETABUILDERS INTERNATIONAL	0	25.505	25.505
**D	JPMORGAN BETABUILDERS EUROPE ETF	0	2.321.720	2.321.720
**D	THRIFT SAVINGS PLAN	0	28.239.959	28.239.959
**D	CDN MSCI EAFE MINIMUM VOLATILITY INDEX F	0	11.464	11.464
**D	BLACKROCK CDN MSCI EAFE EQUITY INDEX FUN	0	3.628.989	3.628.989
**D	BLACKROCK CDN MSCI EAFE INDEX PLUS FUND	0	63.073	63.073
**D	BLACKROCK CDN WORLD INDEX FUND	0	420.667	420.667
**D	STICHTING PENSIOENFONDS VOOR HUISARTSEN	0	269.468	269.468
**D	STICHTING FUND ICVC - JPM GLOBAL RESEARCH	0	82.117	82.117
**D	JPMORGAN INTERNATIONAL HEDGED EQUITY FUN	0	102.001	102.001
**D	COMINGLED PENSION TR FUN INT OPPORTUNIT	0	2.350.905	2.350.905
**D	COLUMBIA GLOBAL INFRASTRUCTURE FUND	0	70.626	70.626
**D	STATE FARM INSURANCE CO EMPLOYEE RETIREM	0	806.744	806.744
**D	COLUMBIA CAPITAL ALLOCATION AGGRESSIVE P	0	1.698.117	1.698.117
**D	COLUMBIA CAPITAL ALLOCATION CONSERVAT PO	0	4.214	4.214
**D	COLUMBIA CAPITAL ALLOCATION MODER AGG P	0	1.036	1.036
**D	COLUMBIA CAPITAL ALLOCAT MODER CONSER PO	0	5.100	5.100
**D	1290 FUNDS - 1290 SMARTBETA EQUITY FUND	0	3.557	3.557
**D	AQR FUNDS - AQR INTERNATIONAL MULTI STYL	0	1.582	1.582
**D	DELTA MASTER TRUST	0	12.000	12.000
**D	JPMORGAN ACCESS BALANCED FUND	0	1.076.422	1.076.422
**D	JPMORGAN ACCESS GROWTH FUND	0	15.680	15.680
**D	PROVEDA GLOBAL EQUITY, LP	0	22.225	22.225
**D	MULTI-MANAGER INTERNATIONAL EQUITY STRATEGIES FUND	0	26.882	26.882
**D	EQ ADVISORS TRUST - EQ/WELLINGTON E	0	3.936	3.936
**D	U S STEEL CORP REFRS RETIREES BENEF TR	0	843.273	843.273
**D	COMINGLED PENSION TRUST FUND (GLOBAL OP	0	79.265	79.265
**D	FREDERICK S. UFTON FOUNDATION CAPITAL GU	0	11.658	11.658
**D	STATE OF NEW MEXICO STATE INVEST COUNCIL	0	769.268	769.268
**D	COMINGLED PENSION TRUST FUND (INTREPID INTERNATIONAL) OF JPMORGAN CHASE BANK	0	25.030	25.030
**D	KATHERINE C. MOORE CHARITABLE LEAD ANNUITY TRUST II	0	2.129.343	2.129.343
**D	INVESCO OPPENHEIMER GLOBAL MULTI-AS	0	3.340.088	3.340.088
**D	NEW YORK LIFE INSURANCE AND ANNUITY CO	0	14.425	14.425
**D	MULTI-MANAGER DIRECTIONAL ALTERNATIVE STRATEGIES FUND	0	23.714	23.714
**D		0	30.104	30.104
**D		0	50.766	50.766

EM

581

LISTA ESITO DELLE VOTAZIONE
 Oggetto: Determinazione del numero dei componenti il Consiglio di Amministrazione
 FAVOREVOLI

Badge	Ragione Sociale	Proprio	Delega	Totale
**D	CAPITAL GUARDIAN GLOBAL EQUITY FUND	0	510.459	510.459
**D	CAPITAL GROUP INTERNATIONAL EQUITY	0	2.620.227	2.620.227
**D	JPMORGAN INTERNATIONAL EQUITY PLUS FUND	0	26.887	26.887
**D	RETIREMENT PLAN FOR EMPLOYEES OF AETNA INC	0	275.266	275.266
**D	DUKE ENERGY RETIREMENT SAVINGS PLAN	0	463.700	463.700
**D	THE KATHERINE MOORE REVOCABLE TRUST	0	15.133	15.133
**D	JAB CONSOLIDATED LTD	0	1.426	1.426
**D	F.M.KIRBY TRUST DATED 1/3/75 FBO FRED M. KIRBY III	0	6.505	6.505
**D	EM KIRBY TRUST DTD 1/3/75 FBO S DILLARD KIRBY	0	8.853	8.853
**D	EM KIRBY DTD TRUST 1/3/75 FBO JEFFERSON W KIRBY	0	6.506	6.506
**D	OSHARES FTSE EUROPE QUALITY DIVIDEND ETF	0	58.168	58.168
**D	CHURCH COMMISSIONERS FOR ENGLAND	0	42.664	42.664
**D	NMM5-WIEQ-CNS ACCOUNT	0	9.200	9.200
**D	WIF-C S GBL LISTED INFRASTRUCTURE	0	87.189	87.189
**D	NMM3 GLEQ GQG ACCOUNT	0	117.088	117.088
**D	NMM5 GIER NVN ACCOUNT	0	123.518	123.518
**D	NMM5 WIEQ BRE ACCOUNT	0	24.400	24.400
**D	NMM5-WIEQ-NVN ACCOUNT	0	45.671	45.671
**D	DPAM EQUITIES L	0	321.007	321.007
**D	DPAM L	0	27.100	27.100
**D	DPAM CAPITAL B	0	673.965	673.965
**D	DPAM HORIZON B	0	51.250	51.250
**D	DPAM DRI-RDT B	0	332.156	332.156
**D	DPAM INVEST B	0	2.274.132	2.274.132
**D	I.I.SICAV INSTITUTIONNELLE DE DROIT BELGE	0	380.000	380.000
**D	BERNISCHE PENSIONSKASSE	0	1.101.026	1.101.026
**D	PRISMA FONDATION SUISSE D'INVESTISSEMENT PRISMA ESG WORLD EX-CH L.V.EQ. H	0	1.741	1.741
**D	MERRILL LYNCH PROFESSIONAL CLEARING CORP	0	265.297	265.297
**D	HELABA INVEST KAPITALANLAGESELFSCHAFT MBH	0	1.275.000	1.275.000
**D	BALOISE FUND INVEST (CH)-AKTIEN WELT EX SCHWEIZ PASSIV CREDIT SUISSE FUNDS AG	0	8.605	8.605
**D	CREDIT SUISSE FUNDS AG ASAST AKTIEN AUSLAND MANDAT ALLIANZ GLOBAL INVESTORS	0	24.501	24.501
**D	CSIF (CH) III EQUITY WORLD EX CH VALUE WEIGHTED - PENSION FUND CREDIT SUISSE FUNDS AG	0	49.626	49.626
**D	AXA VORSORGE FONDS II - EQUITIES GLOBAL MARKETS CREDIT SUISSE FUNDS AG	0	45.076	45.076
**D	SZKB STRATEGIEFONDS WACHSTUM CREDIT SUISSE FUNDS AG	0	40.698	40.698
**D	PK CSG WORLD EQUITY CREDIT SUISSE FUNDS AG	0	92.562	92.562
**D	SZKB STRATEGIEFONDS AUSGEWOGEN CREDIT SUISSE FUNDS AG	0	48.606	48.606
**D	MIGROS AST FONDS II AKTIEN AUSLAND CREDIT SUISSE FUNDS AG	0	430.000	430.000
**D	AXA VORSORGE FONDS - EQUITIES GLOBAL MARKETS III CREDIT SUISSE FUNDS AG	0	715.392	715.392
**D	PK CSG WORLD EQUITY CREDIT SUISSE FUNDS AG MANDAT SWISS ROCK	0	292.204	292.204
**D	CS INVESTMENT FONDS 2 LUX EUROZONE ACTIVE OPPORTUNITIES EQ	0	707.473	707.473
**D	CSIF 2 CREDIT SUISSE (LUX) EUROPEAN DIVIDEND PLUS EQUITY FD	0	822.241	822.241
**D	CREDIT SUISSE INDEX FUND (LUX) - CSIF (LUX) EQUITY EMU	0	3.280.661	3.280.661
**D	CREDIT SUISSE INDEX FUND (LUX) - CSIF (LUX) EQUITY WORLD FACTOR MIX	0	11.445	11.445

582

GA

LISTA ESITO DELLE VOTAZIONE
 Oggetto: Determinazione del numero dei componenti il Consiglio di Amministrazione
 FAVOREVOLI

Badge	Ragione Sociale	Proprio	Delega	Totale
**D	CS INVESTMENT FUNDS 2 - CREDIT SUISSE (LUX) INFRASTRUCTURE EQUITY FUND	0	665.000	665.000
**D	CREDIT SUISSE INDEX FUND (LUX) - CSIF (LUX) EQUITY EMU BLIVE	0	2.870.014	2.870.014
**D	CREDIT SUISSE INDEX FUND (LUX) - CSIF (LUX) EQUITY EURO STOXX MULTI PREMIA	0	26.622	26.622
**D	CSIF (GH) EQUITY EMU CREDIT SUISSE FUNDS AG	0	1.273.993	1.273.993
**D	FINREON WORLD EQUITY ISOPRO (PENSION) CREDIT SUISSE FUNDS AG	0	32.359	32.359
**D	ACM VIE SA SELR BURO	0	869.400	869.400
**D	ACM VIE SA FONDS GENERAL	0	8.494.718	8.494.718
**D	ACM MUT FONDS GENERAL	0	1.975.105	1.975.105
**D	ACM IARD SA	0	1.007.481	1.007.481
**D	BAYERNINVEST KAPITALVERWALTUNGSGESSELLSCHAFT MBH	0	5.415.311	5.415.311
**D	FIDELITY ADVIS SVIII FID ADV INT CA AP F	0	6.749.700	6.749.700
**D	FIAM GROUP TR FOR EMPLOYEE BENEF PLA	0	6.608.175	6.608.175
**D	VARIABLE INSURANCE PROD FD II INTER CAF	0	736.200	736.200
**D	JAPAN TRUSTEE SERVICES BANK LTD	0	100.324	100.324
**D	FIDELITY FUNDS SICAV	0	31.099.648	31.099.648
**D	FIDELITY FUNDS SICAV	0	30.747	30.747
**D	FIDELITY FUNDS SICAV	0	824.496	824.496
**D	NN (L)	0	5.168.307	5.168.307
**D	FIDELITY POC VALUE UNCONSTRAINED	0	813	813
**D	FIDELITY POC VALUE OPTIMIZED FACTOR	0	976	976
**D	FIL GENESIS LIMITED FIDELITY POC CLIMATE	0	3.267	3.267
**D	JAPAN TRUSTEE SERVICES BANK LTD	0	17.157	17.157
**D	PYRAMIS SELECT INTER EQ FUND LLC	0	135.963	135.963
**D	PYRAMIS GROUP TR FOR EMPLOYEES BENEF PLAN	0	16.069	16.069
**D	FIDELITY SAL ST FIDELITY GLOBAL EX US IN	0	2.091.423	2.091.423
**D	FIDELITY SALEM STR T FID TOTAL INT IND F	0	1.392.288	1.392.288
**D	FIDELITY UCITS ICAV	0	66.350	66.350
**D	VARIABLE INSURANCE PRODUCTS FUND II: INTERNATIONAL INDEX PORTFOLIO	0	32.160	32.160
**D	FIDELITY SALEM STREET TRUST: FIDELITY ZERO INTERNATIONAL INDEX FUND	0	45.153	45.153
**D	FIDELITY CONCORD STREET TRUST: FIDELITY SERIES INTERNATIONAL INDEX FUND	0	502.209	502.209
**D	SEI INSTIT INV TRUST WORLD EQUITY EX US FD WELLING	0	71.271	71.271
**D	FIDELITY RETIREE HEALTH REIMBURSEMENT PL	0	4.147.590	4.147.590
**D	ANIMA SGR SPA ANIMA SELEZIONE EUROPA	0	113.308	113.308
**D	ANIMA ALTO POTENZIALE ITALIA ANIMA SGR	0	1.025.016	1.025.016
**D	ANIMA SELEZIONE GLOBALE ANIMA SGR	0	1.000.000	1.000.000
**D	ANIMA ALTO POTENZIALE EUROPA ANIMA SGR S	0	386.200	386.200
**D	ANIMA SGR SPA - ANIMA VISCONTEC PLUS	0	1.337.306	1.337.306
**D	ANIMA SGR SPA ANIMA CRESCITA ITALIA	0	796.923	796.923
**D	ANIMA ITALIA ANIMA SGR	0	406.032	406.032
**D	ANIMA VISCONTEO ANIMA SGR SPA	0	1.342.320	1.342.320
**D	ANIMA/ANIMA VAL.GLOBALE	0	3.291.034	3.291.034
**D		0	4.277.955	4.277.955
**D		0	733.500	733.500

LISTA ESITO DELLE VOTAZIONE
 Oggetto: Determinazione del numero dei componenti il Consiglio di Amministrazione
 FAVOREVOLI

Badge	Ragione Sociale	Proprio	Delega	Totale
**D	ANIMA SFORZESCO ANIMA SGR SPA	0	2.039.352	2.039.352
**D	ANIMA FONDO TRADING ANIMA SGR SPA	0	600.000	600.000
**D	ANIMA EUROPA ANIMA SGR SPA	0	548.354	548.354
**D	ANIMA SGR SPA ANIMA VESPUCCI	0	100.800	100.800
**D	ANIMA SGR SPA ANIMA MAGELLANO	0	488.500	488.500
**D	ALETTI GES OB ITA	0	250.000	250.000
**D	ALETTI GES OB EUR C	0	300.000	300.000
**D	ALETTI GES OB EUR	0	508.940	508.940
**D	ALETTI GES PR CED II	0	482.480	482.480
**D	ANIMA SGR SPA - GESTIELLE PRO ITALIA	0	125.000	125.000
**D	ALETTI GES ABS RE	0	163.207	163.207
**D	ALETTI GES C MT IV	0	20.151	20.151
**D	ALETTI GES C MT V	0	390.852	390.852
**D	ALETTI GES MAILI	0	332.257	332.257
**D	ANIMA MEGATREND ANIMA SGR	0	75.000	75.000
**D	ANIMA PICPAC MAGELLANO 2022 ANIMA SGR	0	26.640	26.640
**D	ANIMA PICPAC VALORE GLOBALE 2022 ANIMA S	0	48.599	48.599
**D	ANIMA ESAGONO OEBL CORP ANIMA SGR	0	13.700	13.700
**D	ANIMA ESAGONO AZIONARIO GLOBALE ANIMA SG	0	8.390	8.390
**D	DEAM FONDS AT2M	0	24.000	24.000
**D	JANUS HENDERSON HORIZON FUND	0	5.948.546	5.948.546
**D	EXANE- FONDS 2	0	2.788.892	2.788.892
**D	JANUS HENDERSON FUND	0	7.628.875	7.628.875
**D	FAM SERIES UCITS ICAV	0	604.795	604.795
**D	JANUS HENDERSON GLOBAL EQUITY INCOME FD	0	2.532.172	2.532.172
**D	JANUS HEND INSTIT EUROP INDEX OFF FUND	0	65.022	65.022
**D	JANUS HENDERSON EUROPEAN FOCUS FUND	0	1.680.093	1.680.093
**D	JANUS HENDERSON EUROPEAN SELECT OPFS FD	0	5.968.344	5.968.344
**D	JANUS HEND EUROPEAN ABSOLUTE RETURN FUND	0	98.729	98.729
**D	ENHANCED INDEX INTERNATIONAL SHARE FUND	0	528.326	528.326
**D	AMP CAP UNHEDED GL SHS MULTI MAN FUND	0	101.568	101.568
**D	WHOLESALE GLOBAL EQUITY VALUE FUND	0	228.920	228.920
**D	JANUSHENDERSON GLOBAL EQUITY INCOME FUND	0	65.700	65.700
**D	MUTACTION 11	0	858.280	858.280
**D	AVIVA PATRIMOINE	0	40.125	40.125
**D	AVIVA DIVERSIFIE	0	7.236	7.236
**D	FCP AVIVA INVESTORS SELECTION	0	36.891	36.891
**D	FCP AVIVA INVESTORS CONVICTION	0	343.112	343.112
**D	FCP AVIVA INVESTORS VALORISATION	0	208.584	208.584
**D	FCP AFER ACTIONS EURO	0	2.049.938	2.049.938
**D	FCP AVIVA PERFORMANCE	0	11.238	11.238
**D	FCP AVIVA ACTIONS EURO	0	219.472	219.472
**D	FCP AVIVA STRUCTURE INDEX 3	0	178.399	178.399

Eh

584

LISTA ESITO DELLE VOTAZIONE
 Oggetto: Determinazione del numero dei componenti il Consiglio di Amministrazione
 FAVOREVOLI

Badge	Ragione Sociale	Proprio	Delega	Totale
**D	FCP AVIVA INVESTORS ACTIONS EURO	0	723.254	723.254
**D	FCP CAF EQUILIBRE	0	2.630	2.630
**D	FCP HUMANIS RETRAITE ACTIONS	0	1.098.676	1.098.676
**D	FCP INTER ACTIO	0	1.235	1.235
**D	FCP CAP SERENITE	0	1.859	1.859
**D	FCPE ESTERRA	0	680	680
**D	FCPE MAN ENERGY SOLU FRANCE SAS	0	3.347	3.347
**D	FCPE OMYA DIVERSIFIE	0	1.943	1.943
**D	EPSENS OFFENSIF ISR	0	360.877	360.877
**D	FCPE GEMALTO DYN SOLID	0	26.264	26.264
**D	FCPE SAL GROUP CIE DEUTS	0	4.164	4.164
**D	FCPE GROUP APA NRD QUEST	0	932	932
**D	FCP HGA ACTIONS ISR	0	906.289	906.289
**D	FCPE NESTLE FRANCE ACTIO	0	104.595	104.595
**D	FCPE GIVAUDAN	0	16.295	16.295
**D	FCPE CROWN EMBAL FR SAS	0	11.606	11.606
**D	FCPE CLAIREFONTAINE EXAC	0	290	290
**D	FCP HP ACTIONS LAZARD	0	492.503	492.503
**D	FCPE DPI N 2	0	6.357	6.357
**D	FCPE EPARGNE SOL DYN TRA	0	233.037	233.037
**D	FCPE SKF DIV INTEREXP	0	17.466	17.466
**D	FCPE MATRA	0	20.433	20.433
**D	FCPE GR SCHLINDER AUD	0	3.315	3.315
**D	FCPE RATIER FIGEAC	0	4.647	4.647
**D	FCPE TEALES ALENIA SP 3	0	2.912	2.912
**D	FCPE NALCO FRANCE S A S	0	3.011	3.011
**D	FCPE COMPTAGE IMMOBILIER	0	5.704	5.704
**D	BUILDING SOLUTIONS DIVERSIFIE	0	6.874	6.874
**D	FCPE S E P DIV ACTIONS	0	7.584	7.584
**D	FCPE RELAIS H DIVERSIFIE	0	2.529	2.529
**D	FCPE III CIMENT CALCIA D	0	4.122	4.122
**D	FCPE GROUPE SECURITAS	0	5.947	5.947
**D	FCPE ZOLPAN INVEST 5 ANS	0	868	868
**D	FCP HGA ACTIONS SOLIDAIRE EMPLOI SANTE	0	269.506	269.506
**D	FCPE ITW DE FRANCE	0	5.270	5.270
**D	FCPE CRCAM PROV C D AZUR	0	8.069	8.069
**D	FCPE ARJOWIGGINS CANSON	0	384	384
**D	FCPE NUFARM EXP SOLIDA	0	542	542
**D	FCPE CHANTELE	0	1.013	1.013
**D	FCPE GE FONDS A SOLIDAIRE	0	28.259	28.259
**D	FCPE THALES ALENIA SP 1	0	1.861	1.861
**D	FCPE SAFRAN ETHIQUE SLDR	0	44.140	44.140
**D	FCPE HENKEL DVSE INT EXP	0	3.032	3.032

LISTA ESITO DELLE VOTAZIONE
 Oggetto: Determinazione del numero dei componenti il Consiglio di Amministrazione
 FAVOREVOLI

Badge	Ragione Sociale	Proprio	Delega	Totale
**D	FCPE HORIZON EPARGNE MIXTE	0	18.036	18.036
**D	FCP HUMANIS RETRAITE ACTION BAS CARBONE	0	471.846	471.846
**D	HUMANIS RETRAITE DIVERSIFIE	0	1.504.673	1.504.673
**D	ACTIAM RESPONSIBLE INDEX FUND EQUITY EUR	0	1.724.625	1.724.625
**D	STICHTING JURIDISCH EIGENAR ACTIAM	0	2.741.039	2.741.039
**D	FCPE SAITEM ACTIONS	0	11.392	11.392
**D	ACTIAM BELEGGINGSFONDSEN NV	0	191.283	191.283
**D	ERAFP ACTION EURO III	0	5.300.000	5.300.000
**D	FCP BRAFF ACTIONS EURO4 EDRA4	0	10.494.400	10.494.400
**D	JANUS HENDERSON DIVIDEND INCOME BUILDER	0	211.278	211.278
**D	DNCA BEYOND EUROPEAN LEADERS	0	135.000	135.000
**D	HUGO DNCA	0	72.944	72.944
**D	DNCA VALUE EUROPE	0	1.732.183	1.732.183
**D	FCP DNCA EVOLUTIF	0	1.429.391	1.429.391
**D	OFI INVEST	0	230.904	230.904
**D	PENSIONSKASSE DES BENDES PUBLICA	0	1.899.705	1.899.705
**D	MANAGEMENT BOARD PUBLIC SERVICE PENSION	0	73.094	73.094
**D	FIDELITY GLOBAL LOW VOLATILITY EQUITY FU	0	21.940	21.940
**D	AXA EQUITABLE LIFE INSURANCE CO	0	103.598	103.598
**D	JPM CHASE BANK - PB - UK CORPORATIONS	0	196.118	196.118
**D	BIRELEY'S ORANGE JAPAN, S.A.	0	23.778	23.778
**D	AXA OFFSHORE MULTIMANAGER FUNDS TRUST - AXA OFFSHORE AGGRESSIVE MULTIMANAGER FUND CIBC	0	6.210	6.210
**D	FRONTIER COMMUNICATIONS PENSION PLAN	0	229.951	229.951
**D	GENERAL MOTORS PENSIONFONDS OEP	0	23.134	23.134
**D	CONNECTICUT GENERAL LIFE INSURANCE COMPANY	0	18.336	18.336
**D	FQ ESSENTIAL BETA FUND LTD	0	72.882	72.882
**D	FIDELITY MANAGEMENT AND RESEARCH CO	0	5.094	5.094
**D	FIDELITY INVESTMENTS MONEY MANAGEMENT IN	0	4.646	4.646
**D	ROYAL BOROUGH OF KINGSTON UPON THAMES PE	0	91.228	91.228
**D	EQ ADVISORS TRUST - EQ/AB DYNAMIC MODERA	0	329.059	329.059
**D	EQ ADV TRUST EQ/INT. EQ. INDEX PORTFOLIO	0	1.683.639	1.683.639
**D	BOILERMAKER BLACKSMITH NATIONAL PENSION	0	1.036.570	1.036.570
**D	MFS UTILITIES FUND	0	12.875.726	12.875.726
**D	FIDELITY DIVERSIFIED INTERNATIONAL FUND	0	12.371.700	12.371.700
**D	FIDELITY CENTRAL INVESTMENT PORTFOLIOS L	0	748.036	748.036
**D	AVIVA LIFE & PENSIONS UK LIMITED	0	1.949.215	1.949.215
**D	UNIVERSITIES SUPERANNUATION SCHEME	0	24.644.314	24.644.314
**D	THE CAR CARE PENSION PLAN	0	36.318	36.318
**D	CITY OF PHILADELPHIA PUBLIC EMPL RET SYS	0	437.787	437.787
**D	FORSTA AP - FONDEN	0	1.491.450	1.491.450
**D	DWS INVESTMENT GMBH	0	2.786.989	2.786.989
**D	OKA-FONDS	0	181.934	181.934
**D	JUPITER GREEN INVESTMENT TRUST PLC	0	100.000	100.000

GM

586

LISTA ESITO DELLE VOTAZIONE
 Oggetto: Determinazione del numero dei componenti il Consiglio di Amministrazione
 FAVOREVOLI

Badge	Ragione Sociale	Proprio	Delega	Totale
**D	FIDELITY EUROPEAN VALUES PLC	0	5.301.647	5.301.647
**D	NATIONAL PENSION INSURANCE FUND	0	90.939	90.939
**D	EQ ADVISORS TRUST-AXA/AB DYNAMIC GROWTH	0	74.087	74.087
**D	EQ ADVISORS TRUST - EQ/MFS UTILITIES SERIES PORTFOLIO	0	775.404	775.404
**D	EQ ADVISORS TRUST - EQ/MFS UTILITIES SERIES PORTFOLIO	0	68.594	68.594
**D	NVIT INTERNATIONAL EQUITY FUND ONE	0	96.499	96.499
**D	MARSHFIELD CLINIC MASTER TRUST	0	90.939	90.939
**D	BUREAU OF LABOR FUNDS - LABOR RETIREMENT FUND	0	744.229	744.229
**D	MISSOURI EDUCATION PENSION TRUST	0	4.554.148	4.554.148
**D	FIDELITY INVESTMENT FUNDS - FIDELITY Y GLOBAL DIVIDEND FUND	0	372.300	372.300
**D	FIDELITY INV.FUNDS-FIDELITY INDEX WORLD	0	14.674.255	14.674.255
**D	FIDELITY INVESTMENT FUNDS - EUROPEAN FUN	0	82.809	82.809
**D	FIDELITY INSTITUTIONAL SELECT GLOBAL EQU	0	1.346.379	1.346.379
**D	FIDELITY INVESTMENT FUNDS - FIDELITY INDEX EUROPE	0	509.345	509.345
**D	FIDELITY INV. FIDELITY INDEX EUROPE EX U	0	142.198	142.198
**D	THE MASTER TRUST BANK OF JAPAN LTD	0	8.578.763	8.578.763
**D	VANGUARD INTERNATIONAL VALUE FUND	0	126.813	126.813
**D	AVIVA INVESTORS INVESTMENT FUNDS IC	0	109.260	109.260
**D	BOMBARDIER TRUST U.S. MASTER TRUST	0	323.069	323.069
**D	VERMONT PENSION INVESTMENT COMMITTE	0	335.046	335.046
**D	HORIZON HEALTHCARE SERVICES, INC	0	45.100	45.100
**D	KAYNE GLOBAL INFRASTRUCTURE FUND LP	0	450.900	450.900
**D	BANCOPOSTA MIX 3	0	307.450	307.450
**D	BANCOPOSTA MIX 2	0	125.870	125.870
**D	BANCOPOSTA MIX 1	0	333.395	333.395
**D	KOLDINGVEJ 2, BILLUND A/S, C/O KIRKBI AS	0	100.000	100.000
**D	BANK LOMBARD ODIER CO LTD	0	105.746	105.746
**D	UNIVERSITE DE GENEVE	0	222.539	222.539
**D	DANICA PENSION LIVSFORSIKRINGSAKTIESELSKAB	0	1.222.003	1.222.003
**D	LOMBARD ODIER FUNDS (SWITZERLAND) SA I3D	0	683.766	683.766
**D	CAISSE INTER ENTREP DE PREV PROFES CIEFF	0	1.795.217	1.795.217
**D	KAPITAL DANSKE INVEST INST DAN PENS OBLI	0	25.780	25.780
**D	AFDELING DANICA LINK - INDEKS GLOBALE AKTIER	0	162.053	162.053
**D	KAPITALFOR DANSKE INVEST INSTITUT DANICA PENSIONS - AKTIER	0	372.510	372.510
**D	INV. DANSKE INVEST EUROPA INDEKS KL	0	98.753	98.753
**D	EUROPA 2 KL 17 PARALLELVEJ KONGENS, LYNGBY, 2800 DENMARK	0	31.350	31.350
**D	INV DANSKE INVEST GLOBAL INDEKS KL	0	1.062.623	1.062.623
**D	INVEST DANSKE INV EUROPA HOJT UD BYTE	0	145.851	145.851
**D	EUROPA - AKKUMULERENDE KL PARALLELVEJ 17, KGS. LYNGBY, 2800 DENMARK	0	689.358	689.358
**D	INV. DANSKE INV.SELECT FLEXIN AKTIER	0	307.996	307.996
**D	INV DAN INV SEL GLOB EQUITY SOL AKK KL	0	115.636	115.636
**D	INV DANSKE INVEST GLOBAL STOCKPIC 2	0	28.091	28.091
**D	DANSKE INVEST SELECT GLOBAL EQUITY	0	907.968	907.968
**D	INV PROCAFTURE EUROPE INDEX FUND ACC KL	0		

EM

587

LISTA ESITO DELLE VOTAZIONE
Oggetto: Determinazione del numero dei componenti il Consiglio di Amministrazione
FAVOREVOLI

Badge	Ragione Sociale	Proprio	Delega	Totale
**D	GLOBAL AC INDEX FUND - ACCUMULATING KL	0	188.270	188.270
**D	GLOBAL INDEXES KL PARALLELVEJ 17, LYNGBY, 2800 DENMARK	0	300.496	300.496
**D	INV.DANSKE INVEST.EUROPA	0	175.808	175.808
**D	SIJOITUSRAHASTO AKTIA EUROPA	0	700.000	700.000
**D	MRTB (LUX)/TMA UMBRELLA FUND-GLOBAL EQUI	0	33.900	33.900
**D	TMA UMBRELLA FD-TMA ACWI EX-JAPAN PORTEF.	0	60.900	60.900
**D	DANSKE BANK PULJER	0	788.491	788.491
**D	BEST INVESTMENT CORPORATION	0	647.862	647.862
**D	PHOENIX GEAR FUND	0	21.595	21.595
**D	TRUST & CUSTODY SERVICES BANK LTD	0	1.135.415	1.135.415
**D	TRUST & CUSTODY SERVICES BANK LTD AS TRUSTEE FOR PENSION INVESTMENT FUND TRUST NUMBER 21	0	139.665	139.665
**D	HSBC POOLED INVESTMENT FUND 1 QUEEN'S ROAD, CENTRAL, HONG KONG, HONG KONG	0	3.951.835	3.951.835
**D	ALLIANZ GLOBAL INVESTORS PREMIER	0	27.608	27.608
**D	HSBC GUARANTEED FUND	0	28.939	28.939
**D	BEST INVESTMENT CORPORATION	0	20.511	20.511
**D	HANG SENG INSURANCE COMPANY LIMITED	0	191.881	191.881
**D	CATHAY GLOBAL MULTIPLE INCOME BALANCED FUND 2F	0	527.712	527.712
**D	JPMORGAN MULTI INCOME FUND	0	842.586	842.586
**D	SCHRODER IN.P.F.ADV.GL.EQUITY.FU	0	45.412	45.412
**D	BARING GLOBAL MULTI ASSET INCOME FUND	0	6.548	6.548
**D	HSBC P IN F HSBC POOLED GLOBAL EQUITY FD	0	235.997	235.997
**D	JPMORGAN MULTI BALANCED FUND	0	33.262	33.262
**D	NH-AMUNDI PRIV SEC INVEST TRUST D1	0	19.257	19.257
**D	ALLIANZ CHOICE BEST STYLES EUROPE FUND	0	385.778	385.778
**D	HSBC LIFE (INTERNATIONAL) LIMITED	0	291.557	291.557
**D	ALL GL IN ASIA FD-ALLIANZ SEL EU EQY DIV	0	159.538	159.538
**D	PERTUNAHAN KESELAMATAN SOSIAL	0	358.554	358.554
**D	SHENPP EURO INDEX SECURITY MASTER INVEST	0	27.142	27.142
**D	JPMORGAN EUROPE STRATEGIC DIVIDEND FUND	0	71.366	71.366
**D	MARITIME AND PORT AUTHORITY OF SINGAPORE	0	17.796	17.796
**D	CIVIL SERVICES EMPLOYEES PENSION FUND	0	42.123	42.123
**D	AIA GLOBAL MULTI-FACTOR EQUITY FUN HSBC FRANCE	0	29.271	29.271
**D	NORFOLK PENSION FUND	0	24.459	24.459
**D	PTSE ALL WORLD INDEX FUND	0	747.670	747.670
**D	REASSURE LIMITED	0	531.303	531.303
**D	AI 50:50 GLOBAL EQUITY FUND	0	2.120.567	2.120.567
**D	FRIENDS-LIFE AND PENSIONS LIMITED PIXHAM END	0	1.198.048	1.198.048
**D	PUMM ACS EUROPEAN EX UK FUND	0	2.175.683	2.175.683
**D	HSBC GLOBAL FUND ICAV	0	2.147.444	2.147.444
**D	FRIENDS LIFE FUNDS LIMITED	0	6.254	6.254
**D	AI EUROPE EQUITY EX UK FUND	0	1.079.762	1.079.762
**D	ROYAL LONDON EUROPEAN GROWTH TRUST	0	3.936.076	3.936.076
**D		0	764.676	764.676

GM

LISTA ESITO DELLE VOTAZIONE
 Oggetto: Determinazione del numero dei componenti il Consiglio di Amministrazione
 FAVOREVOLI

Badge	Ragione Sociale	Proprio	Delega	Totale
**D	HSBC MANAGED GROWTH FUND	0	17.384	17.384
**D	THE BRUNNER INVESTMENT TRUST PLC	0	1.494.864	1.494.864
**D	THE PRUDENTIAL ASSURANCE COMPANY LTD	0	612.349	612.349
**D	ROYAL LONDON GROUP PENSION SCHEME	0	138.034	138.034
**D	PRUDENTIAL PENSIONS LIMITED	0	138.830	138.830
**D	HSBC EUROPEAN INDEX FUND	0	2.609.829	2.609.829
**D	HSBC INSTITUTIONAL TRUST SERVICES IRELAND LIMITED RE 1 GRAND CANAL SQUARE GRAND CANAL HARBOUR, DUBLIN, IRELAND 404.048	0	404.048	404.048
**D	HSBC EUROPEAN GROWTH FUND	0	618.547	618.547
**D	AXA GLOBAL DISTRIBUTION FUND	0	35.813	35.813
**D	HSBC MANAGED BALANCED FUND	0	10.493	10.493
**D	AI DISTRIBUTION LIFE FUND	0	103.104	103.104
**D	ROYAL LONDON EUROPEAN GROWTH FUND	0	3.526.193	3.526.193
**D	HSBC GLOBAL INVESTMENT FUNDS EUROPEAN EQ	0	182.430	182.430
**D	HSBC ETFs PLC	0	511.613	511.613
**D	HENDERSON INTERNATIONAL INCOME TRUST PLC	0	963.546	963.546
**D	HENDERSON EUROPEAN FOCUS TRUST PLC	0	949.506	949.506
**D	HSBC GLOBAL INVESTMENT FUNDS	0	1.474.392	1.474.392
**D	ROYAL LONDON MUTUAL INSURANCE SOCIETY LTD	0	68.262	68.262
**D	HSBC ETFs	0	99.753	99.753
**D	FUTM BOTHWELL EUROPE FUND	0	2.997.724	2.997.724
**D	FUTM EUROPEAN UNIT TRUST	0	105.591	105.591
**D	INTERNATIONALE KAPITALANLAGEGESELLSCHAFTMBH	0	4.410.813	4.410.813
**D	ALLIANZ CGI SUBFONDS EQUITIES	0	342.884	342.884
**D	SONDERVERMOEGEN ALLIANZGI-FONDS VBE	0	463.819	463.819
**D	SONDERVERMOEGEN ALLIANZGI-FONDS DEW-CO	0	75.246	75.246
**D	SONDERVERMOEGEN ALLIANZGI-FONDS DHCO	0	68.692	68.692
**D	SONDERVERMOEGEN ALLIANZGI-FONDS DSW-DREFO	0	49.754	49.754
**D	SONDERVERMOEGEN ALLIANZGI-FONDS DSW-CO	0	119.374	119.374
**D	SONDERVERMOEGEN ALLIANZ ADAC AV FONDS	0	20.454.191	20.454.191
**D	SONDERVERMOEGEN ALLIANZ INDEXING EUROLAND	0	157.665	157.665
**D	ALLIANZ PV-WS RCM SYSPRO INDEXING EUROPE	0	487.579	487.579
**D	ALLIANZ PV-WS RCM SYSPRO VALUE EUROPE	0	743.580	743.580
**D	SONDERVERMOEGEN ALLIANZ REG FONDS	0	444.810	444.810
**D	ALLIANZ VGI 1 FONDS AGI EQUITIES	0	142.747	142.747
**D	SONDERVERMOEGEN ALLIANZ VGI 1 FONDS	0	1.196.329	1.196.329
**D	ALLIANZ VGL FONDS RCM GROWTH EUROPE	0	1.279.010	1.279.010
**D	SONDERVERMOEGEN ALLIANZ VKA FONDS	0	262.100	262.100
**D	SONDERVERMOEGEN TINIESA	0	33.830	33.830
**D	SONDERVERMOEGEN ATLAS GI	0	170.813	170.813
**D	INTERNATIONALE KAPITALANLAGEGESELLSCHAFTMBH	0	234.070	234.070
**D	SONDERVERMOEGEN AVAN	0	38.453	38.453
**D	SONDERVERMOEGEN AVS-ME	0	60.710	60.710
**D	NIKKO GLOBAL TRI-ASSET FUND CIBC FINANCIAL CENTRE	0		

LISTA ESITO DELLE VOTAZIONI
 Oggetto: Determinazione del numero dei componenti il Consiglio di Amministrazione
 FAVOREVOLI

Badge	Ragione Sociale	Proprio	Delega	Totale
**D	NWT-GRAVITY EUROPEAN EQUITY FUND	0	35.307	35.307
**D	MELLON OFFSHORE FUNDS C/O CIBC BANK AND TRUST COMPANY (CAYMAN) LIMITE	0	6.028.938	6.028.938
**D	EPWORTH INVESTMENT FUND	0	19.230	19.230
**D	AI STRATEGIC GLOBAL EQUITY FUND	0	2.041.928	2.041.928
**D	SWISS NATIONAL BANK	0	29.573.222	29.573.222
**D	ALPHA ARCHITECT INTERNATIONAL QUANTITATI	0	169.803	169.803
**D	LSV GLOBAL MANAGED VOLATILITY FUND	0	17.300	17.300
**D	LSV GLOBAL VALUE FUND ONE FREEDOM V	0	7.000	7.000
**D	KAYNE RENEWABLE ENERGY INCOME 1800	0	112.081	112.081
**D	ALPHACENTRIC ENERGY INCOME FUND	0	39.900	39.900
**D	KAYNE ANDERSON RENEWABLE INFRASTR RUCT PA	0	283.419	283.419
**D	MERRILL LYNCH INTERNATIONAL	0	203.400	203.400
**D	SWISSCANTO ASSET MANAGEMENT AG	0	3.381.387	3.381.387
**D	ALLIANZ GLOBAL INVESTORS GMBH	0	105.035	105.035
**D	WORLDVIEW INVESTMENT FUND	0	89.223	89.223
**D	WIF-EUROPE OPPORTUNITIES FUND	0	210.089	210.089
**D	SONDERVERMOGEN FKMF INKA	0	198.189	198.189
**D	SONDERVERMOGEN VIM	0	79.868	79.868
**D	SONDERVERMOGEN FONDS VKV	0	538.760	538.760
**D	SONDERVERMOGEN INKA LUCK FONDS	0	279.999	279.999
**D	INTERNATIONALE KAPITALANLAGESELSCHAFT MBH 21 YORCKSTRASSE, DUESSELDORF, NRW	0	16.300	16.300
**D	SONDERVERMOEGEN FONDS CCS	0	26.185	26.185
**D	SCHOLLER-STIFTUNGSFONDS 1 AKTIEN	0	49.321	49.321
**D	WIF-EUROPE DISCOVERY FUND	0	234.397	234.397
**D	MERCER UNHEDGED OVERSEAS SHARES TRUST	0	31.296	31.296
**D	LBPAM ISR AVENIR EURO	0	39.499	39.499
**D	FCP LBPAM ACTIONS VALUE EURO	0	4.379.001	4.379.001
**D	LBPAM ACTIONS EURO LARGE CAP	0	902.912	902.912
**D	LBPAM IRC ACTIONS ISR	0	977.402	977.402
**D	FCP LBPAM DIVERSIFIE FOCUS OBLIG 3 5	0	82.666	82.666
**D	FCP LBPAM ACTIONS CROISSANCE EURO	0	2.450.128	2.450.128
**D	FCP LBPAM IRC ACTIONS EURO MIN VAR	0	220.825	220.825
**D	FCP TOCQUEVILLE DIVIDENDE	0	230.000	230.000
**D	FCP TOCQUEVILLE VALUE EUROPE	0	1.330.000	1.330.000
**D	TOCQUEVILLE MEGATRENDS ISR	0	137.277	137.277
**D	RAVGDT DIVERSIFIE II LBPAM	0	235.333	235.333
**D	SCHRODER GLOBAL ENHANCED INDEX FUND	0	66.490	66.490
**D	BANCO CENTRAL DE TIMOR-LESTE (BCTL)	0	200.632	200.632
**D	SCHRODER GLOBAL MULTI-FACTOR EQUITY FUND	0	257.946	257.946
**D	SCHRODER ADVANCED BETA GLOBAL EQUITY SMA	0	17.759	17.759
**D	SCHRODER OEP GLOBAL CORE FUND	0	204.074	204.074
**D	POSTE INVESTO SOSTENIBILE BANCOFOSTA FON	0	6.961	6.961
**D	BEST INVESTMENT CORPORATION	0	128.355	128.355

EM

SPO

LISTA ESITO DELLE VOTAZIONE
 Oggetto: Determinazione del numero dei componenti il Consiglio di Amministrazione
 FAVOREVOLI

Badge	Ragione Sociale	Proprio	Delega	Totale
**D	MARITIME AND PORT AUTHORITY OF SINGAPORE	0	3.230	3.230
**D	CM-CIC CONVICTIONS EURO	0	390.000	390.000
**D	FCP BRONGNIART AVENIR	0	130.000	130.000
**D	SICAV MONT	0	125.000	125.000
**D	FCP GAILLON NATURAL RESOURCES	0	593.869	593.869
**D	FCP GAILLON SECTORIEL	0	171.241	171.241
**D	FCP CM-CIC EURO ACTIONS	0	890.516	890.516
**D	FCP AVENIR ALIZES	0	8.000	8.000
**D	UNION EUROPE VALVE	0	1.144.451	1.144.451
**D	FCP UNION EUROPE	0	1.893.362	1.893.362
**D	FCP CIC TECHNO COM	0	107.500	107.500
**D	CM VALEURS ETHIQUES	0	199.701	199.701
**D	CM EUROPE ACTIONS	0	101.681	101.681
**D	FCP BRONGNIART RENDEMENT	0	500.000	500.000
**D	FCP TRANSAT PATRIMOINE 2	0	450.000	450.000
**D	LV FAMILIALE	0	18.000	18.000
**D	CFE ALLOCATION PATRIMOINE 2	0	140.000	140.000
**D	STOCKS FINANCES	0	1.150	1.150
**D	LA BELLE BEAUCE	0	40.000	40.000
**D	FCP FIDOGEST	0	120.000	120.000
**D	FCP CASIMIRI	0	22.000	22.000
**D	FCP PSH	0	24.000	24.000
**D	FCP BEV	0	24.000	24.000
**D	FCPE FCP OCP	0	27.389	27.389
**D	DELI GROUP FOOD	0	1.700	1.700
**D	BARCLAYS FRANCE 30-70	0	12.000	12.000
**D	FCPE AI DIVERSIFIE	0	3.588	3.588
**D	FCPE SEREMIS ADAGIO	0	4.000	4.000
**D	IV INVEST	0	15.000	15.000
**D	POINCARE II	0	8.000	8.000
**D	FCP BROUARDEL AVENIR	0	18.000	18.000
**D	FCP JPA	0	10.000	10.000
**D	FCP OFFENSIF AIR LIQUIDE EXPANS	0	15.471	15.471
**D	FCPE CONVERGENCE ACTIONS EUROPE	0	300.000	300.000
**D	LES BRUYERES	0	5.000	5.000
**D	FCPE GROUPE SAMSE	0	22.000	22.000
**D	FCP PYRENEES GLOBAL	0	11.736	11.736
**D	SICAV METISS	0	16.000	16.000
**D	FCP BEL VAL	0	300.000	300.000
**D	FCPE ACCOR DIVERSIFIE	0	5.418	5.418
**D	FCP DAY SOLVAY	0	26.000	26.000
**D	FCP JCD FIVE	0	22.000	22.000
**D	FCPE COFACE	0	15.000	15.000

GM

SP1

LISTA ESTO DELLE VOTAZIONE
 Oggetto: Determinazione del numero dei componenti il Consiglio di Amministrazione
 FAVOREVOLI

Badge	Regione Sociale	Proprio	Delega	Totale
**D	FCPE LAGARDERE PUBLICITE AUDIO	0	1.013	1.013
**D	FCP_CAGNI	0	26.000	26.000
**D	OTIS EF DIVERSIFIE	0	26.498	26.498
**D	FCP ES GESTION EQUILIBRE	0	397.873	397.873
**D	FCP ES DYNAMIQUE	0	281.044	281.044
**D	FCP ES TEMPERE	0	30.000	30.000
**D	FCP UNI 1	0	81.258	81.258
**D	FCP JET SERVICES	0	11.000	11.000
**D	1504 FCP THALES AVIONICS	0	10.199	10.199
**D	STAUBLI 80 20 CREDIT MUTUEL FCPE	0	10.000	10.000
**D	STAUBLI 50 50 CREDIT MUTUEL FCPE	0	15.000	15.000
**D	FCP SCHUCO	0	3.760	3.760
**D	FCP PIPE LINE SUD EUROPEEN	0	4.214	4.214
**D	FCP MGE DYNAMIQUE EURO	0	93.000	93.000
**D	LEXMARK DYNAMIQUE	0	6.815	6.815
**D	FCP HENKEL DIVERSIFIE N 1	0	7.300	7.300
**D	FCP GROUPE ROCHE	0	100.000	100.000
**D	FCP GROUPE FORD FRANCE	0	6.245	6.245
**D	1515 FCP GERARD PERRIER	0	7.251	7.251
**D	1448 FCPE GE FACTOFRANCE	0	11.431	11.431
**D	EREESCALE DIVERSIFIE	0	23.194	23.194
**D	1584 FCP FERTILSODEBO	0	17.145	17.145
**D	FCP EUROP ASSISTANCE DIVERSIFIE	0	3.429	3.429
**D	FCP DEGUSSA MIXTE	0	3.000	3.000
**D	FCP DEGUSSA DYNAMIQUE	0	7.000	7.000
**D	FCP CRYOSTAR FRANCE	0	1.654	1.654
**D	1495 FCP CONTINENTAL	0	8.000	8.000
**D	FCP CH RIVER LABORATOIRES FRANCE	0	7.532	7.532
**D	FCP CAPSUGEL	0	13.441	13.441
**D	FCP PROVENCE DIVERSIFIE	0	1.108	1.108
**D	FCP C ET A	0	4.000	4.000
**D	1262 FCP BEHR FRANCE	0	239	239
**D	1327 FCP BOUE SCALBERT DUFONT	0	25.000	25.000
**D	BALL PACKAGING EUROPE	0	2.554	2.554
**D	ARPEGE PREVOYANCE	0	10.000	10.000
**D	FCPE AREVA ACTIONS	0	135.095	135.095
**D	FCP AMORA MAILLE DIVERSIFIE	0	5.000	5.000
**D	ACM ACTIONS PLUS	0	13.657	13.657
**D	ACM ACTIONS	0	17.542	17.542
**D	FCP ARCO QUANT 1	0	618.745	618.745
**D	KUTXABANK GESTION SGIIC S.A.	0	3.572.117	3.572.117
**D	CAIXABANK ASSET MANAGEMENT, SGI IC, S.A.	0	11.069.288	11.069.288
**D	VIDAICAIXA, S.A.	0	6.296.349	6.296.349

28

28

LISTA ESITO DELLE VOTAZIONE
 Oggetto: Determinazione del numero dei componenti il Consiglio di Amministrazione
 FAVOREVOLI

Badge	Ragione Sociale	Proprio	Delega	Totale
**D	2054 APG DME BLACKR	0	143.828	143.828
**D	CMAF GLOBAL GROWTH FUND BNYMTCIL	0	68.425	68.425
**D	CMAF GLOBAL BALANCED FUND BNYMTCIL	0	44.340	44.340
**D	EQUATOR ICAV GUILD HOUSE	0	77.285	77.285
**D	CMAF UK GROWTH FUND BNYMTCIL	0	159.675	159.675
**D	CMAF UK BALANCED FUND BNYMTCIL	0	233.945	233.945
**D	THE ROYAL BANK OF SCOTLAND PLC AS TRUSTEE OF THE BLACKROCK BALANCED PORTFOLIO FND	0	650.000	650.000
**D	BARNARD COLLEGE	0	8.285	8.285
**D	GENTLENESS INT STRG	0	85.677	85.677
**D	THE BANK OF NEW YORK MELLON EMPLOYEE BENEFIT COLLECTIVE INVESTMENT FUND PLAN	0	6.212.840	6.212.840
**D	PANAGORA RISK PARITY MULTI ASSET MASTER FUND LTD	0	46.369	46.369
**D	NONUS EQUITY MGRS PORTF 4 LAZARD	0	695.501	695.501
**D	RAILWAYS PENSION TRUSTEE COMPANY LIMITED	0	1.952.261	1.952.261
**D	SHELL CANADA 2007 PENSION PLAN	0	81.182	81.182
**D	SHELL CANADA 2007 PENSION PLAN 400	0	73.939	73.939
**D	FOREST PRESERVE DISTRICT EMPLOYEES ANNUITY AND BENEFIT FUND	0	83.795	83.795
**D	VOLUNTARY EMPLOYEES BENEFICIARY ASSOCIATION SOUTHERN CALIFORNIA EDISON COMPANY	0	24.960	24.960
**D	VOLUNTARY EMPLOYEES BENEFICIARY ASSOCIATION SOUTHERN CALIFORNIA EDISON COMPANY	0	20.321	20.321
**D	VOLUNTARY EMPLOYEES BENEFICIARY ASSOCIATION SOUTHERN CALIFORNIA EDISON COMPANY	0	5.831	5.831
**D	B4306 FRB M LUND REV TR	0	5.444	5.444
**D	B4305 FRB S LUND RES TR FBO B LUND	0	1.157	1.157
**D	BNYMTD BEM BLK SYSTEM CONT EUR FUND	0	37.557	37.557
**D	THE MANUFACTURERS LIFE INSURANCE COMPANY	0	262.934	262.934
**D	NKB 10520 GLOBALE AKTIER SRI	0	2.528.745	2.528.745
**D	2049 APG DME ARROWST	0	353.795	353.795
**D	2048 APG DME LACH GL	0	9.051.443	9.051.443
**D	1256 APG DME ENERGY	0	15.417.821	15.417.821
**D	1253 APG DME CORE EU	0	8.909.322	8.909.322
**D	1135 APG DME STICK SEL	0	159.702	159.702
**D	CBZ CULT INTERNATIONAL PRINCIPAL	0	41.449	41.449
**D	CONGREGATION OF THE SISTERS OF CHARITY OF THE INCARNATE WORD	0	456.095	456.095
**D	PSBF LAZARD EQUITIES	0	25.511	25.511
**D	USMIA GLOBAL EQUITY	0	403.418	403.418
**D	MIRF ARROWSTREET FOREIGNL	0	265.600	265.600
**D	MIRF ALLIANCE BERNSTEIN F	0	71.795	71.795
**D	OSP LIQUID FUND, LP	0	28.306	28.306
**D	OHSU FOUNDATION ENDOWMENT FUND LP	0	3.351.631	3.351.631
**D	PRU JENN EQUITY INC PFTL	0	11.500	11.500
**D	THIRTY PERCY FOUNDATION	0	15.229	15.229
**D	WARANIC II LLC	0	29.271	29.271
**D	SYCAMORE INVESTMENT CO LP	0	199.601	199.601
**D	CERVURITE INTERNATIONAL LLC	0	73.519	73.519
**D	LEXINGTON INT, LLC	0	158.932	158.932
**D	JASPER RIDGE DIVERSIFIED TAX EXEMPT LP	0	0	0

SP3

SP

LISTA ESITO DELLE VOTAZIONE
 Oggetto: Determinazione del numero dei componenti il Consiglio di Amministrazione
 FAVOREVOLI

Badge	Ragione Sociale	Proprio	Delega	Totale
**D	OHIM STRATEGIC PARTNERS LP	0	241.617	241.617
**D	PHILANTHROPAR INVESTMENTS LP	0	32.167	32.167
**D	WINDELL INVESTMENTS, L.P.	0	34.616	34.616
**D	TERREBONNE INVESTMENTS, L.P.	0	230.868	230.868
**D	WELLS FARGO BANK N.A.	0	47.939	47.939
**D	WE WELLS FARGO BANK NA	0	67.696	67.696
**D	CENTRAL PENSION FUND OF THE INT UNION OF OPERATING ENGINEERS AND PARTICIPATING EMPLOYERS	0	527.002	527.002
**D	MANULIFE MULTIFACTOR DEVELOPED INTERNATIONAL INDEX	0	20.082	20.082
**D	CAMDENCE GLOBAL EQUITY FUND LP	0	772	772
**D	IQ 500 INTERNATIONAL ETF	0	245.435	245.435
**D	SUBSIDIZED SCHOOLS PROVIDENT FUND	0	40.079	40.079
**D	INTL EQUITY FUND MONDRIAN	0	2.759.856	2.759.856
**D	THE HOODSON TRUST	0	102.096	102.096
**D	DRMA LTD	0	45.730	45.730
**D	BNY MELLON FND MNGT CAYMAN LTD AS TRUSTEE OF FRONTIER GATE GLOBAL EQUITY FND	0	129.251	129.251
**D	DEUTSCHE ASSET MANAGEMENT INVESTMENT GMBH ON BEHALF OF DEUTSCHE DCG EQ	0	84.521	84.521
**D	FIRST INITIATIVES INSURANCE LIMITED	0	28.291	28.291
**D	CATHOLIC HEALTH INITIATIVES MASTER TRUST	0	121.497	121.497
**D	CHI OPERATING INVESTMENT PROGRAM L.P.	0	218.186	218.186
**D	ALAS INV SERVICESMONDRIAN INV	0	148.352	148.352
**D	XTRACKERS MSCI KOKUSAI EQUITY ETF	0	8.111	8.111
**D	BNY MELLON INTERNATIONAL EQUITY ETF	0	15.680	15.680
**D	CITI RETIREMENT SAVINGS PLAN	0	232.679	232.679
**D	BOK TRANSOCO ENERGY EMP WEL BEN TR	0	10.150	10.150
**D	BNYMICIL CGF NDEQ LA	0	20.576	20.576
**D	DEFNE LAZARD ASSET MGMT	0	71.020	71.020
**D	MSAR SCHRODER	0	77.011	77.011
**D	AUTORIDADE MONETARIA DE MACAU	0	217.688	217.688
**D	THE STELLAR FUND	0	91.518	91.518
**D	THE BOSTON COMPANY INC POOLED EMPLOYEE INTERNATIONAL EQUITY FUND	0	166.827	166.827
**D	ADVANCED SERIES ASTPRUDENTIAL FLEXIBLE MULTI STRATEGY PORTFOLIO	0	36.130	36.130
**D	AST QMA INTL CORE EQUITY FORT PDME	0	905.431	905.431
**D	UNEMPLOYMENT PENSION FUND	0	65.300	65.300
**D	GREAT WEST INTERNATIONAL GROWTH FUND	0	1.018.500	1.018.500
**D	THE COMMONWEALTH FUND	0	60.043	60.043
**D	GREAT WEST CORE STRATEGIES INTERNATIONAL EQUITY FUND	0	61.900	61.900
**D	GREAT WEST CORE STRATEGIES INTERNATIONAL EQUITY FUND	0	28.454	28.454
**D	KAPITALFORENINGEN MF INVEST BASIS 3 NIKREDIT PORTEFOELJE ADMINISTRATION A/S	0	197.088	197.088
**D	DT INTERNATIONAL STOCK INDEX FUND	0	366.298	366.298
**D	NATWEST TDS DEP BNYM RM GLO EQ FUND	0	164.839	164.839
**D	55041 KUP GLOBALE AKTIER IV	0	16.346	16.346
**D	ARCONIC CORP PENSION PLANS MASTER TRUST	0	114.637	114.637
**D	NON US EQUITY MGRS PORT 4 LSV	0	530.100	530.100

EH

594

LISTA ESITO DELLE VOTAZIONE
 Oggetto: Determinazione del numero dei componenti il Consiglio di Amministrazione
 FAVOREVOLI

Badge	Ragione Sociale	Proprio	Delega	Totale
**D	THE NATURE CONSERVANCY WORLDWIDE OFFICE	0	41.645	41.645
**D	GS TACS MARKET CONTINUOUS INTERNATIONAL	0	206.195	206.195
**D	NONUS EQ MANAGERS PORT JACADIANAN	0	1.353	1.353
**D	LSV NONUS EQUITY LLC	0	179.300	179.300
**D	SUBSIDIZED SCHOOLS F FUND NORTHERN	0	83.275	83.275
**D	THE HARTFORD RETIREMENT PLAN TRUST FOR US EMPLOYEES	0	137.978	137.978
**D	WILLIS TOWERS WATSON GROUP TRUST	0	8.475	8.475
**D	WILLIS TOWERS WATSON GROUP TRUST	0	453.268	453.268
**D	ARCONIC RETIREMENT PLANS MASTER TRUST	0	51.184	51.184
**D	INTL BESS LP	0	46.566	46.566
**D	56038 IP LOW RISK EQUITIES I	0	1.839.474	1.839.474
**D	INVESTIN PRO F.M.B.A.	0	3.353.671	3.353.671
**D	56037 IP LOW RISK EQUITIES II	0	1.873.992	1.873.992
**D	INVESCO PERPETUAL GLOBAL EX UK CORE EQUITY INDEX FUND	0	25.409	25.409
**D	INVESCO PERPETUAL GLOBAL EX UK CORE EQUITY INDEX FUND	0	100.217	100.217
**D	INTERNATIONAL EQUITY FUND	0	154.013	154.013
**D	KAPITALFORENINGEN EMD INVEST, GLOBALE AK TIER/II	0	31.351	31.351
**D	KAPITALFORENINGEN EMD INVEST, GLOBALE AK TIER/III	0	78.631	78.631
**D	55002 UP EUROPAEISKE AKTIER	0	800.170	800.170
**D	QS INTERNATIONAL EQUITY FUND	0	220.000	220.000
**D	DEP OF SSGA NONUS EQUITY B2	0	47.853	47.853
**D	DEP OF SSGA NONUS EQUITY B1	0	45.828	45.828
**D	DEP OF SSGA NONUS EQUITY R2	0	44.774	44.774
**D	DEP OF SSGA NONUS EQUITY H1	0	36.187	36.187
**D	THE CONSOLIDATED EDISON PENSION PLAN MASTER TRUST	0	2.022.310	2.022.310
**D	MULT BOS WITH SAME RESIDENCY	0	314.529	314.529
**D	SARASIN AND PARTNERS LLP	0	182.032	182.032
**D	SIM OMNIBUS SARASIN INVEST MGMT	0	455.901	455.901
**D	SF LLP UK CHARITIES CLIENTS AC	0	4.947.567	4.947.567
**D	FFI STRATEGIES PORTFOLIO	0	5.459	5.459
**D	STICHTING BEDRIJFSTAKPENSIOENFONDS	0	421.183	421.183
**D	STICHTING SPOORWEGPENSIOENFONDS	0	50.772	50.772
**D	THE FALKLAND ISLANDS GOVERNMENT FALKLAND ISLANDS GOVERNMENT GROWTH FUND	0	279.643	279.643
**D	THE FALKLAND ISLANDS GOVERNMENT	0	205.222	205.222
**D	BNYMTCIL LAZARD GIB STRTGC EQTY FD	0	20.357	20.357
**D	BNYMD UK LIMITED AS TRUSTEE OF CF CATALYST TRUST	0	274.100	274.100
**D	PENDENNIS FUND	0	67.140	67.140
**D	VY FRANKLIN INCOME PORTFOLIO	0	7.545	7.545
**D	ALAMOSA LLC	0	18.396	18.396
**D	RED DIAMOND INTERNATIONAL EQUITY LP	0	21.852	21.852
**D	RIVER PARTNERS GLOBAL EQUITY, LLC	0	1.969	1.969
**D	UMC BENEFIT BOARD, INC	0	2.388.906	2.388.906
**D	WESPETH FUNDS TRUST	0	351.515	351.515

SSS

Assemblea Ordinaria del 14 maggio 2020

ENEL S.p.A.

LISTA ESITO DELLE VOTAZIONE
 Oggetto: Determinazione del numero dei componenti il Consiglio di Amministrazione
 FAVOREVOLI

Badge	Ragione Sociale	Proprio	Delega	Totale
**D	GENERAL MILLS GROUP TRUST	0	89.342	89.342
**D	CENTRAL PENSION FUND OF THE INTERNATIONAL UNION OF OPERATING ENGINEERS AND PARTICIPATING EMPLOYERS	0	0	316.877
	316.877			
**D	VOYA GLOBAL HIGH DIVIDEND LOW VOLATILITY FUND	0	3.618	3.618
**D	FIRSTENERGY SYSTEM MASTER RETIREMENT TRUST	0	246.200	246.200
**D	LEGAL AND GENERAL UCITS ETF PLC	0	252.840	252.840
**D	BNYMFCIL WINTON GLOBAL EQUITY FD TR	0	5.129	5.129
**D	GEORGIA TECH FOUNDATION	0	17.481	17.481
**D	VANGUARD EUROPEAN STOCK INDEX FUND	0	13.750.659	13.750.659
**D	VANGUARD FTSE ALL-WORLD EX US INDEX FUND	0	14.223.632	14.223.632
**D	VANGUARD FTSE ALL-WORLD EX US INDEX FUND	0	289.421	289.421
**D	BMO DTC EQ COM VALUE LAZARD	0	10.906	10.906
**D	BMO FBC DTC INTL EQ COL VAL LAZARD	0	133.211	133.211
**D	THE ZEDRA FIDUCIARY INVESTMENT FUND LTD	0	148.749	148.749
**D	OSSIAM IRL ICAV	0	38.800	38.800
**D	PCHE LSV ASSET MGMT	0	3.332	3.332
**D	CADENCE GLOBAL EQUITY FUND LP	0	129.978	129.978
**D	BNY MELLON GLOBAL INFRASTRUCTURE INCOME FUND	0	169.168	169.168
**D	R.K. MELLON INTERNATIONAL FUND	0	303.297	303.297
**D	RICHARD KING MELLON FDN	0	4.076	4.076
**D	CDW 73 IRR PARA GL	0	8.805	8.805
**D	1975 IRREV TRUST OF C D MEYERHAEUSER	0	995	995
**D	NEW TRUST NUMBER ONE	0	3.655	3.655
**D	STEWARDSHIP FOUNDATION	0	279	279
**D	SEQUOIA FOUNDATION	0	1.052	1.052
**D	FOREST FOUNDATION	0	195.037	195.037
**D	DYNAMIC EQUITY GLOBAL EQUITY MANAGERS PORTFOLIOS SERIES	0	298.778	298.778
**D	SAN DIEGO COUNTY EMPLOYEES RETIREMENT ASSOCIATION	0	335.870	335.870
**D	CF DV INTERNATIONAL STOCK INDEX FUND	0	4.718	4.718
**D	BNY MELLON FOUNDATION BY CHARLES WARD SEABURY AND LOUISE LOVETT SEABURY	0	485.729	485.729
**D	LLOYD'S REGISTER FOUNDATION	0	97.645	97.645
**D	UPMC BMO FCP	0	396.125	396.125
**D	THE PRUDENTIAL SERIES FUND NATURAL RESOURCES PORTFOLIO	0	908.142	908.142
**D	1895 FONDS FGR	0	1.967	1.967
**D	PACIFIC FUNDS DIVERSIFIED INCOME	0	14.175	14.175
**D	PHILADELPHIA GAS WORKS PENSION PLAN	0	35.483	35.483
**D	ROBECO PORTFOLIO TRUST ROBECO BOSTON PARTNERS INTERNATIONAL EQUITY FUND	0	2.332	2.332
**D	FIRST STATE INVESTMENTS ICVC FIRST STATE DIVERSIFIED GROWTH FUND	0	19.284	19.284
**D	IVY PROSHARES MSCI ACWI INDEX FUND	0	59.108	59.108
**D	BCT POOLED INVESTMENT FUND SERIES SMARTEUROPEAN EQUITY FUND	0	325.542	325.542
**D	BCT POOLED INVESTMENT FUND SERIES DYNAMIC EUROPEAN EQUITY FUND	0	153.785	153.785
**D	UNIVERSITY OF WISCONSIN FOUNDATION	0	48.310	48.310
**D	AUTO CLUB GROUP	0	6.011.478	6.011.478
**D	STICHTING DEPOSITARY APG DEVELOPED MARKETS EQUITY FOOT	0	0	0

SP6

GA

LISTA ESITO DELLE VOTAZIONE
 Oggetto: Determinazione del numero dei componenti il Consiglio di Amministrazione
FAVOREVOLI

Badge	Ragione Sociale	Proprio	Delega	Totale
**D	SAN FRANCISCO CITY AND COUNTY EMPLOYEES RETIREMENT SYSTEM	0	1.032.101	1.032.101
**D	RPL BERNSTEIN NON EQ	0	8.150	8.150
**D	ACADIAN INTERNATIONAL ALL-CAP FUND	0	66.815	66.815
**D	OICF OICL OCICL PZENA	0	604.475	604.475
**D	RWSF CIT EAFE	0	1.251.257	1.251.257
**D	RWSF CIT ACWIEUX	0	997.584	997.584
**D	RWSF CIT ACWI	0	1.601.257	1.601.257
**D	FIDELITY SALEM STREET TRUST FIDELITY SAI INTERNATIONAL INDEX FUND	0	3.217.074	3.217.074
**D	TEXAS UTILITIES QUAL NDT PARTNERSHIP	0	11.941	11.941
**D	RCB AVOIRS OPCVM	0	309.313	309.313
**D	ZVK DEAM SPK	0	220.000	220.000
**D	GLOBAL ATLANTIC GOLDMAN SACHS GLOBAL EQUITY INSIGHTS PORTFOLIO	0	2.651	2.651
**D	GLOBAL ATLANTIC BLACKROCK DISCIPLINED INTERNATIONAL CORE PORTFOLIO	0	28.815	28.815
**D	VERSUS CAPITAL REAL ASSETS FUND LLC	0	423.200	423.200
**D	THE BOSTON COMPANY ASSET MANAGEMENT	0	122.654	122.654
**D	THE SULTANATE OF OMAN MINISTRY OF DEFENCE PENSION FUND	0	293.615	293.615
**D	INVESCO MARKETS II PLC	0	55.584	55.584
**D	MAN GLG EUROPEAN ALPHA INCOME FUND	0	55.000	55.000
**D	WF FAINT STATE STREET GLOBAL SERV	0	147.787	147.787
**D	WF MFS LTD EAFE GLOBAL	0	57.281	57.281
**D	BNYMD AMITY EUROPEAN FUND	0	330.000	330.000
**D	C9W CITW FD PARAMETRIC	0	15.826	15.826
**D	MOTHER CABRINI HEALTH FOUNDATION, INC.	0	258.963	258.963
**D	GEORGETOWN UNIVERSITY	0	158.370	158.370
**D	UTIMCO SP II LLC	0	19.467	19.467
**D	STATE OF WISCONSIN INVESTMENT BOARD	0	42.886	42.886
**D	MONDRIAN EMERGING MARKETS EQUITY TREASURER OF THE STATE OF NORTH CAROLINA EQUITY INVESTMENT FUND POOLED TRUST	0	0	6.208.999
**D	BLACKROCK ACWI USIMI	0	2.593.937	2.593.937
**D	BLACKROCK GLOBAL FUNDS	0	22.839.804	22.839.804
**D	VIRTUS DUFF AND PHELPS GLOBAL INFRASTRUCTURE FUND	0	156.915	156.915
**D	ALICNY BLACKROCK GEL EQUITY	0	39.261	39.261
**D	IOWA PUBLIC EMPLOYEES RETIREMENT SYSTEM	0	1.767.116	1.767.116
**D	IOWA PUBLIC EMPLOYEES RETIREMENT SYSTEM	0	289.289	289.289
**D	NTWA ISIF ILM EUROPEAN EQUITY	0	277.243	277.243
**D	WF AND CO CASH FLN EVERGN INV 1	0	151.371	151.371
**D	WF AND CO CASH FLN MONDN INV PT	0	844.916	844.916
**D	MAN FUNDS PLC	-0	168.500	168.500
**D	PS SP INTL DEVEL MOMENTUM FORT	0	7.398	7.398
**D	PUBLIC SERVICE ENTERPRISE GROUP INC MASTER DEFINED BENEFIT RETIREMENT TRUST	0	1.442.464	1.442.464
**D	AL TRUST H3 FONDS SPK	0	426.363	426.363
**D	AL TRUST FONDS SP 7 SPK	0	828.674	828.674
**D	ATTIVO CAPITAL	0	43.920	43.920

SPK

SPK

LISTA ESITO DELLE VOTAZIONE
 Oggetto: Determinazione del numero dei componenti il Consiglio di Amministrazione
 FAVOREVOLI

Badge	Regione Sociale	Proprio	Delega	Totale
**D	ADVANCED SERIES TRUST - AST FI PYRAMIS QUANTITATIVE PORTFOLIO	0	234.462	234.462
**D	SLI SICAV GBL FOCUSED STRATEGIES FD	0	124.267	124.267
**D	SLI GBL SICAV CON EU EQ IN FD	0	69.230	69.230
**D	SLI GLOBAL ABSOLUTE RET STRATEGIES	0	2.408.043	2.408.043
**D	SLI GLOBAL EQUITIES FUND	0	218.872	218.872
**D	SLI EUROPEAN EQUITY UNCONSTRAINED	0	154.989	154.989
**D	ONFF WILLIAM BLAIR NONUS	0	128.847	128.847
**D	DIocese OF VENICE PENSION PLAN AND TRUST	0	61.516	61.516
**D	UFJF MCM MSCI WORLD FD	0	10.804	10.804
**D	HE INC. MASTER TRUST	0	98.621	98.621
**D	FIRE AND POLICE PENSION ASSOCIATION OF COLORADO	0	342.854	342.854
**D	Rhode ISLAND EMPLOYERS RETIREMENT SYSTEMS POOLED TRUST	0	139.876	139.876
**D	CBSF WILLIAM BLAIR IACC	0	260.547	260.547
**D	CBSF LEIA ARIVO IE	0	391.928	391.928
**D	CBSF LAZARD ILCE	0	28.640	28.640
**D	PUBLIC EMPLOYEE RETIREMENT SYSTEM OF IDAHO	0	1.293.907	1.293.907
**D	PUBLIC EMPLOYEE RETIREMENT SYSTEM OF IDAHO	0	1.430.098	1.430.098
**D	PUBLIC EMPLOYEE RETIREMENT SYSTEM OF IDAHO	0	440.739	440.739
**D	PITTSBURGH THEOLOGICAL SEMINARY OF THE PRESBYTERIAN CHURCH	0	14.326	14.326
**D	RAYTHEON MASTER PENSION TRUST	0	368.949	368.949
**D	RAYTHEON MASTER PENSION TRUST	0	509.300	509.300
**D	RAYTHEON MASTER PENSION TRUST	0	335.646	335.646
**D	CZ ANDELEN SSGA	0	81.472	81.472
**D	PGVF SSGA	0	8.102	8.102
**D	PGEF PG E QUALIFIED PANAGORA EAFE	0	232.085	232.085
**D	PDBF NUVEEN	0	284.823	284.823
**D	DWS INVESTMENT GMBH ON BEHALF OF DEAM FONDS ZDV	0	151.500	151.500
**D	CENTRAL STATES SE AND SW H AND W FUNDS	0	266.400	266.400
**D	CBSF STRATEGIC GBL EAFE	0	45.120	45.120
**D	BNYMTCIL MAN NUMERIC GLOBAL EQ TR	0	3.500	3.500
**D	HGF HGLD PBINF WLGTN CF	0	9.314	9.314
**D	HGF HGLD PBINF WLGTN	0	18.869	18.869
**D	CITY OF NEW YORK DEFERRED COMPENSATION PLAN	0	1.839.357	1.839.357
**D	MOJF MARATHON WELLINGTON	0	44.657	44.657
**D	VANGUARD INTL HIGH DIV YLD INDEX FD	0	1.429.076	1.429.076
**D	NSNF PARA EAFE PI 2	0	43.914	43.914
**D	NSNF PARA EAFE PI 1	0	39.937	39.937
**D	NSNF PARA EAFE MONTI	0	49.788	49.788
**D	MINISTER FOR FINANCE AND IRELAND STRATEGIC INVESTMENT FUND ISIF	0	11.070	11.070
**D	INVECO FUNDS	0	15.304.065	15.304.065
**D	STICHLING BERNAERDER ACHMEA BELEGINGSPOOLS AIM AWW E7AFZ026002	0	1.401.413	1.401.413
**D	ALASKA PERMANENT FUND CORPORATION	0	2.797.490	2.797.490

21

LISTA ESITO DELLE VOTAZIONE
 Oggetto: Determinazione del numero dei componenti il Consiglio di Amministrazione
 FAVOREVOLI

Badge	Regione Sociale	Proprio	Delega	Totale
**D	PUBLIC SCHOOL TEACHERS' PENSION AND RETIREMENT FUND OF CHICAGO	0	8.070	8.070
**D	DUKE ENERGY QUALIFIED NUCLEAR DECOMMISSIONING	0	308.687	308.687
**D	VOYA INTERNATIONAL CORE FUND	0	260.065	260.065
**D	AUTO CLUB INSURANCE ASSOCIATION	0	148.845	148.845
**D	PUBLIC EMPLOYEES RETIREMENT ASSOCIATION OF NEW MEXICO	0	319.620	319.620
**D	STANLEY LSV STANLEY BLACK AND DECKER INC PENSION MASTER TRUST	0	115.700	115.700
**D	SCHOOL EMPLOYEES RETIREMENT SYSTEM OF OHIO	0	366.502	366.502
**D	SCHOOL EMPLOYEES RETIREMENT SYSTEM OF OHIO	0	379.700	379.700
**D	PUBLIC EMPLOYEES RETIREMENT SYSTEM OF MISSISSIPPI	0	806.963	806.963
**D	KENTUCKY RETIREMENT SYSTEMS INSURANCE TRUST FUND	0	106.187	106.187
**D	KENTUCKY RETIREMENT SYSTEMS INSURANCE TRUST FUND	0	482.353	482.353
**D	KENTUCKY RETIREMENT SYSTEMS INSURANCE TRUST FUND	0	321.100	321.100
**D	KENTUCKY RETIREMENT SYSTEMS INSURANCE TRUST FUND	0	259.717	259.717
**D	KENTUCKY RETIREMENT SYSTEMS	0	1.095.982	1.095.982
**D	KENTUCKY RETIREMENT SYSTEMS	0	759.700	759.700
**D	KENTUCKY RETIREMENT SYSTEMS	0	473.908	473.908
**D	INDIANA PUBLIC RETIREMENT SYSTEM	0	743.303	743.303
**D	INDIANA PUBLIC RETIREMENT SYSTEM	0	164.861	164.861
**D	GENERAL MILLS INVESTMENT TRUST	0	116.042	116.042
**D	SDG AND E QUALIFIED NUCLEAR DECOMMISSIONING TRUST PARTNERSHIP	0	92.945	92.945
**D	VOYA MUTLI MANAGER INTERNATIONAL FACTORS FUND	0	308.133	308.133
**D	VERIZON MASTER SAVINGS TRUST	0	53.564	53.564
**D	VEBA PARTNERSHIP N L F	0	166.193	166.193
**D	VEBA PARTNERSHIP N L F	0	407.128	407.128
**D	BELL ATLANTIC MASTER TRUST	0	30.514	30.514
**D	BELL ATLANTIC MASTER TRUST	0	678.480	678.480
**D	BELL ATLANTIC MASTER TRUST	0	628.690	628.690
**D	BELL ATLANTIC MASTER TRUST	0	224.550	224.550
**D	UNITED STATES ARMY NONAPPROPRIATED FUND EMPLOYEE RETIREMENT PLAN TRUST	0	19.421	19.421
**D	EMPLOYEES' RETIREMENT SYSTEM OF THE STATE OF HAWAII	0	908.825	908.825
**D	SOUTH DAKOTA RETIREMENT SYSTEM	0	77.033	77.033
**D	STATE OF SOUTH DAKOTA	0	5.316.665	5.316.665
**D	PENSION RESERVES INVESTMENT TRUST FUND	0	1.128.831	1.128.831
**D	ACADIAN ALL COUNTRY WORLD EX US FUND	0	261.611	261.611
**D	METROPOLITAN EMPLOYEE BENEFIT SYSTEM	0	1.362.371	1.362.371
**D	FLORIDA RETIREMENT SYSTEM	0	1.580.141	1.580.141
**D	BLACKROCK WORLD EX FLORIDA RET SYS	0	134.579	134.579
**D	FLORIDA RETIREMENT SYSTEM	0	59.338	59.338
**D	PENN SERIES DEV INTL INDEX FUND	0	420.371	420.371
**D	FLORIDA RETIREMENT SYSTEM	0	688.000	688.000
**D	EMPLOYEES RETIREMENT SYSTEM OF TEXAS	0	316.516	316.516
**D	BLK COMTS INC INV TST INV PF BNYMTD	0	5.574.342	5.574.342
**D	BNYMTD BLK CONT EUR EQ TRCK FD INV	0	10.560.045	10.560.045
**D	BNYMTD BLK CONTINENTAL EURO INC	0		

SPP

B

LISTA ESITO DELLE VOTAZIONE
 Oggetto: Determinazione del numero dei componenti il Consiglio di Amministrazione
 FAVOREVOLI

Badge	Ragione Sociale	Proprio	Delega	Totale
**D	UPMC BMO PENSION	0	93.547	93.547
**D	UTC EDHEC BLACKROCK UNITED TECHNOLOGIES CORPORATION MASTER RETIREMENT	0	40.301	40.301
**D	TEA BLACKROCK INC INTL	0	1.999.912	1.999.912
**D	NV RBIF ALLNCRBNSTN INTL EQ	0	74.536	74.536
**D	NV PERS SSGA EAFE INDEX PUBLIC EMPLOYERS RETIREMENT SYSTEM OF NEVADA	0	2.546.628	2.546.628
**D	NV PERS MELLON CAPITAL INDEX	0	2.389.210	2.389.210
**D	LOUISIANA STATE ERS TERROR FREE INT	0	1.354	1.354
**D	LOUISIANA STATE ERS MONDRIAN LG CAP	0	13.615	13.615
**D	LOUISIANA STATE ERS MSCI EXUS INDEX	0	10.201	10.201
**D	LOUISIANA STATE ERS MSCI EXUS INDEX	0	539.823	539.823
**D	IVY APOLLO MLT ASSET INC GEI IVY	0	617.700	617.700
**D	ENSIGN PEAK CP LSV INTL LARGE	0	2.567.000	2.567.000
**D	ENSIGN PEAK EAFE LSV ASSET	0	5.484	5.484
**D	PRINCIPAL GLOBAL INVESTORS FUNDS	0	81.476	81.476
**D	UPMC BMO	0	1.476.092	1.476.092
**D	AST INTL VAL LAZARD PD42	0	680.500	680.500
**D	AST ADVANCED STRAT LSV PD15	0	624.400	624.400
**D	AST INTL VALOE LSV PD41	0	346.917	346.917
**D	BLL AQUIL LIFGL03000 FMEN WRT INDFD	0	167.993	167.993
**D	POOL RE I AND G MSCI EQ	0	81.706	81.706
**D	POOL RE JPM REI EQUITY	0	16.015	16.015
**D	AST GS MULTI ASSET PORT LIQ PDHB	0	184.247	184.247
**D	STATE BOARD OF ADMINISTRATION OF FLORIDA	0	2.277.699	2.277.699
**D	IVY GBL EQUITY INC	0	342.460	342.460
**D	SRP AQR	0	1.078.445	1.078.445
**D	IVY VIP GLOBAL EQUITY INCOME	0	423.219	423.219
**D	METROPOLITAN LIFE INSURANCE COMPANY	0	18.720	18.720
**D	IMASCO HOLDINGS GRP INC AND PARTICIPATING AFFILIATES RETIREMENT PLAN	0	39.882	39.882
**D	ENERGY INSURANCE MUTUAL LIMITED	0	26.576	26.576
**D	PRUDENTIAL INVESTMENT PORTFOLIO 2 PRUDENTIAL QMA INTL DEVELOPED MKRTS INDEX FUND	0	60.023	60.023
**D	AL TRUST AKTIEN EUROPA SPK	0	484.117	484.117
**D	UPS GROUP TRUST	0	25.682	25.682
**D	TENNESSEE VALLEY AUTHORITY RETIREMENT SYSTEM	0	8.786	8.786
**D	TENNESSEE VALLEY AUTHORITY RETIREMENT SYSTEM	0	181.381	181.381
**D	TENNESSEE VALLEY AUTHORITY RETIREMENT SYSTEM	0	53.819	53.819
**D	SOUTH CAROLINA RETIREMENT SYSTEMS GROUPTRUST	0	1.515.290	1.515.290
**D	THE STATE OF CONNECTICUT ACTINGTHROUGH ITS TREASURER	0	1.021.326	1.021.326
**D	BOARD OF PENSIONS OF THE EVANGELICAL LUTHERAN CHURCH IN AMERICA	0	183.187	183.187
**D	BOARD OF PENSIONS OF THE EVANGELICAL LUTHERAN CHURCH IN AMERICA	0	1.027.866	1.027.866
**D	BOARD OF PENSIONS OF THE EVANGELICAL LUTHERAN CHURCH IN AMERICA	0	136.236	136.236
**D	ARKANSAS PUBLIC EMPLOYEES RETIREMENT SYSTEM	0	4.079	4.079
**D	SANTA BARBARA COUNTY EMPLOYEESRETIREMENT SYSTEM	0	595.155	595.155
**D	BANK OF KOREA	0	911.020	911.020
**D	THE BANK OF KOREA	0		
**D	BNY MELLON GLOBAL FUNDS PLC	0		

EM

60

LISTA ESITO DELLE VOTAZIONE
 Oggetto: Determinazione del numero dei componenti il Consiglio di Amministrazione
 FAVOREVOLI

Badge	Ragione Sociale	Proprio	Delega	Totale
**D	IWHF LSV ASSET INVESTMENT	0	32.400	32.400
**D	NON US EQUITY MGRS PORT I LAZARD	0	136.873	136.873
**D	PFI INTL EQUITY INDEX FUND	0	664.851	664.851
**D	VIRTUS TOTAL RETURN FUND INC.	0	630.290	630.290
**D	ALLSTATE LIFE INSURANCE COMPANY	0	116.495	116.495
**D	SARAYOGA INTERNATIONAL EQUITY PORTFOLIO	0	20.900	20.900
**D	THE AMERICAN UNIVERSITY IN CAIRO	0	7.542	7.542
**D	VOYA BALANCED PORT INTL VALUE	0	39.255	39.255
**D	VOYA INTERNATIONAL INDEX PORTFOLIO	0	1.366.465	1.366.465
**D	VOYA INFSTRCTR INDUST AND MATRLSFD	0	338.149	338.149
**D	VOYA GLOBAL EQUITY PORTFOLIO	0	97.580	97.580
**D	MINISTERS AND MISSNRES BENEFIT BRD OF AMERICAN BPTST CHURCHES	0	90.716	90.716
**D	PEXF WILLIAM BLAIR CO	0	162.803	162.803
**D	ERIF ATIVO CAPITAL	0	26.690	26.690
**D	CALIFORN ENDOW LAZARD	0	194.080	194.080
**D	VOYA MM INTL EQUITY FUND LAZARD	0	197.837	197.837
**D	RBS. INVESTMENT FUNDS ICVC MANAGED INCOME FUND	0	3.112	3.112
**D	VOYA GLOBAL EQUITY FUND	0	35.798	35.798
**D	DEUTSCHE XTRK MSCI EMU HDG EQ ETF	0	38.756	38.756
**D	AXA MPS FINANCIAL DAC	0	1.600.000	1.600.000
**D	GS ACTIVEBETA EUROPE ETF	0	11.269	11.269
**D	GS ACTIVE BETA INTL EQUITY ETF	0	525.405	525.405
**D	PVC DIVERSIFIED INTERNATIONAL AC	0	275.388	275.388
**D	PFI DIVERSIFIED INTERNATIONAL FUND	0	14.446.341	14.446.341
**D	BNMTCIL LM QS MV EURO EQ GAI FD	0	53.000	53.000
**D	CTJ RE STANLIB GLOBAL EQ ARR USD	0	284.229	284.229
**D	BNYTD CF CANLIFE GLEL INFERA FD	0	54.000	54.000
**D	PGIF EUROPEAN EQUITY FUND BNYMTCIL	0	100.243	100.243
**D	PFI OVERSEAS FD PMC	0	85.749	85.749
**D	PFI INTERNATIONAL FD I ORIGIN	0	549.402	549.402
**D	PFI OVERSEAS FD BHMS	0	192.000	192.000
**D	BNMTCIL LAZARD EUROPEAN EQUITY FUN	0	3.232.159	3.232.159
**D	INVESCO STRATEGIC DEVELOPED EX-US ETF	0	138.417	138.417
**D	INTERNATIONALE KAPITALANLANGESELLS CHAFT MBH	0	228.943	228.943
**D	KAPITALANLAGESELLSCHAFT MBH	0	55.248	55.248
**D	MAFFRE MSV LIFE PLC	0	423.304	423.304
**D	VY TEMPLETON FOREIGN EQUITY	0	674.429	674.429
**D	VOYA INTERNATIONAL HIGH DIVIDEND EQUITY INCOME FUND	0	169.730	169.730
**D	VOYA GLOBAL EQUITY DIVIDEND AND PREMIUM OPPORTUNITY FUND	0	18.427	18.427
**D	VOYA GLOBAL ADVANTAGE AND PREMIUM OPPORTUNITY FUND	0	95.496	95.496
**D	VOYA GLOBAL EQUITY DIVIDEND FUND	0	30.998	30.998
**D	INVESCO S AND P EUROPE 350 EQUAL WEIGHT INDEX ETF	0	8.062	8.062
**D		0	1.322	1.322

EPA

601

LISTA ESITO DELLE VOTAZIONE
 Oggetto: Determinazione del numero dei componenti il Consiglio di Amministrazione
 FAVOREVOLI

Badge	Ragione Sociale	Proprio	Delega	Totale
**D	IQ 50 PERCENT HEDGED FTSE EURO ETF	0	7.784	7.784
**D	IQ 50 PERCENT HEDGED FTSE INTL ETF	0	154.495	154.495
**D	ALLSTATE INSURANCE CO BLACKROCK	0	245.092	245.092
**D	GREATLINK SUPREME ACADIAN	0	13.051	13.051
**D	LUX NYKREDIT GLOBAL EQUITIES	0	563.819	563.819
**D	CEP DEP IP GLOBAL EX UK ENHAN IND	0	31.555	31.555
**D	CEP DEP IP EUROPEAN EQUITY	0	3.018.432	3.018.432
**D	NKE 31004 INV NM INVEST EUROPA AKK	0	655.330	655.330
**D	NYKREDIT INVEST GLOBALE AKTIER SRI	0	477.778	477.778
**D	NYKREDIT INVEST TAKTISK ALLOKERING	0	125.761	125.761
**D	NKB INVEST GLOBALE AKTIER BASIS	0	41.213	41.213
**D	CEP DEP IP EUROPEAN HIGH INCOME	0	34.608	34.608
**D	CEP DEP IP EUROPEAN EQTY INCOME	0	1.667.588	1.667.588
**D	PUBLIC EMPLOYEES RETIREMENT SYSTEM OF MISSISSIPPI	0	1.119.031	1.119.031
**D	POWERSHARES S AND P GLOBAL EX CANADA HIGH DIVIDEND LOW VOLATILITY INDEX ETF	0	13.177	13.177
**D	NATIONAL ELEVATOR INDUSTRY HEALTH BENEFIT PLAN	0	111.100	111.100
**D	DVFF AND PHELPS GLOBAL UTILITY INCOME FUND INC	0	3.013.959	3.013.959
**D	EMPLOYEES RETIREMENT TRUST OF BANK OF MONTREAL HARRIS	0	143.139	143.139
**D	HRCD RPMT HAP RHUMBLINE EAFE	0	4.038	4.038
**D	NATWEST OEP SPF EUROPE EQ SSGA	0	138.954	138.954
**D	PS FTSE LO BT EQ WT PORT	0	2.560	2.560
**D	FLORIDA RETIREMENT SYSTEM	0	2.466.383	2.466.383
**D	FLORIDA RETIREMENT SYSTEM	0	3.131.733	3.131.733
**D	HRCD RPMT HAP LAZARD ASSET MGMT	0	36.535	36.535
**D	AOHIT HAI RHUMBLINE EAFE THE ARCHDIOCESE OF HARTFORD INVESTMENT TRUST	0	4.611	4.611
**D	AOHIT HAI LAZARD ASSET MGT THE ARCHDIOCESE OF HARTFORD INVESTMENT TRUST	0	45.723	45.723
**D	ING PARAFJFONDS 1 N.V.	0	655.749	655.749
**D	NN PPLNV NN PREMIUM DIVIDEND FUND	0	348.064	348.064
**D	ACADIAN INTERNATIONAL EQUITY FUND LLC	0	103.514	103.514
**D	ACADIAN NON US ALL CAP EQUITY FUND USD HEDGED LLC	0	368.773	368.773
**D	BOK KIC GAEQ16	0	1	1
**D	BOK KIC GPEQ0	0	100.679	100.679
**D	THE GOVERNMENT EMPLOYEES PENSION FUND CBPF	0	312.557	312.557
**D	BOK MCM DM PEQ	0	1	1
**D	GOLDMAN SACHS GMS ERISA GROUP TRUST	0	111.300	111.300
**D	NONUS EQUITY MGRSPORT 1 ACADIANAN	0	42.027	42.027
**D	SPRUCEGROVE NONUS EQUITY LLC/LC	0	70.964	70.964
**D	AST PRU GRWTH ALL PFE OMA EAFE PDFF	0	292.154	292.154
**D	ACADIAN ALL COUNTRY WORLD MANAGED VOLATILITY EQUITY FUND LLC	0	68.963	68.963
**D	56053 IP GLOBAL EQUITIES I	0	456.411	456.411
**D	WILM MULTI MGR FD JO HAMERO	0	238.500	238.500
**D	WILMINGTON MULTI MANAGER INTERNATIONAL FUND	0	101.489	101.489
**D	CEP DEP IP GLOBAL TARGETED RE FUND	0	1.114.712	1.114.712

EM

602

LISTA ESITO DELLE VOTAZIONE

Oggetto: Determinazione del numero dei componenti il Consiglio di Amministrazione

FAVOREVOLI

Badge	Ragione Sociale	Proprio	Delega	Totale
**D	IVY PZENA INTERNATIONAL VALUE FUND	0	433.574	433.574
**D	PS FTSE RAFI DEVEL MBR EX US PORT	0	784.659	784.659
**D	POWERSHARES GLOBAL FUNDS IRELAND PLC	0	13.840	13.840
**D	PS FTSE RAFI EU UCITS ETF ENYMTCIL	0	7.877	7.877
**D	AST FI PYRAMIS QUANT AA IE SC PDGJ	0	971.662	971.662
**D	AST FI PYRAMIS QUANT AA GLB EQ PDGH	0	109.843	109.843
**D	PRU JEN GL INFRASTRUCTURE FUND PDLF	0	172.480	172.480
**D	AST JENNISON GLOBAL INFRASTR PDNN	0	65.602	65.602
**D	AST JPM GL THEM PORT 2 INT EME PDNB	0	213.020	213.020
**D	AST BLKRRK GLEL STR INT SAE PDCC	0	13.515	13.515
**D	THE PRUDENTIAL SERIES FUND GLOBAL PORTFOLIO	0	280.300	280.300
**D	PSF FLEXIBLE MANAGED PORTF QMA	0	98.012	98.012
**D	PSF CONSERVATIVE BAL PORTF QMA	0	61.737	61.737
**D	PRU SECTOR FDS INC PRU UTILITY FD	0	11.780.717	11.780.717
**D	PRU QMA WRLD ED INC PRU INT EQTY	0	251.466	251.466
**D	PRUDENTIAL INVESTMENT PORTFOLIOS INC PRUDENTIAL BALANCED FUND	0	106.587	106.587
**D	FT NASDAQ SMART GRID INDEX FUND	0	37.631	37.631
**D	FT ISE GLOBAL WIND ENERGY INDEX FND	0	277.120	277.120
**D	BNYMTCIL GIG EUROPEAN EQ ALTER TRAD	0	305.843	305.843
**D	STICHTING BEDRIJFTAKPENSIOENFONDS VOOR DEZOEITWARENINDUSTRIE	0	326.173	326.173
**D	GREAT-WEST INTERNATIONAL INDEX FUND	0	582.285	582.285
**D	AST RCM WORLD TRENDS PORT PDBF	0	1.032.953	1.032.953
**D	ADVANCED SERIES TRUST-AST PRUDENTIAL GROWTH ALLOCATION PORTFOLIO	0	936.755	936.755
**D	STATE OF WISCONSIN INVESTMENT BOARD	0	380.758	380.758
**D	STATE OF WISCONSIN INVESTMENT BOARD	0	2.769.424	2.769.424
**D	STATE OF WISCONSIN INVESTMENT BOARD	0	1.831.025	1.831.025
**D	STATE OF WISCONSIN INVESTMENT BOARD	0	400.704	400.704
**D	THE BANK OF KOREA	0	7.299	7.299
**D	THE BANK OF KOREA	0	2	2
**D	ACADIAN GLOBAL MANAGED VOLATILITY EQUITY FUND LLC	0	583.627	583.627
**D	BOK KIC GREEQ 0	0	26.203	26.203
**D	THE STATE OF CONNECTICUT	0	61.260	61.260
**D	EMPLOYEES RETIREMENT SYSTEM OF TEXAS	0	89.100	89.100
**D	DEUTSCHE XTRKS MSCI ALL WORLD HDG	0	894.647	894.647
**D	CP3F LAZARD	0	41.834	41.834
**D	CANDLES PROVIDENT PENSION FUND	0	232.717	232.717
**D	NKB SI MOMENTUM AKTIER	0	3.449	3.449
**D	NKB SI MOMENTUM AKTIER AKK	0	111.362	111.362
**D	NKB SII DOW JONES SWI	0	9.669	9.669
**D	NKB SII EUROPE VALUE	0	182.479	182.479
**D	IQ CANDRIAM ESG INTERNATIONAL EQUITY ETF	0	278.980	278.980
**D	MARION BRADLEY PARTITION TRUST	0	40.678	40.678
**D		0	65.376	65.376

GA

603

LISTA ESITO DELLE VOTAZIONE
 Oggetto: Determinazione del numero dei componenti il Consiglio di Amministrazione
 FAVOREVOLI

Badge	Ragione Sociale	Proprio	Delega	Totale
**D	STICHTING BEDRIJFSPENSIOENFONDS	0	576.360	576.360
**D	KAPITALFORENINGEN INVESTIN PRO	0	13.062	13.062
**D	POWERSHARES S AND P INTERNATIONAL DEVELOPED HIGH DIVIDEND LOW VOLATILITY PORTFOLIO	0	16.765	16.765
**D	PNC GBL OMNIBUS CUSTODY	0	11.676	11.676
**D	AZL NEJ INTERNATIONAL VALUE FUND	0	60.616	60.616
**D	SPARTAN INTL INDEX	0	15.689.762	15.689.762
**D	TTPF PANAGORA DYN INTL EQ	0	5.836	5.836
**D	ADZF TSFC LAZARD	0	93.860	93.860
**D	ADIF APP LSV IE	0	99.900	99.900
**D	TXMF LAZARD	0	649.257	649.257
**D	STICHTING PENSIOENFONDS VAN DE ABN	0	715.382	715.382
**D	BELLSOUTH CORP REA VEBB TRUST	0	117.543	117.543
**D	ARCHDIOCESE OF NEW YORK MASTER TRUST	0	102.431	102.431
**D	SHELL PENSION TRUST	0	167.133	167.133
**D	SHELL PENSION TRUST	0	251.251	251.251
**D	MNVE SSGA INTL EQUITY	0	40.251	40.251
**D	LFIE LSV ASSET MGMT	0	199.200	199.200
**D	DREYFUS INDEX FUNDS INC DREYFUS INTERNATIONAL STOCK INDEX FUND	0	325.681	325.681
**D	DREYFUS INTERNATIONAL EQUITY FUND	0	1.179.138	1.179.138
**D	ECBSEG	0	371.490	371.490
**D	WHFF WCTC PZENA	0	83.716	83.716
**D	CITY OF MEMPHIS RETIREMENT SYSTEM	0	78.344	78.344
**D	LOUISIANA SHERIFFS ARROWSTREET	0	119.204	119.204
**D	EMPLOYEES RETIREMENT SYSTEM OF TEXAS	0	1.209.000	1.209.000
**D	LAZARD GLOBAL EQUITY INC FD ONSHORE	0	185.576	185.576
**D	LAZARD EUROPEAN ALPHA FUND	0	312.741	312.741
**D	PZENA INVESTMENT MGT	0	468.363	468.363
**D	PFI SYSTEMATEX INTERNATIONAL FD PGI	0	305.879	305.879
**D	APL RB EQ DEV MIRA	0	95.834	95.834
**D	BLL AQUILA LIFE FTSE RAFI DEVELOPED	0	1.131.329	1.131.329
**D	BLL AQUILA LIFE MSCI WORLD FUND	0	1.619.769	1.619.769
**D	BLL AQUILA LIFE OSEAS EQUITY FUND	0	6.846	6.846
**D	THE CPEC FUND FOR INTERNATIONAL DEVELOPMENT	0	367	367
**D	BR GLOBAL OPP FORT EQUITY SLEEVE	0	408.894	408.894
**D	BLL ASCENT LIFE EUROPEAN	0	125.297	125.297
**D	AST ACADEM STRAT AAJENNISON PD07	0	748.290	748.290
**D	TEACHERS' RETIREMENT SYSTEM OF LOUISIANA	0	129.239	129.239
**D	TEACHERS' RETIREMENT SYSTEM OF LOUISIANA	0	1	1
**D	SEMPRA ENERGY PENSION MASTER TRUST	0	233.197	233.197
**D	SEATTLE CITY EMPLOYEES RETIREMENT SYSTEM	0	78.870	78.870
**D	PSGF STATE STREET INTL EQ	0	622.873	622.873
**D	AST JPM SO CAPITAL PRESERV PD4G	0	85.769	85.769
**D	AST JPM SO EAFE OPP PD4D	0	53.412	53.412

664

Azionisti in delega:  4166

664

LISTA ESITO DELLE VOTAZIONE
 Oggetto: Determinazione del numero dei componenti il Consiglio di Amministrazione
 FAVOREVOLI

Badge	Ragione Sociale	Proprio	Delega	Totale
**D	BLL AQUILA LIFE EUROPEAN EQUITY	0	5.204.967	5.204.967
**D	AIF 21104 LFI AKT EUROPA II	0	67.736	67.736
**D	INVESTERINGSFORENINGEN LAEGERNES INVEST,	0	39.674	39.674
**D	AF81 LABOR SELECT INTL EQ	0	1.163.177	1.163.177
**D	DEUTSCHE XTRKS MSCI EURO CCYHDG	0	495.672	495.672
**D	ARC RB EQ DEV KAITOS	0	28.623	28.623
**D	POWERSHARES PUREBETA FTSE DEVELOPED EX NORTHAMERICA PORTFOLIO	0	1.194	1.194
**D	RTC EMULATION	0	72.854	72.854
**D	SCEF MONDRIAN	0	321.408	321.408
**D	SAEF SCE PANAGORA QUAL	0	188.961	188.961
**D	DBX FTSE DEV EX US COMP FACTOR	0	8.531	8.531
**D	AEM AMRO RF US RAFI 1000	0	615.196	615.196
**D	ASV RB EQ DEV MENKAR	0	61.704	61.704
**D	PGTF DR NON US EQUITY GT	0	19.212	19.212
**D	MCKINLEYCAPINTLGROWT	0	155.500	155.500
**D	DEUTSCHE XTRKS MSCI EAFE CCYHDG	0	2.471.920	2.471.920
**D	TGWF PANAGORA INTL EQ	0	17.715	17.715
**D	FARMERS GROUP INC EMPLOYEES PENSION PLAN TRUST	0	334.780	334.780
**D	FARMERS GROUP INC 401 K SAVINGS PLAN	0	484.463	484.463
**D	ROWF GT ACWI EX US	0	2.605.885	2.605.885
**D	SBSA GEPF BLACKROCK EQUITY	0	809.731	809.731
**D	BOA PENSION PLAN MONDRIAN	0	1.304.006	1.304.006
**D	ALASKA PERMANENT FUND CORPORATION	0	1.150.133	1.150.133
**D	ALASKA PERMANENT FUND CORPORATION	0	928.534	928.534
**D	3M BRIP RAFI EAFE	0	380.124	380.124
**D	AP7 EQUITY FUND	0	9.476.085	9.476.085
**D	SISTERS OF CHARITY OF LEAVENWORTH HEALTH SYSTEM MASTER TRUST	0	93.385	93.385
**D	MSV JP MORGAN	0	312.609	312.609
**D	NEPF LSV ASSET MGMT	0	567.200	567.200
**D	NATIONAL ELEVATOR INDUSTRY PENSION PLAN	0	286.900	286.900
**D	CYBF ATTVO CAPITAL.MGMT	0	48.820	48.820
**D	CYBF LSV ASSET MGMT	0	208.600	208.600
**D	LEPF LAZARD	0	125.499	125.499
**D	RZSF3002 NON US EQ MONDRIAN	0	598.464	598.464
**D	RZSF3001 NON US GE W BLAIR	0	216.592	216.592
**D	ATFF LAZARD	0	259.100	259.100
**D	ADEPT INVESTMENT MANAGEMENT PLC	0	982.876	982.876
**D	INVESCO PERPETUAL GLOBAL TARGETED INCOME FUND	0	14.813	14.813
**D	CEP DEP IP EURO EX UK ENB IND FD	0	13.340	13.340
**D	SRICHTING BEDRIJFSTAKPENSIOENFONDS VOOR DEZOEETWARENINDUSTRIE EUROPAMEG	0	428.092	428.092
**D	VIRGINIA RETIREMENT SYSTEM	0	188.000	188.000
**D	VIRGINIA RETIREMENT SYSTEM	0	189.383	189.383
**D	VIRGINIA RETIREMENT SYSTEM	0	2.422.000	2.422.000

504

605

LISTA ESITO DELLE VOTAZIONE
 Oggetto: Determinazione del numero dei componenti il Consiglio di Amministrazione
 FAVOREVOLI

Badge	Ragione Sociale	Proprio	Delega	Totale
**D	VIRGINIA RETIREMENT SYSTEM	0	1.588.338	1.588.338
**D	PMPT-INKA-FONDS	0	503.941	503.941
**D	THE ROMAN CATHOLIC ARCHBISHOP OF LOS ANGELES	0	243.395	243.395
**D	PLUMBERS AND PIPEFITTERS NATIONAL PENSION PLAN	0	282.760	282.760
**D	FLUMBERS AND PIPEFITTERS NATIONAL PENSION PLAN	0	282.760	282.760
**D	AIC CAMBIAR INTERNATIONAL EQUITY FUND	0	3.489.000	3.489.000
**D	LAWRENCE LIVERMORE NATIONAL SECURITY LLC AND LOS ALAMOS NATIONAL SECURITY LLC DEFINED BENEFIT PLAN GROUP TRUST	128.737	0	128.737
**D	LANS LLC AND LANS LLC DEFINED BENEFIT PLAN GROUP TRUST	0	558.725	558.725
**D	DB2F LSV ASSET MGMT	0	82.300	82.300
**D	MSV LIFE PLC	0	78.720	78.720
**D	VANGUARD GLOBAL DIVIDEND FUND	0	1.698	1.698
**D	EL2F EL2 LSV	0	33.900	33.900
**D	COUNTY EMPLOYEES ANNUITY AND BENEFIT FUND OF COOK COUNTY	0	70.240	70.240
**D	COUNTY EMPLOYEES ANNUITY AND BENEFIT FUND OF COOK COUNTY	0	295.170	295.170
**D	COUNTY EMPLOYEES ANNUITY AND BENEFIT FUND OF COOK COUNTY	0	446.083	446.083
**D	COUNTY EMPLOYEES ANNUITY AND BENEFIT FUND OF COOK COUNTY	0	800.889	800.889
**D	COUNTY EMPLOYEES ANNUITY AND BENEFIT FUND OF COOK COUNTY	0	136.046	136.046
**D	CASEY FP ARROWSTREET	0	6.523	6.523
**D	UNITED CHURCH FUNDS OMA BFF	0	144.500	144.500
**D	UNITED CHURCH FUNDS LSV ASSET MGMT	0	56.056	56.056
**D	QSBF PANAGORA	0	50.448	50.448
**D	BNVTCIL FT EURO ALPHADEX UCITS ETF	0	1.491.342	1.491.342
**D	BNY MELLON INTERNATIONAL FUND	0	6.647	6.647
**D	DEUTSCHE XTRK MSCI STH EUR HDG ETF	0	130.022	130.022
**D	LRPF WILLIAM BLAIR	0	3.871	3.871
**D	COLUMBIA SUSTAINABLE INTL EQ ETF	0	406.300	406.300
**D	JDRF LSV NON US LONG	0	53.869	53.869
**D	YN8 COP TREAS PWP RHUMBLINE MSCI	0	776.625	776.625
**D	AB FOODS ARTEMIS	0	1.032.568	1.032.568
**D	CPA COP PSERS PSERS ACWI X US INDEX	0	73.676	73.676
**D	AON HEWITT COLLECTIVE INVESTMENT TRUST	0	747.029	747.029
**D	INTERNATIONALE KAPITALANLAGEGESELLSCHAFT MBH ACTING FOR ACCOUNT OF INKA PBEAKK	0	29.360	29.360
**D	AURION GLOBAL EQUITY FUND	0	868.935	868.935
**D	AZL INTERNATIONAL INDEX FUND	0	10.033.571	10.033.571
**D	BGF NEW ENERGY FD NAT RES	0	1.731.023	1.731.023
**D	BGF EUROPEAN VALVE FD	0	4.033.859	4.033.859
**D	BGF EURO MKTS FD EURO EQUITY FF	0	11.437	11.437
**D	BOK KIC AAEQ 3	0	527.500	527.500
**D	AON HEWITT GROUP TRUST	0	18.840	18.840
**D	WF KNIGHTS OF COLUMBUS MAST TR SSGA	0	90.911	90.911
**D	HECF NJF INVEST GRP	0	9.959	9.959
**D	HAWAIIAN ELECTRIC INDUSTRIES INC MASTER VESA TRUST	0	177.141	177.141
**D	MI FONDS K12 SPK	0	86.837	86.837
**D	MI FONDS K11 SPK	0	0	0

EM

606

LISTA ESITO DELLE VOTAZIONE
 Oggetto: Determinazione del numero dei componenti il Consiglio di Amministrazione FAVOREVOLI

Badge	Regione Sociale	Proprio	Delega	Totale
**D	MI FONDS K10 SPK	0	448.366	448.366
**D	ARBEJDSMARKEDETS TILLAGSPENSION	0	1.538.145	1.538.145
**D	AMUNDI SGR SPA / AMUNDI RISPARMIO ITALIA	0	1.387.458	1.387.458
**D	AMUNDI SGR SPA/AMUNDI SVILUPPO ITALIA	0	1.372.000	1.372.000
**D	AMUNDI SGR SPA	0	1.745.542	1.745.542
**D	AMUNDI SGR SPA / OBBLIGAZIONARIO PIU' A DIS TRIBUZIONE	0	149.195	149.195
**D	AMUNDI SGR SPA / AZIONARIO VALORE EUROPA A DISTRIBUZIONE	0	350.097	350.097
**D	AMUNDI SGR SPA / AZIONARIO EUROPA	0	482.416	482.416
**D	AMUNDI SGR SPA / AZIONARIO EUROPA	0	138.515	138.515
**D	SEI GLOBAL INVESTMENT FUND PLC	0	58.458	58.458
**D	AMJ GLOBAL BALANCED FUND 2017	0	9.702	9.702
**D	BLACKROCK GA ENHANCED EQUITY F	0	268.243	268.243
**D	SEI GLOBAL MASTER FUND PLC - T	0	13.760	13.760
**D	AB CAP FUND INC AB FLEXEE	0	205.700	205.700
**D	LSV FUNDS PLC	0	44.910	44.910
**D	AB SICAV I - ALTERNATIVE RISK	0	5.580	5.580
**D	AB SICAV I ALL MARKET TOTAL	0	2.710	2.710
**D	AFFINITY WORLD LEADERS EQUITY	0	508.177	508.177
**D	AB SICAV I ALL MARKET INCOME	0	9.191.336	9.191.336
**D	AB SICAV I - EUROZONE EQUITY F	0	430.000	430.000
**D	E.T.H.I.C.A	0	2.154.461	2.154.461
**D	AB SICAV I - EUROPEAN EQUITY F	0	4.329	4.329
**D	WELLS FARGO (LUX) WORLDWIDE FU	0	9.908	9.908
**D	PGIM ETF TRUST - PGIM QMA STRA	0	285.740	285.740
**D	AB SICAV I - LOW VOLATILITY T	0	58.482	58.482
**D	INTER EXPANSION	0	12.741.117	12.741.117
**D	BRIDGE BUILDER INTERNATIONAL	0	194.256	194.256
**D	FONDS PALLADIO	0	142.741	142.741
**D	AGF FCR ACTIONS	0	888.853	888.853
**D	AIM EQUITY EMU 1	0	106.452	106.452
**D	AZ AIR FRANCE POCHE ACT EUR	0	85.443	85.443
**D	ALLIANZ CAVAMAC ACTIONS	0	807.898	807.898
**D	LYXOR EURC STOXX 300 DR	0	400.000	400.000
**D	ALLIANZ HOSPITALIERS EURO	0	400.000	400.000
**D	ALLIANZ HOSEI VAL DURABLES	0	1.899.621	1.899.621
**D	LYXOR STOXX EUROPE 600 (DR	0	119.570	119.570
**D	TOUCHSTONE FUNDS GROUP	0	9.421	9.421
**D	LYX FTSE EUR MIN VAR UC ETF	0	927.636	927.636
**D	MAAF ASSURANCES SA	0	12.760	12.760
**D	PROTEC BT	0	214.357	214.357
**D	MOOREA FUND - SELECTION EUR	0	229.088	229.088
**D	ALLIANZ VIE-HENAFF HERVE	0	144.034	144.034
**D	MUL - LYXOR ITALIA EQUITY PIR	0	93.094	93.094
**D	LA BANQUE POSTALE ASSET MANAGE	0		

EP

OX

LISTA ESITO DELLE VOTAZIONI
 Oggetto: Determinazione del numero dei componenti il Consiglio di Amministrazione
 FAVOREVOLI

Badge	Ragione Sociale	Proprio	Delega	Totale
**D	LIF - LYXOR MSCI EMU VALUE DR	0	363.785	363.785
**D	ALLIANZ VIE ACS ACTIONS-HENAFF	0	377.630	377.630
**D	LYXOR INDEX FUND -LYXOR GLOB.F	0	14.838	14.838
**D	LYXOR CORE MSCI EMU DR UCITS	0	394.792	394.792
**D	LYXOR CORE MSCI WORLD (DR) UCI	0	115.765	115.765
**D	AZ. VIE PFON RETRAITE ACTION-HE	0	289.633	289.633
**D	NESTLE FRANCE EQUILIBRE	0	87.148	87.148
**D	SG DIVERSIFIE ISR	0	263.890	263.890
**D	SG ACTIONS INTERNATIONALES	0	338.506	338.506
**D	HALEVI A3	0	500.165	500.165
**D	FCPE MACIF CROISSANCE DURABLE	0	160.650	160.650
**D	MRAF CROISSANCE DURABLE	0	334.795	334.795
**D	MONCEAU EUROPE VALUE	0	496.657	496.657
**D	CIPAV METROPOLE DIVERSIFIE	0	471.588	471.588
**D	MONCEAU ETHIQUE	0	188.075	188.075
**D	SMITH GROUP GLOBAL LARGE CAP	0	21.100	21.100
**D	TRUST AND CUSTODY SERVICES BAN	0	4.400	4.400
**D	AB SICAV I - EUROPE (EX UK) EQ	0	9.990	9.990
**D	BLACKROCK EUROFUND	0	231.696	231.696
**D	BLACKROCK GLOBAL ALLOCATION FU	0	19.002.184	19.002.184
**D	BLACKROCK GLOBAL SMALLCAP FUND	0	3.367	3.367
**D	LYXOR MSCI EUROPE CLIMATE	0	1.340	1.340
**D	BLACKROCK GLOBAL ALLOCATION PO	0	149.367	149.367
**D	LYXOR MSCI WORLD CLIMATECHANGE	0	792	792
**D	BLACKROCK GLOBAL ALLOCATION VI	0	6.545.841	6.545.841
**D	LYXOR EURO STOXX 50 (DR)	0	265.945	265.945
**D	ACBERNSTEIN	0	991.010	991.010
**D	UF 6 A ACT	0	175.000	175.000
**D	TRUST CUSTODY SERVICES BANK, L	0	200.000	200.000
**D	ASI - PROGETTO SVILUPPO GLO	0	145.912	145.912
**D	CASSETTE DIVERSIFIE	0	307.557	307.557
**D	AM SOL IT-PROGETTO SVILUPPO GL	0	25.535	25.535
**D	SOGECAP AP LOW CARBON	0	136.737	136.737
**D	BROWN BROTHERS HARRIMAN TRUSTE	0	1.798.805	1.798.805
**D	SILVER INVESCO EURO EQUITY	0	294.174	294.174
**D	AMUNDI S.F.-EURO EQ MARKET PLUS	0	158.286	158.286
**D	SG ACTIONS EUROPE MULTIGESTION	0	31.829	31.829
**D	DIVERSIFIE ACTIONS 50-65 DU CD	0	49.633	49.633
**D	AM SOL IT-PROGETTO CED 04 2024	0	23.492	23.492
**D	OFI MARKET NEUTRAL EQUITY	0	1.524.607	1.524.607
**D	PIONEER INVESTMENTS TOTAL RETU	0	36.596	36.596
**D	AMUNDI SOLUZ IT-PROG CED 05 20	0	58.461	58.461
**D	MACIF CROISSANCE DURABLE ET SO	0	295.445	295.445

EM

008

LISTA ESITO DELLE VOTAZIONE
 Oggetto: Determinazione del numero dei componenti il Consiglio di Amministrazione
 FAVOREVOLI

Badge	Ragione Sociale	Proprio	Delega	Totale
**D	TRUST AND CUSTODY SERVICES BAN	0	117.211	117.211
**D	AMUNDI SOLUZ IT-PROG CED 06 20	0	38.887	38.887
**D	AMUNDI SOLUZ IT-PROG CED 08 20	0	47.350	47.350
**D	THE NOMURA TRUST AND BANKING C	0	78.622	78.622
**D	AMUNDI SOLUZ IT-PROG CED 09 20	0	42.711	42.711
**D	AMUNDI SF-DIVERS TARG IN 11 21	0	4.971	4.971
**D	AMUNDI SOLUZ IT-PROG CED 12 20	0	19.137	19.137
**D	SG ACTIONS EUROPE	0	176.681	176.681
**D	SG ACTIONS EUROPE LARGE CAP	0	37.958	37.958
**D	AMUNDI SOLUZ IT-PROG CED 11 20	0	33.892	33.892
**D	LYXOR MSCI EUROPE UCITS ETF	0	1.456.404	1.456.404
**D	ACBERNSTEIN-DYNAMIC DIVERSIFI	0	5.102	5.102
**D	LYX EUR STOXX 50 (DR) U E	0	7.176.699	7.176.699
**D	AMUNDI SOLUZ IT-PROG CED 02 21	0	16.585	16.585
**D	LYXOR INDEX FUND EURO	0	16.242	16.242
**D	AMUNDI SOLUZ IT-PROG CED 03 21	0	21.341	21.341
**D	AMUNDI SOLUZ IT-PROG CED 06 21	0	122.518	122.518
**D	NUVEEN GLOBAL INVESTORS FUND P	0	95.900	95.900
**D	2) NUMERIC INVESTORS LLC	0	21.062	21.062
**D	AMUNDI SOLUZ IT-PROG CED 05 21	0	151.369	151.369
**D	GLOBAL HIGH INCOME EQUITY FUND	0	433.168	433.168
**D	ETOILE ACTIONS RENDEMENT	0	108.415	108.415
**D	ETOILE ENERGIE EUROPE	0	85.414	85.414
**D	ANTARIUS ROTATION SECTORIELLE	0	16.537	16.537
**D	AMUNDI SOLUZ IT-PROG CED 06 21	0	1.394.000	1.394.000
**D	SEI GLOBAL MASTER FUND PLC STY	0	49.938	49.938
**D	INVESCO ASSET MANAGEMENT LIMIT	0	7.340.755	7.340.755
**D	ACBERNSTEIN FCP	0	9.674	9.674
**D	AMUNDI SOLUZ IT-PROG CED 08 21	0	159.706	159.706
**D	EMG EUROPE LAZARD AM	0	195.488	195.488
**D	ETOILE ACTIONS INTERNATIONALES	0	15.076	15.076
**D	AMUNDI SOLUZ IT-PROG CED 09 21	0	2.028.836	2.028.836
**D	OFI AM	0	44.470	44.470
**D	SEI INVESTMENTS (EUROPE) LIMIT	0	15.742	15.742
**D	AMUNDI SF-DIV TGT INC 11 2022	0	329.320	329.320
**D	CHERRY TREE FUND OF AMERICAN I	0	13.490	13.490
**D	AMUNDI SF-DIV TGT INC 11 2021	0	38.262	38.262
**D	SEI GLOBAL INVESTMENTS FUND FL	0	11.181	11.181
**D	AMUNDI SOLUZ IT-PROG CED 12 21	0	1.702.324	1.702.324
**D	TST TOUCHSTONE SUSTAINABILITY	0	26.714	26.714
**D	AMUNDI SOLUZ IT-PROG CED 02 22	0	905.270	905.270
**D	AB CAP FUND, INC.- AB INTERNAT	0	20.985	20.985
**D	AMUNDI SOLUZ IT-PROG CED 03 22	0	11.832	11.832
**D	AMUNDI SOLUZ IT-PROG CED 04 22	0		

GM

60P

LISTA ESITO DELLE VOTAZIONI
 Oggetto: Determinazione del numero dei componenti il Consiglio di Amministrazione
 FAVOREVOLI

Badge	Ragione Sociale	Proprio	Delega	Totale
**D	SEI GLOBAL MASTER FUND PLC- ITH	0	112.983	112.983
**D	AMUNDI SOLUZ IT-PROG CED 06 22	0	13.096	13.096
**D	ALLIANCEBERNSTEIN FUND DYNAMIC	0	30.778	30.778
**D	AMUNDI SOLUZ IT-PROG CED 05 22	0	13.242	13.242
**D	AMUNDI SOLUZ IT-PROG CED 10 22	0	13.773	13.773
**D	AM SOL IT- PROG CED 12 2022	0	19.495	19.495
**D	ASI-PROGETTO CEDOLA 04 2023	0	28.903	28.903
**D	AM SOL IT-PROG CED 05 2023	0	29.882	29.882
**D	AM SOL IT-PROG CED 06 2023	0	24.547	24.547
**D	AM SOL IT-PROG CED 07 2023	0	22.002	22.002
**D	ASI-PROGETTO CEDOLA 07 2023	0	71.600	71.600
**D	NUMERIC EUROPEAN EQUITY FUND A	0	28.514	28.514
**D	ASI-PROGETTO CEDOLA 09 2023	0	28.792	28.792
**D	ASI-PROGETTO CEDOLA 10 2023	0	205.086	205.086
**D	KOKUSAI EQUITY INDEX FU	0	26.834	26.834
**D	ASI-PROGETTO CEDOLA 12 2023	0	194.256	194.256
**D	CONSULTING GROUP CAPITAL MARKE	0	17.352	17.352
**D	AMUNDI S.F. - EQ PLAN 60	0	109.100	109.100
**D	CNS GLOBAL LIST INFRASTRUCTUR	0	17.906	17.906
**D	AMUNDI S.F.-ABSOLUTE RET MULTI	0	267.780	267.780
**D	PI INVESTMENT FD-OPTIMISER	0	379.755	379.755
**D	EI IF -EMO EQUITY	0	168.857	168.857
**D	EI IF -EUROPEAN EQUITY	0	32.138	32.138
**D	AMUNDI SOLUZIONI IT-PROG. AZ.	0	25.136	25.136
**D	AMUNDI SOLUZ IT-PROG CED 09 22	0	10.761	10.761
**D	AMUNDI SOLUZ IT-PROG CED 07 22	0	80.000	80.000
**D	OFI FUND - EURO LARGE CAP	0	941.602	941.602
**D	ERSTE-SPARINVEST KAPITAL.M.B.H	0	393.738	393.738
**D	AMUNDI LUXEMBOURG SA	0	118.483	118.483
**D	ESPERIDES- S.A. SICAV - SIF	0	15.052	15.052
**D	AMUNDI SIF GLOBAL ETHICAL EQUITIES	0	100.000	100.000
**D	SINGLE SELECT INVEST MONCEAU ACTION	0	383.135	383.135
**D	IUX IM ESG GENERALI INVESTM DIVERS STRAT	0	1.747.013	1.747.013
**D	SEYOND EUROPE MINVOL	0	221.614	221.614
**D	OSTRUM EURO VALUE EQUITY	0	4.790	4.790
**D	SEYOND EQUITY FACTOR INVESTING EUROPE	0	24.697	24.697
**D	VALIANT AKTIEN EUROF	0	593.935	593.935
**D	G FUND NEXT R EVOLUTIONS	0	9.131	9.131
**D	PRIVILEGE - JP MORGAN PAN EUROPEAN FLEXIBLE EQUITY	0	8.857	8.857
**D	SEYOND EUROPE MARKET NEUTRAL	0	40.896	40.896
**D	DNB ASSET MANAGEMENT AB	0	10.644	10.644
**D	CLEOME INDEX GLOBAL EQUITIES	0	166.338	166.338
**D	CLEOME INDEX EUROPE EQUITIES	0	166.338	166.338
**D	CANDRIAM QUANT EQUITIES MULTI-FACTOR EMU	0	12.472	12.472

EM

elo

LISTA ESITO DELLE VOTAZIONE
 Oggetto: Determinazione del numero dei componenti il Consiglio di Amministrazione
 FAVOREVOLI

Badge	Ragione Sociale	Proprio	Delega	Totale
**D	CANDRIAM QUANT EQUITIES MULTI-FACTOR GLO	0	4.707	4.707
**D	CLEOME INDEX EMU EQUITIES	0	89.849	89.849
**D	CANDRIAM QUANT EQUITIES EUROPE	0	14.628	14.628
**D	CLEOME INDEX WORLD EQUITIES	0	7.474	7.474
**D	AMUNDI FUNDS MULTI ASSET CONSERVATIVE	0	81.861	81.861
**D	AMUNDI EURO STOXX 50	0	6.951.630	6.951.630
**D	AF DYNAMIC MULTI FACTO GLOBAL EQ-EUROPE	0	5.826	5.826
**D	CPR INVEST - FUTUR CITIES	0	44.470	44.470
**D	AMUNDI FUNDS EQUITY EUROPE RISK PARITY	0	81.838	81.838
**D	AMUNDI FUNDS DYNAMIC MULTI FACTORS EURO	0	1.081.857	1.081.857
**D	AMUNDI FUNDS DYNAMIC MULTI FACT EUROPE EQU	0	198.249	198.249
**D	AMUNDI INDEX MSCI EUROPE	0	1.635.132	1.635.132
**D	AMUNDI INDEX EQUITY GLOBAL LOW CARBON	0	230.067	230.067
**D	AMUNDI INDEX MSCI WORLD	0	255.760	255.760
**D	AMUNDI INDEX MSCI EMU	0	3.489.276	3.489.276
**D	AMUNDI FUNDS GLOBAL PERSPECTIVES	0	22.417	22.417
**D	AMUNDI INDEX EQUITY GLOBAL MULTI SMART ALLOCATION SCIENTIFIC BETA	0	16.350	16.350
**D	AMUNDI FUNDS EQUITY EURO RISK PARITY	0	578.118	578.118
**D	AMUNDI FUNDS EURO RISK PARITY	0	13.887	13.887
**D	AMUNDI MSCI EUROPE EX UK	0	14.671	14.671
**D	AMUNDI PRIME EUROPE - UCITS ETF DR	0	153.544	153.544
**D	AMUNDI PRIME EUROZONE	0	18.101	18.101
**D	AMUNDI PRIME GLOBAL - UCITS ETF DR	0	3.639	3.639
**D	STRUCTURA	0	6.576.349	6.576.349
**D	AMUNDI FUNDS EUROPEAN EQUITY TARGET INCO	0	252.672	252.672
**D	AMUNDI FDS GLOBAL MULTI-ASSET TARGET INC	0	360.767	360.767
**D	AMUNDI FUNDS ABSOLUTE RETURN MULTI-SRAT	0	3.104.418	3.104.418
**D	AMUNDI FUNDS GLOBAL EQUITY TARGET INCOME	0	340.513	340.513
**D	AMUNDI FUNDS PIONEER FLEXIBLE OPPORTUNIT	0	250.000	250.000
**D	AMUNDI FUNDS REAL ASSETS TARGET INCOME	0	290.979	290.979
**D	AMUNDI FUNDS MULTI-STRATEGY GROWTH	0	40.187	40.187
**D	AMUNDI FUNDS GLOBAL MULTI-ASSET	0	75.261	75.261
**D	AMUNDI FDS GLOB MULTI-ASSET CONSERVATIVE	0	305.293	305.293
**D	AMUNDI FUNDS EURO MULTI-ASSET TARGET INC	0	44.467	44.467
**D	CPR INVEST-EUROPE SPECIAL SITUATIONS	0	700.000	700.000
**D	G FUND - TOTAL RETURN ALL CAP EUROPE	0	42.253	42.253
**D	MIROVA EUROPE SUSTAINABLE ECONOMY FUND	0	1.061.540	1.061.540
**D	NIF I ALLIANZ BERNSTEIN	0	51.600	51.600
**D	DMS STIRLING HOUSE BALANCED	0	57.100	57.100
**D	DMS STIRLING HOUSE DYNAMIC	0	158.000	158.000
**D	DMS STIRLING HOUSE GROWTH FUND	0	3.600	3.600
**D	DMS STIRLING HOUSE MONTHLY INCOME FUND	0	55.000	55.000
**D	DMS VERBATIM PORTFOLIO 5 INCOME FUND	0	56.425	56.425
**D	CENTRAL BANK OF IRELAND	0		

EdM

66

LISTA ESITO DELLE VOTAZIONE
 Oggetto: Determinazione del numero dei componenti il Consiglio di Amministrazione
 FAVOREVOLI

Badge	Ragione Sociale	Proprio	Delega	Totale
**D	EDMOND DE ROTHSCHILD FUND INCOME EUROPE	0	519.240	519.240
**D	EDMOND DE ROTHSCHILD FUND EQUITY EURO CORE	0	1.010.500	1.010.500
**D	EDMOND DE ROTHSCHILD FUND II - INCOME 2024	0	83.410	83.410
**D	CNP ASSURANCES	0	473.000	473.000
**D	CNP ASSURANCES	0	146.000	146.000
**D	CNP ASSURANCES	0	43.776	43.776
**D	CNP ASSURANCES	0	264.784	264.784
**D	CNP ASSURANCES	0	10.750.000	10.750.000
**D	CNP ASSURANCES	0	33.563	33.563
**D	CNP ASSURANCES	0	36.792	36.792
**D	CNP ASSURANCES	0	11.992	11.992
**D	CNP ASSURANCES	0	977.396	977.396
**D	LA SAUVEGARDE (A) EUROPE	0	87.820	87.820
**D	FIDELIA ASSISTANCE	0	2.139.012	2.139.012
**D	MMA IARD SA (A) EUROPE	0	661.388	661.388
**D	ASSISTANCE PROTECTION JURIDIQUE (A) SUROP	0	29.139	29.139
**D	GNF-VIE CANTON D (A) EUROPE	0	5.599	5.599
**D	GNF ASSURANCES (A) EUROPE	0	1.101.335	1.101.335
**D	MAAF SANTE	0	64.684	64.684
**D	MAAF VIE WINNEO PERP	0	181.000	181.000
**D	MAAF VIE ACTIF GENERAL	0	9.298	9.298
**D	ABP IARD	0	1.155	1.155
**D	LA BANQUE POSTALE PREVOYANCE	0	632.260	632.260
**D	APSA-SRI ABSOL RETURN MULTI-ASSETS N1	0	59.733	59.733
**D	APSA-SRI ABSOL RETURN MULTI-ASSETS N2	0	285.000	285.000
**D	GGVIE PREFON RETRAITE A	0	210.000	210.000
**D	CRAMA LOIRE BRETAGNE ACTIONS	0	140.000	140.000
**D	REGARD ACTIONS DEVELOPEMENT DURABLE	0	1.208.882	1.208.882
**D	REGARD ACTIONS CROISSANCE	0	219.732	219.732
**D	ALZ DIVERSIFIE CAUMARTIN (POCHE EURO)	0	115.068	115.068
**D	AA ALLIANZ DIVERSIFIE	0	250.000	250.000
**D	ALLIANZ GLOBAL INVESTORS FRANCE	0	155.058	155.058
**D	CAVEC LA FRANCAISE DES PLACEMENTS DIVERSIFIE	0	60.513	60.513
**D	CARPIMKO ACTIONS LO	0	53.266	53.266
**D	VILLIERS DIAPASON	0	10.951	10.951
**D	EGEPARGNE 2	0	149.951	149.951
**D	SAFRAN DYNAMIQUE	0	471.992	471.992
**D	SAFRAN MIXTE SOLIDAIRE	0	104.000	104.000
**D	NATEXIS PERFORMANCE 09	0	8.636	8.636
**D	FCP CARPIMKO EUROPE	0	92.857	92.857
**D	IBM FRANCE	0	135.122	135.122
**D	FCP HAMELIN DIVERSIFIE FLEX II	0	320.772	320.772
**D	IBM FRANCE F	0	37.820	37.820
**D	DUGUAY ACTIONS EUROPE	0		
**D	ERISA ACTIONS EUROPE N2	0		
**D	ORANO DIVERSIFIE EQUILIBRE	0		

GR

OR

LISTA ESITO DELLE VOTAZIONE
 Oggetto: Determinazione del numero dei componenti il Consiglio di Amministrazione
 FAVOREVOLI

Badge	Ragione Sociale	Proprio	Delega	Totale
**D	GRUPE CEA CROISSANCE (CEA2)	0	28.181	28.181
**D	HAMELIN ACTIONS EUROPE	0	123.051	123.051
**D	OFF CAP DIVERSIFIE	0	324.000	324.000
**D	AA NATIXIS MINIMUM VARIANCE	0	1.284.494	1.284.494
**D	FCP RL PREVOYANCE	0	273.930	273.930
**D	RSRC ACTIONS	0	1.025.616	1.025.616
**D	FCP CARBP DIVERSIFIE	0	492.802	492.802
**D	PERF PROGRESSIF	0	250.997	250.997
**D	ECUREULL PROFIL 90	0	3.040.091	3.040.091
**D	UNIVERS CNP 1	0	163.810	163.810
**D	A.A. - BNP PAM -ISR	0	1.102.809	1.102.809
**D	BOURBON 7	0	82.230	82.230
**D	CONCORDE 96	0	226.813	226.813
**D	CNF MONTPARNASSE ACTIONS	0	308.586	308.586
**D	ORCET	0	221.439	221.439
**D	AA LA FRANCAISE ISR	0	577.780	577.780
**D	CNP ACP ACTIONS LT	0	285.148	285.148
**D	FC CARPTMKO	0	695.120	695.120
**D	AAE MG	0	270.528	270.528
**D	OCIRP ACTIONS P	0	400.000	400.000
**D	EDMOND DE ROTHSCHILD ASSET MANAGEMENT	0	489.540	489.540
**D	TESLA FOCHE ACTIONS	0	76.244	76.244
**D	FONDATION EUROPE	0	139.091	139.091
**D	AB CFAO	0	18.350	18.350
**D	ADVIT ACT EU	0	225.275	225.275
**D	UECM ALSACE	0	22.000	22.000
**D	ARCO LONG TERME F	0	313.140	313.140
**D	UMR SELECT EUROPE R1	0	334.000	334.000
**D	ARCO LONG TERME B NATIXIS INVEST MANAGERS INTERNAT	0	405.327	405.327
**D	HSBC GLOBAL ASSET MANAGEMENT	0	525.351	525.351
**D	CONTI PLACEMENTS	0	84.132	84.132
**D	MGEN ACTION	0	173.640	173.640
**D	TOTAL DIVERSIFIE EQUILIBRE & SOLIDAIRE	0	52.895	52.895
**D	MONGELAS	0	123.468	123.468
**D	NEUTLIZE VIE OPPORTUNITES	0	287.323	287.323
**D	EUROCORPORATE FG DIVERSIFIE	0	13.323	13.323
**D	LBPAM STRATEGIE PEA 1	0	63.575	63.575
**D	LBPAM ACTIONS EUROPE	0	265.098	265.098
**D	TONI ACTIONS 100	0	369.396	369.396
**D	VIVACCIO ACTIONS	0	2.446.984	2.446.984
**D	LBPAM ACTIONS MONDE	0	548.346	548.346
**D	LBPAM ACTIONS INDICE EURO	0	1.196.587	1.196.587
**D	LBPAM ACTIONS 80	0	306.346	306.346

613

LISTA ESITO DELLE VOTAZIONE
 Oggetto: Determinazione del numero dei componenti il Consiglio di Amministrazione
 FAVOREVOLI

Badge	Ragione Sociale	Proprio	Delega	Totale
**D	LBPAM ACTIONS EUROPE MONDE	0	204.061	204.061
**D	LBPAM ACTIONS EUROPE 50	0	192.864	192.864
**D	LBPAM STRATEGIE PEA 2	0	77.622	77.622
**D	LBPAM ACTIONS OPTI INDICE EURO	0	43.225	43.225
**D	CNP TOCQUEVILLE VALUE EUROPE ISR	0	1.054.753	1.054.753
**D	SG AMUNDI ASSET MANAGEMENT	0	26.743	26.743
**D	AF ACTIONS 1 EURO	0	423.046	423.046
**D	ROFS-SMART INDEX EURO	0	535.186	535.186
**D	AP ACTIONS 3 MIN VOL	0	144.971	144.971
**D	FREDIQUANT A2 ACTIONS EUROPE	0	103.000	103.000
**D	CARP - INDO	0	841.369	841.369
**D	L.S. DYNAMIQUE ET SOLIDAIRE	0	19.000	19.000
**D	EPARGNE PRUDENCE THALES	0	159.281	159.281
**D	LV CHALLENGE	0	147.406	147.406
**D	N 1 RENDEMENT USINOR	0	40.944	40.944
**D	JUNON ACTIONS OBLIGATIONS	0	141.969	141.969
**D	AMUNDI LABEL DYNAMIQUE ESR	0	244.363	244.363
**D	AMUNDI LABEL PRUDENCE ESR	0	205.276	205.276
**D	AMUNDI LABEL EQUILIBRE ESR	0	353.265	353.265
**D	ARBCC LONG TERME D ACTIONS	0	571.007	571.007
**D	ATOUT PULS ACTIONS	0	877.786	877.786
**D	LCL DYNAMIQUE	0	69.754	69.754
**D	VOCATION MARCHE ARIANESPACE CONSEIL DE SURVEILLANCE DU FCP	0	12.912	12.912
**D	LCL EQUILIBRE	0	74.202	74.202
**D	FORN AMUNDI	0	272.766	272.766
**D	CRN AMUNDI ACTIONS	0	143.757	143.757
**D	PREDICA ISR EUROPE - ACTIONS	0	18.193	18.193
**D	PREDICA ISR MONDE - ACTIONS	0	11.150	11.150
**D	GRD 20 ACTIONS	0	1.108.281	1.108.281
**D	TECHNIP EQUILIBRE	0	86.273	86.273
**D	TECHNIP DYNAMIQUE	0	75.767	75.767
**D	SOLIDARITE	0	23.725	23.725
**D	VILLIERS ALTO	0	168.379	168.379
**D	EPARGNE ACTIONS MONDE ISR	0	151.146	151.146
**D	AMUNDI HORIZON	0	152.946	152.946
**D	ADP DIVERSIFIE DYNAMIQUE	0	41.965	41.965
**D	ICARE	0	208.118	208.118
**D	ROFS EURO P	0	1.323.542	1.323.542
**D	ARIA	0	19.665	19.665
**D	A.A. - GROUPAMA - ISR	0	1.157.175	1.157.175
**D	FCP GROUPAMA PHARMA DIVERSIFIE	0	145.000	145.000
**D	CAVEC GROUPAMA DIVERSIFIE	0	373.450	373.450
**D	CONTI GESTION	0	133.879	133.879

EA

LISTA ESITO DELLE VOTAZIONE
 Oggetto: Determinazione del numero dei componenti il Consiglio di Amministrazione
 FAVOREVOLI

Badge	Ragione Sociale	Proprio	Delega	Totale
**D	FAGUS	0	1.101.635	1.101.635
**D	PORT ROYAL EQUILIBRE	0	244.739	244.739
**D	ALLOCATION INVEST INDIANAPOLIS	0	332.724	332.724
**D	GROUPAMA NORD EST ACTIONS	0	90.567	90.567
**D	GROUPAMA CR ACTIONS EURO	0	37.346	37.346
**D	GROUPAMA CR GENOVA 1	0	293.403	293.403
**D	MICHELET TUNNEL	0	149.703	149.703
**D	GAN FRANCESELECT	0	92.704	92.704
**D	GAN EUROSTRATEGIE	0	117.662	117.662
**D	AGRICA TACTIQUE G	0	240.247	240.247
**D	FCP GROUPAMA GRAND EST GROUPAMA	0	36.504	36.504
**D	GROUPAMA PARIS VAL DE LOIRE ACTIONS EURO	0	100.269	100.269
**D	WALLON	0	250.274	250.274
**D	ASTORG CROISSANCE	0	586.534	586.534
**D	CHOIX SOLIDAIRE	0	23.340	23.340
**D	OFI ASSET MANAGEMENT	0	57.160	57.160
**D	GROUPAMA EPARGNE RESPONSABLE EQUILIBRE 1	0	355.657	355.657
**D	GROUPAMA EPARGNE RESPONSABLE DYNAMIQUE 1	0	249.818	249.818
**D	GROUPAMA EPARGNE RESPONSABLE PERSPECTIVE EQUILIBRE	0	440.987	440.987
**D	GROUPAMA EPARGNE RESPONSABLE PERSPECTIVE DYNAMIQUE	0	497.549	497.549
**D	REGARD ACTIONS EURO	0	500.000	500.000
**D	COVEA FINANCE	0	662.395	662.395
**D	COVEA SOLIS	0	257.721	257.721
**D	COVEA PATRIMOINE	0	287.500	287.500
**D	COVEA FINANCE ACTI EUROPE	0	606.142	606.142
**D	COVEA FINANCE INVESTISSEMENT	0	682.110	682.110
**D	COVEA FINANCE HORIZON DURABLE	0	205.435	205.435
**D	COVEA ACTIONS RENDEMENT	0	1.513.816	1.513.816
**D	ECUREUIL PROFIL 75	0	1.062.168	1.062.168
**D	ING RENDEMENT EUROPE	0	100.000	100.000
**D	ECUREUIL INVESTISSEMENTS	0	5.809.075	5.809.075
**D	EGAMO ALLOCATION FLEXIBLE	0	83.007	83.007
**D	CNP ASSUR VALDE ET MOMENTUM	0	80.089	80.089
**D	OSTRUM ACTIONS EUROPE RENDEMENT	0	459.276	459.276
**D	OSTRUM ACTIONS EURO	0	1.780.068	1.780.068
**D	LIVRET BOURSE INVESTISSEMENTS	0	976.426	976.426
**D	SEBYOND ACTIONS EUROPEENNES	0	422.659	422.659
**D	HSBC ACTIONS MONDE	0	79.473	79.473
**D	FEDERAL OPTIMAL (PART F)	0	1.366.000	1.366.000
**D	OSTRUM ACTIONS EUROPEENNES	0	619.654	619.654
**D	OSTRUM ACTIONS EUROPE VALDE	0	117.029	117.029
**D	HSBC SUSTAINABLE GLOBAL EQUITY	0	542.833	542.833
**D	HSBC ACTIONS EUROPE	0	1.129.404	1.129.404

LISTA ESITO DELLE VOTAZIONE
 Oggetto: Determinazione del numero dei componenti il Consiglio di Amministrazione
 FAVOREVOLI

Badge	Ragione Sociale	Proprio	Delega	Totale
**D	HSBC EURO ACTIONS	0	351.498	351.498
**D	HSBC MULTI-ASSET DYNAMIC EURO	0	429.820	429.820
**D	SEYOND EQUITY FACTOR INVESTING EURO	0	27.358	27.358
**D	BBM V-FLEX	0	151.099	151.099
**D	GREAT EUROPEAN MODELS	0	831.000	831.000
**D	RENDEMENT DIVERSIFIE M	0	40.265	40.265
**D	PALATINE OR BLEU	0	304.600	304.600
**D	INDOSUEZ EUROPE PATRIMOINE	0	1.350.000	1.350.000
**D	INDOSUEZ EUROPE RENDEMENT	0	536.000	536.000
**D	UNIGESTION	0	95.000	95.000
**D	INDOSUEZ ALLOCATION PEA	0	542.850	542.850
**D	DORVAL CONVICTIONS	0	661.240	661.240
**D	DORVAL CONVICTIONS PEA	0	211.820	211.820
**D	INDOSUEZ BIENS REELS	0	104.600	104.600
**D	NATIXIS LCR ACTIONS EURO	0	166.408	166.408
**D	FEDERAL ETHI-PATRIMOINE	0	20.835	20.835
**D	HARMONIE ALLOCATION	0	66.395	66.395
**D	HARMONIE EQUILIBRE	0	137.879	137.879
**D	RICHHELIEU CITYZEN	0	70.000	70.000
**D	S.YTIC	0	30.000	30.000
**D	METROPOLE EURO SRI	0	344.548	344.548
**D	METROPOLE SELECTION	0	11.780	11.780
**D	DORVAL GLOBAL CONVICTIONS PATR	0	499.729	499.729
**D	CNE ASSUR EUROPE NEUFILIZE OBC	0	343.411	343.411
**D	LEPAM ACTIONS EURO FOCUS EMERGENT	0	8.485	8.485
**D	LA BANQUE POSTALE ASSET MANAGEMENT	0	34.322	34.322
**D	AMUNDI STRATEGIES ACTIONS EUROPE CORE + EURO	0	12.313	12.313
**D	LCL ACTIONS EUROPE CORE EURO	0	300.197	300.197
**D	CPR EUROLAND PREMIUM	0	148.283	148.283
**D	ATOUT EUROLAND RESTRUCTURATION	0	150.395	150.395
**D	LCL ACTIONS EURO CORE+	0	166.818	166.818
**D	PREDIQUANT EUROCROISSANCE A2	0	19.604	19.604
**D	AMUNDI STRATEGIES ACTIONS EUROPE RISK PARITY	0	50.602	50.602
**D	LCL ACTIONS EURO RESTRUCTURATION	0	310.466	310.466
**D	AMUNDI RENDEMENT PLUS	0	959.757	959.757
**D	CPR EUROLAND	0	514.971	514.971
**D	CPR EUROPE NOUVELLE	0	196.055	196.055
**D	CPR EUROPE	0	61.469	61.469
**D	AMUNDI PATRIMOINE PEA	0	110.000	110.000
**D	FXC A2 FOCHE TITRES	0	349.578	349.578
**D	LCL ACTIONS MONDE HORS EUROPE EURO	0	275.327	275.327
**D	ATOUT EUROLAND CORE	0	305.000	305.000
**D	BFT EURO FUTUR ESG	0	0	0

LISTA ESITO DELLE VOTAZIONE
 Oggetto: Determinazione del numero dei componenti il Consiglio di Amministrazione
 FAVOREVOLI

Badge	Ragione Sociale	Proprio	Delega	Totale
**D	AMUNDI PATRIMOINE	0	141.159	141.159
**D	CPR CONSOMMATEUR ACTIONNAIRE	0	38.328	38.328
**D	CPR EURO HIGH DIVIDEND	0	764.684	764.684
**D	AMUNDI ACTIONS EUROPE ISR	0	175.383	175.383
**D	ASSURDIX	0	947.013	947.013
**D	AMUNDI EUROPE MONDE	0	164.232	164.232
**D	AMUNDI RESA ACTIONS EURO	0	842.592	842.592
**D	AMOUNT MODERATIONS	0	304.324	304.324
**D	AMUNDI RESA ACTIONS EUROPE	0	29.567	29.567
**D	HYMNOS	0	34.491	34.491
**D	AMUNDI ACTIONS EURO ISR	0	753.187	753.187
**D	AMUNDI ACTIONS RESTRUCTURATIONS	0	362.519	362.519
**D	AMUNDI RESA ESG ACTIONS EURO	0	2.933.840	2.933.840
**D	GROUPAMA FRANCE STOCK	0	131.035	131.035
**D	EURO CAPITAL DURABLE	0	1.733.397	1.733.397
**D	GROUPAMA AVENIR ALL CAP EURO	0	266.000	266.000
**D	GROUPAMA EUROPE STOCK	0	16.800	16.800
**D	GROUPAMA EUROPE EQUITIES	0	109.840	109.840
**D	GROUPAMA ASSET MANAGEMENT	0	321.886	321.886
**D	G FUND - WORLD VISION R	0	365.183	365.183
**D	TA-ITA AZIONI	0	55.138	55.138
**D	EPARGNE ETHIQUE ACTIONS	0	40.538	40.538
**D	ECOFI ACTIONS RENDEMENT	0	58.000	58.000
**D	ECOFI INVESTISSEMENT EURO	0	60.516	60.516
**D	ECOFI ACTIONS SCR	0	53.871	53.871
**D	POLLUX	0	32.000	32.000
**D	EDMOND DE ROTHSCHILD EURO SUSTAINABLE GROWTH	0	1.483.690	1.483.690
**D	EDMOND DE ROTHSCHILD EQUITY EUROPE SOLVE	0	656.924	656.924
**D	EDMOND DE ROTHSCHILD ASSET MANAGEMENT (EDRAM)	0	68.620	68.620
**D	EPOQUE	0	421.309	421.309
**D	CNP ASSUR EDRAM ACTIONS EUROPE	0	1.157.900	1.157.900
**D	EUROPA	0	900.000	900.000
**D	AMUNDI DIVIDENDO ITALIA	0	2.700.000	2.700.000
**D	AMUNDI BILANCIATO EURO	0	16.035	16.035
**D	AMUNDI BEST SELECTION PLUS	0	37.042	37.042
**D	AMUNDI BEST SELECTION TOP	0	16.384	16.384
**D	AMUNDI BEST SELECTION CLASSIC	0	20.486	20.486
**D	AMUNDI DISTRIBUZIONE ATTIVA	0	25.879	25.879
**D	AMUNDI CEDOLA 2021	0	23.261	23.261
**D	AMUNDI OBIETTIVO RISPARMIO 2022	0	1.384	1.384
**D	AMUNDI OBIETTIVO CRESCITA 2022	0	10.179	10.179
**D	AMUNDI OBIETTIVO RISPARMIO 2022 DUE	0	1.342	1.342
**D	AMUNDI OBIETTIVO CRESCITA 2022 DUE	0	10.514	10.514

LISTA ESITO DELLE VOTAZIONI
 Oggetto: Determinazione del numero dei componenti il Consiglio di Amministrazione
 FAVOREVOLI

Badge	Ragione Sociale	Proprio	Delega	Totale
**D	AMUNDI OBIETTIVO RISPARMIO 2022 TRE	0	1.185	1.185
**D	AMUNDI OBIETTIVO RISPARMIO 2022 QUATTRO	0	1.126	1.126
**D	AMUNDI OBIETTIVO RISPARMIO 2022 QUATTRO	0	6.243.654	6.243.654
**D	UNION INVESTMENT LUXEMBOURG SA	0	3.500.000	3.500.000
**D	FRAMERICA SICAV	0	16.517	16.517
**D	MAN MULTI-STRATEGY MASTER FUND MAPLES CORPORATE SERVICES LIMITES	0	37.672	37.672
**D	MAN QUALIFYING INVESTOR FUNDS PLC MAN GLG ELS MASTER QIF	0	6.161	6.161
**D	GLG EUROPEAN LONG-SHORT MASTER FUND LTD MAPLES CORPORATE SERVICES LIMITED	0	48.249	48.249
**D	GLG EUROPEAN LONG SHORT FUND MAPLES CORPORATE SERVICES LIMITED	0	47.892	47.892
**D	MAN GLG TOPAZ LIMITED C/O MAPLES CORP SVCS LTD	0	403	403
**D	AHL INSIGHT LIMITED	0	72.350	72.350
**D	OLD NORTH STATE HEDGED EQUITY MWT LLC	0	200.000	200.000
**D	ALPHANATICS MASTER FUND LTD C/O APPLEBY TRUST , (CAYMAN) LTD	0	11.400	11.400
**D	MAN FUNDS XII SPC - MAN 1783 III SP MAPLES CORPORATE SERVICES LIMITED	0	359.877	359.877
**D	LANSDOWNE ICAY-LANSDOWNE CLEAN ENERGY FUND	0	300.657	300.657
**D	LANSDOWNE CLEAN ENERGY FUND L.P.C/O CORPORATION SERVICE COMPANY	0	2.700.415	2.700.415
**D	NORGES BANK	0	411.941	411.941
**D	JANA PASSIVE GLOBAL SHARE TRUST	0	1.820.179	1.820.179
**D	MLC INVESTMENTS, MLC LIMITED	0	67.801	67.801
**D	MLC INVESTMENTS, MLC LIMITED	0	125.400	125.400
**D	MLC INVESTMENTS, MLC LIMITED	0	238.745	238.745
**D	MARITIME SUPER	0	121.945	121.945
**D	VICTORIAN SUPERANNUATION FUND	0	261.074	261.074
**D	UBS ASSET MANAGEMENT (AUSTRALIA) LTD	0	1.314.556	1.314.556
**D	TASPLAN SUPERANNUATION FUND	0	137.548	137.548
**D	MLC INVESTMENTS, MLC LIMITED	0	6.844	6.844
**D	EQUIPSUPER	0	3.519.295	3.519.295
**D	CARE SUPER	0	1.203.930	1.203.930
**D	PLATFORM SECURITIES NOMINEES LIMITED	0	306.909	306.909
**D	ALLIANZ SUISSE LEBENSVERSICHERUNGS-GESELLSCHAFT AG	0	141.138	141.138
**D	AUSTRALIAN MEAT INDUSTRY SUPERANNUATION TRUST	0	23.126	23.126
**D	KL EUROS TOX50 DB	0	31.700	31.700
**D	UBS FUND MANAGEMENT (LUXEMBOURG) SA	0	25.988	25.988
**D	UBS FUND MANAGEMENT (LUXEMBOURG) SA	0	37.310	37.310
**D	UBS FUND MANAGEMENT (LUXEMBOURG) SA	0	38.279	38.279
**D	UBS FUND MANAGEMENT (LUXEMBOURG) SA	0	25.330	25.330
**D	UBS FUND MANAGEMENT (LUXEMBOURG) SA	0	182.498	182.498
**D	UBS FUND MANAGEMENT (LUXEMBOURG) SA	0	1.378.526	1.378.526
**D	UBS (LUX) KEY SELECTION SICAV	0	17.410	17.410
**D	UBS FUND MANAGEMENT (LUXEMBOURG) SA	0	54.000	54.000
**D	UBS FUND MANAGEMENT (LUXEMBOURG) SA	0	39.473	39.473
**D	UBS FUND MANAGEMENT (LUXEMBOURG) SA	0	2.061.451	2.061.451
**D	UBS (LUX) SICAV 1	0	129.977	129.977
**D	UBS FUND MANAGEMENT (LUXEMBOURG) SA	0	0	0

EM

OP

LISTA ESITO DELLE VOTAZIONE
Oggetto: Determinazione del numero dei componenti il Consiglio di Amministrazione FAVOREVOLI

Badge	Ragione Sociale	Proprio	Delega	Totale
**D	UBS FUND MANAGEMENT (LUXEMBOURG) SA	0	99.006	99.006
**D	UBS FUND MANAGEMENT (LUXEMBOURG) SA	0	148.304	148.304
**D	UBS (LUX) STRATEGY SICAV-SYSTEMATIC - ALLOCATION PF DEFENSIVE (USD)	0	118.237	118.237
**D	UBS (LUX) STRATEGY SICAV-SYSTEMATIC - ALLOCATION PF MEDIUM (USD)	0	302.968	302.968
**D	UBS (LUX) STRATEGY SICAV SAP DYNAMIC (USD)	0	100.842	100.842
**D	UBS (LUX) STRATEGY SICAV - SYSTEMATIC ALLOCAT PTF EQUITY (USD)	0	64.417	64.417
**D	STRATEGY SICAV	0	87.652	87.652
**D	UBS FUND MANAGEMENT (LUXEMBOURG) SA	0	2.221.354	2.221.354
**D	UBS FUND MANAGEMENT (LUXEMBOURG) SA	0	32.000	32.000
**D	UBS FUND MANAGEMENT (LUXEMBOURG) SA	0	53.675	53.675
**D	UBS FUND MANAGEMENT (LUXEMBOURG) SA	0	326.758	326.758
**D	UBS FUND MANAGEMENT (LUXEMBOURG) SA	0	2.206.464	2.206.464
**D	UBS FUND MANAGEMENT (LUXEMBOURG) SA	0	385.079	385.079
**D	UBS FUND MANAGEMENT (LUXEMBOURG) SA	0	158.970	158.970
**D	UBS FUND MANAGEMENT (LUXEMBOURG) SA	0	27.206	27.206
**D	UBS FUND MGT (CH) AG CH0467/UBSCHIF2-EQ GLOB	0	53.041	53.041
**D	UBS ASSET MANAGEMENT (U.K.) LTD FUND MANAGEMENT SWITZERLAND	0	3.893.149	3.893.149
**D	UBS FUND MANAGEMENT (LUXEMBOURG) SA	0	268.426	268.426
**D	UBS FUND MANAGEMENT (LUXEMBOURG) SA	0	971.501	971.501
**D	PENSIONSKASSE POST	0	1.400.000	1.400.000
**D	AGORA MASTER FUND LIMITED APLEBY TRUST (CAYMAN) LTD	0	1.045.407	1.045.407
**D	ENGADINE EQUITY MASTER FUND	0	285.527	285.527
**D	VITTORIA FUND - EP.I.P. C/O THE CORPORATION TRUST COMPANY	0	2.142.108	2.142.108
**D	LANDOWNE ENERGY DYNAMICS MASTER LP	0	90.818	90.818
**D	BIG RIVER GROUP FD SPC LLC-EQ SEGREGATED PORTFOLIO C/O ALPHEGEN CAPITAL LTD	0	513.975	513.975
**D	ALPHANATICS MASTER FUND LTD CO PICTET ASSET MANAGEMENT SA.	0	17.079	17.079
**D	BOSTON PARTNERS GLOBAL INVESTORS, INC.	0	39.458	39.458
**D	GMO MASTER PORTFOLIOS (ONSHR) LP GMO TAX MGD BCHMK FRE FD CO GRANTHAM MAYO VAN OTTERLOO AND CO LLC	0	30.601	30.601
**D	COLONIAL FIRST STATE INVT LTD RE COMMONWEALTH SPLST FUND 10 C/O ACADIAN ASSET MANAGEMENT LLC	0	134.021	134.021
**D	JANUS HENDERSON CAPELLA FUND LIMITED C/O ALPHEGEN CAPITAL LTD	0	2.259.188	2.259.188
**D	RBC ISB - MMA VIE SA	0	280.800	280.800
**D	KAYNE ANDERSON MIDSREAM INSTITUTIONAL FUND LP	0	88.300	88.300
**D	KAYNE EQUITY YIELD STRATEGIES LP	0	2.900	2.900
**D	KAYNE ANDERSON REAL ASSET FUND LP	0	3.200	3.200
**D	KAYNE ANDERSON INCOME PARTNERS LP	0	57.300	57.300
**D	KAYNE ANDERSON CAPITAL INCOME PARTNERS (QP) LP	0	236.180	236.180
**D	KAYNE ANDERSON MLP FUND LP	0	63.730	63.730
**D	ARTISFAKE 2005 TRUST	0	763.420	763.420
**D	ASSET MANAGEMENT EXCHANGE CCF	0	192.800	192.800
**D	BROCKFIELD GLOBAL INFRASTRUCTURE SECURITIES INCOME FUND	0	19.493	19.493
**D	CBRE CLARION REAL ASSET LONG/SHORT FUND LP	0	497.504	497.504
**D	STICHTING DE LA DEPOSITARY AND MANAGEMENT OUDE STADSGRACHT	0		

cep

EH

LISTA ESITO DELLE VOTAZIONE

Oggetto: Determinazione del numero dei componenti il Consiglio di Amministrazione
FAVOREVOLI

Badge	Regione Sociale	Proprio	Delega	Totale
**D	CHICAGO TRANSIT AUTHORITY RETIREE HEALTHCARE TRUST	0	105.108	105.108
**D	CI SIGNATURE CANADIAN EQUITY PLUS FUND	0	4.984	4.984
**D	STICHTING PENSIOENFONDS ING	0	346.642	346.642
**D	DIGNITY HEALTH RETIREMENT PLAN TRUST	0	481.019	481.019
**D	DIGNITY HEALTH	0	286.076	286.076
**D	DUKE ENERGY CORPORATION MASTER RETIREMENT TRUST	0	310.192	310.192
**D	CARPENTERS RETIREMENT PLAN OF WESTERN WASHINGTON	0	321.571	321.571
**D	SPARTAN GROUP TRUST FOR EMPLOYEE BENEFIT PLANS	0	2.871.052	2.871.052
**D	FRESNO COUNTY EMPLOYEES' RETIREMENT ASSOCIATION	0	201.170	201.170
**D	FIREMEN'S ANNUITY AND BENEFIT FUND OF CHICAGO	0	35.724	35.724
**D	BANK OF BOTSWANA	0	83.201	83.201
**D	BANNER HEALTH	0	238.400	238.400
**D	USAA MASTER TRUST (PENSION AND RSP)	0	23.065	23.065
**D	CAMPBELL PENSION PLANS MASTER RETIREMENT TRUST	0	195.923	195.923
**D	CITY OF FRESNO RETIREMENT SYSTEMS	0	246.825	246.825
**D	CITIBANK EUROPE PLC AS TRUSTEE FOR STANDARD LIFE WEALTH BALANCED BRIDGE FUND	0	1.982.295	1.982.295
**D	HSBC - NORTH AMERICA (U.S.) PENSION TRUST	0	212.930	212.930
**D	LOS ANGELES CITY EMPLOYEES RETIREMENT SYSTEM	0	3.016.303	3.016.303
**D	POLICE RETIREMENT SYSTEM OF KANSAS CITY, MISSOURI	0	87.100	87.100
**D	BAPTIST FOUNDATION OF TEXAS DBA HIGHGROUND ADVISORS	0	183.152	183.152
**D	WEST VIRGINIA INVESTMENT MANAGEMENT BOARD	0	1.683.500	1.683.500
**D	TEACHERS RETIREMENT SYSTEM OF OKLAHOMA	0	1.299.358	1.299.358
**D	STATE OF UTAH SCHOOL AND INSTITUTIONAL TRUST FUNDS TRUST FUNDS	0	143.200	143.200
**D	IBM DIVERSIFIED GLOBAL EQUITY FUND	0	246.797	246.797
**D	CIVILIAN EMPLOYEES' RETIREMENT SYSTEM OF THE POLICE DEPARTMENT OF KANSAS AS CITY MISSOURI	0	14.200	14.200
**D	COMMONFUND STRATEGIC SOLUTIONS GLOBAL EQUITY, LLC	0	17.600	17.600
**D	CYMI EQUITY LP	0	58.035	58.035
**D	DANSKE INVEST SICAV EUROPE HIGH DIVIDEND	0	246.591	246.591
**D	NATIONAL WESTMINSTER BANK PLC AS TRUSTEE OF KES STRATEGIC INVESTMENT FUND	0	44.256	44.256
**D	DB RESIDUARY TRUST FOR JOEL G. BROIDA U/I DTD 9/3/1981	0	5.647	5.647
**D	DB RESIDUARY TRUST FOR MARNA J. BROIDA U/I DATED SEPTEMBER 3, 1981	0	5.652	5.652
**D	DB RESIDUARY TRUST FOR MELANIE B. WELB U/I DATED SEPTEMBER 3 1981	0	5.647	5.647
**D	DB RESIDUARY TRUST FOR RICHARD A. BROIDA U/I DATED 9/3/1981	0	5.652	5.652
**D	ELO MUTUAL PENSION INSURANCE COMPANY ELO MUTUAL PENSION INSURANCE COMPANY	0	2.307.413	2.307.413
**D	PZENA GLOBAL FOCUSED VALUE FUND	0	5.997	5.997
**D	BT PENSION SCHEME LLOYDS CHAMBERS	0	6.896.739	6.896.739
**D	STICHTING HEINEKEN PENSIOENFONDS	0	521.955	521.955
**D	IBM PENSION PLAN	0	56.213	56.213
**D	STICHTING PENSIOENFONDS SAGITTARIUS	0	293.702	293.702
**D	STICHTING PENSIOENFONDS VAN DE METALEKTRO (PME)	0	4.456.047	4.456.047
**D	DELAWARE PUBLIC EMPLOYEES RETIREMENT SYSTEM	0	446.386	446.386
**D	LINCOLNSHIRE COUNTY COUNCIL PENSION FUND	0	355.706	355.706
**D	THE BOARD OF THE PENSION PROTECTION FUND RENAISSANCE	0	205.402	205.402

EVA

020

LISTA ESITO DELLE VOTAZIONE

Oggetto: Determinazione del numero dei componenti il Consiglio di Amministrazione

FAVOREVOLI

Badge	Ragione Sociale	Proprio	Delega	Totale
**D	CHEVRON UK PENSION PLAN	0	196.762	196.762
**D	STICHTING PENSIOENFONDS APF	0	51.902	51.902
**D	TREDJE AP-FONDEN	0	5.098.045	5.098.045
**D	PUBLIC EMPLOYEES RETIREMENT ASSOCIATION OF COLORADO	0	6.751.320	6.751.320
**D	DOW RETIREMENT GROUP TRUST THE DOW CHEMICAL COMPANY	0	317.180	317.180
**D	DOW RETIREMENT GROUP TRUST THE DOW CHEMICAL COMPANY	0	1.121.980	1.121.980
**D	FUTURE FUND BOARD OF GUARDIANS FOR AND ON BEHALF OF FUTURE FUND	0	583.868	583.868
**D	FUTURE FUND BOARD OF GUARDIANS FOR AND ON BEHALF OF FUTURE FUND	0	238.541	238.541
**D	FUTURE FUND BOARD OF GUARDIANS FOR AND ON BEHALF OF THE MEDICAL RESEARCH FUTURE FUND	0	626.886	626.886
**D	MREF INVESTMENT COMPANY NO. 2 PTY LTD	0	292.012	292.012
**D	HP INVEST COMMON CONTRACTUAL FUND	0	4.138.339	4.138.339
**D	NORTHERN TRUST UCITS COMMON CONTRACTUAL FUND	0	288.870	288.870
**D	COLONIAL FIRST STATE WHOLESAL INDEXED GLOBAL SHARE FUND	0	424.217	424.217
**D	COMMONWEALTH GLOBAL SHARE FUND 17	0	359.960	359.960
**D	COLONIAL FIRST STATE INVESTMENT FUND 50	0	62.958	62.958
**D	COLONIAL FIRST STATE WHOLESAL ACADIAN GLOBAL EQUITY FUND	0	161.753	161.753
**D	COMMONWEALTH GLOBAL SHARE FUND 30	0	206.816	206.816
**D	MUNICIPAL EMPLOYEES' ANNUITY AND BENEFIT FUND OF CHICAGO	0	19.928	19.928
**D	MUNICIPAL EMPLOYEES' ANNUITY AND BENEFIT FUND OF CHICAGO	0	116.900	116.900
**D	MUNICIPAL EMPLOYEES' ANNUITY AND BENEFIT FUND OF CHICAGO	0	32.519	32.519
**D	ESMOND HARMSWORTH 1998 FAMILY SETTLEMENT CODAN TRUST COMPANY LIMITED	0	286.952	286.952
**D	FIAM GLOBAL LOW VOLATILITY EQUITY FUND, L.P.	0		0
**D	UNITED NATIONS RELIEF AND WORKS AGENCY FOR PALESTINE REFUGEES IN THE NEAR EAST UNRWA HEADQUARTERS BAYADER WADI AL-SEER A	101.774		101.774
**D	UNITED NATIONS RELIEF AND WORKS AGENCY FOR PALESTINE REFUGEES IN THE NEAR EAST UNRWA HEADQUARTERS BAYADER WADI AL-SEER A	42.874		42.874
**D	UNITED NATIONS RELIEF AND WORKS AGENCY FOR PALESTINE REFUGEES IN THE NEAR EAST UNRWA HEADQUARTERS BAYADER WADI AL-SEER A	0		0
**D	US RETIREMENT TRUST	0	35.158	35.158
**D	VIRGINIA C.MARS REVOCABLE TRUST DATED AUGUST 6, 1991	0	3.648	3.648
**D	WHEELS COMMON INVESTMENT FUND	0	70.663	70.663
**D	S. ROBSON WALTON 2010 TRUST	0	24.511	24.511
**D	JCW 1987 ARTICLE II DESC TRUST FBO TLM	0	3.451	3.451
**D	S. ROBSON WALTON 2009 GRAT NO. 4 ARTICLE II TRUST	0	19.379	19.379
**D	STUART L. WALTON FAMILY TRUST UAD 3/19/13	0	30.928	30.928
**D	FLEURI HOLDINGS LLC	0	17.620	17.620
**D	EXELON CORPORATION NUCLEAR DECOMMISSION TRUST - NON TAX QUALIFIED	0	4.744	4.744
**D	HRW TESTAMENTARY TRUST NO. 7	0	87.625	87.625
**D	FOLGER LEVIN LLP PROFIT SHARING PLAN AND TRUST FOLGER LEVIN LLP	0	13.123	13.123
**D	THE BUILDERS INITIATIVE INC	0	180.288	180.288
**D	THOMAS L. WALTON FAMILY TRUST UAD 03/19/13	0	12.440	12.440
**D	SAMFORD UNIVERSITY PENSION PLAN TRUST	0	8.901	8.901
**D	FRANFOR NOMINEES LIMITED ACTING INITIS CAPACITY AS NOMINEE FOR DAVID H AROLD PRINDLE BRADBURY	0	31.807	31.807
**D	MASTER TRUST AGREEMENT BETWEEN PFIZER INC AND THE NORTHERN TRUST COMPANY	0	1.320.262	1.320.262
**D	PHILLIPS 66 RETIREMENT PLAN TRUST	0	470.880	470.880
**D	FREEPORT MINERALS CORPORATION DEFINED BENEFIT MASTER TRUST FREEPOR T - MCMORAN	0	107.400	107.400

EA

621

LISTA ESITO DELLE VOTAZIONE

Oggetto: Determinazione del numero dei componenti il Consiglio di Amministrazione
FAVOREVOLI

Badge	Ragione Sociale	Proprio	Delega	Totale
**D	FRANMOR NOMINEES LIMITED ACTING IN ITS CAPACITY AS NOMINEE FOR GEORGE SWITHIN RODDIS BRADBURY	0	31.804	31.804
**D	GENERAL PENSION AND SOCIAL SECURITY AUTHORITY GPSSA	0	753.586	753.586
**D	GQG PARTNERS GLOBAL EQUITY FUND - GQG PARTNERS SERIES LLC CAPITAL SERVICES INC	0	3.512.160	3.512.160
**D	GQG PARTNERS INTERNATIONAL EQUITY FUND-GQG PARTNERS SERIES LLC CAPITAL SERVICES INC.	0	4.110.674	4.110.674
**D	GQG PARTNERS RESTRICTED GLOBAL EQUITY FUND - GQG PARTNERS SERIES LLC CAPITAL SERVICES INC	0	12.156	12.156
**D	GQG PARTNERS RESTRICTED GLOBAL EQUITY FUND - GQG PARTNERS SERIES LLC CAPITAL SERVICES INC	0	3.524	3.524
**D	JCW 1987 ARTICLE II DESC TRUST FBO JMW DTD 1/1/2012	0	10.497	10.497
**D	GULF INTERNATIONAL BANK (UK) LIMITED	0	147.800	147.800
**D	HACKENSACK MERIDIAN HEALTH MASTER RETIREMENT TRUST	0	124.187	124.187
**D	HONEYWELL SAVINGS AND OWNERSHIP PLAN MASTER TRUST	0	3.074	3.074
**D	JCW 1987 ARTICLE II DESC TRUST FBO SLM	0	2.172	2.172
**D	JCW 1987 ARTICLE II DESC TRUST FBOAAP C/O WALLON ENTERPRISES LLC	0	176.049	176.049
**D	OAKLAND COUNTY VEBA	0	246.273	246.273
**D	HSEC - NORTH AMERICA (U.S.) PENSION TRUST	0	25.708	25.708
**D	OLIN PENSION PLANS MASTER RETIREMENT TRUST	0	14.837	14.837
**D	NEW CHURCH INVESTMENT FUND	0	1.661.700	1.661.700
**D	LSV INTERNATIONAL VALUE EQUITY TRUST	0	187.424	187.424
**D	LTV INVESTMENTS LLC	0	18.892	18.892
**D	CLINTON NUCLEAR POWER PLANT QUALIFIED FUND CLINTON NUCLEAR POWER PLANT QUALIFIED FUND	0	195.050	195.050
**D	CHURCH OF ENGLAND INVESTMENT FUND FOR PENSIONS	0	14.470	14.470
**D	THE AVI CHAI FOUNDATION	0	14.146	14.146
**D	ALICE A PROFFITTY FAMILY TRUST UAD 09/27/13	0	455.000	455.000
**D	INDUSTRIAL ALLIANCE INSURANCE AND FINANCIAL SERVICES INC.	0	510.873	510.873
**D	INTER AMERICAN DEVELOPMENT BANK STAFF RETIREMENT FUND	0	18.130	18.130
**D	CHICAGO COMMUNITY FOUNDATION	0	202.858	202.858
**D	CYSTIC FIBROSIS FOUNDATION	0	3.904	3.904
**D	ARVEST FOUNDATION	0	22.403	22.403
**D	BECTION DICKINSON AND COMPANY MASTER RETIREMENT TRUST	0	0	0
**D	MASTER TRUST FOR CERTAIN TAX-QUALIFIED BECHTEL RETIREMENT PLANS QUALIFIED BECHTEL RETIREMENT PLANS	0	0	0
**D	INTERNATIONAL MONETARY FUND STAFF RETIREMENT PLAN 700	0	171.790	171.790
**D	JIK INVESTMENTS L.P	0	44.487	44.487
**D	DAUGHTERS OF CHARITY OF ST. VINCENT DE PAUL PROVINCE OF THE WEST	0	199.069	199.069
**D	BEL45 CAPITAL PARTNERS LLC BEL45 CAPITAL PARTNERS LLC.	0	60.508	60.508
**D	SHELBY COUNTY OPEB TRUST	0	36.053	36.053
**D	SHELBY COUNTY RETIREMENT SYSTEM	0	193.233	193.233
**D	MOBIUS LIFE LIMITED	0	28.540	28.540
**D	SARASIN GLOBAL HIGHER DIVIDEND	0	2.545.690	2.545.690
**D	SARASIN GLOBAL EQUITY REAL RETURN	0	477.000	477.000
**D	THE JUNIPER FUND	0	679.760	679.760
**D	SARASIN THEMATIC GLOBAL EQUITY	0	835.211	835.211
**D	THE MAZENER FUND	0	345.804	345.804
**D	DIVERSIFICATION FUND ICVC	0	20.195	20.195
**D	SARASIN GLOBAL DIVIDEND	0	664.621	664.621

EM

229

LISTA ESITO DELLE VOTAZIONI

Oggetto: Determinazione del numero dei componenti il Consiglio di Amministrazione
FAVOREVOLI

Badge	Ragione Sociale	Proprio	Delega	Totale
**D	COMMONWEALTH GLOBAL SHARES FUND	0	1.057.730	1.057.730
**D	THEODORE SPENCER REVOCABLE TRUST	0	4.507	4.507
**D	R. BLANE WALTER C/O TALISMAN CAPITAL	0	23.805	23.805
**D	MARY K MC QUISTON MCCAW	0	19.608	19.608
**D	MURIEL MCBRIEN KAUFFMAN FOUNDATION	0	45.450	45.450
**D	CITY OF AUSTIN EMPLOYEES RETIREMENT SYSTEM	0	16.741	16.741
**D	CULTURAL INSTITUTIONS PENSION PLAN TRUST	0	15.287	15.287
**D	CULTURAL INSTITUTIONS RETIREMENT SYSTEM	0	243.909	243.909
**D	JO HAMBRO CAPITAL MANAGEMENT UK UMBRELLA FUND C/O JO HAMBRO CAPITAL MANAGEMENT	0	176.043	176.043
**D	DOMINION RESOURCES INC. MASTER TRUST	0	15.445	15.445
**D	JOHCM INTERNATIONAL SMALL CAP EQUITY FUND	0	83.364	83.364
**D	FUNDO DE PENSÕES ALAMEDA DE CARLOS D' ASSUMPÇÃO	0	213.382	213.382
**D	GANNETT RETIREMENT PLAN MASTER TRUST GANNETT RETIREMENT PLAN MASTER TRUST	0	26.994	26.994
**D	JOSHUA GREEN CORPORATION 1425	0	7.025	7.025
**D	JOHN AND TERRY LEVIN REVOCABLE TRUST	0	21.818	21.818
**D	BARING GLOBAL OPPORTUNITIES UMBRELLA FUND	0	10.589	10.589
**D	BEAT DRUGS FUND ASSOCIATION	0	1.412.989	1.412.989
**D	HONG KONG SAR GOVERNMENT EXCHANGE FUND	0	9.588.926	9.588.926
**D	HONG KONG SAR GOVERNMENT EXCHANGE FUND	0	2.917	2.917
**D	THE CHINESE UNIVERSITY OF HONG KONG STAFF SUPERANNUATION SCHEME	0	2.246.173	2.246.173
**D	PUBLIC PENSION AGENCY	0	2.091.768	2.091.768
**D	PUBLIC PENSION AGENCY	0	1.366.013	1.366.013
**D	PUBLIC PENSION AGENCY	0	222.288	222.288
**D	INTER AMERICAN DEVELOPMENT BANK	0	14.591	14.591
**D	PRO-GEN INVESTMENTS LLC	0	4.475	4.475
**D	PLURIBUS LABS GLOBAL CORE EQUITY MASTER FUND LP	0	654.176	654.176
**D	CINDY SPRINGS, LLC	0	146.024	146.024
**D	RDM LIQUID LLC	0	246.015	246.015
**D	RTGI-QM COMMON DAILY ALL COUNTRY WORLD EX-US INVESTABLE MARKET INDEX FUND - NON LENDING	0	34.565	34.565
**D	JOHN GARDNER PERENCHIO IRREVOCABLE	0	50.186	50.186
**D	SALIX, LLC	0	100.065	100.065
**D	SANFORD C. BERNSTEIN AND CO DBT TAX MANAGED INTERNATIONAL BLEND SERIES	0	94.010	94.010
**D	SENTINEL INTERNATIONAL FUND	0	2.395	2.395
**D	SIM GLOBAL BALANCED TRUST.	0	59.658	59.658
**D	SIM PORTFOLIO LLC	0	4.211	4.211
**D	THYSSEN GLOBAL INVESTMENTS CORP	0	18.699	18.699
**D	MALACHITE 35 TRUST	0	371.504	371.504
**D	JOHN HANCOCK DIVERSIFIED REAL ASSETS FUND	0	22.820	22.820
**D	FCM INTERNATIONAL LLC	0	2.517	2.517
**D	SHIMODA HOLDINGS, LLC	0	76.416	76.416
**D	801 INVESTMENTS LLC	0	92.705	92.705
**D	MALACHITE 35 TRUST	0	50.743	50.743
**D	MS FUND LP	0	9.392	9.392
**D	WAM INVESTMENTS, LLC	0	0	0

EFA

LISTA ESITO DELLE VOTAZIONE
 Oggetto: Determinazione del numero dei componenti il Consiglio di Amministrazione
 FAVOREVOLI

Badge	Ragione Sociale	Proprio	Delega	Totale
**D	GLOBAL BOND FUND WAXCROSSE INC	0	476.466	476.466
**D	SILVER GROWTH FUND, LP	0	16.237	16.237
**D	MFC INTERNATIONAL FUND LLC	0	3.288	3.288
**D	JULIA IRENE KAUFFMAN REVOCABLE TRUST	0	13.507	13.507
**D	KARSH LIVING TRUST	0	36.305	36.305
**D	82A HOLDINGS, LLC	0	120.154	120.154
**D	NELKE PARTNERSHIP C/O NORTHERN TRUST COMPANY MANAGER	0	12.132	12.132
**D	OMEGA FFIP LIMITED PARTNERSHIP	0	33.136	33.136
**D	OHANA HOLDINGS LLC	0	647.300	647.300
**D	ORIZABA, LP	0	23.138	23.138
**D	MP INTERNATIONAL FUND LLC	0	15.300	15.300
**D	LTV GROUPE HOLDINGS, LLC	0	398.681	398.681
**D	LSV INTERNATIONAL (AC) VALUE EQUITY FUND, LP	0	1.722.800	1.722.800
**D	LEHMAN-STAMM FAMILY PARTNERS LLC	0	2.670	2.670
**D	LEHMAN-STAMM FAMILY PARTNERSHIP SUPERANNUATION FUND	0	1.247.343	1.247.343
**D	KENT COUNTY COUNCIL SUPERANNUATION FUND	0	792.159	792.159
**D	LEGAL AND GENERAL MSCI EAFE FUND LLC	0	339.814	339.814
**D	LAKE AVENUE INVESTMENTS, LLC	0	13.127	13.127
**D	THE JBUT MASTER INVESTMENT PARTNERSHIP LP C/O JACOBUS WEALTH MANAGEMENT	0	5.983	5.983
**D	LABORERS' AND RETIREMENT BOARD EMPLOYERS' ANNUITY AND BENEFIT FUND OF CHICAGO	0	311.637	311.637
**D	INTERNATIONAL EQUITY FUND	0	3.221.650	3.221.650
**D	LIVFORSARINGSBOLAGET SKANDIA OMSSEIDIGT	0	746.100	746.100
**D	MAN NUMERIC ALTERNATIVE RISK PREMIA VALUE C/O CITCO TRUSTEES (CAYMAN) LIMITED	0	2.942.100	2.942.100
**D	INTERNATIONAL EXPATRIATE BENEFIT MASTER TRUST	0	3.696	3.696
**D	MONDRIAN FUNDS PUBLIC LIMITED COMPANY MONDRIAN FUNDS PUBLIC LIMITED COMPANY	0	37.661	37.661
**D	MTGI-QM COMMON DAILY EAFE INDEX FUND - NON LENDING	0	8.169	8.169
**D	MONDRIAN INTERNATIONAL EQUITY ESG FUND L.P.	0	821.401	821.401
**D	ATIVO INTERNATIONAL EQUITY FUND LP	0	5.481	5.481
**D	NATIONAL RAILROAD RETIREMENT INVESTMENT TRUST	0	394.115	394.115
**D	CARNELIAN INVESTMENT MANAGEMENT LLC	0	90.640	90.640
**D	CARROLL AVENUE PARTNERS LLC	0	676.761	676.761
**D	CHCP GLOBAL SECURITIES LP	0	187.992	187.992
**D	BETTER BE GOOD LLC	0	3.325	3.325
**D	FIDLER PARTNERS LLC	0	1.334	1.334
**D	NATIONAL WESTMINISTER BANK PLC AS TRUSTEE OF SARASIN ENDORMENTS FUND	0	8.700	8.700
**D	EVA VALLEY MAI LLC	0	3.119	3.119
**D	SHY LLC	0	3.292.677	3.292.677
**D	AJO GLOBAL MARKET-NEUTRAL FUND LTD	0	62.781	62.781
**D	NATIONAL WESTMINISTER BANK PLC AS TRUSTEE OF SARASIN INCOME AND RESERVES FUND	0	41.283	41.283
**D	FOURTH AVENUE INVESTMENT COMPANY	0	2.280	2.280
**D	DYNASTY INVEST, LTD	0	76.406	76.406
**D		0	44.768	44.768
**D		0	16.256	16.256

Azionisti in delega:  4.166

Edi

624

LISTA ESITO DELLE VOTAZIONE
 Oggetto: Determinazione del numero dei componenti il Consiglio di Amministrazione
 FAVOREVOLI

Badge	Ragione Sociale	Proprio	Delega	Totale
**D	DELFINCO, LP	0	47.720	47.720
**D	DFI LP EQUITY (PASSIVE)	0	11.494	11.494
**D	AVALON PORTFOLIO II, LLC	0	2.447	2.447
**D	CENTERSQUARE INVESTMENT MANAGEMENT LLC	0	3.660	3.660
**D	SUSTAINABLE INSIGHT GLOBAL ESG PASSIVE PLUS FUND LLC	0	3.576	3.576
**D	ASCENSION ALPHA FUND, LLC	0	1.078.633	1.078.633
**D	K INVESTMENTS SH LIMITED	0	1.111.424	1.111.424
**D	PZENA GLOBAL VALUE FUND 2 DST	0	212.011	212.011
**D	PZENA INTERNATIONAL EX-US FOCUSED VALUE FUND DST A SERIES OF PZENA VALDE TRUST	0	136.508	136.508
**D	PZENA INTERNATIONAL EX-US DEVELOPED MULTI-FACTOR SL FUND LLC	0	173.998	173.998
**D	LEGAL AND GENERAL DEVELOPED MULTI-FACTOR SL FUND LLC	0	57.163	57.163
**D	PERMANENT FUND INVESTMENTS LLC	0	658.946	658.946
**D	NTGI-QM COMMON DAILY RAPE INDEX FUND - LENDING	0	217.333	217.333
**D	SANFORD C. BERNSTEIN AND CO DBT INTERNATIONAL VALUE SERIES	0	445.251	445.251
**D	NTGI - QM COMMON DAILY ALL COUNTRY WORLD EX-US EQUITY INDEX FUND - LENDING	0	553.888	553.888
**D	NATIONAL WESTMINSTER BANK PLC AS TRUSTEE OF SARASIN CLIMATE ACTIVE EN DOWNMENTS FUND	0	14.521	14.521
**D	PZENA VALUE TRUST	0	6.400.000	6.400.000
**D	UNITED NATIONS JOINT STAFF PENSION FUND	0	10.994	10.994
**D	INTERNATIONAL MONETARY FUND STAFF RETIREMENT PLAN	0	598.817	598.817
**D	INTERNATIONAL MONETARY FUND STAFF RETIREMENT PLAN	0	844.974	844.974
**D	INTERNATIONAL MONETARY FUND STAFF RETIREMENT PLAN 700	0	68.637	68.637
**D	NATIONAL WESTMINSTER BANK AS TRUSTEE OF EDEN INVESTMENT FUND	0	354.898	354.898
**D	NATWEST DEP SW SVSTPEI IBI GS C	0	581.871	581.871
**D	THE PUBLIC INSTITUTION FOR SOCIAL SECURITY	0	617.500	617.500
**D	THE PUBLIC INSTITUTION FOR SOCIAL SECURITY	0	435.091	435.091
**D	THE PUBLIC INSTITUTION FOR SOCIAL SECURITY	0	0	0
**D	NATWEST TRUSTEE AND DEPOSITORY SERVICES LIMITED AS TRUSTEE OF TM MASONIC CHARITABLE FOUNDATION INVESTMENT FUND	0	0	0
**D	102.089	0	2.898.040	2.898.040
**D	MONDRIAN ALL COUNTRIES WORLD EX-US EQUITY FUND LP	0	10.598.980	10.598.980
**D	MONDRIAN INTERNATIONAL EQUITY FUND L.P.	0	549.523	549.523
**D	NATIONAL COUNCIL FOR SOCIAL SEC FUND	0	102.263	102.263
**D	NATIONAL COUNCIL FOR SOCIAL SECURITY FUND.	0	101.319	101.319
**D	NATIONAL COUNCIL FOR SOCIAL SECURITY FUND.	0	2.220	2.220
**D	NGEE ANN POLYTECHNIC	0	1.087.614	1.087.614
**D	NATIONAL COUNCIL FOR SOCIAL SEC FUND	0	540.282	540.282
**D	NATIONAL COUNCIL FOR SOCIAL SEC FUND	0	6.322.200	6.322.200
**D	FIDELITY INVESTMENT TRUST: FIDELITY INTERNATIONAL CAPITAL APPRECIATION FUND	0	2.090.486	2.090.486
**D	FIDELITY INVESTMENT TRUST: FIDELITY DIVERSIFIED INTERNATIONAL K6 FUND	0	169.241	169.241
**D	FIDELITY SALEM STREET TRUST: FIDELITY FLEX INTERNATIONAL INDEX FUND	0	1.244.300	1.244.300
**D	FIDELITY INVESTMENT TRUST: FIDELITY INTERNATIONAL VALUE FUND	0	5.593.466	5.593.466
**D	FIDELITY SALEM STREET TRUST: FIDELITY SERIES GLOBAL EX U.S. INDEX FUND	0	69.579	69.579
**D	FIDELITY INVESTMENT TRUST: FIDELITY INFRASTRUCTURE FUND	0	69.515	69.515
**D	ERIKA J. GLAZER 1985 TRUST	0	15.740	15.740
**D	EMERSON GLAZER TRUST OF 1989	0	0	0

EM

625

LISTA ESITO DELLE VOTAZIONE
 Oggetto: Determinazione del numero dei componenti il Consiglio di Amministrazione
 FAVOREVOLI

Badge	Ragione Sociale	Proprio	Delega	Totale
**D	MONDRIAN GLOBAL EQUITY ESG FUND LP	0	4.725	4.725
**D	LSV GLOBAL CV EQUITY FUND, LP	0	117.000	117.000
**D	HS FORTFOLIO LP	0	33.563	33.563
**D	H AND S INVESTMENTS I LP	0	17.281	17.281
**D	DOUBLE DIGIT CAGR LLC	0	31.768	31.768
**D	BERNSTEIN GLOBAL STYLE BLEND SERIES	0	64.800	64.800
**D	MONDRIAN GLOBAL EQUITY FUND, L.F.	0	106.907	106.907
**D	BERNSTEIN TAX-MANAGED GLOBAL STYLE BLEND SERIES	0	195.480	195.480
**D	NEW OAK NOMINEES LIMITED	0	13.561	13.561
**D	PACIFIC SALMON COMMISSION	0	82.400	82.400
**D	PUBLIC SECTOR PENSION INVESTMENT BOARD	0	4.435.508	4.435.508
**D	HALIFAX REGIONAL MUNICIPALITY MASTER TRUST	0	106.850	106.850
**D	MICHELIN NORTH AMERICA (CANADA) INC. MASTER TRUST	0	3.262	3.262
**D	HSBC U.S. EQUITY FUND	0	60.897	60.897
**D	HAGFORS LIMITED HE R AND H TRUST COMPANY LTD	0	65.527	65.527
**D	POLICEMEN'S ANNUITY AND BENEFIT FUND OF CHICAGO	0	88.740	88.740
**D	STICHTING BLUE SKY LIQUID ASSET FUNDS	0	916.606	916.606
**D	NEW ZEALAND SUPERANNUATION FUND	0	99.120	99.120
**D	STATE UNIVERSITIES RETIREMENT SYSTEM	0	1.792.896	1.792.896
**D	COMMONWEALTH SUPERANNUATION CORPORATION AS TRUSTEE FOR ARIA INVESTMENTS TRUST	0	459.136	459.136
**D	MERCER PASSIVE INTERNATIONAL SHARES FUND	0	279.536	279.536
**D	MERCER OSS TRUST	0	423.500	423.500
**D	MERCER GLOBAL ENHANCED LOW VOLATILITY SHARES FUND	0	61.776	61.776
**D	LORD MAYORS CHARITABLE FUND	0	6.112	6.112
**D	QUEENSLAND INVESTMENT TRUST NO 2	0	82.771	82.771
**D	COMMONWEALTH GLOBAL SHARE FUND 28	0	59.229	59.229
**D	GOVERNMENT EMPLOYEES SUPERANNUATION BOARD	0	255.487	255.487
**D	GOVERNMENT EMPLOYEES SUPERANNUATION BOARD	0	407.993	407.993
**D	IAGAM GLOBAL EQUITY TRUST	0	139.863	139.863
**D	QIC INTERNATIONAL EQUITIES FUND	0	115.235	115.235
**D	SAMFORD UNIVERSITY	0	9.556	9.556
**D	THE TRUSTEES OF THE HENRY SMITH CHARITY	0	175.464	175.464
**D	TYCO ELECTRONICS CORPORATION RETIREMENT SAVINGS AND INVESTMENT PLAN	0	47.510	47.510
**D	STP NUCLEAR OPERATING COMPANY RETIREMENT TRUST	0	2.893	2.893
**D	S.ROBSON WALTON 1999 CHILDRENS TRUST	0	22.740	22.740
**D	NAYWEST TRUSTEE AND DEPOSITARY SERVICES LIMITED AS TRUSTEE OF THE MAID EN FUND	0	343.224	343.224
**D	OAKLAND COUNTY EMPLOYEES RETIREMENT SYSTEM	0	80.563	80.563
**D	NATIONAL RAILROAD RETIREMENT INVESTMENT TRUST	0	1.034.608	1.034.608
**D	NORTHERN TRUST GLOBAL INVESTMENTS COLLECTIVE FUNDS TRUST	0	19.194.815	19.194.815
**D	PRESBYTERIAN CHURCH (USA) FOUNDATION	0	53.873	53.873
**D	JOHN T WALTON FAMILY TRUST	0	124.531	124.531
**D	HRW TESTAMENTARY TRUST NO 2	0	32.139	32.139
**D	HRW TESTAMENTARY TRUST NO. 6	0	48.037	48.037

EST

626

LISTA ESITO DELLE VOTAZIONE

Oggetto: Determinazione del numero dei componenti il Consiglio di Amministrazione

FAVOREVOLI

Badge	Ragione Sociale	Proprio	Delega	Totale
**D	HRW TESTAMENTARY TRUST NO. 9	0	46.017	46.017
**D	HRW TESTAMENTARY TRUST NO. 12	0	65.493	65.493
**D	HRW TESTAMENTARY TRUST NO 5	0	32.649	32.649
**D	HRW TRUST NO 4 UAD 01/17/03	0	33.778	33.778
**D	HRW TRUST NO 3 UAD 01/17/03	0	39.490	39.490
**D	HRW TESTAMENTARY TRUST NO 1	0	70.769	70.769
**D	HRW TESTAMENTARY TRUST NO 3	0	48.759	48.759
**D	HRW TRUST NO 1 UAD 01/17/03	0	42.407	42.407
**D	HRW TESTAMENTARY TRUST NO. 10	0	57.366	57.366
**D	HRW TRUST NO 2 UAD 01/17/03	0	46.269	46.269
**D	HRW TESTAMENTARY TRUST NO 4	0	32.492	32.492
**D	HRW TESTAMENTARY TRUST NO 6	0	60.587	60.587
**D	HRW TESTAMENTARY TRUST NO. 11	0	71.064	71.064
**D	HRW TESTAMENTARY TRUST NO. 11	0	19.624	19.624
**D	OWENS CORNING DEFINED BENEFIT MASTER TRUST	0	60.987	60.987
**D	NORTHERN ENGAGE360 FUND	0	5.022.269	5.022.269
**D	NEW IRELAND ASSURANCE COMPANY PLC	0	2.737.649	2.737.649
**D	NORTHERN FUNDS - INTERNATIONAL EQUITY INDEX FUND	0	11.995	11.995
**D	MICHIGAN CATHOLIC CONFERENCE	0	83.012	83.012
**D	MICHIGAN CATHOLIC CONFERENCE	0	547.012	547.012
**D	ASCENSION HEALTHCARE MASTER PENSION TRUST	0	36.984	36.984
**D	MICHIGAN CATHOLIC CONFERENCE MASTER PENSION TRUST	0	191.061	191.061
**D	MICHIGAN CATHOLIC CONFERENCE MASTER PENSION TRUST	0	79.802	79.802
**D	LOCKHEED MARTIN CORPORATION MASTER RETIREMENT TRUST	0	561.459	561.459
**D	LOCKHEED MARTIN CORPORATION MASTER RETIREMENT TRUST	0	300.286	300.286
**D	THE LEVERHULME TRUST	0	1.046.511	1.046.511
**D	THE LEVERHULME TRUST	0	37.736	37.736
**D	JTW TRUST NO. 2 UAD 9/19/02	0	39.892	39.892
**D	JTW TRUST NO. 4 UAD 9/19/02	0	28.500	28.500
**D	JTW TRUST NO. 1 UAD 9/19/02	0	28.855	28.855
**D	JTW TRUST NO. 3 UAD 9/19/02	0	20.274	20.274
**D	JTW TRUST NO. 5 UAD 9/19/02	0	34.290	34.290
**D	OAKLAND POLICE AND FIRE RETIREMENT SYSTEM	0	46.775	46.775
**D	HEWITT ASSOCIATES LLC 401K PLAN TRUST	0	293.984	293.984
**D	THE HEALTH FOUNDATION	0	78.277	78.277
**D	OLD WESTBURY MULTI-ASSET OPPORTUNITIES FUND	0	97.818	97.818
**D	FORD MOTOR COMPANY DEFINED BENEFIT MASTER TRUST	0	60.300	60.300
**D	COVENANT HEALTH	0	37.719	37.719
**D	EXELON FITZPATRICK QUALIFIED FUND	0	8.411	8.411
**D	ACORN 1998 TRUST	0	354.585	354.585
**D	EMERSON ELECTRIC CO. RETIREMENT MASTER TRUST	0	3.743	3.743
**D	EXELON PEACH BOTTOM UNIT 1 QUALIFIED FUND 10	0	152.400	152.400
**D	EMERSON ELECTRIC CO. RETIREMENT MASTER TRUST	0	195.658	195.658
**D	FORD MOTOR COMPANY DEFINED BENEFIT MASTER TRUST	0		

EPM

LISTA ESITO DELLE VOTAZIONE
Oggetto: Determinazione del numero dei componenti il Consiglio di Amministrazione
FAVOREVOLI

Badge	Ragione Sociale	Proprio	Delega	Totale
**D	FLORIDA COLLEGE SAVINGS PROGRAM	0	4.103	4.103
**D	FRANCISCAN ALLIANCE, INC.	0	198.666	198.666
**D	COMBUSTION ENGINEERING 524(G) ASBESTOS FI TRUST PI TRUST	0	23.232	23.232
**D	CENTURYLINK, INC. DEFINED CONTRIBUTION PLAN MASTER TRUST	0	412.557	412.557
**D	CATERPILLAR INVESTMENT TRUST	0	349.892	349.892
**D	CATERPILLAR INC MASTER RETIREMENT TRUST	0	267.175	267.175
**D	CATERPILLAR INC MASTER RETIREMENT TRUST	0	868.425	868.425
**D	CATERPILLAR INC MASTER RETIREMENT TRUST	0	506.468	506.468
**D	CATERPILLAR INC MASTER RETIREMENT TRUST	0	25.183	25.183
**D	BRISTOL-MYERS SQUIBB COMPANY MASTER RETIREMENT TRUST	0	4.470.319	4.470.319
**D	THE NORTHERN TRUST COMPANY SUB-ADVISED COLLECTIVE FUNDS TRUST	0	90.414	90.414
**D	NORTHERN FUNDS INTERNATIONAL GROWTH EQUITY FUND	0	423.465	423.465
**D	NORTHERN FUNDS INTERNATIONAL GROWTH EQUITY FUND	0	125.031	125.031
**D	ALW 2010 FAMILY TRUST ALICE WALTONC/O WALTON ENTERPRISES LLC	0	40.525	40.525
**D	AON SAVINGS PLAN TRUST	0	27.513	27.513
**D	AON PENSION PLAN TRUST AON CORPORATION	0	546.330	546.330
**D	CALIFORNIA PHYSICIANS SERVICE D/B/A BLUE SHIELD OF CALIFORNIA	0	177.096	177.096
**D	AMERICAN HONDA MASTER RETIREMENT TRUST	0	807.706	807.706
**D	CITY OF MILWAUKEE EMPLOYEES RETIREMENT SYSTEM	0	1.143.157	1.143.157
**D	CHEVRON MASTER PENSION TRUST	0	267.754	267.754
**D	GUIDESTONE FUNDS INTERNATIONAL EQUITY FUND	0	339.346	339.346
**D	FLORIDA PREPAID COLLEGE PROGRAM	0	395.596	395.596
**D	CENTURYLINK, INC. DEFINED BENEFIT MASTER TRUST	0	58.474	58.474
**D	GUIDESTONE FUNDS INTERNATIONAL EQUITY INDEX FUND	0	176.642	176.642
**D	STITCHING INSTITUIT GAK	0	35.533	35.533
**D	ALFRED I. DUPONT TESTAMENTARY TRUST	0	42.360	42.360
**D	CSAA INSURANCE EXCHANGE	0	166.868	166.868
**D	EMPLOYEES RETIREMENT FUND OF THE CITY OF DALLAS	0	641.034	641.034
**D	EMPLOYEES RETIREMENT FUND OF THE CITY OF DALLAS	0	350.638	350.638
**D	CITY OF LOS ANGELES FIRE AND POLICE PENSION PLAN	0	1.733.631	1.733.631
**D	INVESTMENT MASTER TRUST OF EXELIS INC.	0	2.146.885	2.146.885
**D	ILLINOIS MUNICIPAL RETIREMENT FUND	0	246.452	246.452
**D	ILLINOIS MUNICIPAL RETIREMENT FUND	0	577.196	577.196
**D	ILLINOIS MUNICIPAL RETIREMENT FUND	0	128.853	128.853
**D	LOCKHEED MARTIN CORPORATION MASTER RETIREMENT TRUST	0	154.900	154.900
**D	MERCY INVESTMENT SERVICES, INC.	0	37.099	37.099
**D	MISSOURI LOCAL GOVERNMENT EMPLOYEES RETIREMENT SYSTEM	0	414.100	414.100
**D	MARSH AND MCLENNAN MASTER RETIREMENT TRUST	0	67.779	67.779
**D	MARSH AND MCLENNAN MASTER RETIREMENT TRUST	0	407.185	407.185
**D	AMPSAND INVESTMENTS LIMITED	0	1.693.500	1.693.500
**D	GOG PARTNERS GLOBAL EQUITY FUND	0	1.355.730	1.355.730
**D	NORTH DAKOTA STATE INVESTMENT BOARD	0	140.000	140.000
**D	OKLAHOMA PUBLIC EMPLOYEES RETIREMENT SYSTEM	0	28.090	28.090
**D	PREMIER GLOBAL INFRASTRUCTURE INCOME FUND	0		
**D	UPCW UNION AND PARTICIPATING FOOD INDUSTRY EMPLOYERS TRI-STATE PENSION TRUST FUND	0		

EM

LISTA ESITO DELLE VOTAZIONE
 Oggetto: Determinazione del numero dei componenti il Consiglio di Amministrazione
 FAVOREVOLI

Badge	Ragione Sociale	Proprio	Delega	Totale
**D	UTAH STATE RETIREMENT SYSTEMS	0	1.162.531	1.162.531
**D	MASTER TRUST AGREEMENT UNDER VARIOUS EMPLOYEE BENEFIT PLANS UNILEVER UNITED STATES INC. AND ITS SUBSIDIARIES AND AFFILIA	30.648		0
	30.648			
**D	WYOMING RETIREMENT SYSTEM	0	183.665	183.665
**D	PROVIDENCE ST. JOSEPH HEALTH LONG TERM PORTFOLIO	0	258.900	258.900
**D	STANISLAUS COUNTY EMPLOYEES' RETIREMENT ASSOCIATION 832	0	481.900	481.900
**D	SCHLUMBERGER GROUP TRUST AGREEMENT	0	1.385.729	1.385.729
**D	SALT RIVER PIMA-MARICOPA INDIAN COMMUNITY	0	55.533	55.533
**D	SHRINERS HOSPITALS FOR CHILDREN	0	2.209.907	2.209.907
**D	SAN MATEO COUNTY EMPLOYEES' RETIREMENT ASSOCIATION	0	549.102	549.102
**D	CITY OF TALLAHASSEE	0	168.710	168.710
**D	PYRAMIS GROUP TRUST FOR EMPLOYEE BENEFIT PLANS	0	603.325	603.325
**D	HSBC GLOBAL EQUITY FUND	0	193.921	193.921
**D	FORD MOTOR COMPANY OF CANADA, LIMITED PENSION TRUST	0	44.477	44.477
**D	HSBC INTERNATIONAL EQUITY POOLED FUND	0	375.132	375.132
**D	NAV CANADA PENSION PLAN	0	61.298	61.298
**D	NAV CANADA PENSION PLAN	0	379.654	379.654
**D	NAV CANADA PENSION PLAN	0	105.336	105.336
**D	OPSEU PENSION PLAN TRUST FUND	0	51.970	51.970
**D	IWA - FOREST INDUSTRY PENSION PLAN 2100	0	367.680	367.680
**D	QUILTER INVESTORS	0	660.525	660.525
**D	LEGAL AND GENERAL EUROPEAN INDEX TRUST	0	4.498.754	4.498.754
**D	LEGAL AND GENERAL INTERNATIONAL INDEX TRUST	0	527.816	527.816
**D	LEGAL AND GENERAL GLOBAL EQUITY INDEX FUND	0	32.260	32.260
**D	LEGAL AND GENERAL FUTURE WORLD EQUITY FACTORS INDEX FUND	0	79.436	79.436
**D	LEGAL AND GENERAL FUTURE WORLD ESG DEVELOPED INDEX FUND	0	6.925	6.925
**D	RELIANCE TRUST INSTITUTIONAL RETIREMENT TRUST SERIES TEN	0	3.773.237	3.773.237
**D	RELIANCE TRUST INSTITUTIONAL RETIREMENT TRUST SERIES TEN	0	2.712.052	2.712.052
**D	ROCKEFELLER CAPITAL MANAGEMENT UCIT S ICAV	0	195.158	195.158
**D	PZENA VALUE FUNDS PLC C/O SANNE	0	310.291	310.291
**D	STATE STREET GLOBAL ADVISORS GROSS ROLL UP UNIT TRUST	0	182.869	182.869
**D	SARASIN GLOBAL DIVIDEND (STERLING HEDGED)	0	521.272	521.272
**D	SARASIN GLOBAL HIGHER DIVIDEND (STERLING HEDGED)	0	610.297	610.297
**D	SARASIN GLOBALSAR - BALANCED (EUR)	0	311.300	311.300
**D	SARASIN GLOBALSAR - STRATEGIC FUND A SUB FUND OF SARASIN FUNDS ICVC	0	366.150	366.150
**D	SARASIN GLOBALSAR OPTIMA (EUR)	0	50.830	50.830
**D	PRESCIENT GLOBAL FUNDS PLC	0	46.150	46.150
**D	SARASIN IE DIVERSIFIED ENDOWMENTS FUND	0	155.907	155.907
**D	SARASIN IE GLOBAL EQUITY OPPORTUNITIES (GBP)	0	664.378	664.378
**D	BARING INVESTMENT FUNDS PLC	0	10.073	10.073
**D	BLACKROCK AUTHORISED CONTRACTUAL SCHEME I	0	6.536.882	6.536.882
**D	LEGAL AND GENERAL AUTHORISED CONTRACTUAL SCHEME	0	115.514	115.514
**D	TT INTERNATIONAL FUNDS PLC	0	44.651	44.651

LISTA ESITO DELLE VOTAZIONE

Oggetto: Determinazione del numero dei componenti il Consiglio di Amministrazione
FAVOREVOLI

Badge	Ragione Sociale	Proprio	Delega	Totale
**D	LEGAL AND GENERAL ICAV	0	207.698	207.698
**D	KBI INSTITUTIONAL FUND ICAV	0	747.040	747.040
**D	BRITISH COLUMBIA INVESTMENT MANAGEMENT CORPORATION	0	3.099.865	3.099.865
**D	STATE TEACHERS RETIREMENT SYSTEM OF OHIO	0	10.791.414	10.791.414
**D	SARASIN IE GLOBAL EQUITY OPPORTUNITIES (USD)	0	326.730	326.730
**D	BANCO NACIONAL DE PANAMA, ACTING AS TRUSTEE OF THE FIDELICOMISO DE FONDO DE AHORRO DE PANAMA	0	35.335	35.335
**D	SARASIN IE GLOBALSAR - DYNAMIC (GBP)	0	1.015.000	1.015.000
**D	LGPS CENTRAL AUTHORISED CONTRACTUAL SCHEME	0	1.580.754	1.580.754
**D	UBS COMMON CONTRACTUAL FUND	0	2.648	2.648
**D	QSUPER	0	114.387	114.387
**D	TAMESIDE METROPOLITAN BOROUGH COUNCIL AS THE ADMINISTERING AUTHORITY OF THE GREATER MANCHESTER PENSION FUND	0	0	0
**D	454.551	0	1.919.140	1.919.140
**D	LF WALES PENSION PARTNERSHIP (WALES PF) ASSET POOLING ACS UMBRELLA	0	515.345	515.345
**D	BLACKROCK UCITS CCF. BLACKROCK ASSET MANAGEMENT IRELAND LIMITED	0	0	0
**D	INTERNATIONAL BANK FOR RECONSTRUCTION AND DEVELOPMENT ON BEHALF OF THE WORLD BANK GROUP TRUST FUNDS	0	0	0
**D	38.836	0	1.750.000	1.750.000
**D	WEST YORKSHIRE PENSION FUND	0	84.847	84.847
**D	CLEARWATER INTERNATIONAL FUND	0	1.129.400	1.129.400
**D	FIDELITY ADVISOR SERIES VIII: FIDELITY ADVISOR DIVERSIFIED INTERNATIONAL FUND	0	1.575.819	1.575.819
**D	MERSEYSIDE PENSION FUND	0	736.999	736.999
**D	UNIVEST	0	322.368	322.368
**D	STICHTING BEDRIJFSTAKPENSIOENFONDS VOOR HET SCHOONMAAK EN GLAZENWASSER SBEDRIJF	0	601.023	601.023
**D	STICHTING BEDRIJFSTAKPENSIOENFONDS VOOR HET BEROEPSVERVOER OVER DE WEG	0	605.592	605.592
**D	FUARDE AP-FONDEN	0	480.938	480.938
**D	STICHTING BEDRIJFSTAKPENSIOENFONDS ZORGVZERKERAARS	0	1.100.076	1.100.076
**D	SCHLUMBERGER INTERNATIONAL STAFF RETIREMENT FUND FCP-SIF	0	255.460	255.460
**D	STICHTING BEDRIJFSTAKPENSIOENFONDS VOOR HET LEVENSMIDDELENBEDRIJF	0	1.508.994	1.508.994
**D	NORTHERN TRUST UCITS FGR FUND	0	1.030.880	1.030.880
**D	ANDRA AP-FONDEN	0	23.489	23.489
**D	AMUNDI UCITS FGR FUNDS	0	101.050	101.050
**D	ROBECO INSTITUTIONAL UMBRELLA FUND	0	3.473.960	3.473.960
**D	STICHTING BEDRIJFSTAKPENSIOENFONDS VOOR DE DETAILHANDEL	0	915.400	915.400
**D	BROOKFIELD GL. LISTED INFR.UCITS FD	0	33.600	33.600
**D	BROOKFIELD RL ASSETS SECUR UCITS FD	0	122.691	122.691
**D	DANSKE INVEST SICAV EUROPA (SEK)	0	420.224	420.224
**D	DANSKE INVEST SICAV GLOBAL INDEX	0	139.897	139.897
**D	DANSKE INVEST SICAV SRI GLOBAL	0	61.039	61.039
**D	LGT SIC II EQ EMV (USD) - POOL AC	0	318.082	318.082
**D	INVESTING	0	348.100	348.100
**D	SARASIN IE GLOBALSAR - DYNAMIC (USD)	0	155.000	155.000
**D	SARASIN IE GLOBALSAR - INCOME (GBP)	0	103.400	103.400
**D	SARASIN IE GLOBALSAR - STRATEGIC (EUR)	0	0	0
**D	UBI SICAV (GLOBAL EQUITY	0	690.447	690.447

EPA

LISTA ESITO DELLE VOTAZIONE

Oggetto: Determinazione del numero dei componenti il Consiglio di Amministrazione
FAVOREVOLI

Badge	Ragione Sociale	Proprio	Delega	Totale
**D	SARASIN IE GLOBALSAR - STRATEGIC (GBP)	0	123.039	123.039
**D	VONTOBEL ASSET MANAGEMENT S.A.	0	437.328	437.328
**D	SARASIN IE GLOBALSAR - STRATEGIC (USD)	0	93.400	93.400
**D	DANSKE INVEST SICAV EUROPE	0	215.944	215.944
**D	REPA-QCF-EUROPEAN EQUITIES POOL A	0	276.080	276.080
**D	EGPB - QCF - GLOBAL EQUITY POOL B	0	32.610	32.610
**D	UNIVERSE THE CMI CONTINEN. EUROPEANEQUITY	0	770.557	770.557
**D	VONTOBEL FUND (CH) - VESCORE GLOBALEQUITY MULTIFACTOR OLIVIER SCHALBETTER VONTOBEL FONDS SERVICES AG	0	0	990
**D	VARIOPARTNER (CH) -3- ALPHA MEGATRENDS	0	35.923	35.923
**D	CMLA GLOBAL LOW VOLATILITY EQUITY FUND	0	77.852	77.852
**D	KB BROOKFIELD GLOBAL SUSTAINABLE NERGY INFRA SECURITIES MASTER FUND (USD) (EQUITY)	0	12.100	12.100
**D	CMLA INDEXED GLOBAL SHARE FUND	0	53.982	53.982
**D	LEGAL AND GENERAL ASSURANCE PENSIONS MANAGEMENT LIMITED	0	32.622.880	32.622.880
**D	IRISH LIFE ASSURANCE.	0	8.877	8.877
**D	IRISH LIFE ASSURANCE.	0	2.531.955	2.531.955
**D	IRISH LIFE ASSURANCE.	0	33.638	33.638
**D	IRISH LIFE ASSURANCE.	0	154.101	154.101
**D	IRISH LIFE ASSURANCE.	0	1.838.704	1.838.704
**D	IRISH LIFE ASSURANCE PLC	0	150.000	150.000
**D	JUPITER RESPONSIBLE INCOME FUND	0	1.332.336	1.332.336
**D	GQG GLOBAL UCITS ICAV	0	3.246.015	3.246.015
**D	J O HAMRO CAPITAL MANAGEMENT GLOBAL OPPORTUNITIES FUND	0	5.537.958	5.537.958
**D	STICHTING MN SERVICES	0	1.500.682	1.500.682
**D	STICHTING PENSTOEFONDS METAAL EN TECHNIEK MN SERVICES	0	64.086	64.086
**D	UBS CANADA	0	5.417.611	5.417.611
**D	ZURICH LIFE ASSURANCE PLC	0	26.775	26.775
**D	OLD MUTUAL GLOBAL INVESTORS	0	67.763	67.763
**D	CFSIL ATF CMLA INTERNATIONAL SHARE FUND	0	794.509	794.509
**D	STICHTING MN SERVICES AANDELENFONDS EUROPA	0	65.170	65.170
**D	LEGAL AND GENERAL INVESTMENT MANAGEMENT	0	537.936	537.936
**D	LEGAL AND GENERAL	0	84.285	84.285
**D	LEGAL AND GENERAL ASSURANCE SOCIETY LIMITED	0	15.621.196	15.621.196
**D	STANDARD LIFE ASSURANCE LIMITED	0	1.291.376	1.291.376
**D	THE TRUSTEES OF THE STANDARD LIFE SCHEME	0	367.401	367.401
**D	SLIC - EUROPEAN EQUITY GROWTH FUND	0	507.586	507.586
**D	SLIC - GLOBAL EQUITY INCOME FUND	0	18.608.686	18.608.686
**D	CITIBANK INTERNATIONAL PLC AS TRUSTEE CITIBANK INT.PLC	0	304.759	304.759
**D	INVECO POOLED INVESTMENT FUND - EUROPE FUND	0	103.093	103.093
**D	REGON CUSTODY B.V	0	929.464	929.464
**D	REGON CUSTODY B.V	0	469.367	469.367
**D	THE NOMURA TRUST AND BANKING CO LTD	0	18.148	18.148
**D	THE NOMURA TRUST AND BANKING CO LTD	0	34.852	34.852
**D	BERESFORD FUNDS PLC	0	0	0

EF

631

LISTA ESITO DELLE VOTAZIONE
 Oggetto: Determinazione del numero dei componenti il Consiglio di Amministrazione
 FAVOREVOLI

Badge	Ragione Sociale	Proprio	Delega	Totale
**D	SLIC II - STANDARD LIFE INVESTMENTS	0	1.367.064	1.367.064
**D	SARASIN THEMATIC GLOBAL EQUITY (STERLING HEDGED)	0	448.365	448.365
**D	PRINCIPAL TRUST COMPANY (ASIA LIMITED)	0	312.505	312.505
**D	CFSIL - COMMONWEALTH GLOBAL SHARE FUND 22	0	1.199.394	1.199.394
**D	CFSIL - COMMONWEALTH GLOBAL SHARE FUND 23	0	361.060	361.060
**D	CFSIL - COMMONWEALTH GLOBAL SHARE FUND 23	0	106.613	106.613
**D	COLONIAL FIRST STATE INVESTMENTS LIMITED	0	5.228.732	5.228.732
**D	ABERDEEN STANDARD OEIC II - ASI EUROPE EX UK INCOME EQUITY FUND	0	15.668.010	15.668.010
**D	STICHTING PGM DEPOSITARY	0	768.075	768.075
**D	MACQUARIE INVESTMENT MANAGEMENT LIMITED	0	97.409	97.409
**D	INTERNATIONAL EQUITIES FUND	0	332.712	332.712
**D	PRINCIPAL MFF EUROPEAN EQUITY FUND	0	121.476	121.476
**D	NATIONAL COUNCIL FOR SOCIAL SECURITY FUND.	0	423.000	423.000
**D	AEGON CUSTODY B.V.	0	2.200	2.200
**D	LEGG MASON INC	0	3.123	3.123
**D	CFSIL - COLONIAL FIRST STATE GLOBAL ASSET MANAGEMENT MULTI SECTOR TRUST 1	0	211.448	211.448
**D	SDA INTL EQUITY INDEX FD WORLD	0	105.419	105.419
**D	CBOSC-CBGS-WGSS07	0	94.900	94.900
**D	BRICKLAYERS + TROWEL TRADES INTERNATIONAL PENSION FUND	0	95.200	95.200
**D	UNITED FOOD + COMMERCIAL WORKERS FOR EMPLOYEES	0	38.334	38.334
**D	ARCHDIOCESE OF DETROIT	0	1.594.600	1.584.600
**D	SIGNATURE GLOBAL INCOME AND GROWTH FUND	0	124.776	124.776
**D	THREADNEEDLE (LUX) COLUMBIA THREADNEEDLE INVESTMENTS	0	272.048	272.048
**D	JANUS HENDERSON CAPITAL FUNDS PLC	0	43.922	43.922
**D	CBOSC ATF CW BK GRP SUP WGSS08	0	304.450	304.450
**D	PINEBRIDGE FUND SERIES PINEBRIDGE EUROPE EQUITY FUND	0	52.630	52.630
**D	SOLARI LANE TRUST	0	1.787.516	1.787.516
**D	CITIBANK INTERNATIONAL PLC	0	66.313	66.313
**D	STANDARD LIFE WEALTH ACER FUND CITIBANK INTERNATIONAL PLC	0	17.248	17.248
**D	OLD MUTUAL EUROPEAN EQUITY (EX UK FUND A SUB FUND OF OLD MUTUAL INVESTMENT FUNDS SERIES II	0	272.870	272.870
**D	JOHN HANCOCK VARIABLE INSURANCE TRUST INTERNATIONAL VALUE TRUST	0	290.158	290.158
**D	JOHN HANCOCK VARIABLE INSURANCE TRUST INTERNATIONAL EQUITY INDEX TRUST	0	228.671	228.671
**D	JOHN HANCOCK FUNDS II INTERNATIONAL VALUE FUND	0	124.414	124.414
**D	VICTORY TRIVALENT INTERNATIONAL FUND - CORE EQUITY	0	1.878.421	1.878.421
**D	LEGAL AND GENERAL COLLECTIVE INVESTMENT TRUST	0	48.766	48.766
**D	VICTORY CAPITAL INTERNATIONAL COLLECTIVE INVESTMENT TRUST	0	92.296	92.296
**D	COMMONWEALTH SPECIALIST FUND 36	0	271.442	271.442
**D	CFSIL RE COLONIAL FIRST STATE INVESTMENT FUND 10	0	180.441	180.441
**D	STANDARD LIFE INVESTMENTS LIABILITY SOLUTIONS ICAV	0	335.327	335.327
**D	NEWBURG NOMINEES LIMITED INVESTORS WHOLESale GLOBAL EQUITY (INDEX) TRUST	0	99.499	99.499
**D	LATVIJAS BANKA	0	141.881	141.881
**D	VICTORY RS GLOBAL FUND	0	919.647	919.647
**D	VICTORY RS INTERNATIONAL FUND	0	410.187	410.187
**D	VICTORY RS INTERNATIONAL VIP SERIES	0	0	0

GA

632

LISTA ESITO DELLE VOTAZIONE

Oggetto: Determinazione del numero dei componenti il Consiglio di Amministrazione
FAVOREVOLI

Badge	Ragione Sociale	Proprio	Delega	Totale
**D	JOHN HANCOCK FUNDS II INTERNATIONAL STRATEGIC EQUITY ALLOCATION FUND	0	509.359	509.359
**D	MACQUARIE MULTI-FACTOR FUND	0	127.774	127.774
**D	HOSIPLUS POOLED SUPERANNUATION TRUST	0	159.045	159.045
**D	VICTORYSHARES DEVELOPED ENHANCED VOLATILITY WTD INDEX ETF	0	10.091	10.091
**D	VICTORYSHARES INTERNATIONAL VOLATILITY WTD INDEX ETF	0	29.818	29.818
**D	VICTORYSHARES INTERNATIONAL VOLATILITY WTD INDEX ETF	0	41.697	41.697
**D	CITITRUST LIMITED AS TRUSTEE OF BLACKROCK PREMIER FUNDS-BLACKROCK WORLD EQUITY INDEX FUND	0	86.400	86.400
**D	INVECO POOLED INVESTMENT FUND-GLOBAL STRATEGIC EQUITY FUND	0	59.140	59.140
**D	THE HARBORWALK PRIVATE TRUST - THEINTERNATIONAL EQUITY FUND	0	47.583	47.583
**D	STANDARD LIFE WEALTH GLOBAL EQUITY INCOME FUND	0	331.326	331.326
**D	STICHTING ALGEMEEN PENSIOENFONDS	0	12.993	12.993
**D	STICHTING ALGEMEEN DEVELOPED MARKETS FUNDAMENTAL INDEX CTF	0	208.338	208.338
**D	SOCIALLY RESPONSIBLE DEVELOPED MARKETS FUNDAMENTAL INDEX CTF	0	192.524	192.524
**D	SUN LIFE GLOBAL INVESTMENTS (CANADA) INC C/O ISS	0	517.672	517.672
**D	ABERDEEN INVESTMENT FUNDS UK ICVC II - ABERDEEN WORLD EQUITY ENHANCED INDEX FUND	0	84.415	84.415
**D	ABERDEEN INVESTMENT FUNDS UK ICVC II - ABERDEEN EUROPEAN EQUITY ENHANCED INDEX FUND	0	1.255.779	1.255.779
**D	ABERDEEN INVESTMENT FUNDS UK ICVC II - ABERDEEN EUROPEAN EQUITY TRACKER FUND	0	534.507	534.507
**D	ABERDEEN INVESTMENT FUNDS UK ICVC II - ABERDEEN EUROPEAN EQUITY TRACKER FUND	0	5.362.442	5.362.442
**D	LIFE INTERNATIONAL DESIGNATED ACTIVITY COMPANY	0	1.377.587	1.377.587
**D	USAA CAPITAL GROWTH FUND	0	253.730	253.730
**D	USAA INTERNATIONAL FUND	0	59.516	59.516
**D	USAA WORLD GROWTH FUND	0	307.828	307.828
**D	VICTORYSHARES USAA MSCI INTERNATIONAL VALUE MOMENTUM ETF	0	8.146.143	8.146.143
**D	PRINCIPAL FINANCIAL SERVICES INC. - LISTED INFRASTRUCTURE	0	1.821.981	1.821.981
**D	UBS (LUX) EQUITY SICAV - GLOBAL OPPORTUNITY (USD)	0	415.503	415.503
**D	VERDIPAPIRFONDET DNB GLOBAL IV	0	561.647	561.647
**D	VERDIPAPIRFONDET DNB MILJOINVEST	0	111.266	111.266
**D	VERDIPAPIRFONDET DNB GLOBAL INDEKS	0	88.860	88.860
**D	STANDARD LIFE WEALTH FALCON FUND	0	441.333	441.333
**D	VERDIPAPIRFONDET DNB EUROPA	0	10.608	10.608
**D	USAA MUTUAL FUNDS TRUST	0	17.577	17.577
**D	UBS FUND MGT (CH) AG VAAKEU / CH0066	0	39.088	39.088
**D	MANDATORY PROVIDENT FUND SCHEMES	0	13.556	13.556
**D	TIMOTHY PLAN INTERNATIONAL EIF	0	10.499	10.499
**D	UNIFIED ACCUMULATIVE PENSION FUND JOINT STOCK COMPANY	0	80.530	80.530
**D	SYKERJELFS-OG PENSJONSORDNING FOR LEGER	0	1.745.703	1.745.703
**D	THE GRAUSTEIN TRUSTS PARTNERSHIP	0	977.684	977.684
**D	THE GUILFORD GLAZER NON-EXEMPT MARITAL TRUST	0	33	33
**D	POINT72 ASSOCIATES LLC - FSEU C/O THE CORPORATION TRUST COMPANY	0	3.646	3.646
**D	JANUS HENDERSON INTECH EQUITY MARKET NEUTRAL FUND LIMITED	0	2.275	2.275
**D	STATERA MASTER INVESTORS (CAYMAN) L.P.	0	1.267	1.267
**D	PANAGORA ASSET MANAGEMENT INC.	0	29.381	29.381
**D	LAZARD ASSET MANAGEMENT LLC QUANTITATIVE EQUITY FUNDS	0	117.869	117.869
**D	TUDOR SYSTEMATIC TACTICAL TRADING LTD - SERGEY C/O TUDOR INVESTMENT CORPORATION	0		
**D	HANSJOERG WYSS REVOCABLE TRUST UAD	0		
**D	THE HARRY L. BRADLEY JR. TRUSTS MASTER INVESTMENT PARTNERSHIP LLP C/O JACOBUS WEALTH MANAGEMENT	0		

EA

633

LISTA ESITO DELLE VOTAZIONE
 Oggetto: Determinazione del numero dei componenti il Consiglio di Amministrazione
 FAVOREVOLI

Badge	Regione Sociale	Proprio	Delega	Totale
**D	THE JBUT MASTER INVESTMENT PARTNERS HIP LLP C/O JACOBUS WEALTH MANAGEMENT	0	276.873	276.873
**D	ATLAS ENHANCED MASTER FUND LTD. C/O MAPLES CORPORATE SERVICES LIMITED	0	16.179	16.179
**D	ATLAS MASTER FUND LTD. C/O MAPLES CORPORATE SERVICES LIMITED	0	181	181
**D	NOVA SCOTIA HEALTH EMPLOYEES PENSION PLAN	0	59.641	59.641
**D	MANULIFE SOBEYS GLOBAL EQUITY FUND	0	245.000	245.000
**D	MANULIFE GLOBAL INFRASTRUCTURE FUND	0	529.200	529.200
**D	SENTRY GLOBAL INFRASTRUCTURE PRIVATE TRUST	0	81.914	81.914
**D	SENTRY GLOBAL INFRASTRUCTURE FUND	0	1.689.050	1.689.050
**D	MANULIFE INTERNATIONAL STOCK FUND UT	0	657.458	657.458
**D	RBC QUANT EAFE EQUITY LEADERS ETF	0	8.916	8.916
**D	RBC QUANT EUROPEAN DIVIDEND LEADERS ETF	0	18.434	18.434
**D	RBC QUBE LOW VOLATILITY GLOBAL EQUITY FUND	0	2.345.814	2.345.814
**D	RBC O SHAUGHNESSY INTERNATIONAL EQUITY FUND	0	53.901	53.901
**D	RBC O SHAUGHNESSY INTERNATIONAL EQUITY FUND	0	118.919	118.919
**D	THE PUBLIC INSTITUTION FOR SOCIAL SECURITY	0	533.811	533.811
**D	SL MFS LOW VOL INTL EQ FD	0	14.420	14.420
**D	CWB ONYX GLOBAL EQUITY FUND	0	75.233	75.233
**D	IA CLARINGTON GLOBAL VALUE FUND 1080 SUCC TERMINUS	0	100.000	100.000
**D	CC AND I ALTERNATIVE GLOBAL EQUITY FUND	0	2.325	2.325
**D	NBIMC EAFE EQUITY INDEX FUND	0	202.720	202.720
**D	MUNICIPAL EMPLOYEES PENSION PLAN C/O GLASS LEWIS AND CO	0	71.435	71.435
**D	MUNICIPAL EMPLOYEES PENSION PLAN C/O ISS	0	220.542	220.542
**D	MUNICIPAL EMPLOYEES PENSION PLAN C/O ISS	0	756.716	756.716
**D	RBC QUBE STABLE DIVIDEND GLOBAL	0	32.886	32.886
**D	MANULIFE GLOBAL INFRASTRUCTURE CLASS	0	118.000	118.000
**D	NBIMC EAFE EQUITY INDEX FUND - CLASS N	0	11.316	11.316
**D	IAC INTERNATIONAL EQUITY FD	0	10.000	10.000
**D	PAVILLON INTERNATIONAL FOCUSED EQUITY POOL	0	55.552	55.552
**D	THE REPRESENTATIVE CHURCH BODY	0	170.587	170.587
**D	PERPETUAL ECONOMIC DIVERSIFICATION GLOBAL EQUITY FUND	0	109.651	109.651
**D	AMUNDI CANADA INC C/O ISS	0	20.610	20.610
**D	FU115 FONDS INDUSTRIELLE ALLIANCE	0	27.000	27.000
**D	CI SIGNATURE CANADIAN BALANCED FUND	0	313.339	313.339
**D	EL FINANCIAL CORPORATION LIMITED	0	456.000	456.000
**D	DOFASCO SUPPLEMENTARY RETIREMENT INCOME PLAN	0	55.139	55.139
**D	BROOKFIELD PUBLIC SECURITIES GROUP LLC C/O ISS	0	189.200	189.200
**D	BROOKFIELD GLOBAL LISTED INFRASTRUCTURE CANADIAN POOLED FUND	0	739.400	739.400
**D	SHORT BROTHERS CIF TRUSTEE LIMITED	0	204.400	204.400
**D	SHORT BROTHERS CIF TRUSTEE LIMITED	0	206.061	206.061
**D	BOMBARDIER TRUST (CANADA) REAL RETURN ASSETS FUND BOMBARDIER INC	0	304.500	304.500
**D	THE BOMBARDIER TRUST (UK)	0	117.000	117.000
**D	THE BOMBARDIER TRUST (UK)	0	193.399	193.399
**D	CI CORPORATE CLASS LIMITED	0	812.352	812.352

GA

034

LISTA ESITO DELLE VOTAZIONE
 Oggetto: Determinazione del numero dei componenti il Consiglio di Amministrazione
 FAVOREVOLI

Badge	Ragione Sociale	Proprio	Delega	Totale
**D	SIGNATURE INCOME AND GROWTH FUND	0	987.632	987.632
**D	TOWERS WATSON COMMON CONTRACTUAL FUND	0	9.300.151	9.300.151
**D	UBI SICAV - GLOBAL INFRASTRUCTURE	0	413.539	413.539
**D	SIGNATURE CANADIAN BALANCED FUND	0	568.722	568.722
**D	SIGNATURE DIVIDEND FUND	0	199.720	199.720
**D	CI GLOBAL FUND	0	145.378	145.378
**D	SIGNATURE SELECT CANADIAN FUND	0	853.744	853.744
**D	SIGNATURE GLOBAL DIVIDEND FUND	0	479.300	479.300
**D	THE ENDEAVOUR II FUND	0	21.993	21.993
**D	TRIASMA ALL COUNTRY WORLD EQUITYFUND	0	14.800	14.800
**D	RBC DEXIA TORONTO POOLED CLIENTS A/C	0	8.035	8.035
**D	WELLINGTON TRUST COMPANY NATIONAL ASSOCIATE MULTIPLE COMMON TRUST UNDS - CTF GLOBAL MANAGED RISK PLUS II PORTFOLIO	0	70.864	70.864
**D	XPO LOGISTICS RETIREMENT MASTER TRUST	0	143.056	143.056
**D	ECOFIN WATER AND POWER OPPORTUNITIES PLC CO BNP PARIBAS SECURITIES SERVICES	0	1.435.708	1.435.708
**D	WELLINGTON MANAGEMENT COMPANY LLP	0	1.134.653	1.134.653
**D	ATLAS MASTER LTD	0	48.609	48.609
**D	MAPLES CORPORATE SERVICES LIMITED	0	26.964	26.964
**D	LSVIEHE, LSVZEHE	0	12.600	12.600
**D	LAZARD ASSET MANAGEMENT LLC C/O LAARD ASSET MANAGEMENT LLC - EUROPEAN LONG/SHORT	0	65.515	65.515
**D	BENTON INVESTMENT FUND	0	62.553	62.553
**D	RBC QUANT GLE INERA LD ETF	0	8.822	8.822
**D	PRIVATE CLIENT INTL EQ PORT II	0	734.185	734.185
**D	PC INTL EQUITY INC AND GROWTH PT	0	451.133	451.133
**D	THE SHAKESPEARE HEAD FUND	0	117.561	117.561
**D	GREENCHIP GLOBAL EQUITY FUND	0	425.000	425.000
**D	NEW STAR EAFE FUND	0	99.073	99.073
**D	DOFASCO EMPLOYEES SAVINGS AND PROFITS SHARING FUND	0	10.374	10.374
**D	RBC PRIVATE WORLD EQUITY POOL	0	401.909	401.909
**D	BOMBARDIER TRUST (CANADA) GLOBAL EQUITIES FUND	0	501.870	501.870
**D	CI INCOME ADVANTAGE FUND	0	480.500	480.500
**D	CASTLEROCK ENHANCED YIELD FUND	0	1.688.270	1.688.270
**D	ALDER INVESTMENT FUND	0	101.640	101.640
**D	KAYNE ANDERSON CAPITAL ADVISORS LP	0	59.120	59.120
**D	LOCKHEED MARTIN CORPORATION MASTER RETIREMENT TRUST.	0	889.538	889.538
**D	AEGON CUSTODY B.V.	0	821.202	821.202
**D	AEGON CUSTODY B.V.	0	325.439	325.439
**D	AEGON CUSTODY B.V.	0	1.046.424	1.046.424
**D	GOVERNMENT OF NORWAY	0	24.658	24.658
**D	RBCISB PHITRUST ACTIVE INVNTORS EU	0	242.491.304	242.491.304
**D	THE ARKONSTREET COMMON CONTRACTUAL FUND	0	19.422	19.422
**D	DWS INVESTMENT GMBH FOR VERMOEGENSMANAGEMENT	0	2.858.653	2.858.653
**D		0	381.090	381.090

GH

635

LISTA ESITO DELLE VOTAZIONE
 Oggetto: Determinazione del numero dei componenti il Consiglio di Amministrazione
 FAVOREVOLI

Badge	Ragione Sociale	Proprio	Delega	Totale
**D	DWS INVESTMENT GMBH FOR ALBAITROS FONDS	0	35.429	35.429
**D	DWS INVESTMENT GMBH FOR DWS EUROPE DYNAMIC	0	55.451	55.451
**D	DWS INVESTMENT GMBH FOR DWS QI LOWVOL EUROPE	0	619.842	619.842
**D	DWS INVESTMENT GMBH FOR E. ON AKTIENFONDS DWS	0	75.000	75.000
**D	DWS INVESTMENT GMBH FOR DWS VORSORGE AS (DYNAMIK)	0	259.352	259.352
**D	DWS INVESTMENT GMBH FOR LOEWEN AKTIENFONDS	0	55.000	55.000
**D	DWS INVESTMENT GMBH FOR DWS VORSORGE AS FLEX	0	106.016	106.016
**D	DWS INVESTMENT GMBH FOR DYNAMIC EUROPE BALANCE	0	72.283	72.283
**D	DWS INVESTMENT GMBH FOR DWS QI EUROZONE EQUITY	0	329.050	329.050
**D	DWS INVESTMENT GMBH FOR DWS QI EUROPEAN EQUITY	0	110.223	110.223
**D	DWS INVESTMENT GMBH FOR MULTI-INDEX EQUITY FUND	0	61.836	61.836
**D	DWS INVEST. MIT TEILGESE. FOR FIX INC AND ALT	0	368.613	368.613
**D	ISHARES II PUBLIC LIMITED COMPANY	0	24.278.419	24.278.419
**D	ISHARES V PUBLIC LIMITED COMPANY	0	3.393.848	3.393.848
**D	ISHARES III PUBLIC LIMITED COMPANY	0	661.965	661.965
**D	ISHARES VI PUBLIC LIMITED COMPANY	0	7.005.947	7.005.947
**D	ISHARES VII PLC	0	1.194.749	1.194.749
**D	BLACKROCK AM DE AG FOR ISHS CORE EURO STOXX 50 UCITS ETF (DE)	0	3.085.175	3.085.175
**D	BLACKROCK AM DE FOR ISHARES EURO STOXX UCITS ETF (DE)	0	18.563.050	18.563.050
**D	BLACKROCK AM DE FOR ISHARES STOXX EUROPE LARGE 200 UCITS ETF	0	16.175.868	16.175.868
**D	BLACKROCK AM DE FOR ISHARES STOXX EUROPE 600 UCITS ETF (DE)	0	2.075.989	2.075.989
**D	ISHARES I INV MIT TGV F ISHS ST EUROPE 600 UTILITIES UCITS ETF	0	391.918	391.918
**D	XEROX CORPORATION RETIREMENT & SAVINGS PLAN	0	94.188	94.188
**D	TEACHERS' RETIREMENT SYSTEM OF THE STATE OF ILLINOIS	0	5.431.153	5.431.153
**D	TEACHERS' RETIREMENT SYSTEM OF THE STATE OF ILLINOIS	0	6.481.589	6.481.589
**D	KAISER PERMANENTE GROUP TRUST	0	119.200	119.200
**D	KAISER FOUNDATION HOSPITALS	0	1.761.514	1.761.514
**D	FIDELITY INVESTMENT TRUST: FIDELITY TOTAL INT EQUITY FUND	0	3.382.127	3.382.127
**D	FIDELITY RUTLAND SQUARE TRUST II: STRAT ADV FID INTL FUND	0	2.338.627	2.338.627
**D	FIDELITY INVESTMENT TRUST: FIDELITY SERIES INTVALUE FUND	0	776.154	776.154
**D	FIDELITY INVESTMENT TRUST: FIDELITY INTER CAPITAL APP K6 FUND	0	81.100	81.100
**D	FIDELITY INVESTMENT TRUST: FIDELITY FLEX INTERNATIONAL FUND	0	693.784	693.784
**D	FIDELITY RUTLAND SQUARETRUST II: STRATEGIC ADVISERS INT	0	36.083.150	36.083.150
**D	BRUNEI INVESTMENT AGENCY	0	1.058.300	1.058.300
**D	INTERNATIONALE KAPITALANLAGEGESELLSCHAFT MBH FOR ANP	0	78.633	78.633
**D	LAODUS INTERNATIONAL EQUITY ETF	0	1.947.000	1.947.000
**D	SCHWAB FUNDAMENTAL INTERNATIONAL LARGE COMPANY INDEX ETF	0	64.650	64.650
**D	SANFORD C BERNSTEIN FUND INC- TAX MANAGED INTL PTF	0	18.436	18.436
**D	AB CANADA GLOBAL STRATEGIC CORE EQUITY FUND	0	226.739	226.739
**D		0	9.838.108	9.838.108
**D		0	3.501.961	3.501.961
**D		0	5.117.370	5.117.370
**D		0	722.810	722.810

036

LISTA ESITO DELLE VOTAZIONE
 Oggetto: Determinazione del numero dei componenti il Consiglio di Amministrazione
FAVOREVOLI

Badge	Ragione Sociale	Proprio	Delega	Totale
**D	AB CANADA INTL VALUE EQUITY (CAP-WEIGHTED, UNHEDGED) FUND	0	138.460	138.460
**D	AB TRUST - AB INTERNATIONAL VALUE FUND	0	371.380	371.380
**D	DUPONT PENSION TRUST	0	188.643	188.643
**D	JOHN HANCOCK ENDURING EQUITY FUND	0	2.023.567	2.023.567
**D	JOHN HANCOCK VAR INS TRUST STRATEGIC EQUITY ALLOCATION	0	1.692.079	1.692.079
**D	JOHN HANCOCK FUNDS II STRATEGIC EQUITY ALLOCATION FUND	0	825.422	825.422
**D	JOHN HANCOCK DISCIPLINED VALUE INTERNATIONAL FUND	0	1.717.853	1.717.853
**D	PENSION BENEFIT GUARANTY CORPORATION	0	892.732	892.732
**D	INTERNATIONALE KAPITAL MBH FOR LH-PRIVATRENTE-AKTIE	0	500.000	500.000
**D	INTERNATIONAL PAPER CO COMMINGLED INVESTMENT GROUP	0	1.521.309	1.521.309
**D	EMO DISCIPLINED INTERNATIONAL EQUITY FUND	0	163.840	163.840
**D	LAZARD ASSET MANAGEMENT LLC	0	11.637	11.637
**D	LAZARD INTERNATIONAL EQUITY SELECT PORTFOLIO	0	193.015	193.015
**D	LAZARD RETIREMENT INTERNATIONAL EQUITY PORTFOLIO	0	360.701	360.701
**D	LAZARD GLOBAL STRATEGIC EQUITY PORTFOLIO	0	6.040	6.040
**D	LAZARD INTERNATIONAL EQUITY ADVANTAGE PORTFOLIO	0	5.354	5.354
**D	LAZARD REAL ASSETS AND PRICING OPPORTUNITIES	0	4.556	4.556
**D	LAZARD ESC INTERNATIONAL STRATEGIC EQUITY	0	25.815	25.815
**D	DEKA INVESTMENT GMBH FOR SET 3-FONDS	0	68.306	68.306
**D	ALLIANZ GLOBAL INVESTORS GMBH FOR DEI-FONDS SFT 4	0	92.963	92.963
**D	J & J PENSION FUND OFF	0	313.087	313.087
**D	MFS VARIABLE INSURANCE TRUST - MFS UTILITIES SERIES	0	4.721.794	4.721.794
**D	GOLDMAN SACHS TRST II-GOLDMAN SACHS MULTI-MNGR GLOBAL	0	7.015	7.015
**D	GOLDMAN SACHS TRUST II - GOLDMAN SACHS MULTI-MANAGER ALT F	0	61.558	61.558
**D	GOLDMAN SACHS TRUST II-GOLDMAN SACHS M-M REAL ASSETS STRAT	0	72.947	72.947
**D	GOLDMAN SACHS TRUST - GOLDMAN SACHS GQG PART INTL OPP FD	0	21.218	21.218
**D	GOLDMAN SACHS TRUST II GOLDMAN SACHS GQG PART INTL OPP FD	0	15.002.364	15.002.364
**D	OREGON PUBLIC EMPLOYEES RETIREMENT SYSTEM	0	3.939.030	3.939.030
**D	ALLIANZBERNSTEIN GLOBAL RISK ALLOCATION FUND INC	0	10.639	10.639
**D	AB CAP FUND, INC. - AB ALL MARKET RETURN PORTFOLIO	0	24.086	24.086
**D	BERNSTEIN FUND, INC. - INTERNATIONAL STRATEGIC EQUITIES PTF	0	12.617.970	12.617.970
**D	AB BOND FUND, INC. - AB ALL MARKET REAL RETURN PORTFOLIO	0	427.620	427.620
**D	AB COLLECTIVE INVESTMENT TRUST SERIES	0	932.785	932.785
**D	ALLIANZBERNSTEIN VAR PROD SER F INC-ALLIANZEB DYN ASSET	0	88.110	88.110
**D	AB VARIABLE PROD SERIES FUND, INC. - AB INT VALUE PORTFOLIO	0	862.050	862.050
**D	AB VARIABLE PROD SERIES FD, INC.-AB BALANCED WEALTH STG	0	17.052	17.052
**D	RUSSELL TRUST CO COMMINGLED EMPLOYEE BENEFIT FUNDS TRUST	0	1.736.072	1.736.072
**D	INVESCO V.I. GLOBAL CORE EQUITY FUND	0	180.932	180.932
**D	ALLIANZ GLOBAL INVESTORS GMBH FOR ALLIANZGI-FONDS INDU	0	18.623	18.623
**D	ALLIANZ GLOBAL INVESTORS GMBH FOR DEI-FONDS ANDUS	0	550.000	550.000
**D	THE MASTER TRUST BK OF JP LTD: HITACHI FOREIGN EQ INDEX MF	0	211.090	211.090
**D	SPDR MSCI WORLD QUALITY MIX FUND	0	1.302	1.302
**D	GHAM GROUP PENSION TRUST III	0	885.056	885.056

EPA

637

LISTA ESITO DELLE VOTAZIONE
 Oggetto: Determinazione del numero dei componenti il Consiglio di Amministrazione
 FAVOREVOLI

Badge	Ragione Sociale	Proprio	Delega	Totale
**D	GMAM INVESTMENT FUNDS TRUST	0	264.891	264.891
**D	GMAM INVESTMENT FUNDS TRUST	0	532.900	532.900
**D	GMAM GROUP PENSION TRUST II	0	423.939	423.939
**D	GMAM GROUP PENSION TRUST II	0	117.208	117.208
**D	GMAM GROUP PENSION TRUST II	0	41.010	41.010
**D	IBM RETIREMENT PLAN	0	276.893	276.893
**D	INVESTCO INTERNATIONAL CORE EQUITY FUND	0	135.021	135.021
**D	ALLIANZ GLOBAL INV GMBH FOR ALLIANZGI-FONDS SPT2	0	42.774	42.774
**D	INSTITUTIONAL RETIREMENT TRUST	0	39.100	39.100
**D	DWS INVESTMENT GMBH FOR DEAM FONDS BBS	0	752.289	752.289
**D	INTERNATIONALE KAPITALANLAGEGESELLSCHAFT MBH FOR NAEV	0	144.851	144.851
**D	THORNEURG GLOBAL INVESTMENT PLC	0	561.480	561.480
**D	ARIZONA STATE RETIREMENT SYSTEM	0	26.780	26.780
**D	GLOBAL LOW VOLATILITY EQUITY FUND; LLC	0	842.922	842.922
**D	AB FUND N.V.	0	68.500	68.500
**D	AMERICAN BAR ASSOCIATION MEMBERS/MTG	0	46.864	46.864
**D	AMERICAN CENTURY WORLD MUTUAL FUNDS, INC. INTL VALUE F	0	810.873	810.873
**D	AMERICAN CENTURY WORLD MUTUAL FUNDS, INC - INT VALUE	0	422.589	422.589
**D	AMERICAN CENTURY RETIREMENT DATE TRUST	0	43.110	43.110
**D	JP TR SERV BK LTD ATF MATB MSCI KOKUSAI INDEX MOTHER F	0	28.883	28.883
**D	AXA IM SMART MATCHING SOLUTIONS PUBLIC LIMITED	0	4.217.021	4.217.021
**D	REAVESUTILTYINCOMEFUN	0	2.103.991	2.103.991
**D	ANIMA FUNDS PLC	0	9.641	9.641
**D	THE MASTER TRUST BK OF JP LTD ATF INVESCO OVERSEAS EQ OPEN M	0	58.686	58.686
**D	THE MASTER TRUST BK OF JP RE F RUSSELL INV (JP) INTL EQUITY F	0	31.278	31.278
**D	ARCHITAS MULTI-MANAGER GLOBAL FUNDS UNIT TRUST	0	70.121	70.121
**D	ARCHITAS MULTI-MANAGER GLOBAL FUNDS UNIT TRUST	0	29.237	29.237
**D	AXA INVESTMENT MANAGERS DEUTSCHLAND GMBH	0	263.847	263.847
**D	AXA ROSENBERG EQUITY ALPHA TRUST	0	412.675	412.675
**D	STATE OF ALASKA RETIREMENT AND BENEFITS PLANS	0	150.259	150.259
**D	THE WALT DISNEY COMPANY RETIREMENT PLAN MASTER TRUST	0	1.712.494	1.712.494
**D	BMO MSCI EAFE INDEX ETF	0	18.309	18.309
**D	THE MASTER TRUST BK OF JP LTD: RUSSELL GLB ENVIR TECH FUND	0	1.867.539	1.867.539
**D	TIAA-CREF QUANT INTERNATIONAL EQUITY FUND	0	2.351.453	2.351.453
**D	COLLEGE RETIREMENT EQUITIES FUND	0	403.784	403.784
**D	TIAA-CREF SOCIAL CHOICE INTERNATIONAL EQUITY FUND	0	2.834	2.834
**D	TEACHERS INSURANCE AND ANNUITY ASSOCIATION OF	0	703.653	703.653
**D	BRIGHTHOUSE FUNDS TRUST I - AB GLOBAL DYNAMIC ALLOCATION	0	34.903	34.903
**D	BRIGHTHOUSE FUNDS TRUST I - SCHROEDERS GLOBAL MULTI-ASSET	0	394.753	394.753
**D	BRIGHTHOUSE FUNDS TRUST I - JPMORGAN GBL ACTIVE ALL	0	483.024	483.024
**D	UBS (US) GROUP TRUST	0	1.298.727	1.298.727
**D	UAW RETIREE MEDICAL BENEFITS TRUST	0	715.831	715.831
**D	THE ALPHAGEN EUROPEAN BEST IDEAS FUND, LLC	0	14.645	14.645
**D	CENTRAL PROVIDENT FUND BOARD	0		

EB

38

LISTA ESITO DELLE VOTAZIONE
 Oggetto: Determinazione del numero dei componenti il Consiglio di Amministrazione
 FAVOREVOLI

Badge	Ragione Sociale	Proprio	Delega	Totale
**D	FIDUCIE GLOB DES REGIMES DE RETR DE LA SOC TRANSPORT	0	86.500	86.500
**D	DESJARDINS GLOBAL BALANCED STRATEGIC INCOME FUND	0	26.079	26.079
**D	NET INTERNATIONAL EQUITY FUND	0	230.400	230.400
**D	FIDUCIE GLOB DES REGIMES DE RETR DE LA SOC TRANSPORT	0	135.110	135.110
**D	NET GLOBAL EQUITY POOL	0	125.244	125.244
**D	CALVERT IMPACT FUND, INC. - CALVERT GLOBAL ENERGY SOLUTIONS FD	0	100.291	100.291
**D	CALVERT VP EAFE INTERNATIONAL INDEX PORTFOLIO	0	67.387	67.387
**D	CALVERT RESP INX SRS, INC.-CLVRT OVD MKRKS EX-U.S. RSP INX FD	0	126.667	126.667
**D	XTRACKER (IE) PUBLIC LIMITED COMPANY	0	1.448.320	1.448.320
**D	CALSSE DE DEPOT ET PLACEMENT DU QUEBEC	0	4.965.293	4.965.293
**D	AMERICAN BEACON ADVISORS COLLECTIVE INVESTMENT TRUST	0	654.255	654.255
**D	AMERICAN BEACON INTERNATIONAL EQUITY FUND	0	2.367.945	2.367.945
**D	AMERICAN BEACON DIVERSIFIED FUND	0	133.777	133.777
**D	THE REGENTS OF THE UNIVERSITY OF CALIFORNIA	0	3.838.993	3.838.993
**D	FIDELITY SELECT GLOBAL EQUITY INSTITUTIONAL TRUST	0	36.035	36.035
**D	FIDELITY SELECT INTERNATIONAL EQUITY INSTITUTIONAL TRUST	0	206.553	206.553
**D	FIDELITY SELECT INTERNATIONAL LOW VOLATILITY EQUI	0	22.758	22.758
**D	FIDELITY SELECT GLOBAL PLUS ALL CAP EQUITY INSTIT TRUST	0	32.950	32.950
**D	MERCER FTFC NON-US EQUITY INVESTMENT PORTFOLIO LLC	0	115.300	115.300
**D	MERCER FTFC NON-US EQUITY INVESTMENT PORTFOLIO LLC	0	6.963	6.963
**D	EATON VANCE TAX-MANAGED GLOBAL BUY-WRITE OPPORTUNITIES	0	226.448	226.448
**D	PARAMETRIC INTERNATIONAL EQUITY FUND	0	242.788	242.788
**D	EATON VANCE RICHARD BERNSTEIN ALL ASSET STRATEGY FUND	0	127.008	127.008
**D	SOJECCI II LTEE	0	55.000	55.000
**D	FUNDO DE SEGURANCA SOC GOV. DA REGIAO ADM. ESPECIAL DE	0	251.012	251.012
**D	TAX - MANAGED INTERNATIONAL EQUITY PORTFOLIO	0	23.907	23.907
**D	HARBOR OVERSEAS FUND	0	29.175	29.175
**D	MERCER GE INTERNATIONAL EQUITY FUND	0	28.931	28.931
**D	MERCER GE INTERNATIONAL EQUITY FUND	0	281.105	281.105
**D	ALLIANZ VALEURS DURABLES	0	198.800	198.800
**D	ALLIANZ EPARGNE ACTIONS ISK SOLIDAIRE	0	2.500.000	2.500.000
**D	ALLIANZ ACTIONS EURO CONVICTIONS	0	132.000	132.000
**D	RUSSELL INVESTMENT COMPANY RUSSELL TAX-MANAGED INTL EQ FUND	0	2.104.000	2.104.000
**D	RUSSELL INVESTMENT COMPANY RUSSELL GLOBAL	0	947.176	947.176
**D	RUSSELL INVESTMENT COMPANY RUSSELL MULTI-STRATEGY	0	234.952	234.952
**D	RUSSELL INVESTMENT COMPANY MULTIFACTOR INTERNATIONAL EQUITY	0	68.199	68.199
**D	GMO FUNDS PLC GMO GLOBAL REAL RETURN (UCITS) FUND	0	129.158	129.158
**D	GMO FUNDS PLC GMO GLOBAL REAL RETURN (UCITS) FUND	0	64.358	64.358
**D	CATHAY LIFE INSURANCE CO LTD	0	1.372.112	1.372.112
**D	MARQUIS INSTITUTIONAL GLOBAL EQUITY PORTFOLIO	0	24.776	24.776
**D	HARTFORD MULTIFACTOR INTERNATIONAL FUND	0	46.688	46.688
**D	RUSSELL INVESTMENT COMPANY MULTI-ASSET GROWTH STRATEGY	0	1.036	1.036
**D		0	42.755	42.755

63P

LISTA ESITO DELLE VOTAZIONE
 Oggetto: Determinazione del numero dei componenti il Consiglio di Amministrazione
FAVOREVOLI

Badge	Ragione Sociale	Proprio	Delega	Totale
**D	RUSSELL INVESTMENT COMPANY TAX-MANAGED REAL ASSETS	0	92.775	92.775
**D	TRANSAMERICA INTERNATIONAL STOCK	0	293.112	293.112
**D	TRANSAMERICA JPMORGAN TACTICAL ALLOCATION VP	0	167.093	167.093
**D	TRANSAMERICA INTERNATIONAL EQUITY INDEX VP	0	29.530	29.530
**D	BMO GLOBAL LOW VOLATILITY EQUITY FUND	0	44.077	44.077
**D	TRANSAMERICA GLOBAL EQUITY	0	215.031	215.031
**D	BMO ALTERNATIVE STRATEGIES FUND	0	19.334	19.334
**D	HOUSTON MUNICIPAL EMPLOYEES PENSION SYSTEM	0	9.192	9.192
**D	ICON INTERNATIONAL EQUITY FUND	0	101.600	101.600
**D	TANGERINE BALANCED INCOME PORTFOLIO	0	20.259	20.259
**D	TANGERINE BALANCED GROWTH PORTFOLIO	0	132.741	132.741
**D	TANGERINE EQUITY GROWTH PORTFOLIO	0	127.058	127.058
**D	MAINSTAY VP CUSHING RENAISSANCE ADVANTAGE PORTFOLIO	0	143.880	143.880
**D	MASSMUTUAL SELECT BLACKROCK GLOBAL ALLOCATION FUND	0	108.096	108.096
**D	TRANSAMERICA BLACKROCK GLOBAL ALLOCATION VP	0	488.599	488.599
**D	MERCER GLOBAL LOW VOLATILITY EQUITY FUND	0	1.089.051	1.089.051
**D	MM MSCI EAFE INTERNATIONAL INDEX FUND	0	29.169	29.169
**D	GMO INVESTMENTS ICAV/ GMO CLIMATE CHANGE INVESTMENT	0	130.476	130.476
**D	GMO CLIMATE CHANGE FUND	0	386.423	386.423
**D	GMO INTERNATIONAL EQUITY FUND	0	298.591	298.591
**D	GMO TAX-MANAGED INTERNATIONAL EQUITIES FUND	0	10.187.813	10.187.813
**D	RUSSELL INVESTMENT COMPANY IV PLC	0	151.670	151.670
**D	RUSSELL INVESTMENT COMPANY PLC	0	66.231	66.231
**D	JNL/ALLIANCEBERNSTEIN DYNAMIC ASSET ALLOCATION FUND	0	820.536	820.536
**D	JNL/BOSTON PARTNERS GLOBAL LONG SHORT EQUITY FUND	0	126.765	126.765
**D	JNL/LAZARD INTERNATIONAL STRATEGIC EQUITY FUND	0	32.081	32.081
**D	JNL/MELLON CAPITAL EUROPEAN 30 FUND	0	663.970	663.970
**D	JNL/MELLON CAPITAL MSCI WORLD INDEX FUND	0	309.642	309.642
**D	SUNAMERICA SERIES TRUST - SA FIDELITY INST AM INT GROWTH	0	62.964	62.964
**D	OPENWORLD PUBLIC LIMITED COMPANY	0	517.500	517.500
**D	RUSSELL INVESTMENT COMPANY V PLC	0	705.394	705.394
**D	RUSSELL INVESTMENTS INSTITUTIONAL FUNDS PLC	0	128.866	128.866
**D	MULTI-STYLE, MULTI-MANAGER FUNDS PLC	0	35.490	35.490
**D	STATE STREET GLOBAL ALL CAP EQUITY EX-US INDEX PORTFOLIO	0	103.963	103.963
**D	STATE STREET INTERNATIONAL DEVELOPED EQUITY	0	739.565	739.565
**D	NEBRASKA PUBLIC EMPLOYEES RETIREMENT SYSTEMS	0	2.046.180	2.046.180
**D	CISCO SYSTEMS FOUNDATION	0	962.612	962.612
**D	INVESCO GLOBAL TARGETED RETURNS FUND	0	29.483	29.483
**D	INVESCO GLOBAL MARKET NEUTRAL FUND	0	6.162	6.162
**D	INVESCO GLOBAL CORE EQUITY FUND	0	1.455	1.455
**D	LOS ANGELES COUNTY EMPLOYEES RETIREMENT ASSOCIATION	0	1.827.025	1.827.025
**D	INTERNATIONALE KAPITALANLAGEGESELLSCHAFT MBH FOR DC	0	3.430.675	3.430.675
**D		0	1.020.212	1.020.212

13

660

LISTA ESITO DELLE VOTAZIONE
Oggetto: Determinazione del numero dei componenti il Consiglio di Amministrazione FAVOREVOLI

Badge	Ragione Sociale	Proprio	Delega	Totale
**D	SPDR PORTFOLIO MSCI GLOBAL STOCK MARKET ETF	0	30.509	30.509
**D	SPDR MSCI EAFE STRATEGICFACTORS ETF	0	111.842	111.842
**D	SPDR MSCI WORLD STRATEGICFACTORS ETF	0	2.134	2.134
**D	HARTFORD MULTIFACTOR DEVELOPED MARKETS	0	798.886	798.886
**D	HARTFORD MULTIFACTOR LOW VOLATILITY	0	4.044	4.044
**D	HARTFORD MULTIFACTOR LOW VOLATILITY	0	1.101.909	1.101.909
**D	LAZARD GLOBAL INVESTMENT FUNDS PUBLIC LIMITED	0	946.985	946.985
**D	MARYLAND STATE RETIREMENT & PENSION SYSTEM	0	92.604	92.604
**D	RUSSELL INV MULTI-ASSET FACTOR EXPOSURE FUND	0	273.462	273.462
**D	ALLIANZ GLOBAL INVESTORS GMBH FOR CONVEST 21 VL	0	186.435	186.435
**D	ALLIANZ GLOBAL INVESTORS GMBH FOR FONDIS	0	1.322.077	1.322.077
**D	ALLIANZ GLOBAL INVESTORS GMBH FOR ALLIANZ VERM. EUROPA	0	31.421	31.421
**D	ALLIANZ GLOBAL INVESTORS GMBH FOR PREMIUMMANDAT	0	1.783.614	1.783.614
**D	ALLIANZ GLOBAL INVESTORS GMBH FOR ALLIANZ STRAT.	0	949.490	949.490
**D	ALLIANZ GLOBAL INVESTORS GMBH FOR ALLIANZ FLEXI	0	647.749	647.749
**D	ALLIANZ GLOBAL INVESTORS GMBH FOR ALLIANZ FLEXI	0	205.496	205.496
**D	THE PRUDENTIAL INSURANCE COMPANY OF AMERICA	0	371.148	371.148
**D	PRUDENTIAL TRUST CO MASTER COMMINGLED INV F FOR TAX EXEMPT	0	734.000	734.000
**D	MDPIM INTERNATIONAL EQUITY INDEX POOL	0	69.800	69.800
**D	MDPIM INTERNATIONAL EQUITY INDEX POOL	0	65.800	65.800
**D	MD EQUITY FUND	0	79.073	79.073
**D	MD INTERNATIONAL VALUE FUND	0	50.300	50.300
**D	MERCER INTERNATIONAL EQUITY FUND	0	1.741.099	1.741.099
**D	MERCER INTERNATIONAL EQUITY FUND	0	4.132.198	4.132.198
**D	MGI FUNDS PLC	0	82.300	82.300
**D	MERCER QIF CCF	0	617.921	617.921
**D	MERCER GLOBAL EQUITY ALL COUNTRY WORLD INDEX FUND	0	430.300	430.300
**D	MERCER GLOBAL EQUITY FUND	0	486.500	486.500
**D	MERCER GLOBAL EQUITY FUND	0	269.000	269.000
**D	MGI FUNDS PLC	0	37.963	37.963
**D	MGI FUNDS PLC	0	3.525.109	3.525.109
**D	GTA A PANTHER FUND L.P	0	2.700.458	2.700.458
**D	MERCER QIF CCE	0	219.953	219.953
**D	MERCER UCITS COMMON CONTRACTUAL FUND	0	13.044	13.044
**D	MERCER UCITS COMMON CONTRACTUAL FUND	0	397.063	397.063
**D	LM FUND LP	0	21.914	21.914
**D	STATE OF MONTANA BOARD OF INVESTMENTS	0	26.125	26.125
**D	RUSSELL COMMON CONTRACTUAL FUND	0	4.205.775	4.205.775
**D	NORTHROP GRUMMAN CORPORATION VEEBA MASTER TRUST I	0	418.400	418.400
**D	STATE OF NEW JERSEY COMMON PENSION FUND D	0	814.350	814.350
**D	ONTARIO TEACHERS PENSION PLAN BOARD	0	60.226	60.226
**D	NEW SHIPS, INC. PENSION MASTER TRUST	0	3.190	3.190
**D	LAZARD GLOBAL EQUITY INCOME FUND	0	60.284	60.284
**D	LAZARD GLOBAL BALANCED INCOME FUND	0	60.284	60.284
**D	COSMOPOLITAN INVESTMENT FUND	0	60.284	60.284

661

1/3

LISTA ESITO DELLE VOTAZIONE
 Oggetto: Determinazione del numero dei componenti il Consiglio di Amministrazione
 FAVOREVOLI

Badge	Ragione Sociale	Proprio	Delega	Totale
**D	INTERNATIONALE KAPITALANLAGEGESELLSCHAFT MBH FOR PEKA	0	75.318	75.318
**D	SACRAMENTO COUNTY EMPLOYEES RETIREMENT SYSTEM	0	1.692.847	1.692.847
**D	PIMCO FUNDS GLOBAL INVESTORS SERIES PLC	0	372.002	372.002
**D	PRINCIPAL EX-TRADED FUNDS-PRINC INT MUL-FACT CORE INDEX ETF	0	12.222	12.222
**D	PGIM FUNDS PUBLIC LIMITED COMPANY	0	76.611	76.611
**D	PRINCIPAL LIFE INSURANCE COMPANY	0	3.265.549	3.265.549
**D	PACIFIC SELECT FUND -PD INTERNATIONAL LARGE-CAP PORTFOLIO	0	209.397	209.397
**D	PACIFIC SELECT FUND-INTERNATIONAL EQUITY INCOME PORTFOLIO	0	271.909	271.909
**D	STICHTING PENSIOENFONDS WERK- EN (RE)INTEGRATIE	0	1.396.666	1.396.666
**D	BMO INVESTMENTS (IRELAND) PLC	0	127.864	127.864
**D	THE UNIVERSITY OF HONG KONG	0	50.535	50.535
**D	DWS INVESTMENT GMBH FOR DEAM-FONDS FES	0	70.000	70.000
**D	DWS INVESTMENT GMBH FOR DEAM-FONDS PPC GEQ	0	14.669	14.669
**D	DWS INVESTMENT GMBH FOR DEAM-FONDS FKBS	0	15.000	15.000
**D	DWS INVESTMENT GMBH FOR DEAM-FONDS BW GERMANY	0	21.807	21.807
**D	DWS INVESTMENT GMBH FOR GCB PENSION FUND GERMANY	0	150.400	150.400
**D	DWS INVESTMENT GMBH FOR OP- FONDS WFF	0	25.413	25.413
**D	DWS INVESTMENT GMBH FOR DEAM FONDS PMB 1	0	11.504	11.504
**D	DWS INVESTMENT GMBH FOR DEAM FONDS DKS 1	0	2.400	2.400
**D	DWS INVESTMENT GMBH FOR DEUTSCHE INLM	0	20.000	20.000
**D	DWS INVESTMENT GMBH FOR DEAM FONDS RHEIN	0	60.000	60.000
**D	DWS INVESTMENT GMBH FOR DEAM FONDS KLILI	0	124.000	124.000
**D	DWS INVESTMENT GMBH FOR DEAM FONDS SLM 1	0	3.500	3.500
**D	DWS INVESTMENT GMBH FOR DEAM FONDS LHG 1	0	170.000	170.000
**D	DWS INVESTMENT GMBH FOR DEAM FONDS PMF 1	0	81.700	81.700
**D	DWS INVESTMENT GMBH FOR DEAM FONDS PSF 1	0	60.000	60.000
**D	DWS INVESTMENT GMBH FOR DEAM FONDS SC5M	0	8.525	8.525
**D	DWS INVESTMENT GMBH FOR DEAM FONDS STK	0	3.215	3.215
**D	DWS INVESTMENT GMBH FOR STIFTUNGSFONDS SVC 1	0	10.200	10.200
**D	DWS INVESTMENT GMBH FOR DEAM FONDS IM1	0	25.017	25.017
**D	DWS INVESTMENT GMBH FOR DEUTSCHE BERGBURG 15	0	12.500	12.500
**D	DWS INVESTMENT GMBH FOR DEAM-FONDS CPT	0	71.000	71.000
**D	DWS INVESTMENT GMBH FOR DEUTSCHE RRL7	0	13.283	13.283
**D	PANAGORA DYNAMIC GLOBAL EQUITY (EX TOBACCO) FUND	0	10.599	10.599
**D	THRIVENT MODERATE ALLOCATION PORTFOLIO	0	100.247	100.247
**D	THRIVENT MODERATELY AGGRESSIVE ALLOCATION PORTFOLIO	0	28.739	28.739
**D	THRIVENT MODERATELY AGGRESSIVE ALLOCATION FUND	0	11.083	11.083
**D	THRIVENT MODERATE ALLOCATION FUND	0	18.115	18.115
**D	THRIVENT MODERATELY AGGRESSIVE ALLOCATION FUND	0	35.260	35.260
**D	THRIVENT PARTNER WORLDWIDE ALLOCATION FUND	0	10.006	10.006
**D	THRIVENT PARTNER WORLDWIDE ALLOCATION PORTFOLIO	0	437.031	437.031
**D		0	801.406	801.406

642

EM

LISTA ESITO DELLE VOTAZIONE
 Oggetto: Determinazione del numero dei componenti il Consiglio di Amministrazione
FAVOREVOLI

Badge	Ragione Sociale	Proprio	Delega	Totale
**D	THRIVENT BALANCED INCOME PLUS FUND	0	45.084	45.084
**D	THRIVENT BALANCED INCOME PLUS PORTFOLIO	0	53.964	53.964
**D	THRIVENT GLOBAL STOCK FUND	0	653.459	653.459
**D	THRIVENT LOW VOLATILITY EQUITY FUND	0	12.583	12.583
**D	THRIVENT GLOBAL STOCK PORTFOLIO	0	381.764	381.764
**D	THRIVENT LOW VOLATILITY EQUITY FUND	0	19.480	19.480
**D	THRIVENT CORE INTERNATIONAL EQUITY FUND	0	897.258	897.258
**D	THRIVENT DIVERSIFIED INCOME PLUS FUND	0	71.785	71.785
**D	THRIVENT DIVERSIFIED INCOME PLUS PORTFOLIO	0	55.182	55.182
**D	THRIVENT INTERNATIONAL INDEX PORTFOLIO	0	13.576	13.576
**D	RUSSELL INVESTMENTS YIELD OPPORTUNITIES POOL	0	6.441	6.441
**D	RUSSELL INVESTMENTS GLOBAL INFRASTRUCTURE POOL	0	2.088.326	2.088.326
**D	RUSSELL INVESTMENTS OVERSEAS EQUITY FUND	0	164.035	164.035
**D	RUSSELL INVESTMENTS MULTI-FACTOR INTERNATIONAL EQUITY	0	11.544	11.544
**D	RUSSELL INVESTMENTS OVERSEAS EQUITY FUND	0	87.651	87.651
**D	HONG KONG SPECIAL ADMINISTRATIVE REGION GOVERNMENT-GOV OF HM THE SULTAN AND YANG DI-PERUAN OF BRUNEI DARUSSALAM	0	1.269.067	1.269.067
**D	HOME AFFAIRS UNIFORMED SERVICES (INVEST FUND)	0	327.158	327.158
**D	FOLKSAM OMSESIDIG LIVFORSAKRING	0	75.070	75.070
**D	BANK OF KOREA	0	866.837	866.837
**D	KPA LIVFORSAKRING AB (PUBL)	0	345.984	345.984
**D	KPA PENSIONSFORSAKRING AB (PUBL)	0	31.426	31.426
**D	KONSUMENTKOOPERATIONENS PENSIONSTSTIFTELSE	0	1.563.694	1.563.694
**D	BIMCOR GLOBAL EQUITY POOLED FUND	0	150.629	150.629
**D	ALBERTA INVESTMENT MANAGEMENT CORPORATION	0	141.092	141.092
**D	GOVERNMENT OF THE REPUBLIC OF SINGAPORE	0	2.423.308	2.423.308
**D	SCOTIA PRIVATE INTERNATIONAL EQUITY POOL	0	65.003	65.003
**D	DESJARDINS DEVEL EX-USA EX-CANADA MULTIF - CONTROLLED VOL ETF	0	674.481	674.481
**D	BANK OF KOREA	0	61.013	61.013
**D	BANK SINOPAC AMCO CATHAY GLOBAL INFRASTRUCTURE FUND	0	13.024	13.024
**D	STATE STREET IRELAND UNIT TRUST	0	2.066	2.066
**D	SSGA SPDR ETFS EUROPE I PUBLIC LIMITED COMPANY	0	168.800	168.800
**D	SSGA SPDR ETFS EUROPE II PUBLIC LIMITED COMPANY	0	846.268	846.268
**D	SIR DAVID TRENCH FUND FOR RECREATION	0	824.879	824.879
**D	SUNSUPER SUPERANNUATION FUND	0	3.513.425	3.513.425
**D	CALIFORNIA PUBLIC EMPLOYEES RETIREMENT SYSTEM	0	24.197	24.197
**D	DELTASHARES S+P INTERNATIONAL MANAGED RISK ETF	0	492.201	492.201
**D	CALIFORNIA STATE TEACHERS RETIREMENT SYSTEM	0	10.749.659	10.749.659
**D	TEACHER RETIREMENT SYSTEM OF TEXAS	0	18.663	18.663
**D	DWS INVESTMENT GMBH FOR DEAM-FONDS PG EQ	0	26.147.957	26.147.957
**D	AXA INV MAN SCHWEIZ AG OBO AXA (CH) STRAT FD - GLOBAL EQ CHE	0	10.847.822	10.847.822
**D	AXA SWISS INSTITUTIONAL FUND - EQUITIES GLOBAL EX	0	194.727	194.727
**D		0	16.927	16.927
**D		0	19.299	19.299

574

663

LISTA ESITO DELLE VOTAZIONE
 Oggetto: Determinazione del numero dei componenti il Consiglio di Amministrazione
 FAVOREVOLI

Badge	Ragione Sociale	Proprio	Delega	Totale
**D	DMS INVESTMENT GMBH FOR DEAM-FONDS MASP	0	35.000	35.000
**D	MERCK CAPITAL ASSET MANAGEMENT LIMITED	0	290.991	290.991
**D	DMS INVESTMENT GMBH FOR DEAM FONDS PFDB	0	35.167	35.167
**D	PINEBRIDGE GLOBAL FUNDS	0	82.661	82.661
**D	METZLER ASSET MANAGEMENT GMBH FOR MI-FONDS 415	0	595.120	595.120
**D	ALLIANZ GLOBAL INVESTORS GMBH FOR ALLIANZGI-FONDS HPT	0	17.346	17.346
**D	DMS INVESTMENT GMBH FOR DEAM-FONDS GSK 1	0	102.946	102.946
**D	UNITED GLOBAL DIVIDEND EQUITY FUND	0	794	794
**D	HONG KONG HOUSING SOCIETY	0	88.197	88.197
**D	UNITED INCOME FOCUS TRUST	0	49.518	49.518
**D	UBS (IRL) ETF PLC	0	273.996	273.996
**D	SO CA UFCW UNIONS AND FOOD EMPLOYERS JOINT PENSION TRUST	0	404.521	404.521
**D	UNITED FOOD AND COMM WORKERS INT UNION-INDUSTRY	0	399.000	399.000
**D	ALLIANZ GLOBAL INVESTORS GMBH FOR ALLIANZGI-FONDS VDB	0	137.069	137.069
**D	VANGUARD FTSE DEVELOPED EUROPE INDEX ETF	0	25.972	25.972
**D	HEB SAVINGS & RETIREMENT PLAN TRUST	0	12.019	12.019
**D	THE WELLINGTON TR CO NAT ASS MULT COLLECT INV F	0	613.084	613.084
**D	THE WELLINGTON TR CO NAT ASS MULT C TR F TR, OPFORT EQ PTF	0	26.445	26.445
**D	THE WELLINGTON TR CO NAT ASS MULT COMM, ENDURING ASSETS PTF	0	673.656	673.656
**D	THE WELLINGTON TR CO NAT ASS MULT COM TR F TR DAILY END ASS PTF	0	120.424	120.424
**D	WELLINGTON TR CO NAT ASS MULT COM TR FD TR GLB MAN RISK PORT	0	104.902	104.902
**D	THE WELLINGTON TR CO NAT ASS MULT COLLECTIVE INV F TRUST	0	127.642	127.642
**D	WISDOMTREE ISSUER PUBLIC LIMITED COMPANY	0	1.717.559	1.717.559
**D	WSIB INVESTMENTS (PUBLIC EQUITIES) POOLED FUND TRUST	0	15.025	15.025
**D	DIVERSIFIED MARKETS (2010) POOLED FUND TRUST	0	5.468.447	5.468.447
**D	WASHINGTON STATE INVESTMENT BOARD	0	165.300	165.300
**D	WISDOMTREE DYNAMIC CURRENCY HEDGED INTRNL EQUITY FUND	0	350.983	350.983
**D	WISDOMTREE INTERNATIONAL HIGH DIVIDEND FUND	0	542.893	542.893
**D	WISDOMTREE INTERNATIONAL EQUITY FUND	0	36.316	36.316
**D	WISDOMTREE GLOBAL HIGH DIVIDEND FUND	0	232.392	232.392
**D	WISDOMTREE INTERNATIONAL DIVIDEND EX-	0	477.602	477.602
**D	WISDOMTREE INTERNATIONAL LARGE CAP DIVIDEND	0	5.266.045	5.266.045
**D	NEW YORK STATE TEACHERS RETIREMENT SYSTEM	0	2.684.235	2.684.235
**D	NEW YORK STATE TEACHERS RETIREMENT SYSTEM	0	20.007	20.007
**D	PENSIENFONDS METAAL OFF	0	523.956	523.956
**D	BMO GLOBAL GROWTH + INCOME FUND	0	563.220	563.220
**D	BMO INTERNATIONAL EQUITY FUND	0	249.809	249.809
**D	PRUDENTIAL BANK AND TRUST FSB	0	227.600	227.600
**D	PRUDENTIAL RETIREMENT INSURANCE AND ANNUITY COMPANY	0	1.548.974	1.548.974
**D	PRUDENTIAL RETIREMENT INSURANCE AND ANNUITY COMPANY	0	248.616	248.616
**D	PRUDENTIAL RETIREMENT INSURANCE AND ANNUITY COMPANY	0	48.476	48.476
**D	VAILSBURG FUND LLC	0	32.540	32.540
**D	VAILSBURG FUND LLC	0	32.540	32.540

GA

644

LISTA ESITO DELLE VOTAZIONE
 Oggetto: Determinazione del numero dei componenti il Consiglio di Amministrazione
 FAVOREVOLI

Badge	Ragione Sociale	Proprio	Delega	Totale
**D	WELLINGTON MANAGEMENT FUNDS (IRELAND) PLC	0	1.330.209	1.330.209
**D	MANULIFE ASSET MANAGEMENT INTERNATIONAL EQUITY	0	323.619	323.619
**D	INVESCO GLOBAL LOW VOLATILITY EQUITY YIELD FUND	0	104.448	104.448
**D	ZURICH INVEST ICADV	0	739.292	739.292
**D	SS BK AND TRUST COMPANY INV FUNDS FOR TAXEXEMPT.	0	35.577.363	35.577.363
**D	SSGA ACWI INTEGR ALPHA SELECT NON-LENDING OP COMMON	0	30.931	30.931
**D	SSGA FTSE RAFI DEVELOPED 1000 INDEX NON-LENDING COMMON	0	70.678	70.678
**D	SS FTSE DEV COMPREHENSIVE FACTOR IND NON-	0	37.993	37.993
**D	STATE STREET SP GLO INFRA INDEX NON-LENDING COMMON	0	1.569.393	1.569.393
**D	STATE STREET RAFI DEVELOP EX-US INDEX NON-LENDING COMMON	0	18.859	18.859
**D	STATE STREET ALL-WRLD TOTL MKT CORE FTRS NON-LENDING COMM TR	0	27.144	27.144
**D	SSGA ALL COUNTRY W EX-US INTEGR ALPHA SEL NON-LEND COMM TR F	0	130.632	130.632
**D	SSGA MSCI EUROPE SCREENED INDEX NON-LENDING COMMON TR	0	805.242	805.242
**D	MSCI EAFE PROV SCREENED INDEX NON - LENDING COMMON TR	0	151.534	151.534
**D	STATE STREET TOTAL RETURN V.I.S. FUND	0	23.292	23.292
**D	THE AB PORTFOLIOS - AB ALL MARKET TOTAL RETURN PORTFOLIO	0	195.283	195.283
**D	THE AB PORTFOLIOS - AB CONSERVATIVE WEALTH STRATEGY	0	36.979	36.979
**D	DB VERMOEGENFONDSMANDAT	0	105.100	105.100
**D	STATE STREET GLOBAL ADVISORS LUXEMBOURG SICAV	0	4.245.289	4.245.289
**D	COHEN AND STEERS SICAV (LUXEMBOURG)	0	7.863	7.863
**D	DB X-TRACKERS	0	29.539.205	29.539.205
**D	DEUTSCHE AM MULTI ASSET FIR FUND	0	1.251.173	1.251.173
**D	DEUTSCHE INVEST II	0	1.316.057	1.316.057
**D	DWS INVEST	0	136.663	136.663
**D	DWS FIXED MATURITY	0	521.448	521.448
**D	DWS INVESTMENT S.A. FOR ZURICH GLOBAL EQUITY	0	18.904	18.904
**D	DWS INVESTMENT S.A. FOR DWS CONCEPT DJE RESPONSIBLE INVEST	0	98.000	98.000
**D	DEUTSCHE ASSET MNGM S.A. FOR VERM FLEXIBEL (80./ . TEILGESCH)	0	15.171	15.171
**D	DWS INVESTMENT S.A. FOR DWS VERMOEGENSMANDAT-	0	15.621	15.621
**D	DWS INVESTMENT S.A. FOR DWS VERMOEGENSMANDAT-	0	784.838	784.838
**D	DWS INVESTMENT S.A. FOR DWS MULTI ASSET INCOME KONTROLLIERT	0	1.102.202	1.102.202
**D	DWS INVESTMENT S.A. FOR ARERO - DER WELTFONDS	0	153.039	153.039
**D	UBS ETF	0	1.255.327	1.255.327
**D	UBS ETF	0	3.418.226	3.418.226
**D	UBS ETF	0	474.793	474.793
**D	UBS ETF	0	244.072	244.072
**D	UBS ETF	0	239.435	239.435
**D	UBS ETF	0	6.713	6.713
**D	UBS ETF	0	162.097	162.097
**D	UBS ETF	0	102.504	102.504
**D	UBS ETF	0	45.407	45.407
**D	UBS ETF	0	347.039	347.039
**D	UBS ETF	0	336.846	336.846

665

 1166

EM

LISTA ESITO DELLE VOTAZIONE
 Oggetto: Determinazione del numero dei componenti il Consiglio di Amministrazione FAVOREVOLI

Badge	Ragione Sociale	Proprio	Delega	Totale
**D	TRT FOR RET MED DEN & LIFE INS PL OF THE ARMY&AIR FORCE EX SRV	0	201.296	201.296
**D	THE RETIREMENT ANN PL FOR EMPL OF THE ARMY&AIR FORCE EX	0	493.589	493.589
**D	ABERDEEN SELECT INTERNATIONAL EQUITY FUND	0	608.500	608.500
**D	RUSSELL INVESTMENT COMPANY II PLC	0	326.034	326.034
**D	STATE STREET INTERNATIONAL STOCK SELECTION FUND	0	184.871	184.871
**D	SANFORD C. BERNSTEIN FUND, INC. - INTERNATIONAL	0	2.168.260	2.168.260
**D	LAZARD INTERNATIONAL STRATEGIC EQUITY PORTFOLIO	0	15.497.357	15.497.357
**D	LAZARD INTERNATIONAL EQUITY PORTFOLIO	0	7.199.309	7.199.309
**D	GLOBAL INTREPID - CANADA FUND	0	20.847	20.847
**D	IBM 401K PLUS PLAN	0	1.507.975	1.507.975
**D	AMERICAN AIRLINES INC., MASTER FIXED BENEFIT PENSION TRUST	0	1.258.863	1.258.863
**D	GENERAL CONFERENCE CORPORATION OF SEVENTH DAY	0	108.022	108.022
**D	STATE OF ALASKA RETIREMENT AND BENEFITS PLANS	0	1.773.213	1.773.213
**D	COLLEGE RETIREMENT EQUITIES FUND	0	11.939.566	11.939.566
**D	COLLEGE RETIREMENT EQUITIES FUND	0	7.031.719	7.031.719
**D	TIIA-CREF INTERNATIONAL EQUITY FUND	0	3.765.318	3.765.318
**D	TIIA - CREF LIFE FUNDS -INTERNATIONAL EQUITY FUND	0	7.999.819	7.999.819
**D	CONAGRA FOODS MASTER PENSION TRUST	0	81.288	81.288
**D	RACE INTERNATIONAL EQUITY INVESTMENTS	0	113.109	113.109
**D	RUSSELL INVESTMENT COMPANY - RUSSELL INTERN DEVELOPED MKT	0	938.936	938.936
**D	MERCY HEALTH	0	1.103.926	1.103.926
**D	MASSACHUSETTS LABORERS PENSION FUND	0	289.699	289.699
**D	BOSTON RETIREMENT SYSTEM	0	136.412	136.412
**D	VALIC COMPANY I - INTERNATIONAL EQUITIES INDEX FUND	0	153.552	153.552
**D	VALIC COMPANY I - GLOBAL STRATEGY FUND	0	669.953	669.953
**D	FONDATION LUCIE ET ANDRE CHAGNON	0	105.249	105.249
**D	BRIGHTHOUSE FUNDS TRUST II - METLIFE MSCI EAFE INDEX PTF	0	62.900	62.900
**D	STATE OF MINNESOTA	0	578.188	578.188
**D	RUSSELL INVESTMENT FUNDS INTERNATIONAL DEVELOPED MARKETS	0	5.256.054	5.256.054
**D	ALAMEDA COUNTY EMPLOYEES' RETIREMENT ASSOCIATION	0	198.232	198.232
**D	TRANSAMERICA INTERNATIONAL GROWTH	0	2.303.290	2.303.290
**D	MERCER NON-US CORE EQUITY FUND	0	4.614.700	4.614.700
**D	MERCER NON-US CORE EQUITY FUND	0	1.191.688	1.191.688
**D	JOHN HANCOCK LIFE AND HEALTH INSURANCE COMPANY	0	1.238.100	1.238.100
**D	TRANSAMERICA GREYSTONE INTERNATIONAL	0	435.033	435.033
**D	SPDR MSCI ACWI EX-US ETF	0	1.899.400	1.899.400
**D	SPDR S&P GLOBAL INFRASTRUCTURE ETF	0	485.660	485.660
**D	SPDR PORTFOLIO DEVELOPED WORLD EX-US ETF	0	1.376.623	1.376.623
**D	ORANGE COUNTY EMPLOYEES RETIREMENT SYSTEM	0	1.996.960	1.996.960
**D	MORGAN STANLEY INSTITUTIONAL FD TR - GLOBAL STRATEGIST PTF	0	1.265.604	1.265.604
**D	MORGAN STANLEY VAR INS FUND, INC. GLOBAL STRATEGIST PORTFOLIO	0	33.642	33.642
**D	STATE OF MONTANA BOARD OF INVESTMENTS	0	4.573	4.573
**D		0	120.941	120.941

BA

936

LISTA ESITO DELLE VOTAZIONE
 Oggetto: Determinazione del numero dei componenti il Consiglio di Amministrazione
 FAVOREVOLI

Badge	Ragione Sociale	Proprio	Delega	Totale
**D	EUROPE INVESTMENT FUND	0	116.464	116.464
**D	WELLINGTON DIVERSIFIED INFELATION HEDGES FUND	0	116.049	116.049
**D	MERCY HEALTH RETIREMENT TRUST	0	145.652	145.652
**D	TRUTH INITIATIVE FOUNDATION	0	18.774	18.774
**D	MAJOR LEAGUE BASEBALL PLAYERS PENSION PLAN	0	349.600	349.600
**D	ULTRA SERIES FUND-INTERNATIONAL STOCK FUND	0	74.132	74.132
**D	MADISON INTERNATIONAL STOCK FUND	0	45.412	45.412
**D	SPDR STOXX EUROPE 50 ETF	0	140.061	140.061
**D	SPDR DJ EURO STOXX 50 ETF	0	4.902.284	4.902.284
**D	INTERNATIONAL ALPHA SELECT COMMON TRUST FUND	0	160.757	160.757
**D	COMMON TRUST ITALY FUND	0	7.779.930	7.779.930
**D	WORLD INDEX OLUS SECURITIES LENDING COMMON TRUST FUND	0	100.130	100.130
**D	NATWEST TR AND DEF SERV LTD AS TRUSTEE O LE PRUD EURO QIS FD	0	241.126	241.126
**D	SPDR S&P WORLD EX AUSTRALIA FUND	0	25.700	25.700
**D	AB GLOBAL RESEARCH INSIGHTS FUND	0	121.450	121.450
**D	ARGO GLOBAL LISTED INFRASTRUCTURE LIMITED	0	152.563	152.563
**D	RUSSELL INVESTMENTS LOW CARBON GLOBAL SHARES FUND	0	88.919	88.919
**D	RUSSELL SERVICES SUPERANNUATION SCHEME	0	37.677	37.677
**D	EMERGENCY SERVICES SUPERANNUATION SCHEME	0	360.681	360.681
**D	FIRST STATE SUPERANNUATION SCHEME	0	1.078.242	1.078.242
**D	FIRST STATE SUPERANNUATION SCHEME	0	176.844	176.844
**D	RUSSELL INVESTMENTS TAX EFFECTIVE GLOBAL SHARES FUND	0	300.134	300.134
**D	RUSSELL INVESTMENTS GLOBAL LISTED INFRASTRUCTRE FUND	0	84.257	84.257
**D	PINNACLE BNY MELLON GLOBAL INFRASTRUCTURE YIELD	0	200.832	200.832
**D	STATE STREET GLOBAL EQUITY FUND	0	13.647	13.647
**D	STATE STREET LOW CARBON ESG INTERNATIONAL	0	12.000	12.000
**D	AXA IM SUSTAINABLE EQUITY FUND	0	924.886	924.886
**D	RETAIL EMPLOYEES SUPERANNUATION TRUST	0	846.108	846.108
**D	REST AB TRUST	0	11.420	11.420
**D	INTERNATIONAL EQUITIES SECTOR TRUST	0	2.691.331	2.691.331
**D	SUNSUPER SUPERANNUATION FUND	0	25.114	25.114
**D	UBS IQ MSCI WORLD EX AUSTRALIA ETHICAL ETF	0	5.221	5.221
**D	UBS IQ MSCI EUROPE ETHICAL ETF	0	7.764	7.764
**D	VFMC INTERNATIONAL EQUITY TRUST 1	0	16.522	16.522
**D	VFMC INTERNATIONAL EQUITY TRUST 2	0	124.414	124.414
**D	STATE STREET GLOBAL INDEX PLUS TRUST	0	46.644	46.644
**D	RUSSELL INVESTMENTS INTERNATIONAL SHARES FUND	0	257.258	257.258
**D	STATE STREET INTERNATIONAL EQUITIES INDEX TRUST	0	178.641	178.641
**D	BLACKROCK AM SCHWEIZ AG OBO BIFS WORLD EX SWITZ EQ	0	5.740.065	5.740.065
**D	PEOPLE'S BANK OF CHINA	0	2.076.420	2.076.420
**D	FLOURISH INVESTMENT CORPORATION	0	2.991.158	2.991.158
**D	PEOPLE'S BANK OF CHINA	0	5.433.529	5.433.529
**D	BEST INVESTMENT CORPORATION	0	1.311.144	1.311.144
**D	THE TRUSTEES OF BP PENSION FUND	0		

CA

667

LISTA ESITO DELLE VOTAZIONE

Oggetto: Determinazione del numero dei componenti il Consiglio di Amministrazione
FAVOREVOLI

Badge	Ragione Sociale	Proprio	Delega	Totale
**D	NEW AIRWAYS PENSION SCHEME	0	2.714.875	2.714.875
**D	IFML VITALITY FUNDS - IFML VITALITY MULTI-ASSET INCOME FUND	0	7.145	7.145
**D	FIRSTRAND BANK LIMITED AT THE INVESTEC WORLDWIDE	0	14.237	14.237
**D	THE TRUSTEES OF CONOCOPHILLIPS PENSION PLAN	0	130.547	130.547
**D	FAMILY INVESTMENTS CHILD TRUST FUND	0	229.557	229.557
**D	FAMILY INVESTMENTS GLOBAL ICVC FAMILY BALANCED INT FUND	0	148.141	148.141
**D	NOTTINGHAMSHIRE COUNTY COUNCIL PENSION FUND	0	455.757	455.757
**D	HSBC AS TRUSTEE FOR SSGA EUROPE EX UK EQUITY TRACKER FUND	0	7.272.268	7.272.268
**D	NATWEST TRU+DEP SERV LTD AT OF ST JAMES'S PL ALT ASS UN TR	0	1.196.419	1.196.419
**D	NATWEST TRU+DEP SERV LTD AT ST. JAMES'S PL GR EURO PROG UT TR	0	2.408.024	2.408.024
**D	NATWEST TRU+DEP SERV LTD ATO ST. JAMES'S PL BAL MANAGED UN TR	0	5.948.632	5.948.632
**D	NATWEST TRU+DEP SERV LTD ATO ST. JAMES'S PL CONT EURO UN TR	0	1.239.290	1.239.290
**D	NATWEST TRU+DEP SERV LTD ATO ST. JAMES'S PL GL EQ UN TR	0	13.431.446	13.431.446
**D	THE TRUSTEES OF THE GE UK PENSION COMMON INVESTMENT	0	364.073	364.073
**D	NATWEST TRU+DEP SERV LTD ATO ST. JAMES'S PL MULTI ASS UN TR	0	313.447	313.447
**D	MANAGED PENSION FUNDS LIMITED	0	5.323.114	5.323.114
**D	THE TRUSTEES OF STAGECOACH GROUP PENSION SCHEME	0	220.095	220.095
**D	THE TRUSTEES OF STAGECOACH GROUP PENSION SCHEME	0	380.200	380.200
**D	OLD MUTUAL INVESTMENT GROUP (PTY) LTD	0	11.718	11.718
**D	OLD MUTUAL LIFE ASSURANCE COMPANY (SOUTH AFRICA) LIMITED	0	78.814	78.814
**D	ALLIANZ INT INV FDS- ALLIANZ BEST STYLES GLOBAL AC EQUITY	0	70.458	70.458
**D	ALLIANZ UK+EUROPEAN INV FDS-ALLIANZ EUROPERN EQUITY	0	125.294	125.294
**D	ALLIANZ UK + EUROPEAN INV FUNDS-ALLIANZ UK EQUITY	0	90.000	90.000
**D	HEOS INTERNATIONAL INV FUNDS ICVC- EUROPEAN FUND	0	833.105	833.105
**D	HEOS INTERNATIONAL INV FUNDS ICVC- INTERNATIONAL	0	1.682.995	1.682.995
**D	AVIVA LIFE PENSIONS UK LIMITED	0	48.143	48.143
**D	ALGEMEEN PENSIOENFONDS VAN CURAÇAO	0	175.766	175.766
**D	EAST RIDING PENSION FUND	0	913.248	913.248
**D	ES ALLIANCE BERNSTEIN UK OEIC ALL BERN EUR (EX UK) EO ES F	0	902.312	902.312
**D	ES ALLIANCE BERNSTEIN UK OEIC - ES AB LOW VOLATILITY GLB EQ F	0	5.200	5.200
**D	THE TRUSTEES OF GOLDMAN SACHS UK RETIREMENT PLAN	0	18.087	18.087
**D	M+G INVESTMENT FUNDS (1) - M+G EUROPEAN INDEX	0	117.417	117.417
**D	M+G INVESTMENT FUNDS (1) - M+G GLOBAL THEMES FUND	0	3.656.333	3.656.333
**D	M+G INVESTMENT FUNDS (10) M+G GLOBAL LISTED	0	1.785.803	1.785.803
**D	M+G INVESTMENT FUNDS (4) - M+G SUSTAINABLE MULTI	0	11.705	11.705
**D	STICHTING PHILLIPS PENSIOENFONDS	0	1.300.416	1.300.416
**D	VANGUARD INVESTMENTS FUNDS ICVC - VANGUARD	0	20.190	20.190
**D	VANGUARD INV FDS ICVC-VANG FTSE DEV WOR LD EX - UK EQT IND	0	1.793.118	1.793.118
**D	VANGUARD INV F ICVC-VANGUARD FTSE DEV EUROPE EX-UK EQ INDEX	0	3.275.421	3.275.421
**D	VANGUARD INV FUNDS ICVC-VANGUARD FTSE GLOB ALL CAP IND FUND	0	74.370	74.370
**D	SCOTTISH WID INV SOLS F ICVC - FIDAMNII LOW VOL IND GLO EQT F	0	244.003	244.003
**D	PUBLIC AUTHORITY FOR SOCIAL INSURANCE	0	67.830	67.830
**D	SCOTTISH WIDOWS INV SOL F ICVC- FUNDAMENTAL INDEX	0	962.455	962.455

BA

868

LISTA ESITO DELLE VOTAZIONE
 Oggetto: Determinazione del numero dei componenti il Consiglio di Amministrazione FAVOREVOLI

Badge	Ragione Sociale	Proprio	Delega	Totale
**D	INVESTEC FUNDS SERIES I- DIVERSIFIED INCOME FUND	0	1.451.348	1.451.348
**D	ARAB BANK FOR ECONOMIC DEVELOPMENT IN	0	72.022	72.022
**D	SCOTTISH WIDOWS OVERSEAS GROWTH INV F ICVC - EURO GROWTH	0	2.281.593	2.281.593
**D	SCOTTISH WIDOWS OVERSEAS GROWTH INV FUNDS ICVC-GLOBAL	0	843.665	843.665
**D	SCOTTISH WIDOWS INV SOLUTIONS F ICVC- EUROPEAN (EX UK) EQ FD	0	1.630.061	1.630.061
**D	PACE INTERNATIONAL EQUITY INVESTMENTS	0	365.995	365.995
**D	CATHOLIC ENDOWMENT FUND, LP	0	10.895	10.895
**D	MAINSTAY INTERNATIONAL OPPORTUNITIES FUND	0	74.796	74.796
**D	GMO BENCHMARK-FREE FUND	0	1.785.038	1.785.038
**D	GMO STRATEGIC OPPORTUNITIES ALLOCATION FUND	0	5.648	5.648
**D	GMO IMPLEMENTATION FUND	0	4.911.176	4.911.176
**D	PINEBRIDGE GLOBAL DYNAMIC ASSET ALLOCATION FUND LLC	0	1.232	1.232
**D	MEDIOLANUM GESTIONE FONDI SGR - FLESSIBILE FUTURO ITALIA	0	14.000.000	14.000.000
**D	MEDIOLANUM GESTIONE FONDI SGR - FLESSIBILE SVILUPPO ITALIA	0	2.000.000	2.000.000
**D	EPSILON SGR - EPSILON MULTIASET VALORE GLOBALE LUGLIO 2022	0	51.949	51.949
**D	EPSILON SGR - EPSILON MULTIASET VALORE GLOBALE MARZO 2022	0	35.584	35.584
**D	EPSILON SGR - EPSILON MULTIASET VALORE GLOBALE SETE 2021	0	70.451	70.451
**D	EPSILON SGR - EPSILON FLESSIBILE AZIONI EURO SETTEMBRE 2020	0	80.913	80.913
**D	EPSILON SGR - EPSILON QVALUE	0	18.946	18.946
**D	EPSILON SGR - EPSILON MULTIASET 3 ANNI LUGLIO 2020	0	614	614
**D	EPSILON SGR - EPSILON FLESSIBILE AZIONI EURO GIUGNO 2021	0	5.400	5.400
**D	EPSILON SGR - EPSILON FLESSIBILE AZIONI EURO GIUGNO 2021	0	162.460	162.460
**D	EPSILON SGR - EPSILON MULTIASET VALORE GLOBALE GIUGNO 2021	0	64.081	64.081
**D	EPSILON SGR - EPSILON MULTIASET VALORE GLOBALE DIC 2021	0	1.418	1.418
**D	EPSILON SGR - EPSILON DLONGRUN	0	58.287	58.287
**D	EPSILON SGR - EPSILON FLESSIBILE AZIONI EURO NOVEMBRE 2020	0	8.157	8.157
**D	EPSILON SGR - EPSILON FLESSIBILE AZIONI EURO APRILE 2021	0	64.823	64.823
**D	EPSILON SGR - EPSILON MULTIASET VALORE GLOBALE MAGGIO 2022	0	1.221	1.221
**D	EPSILON SGR - EPSILON MULTIASET 3 ANNI MAGGIO 2020	0	12.780	12.780
**D	EPSILON SGR - EPSILON ALLOCAZIONE TATTICA GIUGNO 2020	0	16.407	16.407
**D	EPSILON SGR - EPSILON FLESSIBILE AZIONI EURO FEBBRAIO 2021	0	19.193	19.193
**D	EPSILON SGR - EPSILON QRETURN	0	105.048	105.048
**D	EURIZON CAPITAL SGR - EURIZON PIR ITALIA 30	0	8.342	8.342
**D	EURIZON CAPITAL SGR - EURIZON TOP SELEC CRESCITA DIC 2023	0	2.230	2.230
**D	EURIZON CAPITAL SGR - EURIZON TOP SELEC EQUILIBRIO GIU 2024	0	3.761	3.761
**D	EURIZON CAPITAL SGR - EURIZON TOP SELEC CRESCITA DIC 2024	0	2.874	2.874
**D	EURIZON CAPITAL SGR - EURIZON TOP SELEC CRESCITA DIC 2024	0	7.602	7.602
**D	EURIZON CAPITAL SGR - EURIZON PROGETTO ITALIA 70	0	2.558.931	2.558.931
**D	EURIZON CAPITAL SGR - EURIZON PIR ITALIA AZIONI	0	340.436	340.436
**D	EURIZON CAPITAL SGR - EURIZON AZIONI ITALIA	0	2.841.162	2.841.162
**D	EURIZON CAPITAL SGR - EURIZON RENDITA	0	64.259	64.259
**D	EURIZON CAPITAL SGR - EURIZON MULTIASET TREND DICEMBRE 2022	0	6.949	6.949
**D	EURIZON CAPITAL SGR - EURIZON TOP SELEC EQUILIBRIO MAG 2024	0	2.320	2.320

13

66P

LISTA ESITO DELLE VOTAZIONE
 Oggetto: Determinazione del numero dei componenti il Consiglio di Amministrazione
FAVOREVOLI

Badge	Ragione Sociale	Proprio	Delega	Totale
**D	EURIZON CAPITAL SGR - EURIZON TOP SELEC CRESCITA MAR 2025	0	5.194	5.194
**D	EURIZON CAPITAL SGR - EURIZON GLOBAL MULTIASET SELEC SET 22	0	20.300	20.300
**D	EURIZON CAPITAL SGR - EURIZON TOP SELEC EQUILIBRIO MAR 2024	0	2.703	2.703
**D	EURIZON CAPITAL SGR - EURIZON TOP SELEC CRESCITA MAR 2024	0	3.799	3.799
**D	EURIZON CAPITAL SGR - EURIZON TOP SELEC CRESCITA MAR 2024	0	5.336	5.336
**D	EURIZON CAPITAL SGR - EURIZON TOP SELEC CRESCITA GIU 2024	0	7.102	7.102
**D	EURIZON CAPITAL SGR - EURIZON TOP SELEC CRESCITA SET 2024	0	4.597	4.597
**D	EURIZON CAPITAL SGR - EURIZON TOP SELEC EQUILIBRIO SET 2024	0	3.171	3.171
**D	EURIZON CAPITAL SGR - EURIZON TOP SELEC EQUILIBRIO MAR 2025	0	2.635.723	2.635.723
**D	EURIZON CAPITAL SGR - EURIZON PROGETTO ITALIA 40	0	507.729	507.729
**D	EURIZON CAPITAL SGR - EURIZON AZIONI EUROPA	0	208.178	208.178
**D	EURIZON CAPITAL SGR - EURIZON AZIONI INTERNAZIONALI	0	429.170	429.170
**D	EURIZON CAPITAL SGR - EURIZON AZIONI AREA EURO	0	8.164	8.164
**D	EURIZON CAPITAL SGR - EURIZON TOP SELEC CRESCITA SET 2024	0	1.518	1.518
**D	EURIZON CAPITAL SGR - EURIZON TOP SELEC CRESCITA MAG 2025	0	1.000	1.000
**D	EURIZON CAPITAL SGR - EURIZON TOP SELEC CRESCITA MAG 2025	0	538.537	538.537
**D	EURIZON CAPITAL SGR - EURIZON TOP SELEC EQUILIBRIO MAG 2025	0	182.341	182.341
**D	EIS - EURO EQUITY INSURANCE CAPITAL LIGHT	0	199.047	199.047
**D	EIS FB EQUITY EUR	0	21.276	21.276
**D	EUF - EQUITY EURO LTE	0	120.355	120.355
**D	ISE - VALORE CEDOLA GLOBALE - 04/2015	0	971	971
**D	ISE - VALORE CEDOLA GLOBALE - 12/2015	0	8.427	8.427
**D	ISE - MULTIASET CEDOLA GLOBALE - 12/2015	0	53.506	53.506
**D	EPF - ABSOLUTE Q-MULTISTRATEGY	0	172.125	172.125
**D	EIS - ABSOLUTE Q-MULTISTRATEGY	0	12.373	12.373
**D	EIS - MULTIASET RISK OVERLAY	0	1.670	1.670
**D	EUF - MULTIASET RISK OVERLAY	0	1.670	1.670
**D	EUF - EQUITY ITALY SMART VOLATILITY	0	1.187.843	1.187.843
**D	ISE - VALORE CEDOLA GLOBALE - 09/2015	0	46.693	46.693
**D	ISE - MULTIASET ABSOLUTE 3 ANNI - 04/2016	0	750.000	750.000
**D	ISE - MULTIASET ABSOLUTE 3 ANNI - 07/2016	0	65.363	65.363
**D	EUF - TOP EUROPEAN RESEARCH	0	1.705	1.705
**D	EPF - ENHANCED CONSTANT RISK CONTRIBUTION	0	467.031	467.031
**D	EUF - ACTIVE ALLOCATION	0	965.394	965.394
**D	ISE - GLOBAL INCOME MULTITRENDER - 09/2015	0	12.539	12.539
**D	ISE - MULTIASET ABSOLUTE 3 ANNI - 07/2016	0	170.390	170.390
**D	EUF - EQUITY EUROPE LTE	0	835.090	835.090
**D	EPF - Q-FLEXIBLE	0	507.123	507.123
**D	ISE - VALORE CEDOLA GLOBALE - 07/2015	0	18.083	18.083
**D	ISE - MULTIASET CEDOLA GLOBALE - 02/2016	0	16.530	16.530
**D	EUF - ITALIAN EQUITY OPPORTUNITIES	0	309.788	309.788
**D	EPF - EURO Q-EQUITY	0	43.957	43.957
**D	ISE - GLOBAL DYNAMIC MULTITRENDER - 06/2015	0	3.825.309	3.825.309
**D	ISE - DYNAMIC INCOME MULTITRENDER - 01/2016	0	190.443	190.443
**D	EUF - EQUITY INNOVATION	0		
**D	STG PFDS CORP EXPRESS MANDAAT ALLIANCE CAPITA	0		
**D	STICHTING PENSIOENFONDS PGB UBS- MSCI EUROPE EQUITY PASSIVE	0		
**D	STICHTING PENSIOENFONDS PGB UBS- GLOBAL EQUAL WEIGHTED EQUITY	0		

LISTA ESITO DELLE VOTAZIONE

Oggetto: Determinazione del numero dei componenti il Consiglio di Amministrazione

FAVOREVOLI

Badge	Ragione Sociale	Proprio	Delega	Totale
**D	STICHTING TELEGRAAF PENSIOENFONDS 1959	0	131.545	131.545
**D	STG PFDS ACHMEA MANDAT BLACKROCK	0	408.587	408.587
**D	STICHTING PENSIOENFONDS PGB	0	629.159	629.159
**D	ST BEW S.A. BEL.FOOLS GLOB.EQ. FACTOR FUND	0	349.494	349.494
**D	STICHTING J.E. ASR ES & INDEXPLUS INST. FONDSEN INZAKE EUROPA	0	1.115.397	1.115.397
**D	ALLIANZ AZIONI EUROPA	0	542.108	542.108
**D	ALLIANZ AZIONI ITALIA	0	3.000.000	3.000.000
**D	ALLIANZ GLOBAL STRATEGY 15	0	11.683	11.683
**D	ALLIANZ GLOBAL STRATEGY 30	0	19.579	19.579
**D	ALLIANZ GLOBAL STRATEGY 70	0	197.567	197.567
**D	ALLIANZ ITALIA 50 SPECIAL	0	125.000	125.000
**D	AGF EUROPEAN EQUITY FUND	0	160.416	160.416
**D	AGF GLOBAL REAL ASSETS FUND	0	148.399	148.399
**D	AGF ALL WORLD TAX ADVANTAGE GROUP LIMITED	0	188.154	188.154
**D	AGF ALL WORLD TAX ADVANTAGE GROUP LIMITED	0	213.111	213.111
**D	AON HEWITT GLOBAL EQUITY FUND	0	280.273	280.273
**D	GLOBAL MANAGED VOLATILITY FUND	0	494.027	494.027
**D	PENSION PLAN FOR EMPLOYEES OF THE BUSINESS DEVEL.BANK OF CANADA	0	23.500	23.500
**D	SUPPLEMENTAL RETIREMENT PLAN OF THE BUSINESS DEVELOPMENT BANK OF	0	17.400	17.400
**D	THE CANADA LIFE ASSURANCE COMPANY	0	169.810	169.810
**D	COLLEGES OF APPLIED ARTS AND TECHNOLOGY PENSION P	0	1	1
**D	COLLEGES OF APPLIED ARTS AND TECHNOLOGY PENSION P	0	220.848	220.848
**D	CO-OPERATIVE SUPERANNUATION SOCIETY PENSION PLAN	0	1	1
**D	CANADIAN CHRISTIAN SCHOOL PENSION TRUST FUND	0	8.126	8.126
**D	CARLETON UNIVERSITY RETIREMENT PLAN	0	197.170	197.170
**D	THE CALGARY FOUNDATION	0	110.408	110.408
**D	ONTARIO POWER GENERATION INC.	0	909.926	909.926
**D	THE ROYAL INST FOR THE ADVANCEMENT OF LEARNING MCGILL UNIVERSITY	0	52.195	52.195
**D	RENAISSANCE INTERNATIONAL EQUITY PRIVATE POOL	0	5.396	5.396
**D	RENAISSANCE INTERNATIONAL EQUITY PRIVATE POOL	0	44.603	44.603
**D	THE GREAT-WEST LIFE ASSURANCE COMPANY	0	118.400	118.400
**D	ACADIAN CORE INTERNATIONAL EQUITY FUND	0	33.834	33.834
**D	COUNSEL GLOBAL DIVIDEND	0	71.932	71.932
**D	COUNSEL DEFENSIVE GLOBAL EQUITY	0	14.444	14.444
**D	IPC MULTI-FACTOR INTERNATIONAL EQUITY	0	71.655	71.655
**D	IMPERIAL TOBACCO PENSION INVESTMENT TRUST FUND	0	106.884	106.884
**D	INCO ELECTED MASTER TRUST	0	1.579.978	1.579.978
**D	INVESTORS SUMMA SRI FUND	0	39.663	39.663
**D	BLACKROCK - IG INTERNATIONALEQUITY POOL	0	60.385	60.385
**D	IPROFILE INTERNATIONAL EQUITY POOL	0	254.146	254.146
**D	IG MACKENZIE GLOBAL INFRASTRUCTURE CLASS	0	233.200	233.200
**D	IDOE LOCAL 793 MEMBERS PENSION BENEFIT TRUST OF ONTARIO	0	269.666	269.666
**D	LONDON LIFE INSURANCE COMPANY	0	1.449.269	1.449.269

1166

EA

52

LISTA ESITO DELLE VOTAZIONE
 Oggetto: Determinazione del numero dei componenti il Consiglio di Amministrazione
FAVOREVOLI

Badge	Ragione Sociale	Proprio	Delega	Totale
**D	LONDON LIFE INSURANCE COMPANY	0	13.628	13.628
**D	LYSANDER-TRIASIMA ALL COUNTRY EQUITY FUND	0	8.190	8.190
**D	GLOBAL INFRASTRUCTURE EQUITY FUND LONDON CAPITAL	0	135.598	135.598
**D	SYMETRY US EQUITY FUND	0	58.150	58.150
**D	MACKENZIE GLOBAL SUSTAINABILITY AND IMPACT BALANCED FUND	0	36.158	36.158
**D	MACKENZIE GLOBAL ENVIRONMENTAL EQUITY FUND	0	276.748	276.748
**D	MACKENZIE GLOBAL EQUITY FUND	0	124.216	124.216
**D	MACKENZIE INTERNATIONAL QUANTITATIVE LARGE CAP FUND	0	272.578	272.578
**D	MCKGILL UNIVERSITY PENSION FUND	0	27.395	27.395
**D	MCLEAN & PARTNERS GLOBAL EQUITY POOL	0	301.700	301.700
**D	MCLEAN & PARTNERS PRIVATE INTERNATIONAL EQUITY	0	468.200	468.200
**D	MACKENZIE MAXIMUM DIVERS ALL WORLD DEVELOPED EX NORTH AMERICA IE	0	16.691	16.691
**D	MACKENZIE INTERNATIONAL EQUITY INDEX ETF	0	14.663	14.663
**D	MACKENZIE MAX DIVERSIFICATION DEVELOPED EUR INDEX ETF	0	12.430	12.430
**D	MACKENZIE MAX DIVERSIFICATION ALL WORLD DEVELOPED IND ETF	0	42.919	42.919
**D	MACKENZIE MAX DIVERSIFICATION ALL WORLD DEVELOPED IND ETF	0	81.153	81.153
**D	THE PENSION PLAN FOR EMPLOYEES OF MARINE ATLANTIC INC.	0	55.200	55.200
**D	THE GLENORE CANADIAN PENSION FUNDS TRUST-FOREIGN EQUITY FUND	0	495.379	495.379
**D	NOVA SCOTIA PUBLIC SERVICE SUPERANNUATION FUND	0	374.412	374.412
**D	NOVA SCOTIA TEACHERS PENSION FUND	0	372.314	372.314
**D	BMO CANADA PENSION PLAN	0	22.783	22.783
**D	BMO CANADA PENSION PLAN	0	176.237	176.237
**D	PURPOSE INTERNATIONAL DIVIDEND FUND	0	8.728	8.728
**D	CC&L DIVERSIFIED INCOME PORTFOLIO	0	4.129	4.129
**D	RENAISSANCE GLOBAL EQUITY PRIVATE POOL	0	4.752	4.752
**D	RENAISSANCE GLOBAL EQUITY PRIVATE POOL	0	394.400	394.400
**D	RENAISSANCE REAL ASSETS PRIVATE POOL	0	1.751.277	1.751.277
**D	TD EMERALD INTERNATIONAL EQUITY INDEX FUND	0	7.474.978	7.474.978
**D	TD INTERNATIONAL GROWTH FUND	0	318.786	318.786
**D	TD INTERNATIONAL INDEX FUND	0	54.252	54.252
**D	TD EUROPEAN INDEX FUND	0	1.162.400	1.162.400
**D	TD INTERNATIONAL STOCK FUND	0	24.553	24.553
**D	TD INTERNATIONAL EQUITY INDEX ETF	0	4.496	4.496
**D	TD GLOBAL MULTIFACTOR ETF	0	116.887	116.887
**D	GREYSTONE GLOBAL EQUITY FUND	0	1.513.200	1.513.200
**D	GREYSTONE INTERNATIONAL EQUITY FUND	0	183.900	183.900
**D	GREYSTONE INTERNATIONAL INCOME AND GROWTH FUND	0	263.266	263.266
**D	GREYSTONE GLOBAL INCOME AND GROWTH FUND	0	1.452.573	1.452.573
**D	IMPERIAL INTERNATIONAL EQUITY POOL	0	229.619	229.619
**D	IMPERIAL INTERNATIONAL EQUITY POOL	0	104.099	104.099
**D	IMPERIAL INTERNATIONAL EQUITY POOL	0	15.584	15.584
**D	IMPERIAL OVERSEAS EQUITY POOL	0	67.417	67.417
**D	ONTARIO POWER GENERATION INC	0	1.191.507	1.191.507

LISTA ESITO DELLE VOTAZIONE
 Oggetto: Determinazione del numero dei componenti il Consiglio di Amministrazione
 FAVOREVOLI

Badge	Ragione Sociale	Proprio	Delega	Totale
**D	UNIVERSITY OF GUELPH FOREIGN PROPERTY TRUST	0	167.600	167.600
**D	UNIVERSITY OF GUELPH	0	66.200	66.200
**D	THE WAWANESA MUTUAL INSURANCE COMPANY	0	3.392	3.392
**D	WINDRISE MSCI EAFE INDEX NON-LENDING, FUND FOR EXEMPT ORG.	0	387.915	387.915
**D	BMO PRIVATE INTERNATIONAL EQUITY PORTFOLIO	0	1.954.422	1.954.422
**D	CIBC INTERNATIONAL INDEX FUND	0	224.830	224.830
**D	CIBC EUROPEAN INDEX FUND	0	50.285	50.285
**D	CIBC POOLED INTERNATIONAL EQUITY INDEX FUND	0	41.023	41.023
**D	EUROPEAN DIVIDEND GROWTH FUND	0	65.985	65.985
**D	GLOBAL DIVIDEND GROWTH SPLIT CORP.	0	213.100	213.100
**D	BROMFTON GLOBAL DIVIDEND GROWTHETF	0	113.025	113.025
**D	RENAISSANCE GLOBAL VALDE FUND	0	40.333	40.333
**D	ALLIANZ GLOBAL INVESTORS FUND	0	15.845.811	15.845.811
**D	SK THEMEN	0	200.000	200.000
**D	SK WELT	0	400.000	400.000
**D	SK EUROPA	0	450.000	450.000
**D	ALLIANZ SUISSE - STRATEGY FUND	0	217.100	217.100
**D	METALLENTE FONDS PORTFOLIO	0	62.606	62.606
**D	PREMIUMMANDAT BALANCE	0	100.021	100.021
**D	PREMIUMMANDAT DYNAMIK	0	98.096	98.096
**D	ALLIANZ STIFTUNGSFONDS NACHHALTIGKEIT	0	1.236.652	1.236.652
**D	AZ EURO INVESTMENTS S.A.	0	69.413	69.413
**D	RP RENDITE PLUS	0	3.681.188	3.681.188
**D	AXA WORLD FUNDS	0	849.673	849.673
**D	BLACKROCK STRATEGIC FUNDS	0	555.480	555.480
**D	BLACKROCK GLOBAL INDEX FUNDS	0	194.290	194.290
**D	INDEXIQ	0	43.301	43.301
**D	SERVICED PLATFORM SICAV	0	161.399	161.399
**D	GOLDMAN SACHS FUNDS	0	612.257	612.257
**D	GOLDMAN SACHS FUNDS II	0	101.104	101.104
**D	M&G (LUX) INVESTMENT FUNDS 1	0	1.826.053	1.826.053
**D	INVESTEC GLOBAL STRATEGY FUND	0	5.155.153	5.155.153
**D	ISHARES MSCI EAFE INTERNATIONAL INDEX FUND	0	3.433.611	3.433.611
**D	BLACKROCK UTILITIES INFRASTRUCTURE AND POWER OPPORTUNITIES TRUST	0	2.493.825	2.493.825
**D	ISHARES MSCI ACWI ETF	0	1.848.653	1.848.653
**D	ISHARES MSCI ACWI EX US ETF	0	1.390.169	1.390.169
**D	ISHARES GLOBAL UTILITIES ETF	0	766.559	766.559
**D	ISHARES MSCI EUROZONE ETF	0	7.561.039	7.561.039
**D	ISHARES EUROPE ETF	0	1.295.558	1.295.558
**D	ISHARES MSCI EAFE ETF	0	29.934.723	29.934.723
**D	ISHARES MSCI EAFE VALUE ETF	0	6.597.453	6.597.453
**D	ISHARES MSCI KOSUAI ETF	0	27.474	27.474

653

LISTA ESITO DELLE VOTAZIONE
 Oggetto: Determinazione del numero dei componenti il Consiglio di Amministrazione
 FAVOREVOLI

Badge	Ragione Sociale	Proprio	Delega	Totale
**D	ISHARES GLOBAL INFRASTRUCTURE ETF	0	12.559.510	12.559.510
**D	ISHARES MSCI ITALY ETF	0	4.913.056	4.913.056
**D	ISHARES INTERNATIONAL SELECT DIVIDEND ETF	0	4.783.190	4.783.190
**D	ISHARES EDGE MSCI MIN VOL EAFE ETF	0	1.779.814	1.779.814
**D	ISHARE EDGE MSCI MIN VOL EAFE INDEX FUND OF BLACKROCK FUNDS	0	24.087	24.087
**D	ISHARES CORE MSCI EUROPE ETF	0	2.872.260	2.872.260
**D	ISHARES EDGE MSCI MIN VOL EUROPE ETF	0	24.405	24.405
**D	ISHARES EDGE MSCI INTL MOMENTUM FACTOR ETF	0	342.822	342.822
**D	ISHARES EDGE MSCI INTL VALUE FACTOR ETF	0	642.875	642.875
**D	ISHARES EDGE MSCI INTL SIZE FACTOR ETF	0	1.514	1.514
**D	ISHARES INTERNATIONAL DIVIDEND GROWTH ETF	0	159.232	159.232
**D	ISHARES MSCI WORLD ETF	0	159.178	159.178
**D	ISEARES CORE MSCI EAFE ETF	0	34.912.669	34.912.669
**D	ISHARES CORE MSCI TOTAL INTERNATIONAL STOCK ETF	0	6.598.557	6.598.557
**D	ISHARES CORE MSCI INTERNATIONAL DEVELOPED MARKETS ETF	0	1.346.177	1.346.177
**D	ISHARES CORE MSCI EAFE IMI INDEX ETF	0	1.334.278	1.334.278
**D	ISHARES MSCI EUROPE IMI INDEX ETF	0	152.632	152.632
**D	ISHARES INTERNATIONAL FUNDAMENTAL INDEX ETF	0	59.981	59.981
**D	ISHARES GLOBAL MONTHLY DIVIDEND INDEX ETF (CAD-HEDGED)	0	43.111	43.111
**D	CONNECTICUT GENERAL LIFE INSURANCE COMPANY	0	20.448	20.448
**D	BLACKROCK STRATEGIC GLOBAL BONDFUND INC	0	209	209
**D	TOTAL INTERNATIONAL EX U.S. INDEX MASTER PORTFOLIO OF MASTER INV	0	391.548	391.548
**D	INTERNATIONAL TILTS MASTER PORTFOLIO OF MASTER INVESTMENT PORTFO	0	61.431	61.431
**D	PRINCIPAL GLOBAL INVESTORS COLLECTIVE INVESTMENT TRUST	0	489.227	489.227
**D	PRINCIPAL GLOB. INVES. COLLECT INVEST. TRUST INTER.GROWTH EQUITY	0	138.238	138.238
**D	AMERICAN CENTURY ETF TRUST-AVANTIS INTERNATIONAL EQUITY ETF	0	131.660	131.660
**D	XEROX CANADA EMPLOYEES RETIREMENT PLAN	0	44.800	44.800
**D	ABERDEEN GLOBAL INFRASTRUCTURE FUND	0	232.100	232.100
**D	ARROWSTREET GLOBAL EQUITY ACWI TRUST FUND	0	234.011	234.011
**D	ARROWSTREET INTERNATIONAL EQUITY EAFE TRUST FUND	0	599.801	599.801
**D	ARROWSTREET INTERNATIONAL EQUITY ACWI EX US TRUST FUND	0	2.334.381	2.334.381
**D	AMERICAN BUREAU OF SHIPPING	0	6.606	6.606
**D	UNITED TECHNOLOGIES CORPORATION EMPLOYEE SAVINGS PLAN MASTER TRU	0	910.538	910.538
**D	BEAR CREEK INC.	0	48.052	48.052
**D	BROOKFIELD REAL ASSETS HYBRID MASTER FUND L.P. C O MAILES CORPORATE SERVICES LIMITED	0	52.900	52.900
**D	MERCER DIOCESE OF BROOKLYN GROWTH STRATEGY	0	147.700	147.700
**D	MERCER DIOCESE OF BROOKLYN GROWTH STRATEGY	0	158.091	158.091
**D	MERCER DIOCESE OF BROOKLYN LAY PENSION INVESTMENT TRUST	0	57.900	57.900
**D	MERCER DIOCESE OF BROOKLYN LAY PENSION INVESTMENT TRUST	0	48.415	48.415
**D	COMMONFUND SCREENED GLOBAL EQUITY, LLC	0	11.500	11.500
**D	AMERICAN FUNDS GLOBAL INSIGHT FUND	0	1.242.553	1.242.553
**D	AMERICAN FUNDS INTERNATIONAL VANTAGE FUND	0	2.174.615	2.174.615
**D	XTRACKERS (IE) PUBLIC LIMITED COMPANY	0	673.318	673.318

654

LISTA ESITO DELLE VOTAZIONI
 Oggetto: Determinazione del numero dei componenti il Consiglio di Amministrazione
 FAVOREVOLI

Badge	Ragione Sociale	Proprio	Delega	Totale
**D	MICROSOFT CORPORATION SAVINGS PLUS 401(K) PLAN	0	971.520	971.520
**D	ALLIANZGI BEST STYLES GLOBAL MANAGED VOLATILITY PORTFOLIO	0	20.863	20.863
**D	ALLIANZGI BEST STYLES GLOBAL MANAGED VOLATILITY PORTFOLIO	0	185.725	185.725
**D	ALLIANZGI BEST STYLES GLOBAL MANAGED VOLATILITY PORTFOLIO	0	8.555	8.555
**D	ALLIANZGI BEST STYLES GLOBAL MANAGED VOLATILITY PORTFOLIO	0	18.941	18.941
**D	ALLIANZGI BEST STYLES GLOBAL MANAGED VOLATILITY PORTFOLIO	0	82.994	82.994
**D	ALLIANZGI BEST STYLES GLOBAL MANAGED VOLATILITY PORTFOLIO	0	290.895	290.895
**D	ALLIANZGI BEST STYLES GLOBAL MANAGED VOLATILITY PORTFOLIO	0	564.073	564.073
**D	ALLIANZGI BEST STYLES GLOBAL MANAGED VOLATILITY PORTFOLIO	0	15.450	15.450
**D	ALLIANZGI BEST STYLES GLOBAL MANAGED VOLATILITY PORTFOLIO	0	202.850	202.850
**D	ALLIANZGI BEST STYLES GLOBAL MANAGED VOLATILITY PORTFOLIO	0	71.307	71.307
**D	ALLIANZGI BEST STYLES GLOBAL MANAGED VOLATILITY PORTFOLIO	0	18.592	18.592
**D	ALLIANZGI BEST STYLES GLOBAL MANAGED VOLATILITY PORTFOLIO	0	6.896	6.896
**D	ALLIANZGI BEST STYLES GLOBAL MANAGED VOLATILITY PORTFOLIO	0	106.671	106.671
**D	ALLIANZGI BEST STYLES GLOBAL MANAGED VOLATILITY PORTFOLIO	0	4.041	4.041
**D	ALLIANZGI BEST STYLES GLOBAL MANAGED VOLATILITY PORTFOLIO	0	4.089	4.089
**D	ALLIANZGI BEST STYLES GLOBAL MANAGED VOLATILITY PORTFOLIO	0	2.082	2.082
**D	ALLIANZGI BEST STYLES GLOBAL MANAGED VOLATILITY PORTFOLIO	0	439.605	439.605
**D	ALLIANZGI BEST STYLES GLOBAL MANAGED VOLATILITY PORTFOLIO	0	525.376	525.376
**D	ALLIANZGI BEST STYLES GLOBAL MANAGED VOLATILITY PORTFOLIO	0	58.163	58.163
**D	ALLIANZGI BEST STYLES GLOBAL MANAGED VOLATILITY PORTFOLIO	0	26.183	26.183
**D	ALLIANZGI BEST STYLES GLOBAL MANAGED VOLATILITY PORTFOLIO	0	27.399	27.399
**D	ALLIANZGI BEST STYLES GLOBAL MANAGED VOLATILITY PORTFOLIO	0	13.268	13.268
**D	ALLIANZGI BEST STYLES GLOBAL MANAGED VOLATILITY PORTFOLIO	0	4.014	4.014
**D	ALLIANZGI BEST STYLES GLOBAL MANAGED VOLATILITY PORTFOLIO	0	219.126	219.126
**D	ALLIANZGI BEST STYLES GLOBAL MANAGED VOLATILITY PORTFOLIO	0	102.563	102.563
**D	ALLIANZGI BEST STYLES GLOBAL MANAGED VOLATILITY PORTFOLIO	0	8.712.341	8.712.341
**D	ALLIANZGI BEST STYLES GLOBAL MANAGED VOLATILITY PORTFOLIO	0	56.826.957	56.826.957
**D	ALLIANZGI BEST STYLES GLOBAL MANAGED VOLATILITY PORTFOLIO	0	24.000.000	24.000.000
**D	ALLIANZGI BEST STYLES GLOBAL MANAGED VOLATILITY PORTFOLIO	0	3.539.000	3.539.000
**D	ALLIANZGI BEST STYLES GLOBAL MANAGED VOLATILITY PORTFOLIO	0	88.100	88.100
**D	ALLIANZGI BEST STYLES GLOBAL MANAGED VOLATILITY PORTFOLIO	0	2.264.384	2.264.384
**D	ALLIANZGI BEST STYLES GLOBAL MANAGED VOLATILITY PORTFOLIO	0	1.531	1.531
**D	ALLIANZGI BEST STYLES GLOBAL MANAGED VOLATILITY PORTFOLIO	0	4.546	4.546
**D	ALLIANZGI BEST STYLES GLOBAL MANAGED VOLATILITY PORTFOLIO	0	803	803
**D	ALLIANZGI BEST STYLES GLOBAL MANAGED VOLATILITY PORTFOLIO	0	435.761	435.761
**D	ALLIANZGI BEST STYLES GLOBAL MANAGED VOLATILITY PORTFOLIO	0	1.410.789	1.410.789
**D	ALLIANZGI BEST STYLES GLOBAL MANAGED VOLATILITY PORTFOLIO	0	160.038	160.038
**D	ALLIANZGI BEST STYLES GLOBAL MANAGED VOLATILITY PORTFOLIO	0	1.575.638	1.575.638
**D	ALLIANZGI BEST STYLES GLOBAL MANAGED VOLATILITY PORTFOLIO	0	17.700	17.700
**D	ALLIANZGI BEST STYLES GLOBAL MANAGED VOLATILITY PORTFOLIO	0	20.551	20.551
**D	ALLIANZGI BEST STYLES GLOBAL MANAGED VOLATILITY PORTFOLIO	0	1.266.578	1.266.578
**D	ALLIANZGI BEST STYLES GLOBAL MANAGED VOLATILITY PORTFOLIO	0	1.178.842	1.178.842

91

655

LISTA ESITO DELLE VOTAZIONE
Oggetto: Determinazione del numero dei componenti il Consiglio di Amministrazione
FAVOREVOLI

Badge	Ragione Sociale	Proprio	Delega	Totale
**D	WILLIAM BLAIR COLLECTIVE INVESTMENT TRUST	0	765.913	765.913
**D	WILLIAM BLAIR SYSTEMATIC INTERNATIONAL ALL CAP CORE FUND LLC	0	2.364	2.364
**D	WILLIAM BLAIR SYSTEMATIC INTERNATIONAL ALL CAP CORE FUND LLC	0	141.632	141.632
**D	KAISER FOUNDATION HEALTH PLAN INC RETIREE HEALTH AND WELFARE PLA	0	5.284	5.284
**D	FIRST CHURCH OF CHRIST SCIENTIST	0	42.448	42.448
**D	FIRST CHURCH OF CHRIST SCIENTIST	0	1.659.094	1.659.094
**D	LAZARD/WILMINGTON INTERNATIONALEQUITY COLLECTIVE TRUST	0	183.892	183.892
**D	LAZARD/WILMINGTON COLLECTIVE TRUST	0	110	110
**D	JANUS CAPITAL MANAGEMENT LLC	0	2.872.523	2.872.523
**D	JOHNSON AND JOHNSON PENSION SAVINGS PLANS MASTER TRUST	0	32.587	32.587
**D	INVESTCO MULTI SERIES FUNDS-INVESTCO GLOBAL TARGETED RETURNS FUND	0	9.833	9.833
**D	INTECH GLOBAL ALL COUNTRY ENHANCED INDEX FUND LLC	0	1.479	1.479
**D	SUNAMERICA SERIES TRUST-SA LEGG MASON TACTICAL OPPORTUNITIES PO	0	38.219	38.219
**D	SEASONS SERIES TRUST SA JPM DIVERSIFIED BALANCED PORTFOLIO	0	55.309	55.309
**D	SUNAMERICA SERIES TRUST SA GOLDMAN SACHS MULTI-ASSET INSIGHT PRT	0	812	812
**D	SUNAMERICA SERIES TRUST-SA PUTNAM ASSET ALLOCATION DIVERSIFIED GROW	0	64.005	64.005
**D	SUNAMERICA SERIES TRUST-SA GOLDMAN SACHS MULTI-ASSET INSIGHT PRT	0	20.926	20.926
**D	SEASONS SERIES TRUST SA MULTI-MANAGED INTERNATIONAL EQUITY PORTF	0	14.755	14.755
**D	SUNAMERICA SERIES TRUST SA BLACKROCK VCP GLOBAL MULTI ASSET PORT	0	267.270	267.270
**D	SUNAMERICA SERIES TRUST - SA SCHROEDERS VCP GLOBAL ALLOCATION PORT	0	121.171	121.171
**D	SUNAMERICA SERIES TRUST - SA INTERNATIONAL INDEX PORTFOLIO	0	20.783	20.783
**D	DWS GLOBAL INCOME BUILDER FUND	0	233.262	233.262
**D	DWS GLOBAL INCOME BUILDER VIF	0	2.083.135	2.083.135
**D	KP INTERNATIONAL EQUITY FUND	0	2.128.196	2.128.196
**D	KANSAS PUBLIC EMPLOYEES RETIREMENT SYSTEM	0	71.740	71.740
**D	KANSAS PUBLIC EMPLOYEES RETIREMENT SYSTEM	0	19.400	19.400
**D	CAYMAN ISLANDS CHAMBER OF COMMERCE PENSION FUND	0	721.052	721.052
**D	COUNTY OF LOS ANGELES DEFERRED COMPENSATION AND THRIFT PLAN	0	3.017.144	3.017.144
**D	LVIP BLACKROCK GLOBAL ALLOCATION FUND	0	1.821.236	1.821.236
**D	LVIP MONDRIAN INTERNATIONAL VALUE FUND	0	3.800	3.800
**D	LVIP SSGA INTERNATIONAL INDEX FUND	0	155.397	155.397
**D	COUNTY OF LOS ANGELES SAVINGS PLAN D THRIFT PLAN	0	203.705	203.705
**D	RHOMELINE INTERNATIONAL POOLED INDEX TRUST	0	1.361.957	1.361.957
**D	STICHTING PENSIOENFONDS WOMEN	0	28.066	28.066
**D	STICHTING PENSIOENFONDS PGB MANNUMERIC-GLOBAL DEVELOPED MULTI FACTOR	0	1.905	1.905
**D	CIDEL INTERNATIONAL EQUITY FUND	0	32.770	32.770
**D	CIDEL BANK AND TRUST INC. CIDELFL	0	11.549	11.549
**D	CIDEL TRUST COMPANY	0	15.737	15.737
**D	CITY UNIVERSITY OF NEW YORK	0	57.426	57.426
**D	ABERDEEN GLOBAL ABSOLUTE RETURNSTR	0	1.277.877	1.277.877
**D	LAZARD INTERNATIONAL EQUITY (CANADA) FUND	0	232.340	232.340
**D	MAINSTAY CBRE GLOBAL INFRASTRUCTURE	0	6.536	6.536
**D	AB INTERNATIONAL STRATEGIC EQUITIES HARVESTING SERIES	0	2.507.988	2.507.988
**D	NUVEEN WINSLOW INTERNATIONAL LARGE CAP FUND	0		
**D	NUVEEN REAL ASSET INCOME FUND	0		

 2.166



656

LISTA ESITO DELLE VOTAZIONE
 Oggetto: Determinazione del numero dei componenti il Consiglio di Amministrazione
 FAVOREVOLI

Badge	Ragione Sociale	Proprio	Delega	Totale
**D	NUVEEN REAL ASSET INCOME AND GROWTH FUND	0	685.500	685.500
**D	TALCOTT RESOLUTION LIFE INSURANCE COMPANY	0	64.647	64.647
**D	TEXAS MUNICIPAL RETIREMENT SYSTEM	0	1.126.492	1.126.492
**D	TEXAS MUNICIPAL RETIREMENT SYSTEM	0	486.319	486.319
**D	TEXAS MUNICIPAL RETIREMENT SYSTEM	0	350.696	350.696
**D	NBI GLOBAL REAL ASSETS INCOME ETF	0	96.454	96.454
**D	BURROUGHS WELLCOME FUND	0	3.182.542	3.182.542
**D	CITY OF NEW YORK GROUP TRUST	0	52.000	52.000
**D	ORIGIN INTERNATIONAL EQUITY FUND	0	1.590.455	1.590.455
**D	FIDELITY COMMONWEALTH TRUST II: FIDELITY INT'L ENHANCED INDEX FD	0	22.900	22.900
**D	FIDELITY COVINGTON TRUST: FIDELITY INTL VALUE FACTOR ETF	0	15.952	15.952
**D	FIDELITY COVINGTON TRUST: FIDELITY TARGETED INTL FACTOR ETF	0	739.333	739.333
**D	FIDELITY COVINGTON TRUST: FIDELITY TARGETED INTL FACTOR ETF	0	157.805	157.805
**D	PIMCO RAE INTERNATIONAL FUND LLC	0	1.163.100	1.163.100
**D	PIMCO EQUITY SERIES: PIMCO DIVIDEND AND INCOME FUND	0	188.779	188.779
**D	PIMCO EQUITY SERIES: PIMCO RAE INTERNATIONAL FUND	0	123.282	123.282
**D	MAS PENSION SIFORE BASICA 60-64 SA DE C.V.	0	116.128	116.128
**D	MAS PENSION SIFORE BASICA 65-69, SA DE C.V.	0	107.325	107.325
**D	MAS PENSION SIFORE BASICA 70-74, SA DE C.V.	0	163.853	163.853
**D	MAS PENSION SIFORE BASICA 75-79 SA DE C.V.	0	134.553	134.553
**D	MAS PENSION SIFORE BASICA 80-84, SA. DE C.V.	0	58.498	58.498
**D	MAS PENSION SIFORE BASICA 85-89 SA DE C.V.	0	129.377	129.377
**D	MAS PENSION SIFORE BASICA 90-94, SS-DE C.V.	0	55.281	55.281
**D	PFM MULTI-MANAGER SERIES TRUST - PFM MULTI-MANAGER INTERNATIONAL	0	1.571.425	1.571.425
**D	PFM MULTI-MANAGER SERIES TRUST - PFM MULTI-MANAGER INTERNATIONAL	0	622.476	622.476
**D	ARROWSTREET (CANADA) GLOBAL ALL-COUNTRY FUND I	0	136.048	136.048
**D	ARROWSTREET (CANADA) GLOBAL ALL-COUNTRY FUND II	0	358.255	358.255
**D	ARROWSTREET (CANADA) INTERNATIONAL DEVELOPED MARKET EX US FUND I	0	15.868	15.868
**D	ARROWSTREET (CANADA) GLOBAL WORLD FUND I	0	15.805	15.805
**D	PUTNAM WORLD TRUST	0	84.567	84.567
**D	PES:PIMCO RAFI DYNAMIC MULTI-FACTOR INTERNATIONAL EQUITY ETF	0	315.882	315.882
**D	INTEL CORPORATION RETIREE MEDICAL PLAN TRUST	0	254.601	254.601
**D	ALASKA COMMON TRUST FUND	0	693.266	693.266
**D	RUSSELL INVESTMENTS INSTITUTIONAL FUNDS, LLC INTERNATIONAL EQUIT	0	11.165	11.165
**D	RUSSELL INVESTMENTS INSTITUTIONAL FUNDS, LLC GLOBAL LISTED INFRA	0	181.067	181.067
**D	RUSSELL INVESTMENTS INSTITUTIONAL FUNDS, LLC GLOBAL EQUITY PLUS	0	61.161	61.161
**D	SSGA MSCI ACWI EX-USA INDEX NON-LENDING DAILY TRUST	0	343.056	343.056
**D	SERVICES GROUP OF AMERICA INC	0	268.444	268.444
**D	STANDARD LIFE INVESTMENTS GLOBAL ABSOLUTE RETURN STRATEGIES MAST	0	9.253	9.253
**D	WILMINGTON TRUST COLLECTIVE INVESTMENT TRUST	0	526.863	526.863
**D	ROMAN CATHOLIC BISHOP OF SPRINGFIELD A CORPORATION SOLE	0	8.820	8.820
**D	INTEL RETIREMENT PLANS COLLECTIVE INVESTMENT TRUST	0	127.406	127.406
**D	INTEL RETIREMENT PLANS COLLECTIVE INVESTMENT TRUST	0	601.258	601.258
**D	TJ-NONQUALIFIED, LLC	0		
**D	TENNESSEE CONSOLIDATED RETIREMENT SYSTEM	0		

59

65K

LISTA ESITO DELLE VOTAZIONE
 Oggetto: Determinazione del numero dei componenti il Consiglio di Amministrazione
 FAVOREVOLI

Badge	Ragione Sociale	Proprio	Delega	Totale
**D	TENNESSEE CONSOLIDATED RETIREMENT SYSTEM	0	6.114.351	6.114.351
**D	TJ-QUALIFIED, LLC	0	113.940	113.940
**D	VANGUARD FTSE DEVELOPED EUROPE ALL CAP INDEX ETF	0	111.556	111.556
**D	VANGUARD FTSE DEVELOPED ALL CAP EX NORTH AMERICA INDEX ETF	0	504.346	504.346
**D	VANGUARD DEVELOPED ALL-CAP EX NORTH AMERICA EQUITY INDEX POOLED	0	42.381	42.381
**D	VANGUARD GLOBAL MOMENTUM FACTOR ETF	0	4.088	4.088
**D	VANGUARD FTSE DEVELOPED EX NORTH AMERICA HIGH DIVIDEND YIELD IND	0	13.189	13.189
**D	VANGUARD FTSE DEVELOPED EX NORTH AMERICA EQUITY FUND (CANADA)	0	851.869	851.869
**D	CAPITAL GROUP INTERNATIONAL EQUITY FUND (CANADA)	0	130.720	130.720
**D	CAPITAL GROUP CANADIAN FOCUSED EQUITY FUND (CANADA)	0	834.000	834.000
**D	CAPITAL GROUP GLOBAL BALANCED FUND (CANADA)	0	134.062	134.062
**D	CAPITAL GROUP CAPITAL INCOME BUILDER (CANADA)	0	59.200	59.200
**D	WELLS FARGO DIVERSIFIED INTERNATIONAL FUND	0	1.405.800	1.405.800
**D	WELLS FARGO MASTER TRUST INTERNATIONAL VALUE PORTFOLIO	0	447.698	447.698
**D	WELLS FARGO FACTOR ENHANCED INTERNATIONAL PORTFOLIO	0	1.973.223	1.973.223
**D	WELLS FARGO BK DECL OF TRUST ESTABL INVEST FUNDS EMPLOYEE BEN TR	0	115.966	115.966
**D	WELLINGTON COMPOUND GROWTH, L.P.	0	15.289	15.289
**D	WILMINGTON TRUST COLLECTIVE INVESTMENT TRUST	0	6.838.867	6.838.867
**D	VANGUARD ENERGY FUND	0	2.800.714	2.800.714
**D	VANGUARD TOTAL WORLD STOCK INDEX FUND	0	50.029.780	50.029.780
**D	VANGUARD DEVELOPED MARKETS INDEX FUND	0	378.100	378.100
**D	THE METHODIST HOSPITAL	0	600.413	600.413
**D	HC CAPITAL TRUST- THE INSTITUTIONAL INTERNATIONAL EQUITY PORTFOL	0	325.353	325.353
**D	HC CAPITAL TRUST- THE INSTITUTIONAL INTERNATIONAL EQUITY PORTFOL	0	20.943	20.943
**D	HC CAPITAL TRUST - THE ESG GROWTH PORTFOLIO	0	12.144	12.144
**D	HC CAPITAL TRUST- THE CATHOLIC SRI GROWTH PORTFOLIO	0	43.303	43.303
**D	ARKWRIGHT, LLC	0	199.184	199.184
**D	HC CAPITAL TRUST - THE INTERNATIONAL EQUITY PORTFOLIO	0	256.063	256.063
**D	INTERNATIONAL MONETARY FUND	0	274.787	274.787
**D	INTERNATIONAL MONETARY FUND	0	16.374	16.374
**D	PUTNAM VARIABLE TRUST - PUTNAM VT GLOBAL ASSET ALLOCATION FUND	0	363.625	363.625
**D	PUTNAM DYNAMIC ASSET ALLOCATION BALANCED FUND	0	244.514	244.514
**D	PUTNAM DYNAMIC ASSET ALLOCATION BALANCED FUND	0	84.072	84.072
**D	PUTNAM DYNAMIC ASSET ALLOCATION CONSERVATIVE FUND	0	28.052	28.052
**D	PUTNAM TOTAL RETURN TRUST	0	298.672	298.672
**D	PUTNAM RETIREMENT ADVANTAGE GAA GROWTH PORTFOLIO	0	165.545	165.545
**D	PUTNAM RETIREMENT ADVANTAGE GAA BALANCE PORTFOLIO	0	45.497	45.497
**D	PUTNAM RETIREMENT ADVANTAGE GAA CONSERVATIVE PORTFOLIO	0	46.565	46.565
**D	PUTNAM RETIREMENT ADVANTAGE GAA INCOME STRATEGIES PORTFOLIO	0	91.135	91.135
**D	PUTNAM RETIREMENT ADVANTAGE GAA EQUITY PORTFOLIO	0	20.271	20.271
**D	PUTNAM TOTAL RETURN FUND, LLC	0	39.720	39.720
**D	THE STATE OF NEVADA	0	10.323	10.323
**D	PUTNAM DYNAMIC ASSET ALLOCATION EQUITY FUND	0	8.592	8.592
**D	COHEN & STEERS REAL ASSETS FUND, INC	0		

LISTA ESITO DELLE VOTAZIONE
 Oggetto: Determinazione del numero dei componenti il Consiglio di Amministrazione
 FAVOREVOLI

Badge	Ragione Sociale	Proprio	Delega	Totale
**D	COHEN & STEERS INFRASTRUCTURE FUND, INC.	0	1.984.266	1.984.266
**D	COHEN & STEERS GLOBAL INFRASTRUCTURE FUND, INC	0	211.790	211.790
**D	COHEN & STEERS ALTERNATIVE INCOME FUND, INC	0	6.698	6.698
**D	COHEN & STEERS, INC.	0	509	509
**D	INTERNATIONAL MONETARY FUND	0	165.645	165.645
**D	THORNBURG INTERNATIONAL VALUE FUND	0	5.915.401	5.915.401
**D	THORNBURG INVESTMENT INCOME BUILDER FUND	0	37.943.171	37.943.171
**D	THORNBURG BETTER WORLD INTERNATIONAL FUND	0	267.133	267.133
**D	THORNBURG BETTER WORLD INTERNATIONAL FUND	0	26.015	26.015
**D	CANADA PENSION PLAN INVESTMENT BOARD	0	15.810	15.810
**D	MUSASHI SMART PREMIA FUND	0	17.889	17.889
**D	ALLIANCEBERNSTEIN INTERNATIONAL ALL-COUNTRY PASSIVE SERIES	0	2.695.950	2.695.950
**D	ALLIANCEBERNSTEIN INTERNATIONAL OPPORTUNITIES SERIES	0	100.434	100.434
**D	ALLIANCEBERNSTEIN EUROPEAN OPPORTUNITIES SERIES	0	123.868	123.868
**D	TMCT, LLC	0	50.796	50.796
**D	TMCT II	0	1.185.066	1.185.066
**D	MCIC VERMONT A RECIPROCAL RISK RETENTION GROUP	0	5.791.206	5.791.206
**D	ALLIANCEBERNSTEIN DELAWARE BUSINESS TRUST - AB INTERNATIONAL STRATEGIC EQUITIES SERIES	0	1.504.660	1.504.660
**D	AB GLOBAL RESEARCH INSIGHTS SERIES	0	937.286	937.286
**D	ALLIANCEBERNSTEIN DELAWARE BUSINESS TRUST-AB GLOBAL RESEARCH INSIGHTS SERIES II	0	387.602	387.602
**D	LAZARD INTERNATIONAL STRATEGIC EQUITY TRUST	0	16.030	16.030
**D	LAZARD INTERNATIONAL EQUITY TRUST	0	6.297	6.297
**D	HOEHL FAMILY PARTNERS I LLC	0	18.066	18.066
**D	IRR TRUST OF ELIZABETH M. WEBSTER ROCKEFELLER TRUST COMPANY (DELAWARE)	0	4.195	4.195
**D	JAMES E. GRIFFITH FAMILY TRUST DTD9/30/1977	0	1.769	1.769
**D	FERDINAND COLLOREDO-MANSFELD 2001 CHARITABLE REMAINDER UNITRUST	0	2.171	2.171
**D	ANNE E. PENFIELD 1999 IRREVOCABLE TRUST	0	1.758	1.758
**D	FRANZ F. COLLOREDO-MANSFELD 1999 IRREVOCABLE TRUST	0	44.341	44.341
**D	RUDOLF J. COLLOREDO-MANSFELD 1999 IRREVOCABLE TRUST	0	178.916	178.916
**D	TRUST FOR MUTUAL UNDERSTANDING	0	6.922	6.922
**D	TRUST U/W JOHN D. ROCKEFELLER FBOELIZABETH STRONG-CUEVAS	0	81.022	81.022
**D	THE FREEBAIN CHARITABLE LEAD ANNUITY TRUST	0	4.155	4.155
**D	FALOMA RHEEM INVESTMENTS	0	86.505	86.505
**D	TRUST U/W MALINDA M. MENOTTI	0	7.324	7.324
**D	TR. B FBO DESCEN OF A MAUZR B FBO DESCENDANTS ABBY R. MAUZE,E	0	21.955	21.955
**D	MAC STEMBERG IRREVOCABLE TRUST	0	5.398	5.398
**D	THOMAS G. STEMBERG LIMITED	0	104.283	104.283
**D	THE ROSFAM 2009 TRUST	0	57.139	57.139
**D	J. H. WADE FAMILY TRUST	0	7.499	7.499
**D	J. H. WADE LONG FAMILY TRUST	0	5.595	5.595
**D	J. H. E. V. WADE GST TRUST	0	7.976	7.976
**D	W. H. VANDERBILT TRUST F/B/O EMILY	0	10.678	10.678
**D	ELLERY SEDGWICK JR GRANCHILDRENS TR C/O THE ROCKFELLER TRUST CO (DB)	0	12.056	12.056
**D	ASHFORTH PROPERTIES INC.	0		
**D	ELLERYSEGDWICK	0		

LISTA ESITO DELLE VOTAZIONI
 Oggetto: Determinazione del numero dei componenti il Consiglio di Amministrazione
 FAVOREVOLI

Badge	Ragione Sociale	Proprio	Delega	Totale
**D	ELLERY WATKINS SEDGWICK TRUST	0	8.791	8.791
**D	ELIZABETH SERGEANT SEDGWICK TRUST	0	8.824	8.824
**D	ELLERY SEDGWICK, III TRUST	0	15.017	15.017
**D	GEORGE AND MARGARET MCNEILL TIC	0	13.350	13.350
**D	MCNEILL GROUP, LTD	0	23.509	23.509
**D	MCNEILL CHARITABLE FOUNDATION	0	10.813	10.813
**D	THEODORE SEDGWICK MASTER TRUST	0	30.750	30.750
**D	ELLERY SEDGWICK III MASTER TRUST	0	39.809	39.809
**D	GST NON EXEMPT TRUST FBO WILLIAM	0	11.395	11.395
**D	GST NON EXEMPT TRUST FBO ELIZA O.	0	11.393	11.393
**D	GST NON EXEMPT TRUST FBO K. KLEMENTIS	0	11.395	11.395
**D	ARTICLE 9 TRUST U/W GLADYS T PERKINS	0	16.661	16.661
**D	RICHARD S. PERKIN TRUST FBO WINNIE PERKIN GRAY	0	16.321	16.321
**D	TRUST 10/18/99 FBO ELIZA MILTONO'NEILL	0	50.017	50.017
**D	KALYNDA R. KLEMENTIS TRUST	0	37.732	37.732
**D	TR. B FBO ABBY R. SIMPSON TR B 8/03/60 FBO ABBY R. SIMPSON C/O THE ROCKEFELLER TRUST COMPANY	0	7.247	7.247
**D	CHARITABLE TRUST ART. NINTH U/W	0	38.423	38.423
**D	TRUST 12/30/69 F/B/O DESCENDANTS OF JOHN D. ROCKEFELLER 3RD	0	61.280	61.280
**D	TRUST U/A 4/1/93 F/B/O SANDRA FERR	0	91.804	91.804
**D	THE HOPI TRIBE	0	71.632	71.632
**D	EDWARD JOHN NOBLE FOUNDATION, INC	0	13.276	13.276
**D	THE FREEMAN FOUNDATION	0	60.794	60.794
**D	RCB INVESTMENT PARTNERS LLC	0	597.573	597.573
**D	WIN PROPERTIES	0	25.640	25.640
**D	THE STARR FOUNDATION	0	22.682	22.682
**D	BROOKLYN PUBLIC LIBRARY	0	339.167	339.167
**D	BRETT CARR UNITRUST	0	13.851	13.851
**D	JAMES NEWHOUSE ISSUE GST EXEMPT	0	8.234	8.234
**D	JAMES B. ORTHWEIN RES TR FBO ROMAL	0	8.480	8.480
**D	LOEB ARTICLE THREE TRUST	0	48.826	48.826
**D	JAMES L. LOEB 1965 TRUST FBO JAMES L.JR	0	27.737	27.737
**D	LOEB FAMILY INVESTMENTS, LP	0	8.281	8.281
**D	JAMES L. LOEB 1962 TRUST FBO ELIZABETH FRIEDMAN	0	46.866	46.866
**D	DOUGLAS NEWHOUSE ISSUE GST	0	8.896	8.896
**D	DOUGLAS NEWHOUSE HOLLY BANNISTER	0	10.678	10.678
**D	ELERAN, L.L.C.	0	17.260	17.260
**D	TRUST B FBO RODMAN C. ROCKEFELLER	0	50.421	50.421
**D	TRUST 05/24/51 FBO ANN R. ROBERTS	0	23.926	23.926
**D	TR. B FBO SONS OF NELSON A ROCKEFELLER	0	12.479	12.479
**D	TR B 5/24/51 FBO MARY R MORGAN	0	22.717	22.717
**D	TRUST 11/04/64 FBO NELSON A. ROCKEFELLER, JR.	0	14.439	14.439
**D	TRUST 05/23/67 FBO MARK F. ROCKEFELLER	0	48.234	48.234
**D		0	49.204	49.204

EM

60

LISTA ESITO DELLE VOTAZIONE
 Oggetto: Determinazione del numero dei componenti il Consiglio di Amministrazione
 FAVOREVOLI

Badge	Regione Sociale	Proprio	Delega	Totale
**D	TR B 10/20/76 N A ROCKEFELLER M F ROCKEFELLER CO., INC.	0	101.674	101.674
**D	TRUST 12/31/69 FBO DESCENDANTS OF LAURANCE S. ROCKEFELLER	0	141.518	141.518
**D	JAMES F. SULLIVAN 2006 MARITAL TRUST	0	73.869	73.869
**D	THE ANNA SHIELDS HAMLET 1967 TRUST	0	16.703	16.703
**D	THE ETINGER FOUNDATION, INC.	0	7.255	7.255
**D	THE TRUSTEES OF THE DIOCESE OF SOUTH OHIO	0	18.083	18.083
**D	LARRY AND WENDY'S DESCENDANTS TRUST	0	3.734	3.734
**D	THE KRIMENDAHL/SAINT-AMAND FOUNDATION	0	11.261	11.261
**D	TRUST 12/16/76 FBO DESCENDANTS OF WINTROP P. ROCKEFELLER	0	141.107	141.107
**D	INFINITY THREE TRUST	0	11.057	11.057
**D	RED RIVER FAMILY NON-EXEMPT TRUST	0	21.236	21.236
**D	LAWRENCE V. RAWL FAMILY TRUST	0	13.319	13.319
**D	ART 4 DESCENDANT TR/KELLY GUZIEJK	0	21.518	21.518
**D	KELLY R. GUZIEJKA FAMILY TRUST	0	13.275	13.275
**D	1998 KELLY R. GUZIEJKA FAMILY TRUS	0	11.784	11.784
**D	KELLY R. GUZIEJKA REVOCABLE TRUST	0	9.896	9.896
**D	MARITAL TRUST U/A SIXTH OF R.G. ROCKEFELLER	0	26.321	26.321
**D	ROCKEFELLER - KING FAMILY 2012	0	10.200	10.200
**D	LIBRA FUND, LIMITED PARTNERSHIP	0	135.183	135.183
**D	LIBRA FUND QP, LP	0	207.186	207.186
**D	RFS OPCO LLC	0	6.151	6.151
**D	ROCKEFELLER GLOBAL EQUITY FUND II QP LP	0	506.542	506.542
**D	ROCKEFELLER GLOBAL EQUITY FUND II LP	0	185.978	185.978
**D	ROCKEFELLER BALANCED FUND, L.P.	0	403.727	403.727
**D	ROCKEFELLER GLOBAL EQ DIV YIELD	0	201.318	201.318
**D	ROCKEFELLER GLOBAL DIVIDEND GROWTH	0	177.952	177.952
**D	ROCKEFELLER GLOBAL EQUITY FUND I, L.	0	192.531	192.531
**D	ROCKEFELLER GLOBAL EQUITY FUND III	0	1.126.760	1.126.760
**D	ROCKEFELLER INTERNATIONAL EQUITY FUN	0	408.628	408.628
**D	THE THOMPSON FAMILY FOUNDATION	0	84.965	84.965
**D	GARVIN NON-EXEMPT TR UW ANNE F.:70E::REGI//GARVIN	0	29.417	29.417
**D	MMR ENTERPRISES INC	0	4.511	4.511
**D	TENEDORA SELECTA, S.A.	0	4.866	4.866
**D	LOGISTICS DEVELOPMENT, INC	0	4.496	4.496
**D	THE HARLAN E. ANDERSON FOUNDATION	0	15.693	15.693
**D	THE BRIAN A. ANDERSON TRUST - 1976	0	13.924	13.924
**D	ALEC FREEMAN 2013 GST TRUST	0	3.758	3.758
**D	COLLIN FREEMAN 2013 GST TRUST	0	3.758	3.758
**D	MARITAL TRUST UNDER STEVEN K. SYDNESS	0	23.265	23.265
**D	LISA H SYDNESS REVOCABLE TRUST	0	7.818	7.818
**D	THE EYE EAR FOUNDATION OF PITTSBURGH	0	25.250	25.250
**D	VICTORIA CORP	0	41.779	41.779
**D	ACUERDO HOLDINGS INC	0	13.838	13.838

661

LISTA ESITO DELLE VOTAZIONE

Objetto: Determinazione del numero dei componenti il Consiglio di Amministrazione
FAVOREVOLI

Badge	Ragione Sociale	Proprio	Delega	Totale
**D	TUK GLOBAL LTD	0	1.796	1.796
**D	PAX TRADING CORP	0	20.286	20.286
**D	PUITO HOLDINGS INC.	0	3.490	3.490
**D	THE ANNA SHIELDS HAMLET 1963 TRUST	0	6.551	6.551
2	COMPUTERSHARE SPA RAPPRESENTANTE DESIGNATO QUALE DELEGATO 135-UNDECIES TUF IN PERSONA DI ENRICO MONICELLI	0	0	0
**D	CASSA NAZIONALE DI PREVIDENZA E ASSISTENZA FORENSE	0	52.417.000	52.417.000
**D	FONDAZIONE ENPAM	0	32.077.115	32.077.115
3	COMPUTERSHARE SPA RAPPRESENTANTE DESIGNATO QUALE DELEGATO /SUBDELEGATO 135-NOVIES IN PERSONA DI ENRICO MONICELLI	0	0	0
**D	MINISTERO DELL'ECONOMIA E DELLE FINANZE	0	2.397.856.331	2.397.856.331
**D	HC RENTE	0	75.656	75.656
**D	SIEMENS-FONDS SIEMENS-RENTE	0	1.569.419	1.569.419
**D	SIEMENS DC BALANCED	0	44.012	44.012
**D	SARDOC STEFANIA	0	1.000	1.000
**D	FONDAZIONE FINANZA ETICA	0	250	250

Totale voti 7.177.996.426
 Percentuale votanti % 99,677930
 Percentuale Capitale % 70,603151

662

LISTA ESITO DELLE VOTAZIONE

Oggetto: Determinazione del numero dei componenti il Consiglio di Amministrazione
CONTRARI

Badge	Ragione Sociale	Proprio	Delega	Totale
1	COMPUTERSHARE SPA RAPPRESENTANTE DESIGNATO QUALE SUBDELEGATO 135-NOVIES (ST.TREVISAN) IN PERSONA DI ENRICO MONICELLI	0	0	0
**D	CATHOLIC INVESTOR INTERNATIONAL EQUITY F	0	167.500	167.500
**D	WHOLESALE UNIT TRUST GLOBAL SHARES F 3	0	17.936	17.936
**D	THE UNIVERSITY COURT OF THE UNIVERSITY OF GLASGOW	0	48.885	48.885
**D	BVAVESTEXTENSIONS	0	198.106	198.106
**D	THE EUROPEAN CENTRAL BANK	0	419.063	419.063
**D	METROPOLITAN WATER RECLAMATION DISTRICT RETIREMENT FUND	0	41.701	41.701
**D	IOWA PUBLIC EMPLOYEES RETIREMENT SYSTEM	0	92.153	92.153
**D	AB FOODS HEXAVEST	0	62.862	62.862
**D	RZSF1501 GLOBAL EQ HEXAVEST	0	142.217	142.217
**D	INTERVENTURE EQUITY INVESTMENTS LIMITED	0	44.290	44.290
**D	LOCKHEED MARTIN CORPORATION MASTER RETIREMENT TRUST	0	24.653	24.653
**D	COLONIAL FIRST STATE	0	123.528	123.528
**D	EATON VANCE INTERNATIONAL (IRELAND)	0	7.377	7.377
**D	REGIME DE RETRAITE DES COLS BLEUS DE LA VILLE DE MONTREAL	0	88.877	88.877
**D	REGIME DE RETRAITE DE L'UNIVERSITE DU QUEBEC TOUR DE LA CITE	0	42.911	42.911
**D	HEXAVEST EUROPE FUND	0	795.341	795.341
**D	INDUSTRIAL ALLIANCE INSURANCE AND FINANCIAL SERVICES INC.	0	15.143	15.143
**D	SHORT BROTHERS CIF TRUSTEE LIMITED C/O GROUPE INVESTISSEMENT RESPONSIBLE	0	25.870	25.870
**D	BOMBARDIER TRUST (CANADA) GLOBAL	0	67.676	67.676
**D	THE BOMBARDIER TRUST (UK)	0	24.638	24.638
**D	THE UNITED CHURCH OF CANADA PENSION PLAN	0	109.800	109.800
**D	EATON VANCE HEXAVEST GLOBAL EQUITY FUND	0	6.279	6.279
**D	EATON VANCE HEXAVEST INTERNATIONAL EQUITY FUND	0	11.892	11.892
**D	HEXAVEST EAFE EQUITY FUND	0	99.050	99.050
**D	HEXAVEST ACWI EQUITY FUND	0	20.186	20.186
**D	HEXAVEST WORLD EQUITY FUND	0	139.495	139.495

Totale voti 2.837.429
 Percentuale votant % 0,039402
 Percentuale Capitale % 0,027909

LISTA ESITO DELLE VOTAZIONE
 Oggetto: Determinazione del numero dei componenti il Consiglio di Amministrazione
 ASTENUTI

Badge	Ragione Sociale	Proprio	Delega	Totale
1	COMPUTERSHARE SPA RAPPRESENTANTE DESIGNATO QUALE SUBELEGATO 135-NOVTES (ST.TREVISAN) IN PERSONA DI ENRICO MONICELLI	0	0	0
**D	NAZARETH LITERARY AND BENEVOLENT INSTITU	0	102.988	102.988
**D	CHALLENGE FUNDS - CHALLENGE ITALIAN EQUITY	0	2.000.000	2.000.000
**D	CHALLENGE ENERGY FUND 2	0	258.282	258.282
**D	CHALLENGE INTERNATIONAL EQUITY 2	0	76.114	76.114
**D	CHALLENGE EUROPEAN EQUITY 2	0	577.055	577.055
**D	CHALLENGE EUROPEAN EQUITY MGR	0	144.364	144.364
**D	MEDIO M STANLEY GLEB SLTN 1 -CASH	0	211.984	211.984
**D	INFRASTRUCTURE OPPORTUNITY COLLECTION 2	0	310.757	310.757
**D	EUROPEAN COLLECTION	0	131.323	131.323
**D	DYNAMIC INTERNATIONAL VALUEOPPORTUNITY 1	0	958.845	958.845
**D	CHALLENGE EUROPEAN EQUITY	0	482.453	482.453
**D	MIFL BB EC EU EQ INCOME	0	98.503	98.503
**D	COUPON STRATEGY COLLECTION PERE	0	99.663	99.663
**D	OHIO NATIONAL FUND, INC.- ON INTERNATIONAL EQUITY PORTFOLIO	0	192.195	192.195
**D	OHIO NATIONAL FUND, INC.- ON FOREIGN PORTFOLIO	0	22.583	22.583

Totale voti 5.667.109
 Percentuale votanti % 0,078697
 Percentuale Capitale % 0,055742




LISTA ESITO DELLE VOTAZIONE

Oggetto: Determinazione del numero dei componenti il Consiglio di Amministrazione
NON VOTANTI

Badge	Regione Sociale	Proprio	Delega	Totale
1	COMPUTERSHARE SPA RAPPRESENTANTE DESIGNATO QUALE SUBDELEGATO 135-NOVIES (ST.TREVISAN) IN PERSONA DI ENRICO MONICELLI	0		0
**D	GIP ALTO INTL AZ	0	98.090	98.090
**D	GENERALI INVESTMENTS SICAV	0	115.159	115.159
**D	GENERALI SMART FUNDS SICAV	0	306.653	306.653
**D	GENERALI EURO ACTIONS	0	230.805	230.805
**D	GENERALI MULTIPORTFOLIO SOLUTIONS SICAV	0	151.656	151.656
**D	INTERFUND SICAV INTERFUND EQUITY ITALY	0	274.000	274.000
**D	INTERFUND SICAV INTERFUND EQUITY ITALY	0	5.964.000	5.964.000
**D	FIDEURAM ASSET MANAGEMENT (IRELAND) FONDITALIA EQUITY ITALY	0	260.000	260.000
**D	FIDEURAM INVESTIMENTI SGR - FIDEURAM ITALIA	0	5.830.000	5.830.000
**D	FIDEURAM INVESTIMENTI SGR - PIANO AZIONI ITALIA	0	1.332.000	1.332.000
**D	FIDEURAM INVESTIMENTI SGR - PIANO BILANCIATO ITALIA 50	0	126.000	126.000
**D	FIDEURAM INVESTIMENTI SGR - PIANO BILANCIATO ITALIA 30	0		

Totale voti 14.688.363
 Percentuale votanti % 0,203971
 Percentuale Capitale % 0,144476

LISTA ESITO DELLE VOTAZIONE
 Oggetto: Determinazione della durata in carica del Consiglio di Amministrazione FAVOREVOLI

Badge	Ragione Sociale	Proprio	Delega	Totale
1	COMPUTERSHARE SPA RAPPRESENTANTE DESIGNATO QUALE SUEDELEGATO 135-NOVIES (ST.TREVISAN) IN PERSONA DI ENRICO MONICELLI	0	0	0
**D	ARCA FONDI SGR - FONDO ARCA AZIONI ITALIA	0	3.890.000	3.890.000
**D	ARCA FONDI SGR - FONDO ARCA ECONOMIA REALE BILANCIATO ITALIA 55	0	390.000	390.000
**D	JPMORGAN INVESTMENT FUNDS	0	22.845.692	22.845.692
**D	JPMORGAN FUNDS	0	11.888.892	11.888.892
**D	CAPITAL INTERNATIONAL FUND	0	5.314.277	5.314.277
**D	MORGAN STANLEY INVESTMENT FUNDS	0	148.434	148.434
**D	FRANKLIN TEMPLETON INVESTMENT FUNDS	0	9.337	9.337
**D	CAPITAL INTERNATIONAL FUND	0	119.000	119.000
**D	GERANA SICAV-SIF, S.A.	0	527.378	527.378
**D	T. ROWE PRICE FUNDS SICAV	0	9.966	9.966
**D	ARK LIFE ASSURANCE COMPANY LIMITED	0	374.152	374.152
**D	JPMORGAN FUNDS (IRELAND) ICAY	0	4.853	4.853
**D	BLACKROCK FUNDS I ICAY	0	6.482	6.482
**D	BLACKROCK INDEX SELECTION FUND	0	7.281.422	7.281.422
**D	UBS (IRL) INVESTOR SELECTION PLC 1	0	265.063	265.063
**D	THE JUPITER GLOBAL FUND SICAV	0	200.625	200.625
**D	SCHRODER INTERNATIONAL SELECTION FUND	0	2.691.075	2.691.075
**D	FEDERATED UNIT TRUST	0	158.900	158.900
**D	UNION INVESTMENT INSTITUTIONAL GMBH	0	990.371	990.371
**D	UNION INVESTMENT PRIVATFONDS GMBH	0	6.274.683	6.274.683
**D	UNIVERSAL INVEST SICAV	0	5.699.217	5.699.217
**D	BAYERNINVEST KVG MBH ELYSIUM MULTI ASSET	0	60.500	60.500
**D	BAYERNINVEST DIVIDENDE FONDS BAYERNINVEST	0	15.262	15.262
**D	BELFIUS PENSIONFUNDS	0	579.960	579.960
**D	BAYERNINVEST KAPITALVERWALTUNGSGESELLSCHAFT	0	51.369	51.369
**D	ZURICH COMPANHIA SEGUROS SA	0	98.785	98.785
**D	BANCOPOSTA AZ INTERNAZIONALE	0	560.740	560.740
**D	BANCOPOSTA AZIONARIO EUR	0	980.109	980.109
**D	ERI BAYERNINVEST FONDS AKTIEN EUROPA	0	12.054	12.054
**D	BAYERNINVEST KAPITALVERWALTUNGSGESELLSCHAFT MBH	0	246.348	246.348
**D	KAIROS INTERNATIONAL SICAV EUROPAESG	0	34.900	34.900
**D	KAIROS INTERNATIONAL SICAV - ITALIA	0	49.250	49.250
**D	KAIROS INTERNATIONAL SICAV - KEY	0	1.500.000	1.500.000
**D	KAIROS INTERNATIONAL SICAV - TARGET ITALY ALPHA	0	800.000	800.000
**D	BAYERNINVEST VECO-FONDS B. KAPITALVERWALTUNGSGESELLSCHAFT	0	160.000	160.000
**D	BAYERNINVEST LIBI-FONDS B. KAPITALVERWALTUNGSGESELLSCHAFT	0	79.259	79.259
**D	BAYERNINVEST VALUE PLUS FONDS	0	82.496	82.496
**D	SCHWAB INTERNATIONAL INDEX FUND	0	204.700	204.700
**D	THE MASTER TRUST BANK OF JAPAN LTD	0	3.573.131	3.573.131
**D	THE MASTER TRUST BANK OF JAPAN LTD	0	36.238	36.238
**D	THE MASTER TRUST BANK OF JAPAN LTD	0	137.876	137.876

LISTA ESITO DELLE VOTAZIONE
 Oggetto: Determinazione della durata in carica del Consiglio di Amministrazione
 FAVOREVOLI

Badge	Ragione Sociale	Proprio	Delega	Totale
**D	SEI INST INVEST TRUST WORLD EQ EX-US FUN	0	506.479	506.479
**D	JAPAN TRUSTEE SERVICES BANK LTD	0	48.153	48.153
**D	JAPAN TRUSTEE SERVICES BANK LTD	0	97.300	97.300
**D	JAPAN TRUSTEE SERVICES BANK LTD	0	12.354	12.354
**D	JAPAN TRUSTEE SERVICES BANK LTD	0	7.270	7.270
**D	JAPAN TRUSTEE SERVICES BANK LTD	0	23.961	23.961
**D	THORNBURG INTERNATIONAL EQUITY	0	293.765	293.765
**D	SEI INST MANAG TR GLOBAL MANAG VOLAT FND	0	48.309	48.309
**D	GIM SPECIALIST INVESTMENT FUNDS	0	56.165	56.165
**D	GIM TOKYO FD	0	21.439	21.439
**D	MF PICTET MULTI ASSET FUND	0	8.576	8.576
**D	MS HORIZONS MULTIACTIVOS GLOBAL PRUDENTE FUND	0	3.158	3.158
**D	MF/B WORLD EQUITY FUND	0	48.400	48.400
**D	JAPAN TRUSTEE SERVICES BANK LTD	0	99.910	99.910
**D	JAPAN TRUSTEE SERVICES BANK LTD	0	40.010	40.010
**D	JAPAN TRUSTEE SERVICES BANK LTD	0	13.301	13.301
**D	SEI INST INV TRU SCREENED WOR EQ EX US R	0	37.241	37.241
**D	THORNBURG INTERNATIONAL EQUITY FUND	0	340.000	340.000
**D	JAPAN TRUSTEE SERVICES BANK LTD	0	31.868	31.868
**D	EUROPEAN EQUITY FUND INC.	0	1.391.893	1.391.893
**D	THE MASTER TRUST BANK OF JAPAN LTD	0	637.103	637.103
**D	SEI INSTITUT INTE TRUST INTERNAT EQTY FU	0	49.720	49.720
**D	PIONEER FLEXIBLE OPPORTUNITIES FUND	0	53.751	53.751
**D	THE MASTER TRUST BANK OF JAPAN LTD	0	5.975.795	5.975.795
**D	JAPAN TRUSTEE SERVICES BANK LTD	0	5.300	5.300
**D	VANGUARD FUNDS PLC	0	151.514	151.514
**D	THE MASTER TRUST BANK OF JAPAN LTD	0	844.669	844.669
**D	LCAM GLOBAL EQUITY FUNDS	0	10.199.815	10.199.815
**D	SCHWAB FUNDAMENTAL INTER LARGE COMP IN F	0	82.308	82.308
**D	VANGUARD INVESTMENT SERIES PLC	0	23.742	23.742
**D	SEI TRUST COMPANY FOR THE BENEFIT O	0	47.013	47.013
**D	LOS ANGELES CAPITAL GLOBAL FUND PLC	0	3.937	3.937
**D	KBI GLOBAL RESOURCES SOLUTIONS CIT	0	56.800	56.800
**D	CAMBIAR INTERNAT EQUITY COLLEC INV TRUST	0	5.850	5.850
**D	SGA INTERNATIONAL EQUITY CIT	0	54.537	54.537
**D	SGA INTERNATIONAL EQUITY FUND	0	296.955	296.955
**D	THE MASTER TRUST BANK OF JAPAN LTD	0	15.067	15.067
**D	SEI INST.MAN.TRUST - MIM VOLAT.FUND	0	267.871	267.871
**D	THE MASTER TRUST BANK OF JAPAN LTD	0	3.267	3.267
**D	SEI INSTITUT.INV.TRUST WORLD SEL.EQU.FUN	0	1.092.640	1.092.640
**D	DEVELOPED INTERNATION EQUITY SELECT ETF	0	302.514	302.514
**D	MONDRIAN INT.EQ.COLLECTIVE.INV.TRUST	0	275.182	275.182
**D	JPMORGAN ETFS (IRELAND) ICAV	0	319.660	319.660
**D	FIDELITY COMMON CONTRACTUAL FUND II	0		
**D	SEI TRUST COMPANY FOR THE BENEFIT OF SGA INTERANTIONAL EQUITY PLUS CIT	0		

LISTA ESITO DELLE VOTAZIONE

Oggetto: Determinazione della durata in carica del Consiglio di Amministrazione

FAVOREVOLI

Badge	Ragione Sociale	Proprio	Delega	Totale
**D	SANLAM UNIVERSAL FUNDS PLC	0	14.353	14.353
**D	SEI TRUST COMPANY FOR THE BENEFIT	0	85.133	85.133
**D	SIX CIRCLES INTERNAT UNCONSTRAIN EQ FUND	0	16.501.324	16.501.324
**D	SIX CIRCLES MANAGED EQUITY FOR	0	184.068	184.068
**D	SIX CIRC MAN EQ PORT INT UNCON	0	1.598.709	1.598.709
**D	GOG PARTNERS GLOBAL QUALITY EQUITY FUND	0	257.793	257.793
**D	THE MASTER TRUST BANK OF JAPAN LTD	0	14.032	14.032
**D	LACM WORLD EQ WEAL	0	829	829
**D	JAPAN TRUSTEE SERVICES BANK LTD	0	680.121	680.121
**D	JAPAN TRUSTEE SERVICES BANK LTD	0	18.655	18.655
**D	COHEN & STEERS GLOBAL LIST. INFR. FD	0	135.692	135.692
**D	NUVEEN GLOBAL INFRASTRUCTURE FUND	0	1.625.981	1.625.981
**D	THE MASTER TRUST BANK OF JAPAN LTD	0	360.037	360.037
**D	FIRST TRUST EUROZONE ALPHADEX ETF	0	10.506	10.506
**D	THE MASTER TRUST BANK OF JAPAN LTD	0	141.178	141.178
**D	CORNERSTONE ADVIS GLOBAL PUBLIC EQUITY F	0	110.200	110.200
**D	THE ADVISORS' INNER CIRCLE FUND CORNER	0	27.449	27.449
**D	GLOBAL X SCIENTIFIC BETA EUROPE ETF	0	4.244	4.244
**D	THE MASTER TRUST BANK OF JAPAN LTD	0	742.724	742.724
**D	FIRST TRUST RIVERFRONT DYNAMIC EUROPE ET	0	55.542	55.542
**D	FIRST TRUST RIVERFRONT DYN DEV INT ETF	0	184.641	184.641
**D	MONDRIAN ALL COUN WORLD EX US EQ CO IN T	0	903.371	903.371
**D	SEI INSTITUTIONAL INVESTMENTS TRUST	0	2.169.324	2.169.324
**D	MONDRIAN INTERNATIONAL EQUITY FUND	0	1.663.588	1.663.588
**D	ZURICH INSURANCE COMPANY LTD	0	43.187	43.187
**D	ZURICH INVESTMENTS LIFE S P A	0	987.310	987.310
**D	BAYVK A1 FONDS	0	3.895.747	3.895.747
**D	HI MASTER VB FONDS	0	712.000	712.000
**D	BAYVK G2 FONDS	0	867.467	867.467
**D	SAEV MASTERFONDS INKA	0	252.514	252.514
**D	HI PNWL DIVIDENDE PLUS FONDS	0	56.651	56.651
**D	HI MANET FONDS	0	422.055	422.055
**D	ALLERI INKA	0	149.700	149.700
**D	SIVE	0	181.789	181.789
**D	HL-KABL-FONDS	0	1.116.000	1.116.000
**D	DEKA MASTER HAEK I	0	367.985	367.985
**D	AXA EURO DIVIDEND K	0	400.000	400.000
**D	AXA EURO DIVIDEND S	0	74.944	74.944
**D	HI-AXEL SPRINGER MASTER FONDS	0	79.317	79.317
**D	UNIVERSAL-OCO	0	172.519	172.519
**D	UNIVERSAL-CAV	0	234.981	234.981
**D	BI FINANZFONDS	0	91.892	91.892
**D	VWLAKH MASTER	0	312.600	312.600

LISTA ESITO DELLE VOTAZIONE
 Oggetto: Determinazione della durata in carica del Consiglio di Amministrazione
 FAVOREVOLI

Badge	Ragione Sociale	Proprio	Delega	Totale
**D	BANK GUTMANN AG	0	953.773	953.773
**D	ALLIANZ GI FONDS RANW II	0	1.050.000	1.050.000
**D	ALLIANZGI FONDS APNIESA	0	448.923	448.923
**D	ALLIANGI FONDS ABE	0	19.261	19.261
**D	NVW	0	150.000	150.000
**D	BAYVK A4 FONDS	0	95.199	95.199
**D	ALLIANZGI FONDS GANO 2	0	35.979	35.979
**D	ALLIANZGI FONDS PFD	0	9.069	9.069
**D	ALLIANZGI FONDS REINVEST	0	13.611	13.611
**D	LHCO FONDS	0	100.000	100.000
**D	ALLIANZGI FONDS WERT	0	7.200	7.200
**D	ALLIANZGI FONDS TSF	0	10.000	10.000
**D	ALLIANZGI FONDS DIN	0	20.000	20.000
**D	ALLIANZGI FONDS SCHLUCCO	0	57.000	57.000
**D	ALLIANZGI FONDS DFF DILLINGER PENSIONSFIO	0	147.298	147.298
**D	ALLIANZGI FONDS ALPEN	0	27.539	27.539
**D	ALLIANZGI FONDS GANO	0	5.937	5.937
**D	ALLIANZGI FONDS FIB	0	100.000	100.000
**D	ALLIANZGI FONDS AVP	0	8.940	8.940
**D	AGI FONDS GRILLPARZER	0	67.000	67.000
**D	DBI FONDS EBB	0	48.538	48.538
**D	ALLIANZGI FONDS TOB	0	45.732	45.732
**D	ALLIANZGI FONDS NICO	0	12.201	12.201
**D	ALLIANZGI FONDS MAV	0	37.610	37.610
**D	ALLIANZGI FONDS PGD	0	60.787	60.787
**D	ALLIANZGI FONDS DUNHILL	0	37.580	37.580
**D	ALLIANZGI FONDS VSBW	0	137.659	137.659
**D	ALLIANZGI FONDS SIV	0	16.991	16.991
**D	SUEWE COFONDS	0	200.000	200.000
**D	ALLIANZGI FONDS HNE	0	570.000	570.000
**D	ALLIANZGI FONDS AFE	0	488.030	488.030
**D	ALLIANZGI FONDS RFI	0	865.227	865.227
**D	ALLIANZGI FONDS PTV2	0	921.960	921.960
**D	HFZH COFONDS	0	14.000	14.000
**D	ALLIANZGI FONDS PF2	0	500.843	500.843
**D	AIREBUS INVEST FOR LIFE AKTIENFONDS 1	0	315.868	315.868
**D	ALLIANZGI FONDS PFALCO	0	484.216	484.216
**D	ALLIANZGI FONDS SVKK	0	13.392	13.392
**D	ALLIANZGI FONDS SHL	0	9.000	9.000
**D	CBP GROWTH	0	250.201	250.201
**D	KREBSHILFE 2 FONDS	0	28.348	28.348
**D	ALLIANZGI FONDS CAESAR	0	54.957	54.957
**D	AXA EURO DIVIDEND DEVL	0	113.618	113.618

66P

B

LISTA ESITO DELLE VOTAZIONI
 Oggetto: Determinazione della durata in carica del Consiglio di Amministrazione
 FAVOREVOLI

Badge	Ragione Sociale	Proprio	Delega	Totale
**D	KVM AKTIEN FONDS 1	0	189.260	189.260
**D	AXA EURO DIVIDEND D	0	54.000	54.000
**D	AXA EURO DIVIDEND L	0	168.000	168.000
**D	HI R MASTER FONDS	0	48.579	48.579
**D	HI NSNET EAP FONDS	0	13.834	13.834
**D	ALLIANZGI FONDS DPWS	0	37.339	37.339
**D	MASTERFONDS HPT	0	410.614	410.614
**D	ALLIANZGI FONDS BREMEN	0	74.641	74.641
**D	MASTERFONDS BANTHUS	0	307.826	307.826
**D	MASTERFONDS OB PENSION	0	100.467	100.467
**D	HI EGHM AK MASTERFONDS	0	86.400	86.400
**D	ALLIANZGI FONDS OB PENSION	0	30.210	30.210
**D	SDK K3 FONDS	0	157.485	157.485
**D	ALLIANZGI FONDS PENCABV PENSIONS	0	383.715	383.715
**D	BORDE-UI-FONDS	0	1.167.500	1.167.500
**D	BOERDE-UI-FONDS	0	48.771	48.771
**D	ALLIANZGI FONDS OLB PENSTONEN	0	160.000	160.000
**D	PIR EQUITY AXA ASSICURAZIONI	0	196.567	196.567
**D	ZURICH INSURANCE PLC	0	38.911	38.911
**D	ZURICH VIDA COME DE SEGUROS Y REASEG SA	0	1.116.724	1.116.724
**D	BNP PARIBAS FUND	0	5.074.930	5.074.930
**D	DNCA INVEST	0	30.795	30.795
**D	BFI GLOBAL INVESTMENT FUND	0	26.509	26.509
**D	GA FUND L	0	173.509	173.509
**D	ABERDEEN STANDARD SICAV I	0	3.570.485	3.570.485
**D	PICTET TR	0	50.306	50.306
**D	LA FRANCAISE LUX	0	16.700	16.700
**D	CAIXABANK GLOBAL SICAV	0	8.458	8.458
**D	CAIXABANK WEALTH SICAV	0	1.116.413	1.116.413
**D	BNP PARIBAS EASY	0	56.258	56.258
**D	UBAM	0	192.411	192.411
**D	FONDAZIONE ROMA SIF	0	492.924	492.924
**D	FAM SERIES UCITS ICAV	0	33.522	33.522
**D	AXA INSURANCE DAC	0	35.340	35.340
**D	MORTOISE CAPITAL ADVISORS	0	40.152	40.152
**D	BPS DUBLIN/RIVER AND MERCANTI	0	486.207	486.207
**D	WITAN INVESTMENT TRUST PLC	0	19.142	19.142
**D	AMERICAN HEART ASSOCIATION, INC	0	565.900	565.900
**D	BROOKFIELD GLOBAL LISTED INFRASTRUCTURE	0	665.900	665.900
**D	BROOKFIELD REAL ASSETS INCOME FUND INC	0	80.500	80.500
**D	BROOKFIELD REAL ASSETS SECURITIES FUND	0	17.461	17.461
**D	BOSTON PARTNERS GLOBAL INVESTORS INC	0	147.096	147.096
**D	BOSTON PARTNERS GLOBAL LONG SHORT FUND	0	31.388	31.388
**D	CARILLON CLARIVEST INTERNATIONAL STOCK F	0		

GA

670

LISTA ESITO DELLE VOTAZIONE
 Oggetto: Determinazione della durata in carica del Consiglio di Amministrazione
 FAVOREVOLI

Badge	Ragione Sociale	Proprio	Delega	Totale
**D	CATHOLIC COMMUNITY FOUNDATION OF MINNESO	0	13.947	13.947
**D	DUNHAM INTERNATIONAL STOCK FUND	0	201.825	201.825
**D	GUIDEMARK WORLD EX US FUND	0	52.665	52.665
**D	NATIONWIDE RISK BASEDINTERNATIONAL EQUIT	0	38.368	38.368
**D	PRAXIS INTERNATIONAL INDEX FUND	0	125.271	125.271
**D	PUBLIC SCHOOL RETIREMENT SYSTEM OF THE C	0	19.500	19.500
**D	RELIANCE TRUST INSTITUTIONAL RETIREMENT	0	68.900	68.900
**D	RRMAS 2016 BUSINESS HOLDINGS LP	0	17.410	17.410
**D	BRKFLD GBL RNW SUTB INFRSTR LLC	0	32.200	32.200
**D	PACIFIC GLOBAL INTERNATIONALEQUITY INCOM	0	14.167	14.167
**D	WILSHIRE MUTUAL FUNDS INC - WILSHIR	0	165.802	165.802
**D	ROCKEFELLER EQUITY ALLOCATION FUND	0	242.200	242.200
**D	GLOBAL CLEAN EQUITY FUND	0	5.710	5.710
**D	HEITMAN GLOBAL PRIMES INFRASTRUCTURE SEED INVESTORS LLC	0	3.033	3.033
**D	STANDARD LIFE WEALTH INTERNATIONAL LTD	0	119.883	119.883
**D	BNEDSJ ACO SLW OFF GL EO FD	0	82.380	82.380
**D	BNEDSJ ACO SLW OFF BRIDGE FD	0	166.052	166.052
**D	STANDARD LIFE WEALTH INTERNATIONAL	0	487.770	487.770
**D	STANDARD LIFE INVESTMENTS	0	9.273	9.273
**D	BPSS JERSEY/SARASIN PARTNERS LLP	0	610.291	610.291
**D	SARASIN AND PARTNERS LLP CLIEN	0	25.838	25.838
**D	ENHANCED INDEX INTERNATIONAL SHARE FUND	0	251.939	251.939
**D	AUSTRALIAN CATHOLIC SUPERAN RETIREM FUND	0	101.952	101.952
**D	LEGALSUPER	0	240.374	240.374
**D	MERCER UNHEDGED OVERSEAS SHARES TRUST	0	174.493	174.493
**D	MERCER UNHEDGED OVERSEAS SHARES TRUST	0	88.000	88.000
**D	AMP INTERNATIONAL EQUITY INDEX FUND HEDG	0	980.909	980.909
**D	AMP CAP UNHEDGED GL SHS MULTI MAN FUND	0	40.694	40.694
**D	IPAC SPEC INV STR INT SHARESTRATEGY NO 1	0	329.441	329.441
**D	IPAC SPEC INV STR INT SHARESTRATEGY NO 1	0	43.430	43.430
**D	IPAC SPEC INV STR INT SHARE STR NO 9	0	77.698	77.698
**D	UNISUPER	0	595.769	595.769
**D	WHOLESALE UNIT TRUST GL. INFRASTRUCTURE F	0	68.539	68.539
**D	WHOLESALE UNIT TRU MSCI GLOB IND SHAR FU	0	33.130	33.130
**D	WHOLESALE UNIT TRUST GLOBAL SHARES F 4	0	46.627	46.627
**D	WHOLESALE UNIT TRUST GLOBAL SHARES F 3	0	307.517	307.517
**D	AMP CAPITAL SPEC INTERN SHAPE FUND	0	17.936	17.936
**D	STRATEGIC INTERNATIONAL EQUITY FUND	0	320.562	320.562
**D	KIWI INVEST MAN WHOLESale CORE GLOBAL FD	0	119.047	119.047
**D	WHOLESALE INTERNATIONAL CORE EQUITIES	0	154.224	154.224
**D	BPSS SYDNEY/WHOLESALE UNIT TRUST GLOBAL SHARES FUND 1	0	30.120	30.120
**D	AMP LIFE INTERNATIONAL EQUITIES FUND	0	311.540	311.540
**D		0	157.043	157.043

OFI

GA

LISTA ESITO DELLE VOTAZIONE
 Oggetto: Determinazione della durata in carica del Consiglio di Amministrazione
 FAVOREVOLI

Badge	Ragione Sociale	Proprio	Delega	Totale
**D	BNZ WHOLESALE INTERN EQUITIES INDEX FUND	0	94.793	94.793
**D	MULTIMIX WHOLESALE INT SHARES TRUST	0	117.463	117.463
**D	BDF-FONDS E ACT. EUROP.	0	160.000	160.000
**D	FCP FLAO	0	1.181.454	1.181.454
**D	FCP LF AMERAGUE EURO 45 128 BOULEVA	0	100.764	100.764
**D	FCPE BDF FONDS S SOLIDAIRE	0	35.491	35.491
**D	FCP BNP PARIEAS ACTIONS RENDEMENT	0	514.745	514.745
**D	CARDIF ASSURANCE VIE	0	8.106.477	8.106.477
**D	FCP CMGESTION RENDACTIS	0	568.013	568.013
**D	FCPE HORIZON EP. ACTION	0	66.760	66.760
**D	CARDIF ASSURANCES RISQUES DIVERS	0	102.671	102.671
**D	FCP CMGEST VALEURS EURO	0	430.076	430.076
**D	CARDIF LUX VIE	0	673.706	673.706
**D	ORANO CYCLE	0	3.800.000	3.800.000
**D	CALCIUM QUANT	0	354.629	354.629
**D	SODIUM 1	0	752.976	752.976
**D	FCP LITHIUM RENDEMENT	0	925.326	925.326
**D	MAIF INVEST RESP EUROPE	0	414.021	414.021
**D	FCPE HARMONY	0	58.549	58.549
**D	LFP MULTI TRENDS	0	43.844	43.844
**D	LA FRANCAISE INFLECTION POINT ACTION EUR	0	318.394	318.394
**D	FCP ALBA VALEUR	0	75.000	75.000
**D	BNP EURO VALEURS DURAB	0	240.035	240.035
**D	LESAPFERE EQUILIBRE RESPONS SOLIDAIR	0	93.437	93.437
**D	FCPE GPE FMC FCE DIV BNP	0	34.092	34.092
**D	FCPE FONDS BOEHRINGER	0	114.401	114.401
**D	FCPE LIMACTIF	0	79.045	79.045
**D	FCP NATIO-FONDS COLLINE 1	0	3.151.028	3.151.028
**D	AXA INDICE EURO	0	574.879	574.879
**D	AGIPI MONDE DURABLE	0	292.647	292.647
**D	AXA AA DIVERSIFIE INDICIEL 1	0	503.187	503.187
**D	MULTIPAR SOLIDAIRE DYNA SR	0	1.840.324	1.840.324
**D	FCPE MULTIPAR EQ. SOC. RES	0	747.291	747.291
**D	FCPE MULTIPAR ACTS SR	0	1.075.074	1.075.074
**D	BNP PARIEAS ACT EUR RESP	0	234.736	234.736
**D	FCP FCE INVEST EURO	0	2.661.053	2.661.053
**D	FCP FRANCE INVEST. INTER	0	885.224	885.224
**D	FCP NF COLLINES INVEST 3	0	1.896.540	1.896.540
**D	FCP ALM ACTIONS EURO	0	3.213.273	3.213.273
**D	FONDS DIVERSIFIE TEL 1 1 BOULEVARD	0	28.773	28.773
**D	FCP ALM ACT ZONE EUR ISR	0	5.550.000	5.550.000
**D	FCP AG2R LA MONDIALE ACT EUROPE ISR	0	500.000	500.000
**D	FCP CNP ACTIONS EMU UBS	0	1.249.652	1.249.652

92

672

LISTA ESITO DELLE VOTAZIONI

Oggetto: Determinazione della durata in carica del Consiglio di Amministrazione

FAVOREVOLI

Badge	Ragione Sociale	Proprio	Delega	Totale
**D	FCPE SAUR EPARGNE	0	139.570	139.570
**D	FCP EPARGNE EUROPE DYNAMIQUE	0	210.132	210.132
**D	ROSENBERG EUROBLOC	0	637.821	637.821
**D	FCP SAKKARAH 4	0	159.141	159.141
**D	FCP IRCOM RETRAITE DIVERSIFIE	0	80.650	80.650
**D	LM HARMONY	0	11.376	11.376
**D	FCP KLESIA K ACTIONS EURO	0	23.549	23.549
**D	KEMPEN EUROPEAN HIGH DIVIDEND FUND N.V.	0	1.371.390	1.371.390
**D	KEMPEN CAPITAL MANAGEMENT N V	0	1.713.175	1.713.175
**D	STICHT BEDRIJFST FONDS VOOR DE MEDIA PNO	0	678.278	678.278
**D	STICHT BEDRIJFST FONDS VOOR DE MEDIA PNO	0	1.046	1.046
**D	KLESIA LF ACTIONS EURO	0	156.823	156.823
**D	BNP PARIBAS EQUITY - FOCUS ITALIA	0	641.034	641.034
**D	STICHTING AHOLD DELHAIZE PENSIOEN	0	2.050.192	2.050.192
**D	FCP KLESIA K RETRAITE EURO	0	284.556	284.556
**D	FCP IRCOM RETRAITE DIVERSIFIE	0	130.013	130.013
**D	FCP SAKKARAH 2	0	203.610	203.610
**D	LEAML INDEXALPHA	0	2.515.623	2.515.623
**D	FPE ESG PLUS	0	111.576	111.576
**D	FCP FPI ESG	0	1.468.125	1.468.125
**D	FCP FPE ESG	0	1.121.751	1.121.751
**D	FCP FPI ESG PLUS	0	2.575.035	2.575.035
**D	FONDS DE RESERVE POUR LES RETRAIT	0	1.912.998	1.912.998
**D	FONDS DE RESERVE POUR LES RETRAITES	0	1.048.555	1.048.555
**D	FCP VILLIERS ACTIONS EUROPE SYST	0	1.100.579	1.100.579
**D	FCP ERAFP ACT EUR1 AMUND	0	592	592
**D	JANUS HENDERSON ADAPTIVE GLOBAL ALLOCATI	0	143.555	143.555
**D	JANUS HENDERSON INTERNATIONAL MANAGED VO	0	369.798	369.798
**D	DNCA MF VALUE EUROPE	0	705.981	705.981
**D	CNP DNCA EUROPE GROWTH	0	76.578	76.578
**D	WORLD TRADE ORGANIZATION PENSION PLAN	0	585.689	585.689
**D	PICTEY CH INSTITUTIONAL - EUROPEAN	0	110.595	110.595
**D	BANQUE PICTET & CIE SA	0	73.500	73.500
**D	CAPACITY FONDS INSTITUTIONEL-ACTIONS ETRANGERES PIB	0	169.879	169.879
**D	CAPACITY FONDS INSTITUTIONEL ACTIONS ETRANGERES	0	519.457	519.457
**D	TURICUM AKTIEN UND IMMOBILIENWERTSCHRIFT	0	507.933	507.933
**D	RE FONDS INSTITUTIONNEL ACTIONS MAR EMER	0	29.355	29.355
**D	MIGROS PENSIONKASSE	0	145.514	145.514
**D	RAIFFEISEN INDEX FONDS EURO STOXX 50	0	475.720	475.720
**D	SWISS LIFE LUXEMBOURG SA	0	92.131	92.131
**D	PICTET CB-GLOBAL EQUITIES	0	62.405.479	62.405.479
**D	PICTET GLOBAL SELECTION FUND - GLOB	0	3.009.135	3.009.135
**D	PICTET GLOBAL SELECTION FUND	0	130.163	130.163
**D	PICTET - MULTI ASSET GLOBAL	0		

673

LISTA ESITO DELLE VOTAZIONI
 Oggetto: Determinazione della durata in carica del Consiglio di Amministrazione
 FAVOREVOLI

Badge	Ragione Sociale	Proprio	Delega	Totale
**D	QUAERO CAPITAL FUNDS (LUX)	0	364.562	364.562
**D	PICTET CLEAN ENERGY	0	5.773.381	5.773.381
**D	PICTET - GLOBAL MEGATREND SELECTION	0	5.642.023	5.642.023
**D	PICTET-EUROPE INDEX	0	436.391	436.391
**D	PICTET-EUROPE INDEX	0	1.455.974	1.455.974
**D	WORLD EQUITY ACTIVE MOTHER FUND	0	31.718	31.718
**D	INDEX MOTHER FUND EURO AREA EQUITY	0	65.778	65.778
**D	DL INTERNATIONAL RESEARCH OPEN MOTHER FD	0	1.421.994	1.421.994
**D	GLOBAL HIGH DIVIDEND EQUITY MOTHER FUND	0	634.700	634.700
**D	SHINKO GLOBAL EQUITY INDEX MOTHER FUND	0	4.268	4.268
**D	FOREIGN STOCK INDEX MOTHER FUND ONAL DEVELOPED COUNTRIES INDEX MOTHER FUNDD	0	258.734	258.734
**D	DAIWA PAN EUROPEAN HIGH DIVIDEND YIELD STOCK MOTHER FUND	0	62.990	62.990
**D	GIVI GLOBAL EQUITY FUND A SERIES TRUST OF GLOBAL MULTI STRATEGY	0	38.757	38.757
**D	DANSKE INVEST EUROPE HIGH DIVIDEND FUND	0	473.875	473.875
**D	DANSKE INVEST EUROPEAN EQUITY FUND	0	945.983	945.983
**D	AMF AKTIEFOND EUROPA C/O AMF FONDER AB	0	2.153.176	2.153.176
**D	AMF AKTIEFOND GLOBAL C/O AMF FONDER AB	0	1.372.202	1.372.202
**D	AMF BALANSFOND C/O AMF FONDER AB	0	331.405	331.405
**D	AMF AKTIEFOND VARLDEN C/O AMF FONDER AB	0	1.082.273	1.082.273
**D	KAPAN PENSIONER FORSAKRINGSFORENING	0	518.730	518.730
**D	KAPIT PENSAM INVEST PSI 10 GLOBAL AKTIER	0	1.483.158	1.483.158
**D	KAPITFORENI INSTIT INVEST.GLOBALE AKTIER	0	31.015	31.015
**D	INVESTERINGSFORENINGEN BANKINVEST EUROPA SMALL CAP AKTIER KL	0	238.213	238.213
**D	VELLIV, PENSION & LIVSFORSIKRING A/S	0	511.950	511.950
**D	VERDIPAPIRFONDET EQUINOR AKSJER EUROPA	0	92.000	92.000
**D	ROBECO CAPITAL GROWTH FUND	0	106.073	106.073
**D	ASR LEVENSVZERKERING N.V.	0	493.988	493.988
**D	STICHTING ASR BEWAARDER	0	1.910.651	1.910.651
**D	DEGROEF PETERCAM ASSET MANAGEMENT REPRESENTING ARGENTA PENSIOENS PAAR FONDS DEFENSIVE	0	48.949	48.949
**D	DEGROEF PETERCAM ASSET MANAGEMENT REPRESENTING ERGO FUND	0	2.019.300	2.019.300
**D	EQUINOR PENSJON	0	52.000	52.000
**D	EQUINOR INSURANCE A S	0	530.000	530.000
**D	MOMENTUM INVESTMENT FUNDS SICAV-SIF	0	110.000	110.000
**D	STICHTING SHELL PENSIOENFONDS	0	27.897	27.897
**D	ROBECO UMBRELLA FUND I N.V.	0	1.653.927	1.653.927
**D	FUNDAO CALOUSTE GULBENKIAN	0	238.968	238.968
**D	ARGENTA DE	0	21.034	21.034
**D	KEMPEN INTERNATIONAL FUNDS	0	1.149.700	1.149.700
**D	BLACKROCK INSTITUTIONAL POOLED FUNDS PLC	0	560.900	560.900
**D	KYBURG INSTITUTIONAL FUND - AKTIEN WELT	0	1.125.212	1.125.212
**D	BVK PERSONALVORSORGE DES KANTONS ZURICH	0	656.669	656.669
**D	PENSIONSKASSE SBB	0	592.698	592.698
**D		0	323.124	323.124

LISTA ESITO DELLE VOTAZIONE
 Oggetto: Determinazione della durata in carica del Consiglio di Amministrazione
 FAVOREVOLI

Badge	Ragione Sociale	Proprio	Delega	Totale
**D	NFS LIMITED TRAFALGAR COURT ADMIRAL PARK ST. PETER PORT	0	1.046.687	1.046.687
**D	SHELL TRUST BERMUDA LTD AS TRUSTEE OF THE SHELL OVERSEAS CONTRIBUTORY PENSION FUND	0	739.355	739.355
**D	SHELL TRUST (BERMUDA) LIMITED AS TRUSTEE OF THE SHELL INTERNATIONAL PENSION FUND	0	97.795	97.795
**D	NFS LIMITED TRAFALGAR COURT ADMIRAL PARK ST. PETER PORT	0	314.603	314.603
**D	DEKA INVESTMENT GMBH RE DEKA-BASIS	0	17.500	17.500
**D	DEKA INVESTMENT GMBH RE DEKA-DIVIDEND VA	0	1.040.000	1.040.000
**D	DEKA INVEST DEKA EURO STOXX 50 - UCITS	0	2.629.188	2.629.188
**D	DEKA INVESTMENT GMBH	0	132.282	132.282
**D	DEKA INVEST GMBH RE DEKA-BAY-FONDS	0	188.148	188.148
**D	DEKA INVEST. RE DEKA-DIVIDENDISCOUNT	0	182.800	182.800
**D	DEKA INVESTMENT GMBH RE DEKASPEZIAL	0	170.000	170.000
**D	DEKA INVESTMENT GMBH RE NASPA-AKTIE	0	4.114.044	4.114.044
**D	DEKA INVESTMENT GMBH RE DEKA	0	1.407.000	1.407.000
**D	DEKA INVESTMENT GMBH RE PKBME	0	48.350	48.350
**D	DEKA INVESTMENT GMBH RE DEKALAND BALANCE	0	2.024.050	2.024.050
**D	DEKA INVEST GMBH RE DEKA-EUROLAND BALANCE	0	31.685	31.685
**D	DEKA INVESTMENT GMBH RE DEKA-BR 75	0	53.493	53.493
**D	DEKA INVEST GMBH RE DEKA-BR 85	0	243.443	243.443
**D	DEKA INVESTMENT GMBH RE DEKA-BR 100	0	960.000	960.000
**D	DEKA INVESTMENT GMBH RE DEKAFUTUR-CHANCE	0	120.010	120.010
**D	DEKA INVEST RE/DEKAFUTUR-WACHSTUM	0	49.700	49.700
**D	DEKA INVEST RE/DEKAFUTUR-ERTRAG	0	6.860	6.860
**D	DEKA INVEST GMBH RE DEKA-NACHH KOM	0	270.428	270.428
**D	DEKA INVESTMENT GMBH RE DEKA-BR 35	0	143.759	143.759
**D	DEKA INVESTMENT GMBH RE DEKA-BR 55	0	24.198	24.198
**D	DEKA INVEST GMBH RE SIGMA PLUS BALANCED	0	17.329	17.329
**D	DEKA INVEST RE SIGMA PLUS KONSERVATIV	0	19.093	19.093
**D	DEKA INV GMBH RE DEKA EUROPA AKTN STRATE	0	290.000	290.000
**D	DEKA INVEST GMBH RE NULL-FONDS	0	140.000	140.000
**D	DEKA INV GMBH R DEK MSCI WORLD UCITS ETF	0	8.000	8.000
**D	DEKA INVEST.GMBH RE BEROLINARENT DEKA	0	13.579	13.579
**D	DEKA INVEST DIVIDENDENSTRATEGIE	0	29.520	29.520
**D	DEKA INVEST GMBH RE DEKA-PB DEFENSIV	0	11.500.000	11.500.000
**D	DEKA INVESTGMBH RE MSCI EUROPE LC UCITS	0	14.914	14.914
**D	DEKA INV. GMBH DEKA MSCI EUROPE UCITS ET	0	43.504	43.504
**D	DEKA INV. GMBH RE DEKA ST.EUR.50 UCI ETF	0	404.971	404.971
**D	H.E.S.T. AUSTRALIA LIMITED	0	64.307	64.307
**D	MINE SUPERANNUATION FUND	0	423.791	423.791
**D	LGIA SUPER TRUSTEE AS TRUSTEE FOR LGIA	0	378.651	378.651
**D	VANGUARD INTERNATIONAL SHARE INDEX FUND	0	411.351	411.351
**D	VANGUARD INTERNATIONAL SHARE INDEX FUND	0	215.960	215.960
**D	CONSTRUCTION AND BUILDING UNIONS SUPER F	0	2.450.143	2.450.143
**D		0	707.670	707.670

675

GA

LISTA ESITO DELLE VOTAZIONE
 Oggetto: Determinazione della durata in carica del Consiglio di Amministrazione
FAVOREVOLI

Badge	Ragione Sociale	Proprio	Delega	Totale
**D	AUSTRALIANSUPER	0	12.061	12.061
**D	SAS TRUSTEE CORPORATION POOLED FUND	0	402.840	402.840
**D	NEW YORK STATE COMMON RETIREMENT FUND	0	7.379.754	7.379.754
**D	UBS ASSET MANAGEMENT LIFE LTD	0	4.072.560	4.072.560
**D	LUCRE PTY LTD FOR THE LABOUR UNION CO-OPERATIVE RETIREMENT FUND	0	41.206	41.206
**D	OPTIMIX WHOLESAL GLOBAL SHARE TRUST	0	207.400	207.400
**D	BANCO CENTRAL DE TIMOR-LESTE (BCTL)	0	616.133	616.133
**D	CONNECTICUT GENERAL LIFE INSURANCE COMPANY	0	99.518	99.518
**D	STANDARD CHARTERED BANK HONG KONG RETIRE	0	22.246	22.246
**D	JPMORGAN CHASE BANK - PB - CANADA F	0	17.495	17.495
**D	JPMORGAN CHASE BANK - PB - UNITED STATES CORPORATIONS	0	18.355	18.355
**D	FOREIGN SECURITIES TRUST #1	0	1.106.048	1.106.048
**D	JPMORGAN CHASE BANK - PB - US FOUNDATION	0	16.037	16.037
**D	JPMORGAN CHASE BANK - PB - UNITED STATES PARTNERSHIP	0	155.087	155.087
**D	JPMORGAN CHASE BANK - PB - US TAX EX ENT	0	13.648	13.648
**D	JPMORGAN CHASE BANK - PB - UNITED STATES TRUSTS	0	15.985	15.985
**D	JPMORGAN CHASE BANK - PB - UNITED STATES TRUSTS - CRA TREATY	0	76.829	76.829
**D	JPMORGAN CHASE BANK - PB - UNITED STATES INDIVIDUALS	0	13.728	13.728
**D	COMMINGLED PENSION TRUST FUND (INTERNATIONAL ADVANTAGE) OF JPMORGAN CHASE BANK	0	266.444	266.444
**D	ROCKEFELLER & CO., INC	0	1.717.344	1.717.344
**D	BANCO CENTRAL DE TIMOR-LESTE (BCTL)	0	563.611	563.611
**D	TELSTRA-SUPERANNUATION SCHEME	0	49.989	49.989
**D	JEFFREY LLC	0	13.137	13.137
**D	CTIVP - LAZARD INTERNATIONAL EQUITY ADVANTAGE FUND	0	6.321.550	6.321.550
**D	JPMORGAN GLOBAL MACRO OPPORTUNITIES FUND	0	104.065	104.065
**D	COMING PENS TR FU EU DYN HED EQ O JPM N	0	555.754	555.754
**D	JPMORGAN CHASE BANK - PB - CANADA F	0	28.648	28.648
**D	CAPCO TRUST JERSEY LIMITED AS TRUSTEE OF	0	39.652	39.652
**D	BANK OF MAURITIUS	0	57.254	57.254
**D	ANZ WHOLESAL INTERN.SHARE NO. 1 FUND	0	24.932	24.932
**D	BRUNEI SHELL RETIREMENT BENEFIT FUND	0	12.612	12.612
**D	CGMPV, LLC	0	31.499	31.499
**D	JPMORGAN GLOBAL CORE REAL ASSETS LIMITED	0	16.683	16.683
**D	TCORPIM INTERNATIONAL SHARE (UNHEDGED) F	0	90.533	90.533
**D	ANZ PRIVATE GLOBAL EQUITIES TRUST	0	126.400	126.400
**D	THE BOEING COMPANY EMPLOYEE RETIREMENT P	0	1.150.334	1.150.334
**D	THE BOEING COMPANY EMPLOYEE RETIREMENT P	0	805.510	805.510
**D	DEKA INVEST GMBH RE A-VSA-FONDS	0	112.743	112.743
**D	BLACKROCK INTERNATIONAL ALPHA TILTS FUND	0	20.389	20.389
**D	ISHARES ALLCOUNTRY EQUITY INDEX FUND	0	33.668	33.668
**D	JPMORGAN SAR EUROPEAN FUND 50/F	0	1.057.899	1.057.899
**D	CAPITAL GROUP GLOBAL EQUITY FUND	0	327.981	327.981
**D	BLACKROCK FISSION INDEXED INTL EQUITY FD	0	137.193	137.193

SM

676

LISTA ESITO DELLE VOTAZIONI
 Oggetto: Determinazione della durata in carica del Consiglio di Amministrazione
 FAVOREVOLA

Badge	Ragione Sociale	Proprio	Delega	Totale
**D	CHINA LIFE INSURANCE (GROUP) COMPANY	0	6.220	6.220
**D	SUPERANNUATION FUNDS MANAGEMENT COR	0	126.000	126.000
**D	ADVANCE INTERNATIONAL SHARE INDEX FUND	0	667.619	667.619
**D	ANZ WHOLESAL INTERNATIONAL SHARE NO. 3 FU	0	908.600	908.600
**D	ONEPATH GLOB SHARES LARGE CAP UNHED IN P	0	667.905	667.905
**D	CHINA LIFE INSURANCE COMPANY LIMITED	0	93.900	93.900
**D	ACCIDENT COMPENSATION CORPORATION	0	862.082	862.082
**D	TELSTRA SUPERANNUATION SCHEME	0	644.992	644.992
**D	IBM PERSONAL PENSION PLAN TRUST	0	420.984	420.984
**D	MTBJ DAIDO LIFE FOREIGN EQUITY MOTHER FD	0	32.533	32.533
**D	ISHARES WHOLESAL SCREENED INT EQ IND F	0	52.625	52.625
**D	SUPERANNUATION FUNDS MANAGEMENT CORPORAT	0	61.001	61.001
**D	SUPERANNUATION FUNDS MANAGEMENT CORP	0	13.231	13.231
**D	TCOREIM INTERNATIONAL SHARE (UNHEGDED) F	0	386.086	386.086
**D	WSPF INTERNATIONAL EQUITIES TRUST	0	362.672	362.672
**D	BT WHOLESAL MULTI MANAG INTL SHARE FUND	0	95.831	95.831
**D	CAPITAL GROUP EMPLOYEE BENEFIT INV.TRUST	0	11.692.424	11.692.424
**D	KOOKMIN BANK ACTING AS TRUSTEE OF KIM PRIVATE NOBLE CLASS GLOBAL EQUITY MASTER INVESTMENT TRUST	0	18.971	18.971
**D	JF MORGAN CHASE RETIREMENT PLAN	0	230.801	230.801
**D	*QANTAS SUPERANN. LTD ATF QANTAS SUP. PLAN	0	464.025	464.025
**D	ISHARES WHOLESAL INTERN EQ INDEX FUND	0	546.460	546.460
**D	DEKA INV GMBH RE DONAU-LCR-FUNDMASTER	0	129.943	129.943
**D	SUPER FUNDS MANAG CORP SOUTH AUSTRALIA	0	1.071.069	1.071.069
**D	JPMORGAN LIFE LIMITED	0	12.546	12.546
**D	IBM PERSONAL PENSION PLAN TRUST	0	56.611	56.611
**D	JPMORGAN FUND III ICVC-JPM DIVERSIFIED GROWTH FUND	0	10.951	10.951
**D	UBS FTSE RAFI DEVELOPED 1000 INDEX FUND	0	63.484	63.484
**D	JPMORGAN MULTI ASSET TRUST PLC	0	165.452	165.452
**D	RETIREMENT INCOME PLAN OF SAUDI ARABIAN OIL COMPANY	0	112.605	112.605
**D	NVIT INTERNATIONAL INDEX FUND	0	1.144.251	1.144.251
**D	FLEXSHAR.MORN.DEV.MARK.EX-US FAC.TILT IN	0	272.321	272.321
**D	SBC MASTER PENSION TRUST 208	0	194.331	194.331
**D	INTERNATIONAL GROWTH AND INCOME FUND	0	568.905	568.905
**D	EQ ADVISORS TRUST EQ-GLOBAL EQUITY MANAG	0	44.202.645	44.202.645
**D	EQ ADV. TRUST AXA INTL.CORE MANAGED VOLA	0	322.812	322.812
**D	REYNOLDS AMERICAN DEFINED BENEFIT MASTER	0	411.344	411.344
**D	SOUTHERN COMPANY SYSTEM MASTER RETIREMEN	0	161.566	161.566
**D	MINISTRY OF ECONOMY AND FINANCE	0	1.577.883	1.577.883
**D	MINISTRY OF ECONOMY AND FINANCE	0	85.193	85.193
**D	MINISTRY OF ECONOMY AND FINANCE	0	86.468	86.468
**D	MINISTRY OF ECONOMY AND FINANCE	0	642.167	642.167
**D	NEW WORLD FUND INC	0	8.394.776	8.394.776
**D	MINISTRY OF ECONOMY AND FINANCE	0	437.925	437.925

LISTA ESITO DELLE VOTAZIONE
 Oggetto: Determinazione della durata in carica del Consiglio di Amministrazione
FAVOREVOLI

Badge	Ragione Sociale	Proprio	Delega	Totale
**D	NEW PERSPECTIVE FUND	0	40.611.209	40.611.209
**D	EUROPACIFIC GROWTH FUND	0	104.040.486	104.040.486
**D	AMERICAN BALANCED FUND	0	76.355.397	76.355.397
**D	CAPITAL INCOME BUILDER INC	0	60.965.188	60.965.188
**D	EQ ADVISORS TRUST-AXA INTL.VALUE MANAGED	0	667.601	667.601
**D	THE INCOME FUND OF AMERICA	0	196.520.535	196.520.535
**D	CAPITAL WORLD GROWTH & INCOME FUND INC	0	118.070.795	118.070.795
**D	FLEXSHARES STOXX GLOBAL BROAD INFRASTRUC	0	6.005.846	6.005.846
**D	FLEXSHARES STOXX GLOBAL ESG IMPACT INDEX	0	16.739	16.739
**D	SBC MASTER PENSION TRUST	0	319.913	319.913
**D	MINISTRY OF ECONOMY AND FINANCE	0	4.285.087	4.285.087
**D	ABU DHABI RETIREMENT PENSIONS AND BENEFIT	0	168.909	168.909
**D	ASPIRIANT RISK MANAGED GLOBAL EQUITY FUN	0	53.211	53.211
**D	EQ ADVISORS TRUST - EQ/INTERNATIONAL MAN	0	1.156.238	1.156.238
**D	EQ ADVISORS TRUST - ATM INTERNATIONAL MA	0	838.742	838.742
**D	FLEXSHARES INTERNATIONAL QUALITY DIVIDEND	0	68.192	68.192
**D	JNL/MELLON CAPITAL INTNAL INDEX FUND	0	932.702	932.702
**D	GOLDMAN SACHS TRUST - GOLDMAN SACHS ABSOLUTE RETURN TRACKER FUND	0	38.400	38.400
**D	GOLDMAN SACHS TRUST - GOLDMAN SACHS INTER	0	268.562	268.562
**D	PUBLIC EMPLOYEES RETIREMENT SYSTEM OF OHIO	0	5.202.128	5.202.128
**D	MTB GOVERNMENT PENSION INVESTMENT FUND 4	0	29.834.073	29.834.073
**D	THE MASTER TRUST BANK OF JAPAN LTD	0	9.362.051	9.362.051
**D	JPMORGAN FUND ICVC - JPM GLOBAL EQUITY I	0	113.520	113.520
**D	JPMORGAN FUND ICVC - JPM EUROPE FUND	0	325.704	325.704
**D	JPM EUROPE DYNAMIC (EX UK) FUND	0	1.609.200	1.609.200
**D	JPMORGAN FUND ICVC - JPM GLOBAL CONSUMER	0	3.274.548	3.274.548
**D	JPMORGAN LIFE LIMITED	0	241.483	241.483
**D	JPM FUND ICVC-JPM MULTI-ASSET INCOME FD	0	78.062	78.062
**D	JPMORGAN FUND ICVC - JPM EUROPE FUND	0	70.670	70.670
**D	SHELL PENSIONS TRUST LIMITED AS TRU	0	1.038.395	1.038.395
**D	HAMPSHIRE COUNTY COUNCIL PENSION FUND	0	199.717	199.717
**D	JOHN LEWIS PARTNERSHIP TRUST FOR PENSION	0	1.170.202	1.170.202
**D	NATIONAL FARMERS UNION MUTUAL INSURANCE	0	237.171	237.171
**D	TFL PENSION FUND	0	1.546.579	1.546.579
**D	STICHTING PENSIOENFONDS MEDISCH SPECIALI	0	88.320	88.320
**D	THE BARCLAYS BANK UK RETIREMENT FUND	0	66.144	66.144
**D	THE MASTER TRUST BANK OF JAPAN, LTD. AS TRUSTEE FOR MUTB400045792	0	4.853.457	4.853.457
**D	VANGUARD TOTAL INTERNATIONAL STOCK INDEX	0	135.366.654	135.366.654
**D	VANGUARD FID COMPANY EUROPEAN STOCK INDE	0	382.960	382.960
**D	MTB FOR GOVERNMENT PENSION FID45828	0	4.348.059	4.348.059
**D	THE MASTER TRUST BANK OF JAPAN LTD	0	16.046.071	16.046.071
**D	HONG KONG EXPORT CREDIT INSURANCE CORPOR	0	8.564	8.564
**D	GOVERNMENT SUPERANNUATION FUND	0	312.372	312.372

EM

678

LISTA ESITO DELLE VOTAZIONE
 Oggetto: Determinazione della durata in carica del Consiglio di Amministrazione
 FAVOREVOLI

Badge	Ragione Sociale	Proprio	Delega	Totale
**D	STATE OF CALI SAV PLUS PROG MASTER TRUST	0	8.852	8.852
**D	DEKA INTERNATIONAL S.A. RE HASPA MU	0	16.200	16.200
**D	INTERNATIONAL FUND MANAGEMENT S.A. RE STRATEGIECONCEPT VM BC	0	37.700	37.700
**D	DEKA VERMOGENSMANAGEMENT GMBH RE KEPPLER	0	112.850	112.850
**D	DEKA INVEST MEH VITUS FIRST VALUE FONDS	0	430.000	430.000
**D	DEKA INVEST RE DEKA TRUST BALANCED-FONDS	0	206.464	206.464
**D	DEKA A-DIM-WETZLAR-BALANCED-FONDS	0	27.900	27.900
**D	DEKA A-DIM-WETZLAR-FONDS	0	36.096	36.096
**D	DEKA INVESTMENT GMBH RE AUM-FONDS	0	28.135	28.135
**D	DEKA INVEST GMBH RE DEKA MULT ASS TOT RE	0	9.137	9.137
**D	DEKA A-DOR-FONDS	0	131.979	131.979
**D	DEKA INVEST RE INTER-ESSEN-FONDS	0	22.017	22.017
**D	DEKA INVESTMENT GMBH RE DORAMUN-FONDS DER IHK ZU DORTMUND	0	1.807	1.807
**D	DEKA INVEST GMBH MULDENTAL FONDS	0	66.000	66.000
**D	DEKA INVESTMENT GMBH RE PENSIONSFONDS MA	0	22.279	22.279
**D	DEKA INVESTMENT GMBH RE BF MASTERTONDS	0	73.219	73.219
**D	DEKA INVESTMENT GMBH RE A-BAD HERSFELD-FONDS	0	56.000	56.000
**D	DEKA INVESTMENT GMBH RE A-ARAL 91-FONDS	0	21.614	21.614
**D	DEKA INVESTMENT GMBH RE WI AKTIEN	0	63.718	63.718
**D	DEKA INV. GMBH RE ROLAND MASTERFONDS	0	68.405	68.405
**D	DEKA INV.A-BGL-FONDS	0	40.273	40.273
**D	DEKA INVESTMENT GMBH RE MV-FONDS	0	108.000	108.000
**D	DEKA INVESTMENT GMBH RE TEG FONDS	0	74.000	74.000
**D	INTERNATIONALE KAPITALSANLAGEGESELLSCHAFT	0	120.000	120.000
**D	DEKA INVE GMBH RE DEKA-PRIVATVORSORGE AS	0	250.000	250.000
**D	DEKA INVEST GMBH RE CHRISTOPHORUS FD	0	3.296	3.296
**D	DEKA INVEST GMBH RE AGR DENA	0	23.900	23.900
**D	DEKA INVESTMENT GMBH RE STADTBAHN-FONDS	0	6.302	6.302
**D	DEKA INVESTMENT GMBH RE DEKA-KSG-FONDS	0	31.564	31.564
**D	DEKA INVEST MAULBRONN-STROMBERG-FONDS	0	32.500	32.500
**D	DEKA INVEST REGIONALE-WUPPERTAL-FONDS	0	2.919	2.919
**D	DEKA INVEST GMBH RE DEKA-SBO-FONDS	0	9.616	9.616
**D	DEKA INVEST GMBH RE HODENSEE-FONDS	0	5.000	5.000
**D	DEKA INVESTMENT GMBH RE DEKA-BR 20	0	2.078	2.078
**D	DEKA INVESTMENT GMBH RE VER 03-FONDS	0	16.802	16.802
**D	DEKA INVEST RE KOMUNAL-TUT-BALANCED -FO	0	34.500	34.500
**D	DEKA INVESTMENT GMBH RE A-AMISIA-FONDS	0	90.000	90.000
**D	DEKA INVESTMENT GMBH RE A-ASD-FONDS	0	39.300	39.300
**D	DEKA INVESTMENT GMBH RE A-KSK FULDA-FOND	0	64.100	64.100
**D	DEKA INVEST. A-NORDHAUSEN 2-FONDS	0	200.188	200.188
**D	DEKA INVEST GMBH RE HUPPERTZ GLOBAL	0	2.248	2.248
**D	DEKA INVESTMENT GMBH RE A WITTRING ICR F	0	8.150	8.150
**D	DEKA INVESTMENT GMBH RE S BROKER 1 FONDS	0	12.000	12.000

GH

67P

LISTA ESITO DELLE VOTAZIONI

Oggetto: Determinazione della durata in carica del Consiglio di Amministrazione

FAVOREVOLI

Badge	Ragione Sociale	Proprio	Delega	Totale
**D	DEKA INVESTMENT GMBH RE A-SKGO-FONDS	0	8.500	8.500
**D	DEKA INVESTMENT GMBH RE LANDSBERG-FONDS	0	62.600	62.600
**D	DEKA INVEST GMBH RE PRBL 1-FONDS	0	20.000	20.000
**D	DEKA INVESTME GMBH RE CHRONOS FUNDMASTER	0	110.000	110.000
**D	DEKA INVESTMENT GMBH RE WI DISCOUNT	0	1.155.000	1.155.000
**D	DEKA INVESTM GMBH RE A-HECKER-FONDS I	0	163.000	163.000
**D	SUEBIA FONDS	0	682.452	682.452
**D	BMW AG	0	94.987	94.987
**D	EPS	0	149.711	149.711
**D	OB 2	0	259.332	259.332
**D	GVV POOLFONDS PAL	0	425.253	425.253
**D	DEKA VALUE PLUS	0	576.820	576.820
**D	ALLIANZGI-FONDS DSPT	0	446.141	446.141
**D	RAGS-FUNDMASTER	0	136.061	136.061
**D	GVV POOLFONDS VOL AG I	0	318.493	318.493
**D	ARTEMIS INSTITUTIONAL GLOBAL CAPITAL FUN	0	118.037	118.037
**D	THE MASTER TRUST BANK OF JAPAN LTD	0	4.538.628	4.538.628
**D	UI-E	0	212.510	212.510
**D	NATIONAL PENSION INSURANCE FUND	0	129.639	129.639
**D	NATIONWIDE BAILARD INTERNATIONAL EQUIT F	0	150.000	150.000
**D	NATIONWIDE INTERNATIONAL INDEX FUND	0	727.837	727.837
**D	JPMORGAN EUROPEAN INVESTMENT TRUST FLC	0	737.308	737.308
**D	INTERNATIONAL FUND MANAGEMENT S.A. RE GLO	0	63.000	63.000
**D	INTERNATIONAL FUND MANAGEMENT S.A. RE IFM	0	427.000	427.000
**D	INTERNATIONAL FUND MANAGEMENT S.A. RE IF	0	3.500.000	3.500.000
**D	DEKA INTERNATIONAL S.A. RE DEKA-EUROPAVA	0	146.208	146.208
**D	DEKA INEL S.A GLOBALE AKTIEN LOWRISK	0	1.765.037	1.765.037
**D	DEKA INTERNATIONAL S.A RE DEKALUX-EUROPA	0	700.000	700.000
**D	DEKA INTERNATIONAL S.A. RE DEKAMULTI ASSET ERTRAG	0	2.291.783	2.291.783
**D	INTERNATIONAL FUND MANAGEMENT S.A.	0	23.535	23.535
**D	DEKA INTERNATIONAL S.A RE DEKA-EURO PAGARANT	0	272.179	272.179
**D	EQ ADVISORS TRUST - 1290 VT SMARTBETA EQ	0	10.720	10.720
**D	JNL/BLACKROCK GLOBAL ALLOCATION FUND	0	2.863.996	2.863.996
**D	EQ ADVISORS TR EQ TEMPLE GLOB EQ M VO P	0	13.446	13.446
**D	BOILERMAKERS NATIONAL ANNUITY TRUST	0	75.362	75.362
**D	T. ROWE PRICE GLOBAL EQUITY FUND	0	94.702	94.702
**D	VANTAGE TRUST III MAST COLLECT INVE FU TR	0	8.823	8.823
**D	THE MASTER TRUST BANK OF JAPAN LTD	0	540.339	540.339
**D	BBP INKA	0	4.933	4.933
**D	THE NATIONAL FARMERS UNION MUTUAL INS LINK FEN	0	99.418	99.418
**D	THE MASTER TRUST BANK OF JAPAN LTD	0	75.110	75.110
**D	THE MASTER TRUST BANK OF JAPAN LTD	0	605.155	605.155
**D	THE MASTER TRUST BANK OF JAPAN LTD	0	282.161	282.161

EPA

680

LISTA ESITO DELLE VOTAZIONE

Oggetto: Determinazione della durata in carica del Consiglio di Amministrazione
FAVOREVOLI

Badge	Regione Sociale	Proprio	Delega	Totale
**D	BUREAU OF LABOR FUNDS- LABOR PENSION FUND	0	1.448.730	1.448.730
**D	BUREAU OF LABOR FUNDS- LABOR PENSION FUND	0	903.577	903.577
**D	BUREAU OF LABOR FUNDS- LABOR RETI FUND	0	157.648	157.648
**D	BUREAU OF LABOR FUNDS- LABOR RETI FUND	0	92.701	92.701
**D	BUREAU OF LABOR FUNDS- LABOR INSURANCE FU	0	80.014	80.014
**D	BUREAU OF LABOR FUNDS - LABOR RETIREMENT FUND	0	18.638	18.638
**D	BUREAU OF LABOR FUNDS - LABOR PENSION FUND	0	58.713	58.713
**D	BUREAU OF LABOR FUNDS- LABOR INSURANCE FU	0	23.375	23.375
**D	BUREAU OF LABOR FUNDS- LABOR PENSION FUND	0	5.197.739	5.197.739
**D	BUREAU OF LABOR FUNDS- LABOR INSURANCE FU	0	4.417.278	4.417.278
**D	NEW YORK STATE COMMON RETIREMENT FUND	0	342.833	342.833
**D	NEW YORK STATE COMMON RETIREMENT FU	0	455.278	455.278
**D	MISSOURI EDUCATION PENSION TRUST	0	2.197.126	2.197.126
**D	STATE OF WYOMING	0	1.104.400	1.104.400
**D	ARTEMIS GLOBAL EQUITY INCOME FUND	0	23.730	23.730
**D	ARTEMIS EUROPEAN GROWTH FUND	0	53.190	53.190
**D	AXA ROSENBERG EUROPEAN FUND	0	1.444.940	1.444.940
**D	KOWAIT FUND FOR ARAB ECONOMIC DEVELOPMEN	0	103.512	103.512
**D	BLACKROCK MULTI-ASSET INC. PORTE. OF BLACK	0	137.132	137.132
**D	BLACKROCK INTERNATIONAL INDEX V.I. FUND OF BLACKROCK VARIABLE SERIES FUNDS INC.	0	5.913	5.913
**D	THE MASTER TRUST BANK OF JAPAN LTD	0	3.597.991	3.597.991
**D	THE MASTER TRUST BANK OF JAPAN LTD	0	16.183.903	16.183.903
**D	THE MASTER TRUST BANK OF JAPAN LTD	0	58.770.455	58.770.455
**D	BLACKROCK INSTITUTIONAL TRUST COMPA	0	1.960.964	1.960.964
**D	BLACKR INS T COMP NA INV F FOR EMP BEN T	0	0	0
**D	BLACKROCK MSCI EAFE EQUITY INDEX NON-LENDABLE FUND	0	0	0
**D	TRUST AND CUSTODY SERVICES BANK, LTD. AS TRUSTEE FOR MHTB AS TRUSTEE FOR MHEM INTERNATIONAL EQUITY INDEX MOTHER FUND	61.695	693.341	693.341
**D	TRUST AND CUSTODY SERVICES BANK LIMITED	0	3.644.797	3.644.797
**D	VFTC INST TOTAL INT STOCK MARKET IND TRU	0	5.530.259	5.530.259
**D	WASHINGTON STATE INVESTMENT BOARD	0	6.670	6.670
**D	BLACKROCK MSCI EMU IMI INDEX FD B (EMDIM	0	1.039.964	1.039.964
**D	MSCI WORLD EQUITY ESG SCREENED INDE	0	6.728.595	6.728.595
**D	MSCI EUROPE EQUITY INDEX FUND B (EU	0	489.235	489.235
**D	MSCI ACWI EX-U.S. IMI INDEX FUND B2	0	8.835	8.835
**D	MSCI EUROPE EQUITY ESG SCREENED INDEX FUND B	0	517.658	517.658
**D	EUROPE EQUITY INDEX ESG SCREENED FU	0	46.687	46.687
**D	EUROPE EX-UK ALPHA TILTS ESG SCREEN	0	193.432	193.432
**D	INTERNATIONAL ALPHA TILTS FUND B (I	0	38.819	38.819
**D	GLOBAL EX US ALPHA TILTS FUND B	0	890.992	890.992
**D	JPMORGAN GLOBAL RESEARCH ENHANCED IND FU	0	539.940	539.940
**D	JPMORGAN GLOBAL ALLOCATION FUND	0	1.413.470	1.413.470
**D	JPMORGAN EUROPE DYNAMIC FUND	0	2.088.367	2.088.367
**D	JPMORGAN INCOME BUILDER FUND	0	25.889	25.889
**D	JPMORGAN DIVERSIFIED RETURN GLOB EQ ETF	0	0	0

EM

621

LISTA ESITO DELLE VOTAZIONE

Oggetto: Determinazione della durata in carica del Consiglio di Amministrazione

FAVOREVOLI

Badge	Regione Sociale	Proprio	Delega	Totale
**D	JPMORGAN INSURANCE TRUST GLOBAL ALLOC FO	0	12.172	12.172
**D	JPMORGAN INSURANCE TRUST INCOME BUILD FO	0	14.000	14.000
**D	JPMORGAN DIVERSIFIED RETURN EUROPE EQUITY ETF	0	7.631	7.631
**D	JPMORGAN DIVERSIF RETURN INTERNAT EQ ETF	0	103.113	103.113
**D	JPMORGAN INTERNATIONAL ADVANTAGE FUND	0	566.410	566.410
**D	JPMORGAN INTERNAT.RESEARCH ENHANCED EQUI	0	8.450.245	8.450.245
**D	JPMORGAN MACRO OPPORTUNITIES FUND	0	28.814	28.814
**D	JPMORGAN BETABUILDERS INTERNATIONAL	0	25.505	25.505
**D	JPMORGAN BETABUILDERS EUROPE ETF	0	2.321.720	2.321.720
**D	THRIFT SAVINGS PLAN	0	28.239.959	28.239.959
**D	CDN MSCI EAFE MINIMUM VOLATILITY INDEX F	0	11.464	11.464
**D	BLACKROCK CDN MSCI EAFE EQUITY INDEX FUN	0	3.628.989	3.628.989
**D	BLACKROCK CDN MSCI EAFE INDEX PLUS FUND	0	63.073	63.073
**D	BLACKROCK CDN WORLD INDEX FUND	0	420.667	420.667
**D	STICHTING PENSIOENFONDS VOOR HUISARTSEN	0	269.468	269.468
**D	JPMORGAN FUND ICVC - JPM GLOBAL RESEARCH ENHANCED INDEX EQUITY FUND	0	82.117	82.117
**D	JPMORGAN INTERNATIONAL HEDGED EQUITY FUN	0	102.001	102.001
**D	COMINGLED PENSION TR FUN INT OPPORTUNIT	0	2.350.905	2.350.905
**D	JPMORGAN DIVERSIFIED FUND	0	70.626	70.626
**D	COLUMBIA GLOBAL INFRASTRUCTURE FUND	0	806.744	806.744
**D	STATE FARM INSURANCE CO EMPLOYEE RETIREM	0	1.698.117	1.698.117
**D	COLUMBIA CAPITAL ALLOCATION AGGRESSIVE P	0	4.214	4.214
**D	COLUMBIA CAPITAL ALLOCATION CONSERVAT PO	0	1.036	1.036
**D	COLUMBIA CAPITAL ALLOCATION MODERATE FOR	0	5.100	5.100
**D	COLUMBIA CAPITAL ALLOCAT MODER CONSER PO	0	3.557	3.557
**D	1290 FUNDS - 1290 SMARTBETA EQUITY FUND	0	1.582	1.582
**D	AGR FUNDS - AGR INTERNATIONAL MULTI STYL	0	12.000	12.000
**D	DELTA MASTER TRUST	0	1.076.422	1.076.422
**D	JPMORGAN ACCESS BALANCED FUND	0	15.680	15.680
**D	JPMORGAN ACCESS GROWTH FUND	0	22.225	22.225
**D	PROVEDA GLOBAL EQUITY, LP	0	26.882	26.882
**D	MULTI-MANAGER INTERNATIONAL EQUITY STRATEGIES FUND	0	3.936	3.936
**D	EQ ADVISORS TRUST - EQ/WELLINGTON E	0	843.273	843.273
**D	U S STEEL CORPO REPRES RETIREES BENEF TR	0	79.265	79.265
**D	COMMINGLED PENSION TRUST FUND (GLOBAL OP	0	11.658	11.658
**D	FREDERICK S. UPTON FOUNDATION CAPITAL GU	0	769.268	769.268
**D	STATE OF NEW MEXICO STATE INVEST COUNCIL	0	25.030	25.030
**D	COMINGLED PENSION TRUST FUND (INTREPID INTERNATIONAL) OF JPMORGAN CHASE BANK	0	2.129.343	2.129.343
**D	KATHERINE C. MOORE CHARITABLE LEAD ANNUITY TRUST II	0	3.340.088	3.340.088
**D	INVESCO OPPENHEIMER GLOBAL MULTI-AS	0	14.425	14.425
**D	NEW YORK LIFE INSURANCE AND ANNUITY CO	0	23.714	23.714
**D	MULTI-MANAGER DIRECTIONAL ALTERNATIVE STRATEGIES FUND	0	30.104	30.104
**D		0	50.766	50.766

57

682

LISTA ESITO DELLE VOTAZIONE

Oggetto: Determinazione della durata in carica del Consiglio di Amministrazione

FAVOREVOLI

Badge	Ragione Sociale	Proprio	Delega	Totale
**D	CAPITAL GUARDIAN GLOBAL EQUITY FUND	0	510.459	510.459
**D	CAPITAL GROUP INTERNATIONAL EQUITY	0	2.620.227	2.620.227
**D	JPMORGAN INTERNATIONAL EQUITY PLUS FUND	0	26.887	26.887
**D	RETIREMENT PLAN FOR EMPLOYEES OF AETNA INC	0	275.266	275.266
**D	DUKE ENERGY RETIREMENT SAVINGS PLAN	0	463.700	463.700
**D	THE KATHERINE MOORE REVOCABLE TRUST	0	15.133	15.133
**D	JAB CONSOLIDATED LTD	0	1.426	1.426
**D	F.M.KIRBY TRUST DATED 1/3/75 FBO FRED M. KIRBY III	0	6.505	6.505
**D	FM KIRBY TRUST DTD 1/3/75 FBO S DILLARD KIRBY	0	8.853	8.853
**D	FM KIRBY DTD TRUST 1/3/75 FBO JEFFERSON W KIRBY	0	6.506	6.506
**D	OSHARES FTSE EUROPE QUALITY DIVIDEND ETF	0	58.168	58.168
**D	CHURCH COMMISSIONERS FOR ENGLAND	0	42.664	42.664
**D	NM5-WIEQ-CNS ACCOUNT	0	9.200	9.200
**D	WIF-C S GBL LISTED INFRASTRUCTURE	0	87.189	87.189
**D	NM3 GLEQ GQG ACCOUNT	0	117.088	117.088
**D	NM5 GIEP NVN ACCOUNT	0	123.518	123.518
**D	NM5 WIEQ BRF ACCOUNT	0	24.400	24.400
**D	NM5-WIEQ-NVN ACCOUNT	0	45.671	45.671
**D	DPAM EQUITIES I	0	321.007	321.007
**D	DPAM I	0	27.100	27.100
**D	DPAM CAPITAL B	0	673.965	673.965
**D	DPAM HORIZON B	0	51.250	51.250
**D	DPAM DEI-RDT B	0	332.156	332.156
**D	DPAM INVEST B	0	2.274.132	2.274.132
**D	T.I.SICAV INSTITUTIONNELLE DE DROIT BELGE	0	380.000	380.000
**D	BERNISCHE PENSIONSKASSE	0	1.101.026	1.101.026
**D	PRISMA FONDATION SUISE D'INVESTISSEMENT PRISMA ESG WORLD EX-CH L.V.EQ. H	0	1.741	1.741
**D	MERRILL LYNCH PROFESSIONAL CLEARING CORP	0	265.297	265.297
**D	HELABA INVEST KAPITALANLAGEGESELLSCHAFT MEH	0	1.275.000	1.275.000
**D	BALOISE FUND INVEST (CH)-AKTIEN WELT EX SCHWEIZ PASSIV CREDIT SUISE FUNDS AG	0	8.605	8.605
**D	CREDIT SUISE FUNDS AG ASAST AKTIEN AUSLAND MANDAT ALLIANZ GLOBAL INVESTORS	0	24.501	24.501
**D	CSIF (CH) III EQUITY WORLD EX CH VALUE WEIGHTED - PENSION FUND CREDIT SUISE FUNDS AG	0	49.626	49.626
**D	AXA VORSORGE FONDS II - EQUITIES GLOBAL MARKETS CREDIT SUISE FUNDS AG	0	45.076	45.076
**D	SZKB STRATEGIEFONDS WACHSTUM CREDIT SUISE FUNDS AG	0	40.698	40.698
**D	PK CSG WORLD EQUITY CREDIT SUISE FUNDS AG	0	92.562	92.562
**D	SZKB STRATEGIEFONDS ADGEMOGEN CREDIT SUISE FUNDS AG	0	48.606	48.606
**D	MICROS AST FONDS II AKTIEN AUSLAND CREDIT SUISE FUNDS AG	0	430.000	430.000
**D	AXA VORSORGE FONDS - EQUITIES GLOBAL MARKETS III CREDIT SUISE FUNDS AG	0	715.392	715.392
**D	PK CSG WORLD EQUITY CREDIT SUISE FUNDS AG MANDAT SWISS ROCK	0	292.204	292.204
**D	CS INVESTMENT FUNDS 2 LUX EUROZONE ACTIVE OPPORTUNITIES EQ	0	707.473	707.473
**D	CSIF 2 CREDIT SUISE (LUX) EUROPEAN DIVIDEND PLUS EQUITY FD	0	822.241	822.241
**D	CREDIT SUISE INDEX FUND (LUX) - CSIF (LUX) EQUITY EMU	0	3.280.661	3.280.661
**D	CREDIT SUISE INDEX FUND (LUX) - CSIF (LUX) EQUITY WORLD FACTOR MIX	0	11.445	11.445

683

LISTA ESITO DELLE VOTAZIONE
 Oggetto: Determinazione della durata in carica del Consiglio di Amministrazione
 FAVOREVOLI

Badge	Ragione Sociale	Proprio	Delega	Totale
**D	CS INVESTMENT FUNDS 2 - CREDIT SUISSE (LUX) INFRASTRUCTURE EQUITY FUND	0	665.000	665.000
**D	CREDIT SUISSE INDEX FUND (LUX) - CSIF (LUX) EQUITY EMU BLUE	0	2.870.014	2.870.014
**D	CREDIT SUISSE INDEX FUND (LUX) - CSIF (LUX) EQUITY EURO STOXX MULTI PREMIA	0	26.622	26.622
**D	CSIF (CH) EQUITY EMU CREDIT SUISSE FUNDS AG	0	1.273.993	1.273.993
**D	FINREON WORLD EQUITY ISOPRO (PENSION) CREDIT SUISSE FUNDS AG	0	32.359	32.359
**D	ACM VIE SA SELR EURO	0	869.400	869.400
**D	ACM VIE SA FONDS GENERAL	0	8.494.718	8.494.718
**D	ACM MUT FONDS GENERAL	0	1.975.105	1.975.105
**D	ACM IARD SA	0	1.007.481	1.007.481
**D	BAYERNINVEST KAPITALVERWALTUNGSGESSELLSCHAFT MBH	0	5.415.311	5.415.311
**D	FIDELITY ADVIS SVIII FID ADV INT CA AP F	0	6.749.700	6.749.700
**D	FLAM GROUP TR FOR EMPLOYEE BENEF PLA	0	6.608.175	6.608.175
**D	VARIABLE INSURANCE PROD FD II INTER CAP	0	736.200	736.200
**D	JAPAN TRUSTEE SERVICES BANK LTD	0	100.324	100.324
**D	FIDELITY FUNDS SICAV	0	31.099.648	31.099.648
**D	FIDELITY FUNDS SICAV	0	30.747	30.747
**D	FIDELITY FUNDS SICAV	0	824.496	824.496
**D	NN (L)	0	5.168.307	5.168.307
**D	FIDELITY POC VALUE UNCONSTRAINED	0	813	813
**D	FIDELITY POC VALUE OPTIMIZED FACTOR	0	976	976
**D	FIL GENESIS LIMITED FIDELITY POC CLIMATE	0	3.267	3.267
**D	JAPAN TRUSTEE SERVICES BANK LTD	0	17.157	17.157
**D	PYRAMIS SELECT INTER EQ FUND LLC	0	135.963	135.963
**D	PYRAMIS GROUP TR FOR EMPLOYEES BENEF PLAN	0	16.069	16.069
**D	FIDELITY SAL ST FIDELITY GLOBAL EX US IN	0	2.091.423	2.091.423
**D	FIDELITY SALEM STR T FID TOTAL INT IND F	0	1.392.288	1.392.288
**D	FIDELITY UCITS ICAV	0	66.350	66.350
**D	FIDELITY UCITS II ICAV	0	32.160	32.160
**D	VARIABLE INSURANCE PRODUCTS FUND II: INTERNATIONAL INDEX PORTFOLIO	0	45.153	45.153
**D	FIDELITY SALEM STREET TRUST: FIDELITY ZERO INTERNATIONAL INDEX FUND	0	502.209	502.209
**D	FIDELITY CONCORD STREET TRUST: FIDELITY SERIES INTERNATIONAL INDEX FUND	0	71.271	71.271
**D	SEL INSTIT INV TRUST WORLD EQUITY EX US FD WELLING	0	4.147.590	4.147.590
**D	FIDELITY RETIREE HEALTH REIMBURSEMENT PL	0	113.308	113.308
**D	ANIMA SGR SPA ANIMA SELEZIONE EUROPA	0	1.025.016	1.025.016
**D	ANIMA ALTO POTENZIALE ITALIA ANIMA SGR	0	1.000.000	1.000.000
**D	ANIMA SELEZIONE GLOBALE ANIMA SGR	0	386.200	386.200
**D	ANIMA ALTO POTENZIALE EUROPA ANIMA SGR S	0	1.337.306	1.337.306
**D	ANIMA SGR SPA - ANIMA VISCONTEO PLUS	0	796.923	796.923
**D	ANIMA SGR SPA	0	406.032	406.032
**D	ANIMA SGR SPA ANIMA CRESCITA ITALIA	0	1.342.320	1.342.320
**D	ANIMA ITALIA ANIMA SGR	0	3.291.034	3.291.034
**D	ANIMA VISCONTEO ANIMA SGR SPA	0	4.277.955	4.277.955
**D	ANIMA/ANIMA VAL. GLOBALE	0	733.500	733.500

GA

60

LISTA ESITO DELLE VOTAZIONE

Oggetto: Determinazione della durata in carica del Consiglio di Amministrazione

FAVOREVOLI

Badge	Ragione Sociale	Proprio	Delega	Totale
**D	ANIMA SFORZESCO ANIMA SGR SPA	0	2.039.352	2.039.352
**D	ANIMA FONDO TRADING ANIMA SGR SPA	0	600.000	600.000
**D	ANIMA EUROPA ANIMA SGR SPA	0	548.354	548.354
**D	ANIMA SGR SPA ANIMA VESPUCCI	0	100.800	100.800
**D	ANIMA SGR SPA ANIMA MAGELLANO	0	488.500	488.500
**D	ALETTI GES OB ITA	0	250.000	250.000
**D	ALETTI GES OB EUR C	0	300.000	300.000
**D	ALETTI GES MT EUR	0	508.940	508.940
**D	ALETTI GES PR CED-II	0	482.480	482.480
**D	ANIMA SGR SPA - GESTIELLE PRO ITALIA	0	125.000	125.000
**D	ALETTI GES ABS RE	0	163.207	163.207
**D	ALETTI GES C MT IV	0	20.151	20.151
**D	ALETTI GES C MT V	0	390.852	390.852
**D	ALETTI GES MALI	0	332.257	332.257
**D	ANIMA MEGATREND ANIMA SGR	0	75.000	75.000
**D	ANIMA PICPAC MAGELLANO 2022 ANIMA SGR	0	26.640	26.640
**D	ANIMA PICPAC VALORE GLOBALE 2022 ANIMA S	0	48.599	48.599
**D	ANIMA ESAGONO OBBL CORP ANIMA SGR	0	13.700	13.700
**D	ANIMA ESAGONO AZIONARIO GLOBALE ANIMA SG	0	8.390	8.390
**D	DEAM FONDS AT2M	0	24.000	24.000
**D	JANUS HENDERSON HORIZON FUND	0	5.948.546	5.948.546
**D	EXANE FUNDS 2	0	2.788.892	2.788.892
**D	JANUS HENDERSON FUND	0	7.628.875	7.628.875
**D	FAM SERIES UCITS ICAV	0	604.795	604.795
**D	JANUS HENDERSON GLOBAL EQUITY INCOME FD	0	2.532.172	2.532.172
**D	JANUS HEND INSIT EUROPEAN FOCUS FUND	0	65.022	65.022
**D	JANUS HEND INSIT EUROPEAN SELECT OPFS FD	0	1.680.093	1.680.093
**D	JANUS HENDERSON EUROPEAN VALUE FUND	0	5.968.344	5.968.344
**D	JANUS HENDERSON EUROPEAN ABSOLUTE RETURN FUND	0	98.729	98.729
**D	ENHANCED INDEX INTERNATIONAL SHARE FUND	0	528.326	528.326
**D	AMP CAP UNHEDGED GL SHS MULTI MAN FUND	0	101.568	101.568
**D	WHOLESALE GLOBAL EQUITY VALUE FUND	0	228.920	228.920
**D	JANUSHENDERSON GLOBAL EQUITY INCOME FUND	0	65.700	65.700
**D	MUTATION 11	0	858.280	858.280
**D	AVIVA PATRIMOINE	0	40.125	40.125
**D	AVIVA DIVERSIFIE	0	7.236	7.236
**D	FCP AVIVA INVESTORS SELECTION	0	36.891	36.891
**D	FCP AVIVA INVESTORS CONVICTION	0	343.112	343.112
**D	FCP AVIVA INVESTORS VALORISATION	0	208.584	208.584
**D	FCP AFER ACTIONS EURO	0	2.049.938	2.049.938
**D	FCP AVIVA PERFORMANCE	0	11.238	11.238
**D	FCP AVIVA ACTIONS EURO	0	219.472	219.472
**D	FCP AVIVA STRUCTURE INDEX 3	0	178.399	178.399

LISTA ESITO DELLE VOTAZIONI
 Oggetto: Determinazione della durata in carica del Consiglio di Amministrazione
 FAVOREVOLI

Badge	Ragione Sociale	Proprio	Delega	Totale
**D	FCP AVIVA INVESTORS ACTIONS EURO	0	723.254	723.254
**D	FCP CAP EQUILIBRE	0	2.630	2.630
**D	FCP HUMANIS RETRAITE ACTIONS	0	1.098.676	1.098.676
**D	FCP INTER ACTIO	0	1.235	1.235
**D	FCP CAP SERENITE	0	1.859	1.859
**D	FCPE ESTERRA	0	680	680
**D	FCPE MAN ENERGY SOLU FRANCE SAS	0	3.347	3.347
**D	FCPE OMYA DIVERSIFIE	0	1.943	1.943
**D	EPSENS OFFENSIF ISR	0	360.877	360.877
**D	FCPE GEMALTO DYN SOLID	0	26.264	26.264
**D	FCPE SAL GROUP CIE DEUTS	0	4.164	4.164
**D	FCPE GROUP AEA NRQ OUEST	0	932	932
**D	FCP HGA ACTIONS ISR	0	905.289	905.289
**D	FCPE NESTLE FRANCE ACTIO	0	104.595	104.595
**D	FCPE GIVAUDAN	0	16.295	16.295
**D	FCPE CROWN EMBAL FR SAS	0	11.606	11.606
**D	FCPE CLAIREFONTAINE EXAC	0	290	290
**D	FCP HP ACTIONS LAZARD	0	492.503	492.503
**D	FCPE DPI N 2	0	6.357	6.357
**D	FCPE EPARGNE SOL DYN THA	0	233.037	233.037
**D	FCPE SKF DIV INTEREXP	0	17.466	17.466
**D	FCPE MATRA	0	20.433	20.433
**D	FCPE GR SCHLINDER AUD	0	3.315	3.315
**D	FCPE RATIER FIGEAC	0	4.647	4.647
**D	FCPE THALES ALENIA SP 3	0	2.912	2.912
**D	FCPE NALCO FRANCE S A S	0	3.011	3.011
**D	FCPE COMPTAGE IMMOBILIER	0	5.704	5.704
**D	BUILDING SOLUTIONS DIVERSIFIE	0	6.874	6.874
**D	FCPE S E P DIV ACTIONS	0	7.584	7.584
**D	FCPE RELAIS H DIVERSIFIE	0	2.529	2.529
**D	FCPE III CIMENT CALCIA D	0	4.122	4.122
**D	FCPE GROUPE SECURITAS	0	5.947	5.947
**D	FCPE ZOLPAN INVEST 5 ANS	0	868	868
**D	FCP HGA ACTIONS SOLIDAIRE EMPLOI SANTE	0	269.506	269.506
**D	FCPE ITW DE FRANCE	0	5.270	5.270
**D	FCPE CRCAM PROV C D AZUR	0	8.069	8.069
**D	FCPE ARJOWIGGINS CANSON	0	384	384
**D	FCPE NUFARM EXP SOLIDA	0	542	542
**D	FCPE CHANTELE	0	1.013	1.013
**D	FCPE GE FONDS A SOLIDAIRE	0	28.259	28.259
**D	FCPE THALES ALENIA SP 1	0	1.861	1.861
**D	FCPE SAFRAN ETHRIQUE SLDR	0	44.140	44.140
**D	FCPE HENKEL DVSP INT EXP	0	3.032	3.032

EM

686

LISTA ESITO DELLE VOTAZIONI

Oggetto: Determinazione della durata in carica del Consiglio di Amministrazione
FAVOREVOLI

Badge	Regione Sociale	Proprio	Delega	Totale
**D	FCPE HORIZON EPARGNE MIXTE	0	18.036	18.036
**D	FCP HUMANIS RETRAITE ACTION BAS CARBONE	0	471.846	471.846
**D	HUMANIS RETRAITE DIVERSIFIE	0	1.504.673	1.504.673
**D	ACTIAM RESPONSIBLE INDEX FUND EQUITY EUR	0	1.724.625	1.724.625
**D	STICHTING JURIDISCH EIGENAAAR ACTIAM	0	2.741.039	2.741.039
**D	FCPE SAIFEM ACTIONS	0	11.392	11.392
**D	ACTIAM BELEGINGSFONDSEN NV	0	191.283	191.283
**D	ERAPP ACTION EURO III	0	5.300.000	5.300.000
**D	FCP ERAFP ACTIONS EUROS4 EDRAM	0	10.494.400	10.494.400
**D	JANUS HENDERSON DIVIDEND INCOME BUILDER	0	211.278	211.278
**D	DNCA BEYOND EUROPEAN LEADERS	0	135.000	135.000
**D	HUGO DNCA	0	72.944	72.944
**D	DNCA VALUE EUROPE	0	1.732.183	1.732.183
**D	FCP DNCA EVOLUTIF	0	1.429.391	1.429.391
**D	OFI INVEST	0	230.904	230.904
**D	PENSIONSKASSE DES BENDES PUBLICA	0	1.899.705	1.899.705
**D	MANAGEMENT BOARD PUBLIC SERVICE PENSION	0	73.094	73.094
**D	FIDELITY GLOBAL LOW VOLATILITY EQUITY FU	0	21.940	21.940
**D	AXA EQUITABLE LIFE INSURANCE CO	0	103.598	103.598
**D	JPM CHASE BANK - PB - UK CORPORATIONS	0	196.118	196.118
**D	BIRELEY'S ORANGE JAPAN, S.A.	0	23.778	23.778
**D	AXA OFFSHORE MULTIMANAGER FUNDS TRUST - AXA OFFSHORE AGGRESSIVE MULTIMANAGER FUND CIBC	0	6.210	6.210
**D	FRONTIER COMMUNICATIONS PENSION PLAN	0	229.951	229.951
**D	GENERAL MOTORS PENSIONFONDS OFF	0	23.134	23.134
**D	CONNECTICUT GENERAL LIFE INSURANCE COMPANY	0	18.336	18.336
**D	FQ ESSENTIAL BETA FUND LTD	0	72.882	72.882
**D	FIDELITY MANAGEMENT AND RESEARCH CO	0	5.094	5.094
**D	FIDELITY INVESTMENTS MONEY MANAGEMENT IN	0	4.646	4.646
**D	ROYAL BOROUGH OF KINGSTON UPON THAMES FE	0	91.228	91.228
**D	EQ ADVISORS TRUST - EQ/AB DYNAMIC MODERA	0	329.059	329.059
**D	EQ ADV TRUST EQ/INT. EQ. INDEX PORTFOLIO	0	1.683.639	1.683.639
**D	MFS UTILITIES FUND	0	12.875.726	12.875.726
**D	FIDELITY DIVERSIFIED INTERNATIONAL FUND	0	12.371.700	12.371.700
**D	FIDELITY CENTRAL INVESTMENT PORTFOLIOS L	0	748.036	748.036
**D	AVIVA LIFE & PENSIONS UK LIMITED	0	1.949.215	1.949.215
**D	UNIVERSITIES SUPERANNUATION SCHEME	0	24.644.314	24.644.314
**D	THE CAR CARE PENSION PLAN	0	36.318	36.318
**D	FORSTA AP - FONDEN	0	1.491.450	1.491.450
**D	DWS INVESTMENT GMBH	0	2.786.989	2.786.989
**D	UKA-FONDS	0	181.934	181.934
**D	JUPITER GREEN INVESTMENT TRUST PLC	0	100.000	100.000
**D	FIDELITY EUROPEAN VALUES PLC	0	5.301.647	5.301.647
**D	NATIONAL PENSION INSURANCE FUND	0	90.939	90.939

LISTA ESITO DELLE VOTAZIONE
 Oggetto: Determinazione della durata in carica del Consiglio di Amministrazione
 FAVOREVOLI

Badge	Ragione Sociale	Proprio	Delega	Totale
**D	EQ ADVISORS TRUST-AXA/AB DYNAMIC GROWTH	0	74.087	74.087
**D	EQ ADVISORS TRUST - EQ/MFS UTILITIES SERIES PORTFOLIO	0	775.404	775.404
**D	NVIT INTERNATIONAL EQUITY FUND ONE	0	68.594	68.594
**D	MARSHFIELD CLINIC MASTER TRUST	0	96.499	96.499
**D	BUREAU OF LABOR FUNDS - LABOR RETIREMENT FUND	0	90.939	90.939
**D	MISSOURI EDUCATION PENSION TRUST	0	744.229	744.229
**D	FIDELITY INVESTMENT FUNDS - FIDELITY Y GLOBAL DIVIDEND FUND	0	4.554.148	4.554.148
**D	FIDELITY INV.FUNDS-FIDELITY INDEX WORLD	0	372.300	372.300
**D	FIDELITY INVESTMENT FUNDS - EUROPEAN FUN	0	14.674.255	14.674.255
**D	FIDELITY INSTITUTIONAL SELECT GLOBAL EQU	0	82.809	82.809
**D	FIDELITY INVESTMENT FUNDS - FIDELITY INDEX EUROPE	0	1.346.379	1.346.379
**D	FIDELITY INV. FIDELITY INDEX EUROPE EX U	0	509.345	509.345
**D	THE MASTER TRUST BANK OF JAPAN LTD	0	142.198	142.198
**D	VANGUARD INTERNATIONAL VALUE FUND	0	8.578.763	8.578.763
**D	AVIVA INVESTORS INVESTMENT FUNDS IC	0	126.813	126.813
**D	BOMBARDIER TRUST U.S. MASTER TRUST	0	109.260	109.260
**D	HORIZON HEALTHCARE SERVICES, INC	0	335.046	335.046
**D	KAYNE GLOBAL INFRASTRUCTURE FUND LP	0	45.100	45.100
**D	BANCOPOSTA MIX 3	0	450.900	450.900
**D	BANCOPOSTA MIX 1	0	307.450	307.450
**D	KOLDINGVEJ 2, BILLUND A/S, C/O KIRKBI AS	0	125.870	125.870
**D	BANK LOMBARD ODIER CO LTD	0	333.395	333.395
**D	UNIVERSITE DE GENEVE	0	100.000	100.000
**D	DANICA PENSION LIVSFORSIKRINGSAKTIESELSKAB	0	105.746	105.746
**D	LOMBARD ODIER FUNDS (SWITZERLAND) SA I3D	0	222.539	222.539
**D	CAISSE INTER ENTREP DE PREV PROFES CIEPP	0	1.222.003	1.222.003
**D	KAPITAL DANSKE INVEST INST DAN PENS OBLI	0	683.766	683.766
**D	AFDELING DANICA LINK - INDEKS GLOBALE AKTIER	0	1.795.217	1.795.217
**D	KAPITALFOR DANSKE INVEST INSTITUT DANICA PENSIONS - AKTIER	0	25.780	25.780
**D	INV. DANSKE INVEST EUROPA INDEKS KL	0	162.053	162.053
**D	EUROPA 2 KL 17 PARALLELVEJ KONGENS, LYNGBY, 2800 DENMARK	0	372.510	372.510
**D	INV DANSKE INVEST GLOBAL INDEKS KL	0	98.753	98.753
**D	INVEST DANSKE INV EUROPA HOJT UDSEYTT	0	31.350	31.350
**D	EUROPA - AKKUMLERENDE KL PARALLELVEJ 17, KGS. LYNGBY, 2800 DENMARK	0	1.062.623	1.062.623
**D	INV. DANSKE INV.SELECT FLEXIN AKTIER	0	145.851	145.851
**D	INV. DAN INV SEL GLOB EQUITY SOL AKK KL	0	689.358	689.358
**D	INV DANSKE INVEST GLOBAL STOCKPIC 2	0	307.996	307.996
**D	DANSKE INVEST SELECT GLOBAL EQUITY	0	115.636	115.636
**D	INV PROCAPTURE EUROPE INDEX FUND ACC KL	0	28.091	28.091
**D	GLOBAL AC INDEX FUND - ACCUMULATING KL	0	907.968	907.968
**D	GLOBAL INDEKS KL PARALLELVEJ 17, LYNGBY, 2800 DENMARK	0	188.270	188.270
**D	INV.DANSKE INVEST,EUROPA	0	300.496	300.496
**D		0	175.808	175.808

Azionisti in delega:  4136

GA

LISTA ESITO DELLE VOTAZIONE

Oggetto: Determinazione della durata in carica del Consiglio di Amministrazione

FAVOREVOLI

Badge	Ragione Sociale	Proprio	Delega	Totale
**D	SIJOITUSRABASTO AKTIA EUROPA	0	700.000	700.000
**D	MEWB (LUX)/TMA UMBRELLA FUND-GLOBAL.EQUI	0	33.900	33.900
**D	TMA UMBRELLA FD-TMA ACWI EX-JAPAN PORTF.	0	60.900	60.900
**D	DANSKE BANK PULJER	0	788.491	788.491
**D	BEST INVESTMENT CORPORATION	0	647.862	647.862
**D	PHOENIX GBAR FUND	0	21.595	21.595
**D	TRUST & CUSTODY SERVICES BANK LTD	0	1.135.415	1.135.415
**D	TRUST & CUSTODY SERVICES BANK LTD AS TRUSTEE FOR PENSION INVESTMENT FUND TRUST NUMBER 21	0	139.665	139.665
**D	HSBC POOLED INVESTMENT FUND 1 QUEEN'S ROAD, CENTRAL, HONG KONG, HONG KONG	0	3.951.835	3.951.835
**D	ALLIANZ GLOBAL INVESTORS PREMIER	0	27.608	27.608
**D	HSBC GUARANTEED FUND	0	28.939	28.939
**D	BEST INVESTMENT CORPORATION	0	20.511	20.511
**D	HANG SENG INSURANCE COMPANY LIMITED	0	191.881	191.881
**D	CATHAY GLOBAL MULTIPLE INCOME BALANCED FUND 2F	0	527.712	527.712
**D	JPMORGAN MULTI INCOME FUND	0	842.586	842.586
**D	SCHRODER IN.P.F.ADV.GL.EQUITY.FU	0	45.412	45.412
**D	BARING GLOBAL MULTI ASSET INCOME FUND	0	6.548	6.548
**D	HSBC P IN F HSBC POOLED GLOBAL EQUITY FD	0	235.997	235.997
**D	JPMORGAN MULTI BALANCED FUND	0	33.262	33.262
**D	NH-AMUNDI PRIV SEC INVEST TRUST D1	0	19.257	19.257
**D	ALLIANZ CHOICE BEST STYLES EUROPE FUND	0	385.778	385.778
**D	HSBC LIFE (INTERNATIONAL) LIMITED	0	291.557	291.557
**D	ALL GL IN ASIA FD-ALLIANZ SEL EU EQY DIV	0	159.538	159.538
**D	PERTUNUAN KESELAMATAN SOSIAL	0	358.554	358.554
**D	SHENPP EURO INDEX SECURITY MASTER INVEST	0	27.142	27.142
**D	MARITIME AND PORT AUTHORITY OF SINGAPORE	0	71.366	71.366
**D	CIVIL SERVICES EMPLOYEES PENSION FUND	0	17.796	17.796
**D	CENTRAL FINANCE BOARD METHODIST CHURCH	0	42.123	42.123
**D	AIA GLOBAL MULTI-FACTOR EQUITY FUN HSBC FRANCE	0	29.271	29.271
**D	NORFOLK PENSION FUND	0	24.459	24.459
**D	FTSE ALL WORLD INDEX FUND	0	747.670	747.670
**D	REASSURE LIMITED	0	531.303	531.303
**D	AI 50:50 GLOBAL EQUITY FUND	0	2.120.567	2.120.567
**D	FRIENDS LIFE AND PENSIONS LIMITED PIXHAM END	0	1.198.048	1.198.048
**D	PUM ACS EUROPEAN EX UK FUND	0	2.175.683	2.175.683
**D	HSBC GLOBAL FUND ICAV	0	2.147.444	2.147.444
**D	FRIENDS LIFE FUNDS LIMITED	0	6.254	6.254
**D	AI EUROPE EQUITY EX UK FUND	0	1.079.762	1.079.762
**D	ROYAL LONDON EUROPEAN GROWTH TRUST	0	3.936.076	3.936.076
**D	HSBC MANAGED GROWTH FUND	0	764.676	764.676
**D	THE BRUNNER INVESTMENT TRUST PLC	0	17.384	17.384
**D	THE PRUDENTIAL ASSURANCE COMPANY LTD	0	1.494.864	1.494.864
**D		0	612.349	612.349

EM

200

LISTA ESITO DELLE VOTAZIONE
 Oggetto: Determinazione della durata in carica del Consiglio di Amministrazione
 FAVOREVOLI

Badge	Ragione Sociale	Proprio	Delega	Totale
**D	ROYAL LONDON GROUP PENSION SCHEME	0	138.034	138.034
**D	PRUDENTIAL PENSIONS LIMITED	0	138.830	138.830
**D	HSBC EUROPEAN INDEX FUND	0	2.609.829	2.609.829
**D	HSBC INSTITUTIONAL TRUST SERVICES IRELAND LIMITED RE 1 GRAND CANAL SQUARE GRAND CANAL HARBOUR, DUBLIN, IRELAND	0	0	404.048
**D	404.048	0	618.547	618.547
**D	HSBC EUROPEAN GROWTH FUND	0	35.813	35.813
**D	AXA GLOBAL DISTRIBUTION FUND	0	10.493	10.493
**D	HSBC MANAGED BALANCED FUND	0	103.104	103.104
**D	AI DISTRIBUTION LIFE FUND	0	3.526.193	3.526.193
**D	ROYAL LONDON EUROPEAN GROWTH FUND	0	182.490	182.490
**D	HSBC GLOBAL INVESTMENT FUNDS EUROPEAN EQ	0	511.613	511.613
**D	HSBC ETFs PLC	0	963.546	963.546
**D	HENDERSON INTERNATIONAL INCOME TRUST PLC	0	949.506	949.506
**D	HENDERSON EUROPEAN FOCUS TRUST PLC	0	1.474.392	1.474.392
**D	HSBC GLOBAL INVESTMENT FUNDS	0	68.262	68.262
**D	ROYAL LONDON MUTUAL INSURANCE SOCIETY LTD	0	99.753	99.753
**D	HSBC ETFS	0	2.997.724	2.997.724
**D	PUM BOTHELL EUROPE FUND	0	105.591	105.591
**D	PUM EUROPEAN UNIT TRUST	0	4.410.813	4.410.813
**D	INTERNATIONALE KAPITALANLAGEGESELLSCHAFTMBH	0	342.884	342.884
**D	ALLIANZ CGI SUBFONDS EQUITIES	0	463.819	463.819
**D	SONDERVERMOEGEN ALLIANZGI-FONDS VBE	0	75.246	75.246
**D	SONDERVERMOEGEN ALLIANZGI-FONDS DEW-CO	0	68.692	68.692
**D	SONDERVERMOEGEN ALLIANZGI-FONDS DHCO	0	49.754	49.754
**D	SONDERVERMOEGEN ALLIANZGI-FONDS DSW-DREFO	0	119.374	119.374
**D	SONDERVERMOEGEN ALLIANZGI-FONDS DSW-CO	0	20.454.191	20.454.191
**D	SONDERVERMOEGEN ALLIANZ ADAC AV FONDS	0	157.665	157.665
**D	SONDERVERMOEGEN ALLIANZ INDEXING EUROLAND	0	487.579	487.579
**D	ALLIANZ PV-WS RCM SYSPRO VALUE EUROPE	0	743.580	743.580
**D	ALLIANZ PV-WS RCM SYSPRO VALUE EUROPE	0	444.810	444.810
**D	SONDERVERMOEGEN ALLIANZ RFG FONDS	0	142.747	142.747
**D	ALLIANZ VGI 1 FONDS AGI EQUITIES	0	1.196.329	1.196.329
**D	SONDERVERMOEGEN ALLIANZ VGI 1 FONDS	0	1.279.010	1.279.010
**D	ALLIANZ VGL FONDS RCM GROWTH EUROPE	0	1.279.010	1.279.010
**D	SONDERVERMOEGEN ALLIANZ VKA FONDS	0	262.100	262.100
**D	SONDERVERMOEGEN TINIESA	0	33.830	33.830
**D	SONDERVERMOEGEN ATLAS GI	0	170.813	170.813
**D	INTERNATIONALE KAPITALANLAGEGESELLSCHAFTMBH	0	234.070	234.070
**D	SONDERVERMOEGEN AVAW	0	38.453	38.453
**D	SONDERVERMOEGEN AVS-MF	0	60.710	60.710
**D	NIKKO GLOBAL TRI-ASSET FUND CIBC FINANCIAL CENTRE	0	35.307	35.307
**D	NWT-GRAVITY EUROPEAN EQUITY FUND	0	6.028.938	6.028.938
**D	MELLON OFFSHORE FUNDS C/O CIBC BANK AND TRUST COMPANY (CAYMAN) LIMITE	0	19.230	19.230
**D	EPWORTH INVESTMENT FUND	0	0	0

OPQ

GA

LISTA ESITO DELLE VOTAZIONE

Oggetto: Determinazione della durata in carica del Consiglio di Amministrazione

FAVOREVOLI

Badge	Regione Sociale	Proprio	Delega	Totale
**D	AI STRATEGIC GLOBAL EQUITY FUND	0	2.041.928	2.041.928
**D	SWISS NATIONAL BANK	0	29.573.222	29.573.222
**D	ALPHA ARCHITECT INTERNATIONAL QUANTITATI	0	169.803	169.803
**D	LSV GLOBAL MANAGED VOLATILITY FUND	0	17.300	17.300
**D	LSV GLOBAL VALUE FUND ONE FREEDOM V	0	7.000	7.000
**D	KAYNE RENEWABLE ENERGY INCOME 1800	0	112.081	112.081
**D	ALPHACENTRIC ENERGY INCOME FUND	0	39.900	39.900
**D	KAYNE ANDERSON RENEWABLE INFRAST RUCI PA	0	283.419	283.419
**D	MERRILL LYNCH INTERNATIONAL	0	203.400	203.400
**D	SWISSCANTO ASSET MANAGEMENT AG	0	3.381.387	3.381.387
**D	ALLIANZ GLOBAL INVESTORS GMBH	0	105.035	105.035
**D	WORLDVIEW INVESTMENT FUND	0	89.223	89.223
**D	WIF-EUROPE OPPORTUNITIES FUND	0	210.089	210.089
**D	SONDERVERMOGEN PKME INKA	0	198.189	198.189
**D	SONDERVERMOGEN VIM	0	79.868	79.868
**D	SONDERVERMOGEN FONDS VKV	0	538.760	538.760
**D	SONDERVERMOGEN INKA LUCK FONDS	0	279.999	279.999
**D	INTERNATIONALE KAPITALANLAGEGESELLSCHAFT MBH 21 YORCKSTRASSE, DUESSELDORF, NRW	0	16.300	16.300
**D	SONDERVERMOGEN FONDS CCS	0	26.185	26.185
**D	SCHOLLER-STIFTUNGSFONDS 1 AKTIEN	0	49.321	49.321
**D	WIF-EUROPE DISCOVERY FUND	0	234.397	234.397
**D	MERCER UNHEDGED OVERSEAS SHARES TRUST	0	31.296	31.296
**D	LBPAM ISR AVENIR EURO	0	39.499	39.499
**D	FCP LBPAM ACTIONS VALUE EURO	0	4.379.001	4.379.001
**D	LBPAM ACTIONS EURO LARGE CAP	0	902.912	902.912
**D	LBPAM IRC ACTIONS ISR	0	977.402	977.402
**D	FCP LBPAM DIVERSIFIE FOCUS OBLIG 3 5	0	82.666	82.666
**D	FCP LBPAM ACTIONS CROISSANCE EURO	0	2.450.128	2.450.128
**D	FCP LBPAM IRC ACTIONS EURO MIN VAR	0	220.825	220.825
**D	FCP TOCQUEVILLE DIVIDENDE	0	230.000	230.000
**D	FCP TOCQUEVILLE VALUE EUROPE	0	1.330.000	1.330.000
**D	TOCQUEVILLE MEGATRENDS ISR	0	137.277	137.277
**D	RAYGDT DIVERSIFIE II LBPAM	0	235.333	235.333
**D	SCHRODER GLOBAL ENHANCED INDEX FUND	0	66.490	66.490
**D	BANCO CENTRAL DE TIMOR-LESTE (BCTL)	0	200.632	200.632
**D	SCHRODER GLOBAL MULTI-FACTOR EQUITY FUND	0	257.946	257.946
**D	SCHRODER ADVANCED BETA GLOBAL EQUITY SMA	0	17.759	17.759
**D	SCHRODER QEP GLOBAL CORE FUND	0	204.074	204.074
**D	POSTE INVESTO SOSTENIBILE BANCOPOSTA FON	0	6.961	6.961
**D	BEST INVESTMENT CORPORATION	0	128.355	128.355
**D	MARITIME AND PORT AUTHORITY OF SINGAPORE	0	3.230	3.230
**D	CM-CIC CONVICTIONS EURO	0	390.000	390.000
**D	FCP BRONGNIART AVENIR	0	130.000	130.000

EM

OP1

LISTA ESITO DELLE VOTAZIONE
 Oggetto: Determinazione della durata in carica del Consiglio di Amministrazione
 FAVOREVOLI

Badge	Ragione Sociale	Proprio	Delega	Totale
**D	SICAV MONT	0	125.000	125.000
**D	FCP GAILLON NATURAL RESOURCES	0	593.869	593.869
**D	FCP GAILLON SECTORIEL	0	171.241	171.241
**D	FCP CM-CIC EURO ACTIONS	0	890.516	890.516
**D	FCP AVENIR ALIZES	0	8.000	8.000
**D	UNION EUROPE VALUE	0	1.144.451	1.144.451
**D	FCP UNION EUROPE	0	1.893.362	1.893.362
**D	FCP CIC TECHNO COM	0	107.500	107.500
**D	CM VALEURS ETHIQUES	0	199.701	199.701
**D	CM EUROPE ACTIONS	0	101.681	101.681
**D	FCP BRONGNIART RENDEMENT	0	500.000	500.000
**D	FCP TRANSAT PATRIMOINE 2	0	450.000	450.000
**D	IV FAMILIALE	0	18.000	18.000
**D	CFE ALLOCATION PATRIMOINE 2	0	140.000	140.000
**D	STOCKS FINANCES	0	1.150	1.150
**D	LA BELLE BEAUCHE	0	40.000	40.000
**D	FCP FIDOGEST	0	120.000	120.000
**D	FCP CASIMIRA	0	22.000	22.000
**D	FCP PSGH	0	24.000	24.000
**D	FCP BHV	0	27.389	27.389
**D	FCPE FCF OCP	0	1.700	1.700
**D	DELI GROUPE FOOD	0	12.000	12.000
**D	BARCLAYS FRANCE 30-70	0	3.588	3.588
**D	FCPE AI DIVERSIFIE	0	4.000	4.000
**D	FCPE SERENIS ADAGIO	0	15.000	15.000
**D	LV INVEST	0	8.000	8.000
**D	POINCARE II	0	18.000	18.000
**D	FCP BROUARDEL AVENIR	0	10.000	10.000
**D	FCP JPA	0	15.471	15.471
**D	FCP OFFENSIF AIR LIQUIDE EXPANS	0	300.000	300.000
**D	FCPE CONVERGENCE ACTIONS EUROPE	0	5.000	5.000
**D	LES BRUYERES	0	22.000	22.000
**D	FCPE GROUPE SAMSE	0	11.736	11.736
**D	FCP PYRENEES GLOBAL	0	16.000	16.000
**D	SICAV METISS	0	300.000	300.000
**D	FCP BEL VAL	0	5.418	5.418
**D	FCPE ACCOR DIVERSIFIE	0	26.000	26.000
**D	FCP DAY SOLVAY	0	22.000	22.000
**D	FCP JCD FIVE	0	15.000	15.000
**D	FCPE COFACE	0	1.013	1.013
**D	FCPE LAGARDERE PUBLICITE AUDIO	0	26.000	26.000
**D	FCP CAGNI	0	26.498	26.498
**D	OTIS EP DIVERSITE	0	0	0

62

LISTA ESITO DELLE VOTAZIONI
 Oggetto: Determinazione della durata in carica del Consiglio di Amministrazione
FAVOREVOLI

Badge	Ragione Sociale	Proprio	Delega	Totale
**D	FCP ES GESTION EQUILIBRE	0	397.873	397.873
**D	FCP ES DYNAMIQUE	0	281.044	281.044
**D	FCP ES TEMPERE	0	30.000	30.000
**D	FCP UNI 1	0	81.258	81.258
**D	FCP JET SERVICES	0	11.000	11.000
**D	1504 FCP THALES AVIONICS	0	10.199	10.199
**D	STAUBLI 80 20 CREDIT MUTUEL FCPE	0	10.000	10.000
**D	STAUBLI 50 50 CREDIT MUTUEL FCPE	0	15.000	15.000
**D	FCP SCHUCCO	0	3.760	3.760
**D	FCP PIPE LINE SUD EUROPEEN	0	4.214	4.214
**D	FCP MGE DYNAMIQUE EURO	0	93.000	93.000
**D	LEXMARK DYNAMIQUE	0	6.815	6.815
**D	FCP HENKEL DIVERSIFIE N 1	0	7.300	7.300
**D	FCP GROUPE ROCHE	0	100.000	100.000
**D	FCP GROUPE FORD FRANCE	0	6.245	6.245
**D	1515 FCP GERARD PERRIER	0	7.251	7.251
**D	1448 FCPE GE FACTOFRANCE	0	11.431	11.431
**D	FRESCALE DIVERSIFIE	0	23.194	23.194
**D	1584 FCP FERTILSODEBO	0	17.145	17.145
**D	FCP EUROP ASSISTANCE DIVERSIFIE	0	3.429	3.429
**D	FCP DEGUSSA MIXTE	0	3.000	3.000
**D	FCP DEGUSSA DYNAMIQUE	0	7.000	7.000
**D	FCP CRYOSTAR FRANCE	0	1.654	1.654
**D	1495 FCP CONTINENTAL	0	8.000	8.000
**D	FCP CH RIVER LABORATOIRES FRANCE	0	7.532	7.532
**D	FCP CAPSUGEL	0	13.441	13.441
**D	FCP PROVENCE DIVERSIFIE	0	1.108	1.108
**D	FCP C ET A	0	4.000	4.000
**D	1262 FCP BEHR FRANCE	0	239	239
**D	1327 FCP BQUE SCALBERT DUPONT	0	25.000	25.000
**D	BALL PACKAGING EUROPE	0	2.554	2.554
**D	ARPEGE PREVOYANCE	0	10.000	10.000
**D	FCPE AREVA ACTIONS	0	135.095	135.095
**D	FCP AMORA MAILLE DIVERSIFIE	0	5.000	5.000
**D	ACM ACTIONS PLUS	0	13.657	13.657
**D	ACM ACTIONS	0	17.542	17.542
**D	FCP ARRCO QUANT 1	0	618.745	618.745
**D	KUTXABANK GESTION SGIIC S.A.	0	3.572.117	3.572.117
**D	CAIXABANK ASSET MANAGEMENT, SGI IC, S.A.	0	11.069.288	11.069.288
**D	VIDACALXA, S.A.	0	6.296.349	6.296.349
**D	2054 APG DME BLACKR	0	143.828	143.828
**D	CMAF GLOBAL GROWTH FUND BNYMTCIL	0	68.425	68.425
**D	CMAF GLOBAL BALANCED FUND BNYMTCIL	0	44.340	44.340

EPA

6P3

LISTA ESITO DELLE VOTAZIONE

Oggetto: Determinazione della durata in carica del Consiglio di Amministrazione

FAVOREVOLI

Badge	Ragione Sociale	Proprio	Delega	Totale
**D	EQUATOR ICAV GUILD HOUSE	0	77.285	77.285
**D	CMAF UK GROWTH FUND BNYMTCIL	0	159.675	159.675
**D	CMAF UK BALANCED FUND BNYMTCIL	0	233.945	233.945
**D	THE ROYAL BANK OF SCOTLAND PLC AS TRUSTEE OF THE BLACKROCK BALANCED PORTFOLIO FND	0	650.000	650.000
**D	BARNARD COLLEGE	0	8.285	8.285
**D	GENTLENESS INT STRG	0	85.677	85.677
**D	THE BANK OF NEW YORK MELLON EMPLOYEE BENEFIT COLLECTIVE INVESTMENT FUND PLAN	0	6.212.840	6.212.840
**D	PANAGORA RISK PARITY MULTI ASSET MASTER FUND LTD	0	46.369	46.369
**D	NONUS EQUITY MGRS PORTF 4 LAZARD	0	695.501	695.501
**D	RAILWAYS PENSION TRUSTEE COMPANY LIMITED	0	1.952.261	1.952.261
**D	SHELL CANADA 2007 PENSION PLAN	0	81.182	81.182
**D	SHELL CANADA 2007 PENSION PLAN 400	0	73.939	73.939
**D	FOREST PRESERVE DISTRICT EMPLOYEES ANNUITY AND BENEFIT FUND	0	83.795	83.795
**D	VOLUNTARY EMPLOYEES BENEFICIARY ASSOCIATION SOUTHERN CALIFORNIA EDISON COMPANY	0	24.960	24.960
**D	VOLUNTARY EMPLOYEES BENEFICIARY ASSOCIATION SOUTHERN CALIFORNIA EDISON COMPANY	0	20.321	20.321
**D	VOLUNTARY EMPLOYEES BENEFICIARY ASSOCIATION SOUTHERN CALIFORNIA EDISON COMPANY	0	5.831	5.831
**D	B4306 FRB M LUND REV TR	0	5.444	5.444
**D	B4305 FRB S LUND RES TR FBO B LUND	0	1.157	1.157
**D	BNYMTD BFM BLK SYSTEM CONT EUR FUND	0	37.557	37.557
**D	THE MANUFACTURERS LIFE INSURANCE COMPANY	0	262.934	262.934
**D	NKE 10520 GLOBALE AKTIER SRI	0	2.528.745	2.528.745
**D	2049 APG DME ARROWST	0	353.795	353.795
**D	2048 APG DME LACM GL	0	9.051.443	9.051.443
**D	1256 APG DME ENERGY	0	15.417.821	15.417.821
**D	1253 APG DME CORE EU	0	8.909.322	8.909.322
**D	1135 APG DME STCK SEL	0	159.702	159.702
**D	CBZ CUTT INTERNATIONAL PRINCIPAL	0	41.449	41.449
**D	CONGREGATION OF THE SISTERS OF CHARITY OF THE INCARNATE WORD	0	456.095	456.095
**D	PSBF LAZARD EQUITIES	0	25.511	25.511
**D	USMIA GLOBAL EQUITY	0	403.418	403.418
**D	MIRF ARROWSTREET FOREIGNL	0	265.600	265.600
**D	MIRF ALLIANCE BERNSTEIN F	0	71.795	71.795
**D	OSP LIQUID FUND, LP	0	28.306	28.306
**D	ORSU FOUNDATION ENDOWMENT FUND LP	0	3.351.631	3.351.631
**D	PRU JENNN EQUITY INC PDT1	0	11.500	11.500
**D	THIRTY PERCY FOUNDATION	0	15.229	15.229
**D	MARANIC II LLC	0	29.271	29.271
**D	SYCAMORE INVESTMENT CO LP	0	199.601	199.601
**D	CERVURITE INTERNATIONAL LLC	0	73.519	73.519
**D	LEXINGTON INT, LLC	0	158.932	158.932
**D	JASPER RIDGE DIVERSIFIED TAX EXEMPT LP	0	241.617	241.617
**D	OHIM STRATEGIC PARTNERS LP	0	32.167	32.167
**D	PHILANTHROPAR INVESTMENTS LP	0	34.616	34.616
**D	WINDFALL INVESTMENTS, L.P.	0		

gm

694

LISTA ESITO DELLE VOTAZIONE
 Oggetto: Determinazione della durata in carica del Consiglio di Amministrazione
 FAVOREVOLI

Badge	Ragione Sociale	Proprio	Delega	Totale
**D	TERREBONNE INVESTMENTS, L.P.	0	230.868	230.868
**D	WELLS FARGO BANK N.A.	0	47.939	47.939
**D	WE WELLS FARGO BANK NA	0	67.696	67.696
**D	CENTRAL PENSION FUND OF THE INT UNION OF OPERATING ENGINEERS AND PARTICIPATING EMPLOYERS	0	527.002	527.002
**D	MANULIFE MULTIFACTOR DEVELOPED INTERNATIONAL INDEX	0	20.082	20.082
**D	MANULIFE GLOBAL EQUITY FUND LP	0	772	772
**D	CANDENCE GLOBAL EQUITY FUND LP	0	245.435	245.435
**D	IQ 500 INTERNATIONAL ETF	0	40.079	40.079
**D	SUBSIDIZED SCHOOLS PROVIDENT FUND	0	2.759.856	2.759.856
**D	INTL EQUITY FUND MONDRIAN	0	102.096	102.096
**D	THE HODSON TRUST	0	45.730	45.730
**D	DRMA LTD	0	129.251	129.251
**D	BNY MELLON FND MNT CAYMAN LTD AS TRUSTEE OF FRONTIER GATE GLOBAL EQUITY FND	0	84.521	84.521
**D	DEUTSCHE ASSET MANAGEMENT INVESTMENT GMBH ON BEHALF OF DEUTSCHE DCG EQ	0	28.291	28.291
**D	FIRST INITIATIVES INSURANCE LIMITED	0	121.497	121.497
**D	CATHOLIC HEALTH INITIATIVES MASTER TRUST	0	218.186	218.186
**D	CHI OPERATING INVESTMENT PROGRAM L.P.	0	148.352	148.352
**D	ALAS INV SERVICESMONDRIAN INV	0	8.111	8.111
**D	XTRACKERS MSCI KOKUSAI EQUITY ETF	0	15.680	15.680
**D	BNY MELLON INTERNATIONAL EQUITY ETF	0	232.679	232.679
**D	CITI RETIREMENT SAVINGS PLAN	0	10.150	10.150
**D	BOK TRANSO ENERGY EMP WEL BEN TR	0	20.576	20.576
**D	BNYMTCIL CGF WDEQ LA	0	71.020	71.020
**D	DEFN LAZARD ASSET MGMT	0	77.011	77.011
**D	MSAR SCHRODER	0	217.688	217.688
**D	AUTORIDADE MONETARIA DE MACAU	0	91.518	91.518
**D	THE STELLAR FUND	0	166.827	166.827
**D	THE BOSTON COMPANY INC POOLED EMPLOYEE INTERNATIONAL EQUITY FUND	0	65.300	65.300
**D	UNEMPLOYMENT PENSION FUND	0	1.018.500	1.018.500
**D	GREAT WEST INTERNATIONAL GROWTH FUND	0	60.043	60.043
**D	THE COMMONWEALTH FUND	0	61.900	61.900
**D	GREAT WEST CORE STRATEGIES INTERNATIONAL EQUITY FUND	0	28.454	28.454
**D	GREAT WEST CORE STRATEGIES INTERNATIONAL EQUITY FUND	0	197.088	197.088
**D	KAPITALEORENINGEN MP INVEST BASIS 3 NYKKREDIT PORTEFOLJE ADMINISTRATI ADMINISTRATION A/S	0	366.298	366.298
**D	DT INTERNATIONAL STOCK INDEX FUND	0	164.839	164.839
**D	NATWEST TDS DEP BNYM RM GLO EQ FUND	0	16.346	16.346
**D	55041 KUP GLOBALE AKTIER IV	0	114.637	114.637
**D	ARCONIC CORP PENSION PLANS MASTER TRUST	0	530.100	530.100
**D	NON US EQUITY MGRS PORT 4 LSV	0	41.645	41.645
**D	THE NATURE CONSERVANCY WORLDWIDE OFFICE	0	206.195	206.195
**D	GS TACS MARKET CONTINUOUS INTERNATIONAL	0	1.353	1.353
**D	NONUS EQ MANAGERS FORT 3ACADIANAN	0	179.300	179.300
**D	LSV NONUS EQUITY LLCIC	0	83.275	83.275
**D	SUBSIDIZED SCHOOLS P FUND NORTHERN	0	0	0

69

Assemblea Ordinaria del 14 maggio 2020

ENEL S.p.A.

LISTA ESITO DELLE VOTAZIONE
 Oggetto: Determinazione della durata in carica del Consiglio di Amministrazione
 FAVOREVOLI

Badge	Ragione Sociale	Proprio	Delega	Totale
**D	THE HARTFORD RETIREMENT PLAN TRUST FOR US EMPLOYEES	0	137.978	137.978
**D	WILLIS TOWERS WATSON GROUP TRUST	0	8.475	8.475
**D	WILLIS TOWERS WATSON GROUP TRUST	0	453.268	453.268
**D	ARCONIC RETIREMENT PLANS MASTER TRUST	0	51.184	51.184
**D	INVL BESS LP	0	46.566	46.566
**D	56038 IP LOW RISK EQUITIES I	0	1.839.474	1.839.474
**D	INVESTIN PRO F.M.B.A.	0	3.353.671	3.353.671
**D	56037 IP LOW RISK EQUITIES II	0	1.873.992	1.873.992
**D	INVESCO PERPETUAL GLOBAL BALANCED INDEX FUND	0	25.409	25.409
**D	INVESCO PERPETUAL GLOBAL EX UK CORE EQUITY INDEX FUND	0	100.217	100.217
**D	INTERNATIONAL EQUITY FUND	0	154.013	154.013
**D	KAPITALFORENINGEN EMD INVEST, GLOBALE AK TIER/II	0	31.351	31.351
**D	KAPITALFORENINGEN EMD INVEST, GLOBALE AK TIER/III	0	78.631	78.631
**D	55002 UP EUROPAEISKE AKTIER	0	800.170	800.170
**D	QS INTERNATIONAL EQUITY FUND	0	220.000	220.000
**D	DEP OF SSGA NONUS EQUITY B2	0	47.853	47.853
**D	DEP OF SSGA NONUS EQUITY B1	0	45.828	45.828
**D	DEP OF SSGA NONUS EQUITY R2	0	44.774	44.774
**D	DEP OF SSGA NONUS EQUITY H1	0	36.187	36.187
**D	THE CONSOLIDATED EDISON PENSION PLAN MASTER TRUST	0	2.022.310	2.022.310
**D	MULT BOS WITH SAME RESIDENCY	0	314.529	314.529
**D	SARASIN AND PARTNERS LLP	0	182.032	182.032
**D	SIM OMNIBUS SARASIN INVEST MGMT	0	455.901	455.901
**D	SP LLP UK CHARITIES CLIENTS AC	0	4.947.567	4.947.567
**D	PFT STRATEGIES PORTFOLIO	0	5.459	5.459
**D	STICHTING BEDRIJFSPENSIOENFONDS	0	421.183	421.183
**D	STICHTING SPOORWEGPENSIOENFONDS	0	50.772	50.772
**D	THE FALKLAND ISLANDS GOVERNMENT FALKLAND ISLANDS GOVERNMENT GROWTH FUND	0	279.643	279.643
**D	THE FALKLANDS ISLANDS GOVERNMENT	0	205.222	205.222
**D	BNYMTCL LAZARD GIB STRTGC EQTY FD	0	20.357	20.357
**D	BNYMTD UK LIMITED AS TRUSTEE OF CF CATALYST TRUST	0	274.100	274.100
**D	PENDENNIS FUND	0	67.140	67.140
**D	VY FRANKLIN INCOME PORTFOLIO	0	7.545	7.545
**D	ALAMOSA LLC	0	18.396	18.396
**D	RED DIAMOND INTERNATIONAL EQUITY LP	0	21.852	21.852
**D	RIVER PARTNERS GLOBAL EQUITY, LLC	0	1.969	1.969
**D	UMC BENEFIT BOARD, INC	0	2.388.906	2.388.906
**D	WESPETH FUNDS TRUST	0	351.515	351.515
**D	GENERAL MILLS GROUP TRUST	0	89.342	89.342
**D	CENTRAL PENSION FUND OF THE INTERNATIONAL UNION OF OPERATING ENGINEERS AND PARTICIPATING EMPLOYERS	0	316.877	316.877
**D	VOYA GLOBAL HIGH DIVIDEND LOW VOLATILITY FUND	0	3.618	3.618
**D	FIRSTENERGY SYSTEM MASTER RETIREMENT TRUST	0	246.200	246.200

24

696

LISTA ESITO DELLE VOTAZIONE
 Oggetto: Determinazione della durata in carica del Consiglio di Amministrazione
FAVOREVOLI

Badge	Ragione Sociale	Proprio	Delega	Totale
**D	LEGAL AND GENERAL UCITS ETF PLC	0	252.840	252.840
**D	BNYMCIL WINTON GLOBAL EQUITY FD TR	0	5.129	5.129
**D	GEORGIA TECH FOUNDATION	0	17.481	17.481
**D	VANGUARD EUROPEAN STOCK INDEX FUND	0	13.750.659	13.750.659
**D	VANGUARD FTSE ALL-WORLD EX US INDEX FUND	0	14.223.632	14.223.632
**D	BMO DTC EQ COM VALUE LAZARD	0	289.421	289.421
**D	BMO FBO DTC INTL EQ COL VAL LAZARD	0	10.906	10.906
**D	THE ZEDRA FIDUCIARY INVESTMENT FUND LTD	0	133.211	133.211
**D	OSSIAM IRL ICAV	0	148.749	148.749
**D	PCHE LSV ASSET MGMT	0	38.800	38.800
**D	CADENCE GLOBAL EQUITY FUND LP	0	3.332	3.332
**D	ENY MELLON GLOBAL INFRASTRUCTURE INCOME FUND	0	129.978	129.978
**D	R.K. MELLON INTERNATIONAL FUND.	0	169.168	169.168
**D	RICHARD KING MELLON FDN	0	303.297	303.297
**D	CDW 73 IRR PARA GL	0	4.076	4.076
**D	1975 IRREV TRUST OF C D WEYERHAEUSER	0	8.805	8.805
**D	WEW TRUST NUMBER ONE	0	995	995
**D	STEWARDSHIP FOUNDATION	0	3.655	3.655
**D	SEQUOIA FOUNDATION	0	279	279
**D	FOREST FOUNDATION	0	1.052	1.052
**D	DYNAMIC EQUITY GLOBAL EQUITY MANAGERS PORTFOLIOS SERIES	0	195.037	195.037
**D	SAN DIEGO COUNTY EMPLOYEES RETIREMENT ASSOCIATION	0	298.778	298.778
**D	CF DV INTERNATIONAL STOCK INDEX FUND	0	335.870	335.870
**D	ENY MELLON FOUNDATION BY CHARLES WARD SEABURY AND LOUISE LOVETT SEABURY	0	4.718	4.718
**D	LLOYD'S REGISTER FOUNDATION	0	485.729	485.729
**D	UPMC BMO FCP	0	97.645	97.645
**D	THE PRUDENTIAL SERIES FUND NATURAL RESOURCES PORTFOLIO	0	396.125	396.125
**D	1895 FONDS FGR	0	908.142	908.142
**D	PACIFIC FUNDS DIVERSIFIED INCOME	0	1.967	1.967
**D	PHILADELPHIA GAS WORKS PENSION PLAN	0	14.175	14.175
**D	ROBECO PORTFOLIO TRUST ROBECO BOSTON PARTNERS INTERNATIONAL EQUITY FUND	0	35.483	35.483
**D	FIRST STATE INVESTMENTS ICVC FIRST STATE DIVERSIFIED GROWTH FUND	0	2.332	2.332
**D	IVY PROSHARES MSCI ACWI INDEX FUND	0	19.284	19.284
**D	BCT POOLED INVESTMENT FUND SERIES SMART EUROPEAN EQUITY FUND	0	59.108	59.108
**D	BCT POOLED INVESTMENT FUND SERIES DYNAMIC EUROPEAN EQUITY FUND	0	325.542	325.542
**D	THE UNIVERSITY COURT OF THE UNIVERSITY OF GLASGOW	0	48.885	48.885
**D	UNIVERSITY OF WISCONSIN FOUNDATION	0	153.785	153.785
**D	AUTO CLUB GROUP	0	48.310	48.310
**D	STICHTING DEPOSITARY AFG DEVELOPED MARKETS EQUITY POOL	0	6.011.478	6.011.478
**D	SAN FRANCISCO CITY AND COUNTY EMPLOYEES RETIREMENT SYSTEM	0	1.032.101	1.032.101
**D	RPL BERNSTEIN NON EQ	0	8.150	8.150
**D	ACADIAN INTERNATIONAL ALL-CAP FUND	0	66.815	66.815
**D	OTICE-OICL OCICL FZENA	0	604.475	604.475

OPX

SM

LISTA ESITO DELLE VOTAZIONE

Oggetto: Determinazione della durata in carica del Consiglio di Amministrazione
FAVOREVOLI

Badge	Ragione Sociale	Proprio	Delega	Totale
**D	RWSF CIT EAFE	0	1.251.257	1.251.257
**D	RWSF CIT ACWIEUX	0	997.584	997.584
**D	RWSF CIT ACWI	0	1.601.257	1.601.257
**D	FIDELITY SALEM STREET TRUST FIDELITY SAI INTERNATIONAL INDEX FUND	0	3.217.074	3.217.074
**D	TEXAS UTILITIES QUAL NDT PARTNERSHIP	0	11.941	11.941
**D	RCB AVOIRS OPCVM	0	309.313	309.313
**D	ZVK DEAM SPK	0	220.000	220.000
**D	GLOBAL ATLANTIC GOLDMAN SACHS GLOBAL EQUITY INSIGHTS PORTFOLIO	0	2.651	2.651
**D	GLOBAL ATLANTIC BLACKROCK DISCIPLINED INTERNATIONAL CORE PORTFOLIO	0	28.815	28.815
**D	VERSUS CAPITAL REAL ASSETS FUND LLC	0	423.200	423.200
**D	THE BOSTON COMPANY ASSET MANAGEMENT	0	122.654	122.654
**D	THE SULTANATE OF OMAN MINISTRY OF DEFENCE PENSION FUND	0	293.615	293.615
**D	INVERSCO MARKETS II PLC	0	55.584	55.584
**D	MAN GLG EUROPEAN ALPHA INCOME FUND	0	55.000	55.000
**D	WF FAINT STATE STREET GLOBAL SERV	0	147.787	147.787
**D	WF MFS LTD EAFE GLOBAL	0	57.281	57.281
**D	BNYMTD AMITY EUROPEAN FUND	0	330.000	330.000
**D	C9W CITYW FD PARAMETRIC	0	15.826	15.826
**D	MOTHER CABRINI HEALTH FOUNDATION, INC.	0	258.963	258.963
**D	GEORGETOWN UNIVERSITY	0	158.370	158.370
**D	UTIMCO SP II LLC	0	19.467	19.467
**D	BBVAGESTEXTPENSIONS	0	198.106	198.106
**D	STATE OF WISCONSIN INVESTMENT BOARD	0	42.886	42.886
**D	MONDRIAN EMERGING MARKETS EQUITY TREASURER OF THE STATE OF NORTH CAROLINA EQUITY INVESTMENT FUND POOLED TRUST	0	0	0
**D	6.208.999	0	6.208.999	6.208.999
**D	BLACKROCK ACWI USIMI	0	2.593.937	2.593.937
**D	BLACKROCK GLOBAL FUNDS	0	22.839.804	22.839.804
**D	VIRTUS DUFF AND PHELPS GLOBAL INFRASTRUCTURE FUND	0	156.915	156.915
**D	ALICNY BLACKROCK GBL EQUITY	0	39.261	39.261
**D	IOWA PUBLIC EMPLOYEES RETIREMENT SYSTEM	0	1.767.116	1.767.116
**D	IOWA PUBLIC EMPLOYEES RETIREMENT SYSTEM	0	289.289	289.289
**D	NINA ISIF IILIM EUROPEAN EQUITY	0	277.243	277.243
**D	WF AND CO CASH PLN EVERGN INV 1	0	151.371	151.371
**D	WF AND CO CASH PLN MONDN INV PT	0	844.916	844.916
**D	MAN FUNDS PLC	0	168.500	168.500
**D	THE EUROPEAN CENTRAL BANK	0	419.063	419.063
**D	PS SP INFL DEVEL MOMENTUM PORT	0	7.398	7.398
**D	PUBLIC SERVICE ENTERPRISE GROUP INC MASTER DEFINED BENEFIT RETIREMENT TRUST	0	1.442.464	1.442.464
**D	AL TRUST H3 FONDS SPK	0	426.363	426.363
**D	AL TRUST FONDS SP 7 SPK	0	828.674	828.674
**D	ATIVO CAPITAL	0	43.920	43.920
**D	ADVANCED SERIES TRUST - AST FI PYRAMIS QUANTITATIVE PORTFOLIO	0	234.462	234.462
**D	SLI SICAV GBL FOCUSED STRATEGIES FD	0	124.267	124.267

698

GA

LISTA ESITO DELLE VOTAZIONE
 Oggetto: Determinazione della durata in carica del Consiglio di Amministrazione
 FAVOREVOLI

Badge	Ragione Sociale	Proprio	Delega	Totale
**D	SLI GBL SICAV CON EU EQ IN FD	0	69.230	69.230
**D	SLI GLOBAL ABSOLUTE RET STRATEGIES	0	2.408.043	2.408.043
**D	SLI GLOBAL ABSOLUTES FUND	0	218.872	218.872
**D	SLI EUROPEAN EQUITIES FUND	0	154.989	154.989
**D	SLI EUROPEAN EQUITY UNCONSTRAINED	0	128.847	128.847
**D	ONFF WILLIAM BLAIR NONUS	0	61.516	61.516
**D	DIOCESE OF VENICE PENSION PLAN AND TRUST	0	10.804	10.804
**D	DFJF MCM MSCI WORLD FD	0	98.621	98.621
**D	HP INC. MASTER TRUST	0	342.854	342.854
**D	FIRE AND POLICE PENSION ASSOCIATION OF COLORADO	0	139.876	139.876
**D	RHODE ISLAND EMPLOYEES RETIREMENT SYSTEMS POOLED TRUST	0	260.547	260.547
**D	CE8F WILLIAM BLAIR IACG	0	391.928	391.928
**D	CE8F LEIA ATIVO IE	0	28.640	28.640
**D	CE8F LAZARD ILCE	0	1.293.907	1.293.907
**D	PUBLIC EMPLOYEE RETIREMENT SYSTEM OF IDAHO	0	1.430.098	1.430.098
**D	PUBLIC EMPLOYEE RETIREMENT SYSTEM OF IDAHO	0	959.910	959.910
**D	PUBLIC EMPLOYEE RETIREMENT SYSTEM OF IDAHO	0	440.739	440.739
**D	PITTSBURGH THEOLOGICAL SEMINARY OF THE PRESBYTERIAN CHURCH	0	14.326	14.326
**D	RAYTHEON MASTER PENSION TRUST	0	368.949	368.949
**D	RAYTHEON MASTER PENSION TRUST	0	509.300	509.300
**D	RAYTHEON MASTER PENSION TRUST	0	335.646	335.646
**D	CZ AANDELEN SSGA	0	81.472	81.472
**D	PGVF SSGA	0	8.102	8.102
**D	PGEF PG E QUALIFIED PANAGORA EAFE	0	232.085	232.085
**D	PDBF NUVEEN	0	284.823	284.823
**D	DWS INVESTMENT GMBH ON BEHALF OF DEAM FONDS ZDV	0	151.500	151.500
**D	CENTRAL STATES SE AND SW H AND W FUNDS	0	266.400	266.400
**D	CE8F STRATEGIC GBL EAFE	0	45.120	45.120
**D	BNMTCIL MAN NUMERIC GLOBAL EQ TR	0	3.500	3.500
**D	HIGF HGLD PBINE WLGTN CF	0	9.314	9.314
**D	HGRF HGLD PBINF WLGTN	0	18.869	18.869
**D	CITY OF NEW YORK DEFERRED COMPENSATION PLAN	0	1.839.357	1.839.357
**D	MO3F MARATHON WELLINGTN	0	44.657	44.657
**D	VANGUARD INTL HIGH DIV YLD INDEX FD	0	1.429.076	1.429.076
**D	NSNF PARA EAFE PI 2	0	43.914	43.914
**D	NSNF PARA EAFE PI 1	0	39.937	39.937
**D	NSNF PARA EAFE MONTI	0	49.788	49.788
**D	MINISTER FOR FINANCE AND IRELAND STRATEGIC INVESTMENT FUND ISIF	0	11.070	11.070
**D	INVESCO FUNDS	0	15.304.065	15.304.065
**D	STICHTING BEWAAREDER ACHMEA BELEGINGSFOOLS AIM ANW E7AF2026002	0	1.401.413	1.401.413
**D	ALASKA PERMANENT FUND CORPORATION	0	2.797.490	2.797.490
**D	PUBLIC SCHOOL TEACHERS' PENSIONAND RETIREMENT FUND OF CHICAGO	0	8.070	8.070
**D	DUKE ENERGY QUALIFIED NUCLEAR DECOMMISSIONING	0	308.687	308.687

6PP

57

LISTA ESITO DELLE VOTAZIONE
 Oggetto: Determinazione della durata in carica del Consiglio di Amministrazione
 FAVOREVOLI

Badge	Regione Sociale	Proprio	Delega	Totale
**D	VOYA INTERNATIONAL CORE FUND	0	260.065	260.065
**D	AUTO CLUB INSURANCE ASSOCIATION	0	148.845	148.845
**D	PUBLIC EMPLOYEES RETIREMENT ASSOCIATION OF NEW MEXICO	0	319.620	319.620
**D	STANLEY LSV STANLEY BLACK AND DECKER INC PENSION MASTER TRUST	0	115.700	115.700
**D	SCHOOL EMPLOYEES RETIREMENT SYSTEM OF OHIO	0	366.502	366.502
**D	SCHOOL EMPLOYEES RETIREMENT SYSTEM OF OHIO	0	379.700	379.700
**D	PUBLIC EMPLOYEES RETIREMENT SYSTEM OF MISSISSIPPI	0	806.963	806.963
**D	PUBLIC EMPLOYEES RETIREMENT SYSTEM OF MISSISSIPPI	0	106.187	106.187
**D	KENTUCKY RETIREMENT SYSTEMS INSURANCE TRUST FUND	0	482.353	482.353
**D	KENTUCKY RETIREMENT SYSTEMS INSURANCE TRUST FUND	0	321.100	321.100
**D	KENTUCKY RETIREMENT SYSTEMS INSURANCE TRUST FUND	0	259.717	259.717
**D	KENTUCKY RETIREMENT SYSTEMS INSURANCE TRUST FUND	0	1.095.982	1.095.982
**D	KENTUCKY RETIREMENT SYSTEMS	0	759.700	759.700
**D	KENTUCKY RETIREMENT SYSTEMS	0	473.908	473.908
**D	KENTUCKY RETIREMENT SYSTEMS	0	743.303	743.303
**D	INDIANA PUBLIC RETIREMENT SYSTEM	0	164.861	164.861
**D	INDIANA PUBLIC RETIREMENT SYSTEM	0	116.042	116.042
**D	GENERAL MILLS INVESTMENT TRUST	0	92.945	92.945
**D	SDG AND E QUALIFIED NUCLEAR DECOMMISSIONING TRUST PARTNERSHIP	0	308.133	308.133
**D	VOYA MUTLI MANAGER INTERNATIONAL FACTORS FUND	0	53.564	53.564
**D	VERIZON MASTER SAVINGS TRUST	0	166.193	166.193
**D	VEBA PARTNERSHIP N L P	0	407.128	407.128
**D	VEBA PARTNERSHIP N L P	0	30.514	30.514
**D	BELL ATLANTIC MASTER TRUST	0	678.480	678.480
**D	BELL ATLANTIC MASTER TRUST	0	628.690	628.690
**D	BELL ATLANTIC MASTER TRUST	0	224.550	224.550
**D	BELL ATLANTIC MASTER TRUST	0	19.421	19.421
**D	UNITED STATES ARMY NONAPPROPRIATED FUND EMPLOYEE RETIREMENT PLAN TRUST	0	908.825	908.825
**D	EMPLOYEES' RETIREMENT SYSTEM OF THE STATE OF HAWAII	0	77.033	77.033
**D	SOUTH DAKOTA RETIREMENT SYSTEM	0	5.316.665	5.316.665
**D	STATE OF SOUTH DAKOTA	0	41.701	41.701
**D	PENSION RESERVES INVESTMENT TRUST FUND	0	1.128.831	1.128.831
**D	METROPOLITAN WATER RECLAMATION DISTRICT RETIREMENT FUND	0	261.611	261.611
**D	ACADIAN ALL COUNTRY WORLD EX US FUND	0	1.362.371	1.362.371
**D	METROPOLITAN EMPLOYEE BENEFIT SYSTEM	0	1.580.141	1.580.141
**D	FLORIDA RETIREMENT SYSTEM	0	134.579	134.579
**D	BLACKROCK WORLD EX FLORIDA RET SYS	0	59.338	59.338
**D	FLORIDA RETIREMENT SYSTEM	0	420.371	420.371
**D	PENN SERIES DEV INTL INDEX FUND	0	688.000	688.000
**D	FLORIDA RETIREMENT SYSTEM	0	316.516	316.516
**D	EMPLOYEES RETIREMENT SYSTEM OF TEXAS	0	5.574.342	5.574.342
**D	BLK COMTS INC INV TST INV PE BNYMTD	0	10.560.045	10.560.045
**D	BNYMTD BLK CONT EUR EQ TRCK FD INV	0	93.547	93.547
**D	BNYMTD BLK CONTINENTAL EURO INC	0		
**D	UPMC BMO PENSION	0		

57

70

LISTA ESITO DELLE VOTAZIONE

Oggetto: Determinazione della durata in carica del Consiglio di Amministrazione

FAVOREVOLI

Badge	Ragione Sociale	Proprio	Delega	Totale
**D	UTC EDHEC BLACKROCK UNITED TECHNOLOGIES CORPORATION MASTER RETIREMENT	0	40.301	40.301
**D	TEA BLACKROCK INC INTL	0	1.999.912	1.999.912
**D	NV RBIF ALLNCBRNSUN INTL EQ	0	74.536	74.536
**D	NV PERS SSGA EAFE INDEX PUBLIC EMPLOYEES RETIREMENT SYSTEM OF NEVADA	0	2.546.628	2.546.628
**D	NV PERS MELLON CAPITAL INDEX	0	2.389.210	2.389.210
**D	LOUISIANA STATE ERS TERROR FREE INT	0	1.354	1.354
**D	LOUISIANA STATE ERS MONDRIAN LG CAP	0	13.615	13.615
**D	LOUISIANA STATE ERS MSCI EXUS INDEX	0	10.201	10.201
**D	IVY APOLLO MLT ASSET INC GEI IVY	0	539.823	539.823
**D	ENSIGN PEAK CP LSV INTL LARGE	0	617.700	617.700
**D	ENSIGN PEAK EAFE LSV ASSET	0	2.567.000	2.567.000
**D	PRINCIPAL GLOBAL INVESTORS FUNDS	0	5.484	5.484
**D	UPMC BMO	0	81.476	81.476
**D	AST INTL VAL LAZARD PD42	0	1.476.092	1.476.092
**D	AST ADVANCED STRAT LSV PD15	0	680.500	680.500
**D	AST INTL VALUE LSV FD41	0	624.400	624.400
**D	BLL AQUIL LIFEGL03000 FMEN WBT INDFD	0	346.917	346.917
**D	POOL RE L AND G MSCI EQ	0	167.993	167.993
**D	POOL RE JPM REI EQUITY	0	81.706	81.706
**D	AST GS MULTI ASSET PORT LIQ PDHB	0	16.015	16.015
**D	STATE BOARD OF ADMINISTRATION OF FLORIDA	0	184.247	184.247
**D	IVY GLBL EQUITY INC	0	2.277.699	2.277.699
**D	SRP AQR	0	342.460	342.460
**D	IVY VIP GLOBAL EQUITY INCOME	0	1.078.445	1.078.445
**D	IOWA PUBLIC EMPLOYEES RETIREMENT SYSTEM	0	92.153	92.153
**D	METROPOLITAN LIFE INSURANCE COMPANY	0	423.219	423.219
**D	IMASCO HOLDINGS GRP INC AND PARTICIPATING AFFILIATES RETIREMENT PLAN	0	18.720	18.720
**D	ENERGY INSURANCE MUTUAL LIMITED	0	39.882	39.882
**D	AL TRUST AKTIEN EUROPA SPK	0	60.023	60.023
**D	UPS GROUP TRUST	0	484.117	484.117
**D	TENNESSEE VALLEY AUTHORITY RETIREMENT SYSTEM	0	25.682	25.682
**D	TENNESSEE VALLEY AUTHORITY RETIREMENT SYSTEM	0	8.786	8.786
**D	TENNESSEE VALLEY AUTHORITY RETIREMENT SYSTEM	0	181.381	181.381
**D	TENNESSEE VALLEY AUTHORITY RETIREMENT SYSTEM	0	53.819	53.819
**D	SOUTH CAROLINA RETIREMENT SYSTEMS GROUPTRUST	0	1.515.290	1.515.290
**D	THE STATE OF CONNECTICUT ACTINGTHROUGH ITS TREASURER	0	1.021.326	1.021.326
**D	BOARD OF PENSIONS OF THE EVANGELICAL LUTHERAN CHURCH IN AMERICA	0	183.187	183.187
**D	BOARD OF PENSIONS OF THE EVANGELICAL LUTHERAN CHURCH IN AMERICA	0	1.027.866	1.027.866
**D	ARKANSAS PUBLIC EMPLOYEES RETIREMENT SYSTEM	0	136.236	136.236
**D	SANTA BARBARA COUNTY EMPLOYEESRETIREMENT SYSTEM	0	4.079	4.079
**D	BANK OF KOREA	0	595.155	595.155
**D	THE BANK OF KOREA	0	911.020	911.020
**D	BNY MELLON GLOBAL FUNDS PLC	0	32.400	32.400
**D	IWHF LSV ASSET INVESTMENT	0		

EM

201

LISTA ESITO DELLE VOTAZIONE
 Oggetto: Determinazione della durata in carica del Consiglio di Amministrazione
FAVOREVOLI

Badge	Ragione Sociale	Proprio	Delega	Totale
**D	NON US EQUITY MGRS PORT I LAZARD	0	136.873	136.873
**D	PFI INTL EQUITY INDEX FUND	0	664.851	664.851
**D	VIRTUS TOTAL RETURN FUND INC.	0	630.290	630.290
**D	VIRTUS TOTAL RETURN FUND INC.	0	116.495	116.495
**D	ALLSTATE LIFE INSURANCE COMPANY	0	20.900	20.900
**D	SARATOGA INTERNATIONAL EQUITY PORTFOLIO	0	7.542	7.542
**D	THE AMERICAN UNIVERSITY IN CAIRO	0	39.255	39.255
**D	VOYA BALANCED PORT INTL VALUE	0	1.366.465	1.366.465
**D	VOYA INTERNATIONAL INDEX PORTFOLIO	0	338.149	338.149
**D	VOYA INFSTRCTR INDUST AND MATRUSFD	0	97.580	97.580
**D	VOYA GLOBAL EQUITY PORTFOLIO	0	90.716	90.716
**D	MINISTERS AND MISENRES BENEFIT BRD OF AMERICAN BPTST CHURGRES	0	162.803	162.803
**D	FRXF WILLIAM BLAIR CO	0	26.690	26.690
**D	ERYF ATTIVO CAPITAL	0	194.080	194.080
**D	CALIFORN ENDOW LAZARD	0	197.837	197.837
**D	VOYA MM INTL EQUITY FUND LAZARD	0	3.112	3.112
**D	RBS INVESTMENT FUNDS ICVC MANAGED INCOME FUND	0	35.798	35.798
**D	VOYA GLOBAL EQUITY FUND	0	38.756	38.756
**D	DEUTSCHE XTRK MSCI EMU HDG EQ ETF	0	1.600.000	1.600.000
**D	AXA MFS FINANCIAL DAC	0	11.269	11.269
**D	GS ACTIVEBETA EUROPE ETF	0	525.405	525.405
**D	GS ACTIVE BETA INTL EQUITY ETF	0	275.388	275.388
**D	FVC DIVERSIFIED INTERNATIONAL AC	0	14.446.341	14.446.341
**D	PFI DIVERSIFIED INTERNATIONAL FUND	0	53.000	53.000
**D	BNYMCIL LM QS MV EURO EQ GAI FD	0	284.229	284.229
**D	CTJ RE STANLIB GLOBAL EQUITY FD AB	0	54.000	54.000
**D	BNYTD CF CANLIFE GBL INFERA FD	0	100.243	100.243
**D	PGIF EUROPEAN EQUITY FUND BNYMCIL	0	85.749	85.749
**D	PFI OVERSEAS FD PMC	0	549.402	549.402
**D	PFI INTERNATIONAL FD I ORIGIN	0	192.000	192.000
**D	PFI OVERSEAS FD BHMS	0	3.232.159	3.232.159
**D	BNYMCIL LAZARD EUROPEAN EQUITY FUN	0	138.417	138.417
**D	INVERSCO STRATEGIC DEVELOPED EX-US ETF	0	228.943	228.943
**D	KAPITALANLAGESELSCHAFT MBH	0	55.248	55.248
**D	MAPPRE MSV LIFE PLC	0	423.304	423.304
**D	VY TEMPLETON FOREIGN EQUITY	0	674.429	674.429
**D	VOYA INTERNATIONAL HIGH DIVIDEND EQUITY INCOME FUND	0	169.730	169.730
**D	VOYA GLOBAL EQUITY DIVIDEND AND PREMIUM OPPORTUNITY FUND	0	18.427	18.427
**D	VOYA GLOBAL ADVANTAGE AND PREMIUM OPPORTUNITY FUND	0	95.496	95.496
**D	VOYA GLOBAL EQUITY DIVIDEND FUND	0	30.998	30.998
**D	INVERSCO S AND P EUROPE 350 EQUAL WEIGHT INDEX ETF	0	8.062	8.062
**D	ID 50 PERCENT HEDGED FTSE EURO ETF	0	1.322	1.322
**D		0	7.784	7.784

GA

Fol

LISTA ESITO DELLE VOTAZIONE
 Oggetto: Determinazione della durata in carica del Consiglio di Amministrazione
 FAVOREVOLI

Badge	Ragione Sociale	Proprio	Delega	Totale
**D	IQ 50 PERCENT HEDGED FTSE INTL ETF	0	154.495	154.495
**D	ALLSTATE INSURANCE CO BLACKROCK	0	245.092	245.092
**D	GREATLINK SUPREME ACADIAN	0	13.051	13.051
**D	LUX NYKREDIT GLOBAL EQUITIES	0	563.819	563.819
**D	CEP DEP IP GLOBAL EX UK ENHAN IND	0	31.555	31.555
**D	CEP DEP IP EUROPEAN EQUITY	0	3.018.432	3.018.432
**D	NKB 31004 INV MM INVEST EUROPA AKK	0	655.330	655.330
**D	NYKREDIT INVEST GLOBALE AKTIER SRI	0	477.778	477.778
**D	NYKREDIT INVEST TARTISK ALLOKERING	0	125.761	125.761
**D	NKB INVEST GLOBALE AKTIER BASIS	0	41.213	41.213
**D	CEP DEP IP EUROPEAN HIGH INCOME	0	34.608	34.608
**D	CEP DEP IP EUROPEAN EQTY INCOME	0	1.667.588	1.667.588
**D	PUBLIC EMPLOYEES RETIREMENT SYSTEM OF MISSISSIPPI	0	1.119.031	1.119.031
**D	POWERSHARES S AND P GLOBAL EX CANADA HIGH DIVIDEND LOW VOLATILITY INDEX ETF	0	13.177	13.177
**D	NATIONAL ELEVATOR INDUSTRY HEALTH BENEFIT PLAN	0	111.100	111.100
**D	DUFF AND PHELPS GLOBAL UTILITY INCOME FUND INC	0	3.013.959	3.013.959
**D	EMPLOYEES RETIREMENT TRUST OF BANK OF MONTREAL HARRIS	0	143.139	143.139
**D	HRCD RPMT HAP RHUMBLINE RAFI	0	4.038	4.038
**D	NATWEST DEP SPF EUROPE EQ SSGA	0	138.954	138.954
**D	PS FTSE LO BT EQ WT PORT	0	2.560	2.560
**D	FLORIDA RETIREMENT SYSTEM	0	2.466.383	2.466.383
**D	FLORIDA RETIREMENT SYSTEM	0	3.131.733	3.131.733
**D	HRCD RPMT HAP LAZARD ASSET MGMT	0	36.535	36.535
**D	ACHIT HAI RHUMBLINE RAFI THE ARCHDIOCESE OF HARTFORD INVESTMENT TRUST	0	4.611	4.611
**D	ACHIT HAI LAZARD ASSET MGT THE ARCHDIOCESE OF HARTFORD INVESTMENT TRUST	0	45.723	45.723
**D	ING PARAPLUFONDS 1 N.V.	0	655.749	655.749
**D	NN PFINV NN PREMIUM DIVIDEND FUND	0	348.064	348.064
**D	ACADIAN INTERNATIONAL EQUITY FUND LLC	0	103.514	103.514
**D	ACADIAN NON US ALL CAP EQUITY FUND USD HEDGED LLC	0	368.773	368.773
**D	BOK KIC GAEQ16	1	1	1
**D	BOK KIC GPEQO	0	100.679	100.679
**D	THE GOVERNMENT EMPLOYEES PENSION FUND GERF	0	312.557	312.557
**D	BOK MCM DM PEQ	1	1	1
**D	GOLDMAN SACHS GMS ERISA GROUP TRUST	0	111.300	111.300
**D	NONUS EQUITY MGRSPORT 1 ACADIANAN	0	42.027	42.027
**D	SERCEGROVE NONUS EQUITY LICLC	0	70.964	70.964
**D	ACADIAN ALL COUNTRY WORLD MANAGED VOLATILITY EQUITY FUND LLC	0	68.963	68.963
**D	56033 IP GLOBAL EQUITIES I	0	456.411	456.411
**D	WILM MULTI MGR FD JO HAMERO	0	238.500	238.500
**D	WILMINGTON MULTI MANAGER INTERNATIONAL FUND	0	101.489	101.489
**D	CEP DEP IP GLOBAL TARGETED RE FUND	0	1.114.712	1.114.712
**D	IVY PZENA INTERNATIONAL VALUE FUND	0	433.574	433.574
**D	PS FTSE RAFI DEVEL MAR EX US PORT	0	784.659	784.659

EA

to

LISTA ESITO DELLE VOTAZIONE

Oggetto: Determinazione della durata in carica del Consiglio di Amministrazione

FAVOREVOLI

Badge	Ragione Sociale	Proprio	Delega	Totale
**D	POWERSHARES GLOBAL FUNDS IRELAND PLC	0	13.840	13.840
**D	PS FUTSRAFI EU UCITS ETF BNYMTCIL	0	7.877	7.877
**D	AST FI PYRAMIS QUANT AA IE SC PDGJ	0	971.662	971.662
**D	AST FI PYRAMIS QUANT AA GLE EQ PDGH	0	109.843	109.843
**D	PRU JEN GL INFRASTRUCTURE FUND PDLF	0	172.480	172.480
**D	AST JENNISON GLOBAL INFRASTR PDWN	0	65.602	65.602
**D	AST JPM GL THEM PORT 2 INT EME PDNB	0	213.020	213.020
**D	AST BLERK GLEL STR INT SAE PDDC	0	13.515	13.515
**D	THE PRUDENTIAL SERIES FUND GLOBAL PORTFOLIO	0	280.300	280.300
**D	PRU SECTOR FDS INC PRU UTILITY FD	0	11.780.717	11.780.717
**D	FT NASDAQ SMART GRID INDEX FUND	0	37.631	37.631
**D	FT ISE GLOBAL WIND ENERGY INDEX FND	0	277.120	277.120
**D	BNYMTCIL GLG EUROPEAN EQ ALTER TRAD	0	305.843	305.843
**D	STICHTING BEDRIJFSAPKENSIOENFONDS VOOR DEZOEETWARENINDUSTRIE	0	326.173	326.173
**D	GREAT-WEST INTERNATIONAL INDEX FUND	0	582.285	582.285
**D	AST RCM WORLD TRENDS PORT PDEF	0	1.032.953	1.032.953
**D	STATE OF WISCONSIN INVESTMENT BOARD	0	380.758	380.758
**D	STATE OF WISCONSIN INVESTMENT BOARD	0	2.769.424	2.769.424
**D	STATE OF WISCONSIN INVESTMENT BOARD	0	1.831.025	1.831.025
**D	STATE OF WISCONSIN INVESTMENT BOARD	0	400.704	400.704
**D	THE BANK OF KOREA	0	7.299	7.299
**D	THE BANK OF KOREA	0	2	2
**D	ACADIAN GLOBAL MANAGED VOLATILITY EQUITY FUND LLC	0	583.627	583.627
**D	ROK KIC GEO2 0	0	26.203	26.203
**D	THE STATE OF CONNECTICUT	0	61.260	61.260
**D	THE STATE OF CONNECTICUT ACTINGTHROUGH ITS TREASURER	0	89.100	89.100
**D	EMPLOYEES RETIREMENT SYSTEM OF TEXAS	0	894.647	894.647
**D	DEUTSCHE XTRKS MSCI ALL WORLD HDG	0	41.834	41.834
**D	CP3F LAZARD	0	232.717	232.717
**D	CANDLES PROVIDENT PENSION FUND	0	3.449	3.449
**D	NKB SI MOMENTUM AKTIER	0	111.362	111.362
**D	NKB SI MOMENTUM AKTIER AKK	0	9.669	9.669
**D	NKB SII DOW JONES SWI	0	182.479	182.479
**D	NKB SII EUROPE VALUE	0	278.980	278.980
**D	IQ CANDRIAM ESG INTERNATIONAL EQUITY ETF	0	40.678	40.678
**D	MARION BRADLEY PARTITION TRUST	0	65.376	65.376
**D	STICHTING BEDRIJFSAPKENSIOENFONDS	0	576.360	576.360
**D	KAPITALFORENINGEN INVESTIN PRO	0	13.062	13.062
**D	POWERSHARES S AND P INTERNATIONAL DEVELOPED HIGH DIVIDEND LOW VOLATILITY PORTFOLIO	0	16.765	16.765
**D	PNC GBL OMNIBUS CUSTODY	0	11.676	11.676
**D	AZL NEJ INTERNATIONAL VALUE FUND	0	60.616	60.616
**D	SPARTAN INTL INDEX	0	15.689.762	15.689.762
**D	TTPF PANAGORA DYN INTL EQ	0	5.836	5.836

EA

706

LISTA ESITO DELLE VOTAZIONE
 Oggetto: Determinazione della durata in carica del Consiglio di Amministrazione
 FAVOREVOLI

Badge	Ragione Sociale	Proprio	Delega	Totale
**D	AD2F TSEC LAZARD	0	93.860	93.860
**D	AD1F APP LSV IE	0	99.900	99.900
**D	TXME LAZARD	0	649.257	649.257
**D	STICHTING PENSIOENFONDS VAN DE ABN	0	715.382	715.382
**D	BELLSOUTH CORP RFA VEBBA TRUST	0	317.543	117.543
**D	ARCHDIOCESE OF NEW YORK MASTER TRUST	0	102.431	102.431
**D	SHELL PENSION TRUST	0	167.133	167.133
**D	SHELL PENSION TRUST	0	251.251	251.251
**D	MNVF SSGA INTL EQUITY	0	40.251	40.251
**D	LFLF LSV ASSET MGMT	0	199.200	199.200
**D	DREYFUS INDEX FUNDS INC DREYFUS INTERNATIONAL STOCK INDEX FUND	0	325.681	325.681
**D	DREYFUS INTERNATIONAL EQUITY FUND	0	1.179.138	1.179.138
**D	ECHSEG	0	371.490	371.490
**D	NETF WOTC PZENA	0	83.716	83.716
**D	CITY OF MEMPHIS RETIREMENT SYSTEM	0	78.344	78.344
**D	LOUISIANA SHERIFFS ARROWSTREET	0	119.204	119.204
**D	EMPLOYEES RETIREMENT SYSTEM OF TEXAS	0	1.209.000	1.209.000
**D	LAZARD GLOBAL EQUITY INC FD ONSHORE	0	185.576	185.576
**D	LAZARD EUROPEAN ALPHA FUND	0	312.741	312.741
**D	PZENA INVESTMENT MGT	0	468.363	468.363
**D	PFI SYSTEMATEX INTERNATIONAL FD PGI	0	305.879	305.879
**D	APL RB EQ DEV MIRA	0	95.834	95.834
**D	BLL AQUILA LIFE FTSE RAFI DEVELOPED	0	1.131.329	1.131.329
**D	BLL AQUILA LIFE MSCI WORLD FUND	0	1.619.769	1.619.769
**D	BLL AQUILA LIFE OSEAS EQUITY FUND	0	6.846	6.846
**D	THE OPEC FUND FOR INTERNATIONAL DEVELOPMENT	0	367	367
**D	BR GLOBAL OPP PORT EQUITY SLEEVE	0	408.894	408.894
**D	BLL ASCENT LIFE EUROPEAN	0	125.297	125.297
**D	AST ACADEM STRAT AJENNISON PD07	0	748.290	748.290
**D	TEACHERS' RETIREMENT SYSTEM OF LOUISIANA	0	129.239	129.239
**D	TEACHERS' RETIREMENT SYSTEM OF LOUISIANA	0	1	1
**D	SEMPRA ENERGY PENSION MASTER TRUST	0	233.197	233.197
**D	SEATTLE CITY EMPLOYEES RETIREMENT SYSTEM	0	78.870	78.870
**D	PS6F STATE STREET INTL EQ	0	622.873	622.873
**D	AST JPM SO CAPITAL PRESERV PD4G	0	85.769	85.769
**D	AST JEM SO EAFE OFF PD4D	0	53.412	53.412
**D	BLL AQUILA LIFE EUROPEAN EQUITY	0	5.204.967	5.204.967
**D	AIF 21104 LFI AKT EUROPA II	0	67.736	67.736
**D	INVESTERINGSFORENINGEN LAEGERNES INVEST,	0	39.674	39.674
**D	AF81 LABOR SELECT INTL EQ	0	1.163.177	1.163.177
**D	DEUTSCHE XTRXS MSCI EURO CCYHGD	0	495.672	495.672
**D	ARC RB EQ DEV KAITOS	0	28.623	28.623
**D	POWERSHARES PUREBETA FTSE DEVELOPED EX NORTHAMERICA PORTFOLIO	0	1.194	1.194

705

GA

LISTA ESITO DELLE VOTAZIONE

Oggetto: Determinazione della durata in carica del Consiglio di Amministrazione FAVOREVOLI

Badge	Ragione Sociale	Proprio	Delega	Totale
**D	RTC EMULATION	0	72.854	72.854
**D	SCEF MONDRIAN	0	321.408	321.408
**D	SAEF SCE PANAGORA QUAL	0	188.961	188.961
**D	AB FOODS HEXAVEST	0	62.862	62.862
**D	DBX FTSE DEV EX US COMP FACTOR	0	8.531	8.531
**D	ABN AMRO FF OBS RAFI 1000	0	615.196	615.196
**D	ASV RB EQ DEV MENKAR	0	61.704	61.704
**D	PGTF DR NON US EQUITY GT	0	19.212	19.212
**D	MCKINLEYCAPINTLGROWT	0	155.500	155.500
**D	DEUTSCHE XTRKS MSCI EAFE CCYHDS	0	2.471.920	2.471.920
**D	TGMF PANAGORA INTL EQ	0	17.715	17.715
**D	FARMERS GROUP INC EMPLOYEES PENSION PLAN TRUST	0	334.780	334.780
**D	FARMERS GROUP INC 401 K SAVINGS PLAN	0	484.463	484.463
**D	ROWF GT ACWI EX US	0	2.605.885	2.605.885
**D	SESA GEFF BLACKROCK EQUITY	0	809.731	809.731
**D	BOA PENSION PLAN MONDRIAN	0	1.304.006	1.304.006
**D	ALASKA PERMANENT FUND CORPORATION	0	1.150.133	1.150.133
**D	ALASKA PERMANENT FUND CORPORATION	0	928.534	928.534
**D	3M ERIE RAFI EAFE	0	380.124	380.124
**D	AP7 EQUITY FUND	0	9.476.085	9.476.085
**D	SISTERS OF CHARITY OF LEAVENWORTH HEALTH SYSTEM MASTER TRUST	0	93.385	93.385
**D	MSV JP MORGAN	0	312.609	312.609
**D	CYBF ATTIVO CAPITAL MSMT	0	48.820	48.820
**D	CYBF LSV ASSET MGMT	0	208.600	208.600
**D	LEFF LAZARD	0	125.499	125.499
**D	RZSF3002 NON US EQ MONDRIAN	0	598.464	598.464
**D	RZSF3001 NON US GE W BLAIR	0	216.592	216.592
**D	RZSF1501 GLOBAL EQ HEXEVEST	0	142.217	142.217
**D	ATFF LAZARD	0	259.100	259.100
**D	ADEPT INVESTMENT MANAGEMENT PLC	0	982.876	982.876
**D	INVESCO PERPETUAL GLOBAL TARGETED INCOME FUND	0	14.813	14.813
**D	CEP DEP IP EURO EX UK ENE IND FD	0	13.340	13.340
**D	STICHTING BEDRIJFSTAKPENSIOENFONDS VOOR DEZOEWARENINDUSTRIE EUROPEANES	0	428.092	428.092
**D	VIRGINIA RETIREMENT SYSTEM	0	188.000	188.000
**D	VIRGINIA RETIREMENT SYSTEM	0	189.383	189.383
**D	VIRGINIA RETIREMENT SYSTEM	0	2.422.000	2.422.000
**D	VIRGINIA RETIREMENT SYSTEM	0	1.588.338	1.588.338
**D	PMPT-INKA-FONDS	0	503.941	503.941
**D	THE ROMAN CATHOLIC ARCHBISHOP OF LOS ANGELES	0	243.395	243.395
**D	FLOMBERS AND PIPEFITTERS NATIONAL PENSION PLAN	0	282.760	282.760
**D	AIC CAMBIAR INTERNATIONAL EQUITY FUND	0	3.489.000	3.489.000
**D	LAWRENCE LIVERMORE NATIONAL SECURITY LLC AND LOS ALAMOS NATIONAL SECURITY LLC DEFINED BENEFIT PLANGROUP TRUST	128.737	0	128.737

ET

Non

LISTA ESITO DELLE VOTAZIONE
 Oggetto: Determinazione della durata in carica del Consiglio di Amministrazione
 FAVOREVOLI

Badge	Ragione Sociale	Proprio	Delega	Totale
**D	LLNS LLC AND LANS LLC DEFINED BENEFIT PLAN GROUP TRUST	0	558.725	558.725
**D	DB2F LSV ASSET MGMT	0	82.300	82.300
**D	MSV LIFE PLC	0	78.720	78.720
**D	VANGUARD GLOBAL DIVIDEND FUND	0	1.698	1.698
**D	EL2F EL2 LSV	0	33.900	33.900
**D	COUNTY EMPLOYEES ANNUITY AND BENEFIT FUND OF COOK COUNTY	0	70.240	70.240
**D	COUNTY EMPLOYEES ANNUITY AND BENEFIT FUND OF COOK COUNTY	0	295.170	295.170
**D	COUNTY EMPLOYEES ANNUITY AND BENEFIT FUND OF COOK COUNTY	0	446.083	446.083
**D	COUNTY EMPLOYEES ANNUITY AND BENEFIT FUND OF COOK COUNTY	0	800.889	800.889
**D	COUNTY EMPLOYEES ANNUITY AND BENEFIT FUND OF COOK COUNTY	0	136.046	136.046
**D	CASEY PP ARROWSTREET	0	6.523	6.523
**D	UNITED CHURCH FUNDS QMA BFF	0	144.500	144.500
**D	UNITED CHURCH FUNDS LSV ASSET MGMT	0	56.056	56.056
**D	OSBF PANAGORA	0	50.448	50.448
**D	BNYWCIL FT EURO ALPHADEX UCITS ETF	0	1.491.342	1.491.342
**D	BNY MELLON INTERNATIONAL FUND	0	6.647	6.647
**D	DEUTSCHE XTRK MSCI STH EUR HDG ETF	0	130.022	130.022
**D	LRPF WILLIAM BLAIR	0	3.871	3.871
**D	COLUMBIA SUSTAINABLE INEL EQ ETF	0	406.300	406.300
**D	JDRF LSV NON US LONG	0	53.869	53.869
**D	IN8 COP TREAS FWP RHUMBLINE MSCI	0	776.625	776.625
**D	AB FOODS ARTEMIS	0	1.032.568	1.032.568
**D	CPA COP PSERS PSERS ACWI X US INDEX	0	73.676	73.676
**D	AON HEWITT COLLECTIVE INVESTMENT TRUST	0	747.029	747.029
**D	INTERNATIONALE KAPITALANLAGEGESELLSCHAFT MBH ACTING FOR ACCOUNT OF INKA PBEAKK	0	29.360	29.360
**D	AURION GLOBAL EQUITY FUND	0	868.935	868.935
**D	AZL INTERNATIONAL INDEX FUND	0	10.033.571	10.033.571
**D	BGF NEW ENERGY FD NAT RES	0	1.731.023	1.731.023
**D	BGF EUROPEAN VALUE FD	0	4.033.859	4.033.859
**D	BGF EURO MKTS FD EURO EQUITY PF	0	11.437	11.437
**D	BOK KLC AAEQ 3	0	527.500	527.500
**D	AON HEWITT GROUP TRUST	0	18.840	18.840
**D	WF KNIGHTS OF COLUMBUS MAST TR SSGA	0	90.911	90.911
**D	HE5F NJF INVEST GRP	0	9.959	9.959
**D	HAWAIIAN ELECTRIC INDUSTRIES INC MASTER VEBRA TRUST	0	177.141	177.141
**D	MI FONDS K12 SPK	0	86.837	86.837
**D	MI FONDS K11 SPK	0	448.366	448.366
**D	MI FONDS K10 SPK	0	1.538.145	1.538.145
**D	ARBEJDSMARKEDETS TILLAEGBESPENSION	0	1.387.458	1.387.458
**D	AMUNDI SGR SPA / AMUNDI RISPARMIO ITALIA	0	1.372.000	1.372.000
**D	AMUNDI SGR SPA/AMUNDI SVILUPPO ITALIA	0	1.745.542	1.745.542
**D	AMUNDI SGR SPA	0	149.195	149.195
**D	AMUNDI SGR SPA / OBBLIGAZIONARIO PIU' A DIS TRIBUZIONE	0	350.097	350.097
**D	AMUNDI SGR SPA / AZIONARIO VALORE EUROPA A DISTRIBUZIONE	0		

EF

707

LISTA ESITO DELLE VOTAZIONE
 Oggetto: Determinazione della durata in carica del Consiglio di Amministrazione
 FAVOREVOLI

Badge	Ragione Sociale	Proprio	Delega	Totale
**D	AMUNDI SGR SPA / AZIONARIO EUROPA	0	482.416	482.416
**D	AMJ GLOBAL BALANCED FUND 2017	0	58.458	58.458
**D	BLACKROCK GA ENHANCED EQUITY F	0	8.702	8.702
**D	SEI GLOBAL MASTER FUND PLC - T	0	268.243	268.243
**D	AB CAP FUND INC AB FLEXFEE	0	13.760	13.760
**D	LSV FUNDS PLC	0	205.700	205.700
**D	AB SICAV I - ALTERNATIVE RISK	0	44.910	44.910
**D	AB SICAV I ALL MARKET TOTAL	0	5.580	5.580
**D	AFFINITY WORLD LEADERS EQUITY	0	2.710	2.710
**D	AB SICAV I ALL MARKET INCOME	0	508.177	508.177
**D	AB SICAV I - EUROZONE EQUITY F	0	9.191.336	9.191.336
**D	E.T.H.I.C.A	0	430.000	430.000
**D	AB SICAV I - EUROPEAN EQUITY P	0	2.154.461	2.154.461
**D	WELLS FARGO (LUX) WORLDWIDE FU	0	4.329	4.329
**D	AB SICAV I - LOW VOLATILITY T	0	285.740	285.740
**D	INTER EXPANSION	0	58.482	58.482
**D	BRIDGE BUILDER INTERNATIONAL	0	12.741.117	12.741.117
**D	FONDS RALLADIO	0	194.256	194.256
**D	AGF FCR ACTIONS	0	142.741	142.741
**D	AIM EQUITY EMU 1	0	888.853	888.853
**D	AZ AIR FRANCE POCHE ACT EUR	0	106.452	106.452
**D	ALLIANZ CAVAMAC ACTIONS	0	85.443	85.443
**D	LYXOR EUR STOXX 300 DR	0	807.898	807.898
**D	ALLIANZ HOSPITALIERS EURO	0	400.000	400.000
**D	ALLIANZ HOSPI VAL DURABLES	0	400.000	400.000
**D	LYXOR STOXX EUROPE 600 (DR	0	1.899.621	1.899.621
**D	TOUCHSTONE FUNDS GROUP	0	119.570	119.570
**D	LYX FTSE EUR MIN VAR UC ETF	0	9.421	9.421
**D	MAAF ASSURANCES SA	0	927.636	927.636
**D	PROTEC BT	0	12.760	12.760
**D	MOOREA FUND - SELECTION EUR	0	214.357	214.357
**D	ALLIANZ VIE-HENAFF HERVE	0	229.088	229.088
**D	MUL - LYXOR ITALIA EQUITY PIR	0	144.034	144.034
**D	LA BANQUE POSTALE ASSET MANAGE	0	93.094	93.094
**D	LIF - LYXOR MSCI EMU VALUE DR	0	363.785	363.785
**D	ALLIANZ VIE ACE ACTIONS-HENAFF	0	377.630	377.630
**D	LYXOR INDEX FUND -LYXOR GLOB.F	0	14.838	14.838
**D	LYXOR CORE MSCI EMU DR UCITS	0	394.792	394.792
**D	LYXOR CORE MSCI WORLD (DR) UCI	0	115.765	115.765
**D	AZ VIE PFON RETRAITE ACTION-HE	0	289.633	289.633
**D	NESTLE FRANCE EQUILIBRE	0	87.148	87.148
**D	SG DIVERSIFIE ISR	0	263.890	263.890
**D	SG ACTIONS INTERNATIONALES	0	338.506	338.506

LISTA ESITO DELLE VOTAZIONE

Oggetto: Determinazione della durata in carica del Consiglio di Amministrazione

FAVOREVOLI

Badge	Ragione Sociale	Proprio	Delega	Totale
**D	HALEVI A3	0	500.165	500.165
**D	FCPE MACIF CROISSANCE DURABLE	0	160.650	160.650
**D	MAIF CROISSANCE DURABLE	0	334.795	334.795
**D	MONCEAU EUROPE VALIDE	0	496.657	496.657
**D	CIPAV METROPOLE DIVERSIFIE	0	471.588	471.588
**D	MONCEAU ETHIQUE	0	188.075	188.075
**D	SMITH GROUP GLOBAL LARGE CAP	0	21.100	21.100
**D	TRUST AND CUSTODY SERVICES BAN	0	4.400	4.400
**D	AB SICAV I - EUROPE (EX UK) EQ	0	9.990	9.990
**D	BLACKROCK EUROFUND	0	231.696	231.696
**D	BLACKROCK GLOBAL ALLOCATION FU	0	19.002.184	19.002.184
**D	BLACKROCK GLOBAL SMALLCAP FUND	0	3.367	3.367
**D	LYXOR MSCI EUROPE CLIMATE	0	1.340	1.340
**D	BLACKROCK GLOBAL ALLOCATION FO	0	149.367	149.367
**D	LYXOR MSCI WORLD CLIMATECHANGE	0	792	792
**D	BLACKROCK GLOBAL ALLOCATION VI	0	6.545.841	6.545.841
**D	LYXOR EURO STOKX 50 (DR)	0	265.945	265.945
**D	ACBERNSTEIN	0	991.010	991.010
**D	UF 6 A ACT	0	175.000	175.000
**D	TRUST CUSTODY SERVICES BANK, L	0	200.000	200.000
**D	ASI - PROGETTO SVILUPPO GLO	0	145.912	145.912
**D	CASSETTE DIVERSIFIE	0	307.557	307.557
**D	AM SOL IT-PROGETTO SVILUPPO GL	0	25.535	25.535
**D	SOGECAP AP LOW CARBON	0	136.737	136.737
**D	BROWN BROTHERS HARRIMAN TRUSTE	0	1.798.805	1.798.805
**D	SILVER INVESCO EURO EQUITY	0	294.174	294.174
**D	AMUNDI S.F-EURO EQ MARKET PLUS	0	158.286	158.286
**D	SG ACTIONS EUROPE MULTIGESTION	0	31.829	31.829
**D	DIVERSIFIE ACTIONS 50-65 DU CD	0	49.633	49.633
**D	AM SOL IT-PROGETTO CED 04 2024	0	23.492	23.492
**D	OFI MARKET NEUTRAL EQUITY	0	1.524.607	1.524.607
**D	PIONEER INVESTMENTS TOTAL RETU	0	36.596	36.596
**D	AMUNDI SOLUZ IT-PROG CED 05 20	0	58.461	58.461
**D	MACIF CROISSANCE DURABLE ET SO	0	295.445	295.445
**D	TRUST AND CUSTODY SERVICES BAN	0	117.211	117.211
**D	AMUNDI SOLUZ IT-PROG CED 06 20	0	38.887	38.887
**D	AMUNDI SOLUZ IT-PROG CED 08 20	0	47.350	47.350
**D	THE NOMURA TRUST AND BANKING C	0	78.622	78.622
**D	AMUNDI SOLUZ IT-PROG CED 09 20	0	42.711	42.711
**D	AMUNDI SF-DIVERS TARG IN 11 21	0	4.971	4.971
**D	AMUNDI SOLUZ IT-PROG CED 12 20	0	19.137	19.137
**D	SG ACTIONS EUROPE	0	176.681	176.681
**D	SG ACTIONS EUROPE LARGE CAP	0	37.958	37.958

SA

LISTA ESITO DELLE VOTAZIONE
 Oggetto: Determinazione della durata in carica del Consiglio di Amministrazione
FAVOREVOLI

Badge	Ragione Sociale	Proprio	Delega	Totale
**D	AMUNDI SOLUZ IT-PROG CED 11 20	0	33.892	33.892
**D	LYXOR MSCI EUROPE UCITS ETF	0	1.456.404	1.456.404
**D	ACBERNSTEIN-DYNAMIC DIVERSIFI	0	5.102	5.102
**D	LYX EUR STOXX 50 (DR) U E	0	7.176.699	7.176.699
**D	AMUNDI SOLUZ IT-PROG CED 02 21	0	16.585	16.585
**D	LYXOR INDEX FUND EURO	0	16.242	16.242
**D	AMUNDI SOLUZ IT-PROG CED 03 21	0	21.341	21.341
**D	NUVEEN GLOBAL INVESTORS FUND P	0	122.518	122.518
**D	2) NUMERIC INVESTORS LLC	0	95.900	95.900
**D	AMUNDI SOLUZ IT-PROG CED 05 21	0	21.062	21.062
**D	GLOBAL HIGH INCOME EQUITY FUND	0	151.369	151.369
**D	ETOILE ACTIONS RENDEMENT	0	433.168	433.168
**D	ETOILE ENERGIE EUROPE	0	108.415	108.415
**D	ANTARIUS ROTATION SECTORIELLE	0	85.414	85.414
**D	AMUNDI SOLUZ IT-PROG CED 06 21	0	16.537	16.537
**D	SEI GLOBAL MASTER FUND PLC STY	0	1.394.000	1.394.000
**D	INVESCO ASSET MANAGEMENT LIMIT	0	49.938	49.938
**D	ACBERNSTEIN FCP	0	7.340.755	7.340.755
**D	AMUNDI SOLUZ IT-PROG CED 08 21	0	9.674	9.674
**D	EMG EUROPE LAZARD AM	0	159.706	159.706
**D	ETOILE ACTIONS INTERNATIONALES	0	195.488	195.488
**D	AMUNDI SOLUZ IT-PROG CED 09 21	0	15.076	15.076
**D	OFI AM	0	2.028.836	2.028.836
**D	SEI INVESTMENTS (EUROPE) LIMIT	0	44.470	44.470
**D	AMUNDI SF-DIV TGT INC 11 2022	0	15.742	15.742
**D	CHERRY TREE FUND OF AMERICAN I	0	329.320	329.320
**D	AMUNDI SF-DIV TGT INC 11 2021	0	13.490	13.490
**D	SEI GLOBAL INVESTMENTS FUND PL	0	38.262	38.262
**D	AMUNDI SOLUZ IT-PROG CED 12 21	0	11.181	11.181
**D	TST TOUCHSTONE SUSTAINABILITY	0	1.702.324	1.702.324
**D	AMUNDI SOLUZ IT-PROG CED 02 22	0	26.714	26.714
**D	AB CAP FUND, INC. - AB INTERNAT	0	905.270	905.270
**D	AMUNDI SOLUZ IT-PROG CED 03 22	0	20.985	20.985
**D	AMUNDI SOLUZ IT-PROG CED 04 22	0	11.832	11.832
**D	SEI GLOBAL MASTER FUND PLC- TH	0	112.983	112.983
**D	AMUNDI SOLUZ IT-PROG CED 06 22	0	13.096	13.096
**D	ALLIANCEBERNSTEIN FUND DYNAMIC	0	30.778	30.778
**D	AMUNDI SOLUZ IT-PROG CED 05 22	0	13.242	13.242
**D	AMUNDI SOLUZ IT-PROG CED 10 22	0	13.773	13.773
**D	AM SOL IT- PROG CED 12 2022	0	19.495	19.495
**D	ASI-PROGETTO CEDOLA 04 2023	0	28.903	28.903
**D	AM SOL IT-PROG CED 05 2023	0	29.882	29.882
**D	AM SOL IT-PROG CED 06 2023	0	24.547	24.547

97

Leo

LISTA ESITO DELLE VOTAZIONE
Oggetto: Determinazione della durata in carica del Consiglio di Amministrazione FAVOREVOLI

Badge	Ragione Sociale	Proprio	Delega	Totale
**D	ASI-PROGETTO CEDOLA 07 2023	0	22.002	22.002
**D	NUMERIC EUROPEAN EQUITY FUND A	0	71.600	71.600
**D	ASI-PROGETTO CEDOLA 09 2023	0	28.514	28.514
**D	ASI-PROGETTO CEDOLA 10 2023	0	28.792	28.792
**D	KOKUSAI EQUITY INDEX FU	0	205.086	205.086
**D	ASI-PROGETTO CEDOLA 12 2023	0	26.834	26.834
**D	CONSULTING GROUP CAPITAL MARKE	0	194.256	194.256
**D	AMUNDI S.F.- EQ PLAN 60	0	17.352	17.352
**D	CNS GLOBAL LIST INFRASTRUCTUR	0	109.100	109.100
**D	AMUNDI S.F.-ABSOLUTE RET MULTI	0	17.906	17.906
**D	PI INVESTMENT FD-OPTIMISER	0	267.780	267.780
**D	PI IF -EMU EQUITY	0	379.755	379.755
**D	PI IF -EUROPEAN EQUITY	0	168.857	168.857
**D	AMUNDI SOLUZIONI IT-PROG. AZ.	0	32.138	32.138
**D	AMUNDI SOLUZ IT-FROG CED 09 22	0	25.136	25.136
**D	AMUNDI SOLUZ IT-PROG CED 07 22	0	10.761	10.761
**D	OFI FUND - EURO LARGE CAP	0	80.000	80.000
**D	ERSTE-SPARINVEST KAPITAL.M.B.H	0	941.602	941.602
**D	AMUNDI LUXEMBOURG SA	0	393.738	393.738
**D	ESPERIDES- S.A. SICAV - SIF	0	118.483	118.483
**D	AMUNDI SIF GLOBAL ETHICAL EQUITIES	0	15.052	15.052
**D	SINGLE SELECT INVEST MONCEAU ACTION	0	100.000	100.000
**D	LUX IM ESG GENERALI INVESTM DIVERS STRAT	0	383.135	383.135
**D	SEYOND EURO VALUE EQUITY	0	1.747.013	1.747.013
**D	OSTRUM EURO FACTOR INVESTING EUROPE	0	221.614	221.614
**D	SEYOND EURO VALUE EQUITY	0	4.790	4.790
**D	SEYOND EURO VALUE EQUITY	0	24.697	24.697
**D	SEYOND EURO VALUE EQUITY	0	593.935	593.935
**D	SEYOND EURO VALUE EQUITY	0	9.131	9.131
**D	SEYOND EURO VALUE EQUITY	0	8.857	8.857
**D	SEYOND EURO VALUE EQUITY	0	40.896	40.896
**D	SEYOND EURO VALUE EQUITY	0	10.644	10.644
**D	SEYOND EURO VALUE EQUITY	0	166.338	166.338
**D	SEYOND EURO VALUE EQUITY	0	12.472	12.472
**D	SEYOND EURO VALUE EQUITY	0	4.707	4.707
**D	SEYOND EURO VALUE EQUITY	0	89.849	89.849
**D	SEYOND EURO VALUE EQUITY	0	14.628	14.628
**D	SEYOND EURO VALUE EQUITY	0	7.474	7.474
**D	SEYOND EURO VALUE EQUITY	0	81.861	81.861
**D	SEYOND EURO VALUE EQUITY	0	6.951.630	6.951.630
**D	SEYOND EURO VALUE EQUITY	0	5.826	5.826
**D	SEYOND EURO VALUE EQUITY	0	44.470	44.470
**D	SEYOND EURO VALUE EQUITY	0	81.838	81.838

File

LISTA ESITO DELLE VOTAZIONE

Oggetto: Determinazione della durata in carica del Consiglio di Amministrazione FAVOREVOLI

Badge	Ragione Sociale	Proprio	Delega	Totale
**D	AMUNDI FUNDS DYNAMIC MULTI FACTORS EURO	0	1.081.857	1.081.857
**D	AMUNDI FUNDS DYNAMIC MULTI FACT EUROPE EQU	0	198.249	198.249
**D	AMUNDI INDEX MSCI EUROPE	0	1.635.132	1.635.132
**D	AMUNDI INDEX EQUITY GLOBAL LOW CARBON	0	230.067	230.067
**D	AMUNDI INDEX MSCI WORLD	0	255.760	255.760
**D	AMUNDI INDEX MSCI EMU	0	3.489.276	3.489.276
**D	AMUNDI FUNDS GLOBAL PERSPECTIVES	0	22.417	22.417
**D	AMUNDI INDEX EQUITY GLOBAL MULTI SMART ALLOCATION SCIENTIFIC BETA	0	16.350	16.350
**D	AMUNDI INDEX EQUITY EURO RISK PARITY	0	578.118	578.118
**D	AMUNDI FUNDS EUROPE EX UK	0	13.887	13.887
**D	AMUNDI PRIME EUROPE - UCITS ETF DR	0	14.671	14.671
**D	AMUNDI PRIME EUROZONE	0	153.544	153.544
**D	AMUNDI PRIME GLOBAL - UCITS ETF DR	0	18.101	18.101
**D	STRUCTURA	0	3.639	3.639
**D	AMUNDI FUNDS EUROPEAN EQUITY TARGET INCO	0	6.576.349	6.576.349
**D	AMUNDI FDS GLOBAL MULTI-ASSET TARGET INC	0	252.672	252.672
**D	AMUNDI FUNDS ABSOLUTE RETURN MULTI-SRAT	0	360.767	360.767
**D	AMUNDI FUNDS GLOBAL EQUITY TARGET INCOME	0	3.104.418	3.104.418
**D	AMUNDI FUNDS PIONEER FLEXIBLE OPPORTUNIT	0	340.513	340.513
**D	AMUNDI FUNDS REAL ASSETS TARGET INCOME	0	250.000	250.000
**D	AMUNDI FUNDS MULTI-STRATEGY GROWTH	0	290.979	290.979
**D	AMUNDI FUNDS GLOBAL MULTI-ASSET	0	40.187	40.187
**D	AMUNDI FDS GLOB MULTI-ASSET CONSERVATIVE	0	75.261	75.261
**D	AMUNDI FUNDS EURO MULTI-ASSET TARGET INC	0	305.293	305.293
**D	CPR INVEST-EUROPE SPECIAL SITUATIONS	0	44.467	44.467
**D	G FUND - TOTAL RETURN ALL CAP EUROPE	0	700.000	700.000
**D	MIROVA EUROPE SUSTAINABLE ECONOMY FUND	0	42.253	42.253
**D	NIF I ALLIANZ BERNSTEIN	0	1.061.540	1.061.540
**D	DMS STIRLING HOUSE BALANCED	0	51.600	51.600
**D	DMS STIRLING HOUSE DYNAMIC	0	57.100	57.100
**D	DMS STIRLING HOUSE GROWTH FUND	0	158.000	158.000
**D	DMS STIRLING HOUSE MONTHLY INCOME FUND	0	3.600	3.600
**D	DMS VERBATIM PORTFOLIO 5 INCOME FUND	0	55.000	55.000
**D	CENTRAL BANK OF IRELAND	0	56.425	56.425
**D	EDMOND DE ROTHSCHILD FUND INCOME EUROPE	0	519.240	519.240
**D	EDMOND DE ROTHSCHILD FUND EQUITY EURO CORE	0	1.010.500	1.010.500
**D	EDMOND DE ROTHSCHILD FUND II - INCOME 2024	0	83.410	83.410
**D	CNP ASSURANCES	0	473.000	473.000
**D	CNP ASSURANCES	0	146.000	146.000
**D	CNP ASSURANCES	0	43.776	43.776
**D	CNP ASSURANCES	0	264.784	264.784
**D	CNP ASSURANCES	0	10.750.000	10.750.000
**D	CNP ASSURANCES	0	33.563	33.563

Filz

GA

LISTA ESITO DELLE VOTAZIONE
 Oggetto: Determinazione della durata in carica del Consiglio di Amministrazione
 FAVOREVOLI

Badge	Ragione Sociale	Proprio	Delega	Totale
**D	LA SAUVEGARDE (A) EUROPE	0	36.792	36.792
**D	FIDELIA ASSISTANCE	0	11.992	11.992
**D	MMA IARD SA (A) EUROPE	0	977.396	977.396
**D	ASSISTANCE PROTECTION JURIDIQUE (A) SUROP	0	87.820	87.820
**D	GMF-VIE CANTON D (A) EUROPE	0	2.139.012	2.139.012
**D	GMF ASSURANCES (A) EUROPE	0	661.388	661.388
**D	MAAF SANTE	0	29.139	29.139
**D	MAAF VIE WINNEO PERP	0	5.599	5.599
**D	MAAF VIE ACTIF GENERAL	0	1.101.335	1.101.335
**D	ABP IARD	0	64.684	64.684
**D	LA BANQUE POSTALE PREVOYANCE	0	181.000	181.000
**D	APSA-SRI ABSOL RETURN MULTI-ASSETS N1	0	9.298	9.298
**D	APSA-SRI ABSOL RETURN MULTI-ASSETS N2	0	1.155	1.155
**D	GGVIE PREPON RETRAITE A	0	632.260	632.260
**D	CRAMA LOIRE BRETAGNE ACTIONS	0	59.733	59.733
**D	REGARD ACTIONS DEVELOPEMENT DURABLE	0	285.000	285.000
**D	REGARD ACTIONS CROISSANCE	0	210.000	210.000
**D	ALZ DIVERSIFIE CAUMARTIN (POCHE EURO)	0	140.000	140.000
**D	AA ALLIANZ DIVERSIFIE	0	1.208.882	1.208.882
**D	ALLIANZ GLOBAL INVESTORS FRANCE	0	219.732	219.732
**D	CAVEC LA FRANCAISE DES PLACEMENTS DIVERSIFIE	0	115.068	115.068
**D	CARPIMKO ACTIONS LO	0	250.000	250.000
**D	VILLIERS DIAFASON	0	155.058	155.058
**D	EGEPARGNE 2	0	60.513	60.513
**D	SAFRAN DYNAMIQUE	0	53.266	53.266
**D	SAFRAN MIXTE SOLIDAIRE	0	10.951	10.951
**D	NATEXIS PERFORMANCE 09	0	149.951	149.951
**D	FCP CARPIMKO EUROPE	0	471.992	471.992
**D	IBM FRANCE	0	104.000	104.000
**D	FCP HAMELIN DIVERSIFIE FLEX II	0	8.636	8.636
**D	IBM FRANCE F	0	92.857	92.857
**D	DUGUAY ACTIONS EUROPE	0	135.122	135.122
**D	ERISA ACTIONS EUROPE N2	0	320.772	320.772
**D	ORANO DIVERSIFIE EQUILIBRE	0	37.820	37.820
**D	GROUPE CEA CROISSANCE (CER2)	0	28.181	28.181
**D	HAMELIN ACTIONS EUROPE	0	123.051	123.051
**D	UFF CAP DIVERSIFIE	0	324.000	324.000
**D	AA NATIXIS MINIMUM VARIANCE	0	1.284.494	1.284.494
**D	FCP RL PREVOYANCE	0	273.930	273.930
**D	RSRC ACTIONS	0	1.025.616	1.025.616
**D	FCP CARBP DIVERSIFIE	0	492.802	492.802
**D	PERP PROGRESSIF	0	250.997	250.997
**D	ECUREUIL PROFIL 90	0	3.040.091	3.040.091

ER

203

LISTA ESITO DELLE VOTAZIONE
 Oggetto: Determinazione della durata in carica del Consiglio di Amministrazione
 FAVOREVOLI

Badge	Ragione Sociale	Proprio	Delega	Totale
**D	UNIVERS CNP 1	0	163.810	163.810
**D	A.A. - BNF PAM -ISR	0	1.102.809	1.102.809
**D	BOURBON 7	0	82.230	82.230
**D	CONCORDE 96	0	226.813	226.813
**D	CNP MONFARNASSE ACTIONS	0	308.586	308.586
**D	OACET	0	221.439	221.439
**D	AA LA FRANCAISE ISR	0	577.780	577.780
**D	CNP ACP ACTIONS LT	0	285.148	285.148
**D	FC CARPIMKO	0	695.120	695.120
**D	AAE MG	0	270.528	270.528
**D	OCIRP ACTIONS P	0	400.000	400.000
**D	EDMOND DE ROTHSCHILD ASSET MANAGEMENT	0	489.540	489.540
**D	TESLA FOCHE ACTIONS	0	76.244	76.244
**D	FONDATION EUROPE	0	139.091	139.091
**D	AB CFAO	0	18.350	18.350
**D	ADVIT ACT EU	0	225.275	225.275
**D	UECM ALSACE	0	22.000	22.000
**D	ARRCO LONG TERME F	0	313.140	313.140
**D	UMR SELECT EUROPE R1	0	334.000	334.000
**D	ARRCO LONG TERME B NATIXIS INVEST MANAGERS INTERNAT	0	405.327	405.327
**D	HSEC GLOBAL ASSET MANAGEMENT	0	525.351	525.351
**D	CONTI PLACEMENTS	0	84.132	84.132
**D	MGEM ACTION	0	173.640	173.640
**D	TOTAL DIVERSIFIE EQUILIBRE & SOLIDAIRE	0	52.895	52.895
**D	MONGELAS	0	123.468	123.468
**D	NEULIZE VIE OPPORTUNITES	0	287.323	287.323
**D	EUROCORPORATE FG DIVERSIFIE	0	13.323	13.323
**D	LEPAM STRATEGIE PEA 1	0	63.575	63.575
**D	LEPAM ACTIONS EUROPE	0	265.098	265.098
**D	TONI ACTIONS 100	0	369.396	369.396
**D	VIVACCIO ACTIONS	0	2.446.984	2.446.984
**D	LEPAM ACTIONS MONDE	0	548.346	548.346
**D	LEPAM ACTIONS INDICE EURO	0	1.196.587	1.196.587
**D	LEPAM ACTIONS 80	0	306.346	306.346
**D	LEPAM ACTIONS EUROPE MONDE.	0	204.061	204.061
**D	LEPAM ACTIONS EUROPE 50	0	192.864	192.864
**D	LEPAM STRATEGIE PEA 2	0	77.622	77.622
**D	LEPAM ACTIONS OPTI INDICE EURO	0	43.225	43.225
**D	CNP TOCQUEVILLE VALUE EUROPE ISR	0	1.054.753	1.054.753
**D	SG AMUNDI ASSET MANAGEMENT	0	26.743	26.743
**D	AP ACTIONS 1 EURO	0	423.046	423.046
**D	ROPS-SMART INDEX EURO	0	535.186	535.186
**D	AP ACTIONS 3 MIN VOL	0	144.971	144.971

EM

FLL

LISTA ESITO DELLE VOTAZIONI

Oggetto: Determinazione della durata in carica del Consiglio di Amministrazione

FAVOREVOLI

Badge	Ragione Sociale	Proprio	Delega	Totale
**D	PREDIQUANT A2 ACTIONS EUROPE	0	103.000	103.000
**D	CARP - INDO	0	841.369	841.369
**D	L.S. DYNAMIQUE ET SOLIDAIRES	0	19.000	19.000
**D	EPARGNE PRUDENCE TRALES	0	159.281	159.281
**D	IV CHALLENGE	0	147.406	147.406
**D	N 1 RENDEMENT USINOR	0	40.944	40.944
**D	JUNON ACTIONS OBLIGATIONS	0	141.969	141.969
**D	AMUNDI LABEL DYNAMIQUE ESR	0	244.363	244.363
**D	AMUNDI LABEL PRUDENCE ESR	0	205.276	205.276
**D	AMUNDI LABEL EQUILIBRE ESR	0	353.265	353.265
**D	ARCO LONG TERME D ACTIONS	0	671.007	671.007
**D	ATOUT PULSATIONS	0	877.786	877.786
**D	LCL DYNAMIQUE	0	69.754	69.754
**D	VOCATION MARCHE ARIANESPACE CONSEIL DE SURVEILLANCE DU FCP	0	12.912	12.912
**D	LCL EQUILIBRE	0	74.202	74.202
**D	FDN AMUNDI	0	272.766	272.766
**D	CRN AMUNDI ACTIONS	0	143.757	143.757
**D	PREDICA ISR EUROPE - ACTIONS	0	18.193	18.193
**D	PREDICA ISR MONDE - ACTIONS	0	11.150	11.150
**D	GRD 20 ACTIONS	0	1.108.281	1.108.281
**D	TECHNIP EQUILIBRE	0	86.273	86.273
**D	TECHNIP DYNAMIQUE	0	75.767	75.767
**D	SOLIDARITE	0	23.725	23.725
**D	VILLIERS ALTO	0	168.379	168.379
**D	EPARGNE ACTIONS MONDE ISR	0	151.146	151.146
**D	AMUNDI HORIZON	0	152.946	152.946
**D	ADP DIVERSIFIE DYNAMIQUE	0	41.965	41.965
**D	ICARE	0	208.118	208.118
**D	ROPS EURO P	0	1.323.542	1.323.542
**D	ARIA	0	19.665	19.665
**D	A.A. - GROUPAMA - ISR	0	1.157.175	1.157.175
**D	FCP GROUPAMA PHARMA DIVERSIFIE	0	145.000	145.000
**D	CAVEC GROUPAMA DIVERSIFIE	0	373.450	373.450
**D	CONTI GESTION	0	133.879	133.879
**D	FAGUS	0	1.101.635	1.101.635
**D	FORT ROYAL EQUILIBRE	0	244.739	244.739
**D	ALLOCATION INVEST INDIANAPOLIS	0	332.724	332.724
**D	GROUPAMA NORD EST ACTIONS	0	90.567	90.567
**D	GROUPAMA CR ACTIONS EURO	0	37.346	37.346
**D	GROUPAMA CR GENOVA 1	0	293.403	293.403
**D	MICHELET TUNNEL	0	149.703	149.703
**D	GAN FRANCESELECT	0	92.704	92.704
**D	GAN EUROSTRATEGIE	0	117.662	117.662

LIS

SPT

LISTA ESITO DELLE VOTAZIONE
 Oggetto: Determinazione della durata in carica del Consiglio di Amministrazione
 FAVOREVOLI

Badge	Ragione Sociale	Proprio	Delega	Totale
**D	AGRICOLA TACTIQUE G	0	240.247	240.247
**D	FCF GROUPAMA GRAND EST GROUPAMA	0	36.504	36.504
**D	GROUPAMA PARIS VAL DE LOIRE ACTIONS EURO	0	100.269	100.269
**D	WALLON	0	250.274	250.274
**D	ASTORG CROISSANCE	0	586.534	586.534
**D	CHOIX SOLIDAIRE	0	23.340	23.340
**D	OFI ASSET MANAGEMENT	0	57.160	57.160
**D	GROUPAMA EPARGNE RESPONSABLE EQUILIBRE 1	0	355.657	355.657
**D	GROUPAMA EPARGNE RESPONSABLE DYNAMIQUE 1	0	249.818	249.818
**D	GROUPAMA EPARGNE RESPONSABLE PERSPECTIVE EQUILIBRE	0	440.987	440.987
**D	GROUPAMA EPARGNE RESPONSABLE PERSPECTIVE DYNAMIQUE	0	497.549	497.549
**D	REGARD ACTIONS EURO	0	500.000	500.000
**D	COVEA FINANCE	0	662.395	662.395
**D	COVEA SOLIS	0	257.721	257.721
**D	COVEA PATRIMOINE	0	287.500	287.500
**D	COVEA FINANCE ACTI EUROPE	0	606.142	606.142
**D	COVEA FINANCE INVESTISSEMENT	0	682.110	682.110
**D	COVEA FINANCE HORIZON DURABLE	0	205.435	205.435
**D	COVEA ACTIONS RENDEMENT	0	1.513.816	1.513.816
**D	ECUREUIL PROFIL 75	0	1.062.168	1.062.168
**D	ING RENDEMENT EUROPE	0	100.000	100.000
**D	ECUREUIL INVESTISSEMENTS	0	5.809.075	5.809.075
**D	EGAMO ALLOCATION FLEXIBLE	0	83.007	83.007
**D	CNP ASSUR VALUE ET MOMENTUM	0	80.089	80.089
**D	OSTRUM ACTIONS EUROPE RENDEMENT	0	459.276	459.276
**D	OSTRUM ACTIONS EURO	0	1.780.068	1.780.068
**D	LIVREY BOURSE INVESTISSEMENTS	0	976.426	976.426
**D	SEYOND ACTIONS EUROPEENNES	0	422.659	422.659
**D	HSBC ACTIONS MONDE	0	79.473	79.473
**D	FEDERAL OPTIMAL (PART F)	0	1.366.000	1.366.000
**D	OSTRUM ACTIONS EUROPEENNES	0	619.654	619.654
**D	OSTRUM ACTIONS EUROPE VALUE	0	117.029	117.029
**D	HSBC SUSTAINABLE GLOBAL EQUITY	0	542.833	542.833
**D	HSBC ACTIONS EUROPE	0	1.129.404	1.129.404
**D	HSBC EURO ACTIONS	0	351.498	351.498
**D	HSBC MULTI-ASSET DYNAMIC EURO	0	429.820	429.820
**D	SEYOND EQUITY FACTOR INVESTING EURO	0	27.358	27.358
**D	BBM V-FLEX	0	151.099	151.099
**D	GREAT EUROPEAN MODELS	0	831.000	831.000
**D	RENDEMENT DIVERSIFIE M	0	40.265	40.265
**D	PALATINE OR BLEU	0	304.600	304.600
**D	INDOSUEZ EUROPE PATRIMOINE	0	1.350.000	1.350.000
**D	INDOSUEZ EUROPE RENDEMENT	0	536.000	536.000

GH

716

LISTA ESITO DELLE VOTAZIONE
 Oggetto: Determinazione della durata in carica del Consiglio di Amministrazione
FAVOREVOLI

Badge	Ragione Sociale	Proprio	Delega	Totale
**D	UNIGESTION	0	95.000	95.000
**D	INDOSUEZ ALLOCATION PEA	0	542.850	542.850
**D	DORVAL CONVICTIONS	0	661.240	661.240
**D	DORVAL CONVICTIONS PEA	0	211.820	211.820
**D	INDOSUEZ BIENS REELS	0	104.600	104.600
**D	INDOSUEZ BIENS REELS	0	166.408	166.408
**D	NATIXIS ICR ACTIONS EURO	0	20.835	20.835
**D	FEDERAL ETHI-PATRIMOINE	0	66.395	66.395
**D	HARMONIE ALLOCATION	0	137.879	137.879
**D	HARMONIE EQUILIBRE	0	70.000	70.000
**D	RICHELIEU CITYZEN	0	30.000	30.000
**D	S.YTIC	0	344.548	344.548
**D	METROPOLE EURO SRI	0	1.638.829	1.638.829
**D	METROPOLE SELECTION	0	11.780	11.780
**D	DORVAL GLOBAL CONVICTIONS PATR	0	499.729	499.729
**D	CNP ASSUR EUROPE NEUFLIZE OBC	0	343.411	343.411
**D	LBPM ACTIONS EURO FOCUS EMERGENT	0	8.485	8.485
**D	LA BANQUE POSTALE ASSET MANAGEMENT	0	34.322	34.322
**D	AMUNDI STRATEGIES ACTIONS EUROPE CORE + EURO	0	12.313	12.313
**D	LCL ACTIONS EUROPE CORE EURO	0	300.197	300.197
**D	CPR EUROLAND PREMIUM	0	148.283	148.283
**D	ATOUT EUROLAND RESTRUCTURATION	0	150.395	150.395
**D	LCL ACTIONS EURO CORE+	0	166.818	166.818
**D	PREDIQUANT EUROCOISSANCE AZ	0	19.604	19.604
**D	AMUNDI STRATEGIES ACTIONS EUROPE RISK PARITY	0	50.602	50.602
**D	LCL ACTIONS EURO RESTRUCTURATION	0	310.466	310.466
**D	AMUNDI RENDEMENT PLUS	0	959.757	959.757
**D	CPR EUROLAND	0	514.971	514.971
**D	CPR EUROPE NOUVELLE	0	196.055	196.055
**D	CPR EUROPE	0	61.469	61.469
**D	AMUNDI PATRIMOINE PEA	0	110.000	110.000
**D	FDC A2 POCHE TITRES	0	349.578	349.578
**D	LCL ACTIONS MONDE HORS EUROPE EURO	0	275.327	275.327
**D	ATOUT EUROLAND CORE	0	305.000	305.000
**D	BFT EURO FUTUR ESG	0	141.159	141.159
**D	AMUNDI PATRIMOINE	0	38.328	38.328
**D	CPR CONSOMMATEUR ACTIONNAIRE	0	764.684	764.684
**D	CPR EURO HIGH DIVIDEND	0	175.383	175.383
**D	AMUNDI ACTIONS EUROPE ISR	0	947.013	947.013
**D	ASSURDIX	0	164.232	164.232
**D	AMUNDI EUROPE MONDE	0	842.592	842.592
**D	AMUNDI RESA ACTIONS EURO	0	304.324	304.324
**D	ATOUT MODERATIONS	0	29.567	29.567
**D	AMUNDI RESA ACTIONS EUROPE	0		

L07

EJ

LISTA ESITO DELLE VOTAZIONI
 Oggetto: Determinazione della durata in carica del Consiglio di Amministrazione
FAVOREVOLI

Badge	Ragione Sociale	Proprio	Delega	Totale
**D	HYMOS	0	34.491	34.491
**D	AMUNDI ACTIONS EURO ISR	0	753.187	753.187
**D	AMUNDI ACTIONS RESTRUCTURATIONS	0	362.519	362.519
**D	AMUNDI RESA ESG ACTIONS EURO	0	2.933.840	2.933.840
**D	GROUPAMA FRANCE STOCK	0	131.035	131.035
**D	EURO CAPITAL DURABLE	0	1.733.397	1.733.397
**D	GROUPAMA AVENIR ALL CAP EURO	0	266.000	266.000
**D	GROUPAMA EUROPE STOCK	0	16.800	16.800
**D	GROUPAMA EUROPE EQUITIES	0	109.840	109.840
**D	GROUPAMA ASSET MANAGEMENT	0	321.886	321.886
**D	G FUND - WORLD VISION R	0	365.183	365.183
**D	TA-ITA AZIONI	0	55.138	55.138
**D	EPARGNE ETHIQUE ACTIONS	0	40.538	40.538
**D	ECOFI ACTIONS RENDEMENT	0	59.000	59.000
**D	ECOFI INVESTISSEMENT EURO	0	60.516	60.516
**D	ECOFI ACTIONS SCR	0	53.871	53.871
**D	POLLUX	0	32.000	32.000
**D	EDMOND DE ROTHSCHILD EURO SUSTAINABLE GROWTH	0	1.483.690	1.483.690
**D	EDMOND DE ROTHSCHILD EQUITY EUROPE SOLVE	0	656.924	656.924
**D	EDMOND DE ROTHSCHILD ASSET MANAGEMENT (EDRAM)	0	68.620	68.620
**D	EPOQUE	0	421.309	421.309
**D	CNP ASSUR EDRAM ACTIONS EUROPE	0	900.000	900.000
**D	EUROPA	0	2.700.000	2.700.000
**D	AMUNDI DIVIDENDO ITALIA	0	16.035	16.035
**D	AMUNDI BILANCIATO EURO	0	37.042	37.042
**D	AMUNDI BEST SELECTION PLUS	0	16.384	16.384
**D	AMUNDI BEST SELECTION TOP	0	20.486	20.486
**D	AMUNDI BEST SELECTION CLASSIC	0	25.879	25.879
**D	AMUNDI DISTRIBUZIONE ATTIVA	0	23.261	23.261
**D	AMUNDI CEDOLA 2021	0	1.384	1.384
**D	AMUNDI OBIETTIVO RISPARMIO 2022	0	10.179	10.179
**D	AMUNDI OBIETTIVO CRESCITA 2022	0	1.342	1.342
**D	AMUNDI OBIETTIVO RISPARMIO 2022 DUE	0	10.514	10.514
**D	AMUNDI OBIETTIVO CRESCITA 2022 DUE	0	1.185	1.185
**D	AMUNDI OBIETTIVO RISPARMIO 2022 TRE	0	1.126	1.126
**D	AMUNDI OBIETTIVO RISPARMIO 2022 QUATTRO	0	6.243.654	6.243.654
**D	UNION INVESTMENT LUXEMBOURG SA	0	3.500.000	3.500.000
**D	PRAMERICA SICAV	0	16.517	16.517
**D	MAN MULTI-STRATEGY MASTER FUND MAPLES CORPORATE SERVICES LIMITES	0	37.672	37.672
**D	MAN QUALIFYING INVESTOR FUNDS PLC MAN GLG ELS MASTER QIF	0	6.161	6.161
**D	GLG EUROPEAN LONG-SHORT MASTER FUND LTD MAPLES CORPORATE SERVICES LIMITED	0	48.249	48.249
**D	GLG EUROPEAN LONG-SHORT FUND MAPLES CORPORATE SERVICES LIMITED	0	47.892	47.892
**D	MAN GLG TOPAZ LIMITED C/O MAPLES CORE SVCS LTD	0	0	0

57

718

LISTA ESITO DELLE VOTAZIONE

Oggetto: Determinazione della durata in carica del Consiglio di Amministrazione FAVOREVOLI

Badge	Ragione Sociale	Proprio	Delega	Totale
**D	AHL INSIGHT LIMITED	0	403	403
**D	OLD NORTH STATE HEDGED EQUITY MWT LLC	0	72.350	72.350
**D	ALPHANATICS MASTER FUND LTD C/O APPELBY TRUST (CAYMAN) LTD	0	200.000	200.000
**D	MAN FUNDS XII SPC - MAN 1783 III SP MAPLES CORPORATE SERVICES LIMITED	0	11.400	11.400
**D	LANSOWNE ICAY-LANSOWNE CLEAN ENERGY FUND	0	359.877	359.877
**D	LANSOWNE CLEAN ENERGY FUND L.P.C/O CORPORATION SERVICE COMPANY	0	300.657	300.657
**D	MORGES BANK	0	2.700.415	2.700.415
**D	JANA PASSIVE GLOBAL SHARE TRUST	0	411.941	411.941
**D	MLC INVESTMENTS, MLC LIMITED	0	1.820.179	1.820.179
**D	MLC INVESTMENTS, MLC LIMITED	0	67.801	67.801
**D	MARITIME SUPER	0	125.400	125.400
**D	VICTORIAN SUPERANNUATION FUND	0	238.745	238.745
**D	UBS ASSET MANAGEMENT (AUSTRALIA) LTD	0	121.945	121.945
**D	TASPLAN SUPERANNUATION FUND	0	261.074	261.074
**D	MLC INVESTMENTS, MLC LIMITED	0	1.314.556	1.314.556
**D	EQUIPSUPER	0	137.548	137.548
**D	CARE SUPER	0	6.844	6.844
**D	PLATFORM SECURITIES NOMINES LIMITED	0	3.519.295	3.519.295
**D	ALLIANZ SOISEE LEBENSVERSICHERUNGS-GESELLSCHAFT AG	0	1.203.930	1.203.930
**D	AUSTRALIAN MEAT INDUSTRY SUPERANNUATION TRUST	0	306.909	306.909
**D	KL EUROSTOXX50 DB	0	141.138	141.138
**D	UBS FUND MANAGEMENT (LUXEMBOURG) SA	0	23.126	23.126
**D	UBS FUND MANAGEMENT (LUXEMBOURG) SA	0	31.700	31.700
**D	UBS FUND MANAGEMENT (LUXEMBOURG) SA	0	25.988	25.988
**D	UBS FUND MANAGEMENT (LUXEMBOURG) SA	0	37.310	37.310
**D	UBS FUND MANAGEMENT (LUXEMBOURG) SA	0	38.279	38.279
**D	UBS FUND MANAGEMENT (LUXEMBOURG) SA	0	25.330	25.330
**D	UBS (LUX) KEY SELECTION SICAV	0	182.498	182.498
**D	UBS FUND MANAGEMENT (LUXEMBOURG) SA	0	1.378.526	1.378.526
**D	UBS FUND MANAGEMENT (LUXEMBOURG) SA	0	17.410	17.410
**D	UBS FUND MANAGEMENT (LUXEMBOURG) SA	0	54.000	54.000
**D	UBS FUND MANAGEMENT (LUXEMBOURG) SA	0	39.473	39.473
**D	UBS (LUX) SICAV 1	0	2.061.451	2.061.451
**D	UBS (LUX) EQUITY SICAV	0	129.977	129.977
**D	UBS FUND MANAGEMENT (LUXEMBOURG) SA	0	99.006	99.006
**D	UBS FUND MANAGEMENT (LUXEMBOURG) SA	0	148.304	148.304
**D	UBS FUND MANAGEMENT (LUXEMBOURG) SA	0	118.237	118.237
**D	UBS (LUX) STRATEGY SICAV-SYSTEMATIC - ALLOCATION PF DEFENSIVE (USD)	0	302.968	302.968
**D	UBS (LUX) STRATEGY SICAV-SYSTEMATIC - ALLOCATION PF MEDIUM (USD)	0	100.842	100.842
**D	UBS (LUX) STRATEGY SICAV SAP DYNAMIC (USD)	0	64.417	64.417
**D	UBS (LUX) KEY SELECTION SICAV - SYSTEMATIC ALLOCAT PTF EQUITY (USD)	0	41.996	41.996
**D	STRATEGY SICAV	0	87.652	87.652
**D	UBS FUND MANAGEMENT (LUXEMBOURG) SA	0	2.221.354	2.221.354
**D	UBS FUND MANAGEMENT (LUXEMBOURG) SA	0		

EM

FLP

Assemblea Ordinaria del 14 maggio 2020

ENEL S.p.A.

LISTA ESITO DELLE VOTAZIONE
 Oggetto: Determinazione della durata in carica del Consiglio di Amministrazione
 FAVOREVOLI

Badge	Ragione Sociale	Proprio	Delega	Totale
**D	UBS FUND MANAGEMENT (LUXEMBOURG) SA	0	32.000	32.000
**D	UBS FUND MANAGEMENT (LUXEMBOURG) SA	0	53.675	53.675
**D	UBS FUND MANAGEMENT (LUXEMBOURG) SA	0	326.758	326.758
**D	UBS FUND MANAGEMENT (LUXEMBOURG) SA	0	2.206.464	2.206.464
**D	UBS FUND MANAGEMENT (SWITZERLAND) AG.	0	385.079	385.079
**D	UBS FUND MANAGEMENT (SWITZERLAND) AG.	0	158.970	158.970
**D	UBS FUND MGT (CH) AG CH0467/UBSCHIF2-EQ GLOB	0	27.206	27.206
**D	UBS ASSET MANAGEMENT (U.K.) LTD FUND MANAGEMENT SWITZERLAND	0	53.041	53.041
**D	UBS FUND MANAGEMENT (SWITZERLAND) AG.	0	3.893.149	3.893.149
**D	UBS FUND MANAGEMENT (SWITZERLAND) AG.	0	268.426	268.426
**D	UBS FUNDMANAGEMENT	0	971.501	971.501
**D	PENSIONSKASSE POST	0	1.400.000	1.400.000
**D	AGORA MASTER FUND LIMITED APPELBY TRUST (CAYMAN) LTD	0	1.045.407	1.045.407
**D	ENGADINE EQUITY MASTER FUND	0	285.527	285.527
**D	VITTORIA FUND - EP.L.P. C/O THE CORPORATION TRUST COMPANY	0	2.142.108	2.142.108
**D	LANSOWNE ENERGY DYNAMICS MASTER LP	0	90.818	90.818
**D	BIG RIVER GROUP FD SPC LLC-EQ SEGREGATED PORTFOLIO C/O ALPHAGEN CAPITAL LTD	0	513.975	513.975
**D	ALPHANATICS MASTER FUND LTD CO PICTET ASSET MANAGEMENT SA.	0	17.079	17.079
**D	BOSTON PARTNERS GLOBAL INVESTORS, INC.	0	0	0
**D	GMO MASTER PORTFOLIOS (ONSHR) LP GMO TAX MGD BCHMK FRE FD CO GRANTHAM MAYO VAN OTTERLOO AND CO LLC	0	39.458	39.458
**D	COLONIAL FIRST STATE INVY LTD RE COMMONWEALTH SPLST FUND 10 C/O ACADIAN ASSET MANAGEMENT LLC	0	30.601	30.601
**D	JANUS HENDERSON CAPELLA FUND LIMITED C/O ALPHAGEN CAPITAL LTD	0	134.021	134.021
**D	RBC ISB - MMA VIE SA	0	2.259.188	2.259.188
**D	KAYNE ANDERSON MIDSTREAM INSTITUTIONAL FUND LP	0	280.800	280.800
**D	KAYNE EQUITY YIELD STRATEGIES LP	0	88.300	88.300
**D	KAYNE ANDERSON REAL ASSET FUND LP	0	2.900	2.900
**D	KAYNE ANDERSON INCOME PARTNERS LP	0	3.200	3.200
**D	KAYNE ANDERSON CAPITAL INCOME PARTNERS (QP) LP	0	57.300	57.300
**D	KAYNE ANDERSON MLP FUND LP	0	236.180	236.180
**D	ARTSFARE 2005 TRUST	0	63.730	63.730
**D	ASSET MANAGEMENT EXCHANGE CCF	0	763.420	763.420
**D	BROOKFIELD GLOBAL INFRASTRUCTURE SECURITIES INCOME FUND	0	192.800	192.800
**D	CBRE CLARION REAL ASSET LONG/SHORT FUND LP	0	19.493	19.493
**D	STICHTING DELA DEPOSITARY AND MANAGEMENT OUDE STADSGRACHT	0	497.504	497.504
**D	CHICAGO TRANSIT AUTHORITY RETIREE HEALTHCARE TRUST	0	105.108	105.108
**D	CI SIGNATURE CANADIAN EQUITY FLOS FUND	0	4.984	4.984
**D	STICHTING PENSIOENFONDS ING	0	346.642	346.642
**D	DIGNITY HEALTH RETIREMENT PLAN TRUST	0	481.019	481.019
**D	DIGNITY HEALTH	0	286.076	286.076
**D	DUKE ENERGY CORPORATION MASTER RETIREMENT TRUST	0	310.192	310.192
**D	CARPENTERS RETIREMENT PLAN OF WESTERN WASHINGTON	0	321.571	321.571
**D	SPARTAN GROUP TRUST FOR EMPLOYEE BENEFIT PLANS	0	2.871.052	2.871.052
**D	FRESNO COUNTY EMPLOYEES' RETIREMENT ASSOCIATION	0	201.170	201.170

GA

720

LISTA ESITO DELLE VOTAZIONE
 Oggetto: Determinazione della durata in carica del Consiglio di Amministrazione
 FAVOREVOLI

Badge	Ragione Sociale	Proprio	Delega	Totale
**D	FIREMEN'S ANNUITY AND BENEFIT FUND OF CHICAGO	0	35.724	35.724
**D	BANK OF BOTSWANA	0	83.201	83.201
**D	BANNER HEALTH	0	238.400	238.400
**D	USAA MASTER TRUST (PENSION AND RSP)	0	23.065	23.065
**D	CAMPBELL PENSION PLANS MASTER RETIREMENT TRUST	0	195.923	195.923
**D	CITY OF FRESNO RETIREMENT SYSTEMS	0	246.825	246.825
**D	CITIBANK EUROPE PLC AS TRUSTEE FOR STANDARD LIFE WEALTH BALANCED BRIDGE FUND	0	1.982.295	1.982.295
**D	HSBC - NORTH AMERICA (U.S.) PENSION TRUST	0	212.930	212.930
**D	LOS ANGELES CITY EMPLOYEES RETIREMENT SYSTEM	0	3.816.303	3.816.303
**D	POLICE RETIREMENT SYSTEM OF KANSAS CITY, MISSOURI	0	87.100	87.100
**D	BAPTIST FOUNDATION OF TEXAS DBA HIGHGROUND ADVISORS	0	183.152	183.152
**D	WEST VIRGINIA INVESTMENT MANAGEMENT BOARD	0	1.683.500	1.683.500
**D	TEACHERS RETIREMENT SYSTEM OF OKLAHOMA	0	1.299.358	1.299.358
**D	STATE OF UTAH SCHOOL AND INSTITUTIONAL TRUST FUNDS TRUST FUNDS	0	143.200	143.200
**D	IBM DIVERSIFIED GLOBAL EQUITY FUND	0	246.797	246.797
**D	CIVILIAN EMPLOYEES' RETIREMENT SYSTEM OF THE POLICE DEPARTMENT OF KANSAS CITY MISSOURI	0	14.200	14.200
**D	COMMONFUND STRATEGIC SOLUTIONS GLOBAL EQUITY, LLC	0	17.600	17.600
**D	CYMI EQUITY LP	0	58.035	58.035
**D	DANSKE INVEST SICAV EUROPE HIGH DIVIDEND	0	246.591	246.591
**D	NATIONAL WESTMINSTER BANK PLC AS TRUSTEE OF KES STRATEGIC INVESTMENT FUND	0	44.256	44.256
**D	DB RESIDUARY TRUST FOR JOEL G. BROIDA U/I DTD 9/3/1981	0	5.647	5.647
**D	DB RESIDUARY TRUST FOR MAANA J. BROIDA U/I DATED SEPTEMBER 3, 1981	0	5.652	5.652
**D	DB RESIDUARY TRUST FOR MELANIE B. WERL U/I DATED SEPTEMBER 3 1981	0	5.647	5.647
**D	DB RESIDUARY TRUST FOR RICHARD A. BROIDA U/I DATED 9/3/1981	0	5.652	5.652
**D	ELO MUTUAL PENSION INSURANCE COMPANY ELO MUTUAL PENSION INSURANCE COMPANY	0	2.307.413	2.307.413
**D	PZENA GLOBAL FOCUSED VALUE FUND	0	5.997	5.997
**D	BT PENSION SCHEME LLOYDS CHAMBERS	0	6.896.739	6.896.739
**D	STICHTING HEINEKEN PENSIOENFONDS	0	521.955	521.955
**D	IBM PENSION PLAN	0	56.213	56.213
**D	STICHTING PENSIOENFONDS SAGITTARIUS	0	293.702	293.702
**D	STICHTING PENSIOENFONDS VAN DE METALEKTRO (PME)	0	4.456.047	4.456.047
**D	DELAWARE PUBLIC EMPLOYEES RETIREMENT SYSTEM	0	446.386	446.386
**D	LINCOLNSHIRE COUNTY COUNCIL PENSION FUND	0	355.706	355.706
**D	THE BOARD OF THE PENSION PROTECTION FUND RENAISSANCE	0	205.402	205.402
**D	CHEVRON UK PENSION PLAN	0	196.762	196.762
**D	STICHTING PENSIOENFONDS APF	0	51.902	51.902
**D	TREDEJE AP-FONDEN	0	5.098.045	5.098.045
**D	PUBLIC EMPLOYEES RETIREMENT ASSOCIATION OF COLORADO	0	6.751.320	6.751.320
**D	DOW RETIREMENT GROUP TRUST THE DOW CHEMICAL COMPANY	0	317.180	317.180
**D	DOW RETIREMENT GROUP TRUST THE DOW CHEMICAL COMPANY	0	1.121.980	1.121.980
**D	FUTURE FUND BOARD OF GUARDIANS FOR AND ON BEHALF OF FUTURE FUND	0	583.868	583.868
**D	FUTURE FUND BOARD OF GUARDIANS FOR AND ON BEHALF OF THE MEDICAL RESEARCH FUTURE FUND	0	238.541	238.541
**D	MRFF INVESTMENT COMPANY NO. 2 PTY LTD	0	626.886	626.886

GA

FLA

LISTA ESITO DELLE VOTAZIONI

Oggetto: Determinazione della durata in carica del Consiglio di Amministrazione

FAVOREVOLI

Badge	Regione Sociale	Proprio	Delega	Totale
**D	HP INVEST COMMON CONTRACTUAL FUND	0	292.012	292.012
**D	NORTHERN TRUST UCITS COMMON CONTRACTUAL FUND	0	4.138.339	4.138.339
**D	COLONIAL FIRST STATE WHOLESALE INDEXED GLOBAL SHARE FUND	0	288.870	288.870
**D	COMMONWEALTH GLOBAL SHARE FUND 17	0	424.217	424.217
**D	COLONIAL FIRST STATE INVESTMENT FUND 50	0	359.960	359.960
**D	COLONIAL FIRST STATE WHOLESALE ACADIAN GLOBAL EQUITY FUND	0	62.958	62.958
**D	COMMONWEALTH GLOBAL SHARE FUND 30	0	161.753	161.753
**D	MUNICIPAL EMPLOYEES' ANNUITY AND BENEFIT FUND OF CHICAGO	0	206.816	206.816
**D	MUNICIPAL EMPLOYEES' ANNUITY AND BENEFIT FUND OF CHICAGO	0	19.928	19.928
**D	MUNICIPAL EMPLOYEES' ANNUITY AND BENEFIT FUND OF CHICAGO	0	116.900	116.900
**D	ESMOND HARMSWORTH 1998 FAMILY SETTLEMENT CODAN TRUST COMPANY LIMITED	0	32.519	32.519
**D	FIAM GLOBAL LOW VOLATILITY EQUITY FUND, L.P.	0	286.952	286.952
**D	UNITED NATIONS RELIEF AND WORKS AGENCY FOR PALESTINE REFUGEES IN THE NEAR EAST UNRWA HEADQUARTERS BAYADER WADI AL-SEER A	101.774		0
**D	UNITED NATIONS RELIEF AND WORKS AGENCY FOR PALESTINE REFUGEES IN THE NEAR EAST UNRWA HEADQUARTERS BAYADER WADI AL-SEER A	42.874		0
**D	US RETIREMENT TRUST	0	35.158	35.158
**D	VIRGINIA C.MARS REVOCABLE TRUST DATED AUGUST 6, 1991	0	3.648	3.648
**D	WHEELS COMMON INVESTMENT FUND	0	70.663	70.663
**D	S. ROBSON WALTON 2010 TRUST	0	24.511	24.511
**D	JCW 1987 ARTICLE II DESC TRUST EBO TLM	0	3.451	3.451
**D	S. ROBSON WALTON 2009 GRAT NO. 4 ARTICLE II TRUST	0	19.379	19.379
**D	STUART L. WALTON FAMILY TRUST UAD 3/19/13	0	30.928	30.928
**D	FLEUREL HOLDINGS LLC	0	17.620	17.620
**D	EXELON CORPORATION NUCLEAR DECOMMISSION TRUST - NON TAX QUALIFIED	0	4.744	4.744
**D	HRW TESTAMENTARY TRUST NO. 7	0	87.625	87.625
**D	FOLGER LEVIN LLP PROFIT SHARING PLAN AND TRUST FOLGER LEVIN LLP	0	13.123	13.123
**D	THE BUILDERS INITIATIVE INC	0	180.288	180.288
**D	THOMAS L. WALTON FAMILY TRUST UAD 03/19/13	0	12.440	12.440
**D	SAMFORD UNIVERSITY PENSION PLAN TRUST	0	8.901	8.901
**D	FRANMOR NOMINEES LIMITED ACTING IN ITS CAPACITY AS NOMINEE FOR DAVID H AROLD PRINDLE BRADBURY	0	31.807	31.807
**D	MASTER TRUST AGREEMENT BETWEEN PEIZER INC AND THE NORTHERN TRUST COMPANY	0	1.320.262	1.320.262
**D	PHILLIPS 66 RETIREMENT PLAN TRUST	0	470.880	470.880
**D	FREEPORT MINERALS CORPORATION DEFINED BENEFIT MASTER TRUST FREEPORT T - MCMORAN	0	107.400	107.400
**D	FRANMOR MINERALS LIMITED ACTING IN ITS CAPACITY AS NOMINEE FOR GEORGE SWITHIN RODDIS BRADBURY	0	31.804	31.804
**D	GENERAL PENSION AND SOCIAL SECURITY AUTHORITY GPSSA	0	753.586	753.586
**D	GOG PARTNERS GLOBAL EQUITY FUND - GOG PARTNERS SERIES LLC CAPITAL SERVICES INC	0	3.512.160	3.512.160
**D	GOG PARTNERS INTERNATIONAL EQUITY FUND-GOG PARTNERS SERIES LLC CAPITAL SERVICES INC.	0	4.110.674	4.110.674
**D	GOG PARTNERS RESTRICTED GLOBAL EQUITY FUND - GOG PARTNERS SERIES LLC CAPITAL SERVICES INC	0	12.156	12.156
**D	JCW 1987 ARTICLE II DESC TRUST EBO JMW DTD 1/1/2012	0	3.524	3.524
**D	GULF INTERNATIONAL BANK (UK) LIMITED	0	10.497	10.497
**D	HACKENSACK MERIDIAN HEALTH MASTER RETIREMENT TRUST	0	147.800	147.800
**D	HONEYWELL SAVINGS AND OWNERSHIP PLAN MASTER TRUST	0	124.187	124.187

Egn

fll

LISTA ESITO DELLE VOTAZIONE

Oggetto: Determinazione della durata in carica del Consiglio di Amministrazione

FAVOREVOLI

Badge	Ragione Sociale	Proprio	Delega	Totale
**D	JCW 1987 ARTICLE II DESC TRUST FBO SLW	0	3.074	3.074
**D	JCW 1987 ARTICLE II DESC TRUST FBOAAP C/O WALTON ENTERPRISES LLC	0	2.172	2.172
**D	OAKLAND COUNTY VEBB	0	176.049	176.049
**D	HSBC - NORTH AMERICA (U.S.) PENSION TRUST	0	246.273	246.273
**D	OLIN PENSION PLANS MASTER RETIREMENT TRUST	0	25.708	25.708
**D	NEW CHURCH INVESTMENT FUND	0	14.837	14.837
**D	LSV INTERNATIONAL VALUE EQUITY TRUST	0	1.661.700	1.661.700
**D	LTV INVESTMENTS LLC	0	187.424	187.424
**D	CLINTON NUCLEAR POWER PLANT QUALIFIED FUND CLINTON NUCLEAR POWER PLANT QUALIFIED FUND	0	18.892	18.892
**D	CHURCH OF ENGLAND INVESTMENT FUND FOR PENSIONS	0	195.050	195.050
**D	THE AVI CHAI FOUNDATION	0	14.470	14.470
**D	ALICE A PROIETTI FAMILY TRUST UAD 09/27/13	0	14.146	14.146
**D	INDUSTRIAL ALLIANCE INSURANCE AND FINANCIAL SERVICES INC.	0	455.000	455.000
**D	INHER AMERICAN DEVELOPMENT BANK STAFF RETIREMENT FUND	0	510.873	510.873
**D	CHICAGO COMMUNITY FOUNDATION	0	18.130	18.130
**D	CYSTIC FIBROSIS FOUNDATION	0	202.858	202.858
**D	ARVEST FOUNDATION	0	3.904	3.904
**D	BECTION DICKINSON AND COMPANY MASTER RETIREMENT TRUST	0	22.403	22.403
**D	MASTER TRUST FOR CERTAIN TAX-QUALIFIED BECHTEL RETIREMENT PLANS QUALIFIED BECHTEL RETIREMENT PLANS	0	0	0
**D	INTERNATIONAL MONETARY FUND STAFF RETIREMENT PLAN 700	0	171.790	171.790
**D	JIK INVESTMENTS L.P.	0	44.487	44.487
**D	DAUGHTERS OF CHARITY OF ST. VINCENT DE PAUL PROVINCE OF THE WEST	0	199.069	199.069
**D	BEL45 CAPITAL PARTNERS LLC BEL45 CAPITAL PARTNERS LLC	0	60.508	60.508
**D	SHELBY COUNTY OPEB TRUST	0	36.053	36.053
**D	SHELBY COUNTY RETIREMENT SYSTEM	0	193.233	193.233
**D	MOBIUS LIFE LIMITED	0	28.540	28.540
**D	SARASIN GLOBAL HIGHER DIVIDEND	0	2.545.690	2.545.690
**D	SARASIN GLOBAL EQUITY REAL RETURN	0	477.000	477.000
**D	THE JUNIPER FUND	0	679.760	679.760
**D	SARASIN THEMATIC GLOBAL EQUITY	0	835.211	835.211
**D	THE MAZENER FUND	0	345.804	345.804
**D	DIVERSIFICATION FUND ICVC	0	20.195	20.195
**D	SARASIN GLOBAL DIVIDEND	0	664.621	664.621
**D	COMMONWEALTH GLOBAL SHARES FUND	0	1.057.730	1.057.730
**D	THEODORE SPENCER REVOCABLE TRUST	0	4.507	4.507
**D	R. BLANE WALTER C/O TALISMAN CAPITAL	0	23.805	23.805
**D	MARY K MC QUISTON MCCAW	0	19.608	19.608
**D	MURIEL MCBRIEN KAUFFMAN FOUNDATION	0	45.450	45.450
**D	CITY OF AUSTIN EMPLOYERS RETIREMENT SYSTEM	0	16.741	16.741
**D	CULTURAL INSTITUTIONS PENSION PLAN TRUST CULTURAL INSTITUTIONS RETIREMENT SYSTEM	0	15.287	15.287
**D	JO HAMBRO CAPITAL MANAGEMENT UK UMBRELLA FUND C/O JO HAMBRO CAPITAL MANAGEMENT	0	243.909	243.909
**D	DOMINION RESOURCES INC. MASTER TRUST	0	176.043	176.043

EPA

723

LISTA ESITO DELLE VOTAZIONE
 Oggetto: Determinazione della durata in carica del Consiglio di Amministrazione
 FAVOREVOLI

Badge	Ragione Sociale	Proprio	Delega	Totale
**D	JOBCH INTERNATIONAL SMALL CAP EQUITY FUND	0	15.445	15.445
**D	FUNDO DE PENSOES ALAMEDA DE CARLOS D' ASSUMPCAO	0	83.364	83.364
**D	GANNETT RETIREMENT PLAN MASTER TRUST	0	213.382	213.382
**D	GANNETT RETIREMENT PLAN MASTER TRUST GANNETT RETIREMENT PLAN MASTER TRUST	0	26.994	26.994
**D	JOSHUA GREEN CORPORATION 1425	0	7.025	7.025
**D	JOHN AND TERRY LEVIN REVOCABLE TRUST	0	21.818	21.818
**D	BAKING GLOBAL OPPORTUNITIES UMBRELLA FUND	0	10.589	10.589
**D	BEAT DRUGS FUND ASSOCIATION	0	1.412.989	1.412.989
**D	HONG KONG SAR GOVERNMENT EXCHANGE FUND	0	9.588.926	9.588.926
**D	HONG KONG SAR GOVERNMENT EXCHANGE FUND	0	2.917	2.917
**D	THE CHINESE UNIVERSITY OF HONG KONG STAFF SUPERANNUATION SCHEME	0	2.246.173	2.246.173
**D	PUBLIC PENSION AGENCY	0	2.091.768	2.091.768
**D	PUBLIC PENSION AGENCY	0	1.366.013	1.366.013
**D	PUBLIC PENSION AGENCY	0	222.288	222.288
**D	INTER AMERICAN DEVELOPMENT BANK	0	14.591	14.591
**D	PRO-GEN INVESTMENTS LLC	0	4.475	4.475
**D	PLURIBUS LABS GLOBAL CORE EQUITY MASTER FUND LP	0	654.176	654.176
**D	CINDY SPRINGS, LLC	0	146.024	146.024
**D	RDM LIQUID LLC	0	246.015	246.015
**D	NTGI-QM COMMON DAILY ALL COUNTRY WORLD EX-US INVESTABLE MARKET INDEX FUND - NON LENDING	0	34.565	34.565
**D	JOHN GARDNER PERENCHIO IRREVOCABLE	0	50.186	50.186
**D	SALIX, LLC	0	100.065	100.065
**D	SANFORD C. BERNSTEIN AND CO DBT TAX MANAGED INTERNATIONAL BLEND SERIES	0	94.010	94.010
**D	SENTINEL INTERNATIONAL FUND	0	2.395	2.395
**D	SIM GLOBAL BALANCED TRUST.	0	59.658	59.658
**D	SIM PORTFOLIO LLC	0	4.211	4.211
**D	THYSSEN GLOBAL INVESTMENTS CORP	0	18.699	18.699
**D	MALACHITE 35 TRUST	0	371.504	371.504
**D	JOHN HANCOCK DIVERSIFIED REAL ASSETS FUND	0	22.820	22.820
**D	FCM INTERNATIONAL LLC	0	2.517	2.517
**D	SRIMODA HOLDINGS, LLC	0	76.416	76.416
**D	801 INVESTMENTS LLC	0	92.705	92.705
**D	MALACHITE 35 TRUST	0	50.743	50.743
**D	MS FUND LP	0	9.392	9.392
**D	WAM INVESTMENTS, LLC	0	476.466	476.466
**D	GLOBAL BOND FUND WAYCROSSE INC	0	16.237	16.237
**D	SILVER GROWTH FUND, LP	0	3.288	3.288
**D	MFC INTERNATIONAL FUND LLC	0	13.507	13.507
**D	JULIA IRENE KAUFFMAN REVOCABLE TRUST	0	36.305	36.305
**D	KARSH LIVING TRUST	0	120.154	120.154
**D	82A HOLDINGS, LLC	0	12.132	12.132
**D	NELKE PARTNERSHIP C/O NORTHERN TRUST COMPANY MANAGER	0	33.136	33.136
**D	OMEGA FTIP LIMITED PARTNERSHIP	0	33.136	33.136
**D	OHANA HOLDINGS, LLC	0	647.300	647.300

EM

726

LISTA ESITO DELLE VOTAZIONE

Oggetto: Determinazione della durata in carica del Consiglio di Amministrazione

FAVOREVOLI

Badge	Ragione Sociale	Proprio	Delega	Totale
**D	ORIZABA, LP	0	23.138	23.138
**D	MF INTERNATIONAL FUND-LLC	0	15.300	15.300
**D	LTV GROUP HOLDINGS, LLC	0	398.681	398.681
**D	LSV INTERNATIONAL (AC) VALUE EQUITY FUND, LP	0	1.722.800	1.722.800
**D	LEHMAN-STAMM FAMILY PARTNERS LLC LEHMAN-STAMM FAMILY PARTNERS LLC	0	2.670	2.670
**D	KENT COUNTY COUNCIL SUPERANNUATION FUND	0	1.247.343	1.247.343
**D	LEGAL AND GENERAL MSCI EAPE FUND LLC	0	792.159	792.159
**D	LAKE AVENUE INVESTMENTS, LLC	0	339.814	339.814
**D	THE JBUT MASTER INVESTMENT PARTNERS HIP LLP C/O JACOBUS WEALTH MANAGEMENT	0	13.127	13.127
**D	LABORERS' AND RETIREMENT BOARD EMPLOYEES' ANNUITY AND BENEFIT FUND OF CHICAGO	0	5.983	5.983
**D	INTERNATIONAL EQUITY FUND	0	311.637	311.637
**D	INTERVENTURE EQUITY INVESTMENTS LIMITED	0	44.290	44.290
**D	LSV INTERNATIONAL CONCENTRATED EQUITY FUND, LP	0	746.100	746.100
**D	MAN NUMERIC ALTERNATIVE RISK PREMIA VALUE C/O CITICO TRUSTEES (CAYMAN) LIMITED	0	2.942.100	2.942.100
**D	HASLAM FAMILY INVESTMENT PARTNERSHI	0	3.696	3.696
**D	INTERNATIONAL EXPATRIATE BENEFIT MASTER TRUST	0	37.661	37.661
**D	MONDRIAN FUNDS PUBLIC LIMITED COMPANY MONDRIAN FUNDS PUBLIC LIMITED COMPANY	0	8.169	8.169
**D	NTGI-QM COMMON DAILY EAPE INDEX FUND - NON LENDING	0	821.401	821.401
**D	MONDRIAN GLOBAL ALL COUNTRIES WORLD EQUITY FUND, L.P.	0	5.481	5.481
**D	MONDRIAN INTERNATIONAL EQUITY ESG FUND L.P.	0	394.115	394.115
**D	ATIVO INTERNATIONAL EQUITY FUND LP	0	90.640	90.640
**D	NATIONAL RAILROAD RETIREMENT INVESTMENT TRUST	0	676.761	676.761
**D	CARNELIAN INVESTMENT MANAGEMENT LLC	0	187.992	187.992
**D	CARROLL AVENUE PARTNERS LLC	0	3.325	3.325
**D	CHCF GLOBAL SECURITIES LP	0	1.334	1.334
**D	BETTER BE GOOD LLC	0	8.700	8.700
**D	FIDDLER PARTNERS LLC	0	3.119	3.119
**D	NATIONAL WESTMINSTER BANK PLC AS TRUSTEE OF SARASIN ENDOWMENTS FUND	0	3.292.677	3.292.677
**D	EVA VALLEY M&I LLC	0	62.781	62.781
**D	SHY LLC	0	41.283	41.283
**D	AJO GLOBAL MARKET-NEUTRAL FUND LTD	0	2.280	2.280
**D	NATIONAL WESTMINSTER BANK PLC AS TRUSTEE OF SARASIN INCOME AND RESERVES FUND	0	76.406	76.406
**D	FOURTH AVENUE INVESTMENT COMPANY	0	44.768	44.768
**D	DYNASTY INVEST, LTD	0	16.256	16.256
**D	DELFINCO, LP	0	47.720	47.720
**D	DEI LP EQUITY (PASSIVE)	0	11.494	11.494
**D	AVALON PORTFOLIO II, LLC	0	2.447	2.447
**D	CENTERSQUARE INVESTMENT MANAGEMENT LLC	0	3.660	3.660
**D	SUSTAINABLE INSIGHT GLOBAL ESG PASSIVE PLUS FUND LLC	0	3.576	3.576
**D	ASCENSION ALPHA FUND, LLC	0	1.078.633	1.078.633
**D	K INVESTMENTS SH LIMITED	0	1.111.424	1.111.424
**D	PZENA GLOBAL VALUE FUND 2 DST	0	212.011	212.011
**D	PZENA INTERNATIONAL EX-US FOCUSED VALUE FUND DST A SERIES OF PZENA VALUE TRUST	0	136.508	136.508

EA

725

LISTA ESITO DELLE VOTAZIONE

Oggetto: Determinazione della durata in carica del Consiglio di Amministrazione

FAVOREVOLI

Badge	Ragione Sociale	Proprio	Delega	Totale
**D	LEGAL AND GENERAL DEVELOPED MULTI-FACTOR SL FUND LLC	0	173.998	173.998
**D	PERMANENT FUND INVESTMENTS LLC	0	57.163	57.163
**D	NTGI-QM COMMON DAILY EAFE INDEX FUND - LENDING	0	658.946	658.946
**D	SANFORD C. BERNSTEIN AND CO DBT INTERNATIONAL VALUE SERIES	0	217.333	217.333
**D	NTGI - QM COMMON DAILY ALL COUNTRY WORLD EX-US EQUITY INDEX FUND - LENDING	0	445.251	445.251
**D	NATIONAL WESTMINSTER BANK PLC AS TRUSTEE OF SARASIN CLIMATE ACTIVE EN DOWMENTS FUND	0	553.888	553.888
**D	PZENA VALUE TRUST	0	14.521	14.521
**D	UNITED NATIONS JOINT STAFF PENSION FUND	0	6.400.000	6.400.000
**D	INTERNATIONAL MONETARY FUND STAFF RETIREMENT PLAN	0	10.994	10.994
**D	INTERNATIONAL MONETARY FUND STAFF RETIREMENT PLAN	0	598.817	598.817
**D	INTERNATIONAL MONETARY FUND STAFF RETIREMENT PLAN 700	0	844.974	844.974
**D	INTERNATIONAL MONETARY FUND STAFF RETIREMENT PLAN 700	0	68.637	68.637
**D	NATIONAL WESTMINSTER BANK AS TRUSTEE OF EDEN INVESTMENT FUND	0	354.898	354.898
**D	NATWEST DEP SW SVSTPI IBI GS C	0	581.871	581.871
**D	THE PUBLIC INSTITUTION FOR SOCIAL SECURITY	0	617.500	617.500
**D	THE PUBLIC INSTITUTION FOR SOCIAL SECURITY	0	435.091	435.091
**D	THE PUBLIC INSTITUTION FOR SOCIAL SECURITY	0	0	0
**D	NATWEST TRUSTEE AND DEPOSITORY SERVICES LIMITED AS TRUSTEE OF TM MASONIC CHARITABLE FOUNDATION INVESTMENT FUND	0	102.089	102.089
**D	MONDRIAN ALL COUNTRIES WORLD EX-US EQUITY FUND LP	0	2.898.040	2.898.040
**D	MONDRIAN INTERNATIONAL EQUITY FUND L.P.	0	10.598.980	10.598.980
**D	NATIONAL COUNCIL FOR SOCIAL SEC FUND	0	549.523	549.523
**D	NATIONAL COUNCIL FOR SOCIAL SECURITY FUND.	0	102.263	102.263
**D	NATIONAL COUNCIL FOR SOCIAL SECURITY FUND.	0	101.319	101.319
**D	NAGEE ANN POLYTECHNIC	0	2.220	2.220
**D	NATIONAL COUNCIL FOR SOCIAL SEC FUND	0	1.087.614	1.087.614
**D	NATIONAL COUNCIL FOR SOCIAL SEC FUND	0	540.282	540.282
**D	FIDELITY INVESTMENT TRUST: FIDELITY INTERNATIONAL CAPITAL APPRECIATION FUND	0	6.322.200	6.322.200
**D	FIDELITY INVESTMENT TRUST: FIDELITY DIVERSIFIED INTERNATIONAL K6 FUND	0	2.090.486	2.090.486
**D	FIDELITY SALEM STREET TRUST: FIDELITY FLEX INTERNATIONAL INDEX FUND	0	169.241	169.241
**D	FIDELITY INVESTMENT TRUST: FIDELITY INTERNATIONAL VALUE FUND	0	1.244.300	1.244.300
**D	FIDELITY SALEM STREET TRUST FIDELITY SERIES GLOBAL EX U.S. INDEX FUND	0	5.593.466	5.593.466
**D	FIDELITY INVESTMENT TRUST: FIDELITY INFRASTRUCTURE FUND	0	69.579	69.579
**D	ERIKA J. GLAZER 1985 TRUST	0	69.515	69.515
**D	EMERSON GLAZER TRUST OF 1989	0	15.740	15.740
**D	MONDRIAN GLOBAL EQUITY ESG FUND LP	0	4.725	4.725
**D	LSV GLOBAL CV EQUITY FUND, LP	0	117.000	117.000
**D	HS PORTFOLIO LP	0	33.563	33.563
**D	H AND S INVESTMENTS I LP	0	17.281	17.281
**D	DOUBLE DIGIT CAGR LLC	0	31.768	31.768
**D	BERNSTEIN GLOBAL STYLE BLEND SERIES	0	64.800	64.800
**D	MONDRIAN GLOBAL EQUITY FUND, L.P.	0	106.907	106.907
**D	BERNSTEIN TAX-MANAGED GLOBAL STYLE BLEND SERIES	0	195.480	195.480
**D	NEW OAK NOMINEES LIMITED	0	13.561	13.561

13

726

LISTA ESITO DELLE VOTAZIONI
 Oggetto: Determinazione della durata in carica del Consiglio di Amministrazione
 FAVOREVOLI

Badge	Ragione Sociale	Proprio	Delega	Totale
**D	PACIFIC SALMON COMMISSION	0	82.400	82.400
**D	PUBLIC SECTOR PENSION INVESTMENT BOARD	0	4.435.508	4.435.508
**D	HALIFAX REGIONAL MUNICIPALITY MASTER TRUST	0	106.850	106.850
**D	MICHELIN NORTH AMERICA (CANADA) INC. MASTER TRUST	0	3.262	3.262
**D	HSBC U.S. EQUITY FUND	0	60.897	60.897
**D	HAGFORS LIMITED HE R AND H TRUST COMPANY LTD	0	65.527	65.527
**D	POLICEMEN'S ANNUITY AND BENEFIT FUND OF CHICAGO	0	88.740	88.740
**D	STICHTING BLUE SKY LIQUID ASSET FUNDS	0	916.606	916.606
**D	NEW ZEALAND SUPERANNUATION FUND	0	99.120	99.120
**D	STATE UNIVERSITIES RETIREMENT SYSTEM	0	1.792.896	1.792.896
**D	COMMONWEALTH SUPERANNUATION CORPORATION AS TRUSTEE FOR ARIA INVESTMENTS TRUST	0	459.136	459.136
**D	MERCER PASSIVE INTERNATIONAL SHARES FUND	0	279.536	279.536
**D	MERCER OSS TRUST	0	423.500	423.500
**D	MERCER GLOBAL ENHANCED LOW VOLATILITY SHARES FUND	0	61.776	61.776
**D	LORD MAYORS CHARITABLE FUND	0	6.112	6.112
**D	QUEENSLAND INVESTMENT TRUST NO 2	0	82.771	82.771
**D	COMMONWEALTH GLOBAL SHARE FUND 28	0	59.229	59.229
**D	GOVERNMENT EMPLOYEES SUPERANNUATION BOARD	0	255.487	255.487
**D	GOVERNMENT EMPLOYEES SUPERANNUATION BOARD	0	407.993	407.993
**D	IAGAM GLOBAL EQUITY TRUST	0	139.863	139.863
**D	QIC INTERNATIONAL EQUITIES FUND	0	115.235	115.235
**D	SAMEFORD UNIVERSITY	0	9.556	9.556
**D	THE TRUSTEES OF THE HENRY SMITH CHARITY	0	175.464	175.464
**D	TYCO ELECTRONICS CORPORATION RETIREMENT SAVINGS AND INVESTMENT PLAN	0	47.510	47.510
**D	STP NUCLEAR OPERATING COMPANY RETIREMENT TRUST	0	2.893	2.893
**D	S. ROBSON WALTON 1999 CHILDRENS TRUST	0	22.740	22.740
**D	NATWEST TRUSTEE AND DEPOSITARY SERVICES LIMITED AS TRUSTEE OF THE MAID EN FUND	0	343.224	343.224
**D	OAKLAND COUNTY EMPLOYEES RETIREMENT SYSTEM	0	80.563	80.563
**D	NORTHERN TRUST GLOBAL INVESTMENTS COLLECTIVE FUNDS TRUST	0	1.034.608	1.034.608
**D	PRESBYTERIAN CHURCH (USA) FOUNDATION	0	19.194.815	19.194.815
**D	JOHN T WALTON FAMILY TRUST	0	53.873	53.873
**D	HRW TESTAMENTARY TRUST NO 2	0	124.531	124.531
**D	HRW TESTAMENTARY TRUST NO. 8	0	32.139	32.139
**D	HRW TESTAMENTARY TRUST NO. 9	0	48.037	48.037
**D	HRW TESTAMENTARY TRUST NO. 12	0	46.017	46.017
**D	HRW TESTAMENTARY TRUST NO 5	0	65.493	65.493
**D	HRW TRUST NO 4 UAD 01/17/03	0	32.649	32.649
**D	HRW TRUST NO 3 UAD 01/17/03	0	33.778	33.778
**D	HRW TESTAMENTARY TRUST NO 1	0	39.490	39.490
**D	HRW TESTAMENTARY TRUST NO 3	0	70.769	70.769
**D	HRW TRUST NO 1 UAD 01/17/03	0	48.759	48.759
**D	HRW TESTAMENTARY TRUST NO. 10	0	42.407	42.407
**D	HRW TESTAMENTARY TRUST NO. 10	0	57.366	57.366

727

89

LISTA ESITO DELLE VOTAZIONE
 Oggetto: Determinazione della durata in carica del Consiglio di Amministrazione
 FAVOREVOLI

Badge	Ragione Sociale	Proprio	Delega	Totale
**D	HRW TRUST NO 2 UAD 01/17/03	0	46.269	46.269
**D	HRW TESTAMENTARY TRUST NO 4	0	32.492	32.492
**D	HRW TESTAMENTARY TRUST NO 6	0	60.587	60.587
**D	HRW TESTAMENTARY TRUST NO. 11	0	71.064	71.064
**D	OWENS CORNING DEFINED BENEFIT MASTER TRUST	0	19.624	19.624
**D	NORTHERN ENGAGE360 FUND	0	60.987	60.987
**D	NEW IRELAND ASSURANCE COMPANY PLC	0	5.022.269	5.022.269
**D	NORTHERN FUNDS - INTERNATIONAL EQUITY INDEX FUND	0	2.737.649	2.737.649
**D	MICHIGAN CATHOLIC CONFERENCE	0	11.995	11.995
**D	MICHIGAN CATHOLIC CONFERENCE	0	83.012	83.012
**D	MICHIGAN HEALTHCARE MASTER PENSION TRUST	0	547.012	547.012
**D	MICHIGAN CATHOLIC CONFERENCE MASTER PENSION TRUST	0	36.984	36.984
**D	MICHIGAN CATHOLIC CONFERENCE MASTER PENSION TRUST	0	191.061	191.061
**D	MICHIGAN CATHOLIC CONFERENCE MASTER PENSION TRUST	0	79.802	79.802
**D	LOCKHEED MARTIN CORPORATION MASTER RETIREMENT TRUST	0	561.459	561.459
**D	LOCKHEED MARTIN CORPORATION MASTER RETIREMENT TRUST	0	300.286	300.286
**D	THE LEVERHULME TRUST	0	1.046.511	1.046.511
**D	THE LEVERHULME TRUST	0	37.736	37.736
**D	JTW TRUST NO. 2 UAD 9/19/02	0	39.892	39.892
**D	JTW TRUST NO. 4 UAD 9/19/02	0	28.500	28.500
**D	JTW TRUST NO. 1 UAD 9/19/02	0	28.855	28.855
**D	JTW TRUST NO. 3 UAD 9/19/02	0	20.274	20.274
**D	JTW TRUST NO. 5 UAD 9/19/02	0	34.290	34.290
**D	OAKLAND POLICE AND FIRE RETIREMENT SYSTEM	0	46.775	46.775
**D	HEWITT ASSOCIATES LLC 401K PLAN TRUST	0	293.984	293.984
**D	THE HEALTH FOUNDATION	0	78.277	78.277
**D	OLD WESTBURY MULTI-ASSET OPPORTUNITIES FUND	0	97.818	97.818
**D	FORD MOTOR COMPANY DEFINED BENEFIT MASTER TRUST	0	60.300	60.300
**D	COVENANT HEALTH	0	37.719	37.719
**D	EXELON FITZPATRICK QUALIFIED FUND	0	8.411	8.411
**D	ACORN 1998 TRUST	0	354.585	354.585
**D	EMERSON ELECTRIC CO. RETIREMENT MASTER TRUST	0	3.743	3.743
**D	EXELON PEACH BOTTOM UNIT 1 QUALIFIED FUND 10	0	152.400	152.400
**D	EMERSON ELECTRIC CO. RETIREMENT MASTER TRUST	0	195.658	195.658
**D	FORD MOTOR COMPANY DEFINED BENEFIT MASTER TRUST	0	4.103	4.103
**D	FLORIDA COLLEGE SAVINGS PROGRAM	0	198.666	198.666
**D	FRANCISCAN ALLIANCE, INC.	0	23.232	23.232
**D	COMBUSTION ENGINEERING 524 (G) ASBESTOS PI TRUST PI TRUST	0	412.557	412.557
**D	CENTURYLINK, INC. DEFINED CONTRIBUTION PLAN MASTER TRUST	0	349.892	349.892
**D	CATERPILLAR INVESTMENT TRUST	0	267.175	267.175
**D	CATERPILLAR INVESTMENT TRUST	0	868.425	868.425
**D	CATERPILLAR INC MASTER RETIREMENT TRUST	0	506.468	506.468
**D	CATERPILLAR INC MASTER RETIREMENT TRUST	0	25.183	25.183
**D	BRISTOL-MYERS SQUIBB COMPANY MASTER RETIREMENT TRUST	0		

728

GA

LISTA ESITO DELLE VOTAZIONE
 Oggetto: Determinazione della durata in carica del Consiglio di Amministrazione
 FAVOREVOLI

Badge	Ragione Sociale	Proprio	Delega	Totale
**D	THE NORTHERN TRUST COMPANY SUB-ADVISED COLLECTIVE FUNDS TRUST	0	4.470.319	4.470.319
**D	NORTHERN FUNDS INTERNATIONAL GROWTH EQUITY FUND	0	90.414	90.414
**D	ALW 2010 FAMILY TRUST ALICE WALTON/C WALTON ENTERPRISES LLC	0	423.465	423.465
**D	AON SAVINGS PLAN TRUST	0	125.031	125.031
**D	AON PENSION PLAN TRUST AON CORPORATION	0	40.525	40.525
**D	CALIFORNIA PHYSICIANS SERVICE D/B/A BLUE SHIELD OF CALIFORNIA	0	27.513	27.513
**D	AMERICAN HONDA MASTER RETIREMENT TRUST	0	546.330	546.330
**D	CITY OF MILWAUKEE EMPLOYEES RETIREMENT SYSTEM	0	177.096	177.096
**D	CHEVRON MASTER PENSION TRUST	0	807.706	807.706
**D	GUIDESTONE FUNDS INTERNATIONAL EQUITY FUND	0	1.143.157	1.143.157
**D	FLORIDA PREPAID COLLEGE PROGRAM	0	267.754	267.754
**D	CENURYLINK, INC. DEFINED BENEFIT MASTER TRUST	0	339.346	339.346
**D	GUIDESTONE FUNDS INTERNATIONAL EQUITY INDEX FUND	0	395.596	395.596
**D	STICHTING INSTITUUT GAK	0	58.474	58.474
**D	ALFRED I. DUFONT TESTAMENTARY TRUST	0	176.642	176.642
**D	CSAA INSURANCE EXCHANGE	0	35.533	35.533
**D	EMPLOYEES RETIREMENT FUND OF THE CITY OF DALLAS	0	42.360	42.360
**D	EMPLOYEES RETIREMENT FUND OF THE CITY OF DALLAS	0	166.868	166.868
**D	CITY OF LOS ANGELES FIRE AND POLICE PENSION PLAN	0	641.034	641.034
**D	INVESTMENT MASTER TRUST OF EXELIS INC.	0	350.638	350.638
**D	ILLINOIS MUNICIPAL RETIREMENT FUND	0	1.733.631	1.733.631
**D	ILLINOIS MUNICIPAL RETIREMENT FUND	0	2.146.885	2.146.885
**D	ILLINOIS MUNICIPAL RETIREMENT FUND	0	246.452	246.452
**D	LOCKHEED MARTIN CORPORATION MASTER RETIREMENT TRUST	0	577.196	577.196
**D	LOCKHEED MARTIN CORPORATION MASTER RETIREMENT TRUST	0	24.653	24.653
**D	MERCY INVESTMENT SERVICES, INC.	0	128.853	128.853
**D	MISSOURI LOCAL GOVERNMENT EMPLOYEES RETIREMENT SYSTEM	0	154.900	154.900
**D	MARSH AND MCLENNAN MASTER RETIREMENT TRUST	0	37.099	37.099
**D	MARSH AND MCLENNAN MASTER RETIREMENT TRUST	0	414.100	414.100
**D	AMPSAND INVESTMENTS LIMITED	0	67.779	67.779
**D	GOG PARTNERS GLOBAL EQUITY FUND	0	407.185	407.185
**D	NORTH DAKOTA STATE INVESTMENT BOARD	0	1.693.500	1.693.500
**D	OKLAHOMA PUBLIC EMPLOYEES RETIREMENT SYSTEM	0	1.355.730	1.355.730
**D	PREMIER GLOBAL INFRASTRUCTURE INCOME FUND	0	140.000	140.000
**D	UTAH STATE RETIREMENT SYSTEMS	0	1.162.531	1.162.531
**D	MASTER TRUST AGREEMENT UNDER VARIOUS EMPLOYEE BENEFIT PLANS UNILEVER UNITED STATES INC. AND ITS SUBSIDIARIES AND AFFILIA	30.648	0	30.648
**D	WYOMING RETIREMENT SYSTEM	0	183.665	183.665
**D	PROVIDENCE ST. JOSEPH HEALTH LONG TERM PORTFOLIO	0	258.900	258.900
**D	STANISLAUS COUNTY EMPLOYEES' RETIREMENT ASSOCIATION 832	0	481.900	481.900
**D	SCHLUMBERGER GROUP TRUST AGREEMENT	0	1.385.729	1.385.729
**D	SALT RIVER PIMA-MARICOPA INDIAN COMMUNITY	0	55.533	55.533
**D	SHRINERS HOSPITALS FOR CHILDREN	0	2.209.907	2.209.907

CPA

228

LISTA ESITO DELLE VOTAZIONE

Objetto: Determinazione della durata in carica del Consiglio di Amministrazione
FAVOREVOLI

Badge	Ragione Sociale	Proprio	Delega	Totale
**D	SAN MATEO COUNTY EMPLOYEES' RETIREMENT ASSOCIATION	0	549.102	549.102
**D	CITY OF TALLAHASSEE	0	168.710	168.710
**D	PYRAMIS GROUP TRUST FOR EMPLOYEE BENEFIT PLANS	0	603.325	603.325
**D	HSEC GLOBAL EQUITY FUND	0	193.921	193.921
**D	FORD MOTOR COMPANY OF CANADA, LIMITED PENSION TRUST	0	44.477	44.477
**D	HSEC INTERNATIONAL EQUITY POOLED FUND	0	375.132	375.132
**D	NAV CANADA PENSION PLAN	0	61.298	61.298
**D	NAV CANADA PENSION PLAN	0	379.654	379.654
**D	NAV CANADA PENSION PLAN	0	105.336	105.336
**D	OPSEU PENSION PLAN TRUST FUND	0	51.970	51.970
**D	IWA - FOREST INDUSTRY PENSION PLAN 2100	0	367.680	367.680
**D	QUILTER INVESTORS	0	660.525	660.525
**D	LEGAL AND GENERAL EUROPEAN INDEX TRUST	0	4.498.754	4.498.754
**D	LEGAL AND GENERAL INTERNATIONAL INDEX TRUST	0	527.816	527.816
**D	LEGAL AND GENERAL GLOBAL EQUITY INDEX FUND	0	32.260	32.260
**D	LEGAL AND GENERAL FUTURE WORLD EQUITY FACTORS INDEX FUND	0	79.436	79.436
**D	LEGAL AND GENERAL FUTURE WORLD ESG DEVELOPED INDEX FUND	0	6.925	6.925
**D	LEGAL AND GENERAL FUTURE WORLD ESG DEVELOPED INDEX FUND	0	3.773.237	3.773.237
**D	RELIANCE TRUST INSTITUTIONAL RETIREMENT TRUST SERIES ELEVEN	0	2.712.052	2.712.052
**D	RELIANCE TRUST INSTITUTIONAL RETIREMENT TRUST SERIES TEN	0	195.158	195.158
**D	ROCKEFELLER CAPITAL MANAGEMENT UCIT S. ICAY	0	310.291	310.291
**D	PZENA VALUE FUNDS PLC C/O SANNE	0	182.869	182.869
**D	STATE STREET GLOBAL ADVISORS GROSS ROLL UP UNIT TRUST	0	521.272	521.272
**D	SARASIN GLOBAL DIVIDEND (STERLING HEDGED)	0	610.297	610.297
**D	SARASIN GLOBAL HIGHER DIVIDEND (STERLING HEDGED)	0	311.300	311.300
**D	SARASIN GLOBAL HIGHER DIVIDEND (EUR)	0	366.150	366.150
**D	SARASIN GLOBALSAR - BALANCED (EUR)	0	50.830	50.830
**D	SARASIN GLOBALSAR - STRATEGIC FUND A SUB FUND OF SARASIN FUNDS ICVC	0	46.150	46.150
**D	SARASIN GLOBALSAR OPTIMA (EUR)	0	155.907	155.907
**D	PRESCIENT GLOBAL FUNDS PLC	0	664.378	664.378
**D	SARASIN IE DIVERSIFIED ENDOWMENTS FUND	0	10.073	10.073
**D	SARASIN IE GLOBAL EQUITY OPPORTUNITIES (GBP)	0	6.536.882	6.536.882
**D	BARING INVESTMENT FUNDS PLC	0	115.514	115.514
**D	BLACKROCK AUTHORISED CONTRACTUAL SCHEME I	0	44.651	44.651
**D	LEGAL AND GENERAL AUTHORISED CONTRACTUAL SCHEME	0	207.698	207.698
**D	TT INTERNATIONAL FUNDS PLC	0	747.040	747.040
**D	LEGAL AND GENERAL ICAY	0	3.099.865	3.099.865
**D	KBI INSTITUTIONAL FUND ICAY	0	10.791.414	10.791.414
**D	BRITISH COLUMBIA INVESTMENT MANAGEMENT CORPORATION	0	326.730	326.730
**D	STATE TEACHERS RETIREMENT SYSTEM OF OHIO	0	35.335	35.335
**D	SARASIN IE GLOBAL EQUITY OPPORTUNITIES (USD)	0	1.015.000	1.015.000
**D	BANCO NACIONAL DE PANAMA, ACTING AS TRUSTEE OF THE FIDEICOMISO DE FONDO DE AHORRO DE PANAMA	0	1.580.754	1.580.754
**D	SARASIN IE GLOBALSAR - DYNAMIC (GBP)	0	2.648	2.648
**D	IGPS CENTRAL AUTHORISED CONTRACTUAL SCHEME	0		
**D	UBS COMMON CONTRACTUAL FUND	0		

E.M.

LISTA ESITO DELLE VOTAZIONE

Oggetto: Determinazione della durata in carica del Consiglio di Amministrazione

FAVOREVOLI

Badge	Ragione Sociale	Proprio	Delega	Totale
**D	QSUPER	0	114.387	114.387
**D	TAMESIDE METROPOLITAN BOROUGH COUNCIL AS THE ADMINISTERING AUTHORITY OF THE GREATER MANCHESTER PENSION FUND	0	0	454.551
**D	454.551	0	0	0
**D	LE WALES PENSION PARTNERSHIP (WALES PP) ASSET POOLING ACS UMBRELLA	0	1.919.140	1.919.140
**D	BLACKROCK UCITS CCF, BLACKROCK ASSET MANAGEMENT IRELAND LIMITED	0	515.345	515.345
**D	INTERNATIONAL BANK FOR RECONSTRUCTION AND DEVELOPMENT ON BEHALF OF THE WORLD BANK GROUP TRUST FUNDS	0	0	38.836
**D	38.836	0	0	0
**D	WEST YORKSHIRE PENSION FUND	0	1.750.000	1.750.000
**D	CLEARWATER INTERNATIONAL FUND	0	84.847	84.847
**D	FIDELITY ADVISOR SERIES VIII: FIDELITY ADVISOR DIVERSIFIED INTERNATIONAL FUND	0	1.129.400	1.129.400
**D	MERSEYSIDE PENSION FUND	0	1.575.819	1.575.819
**D	UNIVEST	0	736.999	736.999
**D	STICHTING BEDRIJFSSTAKPENSIOENFONDS VOOR HET SCHOONMAAK EN GLAZENWASSER SBEDRIJF	0	322.368	322.368
**D	STICHTING BEDRIJFSSTAKPENSIOENFONDS VOOR HET BEROEPSVERVOER OVER DE WEG	0	601.023	601.023
**D	STICHTING BEDRIJFSSTAKPENSIOENFONDS VOOR HET BEROEPSVERVOER OVER DE WEG	0	605.592	605.592
**D	FJARDE AP-FONDEN	0	480.938	480.938
**D	STICHTING BEDRIJFSSTAKPENSIOENFONDS ZORGVERZEKERAARS	0	1.100.076	1.100.076
**D	SCHLUMBERGER INTERNATIONAL STAFF RETIREMENT FUND FCP-SIF	0	255.460	255.460
**D	STICHTING BEDRIJFSSTAKPENSIOENFONDS VOOR HET LEVENSMIDDELENBEDRIJF	0	1.508.994	1.508.994
**D	NORTHERN TRUST UCITS FGR FUND	0	1.030.880	1.030.880
**D	ANDRA AP-FONDEN	0	23.489	23.489
**D	AMUNDI UCITS FGR FUNDS	0	101.050	101.050
**D	ROBECO INSTITUTIONAL UMBRELLA FUND	0	3.473.960	3.473.960
**D	STICHTING BEDRIJFSSTAKPENSIOENFONDS VOOR DE DETAILHANDEL	0	915.400	915.400
**D	BROOKFIELD GL. LISTED INFR.UCITS FD	0	33.600	33.600
**D	BROOKFIELD RL ASSETS SECUR UCITS FD	0	122.691	122.691
**D	DANSKE INVEST SICAV EUROPA (SEX	0	420.224	420.224
**D	DANSKE INVEST SICAV GLOBAL INDEX	0	139.897	139.897
**D	DANSKE INVEST SICAV SRI GLOBAL	0	61.039	61.039
**D	LGT SLC II EQ EMV (USD) - POOL AC	0	318.082	318.082
**D	INVESTIMO	0	348.100	348.100
**D	SARASIN IE GLOBALSAR - DYNAMIC (USD)	0	155.000	155.000
**D	SARASIN IE GLOBALSAR - INCOME (GBP)	0	103.400	103.400
**D	SARASIN IE GLOBALSAR - STRATEGIC (EUR)	0	123.039	123.039
**D	SARASIN IE GLOBALSAR - STRATEGIC (GBP)	0	437.328	437.328
**D	VONTOBEL ASSET MANAGEMENT S.A	0	93.400	93.400
**D	SARASIN IE GLOBALSAR - STRATEGIC (USD)	0	215.944	215.944
**D	DANSKE INVEST SICAV EUROPE	0	276.080	276.080
**D	EEPA-QCF-EUROPEAN EQUITIES POOL A	0	32.610	32.610
**D	EGPB - QCF - GLOBAL EQUITY POOL B	0	770.557	770.557
**D	UNIVERSE THE CMI CONTINEN. EUROPEANEQUITY	0	0	990
**D	VONTOBEL FUND (CH) - VESCORE GLOBALEQUITY MULTIFACTOR OLIVIER SCHALBETTER VONTOBEL FONDS SERVICES AG	0	35.923	35.923
**D	990	0	0	0
**D	VARIOPARTNER (CH) -3- ALPHA MEGATRENDS	0	35.923	35.923

E91

LISTA ESITO DELLE VOTAZIONI

Oggetto: Determinazione della durata in carica del Consiglio di Amministrazione

FAVOREVOLI

Badge	Regione Sociale	Proprio	Delega	Totale
**D	CMLA GLOBAL LOW VOLATILITY EQUITY FUND	0	77.852	77.852
**D	KB BROOKFIELD GLOBAL SUSTAINABLE NERGY INFRA SECURITIES MASTER FUND (USD) (EQUITY	0	12.100	12.100
**D	CMLA INDEXED GLOBAL SHARE FUND	0	53.982	53.982
**D	LEGAL AND GENERAL ASSURANCE PENSIONS MANAGEMENT LIMITED	0	32.622.880	32.622.880
**D	IRISH LIFE ASSURANCE.	0	8.877	8.877
**D	IRISH LIFE ASSURANCE.	0	2.531.955	2.531.955
**D	IRISH LIFE ASSURANCE.	0	33.638	33.638
**D	IRISH LIFE ASSURANCE.	0	154.101	154.101
**D	IRISH LIFE ASSURANCE.	0	1.838.704	1.838.704
**D	IRISH LIFE ASSURANCE PLC	0	150.000	150.000
**D	IRISH LIFE ASSURANCE PLC	0	1.332.336	1.332.336
**D	JUJITER RESPONSIBLE INCOME FUND	0	3.246.015	3.246.015
**D	GQG GLOBAL UCITS ICAV	0	5.537.958	5.537.958
**D	J O HAMBRO CAPITAL MANAGEMENT GLOBAL OPPORTUNITIES FUND	0	1.500.682	1.500.682
**D	STICHTING MN SERVICES	0	64.086	64.086
**D	STICHTING PENSIOENFONDS METAAL EN TECHNIEK MN SERVICES	0	5.417.611	5.417.611
**D	UBS CANADA	0	123.528	123.528
**D	ZURICH LIFE ASSURANCE PLC	0	26.775	26.775
**D	COLONIAL FIRST STATE	0	67.763	67.763
**D	OLD MUTUAL GLOBAL INVESTORS	0	794.509	794.509
**D	CPSIL ATF CMLA INTERNATIONAL SHARE FUND	0	65.170	65.170
**D	STICHTING MN SERVICES AANDELENFONDS EUROPA	0	537.936	537.936
**D	LEGAL AND GENERAL INVESTMENT MANAGEMENT	0	84.285	84.285
**D	LEGAL AND GENERAL	0	15.621.196	15.621.196
**D	LEGAL AND GENERAL ASSURANCE SOCIETY LIMITED	0	1.291.376	1.291.376
**D	STANDARD LIFE ASSURANCE LIMITED	0	367.401	367.401
**D	THE TRUSTEES OF THE STANDARD LIFE SCHEME	0	507.586	507.586
**D	SLIC - EUROPEAN EQUITY GROWTH FUND	0	18.608.686	18.608.686
**D	SLIC - GLOBAL EQUITY INCOME FUND	0	304.759	304.759
**D	CITIBANK INTERNATIONAL PLC AS TRUSTEE CITIBANK INT.PLC	0	103.093	103.093
**D	INVESCO POOLED INVESTMENT FUND - EUROPE FUND	0	929.464	929.464
**D	AEGON CUSTODY B.V	0	469.367	469.367
**D	AEGON CUSTODY B.V	0	18.148	18.148
**D	THE NOMURA TRUST AND BANKING CO LTD	0	34.852	34.852
**D	THE NOMURA TRUST AND BANKING CO LTD	0	1.367.064	1.367.064
**D	BERESFORD FUNDS PLC	0	448.365	448.365
**D	SLIC II - STANDARD LIFE INVESTMENTS	0	312.505	312.505
**D	SARASIN THEMATIC GLOBAL EQUITY (STERLING HEDGED)	0	1.199.394	1.199.394
**D	PRINCIPAL TRUST COMPANY (ASIA LIMITED)	0	361.060	361.060
**D	CPSIL - COMMONWEALTH GLOBAL SHARE FUND 22	0	106.613	106.613
**D	CPSIL - COMMONWEALTH GLOBAL SHARE FUND 23	0	5.228.732	5.228.732
**D	COLONIAL FIRST STATE INVESTMENTS LIMITED	0	15.668.010	15.668.010
**D	ABERDEEN STANDARD OEIC II - ASI EUROPE EX UK INCOME EQUITY FUND	0	768.075	768.075
**D	STICHTING PGM DEPOSITARY	0		
**D	MACQUARIE INVESTMENT MANAGEMENT LIMITED	0		

EH

732

LISTA ESITO DELLE VOTAZIONE
 Oggetto: Determinazione della durata in carica del Consiglio di Amministrazione
 FAVOREVOLI

Badge	Ragione Sociale	Proprio	Delega	Totale
**D	INTERNATIONAL EQUITIES FUND	0	97.409	97.409
**D	INTERNATIONAL EQUITIES FUND	0	332.712	332.712
**D	PRINCIPAL MFF EUROPEAN EQUITY FUND	0	121.476	121.476
**D	NATIONAL COUNCIL FOR SOCIAL SECURITY FUND.	0	423.000	423.000
**D	AEGON CUSTODY B.V.	0	2.200	2.200
**D	LEGG MASON INC	0	3.123	3.123
**D	CFSIL - COLONIAL FIRST STATE GLOBAL ASSET MANAGEMENT MULTI SECTOR TRUST 1	0	211.448	211.448
**D	SDA INTL EQUITY INDEX FD WORLD	0	7.377	7.377
**D	EATON VANCE INTERNATIONAL (IRELAND)	0	105.419	105.419
**D	CEOSC-CBGS-WGSS07	0	38.334	38.334
**D	ARCHDIOCESE OF DETROIT	0	1.584.600	1.584.600
**D	SIGNATURE GLOBAL INCOME AND GROWTH FUND	0	124.776	124.776
**D	THREADNEEDLE (LDX) COLUMBIA THREADNEEDLE INVESTMENTS	0	272.048	272.048
**D	JANUS HENDERSON CAPITAL FUNDS PLC	0	43.922	43.922
**D	CEOSC ATF CW BK GRP SUP WGS08	0	304.450	304.450
**D	PINEBRIDGE FUND SERIES PINEBRIDGE EUROPE EQUITY FUND	0	52.630	52.630
**D	SOLARI LANE TRUST	0	1.787.516	1.787.516
**D	CITIBANK INTERNATIONAL PLC	0	66.313	66.313
**D	STANDARD LIFE WEALTH ACER FUND CITIBANK INTERNATIONAL PLC	0	17.248	17.248
**D	OLD MUTUAL EUROPEAN EQUITY (EX UK FUND A SUB FUND OF OLD MUTUAL INVESTMENT FUNDS SERIES II	0	272.870	272.870
**D	JOHN HANCOCK VARIABLE INSURANCE TRUST INTERNATIONAL VALUE TRUST	0	290.158	290.158
**D	JOHN HANCOCK VARIABLE INSURANCE TRUST INTERNATIONAL EQUITY INDEX TRUST	0	228.671	228.671
**D	JOHN HANCOCK FUNDS II INTERNATIONAL VALUE FUND	0	124.414	124.414
**D	JOHN HANCOCK FUNDS II INTERNATIONAL FUND - CORE EQUITY	0	1.878.421	1.878.421
**D	VICTORY TRIVALENT INTERNATIONAL INVESTMENT TRUST	0	48.766	48.766
**D	LEGAL AND GENERAL COLLECTIVE INVESTMENT TRUST	0	92.296	92.296
**D	VICTORY CAPITAL INTERNATIONAL COLLECTIVE INVESTMENT TRUST	0	271.442	271.442
**D	COMMONWEALTH SPECIALIST FUND 36	0	180.441	180.441
**D	CFSIL RE COLONIAL FIRST STATE INVESTMENT FUND 10	0	335.327	335.327
**D	STANDARD LIFE INVESTMENTS LIABILITIESOLUTIONS ICAV	0	99.499	99.499
**D	NEUBURG NOMINEES LIMITED INVESTORS WHOLESALÉ GLOBAL EQUITY (INDEX) TRUST	0	141.881	141.881
**D	LATVIJAS BANKA	0	919.647	919.647
**D	VICTORY RS GLOBAL FUND	0	410.187	410.187
**D	VICTORY RS INTERNATIONAL FUND	0	509.359	509.359
**D	VICTORY RS INTERNATIONAL VIP SERIES	0	127.774	127.774
**D	JOHN HANCOCK FUNDS II INTERNATIONAL STRATEGIC EQUITY ALLOCATION FUND	0	159.045	159.045
**D	MACQUARIE MULTI-FACTOR FUND	0	10.091	10.091
**D	HOSTPLUS POOLED SUPERANNUATION TRUST	0	29.818	29.818
**D	VICTORYSHARES DEVELOPED ENHANCED VOLATILITY WTD INDEX ETF	0	41.697	41.697
**D	VICTORYSHARES INTERNATIONAL VOLATILITY WTD INDEX ETF	0	86.400	86.400
**D	CITITRUST LIMITED AS TRUSTEE OF BLACKROCK PREMIER FUNDS-BLACKROCK WORLD EQUITY INDEX FUND	0	59.140	59.140
**D	INVESCO POOLED INVESTMENT FUND-GLOBAL STRATEGIC EQUITY FUND	0	47.583	47.583
**D	THE HARBORWALK PRIVATE TRUST - THEINTERNATIONAL EQUITY FUND	0	331.326	331.326
**D	STANDARD LIFE WEALTH GLOBAL EQUITY INCOME FUND	0		
**D	STICHTING ALGEMEEN PENSIOENFONDS	0		

Eni

733

LISTA ESITO DELLE VOTAZIONE
 Oggetto: Determinazione della durata in carica del Consiglio di Amministrazione
 FAVOREVOLI

Badge	Ragione Sociale	Proprio	Delega	Totale
**D	SOCIALLY RESPONSIBLE DEVELOPED MARKETS FUNDAMENTAL INDEX CTF	0	12.993	12.993
**D	SOCIALLY RESPONSIBLE DEVELOPED MARKETS FUNDAMENTAL INDEX CTF	0	208.338	208.338
**D	SUN LIFE GLOBAL INVESTMENTS (CANADA) INC C/O ISS	0	192.524	192.524
**D	ABERDEEN INVESTMENT FUNDS UK ICVC II - ABERDEEN WORLD EQUITY ENHANCED INDEX FUND	0	517.672	517.672
**D	ABERDEEN INVESTMENT FUNDS UK ICVC II - ABERDEEN EUROPEAN EQUITY ENHANCED INDEX FUND	0	84.415	84.415
**D	ABERDEEN INVESTMENT FUNDS UK ICVC II - ABERDEEN EUROPEAN EQUITY TRACKER FUND	0	1.255.779	1.255.779
**D	LIFE INTERNATIONAL DESIGNATED ACTIVITY COMPANY	0	534.507	534.507
**D	USAA CAPITAL GROWTH FUND	0	5.362.442	5.362.442
**D	USAA INTERNATIONAL FUND	0	1.377.587	1.377.587
**D	USAA INTERNATIONAL FUND	0	253.730	253.730
**D	USAA WORLD GROWTH FUND	0	59.516	59.516
**D	VICTORYSHARES USAA MSCI INTERNATIONAL VALUE MOMENTUM ETF	0	307.828	307.828
**D	PRINCIPAL FINANCIAL SERVICES INC. - LISTED INFRASTRUCTURE	0	8.146.143	8.146.143
**D	UBS (LUX) EQUITY SICAV - GLOBAL OPPORTUNITY (USD)	0	1.821.981	1.821.981
**D	VERDIPAPIFONDET DNB GLOBAL IV	0	415.503	415.503
**D	VERDIPAPIFONDET DNB MILJOINVEST	0	561.647	561.647
**D	VERDIPAPIFONDET DNB GLOBAL INDEKS	0	111.266	111.266
**D	STANDARD LIFE WEALTH FALCON FUND	0	88.860	88.860
**D	VERDIPAPIFONDET DNB EUROPA	0	441.333	441.333
**D	USAA MUTUAL FUNDS TRUST	0	10.608	10.608
**D	UBS FUND MGT (CH) AG VAAKEU / CH0066	0	17.577	17.577
**D	MANDATORY PROVIDENT FUND SCHEMES	0	39.088	39.088
**D	TIMOTHY PLAN INTERNATIONAL ETF	0	13.556	13.556
**D	UNIFIED ACCUMULATIVE PENSION FUND JOINT STOCK COMPANY	0	10.499	10.499
**D	SYKHELPS-OG PENSJONSORDNING FOR LEGER	0	80.530	80.530
**D	THE GRAUSTEIN TRUSTS PARTNERSHIP	0	1.745.703	1.745.703
**D	THE GUILFORD-GLAZER NON-EXEMPT MARITAL TRUST	0	977.684	977.684
**D	POINT72 ASSOCIATES LLC - FSEU C/O THE CORPORATION TRUST COMPANY	0	33	33
**D	JANUS HENDERSON INTECH EQUITY MARKET NEUTRAL FUND LIMITED	0	3.646	3.646
**D	STATERA MASTER INVESTORS (CAYMAN) L.P.	0	2.275	2.275
**D	PANAGORA ASSET MANAGEMENT INC.	0	1.267	1.267
**D	LAZARD ASSET MANAGEMENT LLC QUANTITATIVE EQUITY FUNDS	0	29.381	29.381
**D	TUDOR SYSTEMATIC TACTICAL TRADING LTD - SERGEY C/O TUDOR INVESTMENT CORPORATION	0	117.869	117.869
**D	HANSJOERG WISS REVOCABLE TRUST UAD	0	276.873	276.873
**D	THE HARRY L. BRADLEY JR. TRUSTS MASTER INVESTMENT PARTNERSHIP LLP C/O JACOBUS WEALTH MANAGEMENT	0	16.179	16.179
**D	THE JBTU MASTER INVESTMENT PARTNERSHIP LLP C/O JACOBUS WEALTH MANAGEMENT	0	181	181
**D	ATLAS ENHANCED MASTER FUND LTD. C/O MAPLES CORPORATE SERVICES LIMITED	0	59.641	59.641
**D	ATLAS MASTER FUND LTD. C/O MAPLES CORPORATE SERVICES LIMITED	0	245.000	245.000
**D	NOVA SCOTIA HEALTH EMPLOYEES PENSION PLAN	0	529.200	529.200
**D	MANULIFE SOBEYS GLOBAL INFRASTRUCTURE FUND	0	88.877	88.877
**D	MANULIFE GLOBAL INFRASTRUCTURE FUND	0	81.914	81.914
**D	REGIME DE RETRAITE DES COLS BLEUS DE LA VILLE DE MONTREAL	0	1.689.050	1.689.050
**D	SENTRY GLOBAL INFRASTRUCTURE PRIVATE TRUST	0	42.911	42.911
**D	SENTRY GLOBAL INFRASTRUCTURE FUND	0		
**D	REGIME DE RETRAITE DE L'UNIVERSITE DU QUEBEC TOUR DE LA CITE	0		

E94

734

LISTA ESITO DELLE VOTAZIONE
 Oggetto: Determinazione della durata in carica del Consiglio di Amministrazione
 FAVOREVOLI

Badge	Regione Sociale	Proprio	Delega	Totale
**D	MANULIFE INTERNATIONAL STOCK FUND UT	0	657.458	657.458
**D	RBC QUANT EAFE EQUITY LEADERS ETF	0	8.916	8.916
**D	RBC QUANT EUROPEAN DIVIDEND LEADERS ETF	0	18.434	18.434
**D	RBC QUBE LOW VOLATILITY GLOBAL EQUITY FUND	0	2.345.814	2.345.814
**D	RBC QUBE LOW VOLATILITY GLOBAL EQUITY FUND	0	53.901	53.901
**D	RBC O SHRAUGHNESSY GLOBAL EQUITY FUND	0	118.919	118.919
**D	RBC O SHRAUGHNESSY INTERNATIONAL EQUITY FUND	0	533.811	533.811
**D	THE PUBLIC INSTITUTION FOR SOCIAL SECURITY	0	14.420	14.420
**D	SL MFS LOW VOL INTL EQ FD	0	75.233	75.233
**D	CWB ONYX GLOBAL EQUITY FUND	0	100.000	100.000
**D	IA CLARINGTON GLOBAL VALUE FUND 1080 SUCC TERMINUS	0	2.325	2.325
**D	CC AND L ALTERNATIVE GLOBAL EQUITY FUND	0	202.720	202.720
**D	NBIMC EAFE EQUITY INDEX FUND	0	71.435	71.435
**D	MUNICIPAL EMPLOYEES PENSION PLAN C/O GLASS LEWIS AND CO	0	220.542	220.542
**D	MUNICIPAL EMPLOYEES PENSION PLAN C/O ISS	0	756.716	756.716
**D	PUBLIC EMPLOYEES PENSION PLAN C/O ISS	0	32.886	32.886
**D	RBC QUBE STABLE DIVIDEND GLOBAL	0	118.000	118.000
**D	MANULIFE GLOBAL INFRASTRUCTURE CLASS	0	11.316	11.316
**D	NBIMC EAFE EQUITY INDEX FUND - CLASS N	0	10.000	10.000
**D	IAC INTERNATIONAL EQUITY FD	0	55.552	55.552
**D	PAVILION INTERNATIONAL FOCUSED EQUITY POOL	0	170.587	170.587
**D	THE REPRESENTATIVE CHURCH BODY	0	795.341	795.341
**D	HEXAVEST EUROPE FUND	0	109.651	109.651
**D	PERPETUAL ECONOMIC DIVERSIFICATION GLOBAL EQUITY FUND	0	20.610	20.610
**D	AMUNDI CANADA INC C/O ISS	0	15.143	15.143
**D	INDUSTRIAL ALLIANCE INSURANCE AND FINANCIAL SERVICES INC.	0	27.000	27.000
**D	FUT15 FONDS INDUSTRIELLE ALLIANCE	0	313.339	313.339
**D	CI SIGNATURE CANADIAN BALANCED FUND	0	456.000	456.000
**D	EL FINANCIAL CORPORATION LIMITED	0	55.139	55.139
**D	DORASCO SUPPLEMENTARY RETIREMENT INCOME PLAN	0	189.200	189.200
**D	BROOKFIELD PUBLIC SECURITIES GROUP LLC C/O ISS	0	739.400	739.400
**D	BROOKFIELD GLOBAL LISTED INFRASTRUCTURE CANADIAN POOLED FUND	0	204.400	204.400
**D	SHORT BROTHERS CIF TRUSTEE LIMITED	0	25.870	25.870
**D	SHORT BROTHERS CIF TRUSTEE LIMITED C/O GROUPE INVESTISSEMENT RESPONSIBLE	0	206.061	206.061
**D	SHORT BROTHERS CIF TRUSTEE LIMITED	0	67.676	67.676
**D	SHORT BROTHERS CIF TRUSTEE LIMITED	0	304.500	304.500
**D	BOMBARDIER TRUST (CANADA) GLOBAL	0	117.000	117.000
**D	BOMBARDIER TRUST (CANADA) REAL RETURN ASSETS FUND BOMBARDIER INC	0	24.638	24.638
**D	THE BOMBARDIER TRUST (UK)	0	193.399	193.399
**D	THE BOMBARDIER TRUST (UK)	0	812.352	812.352
**D	CI CORPORATE CLASS LIMITED	0	987.632	987.632
**D	SIGNATURE INCOME AND GROWTH FUND	0	9.300.151	9.300.151
**D	TOWERS WATSON COMMON CONTRACTUAL FUND	0	413.539	413.539
**D	UBI SICAV - GLOBAL INFRASTRUCTURE	0		

F 35

Egr

LISTA ESITO DELLE VOTAZIONE
 Oggetto: Determinazione della durata in carica del Consiglio di Amministrazione
 FAVOREVOLI

Badge	Ragione Sociale	Proprio	Delega	Totale
**D	SIGNATURE CANADIAN BALANCED FUND	0	568.722	568.722
**D	SIGNATURE DIVIDEND FUND	0	199.720	199.720
**D	CI GLOBAL FUND	0	145.378	145.378
**D	SIGNATURE SELECT CANADIAN FUND	0	853.744	853.744
**D	SIGNATURE GLOBAL DIVIDEND FUND	0	479.300	479.300
**D	THE ENDEAVOUR II FUND	0	21.993	21.993
**D	TRIASIMA ALL COUNTRY WORLD EQUITYFUND	0	14.800	14.800
**D	RBC DEXIA TORONTO POOLED CLIENTS A/C	0	8.035	8.035
**D	WELLINGTON TRUST COMPANY NATIONAL ASSOCIATE MULTIPLE COMMON TRUST UNDS - CTF GLOBAL MANAGED RISK PLUS II PORTFOLIO	0	70.864	70.864
**D	XPO LOGISTICS RETIREMENT MASTER TRUST	0	143.056	143.056
**D	ECOFIN WATER AND POWER OPPORTUNITIES PLC CO BNP PARIBAS SECURITIES SERVICES	0	1.435.708	1.435.708
**D	WELLINGTON MANAGEMENT COMPANY LLP	0	1.134.653	1.134.653
**D	ATLAS MASTER LTD	0	48.609	48.609
**D	MAPLES CORPORATE SERVICES LIMITED	0	26.964	26.964
**D	LSVLEHE, LSV2EHE	0	12.600	12.600
**D	LAZARD ASSET MANAGEMENT LLC C/O LAARD ASSET MANAGEMENT LLC - EUROPEAN LONG/SHORT	0	65.515	65.515
**D	BENTON INVESTMENT FUND	0	62.553	62.553
**D	RBC QUANT GLB INFRA LD ETF	0	8.822	8.822
**D	PRIVATE CLIENT INTL EQ PORT II	0	734.185	734.185
**D	PC INTL EQUITY INC AND GROWTH PT	0	451.133	451.133
**D	THE SHAKESPEARE HEAD FUND	0	117.561	117.561
**D	GREENCHIP GLOBAL EQUITY FUND	0	425.000	425.000
**D	NEW STAR SAFE FUND	0	99.073	99.073
**D	DOFASCO EMPLOYEES SAVINGS AND PROFITS SHARING FUND	0	10.374	10.374
**D	RBC PRIVATE WORLD EQUITY POOL	0	401.909	401.909
**D	BOMBARDIER TRUST (CANADA) GLOBAL EQUITIES FUND	0	501.870	501.870
**D	CI INCOME ADVANTAGE FUND	0	480.500	480.500
**D	CASTLEROCK ENHANCED YIELD FUND	0	1.688.270	1.688.270
**D	ALDER INVESTMENT FUND	0	101.640	101.640
**D	KAYNE ANDERSON CAPITAL ADVISORS LP	0	59.120	59.120
**D	LOCKHEED MARTIN CORPORATION MASTER RETIREMENT TRUST.	0	889.538	889.538
**D	AEGON CUSTODY B.V.	0	821.202	821.202
**D	AEGON CUSTODY B.V.	0	325.439	325.439
**D	AEGON CUSTODY B.V.	0	1.046.424	1.046.424
**D	GOVERNMENT OF NORWAY	0	24.658	24.658
**D	RBCISB PHITRUST ACTIVE INVTOKS EU	0	242.491.304	242.491.304
**D	THE ARROWSTREET COMMON CONTRACTUAL FUND	0	19.422	19.422
**D	DWS INVESTMENT GMBH FOR VERMOEGENSMANAGEMENT	0	2.858.653	2.858.653
**D	DWS INVESTMENT GMBH FOR ALBATROS FONDS	0	381.090	381.090
**D	DWS INVESTMENT GMBH FOR DWS EUROPE DYNAMIC	0	35.429	35.429
**D	DWS INVESTMENT GMBH FOR DWS QI LOWVOL EUROPE	0	55.451	55.451
**D		0	619.842	619.842

LISTA ESITO DELLE VOTAZIONE
 Oggetto: Determinazione della durata in carica del Consiglio di Amministrazione
 FAVOREVOLI

Badge	Ragione Sociale	Proprio	Delega	Totale
**D	DWS INVESTMENT GMBH FOR E. ON AKTIENFONDS DWS	0	75.000	75.000
**D	DWS INVESTMENT GMBH FOR DWS VORSORGE AS (DYNAMIK)	0	259.352	259.352
**D	DWS INVESTMENT GMBH FOR LOEWEN AKTIENFONDS	0	55.000	55.000
**D	DWS INVESTMENT GMBH FOR DWS VORSORGE AS FLEX	0	106.016	106.016
**D	DWS INVESTMENT GMBH FOR DYNAMIC EUROPE BALANCE	0	72.283	72.283
**D	DWS INVESTMENT GMBH FOR DWS QI EUROZONE EQUITY	0	329.050	329.050
**D	DWS INVESTMENT GMBH FOR DWS QI EUROPEAN EQUITY	0	110.223	110.223
**D	DWS INVESTMENT GMBH FOR MULTI-INDEX EQUITY FUND	0	61.836	61.836
**D	DWS INVESTMENT GMBH FOR FIX INC AND ALT	0	368.613	368.613
**D	ISHARES II PUBLIC LIMITED COMPANY	0	24.278.419	24.278.419
**D	ISHARES PUBLIC LIMITED COMPANY	0	3.393.848	3.393.848
**D	ISHARES V PUBLIC LIMITED COMPANY	0	661.965	661.965
**D	ISHARES III PUBLIC LIMITED COMPANY	0	7.005.947	7.005.947
**D	ISHARES VI PUBLIC LIMITED COMPANY	0	1.194.749	1.194.749
**D	ISHARES IV PUBLIC LIMITED COMPANY	0	3.085.175	3.085.175
**D	ISHARES VII PLC	0	18.563.050	18.563.050
**D	BLACKROCK AM DE AG FOR ISHS CORE EURO STOXX 50 UCITS ETF (DE)	0	16.175.868	16.175.868
**D	BLACKROCK AM DE FOR ISHARES EURO STOXX UCITS ETF (DE)	0	2.075.989	2.075.989
**D	BLACKROCK AM DE FOR ISHARES STOXX EUROPE 50 UCITS ETF (DE)	0	391.918	391.918
**D	BLACKROCK AM DE FOR ISHS STOXX EUROPE LARGE 200 UCITS ETF	0	94.188	94.188
**D	BLACKROCK AM DE FOR ISHARES STOXX EUROPE 600 UCITS ETF (DE)	0	5.431.153	5.431.153
**D	ISHARES I INV MIT TGV F ISHS ST EUROPE 600 UTILITIES UCITS ETF	0	6.481.589	6.481.589
**D	XEROX CORPORATION RETIREMENT & SAVINGS PLAN	0	119.200	119.200
**D	TEACHERS' RETIREMENT SYSTEM OF THE STATE OF ILLINOIS	0	1.761.514	1.761.514
**D	TEACHERS' RETIREMENT SYSTEM OF THE STATE OF ILLINOIS	0	3.382.127	3.382.127
**D	KAISER PERMANENTE GROUP TRUST	0	2.338.627	2.338.627
**D	KAISER FOUNDATION HOSPITALS	0	776.154	776.154
**D	FIDELITY INVESTMENT TRUST: FIDELITY TOTAL INT EQUITY FUND	0	81.100	81.100
**D	FIDELITY RUTLAND SQUARE TRUST II: STRAT ADV FID INTEL FUND	0	693.784	693.784
**D	FIDELITY INVESTMENT TRUST: FIDELITY SERIES INVALUE FUND	0	36.083.150	36.083.150
**D	FIDELITY INVESTMENT TRUST: FIDELITY INTER CAPITAL APP K6 FUND	0	1.058.300	1.058.300
**D	FIDELITY INVESTMENT TRUST: FIDELITY FLEX INTERNATIONAL FUND	0	78.633	78.633
**D	FIDELITY RUTLAND SQUARETRUST II: STRATEGIC ADVISERS INT	0	1.947.000	1.947.000
**D	BRUNEI INVESTMENT AGENCY	0	64.650	64.650
**D	INTERNATIONALE KAPITALANLAGEGESELLSCHAFT MBH FOR ANP	0	18.436	18.436
**D	LAUDUS INTERNATIONAL MARKETMASTERS FUND	0	226.739	226.739
**D	SCHWAB INTERNATIONAL EQUITY ETF	0	9.838.108	9.838.108
**D	SCHWAB FUNDAMENTAL INTERNATIONAL LARGE COMPANY INDEX ETF	0	3.501.961	3.501.961
**D	SANFORD C BERNSTEIN FUND INC- TAX MANAGED INTL PTF	0	5.117.370	5.117.370
**D	AB CANADA GLOBAL STRATEGIC CORE EQUITY FUND	0	722.810	722.810
**D	AB CANADA INTL VALUE EQUITY (CAP-WEIGHTED, UNHEDED) FUND	0	138.460	138.460
**D	AB TRUST - AB INTERNATIONAL VALUE FUND	0	371.380	371.380
**D	DUFONT PENSION TRUST	0	188.643	188.643

737

Egy

LISTA ESITO DELLE VOTAZIONE
 Oggetto: Determinazione della durata in carica del Consiglio di Amministrazione
 FAVOREVOLI

Badge	Ragione Sociale	Proprio	Delega	Totale
**D	JOHN HANCOCK ENDURING EQUITY FUND	0	2.023.567	2.023.567
**D	JOHN HANCOCK VAR INS TRUST STRATEGIC EQUITY ALLOCATION	0	1.692.079	1.692.079
**D	JOHN HANCOCK FUNDS II STRATEGIC EQUITY ALLOCATION FUND	0	825.422	825.422
**D	JOHN HANCOCK DISCIPLINED VALUE INTERNATIONAL FUND	0	1.717.853	1.717.853
**D	PENSION BENEFIT GUARANTY CORPORATION	0	892.732	892.732
**D	INTERNATIONALE KAPITAL MBH FOR LH-PRIVATRENT-AKTIEN	0	500.000	500.000
**D	INTERNATIONAL PAPER CO COMMINGLED INVESTMENT GROUP	0	1.521.309	1.521.309
**D	BMO DISCIPLINED INTERNATIONAL EQUITY FUND	0	163.840	163.840
**D	LAZARD ASSET MANAGEMENT LLC	0	11.637	11.637
**D	LAZARD INTERNATIONAL EQUITY SELECT PORTFOLIO	0	193.015	193.015
**D	LAZARD RETIREMENT INTERNATIONAL EQUITY PORTFOLIO	0	360.701	360.701
**D	LAZARD GLOBAL STRATEGIC EQUITY PORTFOLIO	0	6.040	6.040
**D	LAZARD INTERNATIONAL EQUITY ADVANTAGE PORTFOLIO	0	5.354	5.354
**D	LAZARD REAL ASSETS AND PRICING OPPORTUNITIES	0	4.556	4.556
**D	LAZARD ESC INTERNATIONAL STRATEGIC EQUITY	0	25.815	25.815
**D	DEKA INVESTMENT GMBH FOR SET 3-FONDS	0	68.306	68.306
**D	ALLIANZ GLOBAL INVESTORS GMBH FOR DBI-FONDS SFT 4	0	92.963	92.963
**D	J & J PENSION FUND OFF	0	313.087	313.087
**D	MFS VARIABLE INSURANCE TRUST - MPS UTILITIES SERIES	0	4.721.794	4.721.794
**D	GOLDMAN SACHS TRST II-GOLDMAN SACHS MULTI-MNGR GLOBAL	0	7.015	7.015
**D	GOLDMAN SACHS TRUST II - GOLDMAN SACHS M-M REAL ASSETS STRAT	0	61.558	61.558
**D	GOLDMAN SACHS TRUST II-GOLDMAN SACHS GLOBAL	0	72.947	72.947
**D	GOLDMAN SACHS TRUST II-GOLDMAN SACHS M-M REAL ASSETS STRAT	0	21.218	21.218
**D	GOLDMAN SACHS TRUST II-GOLDMAN SACHS GLOBAL	0	15.002.364	15.002.364
**D	GOLDMAN SACHS TRUST II GOLDMAN SACHS GQG PART INTL OPP ED	0	3.939.030	3.939.030
**D	OREGON PUBLIC EMPLOYEES RETIREMENT SYSTEM	0	10.639	10.639
**D	ALLIANCEBERNSTEIN GLOBAL RISK ALLOCATION FUND INC	0	24.086	24.086
**D	AB CAP FUND, INC. - AB ALL MARKET INCOME PORTFOLIO	0	12.617.970	12.617.970
**D	BERNSTEIN FUND, INC.- INTERNATIONAL STRATEGIC EQUITIES PTF	0	427.620	427.620
**D	AB BOND FUND, INC. - AB ALL MARKET REAL RETURN PORTFOLIO	0	932.785	932.785
**D	AB COLLECTIVE INVESTMENT TRUST SERIES	0	88.110	88.110
**D	ALLIANCEBERNST VAR PROD SER F INC.ALLIANCEB DYN ASSET	0	862.050	862.050
**D	AB VARIABLE PROD SERIES FUND, INC. - AB INT VALUE PORTFOLIO	0	17.052	17.052
**D	AB VARIABLE PROD SERIES FD, INC.-AB BALANCED WEALTH STG	0	1.736.072	1.736.072
**D	RUSSELL TRUST CO COMMINGLED EMPLOYEE BENEFIT FUNDS TRUST	0	180.932	180.932
**D	INVESCO V.I. GLOBAL CORE EQUITY FUND	0	18.623	18.623
**D	ALLIANZ GLOBAL INVESTORS GMBH FOR ALLIANZGI-FONDS INDU	0	550.000	550.000
**D	ALLIANZ GLOBAL INVESTORS GMBH FOR DBI-FONDS ANDUS	0	211.090	211.090
**D	THE MASTER TRUST BK OF JP LTD: HITACHI FOREIGN EQ INDEX ME	0	1.302	1.302
**D	SPDR MSCI WORLD QUALITY MIX FUND	0	885.056	885.056
**D	GMAM GROUP PENSION TRUST III	0	264.891	264.891
**D	GMAM INVESTMENT FUNDS TRUST	0	532.900	532.900
**D	GMAM INVESTMENT FUNDS TRUST	0	423.939	423.939
**D	GMAM GROUP PENSION TRUST II	0		

738

EP

LISTA ESITO DELLE VOTAZIONE
 Oggetto: Determinazione della durata in carica del Consiglio di Amministrazione
 FAVOREVOLI

Badge	Ragione Sociale	Proprio	Delega	Totale
**D	GMAM GROUP PENSION TRUST II	0	117.208	117.208
**D	IBM RETIREMENT PLAN	0	41.010	41.010
**D	INVECO INTERNATIONAL CORE EQUITY FUND	0	276.893	276.893
**D	ALLIANZ GLOBAL INV GMBH FOR ALLIANZGI-FONDS SFT2	0	135.021	135.021
**D	INSTITUTIONAL RETIREMENT TRUST	0	42.774	42.774
**D	DWS INVESTMENT GMBH FOR DEAM FONDS BBS	0	39.100	39.100
**D	INTERNATIONALE KAPITALANLAGEGESELLSCHAFT MBH FOR NAEV	0	752.289	752.289
**D	THORNBERG GLOBAL INVESTMENT PLC	0	144.851	144.851
**D	ARIZONA STATE RETIREMENT SYSTEM	0	561.480	561.480
**D	GLOBAL LOW VOLATILITY EQUITY FUND, LLC	0	26.780	26.780
**D	AB FUND N.V.	0	842.922	842.922
**D	AMERICAN BAR ASSOCIATION MEMBERS/MTC	0	68.500	68.500
**D	AMERICAN CENTURY WORLD MUTUAL FUNDS, INC. INTL VALDE F	0	46.864	46.864
**D	AMERICAN CENTURY WORLD MUTUAL FUNDS, INC - NT INT VALDE	0	810.873	810.873
**D	AMERICAN CENTURY RETIREMENT DATE TRUST	0	422.589	422.589
**D	JP TR SERV BK LTD AIF MAYB MSCI KOKUSAI INDEX MOTHER F	0	43.110	43.110
**D	AXA IM SMART MATCHING SOLUTIONS PUBLIC LIMITED.	0	28.883	28.883
**D	REAVESUTILITYINCOMEFUNF	0	4.217.021	4.217.021
**D	ANIMA FUNDS PLC	0	2.103.991	2.103.991
**D	THE MASTER TRUST BK OF JP LTD ATF INVECO OVERSEAS EQ OPEN M	0	9.641	9.641
**D	THE MASTER TRUST BK OF JP RE F RUSSELL INV (JP) INTL EQUITY F	0	58.686	58.686
**D	ARCHITAS MULTI-MANAGER GLOBAL FUNDS UNIT TRUST	0	31.278	31.278
**D	ARCHITAS MULTI-MANAGER GLOBAL FUNDS UNIT TRUST	0	70.121	70.121
**D	AXA INVESTMENT MANAGERS DEUTSCHLAND GMBH	0	29.237	29.237
**D	AXA ROSENBERG EQUITY ALPHA TRUST	0	263.847	263.847
**D	STATE OF ALASKA RETIREMENT AND BENEFITS PLANS	0	412.575	412.575
**D	THE WALT DISNEY COMPANY RETIREMENT PLAN MASTER TRUST	0	150.259	150.259
**D	BMO MSCI EAFE INDEX ETF	0	1.712.494	1.712.494
**D	THE MASTER TRUST BK OF JP LTD: RUSSELL GIB ENVIR TECH FUND	0	18.309	18.309
**D	TIAA-CREF QUANT INTERNATIONAL EQUITY FUND	0	1.867.559	1.867.559
**D	COLLEGE RETIREMENT EQUITIES FUND	0	2.351.453	2.351.453
**D	TIAA-CREF SOCIAL CHOICE INTERNATIONAL EQUITY FUND	0	403.784	403.784
**D	TEACHERS INSURANCE AND ANNUITY ASSOCIATION OF	0	2.834	2.834
**D	BRIGHTHOUSE FUNDS TRUST I - AS GLOBAL DYNAMIC ALLOCATION	0	703.653	703.653
**D	BRIGHTHOUSE FUNDS TRUST I - SCHROEDERS GLOBAL MULTI-ASSET	0	34.903	34.903
**D	BRIGHTHOUSE FUNDS TRUST I - JPMORGAN GBL ACTIVE ALL	0	394.753	394.753
**D	UBS (US) GROUP TRUST	0	483.024	483.024
**D	UAW RETIREE MEDICAL BENEFITS TRUST	0	1.298.727	1.298.727
**D	THE ALPHAGEN EUROPEAN BEST IDEAS FUND, LLC	0	715.831	715.831
**D	CENTRAL PROVIDENT FUND BOARD	0	14.645	14.645
**D	FIDUCIE GLOB DES REGIMES DE RETR DE LA SOC TRANSPORT	0	86.500	86.500
**D	DESJARDINS GLOBAL BALANCED STRATEGIC INCOME FUND	0	26.079	26.079
**D	NEI INTERNATIONAL EQUITY FUND	0	230.400	230.400

73P

GH

LISTA ESITO DELLE VOTAZIONE

Oggetto: Determinazione della durata in carica del Consiglio di Amministrazione FAVOREVOLI

Badge	Ragione Sociale	Proprio	Delega	Totale
**D	FIDUCIE GLOB DES REGIMES DE RETR DE LA SOC TRANSPORT	0	135.110	135.110
**D	NEI GLOBAL EQUITY POOL	0	125.244	125.244
**D	CALVERT IMPACT FUND, INC. - CALVERT GLOBAL ENERGY SOLUTIONS FD	0	100.291	100.291
**D	CALVERT VP EAFE INTERNATIONAL INDEX PORTFOLIO	0	67.387	67.387
**D	CALVERT RESP INX SRS, INC.-CLVRT DVD MKETS EX-U.S. RSP INX FD	0	126.667	126.667
**D	XTRACKER (IE) PUBLIC LIMITED COMPANY	0	1.448.320	1.448.320
**D	CAISSE DE DEPOT ET PLACEMENT DU QUEBEC	0	4.965.293	4.965.293
**D	AMERICAN BEACON ADVISORS COLLECTIVE INVESTMENT TRUST	0	654.255	654.255
**D	AMERICAN BEACON INTERNATIONAL EQUITY FUND	0	2.367.945	2.367.945
**D	AMERICAN BEACON DIVERSIFIED FUND	0	133.777	133.777
**D	THE REGENTS OF THE UNIVERSITY OF CALIFORNIA	0	3.838.993	3.838.993
**D	FIDELITY SELECT GLOBAL EQUITY INSTITUTIONAL TRUST	0	36.035	36.035
**D	FIDELITY SELECT INTERNATIONAL EQUITY INSTITUTIONAL TRUST	0	206.553	206.553
**D	FIDELITY SELECT INTERNATIONAL LOW VOLATILITY ECUI	0	22.758	22.758
**D	FIDELITY SELECT GLOBAL PLUS ALL CAP EQUITY INSTIT TRUST	0	32.950	32.950
**D	MERCER FTFC NON-US EQUITY INVESTMENT PORTFOLIO LLC	0	115.300	115.300
**D	MERCER FTFC NON-US EQUITY INVESTMENT PORTFOLIO LLC	0	6.963	6.963
**D	EATON VANCE TAX-MANAGED GLOBAL BUY-WRITE OPPORTUNITIES	0	226.448	226.448
**D	PARAMETRIC INTERNATIONAL EQUITY FUND	0	242.788	242.788
**D	EATON VANCE RICHARD BERNSTEIN ALL ASSET STRATEGY FUND	0	127.008	127.008
**D	SOJECCI II LTEE	0	55.000	55.000
**D	EATON VANCE HEXAVEST GLOBAL EQUITY FUND	0	6.279	6.279
**D	EATON VANCE HEXAVEST INTERNATIONAL EQUITY FUND	0	11.892	11.892
**D	FUNDO DE SEGURANCA SOC GOV. DA REGIAO ADM. ESPECIAL DE	0	251.012	251.012
**D	FRANKLIN LIBERTYSHARES ICAV	0	23.907	23.907
**D	TAX - MANAGED INTERNATIONAL EQUITY PORTFOLIO	0	29.175	29.175
**D	HARBOR OVERSEAS FUND	0	28.931	28.931
**D	MERCER GE INTERNATIONAL EQUITY FUND	0	281.105	281.105
**D	MERCER GE INTERNATIONAL EQUITY FUND	0	198.800	198.800
**D	ALLIANZ VALEURS DURABLES	0	2.500.000	2.500.000
**D	ALLIANZ EPARGNE ACTIONS ISR SOLIDAIRE	0	132.000	132.000
**D	ALLIANZ ACTIONS EURO CONVICTIONS	0	2.104.000	2.104.000
**D	RUSSELL INVESTMENT COMPANY RUSSELL TAX-MANAGED INTL EQ FUND	0	947.176	947.176
**D	RUSSELL INVESTMENT COMPANY RUSSELL GLOBAL	0	234.952	234.952
**D	RUSSELL INVESTMENT COMPANY RUSSELL MULTI-STRATEGY	0	68.199	68.199
**D	RUSSELL INVESTMENT COMPANY MULTIFACTOR INTERNATIONAL EQUITY	0	129.158	129.158
**D	GMO FUNDS PLC GMO GLOBAL EQUITY ALLOCATION	0	64.358	64.358
**D	GMO FUNDS PLC GMO GLOBAL REAL RETURN (UCITS) FUND	0	1.372.112	1.372.112
**D	CATHAY LIFE INSURANCE CO LTD	0	24.776	24.776
**D	MARQUIS INSTITUTIONAL GLOBAL EQUITY PORTFOLIO	0	46.688	46.688
**D	HARTFORD MULTIFACTOR INTERNATIONAL FUND	0	1.036	1.036
**D	RUSSELL INVESTMENT COMPANY MULTI-ASSET GROWTH STRATEGY	0	42.755	42.755
**D	RUSSELL INVESTMENT COMPANY TAX-MANAGED REAL ASSETS	0	92.775	92.775

EM

260

LISTA ESITO DELLE VOTAZIONE
 Oggetto: Determinazione della durata in carica del Consiglio di Amministrazione
 FAVOREVOLI

Badge	Ragione Sociale	Proprio	Delega	Totale
**D	HEXAVEST EAFE EQUITY FUND	0	99.050	99.050
**D	HEXAVEST ACWI EQUITY FUND	0	20.186	20.186
**D	HEXAVEST WORLD EQUITY FUND	0	139.495	139.495
**D	TRANSAMERICA INTERNATIONAL STOCK	0	293.112	293.112
**D	TRANSAMERICA JPMORGAN TACTICAL ALLOCATION VP	0	167.093	167.093
**D	TRANSAMERICA INTERNATIONAL EQUITY INDEX VP	0	29.530	29.530
**D	TRANSAMERICA INTERNATIONAL EQUITY FUND	0	44.077	44.077
**D	BMO GLOBAL LOW VOLATILITY EQUITY FUND	0	215.031	215.031
**D	TRANSAMERICA GLOBAL EQUITY	0	19.334	19.334
**D	BMO ALTERNATIVE STRATEGIES FUND	0	9.192	9.192
**D	HOUSTON MUNICIPAL EMPLOYERS PENSION SYSTEM	0	101.600	101.600
**D	ICON INTERNATIONAL EQUITY FUND	0	20.259	20.259
**D	TANGERINE BALANCED INCOME PORTFOLIO	0	132.741	132.741
**D	TANGERINE BALANCED PORTFOLIO	0	127.058	127.058
**D	TANGERINE BALANCED GROWTH PORTFOLIO	0	143.880	143.880
**D	TANGERINE EQUITY GROWTH PORTFOLIO	0	108.096	108.096
**D	MAINSTAY VP CUSHING RENAISSANCE ADVANTAGE PORTFOLIO	0	488.599	488.599
**D	MASSMUTUAL SELECT BLACKROCK GLOBAL ALLOCATION FUND	0	1.089.051	1.089.051
**D	TRANSAMERICA BLACKROCK GLOBAL ALLOCATION VP	0	29.169	29.169
**D	MERCER GLOBAL LOW VOLATILITY EQUITY FUND	0	130.476	130.476
**D	MM MSCI EAFE INTERNATIONAL INDEX FUND	0	386.423	386.423
**D	GMO INVESTMENTS ICAY/ GMO CLIMATE CHANGE INVESTMENT	0	298.591	298.591
**D	GMO CLIMATE CHANGE FUND	0	10.187.813	10.187.813
**D	GMO INTERNATIONAL EQUITY FUND	0	151.670	151.670
**D	GMO TAX-MANAGED INTERNATIONAL EQUITIES FUND	0	66.231	66.231
**D	RUSSELL INVESTMENT COMPANY IV PLC	0	820.536	820.536
**D	RUSSELL INVESTMENT COMPANY PLC	0	126.765	126.765
**D	JNL/ALLIANCEBERNSTEIN DYNAMIC ASSET ALLOCATION FUND	0	32.081	32.081
**D	JNL/BOSTON PARTNERS GLOBAL LONG SHORT EQUITY FUND	0	663.970	663.970
**D	JNL/LAZARD INTERNATIONAL STRATEGIC EQUITY FUND	0	309.642	309.642
**D	JNL/MELLON CAPITAL EUROPEAN 30 FUND	0	62.964	62.964
**D	JNL/MELLON CAPITAL MSCI WORLD INDEX FUND	0	517.500	517.500
**D	SUNAMERICA SERIES TRUST - SA FIDELITY INST AM INT GROWTH	0	705.394	705.394
**D	OPENWORLD PUBLIC LIMITED COMPANY	0	128.866	128.866
**D	RUSSELL INVESTMENT COMPANY V PLC	0	35.490	35.490
**D	RUSSELL INVESTMENTS INSTITUTIONAL FUNDS PLC	0	103.963	103.963
**D	MULTI-STYLE, MULTI-MANAGER FUNDS PLC	0	739.565	739.565
**D	STATE STREET GLOBAL ALL CAP EQUITY EX-US INDEX PORTFOLIO	0	2.046.180	2.046.180
**D	STATE STREET INTERNATIONAL DEVELOPED EQUITY	0	962.612	962.612
**D	NEBRASKA PUBLIC EMPLOYEES RETIREMENT SYSTEMS	0	29.483	29.483
**D	CISCO SYSTEMS FOUNDATION	0	6.162	6.162
**D	INVESCO GLOBAL TARGETED RETURNS FUND	0	1.455	1.455
**D	INVESCO GLOBAL MARKET NEUTRAL FUND	0	1.827.025	1.827.025
**D	INVESCO GLOBAL CORE EQUITY FUND	0		

EM

761

LISTA ESITO DELLE VOTAZIONE

Oggetto: Determinazione della durata in carica del Consiglio di Amministrazione
FAVOREVOLI

Badge	Regione Sociale	Proprio	Delega	Totale
**D	INTERNATIONALE KAPITALANLAGESELLSCHAFT MBH FOR DC	0	1.020.212	1.020.212
**D	SPDR PORTFOLIO MSCI GLOBAL STOCK MARKET ETF	0	30.509	30.509
**D	SPDR MSCI EAFE STRATEGICFACTORS ETF	0	111.842	111.842
**D	SPDR MSCI WORLD STRATEGICFACTORS ETF	0	2.134	2.134
**D	HARTFORD MULTIFACTOR DEVELOPED MARKETS	0	798.886	798.886
**D	HARTFORD MULTIFACTOR LOW VOLATILITY	0	4.044	4.044
**D	HARTFORD GLOBAL INVESTMENT FUNDS PUBLIC LIMITED	0	1.101.909	1.101.909
**D	LAZARD GLOBAL RETIREMENT & PENSION SYSTEM	0	946.985	946.985
**D	MARYLAND STATE RETIREMENT & PENSION SYSTEM	0	92.604	92.604
**D	RUSSELL INV MULTI-ASSET FACTOR EXPOSURE FUND	0	273.462	273.462
**D	ALLIANZ GLOBAL INVESTORS GMBH FOR CONVEST 21 VL	0	186.435	186.435
**D	ALLIANZ GLOBAL INVESTORS GMBH FOR FONDIS	0	1.322.077	1.322.077
**D	ALLIANZ GLOBAL INVESTORS GMBH FOR ALLIANZ VERM. EUROPA	0	31.421	31.421
**D	ALLIANZ GLOBAL INVESTORS GMBH FOR PREMIUMMANDAT	0	1.783.614	1.783.614
**D	ALLIANZ GLOBAL INVESTORS GMBH FOR ALLIANZ STRAT.	0	949.490	949.490
**D	ALLIANZ GLOBAL INVESTORS GMBH FOR ALLIANZ FLEXI	0	371.148	371.148
**D	MDPIM INTERNATIONAL EQUITY INDEX POOL	0	734.000	734.000
**D	MDPIM INTERNATIONAL EQUITY POOL	0	69.800	69.800
**D	MD EQUITY FUND	0	65.800	65.800
**D	MD INTERNATIONAL VALUE FUND	0	79.073	79.073
**D	MERCER INTERNATIONAL EQUITY FUND	0	50.300	50.300
**D	MERCER INTERNATIONAL EQUITY FUND	0	1.741.099	1.741.099
**D	MERCER INTERNATIONAL EQUITY FUND	0	4.132.198	4.132.198
**D	MGI FUNDS PLC	0	82.300	82.300
**D	MERCER QIF CCF	0	617.921	617.921
**D	MERCER GLOBAL EQUITY ALL COUNTRY WORLD INDEX FUND	0	430.300	430.300
**D	MERCER GLOBAL EQUITY FUND	0	486.500	486.500
**D	MERCER GLOBAL EQUITY FUND	0	269.000	269.000
**D	MGI FUNDS PLC	0	37.963	37.963
**D	MGI FUNDS PLC	0	3.525.109	3.525.109
**D	GTAA PANTHER FUND L.P	0	2.700.458	2.700.458
**D	MERCER UCITS COMMON CONTRACTUAL FUND	0	219.953	219.953
**D	MERCER UCITS COMMON CONTRACTUAL FUND	0	13.044	13.044
**D	LM FUND LP	0	397.063	397.063
**D	STATE OF MONTANA BOARD OF INVESTMENTS	0	21.914	21.914
**D	RUSSELL COMMON CONTRACTUAL FUND	0	26.125	26.125
**D	NORTROP GRUMMAN CORPORATION VERA MASTER TRUST I	0	4.205.775	4.205.775
**D	STATE OF NEW JERSEY COMMON PENSION FUND D	0	418.400	418.400
**D	ONTARIO TEACHERS PENSION PLAN BOARD	0	814.350	814.350
**D	NEW SHIPS, INC. PENSION MASTER TRUST	0	60.226	60.226
**D	LAZARD GLOBAL EQUITY INCOME FUND	0	3.190	3.190
**D	LAZARD GLOBAL BALANCED INCOME FUND	0	60.284	60.284
**D	COSMOPOLITAN INVESTMENT FUND	0	75.318	75.318
**D	INTERNATIONALE KAPITALANLAGESELLSCHAFT MBH FOR PEKA	0		

SM

FL

LISTA ESITO DELLE VOTAZIONE

Oggetto: Determinazione della durata in carica del Consiglio di Amministrazione

FAVOREVOLI

Badge	Regione Sociale	Proprio	Delega	Totale
**D	SACRAMENTO COUNTY EMPLOYERS RETIREMENT SYSTEM	0	1.692.847	1.692.847
**D	PIMCO FUNDS GLOBAL INVESTORS SERIES PLC	0	372.002	372.002
**D	PRINCIPAL EX-TRADED FUNDS-PRINC INT MUL-FACT CORE INDEX ETF	0	12.222	12.222
**D	PRINCIPAL LIFE INSURANCE COMPANY	0	3.265.549	3.265.549
**D	PACIFIC SELECT FUND -PD INTERNATIONAL LARGE-CAP PORTFOLIO	0	209.397	209.397
**D	PACIFIC SELECT FUND-INTERNATIONAL EQUITY INCOME PORTFOLIO	0	271.909	271.909
**D	STICHTING PENSIONFONDS WERK- EN (RE)INTEGRATIE	0	1.396.666	1.396.666
**D	EMO INVESTMENTS (IRELAND) PLC	0	127.864	127.864
**D	THE UNIVERSITY OF HONG KONG	0	50.535	50.535
**D	DWS INVESTMENT GMBH FOR DEAM-FONDS FES	0	70.000	70.000
**D	DWS INVESTMENT GMBH FOR DEAM-FONDS PPC GEQ	0	14.669	14.669
**D	DWS INVESTMENT GMBH FOR DEAM-FONDS RXBS	0	15.000	15.000
**D	DWS INVESTMENT GMBH FOR DEAM-FONDS BW GERMANY	0	21.807	21.807
**D	DWS INVESTMENT GMBH FOR DEAM-FONDS BERL	0	150.400	150.400
**D	DWS INVESTMENT GMBH FOR GCB PENSION FUND GERMANY	0	25.413	25.413
**D	DWS INVESTMENT GMBH FOR OP- FONDS WFF	0	11.504	11.504
**D	DWS INVESTMENT GMBH FOR DEAM FONDS FMB 1	0	2.400	2.400
**D	DWS INVESTMENT GMBH FOR DEAM FONDS DKS 1	0	20.000	20.000
**D	DWS INVESTMENT GMBH FOR DEUTSCHE LNM	0	60.000	60.000
**D	DWS INVESTMENT GMBH FOR DEAM FONDS RHEIN	0	124.000	124.000
**D	DWS INVESTMENT GMBH FOR DEAM FONDS KLILI	0	3.500	3.500
**D	DWS INVESTMENT GMBH FOR DEAM FONDS SLIM 1	0	170.000	170.000
**D	DWS INVESTMENT GMBH FOR DEAM FONDS LHG 1	0	81.700	81.700
**D	DWS INVESTMENT GMBH FOR DEAM FONDS PMF 1	0	60.000	60.000
**D	DWS INVESTMENT GMBH FOR DEAM FONDS PSF 1	0	8.525	8.525
**D	DWS INVESTMENT GMBH FOR DEAM FONDS SC5M	0	3.215	3.215
**D	DWS INVESTMENT GMBH FOR DEAM FONDS STK	0	10.200	10.200
**D	DWS INVESTMENT GMBH FOR STIFTUNGSFONDS SVC 1	0	25.017	25.017
**D	DWS INVESTMENT GMBH FOR DEAM FONDS LM1	0	12.500	12.500
**D	DWS INVESTMENT GMBH FOR DEUTSCHE BERGBURG 15	0	100.000	100.000
**D	DWS INVESTMENT GMBH FOR DEAM-FONDS CPT	0	71.000	71.000
**D	DWS INVESTMENT GMBH FOR DEUTSCHE RRI7	0	13.283	13.283
**D	PANAGORA DYNAMIC GLOBAL EQUITY (EX TOBACCO) FUND	0	10.599	10.599
**D	THRIVENT MODERATE ALLOCATION PORTFOLIO	0	100.247	100.247
**D	THRIVENT MODERATELY AGGRESSIVE ALLOCATION PORTFOLIO	0	28.739	28.739
**D	THRIVENT AGGRESSIVE ALLOCATION PORTFOLIO	0	11.083	11.083
**D	THRIVENT MODERATELY AGGRESSIVE ALLOCATION FUND	0	18.115	18.115
**D	THRIVENT MODERATELY AGGRESSIVE ALLOCATION FUND	0	35.260	35.260
**D	THRIVENT PARTNER WORLDWIDE ALLOCATION FUND	0	10.006	10.006
**D	THRIVENT PARTNER WORLDWIDE ALLOCATION PORTFOLIO	0	437.031	437.031
**D	THRIVENT PARTNER WORLDWIDE ALLOCATION PORTFOLIO	0	801.406	801.406
**D	THRIVENT BALANCED INCOME PLUS FUND	0	45.084	45.084
**D	THRIVENT BALANCED INCOME PLUS PORTFOLIO	0	53.964	53.964

GA

763

LISTA ESITO DELLE VOTAZIONE
 Oggetto: Determinazione della durata in carica del Consiglio di Amministrazione FAVOREVOLI

Badge	Ragione Sociale	Proprio	Delega	Totale
**D	THRIVENT GLOBAL STOCK FUND	0	653.459	653.459
**D	THRIVENT LOW VOLATILITY EQUITY FUND	0	12.583	12.583
**D	THRIVENT LOW VOLATILITY EQUITY FUND	0	381.764	381.764
**D	THRIVENT LOW VOLATILITY EQUITY PORTFOLIO	0	19.480	19.480
**D	THRIVENT CORE INTERNATIONAL EQUITY FUND	0	897.258	897.258
**D	THRIVENT CORE INTERNATIONAL EQUITY FUND	0	71.785	71.785
**D	THRIVENT DIVERSIFIED INCOME PLUS FUND	0	55.182	55.182
**D	THRIVENT DIVERSIFIED INCOME PLUS FUND	0	13.576	13.576
**D	THRIVENT INTERNATIONAL INDEX PORTFOLIO	0	6.441	6.441
**D	THRIVENT INTERNATIONAL INDEX PORTFOLIO	0	2.088.326	2.088.326
**D	RUSSELL INVESTMENTS YIELD OPPORTUNITIES POOL	0	164.035	164.035
**D	RUSSELL INVESTMENTS GLOBAL INFRASTRUCTURE POOL	0	11.544	11.544
**D	RUSSELL INVESTMENTS OVERSEAS EQUITY FUND	0	87.651	87.651
**D	RUSSELL INVESTMENTS MULTI-FACTOR INTERNATIONAL EQUITY	0	1.269.067	1.269.067
**D	RUSSELL INVESTMENTS OVERSEAS EQUITY FUND	0	327.158	327.158
**D	HONG KONG SPECIAL ADMINISTRATIVE REGION GOVERNMENT-	0	75.070	75.070
**D	GOV OF HM THE SULTAN AND YANG DI-PERTUAN OF BRUNEI DARUSSALAM	0	866.837	866.837
**D	HOME AFFAIRS UNIFORMED SERVICES (INVEST FUND)	0	345.984	345.984
**D	FOLKSAM OMSESIDIG LIVFORSAKRING	0	31.426	31.426
**D	BANK OF KOREA	0	1.563.694	1.563.694
**D	KPA LIVFORSAKRING AB (PUBL)	0	150.629	150.629
**D	KPA PENSIONSFORSAKRING AB (PUBL)	0	141.092	141.092
**D	KONSUMENTKOOPERATIONENS PENSIONSFIFTELSE	0	2.423.308	2.423.308
**D	BIMCOR GLOBAL EQUITY POOLED FUND	0	65.003	65.003
**D	ALBERTA INVESTMENT MANAGEMENT CORPORATION	0	674.481	674.481
**D	GOVERNMENT OF THE REPUBLIC OF SINGAPORE	0	61.013	61.013
**D	SCOTIA PRIVATE INTERNATIONAL EQUITY POOL	0	13.024	13.024
**D	DESJARDINS DEVEL EX-USA EX-CANADA MULTIF - CONTROLLED VOL ETF	0	2.066	2.066
**D	BANK OF KOREA	0	168.800	168.800
**D	BANK OF KOREA	0	846.268	846.268
**D	BANK SINOPAC AMCO CATHAY GLOBAL INFRASTRUCTURE FUND	0	824.879	824.879
**D	STATE STREET IRELAND UNIT TRUST	0	3.513.425	3.513.425
**D	SSGA SPDR ETFs EUROPE I PUBLIC LIMITED COMPANY	0	24.197	24.197
**D	SSGA SPDR ETFs EUROPE II PUBLIC LIMITED COMPANY	0	492.201	492.201
**D	SIR DAVID TRENCH FUND FOR RECREATION	0	10.749.659	10.749.659
**D	SUNSUPER SUPERANNUATION FUND	0	18.663	18.663
**D	CALIFORNIA PUBLIC EMPLOYEES RETIREMENT SYSTEM	0	26.147.957	26.147.957
**D	DELTA SHARES S+P INTERNATIONAL MANAGED RISK ETF	0	10.847.822	10.847.822
**D	CALIFORNIA STATE TEACHERS RETIREMENT SYSTEM	0	194.727	194.727
**D	TEACHER RETIREMENT SYSTEM OF TEXAS	0	16.927	16.927
**D	DWS INVESTMENT GMBH FOR DEAM-FONDS PG EQ	0	19.299	19.299
**D	AXA INV MAN SCHWEIZ AG OBO AXA (CH) STRAT FD - GLOBAL EQ CHF	0	35.000	35.000
**D	AXA SWISS INSTITUTIONAL FUND - EQUITIES GLOBAL EX	0	290.991	290.991
**D	DWS INVESTMENT GMBH FOR DEAM-FONDS MASP	0		
**D	MERCK CAPITAL ASSET MANAGEMENT LIMITED	0		

84

FLG

LISTA ESITO DELLE VOTAZIONE
 Oggetto: Determinazione della durata in carica del Consiglio di Amministrazione
 FAVOREVOLI

Badge	Ragione Sociale	Proprio	Delega	Totale
**D	DMS INVESTMENT GMBH FOR DEAM FONDS PFDB	0	35.167	35.167
**D	PINEBRIDGE GLOBAL FUNDS	0	82.661	82.661
**D	METZLER ASSET MANAGEMENT GMBH FOR MI-FONDS 415	0	595.120	595.120
**D	ALLIANZ GLOBAL INVESTORS GMBH FOR ALLIANZGI-FONDS HPT	0	17.346	17.346
**D	DMS INVESTMENT GMBH FOR DEAM-FONDS GSK 1	0	102.946	102.946
**D	UNITED GLOBAL DIVIDEND EQUITY FUND	0	794	794
**D	HONG KONG HOUSING SOCIETY	0	88.197	88.197
**D	UNITED INCOME FOCUS TRUST	0	49.518	49.518
**D	UBS (IRL) ETF PLC	0	273.996	273.996
**D	SO CA UPCW UNIONS AND FOOD EMPLOYERS JOINT PENSION TRUST	0	404.521	404.521
**D	UNITED FOOD AND COMM WORKERS INT UNION-INDUSTRY	0	399.000	399.000
**D	ALLIANZ GLOBAL INVESTORS GMBH FOR ALLIANZGI-FONDS VDE	0	137.069	137.069
**D	VANGUARD FTSE DEVELOPED EUROPE INDEX ETF	0	25.972	25.972
**D	HEB SAVINGS & RETIREMENT PLAN TRUST	0	12.019	12.019
**D	THE WELLINGTON TR COM NATIONAL ASS MULT COLLECT INV F	0	613.084	613.084
**D	THE WELLINGTON TR CO NAT ASS MULT C TR F TR, OPPORT EQ PTF	0	26.445	26.445
**D	THE WELLINGTON TR CO NAT ASS MULT COM, ENDURING ASSETS PTF	0	1.038.917	1.038.917
**D	THE WELLINGTON TR CO NAT ASS MULT COM TR F TR DAILY END ASS PTF	0	673.656	673.656
**D	WELLINGTON TR CO NAT ASS MULT COM TR FD TR GLB MAN RISK PORT	0	120.424	120.424
**D	THE WELLINGTON TR CO NAT ASS MULT COLLECTIVE INV F TRUST	0	104.902	104.902
**D	WISDOMTREE ISSUER PUBLIC LIMITED COMPANY	0	127.642	127.642
**D	WSIB INVESTMENTS (PUBLIC EQUITIES) POOLED FUND TRUST	0	1.717.559	1.717.559
**D	DIVERSIFIED MARKETS (2010) POOLED FUND TRUST	0	15.025	15.025
**D	WASHINGTON STATE INVESTMENT BOARD	0	5.468.447	5.468.447
**D	WISDOMTREE DYNAMIC CURRENCY HEDGED INTRNL EQUITY FUND	0	165.300	165.300
**D	WISDOMTREE INTERNATIONAL HIGH DIVIDEND FUND	0	350.983	350.983
**D	WISDOMTREE INTERNATIONAL EQUITY FUND	0	542.893	542.893
**D	WISDOMTREE GLOBAL HIGH DIVIDEND FUND	0	36.316	36.316
**D	WISDOMTREE INTERNATIONAL DIVIDEND EX-	0	232.392	232.392
**D	WISDOMTREE INTERNATIONAL LARGE CAP DIVIDEND	0	477.602	477.602
**D	NEW YORK STATE TEACHERS RETIREMENT SYSTEM	0	5.266.045	5.266.045
**D	NEW YORK STATE TEACHERS RETIREMENT SYSTEM	0	2.684.235	2.684.235
**D	PENSIONFONDS METPAAL OFF	0	20.007	20.007
**D	BMO GLOBAL GROWTH + INCOME FUND	0	523.956	523.956
**D	BMO INTERNATIONAL EQUITY FUND	0	563.220	563.220
**D	PRUDENTIAL BANK AND TRUST FSB	0	249.809	249.809
**D	PRUDENTIAL RETIREMENT INSURANCE AND ANNUITY COMPANY	0	227.600	227.600
**D	PRUDENTIAL RETIREMENT INSURANCE AND ANNUITY COMPANY	0	1.548.974	1.548.974
**D	VALLSBERG FUND LLC	0	48.476	48.476
**D	VALLSBERG FUND LLC	0	32.540	32.540
**D	WELLINGTON MANAGEMENT FUNDS (IRELAND) PLC	0	1.330.209	1.330.209
**D	MANULIFE ASSET MANAGEMENT INTERNATIONAL EQUITY	0	323.619	323.619
**D	INWESCO GLOBAL LOW VOLATILITY EQUITY YIELD FUND	0	104.448	104.448

795

EH

LISTA ESITO DELLE VOTAZIONE

Oggetto: Determinazione della durata in carica del Consiglio di Amministrazione

FAVOREVOLI

Badge	Regione Sociale	Proprio	Delega	Totale
**D	ZURICH INVEST ICAY	0	739.292	739.292
**D	SS BK AND TRUST COMPANY INV FUNDS FOR TAXEXEMPT	0	35.577.363	35.577.363
**D	SSGA ACWI INTEGR ALPHA SELECT NON-LENDING QP COMMON	0	30.931	30.931
**D	SSGA FTSE RAFI DEVELOPED 1000 INDEX NON-LENDING COMMON	0	70.678	70.678
**D	SS FTSE DEV COMPREHENSIVE FACTOR IND NON-	0	37.993	37.993
**D	STATE STREET SP GLO INFRA INDEX NON-LENDING COMMON	0	1.569.393	1.569.393
**D	STATE STREET RAFI DEVELOP EX-US INDEX NON-LENDING COMMON	0	18.859	18.859
**D	STATE STREET ALL-WRLD TOTL MKT CORE FTNS NON-LENDING COM TR	0	27.144	27.144
**D	SSGA ALL COUNTRY W EX-US INTEGR ALPHA SEL NON-LEND COMM TR F	0	130.632	130.632
**D	SSGA MSCI EUROPE SCREENED INDEX NON-LENDING COMMON	0	805.242	805.242
**D	MSCI EAFE PROV SCREENED INDEX NON - LENDING COMMON TR	0	151.534	151.534
**D	STATE STREET TOTAL RETURN V.I.S. FUND	0	23.292	23.292
**D	THE AB PORTFOLIOS - AB ALL MARKET TOTAL RETURN PORTFOLIO	0	195.283	195.283
**D	THE AB PORTFOLIOS - AB CONSERVATIVE WEALTH STRATEGY	0	36.979	36.979
**D	DB VERMOEGENSFONDSMANDAT	0	105.100	105.100
**D	STATE STREET GLOBAL ADVISORS LUXEMBOURG SICAV	0	4.245.289	4.245.289
**D	COHEN AND STEERS SICAV (LUXEMBOURG)	0	7.863	7.863
**D	DB X-TRACKERS	0	29.539.205	29.539.205
**D	DEUTSCHE AM MULTI ASSET PIR FUND	0	1.251.173	1.251.173
**D	DEUTSCHE INVEST II	0	1.316.057	1.316.057
**D	DWS INVEST	0	136.663	136.663
**D	DWS FIXED MATURITY	0	521.448	521.448
**D	DWS INVESTMENT S.A. FOR ZURICH GLOBAL EQUITY	0	18.904	18.904
**D	DWS INVESTMENT S.A. FOR DWS CONCEPT DJE RESPONSIBLE INVEST	0	98.000	98.000
**D	DEUTSCHE ASSET MNGM S.A. FOR VERM FLEXIBEL (80. / . TEILGESCH)	0	15.171	15.171
**D	DWS INVESTMENT S.A. FOR DWS VERMOEGENSMANDAT-	0	15.621	15.621
**D	DWS INVESTMENT S.A. FOR DWS VERMOEGENSMANDAT-	0	784.838	784.838
**D	DWS INVESTMENT S.A. FOR DWS MULTI ASSET INCOME KONTROLLIERT	0	1.102.202	1.102.202
**D	DWS INVESTMENT S.A. FOR DWS MULTI ASSET WELTFONDS	0	153.039	153.039
**D	UBS ETF	0	1.255.327	1.255.327
**D	UBS ETF	0	3.418.228	3.418.228
**D	UBS ETF	0	474.793	474.793
**D	UBS ETF	0	244.072	244.072
**D	UBS ETF	0	239.435	239.435
**D	UBS ETF	0	6.713	6.713
**D	UBS ETF	0	162.097	162.097
**D	UBS ETF	0	102.504	102.504
**D	UBS ETF	0	45.407	45.407
**D	UBS ETF	0	347.039	347.039
**D	UBS ETF	0	336.846	336.846
**D	TRT FOR RET MED DEN & LIFE INS PL OF THE ARMY&AIR FORCE EX SRV	0	201.296	201.296
**D	THE RETIREMENT ANN PL FOR EMPL OF THE ARMY&AIR FORCE EX	0	493.589	493.589
**D	ABERDEEN SELECT INTERNATIONAL EQUITY FUND	0	608.500	608.500

EM

766

LISTA ESITO DELLE VOTAZIONE
 Oggetto: Determinazione della durata in carica del Consiglio di Amministrazione
 FAVOREVOLI

Badge	Ragione Sociale	Proprio	Delega	Totale
**D	RUSSELL INVESTMENT COMPANY II PLC	0	326.034	326.034
**D	STATE STREET INTERNATIONAL STOCK SELECTION FUND	0	184.871	184.871
**D	SANFORD C. BERNSTEIN FUND, INC. - INTERNATIONAL	0	2.168.260	2.168.260
**D	LAZARD INTERNATIONAL STRATEGIC EQUITY PORTFOLIO	0	15.497.357	15.497.357
**D	LAZARD INTERNATIONAL EQUITY PORTFOLIO	0	7.199.309	7.199.309
**D	GLOBAL INTREPID - CANADA FUND	0	20.847	20.847
**D	IBM 401K PLUS PLAN	0	1.507.975	1.507.975
**D	AMERICAN AIRLINES INC., MASTER FIXED BENEFIT PENSION TRUST	0	1.258.863	1.258.863
**D	GENERAL CONFERENCE CORPORATION OF SEVENTH DAY	0	108.022	108.022
**D	STATE OF ALASKA RETIREMENT AND BENEFITS PLANS	0	1.773.213	1.773.213
**D	COLLEGE RETIREMENT EQUITIES FUND	0	11.939.566	11.939.566
**D	TIIA-CREF INTERNATIONAL EQUITY INDEX FUND	0	7.031.719	7.031.719
**D	TIIA-CREF LIFE FUNDS -INTERNATIONAL EQUITY FUND	0	3.765.318	3.765.318
**D	CONAGRA FOODS MASTER PENSION TRUST	0	7.999.819	7.999.819
**D	PACE INTERNATIONAL EQUITY INVESTMENTS	0	81.288	81.288
**D	RUSSELL INVESTMENT COMPANY - RUSSELL INTERN DEVELOPED MKT	0	113.109	113.109
**D	MERCY HEALTH	0	938.936	938.936
**D	MASSACHUSETTS LABORERS PENSION FUND	0	1.103.926	1.103.926
**D	BOSTON RETIREMENT SYSTEM	0	289.699	289.699
**D	VALIC COMPANY I - INTERNATIONAL EQUITIES INDEX FUND	0	136.412	136.412
**D	VALIC COMPANY I - GLOBAL STRATEGY FUND	0	153.552	153.552
**D	FONDATION LUCIE ET ANDRE CHAGNON	0	669.953	669.953
**D	BRIGHTHOUSE FUNDS TRUST II - METLIFE MSCI EAFE INDEX PIF	0	105.249	105.249
**D	STATE OF MINNESOTA	0	62.900	62.900
**D	RUSSELL INVESTMENT FUNDS INTERNATIONAL DEVELOPED MARKETS	0	578.188	578.188
**D	ALAMEDA COUNTY EMPLOYEES' RETIREMENT ASSOCIATION	0	5.256.054	5.256.054
**D	TRANSAMERICA INTERNATIONAL GROWTH	0	198.232	198.232
**D	MERCER NON-US CORE EQUITY FUND	0	2.303.290	2.303.290
**D	MERCER NON-US CORE EQUITY FUND	0	4.614.700	4.614.700
**D	JOHN HANCOCK LIFE AND HEALTH INSURANCE COMPANY	0	1.191.688	1.191.688
**D	TRANSAMERICA GREYSTONE INTERNATIONAL	0	1.238.100	1.238.100
**D	SPDR MSCI ACWI EX-US ETF	0	435.033	435.033
**D	SPDR S&P GLOBAL INFRASTRUCTURE ETF	0	1.899.400	1.899.400
**D	SPDR PORTFOLIO DEVELOPED WORLD EX-US ETF	0	485.660	485.660
**D	ORANGE COUNTY EMPLOYEES RETIREMENT SYSTEM	0	1.376.623	1.376.623
**D	MORGAN STANLEY INSTITUTIONAL FD TR - GLOBAL STRATEGIST PTF	0	1.996.960	1.996.960
**D	MORGAN STANLEY VAR INS FUND, INC. GLOBAL STRATEGIST PORTFOLIO	0	1.265.604	1.265.604
**D	STATE OF MONTANA BOARD OF INVESTMENTS	0	33.642	33.642
**D	EUROPE INVESTMENT FUND	0	4.573	4.573
**D	WELLINGTON DIVERSIFIED INFLATION HEDGES FUND	0	120.941	120.941
**D	MERCY HEALTH RETIREMENT TRUST	0	116.464	116.464
**D		0	116.049	116.049
**D		0	145.652	145.652

EJA

767

LISTA ESITO DELLE VOTAZIONE
 Oggetto: Determinazione della durata in carica del Consiglio di Amministrazione
FAVOREVOLI

Badge	Ragione Sociale	Proprio	Delega	Totale
**D	TRUTH INITIATIVE FOUNDATION	0	18.774	18.774
**D	MAJOR LEAGUE BASEBALL PLAYERS PENSION PLAN	0	349.600	349.600
**D	ULTRA SERIES FUND-INTERNATIONAL STOCK FUND	0	74.132	74.132
**D	MADISON INTERNATIONAL STOCK FUND	0	45.412	45.412
**D	SPDR STOXX EUROPE 50 ETF	0	140.061	140.061
**D	SPDR DJ EURO STOXX 50 ETF	0	4.902.284	4.902.284
**D	INTERNATIONAL ALPHA SELECT COMMON TRUST FUND	0	160.757	160.757
**D	COMMON TRUST ITALY FUND	0	7.779.930	7.779.930
**D	WORLD INDEX OLUS SECURITIES LENDING COMMON TRUST FUND	0	100.130	100.130
**D	NAIWEST TR AND DEP SERV LTD AS TRUSTEE O LF PRUD EURO QIS FD	0	241.126	241.126
**D	SPDR S+P WORLD EX AUSTRALIA FUND	0	25.700	25.700
**D	AB GLOBAL RESEARCH INSIGHTS FUND	0	121.450	121.450
**D	ARGO GLOBAL LISTED INFRASTRUCTURE LIMITED	0	152.563	152.563
**D	RUSSELL INVESTMENTS LOW CARBON GLOBAL SHARES FUND	0	88.919	88.919
**D	EMERGENCY SERVICES SUPERANNUATION SCHEME	0	37.677	37.677
**D	FIRST STATE SUPERANNUATION SCHEME	0	360.681	360.681
**D	FIRST STATE SUPERANNUATION SCHEME	0	1.078.242	1.078.242
**D	RUSSELL INVESTMENTS TAX EFFECTIVE GLOBAL SHARES FUND	0	176.844	176.844
**D	RUSSELL INVESTMENTS GLOBAL LISTED INFRASTRUCTRE FUND -	0	300.134	300.134
**D	PINNACLE BNY MELLON GLOBAL INFRASTRUCTURE YIELD	0	84.257	84.257
**D	STATE STREET GLOBAL EQUITY FUND	0	200.832	200.832
**D	STATE STREET LOW CARBON ESG INTERNATIONAL	0	13.647	13.647
**D	AXA IM SUSTAINABLE EQUITY FUND	0	12.000	12.000
**D	RETAIL EMPLOYEES SUPERANNUATION TRUST	0	924.886	924.886
**D	REST AB TRUST	0	846.108	846.108
**D	INTERNATIONAL EQUITIES SECTOR TRUST	0	11.420	11.420
**D	SUNSUPER SUPERANNUATION FUND	0	2.691.331	2.691.331
**D	UBS IQ MSCI WORLD EX AUSTRALIA ETHICAL ETF	0	25.114	25.114
**D	UBS IQ MSCI EUROPE ETHICAL ETF	0	5.221	5.221
**D	VPMC INTERNATIONAL EQUITY TRUST 1	0	7.764	7.764
**D	VPMC INTERNATIONAL EQUITY TRUST 2	0	16.522	16.522
**D	STATE STREET GLOBAL INDEX PLUS TRUST	0	124.414	124.414
**D	RUSSELL INVESTMENTS INTERNATIONAL SHARES FUND	0	46.644	46.644
**D	STATE STREET INTERNATIONAL EQUITIES INDEX TRUST	0	257.258	257.258
**D	BLACKROCK AM SCHWEIZ AG OBO BIFS WORLD EX SWITZ EQ	0	178.641	178.641
**D	PEOPLE'S BANK OF CHINA	0	5.740.065	5.740.065
**D	FLOURISH INVESTMENT CORPORATION	0	2.076.420	2.076.420
**D	PEOPLE'S BANK OF CHINA	0	2.991.158	2.991.158
**D	BEST INVESTMENT CORPORATION	0	5.433.529	5.433.529
**D	THE TRUSTEES OF BP PENSION FUND	0	1.311.144	1.311.144
**D	NEW AIRWAYS PENSION SCHEME	0	2.714.875	2.714.875
**D	IFML VITALITY FUNDS - IFML VITALITY MULTI-ASSET INCOME FUND	0	7.145	7.145
**D	FIRSTRAND BANK LIMITED ATF THE INVESTEC WORLDWIDE	0	14.237	14.237

EA

708

LISTA ESITO DELLE VOTAZIONE
 Oggetto: Determinazione della durata in carica del Consiglio di Amministrazione
 FAVOREVOLI

Badge	Regione Sociale	Proprio	Delega	Totale
**D	THE TRUSTEES OF CONOCOPHILLIPS PENSION PLAN	0	130.547	130.547
**D	FAMILY INVESTMENTS CHILD TRUST FUND	0	229.557	229.557
**D	FAMILY INVESTMENTS GLOBAL ICVC FAMILY BALANCED INT FUND	0	148.141	148.141
**D	NOTTINGHAMSHIRE COUNTY COUNCIL PENSION FUND	0	455.757	455.757
**D	HSBC AS TRUSTEE FOR SSCA EUROPE EX UK EQUITY TRACKER FUND	0	7.272.268	7.272.268
**D	NATWEST TRU+DEP SERV LTD AT OF ST JAMES'S PL GR EURO PROG UT TR	0	1.196.419	1.196.419
**D	NATWEST TRU+DEP SERV LTD ATO ST. JAMES'S PL GR EURO UN TR	0	2.408.024	2.408.024
**D	NATWEST TRU+DEP SERV LTD ATO ST. JAMES'S PL COMT EURO UN TR	0	5.948.632	5.948.632
**D	NATWEST TRU+DEP SERV LTD ATO ST. JAMES'S PL GL EQ UN TR	0	1.239.290	1.239.290
**D	THE TRUSTEES OF THE GE UK PENSION COMMON INVESTMENT	0	13.431.446	13.431.446
**D	NATWEST TR+DEF SERV LTD ATO ST. JAMES'S PL MULTI ASS UN TR	0	364.073	364.073
**D	MANAGED PENSION FUNDS LIMITED	0	313.447	313.447
**D	THE TRUSTEES OF STAGECOACH GROUP PENSION SCHEME	0	5.323.114	5.323.114
**D	THE TRUSTEES OF STAGECOACH GROUP PENSION SCHEME	0	220.095	220.095
**D	OLD MUTUAL INVESTMENT GROUP (PTY) LTD	0	380.200	380.200
**D	OLD MUTUAL LIFE ASSURANCE COMPANY (SOUTH AFRICA) LIMITED	0	11.718	11.718
**D	ALLIANZ INT INV FDS- ALLIANZ BEST STYLES GLOBAL AC EQUITY	0	78.814	78.814
**D	ALLIANZ UK + EUROPEAN INV FUNDS-ALLIANZ UK EQUITY	0	70.458	70.458
**D	ALLIANZ UK + EUROPEAN INV FUNDS-ALLIANZ EUROPEAN EQUITY	0	125.294	125.294
**D	ALLIANZ UK + EUROPEAN INV FUNDS-ALLIANZ EUROPEAN FUND	0	90.000	90.000
**D	HBOS INTERNATIONAL INV FUNDS ICVC- EUROPEAN FUND	0	833.105	833.105
**D	HBOS INTERNATIONAL INV FUNDS ICVC- INTERNATIONAL	0	1.682.995	1.682.995
**D	AVIVA LIFE PENSIONS UK LIMITED	0	48.143	48.143
**D	ALGEMEEN PENSIOENFONDS VAN CURACAO	0	175.766	175.766
**D	EAST RIDING PENSION FUND	0	913.248	913.248
**D	ES ALLIANCE BERNSTEIN UK OEIC ALL BERN EUR (EX UK) EQ ES F	0	902.312	902.312
**D	ES ALLIANCE BERNSTEIN UK OEIC - ES AB LOW VOLATILITY GLB EQ F	0	5.200	5.200
**D	THE TRUSTEES OF GOLDMAN SACHS UK RETIREMENT PLAN	0	18.087	18.087
**D	M+G INVESTMENT FUNDS (1) - M+G EUROPEAN INDEX	0	117.417	117.417
**D	M+G INVESTMENT FUNDS (1) - M+G GLOBAL THEMES FUND	0	3.656.333	3.656.333
**D	M+G INVESTMENT FUNDS (10) M+G GLOBAL LISTED	0	1.785.803	1.785.803
**D	M+G INVESTMENT FUNDS (4) - M+G SUSTAINABLE MULTI	0	11.705	11.705
**D	STICHTING PHILIPS PENSIOENFONDS	0	1.300.416	1.300.416
**D	VANGUARD INVESTMENTS FUNDS ICVC - VANGUARD	0	20.190	20.190
**D	VANGUARD INV FDS ICVC-VANG FTSE DEV WOR LD EX - UK EQF IND	0	1.793.118	1.793.118
**D	VANGUARD INV F ICVC-VANGUARD FTSE DEV EUROPE EX-UK EQ INDEX	0	3.275.421	3.275.421
**D	VANGUARD INV FUNDS ICVC-VANGUARD FTSE GLOB ALL CAP IND FUND	0	74.370	74.370
**D	VANGUARD INV FUNDS ICVC-VANGUARD FTSE GLOB LOW VOL IND GLO EQT F	0	244.003	244.003
**D	SCOTTISH WID INV SOLS F ICVC - FIDAMTIL LOW VOL IND GLO EQT F	0	67.830	67.830
**D	PUBLIC AUTHORITY FOR SOCIAL INSURANCE	0	962.455	962.455
**D	SCOTTISH WIDOWS INV SOL F ICVC- FUNDAMENTAL INDEX	0	1.451.348	1.451.348
**D	INVESTEC FUNDS SERIES I- DIVERSIFIED INCOME FUND	0	72.022	72.022
**D	ARAB BANK FOR ECONOMIC DEVELOPMENT IN	0	2.281.593	2.281.593
**D	SCOTTISH WIDOWS OVERSEAS GROWTH INV F ICVC - EURO GROWTH	0		

EA

FCP

LISTA ESITO DELLE VOTAZIONE
 Oggetto: Determinazione della durata in carica del Consiglio di Amministrazione
 FAVOREVOLI

Badge	Ragione Sociale*	Proprio	Delega	Totale
**D	SCOTTISH WIDOWS OVERSEAS GROWTH INV FUNDS ICVC-GLOBAL	0	843.665	843.665
**D	SCOTTISH WIDOWS INV SOLUTIONS F ICVC- EUROPEAN (EX UK) EQ FD	0	1.630.061	1.630.061
**D	PACE INTERNATIONAL EQUITY INVESTMENTS	0	365.995	365.995
**D	CATHOLIC ENDOWMENT FUND, LP	0	10.895	10.895
**D	MAINSTAY INTERNATIONAL OPPORTUNITIES FUND	0	74.796	74.796
**D	GMO BENCHMARK-FREE FUND	0	1.785.038	1.785.038
**D	GMO STRATEGIC OPPORTUNITIES ALLOCATION FUND	0	5.648	5.648
**D	GMO IMPLEMENTATION FUND	0	4.911.176	4.911.176
**D	RINEBRIDGE GLOBAL DYNAMIC ASSET ALLOCATION FUND LLC	0	1.232	1.232
**D	MEDIOLANUM GESTIONE FONDI SGR - FLESSIBILE FUTURO ITALIA	0	14.000.000	14.000.000
**D	MEDIOLANUM GESTIONE FONDI SGR - FLESSIBILE SVILUPPO ITALIA	0	2.000.000	2.000.000
**D	EPSILON SGR - EPSILON MULTIASET VALORE GLOBALE LUGLIO 2022	0	51.949	51.949
**D	EPSILON SGR - EPSILON MULTIASET VALORE GLOBALE MARZO 2022	0	35.584	35.584
**D	EPSILON SGR - EPSILON MULTIASET VALORE GLOBALE SETE 2021	0	70.451	70.451
**D	EPSILON SGR - EPSILON FLESSIBILE AZIONI EURO SETTEMBRE 2020	0	80.913	80.913
**D	EPSILON SGR - EPSILON QVALUE	0	18.946	18.946
**D	EPSILON SGR - EPSILON MULTIASET 3 ANNI LUGLIO 2020	0	614	614
**D	EPSILON SGR - EPSILON FLESSIBILE AZIONI EURO GIUGNO 2021	0	5.400	5.400
**D	EPSILON SGR - EPSILON MULTIASET VALORE GLOBALE GIUGNO 2021	0	162.460	162.460
**D	EPSILON SGR - EPSILON MULTIASET VALORE GLOBALE DIC 2021	0	64.081	64.081
**D	EPSILON SGR - EPSILON DLONGRUN	0	1.418	1.418
**D	EPSILON SGR - EPSILON FLESSIBILE AZIONI EURO NOVEMBRE 2020	0	58.287	58.287
**D	EPSILON SGR - EPSILON FLESSIBILE AZIONI EURO APRILE 2021	0	8.157	8.157
**D	EPSILON SGR - EPSILON MULTIASET VALORE GLOBALE MAGGIO 2022	0	64.823	64.823
**D	EPSILON SGR - EPSILON MULTIASET 3 ANNI MAGGIO 2020	0	1.221	1.221
**D	EPSILON SGR - EPSILON QEQITY	0	12.780	12.780
**D	EPSILON SGR - EPSILON ALLOCAZIONE TATTICA GIUGNO 2020	0	16.407	16.407
**D	EPSILON SGR - EPSILON FLESSIBILE AZIONI EURO FEBBRAIO 2021	0	19.193	19.193
**D	EPSILON SGR - EPSILON QRETURN	0	105.048	105.048
**D	EURIZON CAPITAL SGR - EURIZON PIR ITALIA 30	0	8.342	8.342
**D	EURIZON CAPITAL SGR - EURIZON TOP SELEC CRESCITA DIC 2023	0	2.230	2.230
**D	EURIZON CAPITAL SGR - EURIZON TOP SELEC EQUILIBRIO GIU 2024	0	3.761	3.761
**D	EURIZON CAPITAL SGR - EURIZON TOP SELEC EQUILIBRIO DIC 2024	0	2.874	2.874
**D	EURIZON CAPITAL SGR - EURIZON TOP SELEC CRESCITA DIC 2024	0	7.602	7.602
**D	EURIZON CAPITAL SGR - EURIZON PROGETTO ITALIA 70	0	2.558.931	2.558.931
**D	EURIZON CAPITAL SGR - EURIZON PIR ITALIA AZIONI	0	340.436	340.436
**D	EURIZON CAPITAL SGR - EURIZON RENDITA	0	2.841.162	2.841.162
**D	EURIZON CAPITAL SGR - EURIZON MULTIASET TREND DICEMBRE 2022	0	64.259	64.259
**D	EURIZON CAPITAL SGR - EURIZON TOP SELEC EQUILIBRIO MAG 2024	0	6.949	6.949
**D	EURIZON CAPITAL SGR - EURIZON TOP SELEC CRESCITA MAR 2025	0	2.320	2.320
**D	EURIZON CAPITAL SGR - EURIZON GLOBAL MULTIASET SELEC SET 22	0	5.194	5.194
**D	EURIZON CAPITAL SGR - EURIZON TOP SELEC EQUILIBRIO MAR 2024	0	20.300	20.300
**D		0	2.703	2.703

84

750

LISTA ESITO DELLE VOTAZIONI

Oggetto: Determinazione della durata in carica del Consiglio di Amministrazione

FAVOREVOLI

Badge	Regione Sociale	Proprio	Delega	Totale
**D	EURIZON CAPITAL SGR - EURIZON TOP SELEC CRESCITA MAR 2024	0	3.799	3.799
**D	EURIZON CAPITAL SGR - EURIZON TOP SELEC CRESCITA MAG 2024	0	5.336	5.336
**D	EURIZON CAPITAL SGR - EURIZON TOP SELEC CRESCITA GIU 2024	0	7.102	7.102
**D	EURIZON CAPITAL SGR - EURIZON TOP SELEC EQUILIBRIO SET 2024	0	4.597	4.597
**D	EURIZON CAPITAL SGR - EURIZON TOP SELEC EQUILIBRIO MAR 2025	0	3.171	3.171
**D	EURIZON CAPITAL SGR - EURIZON PROGETTO ITALIA 40	0	2.635.723	2.635.723
**D	EURIZON CAPITAL SGR - EURIZON AZIONI EUROPA	0	507.729	507.729
**D	EURIZON CAPITAL SGR - EURIZON AZIONI INTERNAZIONALI	0	208.178	208.178
**D	EURIZON CAPITAL SGR - EURIZON AZIONI AREA EURO	0	429.170	429.170
**D	EURIZON CAPITAL SGR - EURIZON TOP SELEC CRESCITA SET 2024	0	8.164	8.164
**D	EURIZON CAPITAL SGR - EURIZON TOP SELEC CRESCITA MAG 2025	0	1.518	1.518
**D	EURIZON CAPITAL SGR - EURIZON TOP SELEC CRESCITA MAG 2025	0	1.000	1.000
**D	EURIZON CAPITAL SGR - EURIZON TOP SELEC EQUILIBRIO MAR 2025	0	43.957	43.957
**D	STG PFDS CORP EXPRESS MANDAAT ALLIANCE CAPITAL	0	3.825.309	3.825.309
**D	STICHTING PENSIOENFONDS PGB UBS- MSCI EUROPE EQUITY PASSIVE	0	190.443	190.443
**D	STICHTING PENSIOENFONDS PGB UBS- GLOBAL EQUAL WEIGHTED EQUITY	0	131.545	131.545
**D	STICHTING TELEGRAAF PENSIOENFONDS 1959	0	408.587	408.587
**D	STG PFDS AHMEA MANDAAT BLACKROCK	0	629.159	629.159
**D	STICHTING PENSIOENFONDS PGB	0	349.494	349.494
**D	ST BEW S.A. BEL.POOLS GLOB.EQ. FACTOR FUND	0	1.115.397	1.115.397
**D	STICHTING J.E. ASR ES G INDEXPLUS INST. FONDSEN INZAKE EUROPA	0	542.108	542.108
**D	ALLIANZ AZIONI EUROPA	0	3.000.000	3.000.000
**D	ALLIANZ AZIONI ITALIA	0	11.683	11.683
**D	ALLIANZ GLOBAL STRATEGY 15	0	19.579	19.579
**D	ALLIANZ GLOBAL STRATEGY 30	0	197.567	197.567
**D	ALLIANZ GLOBAL STRATEGY 70	0	125.000	125.000
**D	ALLIANZ ITALIA 50 SPECIAL	0	160.416	160.416
**D	AGF EUROPEAN EQUITY FUND	0	148.399	148.399
**D	AGF GLOBAL REAL ASSETS FUND	0	188.154	188.154
**D	AGF ALL WORLD TAX ADVANTAGE GROUP LIMITED	0	213.111	213.111
**D	AGF ALL WORLD TAX ADVANTAGE GROUP LIMITED	0	280.273	280.273
**D	ACN HEWITT GLOBAL EQUITY FUND	0	494.027	494.027
**D	GLOBAL MANAGED VOLATILITY FUND	0	23.500	23.500
**D	PENSION PLAN FOR EMPLOYEES OF THE BUSINESS DEVEL.BANK OF CANADA	0	17.400	17.400
**D	SUPPLEMENTAL RETIREMENT PLAN OF THE BUSINESS DEVELOPMENT BANK OF	0	169.810	169.810
**D	THE CANADA LIFE ASSURANCE COMPANY	0	1	1
**D	COLLEGES OF APPLIED ARTS AND TECHNOLOGY PENSION P	0	220.848	220.848
**D	COLLEGES OF APPLIED ARTS AND TECHNOLOGY PENSION P	0	1	1
**D	CO-OPERATIVE SUPERANNUATION SOCIETYPENSION PLAN	0	8.126	8.126
**D	CANADIAN CHRISTIAN SCHOOL PENSION TRUST FUND	0	197.170	197.170
**D	CARLETON UNIVERSITY RETIREMENT PLAN	0	110.408	110.408
**D	THE CALGARY FOUNDATION	0	909.926	909.926
**D	ONTARIO POWER GENERATION INC	0	52.195	52.195
**D	THE ROYAL INST.FOR.THE ADVANCEMENT OF LEARNING MCGILL UNIVERSITY	0		

EJ

784

LISTA ESITO DELLE VOTAZIONE
 Oggetto: Determinazione della durata in carica del Consiglio di Amministrazione
 FAVOREVOLI

Badge	Ragione Sociale	Proprio	Delega	Totale
**D	RENAISSANCE INTERNATIONAL EQUITY PRIVATE POOL	0	5.396	5.396
**D	RENAISSANCE INTERNATIONAL EQUITY PRIVATE POOL	0	44.603	44.603
**D	RENAISSANCE INTERNATIONAL EQUITY PRIVATE POOL	0	118.400	118.400
**D	THE GREAT-WEST LIFE ASSURANCE COMPANY	0	33.834	33.834
**D	ACADIAN CORE INTERNATIONAL EQUITY FUND	0	71.932	71.932
**D	COUNSEL GLOBAL DIVIDEND	0	14.444	14.444
**D	COUNSEL DEFENSIVE GLOBAL EQUITY	0	71.655	71.655
**D	IPC MULTI-FACTOR INTERNATIONAL EQUITY	0	106.884	106.884
**D	IMPERIAL TOBACCO PENSION INVESTMENT TRUST FUND	0	1.579.978	1.579.978
**D	INCO ELECTED MASTER TRUST	0	39.663	39.663
**D	INVESTORS SUMMA SRI FUND	0	60.385	60.385
**D	BLACKROCK - IG INTERNATIONALEQUITY POOL	0	254.146	254.146
**D	IPROFILE INTERNATIONAL EQUITY POOL	0	233.200	233.200
**D	IG MACKENZIE GLOBAL INFRASTRUCTURE CLASS	0	269.666	269.666
**D	IUOE LOCAL 793 MEMBERS PENSION BENEFITTRUST OF ONTARIO	0	1.449.269	1.449.269
**D	LONDON LIFE INSURANCE COMPANY	0	13.628	13.628
**D	LONDON LIFE INSURANCE COMPANY	0	8.190	8.190
**D	LONDON LIFE INSURANCE COMPANY	0	135.588	135.588
**D	LYSANDER-TRIASIMA ALL COUNTRY EQUITY FUND	0	58.150	58.150
**D	GLOBAL INFRASTRUCTURE EQUITY FUND LONDON CAPITAL	0	36.158	36.158
**D	SYMMETRY DS EQUITY FUND	0	276.748	276.748
**D	MACKENZIE GLOBAL SUSTAINABILITYAND IMPACT BALANCED FUND	0	124.216	124.216
**D	MACKENZIE GLOBAL ENVIRONMENTAL EQUITY FUND	0	272.578	272.578
**D	MACKENZIE GLOBAL EQUITY FUND	0	27.395	27.395
**D	MACKENZIE INTERNATIONAL QUANTITATIVE LARGE CAP FUND	0	301.700	301.700
**D	MCGILL UNIVERSITY PENSION FUND	0	468.200	468.200
**D	MCLEAN & PARTNERS GLOBAL EQUITY POOL	0	16.691	16.691
**D	MCLEAN & PARTNERS PRIVATE INTERNATIONAL EQUITY	0	14.663	14.663
**D	MACKENZIE MAXIMUM DIVERS.ALL WORLD DEVELOPED EX NORTH AMERICA IE	0	12.430	12.430
**D	MACKENZIE INTERNATIONAL EQUITY INDEX ETF	0	42.919	42.919
**D	MACKENZIE MAX DIVERSIFICATION DEVELOPED EUR INDEX ETF	0	81.153	81.153
**D	MACKENZIE MAX DIVERSIFICATION ALL WORLD DEVELOPED IND ETF	0	55.200	55.200
**D	THE PENSION PLAN FOR EMPLOYEES OF MARINE ATLANTIC INC.	0	495.379	495.379
**D	THE GLENCORE CANADIAN PENSION FUNDS TRUST-FOREIGN EQUITY FUND	0	374.412	374.412
**D	NOVA SCOTIA PUBLIC SERVICE SUPERANNUATION FUND	0	372.314	372.314
**D	NOVA SCOTIA TEACHERS' PENSION FUND	0	22.783	22.783
**D	BMO CANADA PENSION PLAN	0	176.237	176.237
**D	BMO CANADA PENSION PLAN	0	8.728	8.728
**D	PURPOSE INTERNATIONAL DIVIDEND FUND	0	4.129	4.129
**D	CC&L DIVERSIFIED INCOME PORTFOLIO	0	4.752	4.752
**D	RENAISSANCE GLOBAL EQUITY PRIVATE POOL	0	394.400	394.400
**D	RENAISSANCE GLOBAL EQUITY PRIVATE POOL	0	1.751.277	1.751.277
**D	RENAISSANCE REAL ASSETS PRIVATEPOOL	0	7.474.978	7.474.978
**D	TD EMERALD INTERNATIONAL EQUITYINDEX FUND	0		
**D	TD INTERNATIONAL GROWTH FUND	0		

ASL

213

LISTA ESITO DELLE VOTAZIONE
 Oggetto: Determinazione della durata in carica del Consiglio di Amministrazione
 FAVOREVOLI

Badge	Regione Sociale	Proprio	Delega	Totale
**D	TD INTERNATIONAL INDEX FUND	0	318.786	318.786
**D	TD EUROPEAN INDEX FUND	0	54.252	54.252
**D	TD INTERNATIONAL STOCK FUND	0	1.162.400	1.162.400
**D	TD INTERNATIONAL EQUITY INDEX ETF	0	24.553	24.553
**D	TD Q GLOBAL MULTIFACTOR ETF	0	4.496	4.496
**D	GREYSTONE GLOBAL EQUITY FUND	0	116.887	116.887
**D	GREYSTONE INTERNATIONAL EQUITY FUND	0	1.513.200	1.513.200
**D	GREYSTONE INTERNATIONAL INCOME AND GROWTH FUND	0	183.900	183.900
**D	GREYSTONE GLOBAL INCOME AND GROWTH FUND	0	263.266	263.266
**D	IMPERIAL INTERNATIONAL EQUITY POOL	0	1.452.573	1.452.573
**D	IMPERIAL INTERNATIONAL EQUITY POOL	0	229.619	229.619
**D	IMPERIAL INTERNATIONAL EQUITY POOL	0	104.099	104.099
**D	IMPERIAL OVERSEAS EQUITY POOL	0	15.584	15.584
**D	IMPERIAL OVERSEAS EQUITY POOL	0	67.417	67.417
**D	IMPERIAL POWER GENERATION INC	0	1.191.507	1.191.507
**D	UNIVERSITY OF GUELPH FOREIGN PROPERTY TRUST	0	167.600	167.600
**D	UNIVERSITY OF GUELPH	0	66.200	66.200
**D	THE WAWANESA MUTUAL INSURANCE COMPANY	0	3.392	3.392
**D	WINDLISE MSCI EAFE INDEX NON-LENDING, FUND FOR EXEMPT ORG.	0	387.915	387.915
**D	BMO PRIVATE INTERNATIONAL EQUITY PORTFOLIO	0	1.954.422	1.954.422
**D	CIBC INTERNATIONAL INDEX FUND	0	224.830	224.830
**D	CIBC EUROPEAN INDEX FUND	0	50.285	50.285
**D	CIBC POOLED INTERNATIONAL EQUITY INDEX FUND	0	41.023	41.023
**D	EUROPEAN DIVIDEND GROWTH FUND	0	65.985	65.985
**D	GLOBAL DIVIDEND GROWTH SPLIT CORP.	0	213.100	213.100
**D	BROMPTON GLOBAL DIVIDEND GROWTHETF	0	113.025	113.025
**D	RENAISSANCE GLOBAL VALUE FUND	0	40.333	40.333
**D	ALLIANZ GLOBAL INVESTORS FUND	0	15.845.811	15.845.811
**D	SK THEMEN	0	200.000	200.000
**D	SK WELT	0	400.000	400.000
**D	SK EUROPA	0	450.000	450.000
**D	ALLIANZ SUISSE - STRATEGY FUND	0	26.127	26.127
**D	METALLENTE FONDS PORTFOLIO	0	217.100	217.100
**D	PREMIUMMANDAT BALANCE	0	62.606	62.606
**D	PREMIUMMANDAT DYNAMIK	0	100.021	100.021
**D	ALLIANZ STIFUNGSFONDS NACHHALTIGKEIT	0	98.096	98.096
**D	AZ EURO INVESTMENTS S.A.	0	1.236.652	1.236.652
**D	RF RENDITE PLUS	0	69.413	69.413
**D	AXA WORLD FUNDS	0	3.681.188	3.681.188
**D	BLACKROCK STRATEGIC FUNDS	0	849.673	849.673
**D	BLACKROCK GLOBAL INDEX FUNDS	0	555.480	555.480
**D	INDEXIQ	0	194.290	194.290
**D	SERVICED PLATFORM SICAV	0	43.301	43.301

GH

FS3

LISTA ESITO DELLE VOTAZIONE
 Oggetto: Determinazione della durata in carica del Consiglio di Amministrazione
 FAVOREVOLI

Badge	Ragione Sociale	Proprio	Delega	Totale
**D	GOLDMAN SACHS FUNDS	0	161.399	161.399
**D	GOLDMAN SACHS FUNDS	0	612.257	612.257
**D	GOLDMAN SACHS FUNDS II	0	101.104	101.104
**D	M&G (LUX) INVESTMENT FUNDS 1	0	1.826.053	1.826.053
**D	INVESTEC GLOBAL STRATEGY FUND	0	5.155.153	5.155.153
**D	ISHARES MSCI EAFE INTERNATIONAL INDEX FUND	0	3.433.611	3.433.611
**D	BLACKROCK UTILITIES INFRASTRUCTURE AND POWER OPPORTUNITIES TRUST	0	2.493.825	2.493.825
**D	ISHARES MSCI ACWI ETF	0	1.848.653	1.848.653
**D	ISHARES MSCI ACWI EX US ETF	0	1.390.169	1.390.169
**D	ISHARES GLOBAL UTILITIES ETF	0	766.559	766.559
**D	ISHARES GLOBAL UTILITIES ETF	0	7.561.039	7.561.039
**D	ISHARES MSCI EUROZONE ETF	0	1.295.558	1.295.558
**D	ISHARES EUROPE ETF	0	29.934.723	29.934.723
**D	ISHARES MSCI EAFE VALUE ETF	0	6.597.453	6.597.453
**D	ISHARES MSCI EAFE VALUE ETF	0	27.474	27.474
**D	ISHARES MSCI KODUSAI ETF	0	12.559.510	12.559.510
**D	ISHARES GLOBAL INFRASTRUCTURE ETF	0	4.913.056	4.913.056
**D	ISHARES MSCI ITALY ETF	0	4.783.190	4.783.190
**D	ISHARES INTERNATIONAL SELECT DIVIDEND ETF	0	1.779.814	1.779.814
**D	ISHARES EDGE MSCI MIN VOL EAFE ETF	0	24.087	24.087
**D	ISHARE EDGE MSCI MIN VOL EAFE INDEX FUND OF BLACKROCK FUNDS	0	2.872.260	2.872.260
**D	ISHARES CORE MSCI EUROPE ETF	0	24.405	24.405
**D	ISHARES EDGE MSCI MIN VOL EUROPE ETF	0	342.822	342.822
**D	ISHARES EDGE MSCI INTL MOMENTUM FACTOR ETF	0	642.875	642.875
**D	ISHARES EDGE MSCI INTL VALUE FACTOR ETF	0	1.514	1.514
**D	ISHARES EDGE MSCI INTL SIZE FACTOR ETF	0	159.232	159.232
**D	ISHARES INTERNATIONAL DIVIDEND GROWTH ETF	0	159.178	159.178
**D	ISHARES MSCI WORLD ETF	0	34.912.669	34.912.669
**D	ISHARES CORE MSCI EAFE ETF	0	6.598.557	6.598.557
**D	ISHARES CORE MSCI TOTAL INTERNATIONAL STOCK ETF	0	1.346.177	1.346.177
**D	ISHARES CORE MSCI INTERNATIONAL DEVELOPED MARKETS ETF	0	1.334.278	1.334.278
**D	ISHARES CORE MSCI EAFE IMI INDEX ETF	0	152.632	152.632
**D	ISHARES MSCI EUROPE IMI INDEX ETF	0	59.981	59.981
**D	ISHARES INTERNATIONAL FUNDAMENTAL INDEX ETF	0	43.111	43.111
**D	ISHARES GLOBAL MONTHLY DIVIDEND INDEX ETF (CAD-HEDGED)	0	20.448	20.448
**D	CONNECTICUT GENERAL LIFE INSURANCE COMPANY	0	209	209
**D	BLACKROCK STRATEGIC GLOBAL BOND FUND INC	0	391.548	391.548
**D	TOTAL INTERNATIONAL EX U.S. INDEX MASTER PORTFOLIO OF MASTER INV	0	61.431	61.431
**D	INTERNATIONAL TILTS MASTER PORTFOLIO OF MASTER INVESTMENT PORTFO	0	489.227	489.227
**D	PRINCIPAL GLOBAL INVESTORS COLLECTIVE INVESTMENT TRUST	0	138.238	138.238
**D	PRINCIPAL GLOB.INVES. COLLECT INVEST. TRUST INTER.GROWTH EQUITY	0	131.660	131.660
**D	AMERICAN CENTURY ETF TRUST-AVANTIS INTERNATIONAL EQUITY ETF	0	44.800	44.800
**D	XEROX CANADA EMPLOYEES RETIREMENT PLAN	0	232.100	232.100
**D	ABERDEEN GLOBAL INFRASTRUCTURE FUND	0		

754

EM

LISTA ESITO DELLE VOTAZIONE
 Oggetto: Determinazione della durata in carica del Consiglio di Amministrazione
 FAVOREVOLI

Badge	Ragione Sociale	Proprio	Delega	Totale
**D	ARROWSTREET GLOBAL EQUITY ACWI TRUST FUND	0	234.011	234.011
**D	ARROWSTREET INTERNATIONAL EQUITY EAFE TRUST FUND	0	599.801	599.801
**D	ARROWSTREET INTERNATIONAL EQUITY ACWI EX US TRUST FUND	0	2.334.381	2.334.381
**D	AMERICAN BUREAU OF SHIPPING	0	6.606	6.606
**D	UNITED TECHNOLOGIES CORPORATION EMPLOYEE SAVINGS PLAN MASTER TRU	0	910.538	910.538
**D	BEAR CREEK INC.	0	48.052	48.052
**D	BROOKFIELD REAL ASSETS HYBRID MASTER FUND L.P. C O MAOLES CORPORATE SERVICES LIMITED	0	52.900	52.900
**D	MERCER DIOCESE OF BROOKLYN GROWTH STRATEGY	0	147.700	147.700
**D	MERCER DIOCESE OF BROOKLYN GROWTH STRATEGY	0	158.091	158.091
**D	MERCER DIOCESE OF BROOKLYN LAY PENSION INVESTMENT TRUST	0	57.900	57.900
**D	MERCER DIOCESE OF BROOKLYN LAY PENSION INVESTMENT TRUST	0	48.415	48.415
**D	MERCER DIOCESE OF BROOKLYN LAY PENSION INVESTMENT TRUST	0	11.500	11.500
**D	COMMONFUND SCREENED GLOBAL EQUITY, LLC	0	1.242.553	1.242.553
**D	AMERICAN FUNDS GLOBAL INSIGHT FUND	0	2.174.615	2.174.615
**D	AMERICAN FUNDS INTERNATIONAL VANTAGE FUND	0	673.318	673.318
**D	XTRACKERS (IE) PUBLIC LIMITED COMPANY	0	971.520	971.520
**D	MICROSOFT CORPORATION SAVINGS PLUS 401(K) PLAN	0	20.863	20.863
**D	ALLIANZGI BEST STYLES GLOBAL MANAGED VOLATILITY PORTFOLIO	0	185.725	185.725
**D	ALLIANZGI NFJ INTERNATIONAL VALUE FUND	0	8.555	8.555
**D	ALLIANZGI GLOBAL NATURAL RESOURCES FUND	0	18.941	18.941
**D	ALLIANZGI GLOBAL DYNAMIC ALLOCATION FUND	0	82.994	82.994
**D	ALLIANZGI BEST STYLES GLOBAL EQUITY FUND	0	290.895	290.895
**D	PEG SELECT	0	564.073	564.073
**D	FEDEX CORPORATION EMPLOYEES PENSION TRUST	0	15.450	15.450
**D	FRANKLIN LIBERTYQT INTERNATIONAL EQUITY INDEX ETF	0	202.850	202.850
**D	FRANKLIN TEMPLETON ETF TRUST - FRANKLIN FTSE EUROPE ETF	0	71.307	71.307
**D	FRANKLIN TEMPLETON ETF TRUST - FRANKLIN FTSE ITALY ETF	0	18.592	18.592
**D	FRANKLIN TEMPLETON ETF TRUST-FRANKLIN LIBERTYQ INT'L EQUITY HEDG	0	6.896	6.896
**D	FRANKLIN TEMPLETON ETF TRUST-FRANKLIN LIBERTYQ GLOBAL EQUITY ETF	0	106.671	106.671
**D	FRANKLIN FTSE EUROPE EX U.K. INDEX ETF	0	4.041	4.041
**D	FRANKLIN TEMPLETON ETF TRUST - FRANKLIN FTSE EUROPE HEDGED ETF	0	4.089	4.089
**D	HARBOR ROBECO INTERNATIONAL CONSERVATIVE EQUITIES FUND	0	2.082	2.082
**D	HARBOR ROBECO GLOBAL CONSERVATIVE EQUITIES FUND	0	439.605	439.605
**D	GUARDIAN GLOBAL UTILITIES VIP FUND	0	525.376	525.376
**D	GUARDIAN INTERNATIONAL VALUE VIP FUND	0	58.163	58.163
**D	THE GENERAL MOTORS CANADA HOURLY PLAN TRUST	0	26.183	26.183
**D	JOHN HANCOCK WORLDWIDE INVESTORS PUBLIC LIMITED COMPANY	0	27.399	27.399
**D	HAND COMPOSITE EMPLOYEE BENEFIT TRUST	0	13.268	13.268
**D	FIMCO BALANCED INCOME FUND (CANADA)	0	4.014	4.014
**D	HARTFORD MULTI-ASSET INCOME FUND	0	219.126	219.126
**D	THE HARTFORD BALANCED FUND	0	102.563	102.563
**D	THE HARTFORD GLOBAL REAL ASSET FUND	0	8.712.341	8.712.341
**D	AMERICAN FUNDS INSURANCE SERIES GROWTH INCOME FUND	0	56.826.957	56.826.957
**D	AMERICAN FUNDS FUNDAMENTAL INVESTORS	0		

FSS

LISTA ESITO DELLE VOTAZIONE
Oggetto: Determinazione della durata in carica del Consiglio di Amministrazione
FAVOREVOLI

Badge	Ragione Sociale	Proprio	Delega	Totale
**D	AMERICAN FUNDS INSURANCE SERIESASSET ALLOCATION FUND	0	24.000.000	24.000.000
**D	AMERICAN FUNDS INSURANCE SERIES GLOBAL GROWTH AND INCOME FUND	0	3.539.000	3.539.000
**D	AMERICAN FUNDS INSURANCE SERIESGLOBAL BALANCED FUND	0	88.100	88.100
**D	AMERICAN FUNDS INSURANCE SERIES CAPITAL INCOME BUILDER	0	2.264.384	2.264.384
**D	CAPITAL GROUP GLOBAL GROWTH COMMON TRUST (US)	0	1.531	1.531
**D	CAPITAL GROUP US GROWTH AND INCOME COMMON TRUST (US)	0	4.546	4.546
**D	ROCHE U.S. RETIREMENT PLANS MASTER TRUST	0	803	803
**D	ROCHE U.S. RETIREMENT PLANS MASTER TRUST	0	435.761	435.761
**D	ROCHE U.S. RETIREMENT PLANS MASTER TRUST	0	1.410.789	1.410.789
**D	HEALTHONE	0	160.038	160.038
**D	HERITAGE AND STABILISATION FUND	0	1.575.638	1.575.638
**D	BROOKFIELD GLOBAL REAL ASSET FUND	0	17.700	17.700
**D	GLOBAL MULTI ASSET STRATEGY FUND	0	20.551	20.551
**D	WILLIAM BLAIR INSTITUTIONAL INTERNATIONAL GROWTH FUND	0	1.266.578	1.266.578
**D	WILLIAM BLAIR COLLECTIVE INVESTMENT TRUST	0	1.178.842	1.178.842
**D	WILLIAM BLAIR SYSTEMATIC INTERNATIONAL ALL CAP CORE FUND LLC	0	765.913	765.913
**D	KAISER FOUNDATION HEALTH PLAN INC RETIREE HEALTH AND WELFARE PLA	0	2.364	2.364
**D	FIRST CHURCH OF CHRIST SCIENTIST	0	141.632	141.632
**D	FIRST CHURCH OF CHRIST SCIENTIST	0	5.284	5.284
**D	LAZARD/WILMINGTON INTERNATIONALEQUITY COLLECTIVE TRUST	0	42.448	42.448
**D	LAZARD/WILMINGTON COLLECTIVE TRUST	0	1.659.094	1.659.094
**D	JANUS CAPITAL MANAGEMENT LLC	0	183.892	183.892
**D	JOHNSON AND JOHNSON PENSION SAVINGS PLANS MASTER TRUST	0	110	110
**D	INVESCO MULTI SERIES FUNDS-INVESCO GLOBAL TARGETED RETURNS FUND	0	2.872.523	2.872.523
**D	INTECH GLOBAL ALL COUNTRY ENHANCED INDEX FUND LLC	0	32.587	32.587
**D	SUNAMERICA SERIES TRUST-SA LEGG MASON TACTICAL OPPORTUNITIES PO	0	9.833	9.833
**D	SEASONS SERIES TRUST SA PUTNAM ASSET ALLOCATION DIVERSIFIED GROW	0	1.479	1.479
**D	SUNAMERICA SERIES TRUST SA JPM DIVERSIFIED BALANCED PORTFOLIO	0	38.219	38.219
**D	SUNAMERICA SERIES TRUST-SA GOLDMAN SACHS MULTI-ASSET INSIGHT PRT	0	55.309	55.309
**D	SEASONS SERIES TRUST SA MULTI-MANAGED INTERNATIONAL EQUITY PORTF	0	812	812
**D	SUNAMERICA SERIES TRUST SA BLACKROCK VCP GLOBAL MULTI ASSET PORT	0	64.005	64.005
**D	SUNAMERICA SERIES TRUST - SA SCHROEDERS VCP GLOBAL ALLOCATION PORT	0	20.926	20.926
**D	DWS GLOBAL INCOME BUILDER FUND	0	14.755	14.755
**D	DWS GLOBAL INCOME BUILDER VIP	0	267.270	267.270
**D	KEP INTERNATIONAL EQUITY FUND	0	121.171	121.171
**D	KANSAS PUBLIC EMPLOYEES RETIREMENT SYSTEM	0	20.783	20.783
**D	KANSAS PUBLIC EMPLOYEES RETIREMENT SYSTEM	0	233.262	233.262
**D	CAYMAN ISLANDS CHAMBER OF COMMERCE PENSION FUND	0	2.083.135	2.083.135
**D	LVIP BLACKROCK GLOBAL ALLOCATION FUND	0	2.128.196	2.128.196
**D	LVIP MONDRIAN INTERNATIONAL VALUE FUND	0	71.740	71.740
**D	LVIP SSGA INTERNATIONAL INDEX FUND	0	721.052	721.052
**D		0	3.017.144	3.017.144
**D		0	1.821.236	1.821.236

756

GH

LISTA ESITO DELLE VOTAZIONE

Oggetto: Determinazione della durata in carica del Consiglio di Amministrazione

FAVOREVOLI

Badge	Regione Sociale	Proprio	Delega	Totale
**D	RUMBLINE INTERNATIONAL POOLED INDEX TRUST	0	155.397	155.397
**D	SPICHTING PENSIOENFONDS WOMEN	0	203.705	203.705
**D	STICHTING PENSIOENFONDS PGB MANNUMERIC-GLOBAL DEVELOPED MULTI FACTOR	0	1.361.957	1.361.957
**D	CIDEL INTERNATIONAL EQUITY FUND	0	28.066	28.066
**D	CIDEL BANK AND TRUST INC. CIDELPL	0	1.905	1.905
**D	CIDEL TRUST COMPANY	0	32.770	32.770
**D	CITY UNIVERSITY OF NEW YORK	0	11.549	11.549
**D	ABERDEEN GLOBAL ABSOLUTE RETURNSTR	0	15.737	15.737
**D	LAZARD INTERNATIONAL EQUITY (CANADA) FUND	0	57.426	57.426
**D	MAINSTAY CBRE GLOBAL INFRASTRUCTURE	0	1.277.877	1.277.877
**D	AB INTERNATIONAL STRATEGIC EQUITIES HARVESTING SERIES	0	232.340	232.340
**D	NUVEEN WINSLOW INTERNATIONAL LARGE CAP FUND	0	6.536	6.536
**D	NUVEEN REAL ASSET INCOME FUND	0	2.507.988	2.507.988
**D	NUVEEN REAL ASSET INCOME AND GROWTH FUND	0	685.500	685.500
**D	TALCOTT RESOLUTION LIFE INSURANCE COMPANY	0	64.647	64.647
**D	TEXAS MUNICIPAL RETIREMENT SYSTEM	0	1.126.492	1.126.492
**D	TEXAS MUNICIPAL RETIREMENT SYSTEM	0	486.319	486.319
**D	TEXAS MUNICIPAL RETIREMENT SYSTEM	0	350.695	350.695
**D	NBI GLOBAL REAL ASSETS INCOME ETF	0	96.454	96.454
**D	BURROUGHS WELLCOME FUND	0	3.182.542	3.182.542
**D	CITY OF NEW YORK GROUP TRUST	0	52.000	52.000
**D	ORIGIN INTERNATIONAL EQUITY FUND	0	1.590.455	1.590.455
**D	FIDELITY COMMONWEALTH TRUST II: FIDELITY INT'L ENHANCED INDEX FD	0	22.900	22.900
**D	FIDELITY COVINGTON TRUST: FIDELITY INTL VALUE FACTOR ETF	0	15.952	15.952
**D	FIDELITY COVINGTON TRUST: FIDELITY TARGETED INTL FACTOR ETF	0	739.333	739.333
**D	FIDELITY COVINGTON TRUST: FIDELITY TARGETED INTL FACTOR ETF	0	157.805	157.805
**D	PIMCO RAE INTERNATIONAL FUND LLC	0	1.163.100	1.163.100
**D	PIMCO EQUITY SERIES: PIMCO DIVIDEND AND INCOME FUND	0	188.779	188.779
**D	PIMCO EQUITY SERIES: PIMCO RAE INTERNATIONAL FUND	0	123.282	123.282
**D	MAS PENSION SIEFORE BASICA 60-64 SA DE C.V.	0	116.128	116.128
**D	MAS PENSION SIEFORE BASICA 65-69, SA DE C.V.	0	107.325	107.325
**D	MAS PENSION SIEFORE BASICA 70-74, SA DE C.V.	0	163.853	163.853
**D	MAS PENSION SIEFORE BASICA 75-79 SA DE C.V.	0	134.553	134.553
**D	MAS PENSION SIEFORE BASICA 80-84, SA. DE C.V.	0	58.498	58.498
**D	MAS PENSION SIEFORE BASICA 85-89 SA DE C.V.	0	129.377	129.377
**D	MAS PENSION SIEFORE BASICA 90-94, SS DE C.V.	0	55.281	55.281
**D	PFM MULTI-MANAGER SERIES TRUST - PFM MULTI-MANAGER INTERNATIONAL	0	1.571.425	1.571.425
**D	PFM MULTI-MANAGER SERIES TRUST - PFM MULTI-MANAGER INTERNATIONAL	0	622.476	622.476
**D	ARROWSTREET (CANADA) GLOBAL ALL-COUNTRY FUND I	0	136.048	136.048
**D	ARROWSTREET (CANADA) GLOBAL ALL-COUNTRY FUND II	0	358.255	358.255
**D	ARROWSTREET (CANADA) INTERNATIONAL DEVELOPED MARKET EX US FUND I	0	15.868	15.868
**D	ARROWSTREET (CANADA) GLOBAL WORLD FUND I	0	15.805	15.805
**D	PUTNAM WORLD TRUST	0	84.567	84.567
**D	PES: PIMCO RAFI DYNAMIC MULTI-FACTOR INTERNATIONAL EQUITY ETF	0		
**D	INTEL CORPORATION RETIREE MEDICAL PLAN TRUST	0		

ASF

EF

LISTA ESITO DELLE VOTAZIONE
 Oggetto: Determinazione della durata in carica del Consiglio di Amministrazione
 FAVOREVOLI

Badge	Ragione Sociale	Proprio	Delega	Totale
**D	ALASKA COMMON TRUST FUND	0	315.882	315.882
**D	RUSSELL INVESTMENTS INSTITUTIONAL FUNDS, LLC INTERNATIONAL EQUIT	0	254.601	254.601
**D	RUSSELL INVESTMENTS INSTITUTIONAL FUNDS, LLC GLOBAL LISTED INFRA	0	693.266	693.266
**D	RUSSELL INVESTMENTS INSTITUTIONAL FUNDS, LLC GLOBAL EQUITY PLUS	0	11.165	11.165
**D	SSGA MSCI ACWI EX-USA INDEX NON-LENDING DAILY TRUST	0	181.067	181.067
**D	SERVICES GROUP OF AMERICA INC	0	61.161	61.161
**D	STANDARD LIFE INVESTMENTS GLOBAL ABSOLUTE RETURN STRATEGIES MAST	0	343.056	343.056
**D	WILMINGTON TRUST COLLECTIVE INVESTMENT TRUST	0	268.444	268.444
**D	ROMAN CATHOLIC BISHOP OF SPRINGFIELD A CORPORATION SOLE	0	9.253	9.253
**D	INTEL RETIREMENT PLANS COLLECTIVE INVESTMENT TRUST	0	526.863	526.863
**D	INTEL RETIREMENT PLANS COLLECTIVE INVESTMENT TRUST	0	127.406	127.406
**D	TJ-NONQUALIFIED, LLC	0	601.258	601.258
**D	TENNESSEE CONSOLIDATED RETIREMENT SYSTEM	0	6.114.351	6.114.351
**D	TENNESSEE CONSOLIDATED RETIREMENT SYSTEM	0	113.940	113.940
**D	TJ-QUALIFIED, LLC	0	111.556	111.556
**D	VANGUARD FTSE DEVELOPED EUROPE ALL CAP INDEX ETF	0	504.346	504.346
**D	VANGUARD FTSE DEVELOPED ALL CAP EX NORTH AMERICA INDEX ETF	0	42.381	42.381
**D	VANGUARD DEVELOPED ALL-CAP EX NORTH AMERICA EQUITY INDEX POOLED	0	4.088	4.088
**D	VANGUARD GLOBAL MOMENTUM FACTOR ETF	0	13.189	13.189
**D	VANGUARD FTSE DEVELOPED EX NORTH AMERICA HIGH DIVIDEND YIELD IND	0	851.869	851.869
**D	CAPITAL GROUP INTERNATIONAL EQUITY FUND (CANADA)	0	130.720	130.720
**D	CAPITAL GROUP CANADIAN FOCUSED EQUITY FUND (CANADA)	0	834.000	834.000
**D	CAPITAL GROUP GLOBAL BALANCED FUND (CANADA)	0	134.062	134.062
**D	CAPITAL GROUP CAPITAL INCOME BUILDER (CANADA)	0	59.200	59.200
**D	WELLS FARGO DIVERSIFIED INTERNATIONAL FUND	0	1.405.800	1.405.800
**D	WELLS FARGO MASTER TRUST INTERNATIONAL VALUE PORTFOLIO	0	447.698	447.698
**D	WELLS FARGO FACTOR ENHANCED INTERNATIONAL PORTFOLIO	0	1.973.223	1.973.223
**D	WELLS FARGO BK DECL OF TRUST ESTABL INVEST FUNDS EMPLOYEE BEN TR	0	115.966	115.966
**D	WELLINGTON COMPOUND GROWTH, L.P.	0	15.289	15.289
**D	WILMINGTON TRUST COLLECTIVE INVESTMENT TRUST	0	6.838.867	6.838.867
**D	VANGUARD ENERGY FUND	0	2.800.714	2.800.714
**D	VANGUARD TOTAL WORLD STOCK INDEX FUND	0	50.029.780	50.029.780
**D	VANGUARD DEVELOPED MARKETS INDEX FUND	0	378.100	378.100
**D	THE METHODIST HOSPITAL	0	600.413	600.413
**D	HC CAPITAL TRUST- THE INSTITUTIONAL INTERNATIONAL EQUITY PORTFOL	0	325.353	325.353
**D	HC CAPITAL TRUST- THE INSTITUTIONAL INTERNATIONAL EQUITY PORTFOL	0	20.943	20.943
**D	HC CAPITAL TRUST - THE ESG GROWTH PORTFOLIO	0	12.144	12.144
**D	HC CAPITAL TRUST- THE CATHOLIC SRI GROWTH PORTFOLIO	0	43.303	43.303
**D	ARKWRIGHT, LLC	0	199.184	199.184
**D	HC CAPITAL TRUST - THE INTERNATIONAL EQUITY PORTFOLIO	0	256.063	256.063
**D	INTERNATIONAL MONETARY FUND	0	274.787	274.787
**D	INTERNATIONAL MONETARY FUND	0	16.374	16.374
**D	PUTNAM VARIABLE TRUST - PUTNAM VT GLOBAL ASSET ALLOCATION FUND	0		

FS8

EP

LISTA ESITO DELLE VOTAZIONE

Oggetto: Determinazione della durata in carica del Consiglio di Amministrazione

FAVOREVOLI

Badge	Regione Sociale	Proprio	Delega	Totale
**D	PUTNAM DYNAMIC ASSET ALLOCATION GROWTH FUND	0	363.625	363.625
**D	PUTNAM DYNAMIC ASSET ALLOCATION BALANCED FUND	0	244.514	244.514
**D	PUTNAM DYNAMIC ASSET ALLOCATION CONSERVATIVE FUND	0	84.072	84.072
**D	PUTNAM TOTAL RETURN TRUST	0	28.052	28.052
**D	PUTNAM RETIREMENT ADVANTAGE GAA GROWTH PORTFOLIO	0	298.672	298.672
**D	PUTNAM RETIREMENT ADVANTAGE GAA BALANCE PORTFOLIO	0	165.545	165.545
**D	PUTNAM RETIREMENT ADVANTAGE GAA CONSERVATIVE PORTFOLIO	0	45.497	45.497
**D	PUTNAM RETIREMENT ADVANTAGE GAA INCOME STRATEGIES PORTFOLIO	0	46.565	46.565
**D	PUTNAM RETIREMENT ADVANTAGE GAA EQUITY PORTFOLIO	0	91.135	91.135
**D	PUTNAM TOTAL RETURN FUND, LLC	0	20.271	20.271
**D	THE STATE OF NEVADA	0	39.720	39.720
**D	PUTNAM DYNAMIC ASSET ALLOCATION EQUITY FUND	0	10.323	10.323
**D	COHEN & STEERS REAL ASSETS FUND, INC	0	8.592	8.592
**D	COHEN & STEERS INFRASTRUCTURE FUND, INC.	0	1.984.266	1.984.266
**D	COHEN & STEERS GLOBAL INFRASTRUCTURE FUND, INC	0	211.790	211.790
**D	COHEN & STEERS ALTERNATIVE INCOME FUND, INC	0	6.698	6.698
**D	COHEN & STEERS, INC.	0	509	509
**D	INTERNATIONAL MONETARY FUND	0	165.645	165.645
**D	THORNBURG INTERNATIONAL VALUE FUND	0	5.915.401	5.915.401
**D	THORNBURG INVESTMENT INCOME BUILDER FUND	0	37.943.171	37.943.171
**D	THORNBURG BETTER WORLD INTERNATIONAL FUND	0	267.133	267.133
**D	CANADA PENSION PLAN INVESTMENT BOARD	0	26.015	26.015
**D	MUSASHI SMART PREMIA FUND	0	15.810	15.810
**D	ALLIANCEBERNSTEIN INTERNATIONAL ALL-COUNTRY PASSIVE SERIES	0	17.889	17.889
**D	ALLIANCEBERNSTEIN EUROPEAN OPPORTUNITIES SERIES	0	2.695.950	2.695.950
**D	TMCT, LLC	0	100.434	100.434
**D	TMCT II	0	123.868	123.868
**D	MCIC VERMONT A RECIPROCAL RISK RETENTION GROUP	0	50.796	50.796
**D	ALLIANCEBERNSTEIN DELAWARE BUSINESS TRUST - AB INTERNATIONAL STRATEGIC EQUITIES SERIES	0	1.185.066	1.185.066
**D	AB GLOBAL RESEARCH INSIGHTS SERIES	0	5.791.206	5.791.206
**D	ALLIANCEBERNSTEIN DELAWARE BUSINESS TRUST-AB GLOBAL RESEARCH INSIGHTS SERIES II	0	1.504.660	1.504.660
**D	LAZARD INTERNATIONAL STRATEGIC EQUITY TRUST	0	937.286	937.286
**D	LAZARD INTERNATIONAL EQUITY TRUST	0	387.602	387.602
**D	HOEHL FAMILY PARTNERS I LLC	0	16.030	16.030
**D	IRR TRUST OF ELIZABETH M. WEBSTER ROCKEFELLER TRUST COMPANY (DELAWARE)	0	6.297	6.297
**D	JAMES E. GRIFFITH FAMILY TRUST DTD9/30/1977	0	18.066	18.066
**D	FERDINAND COLLOREDO-MANSFELD 2001 CHARITABLE REMAINDER UNITRUST	0	4.195	4.195
**D	ANNE E. PEMFIELD 1999 IRREVOCABLE TRUST	0	1.769	1.769
**D	FRANZ F. COLLOREDO-MANSFELD 1999 IRREVOCABLE TRUST	0	2.171	2.171
**D	RUDOLF J. COLLOREDO-MANSFELD 1999 IRREVOCABLE TRUST	0	1.758	1.758
**D	TRUST FOR MUTUAL UNDERSTANDING	0	44.341	44.341
**D	TRUST U/W JOHN D. ROCKEFELLER FBOELIZABETH STRONG-CUEVAS	0	178.916	178.916
**D	THE FREEBAIRN CHARITABLE LEAD ANNUITY TRUST	0	6.922	6.922

FSP

EM

LISTA ESITO DELLE VOTAZIONE

Oggetto: Determinazione della durata in carica del Consiglio di Amministrazione
FAVOREVOLI

Badge	Ragione Sociale	Proprio	Delega	Totale
**D	PALOMA RHEEM INVESTMENTS	0	81.022	81.022
**D	TRUST U/W MALINDA M. MENCOTTI	0	4.155	4.155
**D	TR. B FBO DESCEN OF A MAUTZR B FBO DESCENDANTS ABBY R. MAUZE/E	0	86.505	86.505
**D	MAC STEMBERG IRREVOCABLE TRUST	0	7.324	7.324
**D	THOMAS G. STEMBERG LIMITED	0	21.955	21.955
**D	THE ROSFAM 2009 TRUST	0	5.398	5.398
**D	J.H. WADE FAMILY TRUST	0	104.283	104.283
**D	J.H. WADE LONG FAMILY TRUST	0	57.139	57.139
**D	J.H. WADE GST TRUST	0	7.499	7.499
**D	J.H. E.V. WADE GST TRUST	0	5.595	5.595
**D	W.H. VANDERBILT TRUST F/B/O EMILY	0	7.976	7.976
**D	ELLERY SEDGWICK JR GRANCHILDRENS TR C/O THE ROCKEFELLER TRUST CO (DE)	0	10.678	10.678
**D	ASHFORTH PROPERTIES INC.	0	12.056	12.056
**D	ELLERYSEDGWICK	0	8.791	8.791
**D	ELLERY WATKINS SEDGWICK TRUST	0	8.824	8.824
**D	ELIZABETH SERGEANT SEDGWICK TRUST	0	15.017	15.017
**D	ELLERY SEDGWICK, III TRUST	0	13.350	13.350
**D	GEORGE AND MARGARET MCNEILL TIC	0	23.509	23.509
**D	MCNEILL GROUP, LTD	0	10.813	10.813
**D	MCNEILL CHARITABLE FOUNDATION	0	30.750	30.750
**D	THEODORE SEDGWICK MASTER TRUST	0	39.809	39.809
**D	ELLERY SEDGWICK III MASTER TRUST	0	11.395	11.395
**D	GST NON EXEMPT TRUST FBO WILLIAM	0	11.393	11.393
**D	GST NON EXEMPT TRUST FBO ELIZA O.	0	11.395	11.395
**D	GST NON EXEMPT TRUST FBO K. KLEMENTIS	0	16.661	16.661
**D	ARTICLE 9 TRUST U/W GLADYS T PERKINS	0	16.321	16.321
**D	RICHARD S. PERKIN TRUST FBO WINNIE PERKIN GRAY	0	50.017	50.017
**D	TRUST 10/18/99 FBO ELIZA MILTONO NEILL	0	37.732	37.732
**D	KALYNDIA R. KLEMENTIS TRUST	0	7.247	7.247
**D	TRUST 05/15/79 MARILYN M. SIMPSON F/B/O KALYNDIA KLEMENTIS	0	38.423	38.423
**D	TR. B FBO ABBY R SIMPSON TR B 8/03/60 FBO ABBY R. SIMPSON C/O THE ROCKEFELLER TRUST COMPANY	0	61.280	61.280
**D	CHARITABLE TRUST ART. NINTH U/W	0	91.804	91.804
**D	TRUST 12/30/69 F/B/O DESCENDANTS OF JOHN D. ROCKEFELLER 3RD	0	71.632	71.632
**D	TRUST U/A 4/1/93 F/B/O SANDRA FERR	0	13.276	13.276
**D	THE HOPI TRIBE	0	60.794	60.794
**D	EDWARD JOHN NOBLE FOUNDATION, INC	0	597.573	597.573
**D	THE FREEMAN FOUNDATION	0	25.640	25.640
**D	RCB INVESTMENT PARTNERS LLC	0	22.682	22.682
**D	WIN PROPERTIES	0	339.167	339.167
**D	THE STARR FOUNDATION	0	13.851	13.851
**D	BROOKLYN PUBLIC LIBRARY	0	8.234	8.234
**D	BRETT CARR UNITRUST	0	8.400	8.400
**D	JAMES NEWHOUSE ISSUE GST EXEMPT	0	48.826	48.826
**D	JAMES B. ORTHWEIN RES TR FBO ROMAI	0	0	0

760

97

LISTA ESITO DELLE VOTAZIONE

Oggetto: Determinazione della durata in carica del Consiglio di Amministrazione

FAVOREVOLI

Badge	Ragione Sociale	Proprio	Delega	Totale
**D	LOEB ARTICLE THREE TRUST	0	27.737	27.737
**D	JAMES L. LOEB 1965 TRUST FBO JAMES L. JR	0	8.281	8.281
**D	LOEB FAMILY INVESTMENTS, LP	0	46.866	46.866
**D	JAMES L. LOEB 1962 TRUST FBO ELIZABETH FRIEDMAN	0	8.896	8.896
**D	DOUGLAS NEWHOUSE ISSUE GST	0	10.678	10.678
**D	DOUGLAS NEWHOUSE HOLLY BANNISTER	0	17.260	17.260
**D	ELERAN, L.L.C.	0	50.421	50.421
**D	TRUST B FBO RODMAN C. ROCKEFELLER	0	23.926	23.926
**D	TRUST 05/24/51 FBO ANN R. ROBERTS	0	12.479	12.479
**D	TR. B FBO SONS OF NELSON A ROCKEFELLER	0	22.717	22.717
**D	TR B 5/24/51 FBO MARY R MORGAN	0	14.439	14.439
**D	TRUST 11/04/64 FBO NELSON A. ROCKEFELLER, JR.	0	48.234	48.234
**D	TRUST 05/23/67 FBO MARK F. ROCKEFELLER	0	49.204	49.204
**D	TR B 10/20/76 M A ROCKEFELLER M F ROCKEFELLER CO., INC.	0	101.674	101.674
**D	TRUST 12/31/59 FBO DESCENDANTS OF LAURANCE S. ROCKEFELLER	0	141.518	141.518
**D	JAMES F. SULLIVAN 2006 MARITAL TRUST	0	73.869	73.869
**D	THE ANNA SHIELDS HAMLET 1967 TRUST	0	16.703	16.703
**D	THE ETINGER FOUNDATION, INC.	0	7.255	7.255
**D	THE TRUSTEES OF THE DIOCESE OF SOUTH OHIO	0	18.083	18.083
**D	LARRY AND WENDY'S DESCENDANTS TRUST	0	3.734	3.734
**D	THE KRINENDAHL/SAINT-AMAND FOUNDATION	0	11.261	11.261
**D	TRUST 12/16/76 FBO DESCENDANTS OF WINTHROP P. ROCKEFELLER	0	141.107	141.107
**D	INFINITY THREE TRUST	0	11.057	11.057
**D	RED RIVER FAMILY NON-EXEMPT TRUST	0	21.236	21.236
**D	LAWRENCE V. RAWL FAMILY TRUST	0	13.319	13.319
**D	ART 4 DESCENDANT TR/KELLY GUSZIEJK	0	21.518	21.518
**D	KELLY R GUSZIEJKA FAMILY TRUST	0	13.275	13.275
**D	1998 KELLY R. GUSZIEJKA FAMILY TRUS	0	11.784	11.784
**D	KELLY R. GUSZIEJKA REVOCABLE TRUST	0	9.896	9.896
**D	MARITAL TRUST U/A SIXTH OF R.G. ROCKEFELLER	0	26.321	26.321
**D	ROCKEFELLER - KING FAMILY 2012	0	10.200	10.200
**D	LIBRA FUND, LIMITED PARTNERSHIP	0	135.183	135.183
**D	LIBRA FUND QP, LP	0	207.186	207.186
**D	RF5 OPCO LLC	0	6.151	6.151
**D	ROCKEFELLER GLOBAL EQUITY FUND II QP LP	0	506.542	506.542
**D	ROCKEFELLER GLOBAL EQUITY FUND II LP	0	185.978	185.978
**D	ROCKEFELLER BALANCED FUND, L.P.	0	403.727	403.727
**D	ROCKEFELLER GLOBAL EQ DIV YIELD	0	201.318	201.318
**D	ROCKEFELLER GLOBAL DIVIDEND GROWTH	0	177.952	177.952
**D	ROCKEFELLER GLOBAL EQUITY FUND I, L.	0	192.531	192.531
**D	ROCKEFELLER GLOBAL EQUITY FUND III	0	1.126.760	1.126.760
**D	ROCKEFELLER INTERNATIONAL EQUITY FUN	0	408.628	408.628
**D	THE THOMPSON FAMILY FOUNDATION	0	84.965	84.965

GH

LISTA ESITO DELLE VOTAZIONE
 Oggetto: Determinazione della durata in carica del Consiglio di Amministrazione
FAVOREVOLI

Badge	Ragione Sociale	Proprio	Delega	Totale
**D	GARVIN NON-EXEMPT TR UW ANNE F.:70E::REGI//GARVIN	0	29.417	29.417
**D	MNR ENTERPRISES INC	0	4.511	4.511
**D	TENEDORA SELECTA, S.A.	0	4.866	4.866
**D	LOGISTICS DEVELOPMENT, INC	0	4.496	4.496
**D	THE HARLAN E. ANDERSON FOUNDATION	0	15.693	15.693
**D	THE BRIAN A. ANDERSON TRUST - 1976	0	13.924	13.924
**D	ALEC FREEMAN 2013 GST TRUST	0	3.758	3.758
**D	COLIN FREEMAN 2013 GST TRUST	0	3.758	3.758
**D	MARITAL TRUST UNDER STEVEN K. SYDNESS	0	23.265	23.265
**D	LISA H SYDNESS REVOCABLE TRUST	0	7.818	7.818
**D	THE EYE EAR FOUNDATION OF PITTBURGH	0	25.250	25.250
**D	VICTORIA CORP	0	41.779	41.779
**D	ACUERDO HOLDINGS INC	0	13.838	13.838
**D	TUK GLOBAL LTD	0	1.796	1.796
**D	PAX TRADING CORP	0	20.286	20.286
**D	PUITO HOLDINGS INC.	0	3.490	3.490
**D	THE ANNA SHIELDS HAMLET 1963 TRUST	0	6.551	6.551
2	COMPUTERSHARE SPA RAPPRESENTANTE DESIGNATO QUALE DELEGATO 135-UNDECIES TUF IN PERSONA DI ENRICO MONICELLI	0	0	0
**D	CASSA NAZIONALE DI PREVIDENZA E ASSISTENZA FORENSE	0	52.417.000	52.417.000
**D	FONDAZIONE ENPAM	0	32.077.115	32.077.115
3	COMPUTERSHARE SPA RAPPRESENTANTE DESIGNATO QUALE DELEGATO /SUBDELEGATO 135-NOVIES IN PERSONA DI ENRICO MONICELLI	0	0	0
**D	MINISTERO DELL'ECONOMIA E DELLE FINANZE	0	2.397.856.331	2.397.856.331
**D	HC RENTE	0	75.656	75.656
**D	SIEMENS-FONDS SIEMENS-RENTE	0	1.569.419	1.569.419
**D	SIEMENS DC BALANCED	0	44.012	44.012
**D	SARDOC STEFANIA	0	1.000	1.000
**D	FONDAZIONE FINANZA ETICA	0	250	250

Totale voti 7.159.285.032
 Percentuale votanti % 99,418092
 Percentuale Capitale % 70,419105

762

EM

LISTA ESITO DELLE VOTAZIONE
 Oggetto: Determinazione della durata in carica del Consiglio di Amministrazione

CONTRARI

Badge	Ragione Sociale	Proprio	Delega	Totale
1	COMPUTERSHARE SEA RAPPRESENTANTE DESIGNATO QUALE SUBDELEGATO 135-NOVIES (ST.TREVISAN) IN PERSONA DI ENRICO MONICELLI	0		0
**D	CATHOLIC INVESTOR INTERNATIONAL EQUITY F	0	167.500	167.500
**D	PRUDENTIAL LEGACY INSURANCE COMPANY NJ	0	429.892	429.892
**D	BOILERMAKER BLACKSMITH NATIONAL PENSION	0	1.036.570	1.036.570
**D	CITY OF PHILADELPHIA PUBLIC EMPL RET SYS	0	437.787	437.787
**D	VERMONT PENSION INVESTMENT COMMITTEE	0	323.069	323.069
**D	ADVANCED SERIES ASTERUDENTIAL FLEXIBLE MULTI STRATEGY PORTFOLIO	0	36.130	36.130
**D	AST OMA INTL CORE EQUITY PORT PDMF	0	905.431	905.431
**D	PRUDENTIAL INVESTMENT PORTFOLIO 2 PRUDENTIAL OMA INTL DEVELOPED MKTS INDEX FUND	0	26.576	26.576
**D	AST PRU GRWTH ALL PTF OMA EAFE PDEF	0	292.154	292.154
**D	PSF FLEXIBLE MANAGED PORTF OMA	0	98.012	98.012
**D	PSF CONSERVATIVE BAL PORTF OMA	0	61.737	61.737
**D	PRU OMA WRLD ED INC PRU INT EQTY	0	251.466	251.466
**D	PRUDENTIAL INVESTMENT PORTFOLIOS INC PRUDENTIAL BALANCED FUND	0	106.587	106.587
**D	ADVANCED SERIES TRUST-AST PRUDENTIAL GROWTH ALLOCATION PORTFOLIO	0	836.755	836.755
**D	NEPF LSV ASSET MGMT	0	567.200	567.200
**D	NATIONAL ELEVATOR INDUSTRY PENSION PLAN	0	286.900	286.900
**D	SEI GLOBAL INVESTMENT FUND PLC	0	138.515	138.515
**D	PGIM EFF TRUST - PGIM OMA STRA	0	9.908	9.908
**D	LIVFORSKRINGSBOLAGET SKANDIA OMSSEIDIGT	0	3.221.650	3.221.650
**D	UFCW UNION AND PARTICIPATING FOOD INDUSTRY EMPLOYERS TRI-STATE PENSION TRUST FUND	0	28.090	28.090
**D	UBI SICAV (GLOBAL EQUITY	0	690.447	690.447
**D	BRICKLAYERS + TROWEL TRADES INTERNATIONAL PENSION FUND	0	94.900	94.900
**D	UNITED FOOD + COMMERCIAL WORKERS FOR EMPLOYEES	0	95.200	95.200
**D	THE UNITED CHURCH OF CANADA PENSION PLAN	0	109.800	109.800
**D	LOS ANGELES COUNTY EMPLOYEES RETIREMENT ASSOCIATION	0	3.430.675	3.430.675
**D	THE PRUDENTIAL INSURANCE COMPANY OF AMERICA	0	647.749	647.749
**D	PRUDENTIAL TRUST CO MASTER COMMINGLED INV F FOR TAX EXEMPT	0	205.496	205.496
**D	PGIM FUNDS PUBLIC LIMITED COMPANY	0	76.611	76.611
**D	PRUDENTIAL RETIREMENT INSURANCE AND ANNUITY COMPANY	0	248.616	248.616
**D	COUNTY OF LOS ANGELES DEFERRED COMPENSATION AND THRIFT PLAN	0	19.400	19.400
**D	COUNTY OF LOS ANGELES SAVINGS PLAN D THRIFT PLAN	0	3.800	3.800

Totale voti 14.884.623
 Percentuale votanti % 0,206697
 Percentuale Capitale % 0,146406

763

EPA

LISTA ESITO DELLE VOTAZIONE

Oggetto: Determinazione della durata in carica del Consiglio di Amministrazione

ASTENUTI

Badge	Ragione Sociale	Proprio	Delega	Totale
1	COMPUFSHARE SPA RAPPRESENTANTE DESIGNATO QUALE SUBDELEGATO 135-NOVIES (ST.TREVISAN) IN PERSONA DI ENRICO MONICELLI	0	0	0
**D	NAZARETH LITERARY AND BENEVOLENT INSTITU	0	102.988	102.988
**D	CHALLENGE FUNDS - CHALLENGE ITALIAN EQUITY	0	2.000.000	2.000.000
**D	CHALLENGE ENERGY FUND 2	0	258.282	258.282
**D	CHALLENGE INTERNATIONAL EQUITY 2	0	76.114	76.114
**D	CHALLENGE EUROPEAN EQUITY 2	0	577.055	577.055
**D	CHALLENGE EUROPEAN EQUITY MGR	0	144.364	144.364
**D	MEDIO M STANLEY GBL SLTN 1 -CASH	0	211.984	211.984
**D	INFRASTRUCTURE OPPORTUNITY COLLECTION 2	0	310.757	310.757
**D	EUROPEAN COLLECTION	0	131.323	131.323
**D	DYNAMIC INTERNATIONAL VALUEOPPORTUNITY 1	0	958.845	958.845
**D	CHALLENGE EUROPEAN EQUITY	0	482.453	482.453
**D	MIFL BB EC EU EQ INCOME	0	98.503	98.503
**D	COUPON STRATEGY COLLECTION PERF	0	99.663	99.663
**D	OHIO NATIONAL FUND, INC.- ON INTERNATIONAL EQUITY PORTFOLIO	0	192.195	192.195
**D	OHIO NATIONAL FUND, INC.- ON FOREIGN PORTFOLIO	0	22.583	22.583

Totale voti 5.667.109

Percentuale votanti % 0,078697

Percentuale Capitale % 0,055742

764

EPA

LISTA ESITO DELLE VOTAZIONE

Oggetto: Determinazione della durata in carica del Consiglio di Amministrazione

NON VOTANTI

Badge	Ragione Sociale	Proprio	Delega	Totale
1	COMPUTERSHARE SPA RAPPRESENTANTE DESIGNATO QUALE SUBDELEGATO 135-NOVIES (ST.TREVISAN) IN PERSONA DI ENRICO MONICELLI	0		0
**D	GIF ALTO INTL AZ	0	98.090	98.090
**D	GENERALI INVESTMENTS SICAV	0	115.159	115.159
**D	GENERALI SMART FUNDS SICAV	0	306.653	306.653
**D	GENERALI EURO ACTIONS	0	230.805	230.805
**D	GENERALI MULTIPORTFOLIO SOLUTIONS SICAV	0	151.656	151.656
**D	INTERFUND SICAV INTERFUND EQUITY ITALY	0	274.000	274.000
**D	INTERFUND ASSET MANAGEMENT (IRELAND) FONDITALIA EQUITY ITALY	0	5.964.000	5.964.000
**D	FIDEURAM INVESTIMENTI SGR - FIDEURAM ITALIA	0	260.000	260.000
**D	FIDEURAM INVESTIMENTI SGR - PIANO AZIONI ITALIA	0	5.830.000	5.830.000
**D	FIDEURAM INVESTIMENTI SGR - PIANO BILANCIATO ITALIA 50	0	1.332.000	1.332.000
**D	FIDEURAM INVESTIMENTI SGR - PIANO BILANCIATO ITALIA 30	0	126.000	126.000
**D	EIS - EURO EQUITY INSURANCE CAPITAL LIGHT	0	538.537	538.537
**D	EIS PE EQUITY EUR	0	182.341	182.341
**D	EUF - EQUITY EURO LTE	0	199.047	199.047
**D	ISE - VALORE CEDOLA GLOBALE - 04/2015	0	21.276	21.276
**D	ISE - MULTIASSET CEDOLA GLOBALE - 12/2015	0	120.355	120.355
**D	EPF - ABSOLUTE Q-MULTISTRATEGY	0	971	971
**D	EIS - MULTIASSET RISK OVERLAY MODERATO	0	8.427	8.427
**D	EIS - MULTIASSET RISK OVERLAY	0	53.506	53.506
**D	EUF - EQUITY ITALY SMART VOLATILITY	0	172.125	172.125
**D	ISE - VALORE CEDOLA GLOBALE - 09/2015	0	12.373	12.373
**D	ISE - MULTIASSET ABSOLUTE 3 ANNI - 04/2016	0	1.670	1.670
**D	EUF - TOP EUROPEAN RESEARCH	0	1.187.843	1.187.843
**D	EPF - ENHANCED CONSTANT RISK CONTRIBUTION	0	46.693	46.693
**D	EUF - ACTIVE ALLOCATION	0	750.000	750.000
**D	ISE - GLOBAL INCOME MULTITRENDER - 09/2015	0	65.363	65.363
**D	ISE - MULTIASSET ABSOLUTE 3 ANNI - 07/2016	0	1.705	1.705
**D	EUF - EQUITY EUROPE LTE	0	467.031	467.031
**D	EPF - Q-FLEXIBLE	0	965.394	965.394
**D	ISE - VALORE CEDOLA GLOBALE - 07/2015	0	12.539	12.539
**D	ISE - MULTIASSET CEDOLA GLOBALE - 02/2016	0	170.390	170.390
**D	EUF - ITALIAN EQUITY OPPORTUNITIES	0	835.090	835.090
**D	EPF - EURO Q-EQUITY	0	507.123	507.123
**D	ISE - GLOBAL DYNAMIC MULTITRENDER - 06/2015	0	18.083	18.083
**D	ISE - DYNAMIC INCOME MULTITRENDER - 01/2016	0	16.530	16.530
**D	EUF - EQUITY INNOVATION	0	309.788	309.788

Totale voti 21.352.563
 Percentuale votanti % 0,296514
 Percentuale Capitale % 0,210025

EM

765

Assemblea Ordinaria del 14 maggio 2020

LISTA ESITO DELLE VOTAZIONI

Oggetto: Determinazione della durata in carica del Consiglio di Amministrazione

NON VOTANTI

Badge	Ragione Sociale	Proprio	Delega	Totale
-------	-----------------	---------	--------	--------

766



LISTA ESITO DELLE VOTAZIONE

Oggetto: Nomina dei componenti il Consiglio di Amministrazione

FAVOREVOLI alla LISTA 1

Badge	Ragione Sociale	Proprio	Delega	Totale
1	COMPUTERSHARE SPA RAPPRESENTANTE DESIGNATO QUALE SUBDELEGATO 135-NOVIES (ST.TREVISAN) IN PERSONA DI ENRICO MONICELLI	0	0	0
**D	CAPITAL INTERNATIONAL FUND	0	5.314.277	5.314.277
**D	SCHRODER INTERNATIONAL SELECTION FUND	0	2.691.075	2.691.075
**D	DNCA INVEST	0	5.074.930	5.074.930
**D	FCP ALBA VALEUR	0	75.000	75.000
**D	DNCA MF VALUE EUROPE	0	369.798	369.798
**D	CNP DNCA EUROPE GROWTH	0	705.981	705.981
**D	BANQUE PICTET & CIE SA	0	110.595	110.595
**D	JPMORGAN CHASE BANK - PB - CANADA P	0	17.495	17.495
**D	JPMORGAN CHASE BANK - PB - UNITED STATES CORPORATIONS	0	18.355	18.355
**D	FOREIGN SECURITIES TRUST #1	0	1.106.048	1.106.048
**D	JPMORGAN CHASE BANK - PB - US FOUNDATION	0	16.037	16.037
**D	JPMORGAN CHASE BANK - PB - US TAX EX ENT	0	13.648	13.648
**D	JPMORGAN CHASE BANK - PB - UNITED STATES TRUSTS - CRA TREATY	0	76.829	76.829
**D	CAPCO TRUST JERSEY LIMITED AS TRUSTEE OF	0	39.652	39.652
**D	CGMEV, LLC	0	31.499	31.499
**D	CAPITAL GROUP GLOBAL EQUITY FUND	0	327.981	327.981
**D	CAPITAL GROUP EMPLOYEE BENEFIT INV.TRUST	0	11.692.424	11.692.424
**D	INTERNATIONAL GROWTH AND INCOME FUND	0	44.202.645	44.202.645
**D	MINISTRY OF ECONOMY AND FINANCE	0	642.167	642.167
**D	NEW WORLD FUND INC	0	8.394.776	8.394.776
**D	NEW PERSPECTIVE FUND	0	40.611.209	40.611.209
**D	EUROPACIFIC GROWTH FUND	0	104.040.486	104.040.486
**D	AMERICAN BALANCED FUND	0	76.355.397	76.355.397
**D	CAPITAL INCOME BUILDER INC	0	60.965.188	60.965.188
**D	THE INCOME FUND OF AMERICA	0	196.520.535	196.520.535
**D	CAPITAL WORLD GROWTH & INCOME FUND INC	0	118.070.795	118.070.795
**D	KUWAIT FUND FOR ARAB ECONOMIC DEVELOPMENT	0	53.190	53.190
**D	STATE FARM INSURANCE CO EMPLOYEE RETIREM	0	1.698.117	1.698.117
**D	JPMORGAN ACCESS BALANCED FUND	0	22.225	22.225
**D	FREDERICK S. UPTON FOUNDATION CAPITAL GU	0	26.882	26.882
**D	CAPITAL GUARDIAN GLOBAL EQUITY FUND	0	25.030	25.030
**D	CAPITAL GROUP INTERNATIONAL EQUITY	0	510.459	510.459
**D	FIDELITY ADVIS SVIII FID ADV INT CA AP F	0	2.620.227	2.620.227
**D	FIAM GROUP TR FOR EMPLOYEE BENEFL PLA	0	6.749.700	6.749.700
**D	VARIABLE INSURANCE PROD FD II INTER CAP	0	6.608.175	6.608.175
**D	FIDELITY FUNDS SICAV	0	736.200	736.200
**D	PYRAMIS SELECT INTER EQ FUND LLC	0	30.747	30.747
**D	PYRAMIS GROUP TR FOR EMPLOYEES BENEFL PLAN	0	135.963	135.963
**D	FIDELITY RETIREE HEALTH REIMBURSEMENT PL	0	16.069	16.069
**D	DNCA BEYOND EUROPEAN LEADERS	0	113.308	113.308
**D		0	135.000	135.000

768

LISTA ESITO DELLE VOTAZIONE

Oggetto: Nomina dei componenti il Consiglio di Amministrazione

FAVOREVOLI alla LISTA 1

Badge	Regione Sociale	Proprio	Delega	Totale
**D	HUGO DNCA	0	72.944	72.944
**D	DNCA VALUE EUROPE	0	1.732.183	1.732.183
**D	FCP DNCA EVOLUTIF	0	1.429.391	1.429.391
**D	FIDELITY GLOBAL LOW VOLATILITY EQUITY FU	0	21.940	21.940
**D	BIRELEY'S ORANGE JAPAN, S.A.	0	23.778	23.778
**D	FRONTIER COMMUNICATIONS PENSION PLAN	0	229.951	229.951
**D	GENERAL MOTORS PENSIONFONDS OFF	0	23.134	23.134
**D	FIDELITY MANAGEMENT AND RESEARCH CO	0	5.094	5.094
**D	FIDELITY INVESTMENTS MONEY MANAGEMENT IN	0	4.646	4.646
**D	ROYAL BOROUGH OF KINGSTON UPON THAMES PE	0	91.228	91.228
**D	FIDELITY DIVERSIFIED INTERNATIONAL FUND	0	12.371.700	12.371.700
**D	FIDELITY CENTRAL INVESTMENT PORTFOLIOS I	0	748.036	748.036
**D	THE CAR CARE PENSION PLAN	0	36.318	36.318
**D	NVIT INTERNATIONAL EQUITY FUND ONE	0	68.554	68.554
**D	MARSHFIELD CLINIC MASTER TRUST	0	96.499	96.499
**D	FIDELITY INTERNATIONAL SELECT GLOBAL EQU	0	82.809	82.809
**D	VANGUARD INTERNATIONAL VALUE FUND	0	8.578.763	8.578.763
**D	HORIZON HEALTHCARE SERVICES, INC	0	335.046	335.046
**D	SCHRODER IN.P.F.ADV.GL.EQUITY.FU	0	45.412	45.412
**D	AI EUROPE EQUITY EX UK FUND	0	3.936.076	3.936.076
**D	AI DISTRIBUTION LIFE FUND	0	103.104	103.104
**D	ALPHA ARCHITECT INTERNATIONAL QUANTITATI	0	169.803	169.803
**D	WIF-EUROPE OPPORTUNITIES FUND	0	89.223	89.223
**D	WIF-EUROPE DISCOVERY FUND	0	210.089	210.089
**D	MERCER UNHEDGED OVERSEAS SHARES TRUST	0	234.397	234.397
**D	SCHRODER GLOBAL ENHANCED INDEX FUND	0	31.296	31.296
**D	BANCO CENTRAL DE TIMOR-LESTE (BCTL)	0	66.490	66.490
**D	SCHRODER GLOBAL MULTI-FACTOR EQUITY FUND	0	200.632	200.632
**D	SCHRODER ADVANCED BETA GLOBAL EQUITY SMA	0	257.946	257.946
**D	SCHRODER CEF GLOBAL CORE FUND	0	17.759	17.759
**D	GENTLENESS INT STRG	0	204.074	204.074
**D	NONUS EQUITY MGRS PORTF 4 LAZARD	0	85.677	85.677
**D	FOREST PRESERVE DISTRICT EMPLOYEES ANNUITY AND BENEFIT FUND	0	695.501	695.501
**D	CONGREGATION OF THE SISTERS OF CHARITY OF THE INCARNATE WORD	0	83.795	83.795
**D	PSBF LAZARD EQUITIES	0	41.449	41.449
**D	OSP LIQUID FUND, LP	0	456.095	456.095
**D	CHSU FOUNDATION ENDOWMENT FUND LP	0	71.795	71.795
**D	PHU JENNN EQUITY INC PDT1	0	28.306	28.306
**D	SYCAMORE INVESTMENT CO LP	0	3.351.631	3.351.631
**D	LEXINGTON INT, LLC	0	29.271	29.271
**D	JASPER RIDGE DIVERSIFIED TAX EXEMPT LP	0	73.519	73.519
**D	OHIM STRATEGIC PARTNERS LP	0	158.932	158.932
**D		0	241.617	241.617

EA

768

LISTA ESITO DELLE VOTAZIONE
 Oggetto: Nomina dei componenti il Consiglio di Amministrazione

FAVOREVOLI alla LISTA 1

Badge	Ragione Sociale	Proprio	Delega	Totale
**D	PHILANTHROPAR INVESTMENTS LP	0	32.167	32.167
**D	WINDFALL INVESTMENTS, L.P.	0	34.616	34.616
**D	TERRERONNE INVESTMENTS, L.P.	0	230.868	230.868
**D	WELLS FARGO BANK N.A.	0	47.939	47.939
**D	WE WELLS FARGO BANK NA	0	67.696	67.696
**D	THE HODSON TRUST	0	102.096	102.096
**D	CITY RETIREMENT SAVINGS PLAN	0	232.679	232.679
**D	DENF LAZARD ASSET MGMT	0	71.020	71.020
**D	MSAR SCHRODER	0	77.011	77.011
**D	WILLIS TOWERS WATSON GROUP TRUST	0	453.268	453.268
**D	INTL BRS LP	0	46.566	46.566
**D	BNYMTCIL LAZARD GLB STRTGC EQTY FD	0	20.357	20.357
**D	RED DIAMOND INTERNATIONAL EQUITY LP	0	21.852	21.852
**D	BMO DTC EQ COM VALUE LAZARD	0	289.421	289.421
**D	BMO FBO DTC INTL EQ COL VAL LAZARD	0	10.906	10.906
**D	BNY MELLON FOUNDATION BY CHARLES WARD SEABURY AND LOUISE LOVETT SEABURY	0	4.718	4.718
**D	BCI FOOLED INVESTMENT FUND SERIES SMARTEUROPEAN EQUITY FUND	0	59.108	59.108
**D	UNIVERSITY OF WISCONSIN FOUNDATION	0	153.785	153.785
**D	ADVANCED SERIES TRUST - AST FI PYRAMIS QUANTITATIVE PORTFOLIO	0	234.462	234.462
**D	RAYTHEON MASTER PENSION TRUST	0	335.646	335.646
**D	KENTUCKY RETIREMENT SYSTEMS INSURANCE TRUST FUND	0	482.353	482.353
**D	KENTUCKY RETIREMENT SYSTEMS	0	1.095.982	1.095.982
**D	SDG AND E QUALIFIED NUCLEAR DECOMMISSIONING TRUST PARTNERSHIP	0	116.042	116.042
**D	VERIZON MASTER SAVINGS TRUST	0	308.133	308.133
**D	UNITED STATES ARMY NONAPPROPRIATED FUND EMPLOYEE RETIREMENT PLAN TRUST	0	224.550	224.550
**D	SOUTH DAKOTA RETIREMENT SYSTEM	0	908.825	908.825
**D	STATE OF SOUTH DAKOTA	0	77.033	77.033
**D	METROPOLITAN EMPLOYEE BENEFIT SYSTEM	0	261.611	261.611
**D	AST INTL VAL LAZARD PD42	0	1.476.092	1.476.092
**D	TENNESSEE VALLEY AUTHORITY RETIREMENT SYSTEM	0	181.381	181.381
**D	ARKANSAS PUBLIC EMPLOYEES RETIREMENT SYSTEM	0	1.027.866	1.027.866
**D	NON US EQUITY MGRS PORT 1 LAZARD	0	136.873	136.873
**D	BNYMTCIL LAZARD EUROPEAN EQUITY FUN	0	138.417	138.417
**D	HRCD RPTM HAP LAZARD ASSET MGMT	0	36.535	36.535
**D	AOHIT HAI LAZARD ASSET MGT THE ARCHDIOCESE OF HARTFORD INVESTMENT TRUST	0	45.723	45.723
**D	AST FI PYRAMIS QUANT AA IE SC PDGJ	0	971.662	971.662
**D	AST FI PYRAMIS QUANT AA GLE EQ PDGH	0	109.843	109.843
**D	PRU JEN GL INFRASTRUCTURE FUND POLF	0	172.480	172.480
**D	AST JENNISON GLOBAL INFRASTR PDMN	0	65.602	65.602
**D	PRU SECTOR FDS INC PRU UTILITY FD	0	11.780.717	11.780.717
**D	THE BANK OF KOREA	0	2	2
**D	CP3F LAZARD	0	232.717	232.717
**D	MARION BRADLEY PARTITION TRUST	0	65.376	65.376

76P

EM

LISTA ESITO DELLE VOTAZIONE
 Oggetto: Nomina dei componenti il Consiglio di Amministrazione

FAVOREVOLI alla LISTA 1

Badge	Regione Sociale	Proprio	Delega	Totale
**D	AD2F TSPC LAZARD	0	93.860	93.860
**D	TXMF LAZARD	0	649.257	649.257
**D	LAZARD GLOBAL EQUITY INC FD ONSHORE	0	185.576	185.576
**D	LAZARD EUROPEAN ALPHA FUND	0	312.741	312.741
**D	THE OPEC FUND FOR INTERNATIONAL DEVELOPMENT	0	367	367
**D	AST ACADEM STRAT RAJENNISON PDO7	0	748.290	748.290
**D	ALASKA PERMANENT FUND CORPORATION	0	928.534	928.534
**D	ATFF LAZARD	0	259.100	259.100
**D	THE ROMAN CATHOLIC ARCHBISHOP OF LOS ANGELES	0	243.395	243.395
**D	COUNTY EMPLOYEES ANNUITY AND BENEFIT FUND OF COOK COUNTY	0	800.889	800.889
**D	MLC INVESTMENTS, MLC LIMITED	0	67.801	67.801
**D	EQUIPSUPER	0	137.548	137.548
**D	ARTSPARE 2005 TRUST	0	63.730	63.730
**D	CHICAGO TRANSIT AUTHORITY RETIREE HEALTHCARE TRUST	0	105.108	105.108
**D	CAMPBELL PENSION PLANS MASTER RETIREMENT TRUST	0	195.923	195.923
**D	CYMI EQUITY LP	0	58.035	58.035
**D	DB RESIDUARY TRUST FOR JOEL G. BROIDA U/I DTD 9/3/1981	0	5.647	5.647
**D	DB RESIDUARY TRUST FOR MARNA J. BROIDA U/I DATED SEPTEMBER 3, 1981	0	5.652	5.652
**D	DB RESIDUARY TRUST FOR MELANIE B. WERL U/I DATED SEPTEMBER 3 1981	0	5.647	5.647
**D	DB RESIDUARY TRUST FOR RICHARD A. BROIDA U/I DATED 9/3/1981	0	5.652	5.652
**D	DOW RETIREMENT GROUP TRUST THE DOW CHEMICAL COMPANY	0	1.121.980	1.121.980
**D	ESMOND HARMSWORTH 1998 FAMILY SETTLEMENT CODAN TRUST COMPANY LIMITED	0	32.519	32.519
**D	FIAM GLOBAL LOW VOLATILITY EQUITY FUND, L.P.	0	286.952	286.952
**D	FLEURI HOLDINGS LLC	0	17.620	17.620
**D	FOLGER LEVIN LLP PROFIT SHARING PLAN AND TRUST FOLGER LEVIN LLP	0	13.123	13.123
**D	PHILLIPS 66 RETIREMENT PLAN TRUST	0	470.880	470.880
**D	HONEYWELL SAVINGS AND OWNERSHIP PLAN MASTER TRUST	0	124.187	124.187
**D	OAKLAND COUNTY VERA	0	176.049	176.049
**D	BELAS CAPITAL PARTNERS LLC BELAS CAPITAL PARTNERS LLC	0	60.508	60.508
**D	SHELBY COUNTY OPEB TRUST	0	36.053	36.053
**D	SHELBY COUNTY RETIREMENT SYSTEM	0	193.233	193.233
**D	R. BLANE WALTER C/O TALLISMAN CAPITAL	0	23.805	23.805
**D	JOHN AND TERRY LEVIN REVOCABLE TRUST	0	7.025	7.025
**D	PUBLIC PENSION AGENCY	0	1.366.013	1.366.013
**D	JOHN GARDNER FERENCIO IRREVOCABLE	0	34.565	34.565
**D	KARSH LIVING TRUST	0	36.305	36.305
**D	INTERNATIONAL MONETARY FUND STAFF RETIREMENT PLAN 700	0	844.974	844.974
**D	THE PUBLIC INSTITUTION FOR SOCIAL SECURITY	0	581.871	581.871
**D	FIDELITY INVESTMENT TRUST: FIDELITY INTERNATIONAL CAPITAL APPRECIATION FUND	0	6.322.200	6.322.200
**D	FIDELITY INVESTMENT TRUST: FIDELITY DIVERSIFIED INTERNATIONAL K6 FUND	0	2.090.486	2.090.486
**D	FIDELITY INVESTMENT TRUST: FIDELITY INTERNATIONAL VALUE FUND	0	1.244.300	1.244.300
**D	FIDELITY INVESTMENT TRUST: FIDELITY INFRASTRUCTURE FUND	0	69.579	69.579
**D	ERIKA J. GLAZER 1985 TRUST	0	69.515	69.515

298

770

LISTA ESITO DELLE VOTAZIONI

Oggetto: Nomina dei componenti il Consiglio di Amministrazione

FAVOREVOLI alla LISTA 1

Badge	Ragione Sociale	Proprio	Delega	Totale
**D	EMERSON GLAZER TRUST OF 1989	0	15.740	15.740
**D	GOVERNMENT EMPLOYEES SUPERANNUATION BOARD	0	407.993	407.993
**D	OAKLAND COUNTY EMPLOYEES RETIREMENT SYSTEM	0	80.563	80.563
**D	MICHIGAN CATHOLIC CONFERENCE	0	83.012	83.012
**D	MICHIGAN CATHOLIC CONFERENCE MASTER PENSION TRUST	0	191.061	191.061
**D	THE LEVERHULME TRUST	0	1.046.511	1.046.511
**D	EMERSON ELECTRIC CO. RETIREMENT MASTER TRUST	0	354.585	354.585
**D	ILLINOIS MUNICIPAL RETIREMENT FUND	0	246.452	246.452
**D	LOCKHEED MARTIN CORPORATION MASTER RETIREMENT TRUST	0	577.196	577.196
**D	SCHLUMBERGER GROUP TRUST AGREEMENT	0	1.385.729	1.385.729
**D	SHRINERS HOSPITALS FOR CHILDREN	0	2.209.907	2.209.907
**D	PYRAMIS GROUP TRUST FOR EMPLOYEE BENEFIT PLANS	0	603.325	603.325
**D	PRESCIENT GLOBAL FUNDS PLC	0	46.150	46.150
**D	FIDELITY ADVISOR SERIES VIII: FIDELITY ADVISOR DIVERSIFIED INTERNATIONAL FUND	0	1.129.400	1.129.400
**D	SCHLUMBERGER INTERNATIONAL STAFF RETIREMENT FUND FCP-SIF	0	1.100.076	1.100.076
**D	ARCHDIOCESE OF DETROIT	0	38.334	38.334
**D	SOLARI LANE TRUST	0	52.630	52.630
**D	THE GRAUSTEIN TRUSTS PARTNERSHIP	0	10.499	10.499
**D	THE GUILFORD GLAZER NON-EXEMPT MARITAL TRUST	0	80.530	80.530
**D	LAZARD ASSET MANAGEMENT LLC QUANTITATIVE EQUITY FUNDS	0	2.275	2.275
**D	THE HARRY L. BRADLEY JR. TRUSTS MASTER INVESTMENT PARTNERSHIP LLP C/O JACOBUS WEALTH MANAGEMENT	0	117.869	117.869
**D	THE JBUT MASTER INVESTMENT PARTNERSHIP LLP C/O JACOBUS WEALTH MANAGEMENT	0	276.873	276.873
**D	UBI SICAV - GLOBAL INFRASTRUCTURE	0	413.539	413.539
**D	XPO LOGISTICS RETIREMENT MASTER TRUST	0	143.056	143.056
**D	LAZARD ASSET MANAGEMENT LLC C/O LAARD ASSET MANAGEMENT LLC - EUROPEAN LONG/SHORT	0	65.515	65.515
**D	RBC PRIVATE WORLD EQUITY POOL	0	401.909	401.909
**D	FIDELITY INVESTMENT TRUST: FIDELITY TOTAL INT EQUITY FUND	0	81.100	81.100
**D	FIDELITY RUTLAND SQUARE TRUST II: STRAT ADV FID INTL FUND	0	693.784	693.784
**D	FIDELITY INVESTMENT TRUST: FIDELITY SERIES INTVALUE FUND	0	36.083.150	36.083.150
**D	FIDELITY INVESTMENT TRUST: FIDELITY INTER CAPITAL APP K6 FUND	0	1.058.300	1.058.300
**D	FIDELITY INVESTMENT TRUST: FIDELITY FLEX INTERNATIONAL FUND	0	78.633	78.633
**D	LAZARD ASSET MANAGEMENT LLC	0	11.637	11.637
**D	LAZARD INTERNATIONAL EQUITY SELECT PORTFOLIO	0	193.015	193.015
**D	LAZARD RETIREMENT INTERNATIONAL EQUITY PORTFOLIO	0	360.701	360.701
**D	LAZARD GLOBAL STRATEGIC EQUITY PORTFOLIO	0	6.040	6.040
**D	LAZARD INTERNATIONAL EQUITY ADVANTAGE PORTFOLIO	0	5.354	5.354
**D	LAZARD REAL ASSETS AND PRICING OPPORTUNITIES	0	4.556	4.556
**D	LAZARD ESC INTERNATIONAL STRATEGIC EQUITY	0	25.815	25.815
**D	J & J PENSION FUND OFF	0	313.087	313.087
**D	GWAM INVESTMENT FUNDS TRUST	0	264.891	264.891
**D	GWAM GROUP PENSION TRUST II	0	117.208	117.208
**D	BRIGHTHOUSE FUNDS TRUST I - SCHROEDERS GLOBAL MULTI-ASSET	0	34.903	34.903
**D	AMERICAN BEACON ADVISORS COLLECTIVE INVESTMENT TRUST	0	654.255	654.255

EM

777

LISTA ESITO DELLE VOTAZIONE

Oggetto: Nomina dei componenti il Consiglio di Amministrazione

FAVOREVOLI alla LISTA 1

Badge	Ragione Sociale	Proprio	Delega	Totale
**D	AMERICAN BEACON INTERNATIONAL EQUITY FUND	0	2.367.945	2.367.945
**D	AMERICAN BEACON DIVERSIFIED FUND	0	133.777	133.777
**D	FIDELITY SELECT GLOBAL EQUITY INSTITUTIONAL TRUST	0	36.035	36.035
**D	FIDELITY SELECT INTERNATIONAL EQUITY INSTITUTIONAL TRUST	0	206.553	206.553
**D	FIDELITY SELECT INTERNATIONAL LOW VOLATILITY EQUI	0	22.758	22.758
**D	FIDELITY INTERNATIONAL PLUS ALL CAP EQUITY INSTIT TRUST	0	32.950	32.950
**D	JNI/LAZARD INTERNATIONAL STRATEGIC EQUITY FUND	0	663.970	663.970
**D	CISCO SYSTEMS FOUNDATION	0	29.483	29.483
**D	LAZARD GLOBAL INVESTMENT FUNDS PUBLIC LIMITED	0	1.101.909	1.101.909
**D	MGI FUNDS PLC	0	269.000	269.000
**D	MERCER UCITS COMMON CONTRACTUAL FUND	0	219.953	219.953
**D	STATE OF MONTANA BOARD OF INVESTMENTS	0	397.063	397.063
**D	LAZARD GLOBAL EQUITY INCOME FUND	0	60.226	60.226
**D	LAZARD GLOBAL BALANCED INCOME FUND	0	3.190	3.190
**D	BANK OF KOREA	0	13.024	13.024
**D	MERCK CAPITAL ASSET MANAGEMENT LIMITED	0	290.991	290.991
**D	PRUDENTIAL RETIREMENT INSURANCE AND ANNUITY COMPANY	0	1.548.974	1.548.974
**D	TRT FOR RET MED DEN & LIFE INS PL OF THE ARMY&AIR FORCE EX SRV	0	201.296	201.296
**D	THE RETIREMENT ANN PL FOR EMEL OF THE ARMY&AIR FORCE EX	0	493.589	493.589
**D	LAZARD INTERNATIONAL EQUITY PORTFOLIO	0	15.497.357	15.497.357
**D	LAZARD INTERNATIONAL EQUITY PORTFOLIO	0	7.199.309	7.199.309
**D	AMERICAN AIRLINES INC., MASTER FIXED BENEFIT PENSION TRUST	0	1.258.863	1.258.863
**D	STATE OF ALASKA RETIREMENT AND BENEFITS PLANS	0	1.773.213	1.773.213
**D	EUROPE INVESTMENT FUND	0	116.464	116.464
**D	ULTRA SERIES FUND-INTERNATIONAL STOCK FUND	0	74.132	74.132
**D	MADISON INTERNATIONAL STOCK FUND	0	45.412	45.412
**D	BEST INVESTMENT CORPORATION	0	5.433.529	5.433.529
**D	HBOS INTERNATIONAL INV FUNDS ICVC- EUROPEAN FUND	0	833.105	833.105
**D	HBOS INTERNATIONAL INV FUNDS ICVC- INTERNATIONAL	0	1.682.995	1.682.995
**D	EAST RIDING PENSION FUND	0	913.248	913.248
**D	SCOTTISH WIDOWS OVERSEAS GROWTH INV F ICVC - EURO GROWTH	0	2.281.593	2.281.593
**D	SCOTTISH WIDOWS OVERSEAS GROWTH INV FUNDS ICVC-GLOBAL	0	843.665	843.665
**D	THE CALGARY FOUNDATION	0	110.408	110.408
**D	THE PENSION PLAN FOR EMPLOYEES OF MARINE ATLANTIC INC.	0	81.153	81.153
**D	NOVA SCOTIA PUBLIC SERVICE SUPERANNUATION FUND	0	495.379	495.379
**D	NOVA SCOTIA TEACHERS' PENSION FUND	0	374.412	374.412
**D	AMERICAN FUNDS GLOBAL INSIGHT FUND	0	1.242.553	1.242.553
**D	GUARDIAN INTERNATIONAL VALUE VIP FUND	0	2.174.615	2.174.615
**D	THE GENERAL MOTORS CANADA HOURLY PLAN TRUST	0	525.376	525.376
**D	AMERICAN FUNDS INSURANCE SERIES GROWTH INCOME FUND	0	58.163	58.163
**D	AMERICAN FUNDS FUNDAMENTAL INVESTORS	0	8.712.341	8.712.341
**D	AMERICAN FUNDS INSURANCE SERIESASSET ALLOCATION FUND	0	56.826.957	56.826.957
**D		0	24.000.000	24.000.000

FER

13

LISTA ESITO DELLE VOTAZIONE
 Oggetto: Nomina dei componenti il Consiglio di Amministrazione
 FAVOREVOLI alla LISTA I

Badge	Ragione Sociale	Proprio	Delega	Totale
**D	AMERICAN FUNDS INSURANCE SERIES GLOBAL GROWTH AND INCOME FUND	0	3.539.000	3.539.000
**D	AMERICAN FUNDS INSURANCE SERIESGLOBAL BALANCED FUND	0	88.100	88.100
**D	AMERICAN FUNDS INSURANCE SERIES CAPITAL INCOME BUILDER	0	2.264.384	2.264.384
**D	CAPITAL GROUP GLOBAL GROWTH COMMON TRUST (US)	0	1.531	1.531
**D	CAPITAL GROUP INTERNATIONAL GROWTH COMMON TRUST (US)	0	4.546	4.546
**D	CAPITAL GROUP US GROWTH AND INCOME COMMON TRUST (US)	0	803	803
**D	LAZARD/WILMINGTON INTERNATIONAL EQUITY COLLECTIVE TRUST	0	1.659.094	1.659.094
**D	LAZARD/WILMINGTON COLLECTIVE TRUST	0	183.892	183.892
**D	JOHNSON AND JOHNSON PENSION SAVINGS PLANS MASTER TRUST	0	2.872.523	2.872.523
**D	KANSAS PUBLIC EMPLOYEES RETIREMENT SYSTEM	0	2.128.196	2.128.196
**D	LAZARD INTERNATIONAL EQUITY (CANADA) FUND	0	57.426	57.426
**D	TEXAS MUNICIPAL RETIREMENT SYSTEM	0	486.319	486.319
**D	BURROUGHS WELLCOME FUND	0	96.454	96.454
**D	PFM MULTI-MANAGER SERIES TRUST - PFM MULTI-MANAGER INTERNATIONAL	0	129.377	129.377
**D	PUTNAM WORLD TRUST	0	15.868	15.868
**D	INTEL RETIREMENT PLANS COLLECTIVE INVESTMENT TRUST	0	526.863	526.863
**D	CAPITAL GROUP INTERNATIONAL EQUITY FUND (CANADA)	0	851.869	851.869
**D	CAPITAL GROUP CANADIAN FOCUSED EQUITY FUND (CANADA)	0	130.720	130.720
**D	CAPITAL GROUP GLOBAL BALANCED FUND (CANADA)	0	834.000	834.000
**D	CAPITAL GROUP CAPITAL INCOME BUILDER (CANADA)	0	134.062	134.062
**D	WILMINGTON TRUST COLLECTIVE INVESTMENT TRUST	0	15.289	15.289
**D	HC CAPITAL TRUST- THE INSTITUTIONAL INTERNATIONAL EQUITY PORTFOL	0	600.413	600.413
**D	PUTNAM TOTAL RETURN TRUST	0	28.052	28.052
**D	PUTNAM RETIREMENT ADVANTAGE GAA GROWTH PORTFOLIO	0	298.672	298.672
**D	PUTNAM RETIREMENT ADVANTAGE GAA BALANCE PORTFOLIO	0	165.545	165.545
**D	PUTNAM RETIREMENT ADVANTAGE GAA CONSERVATIVE PORTFOLIO	0	45.497	45.497
**D	PUTNAM RETIREMENT ADVANTAGE GAA INCOME STRATEGIES PORTFOLIO	0	46.565	46.565
**D	PUTNAM RETIREMENT ADVANTAGE GAA EQUITY PORTFOLIO	0	91.135	91.135
**D	PUTNAM TOTAL RETURN FUND, LLC	0	20.271	20.271
**D	THE STATE OF NEVADA	0	39.720	39.720
**D	INTERNATIONAL MONETARY FUND	0	165.645	165.645
**D	MUSASHI SMART PREMIA FUND	0	15.810	15.810
**D	TMCT, LLC	0	100.434	100.434
**D	TMCT II	0	123.868	123.868
**D	LAZARD INTERNATIONAL STRATEGIC EQUITY TRUST	0	937.286	937.286
**D	LAZARD INTERNATIONAL EQUITY TRUST	0	387.602	387.602
2	COMPUTERSHARE SPA RAPPRESENTANTE DESIGNATO 135-UNDECIES TUF IN PERSONA DI ENRICO MONICELLI	0	0	0
**D	CASSA NAZIONALE DI PREVIDENZA E ASSISTENZA FORENSE	0	52.417.000	52.417.000
3	COMPUTERSHARE SPA RAPPRESENTANTE DESIGNATO QUALE DELEGATO /SUBDELEGATO 135-NOVIES IN PERSONA DI ENRICO MONICELLI	0	0	0
**D	MINISTERO DELL'ECONOMIA E DELLE FINANZE	0	2.397.856.331	2.397.856.331
**D	HC RENTS	0	75.656	75.656

773

EP

Assemblea Ordinaria del 14 maggio 2020

LISTA ESITO DELLE VOTAZIONE

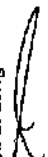
Oggetto: Nomina dei componenti il Consiglio di Amministrazione

FAVOREVOLI alla LISTA 1

Badge	Ragione Sociale	Proprio	Delega	Totale
**D	SIEMENS-FONDS SIEMENS-RENTE	0	1.569.419	1.569.419
**D	SIEMENS DC BALANCED	0	44.012	44.012
***	SARDOC STEFANIA	0	1.000	1.000

Totale voti 3.439.104,882
 Percentuale votanti % 47,757457
 Percentuale Capitale % 33,827217

779

Azionisti in delega: 

159

LISTA ESITO DELLE VOTAZIONE
 Oggetto: Nomina dei componenti il Consiglio di Amministrazione

FAVOREVOLI alla LISTA 2

Badge	Ragione Sociale	Proprio	Delega	Totale
1	COMPUTERSHARE SPA RAPPRESENTANTE DESIGNATO QUALE SUBDELEGATO 135-NOVIES (ST. TREVISAN) IN PERSONA DI ENRICO MONICELLI	0	0	0
**D	ARCA FONDI SGR - FONDO ARCA AZIONI ITALIA	0	3.890.000	3.890.000
**D	ARCA FONDI SGR - FONDO ARCA ECONOMIA REALE BILANCIATO ITALIA 55	0	390.000	390.000
**D	JPMORGAN INVESTMENT FUNDS	0	22.845.692	22.845.692
**D	JPMORGAN FUNDS	0	11.888.892	11.888.892
**D	MORGAN STANLEY INVESTMENT FUNDS	0	148.434	148.434
**D	FRANKLIN TEMPLETON INVESTMENT FUNDS	0	9.337	9.337
**D	CAPITAL INTERNATIONAL FUND	0	119.000	119.000
**D	GERANA SICAV-SIF, S.A.	0	527.378	527.378
**D	T. ROME PRICE FUNDS SICAV	0	9.966	9.966
**D	ARK LIFE ASSURANCE COMPANY LIMITED	0	374.152	374.152
**D	JPMORGAN FUNDS (IRELAND)- ICAV	0	4.853	4.853
**D	BLACKROCK FUNDS I ICAV	0	6.482	6.482
**D	BLACKROCK INDEX SELECTION FUND	0	7.281.422	7.281.422
**D	UHS (IRL) INVESTOR SELECTION PLC 1	0	265.063	265.063
**D	THE JUPITER GLOBAL FUND SICAV	0	200.625	200.625
**D	FEDERATED UNIT TRUST	0	158.900	158.900
**D	UNION INVESTMENT INSTITUTIONAL GMBH	0	990.371	990.371
**D	UNION INVESTMENT PRIVATFONDS GMBH	0	6.274.683	6.274.683
**D	UNIVERSAL INVEST SICAV	0	5.699.217	5.699.217
**D	BAYERNINVEST KVG MEH ELYSIUM MULTI ASSET	0	60.500	60.500
**D	BAYERNINVEST DIVIDENDE FONDS BAYERNINVEST	0	15.262	15.262
**D	BELFIUS PENSIONFUNDS	0	579.960	579.960
**D	BAYERNINVEST KAPITALVERWALTUNGSGESELLSCH	0	51.369	51.369
**D	ZURICH COMPANHIA SEGUROS SA	0	98.785	98.785
**D	BANCOPOSTA AZ INTERNAZIONALE	0	560.740	560.740
**D	BANCOPOSTA AZIONARIO EUR	0	980.109	980.109
**D	GIP ALTO INTL AZ	0	98.090	98.090
**D	BANCOPOSTA GLOBAL EQUITY LTE BANCOPOSTA	0	12.054	12.054
**D	ERI BAYERNINVEST FONDS AKTIEN EUROPA	0	246.348	246.348
**D	BAYERNINVEST KAPITALVERWALTUNGSGESELLSCHFT MBH	0	34.900	34.900
**D	GENERALI INVESTMENTS SICAV	0	115.159	115.159
**D	GENERALI SMART FUNDS SICAV	0	306.653	306.653
**D	GENERALI EURO ACTIONS	0	230.805	230.805
**D	KAIROS INTERNATIONAL SICAV EUROPAESG	0	49.250	49.250
**D	KAIROS INTERNATIONAL SICAV - ITALIA	0	1.500.000	1.500.000
**D	KAIROS INTERNATIONAL SICAV - KEY	0	800.000	800.000
**D	KAIROS INTERNATIONAL SICAV - TARGET ITALY ALPHA	0	160.000	160.000
**D	BAYERNINVEST VECO-FONDS B. KAPITALVERWALTUNGSGESELLSCHFT	0	79.259	79.259
**D	BAYERN INVEST LIBI-FONDS B. KAPITALVERWALTUNGSGESELLSCHFT	0	82.496	82.496
**D	BAYERNINVEST VALDE PLUS FONDS	0	204.700	204.700
**D	SCHWAB INTERNATIONAL INDEX FUND	0	3.573.131	3.573.131

37

775

LISTA ESITO DELLE VOTAZIONI

Oggetto: Nomina dei componenti il Consiglio di Amministrazione

FAVOREVOLI alla LISTA 2

Badge	Regione Sociale	Proprio	Delega	Totale
**D	THE MASTER TRUST BANK OF JAPAN LTD	0	36.238	36.238
**D	THE MASTER TRUST BANK OF JAPAN LTD	0	137.876	137.876
**D	SEI INST INVEST TRUST WORLD EQ EX-US FUN	0	506.479	506.479
**D	JAPAN TRUSTEE SERVICES BANK LTD	0	48.153	48.153
**D	JAPAN TRUSTEE SERVICES BANK LTD	0	97.300	97.300
**D	JAPAN TRUSTEE SERVICES BANK LTD	0	12.354	12.354
**D	JAPAN TRUSTEE SERVICES BANK LTD	0	7.270	7.270
**D	JAPAN TRUSTEE SERVICES BANK LTD	0	23.961	23.961
**D	JAPAN TRUSTEE SERVICES BANK LTD	0	293.765	293.765
**D	THORNBURG INTERNATIONAL EQUITY	0	48.309	48.309
**D	SEI INST MANAG TR GLOBAL MANAG VOLAT FND	0	56.165	56.165
**D	GIM SPECIALIST INVESTMENT FUNDS	0	21.439	21.439
**D	GIM TOKYO FD	0	8.576	8.576
**D	MF PICTET MULTI ASSET FUND	0	3.158	3.158
**D	MS HORIZONS MULTIACTIVOS GLOBAL PRUDENTE FUND	0	48.400	48.400
**D	ME/B WORLD EQUITY FUND	0	99.910	99.910
**D	JAPAN TRUSTEE SERVICES BANK LTD	0	40.010	40.010
**D	JAPAN TRUSTEE SERVICES BANK LTD	0	13.301	13.301
**D	SEI INST INV TRU SCREENED WOR EQ EX US F	0	37.241	37.241
**D	THORNBURG INTERNATIONAL EQUITY FUND	0	340.000	340.000
**D	JAPAN TRUSTEE SERVICES BANK LTD	0	31.868	31.868
**D	EUROPEAN EQUITY FUND INC.	0	1.391.893	1.391.893
**D	THE MASTER TRUST BANK OF JAPAN LTD	0	637.103	637.103
**D	SEI INSTITUT INTE TRUST INTERNAT EQTY FU	0	49.720	49.720
**D	PIONEER FLEXIBLE OPPORTUNITIES FUND	0	53.751	53.751
**D	THE MASTER TRUST BANK OF JAPAN LTD	0	5.975.795	5.975.795
**D	JAPAN TRUSTEE SERVICES BANK LTD	0	5.300	5.300
**D	VANGUARD FUNDS PLC	0	151.514	151.514
**D	THE MASTER TRUST BANK OF JAPAN LTD	0	844.669	844.669
**D	LCAM GLOBAL EQUITY FUNDS	0	10.199.815	10.199.815
**D	SCHWAB FUNDAMENTAL INTER LARGE COMP IN F	0	82.308	82.308
**D	VANGUARD INVESTMENT SERIES PLC	0	23.742	23.742
**D	SEI TRUST COMPANY FOR THE BENEFIT O	0	47.013	47.013
**D	LOS ANGELES CAPITAL GLOBAL FUND PLC	0	3.937	3.937
**D	KBI GLOBAL RESOURCES SOLUTIONS CIT	0	56.800	56.800
**D	CAMBIAR INTERNAT EQUITY COLLEC INV TRUST	0	5.850	5.850
**D	SGA INTERNATIONAL EQUITY CIT	0	54.537	54.537
**D	SGA INTERNATIONAL EQUITY FUND	0	296.955	296.955
**D	THE MASTER TRUST BANK OF JAPAN LTD	0	15.067	15.067
**D	SEI INST.MAN.TRUST - MIM VOLAT.FUND	0	267.871	267.871
**D	THE MASTER TRUST BANK OF JAPAN LTD	0	3.267	3.267
**D	SEI INSTITUT.INV.TRUST WORLD SEL.EQU.FUN	0	1.092.640	1.092.640
**D	DEVELOPED INTERNATIONAL EQUITY SELECT ETF	0	302.514	302.514
**D	MONDRIAN INT.EQ.COLLECTIVE.INV.TRUST	0		
**D	JPMORGAN ETFS (IRELAND) ICAV	0		

28

776

LISTA ESITO DELLE VOTAZIONE

Oggetto: Nomina dei componenti il Consiglio di Amministrazione

FAVOREVOLI alla LISTA 2

Badge	Ragione Sociale	Proprio	Delega	Totale
**D	FIDELITY COMMON CONTRACTUAL FUND II	0	275.182	275.182
**D	SEI TRUST COMPANY FOR THE BENEFIT OF SGA INTERANTIONAL EQUITY PLUS CIT	0	319.660	319.660
**D	SANLAM UNIVERSAL FUNDS PLC	0	14.353	14.353
**D	SEI TRUST COMPANY FOR THE BENEFIT	0	85.133	85.133
**D	SIX CIRCLES INTERNAT UNCONSTRAIN EQ FUND	0	16.501.324	16.501.324
**D	SIX CIRCLES MANAGED EQUITY FOR	0	184.068	184.068
**D	SIX CIRC MAN EQ FORT INT UNCON	0	1.598.709	1.598.709
**D	GGG PARTNERS GLOBAL QUALITY EQUITY FUND	0	257.793	257.793
**D	THE MASTER TRUST BANK OF JAPAN LTD	0	14.032	14.032
**D	LACM WORLD EQ WEAL	0	829	829
**D	JAPAN TRUSTEE SERVICES BANK LTD	0	680.121	680.121
**D	JAPAN TRUSTEE SERVICES BANK LTD	0	18.655	18.655
**D	COHEN & STEERS GLOBAL LIST. INER.FD	0	135.692	135.692
**D	NUVEEN GLOBAL INFRASTRUCTURE FUND	0	1.625.981	1.625.981
**D	THE MASTER TRUST BANK OF JAPAN LTD	0	360.037	360.037
**D	FIRST TRUST EUROZONE ALPHADEX ETF	0	10.506	10.506
**D	THE MASTER TRUST BANK OF JAPAN LTD	0	141.178	141.178
**D	CATHOLIC INVESTOR INTERNATIONAL EQUITY F	0	167.500	167.500
**D	CORNERSTONE ADVIS GLOBAL PUBLIC EQUITY F	0	110.200	110.200
**D	THE ADVISORS' INNER CIRCLE FUND CORNER STONE ADVISORS GLOBAL PUBLIC EQUITY FUND	0	27.449	27.449
**D	GLOBAL X SCIENTIFIC BETA EUROPE ETF	0	4.244	4.244
**D	THE MASTER TRUST BANK OF JAPAN LTD	0	742.724	742.724
**D	FIRST TRUST RIVERFRONT DYNAMIC EUROPE ET	0	55.542	55.542
**D	FIRST TRUST RIVERFRONT DYN DEV INT ETF	0	184.641	184.641
**D	MONDRIAN ALL COUN WORLD EX US EQ CO IN T	0	903.371	903.371
**D	SEI INSTITUTIONAL INVESTMENTS TRUST	0	2.169.324	2.169.324
**D	MONDRIAN INTERNATIONAL EQUITY FUND	0	1.663.588	1.663.588
**D	ZURICH INSURANCE COMPANY LTD	0	43.187	43.187
**D	ZURICH INVESTMENTS LIFE S P A	0	987.310	987.310
**D	BAYVK A1 FONDS	0	3.895.747	3.895.747
**D	HI MASTER VB FONDS	0	712.000	712.000
**D	BAYVK G2 FONDS	0	867.467	867.467
**D	SAEV MASTERFONDS INKA	0	252.514	252.514
**D	HI PNWL DIVIDENDE PLUS FONDS	0	56.651	56.651
**D	HI MAMPT FONDS	0	422.055	422.055
**D	ALLTRI INKA	0	149.700	149.700
**D	SIVE	0	181.789	181.789
**D	HL-KABL-FONDS	0	1.116.000	1.116.000
**D	DEKA MASTER HAER I	0	367.985	367.985
**D	AXA EURO DIVIDEND K	0	400.000	400.000
**D	AXA EURO DIVIDEND S	0	74.944	74.944
**D	HI-AXEL SPRINGER MASTER FONDS	0	79.317	79.317
**D	UNIVERSAL-OCO	0	172.519	172.519

ER

777

LISTA ESITO DELLE VOTAZIONE
 Oggetto: Nomina dei componenti il Consiglio di Amministrazione

FAVOREVOLI alla LISTA 2

Badge	Ragione Sociale	Proprio	Delega	Totale
**D	UNIVERSAL-CAV	0	234.981	234.981
**D	BI FINANZFONDS	0	91.892	91.892
**D	VWLAKH MASTER	0	312.600	312.600
**D	BANK GUTMANN AG	0	953.773	953.773
**D	ALLIANZ GI FONDS RANW II	0	1.050.000	1.050.000
**D	ALLIANZGI FONDS APNIESA	0	448.923	448.923
**D	ALLIANZGI FONDS ABE	0	19.261	19.261
**D	NW	0	150.000	150.000
**D	BAYK A4 FONDS	0	95.199	95.199
**D	ALLIANZGI FONDS GANO 2	0	35.979	35.979
**D	ALLIANZGI FONDS PFD	0	9.069	9.069
**D	ALLIANZGI FONDS REINVEST	0	13.611	13.611
**D	LHCO FONDS	0	100.000	100.000
**D	ALLIANZGI FONDS WERT	0	7.200	7.200
**D	ALLIANZGI FONDS TSE	0	10.000	10.000
**D	ALLIANZGI FONDS DIN	0	20.000	20.000
**D	ALLIANZGI FONDS SCHLUCCO	0	57.000	57.000
**D	ALLIANZGI FONDS DFF DILLINGER PENSIONSF	0	147.298	147.298
**D	ALLIANZGI FONDS ALPEN	0	27.539	27.539
**D	ALLIANZGI FONDS GANO	0	5.937	5.937
**D	ALLIANZGI FONDS FIB	0	100.000	100.000
**D	ALLIANZGI FONDS AVF	0	8.940	8.940
**D	AGI FONDS GRILLPARZER	0	67.000	67.000
**D	DBI FONDS EBB	0	48.538	48.538
**D	ALLIANZGI FONDS TOR	0	45.732	45.732
**D	ALLIANZGI FONDS NICO	0	12.201	12.201
**D	ALLIANZGI FONDS MAV	0	37.610	37.610
**D	ALLIANZGI FONDS PGD	0	60.787	60.787
**D	ALLIANZGI FONDS DUNHILL	0	37.580	37.580
**D	ALLIANZGI FONDS VSEW	0	137.659	137.659
**D	ALLIANZGI FONDS SIV	0	16.991	16.991
**D	SUEWE COFONDS	0	200.000	200.000
**D	ALLIANZGI FONDS HNE	0	570.000	570.000
**D	ALLIANZGI FONDS AFE	0	488.030	488.030
**D	ALLIANZGI FONDS PF1	0	865.227	865.227
**D	ALLIANZGI FONDS PTV2	0	921.960	921.960
**D	HEZH COFONDS	0	14.000	14.000
**D	ALLIANZGI FONDS PF2	0	500.843	500.843
**D	AIRBUS INVEST FOR LIFE AKTIENFONDS 1	0	315.868	315.868
**D	ALLIANZGI FONDS PFALCO	0	484.216	484.216
**D	ALLIANZGI FONDS SVKK	0	13.392	13.392
**D	ALLIANZGI FONDS SHL	0	9.000	9.000
**D	CBP GROWTH	0	250.201	250.201

EB

778

LISTA ESITO DELLE VOTAZIONE
 Oggetto: Nomina dei componenti il Consiglio di Amministrazione

FAVOREVOLI alla LISTA 2

Badge	Ragione Sociale	Proprio	Delega	Totale
**D	KREBSHILFE 2 FONDS	0	28.348	28.348
**D	ALLIANZGI FONDS CAESAR	0	54.957	54.957
**D	AXA EURO DIVIDEND DBVL	0	113.618	113.618
**D	KWV AKTIEN FONDS 1	0	189.260	189.260
**D	AXA EURO DIVIDEND D	0	54.000	54.000
**D	AXA EURO DIVIDEND L	0	168.000	168.000
**D	HI R MASTER FONDS	0	48.579	48.579
**D	HI NSNPT BAP FONDS	0	13.834	13.834
**D	ALLIANZGI FONDS DPMS	0	37.339	37.339
**D	MASTERFONDS HTPT	0	410.614	410.614
**D	ALLIANZGI FONDS BREMEN	0	74.641	74.641
**D	MASTERFONDS BANTRUS	0	307.826	307.826
**D	HI BGM AR MASTERFONDS	0	100.467	100.467
**D	ALLIANZGI FONDS OB PENSION	0	86.400	86.400
**D	SDK K3 FONDS	0	30.210	30.210
**D	ALLIANZGI FONDS PENCABEV PENSIONS	0	48.771	48.771
**D	BORDE-UI-FONDS	0	160.000	160.000
**D	BOERDE-UI-FONDS	0	196.567	196.567
**D	ALLIANZGI FONDS OLB PENSIONEN	0	157.485	157.485
**D	PIR EQUITY AXA ASSICURAZIONI	0	383.715	383.715
**D	ZURICH INSURANCE PLC	0	1.116.724	1.116.724
**D	ZURICH VIDA COMP DE SEGUROS Y REASEG SA	0	30.795	30.795
**D	BNP PARIBAS FUND	0	26.509	26.509
**D	BPI GLOBAL INVESTMENT FUND	0	173.509	173.509
**D	GA FUND L	0	3.570.485	3.570.485
**D	ABERDEEN STANDARD SICAV I	0	50.306	50.306
**D	PICTET TR	0	16.700	16.700
**D	LA FRANCAISE LUX	0	8.458	8.458
**D	CAIXABANK GLOBAL SICAV	0	1.116.413	1.116.413
**D	CAIXABANK WEALTH SICAV	0	56.258	56.258
**D	BNP PARIBAS EASY	0	192.411	192.411
**D	URAM	0	492.924	492.924
**D	FONDAZIONE KOMA SIF	0	33.522	33.522
**D	FAM SERIES UCITS ICAV	0	35.340	35.340
**D	AXA INSURANCE DAC	0	40.152	40.152
**D	TORTOISE CAPITAL ADVISORS	0	486.207	486.207
**D	BPSS DUBLIN/RIVER AND MERCANTI	0	19.142	19.142
**D	WITAN INVESTMENT TRUST ELC	0	565.900	565.900
**D	AMERICAN HEART ASSOCIATION, INC	0	665.900	665.900
**D	BROOKFIELD GLOBAL LISTED INFRASTRUCTURE	0	80.500	80.500
**D	BROOKFIELD REAL ASSETS INCOME FUND INC	0	17.461	17.461
**D	BROOKFIELD REAL ASSETS SECURITIES FUND	0		
**D	BOSTON PARTNERS GLOBAL INVESTORS INC	0		

FEP

89

LISTA ESITO DELLE VOTAZIONE
 Oggetto: Nomina dei componenti il Consiglio di Amministrazione

FAVOREVOLI alla LISTA 2

Badge	Regione Sociale	Proprio	Delega	Totale
**D	BOSTON PARTNERS GLOBAL LONG SHORT FUND	0	147.096	147.096
**D	CARILLON CLARIVEST INTERNATIONAL STOCK F	0	31.388	31.388
**D	CATHOLIC COMMUNITY FOUNDATION OF MINNESO	0	13.947	13.947
**D	DUNHAM INTERNATIONAL STOCK FUND	0	201.825	201.825
**D	GUIDEMARK WORLD EX US FUND	0	52.665	52.665
**D	NATIONWIDE RISK BASED INTERNATIONAL EQUIT	0	38.368	38.368
**D	PRAXIS INTERNATIONAL INDEX FUND	0	125.271	125.271
**D	PUBLIC SCHOOL RETIREMENT SYSTEM OF THE C	0	19.500	19.500
**D	RELIANCE TRUST INSTITUTIONAL RETIREMENT	0	68.900	68.900
**D	RRMAS 2016 BUSINESS HOLDINGS LP	0	17.410	17.410
**D	BRKFLD GBL RMW SUBE INFSTR LP	0	32.200	32.200
**D	PACIFIC GLOBAL INTERNATIONALEQUITY INCOM	0	14.167	14.167
**D	WILSHIRE MUTUAL FUNDS INC - WILSHIR	0	165.802	165.802
**D	ROCKEFELLER EQUITY ALLOCATION FUND	0	242.200	242.200
**D	GLOBAL CLEAN EQUITY FUND	0	5.710	5.710
**D	HEITMAN GLOBAL PRIMES INFRASTRUCTURE SEED INVESTORS LLC	0	3.033	3.033
**D	STANDARD LIFE WEALTH INTERNATIONAL LTD	0	119.883	119.883
**D	BNPDSJ ACO SLW OFF GL EQ FD	0	82.380	82.380
**D	BNPDSJ ACO SLW OFF BRIDGE FD	0	166.052	166.052
**D	STANDARD LIFE WEALTH INTERNATIONAL	0	487.770	487.770
**D	STANDARD LIFE INVESTMENTS	0	9.273	9.273
**D	BPSS JERSEY/SARASIN PARTNERS LLP	0	610.291	610.291
**D	SARASIN AND PARTNERS LLP CLIEN	0	25.838	25.838
**D	ENHANCED INDEX INTERNATIONAL SHARE FUND	0	251.939	251.939
**D	AUSTRALIAN CATHOLIC SUPERAN RETIREM FUND	0	101.952	101.952
**D	LEGALSUPER	0	240.374	240.374
**D	MERCER UNHEDGED OVERSEAS SHARES TRUST	0	174.493	174.493
**D	MERCER UNHEDGED OVERSEAS SHARES TRUST	0	88.000	88.000
**D	AMP INTERNATIONAL EQUITY INDEX FUND HEDG	0	980.909	980.909
**D	AMP CAP UNHEDGED GL SBS MULTI MAN FUND	0	40.694	40.694
**D	IPAC SPEC INV STR INT SHARESTRATEGY NO 1	0	329.441	329.441
**D	IPAC SPEC INV STR INT SHARESTRATEGY NO 1	0	43.430	43.430
**D	IPAC SPEC INV STR INT SHARE STR NO 9	0	77.698	77.698
**D	UNISUPER	0	595.769	595.769
**D	WHOLESALE UNIT TRUST GL. INFRASTRUCTURE F	0	68.539	68.539
**D	AMP CAPITAL GLOBAL QUALITY FUND	0	33.130	33.130
**D	WHOLESALE UNIT TRU MSCI GLOB IND SHAR FU	0	46.627	46.627
**D	WHOLESALE UNIT TRUST GLOBAL SHARES F 4	0	307.517	307.517
**D	AMP CAPITAL SPEC INTERN SHARE FUND	0	320.562	320.562
**D	STRATEGIC INTERNATIONAL EQUITY FUND	0	119.047	119.047
**D	KIWI INVEST MAN WHOLESALE CORE GLOBAL FD	0	154.224	154.224
**D	WHOLESALE INTERNATIONAL CORE EQUITIES	0	30.120	30.120
**D	BPSS SYDNEY/WHOLESALE UNIT TRUST GLOBAL SHARES FUND 1	0	311.540	311.540

ER

FRO

LISTA ESITO DELLE VOTAZIONE
 Oggetto: Nomina dei componenti il Consiglio di Amministrazione

FAVOREVOLI alla LISTA 2

Badge	Ragione Sociale	Proprio	Delega	Totale
**D	AMP LIFE INTERNATIONAL EQUITIES FUND	0	157.043	157.043
**D	BNZ WHOLESALM INTERN EQUITIES INDEX FUND	0	94.793	94.793
**D	MULTIMIX WHOLESALM INT SHARES TRUST	0	117.463	117.463
**D	BDF-FONDS E ACT. EUROP.	0	160.000	160.000
**D	FCP FIAO	0	1.181.454	1.181.454
**D	FCP LF AMLEAGUE EURO 45 128 BOULEVA	0	100.764	100.764
**D	FCPE BDF FONDS S SOLIDAIRE	0	35.491	35.491
**D	FCP BNP PARIBAS ACTIONS RENDEMENT	0	514.745	514.745
**D	CARDIF ASSURANCE VIE	0	8.106.477	8.106.477
**D	FCP CAMGESTION RENDACTIS	0	568.013	568.013
**D	FCPE HORIZON EF. ACTION	0	66.760	66.760
**D	CARDIF ASSURANCES RISQUES DIVERS	0	102.671	102.671
**D	FCP CAMGEST VALEURS EURO	0	430.076	430.076
**D	CARDIF LUX VIE	0	673.706	673.706
**D	ORANO CYCLE	0	3.800.000	3.800.000
**D	CALCIUM QUANT	0	354.629	354.629
**D	SODIUM 1	0	752.976	752.976
**D	FCP LITHIUM RENDEMENT	0	925.326	925.326
**D	MAIF INVEST RESPO EUROPE	0	414.021	414.021
**D	FCPE HARMONY	0	58.549	58.549
**D	LFP MULTI TRENDS	0	43.844	43.844
**D	LA FRANCAISE INFLECTION POINT ACTION EUR	0	318.394	318.394
**D	BNP EURO VALEURS DURAB	0	240.035	240.035
**D	LESAFFRE EQUILIBRE RESPONS SOLIDAIR	0	93.437	93.437
**D	FCPE GPE FMC FCE DIV BNP	0	34.092	34.092
**D	FCPE FONDS BOEHRINGER	0	114.401	114.401
**D	FCPE LIMACTIF	0	79.045	79.045
**D	FCP NATIO-FONDS COLLINE 1	0	3.151.028	3.151.028
**D	AXA INDICE EURO	0	574.879	574.879
**D	AGIPI MONDE DURABLE	0	292.647	292.647
**D	AXA AA DIVERSIFIE INDICIEL 1	0	503.187	503.187
**D	MULTIPAR SOLIDAIRE DYNA SR	0	1.840.324	1.840.324
**D	FCPE MULTIPAR EO. SOC. RES	0	747.291	747.291
**D	FCPE MULTIPAR ACTS SR	0	1.075.074	1.075.074
**D	BNP PARIBAS ACT EUR RESP	0	234.736	234.736
**D	FCP FCE INVEST EURO	0	2.661.053	2.661.053
**D	FCP FRANCE INVEST. INTER	0	885.224	885.224
**D	FCP NF COLLINES INVEST 3	0	1.896.540	1.896.540
**D	FCP ALM ACTIONS EURO	0	3.213.273	3.213.273
**D	FONDS DIVERSIFIE TEL 1 1 BOULEVARD	0	28.773	28.773
**D	FCP ALM ACT ZONE EUR ISR	0	5.550.000	5.550.000
**D	FCP AG2R LA MONDIALE ACT EUROPE ISR	0	500.000	500.000
**D	FCP CNP ACTIONS EMU UBS	0	1.249.652	1.249.652

89

781

LISTA ESITO DELLE VOTAZIONE
 Oggetto: Nomina dei componenti il Consiglio di Amministrazione

FAVOREVOLI alla LISTA 2

Badge	Ragione Sociale	Proprio	Delega	Totale
**D	FCPE SAUR EPARGNE	0	139.570	139.570
**D	FCPE EPARGNE EUROPE DYNAMIQUE	0	210.132	210.132
**D	ROSENBERG EUROBL0C	0	637.821	637.821
**D	FCP SAKKARAH 4	0	159.141	159.141
**D	FCP IRCOM RETRAITE DIVERSIFIE	0	80.650	80.650
**D	LM HARMONY	0	11.376	11.376
**D	FCP KLESIA K ACTIONS EURO	0	23.549	23.549
**D	KEMPEN EUROPEAN HIGH DIVIDEND FUND N.V.	0	1.371.390	1.371.390
**D	KEMPEN CAPITAL MANAGEMENT N V	0	1.713.175	1.713.175
**D	STICHT BEDRIJFST FONDS VOOR DE MEDIA PNO	0	678.278	678.278
**D	KLESIA LF ACTIONS EURO	0	1.046	1.046
**D	BNP PARIBAS EQUITY - FOCUS ITALIA	0	156.823	156.823
**D	STICHTING AHOLD DELHAIZE PENSIOEN	0	641.034	641.034
**D	FCP KLESIA K RETRAITE EURO	0	2.050.192	2.050.192
**D	FCP IRCOM RETRAITE DIVERSIFIE	0	284.556	284.556
**D	FCP SAKKARAH 2	0	130.013	130.013
**D	LFAML INDEXALPHA	0	203.610	203.610
**D	FPE ESG PLUS	0	2.515.623	2.515.623
**D	FCP FPI ESG	0	111.576	111.576
**D	FCP FPI ESG	0	1.468.125	1.468.125
**D	FCP FPI ESG PLUS	0	1.121.751	1.121.751
**D	FONDS DE RESERVE POUR LES RETRAIT	0	2.575.035	2.575.035
**D	FONDS DE RESERVE POUR LES RETRAITES	0	1.912.998	1.912.998
**D	FCP VILLIERS ACTIONS EUROPE SYST	0	1.048.555	1.048.555
**D	FCP ERAFF ACT EURL AMUND	0	1.100.579	1.100.579
**D	JANUS HENDERSON ADAPTIVE GLOBAL ALLOCATI	0	592	592
**D	JANUS HENDERSON INTERNATIONAL MANAGED VO	0	143.555	143.555
**D	WORLD TRADE ORGANIZATION PENSION PLAN	0	76.578	76.578
**D	PICTET CH INSTITUTIONAL - EUROPEAN	0	585.689	585.689
**D	CAPACITY FONDS INSTITUTIONNEL-ACTIONS ETRANGERES PIB	0	73.500	73.500
**D	CAPACITY FONDS INSTITUTIONNEL ACTIONS ETRANGERES	0	169.879	169.879
**D	TURICUM AKTIEN UND IMMOBILIENWERTSCHRIEF	0	519.457	519.457
**D	RP FONDS INSTITUTIONNEL ACTIONS MAR EMER	0	507.933	507.933
**D	MIGROS PENSIONKASSE	0	29.355	29.355
**D	RAIFFEISEN INDEX FONDS EURO STOXX 50	0	145.514	145.514
**D	SWISS LIFE LUXEMBOURG SA	0	475.720	475.720
**D	PICTET CH-GLOBAL EQUITIES	0	92.131	92.131
**D	PICTET GLOBAL SELECTION FUND - GLOB	0	62.405.479	62.405.479
**D	PICTET GLOBAL SELECTION FUND	0	3.009.135	3.009.135
**D	FICTET - MULTI ASSET GLOBAL	0	130.163	130.163
**D	QUABRO CAPITAL FUNDS (LUX)	0	364.562	364.562
**D	PICTET CLEAN ENERGY	0	5.773.381	5.773.381
**D	PICTET - GLOBAL MEGATREND SELECTION	0	5.642.023	5.642.023

LISTA ESITO DELLE VOTAZIONE
 Oggetto: Nomina dei componenti il Consiglio di Amministrazione

FAVOREVOLI alla LISTA 2

Badge	Ragione Sociale	Proprio	Delega	Totale
**D	PICTET-EUROLAND INDEX	0	436.391	436.391
**D	PICTET-EUROPE INDEX	0	1.455.974	1.455.974
**D	WORLD EQUITY ACTIVE MOTHER FUND	0	31.718	31.718
**D	INDEX MOTHER FUND EURO AREA EQUITY	0	65.778	65.778
**D	DL INTERNATIONAL RESEARCH OPEN MOTHER FD	0	1.421.994	1.421.994
**D	GLOBAL HIGH DIVIDEND EQUITY MOTHER FUND	0	634.700	634.700
**D	SHINKO GLOBAL EQUITY INDEX MOTHER FUND	0	4.268	4.268
**D	FOREIGN STOCK INDEX MOTHER FUND ONAL DEVELOPED COUNTRIES INDEX MOTHER FUNDD	0	258.734	258.734
**D	DAIWA PAN EUROPEAN HIGH DIVIDEND YIELD STOCK MOTHER FUND	0	62.990	62.990
**D	GIVI GLOBAL EQUITY FUND A SERIES TRUST OF GLOBAL MULTI STRATEGY	0	38.757	38.757
**D	DANSKE INVEST EUROPE HIGH DIVIDEND FUND	0	473.875	473.875
**D	DANSKE INVEST EUROPEAN EQUITY FUND	0	945.983	945.983
**D	AMF AKTIEFOND EUROPA C/O AMF FONDER AB	0	2.153.176	2.153.176
**D	AMF AKTIEFOND GLOBAL C/O AMF FONDER AB	0	1.372.202	1.372.202
**D	AMF BALANSFOND C/O AMF FONDER AB	0	331.405	331.405
**D	AMF AKTIEFOND VARLDEN C/O AMF FONDER AB	0	1.082.273	1.082.273
**D	KAPAN PENSIONER FORSAKINGSFORENING	0	518.730	518.730
**D	KAPIT PENSAM INVEST PSI 10 GLOBAL AKTIER	0	1.483.158	1.483.158
**D	KAPITFORENI INSTIT INVEST GLOBALE AKTIER	0	31.015	31.015
**D	INVESTERINGSFORENINGEN BANKINVEST EUROPA SMALL CAP AKTIER KL	0	238.213	238.213
**D	VELLIV, PENSION & LIVSFORSIKRING A/S	0	511.950	511.950
**D	VERDIPAPIRFONDET EQUINOR AKSJER EUROPA	0	92.000	92.000
**D	ROBECO CAPITAL GROWTH FUND	0	106.073	106.073
**D	ASR LEVENSVERZEKERING N.V.	0	493.988	493.988
**D	STICHTING DEPOSITARY ARG DEVELOPED	0	1.910.651	1.910.651
**D	STICHTING ASR BEWAARDER	0	48.949	48.949
**D	DEGROEF PETERCAM ASSET MANAGEMENT REPRESENTING ARGENTIA PENSIOENS PAAR FONDS DEFENSIVE	0	2.019.300	2.019.300
**D	DEGROEF PETERCAM ASSET MANAGEMENT REPRESENTING ERGO FUND	0	52.000	52.000
**D	EQUINOR PENSJON	0	530.000	530.000
**D	EQUINOR INSURANCE A S	0	110.000	110.000
**D	MOMENTUM INVESTMENT FUNDS SICAV-SIF	0	27.897	27.897
**D	STICHTING SHELL PENSIOENFONDS	0	1.653.927	1.653.927
**D	ROBECO UMBRELLA FUND I N.V.	0	238.968	238.968
**D	FUNDACAO CALOUSTE GULBENKIAN	0	21.034	21.034
**D	ARGENTA DP	0	1.149.700	1.149.700
**D	KEMPEN INTERNATIONAL FUNDS	0	560.900	560.900
**D	BLACKROCK INSTITUTIONAL POOLED FUNDS PLC	0	1.125.212	1.125.212
**D	KYBURG INSTITUTIONAL FUND - AKTIEN WELT	0	656.669	656.669
**D	BVK PERSONALVORSORGE DES KANTONS ZURICH	0	592.698	592.698
**D	PENSIONSKASSE SBB	0	323.124	323.124
**D	NFS LIMITED TRAFALGAR COURT ADMIRAL PARK ST. PETER PORT	0	1.046.687	1.046.687
**D	SHELL TRUST BERMUDA LTD AS TRUSTEE OF THE SHELL OVERSEAS CONTRIBUTORY PENSION FUND	0	739.355	739.355
**D	SHELL TRUST (BERMUDA) LIMITED AS TRUSTEE OF THE SHELL INTERNATIONAL PENSION FUND	0	97.795	97.795

87

703

LISTA ESITO DELLE VOTAZIONE
 Oggetto: Nomina dei componenti il Consiglio di Amministrazione

FAVOREVOLI alla LISTA 2

Badge	Ragione Sociale	Proprio	Delega	Totale
**D	NFS LIMITED TRAFALGAR COURT ADMIRAL PARK ST. PETER PORT	0	314.603	314.603
**D	DEKA INVESTMENT GMBH RE DEKA-BASIS	0	17.500	17.500
**D	DEKA INVESTMENT GMBH RE DEKA-DIVIDEND VA	0	1.040.000	1.040.000
**D	DEKA INVEST DEKA EURO STOXX 50 - UCITS	0	2.629.188	2.629.188
**D	DEKA INVESTMENT GMBH	0	132.282	132.282
**D	DEKA INVEST GMBH RE DEKA-BAV-FONDS	0	188.148	188.148
**D	DEKA INVEST. RE DEKA-DIVIDENDDISCOUNT	0	182.800	182.800
**D	DEKA INVESTMENT GMBH RE DEKASPEZIAL	0	170.000	170.000
**D	DEKA INVESTMENT GMBH RE NASPA-AKTIE	0	4.114.044	4.114.044
**D	DEKA INVESTMENT GMBH RE DEKA	0	1.407.000	1.407.000
**D	DEKA INVESTMENT GMBH RE PKBMF	0	48.350	48.350
**D	DEKA INVEST RE DEKA-EUROLAND BALANCE	0	2.024.050	2.024.050
**D	DEKA INVEST GMBH RE BALANCE DYNAMISCH	0	31.685	31.685
**D	DEKA INVESTMENT GMBH RE DEKA-BR 75	0	53.493	53.493
**D	DEKA INVEST GMBH RE DEKA-BR 85	0	243.443	243.443
**D	DEKA INVESTMENT GMBH RE DEKA-BR 100	0	960.000	960.000
**D	DEKA INVESTMENT GMBH RE DEKAFUTUR-CHANCE	0	120.010	120.010
**D	DEKA INVEST RE/DEKAFUTUR-WACHSTUM	0	49.700	49.700
**D	DEKA INVEST GMBH RE DEKA-NACHH KOM	0	6.860	6.860
**D	DEKA INVESTMENT GMBH RE DEKA-BR 35	0	270.428	270.428
**D	DEKA INVESTMENT GMBH RE DEKA-BR 55	0	143.759	143.759
**D	DEKA INVEST GMBH RE SIGMA PLUS BALANCED	0	24.198	24.198
**D	DEKA INVEST RE SIGMA PLUS KONSERVATIV	0	17.329	17.329
**D	DEKA INVEST GMBH RE DEKA MEGATRENDS	0	19.093	19.093
**D	DEKA INV GMBH RE DEKA EUROPA AKTN STRATE	0	290.000	290.000
**D	DEKA INV GMBH RE NUILL-FONDS	0	140.000	140.000
**D	DEKA INV GMBH R DEK MSCI WORLD UCITS ETF	0	8.000	8.000
**D	DEKA INVEST.GMBH RE BEROLINAREN DEKA	0	13.579	13.579
**D	DEKA INVEST DIVIDENDSTRATEGIE	0	29.520	29.520
**D	DEKA INVEST GMBH RE DEKA-PB DEFENSIV	0	11.500.000	11.500.000
**D	DEKA INVESTGMBH RE MSCI EUROPE LC UCITS	0	14.914	14.914
**D	DEKA INV. GMBH DEKA MSCI EUROPE UCITS ET	0	43.504	43.504
**D	DEKA INV. GMBH RE DEKA ST.EUR.50 UCI ETF	0	404.971	404.971
**D	H.E.S.T. AUSTRALIA LIMITED	0	64.307	64.307
**D	MINE SUPERANNUATION FUND	0	423.791	423.791
**D	LGIA SUPER TRUSTEE AS TRUSTEE FOR LGIA	0	378.651	378.651
**D	VANGUARD INTERNATIONAL SHARE INDEX FUND	0	411.351	411.351
**D	VANGUARD INTERNATIONAL SHARE INDEX FUND	0	215.960	215.960
**D	CONSTRUCTION AND BUILDING UNIONS SUPER F	0	2.450.143	2.450.143
**D	AUSTRALIANSUPER	0	707.670	707.670
**D	SAS TRUSTEE CORPORATION POOLED FUND	0	12.061	12.061
**D	NEW YORK STATE COMMON RETIREMENT FUND	0	402.840	402.840
**D		0	7.379.754	7.379.754

EA

784

LISTA ESITO DELLE VOTAZIONE
 Oggetto: Nomina dei componenti il Consiglio di Amministrazione

FAVOREVOLI alla LISTA 2

Badge	Ragione Sociale	Proprio	Delega	Totale
**D	UBS ASSET MANAGEMENT LIFE LTD	0	4.072.560	4.072.560
**D	LUCRF PTY LTD FOR THE LABOUR UNION CO-OPERATIVE RETIREMENT FUND	0	41.206	41.206
**D	OPTIMIX WHOLESale GLOBAL SHARE TRUST	0	207.400	207.400
**D	BANCO CENTRAL DE TIMOR-LESTE (BCTL)	0	616.133	616.133
**D	CONNECTICUT GENERAL LIFE INSURANCE COMPANY	0	99.518	99.518
**D	STANDARD CHARTERED BANK HONG KONG RETIRE	0	22.246	22.246
**D	JPMORGAN CHASE BANK - PB - UNITED STATES TRUSTS	0	15.985	15.985
**D	COMMINGLED PENSION TRUST FUND (INTERNATIONAL ADVANTAGE) OF JPMORGAN CHASE BANK	0	266.444	266.444
**D	ROCKEFELLER & CO., INC	0	1.717.344	1.717.344
**D	BANCO CENTRAL DE TIMOR-LESTE (BCTL)	0	563.611	563.611
**D	TELSTRA SUPERANNUATION SCHEME	0	49.989	49.989
**D	JEFFREY LLC	0	13.137	13.137
**D	CTIVP - LAZARD INTERNATIONAL EQUITY ADVANTAGE FUND	0	6.321.550	6.321.550
**D	JPMORGAN GLOBAL MACRO OPPORTUNITIES FUND	0	104.065	104.065
**D	COMMING PENS TR FU EU DYN HED EQ O JPM N	0	555.754	555.754
**D	JPMORGAN CHASE BANK - PB - CANADA P	0	28.648	28.648
**D	BANK OF MAURITIUS	0	57.254	57.254
**D	ANZ WHOLESale INTERN.SHARE NO. 1 FUND	0	24.932	24.932
**D	BRUNEL SHELL RETIREMENT BENEFIT FUND	0	12.612	12.612
**D	JPMORGAN GLOBAL CORE REAL ASSETS LIMITED	0	16.683	16.683
**D	TCORPIM INTERNATIONAL SHARE (UNHEDED) F	0	90.533	90.533
**D	ANZ PRIVATE GLOBAL EQUITIES TRUST	0	126.400	126.400
**D	THE BOEING COMPANY EMPLOYEE RETIREMENT P	0	1.150.334	1.150.334
**D	THE BOEING COMPANY EMPLOYEE RETIREMENT P	0	805.510	805.510
**D	DEKA INVEST GMEH RE A-VSA-FONDS	0	112.743	112.743
**D	BLACKROCK INTERNATIONAL ALPHA TILTS FUND	0	20.389	20.389
**D	ISHARES ALLCOUNTRY EQUITY INDEX FUND	0	33.668	33.668
**D	JPMORGAN SAR EUROPEAN FUND 50/F	0	1.057.899	1.057.899
**D	BLACKROCK FISSON INDEXED INTL EQUITY FD	0	137.193	137.193
**D	CHINA LIFE INSURANCE (GROUP) COMPANY	0	6.220	6.220
**D	SUPERANNUATION FUNDS MANAGEMENT COR	0	126.000	126.000
**D	ADVANCE INTERNATIONAL SHARE INDEX FUND	0	667.619	667.619
**D	ANZ WHOLESale INTERNATIONAL SHARE NO. 3 FU	0	908.600	908.600
**D	ONEPATH GLOB SHARES LARGE CAP UNHED IN P	0	667.905	667.905
**D	CHINA LIFE INSURANCE COMPANY LIMITED	0	93.900	93.900
**D	ACCIDENT COMPENSATION CORPORATION	0	862.082	862.082
**D	TELSTRA SUPERANNUATION SCHEME	0	644.992	644.992
**D	IBW PERSONAL PENSION PLAN TRUST	0	420.984	420.984
**D	MTBJ DAIDO LIFE FOREIGN EQUITY MOTHER FD	0	32.533	32.533
**D	ISHARES WHOLESale SCREENED INT EQ IND F	0	52.625	52.625
**D	SUPERANNUATION FUNDS MANAGEMENT CORPORAT	0	61.001	61.001
**D	SUPERANNUATION FUNDS MANAGEMENT CORP	0	13.231	13.231
**D	TCORPIM INTERNATIONAL SHARE (UNHEDED) F	0	386.086	386.086

785

84

LISTA ESITO DELLE VOTAZIONE

Oggetto: Nomina dei componenti il Consiglio di Amministrazione

FAVOREVOLI alla LISTA 2

Badge	Regione Sociale	Proprio	Delega	Totale
**D	WSSP INTERNATIONAL EQUITIES TRUST	0	362.672	362.672
**D	BT WHOLESAL MULTI MANAG INTL SHARE FUND	0	95.831	95.831
**D	KOOKMIN BANK ACTING AS TRUSTEE OF KIM PRIVATE NOBLE CLASS GLOBAL EQUITY MASTER INVESTMENT TRUST	0	18.971	18.971
**D	JF MORGAN CHASE RETIREMENT PLAN	0	230.801	230.801
**D	QANTAS SUPERANN. LTD ATF QANTAS SUP.PLAN	0	464.025	464.025
**D	ISHARES WHOLESAL INTERN EQ INDEX FUND	0	546.460	546.460
**D	DEKA INV GMBH RE DONAU-LCR-FUNDMASTER	0	129.943	129.943
**D	SUPER FUNDS MANAG CORP SOUTH AUSTRALIA	0	1.071.069	1.071.069
**D	JPMORGAN LIFE LIMITED	0	12.546	12.546
**D	LEM PERSONAL PENSION PLAN TRUST	0	56.611	56.611
**D	JPMORGAN FUND III ICVC-JPM DIVERSIFIED GROWTH FUND	0	10.951	10.951
**D	UBS FTSE RAFI DEVELOPED 1000 INDEX FUND	0	63.484	63.484
**D	JPMORGAN MULTI ASSET TRUST PLC	0	165.452	165.452
**D	RETIREMENT INCOME PLAN OF SAUDI ARABIAN OIL COMPANY	0	112.605	112.605
**D	NVIT INTERNATIONAL INDEX FUND	0	1.144.251	1.144.251
**D	FLEXSHAR.MORN.DEV.MARK.EX-US FAC.TILT IN	0	272.321	272.321
**D	SBC MASTER PENSION TRUST 208	0	194.331	194.331
**D	T ROME PRICE INTERNATIONAL EQUITY INDEX	0	568.905	568.905
**D	EQ ADVISORS TRUST EQ-GLOBAL EQUITY MANAG	0	322.812	322.812
**D	EQ ADV. TRUST AXA INTL.CORE MANAGED VOLA	0	411.344	411.344
**D	REYNOLDS AMERICAN DEFINED BENEFIT MASTER	0	161.566	161.566
**D	SOUTHERN COMPANY SYSTEM MASTER RETIREMEN	0	1.577.883	1.577.883
**D	MINISTRY OF ECONOMY AND FINANCE	0	85.193	85.193
**D	MINISTRY OF ECONOMY AND FINANCE	0	86.468	86.468
**D	MINISTRY OF ECONOMY AND FINANCE	0	437.925	437.925
**D	EQ ADVISORS TRUST-AXA INTL.VALUE MANAGED	0	667.601	667.601
**D	FLEXSHARES STOXX GLOBAL BROAD INFRASTRUC	0	6.005.846	6.005.846
**D	FLEXSHARES STOXX GLOBAL ESG IMPACT INDEX	0	16.739	16.739
**D	SBC MASTER PENSION TRUST	0	319.913	319.913
**D	MINISTRY OF ECONOMY AND FINANCE	0	4.285.087	4.285.087
**D	ABU DHABI RETIREMENT PENSIONS AND BENEFIT	0	168.909	168.909
**D	ASPIRIANT RISK MANAGED GLOBAL EQUITY FUN	0	53.211	53.211
**D	EQ ADVISORS TRUST - EQ/INTERNATIONAL MAN	0	1.156.238	1.156.238
**D	EQ ADVISORS TRUST - ATM INTERNATIONAL MA	0	838.742	838.742
**D	FLEXSHARES INTERNATIONAL QUALITY DIVIDEND DEFENSIVE INDEX FUND	0	68.192	68.192
**D	JNL/MELLON CAPITAL INTNAL INDEX FUND	0	932.702	932.702
**D	GOLDMAN SACHS TRUST - GOLDMAN SACHS ABSOLUTE RETURN TRACKER FUND	0	38.400	38.400
**D	GOLDMAN SACHS TRUST- GOLDMAN SACHS INTER	0	268.562	268.562
**D	PUBLIC EMPLOYEES RETIREMENT SYSTEM OF OHIO	0	5.202.128	5.202.128
**D	MTB GOVERNMENT PENSION INVESTMENT FUND 4	0	29.834.073	29.834.073
**D	THE MASTER TRUST BANK OF JAPAN LTD	0	9.362.051	9.362.051
**D	JPMORGAN FUND ICVC - JPM GLOBAL EQUITY I	0	113.520	113.520
**D	JPMORGAN FUND ICVC - JEM EUROPE FUND	0	325.704	325.704

EG

786

LISTA ESITO DELLE VOTAZIONE
 Oggetto: Nomina dei componenti il Consiglio di Amministrazione

FAVOREVOLI alla LISTA 2

Badge	Ragione Sociale	Proprio	Delega	Totale
**D	JPM EUROPE DYNAMIC (EX UK) FUND	0	1.609.200	1.609.200
**D	JPMORGAN FUND ICVC - JPM GLOBAL CONSUMER	0	3.274.548	3.274.548
**D	JPMORGAN LIFE LIMITED	0	241.483	241.483
**D	JPM FUND ICVC-JPM MULTI-ASSET INCOME FD	0	78.062	78.062
**D	JPMORGAN FUND ICVC - JPM EUROPE FUND	0	70.670	70.670
**D	SHELL PENSIONS TRUST LIMITED AS TRU	0	1.038.395	1.038.395
**D	HAMPshire COUNTY COUNCIL PENSION FUND	0	199.717	199.717
**D	JOHN LEWIS PARTNERSHIP TRUST FOR PENSION	0	1.170.202	1.170.202
**D	NATIONAL FARMERS UNION MUTUAL INSURANCE	0	237.171	237.171
**D	TFL PENSION FUND	0	1.546.579	1.546.579
**D	STICHTING PENSIOENFONDS MEDISCH SPECIALI	0	88.320	88.320
**D	THE BARCLAYS BANK UK RETIREMENT FUND	0	66.144	66.144
**D	THE MASTER TRUST BANK OF JAPAN, LTD. AS TRUSTEE FOR MUTB400045792	0	4.853.457	4.853.457
**D	VANGUARD TOTAL INTERNATIONAL STOCK INDEX	0	135.366.654	135.366.654
**D	VANGUARD FID COMPANY EUROPEAN STOCK INDE	0	382.960	382.960
**D	PRUDENTIAL LEGACY INSURANCE COMPANY NJ	0	429.892	429.892
**D	MTB FOR GOVERNMENT PENSION FD45828	0	4.348.059	4.348.059
**D	THE MASTER TRUST BANK OF JAPAN LTD	0	16.046.071	16.046.071
**D	HONG KONG EXPORT CREDIT INSURANCE CORFOR	0	8.564	8.564
**D	GOVERNMENT SUPERANNUATION FUND	0	312.372	312.372
**D	STATE OF CALI SAV PLUS PROG MASTER TRUST	0	8.852	8.852
**D	DEKA INTERNATIONAL S.A. RE HASPA MU	0	16.200	16.200
**D	INTERNATIONAL FUND MANAGEMENT S.A. RE STRATEGIECONCEPT VM BC	0	37.700	37.700
**D	DEKA VERMOEGENSMANAGEMENT GMBH RE KEPPLER	0	112.850	112.850
**D	DEKA INVEST RE DEKA TRUST BALANCED-FONDS	0	430.000	430.000
**D	DEKA INVEST RE DEKA TRUST BALANCED-FONDS	0	206.464	206.464
**D	DEKA A-DIM-WETZLAR-BALANCED-FONDS	0	27.900	27.900
**D	DEKA A-DIM-WETZLAR-FONDS	0	36.096	36.096
**D	DEKA INVESTMENT GMBH RE AUW-FONDS	0	28.135	28.135
**D	DEKA INVEST GMBH RE DEKA MULT ASS TOT RE	0	9.137	9.137
**D	DEKA A-DOR-FONDS	0	131.979	131.979
**D	DEKA INVEST RE INTER-ESSEN-FONDS	0	22.017	22.017
**D	DEKA INVESTMENT GMBH RE DOHAMUN-FONDS DER IHK ZU DORTMUND	0	1.807	1.807
**D	DEKA INVEST GMBH MULDENTAL FONDS	0	66.000	66.000
**D	DEKA INVESTMENT GMBH RE PENSIONS FONDS MA	0	22.279	22.279
**D	DEKA INVESTMENT GMBH RE BF MASTERFONDS	0	73.219	73.219
**D	DEKA A-BAD HERSFELD-FONDS	0	56.000	56.000
**D	DEKA INVESTMENT GMBH RE A-ABAL 91-FONDS	0	21.614	21.614
**D	DEKA INVESTMENT GMBH RE WI AKTIEN	0	63.718	63.718
**D	DEKA INV. GMBH RE ROLAND MASTERFONDS	0	68.405	68.405
**D	DEKA INV. A-BGL-FONDS	0	40.273	40.273
**D	DEKA INVESTMENT GMBH RE MV-FONDS	0	108.000	108.000
**D	DEKA INVESTMENT GMBH RE TBG FONDS	0	74.000	74.000

187

GH

LISTA ESITO DELLE VOTAZIONE
 Oggetto: Nomina dei componenti il Consiglio di Amministrazione

FAVOREVOLI alla LISTA 2

Badge	Ragione Sociale	Proprio	Delega	Totale
**D	INTERNATIONALE KAPITALSANLAGEGESELLSCHAFT	0	120.000	120.000
**D	DEKA INVE GMBH RE DEKA-PRIVATVORSORGE AS	0	250.000	250.000
**D	DEKA INVEST GMBH RE CHRISTOPHORUS FD	0	3.296	3.296
**D	DEKA INVEST GMBH RE AGR DENA	0	23.900	23.900
**D	DEKA INVESTMENT GMBH RE STADTBAMH-FONDS	0	6.302	6.302
**D	DEKA INVESTMENT GMBH RE DEKA-KSG-FONDS	0	31.564	31.564
**D	DEKA INVEST MAULBRONN-STROMBERG-FONDS	0	32.500	32.500
**D	DEKA INVEST REGIONALE-WUPPERTAL-FONDS	0	2.919	2.919
**D	DEKA INVEST GMBH RE DEKA-SBO-FONDS	0	9.616	9.616
**D	DEKA INVEST GMBH RE BODENSEE-FONDS	0	5.000	5.000
**D	DEKA INVESTMENT GMBH RE DEKA-BR 20	0	2.078	2.078
**D	DEKA INVESTMENT GMBH RE VER 03-FONDS	0	16.802	16.802
**D	DEKA INVEST RE KOMMUNAL-TUT-BALANCED -FO	0	34.500	34.500
**D	DEKA INVESTMENT GMBH RE A-AMISIA-FONDS	0	90.000	90.000
**D	DEKA INVESTMENT GMBH RE A-ASD-FONDS	0	39.300	39.300
**D	DEKA INVESTMENT GMBH RE A-KSK FULDA-FOND	0	64.100	64.100
**D	DEKA INVEST. A-NORDHAUSEN 2-FONDS	0	200.188	200.188
**D	DEKA INVEST.GMBH RE HUPPERTZ GLOBAL	0	2.248	2.248
**D	DEKA INVESTMENT GMBH RE A WITTRING LCR F	0	8.150	8.150
**D	DEKA INVESTMENT GMBH RE S BROKER 1 FONDS	0	12.000	12.000
**D	DEKA INVESTMENT GMBH RE A-SKGO-FONDS	0	8.500	8.500
**D	DEKA INVESTMENT GMBH RE LANDSBERG-FONDS	0	62.600	62.600
**D	DEKA INVEST GMBH RE PRHL 1-FONDS	0	20.000	20.000
**D	DEKA INVESTME GMBH RE CHRONOS FUNDMASTER	0	110.000	110.000
**D	DEKA INVESTMENT GMBH RE WI DISCOUNT	0	1.155.000	1.155.000
**D	DEKA INVESTM GMBH RE A-HECKER-FONDS I	0	163.000	163.000
**D	SUEBIA FONDS	0	682.452	682.452
**D	BMW AG	0	94.987	94.987
**D	EPS	0	149.711	149.711
**D	OB 2	0	259.332	259.332
**D	VGW POOLFONDS PAI	0	425.253	425.253
**D	DEKA VALUE PLUS	0	576.820	576.820
**D	ALLIANZGI-FONDS DSPT	0	446.141	446.141
**D	RAGS-FUNDMASTER	0	136.061	136.061
**D	VGW POOLFONDS VOL AG I	0	318.493	318.493
**D	ARTEMIS INSTITUTIONAL GLOBAL CAPITAL FUN	0	118.037	118.037
**D	THE MASTER TRUST BANK OF JAPAN LTD	0	4.538.628	4.538.628
**D	UI-E	0	212.510	212.510
**D	NATIONAL PENSION INSURANCE FUND	0	129.639	129.639
**D	NATIONWIDE BALLARD INTERNATIONAL EQUIT F	0	150.000	150.000
**D	NATIONWIDE INTERNATIONAL INDEX FUND	0	727.837	727.837
**D	JPMORGAN EUROPEAN INVESTMENT TRUST FLC	0	737.308	737.308
**D	INTERNATIONAL FUND MANAGEMENT S.A. RE GLO	0	63.000	63.000

87

788

LISTA ESITO DELLE VOTAZIONE
 Oggetto: Nomina dei componenti il Consiglio di Amministrazione

FAVOREVOLI alla LISTA 2

Badge	Regione Sociale	Proprio	Delega	Totale
**D	INTERNATIONAL FUND MANAGEMENT S.A. RE IFM	0	427.000	427.000
**D	INTERNATIONAL FUND MANAGEMENT S.A. RE IF	0	3.500.000	3.500.000
**D	DEKA INTERNATIONAL S.A. RE DEKA-EUROPAVA	0	146.208	146.208
**D	DEKA INTL S.A. GLOBALE AKTIEN LOWRISK	0	1.765.037	1.765.037
**D	DEKA INTERNATIONAL S.A. RE DEKALUX-EUROPA	0	700.000	700.000
**D	DEKA INTERNATIONAL S.A. RE DEKAMULTI ASSET'ERTRAG	0	2.291.783	2.291.783
**D	INTERNATIONAL FUND MANAGEMENT S.A.	0	23.535	23.535
**D	DEKA INTERNATIONAL S.A. RE DEKA-EURO PAGARANT	0	272.179	272.179
**D	EQ ADVISORS TRUST - 1290 VT SMARTBETA EQ	0	10.720	10.720
**D	JNL/BLACKROCK GLOBAL ALLOCATION FUND	0	2.863.996	2.863.996
**D	JNL BLACKROCK ADVANTAGE INTERNATIONAL FU	0	13.446	13.446
**D	EQ ADVISORS TR EQ TEMPLE GLOB EQ M VO P	0	75.362	75.362
**D	BOILERMAKERS NATIONAL ANNUITY TRUST	0	94.702	94.702
**D	T. ROME PRICE GLOBAL EQUITY FUND	0	8.823	8.823
**D	VANTAGE TRUST III MAST COLLECT INVE FU TR	0	540.339	540.339
**D	THE MASTER TRUST BANK OF JAPAN LTD	0	4.933	4.933
**D	BBP INKA	0	99.418	99.418
**D	THE NATIONAL FARMERS UNION MUTUAL INS LINK PEN	0	75.110	75.110
**D	THE MASTER TRUST BANK OF JAPAN LTD	0	605.155	605.155
**D	THE MASTER TRUST BANK OF JAPAN LTD	0	282.161	282.161
**D	BUREAU OF LABOR FUNDS- LABOR PENSION FUND	0	1.448.790	1.448.790
**D	BUREAU OF LABOR FUNDS- LABOR PENSION FUND	0	903.577	903.577
**D	BUREAU OF LABOR FUNDS-LABOR RETI FUND	0	157.648	157.648
**D	BUREAU OF LABOR FUNDS-LABOR RETI FUND	0	92.701	92.701
**D	BUREAU OF LABOR FUNDS-LABOR INSURANCE FU	0	80.014	80.014
**D	BUREAU OF LABOR FUNDS - LABOR RETIREMENT FUND	0	18.638	18.638
**D	BUREAU OF LABOR FUNDS- LABOR PENSION FUND	0	58.713	58.713
**D	BUREAU OF LABOR FUNDS- LABOR PENSION FUND	0	23.375	23.375
**D	BUREAU OF LABOR FUNDS-LABOR INSURANCE FU	0	5.197.739	5.197.739
**D	NEW YORK STATE COMMON RETIREMENT FUND	0	4.417.278	4.417.278
**D	MISSOURI EDUCATION PENSION TRUST	0	342.833	342.833
**D	STATE OF WYOMING	0	455.278	455.278
**D	ARTEMIS GLOBAL EQUITY INCOME FUND	0	2.197.126	2.197.126
**D	ARTEMIS EUROPEAN GROWTH FUND	0	1.104.400	1.104.400
**D	AKA ROSENBERG EUROPEAN FUND	0	23.730	23.730
**D	BLACKROCK MULTI-ASSET INC.PORIF.OF BLACK	0	1.444.940	1.444.940
**D	BLACKROCK INTERNATIONAL INDEX V.I.FUND OF BLACKROCK VARIABLE SERIES FUNDS INC.	0	103.512	103.512
**D	BLACKROCK INTERNATIONAL INDEX V.I.FUND OF BLACKROCK VARIABLE SERIES FUNDS INC.	0	137.132	137.132
**D	THE MASTER TRUST BANK OF JAPAN LTD	0	5.913	5.913
**D	THE MASTER TRUST BANK OF JAPAN LTD	0	3.597.991	3.597.991
**D	THE MASTER TRUST BANK OF JAPAN LTD	0	16.183.903	16.183.903
**D	BLACKROCK INSTITUTIONAL TRUST COMPA	0	58.770.455	58.770.455
**D	BLACKR INS T COMP NA INV F FOR EMP BEN T	0	1.960.964	1.960.964
**D	BLACKROCK MSCI EAFE EQUITY INDEX NON-LENDABLE FUND	0	1.960.964	1.960.964

GA

78P

LISTA ESITO DELLE VOTAZIONE
 Oggetto: Nomina dei componenti il Consiglio di Amministrazione

FAVOREVOLI alla LISTA 2

Badge	Ragione Sociale	Proprio	Delega	Totale
**D	TRUST AND CUSTODY SERVICES BANK, LTD. AS TRUSTEE FOR MATHS AS TRUSTEE FOR MATHS INTERNATIONAL EQUITY INDEX MOTHER FUND	61.695		0
**D	TRUST AND CUSTODY SERVICES BANK LIMITED	0	693.341	693.341
**D	VFTC INST TOTAL INT STOCK MARKET IND TRU	0	3.644.797	3.644.797
**D	WASHINGTON STATE INVESTMENT BOARD	0	5.530.259	5.530.259
**D	BLACKROCK MSCI EMU IMI INDEX FD B (EMUIM	0	6.670	6.670
**D	MSCI WORLD EQUITY ESG SCREENED INDE	0	1.039.964	1.039.964
**D	MSCI EUROPE EQUITY INDEX FUND B (EU	0	6.728.595	6.728.595
**D	MSCI ACWI EX-U.S. IMI INDEX FUND B2	0	489.235	489.235
**D	MSCI EUROPE EQUITY ESG SCREENED INDEX FUND B	0	8.835	8.835
**D	EUROPE EQUITY INDEX ESG SCREENED FU	0	517.658	517.658
**D	EUROPE EX-UK ALPHA TILTS ESG SCREEN	0	46.687	46.687
**D	INTERNATIONAL ALPHA TILTS FUND B (I	0	193.432	193.432
**D	GLOBAL EX US ALPHA TILTS FUND B	0	38.819	38.819
**D	JPMORGAN GLOBAL RESEARCH ENHANCED IND FU	0	890.992	890.992
**D	JPMORGAN GLOBAL ALLOCATION FUND	0	539.940	539.940
**D	JPMORGAN EUROPE DYNAMIC FUND	0	1.413.470	1.413.470
**D	JPMORGAN INCOME BUILDER FUND	0	2.088.367	2.088.367
**D	JPMORGAN DIVERSIFIED RETURN GLOB EQ ETF	0	25.889	25.889
**D	JPMORGAN INSURANCE TRUST GLOBAL ALLOC PO	0	12.172	12.172
**D	JPMORGAN INSURANCE TRUST INCOME BUILD PO	0	14.000	14.000
**D	JPMORGAN DIVERSIFIED RETURN EUROPE EQUITY ETF	0	7.631	7.631
**D	JPMORGAN DIVERSIF RETURN INTERNAT EQ ETF	0	103.113	103.113
**D	JPMORGAN INTERNATIONAL ADVANTAGE FUND	0	566.410	566.410
**D	JPMORGAN INTERNAT.RESEARCH ENHANCED EQUI	0	8.450.245	8.450.245
**D	JPMORGAN MACRO OPPORTUNITIES FUND	0	28.814	28.814
**D	JPMORGAN BETABUILDERS INTERNATIONAL	0	25.505	25.505
**D	JPMORGAN BETABUILDERS EUROPE ETF	0	2.321.720	2.321.720
**D	THRIFT SAVINGS PLAN	0	28.239.959	28.239.959
**D	CDN MSCI EAFE MINIMUM VOLATILITY INDEX F	0	11.464	11.464
**D	BLACKROCK CDN MSCI EAFE EQUITY INDEX FUN	0	3.628.989	3.628.989
**D	BLACKROCK CDN MSCI EAFE INDEX PLUS FUND	0	63.073	63.073
**D	BLACKROCK CDN WORLD INDEX FUND	0	420.667	420.667
**D	STICHTING PENSIOENFONDS VOOR HUISARTSEN	0	269.468	269.468
**D	JPMORGAN FUND ICVC - JPM GLOBAL RESEARCH ENHANCED INDEX EQUITY FUND	0	82.117	82.117
**D	JPMORGAN INTERNATIONAL HEDGED EQUITY FUN	0	102.001	102.001
**D	COMMINGLED PENSION TR FUN INT OPPORTUNIT	0	2.350.905	2.350.905
**D	JPMORGAN DIVERSIFIED FUND	0	70.626	70.626
**D	COLUMBIA GLOBAL INFRASTRUCTURE FUND	0	806.744	806.744
**D	COLUMBIA CAPITAL ALLOCATION AGGRESSIVE P	0	4.214	4.214
**D	COLUMBIA CAPITAL ALLOCATION CONSERVAT PO	0	1.036	1.036
**D	COLUMBIA CAPITAL ALLOCATION MODERATE POR	0	5.100	5.100
**D	COLUMBIA CAPITAL ALLOCATION MODER AGG P	0	3.557	3.557

EM

FPO

LISTA ESITO DELLE VOTAZIONI

Oggetto: Nomina dei componenti il Consiglio di Amministrazione

FAVOREVOLI alla LISTA 2

Badge	Ragione Sociale	Proprio	Delega	Totale
**D	COLUMBIA CAPITAL ALLOCAT MODER CONSER PO	0	1.582	1.582
**D	1290 FUNDS - 1290 SMARTBETA EQUITY FUND	0	12.000	12.000
**D	AQR FUNDS - AQR INTERNATIONAL MULTI STYL	0	1.076.422	1.076.422
**D	DELTA MASTER TRUST	0	15.680	15.680
**D	PROVEDA GLOBAL EQUITY, LP	0	3.936	3.936
**D	MULTI-MANAGER INTERNATIONAL EQUITY STRATEGIES FUND	0	843.273	843.273
**D	EQ ADVISORS TRUST - EQ/WELLINGTON E	0	79.265	79.265
**D	U S STEEL CORPO REPRES RETIREES BENEF TR	0	11.658	11.658
**D	COMMINGLED PENSION TRUST FUND (GLOBAL OP	0	769.268	769.268
**D	STATE OF NEW MEXICO STATE INVEST COUNCIL	0	2.129.343	2.129.343
**D	COMMINGLED PENSION TRUST FUND (INTREPID INTERNATIONAL) OF JPMORGAN CHASE BANK	0	3.340.088	3.340.088
**D	KATHERINE C. MOORE CHARITABLE LEAD ANNUITY TRUST II	0	14.425	14.425
**D	INVESCO OPPENHEIMER GLOBAL MULTI-AS	0	23.714	23.714
**D	NEW YORK LIFE INSURANCE AND ANNUITY CO	0	30.104	30.104
**D	MULTI-MANAGER DIRECTIONAL ALTERNATIVE STRATEGIES FUND	0	50.766	50.766
**D	JPMORGAN INTERNATIONAL EQUITY PLUS FUND	0	26.887	26.887
**D	RETIREMENT PLAN FOR EMPLOYEES OF AETNA INC	0	275.266	275.266
**D	DUKE ENERGY RETIREMENT SAVINGS PLAN	0	463.700	463.700
**D	THE KATHERINE MOORE REVOCABLE TRUST	0	15.133	15.133
**D	JAB CONSOLIDATED LTD	0	1.426	1.426
**D	F.M.KIRBY TRUST DATED 1/3/75 FBO FRED M. KIRBY III	0	6.505	6.505
**D	FM KIRBY TRUST DTD 1/3/75 FBO S DILLARD KIRBY	0	8.853	8.853
**D	FM KIRBY DTD TRUST 1/3/75 FBO JEFFERSON W KIRBY	0	6.506	6.506
**D	OSHARES FTSE EUROPE QUALITY DIVIDEND ETF	0	58.168	58.168
**D	CHURCH COMMISSIONERS FOR ENGLAND	0	42.664	42.664
**D	NMMS-WIEQ-CNS ACCOUNT	0	9.200	9.200
**D	WIF-C S GBL LISTED INFRASTRUCTURE	0	87.189	87.189
**D	NMMS GLEQ GQG ACCOUNT	0	117.088	117.088
**D	NMMS GIEP NVN ACCOUNT	0	123.518	123.518
**D	NMMS WIEQ BRE ACCOUNT	0	24.400	24.400
**D	NMMS-WIEQ-NVN ACCOUNT	0	45.671	45.671
**D	DPAM EQUITIES L	0	321.007	321.007
**D	DPAM L	0	27.100	27.100
**D	DPAM CAPITAL B	0	673.965	673.965
**D	DPAM HORIZON B	0	51.250	51.250
**D	DPAM DBI-RDT B	0	332.156	332.156
**D	DPAM INVEST B	0	2.274.132	2.274.132
**D	I.I.SICAV INSTITUTIONNELLE DE DROIT BELGE	0	380.000	380.000
**D	BERNISCHE PENSIONSKASSE	0	1.101.026	1.101.026
**D	PRISMA FONDATION SUISSE D'INVESTISSEMENT PRISMA ESC WORLD EX-CH L.V.EQ. H	0	1.741	1.741
**D	MERRILL LYNCH PROFESSIONAL CLEARING CORP	0	265.297	265.297
**D	HELABA INVEST KAPITALANLAGESELLSCHAFT MBH	0	1.275.000	1.275.000
**D	BALOISE FUND INVEST (CH)-AKTIEN WELT EX SCHWEIZ PASSIV CREDIT SUISSE FUNDS AG	0	8.605	8.605

EF

FPA

LISTA ESITO DELLE VOTAZIONE

Oggetto: Nomina dei componenti il Consiglio di Amministrazione

FAVOREVOLI alla LISTA 2

Badge	Ragione Sociale	Proprio	Delega	Totale
**D	CREDIT SUISSE FUNDS AG ASAST AKTIEN AUSLAND MANDAT ALLIANZ GLOBAL INVESTORS	0	24.501	24.501
**D	CSIF (CH) III EQUITY WORLD EX CH VALUE WEIGHTED - PENSTON FUND CREDIT SUISSE FUNDS AG	0	49.626	49.626
**D	AXA VORSORGE FONDS II - EQUITIES GLOBAL MARKETS CREDIT SUISSE FUNDS AG	0	45.076	45.076
**D	SZKB STRATEGIEFONDS WACHSTUM CREDIT SUISSE FUNDS AG	0	40.698	40.698
**D	PK CSG WORLD EQUITY CREDIT SUISSE FUNDS AG	0	92.562	92.562
**D	SZKB STRATEGIEFONDS AUSGEMOGEN CREDIT SUISSE FUNDS AG	0	48.606	48.606
**D	SZKB STRATEGIEFONDS AUSGEMOGEN CREDIT SUISSE FUNDS AG	0	430.000	430.000
**D	MIGROS AST FONDS II AKTIEN AUSLAND CREDIT SUISSE FUNDS AG	0	715.392	715.392
**D	AXA VORSORGE FONDS - EQUITIES GLOBAL MARKETS III CREDIT SUISSE FUNDS AG	0	292.204	292.204
**D	PK CSG WORLD EQUITY CREDIT SUISSE FUNDS AG MANDAT SWISS ROCK	0	707.473	707.473
**D	CS INVESTMENT FUNDS 2 LUX EUROZONE ACTIVE OPPORTUNITIES EQ	0	822.241	822.241
**D	CSIF 2 CREDIT SUISSE (LUX) EUROPEAN DIVIDEND PLUS EQUITY FD	0	3.280.661	3.280.661
**D	CREDIT SUISSE INDEX FUND (LUX) - CSIF (LUX) EQUITY EMU	0	11.445	11.445
**D	CREDIT SUISSE INDEX FUND (LUX) - CSIF (LUX) EQUITY WORLD FACTOR MIX	0	665.000	665.000
**D	CS INVESTMENT FUNDS 2 - CREDIT SUISSE (LUX) INFRASTRUCTURE EQUITY FUND	0	2.870.014	2.870.014
**D	CREDIT SUISSE INDEX FUND (LUX) - CSIF (LUX) EQUITY EMU BLUE	0	26.622	26.622
**D	CREDIT SUISSE INDEX FUND (LUX) - CSIF (LUX) EQUITY EURO STOXX MULTI PREMIA	0	1.273.993	1.273.993
**D	CSIF (CH) EQUITY EMU CREDIT SUISSE FUNDS AG	0	32.359	32.359
**D	FINREON WORLD EQUITY ISOPRO (PENSION) CREDIT SUISSE FUNDS AG	0	969.400	969.400
**D	ACM VIE SA SEAR EURO	0	8.494.718	8.494.718
**D	ACM VIE SA FONDS GENERAL	0	1.975.105	1.975.105
**D	ACM MUT FONDS GENERAL	0	1.007.481	1.007.481
**D	ACM IARD SA	0	5.415.311	5.415.311
**D	BAYERNINVEST KAPITALVERWALTUNGSGESSELLSCHAFT MBH	0	100.324	100.324
**D	JAPAN TRUSTEE SERVICES BANK LTD	0	31.099.648	31.099.648
**D	FIDELITY FUNDS SICAV	0	824.496	824.496
**D	FIDELITY FUNDS SICAV	0	5.168.307	5.168.307
**D	NN (L)	0	813	813
**D	FIDELITY POC VALUE UNCONSTRAINED	0	976	976
**D	FIDELITY POC VALUE OPTIMIZED FACTOR	0	3.267	3.267
**D	FIL GENESIS LIMITED FIDELITY POC CLIMATE	0	17.157	17.157
**D	JAPAN TRUSTEE SERVICES BANK LTD	0	2.091.423	2.091.423
**D	FIDELITY SAL ST FIDELITY GLOBAL EX US IN	0	1.392.288	1.392.288
**D	FIDELITY SALEM STR T FID TOTAL INT IND F	0	66.350	66.350
**D	FIDELITY UCITS ICAV	0	32.160	32.160
**D	FIDELITY UCITS II ICAV	0	45.153	45.153
**D	VARIABLE INSURANCE PRODUCTS FUND II: INTERNATIONAL INDEX PORTFOLIO	0	502.209	502.209
**D	FIDELITY SALEM STREET TRUST: FIDELITY ZERO INTERNATIONAL INDEX FUND	0	71.271	71.271
**D	FIDELITY CONCORD STREET TRUST: FIDELITY SERIES INTERNATIONAL INDEX FUND	0	4.147.590	4.147.590
**D	SEI INSTIT INV TRUST WORLD EQUITY EX US FD WELLING	0	1.025.016	1.025.016
**D	ANIMA SGR SPA ANIMA SELEZIONE EUROPA	0	1.000.000	1.000.000
**D	ANIMA ALTO POTENZIALE ITALIA ANIMA SGR	0	386.200	386.200
**D	ANIMA SELEZIONE GLOBALE ANIMA SGR	0	1.337.306	1.337.306
**D	ANIMA ALTO POTENZIALE EUROPA ANIMA SGR S	0		

Flr

89

LISTA ESITO DELLE VOTAZIONE
 Oggetto: Nomina dei componenti il Consiglio di Amministrazione

FAVOREVOLI alla LISTA 2

Badge	Ragione Sociale	Proprio	Delega	Totale
**D	ANIMA SGR SPA - ANIMA VISCONTEO PLUS	0	796.923	796.923
**D	ANIMA SGR SPA	0	406.032	406.032
**D	ANIMA SGR SPA ANIMA CRESCITA ITALIA	0	1.342.320	1.342.320
**D	ANIMA ITALIA ANIMA SGR	0	3.291.034	3.291.034
**D	ANIMA VISCONTEO ANIMA SGR SPA	0	4.277.955	4.277.955
**D	ANIMA/ANIMA VAL.GLOBALE	0	733.500	733.500
**D	ANIMA SFORZESCO ANIMA SGR SPA	0	2.039.352	2.039.352
**D	ANIMA FONDO TRADING ANIMA SGR SPA	0	600.000	600.000
**D	ANIMA EUROFA ANIMA SGR SPA	0	548.354	548.354
**D	ANIMA SGR SPA ANIMA VESPUCCI	0	100.800	100.800
**D	ANIMA SGR SPA ANIMA MAGELLANO	0	488.500	488.500
**D	ALETTI GES OB ITA	0	300.000	300.000
**D	ALETTI GES OB EUR C	0	508.940	508.940
**D	ALETTI GES MT EUR	0	482.480	482.480
**D	ALETTI GES PR CED II	0	125.000	125.000
**D	ANIMA SGR SPA - GESTIELLE PRO ITALIA	0	163.207	163.207
**D	ALETTI GES ABS RE	0	20.151	20.151
**D	ALETTI GES C MT IV	0	390.852	390.852
**D	ALETTI GES C MT V	0	332.257	332.257
**D	ALETTI GES MALI	0	75.000	75.000
**D	ANIMA MEGATREND ANIMA SGR	0	26.640	26.640
**D	ANIMA PICPAC MAGELLANO 2022 ANIMA SGR	0	48.599	48.599
**D	ANIMA PICPAC VALORE GLOBALE 2022 ANIMA SGR	0	13.700	13.700
**D	ANIMA ESAGONO OBBL CORP ANIMA SGR	0	8.390	8.390
**D	ANIMA ESAGONO AZIONARIO GLOBALE ANIMA SGR	0	24.000	24.000
**D	DEAM FONDS ATZM	0	5.948.546	5.948.546
**D	JANUS HENDERSON HORIZON FUND	0	2.788.892	2.788.892
**D	EXANE FUNDS 2	0	7.628.875	7.628.875
**D	JANUS HENDERSON FUND	0	604.795	604.795
**D	FAM SERIES UCITS ICAV	0	2.532.172	2.532.172
**D	JANUS HENDERSON GLOBAL EQUITY INCOME FD	0	65.022	65.022
**D	JANUS HEND INSTIT EUROP INDEX OPP FUND	0	1.680.093	1.680.093
**D	JANUS HENDERSON EUROPEAN FOCUS FUND	0	5.968.344	5.968.344
**D	JANUS HENDERSON EUROPEAN SELECT OPFS FD	0	98.729	98.729
**D	JANUS HEND EUROPEAN ABSOLUTE RETURN FUND	0	528.326	528.326
**D	ENHANCED INDEX INTERNATIONAL SHARE FUND	0	101.568	101.568
**D	AMP CAP UNHEGGED GL SHS MULTI MAN FUND	0	228.920	228.920
**D	WHOLESALE GLOBAL EQUITY VALUE FUND	0	65.700	65.700
**D	JANUS HENDERSON GLOBAL EQUITY INCOME FUND	0	858.280	858.280
**D	MUTACTION 11	0	40.125	40.125
**D	AVIVA PATRIMOINE	0	7.236	7.236
**D	AVIVA DIVERSIFIE	0	36.891	36.891
**D	FCP AVIVA INVESTORS SELECTION	0		

793

EM

LISTA ESITO DELLE VOTAZIONE
 Oggetto: Nomina dei componenti il Consiglio di Amministrazione

FAVOREVOLI alla LISTA 2

Badge	Ragione Sociale	Proprio	Delega	Totale
**D	FCP AVIVA INVESTORS CONVICTION	0	343.112	343.112
**D	FCP AVIVA INVESTORS VALORISATION	0	208.584	208.584
**D	FCP APER ACTIONS EURO	0	2.049.938	2.049.938
**D	FCP AVIVA PERFORMANCE	0	11.238	11.238
**D	FCP AVIVA ACTIONS EURO	0	219.472	219.472
**D	FCP AVIVA STRUCTURE INDEX 3	0	178.399	178.399
**D	FCP AVIVA INVESTORS ACTIONS EURO	0	723.254	723.254
**D	FCP CAP EQUILIBRE	0	2.630	2.630
**D	FCP HUMANIS RETRAITE ACTIONS	0	1.098.676	1.098.676
**D	FCP INTER ACTIO	0	1.235	1.235
**D	FCP CAP SERENITE	0	1.859	1.859
**D	FCPE ESTERRA	0	680	680
**D	FCPE MAN ENERGY SOLU FRANCE SAS	0	3.347	3.347
**D	FCPE OMYA DIVERSIFIE	0	1.943	1.943
**D	EPSENS OFFENSIF ISR	0	360.877	360.877
**D	FCPE GEMALTO DYN SOLID	0	26.264	26.264
**D	FCPE SAL GROUP CIE DEUTS	0	4.164	4.164
**D	FCPE GROUP APA NRD OUEST	0	932	932
**D	FCP HGA ACTIONS ISR	0	906.289	906.289
**D	FCPE NESTLE FRANCE ACTIO	0	104.595	104.595
**D	FCPE GIVAUDAN	0	16.295	16.295
**D	FCPE CROWN EMBAL FR SAS	0	11.606	11.606
**D	FCPE CLAIREFONTAINE EXAC	0	290	290
**D	FCP HP ACTIONS LAZARD	0	492.503	492.503
**D	FCPE DPI N 2	0	6.357	6.357
**D	FCPE EPARGNE SOL DYN TEA	0	233.037	233.037
**D	FCPE SKF DIV INTEREXP	0	17.466	17.466
**D	FCPE MAIRA	0	20.433	20.433
**D	FCPE GR SCHLINDER AUD	0	3.315	3.315
**D	FCPE RAITER FIGEAC	0	4.647	4.647
**D	FCPE THALES ALENIA SP 3	0	2.912	2.912
**D	FCPE NALCO FRANCE S A S	0	3.011	3.011
**D	FCPE COMPTAGE IMMOBILIER	0	5.704	5.704
**D	BUILDING SOLUTIONS DIVERSIFIE	0	6.874	6.874
**D	FCPE S E P DIV ACTIONS	0	7.584	7.584
**D	FCPE RELAIS H DIVERSIFIE	0	2.529	2.529
**D	FCPE III CIMENT CALCIA D	0	4.122	4.122
**D	FCPE GROUPE SECURITAS	0	5.947	5.947
**D	FCPE ZOLPAN INVEST 5 ANS	0	868	868
**D	FCP HGA ACTIONS SOLIDAIRES EMPLOI SANTE	0	269.506	269.506
**D	FCPE ITW DE FRANCE	0	5.270	5.270
**D	FCPE CRCAM PROV C D AZUR	0	8.069	8.069
**D	FCPE ARJOWIGGINS CANSON	0	384	384

EM

ZP

LISTA ESITO DELLE VOTAZIONE
 Oggetto: Nomina dei componenti il Consiglio di Amministrazione

FAVOREVOLI alla LISTA 2

Badge	Ragione Sociale	Proprio	Delega	Totale
**D	FCPE NUFARM EXP SOLIDA	0	542	542
**D	FCPE CHANTELLE	0	1.013	1.013
**D	FCPE GE FONDS A SOLIDAIRE	0	28.259	28.259
**D	FCPE THALES ALENIA SP 1	0	1.861	1.861
**D	FCPE SAFRAN ETHIQUE SLDR	0	44.140	44.140
**D	FCPE HENKEL DVSE INT EXP	0	3.032	3.032
**D	FCPE HORIZON EPARGNE MIXTE	0	18.036	18.036
**D	FCP HUMANIS RETRAITE ACTION BAS CARBONE	0	471.846	471.846
**D	HUMANIS RETRAITE DIVERSIFIE	0	1.504.673	1.504.673
**D	ACTIAM RESPONSIBLE INDEX FUND EQUITY EUR	0	1.724.625	1.724.625
**D	STICHTING JURIDISCH EIGENAR ACTIAM	0	2.741.039	2.741.039
**D	FCPE SAIPEM ACTIONS	0	11.392	11.392
**D	ACTIAM BELEGINGSFONDSEN NV	0	191.283	191.283
**D	ERAPP ACTION EURO III	0	5.300.000	5.300.000
**D	FCP ERAFP ACTIONS EUROS4 EDRAM	0	10.494.400	10.494.400
**D	JANUS HENDERSON DIVIDEND INCOME BUILDER	0	211.278	211.278
**D	CFI INVEST	0	230.904	230.904
**D	PENSIONSKASSE DES BENDES PUBLICA	0	1.899.705	1.899.705
**D	MANAGEMENT BOARD PUBLIC SERVICE PENSION	0	73.094	73.094
**D	AXA EQUITABLE LIFE INSURANCE CO	0	103.598	103.598
**D	JPM CHASE BANK - PB - UK CORPORATIONS	0	196.118	196.118
**D	AXA OFFSHORE MULTIMANAGER FUNDS TRUST - AXA OFFSHORE AGGRESSIVE MULTIMANAGER FUND CIBC	0	6.210	6.210
**D	CONNECTICUT GENERAL LIFE INSURANCE COMPANY	0	18.336	18.336
**D	FQ ESSENTIAL BETA FUND LTD	0	72.882	72.882
**D	EQ ADVISORS TRUST - EQ/AB DYNAMIC MODERA	0	329.059	329.059
**D	EQ ADV TRUST EQ/INT. EQ. INDEX PORTFOLIO	0	1.683.639	1.683.639
**D	BOILERMAKER BLACKSMITH NATIONAL PENSION	0	1.036.570	1.036.570
**D	MFS UTILITIES FUND	0	12.875.726	12.875.726
**D	AVIVA LIFE & PENSIONS UK LIMITED	0	1.949.215	1.949.215
**D	UNIVERSITIES SUPERANNUATION SCHEME	0	24.644.314	24.644.314
**D	CITY OF PHILADELPHIA PUBLIC EMPL RET SYS	0	437.787	437.787
**D	FORSTA AP - FONDEN	0	1.491.450	1.491.450
**D	DWS INVESTMENT GMBH	0	2.786.989	2.786.989
**D	UKA-FONDS	0	181.934	181.934
**D	JUPTER GREEN INVESTMENT TRUST PLC	0	100.000	100.000
**D	FIDELITY EUROPEAN VALUES PLC	0	5.301.647	5.301.647
**D	NATIONAL PENSION INSURANCE FUND	0	90.939	90.939
**D	EQ ADVISORS TRUST-AXA/AB DYNAMIC GROWTH	0	74.087	74.087
**D	EQ ADVISORS TRUST - EQ/MFS UTILITIES SERIES PORTFOLIO	0	775.404	775.404
**D	BUREAU OF LABOR FUNDS - LABOR RETIREMENT FUND	0	90.939	90.939
**D	MISSOURI EDUCATION PENSION TRUST	0	744.229	744.229
**D	FIDELITY INVESTMENT FUNDS - FIDELITY Y GLOBAL DIVIDEND FUND	0	4.554.148	4.554.148
**D	FIDELITY INV.FONDS-FIDELITY INDEX WORLD	0	372.300	372.300

EA

APS

LISTA ESITO DELLE VOTAZIONE
 Oggetto: Nomina dei componenti il Consiglio di Amministrazione

FAVOREVOLI alla LISTA 2

Badge	Ragione Sociale	Proprio	Delega	Totale
**D	FIDELITY INVESTMENT FUNDS - EUROPEAN FUN	0	14.674.255	14.674.255
**D	FIDELITY INVESTMENT FUNDS - FIDELITY INDEX EUROPE	0	1.346.379	1.346.379
**D	FIDELITY INV. FIDELITY INDEX EUROPE EX U	0	509.345	509.345
**D	THE MASTER TRUST BANK OF JAPAN LTD	0	142.198	142.198
**D	AVIVA INVESTORS INVESTMENT FUNDS IC	0	126.813	126.813
**D	BOMBARDIER TRUST U.S. MASTER TRUST	0	109.260	109.260
**D	VERMONT PENSION INVESTMENT COMMITTEE	0	323.069	323.069
**D	BANCOPOSTA MIX 3	0	450.900	450.900
**D	BANCOPOSTA MIX 2	0	307.450	307.450
**D	BANCOPOSTA MIX 1	0	125.870	125.870
**D	KOLDINGVEJ 2, BILLUND A/S, C/O KIRKEI AS	0	333.395	333.395
**D	BANK LOMBAR ODIER CO LTD	0	100.000	100.000
**D	UNIVERSITE DE GENEVE	0	105.746	105.746
**D	DANICA PENSION LIVSFORSIKRINGSARTIESELSKAB	0	222.539	222.539
**D	CAISSE INTER ENTREP DE PREV PROFES CIEPP	0	683.766	683.766
**D	KAPITAL DANSE INVEST INST DAN PENS OBLI	0	1.795.217	1.795.217
**D	APELING DANICA LINK - INDEKS GLOBALE AKTIER	0	25.780	25.780
**D	KAPITALFOR DANSE INVEST INSTITUT DANICA PENSIONS - AKTIER	0	162.053	162.053
**D	INV. DANSE INVEST EUROPA INDEKS KL	0	372.510	372.510
**D	EUROPA 2 KL 17 PARALLELVEJ KONGENS, LYNGBY, 2800 DENMARK	0	98.753	98.753
**D	INV DANSE INVEST GLOBAL INDEKS KL	0	31.350	31.350
**D	INV DANSE INVEST EUROPA HOJT UDSEYTT	0	1.062.623	1.062.623
**D	EUROPA - AKKUMLERENDE KL PARALLELVEJ 17, KGS. LYNGBY, 2800 DENMARK	0	145.851	145.851
**D	INV. DANSE INV. SELECT FLEXIN AKTIER	0	689.358	689.358
**D	INV DAN INV SEL GLOB EQUITY SOL AKK KL	0	307.996	307.996
**D	INV DANSE INVEST GLOBAL STOCKPIC 2	0	115.636	115.636
**D	DANSE INVEST SELECT GLOBAL EQUITY	0	28.091	28.091
**D	INV PROCAPTURE EUROPE INDEX FUND ACC KL	0	907.968	907.968
**D	GLOBAL AC INDEX FUND - ACCUMULATING KL	0	188.270	188.270
**D	GLOBAL INDEKS KL PARALLELVEJ 17, LYNGBY, 2800 DENMARK	0	300.496	300.496
**D	INV.DANSE INVEST,EUROPA	0	175.808	175.808
**D	SIJOITUSRAHASTO AKTIA EUROPA	0	700.000	700.000
**D	MHTB (LUX)/TMA UMBRELLA FUND-GLOBAL EQUI	0	33.900	33.900
**D	TMA UMBRELLA FD-TMA ACWI EX-JAPAN PORTE.	0	60.900	60.900
**D	DANSKE BANK PULJER	0	788.491	788.491
**D	BEST INVESTMENT CORPORATION	0	647.862	647.862
**D	PHOENIX GBAR FUND	0	21.595	21.595
**D	TRUST & CUSTODY SERVICES BANK LTD	0	1.135.415	1.135.415
**D	TRUST & CUSTODY SERVICES BANK LTD AS TRUSTEE FOR PENSION INVESTMENT FUND TRUST NUMBER 21	0	139.665	139.665
**D	HSBC POOLED INVESTMENT FUND 1 QUEEN'S ROAD, CENTRAL, HONG KONG, HONG KONG	0	3.951.835	3.951.835
**D	ALLIANZ GLOBAL INVESTORS PREMIER	0	27.608	27.608
**D	HSBC GUARANTEED FUND	0	28.939	28.939
**D	BEST INVESTMENT CORPORATION	0	20.511	20.511

EPA

796

LISTA ESITO DELLE VOTAZIONE
 Oggetto: Nomina dei componenti il Consiglio di Amministrazione

FAVOREVOLI alla LISTA 2

Badge	Ragione Sociale	Proprio	Delega	Totale
**D	HANG SENG INSURANCE COMPANY LIMITED	0	191.881	191.881
**D	CATHAY GLOBAL MULTIPLE INCOME BALANCED FUND 2F	0	527.712	527.712
**D	JPMORGAN MULTI INCOME FUND	0	842.586	842.586
**D	BARING GLOBAL MULTI ASSET INCOME FUND	0	6.548	6.548
**D	HSBC P IN F HSBC POOLED GLOBAL EQUITY FD	0	235.997	235.997
**D	JPMORGAN MULTI BALANCED FUND	0	33.262	33.262
**D	NH-AMONDI PRIV SEC INVEST TRUST D1	0	19.257	19.257
**D	ALLIANZ CHOICE BEST STYLES EUROPE FUND	0	385.778	385.778
**D	HSBC LIFE (INTERNATIONAL) LIMITED	0	291.557	291.557
**D	ALL GL IN ASIA FD-ALLIANZ SEL EU EQY DIV	0	159.538	159.538
**D	PERTUNAHAN KESELAMATAN SOSIAL	0	358.554	358.554
**D	SHENPP EURO INDEX SECURITY MASTER INVEST	0	27.142	27.142
**D	JPMORGAN EUROPE STRATEGIC DIVIDEND FUND	0	71.366	71.366
**D	MARITIME AND PORT AUTHORITY OF SINGAPORE	0	17.796	17.796
**D	CIVIL SERVICES EMPLOYEES PENSION FUND	0	42.123	42.123
**D	CENTRAL FINANCE BOARD METHODIST CHURCH	0	29.271	29.271
**D	AIA GLOBAL MULTI-FACTOR EQUITY FUN HSBC FRANCE	0	24.459	24.459
**D	NORFOLK PENSION FUND	0	747.670	747.670
**D	FTSE ALL WORLD INDEX FUND	0	531.303	531.303
**D	REASSURE LIMITED	0	2.120.567	2.120.567
**D	AI 50:50 GLOBAL EQUITY FUND	0	1.198.048	1.198.048
**D	FRIENDS LIFE AND PENSIONS LIMITED PIXHAM END	0	2.175.683	2.175.683
**D	PUM ACS EUROPEAN EX UK FUND	0	2.147.444	2.147.444
**D	HSBC GLOBAL FUND ICAV	0	6.254	6.254
**D	FRIENDS LIFE FUNDS LIMITED	0	1.079.762	1.079.762
**D	ROYAL LONDON EUROPEAN GROWTH TRUST	0	764.676	764.676
**D	HSBC MANAGED GROWTH FUND	0	17.384	17.384
**D	THE BRUNNER INVESTMENT TRUST PLC	0	1.494.864	1.494.864
**D	THE PRUDENTIAL ASSURANCE COMPANY LTD	0	612.349	612.349
**D	ROYAL LONDON GROUP PENSION SCHEME	0	138.034	138.034
**D	PRUDENTIAL PENSIONS LIMITED	0	138.830	138.830
**D	HSBC EUROPEAN INDEX FUND	0	2.609.829	2.609.829
**D	HSBC INSTITUTIONAL TRUST SERVICES IRELAND LIMITED RE 1 GRAND CANAL SQUARE GRAND CANAL HARBOUR, DUBLIN, IRELAND	0	0	404.048
**D	404.048	0	618.547	618.547
**D	HSBC EUROPEAN GROWTH FUND	0	35.813	35.813
**D	AXA GLOBAL DISTRIBUTION FUND	0	10.493	10.493
**D	HSBC MANAGED BALANCED FUND	0	3.526.193	3.526.193
**D	ROYAL LONDON EUROPEAN GROWTH FUND	0	182.430	182.430
**D	HSBC GLOBAL INVESTMENT FUNDS EUROPEAN EQ	0	511.613	511.613
**D	HSBC ETF'S PLC	0	963.546	963.546
**D	HENDERSON INTERNATIONAL INCOME TRUST PLC	0	949.506	949.506
**D	HENDERSON EUROPEAN FOCUS TRUST PLC	0	1.474.392	1.474.392
**D	HSBC GLOBAL INVESTMENT FUNDS	0	0	0

gr

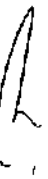
FPA

LISTA ESITO DELLE VOTAZIONE

Oggetto: Nomina dei componenti il Consiglio di Amministrazione

FAVOREVOLI alla LISTA 2

Badge	Ragione Sociale	Proprio	Delega	Totale
**D	ROYAL LONDON MUTUAL INSURANCE SOCIET LTD	0	68.262	68.262
**D	HSBC ETF5	0	99.753	99.753
**D	PUTM BOTHWELL EUROPE FUND	0	2.997.724	2.997.724
**D	PUTM EUROPEAN UNIT TRUST	0	105.591	105.591
**D	INTERNATIONALE KAPITALANLAGEGESELLSCHAFTMBH	0	4.410.813	4.410.813
**D	ALLIANZ CGI SUBFONDS EQUITIES	0	342.884	342.884
**D	SONDERVERMOEGEN ALLIANZGI-FONDS VBE	0	463.819	463.819
**D	SONDERVERMOEGEN ALLIANZGI-FONDS DEW-CO	0	75.246	75.246
**D	SONDERVERMOEGEN ALLIANZGI-FONDS DHCO	0	68.692	68.692
**D	SONDERVERMOEGEN ALLIANZGI-FONDS DSW-DREFO	0	49.754	49.754
**D	SONDERVERMOEGEN ALLIANZGI-FONDS DSW-CO	0	119.374	119.374
**D	SONDERVERMOEGEN ALLIANZ ADAC AV FONDS	0	20.454.191	20.454.191
**D	SONDERVERMOEGEN ALLIANZ INDEXING EUROLAND	0	157.665	157.665
**D	ALLIANZ PV-WS RCM SYSPRO INDEXING EUROPE	0	487.579	487.579
**D	ALLIANZ PV-WS RCM SYSPRO VALUE EUROPE	0	743.580	743.580
**D	SONDERVERMOEGEN ALLIANZ RFG FONDS	0	444.810	444.810
**D	ALLIANZ VGI 1 FONDS AGI EQUITIES	0	142.747	142.747
**D	SONDERVERMOEGEN ALLIANZ VGI 1 FONDS	0	1.196.329	1.196.329
**D	ALLIANZ VGL FONDS RCM GROWTH EUROPE	0	1.279.010	1.279.010
**D	SONDERVERMOEGEN ALLIANZ VKA FONDS	0	262.100	262.100
**D	SONDERVERMOEGEN TINIESA	0	33.830	33.830
**D	SONDERVERMOEGEN ATLAS GI	0	170.813	170.813
**D	INTERNATIONALE KAPITALANLAGEGESELLSCHAFTMBH	0	234.070	234.070
**D	SONDERVERMOEGEN AVAM	0	38.453	38.453
**D	SONDERVERMOEGEN AVS-MF	0	60.710	60.710
**D	NIKKO GLOBAL TRI-ASSET FUND CIBC FINANCIAL CENTRE	0	35.307	35.307
**D	NWT-GRAVITY EUROPEAN EQUITY FUND	0	6.028.938	6.028.938
**D	MELLON OFFSHORE FUNDS C/O CIBC BANK AND TRUST COMPANY (CAYMAN) LIMITE	0	19.230	19.230
**D	EPWORTH INVESTMENT FUND	0	29.573.222	29.573.222
**D	SWISS NATIONAL BANK	0	17.300	17.300
**D	LSV GLOBAL MANAGED VOLATILITY FUND	0	7.000	7.000
**D	LSV GLOBAL VALUE FUND ONE FREEDOM V	0	203.400	203.400
**D	MERRILL LYNCH INTERNATIONAL	0	3.381.387	3.381.387
**D	SWISSCANTO ASSET MANAGEMENT AG	0	105.035	105.035
**D	ALLIANZ GLOBAL INVESTORS GMBH	0	198.189	198.189
**D	SONDERVERMOEGEN PKWF INKA	0	79.868	79.868
**D	SONDERVERMOEGEN VIM	0	538.760	538.760
**D	SONDERVERMOEGEN FONDS VKV	0	279.999	279.999
**D	SONDERVERMOEGEN INKA LUCK FONDS	0	16.300	16.300
**D	INTERNATIONALE KAPITALANLAGEGESELLSCHAFT MBH 21 YORCKSTRASSE, DUESSELDORF, NEW	0	26.185	26.185
**D	SONDERVERMOEGEN FONDS CCS	0	49.321	49.321
**D	SCHOLLER-STIFTUNGSFONDS 1 AKTIEN	0	49.321	49.321
**D	LBPM ISR AVENIR EURO	0	39.499	39.499
**D	FCP LBPM ACTIONS VALUE EURO	0	4.379.001	4.379.001




ZPP

LISTA ESITO DELLE VOTAZIONI
 Oggetto: Nomina dei componenti il Consiglio di Amministrazione

FAVOREVOLI alla LISTA 2

Badge	Ragione Sociale	Proprio	Delega	Totale
**D	LRPAM ACTIONS EURO LARGE CAP	0	902.912	902.912
**D	LRPAM IRC ACTIONS ISR	0	977.402	977.402
**D	FCP LBPAM DIVERSIFIE FOCDS OBLIG 3 5	0	82.666	82.666
**D	FCP LBPAM ACTIONS CROISSANCE EURO	0	2.450.128	2.450.128
**D	FCP LBPAM IRC ACTIONS EURO MIN VAR	0	220.825	220.825
**D	FCP TOCQUEVILLE DIVIDENDE	0	230.000	230.000
**D	FCP TOCQUEVILLE VALDE EUROPE	0	1.330.000	1.330.000
**D	TOCQUEVILLE MEGATRENDS ISR	0	137.277	137.277
**D	RAVGDY DIVERSIFIE II LBPAM	0	235.333	235.333
**D	POSTE INVESTO SOSTENIBILE BANCOPOSTA FON	0	6.961	6.961
**D	GENERALI MULTIPORTFOLIO SOLUTIONS SICAV	0	151.656	151.656
**D	CM-CIC CONVICTIONS EURO	0	390.000	390.000
**D	FCP BRONGNIART AVENIR	0	130.000	130.000
**D	SICAV MONT	0	125.000	125.000
**D	FCP GAILLON NATURAL RESOURCES	0	593.869	593.869
**D	FCP GAILLON SECTORIEL	0	171.241	171.241
**D	FCP CM-CIC EURO ACTIONS	0	890.516	890.516
**D	FCP AVENIR ALIZES	0	8.000	8.000
**D	UNION EUROPE VALUE	0	1.144.451	1.144.451
**D	FCP UNION EUROPE	0	1.893.362	1.893.362
**D	FCP CIC TECHN COM	0	107.500	107.500
**D	CM VALEURS ETHIQUES	0	199.701	199.701
**D	CM EUROPE ACTIONS	0	101.681	101.681
**D	FCP BRONGNIART RENDEMENT	0	500.000	500.000
**D	FCP TRANSAT PATRIMOINE 2	0	450.000	450.000
**D	LV FAMILIALE	0	18.000	18.000
**D	CFE ALLOCATION PATRIMOINE 2	0	140.000	140.000
**D	STOCKS FINANCES	0	1.150	1.150
**D	LA BELLE BEAUCE	0	40.000	40.000
**D	FCP FIDOGEST	0	120.000	120.000
**D	FCP CASIMIRI	0	22.000	22.000
**D	FCP PSGH	0	24.000	24.000
**D	FCP BHV	0	24.000	24.000
**D	FCPE FCF OCP	0	27.389	27.389
**D	DELI GROUP FOOD	0	1.700	1.700
**D	BARCLAYS FRANCE 30-70	0	12.000	12.000
**D	FCPE AI DIVERSIFIE	0	3.588	3.588
**D	FCPE SERENIS ADAGIO	0	4.000	4.000
**D	LV INVEST	0	15.000	15.000
**D	POINCARRE II	0	8.000	8.000
**D	FCP BROUARDEL AVENIR	0	18.000	18.000
**D	FCP JPA	0	10.000	10.000
**D	FCP OFFENSIF AIR LIQUIDE EXPANS	0	15.471	15.471

EM

FPP

LISTA ESITO DELLE VOTAZIONE

Oggetto: Nomina dei componenti il Consiglio di Amministrazione

FAVOREVOLI alla LISTA 2

Badge	Ragione Sociale	Proprio	Delega	Totale
**D	FCPE CONVERGENCE ACTIONS EUROPE	0	300.000	300.000
**D	LES BRUYERES	0	5.000	5.000
**D	FCPE GROUPE SAMSE	0	22.000	22.000
**D	FCPE PYRENEES GLOBAL	0	11.736	11.736
**D	SICAV METISS	0	16.000	16.000
**D	FCP BEL VAL	0	300.000	300.000
**D	FCPE ACCOR DIVERSIFIE	0	5.418	5.418
**D	FCP DAY SOLVAY	0	26.000	26.000
**D	FCP JCD FIVE	0	22.000	22.000
**D	FCPE COFACE	0	15.000	15.000
**D	FCPE LAGARDERE PUBLICITE AUDIO	0	1.013	1.013
**D	FCP CAGNI	0	26.000	26.000
**D	OTIS EP DIVERSIFIE	0	26.498	26.498
**D	FCP ES GESTION EQUILIBRE	0	397.873	397.873
**D	FCP ES DYNAMIQUE	0	281.044	281.044
**D	FCP ES TEMPERE	0	30.000	30.000
**D	FCP UNI 1	0	81.258	81.258
**D	FCP JET SERVICES	0	11.000	11.000
**D	1504 FCP TRALES AVIONICS	0	10.199	10.199
**D	STABLI 80 20 CREDIT MUTUEL FCPE	0	10.000	10.000
**D	STABLI 50 50 CREDIT MUTUEL FCPE	0	15.000	15.000
**D	FCP SCHUCO	0	3.760	3.760
**D	FCP PIPE LINE SUD EUROPEEN	0	4.214	4.214
**D	FCP MGE DYNAMIQUE EURO	0	93.000	93.000
**D	LEXMARK DYNAMIQUE	0	6.815	6.815
**D	FCP HENKEL DIVERSIFIE N 1	0	7.300	7.300
**D	FCP GROUPE ROCHE	0	100.000	100.000
**D	FCP GROUPE FORD FRANCE	0	6.245	6.245
**D	1515 FCP GERARD PERRIER	0	7.251	7.251
**D	1448 FCPE GE FACTOFRANCE	0	11.431	11.431
**D	FRESCALE DIVERSIFIE	0	23.194	23.194
**D	1584 FCP FERTILSODEBO	0	17.145	17.145
**D	FCP EUROP ASSISTANCE DIVERSIFIE	0	3.429	3.429
**D	FCP DEGUSSA MIXTE	0	3.000	3.000
**D	FCP DEGUSSA DYNAMIQUE	0	7.000	7.000
**D	FCP CRYOSTAR FRANCE	0	1.654	1.654
**D	1495 FCP CONTINENTAL	0	8.000	8.000
**D	FCP CH RIVER LABORATOIRES FRANCE	0	7.532	7.532
**D	FCP CAPSUGEL	0	13.441	13.441
**D	FCP PROVENCE DIVERSIFIE	0	1.108	1.108
**D	FCP C ET A	0	4.000	4.000
**D	1262 FCP BEHR FRANCE	0	239	239
**D	1327 FCP BQUE SCALBERT DUPONT	0	25.000	25.000

LISTA ESITO DELLE VOTAZIONE
 Oggetto: Nomina dei componenti il Consiglio di Amministrazione

FAVOREVOLI alla LISTA 2

Badge	Ragione Sociale	Proprio	Delega	Totale
**D	BALL PACKAGING EUROPE	0	2.554	2.554
**D	ARPEGE FREYOYANCE	0	10.000	10.000
**D	FCPE AREVA ACTIONS	0	135.095	135.095
**D	FCP AMORA MAILLE DIVERSIFIE	0	5.000	5.000
**D	ACM ACTIONS PLUS	0	13.657	13.657
**D	ACM ACTIONS	0	17.542	17.542
**D	FCP ARRCO QUANT 1	0	618.745	618.745
**D	CATKABANK ASSET MANAGEMENT, SGI IC, S.A.	0	11.069.288	11.069.288
**D	VIDRACAIXA, S.A.	0	6.296.349	6.296.349
**D	2054 APG DME BLACKR	0	143.828	143.828
**D	CMAF GLOBAL GROWTH FUND BNYMTCIL	0	68.425	68.425
**D	CMAF GLOBAL BALANCED FUND BNYMTCIL	0	44.340	44.340
**D	EQUATOR ICAV GUILD HOUSE	0	77.285	77.285
**D	CMAF UK GROWTH FUND BNYMTCIL	0	159.675	159.675
**D	CMAF UK BALANCED FUND BNYMTCIL	0	233.945	233.945
**D	THE ROYAL BANK OF SCOTLAND PLC AS TRUSTEE OF THE BLACKROCK BALANCED PORTFOLIO FND	0	650.000	650.000
**D	BARNARD COLLEGE	0	8.285	8.285
**D	THE BANK OF NEW YORK MELLON EMPLOYEE BENEFIT COLLECTIVE INVESTMENT FUND PLAN	0	6.212.840	6.212.840
**D	PANAGORA RISK PARITY MULTI ASSET MASTER FUND LTD	0	46.369	46.369
**D	RAILWAYS PENSION TRUSTEE COMPANY LIMITED	0	1.952.261	1.952.261
**D	SHELL CANADA 2007 PENSION PLAN	0	81.182	81.182
**D	SHELL CANADA 2007 PENSION PLAN 400	0	73.939	73.939
**D	VOLUNTARY EMPLOYEES BENEFICIARY ASSOCIATION SOUTHERN CALIFORNIA EDISON COMPANY	0	24.960	24.960
**D	VOLUNTARY EMPLOYEES BENEFICIARY ASSOCIATION SOUTHERN CALIFORNIA EDISON COMPANY	0	20.321	20.321
**D	B4306 FRB M LUND REV TR	0	5.831	5.831
**D	B4305 FRB 5 LUND RES TR FBO B LUND	0	5.444	5.444
**D	BNYMTD BFM BLK SYSTEM CONT EUR FUND	0	1.157	1.157
**D	THE MANUFACTURERS LIFE INSURANCE COMPANY	0	37.557	37.557
**D	NKB 10520 GLOBALE AKTIER SRI	0	262.934	262.934
**D	2049 APG DME ARROWST	0	2.528.745	2.528.745
**D	2048 APG DME LACH GL	0	353.795	353.795
**D	1256 APG DME ENERGY	0	9.051.443	9.051.443
**D	1253 APG DME CORE EU	0	15.417.821	15.417.821
**D	1135 APG DME STCK SEL	0	8.909.322	8.909.322
**D	CBZ CUIT INTERNATIONAL PRINCIPAL	0	159.702	159.702
**D	USMIA GLOBAL EQUITY	0	25.511	25.511
**D	MIRF ARROWSTREET FOREIGNL	0	403.418	403.418
**D	MIRF ALLIANCE BERNSTEIN F	0	265.600	265.600
**D	THIRTY PERCY FOUNDATION	0	11.500	11.500
**D	MARANIC II LLC	0	15.229	15.229
**D	CERVURITE INTERNATIONAL LLC	0	199.601	199.601
**D	CENTRAL PENSION FUND OF THE INT UNION OF OPERATING ENGINEERS AND PARTICIPATING EMPLOYERS	0	527.002	527.002
**D	MANULIFE MULTIFACTOR DEVELOPED INTERNATIONAL INDEX	0	20.082	20.082

25

[Signature]

201

LISTA ESITO DELLE VOTAZIONI
 Oggetto: Nomina dei componenti il Consiglio di Amministrazione

FAVOREVOLI alla LISTA 2

Badge	Ragione Sociale	Proprio	Delega	Totale
**D	CANDENCE GLOBAL EQUITY FUND LP	0	772	772
**D	IQ 500 INTERNATIONAL ETF	0	245.435	245.435
**D	SUBSIDIZED SCHOOLS PROVIDENT FUND	0	40.079	40.079
**D	INTL EQUITY FUND MONDRIAN	0	2.759.856	2.759.856
**D	DRMA LTD	0	45.730	45.730
**D	BNY MELLON FND MNGT CAYMAN LTD AS TRUSTEE OF FRONTIER GATE GLOBAL EQUITY FND	0	129.251	129.251
**D	DEUTSCHE ASSET MANAGEMENT INVESTMENT GMBH ON BEHALF OF DEUTSCHE DCG EQ	0	84.521	84.521
**D	FIRST INITIATIVES INSURANCE LIMITED	0	28.291	28.291
**D	CATHOLIC HEALTH INITIATIVES MASTER TRUST	0	121.497	121.497
**D	CHI OPERATING INVESTMENT PROGRAM L.P.	0	218.186	218.186
**D	ALAS INV SERVICESMONDRIAN INV	0	148.352	148.352
**D	XTRACKERS MSCI KOKUSAI EQUITY ETF	0	8.111	8.111
**D	BNY MELLON INTERNATIONAL EQUITY ETF	0	15.680	15.680
**D	BOX TRANSCO ENERGY EMP WEL BEN TR	0	10.150	10.150
**D	BNYMCL CGF WDEQ LA	0	20.576	20.576
**D	AUTORIDADE MONETARIA DE MACAU	0	217.688	217.688
**D	THE STELLAR FUND	0	91.518	91.518
**D	THE BOSTON COMPANY INC POOLED EMPLOYEE INTERNATIONAL EQUITY FUND	0	166.827	166.827
**D	ADVANCED SERIES ASTPRUDENTIAL FLEXIBLE MULTI STRATEGY PORTFOLIO	0	36.130	36.130
**D	AST QMA INTL CORE EQUITY PORT PDMP	0	905.431	905.431
**D	UNEMPLOYMENT PENSION FUND	0	65.300	65.300
**D	GREAT WEST INTERNATIONAL GROWTH FUND	0	1.018.500	1.018.500
**D	THE COMMONWEALTH FUND	0	60.043	60.043
**D	GREAT WEST CORE STRATEGIES INTERNATIONAL EQUITY FUND	0	61.900	61.900
**D	GREAT WEST CORE STRATEGIES INTERNATIONAL EQUITY FUND	0	28.454	28.454
**D	KAPITALFORENINGEN MP INVEST BASIS 3 NYKREDIT PORTEFOELJE ADMINISTRATION A/S	0	197.088	197.088
**D	DT INTERNATIONAL STOCK INDEX FUND	0	366.298	366.298
**D	NATWEST IDS DEP BNYM RM GLO EQ FUND	0	164.839	164.839
**D	55041 KUP GLOBALE AKTIER IV	0	16.346	16.346
**D	ARCONIC CORP PENSION PLANS MASTER TRUST	0	114.637	114.637
**D	NON US EQUITY MGRS PORT 4 LSV	0	530.100	530.100
**D	THE NATURE CONSERVANCY WORLDWIDE OFFICE	0	41.645	41.645
**D	GS TACS MARKET CONTINUOUS INTERNATIONAL	0	206.195	206.195
**D	NONUS EQ MANAGERS PORT JACADIANAN	0	1.353	1.353
**D	LSV.NONUS EQUITY LLCIC	0	179.300	179.300
**D	SUBSIDIZED SCHOOLS F FUND NORTHERN	0	83.275	83.275
**D	THE HARTFORD RETIREMENT PLAN TRUST FOR US EMPLOYEES	0	137.978	137.978
**D	WILLIS TOWERS WATSON GROUP TRUST	0	8.475	8.475
**D	ARCONIC RETIREMENT PLANS MASTER TRUST	0	51.184	51.184
**D	56038 IP LOW RISK EQUITIES I	0	1.839.474	1.839.474
**D	INVESTIN PRO F.M.B.A.	0	3.353.671	3.353.671
**D	56037 IP LOW RISK EQUITIES II	0	1.873.992	1.873.992
**D	INVESCO PERPETUAL GLOBAL BALANCED INDEX FUND	0	25.409	25.409

802

LISTA ESITO DELLE VOTAZIONI

Oggetto: Nomina dei componenti il Consiglio di Amministrazione

FAVOREVOLI alla LISTA 2

Badge	Regione Sociale	Proprio	Delega	Totale
**D	INVESCO PERPETUAL GLOBAL EX UK CORE EQUITY INDEX FUND	0	100.217	100.217
**D	INTERNATIONAL EQUITY FUND	0	154.013	154.013
**D	KAPITALFORENINGEN EMD INVEST, GLOBALE AK TIER/II	0	31.351	31.351
**D	KAPITALFORENINGEN EMD INVEST, GLOBALE AK TIER/III	0	78.631	78.631
**D	55002 UP EUROPAEISKE AKTIER	0	800.170	800.170
**D	QS INTERNATIONAL EQUITY FUND	0	220.000	220.000
**D	DEP OF SSGA NONUS EQUITY B2	0	47.853	47.853
**D	DEP OF SSGA NONUS EQUITY B1	0	45.828	45.828
**D	DEP OF SSGA NONUS EQUITY R2	0	44.774	44.774
**D	DEP OF SSGA NONUS EQUITY H1	0	36.187	36.187
**D	THE CONSOLIDATED EDISON PENSION PLAN MASTER TRUST	0	2.022.310	2.022.310
**D	MULT BOS WITH SAME RESIDENCY	0	314.529	314.529
**D	SARASIN AND PARTNERS LLP	0	182.032	182.032
**D	SIM OMNIBUS SARASIN INVEST MGMT	0	455.901	455.901
**D	SP LLP UK CHARITIES CLIENTS AC	0	4.947.567	4.947.567
**D	FFI STRATEGIES PORTFOLIO	0	5.459	5.459
**D	STICHTING BEDRIJFSTAKPENSIOENFONDS	0	421.193	421.193
**D	STICHTING SPOORWEGPENSIOENFONDS	0	50.772	50.772
**D	THE FALKLAND ISLANDS GOVERNMENT FALKLAND ISLANDS GOVERNMENT GROWTH FUND	0	279.643	279.643
**D	THE FALKLAND ISLANDS GOVERNMENT	0	205.222	205.222
**D	THE FALKLAND ISLANDS GOVERNMENT	0	274.100	274.100
**D	BNYMD UK LIMITED AS TRUSTEE OF CF CATALYST TRUST	0	67.140	67.140
**D	PENDENNIS FUND	0	7.545	7.545
**D	VY FRANKLIN INCOME PORTFOLIO	0	18.396	18.396
**D	ALAMOSA LLC	0	1.969	1.969
**D	RIVER PARTNERS GLOBAL EQUITY, LLC	0	2.388.906	2.388.906
**D	UMC BENEFIT BOARD, INC	0	351.515	351.515
**D	WESPETH FUNDS TRUST	0	89.342	89.342
**D	GENERAL MILLS GROUP TRUST	0	0	0
**D	CENTRAL PENSION FUND OF THE INTERNATIONAL UNION OF OPERATING ENGINEERS AND PARTICIPATING EMPLOYERS	0	0	0
	316.877			316.877
**D	VOYA GLOBAL HIGH DIVIDEND LOW VOLATILITY FUND	0	3.618	3.618
**D	FIRSTENERGY SYSTEM MASTER RETIREMENT TRUST	0	246.200	246.200
**D	LEGAL AND GENERAL DCITS ETF PLC	0	252.840	252.840
**D	BNYMTCIL WINTON GLOBAL EQUITY FD TR	0	5.129	5.129
**D	GEORGIA TECH FOUNDATION	0	17.481	17.481
**D	VANGUARD EUROPEAN STOCK INDEX FUND	0	13.750.659	13.750.659
**D	VANGUARD FISE ALL-WORLD EX US INDEX FUND	0	14.223.632	14.223.632
**D	THE ZEDRA FIDUCIARY INVESTMENT FUND LTD	0	133.211	133.211
**D	OSSIAM IRL ICAV	0	148.749	148.749
**D	PCHF LSV ASSET MGMT	0	38.800	38.800
**D	CADENCE GLOBAL EQUITY FUND LP	0	3.332	3.332
**D	BNY MELLON GLOBAL INFRASTRUCTURE INCOME FUND	0	129.978	129.978
**D	R.K. MELLON INTERNATIONAL FUND.	0	169.168	169.168

LISTA ESITO DELLE VOTAZIONE
 Oggetto: Nomina dei componenti il Consiglio di Amministrazione

FAVOREVOLI alla LISTA 2

Badge	Ragione Sociale	Proprio	Delega	Totale
**D	RICHARD KING MELLON FDN	0	303.297	303.297
**D	CDW 73 IRR PARA GL	0	4.076	4.076
**D	1975 IRREV TRUST OF C D MEYERHAEUSER	0	8.805	8.805
**D	WEN TRUST NUMBER ONE	0	995	995
**D	STEWARDSHIP FOUNDATION	0	3.655	3.655
**D	SEQUOIA FOUNDATION	0	279	279
**D	FOREST FOUNDATION	0	1.052	1.052
**D	DYNAMIC EQUITY GLOBAL EQUITY MANAGERS PORTFOLIO5 SERIES	0	195.037	195.037
**D	SAN DIEGO COUNTY EMPLOYEES RETIREMENT ASSOCIATION	0	298.778	298.778
**D	CP DV INTERNATIONAL STOCK INDEX FUND	0	335.870	335.870
**D	LLOYD'S REGISTER FOUNDATION	0	485.729	485.729
**D	UPMC BMO FCP	0	97.645	97.645
**D	THE PRUDENTIAL SERIES FUND NATURAL RESOURCES PORTFOLIO	0	396.125	396.125
**D	1895 FONDS FGR	0	908.142	908.142
**D	PACIFIC FUNDS DIVERSIFIED INCOME	0	1.967	1.967
**D	PHILADELPHIA GAS WORKS PENSION PLAN	0	14.175	14.175
**D	ROBECO PORTFOLIO TRUST ROBECO BOSTON PARTNERS INTERNATIONAL EQUITY FUND	0	35.483	35.483
**D	FIRST STATE INVESTMENTS ICVC FIRST STATE DIVERSIFIED GROWTH FUND	0	2.332	2.332
**D	IVY PROSHARES MSCI ACWI INDEX FUND	0	19.284	19.284
**D	BCT POOLED INVESTMENT FUND SERIES DYNAMIC EUROPEAN EQUITY FUND	0	325.542	325.542
**D	THE UNIVERSITY COURT OF THE UNIVERSITY OF GLASGOW	0	48.895	48.895
**D	AUTO CLUB GROUP	0	48.310	48.310
**D	STICHTING DEPOSITARY APG DEVELOPED MARKETS EQUITY POOL	0	6.011.478	6.011.478
**D	SAN FRANCISCO CITY AND COUNTY EMPLOYEES RETIREMENT SYSTEM	0	1.032.101	1.032.101
**D	RPL BERNSTEIN NON EQ	0	8.150	8.150
**D	ACADIAN INTERNATIONAL ALL-CAP FUND	0	66.815	66.815
**D	OICF OICL OCICL PZENA	0	604.475	604.475
**D	RWSF CIT EAFE	0	1.251.257	1.251.257
**D	RWSF CIT ACWI	0	997.584	997.584
**D	FIDELITY SALEM STREET TRUST FIDELITY SAI INTERNATIONAL INDEX FUND	0	1.601.257	1.601.257
**D	TEXAS UTILITIES QUAL NDT PARTNERSHIP	0	3.217.074	3.217.074
**D	RCB AVOIRS OPCVM	0	11.941	11.941
**D	ZVK DEAM SPK	0	309.313	309.313
**D	GLOBAL ATLANTIC GOLDMAN SACHS GLOBAL EQUITY INSIGHTS PORTFOLIO	0	220.000	220.000
**D	GLOBAL ATLANTIC BLACKROCK DISCIPLINED INTERNATIONAL CORE PORTFOLIO	0	2.651	2.651
**D	VERSUS CAPITAL REAL ASSETS FUND LLC	0	28.815	28.815
**D	THE BOSTON COMPANY ASSET MANAGEMENT	0	423.200	423.200
**D	THE SULTANATE OF OMAN MINISTRY OF DEFENCE PENSION FUND	0	122.654	122.654
**D	INVESCO MARKETS II PLC	0	293.615	293.615
**D	MAN GLG EUROPEAN ALPHA INCOME FUND	0	55.584	55.584
**D	WF FAINT STATE STREET GLOBAL SERV	0	55.000	55.000
**D	WF MES LTD EAFE GLOBAL	0	147.787	147.787
**D		0	57.281	57.281

Handwritten initials

Handwritten initials

LISTA ESITO DELLE VOTAZIONE
 Oggetto: Nomina dei componenti il Consiglio di Amministrazione

FAVOREVOLI alla LISTA 2

Badge	Ragione Sociale	Proprio	Delega	Totale
**D	BNYMTD AMITY EUROPEAN FUND	0	330.000	330.000
**D	C9W CITW FD PARAMETRIC	0	15.826	15.826
**D	MOTHER CARRINI HEALTH FOUNDATION, INC.	0	258.963	258.963
**D	GEORGETOWN UNIVERSITY	0	158.370	158.370
**D	UTIMCO SP II LLC	0	19.467	19.467
**D	BVAGSTEXTPENSIONS	0	198.106	198.106
**D	MONDRIAN EMERGING MARKETS EQUITY TREASURER OF THE STATE OF NORTH CAROLINA EQUITY INVESTMENT FUND POOLED TRUST	0	0	6.208.999
**D	6.208.999	0	2.593.937	2.593.937
**D	BLACKROCK ACWI USIMI	0	22.839.804	22.839.804
**D	BLACKROCK GLOBAL FUNDS	0	156.915	156.915
**D	VIRTUS DUFF AND PHELPS GLOBAL INFRASTRUCTURE FUND	0	39.261	39.261
**D	ALICNY BLACKROCK GBL EQUITY	0	1.767.116	1.767.116
**D	IOWA PUBLIC EMPLOYEES RETIREMENT SYSTEM	0	289.289	289.289
**D	IOWA PUBLIC EMPLOYEES RETIREMENT SYSTEM	0	277.243	277.243
**D	IOWA PUBLIC EMPLOYEES RETIREMENT SYSTEM	0	151.371	151.371
**D	NTMA ISIF ILLIM EUROPEAN EQUITY	0	844.916	844.916
**D	WF AND CO CASH PLN EVERGN INV 1	0	168.500	168.500
**D	WF AND CO CASH PLN MONDN INV FT	0	419.063	419.063
**D	MAN FUNDS PLC	0	7.398	7.398
**D	THE EUROPEAN CENTRAL BANK	0	1.442.464	1.442.464
**D	PS SP INVL DEVEL MOMENTUM PORT	0	426.363	426.363
**D	PUBLIC SERVICE ENTERPRISE GROUP INC MASTER DEFINED BENEFIT RETIREMENT TRUST	0	828.674	828.674
**D	AL TRUST H3 FONDS SPK	0	43.920	43.920
**D	AL TRUST FONDS SP 7 SPK	0	124.267	124.267
**D	ATIVO CAPITAL	0	69.230	69.230
**D	SLI SICAV GBL FOCUSED STRATEGIES FD	0	2.408.043	2.408.043
**D	SLI GBL SICAV CON EU EQ IN FD	0	218.872	218.872
**D	SLI GLOBAL ABSOLUTE RET STRATEGIES	0	154.989	154.989
**D	SLI GLOBAL EQUITIES FUND	0	128.847	128.847
**D	SLI EUROPEAN EQUITIES UNCONSTRAINED	0	61.516	61.516
**D	ONFF WILLIAM BLAIR NONUS	0	10.804	10.804
**D	DIocese OF VENICE PENSION PLAN AND TRUST	0	98.621	98.621
**D	UFJF MCM MSCI WORLD FD	0	342.854	342.854
**D	HF INC. MASTER TRUST	0	139.876	139.876
**D	FIRE AND POLICE PENSION ASSOCIATION OF COLORADO	0	260.547	260.547
**D	RHODE ISLAND EMPLOYEES RETIREMENT SYSTEMS POOLED TRUST	0	391.928	391.928
**D	CESF WILLIAM BLAIR IACG	0	28.640	28.640
**D	CESF LEIA ATIVO IE	0	1.293.907	1.293.907
**D	CESF LAZARD ILCE	0	1.430.098	1.430.098
**D	PUBLIC EMPLOYEE RETIREMENT SYSTEM OF IDAHO	0	959.910	959.910
**D	PUBLIC EMPLOYEE RETIREMENT SYSTEM OF IDAHO	0	440.739	440.739
**D	PITTSBURGH THEOLOGICAL SEMINARY OF THE PRESBYTERIAN CHURCH	0	14.326	14.326

EP

805

LISTA ESITO DELLE VOTAZIONE
 Oggetto: Nomina dei componenti il Consiglio di Amministrazione

FAVOREVOLI alla LISTA 2

Badge	Ragione Sociale	Proprio	Delega	Totale
**D	RAYTHEON MASTER PENSION TRUST	0	368.949	368.949
**D	RAYTHEON MASTER PENSION TRUST	0	509.300	509.300
**D	CZ AANDELEN SSGA	0	81.472	81.472
**D	PGVF SSGA	0	8.102	8.102
**D	PGEF PG E QUALIFIED PANAGORA EAFE	0	232.085	232.085
**D	PDBF NUVEEN	0	284.823	284.823
**D	DWS INVESTMENT GMBH ON BEHALF OF DEAM FONDS ZOV	0	151.500	151.500
**D	CENTRAL STATES SE AND SW H AND W FUNDS	0	266.400	266.400
**D	CEBF STRATEGIC GBL EAFE	0	45.120	45.120
**D	BNYMCIL MAN NUMERIC GLOBAL EQ TR	0	3.500	3.500
**D	HIGF HGLD PBINF WLGTN CF	0	9.314	9.314
**D	HGHE HGLD PBINF WLGTN	0	18.869	18.869
**D	CITY OF NEW YORK DEFERRED COMPENSATION PLAN	0	1.839.357	1.839.357
**D	MO3F MARATHON WELLINGTN	0	44.657	44.657
**D	VANGUARD INTL HIGH DIV YLD INDEX FD	0	1.429.076	1.429.076
**D	NSNF PARA EAFE PI 2	0	43.914	43.914
**D	NSNF PARA EAFE PI 1	0	39.937	39.937
**D	NSNF PARA EAFE MONTI	0	49.788	49.788
**D	MINISTER FOR FINANCE AND IRELAND STRATEGIC INVESTMENT FUND ISIF	0	11.070	11.070
**D	INVESCO FUNDS	0	15.304.065	15.304.065
**D	STICHTING BEWAARDEER ACHMEA BELEGINGSPOOLS AIM AWW E7AFZ026002	0	1.401.413	1.401.413
**D	ALASKA PERMANENT FUND CORPORATION	0	2.797.490	2.797.490
**D	PUBLIC SCHOOL TEACHERS' PENSION AND RETIREMENT FUND OF CHICAGO	0	8.070	8.070
**D	DUKE ENERGY QUALIFIED NUCLEAR DECOMMISSIONING	0	308.687	308.687
**D	VOYA INTERNATIONAL CORE FUND	0	260.065	260.065
**D	AUTO CLUB INSURANCE ASSOCIATION	0	148.845	148.845
**D	PUBLIC EMPLOYEES RETIREMENT ASSOCIATION OF NEW MEXICO	0	319.620	319.620
**D	STANLEY LSV STANLEY BLACK AND DECKER INC PENSION MASTER TRUST	0	115.700	115.700
**D	SCHOOL EMPLOYEES RETIREMENT SYSTEM OF OHIO	0	366.502	366.502
**D	SCHOOL EMPLOYEES RETIREMENT SYSTEM OF OHIO	0	379.700	379.700
**D	PUBLIC EMPLOYEES RETIREMENT SYSTEM OF MISSISSIPPI	0	806.963	806.963
**D	KENTUCKY RETIREMENT SYSTEMS INSURANCE TRUST FUND	0	106.187	106.187
**D	KENTUCKY RETIREMENT SYSTEMS INSURANCE TRUST FUND	0	321.100	321.100
**D	KENTUCKY RETIREMENT SYSTEMS INSURANCE TRUST FUND	0	259.717	259.717
**D	KENTUCKY RETIREMENT SYSTEMS	0	759.700	759.700
**D	KENTUCKY RETIREMENT SYSTEMS	0	473.908	473.908
**D	INDIANA PUBLIC RETIREMENT SYSTEM	0	743.303	743.303
**D	INDIANA PUBLIC RETIREMENT SYSTEM	0	164.861	164.861
**D	GENERAL MILLS INVESTMENT TRUST	0	92.945	92.945
**D	VOYA MUTLI MANAGER INTERNATIONAL FACTORS FUND	0	53.564	53.564
**D	VEBA PARTNERSHIP N L F	0	166.193	166.193
**D	VEBA PARTNERSHIP N L F	0	407.128	407.128
**D	BELL ATLANTIC MASTER TRUST	0	30.514	30.514
**D	BELL ATLANTIC MASTER TRUST	0		

ES

806

LISTA ESITO DELLE VOTAZIONE

Oggetto: Nomina dei componenti il Consiglio di Amministrazione

FAVOREVOLI alla LISTA 2

Badge	Ragione Sociale	Proprio	Delega	Totale
**D	BELL ATLANTIC MASTER TRUST	0	678.480	678.480
**D	BELL ATLANTIC MASTER TRUST	0	628.690	628.690
**D	BELL ATLANTIC MASTER TRUST	0	19.421	19.421
**D	EMPLOYEES' RETIREMENT SYSTEM OF THE STATE OF HAWAII	0	5.316.665	5.316.665
**D	PENSION RESERVES INVESTMENT TRUST FUND	0	1.128.831	1.128.831
**D	ACADIAN ALL COUNTRY WORLD EX US FUND	0	1.362.371	1.362.371
**D	FLORIDA RETIREMENT SYSTEM	0	1.580.141	1.580.141
**D	BLACKROCK WORLD EX FLORIDA RET SYS	0	134.579	134.579
**D	FLORIDA RETIREMENT SYSTEM	0	59.338	59.338
**D	PENN SERIES DEV INTL INDEX FUND	0	420.371	420.371
**D	FLORIDA RETIREMENT SYSTEM	0	688.000	688.000
**D	EMPLOYEES' RETIREMENT SYSTEM OF TEXAS	0	316.516	316.516
**D	BLK COMTS INC INV TST INV PF BNYMTD	0	5.574.342	5.574.342
**D	BNYMTD BLK CONT EUR EQ TRCK FD INV	0	10.560.045	10.560.045
**D	BNYMTD BLK CONTINENTAL EURO INC	0	93.547	93.547
**D	UPMC BMO PENSION	0	40.301	40.301
**D	UTC EDHEC-BLACKROCK UNITED TECHNOLOGIES CORPORATION MASTER RETIREMENT	0	1.999.912	1.999.912
**D	TEA BLACKROCK INC INTL	0	74.536	74.536
**D	NV RBIF ALLNCEBRNSTN INTL EQ	0	2.546.628	2.546.628
**D	NV PERS SSGA EAFE INDEX PUBLIC EMPLOYEES RETIREMENT SYSTEM OF NEVADA	0	2.389.210	2.389.210
**D	NV PERS MELLON CAPITAL INDEX	0	1.354	1.354
**D	LOUISIANA STATE ERS TERROR FREE INT	0	13.615	13.615
**D	LOUISIANA STATE ERS MONDRIAN LG CAP	0	10.201	10.201
**D	LOUISIANA STATE ERS MSCI EXUS INDEX	0	539.823	539.823
**D	IVY APOLLO MLT ASSET INC GEI IVY	0	617.700	617.700
**D	ENSGN PEAK CP LSV INTL LARGE	0	2.567.000	2.567.000
**D	ENSGN PEAK EAFE LSV ASSET	0	5.484	5.484
**D	PRINCIPAL GLOBAL INVESTORS FUNDS	0	81.476	81.476
**D	UPMC BMO	0	680.500	680.500
**D	AST ADVANCED STRAT LSV FD15	0	624.400	624.400
**D	AST INTL VALUE LSV PD41	0	346.917	346.917
**D	BLL AQUIL LIFGLO3000 FMEN WHI INDEF	0	167.993	167.993
**D	POOL RE L AND G MSCI EQ	0	81.706	81.706
**D	POOL RE JPM REI EQUITY	0	16.015	16.015
**D	AST GS MULTI ASSET PORT LIQ PDHB	0	184.247	184.247
**D	STATE BOARD OF ADMINISTRATION OF FLORIDA	0	2.277.699	2.277.699
**D	IVY GLEB EQUITY INC	0	342.460	342.460
**D	SRP AQR	0	1.078.445	1.078.445
**D	IVY VIP GLOBAL EQUITY INCOME	0	92.153	92.153
**D	IOWA PUBLIC EMPLOYEES RETIREMENT SYSTEM	0	423.219	423.219
**D	METROPOLITAN LIFE INSURANCE COMPANY	0	18.720	18.720
**D	INASCO HOLDINGS GRP INC AND PARTICIPATING AFFILIATES RETIREMENT PLAN	0	39.882	39.882
**D	ENERGY INSURANCE MUTUAL LIMITED	0	26.576	26.576
**D	PRUDENTIAL INVESTMENT PORTFOLIO 2 PRUDENTIAL OMA INTL DEVELOPED MKETS INDEX FUND	0		

Handwritten mark

807

Handwritten signature

LISTA ESITO DELLE VOTAZIONE
 Oggetto: Nomina dei componenti il Consiglio di Amministrazione

FAVOREVOLI alla LISTA 2

Badge	Ragione Sociale	Proprio	Delega	Totale
**D	AL TRUST AKTIEN EUROPA SPK	0	60.023	60.023
**D	UPS GROUP TRUST	0	484.117	484.117
**D	TENNESSEE VALLEY AUTHORITY RETIREMENT SYSTEM	0	25.682	25.682
**D	TENNESSEE VALLEY AUTHORITY RETIREMENT SYSTEM	0	8.786	8.786
**D	TENNESSEE VALLEY AUTHORITY RETIREMENT SYSTEM	0	53.819	53.819
**D	SOUTH CAROLINA RETIREMENT SYSTEMS GROUPTRUST	0	1.515.290	1.515.290
**D	THE STATE OF CONNECTICUT ACTINGTHROUGH ITS TREASURER	0	1.021.326	1.021.326
**D	BOARD OF PENSIONS OF THE EVANGELICAL LUTHERAN CHURCH IN AMERICA	0	183.187	183.187
**D	BOARD OF PENSIONS OF THE EVANGELICAL LUTHERAN CHURCH IN AMERICA	0	136.236	136.236
**D	SANTA BARBARA COUNTY EMPLOYEESRETIREMENT SYSTEM	0	4.079	4.079
**D	BANK OF KOREA	0	595.155	595.155
**D	THE BANK OF KOREA	0	911.020	911.020
**D	BNY MELLON GLOBAL FUNDS PLC	0	32.400	32.400
**D	INRF LSV ASSET INVESTMENT	0	664.851	664.851
**D	PFI INTL EQUITY INDEX FUND	0	630.290	630.290
**D	VIRTUS TOTAL RETURN FUND INC.	0	116.495	116.495
**D	ALLSTATE LIFE INSURANCE COMPANY	0	20.900	20.900
**D	SARATOGA INTERNATIONAL EQUITY PORTFOLIO	0	7.542	7.542
**D	THE AMERICAN UNIVERSITY IN CAIRO	0	39.255	39.255
**D	VOYA BALANCED PORT INTL VALUE	0	1.366.465	1.366.465
**D	VOYA INTERNATIONAL INDEX PORTFOLIO	0	338.149	338.149
**D	VOYA INFSTRCTR INDUST AND MATRLSFD	0	97.580	97.580
**D	VOYA GLOBAL EQUITY PORTFOLIO	0	90.716	90.716
**D	MINISTERS AND MISSIONS BENEFIT BRD OF AMERICAN BETIST CHURCHES	0	162.803	162.803
**D	FPKF WILLIAM BLAIR CO	0	26.690	26.690
**D	ERYF ATTIVO CAPITAL	0	194.080	194.080
**D	CALIFORN ENDOW LAZARD	0	197.837	197.837
**D	VOYA MM INTL EQUITY FUND LAZARD	0	3.112	3.112
**D	RBS INVESTMENT FUNDS ICVC MANAGED INCOME FUND	0	35.798	35.798
**D	VOYA GLOBAL EQUITY FUND	0	38.756	38.756
**D	DEUTSCHE XTRK MSCI EMU HDG EQ ETF	0	1.600.000	1.600.000
**D	AXA MFS FINANCIAL DAC	0	11.269	11.269
**D	GS ACTIVEBETA EUROPE ETF	0	525.405	525.405
**D	GS ACTIVE BETA INTL EQUITY ETF	0	275.388	275.388
**D	PVC DIVERSIFIED INTERNATIONAL AC	0	14.446.341	14.446.341
**D	PFI DIVERSIFIED INTERNATIONAL FUND	0	53.000	53.000
**D	BNYMTCIL LM QS MV EURO EQ GAI FD	0	284.229	284.229
**D	CTJ RE STANLIB GLOBAL EQ ARR USD	0	54.000	54.000
**D	CTJ RE STANLIB GLOBAL EQUITY FD AB	0	100.243	100.243
**D	BNYTD CF CANLIFE GBLB INFRA FD	0	85.749	85.749
**D	PGIF EUROPEAN EQUITY FUND BNYMTCIL	0	549.402	549.402
**D	PFI OVERSEAS FD PMC	0	192.000	192.000
**D	PFI INTERNATIONAL FD I ORIGIN	0	3.232.159	3.232.159
**D	PFI OVERSEAS FD BEMS	0	0	0

BR

808

LISTA ESITO DELLE VOTAZIONE

Oggetto: Nomina dei componenti il Consiglio di Amministrazione

FAVOREVOLI alla LISTA 2

Badge	Regione Sociale	Proprio	Delega	Totale
**D	INVESCO STRATEGIC DEVELOPED EX-US ETF	0	228.943	228.943
**D	INTERNATIONALE KAPITALANLAGESELLS CHAFT MBH	0	55.248	55.248
**D	KAPITALANLAGESELLSCHAFT MBH	0	423.304	423.304
**D	MAFFRE MSV LIFE PLC	0	674.429	674.429
**D	VY TEMPLETON FOREIGN EQUITY	0	169.730	169.730
**D	VOYA INTERNATIONAL HIGH DIVIDEND EQUITY INCOME FUND	0	18.427	18.427
**D	VOYA GLOBAL EQUITY DIVIDEND AND PREMIUM OPPORTUNITY FUND	0	95.496	95.496
**D	VOYA GLOBAL ADVANTAGE AND PREMIUM OPPORTUNITY FUND	0	30.998	30.998
**D	VOYA GLOBAL EQUITY DIVIDEND FUND	0	8.062	8.062
**D	INVESCO S AND P EUROPE 350 EQUAL WEIGHT INDEX ETF	0	1.322	1.322
**D	IQ 50 PERCENT HEDGED FTSE EURO ETF	0	7.784	7.784
**D	IQ 50 PERCENT HEDGED FTSE INTL ETF	0	154.495	154.495
**D	ALLSTATE INSURANCE CO BLACKROCK	0	245.092	245.092
**D	GREATLINK SUPREME ACADIAN	0	13.051	13.051
**D	LUX NYKREDIT GLOBAL EQUITIES	0	563.819	563.819
**D	CEP DEP IP GLOBAL EX UK ENHAN IND	0	31.555	31.555
**D	CEP DEP IP EUROPEAN EQUITY	0	3.018.432	3.018.432
**D	NKB 31004 INV MM INVEST EUROPA AKK	0	655.330	655.330
**D	NYKREDIT INVEST GLOBALE AKTIER SRI	0	477.778	477.778
**D	NYKREDIT INVEST TAKTISK ALLOKERING	0	125.761	125.761
**D	NKB INVEST GLOBALE AKTIER BASIS	0	41.213	41.213
**D	CEP DEP IP EUROPEAN HIGH INCOME	0	34.608	34.608
**D	CEP DEP IP EUROPEAN EQTY INCOME	0	1.667.588	1.667.588
**D	PUBLIC EMPLOYEES RETIREMENT SYSTEM OF MISSISSIPPI	0	1.119.031	1.119.031
**D	POWERSHARES S AND P GLOBAL EX CANADA HIGH DIVIDEND LOW VOLATILITY INDEX ETF	0	13.177	13.177
**D	NATIONAL ELEVATOR INDUSTRY HEALTH BENEFIT PLAN	0	111.100	111.100
**D	DUFF AND PHELPS GLOBAL UTILITY INCOME FUND INC	0	3.013.959	3.013.959
**D	EMPLOYEES RETIREMENT TRUST OF BANK OF MONTREAL HARRIS	0	143.139	143.139
**D	HRCD RPMT HAP RHUMBLINE SAFE	0	4.038	4.038
**D	NATWEST DEP SFE EUROPE EQ SSGA	0	138.954	138.954
**D	PS FTSE LO BT EQ WT FORT	0	2.560	2.560
**D	FLORIDA RETIREMENT SYSTEM	0	2.466.383	2.466.383
**D	FLORIDA RETIREMENT SYSTEM	0	3.131.733	3.131.733
**D	AGHIT HAI RHUMBLINE SAFE THE ARCHDIOCESE OF HARTFORD INVESTMENT TRUST	0	4.611	4.611
**D	ING PARAPLUFONDS 1 N.V.	0	655.749	655.749
**D	NN PPIV NN PREMIUM DIVIDEND FUND	0	348.064	348.064
**D	ACADIAN INTERNATIONAL EQUITY FUND LLC	0	103.514	103.514
**D	ACADIAN NON US ALL CAP EQUITY FUND USD HEDGED LLC	0	368.773	368.773
**D	BOK KIC GAEQ16	1	1	1
**D	BOK KIC GREQ	0	100.679	100.679
**D	THE GOVERNMENT EMPLOYEES PENSION FUND GERF	0	312.557	312.557
**D	BOK MCM DM FEO	0	1	1
**D	GOLDMAN SACHS GMS ERISA GROUP TRUST	0	111.300	111.300

EP

809

LISTA ESITO DELLE VOTAZIONE
 Oggetto: Nomina dei componenti il Consiglio di Amministrazione

FAVOREVOLI alla LISTA 2

Badge	Ragione Sociale	Proprio	Delega	Totale
**D	MONUS EQUITY MGRSPORT 1 ACADIANAN	0	42.027	42.027
**D	SPRUCEGROVE NONDS EQUITY LILCLC	0	70.964	70.964
**D	AST FRU GRWTH ALL PTF QMA EAFE PDFF	0	292.154	292.154
**D	ACADIAN ALL COUNTRY WORLD MANAGED VOLATILITY EQUITY FUND LLC	0	68.963	68.963
**D	56053 IP GLOBAL EQUITIES I	0	456.411	456.411
**D	WILM MULTI MGR FD JO HRMBRO	0	238.500	238.500
**D	WILMINGTON MULTI MANAGER INTERNATIONAL FUND	0	101.489	101.489
**D	CEP DEP IP GLOBAL TARGETED RE FUND	0	1.114.712	1.114.712
**D	IVY PZENA INTERNATIONAL VALUE FUND	0	433.574	433.574
**D	PS FTSE RAFI DEVEL MAR EX US PORT	0	784.659	784.659
**D	POWERSHARES GLOBAL FUNDS IRELAND PLC	0	13.840	13.840
**D	PS FTSERAFI EU UCITS ETF BNYMTCIL	0	7.877	7.877
**D	AST JFM GL THEM PORT 2 INT EME PDNB	0	213.020	213.020
**D	AST BIKBK GLBL STR INT SAE PDDC	0	13.515	13.515
**D	THE PRUDENTIAL SERIES FUND GLOBAL PORTFOLIO	0	280.300	280.300
**D	PSF FLEXIBLE MANAGED PORTF QMA	0	98.012	98.012
**D	PSF CONSERVATIVE BAL PORTF QMA	0	61.737	61.737
**D	PRU QMA WRLD FD INC FRU INT EQTY	0	251.466	251.466
**D	PRUDENTIAL INVESTMENT PORTFOLIOS INC PRUDENTIAL BALANCED FUND	0	106.587	106.587
**D	FT NASDAQ SMART GRID INDEX FUND	0	37.631	37.631
**D	FT ISE GLOBAL WIND ENERGY INDEX FND	0	277.120	277.120
**D	BNYMTCIL GLG EUROPEAN EQ ALTER TRAD	0	305.843	305.843
**D	STICHTING BEDRIJFSKAPENSIOENFONDS VOOR DEZOEETWARENINDUSTRIE	0	326.173	326.173
**D	GREAT-WEST INTERNATIONAL INDEX FUND	0	582.285	582.285
**D	AST RCM WORLD TRENDS PORT PDBF	0	1.032.953	1.032.953
**D	ADVANCED SERIES TRUST-AST PRUDENTIAL GROWTH ALLOCATION PORTFOLIO	0	836.755	836.755
**D	THE BANK OF KOREA	0	7.299	7.299
**D	ACADIAN GLOBAL MANAGED VOLATILITY EQUITY FUND LLC	0	583.627	583.627
**D	BOK KIC GEEQ2 0	0	26.203	26.203
**D	THE STATE OF CONNECTICUT ACTINGTHROUGH ITS TREASURER	0	61.260	61.260
**D	EMPLOYEES RETIREMENT SYSTEM OF TEXAS	0	89.100	89.100
**D	DEUTSCHE XTRKS MSCI ALL WORLD HDG	0	894.647	894.647
**D	CANDLES PROVIDENT PENSION FUND	0	41.834	41.834
**D	NKB SI MOMENTUM AKTIER	0	3.449	3.449
**D	NKB SI MOMENTUM AKTIER AKK	0	111.362	111.362
**D	NKB SII DOW JONES SWI	0	9.669	9.669
**D	NKB SII EUROPE VALUE	0	182.479	182.479
**D	IQ CANDRIAM ESG INTERNATIONAL EQUITY ETF	0	278.980	278.980
**D	STICHTING BEDRIJFSKAPENSIOENFONDS	0	40.678	40.678
**D	KAPITALFORENINGEN INVESTIN PRO	0	576.360	576.360
**D	POWERSHARES S AND P INTERNATIONAL DEVELOPED HIGH DIVIDEND LOW VOLATILITY PORTFOLIO	0	13.062	13.062
**D	PNC GBL OMNIBUS CUSTODY	0	16.765	16.765
**D		0	11.676	11.676

leo

BR

LISTA ESITO DELLE VOTAZIONE
 Oggetto: Nomina dei componenti il Consiglio di Amministrazione

FAVOREVOLI alla LISTA 2

Badge	Ragione Sociale	Proprio	Delega	Totale
**D	AZL NEJ INTERNATIONAL VALUE FUND	0	60.616	60.616
**D	SPARTAN INTL INDEX	0	15.689.762	15.689.762
**D	TTPF PANAGORA DYN INTL EC	0	5.836	5.836
**D	AD1F APP LSV IE	0	99.900	99.900
**D	STICHTING PENSIOENFONDS VAN DE ABN	0	715.382	715.382
**D	BELLSOUTH CORP REA VEBIA TRUST	0	117.543	117.543
**D	ARCHDIOESE OF NEW YORK MASTER TRUST	0	102.431	102.431
**D	SHELL PENSION TRUST	0	167.133	167.133
**D	SHELL PENSION TRUST	0	251.251	251.251
**D	MNVE SSGA INTL EQUITY	0	40.251	40.251
**D	LELF LSV ASSET MGMT	0	199.200	199.200
**D	DREYFUS INDEX FUNDS INC DREYFUS INTERNATIONAL STOCK INDEX FUND	0	325.681	325.681
**D	DREYFUS INTERNATIONAL EQUITY FUND	0	1.179.138	1.179.138
**D	ECBSEG	0	371.490	371.490
**D	WHITE WCTC PZENA	0	83.716	83.716
**D	CITY OF MEMPHIS RETIREMENT SYSTEM	0	78.344	78.344
**D	LOUISIANA SHERIFFS ARROWSTREET	0	119.204	119.204
**D	EMPLOYEES RETIREMENT SYSTEM OF TEXAS	0	1.209.000	1.209.000
**D	PZENA INVESTMENT MGT	0	468.363	468.363
**D	PFI SYSTEMATEX INTERNATIONAL FD PGI	0	305.879	305.879
**D	APL RB EQ DEV MIRA	0	95.834	95.834
**D	BLL AQUILA LIFE FISE RARI DEVELOPED	0	1.131.329	1.131.329
**D	BLL AQUILA LIFE MSCI WORLD FUND	0	1.619.769	1.619.769
**D	BLL AQUILA LIFE OSEAS EQUITY FUND	0	6.846	6.846
**D	BR GLOBAL OPP PORT EQUITY SLEEVE	0	408.894	408.894
**D	BLL ASCENT LIFE EUROPEAN	0	125.297	125.297
**D	TEACHERS' RETIREMENT SYSTEM OF LOUISIANA	0	129.239	129.239
**D	TEACHERS' RETIREMENT SYSTEM OF LOUISIANA	0	1	1
**D	SEMPRA ENERGY PENSION MASTER TRUST	0	233.197	233.197
**D	SEATTLE CITY EMPLOYEES RETIREMENT SYSTEM	0	78.870	78.870
**D	PS6F STATE STREET INTL EQ	0	622.873	622.873
**D	AST JEM SO CAPITAL PRESERV PDAG	0	85.769	85.769
**D	AST JEM SO EAFE OPP PD4D	0	53.412	53.412
**D	BLL AQUILA LIFE EUROPEAN EQUITY	0	5.204.967	5.204.967
**D	AIF 21104 LPI AKT EUROPA II	0	67.736	67.736
**D	INVESTINGSFORINGEN LAEGERNES INVEST,	0	39.674	39.674
**D	AF81 LABOR SELECT INTL EQ	0	1.163.177	1.163.177
**D	DEUTSCHE XTRKS MSCI EURO CCYHGD	0	495.672	495.672
**D	ARC RB EQ DEV KAITOS	0	28.623	28.623
**D	POWERSHARES PUREBETA FISE DEVELOPED EX NORTHAMERICA PORTFOLIO	0	1.194	1.194
**D	RTC EMULATION	0	72.854	72.854
**D	SCEF MONDRIAN	0	321.408	321.408
**D	SAEF SCE PANAGORA QUAL	0	188.961	188.961

8/11

8/11

LISTA ESITO DELLE VOTAZIONE
 Oggetto: Nomina dei componenti il Consiglio di Amministrazione

FAVOREVOLI alla LISTA 2

Badge	Ragione Sociale	Proprio	Delega	Totale
**D	DEX FTSE DEV EX US COMP FACTOR	0	8.531	8.531
**D	ABN AMRO PF URS RAFI 1000	0	615.196	615.196
**D	ASV RB EQ DEV MENKAR	0	61.704	61.704
**D	EGTF DR NON US EQUITY GT	0	19.212	19.212
**D	MCKINLEYCAPITLGROWT	0	155.500	155.500
**D	DEUTSCHE XTRKS MSCI EAFE GCYHDG	0	2.471.920	2.471.920
**D	TGMF PANAGORA INFL EQ	0	17.715	17.715
**D	FARMERS GROUP INC EMPLOYEES PENSION PLAN TRUST	0	334.780	334.780
**D	FARMERS GROUP INC 401 K SAVINGS PLAN	0	484.463	484.463
**D	ROWF GT ACWI EX US	0	2.605.885	2.605.885
**D	SBSA GEF BLACKROCK EQUITY	0	809.731	809.731
**D	BOA PENSION PLAN MONDRIAN	0	1.304.006	1.304.006
**D	ALASKA PERMANENT FUND CORPORATION	0	1.150.133	1.150.133
**D	3M ERIP RAFI EAFE	0	380.124	380.124
**D	AP7 EQUITY FUND	0	9.476.085	9.476.085
**D	SISTERS OF CHARITY OF LEAVENWORTH HEALTH SYSTEM MASTER TRUST	0	93.385	93.385
**D	MSV JP MORGAN	0	312.609	312.609
**D	NEFF LSV ASSET MGMT	0	567.200	567.200
**D	NATIONAL ELEVATOR INDUSTRY PENSION PLAN	0	286.900	286.900
**D	CYBF ATIVO CAPITAL MGMT	0	48.820	48.820
**D	LEFF LAZARD	0	208.600	208.600
**D	RZSF3002 NON US EQ MONDRIAN	0	125.499	125.499
**D	RZSF3001 NON US GE W BLAIR	0	598.464	598.464
**D	ADEPT INVESTMENT MANAGEMENT PLC	0	216.592	216.592
**D	INVECO PERPETUAL GLOBAL TARGETED INCOME FUND	0	982.876	982.876
**D	CEP DEP IP EURO EX UK ENH IND FD	0	14.813	14.813
**D	STICHTING BEDRIJFSTAKPENSIOENFONDS VOOR DEZOEETWARENINDUSTRIE EUROPAWEG	0	13.340	13.340
**D	VIRGINIA RETIREMENT SYSTEM	0	428.092	428.092
**D	VIRGINIA RETIREMENT SYSTEM	0	188.000	188.000
**D	VIRGINIA RETIREMENT SYSTEM	0	189.383	189.383
**D	PMPT-INKA-FONDS	0	2.422.000	2.422.000
**D	AIC CAMELBAR INTERNATIONAL EQUITY FUND	0	1.588.338	1.588.338
**D	LAWRENCE LIVERMORE NATIONAL SECURITY LLC AND LOS ALAMOS NATIONAL SECURITY LLC DEFINED BENEFIT PLANGROUP TRUST	0	503.941	503.941
**D	128.737	128.737	3.489.000	3.489.000
**D	LIMS LLC AND LANS LLC DEFINED BENEFIT PLAN GROUP TRUST	0	558.725	558.725
**D	DEZF LSV ASSET MGMT	0	82.300	82.300
**D	MSV LIFE PLC	0	78.720	78.720
**D	VANGUARD GLOBAL DIVIDEND FUND	0	1.698	1.698
**D	ELZF EL2 LSV	0	33.900	33.900
**D	COUNTY EMPLOYEES ANNUITY AND BENEFIT FUND OF COOK COUNTY	0	70.240	70.240
**D	COUNTY EMPLOYEES ANNUITY AND BENEFIT FUND OF COOK COUNTY	0	295.170	295.170

Handwritten mark

812

LISTA ESITO DELLE VOTAZIONE
 Oggetto: Nomina dei componenti il Consiglio di Amministrazione

FAVOREVOLI alla LISTA 2

Badge	Regione Sociale	Proprrio	Delega	Totale
**D	COUNTY EMPLOYEES ANNUITY AND BENEFIT FUND OF COOK COUNTY	0	446.083	446.083
**D	CASEY FP ARROWSTREET	0	136.046	136.046
**D	UNITED CHURCH FUNDS QMA BFF	0	6.523	6.523
**D	UNITED CHURCH FUNDS LSV ASSET MGMT	0	144.500	144.500
**D	QSBF PANAGORA	0	56.056	56.056
**D	BNYMFCIL FT EURO ALPHADEX UCITS ETF	0	50.448	50.448
**D	BNY MELLON INTERNATIONAL FUND	0	1.491.342	1.491.342
**D	DEUTSCHE XTRK MSCI STH EUR HDG ETF	0	6.647	6.647
**D	LRPF WILLIAM BLAIR	0	130.022	130.022
**D	COLUMBIA SUSTAINABLE INTL EQ ETF	0	3.871	3.871
**D	JDRF LSV NON US LONG	0	406.300	406.300
**D	IN8 COP TREAS PWP RHUMELINE MSCI	0	53.869	53.869
**D	AB FOODS ARTEMIS	0	776.625	776.625
**D	CPA COP PSERS PSERS ACWI X US INDEX	0	1.032.568	1.032.568
**D	ACON HEWITT COLLECTIVE INVESTMENT TRUST	0	73.676	73.676
**D	INTERNATIONALE KAPITALANLAGEGESELLSCHAFT MEH ACTING FOR ACCOUNT OF INKA PBEAKK	0	747.029	747.029
**D	AURION GLOBAL EQUITY FUND	0	29.360	29.360
**D	AZL INTERNATIONAL INDEX FUND	0	868.935	868.935
**D	BGF NEW ENERGY FD NAT RES	0	10.033.571	10.033.571
**D	BGF EUROPEAN VALUE FD	0	1.731.023	1.731.023
**D	BGF EURO MKTS FD EURO EQUITY PF	0	4.033.859	4.033.859
**D	BOX KIC AAEQ 3	0	11.437	11.437
**D	ACON HEWITT GROUP TRUST	0	527.500	527.500
**D	WF KNIGHTS OF COLUMBUS MAST TR SSGA	0	18.840	18.840
**D	HESF NJF INVEST GRP	0	90.911	90.911
**D	HAWAIIAN ELECTRIC INDUSTRIES INC MASTER VERA TRUST	0	9.959	9.959
**D	MI FONDS K12 SPK	0	177.141	177.141
**D	MI FONDS K11 SPK	0	86.837	86.837
**D	MI FONDS K10 SPK	0	448.366	448.366
**D	ARBEJDSMARKEDETS TILLAEGSPENSION	0	1.538.145	1.538.145
**D	INTERFUND SICAV INTERFUND EQUITY ITALY	0	274.000	274.000
**D	FIDEURAM ASSET MANAGEMENT (IRELAND) FONDITALIA EQUITY ITALY	0	5.964.000	5.964.000
**D	AMUNDI SGR SPA / AMUNDI RISPARMIO ITALIA	0	1.387.458	1.387.458
**D	AMUNDI SGR SPA/AMUNDI SVILUPPO ITALIA	0	1.372.000	1.372.000
**D	AMUNDI SGR SPA	0	1.745.542	1.745.542
**D	AMUNDI SGR SPA / OBBLIGAZIONARIO PIU' A DIS TRIBUZIONE	0	149.195	149.195
**D	AMUNDI SGR SPA / AZIONARIO VALORE EUROPA A DISTRIBUZIONE	0	350.097	350.097
**D	AMUNDI SGR SPA / AZIONARIO EUROPA	0	482.416	482.416
**D	SEI GLOBAL INVESTMENT FUND PLC	0	138.515	138.515
**D	AMJ GLOBAL BALANCED FUND 2017	0	58.458	58.458
**D	BLACKROCK GA ENHANCED EQUITY F	0	8.702	8.702
**D	SEI GLOBAL MASTER FUND FLC - T	0	268.243	268.243
**D	AB CAP FUND INC AB FLEXFEE	0	13.760	13.760

Handwritten signature

813

LISTA ESITO DELLE VOTAZIONE
 Oggetto: Nomina dei componenti il Consiglio di Amministrazione

FAVOREVOLI alla LISTA 2

Badge	Regione Sociale	Proprio	Delega	Totale
**D	LSV FUNDS PLC	0	205.700	205.700
**D	AB SICAV I - ALTERNATIVE RISK	0	44.910	44.910
**D	AB SICAV I ALL MARKET TOTAL	0	5.580	5.580
**D	AFFINITY WORLD LEADERS EQUITY	0	2.710	2.710
**D	AB SICAV I ALL MARKET INCOME	0	508.177	508.177
**D	AB SICAV I - EUROZONE EQUITY P	0	9.191.336	9.191.336
**D	E.T.H.I.C.A	0	430.000	430.000
**D	AB SICAV I - EUROPEAN EQUITY F	0	2.154.461	2.154.461
**D	WELLS FARGO (LUX) WORLDWIDE FU	0	4.329	4.329
**D	PGIM ETF TRUST - PGIM OMA STRA	0	9.908	9.908
**D	AB SICAV I - LOW VOLATILITY T	0	285.740	285.740
**D	INTER EXPANSION	0	58.482	58.482
**D	BRIDGE BUILDER INTERNATIONAL	0	12.741.117	12.741.117
**D	FONDS PALLADIO	0	194.256	194.256
**D	AGF FCR ACTIONS	0	142.741	142.741
**D	AIM EQUITY EMU 1	0	888.853	888.853
**D	AZ AIR FRANCE ROCHE ACT EUR	0	106.452	106.452
**D	ALLIANZ CAVAMAC ACTIONS	0	85.443	85.443
**D	ALLIANZ HOSPITALIERS EURO	0	807.898	807.898
**D	ALLIANZ HOSPI VAL DURABLES	0	400.000	400.000
**D	LYXOR EURO STOXX 300 DR	0	400.000	400.000
**D	LYXOR STOX EUROPE 600 (DR	0	1.899.621	1.899.621
**D	TOUCHSTONE FUNDS GROUP	0	119.570	119.570
**D	LYX FTSE EUR MIN VAR UC ETF	0	9.421	9.421
**D	MRAIF ASSURANCES SA	0	927.636	927.636
**D	PROTEC BT	0	12.760	12.760
**D	MOOREA FUND - SELECTION EUR	0	214.357	214.357
**D	ALLIANZ VIE-HENAFF HERVE	0	229.088	229.088
**D	MUL - LYXOR ITALIA EQUITY PIR	0	144.034	144.034
**D	LA BANQUE POSTALE ASSET MANAGE	0	93.094	93.094
**D	LIF - LYXOR MSCI EMU VALUE DR	0	363.785	363.785
**D	ALLIANZ VIE ACE ACTIONS-HENAFF	0	377.630	377.630
**D	LYXOR INDEX FUND -LYXOR GLOB.F	0	14.838	14.838
**D	LYXOR CORE MSCI EMU DR UCITS	0	394.792	394.792
**D	LYXOR CORE MSCI WORLD (DR) UCI	0	115.765	115.765
**D	AZ VIE PFON RETRAITE ACTION-HE	0	289.633	289.633
**D	NESTLE FRANCE EQUILIBRE	0	87.148	87.148
**D	SG ACTIONS INTERNATIONALES	0	263.890	263.890
**D	HALEVY A3	0	338.506	338.506
**D	FCPE MACIF CROISSANCE DURABLE	0	500.165	500.165
**D	MRAIF CROISSANCE DURABLE	0	160.650	160.650
**D	MONCEAU EUROPE VALUE	0	334.795	334.795
**D		0	496.657	496.657

Handwritten signature

84

LISTA ESITO DELLE VOTAZIONE

Oggetto: Nomina dei componenti il Consiglio di Amministrazione

FAVOREVOLI alla LISTA 2

Badge	Ragione Sociale	Proprio	Delega	Totale
**D	CIPAV METROPOLE DIVERSIFIE	0	471.588	471.588
**D	MONCEAU ETHIQUE	0	188.075	188.075
**D	SMITH GROUP GLOBAL LARGE CAP	0	21.100	21.100
**D	TRUST AND CUSTODY SERVICES BAN	0	4.400	4.400
**D	AB SICAV I - EUROPE (EX UK) EQ	0	9.990	9.990
**D	BLACKROCK EUFUFUND	0	231.696	231.696
**D	BLACKROCK GLOBAL ALLOCATION FU	0	19.002.184	19.002.184
**D	BLACKROCK GLOBAL SMALLCAP FUND	0	3.367	3.367
**D	BLACKROCK GLOBAL ALLOCATION FO	0	1.340	1.340
**D	LYXOR MSCI EUROPE CLIMATE	0	149.367	149.367
**D	BLACKROCK GLOBAL ALLOCATION PO	0	792	792
**D	LYXOR MSCI WORLD CLIMATECHANGE	0	6.545.841	6.545.841
**D	BLACKROCK GLOBAL ALLOCATION VI	0	265.945	265.945
**D	BLACKROCK EURO STOXX 50 (DR)	0	991.010	991.010
**D	ACBERNSTEIN	0	175.000	175.000
**D	UF 6 A ACT	0	200.000	200.000
**D	TRUST CUSTODY SERVICES BANK, L	0	145.912	145.912
**D	ASI - PROGETTO SVILUPPO GLO	0	307.557	307.557
**D	CASSETTE DIVERSIFIE	0	25.535	25.535
**D	AM SOL IT-PROGETTO SVILUPPO GL	0	136.737	136.737
**D	SOGECAP AP LOW CARBON	0	1.798.805	1.798.805
**D	BROWN BROTHERS HARRIMAN TRUSTE	0	294.174	294.174
**D	SILVER INVESCO EURO EQUITY	0	158.286	158.286
**D	AMUNDI S.F-EURO EQ MARKET PLUS	0	31.829	31.829
**D	SG ACTIONS EUROPE MULTIGESTION	0	49.633	49.633
**D	DIVERSIFIE ACTIONS 50-65 DU CD	0	23.492	23.492
**D	AM SOL IT-PROGETTO CED 04 2024	0	1.524.607	1.524.607
**D	OFI MARKET NEUTRAL EQUITY	0	36.596	36.596
**D	PIONEER INVESTMENTS TOTAL RETU	0	58.461	58.461
**D	AMUNDI SOLUZ IT-PROG CED 05 20	0	295.445	295.445
**D	MACIF CROISSANCE DURABLE ET SO	0	117.211	117.211
**D	TRUST AND CUSTODY SERVICES BAN	0	38.887	38.887
**D	AMUNDI SOLUZ IT-PROG CED 06 20	0	47.350	47.350
**D	AMUNDI SOLUZ IT-PROG CED 08 20	0	78.622	78.622
**D	THE NOMURA TRUST AND BANKING C	0	42.711	42.711
**D	AMUNDI SOLUZ IT-PROG CED 09 20	0	4.971	4.971
**D	AMUNDI SF-DIVERS TARG IN 11 21	0	19.137	19.137
**D	AMUNDI SOLUZ IT-PROG CED 12 20	0	176.681	176.681
**D	SG ACTIONS EUROPE	0	37.958	37.958
**D	SG ACTIONS EUROPE LARGE CAP	0	33.892	33.892
**D	AMUNDI SOLUZ IT-PROG CED 11 20	0	1.456.404	1.456.404
**D	LYXOR MSCI EUROPE UCITS ETF	0	5.102	5.102
**D	ACBERNSTEIN-DYNAMIC DIVERSIFI	0	7.176.699	7.176.699
**D	LYX EUR STOXX 50 (DR) U E	0		

13

815

LISTA ESITO DELLE VOTAZIONI

Oggetto: Nomina dei componenti il Consiglio di Amministrazione

FAVOREVOLI alla LISTA 2

Badge	Ragione Sociale	Proprio	Delega	Totale
**D	AMUNDI SOLUZ IT-PROG CED 02 21	0	16.585	16.585
**D	LYXOR INDEX FUND EURO	0	16.242	16.242
**D	AMUNDI SOLUZ IT-PROG CED 03 21	0	21.341	21.341
**D	NUVEEN GLOBAL INVESTORS FUND P	0	122.518	122.518
**D	2) NUMERIC INVESTORS LLC	0	95.900	95.900
**D	AMUNDI SOLUZ IT-PROG CED 05 21	0	21.062	21.062
**D	GLOBAL HIGH INCOME EQUITY FUND	0	151.369	151.369
**D	ETOILE ACTIONS RENDEMENT	0	433.168	433.168
**D	ETOILE ENERGIE EUROPE	0	108.415	108.415
**D	ANTALUS ROTATION SECTORIELLE	0	85.414	85.414
**D	AMUNDI SOLUZ IT-PROG CED 06 21	0	16.537	16.537
**D	SEI GLOBAL MASTER FUND PLC STY	0	1.394.000	1.394.000
**D	INVECO ASSET MANAGEMENT LIMIT	0	49.938	49.938
**D	ACBERNSTEIN FCP	0	7.340.755	7.340.755
**D	AMUNDI SOLUZ IT-PROG CED 08 21	0	9.674	9.674
**D	EMG EUROPE LAZARD AM	0	159.706	159.706
**D	ETOILE ACTIONS INTERNATIONALES	0	195.488	195.488
**D	AMUNDI SOLUZ IT-PROG CED 09 21	0	15.076	15.076
**D	CFI AM	0	2.028.836	2.028.836
**D	SEI INVESTMENTS (EUROPE) LIMIT	0	44.470	44.470
**D	AMUNDI SF-DIV TGT INC 11 2022	0	15.742	15.742
**D	CHERRY TREE FUND OF AMERICAN I	0	329.320	329.320
**D	AMUNDI SF-DIV TGT INC 11 2021	0	13.490	13.490
**D	SEI GLOBAL INVESTMENTS FUND PL	0	38.262	38.262
**D	AMUNDI SOLUZ IT-PROG CED 12 21	0	11.181	11.181
**D	TST TOUCHSTONE SUSTAINABILITY	0	1.702.324	1.702.324
**D	AMUNDI SOLUZ IT-PROG CED 02 22	0	26.714	26.714
**D	AB CAP FUND, INC. - AB INTERNAT	0	905.270	905.270
**D	AMUNDI SOLUZ IT-PROG CED 03 22	0	20.985	20.985
**D	AMUNDI SOLUZ IT-PROG CED 04 22	0	11.832	11.832
**D	SEI GLOBAL MASTER FUND PLC- TH	0	112.983	112.983
**D	AMUNDI SOLUZ IT-PROG CED 06 22	0	13.096	13.096
**D	ALLIANCEBERNSTEIN FUND DYNAMIC	0	30.778	30.778
**D	AMUNDI SOLUZ IT-PROG CED 05 22	0	13.242	13.242
**D	AMUNDI SOLUZ IT-PROG CED 10 22	0	13.773	13.773
**D	AM SOL IT- PROG CED 12 2022	0	19.495	19.495
**D	ASI-PROGETTO CEDOLA 04 2023	0	28.903	28.903
**D	AM SOL IT-PROG CED 05 2023	0	29.882	29.882
**D	AM SOL IT-PROG CED 06 2023	0	24.547	24.547
**D	ASI-PROGETTO CEDOLA 07 2023	0	22.002	22.002
**D	NUMERIC EUROPEAN EQUITY FUND A	0	71.600	71.600
**D	ASI-PROGETTO CEDOLA 09 2023	0	28.514	28.514
**D	ASI-PROGETTO CEDOLA 10 2023	0	28.792	28.792

816

LISTA ESITO DELLE VOTAZIONE
 Oggetto: Nomina dei componenti il Consiglio di Amministrazione

FAVOREVOLI alla LISTA 2

Badge	Ragione Sociale	Proprio	Delega	Totale
**D	KOKUSAI EQUITY INDEX FU	0	205.086	205.086
**D	ASI-PROGETTO CEDOLA 12 2023	0	26.834	26.834
**D	CONSULTING GROUP CAPITAL MARKE	0	194.256	194.256
**D	AMUNDI S.F. - EQ PLAN 60	0	17.352	17.352
**D	CNS GLOBAL LIST INFRASTRUCTUR	0	109.100	109.100
**D	AMUNDI S.F. -ABSOLUTE RET MULTI	0	17.906	17.906
**D	PI INVESTMENT FD-OPTIMISER	0	267.780	267.780
**D	PI IF -EMD EQUITY	0	379.755	379.755
**D	PI IF -EUROPEAN EQUITY	0	168.857	168.857
**D	AMUNDI SOLUZIONI IT-PROG. AZ.	0	32.138	32.138
**D	AMUNDI SOLUZ IT-PROG CED 09 22	0	25.136	25.136
**D	AMUNDI SOLUZ IT-PROG CED 07 22	0	10.761	10.761
**D	OPI FUND - EURO LARGE CAP	0	80.000	80.000
**D	ERSTE-SPARINVEST KAPITAL.M.B.H	0	941.602	941.602
**D	AMUNDI LUXEMBOURG SA	0	393.738	393.738
**D	ESPERIDES - S.A. SICAV - SIF	0	118.483	118.483
**D	AMUNDI-SIF GLOBAL ETHICAL EQUITIES	0	15.052	15.052
**D	SINGLE SELECT INVEST MONCEAU ACTION	0	100.000	100.000
**D	SEYOND EUROPE MINVOL	0	1.747.013	1.747.013
**D	OSTRUM EURO VALUE EQUITY	0	221.614	221.614
**D	SEYOND EQUITY FACTOR INVESTING EUROPE	0	4.790	4.790
**D	VALLANT AKTIEN EUROP	0	24.697	24.697
**D	G FUND NEXT R EVOLUTIONS	0	593.935	593.935
**D	PRIVILEGE - JP MORGAN PAN EUROPEAN FLEXIBLE EQUITY	0	9.131	9.131
**D	SEYOND EUROPE MARKET NEUTRAL	0	8.857	8.857
**D	DNB ASSET MANAGEMENT AB	0	40.896	40.896
**D	CLEOME INDEX GLOBAL EQUITIES	0	10.644	10.644
**D	CLEOME INDEX EUROPE EQUITIES	0	166.338	166.338
**D	CANDRIAM QUANT EQUITIES MULTI-FACTOR EMU	0	12.472	12.472
**D	CANDRIAM QUANT EQUITIES MULTI-FACTOR GLO	0	4.707	4.707
**D	CLEOME INDEX EMU EQUITIES	0	89.849	89.849
**D	CANDRIAM QUANT EQUITIES EUROPE	0	14.628	14.628
**D	CLEOME INDEX WORLD EQUITIES	0	7.474	7.474
**D	AMUNDI FUNDS MULTI ASSET CONSERVATIVE	0	81.861	81.861
**D	AMUNDI EURO STOXX 50	0	6.951.630	6.951.630
**D	AF DYNAMIC MULTI FACTO GLOBAL EQ-EUROPE	0	5.826	5.826
**D	CPR INVEST - FUTUR CITIES	0	44.470	44.470
**D	AMUNDI FUNDS EQUITY EUROPE RISK PARITY	0	81.838	81.838
**D	AMUNDI FUNDS DYNAMIC MULTI FACTORS EURO	0	1.081.857	1.081.857
**D	AMUNDI FUNDS DYNAMIC MULTI FACT EUROPE EQU	0	198.249	198.249
**D	AMUNDI INDEX MSCI EUROPE	0	1.635.132	1.635.132
**D	AMUNDI INDEX GLOBAL LOW CARBON	0	230.067	230.067
**D	AMUNDI INDEX MSCI WORLD	0	255.760	255.760

LISTA ESITO DELLE VOTAZIONE
 Oggetto: Nomina dei componenti il Consiglio di Amministrazione

FAVOREVOLI alla LISTA 2

Badge	Ragione Sociale	Proprio	Delega	Totale
**D	AMUNDI INDEX MSCI EMU	0	3.489.276	3.489.276
**D	AMUNDI FUNDS GLOBAL PERSPECTIVES	0	22.417	22.417
**D	AMUNDI INDEX EQUITY GLOBAL MULTI SMART ALLOCATION SCIENTIFIC BETA	0	16.350	16.350
**D	AMUNDI FUNDS EQUITY EURO RISK PARITY	0	578.118	578.118
**D	AMUNDI MSCI EUROPE EX UK	0	13.887	13.887
**D	AMUNDI PRIME EUROPE - UCITS ETF DR	0	14.671	14.671
**D	AMUNDI PRIME EUROZONE	0	153.544	153.544
**D	AMUNDI PRIME GLOBAL - UCITS ETF DR	0	18.101	18.101
**D	STRUCTURA	0	3.639	3.639
**D	AMUNDI FUNDS EUROPEAN EQUITY TARGET INCO	0	6.576.349	6.576.349
**D	AMUNDI FDS GLOBAL MULTI-ASSET TARGET INC	0	252.672	252.672
**D	AMUNDI FUNDS ABSOLUTE RETURN MULTI-SRAT	0	360.767	360.767
**D	AMUNDI FUNDS GLOBAL EQUITY TARGET INCOME	0	3.104.418	3.104.418
**D	AMUNDI FUNDS PIONEER FLEXIBLE OPPORTUNIT	0	340.513	340.513
**D	AMUNDI FUNDS REAL ASSETS TARGET INCOME	0	250.000	250.000
**D	AMUNDI FUNDS MULTI-STRATEGY GROWTH	0	290.979	290.979
**D	AMUNDI FUNDS GLOBAL MULTI-ASSET	0	40.187	40.187
**D	AMUNDI FDS GLOB MULTI-ASSET CONSERVATIVE	0	75.261	75.261
**D	AMUNDI FUNDS EURO MULTI-ASSET TARGET INC	0	305.293	305.293
**D	CFR INVEST-EUROPE SPECIAL SITUATIONS	0	44.467	44.467
**D	G FUND - TOTAL RETURN ALL CAP EUROPE	0	700.000	700.000
**D	MIROVA EUROPE SUSTAINABLE ECONOMY FUND	0	42.253	42.253
**D	NIF I ALLIANZ BERNSTEIN	0	1.061.540	1.061.540
**D	DMS STIRLING HOUSE BALANCED	0	51.600	51.600
**D	DMS STIRLING HOUSE DYNAMIC	0	57.100	57.100
**D	DMS STIRLING HOUSE GROWTH FUND	0	158.000	158.000
**D	DMS STIRLING HOUSE MONTHLY INCOME FUND	0	3.600	3.600
**D	DMS VERBATIM PORTFOLIO 5 INCOME FUND	0	55.000	55.000
**D	CENTRAL BANK OF IRELAND	0	56.425	56.425
**D	EDMOND DE ROTHSCHILD FUND INCOME EUROPE	0	519.240	519.240
**D	EDMOND DE ROTHSCHILD FUND EQUITY EURO CORE	0	1.010.500	1.010.500
**D	EDMOND DE ROTHSCHILD FUND II - INCOME 2024	0	83.410	83.410
**D	CNP ASSURANCES	0	473.000	473.000
**D	CNP ASSURANCES	0	146.000	146.000
**D	CNP ASSURANCES	0	43.776	43.776
**D	CNP ASSURANCES	0	264.784	264.784
**D	LA SAUVEGARDE (A) EUROPE	0	10.750.000	10.750.000
**D	FIDELIA ASSISTANCE	0	33.563	33.563
**D	MMA IARD SA (A) EUROPE	0	36.792	36.792
**D	ASSISTANCE PROTECTION JURIDIQUE (A) SUROP	0	11.992	11.992
**D	GNE-VIE CANTON D (A) EUROPE	0	977.396	977.396
**D		0	87.820	87.820
**D		0	2.139.012	2.139.012

EB

98

LISTA ESITO DELLE VOTAZIONI

Oggetto: Nomina dei componenti il Consiglio di Amministrazione

FAVOREVOLI alla LISTA 2

Badge	Ragione Sociale	Proprio	Delega	Totale
**D	GMF ASSURANCES (A) EUROPE	0	661.388	661.388
**D	MAAF SANTE	0	29.139	29.139
**D	MAAF VIE WINNEO PERP	0	5.599	5.599
**D	MAAF VIE ACTIF GENERAL	0	1.101.335	1.101.335
**D	ABP IARD	0	64.684	64.684
**D	LA PANQUE POSTALE PREVOYANCE	0	181.000	181.000
**D	APSA-SRI ABSOL RETURN MULTI-ASSETS N1	0	9.298	9.298
**D	APSA-SRI ABSOL RETURN MULTI-ASSETS N2	0	1.155	1.155
**D	GGVIE PREPON RETRAITE A	0	632.260	632.260
**D	GRAMA LOIRE BRETAGNE ACTIONS	0	59.733	59.733
**D	REGARD ACTIONS DEVELOPPEMENT DURABLE	0	285.000	285.000
**D	REGARD ACTIONS CROISSANCE	0	210.000	210.000
**D	ALZ DIVERSIFIE CAUMARTIN (POCHE EURO)	0	140.000	140.000
**D	AA ALLIANZ DIVERSIFIE	0	1.208.882	1.208.882
**D	ALLIANZ GLOBAL INVESTORS FRANCE	0	219.732	219.732
**D	CAVEC LA FRANCAISE DES PLACEMENTS DIVERSIFIE	0	115.068	115.068
**D	CARPIMKO ACTIONS LO	0	250.000	250.000
**D	VILLIERS DIAPASON	0	155.058	155.058
**D	ESEPARNE 2	0	60.513	60.513
**D	SAFRAN DYNAMIQUE	0	53.266	53.266
**D	SAFRAN MIXTE SOLIDAIRE	0	10.951	10.951
**D	NATEXIS PERFORMANCE 09	0	149.951	149.951
**D	FCP CARPIMKO EUROPE	0	471.992	471.992
**D	IBM FRANCE	0	104.000	104.000
**D	FCP HAMELIN DIVERSIFIE FLEX II	0	8.636	8.636
**D	IBM FRANCE F	0	92.857	92.857
**D	DUGUAY ACTIONS EUROPE	0	135.122	135.122
**D	ERISA ACTIONS EUROPE N2	0	320.772	320.772
**D	ORANO DIVERSIFIE EQUILIBRE	0	37.820	37.820
**D	GRUPE CEA CROISSANCE (CEA2)	0	28.181	28.181
**D	HAMELIN ACTIONS EUROPE	0	123.051	123.051
**D	UFF CAP DIVERSIFIE	0	324.000	324.000
**D	AA NATIXIS MINIMUM VARIANCE	0	1.284.494	1.284.494
**D	FCP FL PREVOYANCE	0	273.930	273.930
**D	RSRC ACTIONS	0	1.025.616	1.025.616
**D	FCP CARBP DIVERSIFIE	0	492.802	492.802
**D	PERP PROGRESSIF	0	250.997	250.997
**D	ECUREUIL PROFIL 90	0	3.040.091	3.040.091
**D	UNIVERS CNP 1	0	163.810	163.810
**D	A.A. - BNP PAM -ISR	0	1.102.809	1.102.809
**D	BOURBON 7	0	82.230	82.230
**D	CONCORDE 96	0	226.813	226.813
**D	CNP MONTPARNASSE ACTIONS	0	308.586	308.586

LISTA ESITO DELLE VOTAZIONE
 Oggetto: Nomina dei componenti il Consiglio di Amministrazione

FAVOREVOLI alla LISTA 2

Badge	Ragione Sociale	Proprio	Delega	Totale
**D	OACET	0	221.439	221.439
**D	AA LA FRANCAISE ISR	0	577.780	577.780
**D	CNP ACP ACTIONS LT	0	285.148	285.148
**D	FC CARPIMKO	0	695.120	695.120
**D	AAE MG	0	270.528	270.528
**D	OCIRP ACTIONS P	0	400.000	400.000
**D	EDMOND DE ROTHSCHILD ASSET MANAGEMENT	0	489.540	489.540
**D	TESLA POCHE ACTIONS	0	76.244	76.244
**D	FONDATION EUROPE	0	139.091	139.091
**D	AB CFAO	0	18.350	18.350
**D	ADVIT ACT EU	0	225.275	225.275
**D	UECM ALSACE	0	22.000	22.000
**D	ARRCO LONG TERME F	0	313.140	313.140
**D	UMR SELECT EUROPE RI	0	334.000	334.000
**D	ARCCO LONG TERME B NATIXIS INVEST MANAGERS INTERNAT	0	405.327	405.327
**D	HSBC GLOBAL ASSET MANAGEMENT	0	525.351	525.351
**D	CONTI PLACEMENTS	0	84.132	84.132
**D	MGEN ACTION	0	173.640	173.640
**D	TOTAL DIVERSIFIE EQUILIBRE & SOLIDAIRE	0	52.895	52.895
**D	MONGELAS	0	123.468	123.468
**D	NEUFILIZE VIE OPPORTUNITES	0	287.323	287.323
**D	EUROCORPORATE FG DIVERSIFIE	0	13.323	13.323
**D	LBPAM STRATEGIE PEA 1	0	63.575	63.575
**D	LBPAM ACTIONS EUROPE	0	265.098	265.098
**D	TONI ACTIONS 100	0	369.396	369.396
**D	VIVACCIO ACTIONS	0	2.446.984	2.446.984
**D	LBPAM ACTIONS MONDE	0	548.346	548.346
**D	LBPAM ACTIONS INDICE EURO	0	1.196.587	1.196.587
**D	LBPAM ACTIONS 80	0	305.346	306.346
**D	LBPAM ACTIONS EUROPE MONDE	0	204.061	204.061
**D	LBPAM ACTIONS EUROPE 50	0	192.864	192.864
**D	LBPAM STRATEGIE PEA 2	0	77.622	77.622
**D	LBPAM ACTIONS OPTI INDICE EURO	0	43.225	43.225
**D	CNP TOCQUEVILLE VALUE EUROPE ISR	0	1.054.753	1.054.753
**D	SG AMUNDI ASSET MANAGEMENT	0	26.743	26.743
**D	AP ACTIONS 1 EURO	0	423.046	423.046
**D	ROPS-SMART INDEX EURO	0	535.186	535.186
**D	AP ACTIONS 3 MIN VOL	0	144.971	144.971
**D	PREDIQUANT A2 ACTIONS EUROPE	0	103.000	103.000
**D	CARP - INDO	0	841.369	841.369
**D	L.S. DYNAMIQUE ET SOLIDAIRE	0	19.000	19.000
**D	SPARGNE PRUDENCE TRALES	0	159.281	159.281
**D	LV CHALLENGE	0	147.406	147.406

LISTA ESITO DELLE VOTAZIONE
 Oggetto: Nomina dei componenti il Consiglio di Amministrazione

FAVOREVOLI alla LISTA 2

Badge	Ragione Sociale	Proprio	Delega	Totale
**D	N 1 RENDEMENT USINOR	0	40.944	40.944
**D	JUNON ACTIONS OBLIGATIONS	0	141.969	141.969
**D	AMUNDI LABEL DYNAMIQUE ESR	0	244.363	244.363
**D	AMUNDI LABEL PRUDENCE ESR	0	205.276	205.276
**D	AMUNDI LABEL EQUILIBRE ESR	0	353.265	353.265
**D	ARRCO LONG TERME O ACTIONS	0	671.007	671.007
**D	ATOUT PULSACTIONS	0	877.786	877.786
**D	LCL DYNAMIQUE	0	69.754	69.754
**D	VOCATION MARCHE ARIANESPACE CONSEIL DE SURVEILLANCE DU FCP	0	12.912	12.912
**D	LCL EQUILIBRE	0	74.202	74.202
**D	FDRN AMUNDI	0	272.766	272.766
**D	CRN AMUNDI ACTIONS	0	143.757	143.757
**D	PREDICA ISR EUROPE - ACTIONS	0	18.193	18.193
**D	PREDICA ISR MONDE - ACTIONS	0	11.150	11.150
**D	GRD 20 ACTIONS	0	1.108.281	1.108.281
**D	TECHNIP EQUILIBRE	0	86.273	86.273
**D	TECHNIP DYNAMIQUE	0	75.767	75.767
**D	SOLIDARITE	0	23.725	23.725
**D	VILLIERS ALTO	0	168.379	168.379
**D	EPARGNE ACTIONS MONDE ISR	0	151.146	151.146
**D	AMUNDI HORIZON	0	152.946	152.946
**D	ADP DIVERSIFIE DYNAMIQUE	0	41.965	41.965
**D	ICARE	0	208.118	208.118
**D	ROPS EURO P	0	1.323.542	1.323.542
**D	ARIA	0	19.665	19.665
**D	A.A. - GROUPAMA - ISR	0	1.157.175	1.157.175
**D	FCP GROUPAMA PHARMA DIVERSIFIE	0	145.000	145.000
**D	CAVEC GROUPAMA DIVERSIFIE	0	373.450	373.450
**D	CONTI GESTION	0	133.879	133.879
**D	FAGUS	0	1.101.635	1.101.635
**D	PORT ROYAL EQUILIBRE	0	244.739	244.739
**D	ALLOCATION INVEST INDIANAPOLIS	0	332.724	332.724
**D	GROUPAMA NORD EST ACTIONS	0	90.567	90.567
**D	GROUPAMA CR ACTIONS EURO	0	37.346	37.346
**D	GROUPAMA CR GENOVA 1	0	293.403	293.403
**D	MICHELET TUNNEL	0	149.703	149.703
**D	GAN FRANCESELECT	0	92.704	92.704
**D	GAN EUROSTRATEGIE	0	117.662	117.662
**D	AGRICA TACTIQUE G	0	240.247	240.247
**D	FCP GROUPAMA GRAND EST GROUPAMA	0	36.504	36.504
**D	GROUPAMA PARIS VAL DE LOIRE ACTIONS EURO	0	100.269	100.269
**D	WALLON	0	250.274	250.274
**D	ASTORG CROISSANCE	0	586.534	586.534

57

821

LISTA ESITO DELLE VOTAZIONE
 Oggetto: Nomina dei componenti il Consiglio di Amministrazione

FAVOREVOLI alla LISTA 2

Badge	Ragione Sociale	Proprio	Delega	Totale
**D	CHOIX SOLIDAIRE	0	23.340	23.340
**D	OFI ASSET MANAGEMENT	0	57.160	57.160
**D	GROUPAMA EPARGNE RESPONSABLE EQUILIBRE 1	0	355.657	355.657
**D	GROUPAMA EPARGNE RESPONSABLE DYNAMIQUE 1	0	249.818	249.818
**D	GROUPAMA EPARGNE RESPONSABLE PERSPECTIVE EQUILIBRE	0	440.987	440.987
**D	GROUPAMA EPARGNE RESPONSABLE PERSPECTIVE DYNAMIQUE	0	497.549	497.549
**D	REGARD ACTIONS EURO	0	500.000	500.000
**D	COVEA FINANCE	0	662.395	662.395
**D	COVEA SOLIS	0	257.721	257.721
**D	COVEA PATRIMOINE	0	287.500	287.500
**D	COVEA FINANCE ACTI EUROPE	0	606.142	606.142
**D	COVEA FINANCE INVESTISSEMENT	0	682.110	682.110
**D	COVEA FINANCE HORIZON DURABLE	0	205.435	205.435
**D	COVEA ACTIONS RENDEMENT	0	1.513.816	1.513.816
**D	ECUREUIL PROFIL 75	0	1.062.168	1.062.168
**D	ING RENDEMENT EUROPE	0	100.000	100.000
**D	ECUREUIL INVESTISSEMENTS	0	5.809.075	5.809.075
**D	EGAMO ALLOCATION FLEXIBLE	0	83.007	83.007
**D	CNP ASSUR VALUE ET MOMENTUM	0	80.089	80.089
**D	OSTRUM ACTIONS EUROPE RENDEMENT	0	459.276	459.276
**D	OSTRUM ACTIONS EURO	0	1.780.068	1.780.068
**D	LIVRET BOURSE INVESTISSEMENTS	0	976.426	976.426
**D	SEYOND ACTIONS EUROPEENNES	0	422.659	422.659
**D	HSBC ACTIONS MONDE	0	79.473	79.473
**D	FEDERAL OPTIMAL (PART F)	0	1.366.000	1.366.000
**D	OSTRUM ACTIONS EUROPEENNES	0	619.654	619.654
**D	OSTRUM ACTIONS EUROPE VALUE	0	117.029	117.029
**D	HSBC SUSTAINABLE GLOBAL EQUITY	0	542.833	542.833
**D	HSBC ACTIONS EUROPE	0	1.129.404	1.129.404
**D	HSBC EURO ACTIONS	0	351.498	351.498
**D	HSBC MULTI-ASSET DYNAMIC EURO	0	429.820	429.820
**D	SEYOND EQUITY FACTOR INVESTING EURO	0	27.358	27.358
**D	BBM V-FLEX	0	151.099	151.099
**D	GREAT EUROPEAN MODELS	0	831.000	831.000
**D	RENDEMENT DIVERSIFIE M	0	40.265	40.265
**D	PALATINE OR BLEU	0	304.600	304.600
**D	INDOSUEZ EUROPE PATRIMOINE	0	1.350.000	1.350.000
**D	INDOSUEZ EUROPE RENDEMENT	0	536.000	536.000
**D	UNIGESTION	0	95.000	95.000
**D	INDOSUEZ ALLOCATION PEA	0	542.850	542.850
**D	DORVAL CONVICTIONS	0	661.240	661.240
**D	DORVAL CONVICTIONS PEA	0	211.820	211.820
**D	INDOSUEZ BIENS REELS	0	104.600	104.600

822

LISTA ESITO DELLE VOTAZIONE
 Oggetto: Nomina dei componenti il Consiglio di Amministrazione

FAVOREVOLI alla LISTA 2

Badge	Ragione Sociale	Proprio	Delega	Totale
**D	NATIXIS LCR ACTIONS EURO	0	166.408	166.408
**D	FEDERAL ETHI-PATRIMOINE	0	20.835	20.835
**D	HARMONIE ALLOCATION	0	66.395	66.395
**D	HARMONIE EQUILIBRE	0	137.879	137.879
**D	RICHELIEU CITYZEN	0	70.000	70.000
**D	S.YTIC	0	30.000	30.000
**D	METROPOLE EURO SRI	0	344.548	344.548
**D	METROPOLE SELECTION	0	1.638.829	1.638.829
**D	DORVAL GLOBAL CONVICTIONS PATR	0	11.780	11.780
**D	CNP ASSUR EUROPE NEUFLIZE OBC	0	499.729	499.729
**D	LBPAM ACTIONS EURO FOCUS EMERGENT	0	343.411	343.411
**D	LA BANQUE POSTALE ASSET MANAGEMENT	0	8.485	8.485
**D	AMUNDI STRATEGIES ACTIONS EUROPE CORE + EURO	0	34.322	34.322
**D	LCL ACTIONS EUROPE CORE EURO	0	12.313	12.313
**D	CPR EUROLAND PREMIUM	0	300.197	300.197
**D	ATOUT EUROLAND RESTRUCTURATION	0	148.283	148.283
**D	LCL ACTIONS-EURO CORE+	0	150.395	150.395
**D	PREDIQUANT EURO CROISSANCE A2	0	166.818	166.818
**D	AMUNDI STRATEGIES ACTIONS EUROPE RISK PARITY	0	19.604	19.604
**D	LCL ACTIONS EURO RESTRUCTURATION	0	50.602	50.602
**D	AMUNDI RENDEMENT PLUS	0	310.466	310.466
**D	CPR EUROPE NOUVELLE	0	959.757	959.757
**D	CPR EUROPE	0	514.971	514.971
**D	AMUNDI PATRIMOINE PEA	0	196.055	196.055
**D	FDC A2 POCHE TITRES	0	61.469	61.469
**D	LCL ACTIONS MONDE HORS EUROPE EURO	0	110.000	110.000
**D	ATOUT EUROLAND CORE	0	349.578	349.578
**D	BFT EURO FUTUR ESG	0	275.327	275.327
**D	AMUNDI PATRIMOINE	0	305.000	305.000
**D	CPR CONSOMMATEUR ACTIONNAIRE	0	141.159	141.159
**D	CPR EURO HIGH DIVIDEND	0	38.328	38.328
**D	AMUNDI ACTIONS EUROPE ISR	0	764.684	764.684
**D	ASSURDIX	0	175.383	175.383
**D	AMUNDI EUROPE MONDE	0	947.013	947.013
**D	AMUNDI RESA ACTIONS EURO	0	164.232	164.232
**D	ATOUT MODERATIONS	0	842.592	842.592
**D	AMUNDI RESA ACTIONS EUROPE	0	304.324	304.324
**D	HYMNOS	0	29.567	29.567
**D	AMUNDI ACTIONS EURO ISR	0	34.491	34.491
**D	AMUNDI ACTIONS RESTRUCTURATIONS	0	753.187	753.187
**D	AMUNDI RESA ESG ACTIONS EURO	0	362.519	362.519
**D	GROUPAMA FRANCE STOCK	0	2.933.840	2.933.840
**D		0	131.035	131.035

LISTA ESITO DELLE VOTAZIONE
 Oggetto: Nomina dei componenti il Consiglio di Amministrazione

FAVOREVOLI alla LISTA 2

Badge	Ragione Sociale	Proprio	Delega	Totale
**D	EURO CAPITAL DURABLE	0	1.733.397	1.733.397
**D	GROUPAMA Avenir ALL CAP EURO	0	266.000	266.000
**D	GROUPAMA EUROPE STOCK	0	16.800	16.800
**D	GROUPAMA EUROPE EQUITIES	0	109.840	109.840
**D	GROUPAMA ASSET MANAGEMENT	0	321.886	321.886
**D	G FUND - WORLD VISION R	0	365.183	365.183
**D	TA-ITA AZIONI	0	55.138	55.138
**D	EPARGNE ETHIQUE ACTIONS	0	40.538	40.538
**D	ECOFI ACTIONS RENDEMENT	0	58.000	58.000
**D	ECOFI INVESTISSEMENT EURO	0	60.516	60.516
**D	ECOFI ACTIONS SCR	0	53.871	53.871
**D	FOLLIUX	0	32.000	32.000
**D	EDMOND DE ROTHSCHILD EURO SUSTAINABLE GROWTH	0	1.483.690	1.483.690
**D	EDMOND DE ROTHSCHILD EQUITY EUROPE SOLVE	0	656.924	656.924
**D	EDMOND DE ROTHSCHILD ASSET MANAGEMENT (EDRAM)	0	68.620	68.620
**D	EPOQUE	0	421.309	421.309
**D	CNP ASSUR EDRAM ACTIONS EUROPE	0	1.157.900	1.157.900
**D	EUROPA	0	900.000	900.000
**D	AMUNDI DIVIDENDO ITALIA	0	2.700.000	2.700.000
**D	AMUNDI BILANCIATO EURO	0	16.035	16.035
**D	AMUNDI BEST SELECTION PLUS	0	37.042	37.042
**D	AMUNDI BEST SELECTION TOP	0	16.384	16.384
**D	AMUNDI BEST SELECTION CLASSIC	0	20.486	20.486
**D	AMUNDI DISTRIBUZIONE ATTIVA	0	25.879	25.879
**D	AMUNDI CEDOLA 2021	0	23.261	23.261
**D	AMUNDI OBIETTIVO RISPARMIO 2022	0	1.384	1.384
**D	AMUNDI OBIETTIVO CRESCITA 2022	0	10.179	10.179
**D	AMUNDI OBIETTIVO RISPARMIO 2022 DUE	0	1.342	1.342
**D	AMUNDI OBIETTIVO CRESCITA 2022 DUE	0	10.514	10.514
**D	AMUNDI OBIETTIVO CRESCITA 2022 TIRE	0	1.185	1.185
**D	AMUNDI OBIETTIVO RISPARMIO 2022 QUINTRO	0	1.126	1.126
**D	CHALLENGE FUNDS - CHALLENGE ITALIAN EQUITY	0	2.000.000	2.000.000
**D	UNION INVESTMENT LUXEMBOURG SA	0	6.243.654	6.243.654
**D	PRAMERICA SICAV	0	3.500.000	3.500.000
**D	MAN MULTI-STRATEGY MASTER FUND MAPLES CORPORATE SERVICES LIMITES	0	16.517	16.517
**D	MAN QUALIFYING INVESTOR FUNDS PLC MAN GLG ELS MASTER QIF	0	37.672	37.672
**D	GLG EUROPEAN LONG-SHORT MASTER FUND LTD MAPLES CORPORATE SERVICES LIMITED	0	6.161	6.161
**D	GLG EUROPEAN LONG SHORT FUND MAPLES CORPORATE SERVICES LIMITED	0	48.249	48.249
**D	MAN GLG TOPAZ LIMITED C/O MAPLES CORP SVCS LTD	0	47.892	47.892
**D	AHL INSIGHT LIMITED	0	403	403
**D	OLD NORTH STATE HEDGED EQUITY MWT LLC	0	72.350	72.350
**D	ALPHANATICS MASTER FUND LTD C/O APPLEBY TRUST , (CAYMAN) LTD	0	200.000	200.000
**D	MAN FUNDS XII SEC - MAN 1783 III SP MAPLES CORPORATE SERVICES LIMITED	0	11.400	11.400

EF

824

LISTA ESITO DELLE VOTAZIONE
 Oggetto: Nomina dei componenti il Consiglio di Amministrazione

FAVOREVOLI alla LISTA 2

Badge	Regione Sociale	Proprio	Delega	Totale
**D	LANSLOWNE IC&V-LANSLOWNE CLEAN ENERGY FUND	0	359.877	359.877
**D	LANSLOWNE CLEAN ENERGY FUND L.P.C/O CORPORATION SERVICE COMPANY	0	300.657	300.657
**D	NORGES BANK	0	2.700.415	2.700.415
**D	JANA PASSIVE GLOBAL SHARE TRUST	0	411.941	411.941
**D	MLC INVESTMENTS, MLC LIMITED	0	1.820.179	1.820.179
**D	MARITIME SUPER	0	125.400	125.400
**D	VICTORIAN SUPERANNUATION FUND	0	238.745	238.745
**D	UBS ASSET MANAGEMENT (AUSTRALIA) LTD	0	121.945	121.945
**D	TASPLAN SUPERANNUATION FUND	0	261.074	261.074
**D	MLC INVESTMENTS, MLC LIMITED	0	1.314.556	1.314.556
**D	CARE SUPER	0	6.844	6.844
**D	PLATFORM SECURITIES NOMINEES LIMITED	0	3.519.295	3.519.295
**D	ALLIANZ SUISSE LEBENSVERSICHERUNGS-GESELLSCHAFT AG	0	1.203.930	1.203.930
**D	AUSTRALIAN MEAT INDUSTRY SUPERANNUATION TRUST	0	306.909	306.909
**D	KL EUROSTOXX50 DB	0	141.138	141.138
**D	UBS FUND MANAGEMENT (LUXEMBOURG) SA	0	23.126	23.126
**D	UBS FUND MANAGEMENT (LUXEMBOURG) SA	0	31.700	31.700
**D	UBS FUND MANAGEMENT (LUXEMBOURG) SA	0	25.988	25.988
**D	UBS FUND MANAGEMENT (LUXEMBOURG) SA	0	37.310	37.310
**D	UBS FUND MANAGEMENT (LUXEMBOURG) SA	0	38.279	38.279
**D	UBS FUND MANAGEMENT (LUXEMBOURG) SA	0	25.330	25.330
**D	UBS FUND MANAGEMENT (LUXEMBOURG) SA	0	182.498	182.498
**D	UBS (LUX) KEY SELECTION SICAV	0	1.378.526	1.378.526
**D	UBS FUND MANAGEMENT (LUXEMBOURG) SA	0	17.410	17.410
**D	UBS FUND MANAGEMENT (LUXEMBOURG) SA	0	54.000	54.000
**D	UBS FUND MANAGEMENT (LUXEMBOURG) SA	0	39.473	39.473
**D	UBS (LUX) SICAV 1	0	2.061.451	2.061.451
**D	UBS (LUX) EQUITY SICAV	0	129.977	129.977
**D	UBS FUND MANAGEMENT (LUXEMBOURG) SA	0	99.006	99.006
**D	UBS FUND MANAGEMENT (LUXEMBOURG) SA	0	148.304	148.304
**D	UBS FUND MANAGEMENT (LUXEMBOURG) SA	0	118.237	118.237
**D	UBS (LUX) STRATEGY SICAV-SYSTEMATIC - ALLOCATION PF DEFENSIVE (USD)	0	302.968	302.968
**D	UBS (LUX) STRATEGY SICAV-SYSTEMATIC - ALLOCATION PF MEDIUM (USD)	0	100.842	100.842
**D	UBS (LUX) STRATEGY SICAV SAF DYNAMIC (USD)	0	64.417	64.417
**D	UBS (LUX) KEY SELECTION SICAV - SYSTEMATIC ALLOCAT PPF EQUITY (USD)	0	41.996	41.996
**D	STRATEGY SICAV	0	87.652	87.652
**D	UBS FUND MANAGEMENT (LUXEMBOURG) SA	0	2.221.354	2.221.354
**D	UBS FUND MANAGEMENT (LUXEMBOURG) SA	0	32.000	32.000
**D	UBS FUND MANAGEMENT (LUXEMBOURG) SA	0	53.675	53.675
**D	UBS FUND MANAGEMENT (LUXEMBOURG) SA	0	326.758	326.758
**D	UBS FUND MANAGEMENT (LUXEMBOURG) SA	0	2.206.464	2.206.464
**D	UBS FUND MANAGEMENT (SWITZERLAND) AG	0	385.079	385.079
**D	UBS FUND MANAGEMENT (SWITZERLAND) AG	0	158.970	158.970

EM

825

LISTA ESITO DELLE VOTAZIONI

Oggetto: Nomina dei componenti il Consiglio di Amministrazione

FAVOREVOLI alla LISTA 2

Badge	Ragione Sociale	Proprio	Delega	Totale
**D	UBS FUND MGT (CH) AG CH0467/UBSCHIF2-EQ GLAB	0	27.206	27.206
**D	UBS ASSET MANAGEMENT (U.K.) LTD FUND MANAGEMENT SWITZERLAND	0	53.041	53.041
**D	UBS FUND MANAGEMENT (SWITZERLAND) AG.	0	3.893.149	3.893.149
**D	UBS FUND MANAGEMENT	0	268.426	268.426
**D	UBS FUNDMANAGEMENT	0	971.501	971.501
**D	PENSIONS KASSE POST	0	1.400.000	1.400.000
**D	AGORA MASTER FUND LIMITED APPELBY TRUST (CAYMAN) LTD	0	1.045.407	1.045.407
**D	ENGADINE EQUITY MASTER FUND	0	285.527	285.527
**D	VITTORIA FUND - EP.I.P. C/O THE CORPORATION TRUST COMPANY	0	2.142.108	2.142.108
**D	LANDOWNE ENERGY DYNAMICS MASTER LP	0	90.818	90.818
**D	BIG RIVER GROUP FD SPC LLC-EQ SEGREGATED PORTFOLIO C/O ALPHAGEN CAPITAL LTD	0	513.975	513.975
**D	ALPHENATICS MASTER FUND LTD CO PICTET ASSET MANAGEMENT SA.	0	17.079	17.079
**D	BOSTON PARTNERS GLOBAL INVESTORS, INC.	0	0	0
**D	GMO MASTER PORTFOLIOS (GNSHR) LP GMO TAX MGD BCHK FRE FD CO GRANTHAM MAYO VAN OTTERLOO AND CO LLC	0	39.458	39.458
**D	39.458	0	30.601	30.601
**D	COLONIAL FIRST STATE INVIT LTD RE COMMONWEALTH SPLST FUND 10 C/O ACADIAN ASSET MANAGEMENT LLC	0	134.021	134.021
**D	JANUS HENDERSON CAPELLA FUND LIMITED C/O ALPHAGEN CAPITAL LTD.	0	2.259.188	2.259.188
**D	REC ISS - MMA VIE SA	0	763.420	763.420
**D	ASSET MANAGEMENT EXCHANGE CCF	0	192.800	192.800
**D	BROOKFIELD GLOBAL INFRASTRUCTURE SECURITIES INCOME FUND	0	19.493	19.493
**D	CBRE CLARION REAL ASSET LONG/SHORT FUND LP	0	497.504	497.504
**D	STICHTING DELA DEPOSITARY AND MANAGEMENT OUDE STADSGRACHT	0	4.984	4.984
**D	CI SIGNATURE CANADIAN EQUITY PLUS FUND	0	346.642	346.642
**D	STICHTING PENSIOENFONDS ING	0	481.019	481.019
**D	DIGNITY HEALTH RETIREMENT PLAN TRUST	0	286.076	286.076
**D	DIGNITY HEALTH	0	310.192	310.192
**D	DUKE ENERGY CORPORATION MASTER RETIREMENT TRUST	0	2.871.052	2.871.052
**D	SPARTAN GROUP TRUST FOR EMPLOYEE BENEFIT PLANS	0	201.170	201.170
**D	FRESNO COUNTY EMPLOYEES' RETIREMENT ASSOCIATION	0	35.724	35.724
**D	FIREMEN'S ANNUITY AND BENEFIT FUND OF CHICAGO	0	83.201	83.201
**D	BANK OF BOTSWANA	0	238.400	238.400
**D	BANNER HEALTH	0	23.065	23.065
**D	USAA MASTER TRUST (PENSION AND RSP)	0	246.825	246.825
**D	CITY OF FRESNO RETIREMENT SYSTEMS	0	1.982.295	1.982.295
**D	CITY OF FRESNO RETIREMENT SYSTEMS	0	212.930	212.930
**D	CITIBANK EUROPE PLC AS TRUSTEE FOR STANDARD LIFE WEALTH BALANCED BRIDGE FUND	0	3.816.303	3.816.303
**D	HSEC - NORTH AMERICA (U.S.) PENSION TRUST	0	87.100	87.100
**D	LOS ANGELES CITY EMPLOYEES RETIREMENT SYSTEM	0	183.152	183.152
**D	POLICE RETIREMENT SYSTEM OF KANSAS CITY, MISSOURI	0	1.683.500	1.683.500
**D	BAPTIST FOUNDATION OF TEXAS DBA HIGHGROUND ADVISORS	0	1.299.358	1.299.358
**D	WEST VIRGINIA INVESTMENT MANAGEMENT BOARD	0	143.200	143.200
**D	TEACHERS RETIREMENT SYSTEM OF OKLAHOMA	0	246.797	246.797
**D	STATE OF UTAH SCHOOL AND INSTITUTIONAL TRUST FUNDS TRUST FUNDS	0	14.200	14.200
**D	IBM DIVERSIFIED GLOBAL EQUITY FUND	0	0	0
**D	CIVILIAN EMPLOYEES' RETIREMENT SYSTEM OF THE POLICE DEPARTMENT OF KANSAS CITY MISSOURI	0	0	0

826

BT

LISTA ESITO DELLE VOTAZIONE
 Oggetto: Nomina dei componenti il Consiglio di Amministrazione
 FAVOREVOLI alla LISTA 2

Badge	Ragione Sociale	Proprio	Delega	Totale
**D	COMMONFUND STRATEGIC SOLUTIONS GLOBAL EQUITY, LLC	0	17.600	17.600
**D	DANSKE INVEST SICAV EUROPE HIGH DIVIDEND	0	246.591	246.591
**D	NATIONAL WESTMINSTER BANK PLC AS TRUSTEE OF KES STRATEGIC INVESTMENT FUND	0	44.256	44.256
**D	ELO MUTUAL PENSION INSURANCE COMPANY ELO MUTUAL PENSION INSURANCE COMPANY	0	2.307.413	2.307.413
**D	PZENA GLOBAL FOCUSED VALUE FUND	0	5.997	5.997
**D	BT PENSION SCHEME LLOYDS CHAMBERS	0	6.896.739	6.896.739
**D	STICHTING HEIMEREN PENSIOENFONDS	0	521.955	521.955
**D	IBM PENSION PLAN	0	56.213	56.213
**D	STICHTING PENSIOENFONDS SAGITTARIUS	0	293.702	293.702
**D	STICHTING PENSIOENFONDS VAN DE METALEKTRO (PME)	0	4.456.047	4.456.047
**D	DELAWARE PUBLIC EMPLOYEES RETIREMENT SYSTEM	0	446.386	446.386
**D	LINCOLNSHIRE COUNTY COUNCIL PENSION FUND	0	355.706	355.706
**D	THE BOARD OF THE PENSION PROTECTION FUND RENAISSANCE	0	205.402	205.402
**D	CHEVRON UK PENSION PLAN	0	196.762	196.762
**D	STICHTING PENSIOENFONDS APF	0	51.902	51.902
**D	TREDJE AP-FONDEN	0	5.098.045	5.098.045
**D	PUBLIC EMPLOYEES RETIREMENT ASSOCIATION OF COLORADO	0	6.751.320	6.751.320
**D	DOW RETIREMENT GROUP TRUST THE DOW CHEMICAL COMPANY	0	317.180	317.180
**D	FUTURE FUND BOARD OF GUARDIANS FOR AND ON BEHALF OF FUTURE FUND	0	583.868	583.868
**D	FUTURE FUND BOARD OF GUARDIANS FOR AND ON BEHALF OF THE MEDICAL RESEARCH FUTURE FUND	0	238.541	238.541
**D	MRF INVESTMENT COMPANY NO. 2 PTY LTD	0	626.886	626.886
**D	HP INVEST COMMON CONTRACTUAL FUND	0	292.012	292.012
**D	NORTHERN TRUST UCITS COMMON CONTRACTUAL FUND	0	4.138.339	4.138.339
**D	COLONIAL FIRST STATE WHOLESALE INDEXED GLOBAL SHARE FUND	0	288.870	288.870
**D	COMMONWEALTH GLOBAL SHARE FUND 17	0	424.217	424.217
**D	COLONIAL FIRST STATE INVESTMENT FUND 50	0	359.960	359.960
**D	COLONIAL FIRST STATE WHOLESALE ACADIAN GLOBAL EQUITY FUND	0	62.958	62.958
**D	COMMONWEALTH GLOBAL SHARE FUND 30	0	161.753	161.753
**D	MUNICIPAL EMPLOYEES' ANNUITY AND BENEFIT FUND OF CHICAGO	0	206.816	206.816
**D	MUNICIPAL EMPLOYEES' ANNUITY AND BENEFIT FUND OF CHICAGO	0	19.928	19.928
**D	MUNICIPAL EMPLOYEES' ANNUITY AND BENEFIT FUND OF CHICAGO	0	116.900	116.900
**D	UNITED NATIONS RELIEF AND WORKS AGENCY FOR PALESTINE REFUGEES IN THE NEAR EAST UNRWA HEADQUARTERS BAYADER WADI AL-SEER A	0	0	0
**D	UNITED NATIONS RELIEF AND WORKS AGENCY FOR PALESTINE REFUGEES IN THE NEAR EAST UNRWA HEADQUARTERS BAYADER WADI AL-SEER A	101.774	0	101.774
**D	UNITED NATIONS RELIEF AND WORKS AGENCY FOR PALESTINE REFUGEES IN THE NEAR EAST UNRWA HEADQUARTERS BAYADER WADI AL-SEER A	42.874	0	42.874
**D	US RETIREMENT TRUST	0	35.158	35.158
**D	VIRGINIA C.MARS REVOCABLE TRUST DATED AUGUST 6, 1991	0	3.648	3.648
**D	WHEELS COMMON INVESTMENT FUND	0	70.663	70.663
**D	S. ROBSON WALTON 2010 TRUST	0	24.511	24.511
**D	JCW 1987 ARTICLE II DESC TRUST FBO TLM	0	3.451	3.451
**D	S. ROBSON WALTON 2009 GRAT NO. 4 ARTICLE II TRUST	0	19.379	19.379
**D	STEUART L. WALTON FAMILY TRUST UAD 3/19/13	0	30.928	30.928
**D	EXELON CORPORATION NUCLEAR DECOMMISSION TRUST - NON TAX QUALIFIED	0	4.744	4.744

827

LISTA ESITO DELLE VOTAZIONE

Oggetto: Nomina dei componenti il Consiglio di Amministrazione

FAVOREVOLI alla LISTA 2

Badge	Ragione Sociale	Proprio	Delega	Totale
**D	HRW TESTAMENTARY TRUST NO. 7	0	87.625	87.625
**D	THE BUILDERS INITIATIVE INC	0	180.288	180.288
**D	THOMAS L. WALTON FAMILY TRUST UAD 03/19/13	0	12.440	12.440
**D	SAMFORD UNIVERSITY PENSION PLAN TRUST	0	8.901	8.901
**D	FRANMOR NOMINEES LIMITED ACTING IN ITS CAPACITY AS NOMINEE FOR DAVID H AROLD PRINDLE BRADBURY	0	31.807	31.807
**D	FRANMOR MINERALS LIMITED ACTING BETWEEN PFIZER INC AND THE NORTHERN TRUST COMPANY	0	1.320.262	1.320.262
**D	FREEPORT TRUST AGREEMENT DEFINED BENEFIT MASTER TRUST FREEPOR T - MCMORAN	0	107.400	107.400
**D	FREEPORT MINERALS CORPORATION DEFINED BENEFIT MASTER TRUST FREEPOR T - MCMORAN	0	31.804	31.804
**D	FRANMOR NOMINEES LIMITED ACTING IN ITS CAPACITY AS NOMINEE FOR GEORGE SMITHIN RODDIS BRADBURY	0	753.586	753.586
**D	GENERAL PENSION AND SOCIAL SECURITY AUTHORITY GSSA	0	3.512.160	3.512.160
**D	GQG PARTNERS GLOBAL EQUITY FUND - GQG PARTNERS SERIES LLC CAPITAL SERVICES INC	0	4.110.674	4.110.674
**D	GQG PARTNERS INTERNATIONAL EQUITY FUND-GQG PARTNERS SERIES LLC CAPITAL SERVICES INC.	0	12.156	12.156
**D	GQG PARTNERS RESTRICTED GLOBAL EQUITY FUND - GQG PARTNERS SERIES LLC CAPITAL SERVICES INC	0	3.524	3.524
**D	GOLF INTERNATIONAL BANK (UK) LIMITED	0	10.497	10.497
**D	HACKENSACK MERIDIAN HEALTH MASTER RETIREMENT TRUST	0	147.800	147.800
**D	JCW 1987 ARTICLE II DESC TRUST FBO SIM	0	3.074	3.074
**D	JCW 1987 ARTICLE II DESC TRUST FBOAAP C/O WALTON ENTERPRISES LLC	0	2.172	2.172
**D	HSEC - NORTH AMERICA (U.S.) PENSION TRUST	0	246.273	246.273
**D	OLIN PENSION PLANS MASTER RETIREMENT TRUST	0	25.708	25.708
**D	NEW CHURCH INVESTMENT FUND	0	14.837	14.837
**D	LSV INTERNATIONAL VALUE EQUITY TRUST	0	1.661.700	1.661.700
**D	LW INVESTMENTS LLC	0	187.424	187.424
**D	CLINTON NUCLEAR POWER PLANT QUALIFIED FUND CLINTON NUCLEAR POWER PLANT QUALIFIED FUND	0	18.892	18.892
**D	CHURCH OF ENGLAND INVESTMENT FUND FOR PENSIONS	0	195.050	195.050
**D	THE AVI CHAI FOUNDATION	0	14.470	14.470
**D	ALICE A PROIETTI FAMILY TRUST UAD 09/27/13	0	14.146	14.146
**D	INDUSTRIAL ALLIANCE INSURANCE AND FINANCIAL SERVICES INC.	0	455.000	455.000
**D	INTER AMERICAN DEVELOPMENT BANK STAFF RETIREMENT FUND	0	510.873	510.873
**D	CHICAGO COMMUNITY FOUNDATION	0	18.130	18.130
**D	CYSTIC FIBROSIS FOUNDATION	0	202.858	202.858
**D	ARVEST FOUNDATION	0	3.904	3.904
**D	BECTON DICKINSON AND COMPANY MASTER RETIREMENT TRUST	0	22.403	22.403
**D	MASTER TRUST FOR CERTAIN TAX-QUALIFIED BECHTEL RETIREMENT PLANS QUALIFIED BECHTEL RETIREMENT PLANS	0	99.740	99.740
**D	INTERNATIONAL MONETARY FUND STAFF RETIREMENT PLAN 700	0	171.790	171.790
**D	JIK INVESTMENTS L.P	0	44.487	44.487
**D	DAUGHTERS OF CHARITY OF ST. VINCENT DE PAUL PROVINCE OF THE WEST	0	199.069	199.069
**D	MOBIUS LIFE LIMITED	0	28.540	28.540
**D	SARASIN GLOBAL HIGHER DIVIDEND	0	2.545.690	2.545.690
**D	SARASIN GLOBAL EQUITY REAL RETURN	0	477.000	477.000
**D	THE JUNIPER FUND	0	679.760	679.760
**D	SARASIN THEMATIC GLOBAL EQUITY	0	835.211	835.211
**D	THE MAZENER FUND	0	345.804	345.804

828

84

LISTA ESITO DELLE VOTAZIONE
 Oggetto: Nomina dei componenti il Consiglio di Amministrazione

FAVOREVOLI alla LISTA 2

Badge	Ragione Sociale	Proprio	Delega	Totale
***D	DIVERSIFICATION FUND ICVC	0	20.195	20.195
***D	SARASIN GLOBAL DIVIDEND	0	664.621	664.621
***D	COMMONWEALTH GLOBAL SHARES FUND	0	1.057.730	1.057.730
***D	THEODORE SPENCER REVOCABLE TRUST	0	4.507	4.507
***D	MARY K MC QUISTON MCCAW	0	19.608	19.608
***D	MURIEL MCBRIEN KAUFFMAN FOUNDATION	0	45.450	45.450
***D	CITY OF AUSTIN EMPLOYEES RETIREMENT SYSTEM	0	16.741	16.741
***D	CULTURAL INSTITUTIONS PENSION PLAN TRUST CULTURAL INSTITUTIONS RETIREMENT SYSTEM	0	15.287	15.287
***D	CULTURAL INSTITUTIONS PENSION PLAN TRUST CULTURAL INSTITUTIONS RETIREMENT SYSTEM	0	243.909	243.909
***D	JO HAMBRO CAPITAL MANAGEMENT UK UMBRELLA FUND C/O JO HAMBRO CAPITAL MANAGEMENT	0	176.043	176.043
***D	DOMINION RESOURCES INC. MASTER TRUST	0	15.445	15.445
***D	JOHCM INTERNATIONAL SMALL CAP EQUITY FUND	0	83.364	83.364
***D	FUNDO DE PENSÕES ALAMEDA DE CARLOS D' ASSUMPÇÃO	0	213.382	213.382
***D	GANNETT RETIREMENT PLAN MASTER TRUST GANNETT RETIREMENT PLAN MASTER TRUST	0	26.994	26.994
***D	JOSHUA GREEN CORPORATION 1425	0	21.818	21.818
***D	BARING GLOBAL OPPORTUNITIES UMBRELLA FUND	0	10.589	10.589
***D	BEAT DRUGS FUND ASSOCIATION	0	1.412.989	1.412.989
***D	HONG KONG SAR GOVERNMENT EXCHANGE FUND	0	9.588.926	9.588.926
***D	HONG KONG SAR GOVERNMENT EXCHANGE FUND	0	2.917	2.917
***D	THE CHINESE UNIVERSITY OF HONG KONG STAFF SUPERANNUATION SCHEME	0	2.246.173	2.246.173
***D	PUBLIC PENSION AGENCY	0	2.091.768	2.091.768
***D	PUBLIC PENSION AGENCY	0	222.288	222.288
***D	INTER AMERICAN DEVELOPMENT BANK	0	14.591	14.591
***D	PRO-GEN INVESTMENTS LLC	0	654.176	654.176
***D	CINDY SPRINGS, LLC	0	146.024	146.024
***D	RDM LIQUID LLC	0	246.015	246.015
***D	NTGI-QM COMMON DAILY ALL COUNTRY WORLD EX-US INVESTABLE MARKET INDEX FUND - NON LENDING	0	50.186	50.186
***D	SALIX, LLC	0	100.065	100.065
***D	SANFORD C. BERNSTEIN AND CO DBT TAX MANAGED INTERNATIONAL BLEND SERIES	0	94.010	94.010
***D	SENTINEL INTERNATIONAL FUND	0	2.395	2.395
***D	SIM GLOBAL BALANCED TRUST.	0	59.658	59.658
***D	SLW PORTFOLIO LLC	0	4.211	4.211
***D	THYSSEN GLOBAL INVESTMENTS CORP	0	18.699	18.699
***D	MALACHITE 35 TRUST	0	371.504	371.504
***D	JOHN HANCOCK DIVERSIFIED REAL ASSETS FUND	0	22.820	22.820
***D	FCM INTERNATIONAL LLC	0	2.517	2.517
***D	SHIMODA HOLDINGS, LLC	0	76.416	76.416
***D	801 INVESTMENTS LLC	0	92.705	92.705
***D	MALACHITE 35 TRUST	0	50.743	50.743
***D	MS FUND LP	0	9.392	9.392
***D	WAM INVESTMENTS, LLC	0	476.466	476.466
***D	GLOBAL BOND FUND WAYCROSSE INC	0	16.237	16.237
***D	SILVER GROWTH FUND, LP	0	3.288	3.288
***D	MFC INTERNATIONAL FUND LLC	0		

EP

828

LISTA ESITO DELLE VOTAZIONE

Oggetto: Nomina dei componenti il Consiglio di Amministrazione

FAVOREVOLI alla LISTA 2

Badge	Ragione Sociale	Proprio	Delega	Totale
**D	JULIA IRENE KAUFFMAN REVOCABLE TRUST	0	13.507	13.507
**D	82A HOLDINGS, LLC	0	120.154	120.154
**D	NELKE PARTNERSHIP C/O NORTHERN TRUST COMPANY MANAGER	0	12.132	12.132
**D	OMEGA FTIP LIMITED PARTNERSHIP	0	33.136	33.136
**D	OHANA HOLDINGS LLC	0	647.300	647.300
**D	ORIZABA, LP	0	23.138	23.138
**D	MF INTERNATIONAL FUND LLC	0	15.300	15.300
**D	LTV GROUP HOLDINGS, LLC	0	398.681	398.681
**D	LSV INTERNATIONAL (AC) VALUE EQUITY FUND, LP	0	1.722.800	1.722.800
**D	LEHMAN-STAMM FAMILY PARTNERS LLC LEHMAN-STAMM FAMILY PARTNERS LLC	0	2.670	2.670
**D	LEHMAN-STAMM FAMILY PARTNERS LLC LEHMAN-STAMM FAMILY PARTNERS LLC	0	1.247.343	1.247.343
**D	KENT COUNTY COUNCIL SUPERANNUATION FUND	0	792.159	792.159
**D	LEGAL AND GENERAL MSCI EAFE FUND LLC	0	339.814	339.814
**D	LAKE AVENUE INVESTMENTS, LLC	0	13.127	13.127
**D	THE JBT MASTER INVESTMENT PARTNERSHIP LLP C/O JACOBUS WEALTH MANAGEMENT	0	5.983	5.983
**D	LABORERS' AND RETIREMENT BOARD EMPLOYEES' ANNUITY AND BENEFIT FUND OF CHICAGO	0	311.637	311.637
**D	INTERNATIONAL EQUITY FUND	0	3.221.650	3.221.650
**D	LIVFORSKRINGSBOLAGET SKANDIA OMSSEIDIGT	0	746.100	746.100
**D	LSV INTERNATIONAL CONCENTRATED EQUITY FUND, LP	0	2.942.100	2.942.100
**D	MAN NUMERIC ALTERNATIVE RISK PREMIA VALUE C/O CITCO TRUSTEES (CAYMAN) LIMITED	0	3.696	3.696
**D	HASLAM FAMILY INVESTMENT PARTNERSHIP	0	37.661	37.661
**D	INTERNATIONAL EXPATRIATE BENEFIT MASTER TRUST	0	8.169	8.169
**D	MONDRIAN FUNDS PUBLIC LIMITED COMPANY MONDRIAN FUNDS PUBLIC LIMITED COMPANY	0	821.401	821.401
**D	NTGI-QM COMMON DAILY EAFE INDEX FUND - NON LENDING	0	5.481	5.481
**D	MONDRIAN GLOBAL ALL COUNTRIES WORLD EQUITY FUND, L.P.	0	394.115	394.115
**D	MONDRIAN INTERNATIONAL EQUITY ESG FUND L.P.	0	90.640	90.640
**D	ATIVO INTERNATIONAL EQUITY FUND LP	0	676.761	676.761
**D	NATIONAL RAILROAD RETIREMENT INVESTMENT TRUST	0	187.992	187.992
**D	CARNELIAN INVESTMENT MANAGEMENT LLC	0	3.325	3.325
**D	CARROLL AVENUE PARTNERS LLC	0	1.334	1.334
**D	CHCP GLOBAL SECURITIES LP	0	8.700	8.700
**D	BETTER BE GOOD LLC	0	3.119	3.119
**D	FIDDLER PARTNERS LLC	0	3.292.677	3.292.677
**D	NATIONAL WESTMINSTER BANK PLC AS TRUSTEE OF SAPASIN ENDOWMENTS FUND	0	62.781	62.781
**D	EVA VALLEY MAI LLC	0	41.283	41.283
**D	SHY LLC	0	2.280	2.280
**D	AJO GLOBAL MARKET-NEUTRAL FUND LTD	0	76.406	76.406
**D	NATIONAL WESTMINSTER BANK PLC AS TRUSTEE OF SAPASIN INCOME AND RESERVES FUND	0	44.768	44.768
**D	FOURTH AVENUE INVESTMENT COMPANY	0	16.256	16.256
**D	DYNASTY INVEST, LTD	0	47.720	47.720
**D	DELFINCO, LP	0	11.494	11.494
**D	DFI LP EQUITY (PASSIVE)	0	2.447	2.447
**D	AVALON PORTFOLIO II, LLC	0	3.660	3.660
**D	CENTERSQUARE INVESTMENT MANAGEMENT LLC	0		

830

LISTA ESITO DELLE VOTAZIONE

Oggetto: Nomina dei componenti il Consiglio di Amministrazione

FAVOREVOLI alla LISTA 2

Badge	Ragione Sociale	Proprio	Delega	Totale
**D	SUSTAINABLE INSIGHT GLOBAL ESG PASSIVE PLUS FUND LLC	0	3.576	3.576
**D	ASCENSION ALPHA FUND, LLC	0	1.078.633	1.078.633
**D	K INVESTMENTS SH LIMITED	0	1.111.424	1.111.424
**D	PZENA GLOBAL VALUE FUND 2 DST	0	212.011	212.011
**D	PZENA INTERNATIONAL EX-US FOCUSED VALUE FUND DST A SERIES OF PZENA VALUE TRUST	0	136.508	136.508
**D	LEGAL AND GENERAL DEVELOPED MULTI-FACTOR SL FUND LLC	0	173.998	173.998
**D	PERMANENT FUND INVESTMENTS LLC	0	57.163	57.163
**D	NTGI-QM COMMON DAILY EAFE INDEX FUND - LENDING	0	658.946	658.946
**D	SANFORD C. BERNSTEIN AND CO DET INTERNATIONAL VALUE SERIES	0	217.333	217.333
**D	NTGI - QM COMMON DAILY ALL COUNTRY WORLD EX-US EQUITY INDEX FOND - LENDING	0	445.251	445.251
**D	NATIONAL WESTMINSTER BANK PLC AS TRUSTEE OF SARASIN CLIMATE ACTIVE EN DOWMENTS FUND	0	553.888	553.888
**D	PZENA VALUE TRUST	0	14.521	14.521
**D	UNITED NATIONS JOINT STAFF PENSION FUND	0	6.400.000	6.400.000
**D	INTERNATIONAL MONETARY FUND STAFF RETIREMENT PLAN	0	10.994	10.994
**D	INTERNATIONAL MONETARY FUND STAFF RETIREMENT PLAN	0	598.817	598.817
**D	NATIONAL WESTMINSTER BANK AS TRUSTEE OF EDEN INVESTMENT FUND	0	68.637	68.637
**D	NATWEST DEP SW SVSTEL IBI GS C	0	354.898	354.898
**D	THE PUBLIC INSTITUTION FOR SOCIAL SECURITY	0	617.500	617.500
**D	THE PUBLIC INSTITUTION FOR SOCIAL SECURITY	0	435.091	435.091
**D	NATWEST TRUSTEE AND DEPOSITARY SERVICES LIMITED AS TRUSTEE OF TM MASONIC CHARITABLE FOUNDATION INVESTMENT FUND	0	0	102.089
**D	MONDRIAN ALL COUNTRIES WORLD EX-US EQUITY FUND LP	0	2.898.040	2.898.040
**D	MONDRIAN INTERNATIONAL EQUITY FUND L.P.	0	10.598.980	10.598.980
**D	NATIONAL COUNCIL FOR SOCIAL SEC FUND	0	549.523	549.523
**D	NATIONAL COUNCIL FOR SOCIAL SECURITY FUND.	0	102.263	102.263
**D	NATIONAL COUNCIL FOR SOCIAL SECURITY FUND.	0	101.319	101.319
**D	NGEE ANN POLYTECHNIC	0	2.220	2.220
**D	NATIONAL COUNCIL FOR SOCIAL SEC FUND	0	1.087.614	1.087.614
**D	NATIONAL COUNCIL FOR SOCIAL SEC FUND	0	540.282	540.282
**D	FIDELITY SALEM STREET TRUST: FIDELITY FLEX INTERNATIONAL INDEX FUND	0	169.241	169.241
**D	FIDELITY SALEM STREET TRUST FIDELITY SERIES GLOBAL EX U.S. INDEX FUND	0	5.593.466	5.593.466
**D	MONDRIAN GLOBAL EQUITY ESG FUND LP	0	4.725	4.725
**D	LSV GLOBAL CV EQUITY FUND, LP	0	117.000	117.000
**D	HS PORTFOLIO LP	0	33.563	33.563
**D	H AND S INVESTMENTS I LP	0	17.281	17.281
**D	DOUBLE DIGIT CAGR LLC	0	31.768	31.768
**D	BERNSTEIN GLOBAL STYLE BLEND SERIES	0	64.800	64.800
**D	MONDRIAN GLOBAL EQUITY FUND, L.P.	0	106.907	106.907
**D	BERNSTEIN TAX-MANAGED GLOBAL STYLE BLEND SERIES	0	195.480	195.480
**D	NEW OAK NOMINEES LIMITED	0	13.561	13.561
**D	PACIFIC SALMON COMMISSION	0	82.400	82.400
**D	PUBLIC SECTOR PENSION INVESTMENT BOARD	0	4.435.508	4.435.508
**D	HALIFAX REGIONAL MUNICIPALITY MASTER TRUST	0	106.850	106.850

113

831

LISTA ESITO DELLE VOTAZIONE
 Oggetto: Nomina dei componenti il Consiglio di Amministrazione

FAVOREVOLI alla LISTA 2

Badge	Ragione Sociale	Proprio	Delega	Totale
**D	MICHELIN NORTH AMERICA (CANADA) INC. MASTER TRUST	0	3.262	3.262
**D	HSBC U.S. EQUITY FUND	0	60.897	60.897
**D	HAGFORS LIMITED HE R AND H TRUST COMPANY LTD	0	65.527	65.527
**D	POLICEMEN'S ANNUITY AND BENEFIT FUND OF CHICAGO	0	88.740	88.740
**D	STICHTING BLUE SKY LIQUID ASSET FUNDS	0	916.606	916.606
**D	NEW ZEALAND SUPERANNUATION FUND	0	99.120	99.120
**D	STATE UNIVERSITIES RETIREMENT SYSTEM	0	1.792.896	1.792.896
**D	COMMONWEALTH SUPERANNUATION CORPORATION AS TRUSTEE FOR ARIA INVESTMENTS TRUST	0	459.136	459.136
**D	MERCER PASSIVE INTERNATIONAL SHARES FUND	0	279.536	279.536
**D	MERCER OSS TRUST	0	423.500	423.500
**D	MERCER GLOBAL ENHANCED LOW VOLATILITY SHARES FUND	0	61.776	61.776
**D	LORD MAYORS CHARITABLE FUND	0	6.112	6.112
**D	QUEENSLAND INVESTMENT TRUST NO 2	0	82.771	82.771
**D	COMMONWEALTH GLOBAL SHARE FUND 20	0	59.229	59.229
**D	GOVERNMENT EMPLOYEES SUPERANNUATION BOARD	0	255.487	255.487
**D	IRAGAM GLOBAL EQUITY TRUST	0	139.863	139.863
**D	QIC INTERNATIONAL EQUITIES FUND	0	115.235	115.235
**D	SAMFORD UNIVERSITY	0	9.556	9.556
**D	THE TRUSTEES OF THE HENRY SMITH CHARITY	0	175.464	175.464
**D	TYCO ELECTRONICS CORPORATION RETIREMENT SAVINGS AND INVESTMENT PLAN	0	47.510	47.510
**D	SFP NUCLEAR OPERATING COMPANY RETIREMENT TRUST	0	2.893	2.893
**D	S. ROBSON WALTON 1999 CHILDRENS TRUST	0	22.740	22.740
**D	NATWEST TRUSTEE AND DEPOSITARY SERVICES LIMITED AS TRUSTEE OF THE MAID EN FUND	0	343.224	343.224
**D	NORTHERN TRUST GLOBAL INVESTMENTS COLLECTIVE FUNDS TRUST	0	1.034.608	1.034.608
**D	PRESBYTERIAN CHURCH (USA) FOUNDATION	0	19.194.815	19.194.815
**D	JOHN T WALTON FAMILY TRUST	0	53.873	53.873
**D	HRW TESTAMENTARY TRUST NO 2	0	124.531	124.531
**D	HRW TESTAMENTARY TRUST NO. 8	0	32.139	32.139
**D	HRW TESTAMENTARY TRUST NO. 9	0	48.037	48.037
**D	HRW TESTAMENTARY TRUST NO. 12	0	46.017	46.017
**D	HRW TESTAMENTARY TRUST NO 5	0	65.493	65.493
**D	HRW TRUST NO 4 UAD 01/17/03	0	32.649	32.649
**D	HRW TRUST NO 3 UAD 01/17/03	0	33.778	33.778
**D	HRW TESTAMENTARY TRUST NO 1	0	39.490	39.490
**D	HRW TESTAMENTARY TRUST NO 3	0	70.769	70.769
**D	HRW TRUST NO 1 UAD 01/17/03	0	48.759	48.759
**D	HRW TESTAMENTARY TRUST NO. 10	0	42.407	42.407
**D	HRW TRUST NO 2 UAD 01/17/03	0	57.366	57.366
**D	HRW TESTAMENTARY TRUST NO 4	0	46.269	46.269
**D	HRW TESTAMENTARY TRUST NO 6	0	32.492	32.492
**D	HRW TESTAMENTARY TRUST NO. 11	0	60.587	60.587
**D	OWENS CORNING DEFINED BENEFIT MASTER TRUST	0	71.064	71.064
**D		0	19.624	19.624

ET

832

LISTA ESITO DELLE VOTAZIONE
 Oggetto: Nomina dei componenti il Consiglio di Amministrazione

FAVOREVOLI alla LISTA 2

Badge	Ragione Sociale	Proprio	Delega	Totale
**D	NORTHERN ENGAGE360 FUND	0	60.987	60.987
**D	NEW IRELAND ASSURANCE COMPANY PLC	0	5.022.269	5.022.269
**D	NORTHERN FUNDS - INTERNATIONAL EQUITY INDEX FUND	0	2.737.649	2.737.649
**D	NORTHEN FUNDS - INTERNATIONAL EQUITY INDEX FUND	0	11.995	11.995
**D	MICHIGAN CATHOLIC CONFERENCE	0	547.012	547.012
**D	ASCENSION HEALTHCARE MASTER PENSION TRUST	0	36.984	36.984
**D	MICHIGAN CATHOLIC CONFERENCE MASTER PENSION TRUST	0	79.802	79.802
**D	LOCKHEED MARTIN CORPORATION MASTER RETIREMENT TRUST	0	561.459	561.459
**D	LOCKHEED MARTIN CORPORATION MASTER RETIREMENT TRUST	0	300.286	300.286
**D	THE LEVERHULME TRUST	0	37.736	37.736
**D	JTW TRUST NO. 2 UAD 9/19/02	0	39.892	39.892
**D	JTW TRUST NO. 4 UAD 9/19/02	0	28.500	28.500
**D	JTW TRUST NO. 1 UAD 9/19/02	0	28.855	28.855
**D	JTW TRUST NO. 3 UAD 9/19/02	0	20.274	20.274
**D	JTW TRUST NO. 5 UAD 9/19/02	0	34.290	34.290
**D	OAKLAND POLICE AND FIRE RETIREMENT SYSTEM	0	46.775	46.775
**D	HEWITT ASSOCIATES LLC 401K PLAN TRUST	0	293.984	293.984
**D	THE HEALTH FOUNDATION	0	78.277	78.277
**D	OLD WESTBURY MULTI-ASSET OPPORTUNITIES FUND	0	97.818	97.818
**D	FORD MOTOR COMPANY DEFINED BENEFIT MASTER TRUST	0	60.300	60.300
**D	COVENANT HEALTH	0	37.719	37.719
**D	EXELON FITZPATRICK QUALIFIED FUND	0	8.411	8.411
**D	ACORN 1998 TRUST	0	3.743	3.743
**D	EXELON PEACH BOTTOM UNIT 1 QUALIFIED FUND 10	0	152.400	152.400
**D	EMERSON ELECTRIC CO. RETIREMENT MASTER TRUST	0	195.658	195.658
**D	FORD MOTOR COMPANY DEFINED BENEFIT MASTER TRUST	0	4.103	4.103
**D	FLORIDA COLLEGE SAVINGS PROGRAM	0	198.666	198.666
**D	FRANCISCAN ALLIANCE, INC.	0	23.232	23.232
**D	COMBUSTION ENGINEERING 524 (G) ASBESTOS PI TRUST PI TRUST	0	412.557	412.557
**D	CENTURYLINK, INC. DEFINED CONTRIBUTION PLAN MASTER TRUST	0	349.892	349.892
**D	CATERPILLAR INVESTMENT TRUST	0	267.175	267.175
**D	CATERPILLAR INC MASTER RETIREMENT TRUST	0	868.425	868.425
**D	CATERPILLAR INC MASTER RETIREMENT TRUST	0	506.468	506.468
**D	BRISTOL-MYERS SQUIBB COMPANY MASTER RETIREMENT TRUST	0	25.183	25.183
**D	THE NORTHERN TRUST COMPANY SUB-ADVISED COLLECTIVE FUNDS TRUST	0	4.470.319	4.470.319
**D	NORTHERN FUNDS INTERNATIONAL GROWTH EQUITY FUND	0	90.414	90.414
**D	ALM 2010 FAMILY TRUST ALICE WALTON/O WALTON ENTERPRISES LLC	0	423.465	423.465
**D	AON SAVINGS PLAN TRUST	0	125.031	125.031
**D	AON PENSION PLAN TRUST AON CORPORATION	0	40.525	40.525
**D	CALIFORNIA PHYSICIANS SERVICE D/B/A BLUE SHIELD OF CALIFORNIA	0	27.513	27.513
**D	AMERICAN HONDA MASTER RETIREMENT TRUST	0	546.330	546.330
**D	CITY OF MILWAUKEE EMPLOYEES RETIREMENT SYSTEM	0	177.096	177.096
**D	CHEVRON MASTER PENSION TRUST	0	807.706	807.706

57

833

LISTA ESITO DELLE VOTAZIONE
 Oggetto: Nomina dei componenti il Consiglio di Amministrazione

FAVOREVOLI alla LISTA 2

Badge	Ragione Sociale	Proprio	Delega	Totale
**D	GUIDESTONE FUNDS INTERNATIONAL EQUITY FUND	0	1.143.157	1.143.157
**D	FLORIDA PREPAID COLLEGE PROGRAM	0	267.754	267.754
**D	CENTURYLINK, INC. DEFINED BENEFIT MASTER TRUST	0	339.346	339.346
**D	GUIDESTONE FUNDS INTERNATIONAL EQUITY INDEX FUND	0	395.596	395.596
**D	STICHTING INSTITUUT GAK	0	58.474	58.474
**D	ALFRED I. DUPONT TESTAMENTARY TRUST	0	176.642	176.642
**D	CSAA INSURANCE EXCHANGE	0	35.533	35.533
**D	EMPLOYEES RETIREMENT FUND OF THE CITY OF DALLAS	0	42.360	42.360
**D	EMPLOYEES RETIREMENT FUND OF THE CITY OF DALLAS	0	166.868	166.868
**D	CITY OF LOS ANGELES FIRE AND POLICE PENSION PLAN	0	641.034	641.034
**D	INVESTMENT MASTER TRUST OF EXELIS INC.	0	350.638	350.638
**D	ILLINOIS MUNICIPAL RETIREMENT FUND	0	1.733.631	1.733.631
**D	ILLINOIS MUNICIPAL RETIREMENT FUND	0	2.146.885	2.146.885
**D	MERCY INVESTMENT SERVICES, INC	0	154.900	154.900
**D	MISSOURI LOCAL GOVERNMENT EMPLOYEES RETIREMENT SYSTEM	0	37.099	37.099
**D	MARSH AND MCLENNAN MASTER RETIREMENT TRUST	0	414.100	414.100
**D	MARSH AND MCLENNAN MASTER RETIREMENT TRUST	0	67.779	67.779
**D	AMPERSAND INVESTMENTS LIMITED	0	407.185	407.185
**D	GOG PARTNERS GLOBAL EQUITY FUND	0	1.693.500	1.693.500
**D	NORTH DAKOTA STATE INVESTMENT BOARD	0	1.355.730	1.355.730
**D	OKLAHOMA PUBLIC INFRASTRUCTURE INCOME FUND	0	140.000	140.000
**D	UFCW UNION AND PARTICIPATING FOOD INDUSTRY EMPLOYERS TRI-STATE PENSION TRUST FUND	0	28.090	28.090
**D	UTAH STATE RETIREMENT SYSTEMS	0	1.162.531	1.162.531
**D	MASTER TRUST AGREEMENT UNDER VARIOUS EMPLOYEE BENEFIT PLANS UNILEVER UNITED STATES INC. AND ITS SUBSIDIARIES AND AFFILIA	30.648	0	30.648
**D	WYOMING RETIREMENT SYSTEM	0	183.665	183.665
**D	PROVIDENCE ST. JOSEPH HEALTH LONG TERM PORTFOLIO	0	258.900	258.900
**D	STANISLAUS COUNTY EMPLOYEES' RETIREMENT ASSOCIATION 832	0	481.900	481.900
**D	SALT RIVER PIMA-MARICOPA INDIAN COMMUNITY	0	55.533	55.533
**D	SAN MATEO COUNTY EMPLOYEES' RETIREMENT ASSOCIATION	0	549.102	549.102
**D	CITY OF TALLAHASSEE	0	168.710	168.710
**D	HSBC GLOBAL EQUITY FUND	0	193.921	193.921
**D	FORD MOTOR COMPANY OF CANADA, LIMITED PENSION TRUST	0	44.477	44.477
**D	HSBC INTERNATIONAL EQUITY POOLED FUND	0	375.132	375.132
**D	NAV CANADA PENSION PLAN	0	61.298	61.298
**D	NAV CANADA PENSION PLAN	0	379.654	379.654
**D	NAV CANADA PENSION PLAN	0	105.336	105.336
**D	OPSEU PENSION PLAN TRUST FUND	0	51.970	51.970
**D	IWA - FOREST INDUSTRY PENSION PLAN 2100	0	367.680	367.680
**D	QUILTER INVESTORS	0	660.525	660.525
**D	LEGAL AND GENERAL EUROPEAN INDEX TRUST	0	4.498.754	4.498.754
**D	LEGAL AND GENERAL INTERNATIONAL INDEX TRUST	0	527.816	527.816

97

9834

LISTA ESITO DELLE VOTAZIONI

Oggetto: Nomina dei componenti il Consiglio di Amministrazione

FAVOREVOLI alla LISTA 2

Badge	Regione Sociale	Proprrio	Delega	Totale
**D	LEGAL AND GENERAL GLOBAL EQUITY INDEX FUND	0	32.260	32.260
**D	LEGAL AND GENERAL FUTURE WORLD EQUITY FACTORS INDEX FUND	0	79.436	79.436
**D	LEGAL AND GENERAL FUTURE WORLD ESG DEVELOPED INDEX FUND	0	6.925	6.925
**D	LEGAL AND GENERAL FUTURE WORLD ESG DEVELOPED INDEX FUND	0	3.773.237	3.773.237
**D	RELIANCE TRUST INSTITUTIONAL RETIREMENT TRUST SERIES ELEVEN	0	2.712.052	2.712.052
**D	RELIANCE TRUST INSTITUTIONAL RETIREMENT TRUST SERIES TEN	0	195.158	195.158
**D	RELIANCE TRUST INSTITUTIONAL RETIREMENT TRUST SERIES TEN	0	310.291	310.291
**D	ROCKEFELLER CAPITAL MANAGEMENT UCIT S ICAV	0	182.869	182.869
**D	PZENA VALUE FUNDS PLC C/O SANNE	0	521.272	521.272
**D	STATE STREET GLOBAL ADVISORS GROSS ROLL UP UNIT TRUST	0	610.297	610.297
**D	SARASIN GLOBAL DIVIDEND (STERLING HEDGED)	0	311.300	311.300
**D	SARASIN GLOBAL HIGHER DIVIDEND (STERLING HEDGED)	0	366.150	366.150
**D	SARASIN GLOBALSAR - BALANCED (EUR)	0	50.830	50.830
**D	SARASIN GLOBALSAR - STRATEGIC FUND A SUB FUND OF SARASIN FUNDS ICVC	0	155.907	155.907
**D	SARASIN GLOBALSAR OPTIMA (EUR)	0	664.378	664.378
**D	SARASIN IE DIVERSIFIED ENDOWMENTS FUND	0	10.073	10.073
**D	SARASIN IE GLOBAL EQUITY OPPORTUNITIES (GBP)	0	6.536.882	6.536.882
**D	SARASIN IE GLOBAL EQUITY OPPORTUNITIES (GBP)	0	115.514	115.514
**D	BARING INVESTMENT FUNDS PLC	0	44.651	44.651
**D	BLACKROCK AUTHORISED CONTRACTUAL SCHEME I	0	207.698	207.698
**D	BLACKROCK AUTHORISED CONTRACTUAL SCHEME	0	747.040	747.040
**D	LEGAL AND GENERAL AUTHORISED CONTRACTUAL SCHEME	0	3.099.865	3.099.865
**D	TT INTERNATIONAL FUNDS PLC	0	10.791.414	10.791.414
**D	LEGAL AND GENERAL ICAV	0	326.730	326.730
**D	KBI INSTITUTIONAL FUND ICAV	0	35.335	35.335
**D	BRITISH COLUMBIA INVESTMENT MANAGEMENT CORPORATION	0	1.015.000	1.015.000
**D	STATE TEACHERS RETIREMENT SYSTEM OF OHIO	0	1.580.754	1.580.754
**D	SARASIN IE GLOBAL EQUITY OPPORTUNITIES (USD)	0	2.648	2.648
**D	BANCO NACIONAL DE PANAMA, ACTING AS TRUSTEE OF THE FIDEICOMISO DE FONDO DE AHORRO DE PANAMA	0	114.387	114.387
**D	SARASIN IE GLOBALSAR - DYNAMIC (GBP)	0	0	0
**D	IGFS CENTRAL AUTHORISED CONTRACTUAL SCHEME	0	0	0
**D	UBS COMMON CONTRACTUAL FUND	0	0	0
**D	QSUPER	0	1.919.140	1.919.140
**D	TAMESIDE METROPOLITAN BOROUGH COUNCIL AS THE ADMINISTERING AUTHORITY OF THE GREATER MANCHESTER PENSION FUND	0	515.345	515.345
**D	454.551	0	38.836	38.836
**D	LF WALES PENSION PARTNERSHIP (WALES PP) ASSET POOLING ACS UMBRELLA	0	1.750.000	1.750.000
**D	BLACKROCK UCITS CCF, BLACKROCK ASSET MANAGEMENT IRELAND LIMITED	0	84.847	84.847
**D	INTERNATIONAL BANK FOR RECONSTRUCTION AND DEVELOPMENT ON BEHALF OF THE WORLD BANK GROUP TRUST FUNDS	0	1.575.819	1.575.819
**D	38.836	0	736.999	736.999
**D	WEST YORKSHIRE PENSION FUND	0	322.368	322.368
**D	CLEARWATER INTERNATIONAL FUND	0	601.023	601.023
**D	MERSEYSIDE PENSION FUND	0	605.592	605.592
**D	UNIVEST	0	480.938	480.938
**D	STICHTING BEDRIJFSTAKPENSIOENFONDS VOOR HET SCHOONMAAK EN GLAZENWASSER SPEDRIJF	0	0	0
**D	STICHTING BEDRIJFSTAKPENSIOENFONDS VOOR HET BEROEPSVERVOER OVER DE WEG	0	0	0
**D	FJARDE AP-FONDEN	0	0	0
**D	STICHTING BEDRIJFSTAKPENSIOENFONDS ZORGVERZEKERAARS	0	0	0

80 W 5

27

LISTA ESITO DELLE VOTAZIONE

Oggetto: Nomina dei componenti il Consiglio di Amministrazione

FAVOREVOLI alla LISTA 2

Badge	Ragione Sociale	Proprio	Delega	Totale
**D	STICHTING BEDRIJFSTAKPENSIOENFONDS VOOR HET LEVENSMIDDELENBEDRIJF	0	255.460	255.460
**D	NORTHERN TRUST UCITS FGR FUND	0	1.508.994	1.508.994
**D	ANDRA AP-FONDEN	0	1.030.880	1.030.880
**D	AMUNDI UCITS FGR FUNDS	0	23.489	23.489
**D	ROBECO INSTITUTIONAL UMBRELLA FUND	0	101.050	101.050
**D	STICHTING BEDRIJFSTAKPENSIOENFONDS VOOR DE DETAILHANDEL	0	3.473.960	3.473.960
**D	STICHTING BEDRIJFSTAKPENSIOENFONDS VOOR DE DETAILHANDEL	0	915.400	915.400
**D	BROOKFIELD GL. LISTED INER. UCITS FD	0	258.282	258.282
**D	BROOKFIELD RL ASSETS SECUR UCITS FD	0	76.114	76.114
**D	CHALLENGE ENERGY FUND 2	0	577.055	577.055
**D	CHALLENGE INTERNATIONAL EQUITY 2	0	144.364	144.364
**D	CHALLENGE EUROPEAN EQUITY 2	0	122.691	122.691
**D	CHALLENGE EUROPEAN EQUITY MGR	0	420.224	420.224
**D	DANSKE INVEST SICAV EUROPA (SEK)	0	139.897	139.897
**D	DANSKE INVEST SICAV GLOBAL INDEX	0	61.039	61.039
**D	DANSKE INVEST SICAV SRI GLOBAL	0	211.984	211.984
**D	LGT SIC II EQ EMV (USD) - POOL AC	0	310.757	310.757
**D	MEDIO M STANLEY GLBL SLTN 1 -CASH	0	131.323	131.323
**D	INFRASTRUCTURE OPPORTUNITY COLLECTION 2	0	958.845	958.845
**D	EUROPEAN COLLECTION	0	318.082	318.082
**D	DYNAMIC INTERNATIONAL VALUEOPPORTUNITY 1	0	348.100	348.100
**D	INVESTIMO	0	155.000	155.000
**D	SARASIN IE GLOBALSAR - DYNAMIC (USD)	0	103.400	103.400
**D	SARASIN IE GLOBALSAR - INCOME (GBP)	0	690.447	690.447
**D	SARASIN IE GLOBALSAR - STRATEGIC (EUR)	0	123.039	123.039
**D	UBI SICAV (GLOBAL EQUITY)	0	437.328	437.328
**D	SARASIN IE GLOBALSAR - STRATEGIC (GBP)	0	93.400	93.400
**D	VONTOBEL ASSET MANAGEMENT S.A	0	215.944	215.944
**D	SARASIN IE GLOBALSAR - STRATEGIC (USD)	0	276.080	276.080
**D	DANSKE INVEST SICAV EUROPE	0	32.610	32.610
**D	EEPA-QCF-EUROPEAN EQUITIES POOL A	0	770.557	770.557
**D	EGPB - QCF - GLOBAL EQUITY POOL B	0	0	0
**D	UNIVERSE THE CMI CONTINEN. EUROPEANEQUITY	0	35.923	35.923
**D	VONTOBEL FUND (CH) - VESCORE GLOBALEQUITY MULTIFACTOR OLIVIER SCHALBETTER VONTOBEL FONDS SERVICES AG	0	77.852	77.852
**D	990	0	12.100	12.100
**D	VARIOPARTNER (CH) -3- ALPHA MEGATRENDS	0	53.982	53.982
**D	CMLA GLOBAL LOW VOLATILITY EQUITY FUND	0	32.622.880	32.622.880
**D	KB BROOKFIELD GLOBAL SUSTAINABLE NERGY INFRA SECURITIES MASTER FUND(USD) (EQUITY)	0	8.877	8.877
**D	CMLA INDEXED GLOBAL SHARE FUND	0	2.531.955	2.531.955
**D	LEGAL AND GENERAL ASSURANCE PENSIONS MANAGEMENT LIMITED	0	33.638	33.638
**D	IRISH LIFE ASSURANCE.	0	154.101	154.101
**D	IRISH LIFE ASSURANCE.	0	0	0
**D	IRISH LIFE ASSURANCE.	0	0	0
**D	IRISH LIFE ASSURANCE.	0	0	0

Handwritten signature

836

LISTA ESITO DELLE VOTAZIONE
 Oggetto: Nomina dei componenti il Consiglio di Amministrazione
 FAVOREVOLI alla LISTA 2

Badge	Ragione Sociale	Proprio	Delega	Totale
**D	IRISH LIFE ASSURANCE PLC	0	1.838.704	1.838.704
**D	JUPITER RESPONSIBLE INCOME FUND	0	150.000	150.000
**D	COG GLOBAL UCITS ICAY	0	1.332.336	1.332.336
**D	CHALLENGE EUROPEAN EQUITY	0	482.453	482.453
**D	J O HAMBRO CAPITAL MANAGEMENT GLOBAL OPPORTUNITIES FUND	0	3.246.015	3.246.015
**D	MIFL BB EC EU EQ INCOME	0	98.503	98.503
**D	COUPON STRATEGY COLLECTION PERF	0	99.663	99.663
**D	STICHTING MN SERVICES	0	5.537.958	5.537.958
**D	STICHTING PENSIOENFONDS METAAL EN TECHNIEK MN SERVICES	0	1.500.682	1.500.682
**D	UBS CANADA	0	64.086	64.086
**D	ZURICH LIFE ASSURANCE PLC	0	5.417.611	5.417.611
**D	OLD MUTUAL GLOBAL INVESTORS	0	26.775	26.775
**D	CFSL ATF CMLA INTERNATIONAL SHARE FUND	0	67.763	67.763
**D	STICHTING MN SERVICES ANDELENFONDS EUROPA	0	794.509	794.509
**D	LEGAL AND GENERAL INVESTMENT MANAGEMENT	0	65.170	65.170
**D	LEGAL AND GENERAL	0	537.936	537.936
**D	LEGAL AND GENERAL ASSURANCE SOCIETY LIMITED	0	84.285	84.285
**D	STANDARD LIFE ASSURANCE LIMITED	0	15.621.196	15.621.196
**D	THE TRUSTEES OF THE STANDARD LIFE SCHEME	0	1.291.376	1.291.376
**D	SLIC - EUROPEAN EQUITY GROWTH FUND	0	367.401	367.401
**D	SLIC - GLOBAL EQUITY INCOME FUND	0	507.586	507.586
**D	CITIBANK INTERNATIONAL PLC AS TRUSTEE CITIBANK INT.PLC	0	18.608.686	18.608.686
**D	INVESCO POOLED INVESTMENT FUND - EUROPE FUND	0	304.759	304.759
**D	ARGON CUSTODY B.V	0	103.093	103.093
**D	ARGON CUSTODY B.V	0	929.464	929.464
**D	THE NOMURA TRUST AND BANKING CO LTD	0	469.367	469.367
**D	THE NOMURA TRUST AND BANKING CO LTD	0	18.148	18.148
**D	BERESFORD FUNDS PLC	0	34.852	34.852
**D	SLIC II - STANDARD LIFE INVESTMENTS	0	1.367.064	1.367.064
**D	SARASIN THEMATIC GLOBAL EQUITY (STERLING HEDGED)	0	448.365	448.365
**D	PRINCIPAL TRUST COMPANY (ASIA LIMITED)	0	312.505	312.505
**D	CFSL - COMMONWEALTH GLOBAL SHARE FUND 22	0	1.199.394	1.199.394
**D	CFSL - COMMONWEALTH GLOBAL SHARE FUND 23	0	361.060	361.060
**D	COLONIAL FIRST STATE INVESTMENTS LIMITED	0	106.613	106.613
**D	ABERDEEN STANDARD OEC II - ASI EUROPE EX UK INCOME EQUITY FUND	0	5.228.732	5.228.732
**D	STICHTING FGM DEPOSITARY	0	15.668.010	15.668.010
**D	MACQUARIE INVESTMENT MANAGEMENT LIMITED	0	768.075	768.075
**D	INTERNATIONAL EQUITIES FUND	0	97.409	97.409
**D	PRINCIPAL MFF EUROPEAN EQUITY FUND	0	332.712	332.712
**D	NATIONAL COUNCIL FOR SOCIAL SECURITY FUND.	0	121.476	121.476
**D	ARGON CUSTODY B.V.	0	423.000	423.000
**D	LEGG MASON INC	0	2.200	2.200
**D	CFSL - COLONIAL FIRST STATE GLOBAL ASSET MANAGEMENT MULTI SECTOR TRUST	0	3.123	3.123

837

LISTA ESITO DELLE VOTAZIONE

Oggetto: Nomina dei componenti il Consiglio di Amministrazione

FAVOREVOLI alla LISTA 2

Badge	Ragione Sociale	Proprio	Delega	Totale
**D	SDA INTL EQUITY INDEX FD WORLD	0	211.448	211.448
**D	CBOSC-CBGS-WGSS07	0	105.419	105.419
**D	BRICKLAYERS + TROWEL TRADES INTERNATIONAL PENSION FUND	0	94.900	94.900
**D	UNITED FOOD + COMMERCIAL WORKERS FOR EMPLOYEES	0	95.200	95.200
**D	SIGNATURE GLOBAL INCOME AND GROWTH FUND	0	1.584.600	1.584.600
**D	SIGNATURE GLOBAL INCOME AND GROWTH FUND	0	124.776	124.776
**D	THREADNEEDLE (LUX) COLUMBIA THREADNEEDLE INVESTMENTS	0	272.048	272.048
**D	THREADNEEDLE (LUX) COLUMBIA THREADNEEDLE INVESTMENTS	0	43.922	43.922
**D	JANUS HENDERSON CAPITAL FUNDS PLC	0	304.450	304.450
**D	CBOSC ATF CW BK GRP SUP WGSS08	0	1.787.516	1.787.516
**D	PINEBRIDGE FUND SERIES PINEBRIDGE EUROPE EQUITY FUND	0	66.313	66.313
**D	CITIBANK INTERNATIONAL PLC	0	17.248	17.248
**D	STANDARD LIFE WEALTH ACER FUND CITIBANK INTERNATIONAL PLC	0	272.870	272.870
**D	OLD MUTUAL EUROPEAN EQUITY (EX UK FUND A SUB FUND OF OLD MUTUAL INVESTMENT FUNDS SERIES II	0	290.158	290.158
**D	JOHN HANCOCK VARIABLE INSURANCE TRUST INTERNATIONAL VALUE TRUST	0	228.671	228.671
**D	JOHN HANCOCK VARIABLE INSURANCE TRUST INTERNATIONAL EQUITY INDEX TRUST	0	124.414	124.414
**D	JOHN HANCOCK VARIABLE INSURANCE TRUST INTERNATIONAL VALUE FUND	0	1.878.421	1.878.421
**D	JOHN HANCOCK FUNDS II INTERNATIONAL FUND - CORE EQUITY	0	48.766	48.766
**D	VICTORY TRIVALENT INTERNATIONAL FUND - CORE EQUITY	0	92.296	92.296
**D	LEGAL AND GENERAL COLLECTIVE INVESTMENT TRUST	0	271.442	271.442
**D	VICTORY CAPITAL INTERNATIONAL COLLECTIVE INVESTMENT TRUST	0	180.441	180.441
**D	COMMONWEALTH SPECIALIST FUND 36	0	335.327	335.327
**D	CFSIL RE COLONIAL FIRST STATE INVESTMENT FUND 10	0	99.499	99.499
**D	STANDARD LIFE INVESTMENTS LIABILITY SOLUTIONS ICAV	0	141.881	141.881
**D	STANDARD LIFE INVESTMENTS LIABILITY SOLUTIONS ICAV	0	919.647	919.647
**D	NEWBURG NOMINEES LIMITED INVESTORS WHOLESAL E GLOBAL EQUITY (INDEX) TRUST	0	410.187	410.187
**D	LATVIJAS BANKA	0	509.359	509.359
**D	VICTORY RS GLOBAL FUND	0	127.774	127.774
**D	VICTORY RS INTERNATIONAL FUND	0	159.045	159.045
**D	VICTORY RS INTERNATIONAL VIP SERIES	0	10.091	10.091
**D	VICTORY RS INTERNATIONAL STRATEGIC EQUITY ALLOCATION FUND	0	29.818	29.818
**D	JOHN HANCOCK FUNDS II INTERNATIONAL STRATEGIC EQUITY ALLOCATION FUND	0	41.697	41.697
**D	MACQUARIE MULTI-FACTOR FUND	0	86.400	86.400
**D	HOSTPLUS POOLED SUPERANNUATION TRUST	0	59.140	59.140
**D	VICTORYSHARES DEVELOPED ENHANCED VOLATILITY WTD INDEX ETF	0	47.583	47.583
**D	VICTORYSHARES DEVELOPED ENHANCED VOLATILITY WTD INDEX ETF	0	331.326	331.326
**D	CITITRUST LIMITED AS TRUSTEE OF BLACKROCK PREMIER FUNDS-BLACKROCK WORLD EQUITY INDEX FUND	0	12.993	12.993
**D	CITITRUST LIMITED AS TRUSTEE OF BLACKROCK PREMIER FUNDS-BLACKROCK WORLD EQUITY INDEX FUND	0	208.338	208.338
**D	INVESCO POOLED INVESTMENT FUND-GLOBAL STRATEGIC EQUITY FUND	0	192.524	192.524
**D	THE HARBORWALK PRIVATE TRUST - THEINTERNATIONAL EQUITY FUND	0	517.672	517.672
**D	STANDARD LIFE WEALTH GLOBAL EQUITY INCOME FUND	0	84.415	84.415
**D	STICHTING ALGEMEEN PENSIOENFONDS	0	1.255.779	1.255.779
**D	SOCIALLY RESPONSIBLE DEVELOPED MARKETS FUNDAMENTAL INDEX CTF	0	534.507	534.507
**D	SUN LIFE GLOBAL INVESTMENTS (CANADA) INC C/O ISS	0		
**D	ABERDEEN INVESTMENT FUNDS UK ICVC II - ABERDEEN WORLD EQUITY ENHANCED INDEX FUND	0		
**D	ABERDEEN INVESTMENT FUNDS UK ICVC II - ABERDEEN EUROPEAN EQUITY ENHANCED INDEX FUND	0		
**D	ABERDEEN INVESTMENT FUNDS UK ICVC II - ABERDEEN EUROPEAN EQUITY TRACKER FUND	0		
**D	ABERDEEN INVESTMENT FUNDS UK ICVC II - ABERDEEN EUROPEAN EQUITY TRACKER FUND	0		
**D	LIFE INTERNATIONAL DESIGNATED ACTIVITY COMPANY	0		
**D	USAA CAPITAL GROWTH FUND	0		

838

LISTA ESITO DELLE VOTAZIONE

Oggetto: Nomina dei componenti il Consiglio di Amministrazione

FAVOREVOLI alla LISTA 2

Badge	Ragione Sociale	Proprio	Delega	Totale
**D	USAA INTERNATIONAL FUND	0	5.362.442	5.362.442
**D	USAA WORLD GROWTH FUND	0	1.377.587	1.377.587
**D	VICTORYSHARES USA MSCI INTERNATIONAL VALUE MOMENTUM ETF	0	253.730	253.730
**D	PRINCIPAL FINANCIAL SERVICES INC. - LISTED INFRASTRUCTURE	0	59.516	59.516
**D	DES (LUX) EQUITY SICAV - GLOBAL OPPORTUNITY (USD)	0	307.828	307.828
**D	VERDIPAPIRFONDET DNB GLOBAL IV	0	8.146.143	8.146.143
**D	VERDIPAPIRFONDET DNB MILJOINVEST	0	1.821.981	1.821.981
**D	VERDIPAPIRFONDET DNB GLOBAL INDEKS	0	415.503	415.503
**D	VERDIPAPIRFONDET DNB FALCON FUND	0	561.647	561.647
**D	STANDARD LIFE WEALTH FALCON FUND	0	111.266	111.266
**D	VERDIPAPIRFONDET DNB EUROPA	0	88.860	88.860
**D	USAA MUTUAL FUNDS TRUST	0	441.333	441.333
**D	UBS FUND MGT (CH) AG VAAKEU / CH0066	0	10.608	10.608
**D	MANDATORY PROVIDENT FUND SCHEMES	0	17.577	17.577
**D	TIMOTHY PLAN INTERNATIONAL ETF	0	39.088	39.088
**D	UNIFIED ACCUMULATIVE PENSION FUND JOINT STOCK COMPANY	0	13.556	13.556
**D	SYKHELPS-OG PENSJONSORDNING FOR LEGER	0	1.745.703	1.745.703
**D	POINT72 ASSOCIATES LLC - FSEU C/O THE CORPORATION TRUST COMPANY	0	977.684	977.684
**D	JANUS HENDERSON INTRECH EQUITY MARKET NEUTRAL FUND LIMITED	0	33	33
**D	STATERA MASTER INVESTORS (CAYMAN) L.P.	0	3.646	3.646
**D	PANAGORA ASSET MANAGEMENT INC.	0	1.267	1.267
**D	TUDOR SYSTEMATIC TACTICAL TRADING LTD - SERGEY C/O TUDOR INVESTMENT CORPORATION	0	29.381	29.381
**D	HANSJOERG WYSS REVOCABLE TRUST UAD	0	16.179	16.179
**D	ATLAS ENHANCED MASTER FUND LTD. C/O MAPLES CORPORATE SERVICES LIMITED	0	181	181
**D	ATLAS MASTER FUND LTD. C/O MAPLES CORPORATE SERVICES LIMITED	0	59.641	59.641
**D	NOVA SCOTIA HEALTH EMPLOYEES PENSION PLAN	0	245.000	245.000
**D	MANULIFE SOBEYS GLOBAL EQUITY FUND	0	529.200	529.200
**D	MANULIFE GLOBAL INFRASTRUCTURE FUND	0	81.914	81.914
**D	SENTRY GLOBAL INFRASTRUCTURE PRIVATE TRUST	0	1.689.050	1.689.050
**D	SENTRY GLOBAL INFRASTRUCTURE FUND	0	657.458	657.458
**D	MANULIFE INTERNATIONAL STOCK FUND UT	0	8.916	8.916
**D	RBC QUANT EAFE EQUITY LEADERS ETF	0	18.434	18.434
**D	RBC QUANT EUROPEAN DIVIDEND LEADERS ETF	0	2.345.814	2.345.814
**D	RBC QUANT LOW VOLATILITY GLOBAL EQUITY FUND	0	53.901	53.901
**D	RBC O SHAUGHNESSY GLOBAL EQUITY FUND	0	118.919	118.919
**D	RBC O SHAUGHNESSY INTERNATIONAL EQUITY FUND	0	533.811	533.811
**D	THE PUBLIC INSTITUTION FOR SOCIAL SECURITY	0	14.420	14.420
**D	SI MFS LOW VOL INTL EQ FD	0	100.000	100.000
**D	IA CLARINGTON GLOBAL VALUE FUND 1080 SUCC TERMINUS	0	2.325	2.325
**D	CC AND L ALTERNATIVE GLOBAL EQUITY FUND	0	202.720	202.720
**D	NEIMC EAFE EQUITY INDEX FUND	0	71.435	71.435
**D	MUNICIPAL EMPLOYEES PENSION PLAN C/O GLASS LEWIS AND CO	0	220.542	220.542
**D	MUNICIPAL EMPLOYEES PENSION PLAN C/O ISS	0	756.716	756.716
**D	PUBLIC EMPLOYEES PENSION PLAN C/O ISS	0		

BT

839

LISTA ESITO DELLE VOTAZIONE
 Oggetto: Nomina dei componenti il Consiglio di Amministrazione
 FAVOREVOLI alla LISTA 2

Badge	Ragione Sociale	Proprio	Delega	Totale
**D	RBC QUIRE STABLE DIVIDEND GLOBAL	0	32.886	32.886
**D	RBC QUIRE GLOBAL INFRASTRUCTURE CLASS	0	118.000	118.000
**D	MANULIFE GLOBAL INFRASTRUCTURE CLASS N	0	11.316	11.316
**D	NEIMC SAFE EQUITY INDEX FUND - CLASS N	0	10.000	10.000
**D	IAC INTERNATIONAL EQUITY FD	0	55.552	55.552
**D	PAVILLION INTERNATIONAL FOCUSED EQUITY POOL	0	170.587	170.587
**D	THE REPRESENTATIVE CHURCH BODY	0	109.651	109.651
**D	PERPETUAL ECONOMIC DIVERSIFICATION GLOBAL EQUITY FUND	0	20.610	20.610
**D	AMONOI CANADA INC C/O ISS	0	27.000	27.000
**D	FUT15 FONDS INDUSTRIELLE ALLIANCE	0	313.339	313.339
**D	CI SIGNATURE CANADIAN BALANCED FUND	0	456.000	456.000
**D	EL FINANCIAL CORPORATION LIMITED	0	55.139	55.139
**D	DOFASCO SUPPLEMENTARY RETIREMENT INCOME PLAN	0	189.200	189.200
**D	BROOKFIELD PUBLIC SECURITIES GROUP LLC C/O ISS	0	739.400	739.400
**D	BROOKFIELD GLOBAL LISTED INFRASTRUCTURE CANADIAN POOLED FUND	0	204.400	204.400
**D	SHORT BROTHERS CIF TRUSTEE LIMITED	0	206.061	206.061
**D	SHORT BROTHERS CIF TRUSTEE LIMITED	0	304.500	304.500
**D	BOMBARDIER TRUST (CANADA) REAL RETURN ASSETS FUND BOMBARDIER INC	0	117.000	117.000
**D	THE BOMBARDIER TRUST (UK)	0	193.399	193.399
**D	THE BOMBARDIER TRUST (UK)	0	812.352	812.352
**D	CI CORPORATE CLASS LIMITED	0	987.632	987.632
**D	SIGNATURE INCOME AND GROWTH FUND	0	9.300.151	9.300.151
**D	TOWERS WATSON COMMON CONTRACTUAL FUND	0	568.722	568.722
**D	SIGNATURE CANADIAN BALANCED FUND	0	199.720	199.720
**D	SIGNATURE DIVIDEND FUND	0	145.378	145.378
**D	CI GLOBAL FUND	0	853.744	853.744
**D	SIGNATURE SELECT CANADIAN FUND	0	479.300	479.300
**D	SIGNATURE GLOBAL DIVIDEND FUND	0	21.993	21.993
**D	THE ENDEAVOUR II FUND	0	14.800	14.800
**D	TRIASIMA ALL COUNTRY WORLD EQUITYFUND	0	8.035	8.035
**D	RBC DEXIA TORONTO POOLED CLIENTS A/C	0	0	0
**D	WELLINGTON TRUST COMPANY NATIONAL ASSOCIATE MULTIPLE COMMON TRUST UNDS - CTF GLOBAL MANAGED RISK PLUS II PORTFOLIO	0	0	0
**D	70.864	0	0	0
**D	ECOFIN WATER AND POWER OPPORTUNITIES PLC CO BNP PARIBAS SECURITIES SERVICES	0	1.435.708	1.435.708
**D	WELLINGTON MANAGEMENT COMPANY LLP	0	1.134.653	1.134.653
**D	ATLAS MASTER LTD	0	48.609	48.609
**D	MAPLES CORPORATE SERVICES LIMITED	0	26.964	26.964
**D	LSVLEHE, LSV2EHE	0	12.600	12.600
**D	BENTON INVESTMENT FUND	0	62.553	62.553
**D	RBC QUANT GLB INERA LD ETF	0	8.822	8.822
**D	PRIVATE CLIENT INTL EQ PORT II	0	734.185	734.185
**D	PC INTL EQUITY INC AND GROWTH PT	0	451.133	451.133
**D	THE SHAKESPEARE HEAD FUND	0	117.561	117.561
**D	GREENCHIP GLOBAL EQUITY FUND	0	425.000	425.000

840

LISTA ESITO DELLE VOTAZIONE

Oggetto: Nomina dei componenti il Consiglio di Amministrazione

FAVOREVOLI alla LISTA 2

Badge	Ragione Sociale	Proprio	Delega	Totale
**D	NEW STAR EAFE FUND	0	99.073	99.073
**D	DOFASCO EMPLOYEES SAVINGS AND PROFITS SHARING FUND	0	10.374	10.374
**D	BOMBARDIER TRUST (CANADA) GLOBAL EQUITIES FUND	0	501.870	501.870
**D	CI INCOME ADVANTAGE FUND	0	480.500	480.500
**D	CASTLEROCK ENHANCED YIELD FUND	0	1.688.270	1.688.270
**D	ALDER INVESTMENT FUND	0	101.640	101.640
**D	LOCKHEED MARTIN CORPORATION MASTER RETIREMENT TRUST.	0	889.538	889.538
**D	REGON CUSTODY B.V.	0	821.202	821.202
**D	REGON CUSTODY B.V.	0	325.439	325.439
**D	REGON CUSTODY B.V.	0	1.046.424	1.046.424
**D	THE UNITED CHURCH OF CANADA PENSION PLAN	0	24.658	24.658
**D	GOVERNMENT OF NORWAY	0	109.800	109.800
**D	RECISS PHITRUST ACTIVE INVOTORS EU	0	242.491.304	242.491.304
**D	THE ARROWSTREET COMMON CONTRACTUAL FUND	0	19.422	19.422
**D	DWS INVESTMENT GMBH FOR VERMOEGENSMANAGEMENT	0	2.858.653	2.858.653
**D	DWS INVESTMENT GMBH FOR ALBATROS FONDS	0	381.090	381.090
**D	DWS INVESTMENT GMBH FOR DWS EUROPE DYNAMIC	0	35.429	35.429
**D	DWS INVESTMENT GMBH FOR DWS QI LOWVOL EUROPE	0	55.451	55.451
**D	DWS INVESTMENT GMBH FOR E. ON AKTIENFONDS DWS	0	619.842	619.842
**D	DWS INVESTMENT GMBH FOR DWS VORSORGE AS (DYNAMIK)	0	75.000	75.000
**D	DWS INVESTMENT GMBH FOR LOEWEN AKTIENFONDS	0	259.352	259.352
**D	DWS INVESTMENT GMBH FOR DWS VORSORGE AS FLEX	0	55.000	55.000
**D	DWS INVESTMENT GMBH FOR DYNAMIC EUROPE BALANCE	0	106.016	106.016
**D	DWS INVESTMENT GMBH FOR DWS QI EUROZONE EQUITY	0	72.283	72.283
**D	DWS INVESTMENT GMBH FOR DWS QI EUROPEAN EQUITY	0	329.050	329.050
**D	DWS INVESTMENT GMBH FOR MULTI-INDEX EQUITY FUND	0	110.223	110.223
**D	DWS INVEST. MIT TEILGESE. FOR FIX INC AND ALT	0	61.836	61.836
**D	ISHARES II PUBLIC LIMITED COMPANY	0	368.613	368.613
**D	ISHARES V PUBLIC LIMITED COMPANY	0	24.278.419	24.278.419
**D	ISHARES III PUBLIC LIMITED COMPANY	0	3.393.848	3.393.848
**D	ISHARES VI PUBLIC LIMITED COMPANY	0	661.965	661.965
**D	ISHARES IV PUBLIC LIMITED COMPANY	0	7.005.947	7.005.947
**D	ISHARES VII PLC	0	1.194.749	1.194.749
**D	BLACKROCK AM DE AG FOR ISHS CORE EURO STOXX 50 UCITS ETF (DE)	0	3.085.175	3.085.175
**D	BLACKROCK AM DE FOR ISHARES EURO STOXX UCITS ETF (DE)	0	18.563.050	18.563.050
**D	BLACKROCK AM DE FOR ISHARES STOXX EUROPE 50 UCITS ETF (DE)	0	16.175.868	16.175.868
**D	BLACKROCK AM DE FOR ISHARES STOXX EUROPE LARGE 200 UCITS ETF	0	2.075.989	2.075.989
**D	BLACKROCK AM DE FOR ISHARES STOXX EUROPE 600 UCITS ETF (DE)	0	391.918	391.918
**D	ISHARES I INV MIT TGV F ISHS ST EUROPE 600 UTILITIES UCITS ETF	0	94.188	94.188
**D	XEROX CORPORATION RETIREMENT & SAVINGS PLAN	0	5.431.153	5.431.153
**D	TEACHERS' RETIREMENT SYSTEM OF THE STATE OF ILLINOIS	0	6.481.589	6.481.589
**D		0	119.200	119.200
**D		0	1.761.514	1.761.514

GR

861

LISTA ESITO DELLE VOTAZIONE

Oggetto: Nomina dei componenti il Consiglio di Amministrazione

FAVOREVOLI alla LISTA 2

Badge	Ragione Sociale	Proprio	Delega	Totale
**D	TEACHERS' RETIREMENT SYSTEM OF THE STATE OF ILLINOIS	0	3.382.127	3.382.127
**D	KAISER PERMANENTE GROUP TRUST	0	2.338.627	2.338.627
**D	KAISER FOUNDATION HOSPITALS	0	776.154	776.154
**D	FIDELITY RUTLAND SQUARETRUST II: STRATEGIC ADVISERS INT	0	1.947.000	1.947.000
**D	BRUNEI INVESTMENT AGENCY	0	64.650	64.650
**D	INTERNATIONALE KAPITALANLAGESELLSCHAFT MBH FOR ANP	0	18.436	18.436
**D	LAUDUS INTERNATIONAL MARKETMASTERS FUND	0	226.739	226.739
**D	SCHWAB INTERNATIONAL EQUITY ETF	0	9.838.108	9.838.108
**D	SCHWAB FUNDAMENTAL INTERNATIONAL LARGE COMPANY INDEX ETF	0	3.501.961	3.501.961
**D	SANFORD C BERNSTEIN FUND INC- TAX MANAGED INTL PTF	0	5.117.370	5.117.370
**D	AB CANADA GLOBAL STRATEGIC CORE EQUITY FUND	0	722.810	722.810
**D	AB CANADA INTL VALUE EQUITY (CAP-WEIGHTED, UNHEGGED) FUND	0	138.460	138.460
**D	AB TRUST - AB INTERNATIONAL VALUE FUND	0	371.380	371.380
**D	DUFONT PENSION TRUST	0	188.643	188.643
**D	JOHN HANCOCK ENDURING EQUITY FUND	0	2.023.567	2.023.567
**D	JOHN HANCOCK VAR INS TRUST STRATEGIC EQUITY ALLOCATION	0	1.692.079	1.692.079
**D	JOHN HANCOCK FUNDS II STRATEGIC EQUITY ALLOCATION FUND	0	825.422	825.422
**D	JOHN HANCOCK DISCIPLINED VALUE INTERNATIONAL FUND	0	1.717.853	1.717.853
**D	PENSION BENEFIT GUARANTY CORPORATION	0	892.732	892.732
**D	INTERNATIONALE CAPITAL MBH FOR IIF-PRIVATRENTE-AKTIE	0	500.000	500.000
**D	INTERNATIONAL PAPER CO COMMINGLED INVESTMENT GROUP	0	1.521.309	1.521.309
**D	EMO DISCIPLINED INTERNATIONAL EQUITY FUND	0	163.840	163.840
**D	DEKA INVESTMENT GMBH FOR SFT 3-FONDS	0	68.306	68.306
**D	ALLIANZ GLOBAL INVESTORS GMBH FOR DBI-FONDS SFT 4	0	92.963	92.963
**D	MFS VARIABLE INSURANCE TRUST - MFS UTILITIES SERIES	0	4.721.794	4.721.794
**D	GOLDMAN SACHS TRST II-GOLDMAN SACHS MULTI-MNGR GLOBAL	0	7.015	7.015
**D	GOLDMAN SACHS TRUST II - GOLDMAN SACHS M-M REAL ASSETS STRAT	0	61.558	61.558
**D	GOLDMAN SACHS TRUST - GOLDMAN SACHS GLOBAL	0	72.947	72.947
**D	GOLDMAN SACHS TRUST II GOLDMAN SACHS GQG PART INTL OFF FD	0	21.218	21.218
**D	GOLDMAN SACHS TRUST II GOLDMAN SACHS GQG PART INTL OFF FD	0	15.002.364	15.002.364
**D	OREGON PUBLIC EMPLOYEES RETIREMENT SYSTEM	0	3.939.030	3.939.030
**D	ALLIANCEBERNSTEIN GLOBAL RISK ALLOCATION FUND INC	0	10.639	10.639
**D	AB CAP FUND, INC. - AB ALL MARKET INCOME PORTFOLIO	0	24.086	24.086
**D	BERNSTEIN FUND, INC. - INTERNATIONAL STRATEGIC EQUITIES PTF	0	12.617.970	12.617.970
**D	AB BOND FUND, INC. - AB ALL MARKET REAL RETURN PORTFOLIO	0	427.620	427.620
**D	AB COLLECTIVE INVESTMENT TRUST SERIES	0	932.785	932.785
**D	ALLIANCEBERNSTEIN VAR PROD SER F INC.ALLIANCES DYN ASSET	0	88.110	88.110
**D	AB VARIABLE PROD SERIES FUND, INC. - AB INT VALUE PORTFOLIO	0	862.050	862.050
**D	AB VARIABLE PROD SERIES FD, INC.-AB BALANCED WEALTH STG	0	17.052	17.052
**D	RUSSELL TRUST CO COMMINGLED EMPLOYEE BENEFIT FUNDS TRUST	0	1.736.072	1.736.072
**D	INVESCO V.I. GLOBAL CORE EQUITY FUND	0	180.932	180.932
**D	ALLIANZ GLOBAL INVESTORS GMBH FOR ALLIANZGI-FONDS INDU	0	18.623	18.623
**D	ALLIANZ GLOBAL INVESTORS GMBH FOR DBI-FONDS ANDUS	0	550.000	550.000

862

LISTA ESITO DELLE VOTAZIONE
 Oggetto: Nomina dei componenti il Consiglio di Amministrazione

FAVOREVOLI alla LISTA 2

Badge	Ragione Sociale	Proprio	Delega	Totale
**D	THE MASTER TRUST BK OF JP LTD: HITACHI FOREIGN EQ INDEX MF	0	211.090	211.090
**D	SPDR MSCI WORLD QUALITY MIX FUND	0	1.302	1.302
**D	GMAM GROUP PENSION TRUST III	0	885.056	885.056
**D	GMAM INVESTMENT FUNDS TRUST	0	532.900	532.900
**D	GMAM GROUP PENSION TRUST II	0	423.939	423.939
**D	IBM RETIREMENT PLAN	0	41.010	41.010
**D	INVESCO INTERNATIONAL CORE EQUITY FUND	0	276.893	276.893
**D	ALLIANZ GLOBAL INV GMBH FOR ALLIANZGI-FONDS SFT2	0	135.021	135.021
**D	INSTITUTIONAL RETIREMENT TRUST	0	42.774	42.774
**D	DWS INVESTMENT GMBH FOR DERM FONDS BES	0	39.100	39.100
**D	INTERNATIONALE KAPITALANLAGEGESELLSCHAFT MBH FOR NAEV	0	752.289	752.289
**D	THORNBERG GLOBAL INVESTMENT PLC	0	144.851	144.851
**D	ARIZONA STATE RETIREMENT SYSTEM	0	561.480	561.480
**D	GLOBAL LOW VOLATILITY EQUITY FUND, LLC	0	26.780	26.780
**D	AB FUND N.V.	0	842.922	842.922
**D	AMERICAN BAR ASSOCIATION MEMBERS/MTG	0	68.500	68.500
**D	AMERICAN CENTURY WORLD MUTUAL FUNDS, INC. INTL VALDE F	0	46.864	46.864
**D	AMERICAN CENTURY WORLD MUTUAL FUNDS, INC - NT INT VALUE	0	810.873	810.873
**D	AMERICAN CENTURY RETIREMENT DATE TRUST	0	422.589	422.589
**D	JP TR SERV BK LTD ATF MATB MSCI KOKUSAI INDEX MOTHER F	0	43.110	43.110
**D	AXA IM SMART MATCHING SOLUTIONS PUBLIC LIMITED	0	28.883	28.883
**D	ANIMA FUNDS PLC	0	2.103.991	2.103.991
**D	THE MASTER TRUST BK OF JP LTD ATF INVESCO OVERSEAS EQ OPEN M	0	9.641	9.641
**D	THE MASTER TRUST BK OF JP RE F RUSSELL INV (JP) INTL EQUITY F	0	58.686	58.686
**D	ARCHITAS MULTI-MANAGER GLOBAL FUNDS UNIT TRUST	0	31.278	31.278
**D	AXA INVESTMENT MANAGERS DEUTSCHLAND GMBH	0	70.121	70.121
**D	AXA ROSEBERG EQUITY ALPHA TRUST	0	29.237	29.237
**D	STATE OF ALASKA RETIREMENT AND BENEFITS PLANS	0	263.847	263.847
**D	THE WALT DISNEY COMPANY RETIREMENT PLAN MASTER TRUST	0	412.675	412.675
**D	BMO MSCI EAFE INDEX ETF	0	150.259	150.259
**D	THE MASTER TRUST BK OF JP LTD: RUSSELL GLE ENVIR TECH FUND	0	1.712.494	1.712.494
**D	TIAA-CREF QUANT INTERNATIONAL EQUITY FUND	0	18.309	18.309
**D	COLLEGE RETIREMENT EQUITIES FUND	0	1.867.559	1.867.559
**D	TIAA-CREF SOCIAL CHOICE INTERNATIONAL EQUITY FUND	0	2.351.453	2.351.453
**D	TEACHERS INSURANCE AND ANNUITY ASSOCIATION OF	0	2.834	2.834
**D	BRIGHTHOUSE FUNDS TRUST I - AB GLOBAL DYNAMIC ALLOCATION	0	703.653	703.653
**D	BRIGHTHOUSE FUNDS TRUST I - JPMORGAN GBL ACTIVE ALL	0	394.753	394.753
**D	UBS (US) GROUP TRUST	0	483.024	483.024
**D	UAW RETIREE MEDICAL BENEFITS TRUST	0	1.298.727	1.298.727
**D	THE ALPHAGEN EUROPEAN BEST IDEAS FUND, LLC	0	715.831	715.831
**D	CENTRAL PROVIDENT FUND BOARD	0	14.645	14.645
**D	FIDUCIE GLOB DES REGIMES DE RETR DE LA SOC TRANSPORT	0	86.500	86.500

843

LISTA ESITO DELLE VOTAZIONE

Oggetto: Nomina dei componenti il Consiglio di Amministrazione

FAVOREVOLI alla LISTA 2

Badge	Ragione Sociale	Proprio	Delega	Totale
**D	DESJARDINS-GLOBAL BALANCED STRATEGIC INCOME FUND	0	26.079	26.079
**D	NEI INTERNATIONAL EQUITY FUND	0	230.400	230.400
**D	FIDUCIE GLOB DES REGIMES DE RETR DE LA SOC TRANSPORT	0	135.110	135.110
**D	NEI GLOBAL EQUITY POOL	0	125.244	125.244
**D	CALVERT IMPACT FUND, INC. - CALVERT GLOBAL ENERGY SOLUTIONS FD	0	100.291	100.291
**D	CALVERT VP EAFE INTERNATIONAL INDEX PORTFOLIO	0	67.387	67.387
**D	CALVERT RESE INX SRS, INC.-CLVRT DVD MKETS EX-U.S. RSP INX FD	0	126.667	126.667
**D	XTRACKER (IE) PUBLIC LIMITED COMPANY	0	1.448.320	1.448.320
**D	CAISSE DE DEPOT ET PLACEMENT DU QUEBEC	0	4.965.293	4.965.293
**D	THE REGENTS OF THE UNIVERSITY OF CALIFORNIA	0	3.838.993	3.838.993
**D	MERCER FTFC NON-US EQUITY INVESTMENT PORTFOLIO LLC	0	115.300	115.300
**D	MERCER FTFC NON-US EQUITY INVESTMENT PORTFOLIO LLC	0	6.963	6.963
**D	EATON VANCE TAX-MANAGED GLOBAL BUY-WRITE OPPORTUNITIES	0	226.448	226.448
**D	PARAMETRIC INTERNATIONAL EQUITY FUND	0	242.788	242.788
**D	EATON VANCE RICHARD BERNSTEIN ALL ASSET STRATEGY FUND	0	127.008	127.008
**D	SOJECI II LTEE	0	55.000	55.000
**D	FUNDO DE SEGURANCA SOC GOV. DA REGIAO ADM. ESPECIAL DE	0	251.012	251.012
**D	FRANKLIN LIBERTYSHARES ICAY	0	23.907	23.907
**D	TAX - MANAGED INTERNATIONAL EQUITY PORTFOLIO	0	29.175	29.175
**D	HARBOR OVERSEAS FUND	0	28.931	28.931
**D	MERCER GE INTERNATIONAL EQUITY FUND	0	281.105	281.105
**D	MERCER GE INTERNATIONAL EQUITY FUND	0	198.800	198.800
**D	ALLIANZ VALEURS DURABLES	0	2.500.000	2.500.000
**D	ALLIANZ EPARGNE ACTIONS ISR SOLIDAIRE	0	132.000	132.000
**D	ALLIANZ ACTIONS EURO CONVICTIONS	0	2.104.000	2.104.000
**D	RUSSELL INVESTMENT COMPANY RUSSELL TAX-MANAGED INTL EQ FUND	0	947.176	947.176
**D	RUSSELL INVESTMENT COMPANY RUSSELL GLOBAL	0	234.952	234.952
**D	RUSSELL INVESTMENT COMPANY RUSSELL MULTI-STRATEGY	0	68.199	68.199
**D	RUSSELL INVESTMENT COMPANY MULTIFACTOR INTERNATIONAL EQUITY	0	129.158	129.158
**D	GMO FUNDS PLC GMO GLOBAL EQUITY ALLOCATION	0	64.358	64.358
**D	GMO FUNDS PLC GMO GLOBAL REAL RETURN (UCITS) FUND	0	1.372.112	1.372.112
**D	CATHAY LIFE INSURANCE CO LTD	0	24.776	24.776
**D	MARQUIS INSTITUTIONAL GLOBAL EQUITY PORTFOLIO	0	46.688	46.688
**D	HARTFORD MULTIFACTOR INTERNATIONAL FUND	0	1.036	1.036
**D	RUSSELL INVESTMENT COMPANY MULTI-ASSET GROWTH STRATEGY	0	42.755	42.755
**D	RUSSELL INVESTMENT COMPANY TAX-MANAGED REAL ASSETS	0	92.775	92.775
**D	TRANSAMERICA INTERNATIONAL STOCK	0	293.112	293.112
**D	TRANSAMERICA JPMORGAN TACTICAL ALLOCATION VP	0	167.093	167.093
**D	TRANSAMERICA INTERNATIONAL EQUITY INDEX VP	0	29.530	29.530
**D	BMO GLOBAL LOW VOLATILITY EQUITY FUND	0	44.077	44.077
**D	TRANSAMERICA GLOBAL EQUITY	0	215.031	215.031
**D	BMO ALTERNATIVE STRATEGIES FUND	0	19.334	19.334
**D	HOUSTON MUNICIPAL EMPLOYEES PENSION SYSTEM	0	9.192	9.192

Handwritten signature

Handwritten mark

LISTA ESITO DELLE VOTAZIONE

Oggetto: Nomina dei componenti il Consiglio di Amministrazione

FAVOREVOLI alla LISTA 2

Badge	Ragione Sociale	Proprio	Delega	Totale
**D	ICON INTERNATIONAL EQUITY FUND	0	101.600	101.600
**D	TANGERINE BALANCED INCOME PORTFOLIO	0	20.259	20.259
**D	TANGERINE BALANCED PORTFOLIO	0	132.741	132.741
**D	TANGERINE BALANCED GROWTH PORTFOLIO	0	127.058	127.058
**D	TANGERINE EQUITY GROWTH PORTFOLIO	0	143.880	143.880
**D	MAINSTAY VP CUSHING RENAISSANCE ADVANTAGE PORTFOLIO	0	108.096	108.096
**D	MASSMUTUAL SELECT BLACKROCK GLOBAL ALLOCATION FUND	0	488.599	488.599
**D	TRANSAMERICA BLACKROCK GLOBAL ALLOCATION VP	0	1.089.051	1.089.051
**D	MERCER GLOBAL LOW VOLATILITY EQUITY FUND	0	29.169	29.169
**D	MM MSCI EAFE INTERNATIONAL INDEX FUND	0	130.476	130.476
**D	GMO INVESTMENTS ICAV/ GMO CLIMATE CHANGE INVESTMENT	0	386.423	386.423
**D	GMO CLIMATE CHANGE FUND	0	298.591	298.591
**D	GMO INTERNATIONAL EQUITY FUND	0	10.187.813	10.187.813
**D	GMO TAX-MANAGED INTERNATIONAL EQUITIES FUND	0	151.670	151.670
**D	RUSSELL INVESTMENT COMPANY IV PLC	0	66.231	66.231
**D	RUSSELL INVESTMENT COMPANY PLC	0	820.536	820.536
**D	JNL/ALLIANCEBERNSTEIN DYNAMIC ASSET ALLOCATION FUND	0	126.765	126.765
**D	JNL/BOSTON PARTNERS GLOBAL LONG SHORT EQUITY FUND	0	32.081	32.081
**D	JNL/WELTON CAPITAL MSCI WORLD INDEX FUND	0	309.642	309.642
**D	OPENWORLD PUBLIC LIMITED COMPANY	0	62.964	62.964
**D	RUSSELL INVESTMENTS INSTITUTIONAL FUNDS PLC	0	705.394	705.394
**D	MULTI-STYLE, MULTI-MANAGER FUNDS PLC	0	128.966	128.966
**D	STATE STREET GLOBAL ALL CAP EQUITY EX-US INDEX PORTFOLIO	0	35.490	35.490
**D	STATE STREET INTERNATIONAL DEVELOPED EQUITY	0	103.963	103.963
**D	STATE STREET INTERNATIONAL DEVELOPED EQUITY	0	739.565	739.565
**D	NEBRASKA PUBLIC EMPLOYEES RETIREMENT SYSTEMS	0	2.046.180	2.046.180
**D	INVESCO GLOBAL TARGETED RETURNS FUND	0	962.612	962.612
**D	INVESCO GLOBAL MARKET NEUTRAL FUND	0	6.162	6.162
**D	INVESCO GLOBAL CORE EQUITY FUND	0	1.455	1.455
**D	LOS ANGELES COUNTY EMPLOYEES RETIREMENT ASSOCIATION	0	1.827.025	1.827.025
**D	INTERNATIONALE KAPITALANLAGEGESELLSCHAFT MBH FOR DC	0	3.430.675	3.430.675
**D	SPDR PORTFOLIO MSCI GLOBAL STOCK MARKET ETF	0	1.020.212	1.020.212
**D	SPDR MSCI EAFE STRATEGICFACTORS ETF	0	30.509	30.509
**D	SPDR MSCI WORLD STRATEGICFACTORS ETF	0	111.842	111.842
**D	HARTFORD MULTIFACTOR DEVELOPED MARKETS	0	2.134	2.134
**D	HARTFORD MULTIFACTOR LOW VOLATILITY	0	798.886	798.886
**D	MARYLAND STATE RETIREMENT & PENSION SYSTEM	0	4.044	4.044
**D	RUSSELL INV MULTI-ASSET FACTOR EXPOSURE FUND	0	946.985	946.985
**D	ALLIANZ GLOBAL INVESTORS GMBH FOR CONVEST 21 VL	0	92.604	92.604
**D	ALLIANZ GLOBAL INVESTORS GMBH FOR FONDIS	0	273.462	273.462
**D	ALLIANZ GLOBAL INVESTORS GMBH FOR ALLIANZ VERM. EUROPA	0	186.435	186.435
**D	ALLIANZ GLOBAL INVESTORS GMBH FOR PREMIUMMANDAT	0	1.322.077	1.322.077
**D	ALLIANZ GLOBAL INVESTORS GMBH FOR PREMIUMMANDAT	0	31.421	31.421

865

89

LISTA ESITO DELLE VOTAZIONE

Oggetto: Nomina dei componenti il Consiglio di Amministrazione

FAVOREVOLI alla LISTA 2

Badge	Ragione Sociale	Proprio	Delega	Totale
**D	ALLIANZ GLOBAL INVESTORS GMBH FOR ALLIANZ STRAT.	0	1.783.614	1.783.614
**D	ALLIANZ GLOBAL INVESTORS GMBH FOR ALLIANZ FLEXI	0	949.490	949.490
**D	ALLIANZ GLOBAL INSURANCE COMPANY OF AMERICA	0	647.749	647.749
**D	THE PRUDENTIAL INSURANCE COMPANY OF AMERICA	0	205.496	205.496
**D	PRUDENTIAL TRUST CO MASTER COMMINGLED INV F FOR TAX EXEMPT	0	371.148	371.148
**D	MDPIM INTERNATIONAL EQUITY INDEX POOL	0	734.000	734.000
**D	MDPIM INTERNATIONAL EQUITY POOL	0	69.800	69.800
**D	MD EQUITY FUND	0	65.800	65.800
**D	MD INTERNATIONAL VALUE FUND	0	79.073	79.073
**D	MERCER INTERNATIONAL EQUITY FUND	0	50.300	50.300
**D	MERCER INTERNATIONAL EQUITY FUND	0	1.741.099	1.741.099
**D	MERCER INTERNATIONAL EQUITY FUND	0	4.132.198	4.132.198
**D	MGI FUNDS PLC	0	82.300	82.300
**D	MERCER QIF CCF	0	617.921	617.921
**D	MERCER GLOBAL EQUITY ALL COUNTRY WORLD INDEX FUND	0	430.300	430.300
**D	MERCER GLOBAL EQUITY FUND	0	486.500	486.500
**D	MERCER GLOBAL EQUITY FUND	0	37.963	37.963
**D	MGI FUNDS PLC	0	3.525.109	3.525.109
**D	GTAA PANTHER FUND L.P	0	2.700.458	2.700.458
**D	MERCER QIF CCF	0	13.044	13.044
**D	MERCER UCITS COMMON CONTRACTUAL FUND	0	21.914	21.914
**D	LM FUND LP	0	26.125	26.125
**D	RUSSELL COMMON CONTRACTUAL FUND	0	4.205.775	4.205.775
**D	NORTHROP GRUMMAN CORPORATION VEBB MASTER TRUST I	0	418.400	418.400
**D	STATE OF NEW JERSEY COMMON PENSION FUND D	0	814.350	814.350
**D	ONTARIO TEACHERS PENSION PLAN BOARD	0	60.284	60.284
**D	NEW SHIPS, INC. PENSION MASTER TRUST	0	75.318	75.318
**D	COSMOPOLITAN INVESTMENT FUND	0	1.692.847	1.692.847
**D	INTERNATIONALE KAPITALANLAGEGESELLSCHAFT MBH FOR PEKA	0	372.002	372.002
**D	SACRAMENTO COUNTY EMPLOYEES RETIREMENT SYSTEM	0	12.222	12.222
**D	PIMCO FUNDS GLOBAL INVESTORS SERIES PLC	0	76.611	76.611
**D	PRINCIPAL EX-TRADED FUNDS-PRINC INT MUL-FACT CORE INDEX ETF	0	3.265.549	3.265.549
**D	PGIM FUNDS PUBLIC LIMITED COMPANY	0	209.397	209.397
**D	PRINCIPAL LIFE INSURANCE COMPANY	0	271.909	271.909
**D	PACIFIC SELECT FUND -PD INTERNATIONAL LARGE-CAP PORTFOLIO	0	1.396.666	1.396.666
**D	PACIFIC SELECT FUND-INTERNATIONAL EQUITY INCOME PORTFOLIO	0	127.864	127.864
**D	STICHTING PENSIOENFONDS WERK- EN (RE)INTEGRATIE	0	50.535	50.535
**D	BMO INVESTMENTS (IRELAND) PLC	0	70.000	70.000
**D	THE UNIVERSITY OF HONG KONG	0	14.669	14.669
**D	DWS INVESTMENT GMBH FOR DEAM-FONDS FES	0	15.000	15.000
**D	DWS INVESTMENT GMBH FOR DEAM-FONDS PPC GEQ	0	21.807	21.807
**D	DWS INVESTMENT GMBH FOR DEAM-FONDS RBBS	0	150.400	150.400
**D	DWS INVESTMENT GMBH FOR DEAM-FONDS BW GERMANY	0	25.413	25.413
**D	DWS INVESTMENT GMBH FOR DEAM FONDS BBR1	0		
**D	DWS INVESTMENT GMBH FOR GCB PENSION FUND GERMANY	0		

866

LISTA ESITO DELLE VOTAZIONE
 Oggetto: Nomina dei componenti il Consiglio di Amministrazione

FAVOREVOLI alla LISTA 2

Badge	Ragione Sociale	Proprio	Delega	Totale
**D	DWS INVESTMENT GMBH FOR OP- FONDS WFF	0	11.504	11.504
**D	DWS INVESTMENT GMBH FOR DEAM FONDS PMB 1	0	2.400	2.400
**D	DWS INVESTMENT GMBH FOR DEAM FONDS DKS 1	0	20.000	20.000
**D	DWS INVESTMENT GMBH FOR DEUTSCHE LNLN	0	60.000	60.000
**D	DWS INVESTMENT GMBH FOR DEAM FONDS RHEIN	0	124.000	124.000
**D	DWS INVESTMENT GMBH FOR DEAM FONDS KLILI	0	3.500	3.500
**D	DWS INVESTMENT GMBH FOR DEAM FONDS SLM 1	0	170.000	170.000
**D	DWS INVESTMENT GMBH FOR DEAM FONDS LHG 1	0	81.700	81.700
**D	DWS INVESTMENT GMBH FOR DEAM FONDS PMF 1	0	60.000	60.000
**D	DWS INVESTMENT GMBH FOR DEAM FONDS PSF 1	0	8.525	8.525
**D	DWS INVESTMENT GMBH FOR DEAM FONDS SC5M	0	3.215	3.215
**D	DWS INVESTMENT GMBH FOR DEAM FONDS STK	0	10.200	10.200
**D	DWS INVESTMENT GMBH FOR STIFTUNGSFONDS SVC 1	0	25.017	25.017
**D	DWS INVESTMENT GMBH FOR DEAM FONDS LW1	0	12.500	12.500
**D	DWS INVESTMENT GMBH FOR DEUTSCHE BERGBOURG 15	0	100.000	100.000
**D	DWS INVESTMENT GMBH FOR DEAM-FONDS CPI	0	71.000	71.000
**D	DWS INVESTMENT GMBH FOR DEUTSCHE RRI7	0	13.283	13.283
**D	PANAGORA DYNAMIC GLOBAL EQUITY (EX TOBACCO) FUND	0	10.599	10.599
**D	THRIVENT MODERATE ALLOCATION PORTFOLIO	0	100.247	100.247
**D	THRIVENT MODERATELY AGGRESSIVE ALLOCATION PORTFOLIO	0	28.739	28.739
**D	THRIVENT MODERATELY AGGRESSIVE ALLOCATION PORTFOLIO	0	11.083	11.083
**D	THRIVENT MODERATELY AGGRESSIVE ALLOCATION PORTFOLIO	0	18.115	18.115
**D	THRIVENT MODERATELY AGGRESSIVE ALLOCATION PORTFOLIO	0	35.260	35.260
**D	THRIVENT MODERATE ALLOCATION FUND	0	10.006	10.006
**D	THRIVENT MODERATELY AGGRESSIVE ALLOCATION FUND	0	437.031	437.031
**D	THRIVENT MODERATELY AGGRESSIVE ALLOCATION FUND	0	801.406	801.406
**D	THRIVENT PARTNER WORLDWIDE ALLOCATION FUND	0	45.084	45.084
**D	THRIVENT PARTNER WORLDWIDE ALLOCATION PORTFOLIO	0	53.964	53.964
**D	THRIVENT BALANCED INCOME PLUS FUND	0	653.459	653.459
**D	THRIVENT BALANCED INCOME PLUS PORTFOLIO	0	12.583	12.583
**D	THRIVENT GLOBAL STOCK FUND	0	381.764	381.764
**D	THRIVENT LOW VOLATILITY EQUITY FUND	0	19.480	19.480
**D	THRIVENT LOW VOLATILITY EQUITY PORTFOLIO	0	897.258	897.258
**D	THRIVENT LOW VOLATILITY EQUITY PORTFOLIO	0	71.785	71.785
**D	THRIVENT CORE INTERNATIONAL EQUITY FUND	0	55.182	55.182
**D	THRIVENT DIVERSIFIED INCOME PLUS FUND	0	13.576	13.576
**D	THRIVENT DIVERSIFIED INCOME PLUS PORTFOLIO	0	6.441	6.441
**D	THRIVENT INTERNATIONAL INDEX PORTFOLIO	0	2.088.326	2.088.326
**D	RUSSELL INVESTMENTS YIELD OPPORTUNITIES POOL	0	164.035	164.035
**D	RUSSELL INVESTMENTS GLOBAL INFRASTRUCTURE POOL	0	11.544	11.544
**D	RUSSELL INVESTMENTS OVERSEAS EQUITY POOL	0	87.651	87.651
**D	RUSSELL INVESTMENTS MULTI-FACTOR INTERNATIONAL EQUITY	0	1.269.067	1.269.067
**D	RUSSELL INVESTMENTS OVERSEAS EQUITY FUND	0	327.158	327.158
**D	HONG KONG SPECIAL ADMINISTRATIVE REGION GOVERNMENT-	0		
**D	GOV OF EM THE SULTAN AND YANG DI-FERTUAN OF BRUNEI DARUSSALAM	0		

Handwritten signature

867

LISTA ESITO DELLE VOTAZIONE

Oggetto: Nomina dei componenti il Consiglio di Amministrazione

FAVOREVOLI alla LISTA 2

Badge	Ragione Sociale	Proprio	Delega	Totale
**D	ROME AFFAIRS UNIFORMED SERVICES (INVEST FUND)	0	75.070	75.070
**D	FOLKSGAM OMSESIDIG LIVFORSKRING	0	866.837	866.837
**D	BANK OF KOREA	0	345.984	345.984
**D	KPA LIVFORSKRING AB (PUBL)	0	31.426	31.426
**D	KPA PENSIONSFORSKRING AB (PUBL)	0	1.563.694	1.563.694
**D	KONSUMTILKOOPERATIONENS PENSIONSTIFTELSE	0	150.629	150.629
**D	BIMCOR GLOBAL EQUITY POOLED FUND	0	141.092	141.092
**D	ALBERTA INVESTMENT MANAGEMENT CORPORATION	0	2.423.308	2.423.308
**D	GOVERNMENT OF THE REPUBLIC OF SINGAPORE	0	65.003	65.003
**D	SCOTIA PRIVATE INTERNATIONAL EQUITY POOL	0	674.481	674.481
**D	DESJARDINS DEVEL EX-USA EX-CANADA MULTIF - CONTROLLED VOL ETF	0	61.013	61.013
**D	BANK OF KOREA	0	2.066	2.066
**D	BANK SINGAPAC AMCO CATHAY GLOBAL INFRASTRUCTURE FUND	0	168.800	168.800
**D	STATE STREET IRELAND UNIT TRUST	0	846.268	846.268
**D	SSGA SPDR ETFs EUROPE I PUBLIC LIMITED COMPANY	0	824.879	824.879
**D	SSGA SPDR ETFs EUROPE II PUBLIC LIMITED COMPANY	0	3.513.425	3.513.425
**D	SIR DAVID TRENCH FUND FOR RECREATION	0	24.197	24.197
**D	SUNSUPER SUPERANNUATION FUND	0	492.201	492.201
**D	CALIFORNIA PUBLIC EMPLOYEES RETIREMENT SYSTEM	0	10.749.659	10.749.659
**D	DELTA SHARES S+P INTERNATIONAL MANAGED RISK ETF	0	18.663	18.663
**D	TEACHER RETIREMENT SYSTEM OF TEXAS	0	10.847.822	10.847.822
**D	DWS INVESTMENT GMBH FOR DEAM-FONDS PG EQ	0	194.727	194.727
**D	AXA INV MAN SCHWEIZ AG OBO AXA (CH) STRAT FD - GLOBAL EQ CHF	0	16.927	16.927
**D	AXA SWISS INSTITUTIONAL FUND - EQUITIES GLOBAL EX	0	19.299	19.299
**D	DWS INVESTMENT GMBH FOR DEAM-FONDS MASP	0	35.000	35.000
**D	DWS INVESTMENT GMBH FOR DEAM-FONDS PFDB	0	35.167	35.167
**D	PIMBRIDGE GLOBAL FUNDS	0	82.661	82.661
**D	MEITZLER ASSET MANAGEMENT GMBH FOR MI-FONDS 415	0	595.120	595.120
**D	ALLIANZ GLOBAL INVESTORS GMBH FOR ALLIANZGI-FONDS HPT	0	17.346	17.346
**D	DWS INVESTMENT GMBH FOR DEAM-FONDS GSK 1	0	102.946	102.946
**D	UNITED GLOBAL DIVIDEND EQUITY FUND	0	794	794
**D	HONG KONG HOUSING SOCIETY	0	88.197	88.197
**D	UBS (IRL) ETF PLC	0	49.518	49.518
**D	SO CA UFCW UNIONS AND FOOD EMPLOYERS JOINT PENSION TRUST	0	273.996	273.996
**D	UNITED FOOD AND COMM WORKERS INT UNION-INDUSTRY	0	404.521	404.521
**D	ALLIANZ GLOBAL INVESTORS GMBH FOR ALLIANZGI-FONDS VDE	0	399.000	399.000
**D	VANGUARD FTSE DEVELOPED EUROPE INDEX ETF	0	137.069	137.069
**D	HEB SAVINGS & RETIREMENT PLAN TRUST	0	25.972	25.972
**D	THE WELLINGTON TR CO NAT ASS MULT COLLECT INV F	0	12.019	12.019
**D	THE WELLINGTON TR CO NAT ASS MULT C TR F TR, OPFORT EQ PTF	0	613.084	613.084
**D	THE WELLINGTON TR CO NAT ASS MULT COMM, ENDURING ASSETS PTF	0	26.445	26.445
**D	THE WELLINGTON TR CO NAT ASS MULT COM TR F TR DAILY END ASS PTF	0	1.038.917	1.038.917
**D	WELLINGTON TR CO NAT ASS MULT COM TR F TR DAILY END ASS PTF	0	673.656	673.656

868

LISTA ESITO DELLE VOTAZIONE

Oggetto: Nomina dei componenti il Consiglio di Amministrazione

FAVOREVOLI alla LISTA 2

Badge	Ragione Sociale	Proprio	Delega	Totale
**D	WELLINGTON TR CO NAT ASS MULT COMM TR FD TR GLB MAN RISK PORT	0	120.424	120.424
**D	THE WELLINGTON TR CO NAT ASS MULT COLLECTIVE INV F TRUST	0	104.902	104.902
**D	WISDOMTREE ISSUER PUBLIC LIMITED COMPANY	0	127.642	127.642
**D	WSIB INVESTMENTS (PUBLIC EQUITIES) POOLED FUND TRUST	0	1.717.559	1.717.559
**D	DIVERSIFIED MARKETS (2010) POOLED FUND TRUST	0	15.025	15.025
**D	WASHINGTON STATE INVESTMENT BOARD	0	5.468.447	5.468.447
**D	WISDOMTREE DYNAMIC CURRENCY HEDGED INTRNL EQUITY FUND	0	165.300	165.300
**D	WISDOMTREE INTERNATIONAL HIGH DIVIDEND FUND	0	350.983	350.983
**D	WISDOMTREE INTERNATIONAL EQUITY FUND	0	542.893	542.893
**D	WISDOMTREE GLOBAL HIGH DIVIDEND FUND	0	36.316	36.316
**D	WISDOMTREE INTERNATIONAL DIVIDEND EX-	0	232.392	232.392
**D	WISDOMTREE INTERNATIONAL LARGCAP DIVIDEND	0	477.602	477.602
**D	WISDOMTREE INTERNATIONAL LARGE CAP DIVIDEND	0	5.266.045	5.266.045
**D	NEW YORK STATE TEACHERS RETIREMENT SYSTEM	0	2.684.235	2.684.235
**D	NEW YORK STATE TEACHERS RETIREMENT SYSTEM	0	20.007	20.007
**D	PENSIONFONDS METRAAL OPF	0	523.956	523.956
**D	BMO GLOBAL GROWTH + INCOME FUND	0	563.220	563.220
**D	BMO INTERNATIONAL EQUITY FUND	0	249.809	249.809
**D	PRUDENTIAL BANK AND TRUST FSB	0	227.600	227.600
**D	PRUDENTIAL RETIREMENT INSURANCE AND ANNUITY COMPANY	0	248.616	248.616
**D	PRUDENTIAL RETIREMENT INSURANCE AND ANNUITY COMPANY	0	48.476	48.476
**D	VALLSBERG FUND LLC	0	32.540	32.540
**D	VALLSBERG FUND LLC	0	1.330.209	1.330.209
**D	WELLINGTON MANAGEMENT FUNDS (IRELAND) PLC	0	323.619	323.619
**D	MANULIFE ASSET MANAGEMENT INTERNATIONAL EQUITY	0	104.448	104.448
**D	INVESCO GLOBAL LOW VOLATILITY EQUITY YIELD FUND	0	739.292	739.292
**D	ZURICH INVEST ICAY	0	35.577.363	35.577.363
**D	SS BK AND TRUST COMPANY INV FUNDS FOR TAXEXEMPT	0	30.931	30.931
**D	SSGA ACWI INTEGR ALPHA SELECT NON-LENDING QP COMMON	0	70.678	70.678
**D	SSGA FTSE RAFI DEVELOPED 1000 INDEX NON-LENDING COMMON	0	37.993	37.993
**D	SS FTSE DEV COMPREHENSIVE FACTOR IND NON-	0	1.569.393	1.569.393
**D	STATE STREET SP GLO INERA INDEX NON-LENDING COMMON	0	18.859	18.859
**D	STATE STREET RAFI DEVELOP EX-US INDEX NON-LENDING COMMON	0	27.144	27.144
**D	STATE STREET ALL-WRLD TOTL MKT CORE FTRS NON-LENDING COM TR	0	130.632	130.632
**D	SSGA ALL COUNTRY W EX-US INTEGR ALPHA SEL NON-LEND COM TR F	0	805.242	805.242
**D	SSGA MSCI EUROPE SCREENED INDEX NON-LENDING COMMON	0	151.534	151.534
**D	MSCI EAFE PROV SCREENED INDEX NON - LENDING COMMON TR	0	23.292	23.292
**D	STATE STREET TOTAL RETURN V.I.S. FUND	0	195.283	195.283
**D	THE AB PORTFOLIOS - AB ALL MARKET TOTAL RETURN PORTFOLIO	0	36.979	36.979
**D	THE AB PORTFOLIOS - AB CONSERVATIVE WEALTH STRATEGY	0	105.100	105.100
**D	DB VERMOEGENSFONDSMANDAT	0	4.245.289	4.245.289
**D	STATE STREET GLOBAL ADVISORS LUXEMBOURG SICAV	0	7.863	7.863
**D	COHEN AND STEERS SICAV (LUXEMBOURG)	0	29.539.205	29.539.205
**D	DB X-TRACKERS	0		

GA

PLP

LISTA ESITO DELLE VOTAZIONE

Oggetto: Nomina dei componenti il Consiglio di Amministrazione

FAVOREVOLI alla LISTA 2

Badge	Ragione Sociale	Proprio	Delega	Totale
**D	DEUTSCHE AM MULTI ASSET PIR FUND	0	1.251.173	1.251.173
**D	DEUTSCHE INVEST II	0	1.316.057	1.316.057
**D	DWS INVEST	0	136.663	136.663
**D	DWS FIXED MATURITÄY	0	521.448	521.448
**D	DWS INVESTMENT S.A. FOR ZURICH GLOBAL EQUITY	0	18.904	18.904
**D	DWS INVESTMENT S.A. FOR DWS CONCEPT DJE RESPONSIBLE INVEST	0	98.000	98.000
**D	DWS INVESTMENT S.A. FOR DWS FLEXIBEL (80./ . TEILGESCH)	0	15.171	15.171
**D	DEUTSCHE ASSET MNGM S.A. FOR DWS VERMOEGENSMANDAT-	0	15.621	15.621
**D	DWS INVESTMENT S.A. FOR DWS VERMOEGENSMANDAT-	0	784.838	784.838
**D	DWS INVESTMENT S.A. FOR DWS VERMOEGENSMANDAT-	0	1.102.202	1.102.202
**D	DWS INVESTMENT S.A. FOR DWS MULTI ASSET INCOME KONTROLLIERT	0	153.039	153.039
**D	DWS INVESTMENT S.A. FOR DWS MULTI ASSET INCOME KONTROLLIERT	0	1.255.327	1.255.327
**D	DWS INVESTMENT S.A. FOR ARERO - DER WELTFONDS	0	3.418.228	3.418.228
**D	UBS ETF	0	474.793	474.793
**D	UBS ETF	0	244.072	244.072
**D	UBS ETF	0	239.435	239.435
**D	UBS ETF	0	6.713	6.713
**D	UBS ETF	0	162.097	162.097
**D	UBS ETF	0	102.504	102.504
**D	UBS ETF	0	45.407	45.407
**D	UBS ETF	0	347.039	347.039
**D	UBS ETF	0	336.846	336.846
**D	UBS ETF	0	608.500	608.500
**D	UBS ETF	0	326.034	326.034
**D	UBS ETF	0	184.871	184.871
**D	ABERDEEN SELECT INTERNATIONAL EQUITY FUND	0	2.168.260	2.168.260
**D	RUSSELL INVESTMENT COMPANY II PLC	0	20.847	20.847
**D	STATE STREET INTERNATIONAL STOCK SELECTION FUND	0	1.507.975	1.507.975
**D	SANFORD C. BERNSTEIN FUND, INC. - INTERNATIONAL	0	108.022	108.022
**D	GLOBAL INTREPID - CANADA FUND	0	11.939.566	11.939.566
**D	IEM 401K PLUS PLAN	0	7.031.719	7.031.719
**D	GENERAL CONFERENCE CORPORATION OF SEVENTH DAY	0	3.765.318	3.765.318
**D	COLLEGE RETIREMENT EQUITIES FUND	0	7.999.819	7.999.819
**D	COLLEGE RETIREMENT EQUITIES FUND	0	81.288	81.288
**D	TIIA-CREF INTERNATIONAL EQUITY FUND	0	113.109	113.109
**D	TIIA-CREF INTERNATIONAL EQUITY INDEX FUND	0	938.936	938.936
**D	TIIA - CREF LIFE FUNDS -INTERNATIONAL EQUITY FUND	0	1.103.926	1.103.926
**D	CONAGRA FOODS MASTER PENSION TRUST	0	289.699	289.699
**D	PACE INTERNATIONAL EQUITY INVESTMENTS	0	153.552	153.552
**D	RUSSELL INVESTMENT COMPANY - RUSSELL INTERN DEVELOPED MKT	0	62.900	62.900
**D	MERCY HEALTH	0	578.188	578.188
**D	BOSTON RETIREMENT SYSTEM	0	5.256.054	5.256.054
**D	FONDATION LUCIE ET ANDRE CHAGNON	0	198.232	198.232
**D	BRIGHTHOUSE FUNDS TRUST II - METLIFE MSCI EAFE INDEX PTF	0		
**D	STATE OF MINNESOTA	0		
**D	RUSSELL INVESTMENT FUNDS INTERNATIONAL DEVELOPED MARKETS	0		

850

LISTA ESITO DELLE VOTAZIONE

Oggetto: Nomina dei componenti il Consiglio di Amministrazione

FAVOREVOLI alla LISTA 2

Badge	Ragione Sociale	Proprio	Delega	Totale
**D	ALAMEDA COUNTY EMPLOYEES' RETIREMENT ASSOCIATION	0	2.303.290	2.303.290
**D	TRANSAMERICA INTERNATIONAL GROWTH	0	4.614.700	4.614.700
**D	MERCER NON-US CORE EQUITY FUND	0	1.191.688	1.191.688
**D	MERCER NON-US CORE EQUITY FUND	0	1.238.100	1.238.100
**D	JOHN HANCOCK LIFE AND HEALTH INSURANCE COMPANY	0	435.033	435.033
**D	TRANSAMERICA GREYSTONE INTERNATIONAL	0	1.899.400	1.899.400
**D	SPDR MSCI ACWI EX-US ETF	0	485.660	485.660
**D	SPDR S&P GLOBAL INFRASTRUCTURE ETF	0	1.376.623	1.376.623
**D	SPDR S&P GLOBAL DEVELOPED WORLD EX-US ETF	0	1.996.960	1.996.960
**D	SPDR PORTFOLIO DEVELOPED WORLD EX-US ETF	0	1.265.604	1.265.604
**D	ORANGE COUNTY EMPLOYEES RETIREMENT SYSTEM	0	33.642	33.642
**D	MORGAN STANLEY INSTITUTIONAL FD TR - GLOBAL STRATEGIST PTF	0	4.573	4.573
**D	MORGAN STANLEY VAR INS FUND, INC. GLOBAL STRATEGIST PORTFOLIO	0	120.941	120.941
**D	STATE OF MONTANA BOARD OF INVESTMENTS	0	116.049	116.049
**D	WELLINGTON DIVERSIFIED INFLATION HEDGES FUND	0	145.652	145.652
**D	MERCY HEALTH RETIREMENT TRUST	0	18.774	18.774
**D	TRUTH INITIATIVE FOUNDATION	0	349.600	349.600
**D	MAJOR LEAGUE BASEBALL PLAYERS PENSION PLAN	0	140.061	140.061
**D	SPDR STOXX EUROPE 50 ETF	0	4.902.284	4.902.284
**D	SPDR DJ EURO STOXX 50 ETF	0	160.757	160.757
**D	INTERNATIONAL ALPHA SELECT COMMON TRUST FUND	0	7.779.930	7.779.930
**D	COMMON TRUST ITALY FUND	0	100.130	100.130
**D	WORLD INDEX OLUS SECURITIES LENDING COMMON TRUST FUND	0	241.126	241.126
**D	NATWEST TR AND DEP SERV LTD AS TRUSTEE O LF PRUD EURO QIS FD	0	25.700	25.700
**D	SPDR S+P WORLD EX AUSTRALIA FUND	0	121.450	121.450
**D	AB GLOBAL RESEARCH INSIGHTS FUND	0	152.563	152.563
**D	ARGO GLOBAL LISTED INFRASTRUCTURE LIMITED	0	88.919	88.919
**D	RUSSELL INVESTMENTS LOW CARBON GLOBAL SHARES FUND	0	37.677	37.677
**D	EMERGENCY SERVICES SUPERANNUATION SCHEME	0	360.681	360.681
**D	FIRST STATE SUPERANNUATION SCHEME	0	1.078.242	1.078.242
**D	FIRST STATE SUPERANNUATION SCHEME	0	176.844	176.844
**D	RUSSELL INVESTMENTS TAX EFFECTIVE GLOBAL SHARES FUND	0	300.134	300.134
**D	RUSSELL INVESTMENTS GLOBAL LISTED INFRASTRUCTURE FUND -	0	84.257	84.257
**D	PINNACLE BNY MELLON GLOBAL INFRASTRUCTURE YIELD	0	200.832	200.832
**D	STATE STREET GLOBAL EQUITY FUND	0	13.647	13.647
**D	STATE STREET LOW CARBON ESG INTERNATIONAL	0	12.000	12.000
**D	STATE STREET LOW CARBON EQUITY FUND	0	924.886	924.886
**D	AXA IM SUSTAINABLE EQUITY FUND	0	846.108	846.108
**D	RETAIL EMPLOYEES SUPERANNUATION TRUST	0	11.420	11.420
**D	REST AB TRUST	0	11.420	11.420
**D	INTERNATIONAL EQUITIES SECTOR TRUST	0	2.691.331	2.691.331
**D	SUNSUPER SUPERANNUATION FUND	0	25.114	25.114
**D	UBS IQ MSCI WORLD EX AUSTRALIA ETHICAL ETF	0	5.221	5.221
**D	UBS IQ MSCI EUROPE ETHICAL ETF	0	7.764	7.764
**D	VPMC INTERNATIONAL EQUITY TRUST 1	0		

LISTA ESITO DELLE VOTAZIONE

Oggetto: Nomina dei componenti il Consiglio di Amministrazione

FAVOREVOLI alla LISTA 2

Badge	Ragione Sociale	Proprio	Delega	Totale
**D	VEMC INTERNATIONAL EQUITY TRUST 2	0	16.522	16.522
**D	STATE STREET GLOBAL INDEX PLUS TRUST	0	124.414	124.414
**D	RUSSELL INVESTMENTS INTERNATIONAL SHARES FUND	0	46.644	46.644
**D	STATE STREET INTERNATIONAL EQUITIES INDEX TRUST	0	257.258	257.258
**D	BLACKROCK AM SCHWEIZ AG OSO BIPS WORLD EX SWITZ EQ	0	178.641	178.641
**D	PEOPLE'S BANK OF CHINA	0	5.740.065	5.740.065
**D	FLOURISH INVESTMENT CORPORATION	0	2.076.420	2.076.420
**D	PEOPLE'S BANK OF CHINA	0	2.991.158	2.991.158
**D	THE TRUSTEES OF BP PENSION FUND	0	1.311.144	1.311.144
**D	NEW AIRWAYS PENSION SCHEME	0	2.714.875	2.714.875
**D	IFML VITALITY FUNDS - IFML VITALITY MULTI-ASSET INCOME FUND	0	7.145	7.145
**D	FIRSTSTRAND BANK LIMITED ATF THE INVESTEC WORLDWIDE	0	14.237	14.237
**D	THE TRUSTEES OF CONOCOPHILLIPS PENSION PLAN	0	130.547	130.547
**D	FAMILY INVESTMENTS CHILD TRUST FUND	0	229.557	229.557
**D	FAMILY INVESTMENTS GLOBAL ICVC FAMILY BALANCED INT FUND	0	148.141	148.141
**D	NOTTINGHAMSHIRE COUNTY COUNCIL PENSION FUND	0	455.757	455.757
**D	HSBC AS TRUSTEE FOR SSGA EUROPE EX UK EQUITY TRACKER FUND	0	7.272.268	7.272.268
**D	NATWEST TRU+DEP SERV LTD AT OF ST JAMES'S PL ALT ASS UN TR	0	1.196.419	1.196.419
**D	NATWEST TRU+DEP SERV LTD ATO ST. JAMES'S PL GR EURO PROG UT TR	0	2.408.024	2.408.024
**D	NATWEST TRU+DEP SERV LTD ATO ST. JAMES'S PL BAL MANAGED UN TR	0	5.948.632	5.948.632
**D	NATWEST TRU+DEP SERV LTD ATO ST. JAMES'S PL CONT EURO UN TR	0	1.239.290	1.239.290
**D	NATWEST TRU+DEP SERV LTD ATO ST. JAMES'S PL GL EQ UN TR	0	13.431.446	13.431.446
**D	THE TRUSTEES OF THE GE UK PENSION COMMON INVESTMENT	0	364.073	364.073
**D	NATWEST TRU+DEP SERV LTD ATO ST. JAMES'S PL MULTI ASS UN TR	0	313.447	313.447
**D	MANAGED PENSION FUNDS LIMITED	0	5.323.114	5.323.114
**D	THE TRUSTEES OF STAGECOACH GROUP PENSION SCHEME	0	220.095	220.095
**D	THE TRUSTEES OF STAGECOACH GROUP PENSION SCHEME	0	380.200	380.200
**D	OLD MUTUAL INVESTMENT GROUP (PTY) LTD	0	11.718	11.718
**D	OLD MUTUAL LIFE ASSURANCE COMPANY (SOUTH AFRICA) LIMITED	0	78.814	78.814
**D	ALLIANZ INT INV FDS - ALLIANZ BEST STYLES GLOBAL AC EQUITY	0	70.458	70.458
**D	ALLIANZ UK+EUROPEAN INV FDS-ALLIANZ EUROPEAN EQUITY	0	125.294	125.294
**D	ALLIANZ UK + EUROPEAN INV FUNDS-ALLIANZ UK EQUITY	0	90.000	90.000
**D	AVIVA LIFE PENSIONS UK LIMITED	0	48.143	48.143
**D	ALGEMEEN PENSIOENFONDS VAN CURAÇAO	0	175.766	175.766
**D	ES ALLIANCE BERNSTEIN UK OEIC ALL BERN EUR (EX UK) EQ ES F	0	902.312	902.312
**D	ES ALLIANCEBERNSTEIN UK OEIC - ES AB LOW VOLATILITY GLB EQ F	0	5.200	5.200
**D	THE TRUSTEES OF GOLDMAN SACHS UK RETIREMENT PLAN	0	18.087	18.087
**D	M+G INVESTMENT FUNDS (1) - M+G EUROPEAN INDEX	0	117.417	117.417
**D	M+G INVESTMENT FUNDS (1) - M+G GLOBAL THEMES FUND	0	3.656.333	3.656.333
**D	M+G INVESTMENT FUNDS (1.0) M+G GLOBAL LISTED	0	1.785.803	1.785.803
**D	M+G INVESTMENT FUNDS (4) - M+G SUSTAINABLE MULTI	0	11.705	11.705
**D	STICHTING PHILIPS PENSIOENFONDS	0	1.300.416	1.300.416
**D	VANGUARD INVESTMENTS FUNDS ICVC - VANGUARD	0	20.190	20.190

258

LISTA ESITO DELLE VOTAZIONE

Oggetto: Nomina dei componenti il Consiglio di Amministrazione

FAVOREVOLI alla LISTA 2

Badge	Ragione Sociale	Proprio	Delega	Totale
**D	VANGUARD INV FDS ICVC-VANG FTSE DEV WOR LD EX - UK EQT IND	0	1.793.118	1.793.118
**D	VANGUARD INV F ICVC-VANGUARD FTSE DEV EUROPE EX-UK EQ INDEX	0	3.275.421	3.275.421
**D	VANGUARD INV FUNDS ICVC-VANGUARD FTSE GLOB ALL CAP IND FUND	0	74.370	74.370
**D	SCOTTISH WID INV SOLS F ICVC - FDMNTL LOW VOL IND GLO EQT F	0	244.003	244.003
**D	PUBLIC AUTHORITY FOR SOCIAL INSURANCE	0	67.830	67.830
**D	SCOTTISH WIDOWS INV SOL F ICVC- FUNDAMENTAL INDEX	0	962.455	962.455
**D	INVESTEC FUNDS SERIES I- DIVERSIFIED INCOME FUND	0	1.451.348	1.451.348
**D	ARAB BANK FOR ECONOMIC DEVELOPMENT IN	0	72.022	72.022
**D	SCOTTISH WIDOWS INV SOLUTIONS F ICVC- EUROPEAN (EX UK) EQ FD	0	1.630.061	1.630.061
**D	PACE INTERNATIONAL EQUITY INVESTMENTS	0	365.995	365.995
**D	MAINSTAY INTERNATIONAL OPPORTUNITIES FUND	0	74.796	74.796
**D	GMO BENCHMARK-FREE FUND	0	1.785.038	1.785.038
**D	GMO STRATEGIC OPPORTUNITIES ALLOCATION FUND	0	5.648	5.648
**D	GMO IMPLEMENTATION FUND	0	4.911.176	4.911.176
**D	PINEBRIDGE GLOBAL DYNAMIC ASSET ALLOCATION FUND LLC	0	1.232	1.232
**D	MEDOLANUM GESTIONE FONDI SGR - FLESSIBILE FUTURO ITALIA	0	14.000.000	14.000.000
**D	MEDOLANUM GESTIONE FONDI SGR - FLESSIBILE SVILUPPO ITALIA	0	2.000.000	2.000.000
**D	FIDEURAM INVESTIMENTI SGR - FIDEURAM ITALIA	0	260.000	260.000
**D	FIDEURAM INVESTIMENTI SGR - PIANO AZIONI ITALIA	0	5.830.000	5.830.000
**D	FIDEURAM INVESTIMENTI SGR - PIANO BILANCIATO ITALIA 50	0	1.332.000	1.332.000
**D	FIDEURAM INVESTIMENTI SGR - PIANO BILANCIATO ITALIA 30	0	126.000	126.000
**D	EPSILON SGR - EPSILON MULTIASSET VALORE GLOBALE LUGLIO 2022	0	51.949	51.949
**D	EPSILON SGR - EPSILON MULTIASSET VALORE GLOBALE MARZO 2022	0	35.584	35.584
**D	EPSILON SGR - EPSILON MULTIASSET VALORE GLOBALE SETE 2021	0	70.451	70.451
**D	EPSILON SGR - EPSILON FLESSIBILE AZIONI EURO SETTEMBRE 2020	0	80.913	80.913
**D	EPSILON SGR - EPSILON QVALUE	0	18.946	18.946
**D	EPSILON SGR - EPSILON MULTIASSET 3 ANNI LUGLIO 2020	0	614	614
**D	EPSILON SGR - EPSILON FLESSIBILE AZIONI EURO GIUGNO 2021	0	5.400	5.400
**D	EPSILON SGR - EPSILON MULTIASSET VALORE GLOBALE GIUGNO 2021	0	162.460	162.460
**D	EPSILON SGR - EPSILON MULTIASSET VALORE GLOBALE DIC 2021	0	64.081	64.081
**D	EPSILON SGR - EPSILON DLONGRUN	0	1.418	1.418
**D	EPSILON SGR - EPSILON FLESSIBILE AZIONI EURO NOVEMBRE 2020	0	58.287	58.287
**D	EPSILON SGR - EPSILON FLESSIBILE AZIONI EURO APRILE 2021	0	8.157	8.157
**D	EPSILON SGR - EPSILON MULTIASSET VALORE GLOBALE MAGGIO 2022	0	64.823	64.823
**D	EPSILON SGR - EPSILON MULTIASSET 3 ANNI MAGGIO 2020	0	1.221	1.221
**D	EPSILON SGR - EPSILON EQUITY	0	12.780	12.780
**D	EPSILON SGR - EPSILON ALLOCAZIONE TATTICA GIUGNO 2020	0	16.407	16.407
**D	EPSILON SGR - EPSILON FLESSIBILE AZIONI EURO FEBBRAIO 2021	0	19.193	19.193
**D	EPSILON SGR - EPSILON QRETURN	0	105.048	105.048
**D	EURIZON CAPITAL SGR - EURIZON PIR ITALIA 30	0	8.342	8.342
**D	EURIZON CAPITAL SGR - EURIZON TOP SELEC CRESCITA DIC 2023	0	2.230	2.230
**D	EURIZON CAPITAL SGR - EURIZON TOP SELEC EQUILIBRIO GIU 2024	0	3.761	3.761
**D	EURIZON CAPITAL SGR - EURIZON TOP SELEC EQUILIBRIO DIC 2024	0	2.874	2.874

LISTA ESITO DELLE VOTAZIONE

OGGETTO: Nomina dei componenti il Consiglio di Amministrazione

FAVOREVOLI alla LISTA 2

Badge	Ragione Sociale	Proprio	Delega	Totale
**D	EURIZON CAPITAL SGR - EURIZON TOP SELEC CRESCITA DIC 2024	0	7.602	7.602
**D	EURIZON CAPITAL SGR - EURIZON PROGETTO ITALIA 70	0	2.558.931	2.558.931
**D	EURIZON CAPITAL SGR - EURIZON PIR ITALIA AZIONI	0	340.436	340.436
**D	EURIZON CAPITAL SGR - EURIZON AZIONI ITALIA	0	2.841.162	2.841.162
**D	EURIZON CAPITAL SGR - EURIZON RENDITA	0	64.259	64.259
**D	EURIZON CAPITAL SGR - EURIZON MULTIASET TREND DICEMBRE 2022	0	6.949	6.949
**D	EURIZON CAPITAL SGR - EURIZON TOP SELEC EQUILIBRIO MAG 2024	0	2.320	2.320
**D	EURIZON CAPITAL SGR - EURIZON TOP SELEC CRESCITA MAR 2025	0	5.194	5.194
**D	EURIZON CAPITAL SGR - EURIZON TOP SELEC CRESCITA SET 22	0	20.300	20.300
**D	EURIZON CAPITAL SGR - EURIZON GLOBAL MULTIASET SELEC SET 22	0	2.703	2.703
**D	EURIZON CAPITAL SGR - EURIZON TOP SELEC EQUILIBRIO MAR 2024	0	3.799	3.799
**D	EURIZON CAPITAL SGR - EURIZON TOP SELEC CRESCITA MAR 2024	0	5.336	5.336
**D	EURIZON CAPITAL SGR - EURIZON TOP SELEC CRESCITA GIU 2024	0	7.102	7.102
**D	EURIZON CAPITAL SGR - EURIZON TOP SELEC CRESCITA SET 2024	0	4.597	4.597
**D	EURIZON CAPITAL SGR - EURIZON TOP SELEC EQUILIBRIO SET 2024	0	3.171	3.171
**D	EURIZON CAPITAL SGR - EURIZON PROGETTO ITALIA 40	0	2.635.723	2.635.723
**D	EURIZON CAPITAL SGR - EURIZON AZIONI INTERNAZIONALI	0	507.729	507.729
**D	EURIZON CAPITAL SGR - EURIZON AZIONI AREA EURO	0	208.178	208.178
**D	EURIZON CAPITAL SGR - EURIZON TOP SELEC CRESCITA SET 2024	0	429.170	429.170
**D	EURIZON CAPITAL SGR - EURIZON AZIONI INTERNAZIONALI	0	8.164	8.164
**D	EURIZON CAPITAL SGR - EURIZON TOP SELEC CRESCITA SET 2024	0	1.518	1.518
**D	EURIZON CAPITAL SGR - EURIZON TOP SELEC CRESCITA MAG 2025	0	1.000	1.000
**D	EURIZON CAPITAL SGR - EURIZON TOP SELEC CRESCITA MAG 2025	0	538.537	538.537
**D	EURIZON CAPITAL SGR - EURIZON TOP SELEC EQUILIBRIO MAG 2025	0	182.341	182.341
**D	EIS - EURO EQUITY INSURANCE CAPITAL LIGHT	0	199.047	199.047
**D	EIS FB EQUITY EUR	0	21.276	21.276
**D	EUF - EQUITY EURO LTE	0	120.355	120.355
**D	ISE - VALORE CEDOLA GLOBALE - 04/2015	0	971	971
**D	ISE - MULTIASET CEDOLA GLOBALE - 12/2015	0	8.427	8.427
**D	EPF - ABSOLUTE Q-MULTISTRATEGY	0	53.506	53.506
**D	EIS - MULTIASET RISK OVERLAY MODERATO	0	172.125	172.125
**D	EIS - MULTIASET RISK OVERLAY	0	12.373	12.373
**D	EUF - EQUITY ITALY SMART VOLATILITY	0	1.670	1.670
**D	ISE - VALORE CEDOLA GLOBALE - 09/2015	0	1.187.843	1.187.843
**D	ISE - MULTIASET ABSOLUTE 3 ANNI - 04/2016	0	46.693	46.693
**D	EUF - TOP EUROPEAN RESEARCH	0	750.000	750.000
**D	EPE - ENHANCED CONSTANT RISK CONTRIBUTION	0	65.363	65.363
**D	EUF - ACTIVE ALLOCATION	0	1.705	1.705
**D	ISE - GLOBAL INCOME MULTITRENDER - 09/2015	0	467.031	467.031
**D	ISE - MULTIASET ABSOLUTE 3 ANNI - 07/2016	0	965.394	965.394
**D	EUF - EQUITY EUROPE LTE	0	12.539	12.539
**D	EPF - Q-FLEXIBLE	0	170.390	170.390
**D	ISE - VALORE CEDOLA GLOBALE - 07/2015	0	835.090	835.090
**D	ISE - MULTIASET CEDOLA GLOBALE - 02/2016	0		
**D	EUF - ITALIAN EQUITY OPPORTUNITIES	0		

LISTA ESITO DELLE VOTAZIONE
 Oggetto: Nomina dei componenti il Consiglio di Amministrazione

FAVOREVOLI alla LISTA 2

Badge	Ragione Sociale	Proprio	Delega	Totale
**D	EPF - EURO O-EQUITY	0	507.123	507.123
**D	ISE - GLOBAL DYNAMIC MULTITRENDER - 06/2015	0	18.083	18.083
**D	ISE - DYNAMIC INCOME MULTITRENDER - 01/2016	0	16.530	16.530
**D	EUF - EQUITY INNOVATION	0	309.788	309.788
**D	STG PFDS CORP EXPRESS MANDAT ALLIANCE CAPITA	0	43.957	43.957
**D	STICHTING PENSIOENFONDS PGB UBS- MSCI EUROPE EQUITY PASSIVE	0	3.825.309	3.825.309
**D	STICHTING PENSIOENFONDS PGB UBS- GLOBAL EQUAL WEIGHTED EQUITY	0	190.443	190.443
**D	STICHTING TELEGRAAF PENSIOENFONDS 1959	0	131.545	131.545
**D	STG PFDS ACHMEA MANDAT BLACKROCK	0	408.587	408.587
**D	STICHTING PENSIOENFONDS PGB	0	629.159	629.159
**D	ST BEW S.A. BEL POOLS GLOB.EQ. FACTOR FUND	0	349.494	349.494
**D	STICHTING J.E. ASR ES G INDEXPLUS INST. FONDSSEN INZAKE EUROPA	0	1.115.397	1.115.397
**D	ALLIANZ AZIONI EUROPA	0	542.108	542.108
**D	ALLIANZ AZIONI ITALIA	0	3.000.000	3.000.000
**D	ALLIANZ GLOBAL STRATEGY 15	0	11.683	11.683
**D	ALLIANZ GLOBAL STRATEGY 30	0	19.579	19.579
**D	ALLIANZ GLOBAL STRATEGY 70	0	197.567	197.567
**D	ALLIANZ ITALIA 50 SPECIAL	0	125.000	125.000
**D	AGE EUROPEAN EQUITY FUND	0	160.416	160.416
**D	AGE GLOBAL REAL ASSETS FUND	0	148.399	148.399
**D	AGE ALL WORLD TAX ADVANTAGE GROUP LIMITED	0	188.154	188.154
**D	AGE ALL WORLD TAX ADVANTAGE GROUP LIMITED	0	213.111	213.111
**D	AON HERWITT GLOBAL EQUITY FUND	0	280.273	280.273
**D	GLOBAL MANAGED VOLATILITY FUND	0	494.027	494.027
**D	PENSION PLAN FOR EMPLOYEES OF THE BUSINESS DEVEL.BANK OF CANADA	0	23.500	23.500
**D	SUPPLEMENTAL RETIREMENT PLAN OF THE BUSINESS DEVELOPMENT BANK OF	0	17.400	17.400
**D	THE CANADA LIFE ASSURANCE COMPANY	0	169.810	169.810
**D	COLLEGES OF APPLIED ARTS AND TECHNOLOGY PENSION P	0	1	1
**D	COLLEGES OF APPLIED ARTS AND TECHNOLOGY PENSION P	0	220.848	220.848
**D	CO-OPERATIVE SUPERANNUATION SOCIETY PENSION PLAN	0	1	1
**D	CANADIAN CHRISTIAN SCHOOL PENSION TRUST FUND	0	8.126	8.126
**D	CARLETON UNIVERSITY RETIREMENT PLAN	0	197.170	197.170
**D	ONTARIO POWER GENERATION INC	0	909.926	909.926
**D	THE ROYAL INST FOR THE ADVANCEMENT OF LEARNING MCGILL UNIVERSITY	0	52.195	52.195
**D	RENAISSANCE INTERNATIONAL EQUITY PRIVATE POOL	0	5.396	5.396
**D	RENAISSANCE INTERNATIONAL EQUITY PRIVATE POOL	0	44.603	44.603
**D	RENAISSANCE INTERNATIONAL EQUITY PRIVATE POOL	0	118.400	118.400
**D	THE GREAT-WEST LIFE ASSURANCE COMPANY	0	33.834	33.834
**D	ACADIAN CORE INTERNATIONAL EQUITY FUND	0	71.932	71.932
**D	COUNSEL GLOBAL DIVIDEND	0	14.444	14.444
**D	COUNSEL DEFENSIVE GLOBAL EQUITY	0	71.655	71.655
**D	IPC MULTI-FACTOR INTERNATIONAL EQUITY	0	106.884	106.884
**D	IMPERIAL TOBACCO PENSION INVESTMENT TRUST FUND	0	1.579.978	1.579.978
**D	INCO ELECTED MASTER TRUST	0		

13

855

LISTA ESITO DELLE VOTAZIONI
Oggetto: Nomina dei componenti il Consiglio di Amministrazione

FAVOREVOLI alla LISTA 2

Badge	Ragione Sociale	Proprio	Delega	Totale
**D	INVESTORS SUMMA SRI FUND	0	39.663	39.663
**D	BLACKROCK - IG INTERNATIONALEQUITY POOL	0	60.385	60.385
**D	IPROFILE INTERNATIONAL EQUITY POOL	0	254.146	254.146
**D	IG MACKENZIE GLOBAL INFRASTRUCTURE CLASS	0	233.200	233.200
**D	IUOE LOCAL 793 MEMBERS PENSION BENEFITTRUST OF ONTARIO	0	269.666	269.666
**D	LONDON LIFE INSURANCE COMPANY	0	1.449.269	1.449.269
**D	LONDON LIFE INSURANCE COMPANY	0	13.628	13.628
**D	LONDON LIFE INSURANCE COMPANY	0	8.190	8.190
**D	LYSANDER-TRIASIMA ALL COUNTRY EQUITY FUND	0	135.598	135.598
**D	GLOBAL INFRASTRUCTURE EQUITY FUND LONDON CAPITAL	0	58.150	58.150
**D	SYMMETRY US EQUITY FUND	0	36.158	36.158
**D	MACKENZIE GLOBAL SUSTAINABILITYAND IMPACT BALANCED FUND	0	276.748	276.748
**D	MACKENZIE GLOBAL ENVIRONMENTAL EQUITY FUND	0	124.216	124.216
**D	MACKENZIE GLOBAL EQUITY FUND	0	272.578	272.578
**D	MACKENZIE INTERNATIONAL QUANTITATIVE LARGE CAP FUND	0	27.395	27.395
**D	MCGILL UNIVERSITY PENSION FUND	0	16.691	16.691
**D	MACKENZIE MAXIMUM DIVERS ALL WORLD DEVELOPED EX NORTH AMERICA IE	0	14.663	14.663
**D	MACKENZIE INTERNATIONAL EQUITY INDEX ETF	0	12.430	12.430
**D	MACKENZIE MAX DIVERSIFICATION DEVELOPED EUR INDEX ETF	0	42.919	42.919
**D	MACKENZIE MAX DIVERSIFICATION ALL WORLD DEVELOPED IND ETF	0	55.200	55.200
**D	THE GLENMORE CANADIAN PENSION FUNDS TRUST-FOREIGN EQUITY FUND	0	372.314	372.314
**D	BMO CANADA PENSION PLAN	0	22.783	22.783
**D	PURPOSE INTERNATIONAL DIVIDEND FUND	0	176.237	176.237
**D	CCAL DIVERSIFIED INCOME PORTFOLIO	0	8.728	8.728
**D	RENAISSANCE GLOBAL EQUITY PRIVATE POOL	0	4.129	4.129
**D	RENAISSANCE REAL ASSETS PRIVATEPOOL	0	4.752	4.752
**D	TD EMERALD INTERNATIONAL EQUITYINDEX FUND	0	394.400	394.400
**D	TD INTERNATIONAL GROWTH FUND	0	1.751.277	1.751.277
**D	TD INTERNATIONAL INDEX FUND	0	7.474.978	7.474.978
**D	TD EUROPEAN INDEX FUND	0	318.786	318.786
**D	TD INTERNATIONAL STOCK FUND	0	54.252	54.252
**D	TD INTERNATIONAL EQUITY INDEX ETF	0	1.162.400	1.162.400
**D	TD Q GLOBAL MULTIFACTOR ETF	0	24.553	24.553
**D	GREYSTONE GLOBAL EQUITY FUND	0	4.496	4.496
**D	GREYSTONE INTERNATIONAL EQUITY FUND	0	116.887	116.887
**D	GREYSTONE INTERNATIONAL INCOME AND GROWTH FUND	0	1.513.200	1.513.200
**D	GREYSTONE INTERNATIONAL INCOME AND GROWTH FUND	0	183.900	183.900
**D	GREYSTONE GLOBAL INCOME AND GROWTH FUND	0	263.266	263.266
**D	IMPERIAL INTERNATIONAL EQUITY POOL	0	1.452.573	1.452.573
**D	IMPERIAL INTERNATIONAL EQUITY POOL	0	229.619	229.619
**D	IMPERIAL INTERNATIONAL EQUITY POOL	0	104.099	104.099
**D	IMPERIAL OVERSEAS EQUITY POOL	0	15.584	15.584
**D	IMPERIAL OVERSEAS EQUITY POOL	0	67.417	67.417

Handwritten signature

856

LISTA ESITO DELLE VOTAZIONE

Oggetto: Nomina dei componenti il Consiglio di Amministrazione

FAVOREVOLI alla LISTA 2

Badge	Ragione Sociale	Proprio	Delega	Totale
**D	ONTARIO POWER GENERATION INC	0	1.191.507	1.191.507
**D	UNIVERSITY OF GUELPH FOREIGN PROPERTY TRUST	0	167.600	167.600
**D	UNIVERSITY OF GUELPH	0	66.200	66.200
**D	THE WAWANESA MUTUAL INSURANCE COMPANY	0	3.392	3.392
**D	WINDWISE MSCI EAFE INDEX NON-LENDING, FUND FOR EXEMPT ORG.	0	387.915	387.915
**D	BMO PRIVATE INTERNATIONAL EQUITY PORTFOLIO	0	1.954.422	1.954.422
**D	CIBC INTERNATIONAL INDEX FUND	0	224.830	224.830
**D	CIBC EUROPEAN INDEX FUND	0	50.285	50.285
**D	CIBC POOLED INTERNATIONAL EQUITY INDEX FUND	0	41.023	41.023
**D	EUROPEAN DIVIDEND GROWTH FUND	0	65.985	65.985
**D	BROMPTON GLOBAL DIVIDEND SPLIT CORP.	0	213.100	213.100
**D	BROMPTON GLOBAL DIVIDEND GROWTHETF	0	113.025	113.025
**D	RENAISSANCE GLOBAL VALUE FUND	0	40.333	40.333
**D	ALLIANZ GLOBAL INVESTORS FUND	0	15.845.611	15.845.611
**D	SK THEMEN	0	200.000	200.000
**D	SK EUROPA	0	400.000	400.000
**D	ALLIANZ SUISSE - STRATEGY FUND	0	450.000	450.000
**D	METALLENTE FONDS PORTFOLIO	0	26.127	26.127
**D	PREMIUMMANDAT BALANCE	0	217.100	217.100
**D	ALLIANZ STIFTUNGSFONDS NACHHALTIGKEIT	0	62.606	62.606
**D	AZ EURO INVESTMENTS S.A.	0	100.021	100.021
**D	RP RENDITE PLUS	0	98.096	98.096
**D	AXA WORLD FUNDS	0	1.236.652	1.236.652
**D	BLACKROCK STRATEGIC FUNDS	0	69.413	69.413
**D	BLACKROCK GLOBAL INDEX FUNDS	0	3.681.188	3.681.188
**D	INDEXIQ	0	849.673	849.673
**D	SERVICED PLATFORM SICAV	0	555.480	555.480
**D	GOLDMAN SACHS FUNDS	0	194.290	194.290
**D	GOLDMAN SACHS FUNDS II	0	43.301	43.301
**D	M&G (LUX) INVESTMENT FUNDS I	0	161.399	161.399
**D	INVESTEC GLOBAL STRATEGY FUND	0	612.257	612.257
**D	ISHARES MSCI EAFE INTERNATIONAL INDEX FUND	0	101.104	101.104
**D	BLACKROCK UTILITIES INFRASTRUCTURE AND POWER OPPORTUNITIES TRUST	0	1.826.053	1.826.053
**D	ISHARES MSCI ACWI ETF	0	5.155.153	5.155.153
**D	ISHARES MSCI ACWI EX US ETF	0	3.433.611	3.433.611
**D	ISHARES GLOBAL UTILITIES ETF	0	2.493.825	2.493.825
**D	ISHARES EUROPE ETF	0	1.848.653	1.848.653
**D	ISHARES MSCI EAFE ETF	0	1.390.169	1.390.169
**D	ISHARES MSCI EUROZONE ETF	0	766.559	766.559
**D	ISHARES EUROPE ETF	0	7.561.039	7.561.039
**D	ISHARES MSCI EAFE ETF	0	1.295.558	1.295.558
**D	ISHARES MSCI EAFE VALUE ETF	0	29.934.723	29.934.723
**D	ISHARES MSCI EAFE VALUE ETF	0	6.597.453	6.597.453

857

B

B

LISTA ESITO DELLE VOTAZIONI

Oggetto: Nomina dei componenti il Consiglio di Amministrazione

FAVOREVOLI alla LISTA 2

Badge	Ragione Sociale	Proprio	Delega	Totale
**D	ISHARES MSCI KOKUSAI ETF	0	27.474	27.474
**D	ISHARES GLOBAL INFRASTRUCTURE ETF	0	12.559.510	12.559.510
**D	ISHARES MSCI ITALY ETF	0	4.913.056	4.913.056
**D	ISHARES INTERNATIONAL SELECT DIVIDEND ETF	0	4.783.190	4.783.190
**D	ISHARES EDGE MSCI MIN VOL EAFE ETF	0	1.779.814	1.779.814
**D	ISHARE EDGE MSCI MIN VOL EAFE INDEX FUND OF BLACKROCK FUNDS	0	24.087	24.087
**D	ISHARES CORE MSCI EUROPE ETF	0	2.872.260	2.872.260
**D	ISHARES EDGE MSCI MIN VOL EUROPE ETF	0	24.405	24.405
**D	ISHARES EDGE MSCI INTL MOMENTUM FACTOR ETF	0	342.822	342.822
**D	ISHARES EDGE MSCI INTL VALUE FACTOR ETF	0	642.875	642.875
**D	ISHARES EDGE MSCI INTL SIZE FACTOR ETF	0	1.514	1.514
**D	ISHARES INTERNATIONAL DIVIDEND GROWTH ETF	0	159.232	159.232
**D	ISHARES MSCI WORLD ETF	0	159.178	159.178
**D	ISHARES CORE MSCI EAFE ETF	0	34.912.669	34.912.669
**D	ISHARES CORE MSCI TOTAL INTERNATIONAL STOCK ETF	0	6.598.557	6.598.557
**D	ISHARES CORE MSCI INTERNATIONAL DEVELOPED MARKETS ETF	0	1.346.177	1.346.177
**D	ISHARES CORE MSCI EAFE IMI INDEX ETF	0	1.334.278	1.334.278
**D	ISHARES EUROPE IMI INDEX ETF	0	152.632	152.632
**D	ISHARES INTERNATIONAL FUNDAMENTAL INDEX ETF	0	59.981	59.981
**D	ISHARES GLOBAL MONTHLY DIVIDEND INDEX ETF (CAD-HEDGED)	0	43.111	43.111
**D	CONNECTICUT GENERAL LIFE INSURANCE COMPANY.	0	20.448	20.448
**D	BLACKROCK STRATEGIC GLOBAL BOND FUND INC	0	209	209
**D	TOTAL INTERNATIONAL EX U.S. INDEX MASTER PORTFOLIO OF MASTER INV	0	391.548	391.548
**D	INTERNATIONAL FILLS MASTER PORTFOLIO OF MASTER INVESTMENT PORTFO	0	61.431	61.431
**D	PRINCIPAL GLOBAL INVESTORS COLLECTIVE INVESTMENT TRUST	0	489.227	489.227
**D	PRINCIPAL GLOB.INVES. COLLECT INVEST. TRUST INTER.GROWTH EQUITY	0	138.238	138.238
**D	AMERICAN CENTURY ETF TRUST-AVANTIS INTERNATIONAL EQUITY ETF	0	131.660	131.660
**D	XEROX CANADA EMPLOYEES RETIREMENT PLAN	0	44.800	44.800
**D	ABERDEEN GLOBAL INFRASTRUCTURE FUND	0	232.100	232.100
**D	ARROWSTREET GLOBAL EQUITY ACWI TRUST FUND	0	234.011	234.011
**D	ARROWSTREET INTERNATIONAL EQUITY EAFE TRUST FUND	0	599.801	599.801
**D	ARROWSTREET INTERNATIONAL EQUITY ACWI EX US TRUST FUND	0	2.334.381	2.334.381
**D	AMERICAN BUREAU OF SHIPPING	0	6.606	6.606
**D	UNITED TECHNOLOGIES CORPORATION EMPLOYEE SAVINGS PLAN MASTER TRU	0	910.538	910.538
**D	BEAR CREEK INC.	0	48.052	48.052
**D	BROOKFIELD REAL ASSETS HYBRID MASTER FUND L.P. C O MAOLES CORPORATE SERVICES LIMITED	0	52.900	52.900
**D	MERCER DIOCESE OF BROOKLYN GROWTH STRATEGY	0	147.700	147.700
**D	MERCER DIOCESE OF BROOKLYN GROWTH STRATEGY	0	158.091	158.091
**D	MERCER DIOCESE OF BROOKLYN LAY PENSION INVESTMENT TRUST	0	57.900	57.900
**D	MERCER DIOCESE OF BROOKLYN LAY PENSION INVESTMENT TRUST	0	48.415	48.415
**D	COMMONFUND SCREENED GLOBAL EQUITY, LLC	0	11.500	11.500
**D	XTRACKERS (IE) PUBLIC LIMITED COMPANY	0	673.318	673.318
**D	MICROSOFT CORPORATION SAVINGS PLUS 401(K) PLAN	0	971.520	971.520

888

LISTA ESITO DELLE VOTAZIONE

Oggetto: Nomina dei componenti il Consiglio di Amministrazione

FAVOREVOLI alla LISTA 2

Badge	Ragione Sociale	Proprio	Delega	Totale
**D	ALLIANZGI BEST STYLES GLOBAL MANAGED VOLATILITY PORTFOLIO	0	20.863	20.863
**D	ALLIANZGI BEST STYLES GLOBAL MANAGED VOLATILITY PORTFOLIO	0	185.725	185.725
**D	ALLIANZGI BEST STYLES GLOBAL MANAGED VOLATILITY PORTFOLIO	0	8.555	8.555
**D	ALLIANZGI BEST STYLES GLOBAL MANAGED VOLATILITY PORTFOLIO	0	18.941	18.941
**D	ALLIANZGI BEST STYLES GLOBAL MANAGED VOLATILITY PORTFOLIO	0	82.994	82.994
**D	ALLIANZGI BEST STYLES GLOBAL MANAGED VOLATILITY PORTFOLIO	0	290.895	290.895
**D	ALLIANZGI BEST STYLES GLOBAL MANAGED VOLATILITY PORTFOLIO	0	564.073	564.073
**D	ALLIANZGI BEST STYLES GLOBAL MANAGED VOLATILITY PORTFOLIO	0	15.450	15.450
**D	ALLIANZGI BEST STYLES GLOBAL MANAGED VOLATILITY PORTFOLIO	0	202.850	202.850
**D	ALLIANZGI BEST STYLES GLOBAL MANAGED VOLATILITY PORTFOLIO	0	71.307	71.307
**D	ALLIANZGI BEST STYLES GLOBAL MANAGED VOLATILITY PORTFOLIO	0	18.592	18.592
**D	ALLIANZGI BEST STYLES GLOBAL MANAGED VOLATILITY PORTFOLIO	0	6.896	6.896
**D	ALLIANZGI BEST STYLES GLOBAL MANAGED VOLATILITY PORTFOLIO	0	106.671	106.671
**D	ALLIANZGI BEST STYLES GLOBAL MANAGED VOLATILITY PORTFOLIO	0	4.041	4.041
**D	ALLIANZGI BEST STYLES GLOBAL MANAGED VOLATILITY PORTFOLIO	0	4.089	4.089
**D	ALLIANZGI BEST STYLES GLOBAL MANAGED VOLATILITY PORTFOLIO	0	2.082	2.082
**D	ALLIANZGI BEST STYLES GLOBAL MANAGED VOLATILITY PORTFOLIO	0	439.605	439.605
**D	ALLIANZGI BEST STYLES GLOBAL MANAGED VOLATILITY PORTFOLIO	0	26.183	26.183
**D	ALLIANZGI BEST STYLES GLOBAL MANAGED VOLATILITY PORTFOLIO	0	27.399	27.399
**D	ALLIANZGI BEST STYLES GLOBAL MANAGED VOLATILITY PORTFOLIO	0	13.268	13.268
**D	ALLIANZGI BEST STYLES GLOBAL MANAGED VOLATILITY PORTFOLIO	0	4.014	4.014
**D	ALLIANZGI BEST STYLES GLOBAL MANAGED VOLATILITY PORTFOLIO	0	219.126	219.126
**D	ALLIANZGI BEST STYLES GLOBAL MANAGED VOLATILITY PORTFOLIO	0	102.563	102.563
**D	ALLIANZGI BEST STYLES GLOBAL MANAGED VOLATILITY PORTFOLIO	0	435.761	435.761
**D	ALLIANZGI BEST STYLES GLOBAL MANAGED VOLATILITY PORTFOLIO	0	1.410.789	1.410.789
**D	ALLIANZGI BEST STYLES GLOBAL MANAGED VOLATILITY PORTFOLIO	0	160.038	160.038
**D	ALLIANZGI BEST STYLES GLOBAL MANAGED VOLATILITY PORTFOLIO	0	1.575.638	1.575.638
**D	ALLIANZGI BEST STYLES GLOBAL MANAGED VOLATILITY PORTFOLIO	0	17.700	17.700
**D	ALLIANZGI BEST STYLES GLOBAL MANAGED VOLATILITY PORTFOLIO	0	20.551	20.551
**D	ALLIANZGI BEST STYLES GLOBAL MANAGED VOLATILITY PORTFOLIO	0	1.266.578	1.266.578
**D	ALLIANZGI BEST STYLES GLOBAL MANAGED VOLATILITY PORTFOLIO	0	1.178.842	1.178.842
**D	ALLIANZGI BEST STYLES GLOBAL MANAGED VOLATILITY PORTFOLIO	0	765.913	765.913
**D	ALLIANZGI BEST STYLES GLOBAL MANAGED VOLATILITY PORTFOLIO	0	2.364	2.364
**D	ALLIANZGI BEST STYLES GLOBAL MANAGED VOLATILITY PORTFOLIO	0	141.632	141.632
**D	ALLIANZGI BEST STYLES GLOBAL MANAGED VOLATILITY PORTFOLIO	0	5.284	5.284
**D	ALLIANZGI BEST STYLES GLOBAL MANAGED VOLATILITY PORTFOLIO	0	42.448	42.448
**D	ALLIANZGI BEST STYLES GLOBAL MANAGED VOLATILITY PORTFOLIO	0	110	110
**D	ALLIANZGI BEST STYLES GLOBAL MANAGED VOLATILITY PORTFOLIO	0	32.587	32.587
**D	ALLIANZGI BEST STYLES GLOBAL MANAGED VOLATILITY PORTFOLIO	0	9.833	9.833
**D	ALLIANZGI BEST STYLES GLOBAL MANAGED VOLATILITY PORTFOLIO	0	121.171	121.171
**D	ALLIANZGI BEST STYLES GLOBAL MANAGED VOLATILITY PORTFOLIO	0	20.783	20.783
**D	ALLIANZGI BEST STYLES GLOBAL MANAGED VOLATILITY PORTFOLIO	0	233.262	233.262
**D	ALLIANZGI BEST STYLES GLOBAL MANAGED VOLATILITY PORTFOLIO	0	2.083.135	2.083.135

Handwritten signature

Handwritten initials

Handwritten signature

LISTA ESITO DELLE VOTAZIONE

Oggetto: Nomina dei componenti il Consiglio di Amministrazione

FAVOREVOLI alla LISTA 2

Badge	Regione Sociale	Proprio	Delega	Totale
**D	CAYMAN ISLANDS CHAMBER OF COMMERCE PENSION FUND	0	71.740	71.740
**D	COUNTY OF LOS ANGELES DEFERRED COMPENSATION AND THRIFT PLAN	0	19.400	19.400
**D	LVIP BLACKROCK GLOBAL ALLOCATION FUND	0	721.052	721.052
**D	LVIP MONDRIAN INTERNATIONAL VALUE FUND	0	3.017.144	3.017.144
**D	LVIP SSGA INTERNATIONAL INDEX FUND	0	1.821.236	1.821.236
**D	COUNTY OF LOS ANGELES SAVINGS PLAN D THRIFT PLAN	0	3.800	3.800
**D	RHUMELINE INTERNATIONAL POOLED INDEX TRUST	0	155.397	155.397
**D	STICHTING PENSIOENFONDS WOMEN	0	203.705	203.705
**D	STICHTING PENSIOENFONDS PGB MANNUMERIC-GLOBAL DEVELOPED MULTI FACTOR	0	1.361.957	1.361.957
**D	CIDEL INTERNATIONAL EQUITY FUND	0	28.066	28.066
**D	CIDEL BANK AND TRUST INC. CIDELPL	0	1.905	1.905
**D	CIDEL TRUST COMPANY	0	32.770	32.770
**D	CITY UNIVERSITY OF NEW YORK	0	11.549	11.549
**D	ABERDEEN GLOBAL ABSOLUTE RETURNSTR	0	15.737	15.737
**D	MAINSTAY CBRE GLOBAL INFRASTRUCTURE	0	1.277.877	1.277.877
**D	AB INTERNATIONAL STRATEGIC EQUITIES HARVESTING SERIES	0	232.340	232.340
**D	NUVEEN WINSLOW INTERNATIONAL LARGECAP FUND	0	6.536	6.536
**D	NUVEEN REAL ASSET INCOME FUND	0	2.507.988	2.507.988
**D	NUVEEN REAL ASSET INCOME AND GROWTH FUND	0	685.500	685.500
**D	TALCOTT RESOLUTION LIFE INSURANCE COMPANY	0	64.647	64.647
**D	TEXAS MUNICIPAL RETIREMENT SYSTEM	0	1.126.492	1.126.492
**D	NBI GLOBAL REAL ASSETS INCOME ETF	0	350.696	350.696
**D	CITY OF NEW YORK GROUP TRUST	0	3.182.542	3.182.542
**D	ORIGIN INTERNATIONAL EQUITY FUND	0	52.000	52.000
**D	FIDELITY COMMONWEALTH TRUST II: FIDELITY INT'L ENHANCED INDEX FD	0	1.590.455	1.590.455
**D	FIDELITY COVINGTON TRUST: FIDELITY INTL VALUE FACTOR ETF	0	22.900	22.900
**D	FIDELITY COVINGTON TRUST: FIDELITY TARGETED INTL FACTOR ETF	0	15.952	15.952
**D	PIMCO RAE INTERNATIONAL FUND LLC	0	739.333	739.333
**D	PIMCO EQUITY SERIES: PIMCO DIVIDEND AND INCOME FUND	0	157.805	157.805
**D	PIMCO EQUITY SERIES: PIMCO RAE INTERNATIONAL FUND	0	1.163.100	1.163.100
**D	MAS PENSION SIEFORE BASICA 60-64 SA DE C.V.	0	188.779	188.779
**D	MAS PENSION SIEFORE BASICA 65-69, SA DE C.V.	0	123.282	123.282
**D	MAS PENSION SIEFORE BASICA 70-74, SA DE C.V.	0	116.128	116.128
**D	MAS PENSION SIEFORE BASICA 75-79 SA DE C.V.	0	107.325	107.325
**D	MAS PENSION SIEFORE BASICA 80-84, SA. DE C.V.	0	163.853	163.853
**D	MAS PENSION SIEFORE BASICA 85-89 SA DE C.V.	0	134.553	134.553
**D	MAS PENSION SIEFORE BASICA 90-94, SS DE C.V.	0	58.498	58.498
**D	PEM MULTI-MANAGER SERIES TRUST - PEM MULTI-MANAGER INTERNATIONAL	0	55.281	55.281
**D	ARROWSTREET (CANADA) GLOBAL ALL-COUNTRY FUND I	0	1.571.425	1.571.425
**D	ARROWSTREET (CANADA) GLOBAL ALL-COUNTRY FUND II	0	622.476	622.476
**D	ARROWSTREET (CANADA) INTERNATIONAL DEVELOPED MARKET EX US FUND I	0	136.048	136.048
**D	ARROWSTREET (CANADA) GLOBAL WORLD FUND I	0	358.255	358.255
**D	PES:PIMCO RAFI DYNAMIC MULTI-FACTOR INTERNATIONAL EQUITY ETF	0	15.805	15.805

860

LISTA ESITO DELLE VOTAZIONE
 Oggetto: Nomina dei componenti il Consiglio di Amministrazione

FAVOREVOLI alla LISTA 2

Badge	Ragione Sociale	Proprio	Delega	Totale
**D	INTEL CORPORATION RETIREE MEDICAL PLAN TRUST	0	84.567	84.567
**D	ALASKA COMMON TRUST FUND	0	315.882	315.882
**D	RUSSELL INVESTMENTS INSTITUTIONAL FUNDS, LLC INTERNATIONAL EQUIT	0	254.601	254.601
**D	RUSSELL INVESTMENTS INSTITUTIONAL FUNDS, LLC GLOBAL LISTED INFRA	0	693.266	693.266
**D	RUSSELL INVESTMENTS INSTITUTIONAL FUNDS, LLC GLOBAL EQUITY PLUS	0	11.165	11.165
**D	RUSSELL INVESTMENTS INSTITUTIONAL FUNDS, LLC GLOBAL EQUITY PLUS	0	181.067	181.067
**D	SSGA MSCI ACWI EX-USA INDEX NON-LENDING DAILY TRUST	0	61.161	61.161
**D	SERVICES GROUP OF AMERICA INC	0	343.056	343.056
**D	STANDARD LIFE INVESTMENTS GLOBAL ABSOLUTE RETURN STRATEGIES MAST	0	268.444	268.444
**D	WILMINGTON TRUST COLLECTIVE INVESTMENT TRUST	0	9.253	9.253
**D	ROMAN CATHOLIC BISHOP OF SPRINGFIELD A CORPORATION SOLE	0	127.406	127.406
**D	INTEL RETIREMENT PLANS COLLECTIVE INVESTMENT TRUST	0	601.258	601.258
**D	TJ-NONQUALIFIED, LLC	0	6.114.351	6.114.351
**D	TENNESSEE CONSOLIDATED RETIREMENT SYSTEM	0	113.940	113.940
**D	TJ-QUALIFIED, LLC	0	111.556	111.556
**D	VANGUARD FTSE DEVELOPED EUROPE ALL CAP INDEX ETF	0	504.346	504.346
**D	VANGUARD FTSE DEVELOPED ALL CAP EX NORTH AMERICA INDEX ETF	0	42.381	42.381
**D	VANGUARD DEVELOPED ALL-CAP EX NORTH AMERICA EQUITY INDEX POOLED	0	4.088	4.088
**D	VANGUARD GLOBAL MOMENTUM FACTOR ETF	0	13.189	13.189
**D	VANGUARD FTSE DEVELOPED EX NORTH AMERICA HIGH DIVIDEND YIELD IND	0	59.200	59.200
**D	WELLS FARGO DIVERSIFIED INTERNATIONAL FUND	0	1.405.800	1.405.800
**D	WELLS FARGO MASTER TRUST INTERNATIONAL VALUE PORTFOLIO	0	447.698	447.698
**D	WELLS FARGO FACTOR ENHANCED INTERNATIONAL PORTFOLIO	0	1.973.223	1.973.223
**D	WELLS FARGO BK DECL OF TRUST ESTABL INVEST FUNDS EMPLOYEE BEN TR	0	115.966	115.966
**D	WELLINGTON COMPOUND GROWTH, L.P.	0	6.838.867	6.838.867
**D	VANGUARD ENERGY FUND	0	2.800.714	2.800.714
**D	VANGUARD TOTAL WORLD STOCK INDEX FUND	0	50.029.780	50.029.780
**D	VANGUARD DEVELOPED MARKETS INDEX FUND	0	378.100	378.100
**D	THE METHODIST HOSPITAL	0	325.353	325.353
**D	HC CAPITAL TRUST- THE INSTITUTIONAL INTERNATIONAL EQUITY PORTFOL	0	20.943	20.943
**D	HC CAPITAL TRUST - THE ESG GROWTH PORTFOLIO	0	12.144	12.144
**D	HC CAPITAL TRUST- THE CATHOLIC SRI GROWTH PORTFOLIO	0	43.303	43.303
**D	ARKWRIGHT, LLC	0	199.184	199.184
**D	HC CAPITAL TRUST - THE INTERNATIONAL EQUITY PORTFOLIO	0	256.063	256.063
**D	INTERNATIONAL MONETARY FUND	0	274.787	274.787
**D	INTERNATIONAL MONETARY FUND	0	16.374	16.374
**D	INTERNATIONAL MONETARY FUND	0	363.625	363.625
**D	PUTNAM VARIABLE TRUST - PUTNAM VT GLOBAL ASSET ALLOCATION FUND	0	244.514	244.514
**D	PUTNAM DYNAMIC ASSET ALLOCATION GROWTH FUND	0	84.072	84.072
**D	PUTNAM DYNAMIC ASSET ALLOCATION BALANCED FUND	0	10.323	10.323
**D	PUTNAM DYNAMIC ASSET ALLOCATION CONSERVATIVE FUND	0	8.592	8.592
**D	PUTNAM DYNAMIC ASSET ALLOCATION EQUITY FUND	0	1.984.266	1.984.266
**D	COHEN & STEERS REAL ASSETS FUND, INC	0		
**D	COHEN & STEERS INFRASTRUCTURE FUND, INC.	0		

86

LISTA ESITO DELLE VOTAZIONE

Oggetto: Nomina dei componenti il Consiglio di Amministrazione

FAVOREVOLI alla LISTA 2

Badge	Ragione Sociale	Proprio	Delega	Totale
**D	COHEN & STEERS GLOBAL INFRASTRUCTURE FUND, INC	0	211.790	211.790
**D	COHEN & STEERS ALTERNATIVE INCOME FUND, INC	0	6.698	6.698
**D	COHEN & STEERS, INC.	0	509	509
**D	THORNBERG INTERNATIONAL VALUE FUND	0	5.915.401	5.915.401
**D	THORNBERG INVESTMENT INCOME BUILDER FUND	0	37.943.171	37.943.171
**D	THORNBERG BETTER WORLD INTERNATIONAL FUND	0	267.133	267.133
**D	THORNBERG INVESTMENT INCOME BOARD	0	26.015	26.015
**D	CANADA PENSION PLAN INVESTMENT BOARD	0	17.889	17.889
**D	ALLIANCEBERNSTEIN INTERNATIONAL ALL-COUNTRY PASSIVE SERIES	0	2.695.950	2.695.950
**D	ALLIANCEBERNSTEIN INTERNATIONAL OPPORTUNITIES SERIES	0	50.796	50.796
**D	ALLIANCEBERNSTEIN EUROPEAN RISK RETENTION GROUP	0	1.185.066	1.185.066
**D	MCIC VERMONT A RECIPROCAL RISK RETENTION GROUP	0	5.791.206	5.791.206
**D	ALLIANCEBERNSTEIN DELAWARE BUSINESS TRUST - AB INTERNATIONAL STRATEGIC EQUITIES SERIES	0	1.504.660	1.504.660
**D	AB GLOBAL RESEARCH INSIGHTS SERIES	0	16.030	16.030
**D	ALLIANCEBERNSTEIN DELAWARE BUSINESS TRUST-AB GLOBAL RESEARCH INSIGHTS SERIES II	0	6.297	6.297
**D	HOEHL FAMILY PARTNERS I LLC	0	18.066	18.066
**D	IRR TRUST OF ELIZABETH M. WEBSTER ROCKEFELLER TRUST COMPANY (DELAWARE)	0	4.195	4.195
**D	JAMES E. GRIFFITH FAMILY TRUST DTD9/30/1977	0	1.769	1.769
**D	FERDINAND COLLOREDO-MANSFELD 2001 CHARITABLE REMAINDER UNITRUST	0	2.171	2.171
**D	ANNE E. PENFIELD 1999 IRREVOCABLE TRUST	0	1.758	1.758
**D	FRANZ F. COLLOREDO-MANSFELD 1999 IRREVOCABLE TRUST	0	44.341	44.341
**D	RUDOLF J. COLLOREDO-MANSFELD 1999 IRREVOCABLE TRUST	0	178.916	178.916
**D	TRUST FOR MUTUAL UNDERSTANDING	0	6.922	6.922
**D	TRUST U/W JOHN D. ROCKEFELLER FROELIZABETH STRONG-CUEVAS	0	81.022	81.022
**D	THE FREEBAIRN CHARITABLE LEAD ANNUITY TRUST	0	4.155	4.155
**D	FALONA RHEEM INVESTMENTS	0	86.505	86.505
**D	TRUST U/W MALINDA M. MENOTTI	0	7.324	7.324
**D	TR. B FBO DESCEN OF A MAUTR B FBO DESCENDANTS ABBY R. MAUZE,E	0	21.955	21.955
**D	MAC STEMBERG IRREVOCABLE TRUST	0	5.398	5.398
**D	THOMAS G. STEMBERG LIMITED	0	104.283	104.283
**D	THE ROSEFAM 2009 TRUST	0	57.139	57.139
**D	J.H. WADE FAMILY TRUST	0	7.499	7.499
**D	J.H. WADE LONG FAMILY TRUST	0	5.595	5.595
**D	J.H. E.V. WADE GST TRUST	0	7.976	7.976
**D	W.H. VANDERBILT TRUST F/B/O EMILY	0	10.678	10.678
**D	ELLERY SEDGWICK JR GRANCHILDRENS TR C/O THE ROCKEFELLER TRUST CO (DE)	0	12.056	12.056
**D	ASHFORTH PROPERTIES INC.	0	8.791	8.791
**D	ELLERYSEDGWICK	0	8.824	8.824
**D	ELLERY WATKINS SEDGWICK TRUST	0	15.017	15.017
**D	ELIZABETH SERGEANT SEDGWICK TRUST	0	13.350	13.350
**D	ELLERY SEDGWICK, III TRUST	0	23.509	23.509
**D	GEORGE AND MARGARET MCNEILL TIC	0	10.813	10.813
**D	MCNEILL GROUP, LTD	0	30.750	30.750
**D	MCNEILL CHARITABLE FOUNDATION	0		
**D	THEODORE SEDGWICK MASTER TRUST	0		

EA

862

LISTA ESITO DELLE VOTAZIONE
 Oggetto: Nomina dei componenti il Consiglio di Amministrazione

FAVOREVOLI alla LISTA 2

Badge	Ragione Sociale	Proprio	Delega	Totale
**D	ELLERY SEDGWICK III MASTER TRUST	0	39.809	39.809
**D	GST NON EXEMPT TRUST FBO WILLIAM	0	11.395	11.395
**D	GST NON EXEMPT TRUST FBO ELIZA C.	0	11.393	11.393
**D	GST NON EXEMPT TRUST FBO K. KLEMENTIS	0	11.395	11.395
**D	ARTICLE 9 TRUST U/W GLADYS T PERKINS	0	16.661	16.661
**D	RICHARD S. PERKIN TRUST FBO WINNIE PERKIN GRAY	0	16.321	16.321
**D	TRUST 10/18/99 FBO ELIZA MILTONO NEILL	0	50.017	50.017
**D	KALYNDA R. KLEMENTIS TRUST	0	37.732	37.732
**D	TRUST 05/15/79 MARILYN M. SIMPSON F/B/O KALYNDA KLEMENTIS	0	7.247	7.247
**D	TR. B FBO ABBY R SIMPSON TR B 8/03/60 FBO ABBY R. SIMPSON C/O THE ROCKEFELLER TRUST COMPANY	0	38.423	38.423
**D	CHARITABLE TRUST ART. NINTH U/W	0	61.280	61.280
**D	TRUST 12/30/69 F/B/O DESCENDANTS OF JOHN D. ROCKEFELLER 3RD	0	91.804	91.804
**D	TRUST D/A 4/1/93 F/B/O SANDRA FERR	0	71.632	71.632
**D	THE HOPI TRIBE	0	13.276	13.276
**D	EDWARD JOHN NOBLE FOUNDATION, INC	0	60.794	60.794
**D	THE FREEMAN FOUNDATION	0	597.573	597.573
**D	RCB INVESTMENT PARTNERS LLC	0	25.640	25.640
**D	WIN PROPERTIES	0	22.682	22.682
**D	THE STARR FOUNDATION	0	339.167	339.167
**D	BROOKLYN PUBLIC LIBRARY	0	13.851	13.851
**D	BRETT CARR UNITRUST	0	8.234	8.234
**D	JAMES NEWHOUSE ISSUE GST EXEMPT.	0	8.480	8.480
**D	JAMES B. ORTHWEIN RES TR FBO ROMAI	0	48.826	48.826
**D	LOEB ARTICLE THREE TRUST	0	27.737	27.737
**D	JAMES L. LOEB 1965 TRUST FBO JAMES L. JR	0	8.281	8.281
**D	LOEB FAMILY INVESTMENTS, LP	0	46.866	46.866
**D	JAMES L. LOEB 1962 TRUST FBO ELIZABETH FRIEDMAN	0	8.896	8.896
**D	DOUGLAS NEWHOUSE ISSUE GST	0	10.678	10.678
**D	DOUGLAS NEWHOUSE HOLLY BANNISTER	0	17.260	17.260
**D	ELERAN, L.L.C.	0	50.421	50.421
**D	TRUST B FBO RODMAN C. ROCKEFELLER	0	23.926	23.926
**D	TRUST 05/24/51 FBO ANN R. ROBERTS	0	12.479	12.479
**D	TR. B FBO SONS OF NELSON A ROCKEFELLER	0	22.717	22.717
**D	TR B 5/24/51 FBO MARY R MORGAN	0	14.439	14.439
**D	TRUST 11/04/64 FBO NELSON A. ROCKEFELLER, JR.	0	48.234	48.234
**D	TRUST 05/23/67 FBO MARK F. ROCKEFELLER	0	49.204	49.204
**D	TR B 10/20/76 N A ROCKEFELLER M F ROCKEFELLER CO., INC.	0	101.674	101.674
**D	TRUST 12/31/69 FBO DESCENDANTS OF LAURANCE S. ROCKEFELLER	0	141.518	141.518
**D	JAMES F. SULLIVAN 2006 MARITAL TRUST	0	73.869	73.869
**D	THE ANNA SHIELDS HAMLET 1967 TRUST	0	16.703	16.703
**D	THE ETTINGER FOUNDATION, INC.	0	7.255	7.255
**D	THE TRUSTEES OF THE DIOCESE OF SOUTH OHIO	0	18.083	18.083
**D	LARRY AND WENDY'S DESCENDANTS TRUST	0	3.734	3.734

SP

863

LISTA ESITO DELLE VOTAZIONE

Oggetto: Nomina dei componenti il Consiglio di Amministrazione

FAVOREVOLI alla LISTA 2

Badge	Ragione Sociale	Proprio	Delega	Totale
**D	THE KRIMENDAHL/SAINT-AMAND FOUNDATION	0	11.261	11.261
**D	TRUST 12/16/76 FBO DESCENDANTS OF WINTHROP P. ROCKEFELLER	0	141.107	141.107
**D	INFINITY THREE TRUST	0	11.057	11.057
**D	RED RIVER FAMILY NON-EXEMPT TRUST	0	21.236	21.236
**D	LAWRENCE V. RAWL FAMILY TRUST	0	13.319	13.319
**D	ART 4 DESCENDANT TR/KELLY GUZIEJK	0	21.518	21.518
**D	KELLY R GUZIEJKA FAMILY TRUST	0	13.275	13.275
**D	1998 KELLY R. GUZIEJKA FAMILY TRUS	0	11.784	11.784
**D	KELLY R. GUZIEJKA REVOCABLE TRUST	0	9.896	9.896
**D	MARITAL TRUST U/A SIXTH OF R.G.ROCKEFELLER	0	26.321	26.321
**D	ROCKEFELLER - KING FAMILY 2012	0	10.200	10.200
**D	LIBRA FUND, LIMITED PARTNERSHIP	0	135.183	135.183
**D	LIBRA FUND QP, LP	0	207.186	207.186
**D	RFS OPGO LLC	0	6.151	6.151
**D	ROCKEFELLER GLOBAL EQUITY FUND II OP LP	0	506.542	506.542
**D	ROCKEFELLER GLOBAL EQUITY FUND II LP	0	185.978	185.978
**D	ROCKEFELLER BALANCED FUND, L.P.	0	403.727	403.727
**D	ROCKEFELLER GLOBAL EQ DIV YIELD	0	201.318	201.318
**D	ROCKEFELLER GLOBAL DIVIDEND GROWTH	0	177.952	177.952
**D	ROCKEFELLER GLOBAL EQUITY FUND I, L.	0	192.531	192.531
**D	ROCKEFELLER GLOBAL EQUITY FUND III	0	1.126.760	1.126.760
**D	ROCKEFELLER INTERNATIONAL EQUITY FUN	0	408.628	408.628
**D	THE THOMPSON FAMILY FOUNDATION	0	84.965	84.965
**D	GARVIN NON-EXEMPT TR UW ANNE F.:70E::REGI//GARVIN	0	29.417	29.417
**D	MIR ENTERPRISS INC	0	4.511	4.511
**D	TENEDORA SELECTA, S.A.	0	4.866	4.866
**D	LOGISTICS DEVELOPMENT, INC	0	4.496	4.496
**D	THE HARLAN E. ANDERSON FOUNDATION	0	15.693	15.693
**D	THE BRIAN A. ANDERSON TRUST - 1976	0	13.924	13.924
**D	ALEC FREEMAN 2013 GST TRUST	0	3.758	3.758
**D	COLIN FREEMAN 2013 GST TRUST	0	3.758	3.758
**D	MARITAL TRUST UNDER STEVEN K.SYDNESS	0	23.265	23.265
**D	LISA H SYDNESS REVOCABLE TRUST	0	7.818	7.818
**D	THE EYE EAR FOUNDATION OF PITTSBURGH	0	25.250	25.250
**D	VICTORIA CORP	0	41.779	41.779
**D	ACUERDO HOLDINGS INC	0	13.838	13.838
**D	TUK GLOBAL LTD	0	1.796	1.796
**D	PAX TRADING CORP	0	20.286	20.286
**D	PUITO HOLDINGS INC.	0	3.490	3.490
**D	THE ANNA SHIELDS HAMLET 1963 TRUST	0	6.551	6.551
3	COMPUTERSHARE SEA RAPPRESENTANTE DESIGNATO QUALE DELEGATO /SUBDELEGATO 135-NOVIES IN PERSONA DI ENRICO MONTICELLI	0	0	0
**D	FONDAZIONE FINANZA ETICA	0	250	250

866

EP

LISTA ESITO DELLE VOTAZIONE

Oggetto: Nomina dei componenti il Consiglio di Amministrazione

FAVOREVOLI alla LISTA 2

Badge	Ragione Sociale	Totale voti	Percentuale votanti %	Percentuale Capitale %	Proprio	Delega	Totale
		3.680.013.261	51,102854	36,196804			

865



153

LISTA ESITO DELLE VOTAZIONE

Oggetto: Nomina dei componenti il Consiglio di Amministrazione

CONTRARI

Badge	Regione Sociale	Proprio	Delega	Totale
1	COMPUTERSHARE SPA RAPPRESENTANTE DESIGNATO QUALE SUBDELEGATO 135-NOVIES (ST.TREVISAN) IN PERSONA DI ENRICO MONICELLI	0		0
**D	WHOLESALE UNIT TRUST GLOBAL SHARES F 3	0	17.936	17.936
**D	METROPOLITAN WATER RECLAMATION DISTRICT RETIREMENT FUND	0	41.701	41.701
**D	AB FOODS HEXAVEST	0	62.862	62.862
**D	RZSF1501 GLOBAL EQ HEXEVEST	0	142.217	142.217
**D	PLUMBERS AND PIPEFITTERS NATIONAL PENSION PLAN	0	282.760	282.760
**D	CARPENTERS RETIREMENT PLAN OF WESTERN WASHINGTON	0	321.571	321.571
**D	INTERVENTURE EQUITY INVESTMENTS LIMITED	0	44.290	44.290
**D	LOCKHEED MARTIN CORPORATION MASTER RETIREMENT TRUST	0	24.653	24.653
**D	COLONIAL FIRST STATE	0	123.528	123.528
**D	EATON VANCE INTERNATIONAL (IRELAND)	0	7.377	7.377
**D	REGIME DE RETRAITE DES COLS BLEUS DE LA VILLE DE MONTREAL	0	88.877	88.877
**D	REGIME DE RETRAITE DE L'UNIVERSITE DU QUEBEC TOUR DE LA CITE	0	42.911	42.911
**D	HEXAVEST EUROPE FUND	0	795.341	795.341
**D	INDUSTRIAL ALLIANCE INSURANCE AND FINANCIAL SERVICES INC.	0	15.143	15.143
**D	SHORT BROTHERS CIF TRUSTEE LIMITED C/O GROUPE INVESTISSEMENT RESPONSIBLE	0	25.870	25.870
**D	BOMBARDIER TRUST (CANADA) GLOBAL	0	67.676	67.676
**D	THE BOMBARDIER TRUST (UK)	0	24.638	24.638
**D	EATON VANCE HEXAVEST GLOBAL EQUITY FUND	0	6.279	6.279
**D	EATON VANCE HEXAVEST INTERNATIONAL EQUITY FUND	0	11.892	11.892
**D	HEXAVEST EAFE EQUITY FUND	0	99.050	99.050
**D	HEXAVEST ACWI EQUITY FUND	0	20.186	20.186
**D	HEXAVEST WORLD EQUITY FUND	0	139.495	139.495
**D	CALIFORNIA STATE TEACHERS RETIREMENT SYSTEM	0	26.147.957	26.147.957
**D	MASSACHUSETTS LABORERS PENSION FUND	0	136.412	136.412

Totale voti 28.690.622
 Percentuale votanti % 0,398415
 Percentuale Capitale % 0,282202

866

115

LISTA ESITO DELLE VOTAZIONE
 Oggetto: Nomina dei componenti il Consiglio di Amministrazione

ASTENUTI

Badge	Ragione Sociale	Proprio	Delega	Totale
1	COMPUTERSHARE SPA RAPPRESENTANTE DESIGNATO QUALE SUBDELEGATO 135-NOVIES (ST. TREVISAN) IN PERSONA DI ENRICO MONICELLI	0	0	0
**D	NAZARETH LITERARY AND BENEVOLENT ISTITU	0	102.988	102.988
**D	KAYNE GLOBAL INFRASTRUCTURE FUND LP	0	45.100	45.100
**D	LOMBARD ODIER FUNDS (SWITZERLAND) SA I3D	0	1.222.003	1.222.003
**D	KAYNE RENEWABLE ENERGY INCOME 1800	0	112.081	112.081
**D	ALPHACENTRIC ENERGY INCOME FUND	0	39.900	39.900
**D	KAYNE ANDERSON RENEWABLE INFRASTRUC T PA	0	283.419	283.419
**D	STATE OF WISCONSIN INVESTMENT BOARD	0	42.886	42.886
**D	STATE OF WISCONSIN INVESTMENT BOARD	0	380.758	380.758
**D	STATE OF WISCONSIN INVESTMENT BOARD	0	2.769.424	2.769.424
**D	STATE OF WISCONSIN INVESTMENT BOARD	0	1.831.025	1.831.025
**D	STATE OF WISCONSIN INVESTMENT BOARD	0	400.704	400.704
**D	STATE OF WISCONSIN INVESTMENT BOARD	0	280.800	280.800
**D	KAYNE ANDERSON MIDSTREAM INSTITUTIONAL FUND LP	0	88.300	88.300
**D	KAYNE EQUITY YIELD STRATEGIES LP	0	2.900	2.900
**D	KAYNE ANDERSON REAL ASSET FUND LP	0	3.200	3.200
**D	KAYNE ANDERSON INCOME PARTNERS LP	0	57.300	57.300
**D	KAYNE ANDERSON CAPITAL INCOME PARTNERS (QP) LP	0	236.180	236.180
**D	KAYNE ANDERSON MLP FUND LP	0	4.475	4.475
**D	PLURIBUS LABS GLOBAL CORE EQUITY MASTER FUND LP	0	75.233	75.233
**D	CWB ONYX GLOBAL EQUITY FUND	0	59.120	59.120
**D	KAYNE ANDERSON CAPITAL ADVISORS LP	0	4.217.021	4.217.021
**D	REAVESUTILITYINCOMEFUNDFUND	0	517.500	517.500
**D	SUNAMERICA SERIES TRUST - SA FIDELITY INST AM INT GROWTH	0	669.953	669.953
**D	VALIC COMPANY I - INTERNATIONAL EQUITIES INDEX FUND	0	105.249	105.249
**D	VALIC COMPANY I - GLOBAL STRATEGY FUND	0	10.895	10.895
**D	CATHOLIC ENDOWMENT FUND, LP	0	301.700	301.700
**D	MCLEAN & PARTNERS GLOBAL EQUITY POOL	0	468.200	468.200
**D	MCLEAN & PARTNERS PRIVATE INTERNATIONAL EQUITY	0	1.479	1.479
**D	SUNAMERICA SERIES TRUST-SA LEGG MASON TACTICAL OPPORTUNITIES PO	0	38.219	38.219
**D	SEASONS SERIES TRUST SA PUTNAM ASSET ALLOCATION DIVERSIFIED GROW	0	55.309	55.309
**D	SUNAMERICA SERIES TRUST SA JPM DIVERSIFIED BALANCED PORTFOLIO	0	812	812
**D	SUNAMERICA SERIES TRUST-SA GOLDMAN SACHS MULTI-ASSET INSIGHT PR	0	64.005	64.005
**D	SEASONS SERIES TRUST SA MULTI-MANAGED INTERNATIONAL EQUITY PORTF	0	20.926	20.926
**D	SUNAMERICA SERIES TRUST SA BLACKROCK VCP GLOBAL MULTI ASSET PORT	0	14.755	14.755
**D	SUNAMERICA SERIES TRUST - SA SCHRODERS VCP GLOBAL ALLOCATION PORT	0	267.270	267.270
**D	SUNAMERICA SERIES TRUST - SA INTERNATIONAL EQUITY PORTFOLIO	0	192.195	192.195
**D	OHIO NATIONAL FUND, INC. - ON INTERNATIONAL EQUITY PORTFOLIO	0	22.583	22.583
**D	OHIO NATIONAL FUND, INC. - ON FOREIGN PORTFOLIO	0	0	0
**D	COMPUTERSHARE SPA RAPPRESENTANTE DESIGNATO QUALE DELEGATO 135-UNDECIES TUF IN PERSONA DI ENRICO MONICELLI	0	0	0
2	FONDAZIONE ENPAM	0	32.077.115	32.077.115

867

BT

Assemblea Ordinaria del 14 maggio 2020

ENEL S.p.A.

LISTA ESITO DELLE VOTAZIONE

Oggetto: Nomina dei componenti il Consiglio di Amministrazione

ASTENUTI

Badge	Ragione Sociale	Totale voti	Percentuale votanti %	Percentuale Capitale %	Proprio	Delega	Totale
		47.082.982	0,653822	0,463111			

868

GB

Assemblea Ordinaria del 14 maggio 2020

LISTA ESITO DELLE VOTAZIONE

Oggetto: Nomina dei componenti il Consiglio di Amministrazione

NON VOTANTI

Badge	Ragione Sociale	Proprio	Delega	Totale
1	COMPUTERSHARE SPA RAPPRESENTANTE DESIGNATO QUALE SUBDELEGATO 135-NOVIES (ST.TREVISAN) IN PERSONA DI ENRICO MONICELLI	0		0
**D	JPMORGAN CHASE BANK - PB - UNITED STATES PARTNERSHIP	0	155.087	155.087
**D	JPMORGAN CHASE BANK - PB - UNITED STATES INDIVIDUALS	0	13.728	13.728
**D	AI STRATEGIC GLOBAL EQUITY FUND	0	2.041.928	2.041.928
**D	BEST INVESTMENT CORPORATION	0	128.355	128.355
**D	MARITIME AND PORT AUTHORITY OF SINGAPORE	0	3.230	3.230
**D	KUTXABANK GESTION SGIIC S.A.	0	3.572.117	3.572.117
**D	LUX IN ESG GENERALI INVESTIM DIVERS STRAT	0	383.135	383.135

Totale voti 6.297.580

Percentuale votanti % 0,087452

Percentuale Capitale % 0,061943

869

B

LISTA ESITO DELLE VOTAZIONE

Oggetto: Nomina del Presidente del Consiglio di Amministrazione

FAVOREVOLI

Badge	Ragione Sociale	Proprio	Delega	Totale
1	COMPUTERSHARE SPA RAPPRESENTANTE DESIGNATO QUALE SUBDELEGATO 135-NOVIES (ST.TREVISAN) IN PERSONA DI ENRICO MONICELLI	0	0	0
**D	ARCA FONDI SGR - FONDO ARCA AZIONI ITALIA	0	3.890.000	3.890.000
**D	ARCA FONDI SGR - FONDO ARCA ECONOMIA REALE BILANCIATO ITALIA 55	0	390.000	390.000
**D	JPMORGAN INVESTMENT FUNDS	0	22.845.692	22.845.692
**D	JPMORGAN FUNDS	0	11.888.892	11.888.892
**D	CAPITAL INTERNATIONAL FUND	0	5.314.277	5.314.277
**D	MORGAN STANLEY INVESTMENT FUNDS	0	148.434	148.434
**D	FRANKLIN TEMPLETON INVESTMENT FUNDS	0	9.337	9.337
**D	CAPITAL INTERNATIONAL FUND	0	119.000	119.000
**D	GERANA SICAV-SIF, S.A.	0	527.378	527.378
**D	T. ROWE PRICE FUNDS SICAV	0	9.966	9.966
**D	ARK LIFE ASSURANCE COMPANY LIMITED	0	374.152	374.152
**D	JPMORGAN FUNDS (IRELAND) ICAV	0	4.853	4.853
**D	BLACKROCK FUNDS I ICAV	0	6.482	6.482
**D	BLACKROCK INDEX SELECTION FUND	0	7.281.422	7.281.422
**D	UBS (IRL) INVESTOR SELECTION PLC 1	0	265.063	265.063
**D	THE JUPTER GLOBAL FUND SICAV	0	200.625	200.625
**D	SCHRODER INTERNATIONAL SELECTION FUND	0	2.691.075	2.691.075
**D	FEDERATED UNIT TRUST	0	158.900	158.900
**D	UNION INVESTMENT INSTITUTIONAL GMBH	0	990.371	990.371
**D	UNION INVESTMENT PRIVATFONDS GMBH	0	6.274.683	6.274.683
**D	UNIVERSAL INVEST SICAV	0	5.699.217	5.699.217
**D	BAYERNINVEST KVG MBH ELYSIUM MULTI ASSET	0	60.500	60.500
**D	BAYERNINVEST DIVIDENDE FONDS BAYERNINVEST	0	15.262	15.262
**D	BELFIUS PENSIONFUNDS	0	579.960	579.960
**D	BAYERNINVEST KAPITALVERWALTUNGSGESELLSCH	0	51.369	51.369
**D	ZURICH COMPANHIA SEGUROS SA	0	98.785	98.785
**D	ERI BAYERNINVEST FONDS AKTIEN EUROPA	0	246.348	246.348
**D	BAYERNINVEST KAPITALVERWALTUNGSGESELLSCHAF MBH	0	34.900	34.900
**D	BAYERNINVEST VECO-FONDS B. KAPITALVERWALTUNGSGESELLSCHAF	0	79.259	79.259
**D	BAYERN INVEST LIBI-FONDS B. KAPITALVERWALTUNGSGESELLSCHAF	0	82.496	82.496
**D	BAYERNINVEST VALUE PLUS FONDS	0	204.700	204.700
**D	SCHWAB INTERNATIONAL INDEX FUND	0	3.573.131	3.573.131
**D	THE MASTER TRUST BANK OF JAPAN LTD	0	36.238	36.238
**D	THE MASTER TRUST BANK OF JAPAN LTD	0	137.876	137.876
**D	SEI INST INVEST TRUST WORLD EQ EX-US FUN	0	506.479	506.479
**D	JAPAN TRUSTEE SERVICES BANK LTD	0	48.153	48.153
**D	JAPAN TRUSTEE SERVICES BANK LTD	0	97.300	97.300
**D	JAPAN TRUSTEE SERVICES BANK LTD	0	12.354	12.354
**D	JAPAN TRUSTEE SERVICES BANK LTD	0	7.270	7.270
**D	THORNBERG INTERNATIONAL EQUITY	0	23.961	23.961
**D	SEI INST MANAG TR GLOBAL MANAG VOLAT FND	0	293.765	293.765

67

870

LISTA ESITO DELLE VOTAZIONE
 Oggetto: Nomina del Presidente del Consiglio di Amministrazione

FAVOREVOLI

Badge	Ragione Sociale	Proprio	Delega	Totale
**D	GIM SPECIALIST INVESTMENT FUNDS	0	48.309	48.309
**D	GIM TOKYO FD	0	56.165	56.165
**D	MF FICTET MULTI ASSET FUND	0	21.439	21.439
**D	MS HORIZONS MULTIACTIVOS GLOBAL PRUDENTE FUND	0	8.576	8.576
**D	MF/B WORLD EQUITY FUND	0	3.158	3.158
**D	JAPAN TRUSTEE SERVICES BANK LTD	0	48.400	48.400
**D	JAPAN TRUSTEE SERVICES BANK LTD	0	99.910	99.910
**D	SEI INST INV TRU SCREENED WOR EQ EX US F	0	40.010	40.010
**D	THORNBERG INTERNATIONAL EQUITY FUND	0	13.301	13.301
**D	JAPAN TRUSTEE SERVICES BANK LTD	0	37.241	37.241
**D	EUROPEAN EQUITY FUND INC.	0	340.000	340.000
**D	THE MASTER TRUST BANK OF JAPAN LTD	0	31.868	31.868
**D	SEI INSTITUT INTE TRUST INTERNAT EQTY FU	0	1.391.893	1.391.893
**D	PIONEER FLEXIBLE OPPORTUNITIES FUND	0	637.103	637.103
**D	THE MASTER TRUST BANK OF JAPAN LTD	0	49.720	49.720
**D	JAPAN TRUSTEE SERVICES BANK LTD	0	53.751	53.751
**D	VANGUARD FUNDS PLC	0	5.975.795	5.975.795
**D	THE MASTER TRUST BANK OF JAPAN LTD	0	5.300	5.300
**D	LCAM GLOBAL EQUITY FUNDS	0	151.514	151.514
**D	SCHWAB FUNDAMENTAL INTER LARGE COMP IN F	0	844.669	844.669
**D	VANGUARD INVESTMENT SERIES PLC	0	10.199.815	10.199.815
**D	SEI TRUST COMPANY FOR THE BENEFIT O	0	82.308	82.308
**D	LOS ANGELES CAPITAL GLOBAL FUND PLC	0	23.742	23.742
**D	KBI GLOBAL RESOURCES SOLUTIONS CIT	0	47.013	47.013
**D	CAMBIAR INTERNAT EQUITY COLLEC INV TRUST	0	3.937	3.937
**D	SGA INTERNATIONAL EQUITY CIT	0	56.800	56.800
**D	SGA INTERNATIONAL EQUITY FUND	0	5.850	5.850
**D	THE MASTER TRUST BANK OF JAPAN LTD	0	54.537	54.537
**D	SEI INST.MAN.TRUST - MIM VOLAT.FUND	0	296.955	296.955
**D	THE MASTER TRUST BANK OF JAPAN LTD	0	15.067	15.067
**D	SEI INSTITUT INV TRUST WORLD SEL.EQU.FUN	0	267.871	267.871
**D	DEVELOPED INTERNATION EQUITY SELECT ETF	0	3.267	3.267
**D	MONDRIAN INT.EQ.COLLECTIVE.INV.TRUST	0	1.092.640	1.092.640
**D	JPMORGAN ETFs (IRELAND) ICNAV	0	302.514	302.514
**D	FIDELITY COMMON CONTRACTUAL FUND II	0	275.182	275.182
**D	SEI TRUST COMPANY FOR THE BENEFIT OF SGA INTERANTIONAL EQUITY PLUS CIT	0	319.660	319.660
**D	SANLAM UNIVERSAL FUNDS PLC	0	14.353	14.353
**D	SEI TRUST COMPANY FOR THE BENEFIT	0	85.133	85.133
**D	SIX CIRCLES INTERNAT UNCONSTRAIN EQ FUND	0	16.501.324	16.501.324
**D	SIX CIRCLES MANAGED EQUITY POR	0	184.068	184.068
**D	SIX CIRC MAN EQ PORT INT UNCON	0	1.598.709	1.598.709
**D	GOG PARTNERS GLOBAL QUALITY EQUITY FUND	0	257.793	257.793
**D	THE MASTER TRUST BANK OF JAPAN LTD	0	14.032	14.032

5/11

871

LISTA ESITO DELLE VOTAZIONE
 Oggetto: Nomina del Presidente del Consiglio di Amministrazione

FAVOREVOLI

Badge	Ragione Sociale	Proprio	Delega	Totale
**D	LACM WORLD EQ MEAL	0	829	829
**D	JAPAN TRUSTEE SERVICES BANK LTD	0	680.121	680.121
**D	JAPAN TRUSTEE SERVICES BANK LTD	0	18.655	18.655
**D	COHEN & STEERS GLOBAL LIST. INFR.FD	0	135.692	135.692
**D	NOVEN GLOBAL INFRASTRUCTURE FUND	0	1.625.981	1.625.981
**D	THE MASTER TRUST BANK OF JAPAN LTD	0	360.037	360.037
**D	FIRST TRUST EUROZONE ALPHADEX ETF	0	10.506	10.506
**D	THE MASTER TRUST BANK OF JAPAN LTD	0	141.178	141.178
**D	THE MASTER TRUST BANK OF JAPAN LTD	0	110.200	110.200
**D	CORNERSTONE ADVIS GLOBAL PUBLIC EQUITY F	0	27.449	27.449
**D	THE ADVISORS' INNER CIRCLE FUND CORNER STONE ADVISORS GLOBAL PUBLIC EQUITY FUND	0	4.244	4.244
**D	GLOBAL X SCIENTIFIC BETA EUROPE ETF	0	742.724	742.724
**D	THE MASTER TRUST BANK OF JAPAN LTD	0	55.542	55.542
**D	FIRST TRUST RIVERFRONT DYNAMIC EUROPE ET	0	184.641	184.641
**D	FIRST TRUST RIVERFRONT DYN DEV INT ETF	0	903.371	903.371
**D	MONDRIAN ALL COUN WORLD EX US EQ CO IN T	0	2.169.324	2.169.324
**D	SEI INSTITUTIONAL INVESTMENTS TRUST	0	1.663.588	1.663.588
**D	MONDRIAN INTERNATIONAL EQUITY FUND	0	43.187	43.187
**D	ZURICH INSURANCE COMPANY LTD	0	987.310	987.310
**D	ZURICH INVESTMENTS LIFE S P A	0	3.895.747	3.895.747
**D	BAYK A1 FONDS	0	712.000	712.000
**D	HI MRSTER VB FONDS	0	867.467	867.467
**D	BAYK G2 FONDS	0	252.514	252.514
**D	SAEV MASTERFONDS INKA	0	56.651	56.651
**D	HI ENWL DIVIDENDE PLUS FONDS	0	422.055	422.055
**D	HI MANPT FONDS	0	149.700	149.700
**D	ALLTRI INKA	0	181.789	181.789
**D	SIVE	0	1.116.000	1.116.000
**D	HL-KABL-FONDS	0	367.985	367.985
**D	DERA MASTER HAER I	0	400.000	400.000
**D	AXA EURO DIVIDEND K	0	74.944	74.944
**D	AXA EURO DIVIDEND S	0	79.317	79.317
**D	HI-AXEL SPRINGER MASTER FONDS	0	172.519	172.519
**D	UNIVERSAL-OCO	0	234.981	234.981
**D	UNIVERSAL-CAV	0	91.892	91.892
**D	BI FINANZFONDS	0	312.600	312.600
**D	VWLAKH MASTER	0	953.773	953.773
**D	BANK GUTMANN AG	0	1.050.000	1.050.000
**D	ALLIANZ GI FONDS RANW II	0	448.923	448.923
**D	ALLIANZGI FONDS APNIESA	0	19.261	19.261
**D	ALLIANZGI FONDS ABE	0	150.000	150.000
**D	NVW	0	95.199	95.199
**D	BAYK A4 FONDS	0	35.979	35.979
**D	ALLIANZGI FONDS GANO 2	0		

872

GA

LISTA ESITO DELLE VOTAZIONE
 Oggetto: Nomina del Presidente del Consiglio di Amministrazione

FAVOREVOLI

Badge	Ragione Sociale	Proprio	Delega	Totale
**D	ALLIANZGI FONDS FFD	0	9.069	9.069
**D	ALLIANZGI FONDS REINVEST	0	13.611	13.611
**D	LHCO FONDS	0	100.000	100.000
**D	ALLIANZGI FONDS WERT	0	7.200	7.200
**D	ALLIANZGI FONDS TSF	0	10.000	10.000
**D	ALLIANZGI FONDS DIN	0	20.000	20.000
**D	ALLIANZGI FONDS SCHLUCO	0	57.000	57.000
**D	ALLIANZGI FONDS DPF DILLINGER PENSIONSF0	0	147.298	147.298
**D	ALLIANZGI FONDS ALPEN	0	27.539	27.539
**D	ALLIANZGI FONDS GANC	0	5.937	5.937
**D	ALLIANZGI FONDS FIB	0	100.000	100.000
**D	ALLIANZGI FONDS AVP	0	8.940	8.940
**D	AGI FONDS GRILLFARZER	0	67.000	67.000
**D	DBI FONDS EBB	0	48.538	48.538
**D	ALLIANZGI FONDS TOB	0	45.732	45.732
**D	ALLIANZGI FONDS NICO	0	12.201	12.201
**D	ALLIANZGI FONDS MAV	0	37.610	37.610
**D	ALLIANZGI FONDS EGD	0	60.787	60.787
**D	ALLIANZGI FONDS DUNHILL	0	37.580	37.580
**D	ALLIANZGI FONDS VSBW	0	137.659	137.659
**D	ALLIANZGI FONDS SIV	0	16.991	16.991
**D	SUEWE COFONDS	0	200.000	200.000
**D	ALLIANZGI FONDS HNE	0	570.000	570.000
**D	ALLIANZGI FONDS AFE	0	488.030	488.030
**D	ALLIANZGI FONDS PFI	0	865.227	865.227
**D	ALLIANZGI FONDS PTVZ	0	921.960	921.960
**D	HFZH COFONDS	0	14.000	14.000
**D	ALLIANZGI FONDS PF2	0	500.843	500.843
**D	AIRBUS INVEST FOR LIFE AKTIENFONDS 1	0	315.868	315.868
**D	ALLIANZGI FONDS PFALCO	0	484.216	484.216
**D	ALLIANZGI FONDS SVKK	0	13.392	13.392
**D	ALLIANZGI FONDS SHL	0	9.000	9.000
**D	CBP GROWTH	0	250.201	250.201
**D	KREBSHILFE 2 FONDS	0	28.348	28.348
**D	ALLIANZGI FONDS CAESAR	0	54.957	54.957
**D	AXA EURO DIVIDEND DEVL	0	113.618	113.618
**D	KWV AKTIEN FONDS 1	0	189.260	189.260
**D	AXA EURO DIVIDEND D	0	54.000	54.000
**D	AXA EURO DIVIDEND L	0	168.000	168.000
**D	HI R MASTER FONDS	0	48.579	48.579
**D	HI NSNPT BAP FONDS	0	13.834	13.834
**D	ALLIANZGI FONDS DPWS	0	37.339	37.339
**D	MASTERFONDS HTPT	0	410.614	410.614

873

873

LISTA ESITO DELLE VOTAZIONE
 Oggetto: Nomina del Presidente del Consiglio di Amministrazione

FAVOREVOLI

Badge	Ragione Sociale	Proprio	Delega	Totale
**D	ALLIANZGI FONDS BREMEN	0	74.641	74.641
**D	MASTERFONDS BANTHUS	0	307.826	307.826
**D	HI BGHM AR MASTERFONDS	0	100.467	100.467
**D	ALLIANZGI FONDS OB PENSION	0	86.400	86.400
**D	SDK K3 FONDS	0	30.210	30.210
**D	ALLIANZGI FONDS PENCABEV PENSIONS	0	157.485	157.485
**D	BORDE-UI-FONDS	0	383.715	383.715
**D	BOERDE-UI-FONDS	0	1.167.500	1.167.500
**D	ALLIANZGI FONDS OLB PENSIONEN	0	48.771	48.771
**D	PIR EQUITY AXA ASSICURAZIONI	0	160.000	160.000
**D	ZURICH INSURANCE PLC	0	196.567	196.567
**D	ZURICH VIDA COMP DE SEGUROS Y REASEG SA	0	38.911	38.911
**D	BNP PARIBAS. FUND	0	1.116.724	1.116.724
**D	DNCA INVEST	0	5.074.930	5.074.930
**D	BPI GLOBAL INVESTMENT FUND	0	30.795	30.795
**D	GA FUND I	0	26.509	26.509
**D	ABERDEEN STANDARD SICAV I	0	173.509	173.509
**D	PICTET TR	0	3.570.485	3.570.485
**D	LA FRANCAISE LUX	0	50.306	50.306
**D	CAIXABANK GLOBAL SICAV	0	16.700	16.700
**D	CAIXABANK WEALTH SICAV	0	8.458	8.458
**D	BNP PARIBAS EASY	0	1.116.413	1.116.413
**D	UBAM	0	56.258	56.258
**D	FONDAZIONE ROMA SIF	0	192.411	192.411
**D	FAM SERIES UCITS ICAV	0	492.924	492.924
**D	AXA INSURANCE DAC	0	33.522	33.522
**D	TORTOISE CAPITAL ADVISORS	0	35.340	35.340
**D	BPSS DUBLIN/RIVER AND MERCANTI	0	40.152	40.152
**D	WITAN INVESTMENT TRUST PLC	0	486.207	486.207
**D	AMERICAN HEART ASSOCIATION, INC	0	19.142	19.142
**D	BROOKFIELD GLOBAL LISTED INFRASTRUCTURE	0	565.900	565.900
**D	BROOKFIELD REAL ASSETS INCOME FUND INC	0	665.900	665.900
**D	BROOKFIELD REAL ASSETS SECURITIES FUND	0	80.500	80.500
**D	BOSTON PARTNERS GLOBAL INVESTORS INC	0	17.461	17.461
**D	BOSTON PARTNERS GLOBAL LONG SHORT FUND	0	147.096	147.096
**D	CARILLON CLARIVEST INTERNATIONAL STOCK F	0	31.388	31.388
**D	CATHOLIC COMMUNITY FOUNDATION OF MINNESO	0	13.947	13.947
**D	DUNHAM INTERNATIONAL STOCK FUND	0	201.825	201.825
**D	GUIDEMARK WORLD EX US FUND	0	52.665	52.665
**D	NATIONWIDE RISK BASEDINTERNATIONAL EQUIT	0	38.368	38.368
**D	NAZARETH LITERARY AND BENEVOLENT INSTITU	0	102.988	102.988
**D	PRAXIS INTERNATIONAL INDEX FUND	0	125.271	125.271
**D	PUBLIC SCHOOL RETIREMENT SYSTEM OF THE C	0	19.500	19.500

276

13

LISTA ESITO DELLE VOTAZIONE

Oggetto: Nomina del Presidente del Consiglio di Amministrazione

FAVOREVOLI

Badge	Ragione Sociale	Proprio	Delega	Totale
**D	RELIANCE TRUST INSTITUTIONAL RETIREMENT	0	68.900	68.900
**D	REMAS 2016 BUSINESS HOLDINGS LP	0	17.410	17.410
**D	BRKFLD GBL RNV SUTB INFRSTR LP	0	32.200	32.200
**D	PACIFIC GLOBAL INTERNATIONALEQUITY INCOM	0	14.167	14.167
**D	WILSHIRE MUTUAL FUNDS INC - WILSHIR	0	165.802	165.802
**D	ROCKEFELLER EQUITY ALLOCATION FUND	0	242.200	242.200
**D	GLOBAL CLEAN EQUITY FUND	0	5.710	5.710
**D	HEITMAN GLOBAL PRIMES INFRASTRUCTURE SEED INVESTORS LLC	0	3.033	3.033
**D	STANDARD LIFE WEALTH INTERNATIONAL LTD	0	119.883	119.883
**D	BNPDSJ ACO SLW OFF GL EQ FD	0	82.380	82.380
**D	BNPDSJ ACO SLW OFF BRIDGE FD	0	166.052	166.052
**D	STANDARD LIFE WEALTH INTERNATIONAL	0	487.770	487.770
**D	STANDARD LIFE INVESTMENTS	0	9.273	9.273
**D	BPS JERSEY/SARASIN PARTNERS LLP	0	610.291	610.291
**D	SARASIN AND PARTNERS LLP CLIEIN	0	25.838	25.838
**D	ENHANCED INDEX INTERNATIONAL SHARE FUND	0	251.939	251.939
**D	AUSTRALIAN CATHOLIC SUPERAN RETIREM FUND	0	101.952	101.952
**D	LEGALSUPER	0	240.374	240.374
**D	MERCER UNHEDGED OVERSEAS SHARES TRUST	0	174.493	174.493
**D	MERCER UNHEDGED OVERSEAS SHARES TRUST	0	88.000	88.000
**D	AMP INTERNATIONAL EQUITY INDEX FUND HEDG	0	980.909	980.909
**D	AMP CAP UNHEDGED GL SHS MULTI MAN FUND	0	40.694	40.694
**D	IPAC SPEC INV STR INT SHARESTRATEGY NO 1	0	329.441	329.441
**D	IPAC SPEC INV STR INT SHARESTRATEGY NO 1	0	43.430	43.430
**D	IPAC SPEC INV STR INT SHARE STR NO 9	0	77.698	77.698
**D	UNISUPER	0	595.769	595.769
**D	WHOLESALE UNIT TRUST GL. INFRASTRUCTURE F	0	68.539	68.539
**D	AMP CAPITAL GLOBAL QUALITY FUND	0	33.130	33.130
**D	WHOLESALE UNIT TRU MSCI GLOB IND SHAR FU	0	46.627	46.627
**D	WHOLESALE UNIT TRUST GLOBAL SHARES F 4	0	307.517	307.517
**D	AMP CAPITAL SPEC INTERN SHARE FUND	0	320.562	320.562
**D	STRATEGIC INTERNATIONAL EQUITY FUND	0	119.047	119.047
**D	KIMI INVEST MAN WHOLESALE CORE GLOBAL FD	0	154.224	154.224
**D	WHOLESALE INTERNATIONAL CORE EQUITIES	0	30.120	30.120
**D	BPS SYDNEY/WHOLESALE UNIT TRUST GLOBAL SHARES FUND 1	0	311.540	311.540
**D	AMP LIFE INTERNATIONAL EQUITIES INDEX FUND	0	157.043	157.043
**D	BNZ WHOLESALE INTERN EQUITIES INDEX FUND	0	94.793	94.793
**D	MULTIMIX WHOLESALE INT SHARES TRUST	0	117.463	117.463
**D	BDF-FONDS E ACT. EUROP.	0	160.000	160.000
**D	FCP FIAO	0	1.181.454	1.181.454
**D	FCP LF AMLEAGUE EURO 45 128 BOULEVA	0	100.764	100.764
**D	FCPE BDF FONDS S SOLIDAIRE	0	35.491	35.491
**D	FCP BNP PARIBAS ACTIONS RENDEMENT	0	514.745	514.745

875

gk

LISTA ESITO DELLE VOTAZIONE
 Oggetto: Nomina del Presidente del Consiglio di Amministrazione

FAVOREVOLI

Badge	Ragione Sociale	Proprio	Delega	Totale
**D	CARDIF ASSURANCE VIE	0	8.106.477	8.106.477
**D	FCP CAMGESTION RENDACTIS	0	568.013	568.013
**D	FCPE HORIZON EP. ACTION	0	66.760	66.760
**D	CARDIF ASSURANCES RISQUES DIVERS	0	102.671	102.671
**D	FCP CAMGEST VALEURS EURO	0	430.076	430.076
**D	CARDIF LUX VIE	0	673.706	673.706
**D	ORANO CYCLE	0	3.800.000	3.800.000
**D	CALCIUM QUANT	0	354.629	354.629
**D	SODIUM 1	0	752.976	752.976
**D	FCP LITHIUM RENDEMENT	0	925.326	925.326
**D	MAIF INVEST RESPO EUROPE	0	414.021	414.021
**D	FCPE HARMONY	0	58.549	58.549
**D	LFP MULTI TRENDS	0	43.844	43.844
**D	LA FRANCAISE INFLECTION POINT ACTION EUR	0	318.394	318.394
**D	FCP ALBA VALEUR	0	75.000	75.000
**D	BNP EURO VALEURS DURAB	0	240.035	240.035
**D	LESAFFRE EQUILIERE RESPONS SOLIDAIR	0	93.437	93.437
**D	FCPE GPE FMC FCE DIV BNP	0	34.092	34.092
**D	FCPE FONDS BOEHRINGER	0	114.401	114.401
**D	FCPE LIMACTIF	0	79.045	79.045
**D	FCP NATIO-FONDS COLLINE 1	0	3.151.028	3.151.028
**D	AXA INDICE EURO	0	574.879	574.879
**D	AGIFI MONDE DURABLE	0	292.647	292.647
**D	AXA AA DIVERSIFIE INDICIEL 1	0	503.187	503.187
**D	MULTIPAR SOLIDAIRE DYNA SR	0	1.840.324	1.840.324
**D	FCPE MULTIPAR EQ. SOC. RES	0	747.291	747.291
**D	FCPE MULTIPAR ACTS SR	0	1.075.074	1.075.074
**D	BNP PARIBAS ACT EUR RESP	0	234.736	234.736
**D	FCP FCE INVEST EURO	0	2.661.053	2.661.053
**D	FCP FRANCE INVEST. INTER	0	885.224	885.224
**D	FCP NF COLLINES INVEST 3	0	1.896.540	1.896.540
**D	FCP ALM ACTIONS EURO	0	3.213.273	3.213.273
**D	FONDS DIVERSIFIE TEL 1 1 BOULEVARD	0	28.773	28.773
**D	FCP ALM ACT ZONE EUR ISR	0	5.550.000	5.550.000
**D	FCP AG2R LA MONDIALE ACT EUROPE ISR	0	500.000	500.000
**D	FCP CNP ACTIONS EMU UES	0	1.249.652	1.249.652
**D	FCPE SAUR EPARGNE	0	139.570	139.570
**D	FCP EPARGNE EUROPE DYNAMIQUE	0	210.132	210.132
**D	ROSENBERG EUROBL0C	0	637.821	637.821
**D	FCP SAKKARAH 4	0	159.141	159.141
**D	FCP IRCOM RETRAITE DIVERSIFIE	0	80.650	80.650
**D	LM HARMONY	0	11.376	11.376
**D	FCP KLESIA K ACTIONS EURO	0	23.549	23.549

876

EAT

LISTA ESITO DELLE VOTAZIONE
 Oggetto: Nomina del Presidente del Consiglio di Amministrazione

FAVOREVOLI

Badge	Regione Sociale	Proprio	Delega	Totale
**D	KEMPEN EUROPEAN HIGH DIVIDEND FUND N.V.	0	1.371.390	1.371.390
**D	KEMPEN CAPITAL MANAGEMENT N V	0	1.713.175	1.713.175
**D	STICHT BEDRIJFST FONDS VOOR DE MEDIA PNO	0	678.278	678.278
**D	KLESIA LP ACTIONS EURO	0	1.046	1.046
**D	BNP PARIBAS EQUITY - FOCUS ITALIA	0	156.823	156.823
**D	STICHTING AHOLD DELHAIZE PENSIOEN	0	641.034	641.034
**D	FCP KLESIA K RETRAITE EURO	0	2.050.192	2.050.192
**D	FCP IRCOM RETRAITE DIVERSIFIE	0	284.556	284.556
**D	FCP SAKKARAH 2	0	130.013	130.013
**D	LEAML INDEXALPHA	0	203.610	203.610
**D	FPE ESG PLUS	0	2.515.623	2.515.623
**D	FCP FPI ESG	0	111.576	111.576
**D	FCP FPE ESG	0	1.468.125	1.468.125
**D	FCP FPI ESG PLUS	0	1.121.751	1.121.751
**D	FONDS DE RESERVE POUR LES RETRAIT	0	2.575.035	2.575.035
**D	FONDS DE RESERVE POUR LES RETRAITES	0	1.912.998	1.912.998
**D	FCP VILLIERS ACTIONS EUROPE SYST	0	1.048.555	1.048.555
**D	FCP ERAFP ACT EURL AMUND	0	1.100.579	1.100.579
**D	JANUS HENDERSON ADAPTIVE GLOBAL ALLOCATI	0	592	592
**D	JANUS HENDERSON INTERNATIONAL MANAGED VO	0	143.555	143.555
**D	DNCA MF VALUE EUROPE	0	369.798	369.798
**D	CNP DNCA EUROPE GROWTH	0	705.981	705.981
**D	WORLD TRADE ORGANIZATION PENSION PLAN	0	76.578	76.578
**D	PICTET CH INSTITUTIONAL - EUROPEAN	0	585.689	585.689
**D	BANQUE PICTET & CIE SA	0	110.595	110.595
**D	CAPACITY FONDS INSTITUTIONEL-ACTIONS ETRANGERES FIB	0	73.500	73.500
**D	CAPACITY FONDS INSTITUTIONEL ACTIONS ETRANGERES	0	169.879	169.879
**D	TURICUM AKTIEN UND IMMOBILIENWERTSCHRIFT	0	519.457	519.457
**D	RP FONDS INSTITUTIONNEL ACTIONS MAR EMER	0	507.933	507.933
**D	MIGROS PENSIONKASSE	0	29.355	29.355
**D	RAIFFEISEN INDEX FONDS EURO STOXX 50	0	145.514	145.514
**D	SWISS LIFE LUXEMBOURG SA	0	475.720	475.720
**D	PICTET CH-GLOBAL EQUITIES	0	92.131	92.131
**D	PICTET GLOBAL SELECTION FUND - GLOB	0	62.405.479	62.405.479
**D	PICTET GLOBAL SELECTION FUND	0	3.009.135	3.009.135
**D	PICTET - MULTI ASSET GLOBAL	0	130.163	130.163
**D	QUAERO CAPITAL FUNDS (LOX)	0	364.562	364.562
**D	PICTET CLEAN ENERGY	0	5.773.381	5.773.381
**D	PICTET - GLOBAL MEGATREND SELECTION	0	5.642.023	5.642.023
**D	PICTET-EUROLAND INDEX	0	436.391	436.391
**D	PICTET-EUROPE INDEX	0	1.455.974	1.455.974
**D	WORLD EQUITY ACTIVE MOTHER FUND	0	31.718	31.718
**D	INDEX MOTHER FUND EURO AREA EQUITY	0	65.778	65.778

877

EM

LISTA ESITO DELLE VOTAZIONE
 Oggetto: Nomina del Presidente del Consiglio di Amministrazione

FAVOREVOLI

Badge	Ragione Sociale	Proprio	Delega	Totale
**D	DL INTERNATIONAL RESEARCH OPEN MOTHER FD	0	1.421.994	1.421.994
**D	GLOBAL HIGH DIVIDEND EQUITY MOTHER FUND	0	634.700	634.700
**D	SHINKO GLOBAL EQUITY INDEX MOTHER FUND	0	4.268	4.268
**D	FOREIGN STOCK INDEX MOTHER FUND ONAL DEVELOPED COUNTRIES INDEX MOTHER FUND	0	258.734	258.734
**D	DAIWA PAN EUROPEAN HIGH DIVIDEND YIELD STOCK MOTHER FUND	0	62.990	62.990
**D	GIVI GLOBAL EQUITY FUND A SERIES TRUST OF GLOBAL MULTI STRATEGY.	0	38.757	38.757
**D	DANSKE INVEST EUROPE HIGH DIVIDEND FUND	0	473.875	473.875
**D	DANSKE INVEST EUROPEAN EQUITY FUND	0	945.983	945.983
**D	AMF AKTIEFOND EUROPA C/O AMF FONDER AB	0	2.153.176	2.153.176
**D	AMF AKTIEFOND GLOBAL C/O AMF FONDER AB	0	1.372.202	1.372.202
**D	AMF BALANSFOND C/O AMF FONDER AB	0	331.405	331.405
**D	AMF AKTIEFOND VARLDEN C/O AMF FONDER AB	0	1.082.273	1.082.273
**D	KAPAN PENSIONER FORSAKRINGSFORENING	0	518.730	518.730
**D	KAPIT PENSAM INVEST PSI 10 GLOBAL AKTIER	0	1.483.158	1.483.158
**D	KAPITFORENI INSTIT INVEST GLOBALE AKTIER	0	31.015	31.015
**D	INVESTERINGSFORENINGEN BANKINVEST EUROPA SMALL CAP AKTIER KL	0	238.213	238.213
**D	VELLIV, PENSION & LIVSFORSIKRING A/S	0	511.950	511.950
**D	VERDIPAPIRFONDET EQUINOR AKSJER EUROPA	0	92.000	92.000
**D	ROBECO CAPITAL GROWTH FUND	0	106.073	106.073
**D	ASR LEVENSVERZEKERING N.V.	0	493.988	493.988
**D	STICHTING ASR BEWAARDER	0	1.910.651	1.910.651
**D	DEGROEF PETERCAM ASSET MANAGEMENT REPRESENTING ARGENTA PENSIOENS PAAR FONDS DEFENSIVE	0	48.949	48.949
**D	DEGROEF PETERCAM ASSET MANAGEMENT REPRESENTING ERGO FUND	0	2.019.300	2.019.300
**D	EQUINOR PENSJON	0	52.000	52.000
**D	EQUINOR INSURANCE A S	0	530.000	530.000
**D	MOMENTUM INVESTMENT FUNDS SICAV-SIF	0	110.000	110.000
**D	STICHTING SHELL PENSIOENFONDS	0	27.897	27.897
**D	ROBECO UMBRELLA FUND I N.V.	0	1.653.927	1.653.927
**D	FUNDACAO CALOUSTE GULBENKIAN	0	238.968	238.968
**D	ARGENTA DP	0	21.034	21.034
**D	KEMFEN INTERNATIONAL FUNDS	0	1.149.700	1.149.700
**D	BLACKROCK INSTITUTIONAL FOOLED FUNDS PLC	0	560.900	560.900
**D	KYBURG INSTITUTIONAL FUND - AKTIEN WELT	0	1.125.212	1.125.212
**D	BVK PERSONALVORSORGE DES KANTONS ZURICH	0	656.669	656.669
**D	PENSIONSKASSE SBB	0	592.698	592.698
**D	NFS LIMITED TRAFALGAR COURT ADMIRAL PARK ST. PETER PORT	0	323.124	323.124
**D	SHELL TRUST (BERMUDA) LIMITED AS TRUSTEE OF THE SHELL INTERNATIONAL PENSION FUND	0	1.046.687	1.046.687
**D	NFS LIMITED TRAFALGAR COURT ADMIRAL PARK ST. PETER PORT	0	739.355	739.355
**D	SHELL TRUST (BERMUDA) LIMITED AS TRUSTEE OF THE SHELL OVERSEAS CONTRIBUTORY PENSION FUND	0	97.795	97.795
**D	NFS LIMITED TRAFALGAR COURT ADMIRAL PARK ST. PETER PORT	0	314.603	314.603
**D	DEKA INVESTMENT GMBH RE DEKA-BASIS	0	17.500	17.500
**D	DEKA INVESTMENT GMBH RE DEKA-DIVIDEND VA	0	1.040.000	1.040.000
**D	DEKA INVEST DEKA EURO STOXX 50 - UCITS	0	2.629.188	2.629.188

878

878

LISTA ESITO DELLE VOTAZIONE
 Oggetto: Nomina del Presidente del Consiglio di Amministrazione

FAVOREVOLI

Badge	Regione Sociale	Proprio	Delega	Totale
**D	DEKA INVESTMENT GMBH	0	132.282	132.282
**D	DEKA INVEST GMBH RE DEKA-BAY-FONDS	0	188.148	188.148
**D	DEKA INVEST. RE DEKA-DIVIDENDISCOUNT	0	182.800	182.800
**D	DEKA INVESTMENT GMBH RE DEKASPEZIAL	0	170.000	170.000
**D	DEKA INVESTMENT GMBH RE NASPA-AKTIE	0	4.114.044	4.114.044
**D	DEKA INVESTMENT GMBH RE DEKA	0	1.407.000	1.407.000
**D	DEKA INVESTMENT GMBH RE PKBMF	0	48.350	48.350
**D	DEKA INVEST RE DEKA-EUROLAND BALANCE	0	2.024.050	2.024.050
**D	DEKA INVEST GMBH RE BALANCE DYNAMISCH	0	31.685	31.685
**D	DEKA INVESTMENT GMBH RE DEKA-BR 75	0	53.493	53.493
**D	DEKA INVEST GMBH RE DEKA-BR 85	0	243.443	243.443
**D	DEKA INVESTMENT GMBH RE DEKA-BR 100	0	960.000	960.000
**D	DEKA INVESTMENT GMBH RE DEKAFUTUR-CHANCE	0	120.010	120.010
**D	DEKA INVEST RE/DEKAFUTUR-WACHSTUM	0	49.700	49.700
**D	DEKA INVEST RE/DEKAFUTUR-ERTRAG	0	6.860	6.860
**D	DEKA INVEST GMBH RE DEKA-NACHH KOM	0	270.428	270.428
**D	DEKA INVESTMENT GMBH RE DEKA-BR 35	0	143.759	143.759
**D	DEKA INVESTMENT GMBH RE DEKA-BR 55	0	24.198	24.198
**D	DEKA INVEST GMBH RE SIGMA PLUS BALANCED	0	17.329	17.329
**D	DEKA INVEST RE SIGMA PLUS KONSERVATIV	0	19.093	19.093
**D	DEKA INVEST GMBH RE DEKA MEGATRENDS	0	290.000	290.000
**D	DEKA INV GMBH RE DEKA EUROPA AKTEN STRATE	0	140.000	140.000
**D	DEKA INVEST GMBH RE NUILL-FONDS	0	8.000	8.000
**D	DEKA INV GMBH R DEK MSCI WORLD UCITS ETF	0	13.579	13.579
**D	DEKA INVEST.GMBH RE BEROLINARENT DEKA	0	29.520	29.520
**D	DEKA INVEST DIVIDENDENSTRATEGIE	0	11.500.000	11.500.000
**D	DEKA INVEST GMBH RE DEKA-PB DEFENSIV	0	14.914	14.914
**D	DEKA INVESTGMBH RE MSCI EUROPE LC UCITS	0	43.504	43.504
**D	DEKA INV. GMBH DEKA MSCI EUROPE UCITS ET	0	404.971	404.971
**D	DEKA INV. GMBH RE DEKA ST.EUR.50 UCI ETF	0	64.307	64.307
**D	H.E.S.T. AUSTRALIA LIMITED	0	423.791	423.791
**D	MINE SUPERANNUATION FUND	0	378.651	378.651
**D	LGIA SUPER TRUSTEE AS TRUSTEE FOR LGIA	0	411.351	411.351
**D	VANGUARD INTERNATIONAL SHARE INDEX FUND	0	215.960	215.960
**D	VANGUARD INTERNATIONAL SHARE INDEX FUND	0	2.450.143	2.450.143
**D	CONSTRUCTION AND BUILDING UNIONS SUPER F	0	707.670	707.670
**D	AUSTRALIANSUPER	0	12.061	12.061
**D	SAS TRUSTEE CORPORATION POOLED FUND	0	402.840	402.840
**D	NEW YORK STATE COMMON RETIREMENT FUND	0	7.379.754	7.379.754
**D	UBS ASSET MANAGEMENT LIFE LTD	0	4.072.560	4.072.560
**D	LUCRF PTY LTD FOR THE LABOUR UNION CO-OPERATIVE RETIREMENT FUND	0	41.206	41.206
**D	OPTIMIX WHOLESAL GLOBAL SHARE TRUST	0	207.400	207.400
**D	BANCO CENTRAL DE TIMOR-LESTE (BCTL)	0	616.133	616.133

EP

2020

LISTA ESITO DELLE VOTAZIONE
 Oggetto: Nomina del Presidente del Consiglio di Amministrazione

FAVOREVOLI

Badge	Ragione Sociale	Proprio	Delega	Totale
**D	CONNECTICUT GENERAL LIFE INSURANCE COMPANY	0	99.518	99.518
**D	STANDARD CHARTERED BANK HONG KONG RETIRE	0	22.246	22.246
**D	JPMORGAN CHASE BANK - PB - CANADA P	0	17.495	17.495
**D	JPMORGAN CHASE BANK - PB - UNITED STATES CORPORATIONS	0	18.355	18.355
**D	FOREIGN SECURITIES TRUST #1	0	1.106.048	1.106.048
**D	JPMORGAN CHASE BANK - PB - US FOUNDATION	0	16.037	16.037
**D	JPMORGAN CHASE BANK - PB - UNITED STATES PARTNERSHIP	0	155.087	155.087
**D	JPMORGAN CHASE BANK - PB - US TAX EX ENT	0	13.648	13.648
**D	JPMORGAN CHASE BANK - PB - UNITED STATES TRUSTS	0	15.985	15.985
**D	JPMORGAN CHASE BANK - PB - UNITED STATES TRUSTS - CRA TREATY	0	76.829	76.829
**D	JPMORGAN CHASE BANK - PB - UNITED STATES INDIVIDUALS	0	13.728	13.728
**D	JPMORGAN CHASE BANK - PB - UNITED STATES CORPORATIONS	0	266.444	266.444
**D	COMMINGLED PENSION TRUST FUND (INTERNATIONAL ADVANTAGE) OF JPMORGAN CHASE BANK	0	1.717.344	1.717.344
**D	ROCKEFELLER & CO., INC	0	563.611	563.611
**D	BANCO CENTRAL DE TIMOR-LESTE (BCTTL)	0	49.989	49.989
**D	TELSTRA SUPERANNUATION SCHEME	0	13.137	13.137
**D	JEFFREY LLC	0	6.321.550	6.321.550
**D	CTIVE - LAZARD INTERNATIONAL EQUITY ADVANTAGE FUND	0	104.065	104.065
**D	JPMORGAN GLOBAL MACRO OPPORTUNITIES FUND	0	555.754	555.754
**D	COMING PENS TR FU EU DYN HED EQ O JPM N	0	28.648	28.648
**D	JPMORGAN CHASE BANK - PB - CANADA P	0	39.652	39.652
**D	CAPCO TRUST JERSEY LIMITED AS TRUSTEE OF	0	57.254	57.254
**D	BANK OF MAURITIUS	0	24.932	24.932
**D	ANZ WHOLESALE INTERN.SHARE NO. 1 FUND	0	12.612	12.612
**D	BRUNEL SHELL RETIREMENT BENEFIT FUND	0	31.499	31.499
**D	CGMPV, LLC	0	16.683	16.683
**D	JPMORGAN GLOBAL CORE REAL ASSETS LIMITED	0	90.533	90.533
**D	TCORPIM INTERNATIONAL SHARE (UNHEDGED) F	0	126.400	126.400
**D	ANZ PRIVATE GLOBAL EQUITIES TRUST	0	1.150.334	1.150.334
**D	THE BOEING COMPANY EMPLOYEE RETIREMENT P	0	805.510	805.510
**D	THE BOEING COMPANY EMPLOYEE RETIREMENT P	0	112.743	112.743
**D	DEKA INVEST GMBH RE A-VSA-FONDS	0	20.389	20.389
**D	BLACKROCK INTERNATIONAL ALPHA TILTS FUND	0	33.668	33.668
**D	ISHARES ALLCOUNTRY EQUITY INDEX FUND	0	1.057.899	1.057.899
**D	JPMORGAN SAR EUROPEAN FUND 50/F	0	327.981	327.981
**D	CAPITAL GROUP GLOBAL EQUITY FUND	0	137.193	137.193
**D	BLACKROCK FISION INDEXED INFL EQUITY FD	0	6.220	6.220
**D	CHINA LIFE INSURANCE (GROUP) COMPANY	0	126.000	126.000
**D	SUPERANNUATION FUNDS MANAGEMENT COR	0	667.619	667.619
**D	ADVANCE INTERNATIONAL SHARE INDEX FUND	0	908.600	908.600
**D	ANZ WHOLESALE INTERNATIONAL SHARE NO. 3 FU	0	667.905	667.905
**D	ONEPATH GLOB SHARES LARGE CAP UNHED IN P	0	93.900	93.900
**D	CHINA LIFE INSURANCE COMPANY LIMITED	0	862.082	862.082
**D	ACCIDENT COMPENSATION CORPORATION	0		

GM

880

LISTA ESITO DELLE VOTAZIONE
 Oggetto: Nomina del Presidente del Consiglio di Amministrazione

FAVOREVOLI

Badge	Ragione Sociale	Proprio	Delega	Totale
**D	TELSTRA SUPERANNUATION SCHEME	0	644.992	644.992
**D	IBM PERSONAL PENSION PLAN TRUST	0	420.984	420.984
**D	MTEJ DAIDO LIFE FOREIGN EQUITY MOTHER FD	0	32.533	32.533
**D	ISHARES WHOLESAL SCREENED INT EQ IND F	0	52.625	52.625
**D	SUPERANNUATION FUNDS MANAGEMENT CORPORAT	0	61.001	61.001
**D	SUPERANNUATION FUNDS MANAGEMENT CORP	0	13.231	13.231
**D	TCORPIM INTERNATIONAL SHARE (UNHEDEDGED) F	0	386.086	386.086
**D	WSP INTERNATIONAL EQUITIES TRUST	0	362.672	362.672
**D	BT WHOLESAL MULTI MANAG INTL SHARE FUND	0	95.831	95.831
**D	CAPITAL GROUP EMPLOYEE BENEFIT INV.TRUST	0	11.692.424	11.692.424
**D	KOORWIN BANK ACTING AS TRUSTEE OF KIM PRIVATE NOBLE CLASS GLOBAL EQUITY MASTER INVESTMENT TRUST	0	18.971	18.971
**D	JP MORGAN CHASE RETIREMENT PLAN	0	230.801	230.801
**D	QANTAS SUPERANN. LTD ATF QANTAS SUP.PLAN	0	464.025	464.025
**D	ISHARES WHOLESAL INTERN EQ INDEX FUND	0	546.460	546.460
**D	DEKA INV GMBH RE DONAU-LOR-FUNDMASTER	0	129.943	129.943
**D	SUPER FUNDS MANAG CORP SOUTH AUSTRALIA	0	1.071.069	1.071.069
**D	JPMORGAN LIFE LIMITED	0	12.546	12.546
**D	IBM PERSONAL PENSION PLAN TRUST	0	56.611	56.611
**D	JPMORGAN FUND III ICVC-JPM DIVERSIFIED GROWTH FUND	0	10.951	10.951
**D	UBS FTSE RAFI DEVELOPED 1000 INDEX FUND	0	63.484	63.484
**D	JPMORGAN MULTI ASSET TRUST PLC	0	165.452	165.452
**D	RETIREMENT INCOME PLAN OF SAUDI ARABIAN OIL COMPANY	0	112.605	112.605
**D	NVIT INTERNATIONAL INDEX FUND	0	1.144.251	1.144.251
**D	FLEXSHAR.MORN.DEV.MARK.EX-US FAC.TILT IN	0	272.321	272.321
**D	SBC MASTER PENSION TRUST 208	0	194.331	194.331
**D	T ROME PRICE INTERNATIONAL EQUITY INDEX	0	568.905	568.905
**D	INTERNATIONAL GROWTH AND INCOME FUND	0	44.202.645	44.202.645
**D	EQ ADVISORS TRUST EQ-GLOBAL EQUITY MANAG	0	322.812	322.812
**D	EQ ADV. TRUST AXA INTL.CORE MANAGED VOLA	0	411.344	411.344
**D	REYNOLDS AMERICAN DEFINED BENEFIT MASTER	0	161.566	161.566
**D	SOUTHERN COMPANY SYSTEM MASTER RETIREMEN	0	1.577.883	1.577.883
**D	MINISTRY OF ECONOMY AND FINANCE	0	85.193	85.193
**D	MINISTRY OF ECONOMY AND FINANCE	0	86.468	86.468
**D	MINISTRY OF ECONOMY AND FINANCE	0	642.167	642.167
**D	NEW WORLD FUND INC	0	8.394.776	8.394.776
**D	MINISTRY OF ECONOMY AND FINANCE	0	437.925	437.925
**D	MINISTRY OF ECONOMY AND FINANCE	0	40.611.209	40.611.209
**D	NEW-PERSPECTIVE FUND	0	104.040.486	104.040.486
**D	EUROPACIFIC GROWTH FUND	0	76.355.397	76.355.397
**D	AMERICAN BALANCED FUND	0	60.965.188	60.965.188
**D	CAPITAL INCOME BUILDER INC	0	667.601	667.601
**D	EQ ADVISORS TRUST-AXA INTL.VALUE MANAGED	0	196.520.535	196.520.535
**D	THE INCOME FUND OF AMERICA	0	118.070.795	118.070.795
**D	CAPITAL WORLD GROWTH & INCOME FUND INC	0		

LISTA ESITO DELLE VOTAZIONE
 Oggetto: Nomina del Presidente del Consiglio di Amministrazione

FAVOREVOLI

Badge	Ragione Sociale	Proprio	Delega	Totale
**D	FLEXSHARES STOXX GLOBAL BROAD INFRASTRUC	0	6.005.846	6.005.846
**D	FLEXSHARES STOXX GLOBAL ESG IMPACT INDEX	0	16.739	16.739
**D	SBC MASTER PENSION TRUST	0	319.913	319.913
**D	MINISTRY OF ECONOMY AND FINANCE	0	4.285.087	4.285.087
**D	ABU DHABI RETIREMENT PENSIONS AND BENEFIT	0	168.909	168.909
**D	ASPIRANT RISK MANAGED GLOBAL EQUITY FUN	0	53.211	53.211
**D	EQ ADVISORS TRUST - EQ/INTERNATIONAL MAN	0	1.156.238	1.156.238
**D	EQ ADVISORS TRUST - ACM INTERNATIONAL MA	0	838.742	838.742
**D	FLEXSHARES INTERNATIONAL QUALITY DIVIDEND DEFENSIVE INDEX FUND	0	68.192	68.192
**D	JNY/MELLON CAPITAL INTNAL INDEX FUND	0	932.702	932.702
**D	GOLDMAN SACHS TRUST - GOLDMAN SACHS ABSOLUTE RETURN TRACKER FUND	0	38.400	38.400
**D	GOLDMAN SACHS TRUST- GOLDMAN SACHS INTER	0	268.562	268.562
**D	PUBLIC EMPLOYEES RETIREMENT SYSTEM OF OHIO	0	5.202.128	5.202.128
**D	MTB GOVERNMENT PENSION INVESTMENT FUND 4	0	29.834.073	29.834.073
**D	THE MASTER TRUST BANK OF JAPAN LTD	0	9.362.051	9.362.051
**D	JPMORGAN FUND ICVC - JPM GLOBAL EQUITY I	0	113.520	113.520
**D	JPMORGAN FUND ICVC - JPM EUROPE FUND	0	325.704	325.704
**D	JPM EUROPE DYNAMIC (EX UK) FUND	0	1.609.200	1.609.200
**D	JPMORGAN FUND ICVC - JPM GLOBAL CONSUMER	0	3.274.548	3.274.548
**D	JPMORGAN LIFE LIMITED	0	241.483	241.483
**D	JPM FUND ICVC-JPM MULTI-ASSET INCOME FD	0	78.062	78.062
**D	JPMORGAN FUND ICVC - JPM EUROPE FUND	0	70.670	70.670
**D	SHELL PENSIONS TRUST LIMITED AS TRU	0	1.038.395	1.038.395
**D	HAMPSHIRE COUNTY COUNCIL PENSION FUND	0	199.717	199.717
**D	JOHN LEWIS PARTNERSHIP TRUST FOR PENSION	0	1.170.202	1.170.202
**D	NATIONAL FARMERS UNION MUTUAL INSURANCE	0	237.171	237.171
**D	TEL PENSION FUND	0	1.546.579	1.546.579
**D	STICHTING PENSIOENFONDS MEDISCH SPECIALI	0	88.320	88.320
**D	THE BARCLAYS BANK UK RETIREMENT FUND	0	66.144	66.144
**D	THE MASTER TRUST BANK OF JAPAN, LTD. AS TRUSTEE FOR MUTB400045792	0	4.853.457	4.853.457
**D	VANGUARD TOTAL INTERNATIONAL STOCK INDEX	0	135.366.654	135.366.654
**D	VANGUARD FID COMPANY EUROPEAN STOCK INDE	0	382.960	382.960
**D	PRUDENTIAL LEGACY INSURANCE COMPANY NJ	0	429.892	429.892
**D	MTB FOR GOVERNMENT PENSION FD45828	0	4.348.059	4.348.059
**D	THE MASTER TRUST BANK OF JAPAN LTD	0	16.046.071	16.046.071
**D	HONG KONG EXPORT CREDIT INSURANCE CORP	0	8.564	8.564
**D	GOVERNMENT SUPERANNUATION FUND	0	312.372	312.372
**D	STATE OF CALI SAV PLUS PROG MASTER TRUST	0	8.852	8.852
**D	DEKA INTERNATIONAL S.A. RE HASPA MU	0	16.200	16.200
**D	INTERNATIONAL FUND MANAGEMENT S.A. RE STRATEGIECONCEPT VM BC	0	37.700	37.700
**D	DEKA VERMOGENSMANAGEMENT GMEH RE KEPPLER	0	112.850	112.850
**D	DEKA INVEST MBH VITUS FIRST VALUE FONDS	0	430.000	430.000
**D	DEKA INVEST RE DEKA TRUST BALANCED-FONDS	0	206.464	206.464

87

882

LISTA ESITO DELLE VOTAZIONE

Oggetto: Nomina del Presidente del Consiglio di Amministrazione

FAVOREVOLI

Badge	Ragione Sociale	Proprio	Delega	Totale
**D	DEKA A-DIM-WETZLAR-BELANCED-FONDS	0	27.900	27.900
**D	DEKA A-DIM-WETZLAR-FONDS	0	36.096	36.096
**D	DEKA INVESTMENT GMBH RE AUM-FONDS	0	28.135	28.135
**D	DEKA INVEST GMBH RE DEKA MULT ASS TOT RE	0	9.137	9.137
**D	DEKA A-DOR-FONDS	0	131.979	131.979
**D	DEKA INVEST RE INTER-ESSEN-FONDS	0	22.017	22.017
**D	DEKA INVEST GMBH RE DOHAMUN-FONDS DER IHK ZU DORTMUND	0	1.807	1.807
**D	DEKA INVEST GMBH MULDENTAL FONDS	0	66.000	66.000
**D	DEKA INVESTMENT GMBH RE PENSIONS FONDS MA	0	22.279	22.279
**D	DEKA INVESTMENT GMBH RE BF MASTERFONDS	0	73.219	73.219
**D	DEKA A-BAD HERSFELD-FONDS	0	56.000	56.000
**D	DEKA INVESTMENT GMBH RE A-ABAL 91-FONDS	0	21.614	21.614
**D	DEKA INVESTMENT GMBH RE WI AKTIEN	0	63.718	63.718
**D	DEKA INV. GMBH RE ROLAND MASTERFONDS	0	68.405	68.405
**D	DEKA INV. A-BGL-FONDS	0	40.273	40.273
**D	DEKA INVESTMENT GMBH RE MV-FONDS	0	108.000	108.000
**D	DEKA INVESTMENT GMBH RE TEG FONDS	0	74.000	74.000
**D	INTERNATIONALE KAPITALSANLAGEGESELLSCHAFT	0	120.000	120.000
**D	DEKA INVE GMBH RE DEKA-PRIVATVORSORGE AS	0	250.000	250.000
**D	DEKA INVEST GMBH RE CHRISTOPHORUS FD	0	3.296	3.296
**D	DEKA INVEST GMBH RE AGR DENA	0	23.900	23.900
**D	DEKA INVESTMENT GMBH RE STADTRAHN-FONDS	0	6.302	6.302
**D	DEKA INVESTMENT GMBH RE DEKA-KSG-FONDS	0	31.564	31.564
**D	DEKA INVEST MAULBRONN-STROMBERG-FONDS	0	32.500	32.500
**D	DEKA INVEST REGIONALE-WUPPERTAL-FONDS	0	2.919	2.919
**D	DEKA INVEST GMBH RE DEKA-SBO-FONDS	0	9.616	9.616
**D	DEKA INVEST GMBH RE BODENSEE-FONDS	0	5.000	5.000
**D	DEKA INVESTMENT GMBH RE DEKA-BR 20	0	2.078	2.078
**D	DEKA INVESTMENT GMBH RE VER 03-FONDS	0	16.802	16.802
**D	DEKA INVEST RE KOMMUNAL-TUT-BALANCED -FO	0	34.500	34.500
**D	DEKA INVESTMENT GMBH RE A-AMISIA-FONDS	0	90.000	90.000
**D	DEKA INVESTMENT GMBH RE A-ASD-FONDS	0	39.300	39.300
**D	DEKA INVESTMENT GMBH RE A-KSK FULLDA-FOND	0	64.100	64.100
**D	DEKA INVEST. A-NORDHAUSEN 2-FONDS	0	200.188	200.188
**D	DEKA INVEST.GMBH RE HUPPERTZ GLOBAL	0	2.248	2.248
**D	DEKA INVESTMENT GMBH RE A WITRING LCR F	0	8.150	8.150
**D	DEKA INVESTMENT GMBH RE S BROKER 1 FONDS	0	12.000	12.000
**D	DEKA INVESTMENT GMBH RE A-SKGO-FONDS	0	8.500	8.500
**D	DEKA INVESTMENT GMBH RE LANDSBERG-FONDS	0	62.600	62.600
**D	DEKA INVESTMENT GMBH RE PRHL 1-FONDS	0	20.000	20.000
**D	DEKA INVESTME GMBH RE CHRONOS FUNDMASTER	0	110.000	110.000
**D	DEKA INVESTMENT GMBH RE WI DISCOUNT	0	1.155.000	1.155.000
**D	DEKA INVESTM GMBH RE A-HECKER-FONDS I	0	163.000	163.000

EPA

883

LISTA ESITO DELLE VOTAZIONE
 Oggetto: Nomina del Presidente del Consiglio di Amministrazione

FAVOREVOLI

Badge	Regione Sociale	Proprio	Delega	Totale
**D	SURELIA FONDS	0	682.452	682.452
**D	BMW AG	0	94.987	94.987
**D	EPS	0	149.711	149.711
**D	OB 2	0	259.332	259.332
**D	VG V POOLFONDS PAL	0	425.253	425.253
**D	DEKA VALUE PLUS	0	576.820	576.820
**D	ALLIANZGI-FONDS DSPT	0	446.141	446.141
**D	RAGS-FUNDMASTER	0	136.061	136.061
**D	VG V POOLFONDS VOL AG I	0	318.493	318.493
**D	ARTEMIS INSTITUTIONAL GLOBAL CAPITAL FUN	0	118.037	118.037
**D	THE MASTER TRUST BANK OF JAPAN LTD	0	4.538.628	4.538.628
**D	UI-E	0	212.510	212.510
**D	NATIONAL PENSION INSURANCE FUND	0	129.639	129.639
**D	NATIONWIDE BAILLARD INTERNATIONAL EQUIT F	0	150.000	150.000
**D	NATIONWIDE INTERNATIONAL INDEX FUND	0	727.837	727.837
**D	NATIONWIDE INTERNATIONAL INVESTMENT TRUST PLC	0	737.308	737.308
**D	JPMORGAN EUROPEAN INVESTMENT TRUST PLC	0	63.000	63.000
**D	INTERNATIONAL FUND MANGEMENT S.A. RE GLO	0	427.000	427.000
**D	INTERNATIONAL FUND MANGEMENT S.A. RE IFM	0	3.500.000	3.500.000
**D	INTERNATIONAL FUND MANGEMENT S.A. RE IF	0	146.208	146.208
**D	DEKA INTERNATIONAL S.A. RE DEKA-EUROPAVA	0	1.765.037	1.765.037
**D	DEKA INEL S.A GLOBALE AKTIEN LOWRISK	0	700.000	700.000
**D	DEKA INTERNATIONAL S.A RE DEKALUX-EUROPA	0	2.291.783	2.291.783
**D	DEKA INTERNATIONAL S.A. RE DEKAMULTI ASSET ERTRAG	0	23.535	23.535
**D	INTERNATIONAL FUND MANGEMENT S.A.	0	272.179	272.179
**D	DEKA INTERNATIONAL S.A RE DEKA-EURO PAGARANT	0	10.720	10.720
**D	EQ ADVISORS TRUST - 1290 VT SMARTBETA EQ	0	2.863.996	2.863.996
**D	JNL/BLACKROCK GLOBAL ALLOCATION FUND	0	13.446	13.446
**D	JNL BLACKROCK ADVANTAGE INTERNATIONAL FU	0	75.362	75.362
**D	EQ ADVISORS TR EQ TEMPLE GLOB EQ M VO P	0	94.702	94.702
**D	BOILERMAKERS NATIONAL ANNUITY TRUST	0	8.823	8.823
**D	T. ROME PRICE GLOBAL EQUITY FUND	0	540.339	540.339
**D	VANTAGETRUST III MAST COLLECT INVE FU TR	0	4.933	4.933
**D	THE MASTER TRUST BANK OF JAPAN LTD	0	99.418	99.418
**D	BBF INKA	0	75.110	75.110
**D	THE NATIONAL FARMERS UNION MUTUAL INS LINK PEN	0	605.155	605.155
**D	THE MASTER TRUST BANK OF JAPAN LTD	0	282.161	282.161
**D	THE MASTER TRUST BANK OF JAPAN LTD	0	1.448.790	1.448.790
**D	BUREAU OF LABOR FUNDS- LABOR PENSION FUND	0	903.577	903.577
**D	BUREAU OF LABOR FUNDS- LABOR PENSION FUND	0	157.648	157.648
**D	BUREAU OF LABOR FUNDS- LABOR RETI FUND	0	92.701	92.701
**D	BUREAU OF LABOR FUNDS- LABOR RETI FUND	0	80.014	80.014
**D	BUREAU OF LABOR FUNDS- LABOR INSURANCE FU	0	18.638	18.638
**D	BUREAU OF LABOR FUNDS - LABOR RETIREMENT FUND	0		

B

884

LISTA ESITO DELLE VOTAZIONE
 Oggetto: Nomina del Presidente del Consiglio di Amministrazione

FAVOREVOLI

Badge	Ragione Sociale	Proprio	Delega	Totale
**D	BUREAU OF LABOR FUNDS- LABOR PENSION FUND	0	58.713	58.713
**D	BUREAU OF LABOR FUNDS-LABOR INSURANCE FU	0	23.375	23.375
**D	BUREAU OF LABOR FUNDS-COMMON RETIREMENT FUND	0	5.197.739	5.197.739
**D	NEW YORK STATE COMMON RETIREMENT FU	0	4.417.278	4.417.278
**D	NEW YORK STATE COMMON RETIREMENT FU	0	342.833	342.833
**D	MISSOURI EDUCATION PENSION TRUST	0	455.278	455.278
**D	STATE OF WYOMING	0	2.197.126	2.197.126
**D	ARTEMIS GLOBAL EQUITY INCOME FUND	0	1.104.400	1.104.400
**D	ARTEMIS EUROPEAN GROWTH FUND	0	23.730	23.730
**D	AXA ROSENBERG EUROPEAN FUND	0	53.190	53.190
**D	AXA ROSENBERG FOR ARAB ECONOMIC DEVELOPMEN	0	1.444.940	1.444.940
**D	KUWAIT FUND FOR ARAB ECONOMIC DEVELOPMEN	0	103.512	103.512
**D	BLACKROCK MULTI-ASSET INC.PORTE.OF BLACK	0	137.132	137.132
**D	BLACKROCK INTERNATIONAL INDEX V.I.FUND OF BLACKROCK VARIABLE SERIES FUNDS INC.	0	5.913	5.913
**D	THE MASTER TRUST BANK OF JAPAN LTD	0	3.597.991	3.597.991
**D	THE MASTER TRUST BANK OF JAPAN LTD	0	16.183.903	16.183.903
**D	THE MASTER TRUST BANK OF JAPAN LTD	0	58.770.455	58.770.455
**D	BLACKROCK INSTITUTIONAL TRUST COMPA	0	1.960.964	1.960.964
**D	BLACKR INS T COMP NA INV F FOR EMP BEN T	0	0	0
**D	BLACKROCK MSCI EAFE EQUITY INDEX NON-LENDABLE FUND	0	0	0
**D	BLACKROCK MSCI EAFE EQUITY INDEX NON-LENDABLE FUND	61.695	0	61.695
**D	TRUST AND CUSTODY SERVICES BANK, LTD. AS TRUSTEE FOR MHTB AS TRUSTEE FOR MHAM INTERNATIONAL EQUITY INDEX MOTHER FUND	0	693.341	693.341
**D	TRUST AND CUSTODY SERVICES BANK LIMITED	0	3.644.797	3.644.797
**D	VFTC INST TOTAL INT STOCK MARKET IND TRU	0	5.530.259	5.530.259
**D	WASHINGTON STATE INVESTMENT BOARD	0	6.670	6.670
**D	BLACKROCK MSCI EMU IMI INDEX ED B (EMUIM	0	1.039.964	1.039.964
**D	MSCI WORLD EQUITY ESG SCREENED INDE	0	6.728.595	6.728.595
**D	MSCI EUROPE EQUITY INDEX FUND B (EU	0	489.235	489.235
**D	MSCI ACWI EX-U.S. IMI INDEX FUND B2	0	8.835	8.835
**D	MSCI EUROPE EQUITY ESG SCREENED INDEX-FUND B	0	517.658	517.658
**D	EUROPE EQUITY INDEX ESG SCREENED FU	0	46.687	46.687
**D	EUROPE EX-UK ALPHA TILTS ESG SCREEN	0	193.432	193.432
**D	INTERNATIONAL ALPHA TILTS FUND B (I	0	38.819	38.819
**D	GLOBAL EX US ALPHA TILTS FUND B	0	890.992	890.992
**D	JPMORGAN GLOBAL RESEARCH ENHANCED IND FU	0	539.940	539.940
**D	JPMORGAN GLOBAL ALLOCATION FUND	0	1.413.470	1.413.470
**D	JPMORGAN EUROPE DYNAMIC FUND	0	2.088.367	2.088.367
**D	JPMORGAN INCOME BUILDER FUND	0	25.889	25.889
**D	JPMORGAN DIVERSIFIED RETURN GLOB EQ ETF	0	12.172	12.172
**D	JPMORGAN INSURANCE TRUST GLOBAL ALLOC FO	0	14.000	14.000
**D	JPMORGAN INSURANCE TRUST INCOME BUILD FO	0	7.631	7.631
**D	JPMORGAN DIVERSIFIED RETURN EUROPE EQUITY EFF	0	103.113	103.113
**D	JPMORGAN DIVERSIF RETURN INTERNAT EQ EFF	0	566.410	566.410
**D	JPMORGAN INTERNATIONAL ADVANTAGE FUND	0	8.450.245	8.450.245
**D	JPMORGAN INTERNAT. RESEARCH ENHANCED EQUI	0	0	0

EM

085

LISTA ESITO DELLE VOTAZIONE
 Oggetto: Nomina del Presidente del Consiglio di Amministrazione

FAVOREVOLI

Badge	Ragione Sociale	Proprio	Delega	Totale
**D	JPMORGAN MACRO OPPORTUNITIES FUND	0	28.814	28.814
**D	JPMORGAN BETABUILDERS INTERNATIONAL	0	25.505	25.505
**D	JPMORGAN BETABUILDERS EUROPE ETE	0	2.321.720	2.321.720
**D	THRIFT SAVINGS PLAN	0	28.239.959	28.239.959
**D	CDN MSCI EAFE MINIMUM VOLATILITY INDEX F	0	11.464	11.464
**D	BLACKROCK CDN MSCI EAFE EQUITY INDEX FUN	0	3.628.989	3.628.989
**D	BLACKROCK CDN MSCI EAFE INDEX PLUS FUND	0	63.073	63.073
**D	BLACKROCK CDN WORLD INDEX FUND	0	420.667	420.667
**D	STICHTING PENSIOENFONDS VOOR HUISARTSEN	0	269.468	269.468
**D	JPMORGAN FUND ICVC - JPM GLOBAL RESEARCH ENHANCED INDEX EQUITY FUND	0	82.117	82.117
**D	JPMORGAN INTERNATIONAL HEDGED EQUITY FUN	0	102.001	102.001
**D	COMMINGLED PENSION TR FUN INT OPPORTUNIT	0	2.350.905	2.350.905
**D	JPMORGAN DIVERSIFIED FUND	0	70.626	70.626
**D	COLUMBIA GLOBAL INFRASTRUCTURE FUND	0	806.744	806.744
**D	STATE FARM INSURANCE CO EMPLOYEE RETIREM	0	1.698.117	1.698.117
**D	COLUMBIA CAPITAL ALLOCATION AGGRESSIVE P	0	4.214	4.214
**D	COLUMBIA CAPITAL ALLOCATION CONSERVAT PO	0	1.036	1.036
**D	COLUMBIA CAPITAL ALLOCATION MODERATE FOR	0	5.100	5.100
**D	COLUMBIA CAPITAL ALLOCAT MODER CONSER PO	0	3.557	3.557
**D	1290 FUNDS - 1290 SMARTBETA EQUITY FUND	0	1.582	1.582
**D	AQR FUNDS - AQR INTERNATIONAL MULTI STYL	0	12.000	12.000
**D	DELTA MASTER TRUST	0	1.076.422	1.076.422
**D	JPMORGAN ACCESS BALANCED FUND	0	22.225	22.225
**D	JPMORGAN ACCESS GROWTH FUND	0	26.882	26.882
**D	PROVEDA GLOBAL EQUITY, LP	0	3.936	3.936
**D	MULTI-MANAGER INTERNATIONAL EQUITY STRATEGIES FUND	0	843.273	843.273
**D	EQ ADVISORS TRUST - EQ/WELLINGTON E	0	79.265	79.265
**D	U S STEEL CORPO REPRES RETIREES BENEF TR	0	11.658	11.658
**D	COMMINGLED PENSION TRUST FUND (GLOBAL OP	0	769.268	769.268
**D	FREDERICK S. UFTON FOUNDATION CAPITAL GU	0	25.030	25.030
**D	STATE OF NEW MEXICO STATE INVEST COUNCIL	0	2.129.343	2.129.343
**D	COMMINGLED PENSION TRUST FUND (INTREPID INTERNATIONAL) OF JPMORGAN CHASE BANK	0	3.340.088	3.340.088
**D	KATHERINE C. MOORE CHARITABLE LEAD ANNUITY TRUST II	0	14.425	14.425
**D	INVESCO OPENHEIMER GLOBAL MULTI-AS	0	23.714	23.714
**D	NEW YORK LIFE INSURANCE AND ANNUITY CO	0	30.104	30.104
**D	MULTI-MANAGER DIRECTIONAL ALTERNATIVE STRATEGIES FUND	0	50.766	50.766
**D	CAPITAL GUARDIAN GLOBAL EQUITY FUND	0	510.459	510.459
**D	CAPITAL GROUP INTERNATIONAL EQUITY	0	2.620.227	2.620.227
**D	JPMORGAN INTERNATIONAL EQUITY PLUS FUND	0	26.887	26.887
**D	RETIREMENT PLAN FOR EMPLOYEES OF AETNA INC	0	275.266	275.266
**D	DUKE ENERGY RETIREMENT SAVINGS PLAN	0	463.700	463.700
**D	THE KATHERINE MOORE REVOCABLE TRUST	0	15.133	15.133

LISTA ESITO DELLE VOTAZIONE
 Oggetto: Nomina del Presidente del Consiglio di Amministrazione

FAVOREVOLI

Badge	Ragione Sociale	Proprio	Delega	Totale
**D	JAB CONSOLIDATED LTD	0	1.426	1.426
**D	F.M.KIRBY TRUST DATED 1/3/75 FBO FRED M. KIRBY III	0	6.505	6.505
**D	FM KIRBY TRUST DTD 1/3/75 FBO S DILLARD KIRBY	0	8.853	8.853
**D	FM KIRBY DTD TRUST 1/3/75 FBO JEFFERSON W KIRBY	0	6.506	6.506
**D	OSHARES FTSE EUROPE QUALITY DIVIDEND ETF	0	58.168	58.168
**D	CHURCH COMMISSIONERS FOR ENGLAND	0	42.664	42.664
**D	NMMS-WIEQ-CNS ACCOUNT	0	9.200	9.200
**D	WIF-C S GBL LISTED INFRASTRUCTURE	0	87.189	87.189
**D	NM3 GLEQ GOG ACCOUNT	0	117.088	117.088
**D	NM5 GIEP NVN ACCOUNT	0	123.518	123.518
**D	NM5 WIEQ BRF ACCOUNT	0	24.400	24.400
**D	NMMS-WIEQ-NVN ACCOUNT	0	45.671	45.671
**D	DPAM EQUITIES I	0	321.007	321.007
**D	DPAM L	0	27.100	27.100
**D	DPAM CAPITAL B	0	673.965	673.965
**D	DPAM HORIZON B	0	51.250	51.250
**D	DPAM DBI-RDT B	0	332.156	332.156
**D	DPAM INVEST B	0	2.274.132	2.274.132
**D	I. I. SICAV INSTITUTIONNELLE DE DROIT BELGE	0	380.000	380.000
**D	BERNISCHE PENSIONSKASSE	0	1.101.026	1.101.026
**D	PRISMA FONDATION SUISE D'INVESTISSEMENT PRISMA ESG WORLD EX-CH L.V.EQ. H	0	1.741	1.741
**D	MERRILL LYNCH PROFESSIONAL CLEARING CORP	0	265.297	265.297
**D	HELABA INVEST KAPITALANLAGEGESELLSCHAFT MBH	0	1.275.000	1.275.000
**D	RALOISE FUND INVEST (CH)-AKTIEN WELT EX SCHWEIZ PASSIV CREDIT SUISE FUNDS AG	0	8.605	8.605
**D	CREDIT SUISE FUNDS AG ASAT AKTIEN AUSLAND MANDAT ALLIANZ GLOBAL INVESTORS	0	24.501	24.501
**D	CSIF (CH) III EQUITY WORLD EX CH VALUE WEIGHTED - PENSION FUND CREDIT SUISE FUNDS AG	0	49.625	49.625
**D	AXA VORSORGE FONDS II - EQUITIES GLOBAL MARKETS CREDIT SUISE FUNDS AG	0	45.076	45.076
**D	SZKB STRATEGIEFONDS WACHSTUM CREDIT SUISE FUNDS AG	0	40.698	40.698
**D	PK CSG WORLD EQUITY CREDIT SUISE FUNDS AG	0	92.562	92.562
**D	SZKB STRATEGIEFONDS AUSGEMOGEN CREDIT SUISE FUNDS AG	0	48.606	48.606
**D	MICROS AST FONDS II AKTIEN AUSLAND CREDIT SUISE FUNDS AG	0	430.000	430.000
**D	AXA VORSORGE FONDS - EQUITIES GLOBAL MARKETS III CREDIT SUISE FUNDS AG	0	715.392	715.392
**D	PK CSG WORLD EQUITY CREDIT SUISE FUNDS AG MANDAT SWISS ROCK	0	292.204	292.204
**D	CS INVESTMENT FUNDS 2 LUX EUROZONE ACTIVE OPPORTUNITIES EQ	0	707.473	707.473
**D	CSIF 2 CREDIT SUISE (LUX) - CSIF (LUX) EQUITY EMU	0	822.241	822.241
**D	CREDIT SUISE INDEX FUND (LUX) - CSIF (LUX) EQUITY WORLD FACTOR MIX	0	11.445	11.445
**D	CREDIT SUISE INDEX FUND (LUX) - CSIF (LUX) INFRASTRUCTURE EQUITY FUND	0	665.000	665.000
**D	CREDIT SUISE INDEX FUND (LUX) - CSIF (LUX) EQUITY EMU BLUE	0	2.870.014	2.870.014
**D	CSIF (CH) EQUITY EMU CREDIT SUISE FUNDS AG	0	26.622	26.622
**D	FINREON WORLD EQUITY ISOPRO (PENSION) CREDIT SUISE FUNDS AG	0	1.273.993	1.273.993
**D	ACM VIE SA SELR EURO	0	32.359	32.359
**D		0	869.400	869.400

LISTA ESITO DELLE VOTAZIONE
 Oggetto: Nomina del Presidente del Consiglio di Amministrazione

FAVOREVOLI

Badge	Ragione Sociale	Proprio	Delega	Totale
**D	ACM VIE SA FONDS GENERAL	0	8.494.718	8.494.718
**D	ACM MUT FONDS GENERAL	0	1.975.105	1.975.105
**D	ACM IARD SA	0	1.007.481	1.007.481
**D	BAYERNINVEST KAPITALVERWALTUNGSGESELLSCHAFT MBH	0	5.415.311	5.415.311
**D	FIDELITY ADVIS SVIII FID ADV INT CA AP F	0	6.749.700	6.749.700
**D	FIAM GROUP TR FOR EMPLOYEE BENEF PLA	0	6.608.175	6.608.175
**D	VARIABLE INSURANCE PROD FD II INTER CAP	0	736.200	736.200
**D	JAPAN TRUSTEE SERVICES BANK LTD	0	100.324	100.324
**D	FIDELITY FUNDS SICAV	0	31.099.648	31.099.648
**D	FIDELITY FUNDS SICAV	0	30.747	30.747
**D	FIDELITY FUNDS SICAV	0	824.496	824.496
**D	FIDELITY FUNDS SICAV	0	5.168.307	5.168.307
**D	NN (L)	0	813	813
**D	FIDELITY POC VALDE UNCONSTRAINED	0	976	976
**D	FIDELITY POC VALDE OPTIMIZED FACTOR	0	3.267	3.267
**D	FIL GENESIS LIMITED FIDELITY POC CLIMATE	0	17.157	17.157
**D	JAPAN TRUSTEE SERVICES BANK LTD	0	135.963	135.963
**D	PYRAMIS SELECT INTER EQ FUND LLC	0	16.069	16.069
**D	PYRAMIS GROUP TR FOR EMPLOYEES BENEF PLAN	0	2.091.423	2.091.423
**D	FIDELITY SAL ST FIDELITY GLOBAL EX US IN	0	1.392.288	1.392.288
**D	FIDELITY SALEM STR T FID TOTAL INT IND F	0	66.350	66.350
**D	FIDELITY UCITS ICAV	0	32.160	32.160
**D	FIDELITY UCITS II ICAV	0	45.153	45.153
**D	VARIABLE INSURANCE PRODUCTS FUND II: INTERNATIONAL INDEX PORTFOLIO	0	502.209	502.209
**D	FIDELITY SALEM STREET TRUST: FIDELITY ZERO INTERNATIONAL INDEX FUND	0	71.271	71.271
**D	FIDELITY CONCORD STREET TRUST: FIDELITY SERIES INTERNATIONAL INDEX FUND	0	4.147.590	4.147.590
**D	SEI INSTIT INV TRUST WORLD EQUITY EX US FD WELLING	0	113.308	113.308
**D	FIDELITY RETIREE HEALTH REIMBURSEMENT PL	0	1.025.016	1.025.016
**D	ANIMA SGR SPA ANIMA SELEZIONE EUROPA	0	1.009.000	1.009.000
**D	ANIMA ALTO POTENZIALE ITALIA ANIMA SGR	0	386.200	386.200
**D	ANIMA SELEZIONE GLOBALE ANIMA SGR	0	1.337.306	1.337.306
**D	ANIMA ALTO POTENZIALE EUROPA ANIMA SGR S	0	796.923	796.923
**D	ANIMA SGR SPA - ANIMA VISCONTEO PLUS	0	406.032	406.032
**D	ANIMA SGR SPA	0	1.342.320	1.342.320
**D	ANIMA SPA ANIMA CRESCITA ITALIA	0	3.291.034	3.291.034
**D	ANIMA ITALIA ANIMA SGR	0	4.277.955	4.277.955
**D	ANIMA VISCONTEO ANIMA SGR SPA	0	733.500	733.500
**D	ANIMA/ANIMA VAL-GLOBALE	0	2.039.352	2.039.352
**D	ANIMA SPORZESCO ANIMA SGR SPA	0	600.000	600.000
**D	ANIMA FONDO TRADING ANIMA SGR SPA	0	548.354	548.354
**D	ANIMA EUROPA ANIMA SGR SPA	0	100.800	100.800
**D	ANIMA SGR SPA ANIMA VESPUCCI	0	488.500	488.500
**D	ANIMA SGR SPA ANIMA MARGELLANO	0	250.000	250.000
**D	ALETTI GES OB ITA	0		

EM

LISTA ESITO DELLE VOTAZIONE
 Oggetto: Nomina del Presidente del Consiglio di Amministrazione

FAVOREVOLI

Badge	Ragione Sociale	Proprio	Delega	Totale
**D	ALETTI GES OB EUR C	0	300.000	300.000
**D	ALETTI GES MT EUR	0	508.940	508.940
**D	ALETTI GES PR CED II	0	482.480	482.480
**D	ANIMA SGR SPA - GESTIELLE PRO ITALIA	0	125.000	125.000
**D	ALETTI GES ABS RE	0	163.207	163.207
**D	ALETTI GES C MT IV	0	20.151	20.151
**D	ALETTI GES C MT V	0	390.852	390.852
**D	ALETTI GES MAIII	0	332.257	332.257
**D	ANIMA MEGATREND ANIMA SGR	0	75.000	75.000
**D	ANIMA PICPAC MAGELLANO 2022 ANIMA SGR	0	26.640	26.640
**D	ANIMA PICPAC VALORE GLOBALE 2022 ANIMA S	0	48.599	48.599
**D	ANIMA ESAGONO ORBEL CORP ANIMA SGR	0	13.700	13.700
**D	ANIMA ESAGONO RZIONARIO GLOBALE ANIMA SG	0	8.390	8.390
**D	DRAM FONDS ATZM	0	24.000	24.000
**D	JANUS HENDERSON HORIZON FUND	0	5.948.546	5.948.546
**D	JANUS HENDERSON FUND	0	2.788.892	2.788.892
**D	FAM SERIES UCITS ICAV	0	7.628.875	7.628.875
**D	JANUS HENDERSON GLOBAL EQUITY INCOME FD	0	604.795	604.795
**D	JANUS HEND INSTIT EUROP INDEX OPP FUND	0	2.532.172	2.532.172
**D	JANUS HENDERSON EUROPEAN FOCUS FUND	0	65.022	65.022
**D	JANUS HEND EUROPEAN SELECT OPPS FD	0	1.680.093	1.680.093
**D	JANUS HEND EUROPEAN ABSOLUTE RETURN FUND	0	5.968.344	5.968.344
**D	ENHANCED INDEX INTERNATIONAL SHARE FUND	0	98.729	98.729
**D	AMP CAP UNHEDGED GL SHS MULTI MAN FUND	0	528.326	528.326
**D	WHOLESALE GLOBAL EQUITY VALUE FUND	0	101.568	101.568
**D	JANUSHENDERSON GLOBAL EQUITY INCOME FUND	0	228.920	228.920
**D	MUTACTION 11	0	65.700	65.700
**D	AVIVA PATRIMOINE	0	858.280	858.280
**D	AVIVA DIVERSIFIE	0	40.125	40.125
**D	FCP AVIVA INVESTORS SELECTION	0	7.236	7.236
**D	FCP AVIVA INVESTORS CONVICTION	0	36.891	36.891
**D	FCP AVIVA INVESTORS VALORISATION	0	343.112	343.112
**D	FCP AFER ACTIONS EURO	0	208.584	208.584
**D	FCP AVIVA PERFORMANCE	0	2.049.938	2.049.938
**D	FCP AVIVA ACTIONS EURO	0	11.238	11.238
**D	FCP AVIVA STRUCTURE INDEX 3	0	219.472	219.472
**D	FCP AVIVA INVESTORS ACTIONS EURO	0	178.399	178.399
**D	FCP CAP EQUILIBRE	0	723.254	723.254
**D	FCP HUMANIS RETRAITE ACTIONS	0	2.630	2.630
**D	FCP INTER ACTIO	0	1.098.676	1.098.676
**D	FCP CAP SERENITE	0	1.235	1.235
**D	FCPE ESTERRA	0	1.859	1.859
**D		0	680	680

EP

88P

LISTA ESITO DELLE VOTAZIONE
 Oggetto: Nomina del Presidente del Consiglio di Amministrazione

FAVOREVOLI

Badge	Ragione Sociale	Proprio	Delega	Totale
**D	FCPE MAN ENERGY SOLU FRANCE SAS	0	3.347	3.347
**D	FCPE OMYA DIVERSIFIE	0	1.943	1.943
**D	EPSENS OFFENSIF ISR	0	360.877	360.877
**D	FCPE GEMALTO DYN SOLID	0	26.264	26.264
**D	FCPE SAL GROUP CIE DEUTS	0	4.164	4.164
**D	FCPE GROUP APA NRD OUEST	0	932	932
**D	FCP HGA ACTIONS ISR	0	906.289	906.289
**D	FCPE NESTLE FRANCE ACTIO	0	104.595	104.595
**D	FCPE GIVAUDAN	0	16.295	16.295
**D	FCPE CROWN EMBAL FR SAS	0	11.606	11.606
**D	FCPE CLAIREFONTAINE EXAC	0	290	290
**D	FCP HP ACTIONS LAZARD	0	492.503	492.503
**D	FCPE DPI N 2	0	6.357	6.357
**D	FCPE EPARGNE SOL DYN THA	0	233.037	233.037
**D	FCPE SKF DIV INTEREXP	0	17.466	17.466
**D	FCPE MATRA	0	20.433	20.433
**D	FCPE GR SCHLINDER AUD	0	3.315	3.315
**D	FCPE RATIER FIGEAC	0	4.647	4.647
**D	FCPE THALES ALENIA SP 3	0	2.912	2.912
**D	FCPE NALCO FRANCE S A S	0	3.011	3.011
**D	FCPE COMPAGE IMMOBILIER	0	5.704	5.704
**D	BUILDING SOLUTIONS DIVERSIFIE	0	6.874	6.874
**D	FCPE S E P DIV ACTIONS	0	7.584	7.584
**D	FCPE RELAIS H DIVERSIFIE	0	2.529	2.529
**D	FCPE III CIMENT CALCIA D	0	4.122	4.122
**D	FCPE GROUPE SECURITAS	0	5.947	5.947
**D	FCPE ZOLFAN INVEST 5 ANS	0	868	868
**D	FCP HGA ACTIONS SOLIDAIRE EMPLOI SANTE	0	269.506	269.506
**D	FCPE ITW DE FRANCE	0	5.270	5.270
**D	FCPE CRCAM PROV C D AZUR	0	9.069	9.069
**D	FCPE ARJOWIGGINS CANSON	0	384	384
**D	FCPE NUFREM EXP SOLIDA	0	542	542
**D	FCPE CHANTELE	0	1.013	1.013
**D	FCPE GE FONDS A SOLIDAIRE	0	28.259	28.259
**D	FCPE THALES ALENIA SP 1	0	1.861	1.861
**D	FCPE SAFRAN ETHIQUE SLDR	0	44.140	44.140
**D	FCPE HENKEL DVSF INT EXP	0	3.032	3.032
**D	FCPE HORIZON EPARGNE MIXTE	0	18.036	18.036
**D	FCP HUMANIS RETRAITE ACTION BAS CARBONE	0	471.846	471.846
**D	HUMANIS RETRAITE DIVERSIFIE	0	1.504.673	1.504.673
**D	ACTIAM RESPONSIBLE INDEX FUND EQUITY EUR	0	1.724.625	1.724.625
**D	STICHTING JURIDISCH EIGENAR ACTIAM	0	2.741.039	2.741.039
**D	FCPE SAIPEM ACTIONS	0	11.392	11.392

890

EM

LISTA ESITO DELLE VOTAZIONE

Oggetto: Nomina del Presidente del Consiglio di Amministrazione

FAVOREVOLI

Badge	Ragione Sociale	Proprio	Delega	Totale
**D	ACTIAM BELEGGINGSFONDSEN NV	0	191.283	191.283
**D	FRAFP ACTION EURO III	0	5.300.000	5.300.000
**D	FCP ERAFP ACTIONS EURO4 EDRAM	0	10.494.400	10.494.400
**D	JANUS HENDERSON DIVIDEND INCOME BUILDER	0	211.278	211.278
**D	DNCA BEYOND EUROPEAN LEADERS	0	135.000	135.000
**D	HUGO DNCA	0	72.944	72.944
**D	DNCA VALUE EUROPE	0	1.732.183	1.732.183
**D	FCP DNCA EVOLUTIF	0	1.429.391	1.429.391
**D	OFI INVEST	0	230.904	230.904
**D	PENSIONSKASSE DES BENDES PUBLICA MANAGEMENT BOARD PUBLIC SERVICE PENSION	0	1.899.705	1.899.705
**D	FIDELITY GLOBAL LOW VOLATILITY EQUITY FU	0	73.094	73.094
**D	AXA EQUITABLE LIFE INSURANCE CO	0	21.940	21.940
**D	JPM CHASE BANK - PB - UK CORPORATIONS	0	103.598	103.598
**D	BIRLEY'S ORANGE JAPAN, S.A.	0	196.118	196.118
**D	AXA OFFSHORE MULTIMANAGER FUNDS TRUST - AXA OFFSHORE AGGRESSIVE MULTIMANAGER FUND CIBC	0	23.778	23.778
**D	FRONTIER COMMUNICATIONS PENSION PLAN	0	6.210	6.210
**D	GENERAL MOTORS PENSIONFONDS OFF	0	229.951	229.951
**D	CONNECTICUT GENERAL LIFE INSURANCE COMPANY	0	23.134	23.134
**D	FQ ESSENTIAL BETA FUND LTD	0	18.336	18.336
**D	FIDELITY MANAGEMENT AND RESEARCH CO	0	72.882	72.882
**D	FIDELITY INVESTMENTS MONEY MANAGEMENT IN	0	5.094	5.094
**D	ROYAL BOROUGH OF KINGSTON UPON THAMES PE	0	4.646	4.646
**D	EQ ADVISORS TRUST - EQ/AB DYNAMIC MODERA	0	91.228	91.228
**D	EQ ADV TRUST EQ/INT. EQ. INDEX PORTFOLIO	0	329.059	329.059
**D	BOILERMAKER BLACKSMITH NATIONAL PENSION	0	1.683.639	1.683.639
**D	MFS UTILITIES FUND	0	1.036.570	1.036.570
**D	FIDELITY DIVERSIFIED INTERNATIONAL FUND	0	12.875.726	12.875.726
**D	FIDELITY CENTRAL INVESTMENT PORTFOLIOS L	0	12.371.700	12.371.700
**D	AVIVA LIFE & PENSIONS UK LIMITED	0	748.036	748.036
**D	UNIVERSITIES SUPERANNUATION SCHEME	0	1.949.215	1.949.215
**D	THE CAR CARE PENSION PLAN	0	24.644.314	24.644.314
**D	CITY OF PHILADELPHIA PUBLIC EMPL RET SYS	0	36.318	36.318
**D	FORSTA AP - FONDEN	0	437.787	437.787
**D	DWS INVESTMENT GMBH	0	1.491.450	1.491.450
**D	UKA-FONDS	0	2.786.989	2.786.989
**D	JUPITER GREEN INVESTMENT TRUST PLC	0	181.934	181.934
**D	FIDELITY EUROPEAN VALUES PLC	0	100.000	100.000
**D	NATIONAL PENSION INSURANCE FUND	0	5.301.647	5.301.647
**D	EQ ADVISORS TRUST-AXA/AB DYNAMIC GROWTH	0	90.939	90.939
**D	EQ ADVISORS TRUST - EQ/MFS UTILITIES SERIES PORTFOLIO	0	74.087	74.087
**D	NVIT INTERNATIONAL EQUITY FUND ONE	0	775.404	775.404
**D	MARSHFIELD CLINIC MASTER TRUST	0	68.594	68.594
**D		0	96.499	96.499

89

891

LISTA ESITO DELLE VOTAZIONE
 Oggetto: Nomina del Presidente del Consiglio di Amministrazione

FAVOREVOLI

Badge	Ragione Sociale	Proprio	Delega	Totale
**D	BUREAU OF LABOR FUNDS - LABOR RETIREMENT FUND	0	90.939	90.939
**D	MISOURI EDUCATION PENSION TRUST	0	744.229	744.229
**D	FIDELITY INVESTMENT FUNDS - FIDELITY Y GLOBAL DIVIDEND FUND	0	4.554.148	4.554.148
**D	FIDELITY INV.FUNDS-FIDELITY INDEX WORLD	0	372.300	372.300
**D	FIDELITY INVESTMENT FUNDS - EUROPEAN FUN	0	14.674.255	14.674.255
**D	FIDELITY INSTITUTIONAL SELECT GLOBAL EQU	0	82.809	82.809
**D	FIDELITY INVESTMENT FUNDS - FIDELITY INDEX EUROPE	0	1.346.379	1.346.379
**D	FIDELITY INV. FIDELITY INDEX EUROPE EX U	0	509.345	509.345
**D	THE MASTER TRUST BANK OF JAPAN LTD	0	142.198	142.198
**D	VANGUARD INTERNATIONAL VALUE FUND	0	8.578.763	8.578.763
**D	AVIVA INVESTORS INVESTMENT FUNDS IC	0	126.813	126.813
**D	BOMBARDIER TRUST U.S. MASTER TRUST	0	109.260	109.260
**D	VERMONT PENSION INVESTMENT COMMITTE	0	323.069	323.069
**D	HORIZON HEALTHCARE SERVICES, INC	0	335.046	335.046
**D	KOLDINGVEJ 2, BILLUND A/S, C/O KIRKBI AS	0	333.395	333.395
**D	BANK LOMBARD ODIER CO LTD	0	100.000	100.000
**D	UNIVERSITE DE GENEVE	0	105.746	105.746
**D	DANICA PENSION LIVSFORSIKRINGSKATJESELSKAB	0	222.539	222.539
**D	CAISSE INTER ENTREP DE PREV PROFES CIEPP	0	683.766	683.766
**D	KAPITAL DANSKE INVEST INST DAN PENS OBLI	0	1.795.217	1.795.217
**D	AFDELING DANICA LINK - INDEKS GLOBALE AKTIER	0	25.780	25.780
**D	KAPITALFOR DANSKE INVEST INSTITUT DANICA PENSIONS - AKTIER	0	162.053	162.053
**D	INV. DANSKE INVEST EUROPA INDEKS KL	0	372.510	372.510
**D	EUROPA 2 KL 17 PARALLELVEJ KONGENS, LYNGBY, 2800 DENMARK	0	98.753	98.753
**D	INV DANSKE INVEST GLOBAL INDEKS KL	0	31.350	31.350
**D	INVEST DANSKE INV EUROPA HOJT UDBYTT	0	1.062.623	1.062.623
**D	EUROPA - AKKUMULERENDE KL PARALLELVEJ 17, KGS. LYNGBY, 2800 DENMARK	0	145.851	145.851
**D	INV. DANSKE INV.SELECT FLEXIN AKTIER	0	689.358	689.358
**D	INV DAN INV SEL GLOB EQUITY SOL AKK KL	0	307.996	307.996
**D	INV DANSKE INVEST GLOBAL STOCKPIC 2	0	115.636	115.636
**D	DANSKE INVEST SELECT GLOBAL EQUITY	0	28.091	28.091
**D	INV PROCAPTURE EUROPE INDEX FUND ACC KL	0	907.968	907.968
**D	GLOBAL AC INDEX FUND - ACCUMULATING KL	0	188.270	188.270
**D	GLOBAL INDEKS KL PARALLELVEJ 17, LYNGBY, 2800 DENMARK	0	300.496	300.496
**D	INV DANSKE INVEST EUROPA	0	175.808	175.808
**D	SIJOITUSRAHASTO AKTIA EUROPA	0	700.000	700.000
**D	MHTB (LUX)/TMA UMBRELLA FUND-GLOBAL EQUI	0	33.900	33.900
**D	TMA UMBRELLA FD-TMA ACNI EX-JAPAN FORTF.	0	60.800	60.800
**D	DANSKE BANK PULJER	0	788.491	788.491
**D	BEST INVESTMENT CORPORATION	0	647.862	647.862
**D	PHOENIX GBAR FUND	0	21.595	21.595
**D	TRUST & CUSTODY SERVICES BANK LTD	0	1.135.415	1.135.415
**D	TRUST & CUSTODY SERVICES BANK LTD AS TRUSTEE FOR PENSION INVESTMENT FUND TRUST NUMBER 21	0	139.665	139.665

GA

892

LISTA ESITO DELLE VOTAZIONE
 Oggetto: Nomina del Presidente del Consiglio di Amministrazione

FAVOREVOLI

Badge	Ragione Sociale	Proprio	Delega	Totale
**D	HSBC POOLED INVESTMENT FUND I QUEEN'S ROAD, CENTRAL, HONG KONG, HONG KONG	0	3.951.835	3.951.835
**D	ALLIANZ GLOBAL INVESTORS PREMIER	0	27.608	27.608
**D	HSBC GUARANTEED FUND	0	28.939	28.939
**D	BEST INVESTMENT CORPORATION	0	20.511	20.511
**D	HANG SENG INSURANCE COMPANY LIMITED	0	191.881	191.881
**D	CATHAY GLOBAL MULTIPLE INCOME BALANCED FUND 2F	0	527.712	527.712
**D	JPMORGAN MULTI INCOME FUND	0	842.586	842.586
**D	SCHRODER IN.P.F.ADV.GL.EQUITY.FU	0	45.412	45.412
**D	BARING GLOBAL MULTI ASSET INCOME FUND	0	6.548	6.548
**D	HSBC P IN F HSBC POOLED GLOBAL EQUITY FD	0	235.997	235.997
**D	JPMORGAN MULTI BALANCED FUND	0	33.262	33.262
**D	NH-AMUNDI PRIV SEC INVEST TRUST D1	0	19.257	19.257
**D	ALLIANZ CHOICE BEST STYLES EUROPE FUND	0	385.778	385.778
**D	ALLIANZ LIFE (INTERNATIONAL) LIMITED	0	291.557	291.557
**D	ALL GL IN ASIA FD-ALLIANZ SEL EU EQY DIV	0	159.538	159.538
**D	PERTUHAN KESELAMATAN SOSIAL	0	358.554	358.554
**D	SEBNEP EURO INDEX SECURITY MASTER INVEST	0	27.142	27.142
**D	JPMORGAN EUROPE STRATEGIC DIVIDEND FUND	0	71.366	71.366
**D	MARITIME AND PORT AUTHORITY OF SINGAPORE	0	17.796	17.796
**D	CIVIL SERVICES EMPLOYEES PENSION FUND	0	42.123	42.123
**D	CENTRAL FINANCE BOARD METHODIST CHURCH	0	29.271	29.271
**D	AIA GLOBAL MULTI-FACTOR EQUITY FUN HSBC FRANCE	0	24.459	24.459
**D	NORFOLK PENSION FUND	0	747.670	747.670
**D	FTSE ALL WORLD INDEX FUND	0	531.303	531.303
**D	REASSURE LIMITED	0	2.120.567	2.120.567
**D	AI 50:50 GLOBAL EQUITY FUND	0	1.198.048	1.198.048
**D	FRIENDS LIFE AND PENSIONS LIMITED PIXHAM END	0	2.175.683	2.175.683
**D	FUTM ACS EUROPEAN EX UK FUND	0	2.147.444	2.147.444
**D	HSBC GLOBAL FUND ICAY	0	6.254	6.254
**D	FRIENDS LIFE FUNDS LIMITED	0	1.079.762	1.079.762
**D	AI EUROPE EQUITY EX UK FUND	0	3.936.076	3.936.076
**D	ROYAL LONDON EUROPEAN GROWTH TRUST	0	764.676	764.676
**D	HSBC MANAGED GROWTH FUND	0	17.384	17.384
**D	THE BRUNNER INVESTMENT TRUST PLC	0	1.494.864	1.494.864
**D	THE PRUDENTIAL ASSURANCE COMPANY LTD	0	612.349	612.349
**D	ROYAL LONDON GROUP PENSION SCHEME	0	138.034	138.034
**D	PRUDENTIAL PENSIONS LIMITED	0	138.830	138.830
**D	HSBC EUROPEAN INDEX FUND	0	2.609.829	2.609.829
**D	HSBC INSTITUTIONAL TRUST SERVICES IRELAND LIMITED RE 1 GRAND CANAL HARBOUR, DUBLIN, IRELAND	0	0	404.048
**D	404.048			
**D	HSBC EUROPEAN GROWTH FUND	0	618.547	618.547
**D	AXA GLOBAL DISTRIBUTION FUND	0	35.813	35.813
**D	HSBC MANAGED BALANCED FUND	0	10.493	10.493

893

LISTA ESITO DELLE VOTAZIONE
 Oggetto: Nomina del Presidente del Consiglio di Amministrazione

FAVOREVOLI

Badge	Ragione Sociale	Proprio	Delega	Totale
**D	AI DISTRIBUTION LIFE FUND	0	103.104	103.104
**D	ROYAL LONDON EUROPEAN GROWTH FUND	0	3.526.193	3.526.193
**D	HSBC GLOBAL INVESTMENT FUNDS EUROPEAN EQ	0	182.430	182.430
**D	HSBC ETFs PLC	0	511.613	511.613
**D	HENDERSON INTERNATIONAL INCOME TRUST PLC	0	963.546	963.546
**D	HENDERSON EUROPEAN FOCUS TRUST PLC	0	949.506	949.506
**D	HSBC GLOBAL INVESTMENT FUNDS	0	1.474.392	1.474.392
**D	ROYAL LONDON MUTUAL INSURANCE SOCIETY LTD	0	68.262	68.262
**D	HSBC ETFs	0	99.753	99.753
**D	PUTM BOTHWELL EUROPE FUND	0	2.997.724	2.997.724
**D	PUTM EUROPEAN UNIT TRUST	0	105.591	105.591
**D	INTERNATIONALE KAPTALANLAGEGESELLSCHAFTMBH	0	4.410.813	4.410.813
**D	ALLIANZ CGI SUBFONDS EQUITIES	0	342.884	342.884
**D	SONDERVERMOEGEN ALLIANZGI-FONDS VEB	0	463.819	463.819
**D	SONDERVERMOEGEN ALLIANZGI-FONDS DEM-CO	0	75.246	75.246
**D	SONDERVERMOEGEN ALLIANZGI-FONDS DHCO	0	68.692	68.692
**D	SONDERVERMOEGEN ALLIANZGI-FONDS DSM-DREFO	0	49.754	49.754
**D	SONDERVERMOEGEN ALLIANZGI-FONDS DSM-CO	0	119.374	119.374
**D	SONDERVERMOEGEN ALLIANZ ADAC AV FONDS	0	20.454.191	20.454.191
**D	ALLIANZ FV-WS RCM SYSPRO INDEXING EUROLAND	0	157.665	157.665
**D	ALLIANZ FV-WS RCM SYSPRO VALUE EUROPE	0	487.579	487.579
**D	ALLIANZ FV-WS RCM SYSPRO VALUE REG FONDS	0	743.580	743.580
**D	SONDERVERMOEGEN ALLIANZ VGI 1 FONDS	0	142.747	142.747
**D	SONDERVERMOEGEN ALLIANZ VGI 1 FONDS	0	1.196.329	1.196.329
**D	ALLIANZ VGL FONDS RCM GROWTH EUROPE	0	1.279.010	1.279.010
**D	SONDERVERMOEGEN ALLIANZ VKA FONDS	0	262.100	262.100
**D	SONDERVERMOEGEN TINIESA	0	33.830	33.830
**D	INTERNATIONALE KAPTALANLAGEGESELLSCHAFTMBH	0	170.813	170.813
**D	SONDERVERMOEGEN AVAW	0	234.070	234.070
**D	SONDERVERMOEGEN AVS-MF	0	38.453	38.453
**D	NIRKO GLOBAL TRI-ASSET FUND CIBC FINANCIAL CENTRE	0	60.710	60.710
**D	NWT-GRAVITY EUROPEAN EQUITY FUND	0	35.307	35.307
**D	MELCON OFFSHORE FUNDS C/O CIBC BANK AND TRUST COMPANY (CAYMAN) LIMITE	0	6.028.938	6.028.938
**D	EPWORTH INVESTMENT FUND	0	19.230	19.230
**D	AI STRATEGIC GLOBAL EQUITY FUND	0	2.041.928	2.041.928
**D	SWISS NATIONAL BANK	0	29.573.222	29.573.222
**D	ALPHA ARCHITECT INTERNATIONAL QUANTITATI	0	169.803	169.803
**D	LSV GLOBAL MANAGED VOLATILITY FUND	0	17.300	17.300
**D	LSV GLOBAL VALUE FUND ONE FREEDOM V	0	7.000	7.000
**D	MERRILL LYNCH INTERNATIONAL	0	203.400	203.400
**D	SWISSCANTO ASSET MANAGEMENT AG	0	3.381.387	3.381.387
**D	ALLIANZ GLOBAL INVESTORS GMBH	0	105.035	105.035

GA

894

LISTA ESITO DELLE VOTAZIONE
 Oggetto: Nomina del Presidente del Consiglio di Amministrazione

FAVOREVOLI

Badge	Ragione Sociale	Proprio	Delega	Totale
**D	WORLDVIEW INVESTMENT FUND	0	89.223	89.223
**D	WIF-EUROPE OPPORTUNITIES FUND	0	210.089	210.089
**D	SONDERVERMOGEN PKMF INKA	0	198.189	198.189
**D	SONDERVERMOGEN VIM	0	79.868	79.868
**D	SONDERVERMOGEN FONDS VKV	0	538.760	538.760
**D	SONDERVERMOGEN INKA LUCK FONDS	0	279.999	279.999
**D	SONDERVERMOGEN FONDS CCS	0	16.300	16.300
**D	INTERNATIONALE KAPITALANLAGEGESELLSCHAFT MBH 21 YORCKSTRASSE, DUESSELDORF, NRW	0	26.185	26.185
**D	SONDERVERMOEGEN FONDS AKTIEN	0	49.321	49.321
**D	SCHOLLER-STIFTUNGSFONDS 1- AKTIEN	0	234.397	234.397
**D	WIF-EUROPE DISCOVERY FUND	0	31.296	31.296
**D	MERCER UNHEDGED OVERSEAS SHARES TRUST	0	66.490	66.490
**D	SCHRODER GLOBAL ENHANCED INDEX FUND	0	200.632	200.632
**D	BANCO CENTRAL DE TIMOR-LESTE (BCTL)	0	257.946	257.946
**D	SCHRODER GLOBAL MULTI-FACTOR EQUITY FUND	0	17.759	17.759
**D	SCHRODER ADVANCED BETA GLOBAL EQUITY SMA	0	204.074	204.074
**D	SCHRODER QEP GLOBAL CORE FUND	0	128.355	128.355
**D	BEST INVESTMENT CORPORATION	0	3.230	3.230
**D	MARITIME AND PORT AUTHORITY OF SINGAPORE	0	390.000	390.000
**D	CM-CIC CONVICTIONS EURO	0	130.000	130.000
**D	FCP BRONGNIART AVENIR	0	125.000	125.000
**D	SICAV MONT	0	593.869	593.869
**D	FCP GAILLON NATURAL RESOURCES	0	171.241	171.241
**D	FCP GAILLON SECTORIEL	0	890.516	890.516
**D	FCP CM-CIC EURO ACTIONS	0	8.000	8.000
**D	FCP AVENIR ALIZES	0	1.144.451	1.144.451
**D	UNION EUROPE VALUE	0	1.893.362	1.893.362
**D	FCP UNION EUROPE	0	107.500	107.500
**D	FCP CIC TECHNO COM	0	199.701	199.701
**D	CM VALEURS ETHIQUES	0	101.681	101.681
**D	CM EUROPE ACTIONS	0	500.000	500.000
**D	FCP BRONGNIART RENDEMENT	0	450.000	450.000
**D	FCP TRANSAT PATRIMOINE 2	0	18.000	18.000
**D	LV FAMILIALE	0	140.000	140.000
**D	CPE ALLOCATION PATRIMOINE 2.	0	1.150	1.150
**D	STOCKS FINANCES	0	40.000	40.000
**D	LA BELLE BEAUCE	0	120.000	120.000
**D	FCP FIDOGEST	0	22.000	22.000
**D	FCP CASIMIR1	0	24.000	24.000
**D	FCP FSGH	0	24.000	24.000
**D	FCP BHV	0	27.389	27.389
**D	FCPE FCP OCP	0	1.700	1.700
**D	DELI GROUP FOOD	0	12.000	12.000
**D	BARCLAYS FRANCE 30-70	0		

CA

pps

LISTA ESITO DELLE VOTAZIONE
 Oggetto: Nomina del Presidente del Consiglio di Amministrazione

FAVOREVOLI

Badge	Ragione Sociale	Proprio	Delega	Totale
**D	FCPE AI DIVERSIFIE	0	3.588	3.588
**D	FCPE SERENIS ADAGIO	0	4.000	4.000
**D	LV INVEST	0	15.000	15.000
**D	POINCARRE II	0	8.000	8.000
**D	FCP BROUARDEL AVENIR	0	18.000	18.000
**D	FCP JPA	0	10.000	10.000
**D	FCP OFFENSIF AIR LIQUIDE EXPANS	0	15.471	15.471
**D	FCPE CONVERGENCE ACTIONS EUROPE	0	300.000	300.000
**D	LES BRUYERES	0	5.000	5.000
**D	FCPE GROUPE SAMSE	0	22.000	22.000
**D	FCP PYRENEES GLOBAL	0	11.736	11.736
**D	SICAV METISS	0	16.000	16.000
**D	FCP BEL VAL	0	300.000	300.000
**D	FCPE ACCOR DIVERSIFIE	0	5.418	5.418
**D	FCP DAY SOUVAY	0	26.000	26.000
**D	FCP JCD FIVE	0	22.000	22.000
**D	FCPE COFACE	0	15.000	15.000
**D	FCPE LAGARDERE PUBLICITE AUDIO	0	1.013	1.013
**D	FCP CAGNI	0	26.000	26.000
**D	OTIS EP DIVERSIFIE	0	26.498	26.498
**D	FCP ES GESTION EQUILIBRE	0	397.873	397.873
**D	FCP ES DYNAMIQUE	0	281.044	281.044
**D	FCP ES TEMPERE	0	30.000	30.000
**D	FCP UNI 1	0	81.258	81.258
**D	FCP JET SERVICES	0	11.000	11.000
**D	1504 FCP THALES AVIONICS	0	10.199	10.199
**D	STAUBLI 80 20 CREDIT MUTUEL FCPE	0	10.000	10.000
**D	STAUBLI 50 50 CREDIT MUTUEL FCPE	0	15.000	15.000
**D	FCP SCHUCO	0	3.760	3.760
**D	FCP PIPE LINE SUD EUROPEEN	0	4.214	4.214
**D	FCP MGE DYNAMIQUE EURO	0	93.000	93.000
**D	LEXMARK DYNAMIQUE	0	6.815	6.815
**D	FCP HENKEL DIVERSIFIE N 1	0	7.300	7.300
**D	FCP GROUPE ROCHE	0	100.000	100.000
**D	FCP GROUPE FORD FRANCE	0	6.245	6.245
**D	1515 FCP GERARD FERRIER	0	7.251	7.251
**D	1448 FCPE GE FACTOFRANCE	0	11.431	11.431
**D	FREESCALE DIVERSIFIE	0	23.194	23.194
**D	1584 FCP FERTILSODEBO	0	17.145	17.145
**D	FCP EUROP ASSISTANCE DIVERSIFIE	0	3.429	3.429
**D	FCP DEGUSSA MIXTE	0	3.000	3.000
**D	FCP DEGUSSA DYNAMIQUE	0	7.000	7.000
**D	FCP CRYOSTAR FRANCE	0	1.654	1.654

896

LISTA ESITO DELLE VOTAZIONE
 Oggetto: Nomina del Presidente del Consiglio di Amministrazione

FAVOREVOLI

Badge	Ragione Sociale	Proprio	Delega	Totale
**D	1495 FCP CONTINENTAL	0	8.000	8.000
**D	FCP CH RIVER LABORATOIRES FRANCE	0	7.532	7.532
**D	FCP CAFSUGEL	0	13.441	13.441
**D	FCP PROVENCE DIVERSIFIE	0	1.108	1.108
**D	FCP C ET A	0	4.000	4.000
**D	1262 FCP BEHR FRANCE	0	239	239
**D	1327 FCP BOUE SCALBERT DUPONT	0	25.000	25.000
**D	BALL PACKAGING EUROPE	0	2.554	2.554
**D	AREGE PREVOYANCE	0	10.000	10.000
**D	FCPE AREVA ACTIONS	0	135.095	135.095
**D	FCP AMORA MAILLE DIVERSIFIE	0	5.000	5.000
**D	ACM ACTIONS PLUS	0	13.657	13.657
**D	ACM ACTIONS	0	17.542	17.542
**D	FCP ARRCO QUANT 1	0	618.745	618.745
**D	KUTXABANK GESTION SGIIC S.A.	0	3.572.117	3.572.117
**D	CAIXABANK ASSET MANAGEMENT, SGI IC, S.A.	0	11.069.288	11.069.288
**D	VIDACALXA, S.A.	0	6.296.349	6.296.349
**D	2054 APG DME BLACKR	0	143.828	143.828
**D	CMAF GLOBAL GROWTH FUND BNYMTCIL	0	68.425	68.425
**D	CMAF GLOBAL BALANCED FUND BNYMTCIL	0	44.340	44.340
**D	EQUATOR ICAV GUILD HOUSE	0	77.285	77.285
**D	CMAF UK GROWTH FUND BNYMTCIL	0	159.675	159.675
**D	CMAF UK BALANCED FUND BNYMTCIL	0	233.945	233.945
**D	THE ROYAL BANK OF SCOTLAND PLC AS TRUSTEE OF THE BLACKROCK BALANCED PORTFOLIO FND	0	650.000	650.000
**D	BARNARD COLLEGE	0	8.285	8.285
**D	GENTLENESS INT STRG	0	85.677	85.677
**D	THE BANK OF NEW YORK MELLON EMPLOYEE BENEFIT COLLECTIVE INVESTMENT FUND PLAN	0	6.212.840	6.212.840
**D	PANAGORA RISK PARITY MULTI ASSET MASTER FUND LTD	0	46.369	46.369
**D	NONUS EQUITY MGRS PORTF 4 LAZARD	0	695.501	695.501
**D	RAILWAYS PENSION TRUSTEE COMPANY LIMITED	0	1.952.261	1.952.261
**D	SHELL CANADA 2007 PENSION PLAN	0	81.182	81.182
**D	SHELL CANADA 2007 PENSION PLAN 400	0	73.939	73.939
**D	FOREST PRESERVE DISTRICT EMPLOYEES ANNUITY AND BENEFIT FUND	0	83.795	83.795
**D	VOLUNTARY EMPLOYEES BENEFICIARY ASSOCIATION SOUTHERN CALIFORNIA EDISON COMPANY	0	24.960	24.960
**D	VOLUNTARY EMPLOYEES BENEFICIARY ASSOCIATION SOUTHERN CALIFORNIA EDISON COMPANY	0	20.321	20.321
**D	B4306 FRB M LUND REV TR	0	5.831	5.831
**D	B4305 FRB S LUND RES TR FBO B LUND	0	5.444	5.444
**D	BNYMTD BFM BLK SYSTEM CONT EUR FUND	0	1.157	1.157
**D	THE MANUFACTURERS LIFE INSURANCE COMPANY	0	37.557	37.557
**D	NKB 10520 GLOBALE AKTIER SRI	0	262.934	262.934
**D	2049 APG DME ARROWST	0	2.528.745	2.528.745
**D	2048 APG DME LACM GL	0	353.795	353.795
**D	1256 APG DME ENERGY	0	9.051.443	9.051.443

Assemblea Ordinaria del 14 maggio 2020

ENEL S.p.A.

LISTA ESITO DELLE VOTAZIONE
 Oggetto: Nomina del Presidente del Consiglio di Amministrazione

FAVOREVOLI

Badge	Regione Sociale	Proprrio	Delega	Totale
**D	1253 APG DME CORE EU	0	15.417.821	15.417.821
**D	1135 APG DME STOCK SEL	0	8.909.322	8.909.322
**D	CBZ CUIT INTERNATIONAL PRINCIPAL	0	159.702	159.702
**D	CONGREGATION OF THE SISTERS OF CHARITY OF THE INCARNATE WORD	0	41.449	41.449
**D	PSBF LAZARD EQUITIES	0	456.095	456.095
**D	USMIA GLOBAL EQUITY	0	25.511	25.511
**D	MIRF ARROWSTREET FOREIGNL	0	403.418	403.418
**D	MIRF ALLIANCE BERNSTEIN F	0	265.600	265.600
**D	OSP LIQUID FUND, LP	0	71.795	71.795
**D	CHSU FOUNDATION ENDOWMENT FUND LP	0	28.306	28.306
**D	PRU JENNN EQUITY INC EDT1	0	3.351.631	3.351.631
**D	THIRTY PERCY FOUNDATION	0	11.500	11.500
**D	MARANIC II LLC	0	15.229	15.229
**D	SYCAMORE INVESTMENT CO LP	0	29.271	29.271
**D	CERVULITE INTERNATIONAL LLC	0	199.601	199.601
**D	LEXINGTON INT, LLC	0	73.519	73.519
**D	JASPER RIDGE DIVERSIFIED TAX EXEMPT LP	0	158.932	158.932
**D	OHIM STRATEGIC PARTNERS LP	0	241.617	241.617
**D	PHILANTHROPIC INVESTMENTS LP	0	32.167	32.167
**D	WINDFALL INVESTMENTS, L.P.	0	34.616	34.616
**D	TERREBONNE INVESTMENTS, L.P.	0	230.868	230.868
**D	WELLS FARGO BANK N.A.	0	47.939	47.939
**D	WF WELLS FARGO BANK NA	0	67.696	67.696
**D	CENTRAL PENSION FUND OF THE INT UNION OF OPERATING ENGINEERS AND PARTICIPATING EMPLOYERS	0	527.002	527.002
**D	MANULIFE MULTIFACTOR DEVELOPED INTERNATIONAL INDEX	0	20.082	20.082
**D	CANDENCE GLOBAL EQUITY FUND LP	0	772	772
**D	IQ 500 INTERNATIONAL ETF	0	245.435	245.435
**D	SUBSIDIZED SCHOOLS PROVIDENT FUND	0	40.079	40.079
**D	INTEL EQUITY FUND MONDRIAN	0	2.759.856	2.759.856
**D	THE HODSON TRUST	0	102.096	102.096
**D	DRMA LTD	0	45.730	45.730
**D	BNY MELLON FND MNGT CAYMAN LTD AS TRUSTEE OF FRONTIER GATE GLOBAL EQUITY FND	0	129.251	129.251
**D	DEUTSCHE ASSET MANAGEMENT INVESTMENT GMBH ON BEHALF OF DEUTSCHE DCG EQ	0	84.521	84.521
**D	FIRST INITIATIVES INSURANCE LIMITED	0	28.291	28.291
**D	CATHOLIC HEALTH INITIATIVES MASTER TRUST	0	121.497	121.497
**D	CHI OPERATING INVESTMENT PROGRAM L.P.	0	218.186	218.186
**D	ALAS INV SERVICESMONDRIAN INV	0	148.352	148.352
**D	XTRACKERS MSCI KOKUSAY EQUITY ETF	0	8.111	8.111
**D	BNY MELLON INTERNATIONAL EQUITY ETF	0	15.680	15.680
**D	CITI RETIREMENT SAVINGS PLAN	0	232.679	232.679
**D	BOK TRANSO ENERGY EMP WEL BEN TR	0	10.150	10.150
**D	BNYMTCIL CGF WDEQ LA	0	20.576	20.576
**D	DFNF LAZARD ASSET MGMT	0	71.020	71.020

888

LISTA ESITO DELLE VOTAZIONE
 Oggetto: Nomina del Presidente del Consiglio di Amministrazione

FAVOREVOLI

Badge	Ragione Sociale	Proprio	Delega	Totale
**D	MSAR SCHROEDER	0	77.011	77.011
**D	AUTORIDADE MONETARIA DE MACAU	0	217.688	217.688
**D	THE STELLAR FUND	0	91.518	91.518
**D	THE BOSTON COMPANY INC POOLED EMPLOYEE INTERNATIONAL EQUITY FUND	0	166.827	166.827
**D	ADVANCED SERIES ASTERDENTIAL FLEXIBLE MULTI STRATEGY PORTFOLIO	0	36.130	36.130
**D	AST QMA INTL CORE EQUITY FORT PDMP	0	905.431	905.431
**D	UNEMPLOYMENT PENSION FUND	0	65.300	65.300
**D	GREAT WEST INTERNATIONAL GROWTH FUND	0	1.018.500	1.018.500
**D	THE COMMONWEALTH FUND	0	60.043	60.043
**D	GREAT WEST CORE STRATEGIES INTERNATIONAL EQUITY FUND	0	61.900	61.900
**D	GREAT WEST CORE STRATEGIES INTERNATIONAL EQUITY FUND	0	28.454	28.454
**D	GREAT WEST CORE STRATEGIES INTERNATIONAL EQUITY FUND	0	197.088	197.088
**D	KAPITALFORENINGEN MP INVEST BASIS 3 NYKREDIT PORTEFOELJE ADMINISTRATION A/S	0	366.298	366.298
**D	DT INTERNATIONAL STOCK INDEX FUND	0	164.839	164.839
**D	NATWEST TDS DEP BNYM RM GLO EQ FUND	0	16.346	16.346
**D	55041 KUP GLOBALE AKTIER IV	0	114.637	114.637
**D	ARCONIC CORP PENSION PLANS MASTER TRUST	0	530.100	530.100
**D	NON US EQUITY MGRS FORT 4 LSV	0	41.645	41.645
**D	THE NATURE CONSERVANCY WORLDWIDE OFFICE	0	206.195	206.195
**D	GS TAGS MARKET CONTINUOUS INTERNATIONAL	0	1.353	1.353
**D	NONUS EQ MANAGERS PORT 3ACADIANAN	0	179.300	179.300
**D	LSV NONUS EQUITY LICLC	0	83.275	83.275
**D	SUBSIDIZED SCHOOLS P FUND NORTHERN	0	137.978	137.978
**D	THE HARTFORD RETIREMENT PLAN TRUST FOR US EMPLOYEES	0	8.475	8.475
**D	WILLIS TOWERS WATSON GROUP TRUST	0	453.268	453.268
**D	WILLIS TOWERS WATSON GROUP TRUST	0	51.184	51.184
**D	ARCONIC RETIREMENT PLANS MASTER TRUST	0	46.566	46.566
**D	INVL BESS LP	0	1.839.474	1.839.474
**D	56038 IP LOW RISK EQUITIES I	0	3.353.671	3.353.671
**D	INVESTIN PRO F.M.B.A.	0	1.873.992	1.873.992
**D	56037 IP LOW RISK EQUITIES II	0	25.409	25.409
**D	INVESCO PERPETUAL GLOBAL BALANCED INDEX FUND	0	100.217	100.217
**D	INVESCO PERPETUAL GLOBAL EX UK CORE EQUITY INDEX FUND	0	154.013	154.013
**D	INTERNATIONAL EQUITY FUND	0	31.351	31.351
**D	KAPITALFORENINGEN EMD INVEST, GLOBALE AK TIER/II	0	78.631	78.631
**D	KAPITALFORENINGEN EMD INVEST, GLOBALE AK TIER/III	0	800.170	800.170
**D	55002 UP EUROPAISKE AKTIER	0	220.000	220.000
**D	OS INTERNATIONAL EQUITY FUND	0	47.853	47.853
**D	DEP OF SSGA NONUS EQUITY B2	0	45.828	45.828
**D	DEP OF SSGA NONUS EQUITY B1	0	44.774	44.774
**D	DEP OF SSGA NONUS EQUITY R2	0	36.187	36.187
**D	DEP OF SSGA NONUS EQUITY H1	0	2.022.310	2.022.310
**D	THE CONSOLIDATED EDISON PENSION PLAN MASTER TRUST	0	314.529	314.529
**D	MULT BOS WITH SAME RESIDENCY	0		

LISTA ESITO DELLE VOTAZIONE
 Oggetto: Nomina del Presidente del Consiglio di Amministrazione

FAVOREVOLI

Badge	Ragione Sociale	Proprio	Delega	Totale
**D	SARASIN AND PARTNERS LLP	0	182.032	182.032
**D	SIM OMNIBUS SARASIN INVEST MGMT	0	455.901	455.901
**D	SP LLP UK CHARITIES CLIENTS AC	0	4.947.567	4.947.567
**D	EFI STRATEGIES PORTFOLIO	0	5.459	5.459
**D	STICHTING BEDRIJFSTAKPENSIOENFONDS	0	421.183	421.183
**D	STICHTING SPOORWEGPENSIOENFONDS	0	50.772	50.772
**D	THE FALKLAND ISLANDS GOVERNMENT FALKLAND ISLANDS GOVERNMENT GROWTH FUND	0	279.643	279.643
**D	THE FALKLAND ISLANDS GOVERNMENT	0	205.222	205.222
**D	THE FALKLAND ISLANDS GOVERNMENT FALKLAND ISLANDS GOVERNMENT GROWTH FUND	0	20.357	20.357
**D	THE FALKLAND ISLANDS GOVERNMENT	0	274.100	274.100
**D	BNYMTCIL LAZARD GLB STRGCG EQTY FD	0	67.140	67.140
**D	BNYMTD UK LIMITED AS TRUSTEE OF CF CATALYST TRUST	0	7.545	7.545
**D	PENDENNIS FUND	0	18.396	18.396
**D	VY FRANKLIN INCOME PORTFOLIO	0	21.852	21.852
**D	ALAMOSA LLC	0	1.969	1.969
**D	RED DIAMOND INTERNATIONAL EQUITY LP	0	2.388.906	2.388.906
**D	RIVER PARTNERS GLOBAL EQUITY, LLC	0	351.515	351.515
**D	UMC BENEFIT BOARD, INC	0	89.342	89.342
**D	WESPAH FUNDS TRUST	0	0	316.877
**D	GENERAL MILLS GROUP TRUST	0	0	0
**D	CENTRAL PENSION FUND OF THE INTERNATIONAL UNION OF OPERATING ENGINEERS AND PARTICIPATING EMPLOYERS	0	0	0
**D	316.877	0	3.618	3.618
**D	VOYA GLOBAL HIGH DIVIDEND LOW VOLATILITY FUND	0	246.200	246.200
**D	FIRSTENERGY SYSTEM MASTER RETIREMENT TRUST	0	252.840	252.840
**D	LEGAL AND GENERAL DCITS ETF PLC	0	5.129	5.129
**D	BNYMTCIL WINTON GLOBAL EQUITY FD TR	0	17.481	17.481
**D	GEORGIA TECH FOUNDATION	0	13.750.659	13.750.659
**D	VANGUARD EUROPEAN STOCK INDEX FUND	0	14.223.632	14.223.632
**D	VANGUARD FTSE ALL-WORLD EX US INDEX FUND	0	289.421	289.421
**D	BMO DTC EQ COM VALUE LAZARD	0	10.906	10.906
**D	BMO FBO DTC INTL EQ COL VAL LAZARD	0	133.211	133.211
**D	THE ZEPHRA FIDUCIARY INVESTMENT FUND LTD	0	148.749	148.749
**D	OSSLAM IRL ICAV	0	38.800	38.800
**D	PCHF LSV ASSET MGMT	0	3.332	3.332
**D	CADENCE GLOBAL EQUITY FUND LP	0	129.978	129.978
**D	BNY MELLON GLOBAL INFRASTRUCTURE INCOME FUND	0	169.168	169.168
**D	R.K. MELLON INTERNATIONAL FUND.	0	303.297	303.297
**D	RICHARD KING MELLON FDN	0	4.076	4.076
**D	CDW 73 IRR PARA GL	0	8.805	8.805
**D	1975 IRREV TRUST OF C D WEYERHAEUSER	0	995	995
**D	WBW TRUST NUMBER ONE	0	3.655	3.655
**D	STEWARDSHIP FOUNDATION	0	279	279
**D	SEQUOIA FOUNDATION	0	1.052	1.052
**D	FOREST FOUNDATION	0	195.037	195.037
**D	DYNAMIC EQUITY GLOBAL EQUITY MANAGERS PORTFOLIOS SERIES	0	0	0

EA

88

LISTA ESITO DELLE VOTAZIONE

Oggetto: Nomina del Presidente del Consiglio di Amministrazione

FAVOREVOLI

Badge	Ragione Sociale	Proprio	Delega	Totale
**D	SAN DIEGO COUNTY EMPLOYEES RETIREMENT ASSOCIATION	0	298.778	298.778
**D	CF DV INTERNATIONAL STOCK INDEX FUND	0	335.870	335.870
**D	BNY MELLON FOUNDATION BY CHARLES WARD SEABURY AND LOUISE LOVETT SEABURY	0	4.718	4.718
**D	LLOYD'S REGISTER FOUNDATION	0	485.729	485.729
**D	UPMC BMO FCP	0	97.645	97.645
**D	THE PRUDENTIAL SERIES FUND NATURAL RESOURCES PORTFOLIO	0	396.125	396.125
**D	1895 FONDS FGR	0	908.142	908.142
**D	PACIFIC FUNDS DIVERSIFIED INCOME	0	1.967	1.967
**D	PHILADELPHIA GAS WORKS PENSION PLAN	0	14.175	14.175
**D	ROBECO PORTFOLIO TRUST ROBECO BOSTON PARTNERS INTERNATIONAL EQUITY FUND	0	35.483	35.483
**D	FIRST STATE INVESTMENT ICVC FIRST STATE DIVERSIFIED GROWTH FUND	0	2.332	2.332
**D	IVY PROSHARES MSCI ACWI INDEX FUND	0	19.284	19.284
**D	BCT POOLED INVESTMENT FUND SERIES SMARTEUROPEAN EQUITY FUND	0	59.108	59.108
**D	BCT POOLED INVESTMENT FUND SERIES DYNAMIC EUROPEAN EQUITY FUND	0	325.542	325.542
**D	THE UNIVERSITY COURT OF THE UNIVERSITY OF GLASGOW	0	48.885	48.885
**D	UNIVERSITY OF WISCONSIN FOUNDATION	0	153.785	153.785
**D	AUTO CLUB GROUP	0	48.310	48.310
**D	STICHTING DEPOSITARY AFG DEVELOPED MARKETS EQUITY POOL	0	6.011.478	6.011.478
**D	SAN FRANCISCO CITY AND COUNTY EMPLOYEES RETIREMENT SYSTEM	0	1.032.101	1.032.101
**D	RPL BERNSTEIN NON EQ	0	8.150	8.150
**D	ACADIAN INTERNATIONAL ALL-CAP FUND	0	66.815	66.815
**D	OICF OICL OCICL PZENA	0	604.475	604.475
**D	RWSF CIT EAFE	0	1.251.257	1.251.257
**D	RWSF CIT ACWIEUX	0	997.584	997.584
**D	RWSF CIT ACWI	0	1.601.257	1.601.257
**D	FIDELITY SALEM STREET TRUST FIDELITY SAI INTERNATIONAL INDEX FUND	0	3.217.074	3.217.074
**D	TEXAS UTILITIES QUAL NDT PARTNERSHIP	0	11.941	11.941
**D	RCB AVOIRS OPCVM	0	309.313	309.313
**D	ZVK DEAM SPK	0	220.000	220.000
**D	GLOBAL ATLANTIC GOLDMAN SACHS GLOBAL EQUITY INSIGHTS PORTFOLIO	0	2.651	2.651
**D	GLOBAL ATLANTIC BLACKROCK DISCIPLINED INTERNATIONAL CORE PORTFOLIO	0	28.815	28.815
**D	VERSUS CAPITAL REAL ASSETS FUND LLC	0	423.200	423.200
**D	THE BOSTON COMPANY ASSET MANAGEMENT	0	122.654	122.654
**D	THE SULTANATE OF OMAN MINISTRY OF DEFENCE PENSION FUND	0	293.615	293.615
**D	INVECO MARKETS II PLC	0	55.584	55.584
**D	MAN GLG EUROPEAN ALPHA INCOME FUND	0	55.000	55.000
**D	WF FRMIT STATE STREET GLOBAL SERV	0	147.787	147.787
**D	WF NES LTD EAFE GLOBAL	0	57.281	57.281
**D	BNVMTD AMITY EUROPEAN FUND	0	330.000	330.000
**D	C9W CITW FD PARAMETRIC	0	15.826	15.826
**D	MOTHER CARRINI HEALTH FOUNDATION, INC.	0	258.963	258.963
**D	GEORGETOWN UNIVERSITY	0	158.370	158.370
**D	UTIMCO SP II LLC	0	19.467	19.467

GA

pa

LISTA ESITO DELLE VOTAZIONE
 Oggetto: Nomina del Presidente del Consiglio di Amministrazione

FAYOREVOLI

Badge	Regione Sociale	Proprio	Delega	Totale
**D	BVAGESTEXTENSIONS	0	198.106	198.106
**D	STATE OF WISCONSIN INVESTMENT BOARD	0	42.886	42.886
**D	MONDRIAN EMERGING MARKETS EQUITY TREASURER OF THE STATE OF NORTH CAROLINA EQUITY INVESTMENT FUND POOLED TRUST	0	0	6.208.999
	6.208.999			
**D	BLACKROCK ACWI USIMI	0	2.593.937	2.593.937
**D	BLACKROCK GLOBAL FUNDS	0	22.839.804	22.839.804
**D	VIRTUS DUFF AND PHELPS GLOBAL INFRASTRUCTURE FUND	0	156.915	156.915
**D	ALICNY BLACKROCK GBL EQUITY	0	39.261	39.261
**D	IOWA PUBLIC EMPLOYEES RETIREMENT SYSTEM	0	1.767.116	1.767.116
**D	IOWA PUBLIC EMPLOYEES RETIREMENT SYSTEM	0	289.289	289.289
**D	IOWA PUBLIC EMPLOYEES RETIREMENT SYSTEM	0	277.243	277.243
**D	NTMA ISIF ILM EUROPEAN EQUITY	0	151.371	151.371
**D	WF AND CO CASH PLN EVERGN INV 1	0	844.916	844.916
**D	WF AND CO CASH PLN MONDN INV PT	0	168.500	168.500
**D	MAN FUNDS PLC	0	419.063	419.063
**D	THE EUROPEAN CENTRAL BANK	0	7.398	7.398
**D	PS SP INTL DEVEL MOMENTUM PORT	0	1.442.464	1.442.464
**D	PUBLIC SERVICE ENTERPRISE GROUP INC MASTER DEFINED BENEFIT RETIREMENT TRUST	0	426.363	426.363
**D	AL TRUST H3 FONDS SPK	0	828.674	828.674
**D	AL TRUST FONDS SP 7 SPK	0	43.920	43.920
**D	ATIVO CAPITAL	0	234.462	234.462
**D	ADVANCED SERIES TRUST - AST FI PYRAMIS QUANTITATIVE PORTFOLIO	0	124.267	124.267
**D	SLI SICAV GBL FOCUSED STRATEGIES FD	0	69.230	69.230
**D	SLI GBL SICAV CON EU EQ IN FD	0	2.408.043	2.408.043
**D	SLI GLOBAL ABSOLUTE RET STRATEGIES	0	218.872	218.872
**D	SLI GLOBAL EQUITIES FUND	0	154.989	154.989
**D	SLI EUROPEAN EQUITIES FUND	0	128.847	128.847
**D	SLI EUROPEAN EQUITY UNCONSTRAINED	0	61.516	61.516
**D	ONFF WILLIAM BLAIR NONUS	0	10.804	10.804
**D	DIocese OF VENICE PENSION PLAN AND TRUST	0	98.621	98.621
**D	UFJF MCM MSCI WORLD FD	0	342.854	342.854
**D	HP INC. MASTER TRUST	0	139.876	139.876
**D	FIRE AND POLICE PENSION ASSOCIATION OF COLORADO	0	260.547	260.547
**D	RHODE ISLAND EMPLOYEES RETIREMENT SYSTEMS POOLED TRUST	0	391.928	391.928
**D	CEBF WILLIAM BLAIR IACC	0	28.640	28.640
**D	CEBF LEIA ATIVO IE	0	1.293.907	1.293.907
**D	CEBF LAZARD ILCE	0	1.430.098	1.430.098
**D	PUBLIC EMPLOYEE RETIREMENT SYSTEM OF IDAHO	0	959.910	959.910
**D	PUBLIC EMPLOYEE RETIREMENT SYSTEM OF IDAHO	0	440.739	440.739
**D	PUBLIC EMPLOYEE RETIREMENT SYSTEM OF IDAHO	0	14.326	14.326
**D	PITTSBURGH THEOLOGICAL SEMINARY OF THE PRESBYTERIAN CHURCH	0	368.949	368.949
**D	RAYTHEON MASTER PENSION TRUST	0	509.300	509.300
**D	RAYTHEON MASTER PENSION TRUST	0	335.646	335.646
**D	RAYTHEON MASTER PENSION TRUST	0		

91

902

LISTA ESITO DELLE VOTAZIONE
 Oggetto: Nomina del Presidente del Consiglio di Amministrazione

FAVOREVOLI

Badge	Ragione Sociale	Proprio	Delega	Totale
**D	CZ BANDELEN SSGA	0	81.472	81.472
**D	PGVF SSGA	0	8.102	8.102
**D	PGVF PG E QUALIFIED PANAGORA EAFE	0	232.085	232.085
**D	PDBF NUVEEN	0	284.823	284.823
**D	DMS INVESTMENT GMBH ON BEHALF OF DEAM FONDS ZDV	0	151.500	151.500
**D	CENTRAL STATES SE AND SW H AND W FUNDS	0	266.400	266.400
**D	CE8F STRATEGIC GBL EAFE	0	45.120	45.120
**D	BNYMCIL MAN NUMERIC GLOBAL EQ TR	0	3.500	3.500
**D	HIGF HGHLD PBINE WLSTN CF	0	9.314	9.314
**D	HGHF HGHLD PBINE WLSTN CF	0	18.869	18.869
**D	CITY OF NEW YORK DEFERRED COMPENSATION PLAN	0	1.839.357	1.839.357
**D	MO3F MARATHON WELLINGTON	0	44.657	44.657
**D	VANGUARD INTL HIGH DIV YLD INDEX FD	0	1.429.076	1.429.076
**D	NSNF PARA EAFE PI 2	0	43.914	43.914
**D	NSNF PARA EAFE PI 1	0	39.937	39.937
**D	NSNF PARA EAFE MONFI	0	49.788	49.788
**D	MINISTER FOR FINANCE AND IRELAND STRATEGIC INVESTMENT FUND ISIF	0	11.070	11.070
**D	INVERSCO FUNDS	0	15.304.065	15.304.065
**D	STICHTING BENAAREDER ACRMEA BELEGINGSPOOLS AIM ANW ETAFZ026002	0	1.401.413	1.401.413
**D	ALASKA PERMANENT FUND CORPORATION	0	2.797.490	2.797.490
**D	PUBLIC SCHOOL TEACHERS' PENSION AND RETIREMENT FUND OF CHICAGO	0	8.070	8.070
**D	DUKE ENERGY QUALIFIED NUCLEAR DECOMMISSIONING	0	308.687	308.687
**D	VOYA INTERNATIONAL CORE FUND	0	260.065	260.065
**D	AUTO CLUB INSURANCE ASSOCIATION	0	148.845	148.845
**D	PUBLIC EMPLOYEES RETIREMENT ASSOCIATION OF NEW MEXICO	0	319.620	319.620
**D	STANLEY LSV STANLEY BLACK AND DECKER INC PENSION MASTER TRUST	0	115.700	115.700
**D	SCHOOL EMPLOYEES RETIREMENT SYSTEM OF OHIO	0	366.502	366.502
**D	PUBLIC EMPLOYEES RETIREMENT SYSTEM OF MISSISSIPPI	0	379.700	379.700
**D	KENTUCKY RETIREMENT SYSTEMS INSURANCE TRUST FUND	0	806.963	806.963
**D	KENTUCKY RETIREMENT SYSTEMS INSURANCE TRUST FUND	0	106.187	106.187
**D	KENTUCKY RETIREMENT SYSTEMS INSURANCE TRUST FUND	0	482.353	482.353
**D	KENTUCKY RETIREMENT SYSTEMS INSURANCE TRUST FUND	0	321.100	321.100
**D	KENTUCKY RETIREMENT SYSTEMS INSURANCE TRUST FUND	0	259.717	259.717
**D	KENTUCKY RETIREMENT SYSTEMS	0	1.095.982	1.095.982
**D	KENTUCKY RETIREMENT SYSTEMS	0	759.700	759.700
**D	KENTUCKY RETIREMENT SYSTEMS	0	473.908	473.908
**D	INDIANA PUBLIC RETIREMENT SYSTEM	0	743.303	743.303
**D	INDIANA PUBLIC RETIREMENT SYSTEM	0	164.861	164.861
**D	GENERAL MILLS INVESTMENT TRUST	0	116.042	116.042
**D	SDG AND E QUALIFIED NUCLEAR DECOMMISSIONING TRUST PARTNERSHIP	0	92.945	92.945
**D	VOYA MUTLI MANAGER INTERNATIONAL FACTORS FUND	0	308.133	308.133
**D	VERIZON MASTER SAVINGS TRUST	0	53.564	53.564
**D	VEBA PARTNERSHIP N L P	0	166.193	166.193
**D	VEBA PARTNERSHIP N L P	0		

EM

903

LISTA ESITO DELLE VOTAZIONE
 Oggetto: Nomina del Presidente del Consiglio di Amministrazione

FAVOREVOLI

Badge	Ragione Sociale	Proprio	Delega	Totale
**D	BELL ATLANTIC MASTER TRUST	0	407.128	407.128
**D	BELL ATLANTIC MASTER TRUST	0	30.514	30.514
**D	BELL ATLANTIC MASTER TRUST	0	678.480	678.480
**D	BELL ATLANTIC MASTER TRUST	0	628.690	628.690
**D	BELL ATLANTIC MASTER TRUST	0	224.550	224.550
**D	UNITED STATES ARMY NONAPPROPRIATED FUND EMPLOYEE RETIREMENT PLAN TRUST	0	19.421	19.421
**D	EMPLOYEES' RETIREMENT SYSTEM OF THE STATE OF HAWAII	0	908.825	908.825
**D	SOUTH DAKOTA RETIREMENT SYSTEM	0	77.033	77.033
**D	STATE OF SOUTH DAKOTA	0	5.316.665	5.316.665
**D	PENSION RESERVES INVESTMENT TRUST FUND	0	1.128.831	1.128.831
**D	ACADIAN ALL COUNTRY WORLD EX US FUND	0	261.611	261.611
**D	METROPOLITAN EMPLOYEE BENEFIT SYSTEM	0	1.362.371	1.362.371
**D	FLORIDA RETIREMENT SYSTEM	0	1.580.141	1.580.141
**D	BLACKROCK WORLD EX FLORIDA RET SYS	0	134.579	134.579
**D	FLORIDA RETIREMENT SYSTEM	0	59.338	59.338
**D	PENN SERIES DEV INTL INDEX FUND	0	420.371	420.371
**D	FLORIDA RETIREMENT SYSTEM	0	688.000	688.000
**D	EMPLOYEES RETIREMENT SYSTEM OF TEXAS	0	316.516	316.516
**D	BLK COMTS INC INV TST INV PF BNYMFD	0	5.574.342	5.574.342
**D	BNYMFD BLK CONT EUR EQ TRCK FD INV	0	10.560.045	10.560.045
**D	BNYMFD BLK CONTINENTAL EURO INC	0	93.547	93.547
**D	UPMC BMO PENSION	0	40.301	40.301
**D	UTC EDHEC BLACKROCK UNITED TECHNOLOGIES CORPORATION MASTER RETIREMENT	0	1.999.912	1.999.912
**D	TEA BLACKROCK INC INTL	0	74.536	74.536
**D	NV BRIF ALLINCERNSTN INTL EQ	0	2.546.628	2.546.628
**D	NV PERS SSGA EAFE INDEX PUBLIC EMPLOYEES RETIREMENT SYSTEM OF NEVADA	0	2.389.210	2.389.210
**D	NV PERS MELLON CAPITAL INDEX	0	1.354	1.354
**D	LOUISIANA STATE ERS TERROR FREE INT	0	13.615	13.615
**D	LOUISIANA STATE ERS MONDRIAN LG CAP	0	10.201	10.201
**D	LOUISIANA STATE ERS MSCI EXUS INDEX	0	539.823	539.823
**D	IVY APOLLO MLT ASSET INC GEI IVY	0	617.700	617.700
**D	ENSIGN PEAK CP LSV INTL LARGE	0	2.567.000	2.567.000
**D	ENSIGN PEAK EAFE LSV ASSET	0	5.484	5.484
**D	PRINCIPAL GLOBAL INVESTORS FUNDS	0	81.476	81.476
**D	UPMC BMO	0	1.476.092	1.476.092
**D	AST INTL VAL LAZARD PD42	0	680.500	680.500
**D	AST ADVANCED STRAT LSV PD15	0	624.400	624.400
**D	AST INTL VALUE LSV PD41	0	346.917	346.917
**D	BLL AQUIL LIIFGLO3000 FMEN WHT INDEFD	0	167.993	167.993
**D	POOL RE L AND G MSCI EQ	0	81.706	81.706
**D	POOL RE JPM REI EQUITY	0	16.015	16.015
**D	AST GS MULTI ASSET PORT LIQ PDHB	0	184.247	184.247
**D	STATE BOARD OF ADMINISTRATION OF FLORIDA	0	2.277.699	2.277.699
**D	IVY GLBL EQUITY INC	0		

Handwritten mark

906

LISTA ESITO DELLE VOTAZIONE
 Oggetto: Nomina del Presidente del Consiglio di Amministrazione

FAVOREVOLI

Badge	Ragione Sociale	Proprio	Delega	Totale
***	SRF AOR	0	342.460	342.460
***	IVY VIP GLOBAL EQUITY INCOME	0	1.078.445	1.078.445
***	IOWA PUBLIC EMPLOYEES RETIREMENT SYSTEM	0	92.153	92.153
***	METROPOLITAN LIFE INSURANCE COMPANY	0	423.219	423.219
***	IMASCO HOLDINGS GRP INC AND PARTICIPATING AFFILIATES RETIREMENT PLAN	0	18.720	18.720
***	ENERGY INSURANCE MUTUAL LIMITED	0	39.882	39.882
***	PRUDENTIAL INVESTMENT PORTFOLIO 2 PRUDENTIAL QMA INTL DEVELOPED MKRTS INDEX FUND	0	26.576	26.576
***	AL TRUST AKTIEN EUROPA SPK	0	60.023	60.023
***	UPS GROUP TRUST	0	484.117	484.117
***	TENNESSEE VALLEY AUTHORITY RETIREMENT SYSTEM	0	25.682	25.682
***	TENNESSEE VALLEY AUTHORITY RETIREMENT SYSTEM	0	8.786	8.786
***	TENNESSEE VALLEY AUTHORITY RETIREMENT SYSTEM	0	181.381	181.381
***	TENNESSEE VALLEY AUTHORITY RETIREMENT SYSTEM	0	53.819	53.819
***	SOUTH CAROLINA RETIREMENT SYSTEMS GROUPTRUST	0	1.515.290	1.515.290
***	THE STATE OF CONNECTICUT ACTINGTHROUGH ITS TREASURER	0	1.021.326	1.021.326
***	BOARD OF PENSIONS OF THE EVANGELICAL LUTHERAN CHURCH IN AMERICA	0	183.187	183.187
***	BOARD OF PENSIONS OF THE EVANGELICAL LUTHERAN CHURCH IN AMERICA	0	1.027.866	1.027.866
***	ARKANSAS PUBLIC EMPLOYEES RETIREMENT SYSTEM	0	136.236	136.236
***	SANTA BARBARA COUNTY EMPLOYEESRETIREMENT SYSTEM	0	4.079	4.079
***	BANK OF KOREA	0	595.155	595.155
***	THE BANK OF KOREA	0	911.020	911.020
***	BNY MELLON GLOBAL FUNDS PLC	0	32.400	32.400
***	IWHF LSV ASSET INVESTMENT	0	136.873	136.873
***	NON US EQUITY MGRS PORT 1 LAZARD	0	664.851	664.851
***	PFI INTL EQUITY INDEX FUND	0	630.290	630.290
***	VIRTUS TOTAL RETURN FUND INC.	0	116.495	116.495
***	ALLSTATE LIFE INSURANCE COMPANY	0	20.900	20.900
***	SARATOGA INTERNATIONAL EQUITY PORTFOLIO	0	7.542	7.542
***	THE AMERICAN UNIVERSITY IN CAIRO	0	39.255	39.255
***	VOYA BALANCED PORT INTL VALUE	0	1.366.465	1.366.465
***	VOYA INTERNATIONAL INDEX PORTFOLIO	0	338.149	338.149
***	VOYA INERSTRCTR INDUST AND MATRLSFD	0	97.580	97.580
***	VOYA GLOBAL EQUITY PORTFOLIO	0	90.716	90.716
***	MINISTERS AND MISSNRES BENEFIT BRD OF AMERICAN BPTST CHURCHES	0	162.803	162.803
***	PPXF WILLIAM BLAIR CO	0	26.690	26.690
***	ERYF ATIVO CAPITAL	0	194.080	194.080
***	CALIFORN ENDOW LAZARD	0	197.837	197.837
***	VOYA NM INTL EQUITY FUND LAZARD	0	3.112	3.112
***	RES INVESTMENT FUNDS ICVC MANAGED INCOME FUND	0	35.798	35.798
***	VOYA GLOBAL EQUITY FUND	0	38.756	38.756
***	DEUTSCHE XTRK MSCI EMU HDG EQ ETF	0	1.600.000	1.600.000
***	AXA MFS FINANCIAL DAC	0	11.269	11.269
***	GS ACTIVEBETA EUROPE ETF	0	525.405	525.405
***	GS ACTIVE BETA INTL EQUITY ETF	0		

BM

Pos

LISTA ESITO DELLE VOTAZIONE
 Oggetto: Nomina del Presidente del Consiglio di Amministrazione

FAVOREVOLI

Badge	Ragione Sociale	Proprio	Delega	Totale
**D	PVC DIVERSIFIED INTERNATIONAL AC	0	275.388	275.388
**D	PFI DIVERSIFIED INTERNATIONAL FUND	0	14.446.341	14.446.341
**D	BNYMCIL LM QS MV EURO EQ GAI FD	0	53.000	53.000
**D	CTJ RE STANLIB GLOBAL EQ ARR USD	0	284.229	284.229
**D	CTJ RE STANLIB GLOBAL EQUITY FD AB	0	54.000	54.000
**D	BNYD CF CANLIFE GBL INFR FD	0	100.243	100.243
**D	PGIF EUROPEAN EQUITY FUND BNYMCIL	0	85.749	85.749
**D	PFI OVERSEAS ED EMC	0	549.402	549.402
**D	PFI INTERNATIONAL FD I ORIGIN	0	192.000	192.000
**D	PFI OVERSEAS FD BHMS	0	3.232.159	3.232.159
**D	BNYMCIL LAZARD EUROPEAN EQUITY FUN	0	138.417	138.417
**D	INVESCO STRATEGIC DEVELOPED EX-US ETF	0	228.943	228.943
**D	INTERNATIONALE KAPITALANLAGESELLSCHAFT MBH	0	55.248	55.248
**D	KAPITALANLAGESELLSCHAFT MBH	0	423.304	423.304
**D	MAPPRE MSV LIFE PLC	0	674.429	674.429
**D	VY TEMPLETON FOREIGN EQUITY	0	169.730	169.730
**D	VOYA INTERNATIONAL HIGH DIVIDEND EQUITY INCOME FUND	0	18.427	18.427
**D	VOYA GLOBAL EQUITY DIVIDEND AND PREMIUM OPPORTUNITY FUND	0	95.496	95.496
**D	VOYA GLOBAL ADVANTAGE AND PREMIUM OPPORTUNITY FUND	0	30.998	30.998
**D	VOYA GLOBAL EQUITY DIVIDEND FUND	0	8.062	8.062
**D	INVESCO S AND P EUROPE 350 EQUAL WEIGHT INDEX ETF	0	1.322	1.322
**D	IQ 50 PERCENT HEDGED FTSE EURO ETF	0	7.784	7.784
**D	IQ 50 PERCENT HEDGED FTSE INIL ETF	0	154.495	154.495
**D	ALLSTATE INSURANCE CO BLACKROCK	0	245.092	245.092
**D	GREATLINK SUPREME ACADIAN	0	13.051	13.051
**D	LUX NYKREDIT GLOBAL EQUITIES	0	563.819	563.819
**D	CEP DEP IP GLOBAL EX UK ENHAN IND	0	31.555	31.555
**D	CEP DEP IP EUROPEAN EQUITY	0	3.018.432	3.018.432
**D	NKB 31004 INV MM INVEST EUROPA AKK	0	655.330	655.330
**D	NYKREDIT INVEST GLOBALE AKTIER SRI	0	477.778	477.778
**D	NYKREDIT INVEST TAKTISK ALLOKERING	0	125.761	125.761
**D	NKB INVEST GLOBALE AKTIER BASIS	0	41.213	41.213
**D	CEP DEP IP EUROPEAN HIGH INCOME	0	34.608	34.608
**D	CEP DEP IP EUROPEAN EQTY INCOME	0	1.667.588	1.667.588
**D	PUBLIC EMPLOYEES RETIREMENT SYSTEM OF MISSISSIPPI	0	1.119.031	1.119.031
**D	POWERSHARES S AND P GLOBAL EX CANADA HIGH DIVIDEND LOW VOLATILITY INDEX ETF	0	13.177	13.177
**D	NATIONAL ELEVATOR INDUSTRY HEALTH BENEFIT PLAN	0	111.100	111.100
**D	DOFF AND PHELPS GLOBAL UTILITY INCOME FUND INC	0	3.013.959	3.013.959
**D	EMPLOYEES RETIREMENT TRUST OF BANK OF MONTREAL HARRIS	0	143.139	143.139
**D	HRCO RPMT HAP RHUMBLINE EAFE	0	4.038	4.038
**D	NATWEST DEP SPF EUROPE EQ SSGA	0	138.954	138.954
**D	PS FTSE 10 BT EQ WT PORT	0	2.560	2.560
**D	FLORIDA RETIREMENT SYSTEM	0	2.466.383	2.466.383

BA

906

LISTA ESITO DELLE VOTAZIONE

Oggetto: Nomina del Presidente del Consiglio di Amministrazione

FAVOREVOLI

Badge	Ragione Sociale	Proprio	Delega	Totale
**D	FLORIDA RETIREMENT SYSTEM	0	3.131.733	3.131.733
**D	HRCO RPMT HAF LAZARD ASSET MGMT	0	36.535	36.535
**D	AOHIT HAI RHUMELINE EAFE THE ARCHDIOCESE OF HARTFORD INVESTMENT TRUST	0	4.611	4.611
**D	AOHIT HAI LAZARD ASSET MGT THE ARCHDIOCESE OF HARTFORD INVESTMENT TRUST	0	45.723	45.723
**D	ING PARAPLUFONDS 1 N.V.	0	655.749	655.749
**D	NN PPLNV NN PREMIUM DIVIDEND FUND	0	348.064	348.064
**D	ACADIAN INTERNATIONAL EQUITY FUND LLC	0	103.514	103.514
**D	ACADIAN NON US ALL CAP EQUITY FUND USD HEDGED LLC	0	368.773	368.773
**D	BOK KIC GABO16	0	1	1
**D	BOK KIC GPE00	0	100.679	100.679
**D	THE GOVERNMENT EMPLOYEES PENSION FUND GEPE	0	312.557	312.557
**D	BOK MCM DM PEQ	0	1	1
**D	GOLDMAN SACHS GMS ERISA GROUP TRUST	0	111.300	111.300
**D	MONUS EQUITY MGRSPORT 1 ACADIANAN	0	42.027	42.027
**D	SPRUCEGROVE NONUS EQUITY LLCIC	0	70.964	70.964
**D	AST PRU GRWTH ALL PTF OMA EAFE PDEF	0	292.154	292.154
**D	ACADIAN ALL COUNTRY WORLD MANAGED VOLATILITY EQUITY FUND LLC	0	68.963	68.963
**D	56053 IP GLOBAL EQUITIES I	0	456.411	456.411
**D	WILM MULTI MGR FD JO HAMBRO	0	238.500	238.500
**D	WILMINGTON MULTI MANAGER INTERNATIONAL FUND	0	101.489	101.489
**D	CEP DEP IP GLOBAL TARGETED RE FUND	0	1.114.712	1.114.712
**D	IVY PZENA INTERNATIONAL VALUE FUND	0	433.574	433.574
**D	PS FTSE RAFI DEVEL MAR EX US PORT	0	784.659	784.659
**D	POWERSHARES GLOBAL FUNDS IRELAND PLC	0	13.840	13.840
**D	PS FTSERAFI EU UCITS ETF BNYMTCIL	0	7.877	7.877
**D	AST FI PYRAMIS QUANT AA IE SC PDGJ	0	971.662	971.662
**D	AST FI PYRAMIS QUANT AA GIB EQ PDGH	0	109.843	109.843
**D	PRU JEN GL INFRASTRUCTURE FUND PDLF	0	172.480	172.480
**D	AST JENNISON GLOBAL INFRASTR FDMN	0	65.602	65.602
**D	AST JPM GL THEM PORT 2 INT EME PDNE	0	213.020	213.020
**D	AST BLKRRK GBL STR INT SAE PDCC	0	13.515	13.515
**D	THE PRUDENTIAL SERIES FUND GLOBAL PORTFOLIO	0	280.300	280.300
**D	PSF FLEXIBLE MANAGED PORTF OMA	0	98.012	98.012
**D	PSF CONSERVATIVE BAL PORTF OMA	0	61.737	61.737
**D	PRU OMA WRLD FD INC PRU INT EQTY	0	11.780.717	11.780.717
**D	PRU OMA WRLD FD INC PRU INT EQTY	0	251.466	251.466
**D	PRUDENTIAL INVESTMENT PORTFOLIOS INC PRUDENTIAL BALANCED FUND	0	106.587	106.587
**D	FT NASDAQ SMART GRID INDEX FUND	0	37.631	37.631
**D	FT ISE GLOBAL WIND ENERGY INDEX FND	0	277.120	277.120
**D	BNYMTCIL GIG EUROPEAN EQ ALTER TEAD	0	305.843	305.843
**D	STICHTING BEDRIJFSTAKPENSIOENFONDS VOOR DEZOEETWARENINDUSTRIE	0	326.173	326.173
**D	GREAT-WEST INTERNATIONAL INDEX FUND	0	582.285	582.285
**D	AST RCM WORLD TRENDS PORT PDEF	0	1.032.953	1.032.953

EA

907

LISTA ESITO DELLE VOTAZIONE

Oggetto: Nomina del Presidente del Consiglio di Amministrazione

FAVOREVOLI

Badge	Ragione Sociale	Proprio	Delega	Totale
**D	ADVANCED SERIES TRUST-AST PRUDENTIAL GROWTH ALLOCATION PORTFOLIO	0	836.755	836.755
**D	STATE OF WISCONSIN INVESTMENT BOARD	0	380.758	380.758
**D	STATE OF WISCONSIN INVESTMENT BOARD	0	2.769.424	2.769.424
**D	STATE OF WISCONSIN INVESTMENT BOARD	0	1.831.025	1.831.025
**D	STATE OF WISCONSIN INVESTMENT BOARD	0	400.704	400.704
**D	STATE OF WISCONSIN INVESTMENT BOARD	0	7.299	7.299
**D	THE BANK OF KOREA	0	2	2
**D	THE BANK OF KOREA	0	583.627	583.627
**D	ACADIAN GLOBAL MANAGED VOLATILITY EQUITY FUND LLC	0	26.203	26.203
**D	BOK KIC GEEQ2 0	0	61.260	61.260
**D	THE STATE OF CONNECTICUT	0	89.100	89.100
**D	THE STATE OF CONNECTICUT ACTINGTHROUGH ITS TREASURER	0	894.647	894.647
**D	EMPLOYEES RETIREMENT SYSTEM OF TEXAS	0	41.834	41.834
**D	DEUTSCHE XTRKS MSCI ALL WORLD HDG	0	232.717	232.717
**D	CP3F LAZARD	0	3.449	3.449
**D	CANDLES PROVIDENT PENSION FUND	0	111.362	111.362
**D	NKB SI MOMENTUM AKTIER	0	9.669	9.669
**D	NKB SI MOMENTUM AKTIER AKK	0	182.479	182.479
**D	NKB SII DOW JONES SWI	0	278.980	278.980
**D	NKB SII EUROPE VALUE	0	40.678	40.678
**D	IQ CANDRIAM ESG INTERNATIONAL EQUITY ETF	0	65.376	65.376
**D	MARION BRADLEY PARTITION TRUST	0	576.360	576.360
**D	STICHTING BEURJESPENSIENFONDS	0	13.062	13.062
**D	KAPITALFORENINGEN INVESTIN PRO	0	16.765	16.765
**D	POWERSHARES S AND P INTERNATIONAL DEVELOPED HIGH DIVIDEND LOW VOLATILITY PORTFOLIO	0	11.676	11.676
**D	PNC GBL OMNIBUS CUSTODY	0	60.616	60.616
**D	AZL NFJ INTERNATIONAL VALUE FUND	0	15.689.762	15.689.762
**D	SPARTAN INTL INDEX	0	5.836	5.836
**D	AD2F TSPC LAZARD	0	93.860	93.860
**D	AD1F APP LSV IE	0	99.900	99.900
**D	TXME LAZARD	0	649.257	649.257
**D	STICHTING PENSIOENFONDS VAN DE ABN	0	715.382	715.382
**D	BELLSOUTH CORP REA VEBB TRUST	0	117.543	117.543
**D	ARCHDIOCESE OF NEW YORK MASTER TRUST	0	102.431	102.431
**D	SHELL PENSION TRUST	0	167.133	167.133
**D	SHELL PENSION TRUST	0	251.251	251.251
**D	MNVE SSGA INTL EQUITY	0	40.251	40.251
**D	LF1F LSV ASSET MGMT	0	199.200	199.200
**D	DREYFUS INDEX FUNDS INC DREYFUS INTERNATIONAL STOCK INDEX FUND	0	325.681	325.681
**D	DREYFUS INTERNATIONAL EQUITY FUND	0	1.179.138	1.179.138
**D	ECBSEG	0	371.490	371.490
**D	WHFF WCTC EZENA	0	83.716	83.716
**D	CITY OF MEMPHIS RETIREMENT SYSTEM	0	78.344	78.344

GA

908

LISTA ESITO DELLE VOTAZIONE
 Oggetto: Nomina del Presidente del Consiglio di Amministrazione

FAVOREVOLI

Badge	Ragione Sociale	Proprio	Delega	Totale
**D	LOUISIANA SHERIFFS ARROWSTREET	0	119.204	119.204
**D	EMPLOYEES RETIREMENT SYSTEM OF TEXAS	0	1.209.000	1.209.000
**D	LAZARD GLOBAL EQUITY INC ED ONSHORE	0	185.576	185.576
**D	LAZARD EUROPEAN ALPHA FUND	0	312.741	312.741
**D	PZENA INVESTMENT MGT	0	468.363	468.363
**D	PFI SYSTEMATEX INTERNATIONAL FD PGI	0	305.879	305.879
**D	APL RB EQ DEV MIRA	0	95.834	95.834
**D	BLL AQUILA LIFE FTSE RAFI DEVELOPED	0	1.131.329	1.131.329
**D	BLL AQUILA LIFE MSCI WORLD FUND	0	1.619.769	1.619.769
**D	BLL AQUILA LIFE OSEAS EQUITY FUND	0	6.846	6.846
**D	THE OPEC FUND FOR INTERNATIONAL DEVELOPMENT	0	408.894	408.894
**D	BR GLOBAL OPP PORT EQUITY SLEEVE	0	125.297	125.297
**D	BLL ASCENT LIFE EUROPEAN	0	748.290	748.290
**D	AST ACADEM STRAT RAJENNISON PD07	0	129.239	129.239
**D	TEACHERS' RETIREMENT SYSTEM OF LOUISIANA	0	1	1
**D	TEACHERS' RETIREMENT SYSTEM OF LOUISIANA	0	233.197	233.197
**D	SEMPRA ENERGY PENSION MASTER TRUST	0	78.870	78.870
**D	SEATTLE CITY EMPLOYEES RETIREMENT SYSTEM	0	622.873	622.873
**D	PS6F STATE STREET INTL EQ	0	85.769	85.769
**D	AST JPM SO CAPITAL PRESERV FD4G	0	53.412	53.412
**D	AST JPM SO EAFE OPP PD4D	0	5.204.967	5.204.967
**D	BLL AQUILA LIFE EUROPEAN EQUITY	0	67.736	67.736
**D	AIF 21104 LFI AKT EUROPA II	0	39.674	39.674
**D	INVESTIRINGSFORENINGEN LAEGERNES INVEST,	0	1.163.177	1.163.177
**D	AF81 LABOR SELECT INTL EQ	0	495.672	495.672
**D	DEUTSCHE XTRKS MSCI EURO CCYHGD	0	28.623	28.623
**D	ARC RB EQ DEV KAITOS	0	1.194	1.194
**D	POWERSHARES PUREBETA FTSE DEVELOPED EX NORTHAMERICA PORTFOLIO	0	72.854	72.854
**D	RTC EMULATION	0	321.408	321.408
**D	SCEF MONDRIAN	0	188.961	188.961
**D	SAEF SCE PANAGORA QUAL	0	8.531	8.531
**D	DBX FTSE DEV EX US COMP FACTOR	0	615.196	615.196
**D	ABN AMRO FF UBS RAFI 1000	0	61.704	61.704
**D	ASV RB EQ DEV MENKAR	0	19.212	19.212
**D	PGTF DR NON US EQUITY GT	0	155.500	155.500
**D	MCKINLEYCAPINTLGROWT	0	2.471.920	2.471.920
**D	DEUTSCHE XTRKS MSCI EAFE CCYHGD	0	17.715	17.715
**D	TGNF PANAGORA INTL EQ	0	334.780	334.780
**D	FARMERS GROUP INC EMPLOYEES PENSION PLAN TRUST	0	484.463	484.463
**D	FARMERS GROUP INC 401 K SAVINGS PLAN	0	2.605.885	2.605.885
**D	ROWF GT ACWI EX US	0	809.731	809.731
**D	SBSA GEFF BLACKROCK EQUITY	0	1.304.006	1.304.006
**D	BOA PENSION PLAN MONDRIAN	0		

Pop

24

LISTA ESITO DELLE VOTAZIONE
 Oggetto: Nomina del Presidente del Consiglio di Amministrazione

FAVOREVOLI

Badge	Ragione Sociale	Proprio	Delega	Totale
**D	ALASKA PERMANENT FUND CORPORATION	0	1.150.133	1.150.133
**D	ALASKA PERMANENT FUND CORPORATION	0	928.534	928.534
**D	3M ERIP RAFT ERAE	0	380.124	380.124
**D	AF7 EQUITY FUND	0	9.476.085	9.476.085
**D	SISTERS OF CHARITY OF LEAVENWORTH HEALTH SYSTEM MASTER TRUST	0	93.385	93.385
**D	MSV JP MORGAN	0	312.609	312.609
**D	NEPF LSV ASSET MGMT	0	567.200	567.200
**D	NATIONAL ELEVATOR INDUSTRY PENSION PLAN	0	286.900	286.900
**D	CYBF ATIVO CAPITAL MGMT	0	48.820	48.820
**D	CYBF LSV ASSET MGMT	0	208.600	208.600
**D	LEPF LAZARD	0	125.499	125.499
**D	RZSF3002 NON US EQ MONDRIAN	0	598.464	598.464
**D	RZSF3001 NON US GE W BLAIR	0	216.592	216.592
**D	ATFF LAZARD	0	259.100	259.100
**D	ADEPT INVESTMENT MANAGEMENT PLC	0	982.876	982.876
**D	INVESCO PERPETUAL GLOBAL TARGETED INCOME FUND	0	14.813	14.813
**D	CEP DEP IP EURO EX UK ENH IND FD	0	13.340	13.340
**D	STICHTING BEDRIJFSTAKPENSIOENFONDS. VOOR DEZOEETWARENINDUSTRIE EUROPAWEG	0	428.092	428.092
**D	VIRGINIA RETIREMENT SYSTEM	0	188.000	188.000
**D	VIRGINIA RETIREMENT SYSTEM	0	189.383	189.383
**D	VIRGINIA RETIREMENT SYSTEM	0	2.422.000	2.422.000
**D	VIRGINIA RETIREMENT SYSTEM	0	1.588.338	1.588.338
**D	PMPT-INKA-FONDS	0	503.941	503.941
**D	THE ROMAN CATHOLIC ARCHBISHOP OF LOS ANGELES	0	243.395	243.395
**D	PLUMBERS AND PIPEFITTERS NATIONAL PENSION PLAN	0	282.760	282.760
**D	AIC CAMBIAR INTERNATIONAL EQUITY FUND	0	3.489.000	3.489.000
**D	LAWRENCE LIVERMORE NATIONAL SECURITY LLC AND LOS ALAMOS NATIONAL SECURITY LLC DEFINED BENEFIT PLANGROUP TRUST	128.737	0	128.737
**D	LLNS LLC AND LANS LLC DEFINED BENEFIT PLAN GROUP TRUST	0	558.725	558.725
**D	DB2F LSV ASSET MGMT	0	82.300	82.300
**D	MSV LIFE PLC	0	78.720	78.720
**D	VANGUARD GLOBAL DIVIDEND FUND	0	1.698	1.698
**D	EL2F EL2 LSV	0	33.900	33.900
**D	COUNTY EMPLOYEES ANNUITY AND BENEFIT FUND OF COOK COUNTY	0	70.240	70.240
**D	COUNTY EMPLOYEES ANNUITY AND BENEFIT FUND OF COOK COUNTY	0	295.170	295.170
**D	COUNTY EMPLOYEES ANNUITY AND BENEFIT FUND OF COOK COUNTY	0	446.083	446.083
**D	COUNTY EMPLOYEES ANNUITY AND BENEFIT FUND OF COOK COUNTY	0	800.889	800.889
**D	COUNTY EMPLOYEES ANNUITY AND BENEFIT FUND OF COOK COUNTY	0	136.046	136.046
**D	CASEY FP ARROWSTREET	0	6.523	6.523
**D	UNITED CHURCH FUNDS OMA BFF	0	144.500	144.500
**D	UNITED CHURCH FUNDS LSV ASSET MGMT	0	56.056	56.056
**D	OSBF PANAGORA	0	50.448	50.448
**D	BNYMTCIL FT EURO ALPHADEX UCITS ETF	0	1.491.342	1.491.342
**D	BNY MELLON INTERNATIONAL FUND	0	0	0

BA

leo

LISTA ESITO DELLE VOTAZIONE
 Oggetto: Nomina del Presidente del Consiglio di Amministrazione

FAVOREVOLI

Badge	Ragione Sociale	Proprio	Delega	Totale
**D	DEUTSCHE XTRAK MSCI STH EUR HDG ETF	0	6.647	6.647
**D	LEFF WILLIAM BLAIR	0	130.022	130.022
**D	COLUMBIA SUSTAINABLE INTL EQ EIF	0	3.871	3.871
**D	JDRF LSV NON US LONG	0	406.300	406.300
**D	INB COP TREAS PWP RHUMBLINE MSCI	0	53.869	53.869
**D	AB FOODS ARTEMIS	0	776.625	776.625
**D	CPA COP PSERS PSERS ACWI X US INDEX	0	1.032.568	1.032.568
**D	AON HEWITT COLLECTIVE INVESTMENT TRUST	0	73.676	73.676
**D	INTERNATIONALE KAPITALANLAGEGESELLSCHAFT MBH ACTING FOR ACCOUNT OF INKA PBEAKK	0	747.029	747.029
**D	AURION GLOBAL EQUITY FUND	0	29.360	29.360
**D	AZL INTERNATIONAL INDEX FUND	0	869.935	869.935
**D	BGF NEW ENERGY FD NAT RES	0	10.033.571	10.033.571
**D	BGF EUROPEAN VALDE FD	0	1.731.023	1.731.023
**D	BGF EURO MKTS FD EURO EQUITY FF	0	4.033.859	4.033.859
**D	BOK KIC AAEQ 3	0	11.437	11.437
**D	AON HEWITT GROUP TRUST	0	527.500	527.500
**D	WE KNIGHTS OF COLUMBUS MAST TR SSGA	0	18.840	18.840
**D	HESE NJF INVEST GRP	0	90.911	90.911
**D	HAWAIIAN ELECTRIC INDUSTRIES INC MASTER VEBE TRUST	0	9.959	9.959
**D	MI FONDS K12 SPK	0	177.141	177.141
**D	MI FONDS K11 SPK	0	86.837	86.837
**D	REBEJDSMARKEDETS TILLAEGSPENSION	0	448.366	448.366
**D	AMUNDI SGR SPA / AMUNDI RISPARMIO ITALIA	0	1.538.145	1.538.145
**D	AMUNDI SGR SPA/AMUNDI SVILUPPO ITALIA	0	1.387.458	1.387.458
**D	AMUNDI SGR SPA	0	1.372.000	1.372.000
**D	AMUNDI SGR SPA / OBBLIGAZIONARIO FIU' A DIS TRIEUBUZIONE	0	1.745.542	1.745.542
**D	AMUNDI SGR SPA / AZIONARIO VALORE EUROPA A DISTRIBUZIONE	0	149.195	149.195
**D	AMUNDI SGR SPA / AZIONARIO EUROPA	0	350.097	350.097
**D	SEI GLOBAL INVESTMENT FUND PLC	0	482.416	482.416
**D	AMJ GLOBAL BALANCED FUND 2017	0	138.515	138.515
**D	BLACKROCK GA ENHANCED EQUITY F	0	58.458	58.458
**D	SEI GLOBAL MASTER FUND PLC - T	0	8.702	8.702
**D	AB CAP FUND INC AB FLEXFEE	0	268.243	268.243
**D	LSV FUNDS PLC	0	13.760	13.760
**D	AB SICAV I - ALTERNATIVE RISK	0	205.700	205.700
**D	AB SICAV I ALL MARKET TOTAL	0	44.910	44.910
**D	AFFINITY WORLD LEADERS EQUITY	0	5.580	5.580
**D	AB SICAV I ALL MARKET INCOME	0	2.710	2.710
**D	AB SICAV I - EUROZONE EQUITY P	0	508.177	508.177
**D	E.T.H.I.C.A	0	9.191.336	9.191.336
**D	AB SICAV I - EUROPEAN EQUITY P	0	430.000	430.000
**D	WELLS FARGO (LUX) WORLDWIDE FU	0	2.154.461	2.154.461
**D		0	4.329	4.329

EM

92

LISTA ESITO DELLE VOTAZIONE
 Oggetto: Nomina del Presidente del Consiglio di Amministrazione

FAVOREVOLI

Badge	Ragione Sociale	Proprio	Delega	Totale
**D	PGIM ETF TRUST - PGIM QMA STRA	0	9.908	9.908
**D	AB SICAV I - LOW VOLATILITY T	0	285.740	285.740
**D	INTER EXPANSION	0	58.482	58.482
**D	BRIDGE BUILDER INTERNATIONAL	0	12.741.117	12.741.117
**D	FONDS PALLADIO	0	194.256	194.256
**D	AGF ECR ACTIONS	0	142.741	142.741
**D	AIM EQUITY EMU 1	0	888.853	888.853
**D	AZ AIR FRANCE POCHE ACT EUR	0	106.452	106.452
**D	ALLIANZ CAVAMAC ACTIONS	0	85.443	85.443
**D	LYXOR EUSO STOXX 300 DR	0	807.898	807.898
**D	ALLIANZ HOSPITALIERS EURO	0	400.000	400.000
**D	ALLIANZ HOSPI VAL DURABLES	0	400.000	400.000
**D	LYXOR STOXX EUROPE 600 (DR	0	1.899.621	1.899.621
**D	TOUCHSTONE FUNDS GROUP	0	119.570	119.570
**D	LYX FTSE EUR MIN VAR UC ETF	0	9.421	9.421
**D	MAAF ASSURANCES SA	0	927.636	927.636
**D	PROTEC BT	0	12.760	12.760
**D	MOOREA FUND - SELECTION EUR	0	214.357	214.357
**D	ALLIANZ VIF-HENAFF HERVE	0	229.088	229.088
**D	MUL - LYXOR ITALIA EQUITY PIR	0	144.034	144.034
**D	LIF - LYXOR MSCI EMU VALUE DR	0	363.785	363.785
**D	ALLIANZ VIE ACE ACTIONS-HENAFF	0	377.630	377.630
**D	LYXOR INDEX FUND -LYXOR GLOB.F	0	14.838	14.838
**D	LYXOR CORE MSCI EMU DR UCXIS	0	394.792	394.792
**D	LYXOR CORE MSCI WORLD (DR) UCI	0	115.765	115.765
**D	AZ VIE PFON RETRAITE ACTION-HE	0	289.633	289.633
**D	NESTLE FRANCE EQUILIBRE	0	87.148	87.148
**D	SG DIVERSIFIE ISR	0	263.890	263.890
**D	SG ACTIONS INTERNATIONALES	0	338.506	338.506
**D	HALEVY A3	0	500.165	500.165
**D	FCPE MACIF CROISSANCE DURABLE	0	160.650	160.650
**D	MAIF CROISSANCE DURABLE	0	334.795	334.795
**D	MONCEAU EUROPE VALUE	0	496.657	496.657
**D	CIRAV METROPOLE DIVERSIFIE	0	471.588	471.588
**D	MONCEAU ETHIQUE	0	188.075	188.075
**D	SMITH GROUP GLOBAL LARGE CAP	0	21.100	21.100
**D	TRUST AND CUSTODY SERVICES BAN	0	4.400	4.400
**D	AB SICAV I - EUROPE (EX UK) EQ	0	9.990	9.990
**D	BLACKROCK EUROFUND	0	231.696	231.696
**D	BLACKROCK GLOBAL ALLOCATION FU	0	19.002.184	19.002.184
**D	BLACKROCK GLOBAL SMALLCAP FUND	0	3.367	3.367
**D	LYXOR MSCI EUROPE CLIMATE	0	1.340	1.340
**D	BLACKROCK GLOBAL ALLOCATION PO	0	149.367	149.367




912

LISTA ESITO DELLE VOTAZIONI
 Oggetto: Nomina del Presidente del Consiglio di Amministrazione

FAVOREVOLI

Badge	Ragione Sociale	Proprio	Delega	Totale
***D	LYXOR MSCI WORLD CLIMATECHANGE	0	792	792
***D	BLACKROCK GLOBAL ALLOCATION VI	0	6.545.841	6.545.841
***D	LYXOR EURO STOXX 50 (DR)	0	265.945	265.945
***D	ACBERNSTEIN	0	991.010	991.010
***D	UE 6 A ACT	0	175.000	175.000
***D	TRUST CUSTODY SERVICES BANK, L	0	200.000	200.000
***D	ASI - PROGETTO SVILUPPO GIO	0	145.912	145.912
***D	CASSETTE DIVERSIFIE	0	307.557	307.557
***D	AM SOL IT-PROGETTO SVILUPPO GL	0	25.535	25.535
***D	SOGECAP AP LOW CARBON	0	136.737	136.737
***D	BROWN BROTHERS HARRIMAN TRUSTE	0	1.798.805	1.798.805
***D	SILVER INVESCO EURO EQUITY	0	294.174	294.174
***D	AMUNDI S.F-EURO EQ MARKET PLUS	0	158.286	158.286
***D	SG ACTIONS EUROPE MULTIGESTION	0	31.829	31.829
***D	DIVERSIFIE ACTIONS 50-65 DU CD	0	49.633	49.633
***D	AM SOL IT-PROGETTO CED 04 2024	0	23.492	23.492
***D	OFI MARKET NEUTRAL EQUITY	0	1.524.607	1.524.607
***D	PIONEER INVESTMENTS TOTAL RETU	0	36.596	36.596
***D	AMUNDI SOLUZ IT-PROG CED 05 20	0	58.461	58.461
***D	MACIF CROISSANCE DURABLE ET SO	0	295.445	295.445
***D	TRUST AND CUSTODY SERVICES BAN	0	117.211	117.211
***D	AMUNDI SOLUZ IT-PROG CED 06 20	0	47.350	47.350
***D	AMUNDI SOLUZ IT-PROG CED 08 20	0	78.622	78.622
***D	THE NOMURA TRUST AND BANKING C	0	42.711	42.711
***D	AMUNDI SOLUZ IT-PROG CED 09 20	0	4.971	4.971
***D	AMUNDI SF-DIVERS TARG IN 11 21	0	19.137	19.137
***D	AMUNDI SOLUZ IT-PROG CED 12 20	0	176.681	176.681
***D	SG ACTIONS EUROPE	0	37.958	37.958
***D	SG ACTIONS EUROPE LARGE CAP	0	33.892	33.892
***D	AMUNDI SOLUZ IT-PROG CED 11 20	0	1.456.404	1.456.404
***D	LYXOR MSCI EUROPE UCITS ETF	0	5.102	5.102
***D	ACBERNSTEIN-DYNAMIC DIVERSIFI	0	7.176.699	7.176.699
***D	LYX EUR STOXX 50 (DR) U E	0	16.565	16.565
***D	AMUNDI SOLUZ IT-PROG CED 02 21	0	16.242	16.242
***D	LYXOR INDEX FUND EURO	0	21.341	21.341
***D	AMUNDI SOLUZ IT-PROG CED 03 21	0	122.518	122.518
***D	NUVEEN GLOBAL INVESTORS FUND P	0	95.900	95.900
***D	2) NUMERIC INVESTORS LLC	0	21.062	21.062
***D	AMUNDI SOLUZ IT-PROG CED 05 21	0	151.369	151.369
***D	GLOBAL HIGH INCOME EQUITY FUND	0	433.168	433.168
***D	ETOILE ACTIONS RENDEMENT	0	108.415	108.415
***D	ETOILE ENERGIE EUROPE	0	85.414	85.414
***D	ANTARIUS ROTATION SECTORIELLE	0		

EM

LISTA ESITO DELLE VOTAZIONE
 Oggetto: Nomina del Presidente del Consiglio di Amministrazione

FAVOREVOLI

Badge	Regione Sociale	Proprio	Delega	Totale
**D	AMUNDI SOLUZ IT-PROG CED 06 21	0	16.537	16.537
**D	SEI GLOBAL MASTER FUND PLC STY	0	1.394.000	1.394.000
**D	INVECO ASSET MANAGEMENT LIMIT	0	49.938	49.938
**D	ACBERNSTEIN FCP	0	7.340.755	7.340.755
**D	AMUNDI SOLUZ IT-PROG CED 08 21	0	9.674	9.674
**D	EMG EUROPE LAZARD AM	0	159.706	159.706
**D	ETOILE ACTIONS INTERNATIONALES	0	195.488	195.488
**D	AMUNDI SOLUZ IT-PROG CED 09 21	0	15.076	15.076
**D	OFI AM	0	2.028.836	2.028.836
**D	SEI INVESTMENTS (EUROPE). LIMIT	0	44.470	44.470
**D	AMUNDI SF-DIV TGT INC 11 2022	0	15.742	15.742
**D	CHERRY TREE FUND OF AMERICAN I	0	329.320	329.320
**D	AMUNDI SF-DIV TGT INC 11 2021	0	13.490	13.490
**D	SEI GLOBAL INVESTMENTS FUND FL	0	38.262	38.262
**D	AMUNDI SOLUZ IT-PROG CED 12 21	0	11.181	11.181
**D	TST TOUCHSTONE SUSTAINABILITY	0	1.702.324	1.702.324
**D	AMUNDI SOLUZ IT-PROG CED 02 22	0	26.714	26.714
**D	AB CAP FUND, INC. - AB INTERNAT	0	905.270	905.270
**D	AMUNDI SOLUZ IT-PROG CED 03 22	0	20.985	20.985
**D	AMUNDI SOLUZ IT-PROG CED 04 22	0	11.832	11.832
**D	SEI GLOBAL MASTER FUND PLC- TH	0	112.983	112.983
**D	AMUNDI SOLUZ IT-PROG CED 06 22	0	13.096	13.096
**D	ALLIANCEBERNSTEIN FUND DYNAMIC	0	30.778	30.778
**D	AMUNDI SOLUZ IT-PROG CED 05 22	0	13.242	13.242
**D	AMUNDI SOLUZ IT-PROG CED 10 22	0	13.773	13.773
**D	AM SOL IT- PROG CED 12 2022	0	19.495	19.495
**D	ASI-PROGETTO CEDOLA 04 2023	0	28.903	28.903
**D	AM SOL IT-PROG CED 05 2023	0	29.882	29.882
**D	AM SOL IT-PROG CED 06 2023	0	24.547	24.547
**D	ASI-PROGETTO CEDOLA 07 2023	0	22.002	22.002
**D	NUMERIC EUROPEAN EQUITY FUND A	0	71.600	71.600
**D	ASI-PROGETTO CEDOLA 09 2023	0	28.514	28.514
**D	ASI-PROGETTO CEDOLA 10 2023	0	28.792	28.792
**D	KOKUSAI EQUITY INDEX FU	0	205.086	205.086
**D	ASI-PROGETTO CEDOLA 12 2023	0	26.834	26.834
**D	CONSULTING GROUP CAPITAL MARKE	0	194.256	194.256
**D	AMUNDI S.F.- EQ PLAN 50	0	17.352	17.352
**D	CNS GLOBAL LIST INFRASTRUCTUR	0	109.100	109.100
**D	AMUNDI S.F.-ABSOLUTE RET MULTI	0	17.906	17.906
**D	PI INVESTMENT FD-OPTIMISER	0	267.780	267.780
**D	PI IF -EMU EQUITY	0	379.755	379.755
**D	PI IF -EUROPEAN EQUITY	0	168.857	168.857
**D	AMUNDI SOLUZIONI IT-PROG. AZ.	0	32.138	32.138

SM

94

EM

LISTA ESITO DELLE VOTAZIONE
Oggetto: Nomina del Presidente del Consiglio di Amministrazione

FAVOREVOLI

Badge	Regione Sociale	Proprio	Delega	Totale
**D	AMUNDI SOLUZ IT-PROG CED 09 22	0	25.136	25.136
**D	AMUNDI SOLUZ IT-PROG CED 07 22	0	10.761	10.761
**D	OFT FUND - EURO LARGE CAP	0	80.000	80.000
**D	ERSTE-SPARINVEST KAPITAL.M.B.H	0	941.602	941.602
**D	AMUNDI LUXEMBOURG SA	0	393.738	393.738
**D	ESPERIDES- S.A. SICAV - SIF	0	118.483	118.483
**D	AMUNDI SIF GLOBAL ETHICAL EQUITIES	0	15.052	15.052
**D	SINGLE SELECT INVEST MONCEAD ACTION	0	100.000	100.000
**D	LUX IM ESG GENERALI INVESTM DIVERS STRAT	0	383.135	383.135
**D	SEXYOND EUROPE MINVOL	0	1.747.013	1.747.013
**D	OSTRUM EURO VALUE EQUITY	0	221.614	221.614
**D	SEXYOND EQUITY FACTOR INVESTING EUROPE	0	4.790	4.790
**D	VALLIANT AKTIEN EUROPE	0	24.697	24.697
**D	G FUND NEXT R EVOLUTIONS	0	593.935	593.935
**D	PRIVILEGE - JP MORGAN FAN EUROPEAN FLEXIBLE EQUITY	0	9.131	9.131
**D	SEXYOND EUROPE MARKET NEUTRAL	0	8.857	8.857
**D	DNB ASSET MANAGEMENT AB	0	40.896	40.896
**D	CLEOME INDEX GLOBAL EQUITIES	0	10.644	10.644
**D	CLEOME INDEX EUROPE EQUITIES	0	166.338	166.338
**D	CANDRIAM QUANT EQUITIES MULTI-FACTOR EMU	0	12.472	12.472
**D	CANDRIAM QUANT EQUITIES MULTI-FACTOR GIO	0	4.707	4.707
**D	CLEOME INDEX EMU EQUITIES	0	89.849	89.849
**D	CANDRIAM QUANT EQUITIES EUROPE	0	14.628	14.628
**D	CLEOME INDEX WORLD EQUITIES	0	7.474	7.474
**D	AMUNDI FUNDS MULTI ASSET CONSERVATIVE	0	81.861	81.861
**D	AMUNDI EURO STOXX 50	0	6.951.630	6.951.630
**D	AF DYNAMIC MULTI FACTO GLOBAL EQ-EUROPE	0	5.826	5.826
**D	CPR INVEST - FUTUR CITIES	0	44.470	44.470
**D	AMUNDI FUNDS EQUITY EUROPE RISK PARITY	0	81.838	81.838
**D	AMUNDI FUNDS DYNAMIC MULTI FACTORS EURO	0	1.081.857	1.081.857
**D	AMUNDI FUNDS DYNAMIC MULTI FACT EUROPE EQU	0	198.249	198.249
**D	AMUNDI INDEX MSCI EUROPE	0	1.635.132	1.635.132
**D	AMUNDI INDEX EQUITY GLOBAL LOW CARBON	0	230.067	230.067
**D	AMUNDI INDEX MSCI WORLD	0	255.760	255.760
**D	AMUNDI INDEX MSCI EMU	0	3.489.276	3.489.276
**D	AMUNDI FUNDS GLOBAL PERSPECTIVES	0	22.417	22.417
**D	AMUNDI INDEX EQUITY GLOBAL MULTI SMART ALLOCATION SCIENTIFIC BETA	0	16.350	16.350
**D	AMUNDI FUNDS EQUITY EURO RISK PARITY	0	578.118	578.118
**D	AMUNDI MSCI EUROPE EX UK	0	13.887	13.887
**D	AMUNDI PRIME EUROPE - UCITS ETF DR	0	14.671	14.671
**D	AMUNDI PRIME EUROZONE	0	153.544	153.544
**D	AMUNDI PRIME GLOBAL - UCITS ETF DR	0	18.101	18.101
**D	STRUCTURA	0	3.639	3.639

915

LISTA ESITO DELLE VOTAZIONE
 Oggetto: Nomina del Presidente del Consiglio di Amministrazione

FAVOREVOLI

Badge	Ragione Sociale	Proprio	Delega	Totale
**D	AMUNDI FUNDS EUROPEAN EQUITY TARGET INCO	0	6.576.349	6.576.349
**D	AMUNDI FUNDS GLOBAL MULTI-ASSET TARGET INC	0	252.672	252.672
**D	AMUNDI FUNDS ABSOLUTE RETURN MULTI-SRAT	0	360.767	360.767
**D	AMUNDI FUNDS GLOBAL EQUITY TARGET INCOME	0	3.104.418	3.104.418
**D	AMUNDI FUNDS PIONEER FLEXIBLE OPPORTUNIT	0	340.513	340.513
**D	AMUNDI FUNDS REAL ASSETS TARGET INCOME	0	250.000	250.000
**D	AMUNDI FUNDS MULTI-STRATEGY GROWTH	0	290.979	290.979
**D	AMUNDI FUNDS GLOBAL MULTI-ASSET	0	40.187	40.187
**D	AMUNDI FUNDS GLOB MULTI-ASSET CONSERVATIVE	0	75.261	75.261
**D	AMUNDI FUNDS EURO MULTI-ASSET TARGET INC	0	305.293	305.293
**D	CPR INVEST-EUROPE SPECIAL SITUATIONS	0	44.467	44.467
**D	G FUND - TOTAL RETURN ALL CAP EUROPE	0	700.000	700.000
**D	MIROVA EUROPE SUSTAINABLE ECONOMY FUND	0	42.253	42.253
**D	NIF I ALLIANZ BERNSTEIN	0	1.061.540	1.061.540
**D	DMS STIRLING HOUSE BALANCED	0	51.600	51.600
**D	DMS STIRLING HOUSE DYNAMIC	0	57.100	57.100
**D	DMS STIRLING HOUSE GROWTH FUND	0	158.000	158.000
**D	DMS STIRLING HOUSE MONTHLY INCOME FUND	0	3.600	3.600
**D	DMS VERBATIM PORTFOLIO 5 INCOME FUND	0	55.000	55.000
**D	CENTRAL BANK OF IRELAND	0	56.425	56.425
**D	EDMOND DE ROTHSCHILD FUND INCOME EUROPE	0	519.240	519.240
**D	EDMOND DE ROTHSCHILD FUND EQUITY EURO CORE	0	1.010.500	1.010.500
**D	EDMOND DE ROTHSCHILD FUND II - INCOME 2024	0	83.410	83.410
**D	CNP ASSURANCES	0	473.000	473.000
**D	CNP ASSURANCES	0	146.000	146.000
**D	CNP ASSURANCES	0	43.776	43.776
**D	CNP ASSURANCES	0	264.784	264.784
**D	CNP ASSURANCES	0	10.750.000	10.750.000
**D	CNP ASSURANCES	0	33.563	33.563
**D	CNP ASSURANCES	0	36.792	36.792
**D	LA SAUVEGARDE (A) EUROPE	0	11.992	11.992
**D	FIDELIA ASSISTANCE	0	977.396	977.396
**D	MMA IARD SA (A) EUROPE	0	87.820	87.820
**D	ASSISTANCE PROTECTION JURIDIQUE (A) SUROP	0	2.139.012	2.139.012
**D	GME-VIE CANTON D (A) EUROPE	0	661.388	661.388
**D	GME ASSURANCES (A) EUROPE	0	29.139	29.139
**D	MAAF SANTE	0	5.599	5.599
**D	MAAF VIE WINNEO PERP	0	1.101.335	1.101.335
**D	MAAF VIE ACTIF GENERAL	0	64.684	64.684
**D	ABP IARD	0	9.298	9.298
**D	APSA-SRI ABSOL RETURN MULTI-ASSETS N1	0	1.155	1.155
**D	APSA-SRI ABSOL RETURN MULTI-ASSETS N2	0	632.260	632.260
**D	GGVIE PREFON RETRAITE A	0	59.733	59.733
**D	CRAMA LOIRE BRETAGNE ACTIONS	0		

LISTA ESITO DELLE VOTAZIONE

Oggetto: Nomina del Presidente del Consiglio di Amministrazione

FAVOREVOLI

Badge	Ragione Sociale	Proprio	Delega	Totale
**D	REGARD ACTIONS DEVELOPEMENT DURABLE	0	285.000	285.000
**D	REGARD ACTIONS CROISSANCE	0	210.000	210.000
**D	ALZ DIVERSIFIE CADMARTIN (POCHE EURO)	0	140.000	140.000
**D	AA ALLIANZ DIVERSIFIE	0	1.208.882	1.208.882
**D	ALLIANZ GLOBAL INVESTORS FRANCE	0	219.732	219.732
**D	CAVEC LA FRANCAISE DES PLACEMENTS DIVERSIFIE	0	115.068	115.068
**D	CARPIMKO ACTIONS IO	0	250.000	250.000
**D	VILLIERS DIAPASON	0	155.058	155.058
**D	EGEPARGNE 2	0	60.513	60.513
**D	SAFRAN DYNAMIQUE	0	53.266	53.266
**D	SAFRAN MIXTE SOLIDAIRE	0	10.951	10.951
**D	NATEXIS PERFORMANCE 09	0	149.951	149.951
**D	FCP CARPIMKO EUROPE	0	471.992	471.992
**D	IBM FRANCE	0	104.000	104.000
**D	FCP HAMELIN DIVERSIFIE FLEX II	0	8.636	8.636
**D	IBM FRANCE F	0	92.857	92.857
**D	DUGUAY ACTIONS EUROPE	0	135.122	135.122
**D	ERISA ACTIONS EUROPE N2	0	320.772	320.772
**D	ORANO DIVERSIFIE EQUILIBRE	0	37.820	37.820
**D	GROUPE CEA CROISSANCE (CEA2)	0	28.181	28.181
**D	HAMELIN ACTIONS EUROPE	0	123.051	123.051
**D	UFF CAP DIVERSIFIE	0	324.000	324.000
**D	AA NATIXIS MINIMUM VARIANCE	0	1.284.494	1.284.494
**D	FCP RL FREVOYANCE	0	273.930	273.930
**D	RSRC ACTIONS	0	1.025.616	1.025.616
**D	FCP CARBP DIVERSIFIE	0	492.802	492.802
**D	PERP PROGRESSIF	0	250.997	250.997
**D	ECUREUIL PROFIL 90	0	3.040.091	3.040.091
**D	UNIVERS CNP 1	0	163.810	163.810
**D	A.A. - BNP PAM -ISR	0	1.102.809	1.102.809
**D	BOURBON 7	0	82.230	82.230
**D	CONCORDE 96	0	226.813	226.813
**D	OACET	0	308.586	308.586
**D	AA LA FRANCAISE ISR	0	221.439	221.439
**D	CNP ACP ACTIONS LT	0	577.780	577.780
**D	FC CARPIMKO	0	285.148	285.148
**D	AZE MG	0	695.120	695.120
**D	OCIRE ACTIONS P	0	270.528	270.528
**D	EDMOND DE ROTHSCHILD ASSET MANAGEMENT	0	400.000	400.000
**D	TESLA POCHE ACTIONS	0	489.540	489.540
**D	FOUNDATION EUROPE	0	76.244	76.244
**D	AE CFAO	0	139.091	139.091
**D		0	18.350	18.350

EPA

917

LISTA ESITO DELLE VOTAZIONE
 Oggetto: Nomina del Presidente del Consiglio di Amministrazione

FAVOREVOLI

Badge	Ragione Sociale	Proprio	Delega	Totale
**D	ADVT ACT EU	0	225.275	225.275
**D	DECM ALSACE	0	22.000	22.000
**D	ARCO LONG TERME F	0	313.140	313.140
**D	UMR SELECT EUROPE RI	0	334.000	334.000
**D	ARCO LONG TERME B NATIXIS INVEST MANAGERS INTERNAT	0	405.327	405.327
**D	HSEC GLOBAL ASSET MANAGEMENT	0	525.351	525.351
**D	CONTI PLACEMENTS	0	84.132	84.132
**D	MGEN ACTION	0	173.640	173.640
**D	TOTAL DIVERSITE EQUILIBRE & SOLIDAIRE	0	52.895	52.895
**D	MONGELAS	0	123.468	123.468
**D	NEULIZE VIE OPPORTUNITES	0	287.323	287.323
**D	EUROCORPORATE FG DIVERSIFIE	0	13.323	13.323
**D	SG AMUNDI ASSET MANAGEMENT	0	26.743	26.743
**D	AP ACTIONS 1 EURO	0	423.046	423.046
**D	ROPS-SMART INDEX EURO	0	535.186	535.186
**D	AP ACTIONS 3 MIN VOL	0	144.971	144.971
**D	PREDIQUANT A2 ACTIONS EUROPE	0	103.000	103.000
**D	CARP - INDO	0	841.369	841.369
**D	L.S. DYNAMIQUE ET SOLIDAIRE	0	19.000	19.000
**D	EPARGNE PRUDENCE THALES	0	159.281	159.281
**D	LV CHALLENGE	0	147.406	147.406
**D	N 1 RENDEMENT USINOR	0	40.944	40.944
**D	JUNON ACTIONS OBLIGATIONS	0	141.969	141.969
**D	AMUNDI LABEL DYNAMIQUE ESR	0	244.363	244.363
**D	AMUNDI LABEL PRUDENCE ESR	0	205.276	205.276
**D	AMUNDI LABEL EQUILIBRE ESR	0	353.265	353.265
**D	ARCO LONG TERME D ACTIONS	0	671.007	671.007
**D	ATOUT PULSACTIONS	0	877.786	877.786
**D	LCL DYNAMIQUE	0	69.754	69.754
**D	VOCATION MARCHE ARIANESPACE CONSEIL DE SURVEILLANCE DO FCP	0	12.912	12.912
**D	LCL EQUILIBRE	0	74.202	74.202
**D	FDRN AMUNDI	0	272.766	272.766
**D	CRN AMUNDI ACTIONS	0	143.757	143.757
**D	PREDICA ISR EUROPE - ACTIONS	0	18.193	18.193
**D	PREDICA ISR MONDE - ACTIONS	0	11.150	11.150
**D	GRD 20 ACTIONS	0	1.108.281	1.108.281
**D	TECHNIP EQUILIBRE	0	86.273	86.273
**D	TECHNIP DYNAMIQUE	0	75.767	75.767
**D	SOLIDARITE	0	23.725	23.725
**D	VILLIERS ALTO	0	168.379	168.379
**D	EPARGNE ACTIONS MONDE ISR	0	151.146	151.146
**D	AMUNDI HORIZON	0	152.946	152.946
**D	ADP DIVERSIFIE DYNAMIQUE	0	41.965	41.965

GA

918

LISTA ESITO DELLE VOTAZIONI
 Oggetto: Nomina del Presidente del Consiglio di Amministrazione

FAVOREVOLI

Badge	Ragione Sociale	Proprio	Delega	Totale
**D	ICARE	0	208.118	208.118
**D	ROFS EURO P	0	1.323.542	1.323.542
**D	ARIA	0	19.665	19.665
**D	A.A. - GROUPAMA - ISR	0	1.157.175	1.157.175
**D	FCP GROUPAMA PHARMA DIVERSITE	0	145.000	145.000
**D	CATC GROUPAMA DIVERSIFIE	0	373.450	373.450
**D	CONTI GESTION	0	133.879	133.879
**D	FRGUS	0	1.101.635	1.101.635
**D	PORT ROYAL EQUILIBRE	0	244.739	244.739
**D	ALLOCATION INVEST INDIANAPOLIS	0	332.724	332.724
**D	GROUPAMA NORD EST ACTIONS	0	90.567	90.567
**D	GROUPAMA CR ACTIONS EURO	0	37.346	37.346
**D	GROUPAMA CR GENOVA 1	0	293.403	293.403
**D	MICHELET TUNNEL	0	149.703	149.703
**D	GAN FRANCESELECT	0	92.704	92.704
**D	GAN EUROSTRATEGIE	0	117.662	117.662
**D	AGRICA TACTIQUE G	0	240.247	240.247
**D	FCP GROUPAMA GRAND EST GROUPAMA	0	36.504	36.504
**D	GROUPAMA PARIS VAL DE LOIRE ACTIONS EURO	0	100.269	100.269
**D	WALLON	0	250.274	250.274
**D	ASTORG CROISSANCE	0	586.534	586.534
**D	CHOIX SOLIDAIRE	0	23.340	23.340
**D	OFI ASSET MANAGEMENT	0	57.160	57.160
**D	GROUPAMA EPARGNE RESPONSABLE EQUILIBRE 1	0	355.657	355.657
**D	GROUPAMA EPARGNE RESPONSABLE DYNAMIQUE 1	0	249.818	249.818
**D	GROUPAMA EPARGNE RESPONSABLE PERSPECTIVE EQUILIBRE	0	440.987	440.987
**D	GROUPAMA EPARGNE RESPONSABLE PERSPECTIVE DYNAMIQUE	0	497.549	497.549
**D	REGARD ACTIONS EURO	0	500.000	500.000
**D	COVEA FINANCE	0	662.395	662.395
**D	COVEA SOLIS	0	257.721	257.721
**D	COVEA PATRIMOINE	0	287.500	287.500
**D	COVEA FINANCE ACTI EUROPE	0	606.142	606.142
**D	COVEA FINANCE INVESTISSEMENT	0	682.110	682.110
**D	COVEA FINANCE HORIZON DURABLE	0	205.435	205.435
**D	COVEA ACTIONS RENDEMENT	0	1.513.816	1.513.816
**D	ECUREUIL PROFIL 75	0	1.062.168	1.062.168
**D	ING RENDEMENT EUROPE	0	100.000	100.000
**D	ECUREUIL INVESTISSEMENTS	0	5.809.075	5.809.075
**D	EGAMO ALLOCATION FLEXIBLE	0	83.007	83.007
**D	CNP ASSUR VALUE ET MOMENTUM	0	80.089	80.089
**D	OSTRUM ACTIONS EURO RENDEMENT	0	459.276	459.276
**D	OSTRUM ACTIONS EURO	0	1.780.068	1.780.068
**D	LIVRET BOURSE INVESTISSEMENTS	0	976.426	976.426

GM

LISTA ESITO DELLE VOTAZIONI

Oggetto: Nomina del Presidente del Consiglio di Amministrazione

FAVOREVOLI

Badge	Ragione Sociale	Proprio	Delega	Totale
**D	SEYOND ACTIONS EUROPEENNES	0	422.659	422.659
**D	HSBC ACTIONS MONDE	0	79.473	79.473
**D	FEDERAL OPTIMAL (PART F)	0	1.366.000	1.366.000
**D	OSTRUM ACTIONS EUROPEENNES	0	619.654	619.654
**D	OSTRUM ACTIONS EUROPE VALUE	0	117.029	117.029
**D	HSBC SUSTAINABLE GLOBAL EQUITY	0	542.833	542.833
**D	HSBC ACTIONS EUROPE	0	1.129.404	1.129.404
**D	HSBC EURO ACTIONS	0	351.498	351.498
**D	HSBC MULTI-ASSET DYNAMIC EURO	0	429.820	429.820
**D	SEYOND EQUITY FACTOR INVESTING EURO	0	27.358	27.358
**D	BBM V-FLEX	0	151.099	151.099
**D	GREAT EUROPEAN MODELS	0	831.000	831.000
**D	RENDEMENT DIVERSIFIE M	0	40.265	40.265
**D	PALATINE OR BLEU	0	304.600	304.600
**D	INDOSUEZ EUROPE PATRIMOINE	0	1.350.000	1.350.000
**D	INDOSUEZ EUROPE RENDEMENT	0	536.000	536.000
**D	UNIGESTION	0	95.000	95.000
**D	INDOSUEZ ALLOCATION PEA	0	542.850	542.850
**D	DORVAL CONVICTIONS	0	661.240	661.240
**D	DORVAL CONVICTIONS PEA	0	211.820	211.820
**D	INDOSUEZ BIENS REELS	0	104.600	104.600
**D	NATIXIS LCR ACTIONS EURO	0	166.408	166.408
**D	FEDERAL ETHI-PATRIMOINE	0	20.835	20.835
**D	HARMONIE ALLOCATION	0	66.395	66.395
**D	HARMONIE EQUILIBRE	0	137.879	137.879
**D	RICHIEU CITYZEN	0	70.000	70.000
**D	S.YTIC	0	30.000	30.000
**D	METROPOLE EURO SRI	0	344.548	344.548
**D	METROPOLE SELECTION	0	1.638.829	1.638.829
**D	DORVAL GLOBAL CONVICTIONS PATR	0	11.780	11.780
**D	CNP ASSUR EUROPE NEUFELIZE OBC	0	499.729	499.729
**D	AMUNDI STRATEGIES ACTIONS EUROPE CORE + EURO	0	34.322	34.322
**D	LCL ACTIONS EUROPE CORE EURO	0	12.313	12.313
**D	CPR EUROLAND PREMIUM	0	300.197	300.197
**D	ATOUT EUROLAND RESTRUCTURATION	0	148.283	148.283
**D	LCL ACTIONS EURO CORE+	0	150.395	150.395
**D	PREDIQUANT EUROCROISSANCE A2	0	166.818	166.818
**D	AMUNDI STRATEGIES ACTIONS EUROPE RISK PARITY	0	19.604	19.604
**D	LCL ACTIONS EURO RESTRUCTURATION	0	50.602	50.602
**D	AMUNDI RENDEMENT PLUS	0	310.466	310.466
**D	CPR EUROLAND	0	959.757	959.757
**D	CPR EUROPE NOUVELLE	0	514.971	514.971
**D	CPR EUROPE	0	196.055	196.055

GA

26

LISTA ESITO DELLE VOTAZIONE
Oggetto: Nomina del Presidente del Consiglio di Amministrazione

FAVOREVOLI

Badge	Ragione Sociale	Proprio	Delega	Totale
**D	AMUNDI PATRIMOINE PEA	0	61.469	61.469
**D	EDC A2 POCHE TITRES	0	110.000	110.000
**D	ICL ACTIONS MONDE HORS EUROPE EURO	0	349.578	349.578
**D	ATOUT EUROLAND CORE	0	275.327	275.327
**D	BFT EURO FUTUR ESG	0	305.000	305.000
**D	AMUNDI PATRIMOINE	0	141.159	141.159
**D	CPR CONSOMMATEUR ACTIONNAIRE	0	38.328	38.328
**D	CPR EURO HIGH DIVIDEND	0	764.684	764.684
**D	AMUNDI ACTIONS EUROPE ISR	0	175.383	175.383
**D	ASSURDIX	0	947.013	947.013
**D	AMUNDI EUROPE MONDE	0	164.232	164.232
**D	AMUNDI RESA ACTIONS EURO	0	842.592	842.592
**D	ATOUT MODERATIONS	0	304.324	304.324
**D	AMUNDI RESA ACTIONS EUROPE	0	29.567	29.567
**D	HYMNOS	0	34.491	34.491
**D	AMUNDI ACTIONS EURO ISR	0	753.187	753.187
**D	AMUNDI ACTIONS RESTRUCTURATIONS	0	362.519	362.519
**D	AMUNDI RESA ESG ACTIONS EURO	0	2.933.840	2.933.840
**D	GROUPAMA FRANCE STOCK	0	131.035	131.035
**D	EURO CAPITAL DURABLE	0	1.733.397	1.733.397
**D	GROUPAMA AVENIR ALL CAP EURO	0	266.000	266.000
**D	GROUPAMA EUROPE STOCK	0	16.800	16.800
**D	GROUPAMA EUROPE EQUITIES	0	109.840	109.840
**D	GROUPAMA ASSET MANAGEMENT	0	321.886	321.886
**D	G FUND - WORLD VISION R	0	365.183	365.183
**D	TA-ITA AZIONI	0	55.138	55.138
**D	EPARGNE ETHIQUE ACTIONS	0	40.538	40.538
**D	ECOFI ACTIONS RENDEMENT	0	58.000	58.000
**D	ECOFI INVESTISSEMENT EURO	0	60.516	60.516
**D	ECOFI ACTIONS SCR	0	53.871	53.871
**D	POLLUX	0	32.000	32.000
**D	EDMOND DE ROTHSCHILD EURO SUSTAINABLE GROWTH	0	1.483.690	1.483.690
**D	EDMOND DE ROTHSCHILD EQUITY EUROPE SOLVE	0	656.924	656.924
**D	EDMOND DE ROTHSCHILD ASSET MANAGEMENT (EDRAM)	0	68.620	68.620
**D	EPOQUE	0	421.309	421.309
**D	CNP ASSUR EDRAM ACTIONS EUROPE	0	1.157.900	1.157.900
**D	EUROPA	0	900.000	900.000
**D	AMUNDI DIVIDENDO ITALIA	0	2.700.000	2.700.000
**D	AMUNDI BILANCIATO EURO	0	16.035	16.035
**D	AMUNDI BEST SELECTION PLUS	0	37.042	37.042
**D	AMUNDI BEST SELECTION TOP	0	16.384	16.384
**D	AMUNDI BEST SELECTION CLASSIC	0	20.486	20.486
**D	AMUNDI DISTRIBUZIONE ATTIVA	0	25.879	25.879

GA

22

LISTA ESITO DELLE VOTAZIONE
 Oggetto: Nomina del Presidente del Consiglio di Amministrazione

FAVOREVOLI

Badge	Ragione Sociale	Proprio	Delega	Totale
**D	AMUNDI CEDOLA 2021	0	23.261	23.261
**D	AMUNDI OBIETTIVO RISPARMIO 2022	0	1.384	1.384
**D	AMUNDI OBIETTIVO CRESCITA 2022	0	10.179	10.179
**D	AMUNDI OBIETTIVO RISPARMIO 2022 DUE	0	1.342	1.342
**D	AMUNDI OBIETTIVO CRESCITA 2022 DUE	0	10.514	10.514
**D	AMUNDI OBIETTIVO RISPARMIO 2022 TRE	0	1.185	1.185
**D	AMUNDI OBIETTIVO RISPARMIO 2022 QUATTRO	0	1.126	1.126
**D	UNION INVESTMENT LUXEMBOURG SA	0	6.243.654	6.243.654
**D	MAN MULTI-STRATEGY MASTER FUND MAPLES CORPORATE SERVICES LIMITES	0	16.517	16.517
**D	MAN QUALIFYING INVESTOR FUNDS PLC MAN GLG ELS MASTER QIF	0	37.672	37.672
**D	GLG EUROPEAN LONG-SHORT MASTER FUND LTD MAPLES CORPORATE SERVICES LIMITED	0	6.161	6.161
**D	GLG EUROPEAN LONG SHORT FUND MAPLES CORPORATE SERVICES LIMITED	0	48.249	48.249
**D	MAN GLG TOPAZ LIMITED C/O MAPLES CORP SVCS LTD	0	47.892	47.892
**D	AHL INSIGHT LIMITED	0	403	403
**D	OLD NORTH STATE HEDGED EQUITY MWT LLC	0	72.350	72.350
**D	ALPHANATICS MASTER FUND LTD C/O APPELEY TRUST, (CAYMAN) LTD	0	200.000	200.000
**D	MAN FUNDS XII SPC - MAN 1783 III SP MAPLES CORPORATE SERVICES LIMITED	0	11.400	11.400
**D	LANSOWNE ICAV-LANSOWNE CLEAN ENERGY FUND	0	359.877	359.877
**D	LANSOWNE CLEAN ENERGY FUND L.P.C/O CORPORATION SERVICE COMPANY	0	300.657	300.657
**D	NORGES BANK	0	2.700.415	2.700.415
**D	JANA PASSIVE GLOBAL SHARE TRUST	0	411.941	411.941
**D	MLC INVESTMENTS, MLC LIMITED	0	1.820.179	1.820.179
**D	MLC INVESTMENTS, MLC LIMITED	0	67.801	67.801
**D	MARITIME SUPER	0	125.400	125.400
**D	VICTORIAN SUPERANNUATION FUND	0	238.745	238.745
**D	UBS ASSET MANAGEMENT (AUSTRALIA) LTD	0	121.945	121.945
**D	TASPLAN SUPERANNUATION FUND	0	261.074	261.074
**D	MLC INVESTMENTS, MLC LIMITED	0	1.314.556	1.314.556
**D	EQUIPSUPER	0	137.548	137.548
**D	CARE SUPER	0	6.844	6.844
**D	PLATFORM SECURITIES NOMINEES LIMITED	0	3.519.295	3.519.295
**D	ALLIANZ SUISSE LEBENSVERSICHERUNGS-GESELLSCHAFT AG	0	1.203.930	1.203.930
**D	AUSTRALIAN MEAT INDUSTRY SUPERANNUATION TRUST	0	306.909	306.909
**D	KL EUROSTOXX50 DB	0	141.138	141.138
**D	UBS FUND MANAGEMENT (LUXEMBOURG) SA	0	23.126	23.126
**D	UBS FUND MANAGEMENT (LUXEMBOURG) SA	0	31.700	31.700
**D	UBS FUND MANAGEMENT (LUXEMBOURG) SA	0	25.988	25.988
**D	UBS FUND MANAGEMENT (LUXEMBOURG) SA	0	37.310	37.310
**D	UBS FUND MANAGEMENT (LUXEMBOURG) SA	0	38.279	38.279
**D	UBS FUND MANAGEMENT (LUXEMBOURG) SA	0	25.330	25.330
**D	UBS FUND MANAGEMENT (LUXEMBOURG) SA	0	182.498	182.498
**D	UBS (LUX) KEY SELECTION SICAV	0	1.378.526	1.378.526
**D	UBS FUND MANAGEMENT (LUXEMBOURG) SA	0	17.410	17.410

GA

922

LISTA ESITO DELLE VOTAZIONE
 Oggetto: Nomina del Presidente del Consiglio di Amministrazione

FAVOREVOLI

Badge	Ragione Sociale	Proprio	Delega	Totale
**D	UBS FUND MANAGEMENT (LUXEMBOURG) SA	0	54.000	54.000
**D	UBS (LUX) SICAV 1	0	39.473	39.473
**D	UBS (LUX) EQUITY SICAV	0	2.061.451	2.061.451
**D	UBS FUND MANAGEMENT (LUXEMBOURG) SA	0	129.977	129.977
**D	UBS FUND MANAGEMENT (LUXEMBOURG) SA	0	99.006	99.006
**D	UBS FUND MANAGEMENT (LUXEMBOURG) SA	0	148.304	148.304
**D	UBS FUND MANAGEMENT (LUXEMBOURG) SA	0	118.237	118.237
**D	UBS (LUX) STRATEGY SICAV-SYSTEMATIC - ALLOCATION PF DEFENSIVE (USD)	0	302.968	302.968
**D	UBS (LUX) STRATEGY SICAV-SYSTEMATIC - ALLOCATION PF MEDIUM (USD)	0	100.842	100.842
**D	UBS (LUX) STRATEGY SICAV SAP DYNAMIC (USD)	0	64.417	64.417
**D	UBS (LUX) KEY SELECTION SICAV - SYSTEMATIC ALLOCAT PTF EQUITY (USD)	0	41.996	41.996
**D	STRATEGY SICAV	0	87.652	87.652
**D	UBS FUND MANAGEMENT (LUXEMBOURG) SA	0	2.221.354	2.221.354
**D	UBS FUND MANAGEMENT (LUXEMBOURG) SA	0	32.000	32.000
**D	UBS FUND MANAGEMENT (LUXEMBOURG) SA	0	53.675	53.675
**D	UBS FUND MANAGEMENT (LUXEMBOURG) SA	0	326.758	326.758
**D	UBS FUND MANAGEMENT (LUXEMBOURG) SA	0	2.206.464	2.206.464
**D	UBS FUND MANAGEMENT (LUXEMBOURG) SA	0	385.079	385.079
**D	UBS FUND MANAGEMENT (SWITZERLAND) AG.	0	158.970	158.970
**D	UBS FUND MANAGEMENT (SWITZERLAND) AG.	0	27.206	27.206
**D	UBS FUND MANAGEMENT (SWITZERLAND) AG.	0	53.041	53.041
**D	UBS FUND MGT (CH) AG CRO467/UBSCHIF2-EQ GLOB	0	3.893.149	3.893.149
**D	UBS ASSET MANAGEMENT (U.K.) LTD FUND MANAGEMENT SWITZERLAND	0	268.426	268.426
**D	UBS FUND MANAGEMENT (SWITZERLAND) AG.	0	971.501	971.501
**D	UBS FUND MANAGEMENT	0	1.400.000	1.400.000
**D	PENSIONSKASSE POST	0	1.045.407	1.045.407
**D	AGORA MASTER FUND LIMITED APPELEY TRUST (CAYMAN) LTD	0	285.527	285.527
**D	ENGADINE EQUITY MASTER FUND	0	2.142.108	2.142.108
**D	VITTORIA FUND - EF.L.P. C/O THE CORPORATION TRUST COMPANY	0	90.818	90.818
**D	LANSDOWNE ENERGY DYNAMICS MASTER LP	0	513.975	513.975
**D	BIG RIVER GROUP FD SPC LLC-EQ SEGREGATED PORTFOLIO C/O ALPHAGEN CAPITAL LTD	0	17.079	17.079
**D	ALPHANATICS MASTER FUND LTD CO PICTET ASSET MANAGEMENT SA.	0	0	0
**D	BOSTON PARTNERS GLOBAL INVESTORS, INC.	0	0	0
**D	GMO MASTER PORTFOLIOS (ONSHR) LP GMO TAX MGD BCHMK FRE FD CO GRANTHAM MAYO VAN OTTERLOO AND CO LLC	0	0	0
**D	39.458	0	0	0
**D	COLONIAL FIRST STATE INVIT LTD RE COMMONWEALTH SPLST FUND 10 C/O ACADIAN ASSET MANAGEMENT LLC	0	30.601	30.601
**D	JANUS HENDERSON CAPELLA FUND LIMITED C/O ALPHAGEN CAPITAL LTD	0	134.021	134.021
**D	RBC ISB - MMA VIE SA	0	2.259.188	2.259.188
**D	ARTSFARE 2005 TRUST	0	63.730	63.730
**D	ASSET MANAGEMENT EXCHANGE CCF	0	763.420	763.420
**D	BROOKFIELD GLOBAL INFRASTRUCTURE SECURITIES INCOME FUND	0	192.800	192.800
**D	CBRE CLARION REAL ASSET LONG/SHORT FUND LP	0	19.493	19.493
**D	STICHTING DELTA DEPOSITARY AND MANAGEMENT OUDE STADSGRACHT	0	497.504	497.504
**D	CHICAGO TRANSIT AUTHORITY RETIREE HEALTHCARE TRUST	0	105.108	105.108
**D	CI SIGNATURE CANADIAN EQUITY PLUS FUND	0	4.984	4.984

EM

223

LISTA ESITO DELLE VOTAZIONE
 Oggetto: Nomina del Presidente del Consiglio di Amministrazione

FAVOREVOLI

Badge	Ragione Sociale	Proprio	Delega	Totale
**D	STICHTING PENSIOENFONDS ING	0	346.642	346.642
**D	DIGNITY HEALTH RETIREMENT PLAN TRUST	0	481.019	481.019
**D	DIGNITY HEALTH	0	286.076	286.076
**D	DUKE ENERGY CORPORATION MASTER RETIREMENT TRUST	0	310.192	310.192
**D	CARPENTERS RETIREMENT PLAN OF WESTERN WASHINGTON	0	321.571	321.571
**D	SPARTAN GROUP TRUST FOR EMPLOYEE BENEFIT PLANS	0	2.871.052	2.871.052
**D	FRESNO COUNTY EMPLOYEES' RETIREMENT ASSOCIATION	0	201.170	201.170
**D	FIREMEN'S ANNUITY AND BENEFIT FUND OF CHICAGO	0	35.724	35.724
**D	BANK OF BOTSWANA	0	83.201	83.201
**D	BANNER HEALTH	0	238.400	238.400
**D	USAA MASTER TRUST (PENSION AND RSP)	0	23.065	23.065
**D	CAMPBELL PENSION PLANS MASTER RETIREMENT TRUST	0	195.923	195.923
**D	CITY OF FRESNO RETIREMENT SYSTEMS	0	246.825	246.825
**D	CITIBANK EUROPE PLC AS TRUSTEE FOR STANDARD LIFE WEALTH BALANCED BRIDGE FUND	0	1.982.295	1.982.295
**D	HSEC - NORTH AMERICA (U.S.) PENSION TRUST	0	212.930	212.930
**D	LOS ANGELES CITY EMPLOYEES RETIREMENT SYSTEM	0	3.816.303	3.816.303
**D	POLICE RETIREMENT SYSTEM OF KANSAS CITY, MISSOURI	0	87.100	87.100
**D	BAPTIST FOUNDATION OF TEXAS DEB HIGHGROUND ADVISORS	0	183.152	183.152
**D	WEST VIRGINIA INVESTMENT MANAGEMENT BOARD	0	1.683.500	1.683.500
**D	TEACHERS RETIREMENT SYSTEM OF OKLAHOMA	0	1.299.358	1.299.358
**D	STATE OF UTAH SCHOOL AND INSTITUTIONAL TRUST FUNDS TRUST FUNDS	0	143.200	143.200
**D	IBM DIVERSIFIED GLOBAL EQUITY FUND	0	246.797	246.797
**D	CIVILLAN EMPLOYEES' RETIREMENT SYSTEM OF THE POLICE DEPARTMENT OF KANSAS CITY MISSOURI	0	14.200	14.200
**D	COMMONFUND STRATEGIC SOLUTIONS GLOBAL EQUITY, LLC	0	17.600	17.600
**D	CYMI EQUITY LP	0	58.035	58.035
**D	DANSKE INVEST SICAV EUROPE HIGH DIVIDEND	0	246.591	246.591
**D	NATIONAL WESTMINSTER BANK PLC AS TRUSTEE OF KES STRATEGIC INVESTMENT FUND	0	44.256	44.256
**D	DB RESIDUARY TRUST FOR JOEL G. BROIDA U/I DTD 9/3/1981	0	5.647	5.647
**D	DB RESIDUARY TRUST FOR MARNA J. BROIDA U/I DATED SEPTEMBER 3, 1981	0	5.652	5.652
**D	DB RESIDUARY TRUST FOR MELANIE B. WEFL U/I DATED SEPTEMBER 3 1981	0	5.647	5.647
**D	DB RESIDUARY TRUST FOR RICHARD A. BROIDA U/I DATED 9/3/1981	0	5.652	5.652
**D	ELO MUTUAL PENSION INSURANCE COMPANY ELO MUTUAL PENSION INSURANCE COMPANY	0	2.307.413	2.307.413
**D	PZENA GLOBAL FOCUSED VALUE FUND	0	5.997	5.997
**D	BT PENSION SCHEME LLOYDS CHAMBERS	0	6.896.739	6.896.739
**D	STICHTING HEINEKEN PENSIOENFONDS	0	521.955	521.955
**D	IBM PENSION PLAN	0	56.213	56.213
**D	STICHTING PENSIOENFONDS SAGITTARIUS	0	293.702	293.702
**D	STICHTING PENSIOENFONDS VAN DE METALEKTRO (PME)	0	4.456.047	4.456.047
**D	DELAWARE PUBLIC EMPLOYEES RETIREMENT SYSTEM	0	446.386	446.386
**D	LINCOLNSHIRE COUNTY COUNCIL PENSION FUND	0	355.706	355.706
**D	THE BOARD OF THE PENSION PROTECTION FUND REMAISSANCE	0	205.402	205.402
**D	CHEVRON UK PENSION PLAN	0	196.762	196.762
**D	STICHTING PENSIOENFONDS APF	0	51.902	51.902

EM

224

LISTA ESITO DELLE VOTAZIONE
 Oggetto: Nomina del Presidente del Consiglio di Amministrazione

FAVOREVOLI

Badge	Ragione Sociale	Proprio	Delega	Totale
**D	TREDJE AP-FONDEN	0	5.098.045	5.098.045
**D	PUBLIC EMPLOYEES RETIREMENT ASSOCIATION OF COLORADO	0	6.751.320	6.751.320
**D	DOM RETIREMENT GROUP TRUST THE DOM CHEMICAL COMPANY	0	317.180	317.180
**D	DOM RETIREMENT GROUP TRUST THE DOM CHEMICAL COMPANY	0	1.121.980	1.121.980
**D	FUTURE FUND BOARD OF GUARDIANS FOR AND ON BEHALF OF FUTURE FUND	0	583.868	583.868
**D	FUTURE FUND BOARD OF GUARDIANS FOR AND ON BEHALF OF THE MEDICAL RESEARCH FUTURE FUND	0	238.541	238.541
**D	FUTURE FUND BOARD OF GUARDIANS FOR AND ON BEHALF OF THE MEDICAL RESEARCH FUTURE FUND	0	626.886	626.886
**D	MAFF INVESTMENT COMPANY NO. 2 PTY LTD	0	292.012	292.012
**D	HP INVEST COMMON CONTRACTUAL FUND	0	4.138.339	4.138.339
**D	NORTHERN TRUST UCITS COMMON CONTRACTUAL FUND	0	288.870	288.870
**D	COLONIAL FIRST STATE WHOLESALE INDEXED GLOBAL SHARE FUND	0	424.217	424.217
**D	COMMONWEALTH GLOBAL SHARE FUND 17	0	359.960	359.960
**D	COLONIAL FIRST STATE INVESTMENT FUND 50	0	62.958	62.958
**D	COLONIAL FIRST STATE WHOLESALE ACADIAN GLOBAL EQUITY FUND	0	161.753	161.753
**D	COMMONWEALTH GLOBAL SHARE FUND 30	0	206.816	206.816
**D	MUNICIPAL EMPLOYEES' ANNUITY AND BENEFIT FUND OF CHICAGO	0	19.928	19.928
**D	MUNICIPAL EMPLOYEES' ANNUITY AND BENEFIT FUND OF CHICAGO	0	116.900	116.900
**D	MUNICIPAL EMPLOYEES' ANNUITY AND BENEFIT FUND OF CHICAGO	0	32.519	32.519
**D	MUNICIPAL EMPLOYEES' ANNUITY AND BENEFIT FUND OF CHICAGO	0	286.952	286.952
**D	ESMOND HARMSWORTH 1998 FAMILY SETTLEMENT CODAN TRUST COMPANY LIMITED	0	0	0
**D	FIAM GLOBAL LOW VOLATILITY EQUITY FUND, L.P.	101.774	0	101.774
**D	UNITED NATIONS RELIEF AND WORKS AGENCY FOR PALESTINE REFUGEES IN THE NEAR EAST UNRWA HEADQUARTERS BAYADER WADI AL-SEER A	42.874	0	42.874
**D	UNITED NATIONS RELIEF AND WORKS AGENCY FOR PALESTINE REFUGEES IN THE NEAR EAST UNRWA HEADQUARTERS BAYADER WADI AL-SEER A	0	35.158	35.158
**D	UNITED NATIONS RELIEF AND WORKS AGENCY FOR PALESTINE REFUGEES IN THE NEAR EAST UNRWA HEADQUARTERS BAYADER WADI AL-SEER A	0	3.648	3.648
**D	US RETIREMENT TRUST	0	70.663	70.663
**D	VIRGINIA C.MARS REVOCABLE TRUST DATED AUGUST 6, 1991	0	24.511	24.511
**D	WHEELS COMMON INVESTMENT FUND	0	3.451	3.451
**D	S. ROBSON WALTON 2010 TRUST	0	19.379	19.379
**D	JCW 1987 ARTICLE II DESC TRUST PRO TLM	0	30.928	30.928
**D	S. ROBSON WALTON 2009 GRAT NO. 4 ARTICLE II TRUST	0	17.620	17.620
**D	STEWART L. WALTON FAMILY TRUST URD 3/19/13	0	4.744	4.744
**D	FLEURI HOLDINGS LLC	0	87.625	87.625
**D	EXELON CORPORATION NUCLEAR DECOMMISSION TRUST - NON TAX QUALIFIED	0	13.123	13.123
**D	HRW TESTAMENTARY TRUST NO. 7	0	180.288	180.288
**D	FOLGER LEVIN LLP PROFIT SHARING PLAN AND TRUST FOLGER LEVIN LLP	0	12.440	12.440
**D	THE BUILDERS INITIATIVE INC	0	8.901	8.901
**D	THOMAS L. WALTON FAMILY TRUST UAD 03/19/13	0	31.807	31.807
**D	SAMFORD UNIVERSITY PENSION PLAN TRUST	0	1.320.262	1.320.262
**D	FRANMOR NOMINEES LIMITED ACTING IN ITS CAPACITY AS NOMINEE FOR DAVID H AROLD PRINDLE BRADBURY	0	470.880	470.880
**D	MASTER TRUST AGREEMENT BETWEEN PFIZER INC AND THE NORTHERN TRUST COMPANY	0	107.400	107.400
**D	PHILLIPS 66 RETIREMENT PLAN TRUST	0	31.804	31.804
**D	FREEPORT MINERALS CORPORATION DEFINED BENEFIT MASTER TRUST FREEFOR T - MCMORAN	0	753.586	753.586
**D	FRANMOR NOMINEES LIMITED ACTING IN ITS CAPACITY AS NOMINEE FOR GEORGE SMITHIN RODDIS BRADBURY	0	0	0
**D	GENERAL PENSION AND SOCIAL SECURITY AUTHORITY GPSSA	0	0	0

GA

225

LISTA ESITO DELLE VOTAZIONE
 Oggetto: Nomina del Presidente del Consiglio di Amministrazione

FAVOREVOLI

Badge	Ragione Sociale	Proprio	Delega	Totale
**D	GOG PARTNERS GLOBAL EQUITY FUND - GOG PARTNERS SERIES LLC CAPITAL SERVICES INC	0	3.512.160	3.512.160
**D	GOG PARTNERS INTERNATIONAL EQUITY FUND-GOG PARTNERS SERIES LLC CAPITAL SERVICES INC.	0	4.110.674	4.110.674
**D	GOG PARTNERS RESTRICTED GLOBAL EQUITY FUND - GOG PARTNERS SERIES LLC CAPITAL SERVICES INC	0	12.156	12.156
**D	JCW 1987 ARTICLE II DESC TRUST FBO JMW DTD 1/1/2012	0	3.524	3.524
**D	GULF INTERNATIONAL BANK (UK) LIMITED	0	10.497	10.497
**D	HACKENSACK MERIDIAN HEALTH MASTER RETIREMENT TRUST	0	147.800	147.800
**D	HONEYWELL SAVINGS AND OWNERSHIP PLAN MASTER TRUST	0	124.187	124.187
**D	JCW 1987 ARTICLE II DESC TRUST FBO SILM	0	3.074	3.074
**D	JCW 1987 ARTICLE II DESC TRUST FBOAAP C/O WALTON ENTERPRISES LLC	0	2.172	2.172
**D	OAKLAND COUNTY VEBB	0	176.049	176.049
**D	HSBC - NORTH AMERICA (U.S.) PENSION TRUST	0	246.273	246.273
**D	OLIN PENSION PLANS MASTER RETIREMENT TRUST	0	25.708	25.708
**D	NEW CHURCH INVESTMENT FUND	0	14.837	14.837
**D	LSV INTERNATIONAL VALUE EQUITY TRUST	0	1.661.700	1.661.700
**D	LTW INVESTMENTS LLC	0	187.424	187.424
**D	CLINTON NUCLEAR POWER PLANT QUALIFIED FUND CLINTON NUCLEAR POWER PLANT QUALIFIED FUND	0	18.892	18.892
**D	CHURCH OF ENGLAND INVESTMENT FUND FOR PENSIONS	0	195.050	195.050
**D	THE AVI CHAI FOUNDATION	0	14.470	14.470
**D	ALICE A PROIETTI FAMILY TRUST UAD 09/27/13	0	14.146	14.146
**D	INDUSTRIAL ALLIANCE INSURANCE AND FINANCIAL SERVICES INC.	0	455.000	455.000
**D	INTER AMERICAN DEVELOPMENT BANK STAFF RETIREMENT FUND	0	510.873	510.873
**D	CHICAGO COMMUNITY FOUNDATION	0	18.130	18.130
**D	CYSTIC FIBROSIS FOUNDATION	0	202.858	202.858
**D	ARVEST FOUNDATION	0	3.904	3.904
**D	BECTION DICKINSON AND COMPANY MASTER RETIREMENT TRUST	0	22.403	22.403
**D	MASTER TRUST FOR CERTAIN TAX-QUALIFIED BECHTEL RETIREMENT PLANS QUALIFIED BECHTEL RETIREMENT PLANS	0	0	99.740
**D	INTERNATIONAL MONETARY FUND STAFF RETIREMENT PLAN 700	0	171.790	171.790
**D	JIK INVESTMENTS L.P	0	44.487	44.487
**D	DAUGHTERS OF CHARITY OF ST. VINCENT DE PAUL PROVINCE OF THE WEST	0	199.069	199.069
**D	BEL45 CAPITAL PARTNERS LLC BEL45 CAPITAL PARTNERS LLC	0	60.508	60.508
**D	SHELBY COUNTY OPEB TRUST	0	36.053	36.053
**D	SHELBY COUNTY RETIREMENT SYSTEM	0	193.233	193.233
**D	MOBIUS LIFE LIMITED	0	28.540	28.540
**D	SARASIN GLOBAL HIGHER DIVIDEND	0	2.545.690	2.545.690
**D	SARASIN GLOBAL EQUITY REAL RETURN	0	477.000	477.000
**D	THE JUNIPER FUND	0	679.760	679.760
**D	SARASIN THEMATIC GLOBAL EQUITY	0	835.211	835.211
**D	THE MAZENER FUND	0	345.804	345.804
**D	DIVERSIFICATION FUND ICVC	0	20.195	20.195
**D	SARASIN GLOBAL DIVIDEND	0	664.621	664.621
**D	COMMONWEALTH GLOBAL SHARES FUND	0	1.057.730	1.057.730
**D	THEODORE SPENCER REVOCABLE TRUST	0	4.507	4.507

EM

226

LISTA ESITO DELLE VOTAZIONE
 Oggetto: Nomina del Presidente del Consiglio di Amministrazione

FAVOREVOLI

Badge	Ragione Sociale	Proprio	Delega	Totale
**D	R. BLANE WALTER C/O TALISMAN CAPITAL	0	23.805	23.805
**D	MARY K MC QUISTON MCCAW	0	19.608	19.608
**D	MURIEL MCBRIEN KAUFFMAN FOUNDATION	0	45.450	45.450
**D	CITY OF AUSTIN EMPLOYEES RETIREMENT SYSTEM	0	16.741	16.741
**D	CULTURAL INSTITUTIONS PENSION PLAN TRUST CULTURAL INSTITUTIONS RETIREMENT SYSTEM	0	15.287	15.287
**D	CULTURAL INSTITUTIONS PENSION PLAN TRUST CULTURAL INSTITUTIONS RETIREMENT SYSTEM	0	243.909	243.909
**D	JO HAMBRO CAPITAL MANAGEMENT UK UMBRELLA FUND C/O JO HAMBRO CAPITAL MANAGEMENT	0	176.043	176.043
**D	DOMINION RESOURCES INC. MASTER TRUST	0	15.445	15.445
**D	JOHCM INTERNATIONAL SMALL CAP EQUITY FUND	0	83.364	83.364
**D	FUNDO DE PENSÕES ALAMEDA DE CARLOS D' ASSUMPCAO	0	213.382	213.382
**D	GANNETT RETIREMENT PLAN MASTER TRUST GANNETT RETIREMENT PLAN MASTER TRUST	0	26.994	26.994
**D	JOSHUA GREEN CORPORATION 1425	0	7.025	7.025
**D	JOHN AND TERRY LEVIN REVOCABLE TRUST	0	21.818	21.818
**D	BARING GLOBAL OPPORTUNITIES UMBRELLA FUND	0	10.589	10.589
**D	BEAT DRUGS FUND ASSOCIATION	0	1.412.989	1.412.989
**D	HONG KONG SAR GOVERNMENT EXCHANGE FUND	0	9.588.926	9.588.926
**D	HONG KONG SAR GOVERNMENT EXCHANGE FUND	0	2.917	2.917
**D	THE CHINESE UNIVERSITY OF HONG KONG STAFF SUPERANNUATION SCHEME	0	2.246.173	2.246.173
**D	PUBLIC PENSION AGENCY	0	2.091.768	2.091.768
**D	PUBLIC PENSION AGENCY	0	1.366.013	1.366.013
**D	PUBLIC PENSION AGENCY	0	222.288	222.288
**D	INTER AMERICAN DEVELOPMENT BANK	0	14.591	14.591
**D	PRO-GEN INVESTMENTS LLC	0	4.475	4.475
**D	FLURIUBUS LABS GLOBAL CORE EQUITY MASTER FUND LP	0	654.176	654.176
**D	CINDY SPRINGS, LLC	0	146.024	146.024
**D	RDW LIQUID LLC	0	246.015	246.015
**D	NTGI-QM COMMON DAILY ALL COUNTRY WORLD EX-US INVESTABLE MARKET INDEX FUND - NON LENDING	0	34.565	34.565
**D	JOHN GARDNER PERENCHIO IRREVOCABLE	0	50.186	50.186
**D	SALIX, LLC	0	100.065	100.065
**D	SANFORD C. BERNSTEIN AND CO DBT TAX MANAGED INTERNATIONAL BLEND SERIES	0	94.010	94.010
**D	SENTINEL INTERNATIONAL FUND	0	2.395	2.395
**D	SIM GLOBAL BALANCED TRUST.	0	59.658	59.658
**D	SLW PORTFOLIO LLC	0	4.211	4.211
**D	THYSSEN GLOBAL INVESTMENTS CORP	0	18.699	18.699
**D	MALACHITE 35 TRUST	0	371.504	371.504
**D	JOHN HANCOCK DIVERSIFIED REAL ASSETS FUND	0	22.820	22.820
**D	FCM INTERNATIONAL LLC	0	2.517	2.517
**D	SHIMODA HOLDINGS, LLC	0	76.416	76.416
**D	801 INVESTMENTS LLC	0	92.705	92.705
**D	MALACHITE 35 TRUST	0	50.743	50.743
**D	MS FUND LP	0	9.392	9.392
**D	WAM INVESTMENTS, LLC	0	476.466	476.466
**D	GLOBAL BOND FUND WAYCROSSE INC	0	16.237	16.237
**D	SILVER GROWTH FUND, LP	0		

927

54

LISTA ESITO DELLE VOTAZIONE
 Oggetto: Nomina del Presidente del Consiglio di Amministrazione

FAVOREVOLI

Badge	Ragione Sociale	Proprio	Delega	Totale
**D	MFC INTERNATIONAL FUND LLC	0	3.288	3.288
**D	JULIA IRENE KAUFFMAN REVOCABLE TRUST	0	13.507	13.507
**D	KARSH LIVING TRUST	0	36.305	36.305
**D	82A HOLDINGS, LLC	0	120.154	120.154
**D	NEIKE PARTNERSHIP C/O NORTHERN TRUST COMPANY MANAGER	0	12.132	12.132
**D	OMEGA FFIP LIMITED PARTNERSHIP	0	33.136	33.136
**D	ORANA HOLDINGS LLC	0	647.300	647.300
**D	ORIZABA, LP	0	23.138	23.138
**D	ME INTERNATIONAL FUND LLC	0	15.300	15.300
**D	LW GROUP HOLDINGS, LLC	0	398.681	398.681
**D	LSV INTERNATIONAL (AC) VALUE EQUITY FUND, LP	0	1.722.800	1.722.800
**D	LEHMAN-STAMM FAMILY PARTNERS LLC LEHMAN-STAMM FAMILY PARTNERS LLC	0	2.670	2.670
**D	KENT COUNTY COUNCIL SUPERANNUATION FUND	0	1.247.343	1.247.343
**D	LEGAL AND GENERAL MSCI EAFE FUND LLC	0	792.159	792.159
**D	LAKE AVENUE INVESTMENTS, LLC	0	339.814	339.814
**D	THE JBUT MASTER INVESTMENT PARTNERSHIP LLP C/O JACOBUS WEALTH MANAGEMENT	0	13.127	13.127
**D	LABORERS' AND RETIREMENT BOARD EMPLOYERS' ANNUITY AND BENEFIT FUND OF CHICAGO	0	5.983	5.983
**D	INTERNATIONAL EQUITY FUND	0	311.637	311.637
**D	LIVFORSKRINGSBOLAGET SKANDIA OMSSEIDIGT	0	3.221.650	3.221.650
**D	LSV INTERNATIONAL CONCENTRATED EQUITY FUND, LP	0	746.100	746.100
**D	MAN NUMERIC ALTERNATIVE RISK PREMIA VALUE C/O CIICO TRUSTEES (CAYMAN) LIMITED	0	2.942.100	2.942.100
**D	HASLAM FAMILY INVESTMENT PARTNERSHI	0	3.696	3.696
**D	INTERNATIONAL EXPATRIATE BENEFIT MASTER TRUST	0	37.661	37.661
**D	MONDRIAN FUNDS PUBLIC LIMITED COMPANY MONDRIAN FUNDS PUBLIC LIMITED COMPANY	0	8.169	8.169
**D	NTGI-OM COMMON DAILY EAFE INDEX FUND - NON LENDING	0	821.401	821.401
**D	MONDRIAN GLOBAL ALL COUNTRIES WORLD EQUITY FUND, L.P.	0	5.481	5.481
**D	MONDRIAN INTERNATIONAL EQUITY ESG FUND L.P.	0	394.115	394.115
**D	ATIVO INTERNATIONAL EQUITY FUND LP	0	90.640	90.640
**D	NATIONAL RAILROAD RETIREMENT INVESTMENT TRUST	0	676.761	676.761
**D	CARNELLAN INVESTMENT MANAGEMENT LLC	0	187.992	187.992
**D	CARROLL AVENUE PARTNERS LLC	0	3.325	3.325
**D	CECF GLOBAL SECURITIES LP	0	1.334	1.334
**D	BETTER BE GOOD LLC	0	8.700	8.700
**D	FIDDLER PARTNERS LLC	0	3.119	3.119
**D	NATIONAL WESTMINSTER BANK PLC AS TRUSTEE OF SARASIN ENDOWMENTS FUND	0	3.292.677	3.292.677
**D	EVA VALLEY M&I LLC	0	62.781	62.781
**D	SHY LLC	0	61.283	61.283
**D	AJO GLOBAL MARKET-NEUTRAL FUND LTD	0	2.280	2.280
**D	NATIONAL WESTMINSTER BANK PLC AS TRUSTEE OF SARASIN INCOME AND RESERVES FUND	0	76.406	76.406
**D	FOURTH AVENUE INVESTMENT COMPANY	0	44.768	44.768
**D	DYNASTY INVEST, LTD	0	16.256	16.256
**D	DELEFINCO, LP	0	47.720	47.720
**D	DEI LP EQUITY (PASSIVE)	0	11.494	11.494

GA

228

LISTA ESITO DELLE VOTAZIONE
Oggetto: Nomina del Presidente del Consiglio di Amministrazione

FAVOREVOLI

Badge	Ragione Sociale	Proprio	Delega	Totale
**D	AVALON PORTFOLIO II, LLC	0	2.447	2.447
**D	CENTERSQUARE INVESTMENT MANAGEMENT LLC	0	3.660	3.660
**D	SUSTAINABLE INSIGHT GLOBAL ESG PASSIVE PLUS FUND LLC	0	3.576	3.576
**D	ASCENSION ALPHA FUND, LLC	0	1.078.633	1.078.633
**D	K INVESTMENTS SH LIMITED	0	1.111.424	1.111.424
**D	PZENA GLOBAL VALUE FUND 2 DST	0	212.011	212.011
**D	PZENA INTERNATIONAL EX-US FOCUSED VALUE FUND DST A SERIES OF PZENA VALUE TRUST	0	136.508	136.508
**D	LEGAL AND GENERAL DEVELOPED MULTI-FACTOR SL FUND LLC	0	173.998	173.998
**D	PERMANENT FUND INVESTMENTS LLC	0	57.163	57.163
**D	NTGI-QM COMMON DAILY EAFE INDEX FUND - LENDING	0	638.946	638.946
**D	SANFORD C. BERNSTEIN AND CO DBT INTERNATIONAL VALUE SERIES	0	217.333	217.333
**D	NTGI - QM COMMON DAILY ALL COUNTRY WORLD EX-US EQUITY INDEX FUND - LENDING	0	445.251	445.251
**D	NATIONAL WESTMINSTER BANK PLC AS TRUSTEE OF SARASIN CLIMATE ACTIVE EN DOWMENTS FUND	0	553.888	553.888
**D	PZENA VALUE TRUST	0	14.521	14.521
**D	UNITED NATIONS JOINT STAFF PENSION FUND	0	6.400.000	6.400.000
**D	INTERNATIONAL MONETARY FUND STAFF RETIREMENT PLAN	0	10.994	10.994
**D	INTERNATIONAL MONETARY FUND STAFF RETIREMENT PLAN	0	598.817	598.817
**D	INTERNATIONAL MONETARY FUND STAFF RETIREMENT PLAN 700	0	844.974	844.974
**D	INTERNATIONAL WESTMINSTER BANK AS TRUSTEE OF EDEN INVESTMENT FUND	0	68.637	68.637
**D	NATWEST DEP SW SVSTPI IBI GS C	0	354.898	354.898
**D	THE PUBLIC INSTITUTION FOR SOCIAL SECURITY	0	581.871	581.871
**D	THE PUBLIC INSTITUTION FOR SOCIAL SECURITY	0	617.500	617.500
**D	NATWEST TRUSTEE AND DEPOSITARY SERVICES LIMITED AS TRUSTEE OF TM MASONIC CHARITABLE FOUNDATION INVESTMENT FUND	0	435.091	435.091
**D	102.089	0	0	102.089
**D	MONDRIAN ALL COUNTRIES WORLD EX-US EQUITY FUND LP	0	2.898.040	2.898.040
**D	MONDRIAN INTERNATIONAL EQUITY FUND L.P.	0	10.598.980	10.598.980
**D	NATIONAL COUNCIL FOR SOCIAL SEC FUND	0	549.523	549.523
**D	NATIONAL COUNCIL FOR SOCIAL SECURITY FUND.	0	102.263	102.263
**D	NATIONAL COUNCIL FOR SOCIAL SECURITY FUND.	0	101.319	101.319
**D	NAGE ANN POLYTECHNIC	0	2.220	2.220
**D	NATIONAL COUNCIL FOR SOCIAL SEC FUND	0	1.087.614	1.087.614
**D	NATIONAL COUNCIL FOR SOCIAL SEC FUND	0	540.282	540.282
**D	FIDELITY INVESTMENT TRUST: FIDELITY INTERNATIONAL CAPITAL APPRECIATION FUND	0	6.322.200	6.322.200
**D	FIDELITY INVESTMENT TRUST: FIDELITY DIVERSIFIED INTERNATIONAL K6 FUND	0	2.090.486	2.090.486
**D	FIDELITY SALEM STREET TRUST: FIDELITY FLEX INTERNATIONAL INDEX FUND	0	169.241	169.241
**D	FIDELITY INVESTMENT TRUST: FIDELITY INTERNATIONAL VALUE FUND	0	1.244.300	1.244.300
**D	FIDELITY SALEM STREET TRUST: FIDELITY SERIES GLOBAL EX U.S. INDEX FUND	0	5.593.466	5.593.466
**D	FIDELITY INVESTMENT TRUST: FIDELITY INFRASTRUCTURE FUND	0	69.579	69.579
**D	ERIKA J. GLAZER 1985 TRUST	0	69.515	69.515
**D	EMERSON GLAZER TRUST OF 1989	0	15.740	15.740
**D	MONDRIAN GLOBAL EQUITY ESG FUND LP	0	4.725	4.725
**D	LSV GLOBAL CV EQUITY FUND, LP	0	117.000	117.000

EM

929

LISTA ESITO DELLE VOTAZIONE
 Oggetto: Nomina del Presidente del Consiglio di Amministrazione

FAVOREVOLI

Badge	Ragione Sociale	Proprio	Delega	Totale
**D	HS PORTFOLIO LP	0	33.563	33.563
**D	H AND S INVESTMENTS I LP	0	17.281	17.281
**D	DOUBLE DIGIT CAGR LLC	0	31.768	31.768
**D	BERNSTEIN GLOBAL STYLE BLEND SERIES	0	64.800	64.800
**D	BERNSTEIN GLOBAL EQUITY FUND, L.P.	0	106.907	106.907
**D	MONDRIAN GLOBAL EQUITY FUND, L.P.	0	195.480	195.480
**D	BERNSTEIN TAX-MANAGED GLOBAL STYLE BLEND SERIES	0	13.561	13.561
**D	NEW OAK NOMINEES LIMITED	0	82.400	82.400
**D	PACIFIC SALMON COMMISSION	0	4.435.508	4.435.508
**D	PUBLIC SECTOR PENSION INVESTMENT BOARD	0	106.850	106.850
**D	HALIFAX REGIONAL MUNICIPALITY MASTER TRUST	0	3.262	3.262
**D	MICHELIN NORTH AMERICA (CANADA) INC. MASTER TRUST	0	60.897	60.897
**D	HSEC U.S. EQUITY FUND	0	65.527	65.527
**D	HAGFORS LIMITED HE R AND H TRUST COMPANY LTD	0	88.740	88.740
**D	POLICEMEN'S ANNUITY AND BENEFIT FUND OF CHICAGO	0	916.606	916.606
**D	STITCHING BLUE SKY LIQUID ASSET FUNDS	0	99.120	99.120
**D	NEW ZEALAND SUPERANNUATION FUND	0	1.792.896	1.792.896
**D	STATE UNIVERSITIES RETIREMENT SYSTEM	0	459.136	459.136
**D	COMMONWEALTH SUPERANNUATION CORPORATION AS TRUSTEE FOR ARIA INVESTMENTS TRUST	0	279.536	279.536
**D	MERCER PASSIVE INTERNATIONAL SHARES FUND	0	423.500	423.500
**D	MERCER OSS TRUST	0	61.776	61.776
**D	MERCER GLOBAL ENHANCED LOW VOLATILITY SHARES FUND	0	6.112	6.112
**D	LORD MAYORS CHARITABLE FUND	0	82.771	82.771
**D	QUEENSLAND INVESTMENT TRUST NO 2	0	59.229	59.229
**D	COMMONWEALTH GLOBAL SHARE FUND 28	0	255.487	255.487
**D	GOVERNMENT EMPLOYEES SUPERANNUATION BOARD	0	407.993	407.993
**D	GOVERNMENT EMPLOYEES SUPERANNUATION BOARD	0	139.863	139.863
**D	IAGAM GLOBAL EQUITY TRUST	0	115.235	115.235
**D	QIC INTERNATIONAL EQUITIES FUND	0	9.556	9.556
**D	SAMFORD UNIVERSITY	0	175.464	175.464
**D	THE TRUSTEES OF THE HENRY SMITH CHARITY	0	47.510	47.510
**D	TYCO ELECTRONICS CORPORATION RETIREMENT SAVINGS AND INVESTMENT PLAN	0	2.893	2.893
**D	STP NUCLEAR OPERATING COMPANY RETIREMENT TRUST	0	22.740	22.740
**D	S. ROBSON WALTON 1999 CHILDRENS TRUST	0	343.224	343.224
**D	NATWEST TRUSTEE AND DEPOSITARY SERVICES LIMITED AS TRUSTEE OF THE MAID EN FUND	0	80.563	80.563
**D	OAKLAND COUNTY EMPLOYEES RETIREMENT SYSTEM	0	1.034.608	1.034.608
**D	NATIONAL RAILROAD RETIREMENT INVESTMENT TRUST	0	19.194.815	19.194.815
**D	NORTHERN TRUST GLOBAL INVESTMENTS COLLECTIVE FUNDS TRUST	0	53.873	53.873
**D	PRESBYTERIAN CHURCH (USA) FOUNDATION	0	124.531	124.531
**D	JOHN T WALTON FAMILY TRUST	0	32.139	32.139
**D	HRW TESTAMENTARY TRUST NO 2	0	48.037	48.037
**D	HRW TESTAMENTARY TRUST NO. 8	0	46.017	46.017
**D	HRW TESTAMENTARY TRUST NO. 9	0	65.493	65.493
**D	HRW TESTAMENTARY TRUST NO. 12	0		

P30

GA

LISTA ESITO DELLE VOTAZIONE
 Oggetto: Nomina del Presidente del Consiglio di Amministrazione

FAVOREVOLI

Badge	Ragione Sociale	Proprio	Delega	Totale
**D	HRW TESTAMENTARY TRUST NO 5	0	32.649	32.649
**D	HRW TRUST NO 4 UAD 01/17/03	0	33.778	33.778
**D	HRW TRUST NO 3 UAD 01/17/03	0	39.490	39.490
**D	HRW TESTAMENTARY TRUST NO 1	0	70.769	70.769
**D	HRW TESTAMENTARY TRUST NO 3	0	48.759	48.759
**D	HRW TESTAMENTARY TRUST NO. 10	0	42.407	42.407
**D	HRW TRUST NO 1 UAD 01/17/03	0	57.366	57.366
**D	HRW TRUST NO 2 UAD 01/17/03	0	46.269	46.269
**D	HRW TESTAMENTARY TRUST NO 4	0	32.492	32.492
**D	HRW TESTAMENTARY TRUST NO 6	0	60.587	60.587
**D	HRW TESTAMENTARY TRUST NO. 11	0	71.064	71.064
**D	OWENS CORNING DEFINED BENEFIT MASTER TRUST	0	19.624	19.624
**D	NORTHERN ENGAGE360 FUND	0	60.987	60.987
**D	NEW IRELAND ASSURANCE COMPANY PLC	0	5.022.269	5.022.269
**D	NORTHERN FUNDS - INTERNATIONAL EQUITY INDEX FUND	0	2.737.649	2.737.649
**D	MICHIGAN CATHOLIC CONFERENCE	0	11.995	11.995
**D	MICHIGAN CATHOLIC CONFERENCE	0	83.012	83.012
**D	ASCENSION HEALTHCARE MASTER PENSION TRUST	0	547.012	547.012
**D	MICHIGAN CATHOLIC CONFERENCE MASTER PENSION TRUST	0	36.984	36.984
**D	MICHIGAN CATHOLIC CONFERENCE MASTER PENSION TRUST	0	191.061	191.061
**D	LOCKHEED MARTIN CORPORATION MASTER RETIREMENT TRUST	0	79.802	79.802
**D	LOCKHEED MARTIN CORPORATION MASTER RETIREMENT TRUST	0	561.459	561.459
**D	LOCKHEED MARTIN CORPORATION MASTER RETIREMENT TRUST	0	300.286	300.286
**D	THE LEVERHULME TRUST	0	1.046.511	1.046.511
**D	THE LEVERHULME TRUST	0	37.736	37.736
**D	JTW TRUST NO. 2 UAD 9/19/02	0	39.892	39.892
**D	JTW TRUST NO. 4 UAD 9/19/02	0	28.500	28.500
**D	JTW TRUST NO. 1 UAD 9/19/02	0	28.855	28.855
**D	JTW TRUST NO. 3 UAD 9/19/02	0	20.274	20.274
**D	JTW TRUST NO. 5 UAD 9/19/02	0	34.290	34.290
**D	OAKLAND POLICE AND FIRE RETIREMENT SYSTEM	0	46.775	46.775
**D	HEWITT ASSOCIATES LLC 401K PLAN TRUST	0	293.984	293.984
**D	THE HEALTH FOUNDATION	0	78.277	78.277
**D	OLD WESTBURY MULTI-ASSET OPPORTUNITIES FUND	0	97.818	97.818
**D	FORD MOTOR COMPANY DEFINED BENEFIT MASTER TRUST	0	60.300	60.300
**D	COVENANT HEALTH	0	37.719	37.719
**D	EXELON FITZPATRICK QUALIFIED FUND	0	8.411	8.411
**D	ACORN 1998 TRUST	0	354.585	354.585
**D	EMERSON ELECTRIC CO. RETIREMENT MASTER TRUST	0	3.743	3.743
**D	EXELON PEACH BOTTOM UNIT 1 QUALIFIED FUND 10	0	152.400	152.400
**D	EMERSON ELECTRIC CO. RETIREMENT MASTER TRUST	0	195.658	195.658
**D	FORD MOTOR COMPANY DEFINED BENEFIT MASTER TRUST	0	4.103	4.103
**D	FLORIDA COLLEGE SAVINGS PROGRAM	0	198.666	198.666
**D	FRANCISCAN ALLIANCE, INC.	0		

EPH

931

LISTA ESITO DELLE VOTAZIONE
 Oggetto: Nomina del Presidente del Consiglio di Amministrazione
 FAVOREVOLI

Badge	Ragione Sociale	Proprio	Delega	Totale
**D	COMBUSTION ENGINEERING 524(G) ASBESTOS PI TRUST PI TRUST	0	23.232	23.232
**D	CENTURYLINK, INC. DEFINED CONTRIBUTION PLAN MASTER TRUST	0	412.557	412.557
**D	CATERPILLAR INVESTMENT TRUST	0	349.892	349.892
**D	CATERPILLAR INVESTMENT TRUST	0	267.175	267.175
**D	CATERPILLAR INC MASTER RETIREMENT TRUST	0	868.425	868.425
**D	CATERPILLAR INC MASTER RETIREMENT TRUST	0	506.468	506.468
**D	CATERPILLAR INC MASTER RETIREMENT TRUST	0	25.183	25.183
**D	BRISTOL-MYERS SQUIBB COMPANY MASTER RETIREMENT TRUST	0	4.470.319	4.470.319
**D	THE NORTHERN TRUST COMPANY SUB-ADVISED COLLECTIVE FUNDS TRUST	0	90.414	90.414
**D	NORTHERN FUNDS INTERNATIONAL GROWTH EQUITY FUND	0	423.465	423.465
**D	NORTHERN FUNDS INTERNATIONAL GROWTH EQUITY FUND	0	125.031	125.031
**D	ALW 2010 FAMILY TRUST ALICE WALTONC/O WALTON ENTERPRISES LLC	0	40.525	40.525
**D	AON SAVINGS PLAN TRUST	0	27.513	27.513
**D	AON PENSION PLAN TRUST AON CORPORATION	0	546.330	546.330
**D	CALIFORNIA PHYSICIANS SERVICE D/B/A BLUE SHIELD OF CALIFORNIA	0	177.096	177.096
**D	AMERICAN HONDA MASTER RETIREMENT TRUST	0	807.706	807.706
**D	CITY OF MILWAUKEE EMPLOYEES RETIREMENT SYSTEM	0	1.143.157	1.143.157
**D	CHEVRON MASTER PENSION TRUST	0	267.754	267.754
**D	GUIDESTONE FUNDS INTERNATIONAL EQUITY FUND	0	339.346	339.346
**D	FLORIDA PREPAID COLLEGE PROGRAM	0	395.596	395.596
**D	CENTURYLINK, INC. DEFINED BENEFIT MASTER TRUST	0	58.474	58.474
**D	GUIDESTONE FUNDS INTERNATIONAL EQUITY INDEX FUND	0	176.642	176.642
**D	STICHTING INSTITUUT GAK	0	35.533	35.533
**D	ALFRED I. DUPONT TESTAMENTARY TRUST	0	42.360	42.360
**D	CSAA INSURANCE EXCHANGE	0	166.868	166.868
**D	EMPLOYEES RETIREMENT FUND OF THE CITY OF DALLAS	0	641.034	641.034
**D	EMPLOYEES RETIREMENT FUND OF THE CITY OF DALLAS	0	350.638	350.638
**D	CITY OF LOS ANGELES FIRE AND POLICE PENSION PLAN	0	1.733.631	1.733.631
**D	INVESTMENT MASTER TRUST OF EXELIS INC.	0	2.146.885	2.146.885
**D	ILLINOIS MUNICIPAL RETIREMENT FUND	0	246.452	246.452
**D	ILLINOIS MUNICIPAL RETIREMENT FUND	0	577.196	577.196
**D	ILLINOIS MUNICIPAL RETIREMENT FUND	0	128.853	128.853
**D	LOCKHEED MARTIN CORPORATION MASTER RETIREMENT TRUST	0	154.900	154.900
**D	MERCY INVESTMENT SERVICES, INC.	0	37.099	37.099
**D	MISSOURI LOCAL GOVERNMENT EMPLOYEES RETIREMENT SYSTEM	0	414.100	414.100
**D	MARSH AND MCLENNAN MASTER RETIREMENT TRUST	0	67.779	67.779
**D	MARSH AND MCLENNAN MASTER RETIREMENT TRUST	0	407.185	407.185
**D	AMPERSAND INVESTMENTS LIMITED	0	1.693.500	1.693.500
**D	GQC PARTNERS GLOBAL EQUITY FUND	0	1.355.730	1.355.730
**D	NORTH DAKOTA STATE INVESTMENT BOARD	0	140.000	140.000
**D	OKLAHOMA PUBLIC EMPLOYEES RETIREMENT SYSTEM	0	28.090	28.090
**D	PREMIER GLOBAL INFRASTRUCTURE INCOME FUND	0	1.162.531	1.162.531
**D	UFCW UNION AND PARTICIPATING FOOD INDUSTRY EMPLOYERS TRI-STATE PENSION TRUST FUND	0		
**D	UTAH STATE RETIREMENT SYSTEMS	0		

932

EM

LISTA ESITO DELLE VOTAZIONE
 Oggetto: Nomina del Presidente del Consiglio di Amministrazione

FAVOREVOLI

Badge	Ragione Sociale	Proprio	Delega	Totale
**D	MASTER TRUST AGREEMENT UNDER VARIOUS EMPLOYEE BENEFIT PLANS UNILEVER UNITED STATES INC. AND ITS SUBSIDIARIES AND AFFILIA	30.648	0	0
**D	WYOMING RETIREMENT SYSTEM	0	183.665	183.665
**D	PROVIDENCE ST. JOSEPH HEALTH LONG TERM PORTFOLIO	0	258.900	258.900
**D	STANISLAUS COUNTY EMPLOYEES' RETIREMENT ASSOCIATION 832	0	481.900	481.900
**D	SCHLUMBERGER GROUP TRUST AGREEMENT	0	1.385.729	1.385.729
**D	SALT RIVER PIMA-MARICOPA INDIAN COMMUNITY	0	55.533	55.533
**D	SHRINERS HOSPITALS FOR CHILDREN	0	2.209.907	2.209.907
**D	SAN MATEO COUNTY EMPLOYEES' RETIREMENT ASSOCIATION	0	549.102	549.102
**D	CITY OF TALLAHASSEE	0	168.710	168.710
**D	PYRAMIS GROUP TRUST FOR EMPLOYEE BENEFIT PLANS	0	603.325	603.325
**D	HSBC GLOBAL EQUITY FUND	0	193.921	193.921
**D	FORD MOTOR COMPANY OF CANADA, LIMITED PENSION TRUST	0	44.477	44.477
**D	HSBC INTERNATIONAL EQUITY POOLED FUND	0	375.132	375.132
**D	NAV CANADA PENSION PLAN	0	61.298	61.298
**D	NAV CANADA PENSION PLAN	0	379.654	379.654
**D	NAV CANADA PENSION PLAN	0	105.336	105.336
**D	OPSEU PENSION PLAN TRUST FUND	0	51.970	51.970
**D	IWA - FOREST INDUSTRY PENSION PLAN 2100	0	367.680	367.680
**D	QUILLTER INVESTORS	0	660.525	660.525
**D	LEGAL AND GENERAL EUROPEAN INDEX TRUST	0	4.498.754	4.498.754
**D	LEGAL AND GENERAL INTERNATIONAL INDEX TRUST	0	527.816	527.816
**D	LEGAL AND GENERAL GLOBAL EQUITY INDEX FUND	0	32.260	32.260
**D	LEGAL AND GENERAL FUTURE WORLD EQUITY FACTORS INDEX FUND	0	79.436	79.436
**D	LEGAL AND GENERAL FUTURE WORLD ESG DEVELOPED INDEX FUND	0	6.925	6.925
**D	RELIANCE TRUST INSTITUTIONAL RETIREMENT TRUST SERIES TEN	0	3.773.237	3.773.237
**D	ROCKEFELLER CAPITAL MANAGEMENT UCIT S ICAV	0	2.712.052	2.712.052
**D	P2ENA VALUE FUNDS PLC C/O SANNE	0	195.158	195.158
**D	STATE STREET GLOBAL ADVISORS GROSS ROLL UP UNIT TRUST	0	310.291	310.291
**D	SARASIN GLOBAL DIVIDEND (STERLING HEDGED)	0	182.869	182.869
**D	SARASIN GLOBAL HIGHER DIVIDEND (STERLING HEDGED)	0	521.272	521.272
**D	SARASIN GLOBAL BALARSAR - BALANCED (EUR)	0	610.297	610.297
**D	SARASIN GLOBAL BALARSAR - STRATEGIC FUND A SUB FUND OF SARASIN FUNDS ICVC	0	311.300	311.300
**D	PRESCIENT GLOBAL FUNDS PLC	0	366.150	366.150
**D	SARASIN IE DIVERSIFIED ENDOWMENTS FUND	0	50.830	50.830
**D	SARASIN IE GLOBAL EQUITY OPPORTUNITIES (GBP)	0	46.150	46.150
**D	BARING INVESTMENT FUNDS PLC	0	155.907	155.907
**D	BLACKROCK AUTHORISED CONTRACTUAL SCHEME I	0	664.378	664.378
**D	LEGAL AND GENERAL AUTHORISED CONTRACTUAL SCHEME	0	10.073	10.073
**D	TT INTERNATIONAL FUNDS PLC	0	6.536.882	6.536.882
**D	LEGAL AND GENERAL ICAV	0	115.514	115.514
**D		0	44.651	44.651
**D		0	207.698	207.698

P33

EA

LISTA ESITO DELLE VOTAZIONE
 Oggetto: Nomina del Presidente del Consiglio di Amministrazione

FAVOREVOLI

Badge	Ragione Sociale	Proprio	Delega	Totale
**D	XBI INSTITUTIONAL FUND ICAV	0	747.040	747.040
**D	BRITISH COLUMBIA INVESTMENT MANAGEMENT CORPORATION	0	3.099.865	3.099.865
**D	STATE TEACHERS RETIREMENT SYSTEM OF OHIO	0	10.791.414	10.791.414
**D	SARASIN IE GLOBAL EQUITY OPPORTUNITIES (USD)	0	326.730	326.730
**D	BANCO NACIONAL DE PANAMA, ACTING AS TRUSTEE OF THE FIDEICOMISO DE FONDO DE AHORRO DE PANAMA	0	35.335	35.335
**D	SARASIN IE GLOBALSAR - DYNAMIC (GBP)	0	1.015.000	1.015.000
**D	LGPS CENTRAL AUTHORISED CONTRACTUAL SCHEME	0	1.580.754	1.580.754
**D	UBS COMMON CONTRACTUAL FUND	0	2.648	2.648
**D	QSUPER	0	114.387	114.387
**D	TAMESIDE METROPOLITAN BOROUGH COUNCIL AS THE ADMINISTERING AUTHORITY OF THE GREATER MANCHESTER PENSION FUND	0	0	454.551
**D	454.551	0	1.919.140	1.919.140
**D	LE WALES PENSION PARTNERSHIP (WALES PP) ASSET POOLING ACS UMBRELLA	0	515.345	515.345
**D	BLACKROCK UCITS CCF. BLACKROCK ASSET MANAGEMENT IRELAND LIMITED	0	0	38.836
**D	INTERNATIONAL BANK FOR RECONSTRUCTION AND DEVELOPMENT ON BEHALF OF THE WORLD BANK GROUP TRUST FUNDS	0	0	1.750.000
**D	38.836	0	1.750.000	1.750.000
**D	WEST YORKSHIRE PENSION FUND	0	84.847	84.847
**D	CLEARWATER INTERNATIONAL FUND	0	1.129.400	1.129.400
**D	FIDELITY ADVISOR SERIES VIII: FIDELITY ADVISOR DIVERSIFIED INTERNATIONAL FUND	0	1.575.819	1.575.819
**D	MERSEYSIDE PENSION FUND	0	736.999	736.999
**D	UNIVEST	0	322.368	322.368
**D	STICHTING BEDRIJFSTAKPENSIOENFONDS VOOR HET SCHOONMAAK EN GLAZENWASSER SBEDRIJF	0	601.023	601.023
**D	STICHTING BEDRIJFSTAKPENSIOENFONDS VOOR HET BEROEPSVERVOER OVER DE WEG	0	605.592	605.592
**D	FUARDE AP-FONDEN	0	460.938	460.938
**D	STICHTING BEDRIJFSTAKPENSIOENFONDS ZORGVZERKERAARS	0	1.100.076	1.100.076
**D	STICHTING BEDRIJFSTAKPENSIOENFONDS VOOR HET LEVENSMIDDELENBEDRIJF	0	255.460	255.460
**D	SCHLUMBERGER INTERNATIONAL STAFF RETIREMENT FUND PCP-SIF	0	1.508.994	1.508.994
**D	STICHTING BEDRIJFSTAKPENSIOENFONDS VOOR HET LEVENSMIDDELENBEDRIJF	0	1.030.880	1.030.880
**D	NORTHERN TRUST UCITS FGR FUND	0	23.489	23.489
**D	ANDRA AP-FONDEN	0	101.050	101.050
**D	AMUNDI UCITS FGR FUNDS	0	3.473.960	3.473.960
**D	ROBECO INSTITUTIONAL UMBRELLA FUND	0	915.400	915.400
**D	STICHTING BEDRIJFSTAKPENSIOENFONDS VOOR DE DETAILHANDEL	0	33.600	33.600
**D	BROOKFIELD GL. LISTED INFR.UCITS FD	0	122.691	122.691
**D	BROOKFIELD RL ASSETS SECUR UCITS FD	0	420.224	420.224
**D	DANSKE INVEST SICAV EUROPA (SEK)	0	139.897	139.897
**D	DANSKE INVEST SICAV GLOBAL INDEX	0	61.039	61.039
**D	DANSKE INVEST SICAV SRI GLOBAL	0	318.082	318.082
**D	LGT SLC II EQ EMV (USD) - POOL AC	0	348.100	348.100
**D	INVESTIMO	0	155.000	155.000
**D	SARASIN IE GLOBALSAR - DYNAMIC (USD)	0	103.400	103.400
**D	SARASIN IE GLOBALSAR - INCOME (GBP)	0	690.447	690.447
**D	SARASIN IE GLOBALSAR - STRATEGIC (EUR)	0	123.039	123.039
**D	UBI SICAV (GLOBAL EQUITY	0	0	0
**D	SARASIN IE GLOBALSAR - STRATEGIC (GBP)	0	0	0

934

LISTA ESITO DELLE VOTAZIONE
 Oggetto: Nomina del Presidente del Consiglio di Amministrazione

FAVOREVOLI

Badge	Regione Sociale	Proprio	Delega	Totale
**D	VONTOBEL ASSET MANAGEMENT S.A	0	437.328	437.328
**D	SARASIN IE GLOBALSAR - STRATEGIC (USD)	0	93.400	93.400
**D	DANSKE INVEST SICAV EUROPE	0	215.944	215.944
**D	EEPA-QCF-EUROPEAN EQUITIES POOL A	0	276.080	276.080
**D	EGEB - QCF - GLOBAL EQUITY POOL B	0	32.610	32.610
**D	UNIVERSE THE CMI CONTINEN. EUROPERNEQUITY	0	770.557	770.557
**D	VONTOBEL FUND (CH) - VESCORE GLOBALEQUITY MULTIFACTOR OLIVIER SCHALBETTER VONTOBEL FONDS SERVICES AG	0	990	990
**D	VARIOPARTNER (CH) -3- ALPHA MEGATRENDS	0	35.923	35.923
**D	CMLA GLOBAL LOW VOLATILITY EQUITY FUND	0	77.852	77.852
**D	KB BROOKFIELD GLOBAL SUSTAINABLE NERGY INFRA SECURITIES MASTER FUND (USD) (EQUITY	0	12.100	12.100
**D	CMLA INDEXED GLOBAL SHARE FUND	0	53.982	53.982
**D	LEGAL AND GENERAL ASSURANCE PENSIONS MANAGEMENT LIMITED	0	32.622.880	32.622.880
**D	IRISH LIFE ASSURANCE.	0	8.877	8.877
**D	IRISH LIFE ASSURANCE.	0	2.531.955	2.531.955
**D	IRISH LIFE ASSURANCE.	0	33.638	33.638
**D	IRISH LIFE ASSURANCE.	0	154.101	154.101
**D	IRISH LIFE ASSURANCE.	0	1.838.704	1.838.704
**D	IRISH LIFE ASSURANCE.	0	150.000	150.000
**D	JUPITER RESPONSIBLE INCOME FUND	0	1.332.336	1.332.336
**D	QGG GLOBAL UCITS ICAV	0	3.246.015	3.246.015
**D	J O. HAMRO CAPITAL MANAGEMENT GLOBAL OPPORTUNITIES FUND	0	5.537.958	5.537.958
**D	STICHTING MN SERVICES	0	1.500.682	1.500.682
**D	STICHTING PENSIOENFONDS METAAL EN TECHNIEK MN SERVICES	0	64.086	64.086
**D	UBS CANADA	0	5.417.611	5.417.611
**D	ZURICH LIFE ASSURANCE PLC	0	26.775	26.775
**D	OLD MUTUAL GLOBAL INVESTORS	0	67.763	67.763
**D	CPSIL ATF CMLA INTERNATIONAL SHARE FUND	0	794.509	794.509
**D	STICHTING MN SERVICES AANDELFONDS EUROPA	0	65.170	65.170
**D	LEGAL AND GENERAL INVESTMENT MANAGEMENT	0	537.936	537.936
**D	LEGAL AND GENERAL	0	84.285	84.285
**D	LEGAL AND GENERAL ASSURANCE SOCIETY LIMITED	0	15.621.196	15.621.196
**D	STANDARD LIFE ASSURANCE LIMITED	0	1.291.376	1.291.376
**D	THE TRUSTEES OF THE STANDARD LIFE SCHEME	0	367.401	367.401
**D	SLIC - EUROPEAN EQUITY GROWTH FUND	0	507.586	507.586
**D	SLIC - GLOBAL EQUITY INCOME FUND	0	18.608.686	18.608.686
**D	CITIBANK INTERNATIONAL PLC AS TRUSTEE CITIBANK INT.PLC	0	304.759	304.759
**D	INVECO POOLED INVESTMENT FUND - EUROPE FUND	0	103.093	103.093
**D	REGON CUSTODY B.V	0	929.464	929.464
**D	REGON CUSTODY B.V	0	469.367	469.367
**D	THE NOMURA TRUST AND BANKING CO LTD	0	18.148	18.148
**D	THE NOMURA TRUST AND BANKING CO LTD	0	34.852	34.852
**D	BERESFORD FUNDS PLC	0	1.367.064	1.367.064
**D	SLIC II - STANDARD LIFE INVESTMENTS	0		

GA

P35

LISTA ESITO DELLE VOTAZIONE
 Oggetto: Nomina del Presidente del Consiglio di Amministrazione

FAVOREVOLI

Badge	Ragione Sociale	Proprio	Delega	Totale
**D	SARASIN THEMATIC GLOBAL EQUITY (STERLING HEDGED)	0	448.365	448.365
**D	PRINCIPAL TRUST COMPANY (ASIA LIMITED)	0	312.505	312.505
**D	CFSIL - COMMONWEALTH GLOBAL SHARE FUND 22	0	1.199.394	1.199.394
**D	CFSIL - COMMONWEALTH GLOBAL SHARE FUND 23	0	361.060	361.060
**D	COLONIAL FIRST STATE INVESTMENTS LIMITED	0	106.613	106.613
**D	ABERDEEN STANDARD OEIC II - ASI EUROPE EX UK INCOME EQUITY FUND	0	5.228.732	5.228.732
**D	STICHTING PGM DEPOSITARY	0	15.668.010	15.668.010
**D	MACQUARIE INVESTMENT MANAGEMENT LIMITED	0	768.075	768.075
**D	INTERNATIONAL EQUITIES FUND	0	97.409	97.409
**D	PRINCIPAL MFF EUROPEAN EQUITY FUND	0	332.712	332.712
**D	NATIONAL COUNCIL FOR SOCIAL SECURITY FUND.	0	121.476	121.476
**D	AEGON CUSTODY B.V.	0	423.000	423.000
**D	LEGG MASON INC	0	2.200	2.200
**D	CFSIL - COLONIAL FIRST STATE GLOBAL ASSET MANAGEMENT MULTI SECTOR TRUST 1	0	3.123	3.123
**D	SDA INTL EQUITY INDEX FD WORLD	0	211.448	211.448
**D	CBOSC-CBGS-WGSS07	0	105.419	105.419
**D	BRICKLAYERS + TROWEL TRADES INTERNATIONAL PENSION FUND	0	94.900	94.900
**D	UNITED FOOD + COMMERCIAL WORKERS FOR EMPLOYEES	0	95.200	95.200
**D	ARCHDIOCESE OF DETROIT	0	39.334	38.334
**D	SIGNATURE GLOBAL INCOME AND GROWTH FUND	0	1.584.600	1.584.600
**D	THREADNEEDLE (LUX) COLUMBIA THREADNEEDLE INVESTMENTS	0	124.776	124.776
**D	JANUS HENDERSON CAPITAL FUNDS PLC	0	272.048	272.048
**D	CBOSC ATF CW BK GRP SUP WGSS08	0	43.922	43.922
**D	PINEBRIDGE FUND SERIES PINEBRIDGE EUROPE EQUITY FUND	0	304.450	304.450
**D	SOLARI LANE TRUST	0	52.630	52.630
**D	CITIBANK INTERNATIONAL PLC	0	1.787.516	1.787.516
**D	STANDARD LIFE WEALTH ACER FUND CITIBANK INTERNATIONAL PLC	0	66.313	66.313
**D	OLD MUTUAL EUROPEAN EQUITY (EX UK FUND & SUB FUND OF OLD MUTUAL INVESTMENT FUNDS SERIES II	0	17.248	17.248
**D	JOHN HANCOCK VARIABLE INSURANCE TRUST INTERNATIONAL EQUITY INDEX TRUST	0	272.870	272.870
**D	JOHN HANCOCK VARIABLE INSURANCE TRUST INTERNATIONAL EQUITY INDEX TRUST	0	290.158	290.158
**D	JOHN HANCOCK FUNDS II INTERNATIONAL VALUE FUND	0	228.671	228.671
**D	VICTORY TRIVALENT INTERNATIONAL FUND - CORE EQUITY.	0	124.414	124.414
**D	LEGAL AND GENERAL COLLECTIVE INVESTMENT TRUST	0	1.878.421	1.878.421
**D	VICTORY CAPITAL INTERNATIONAL COLLECTIVE INVESTMENT TRUST	0	48.766	48.766
**D	COMMONWEALTH SPECIALIST FUND 36	0	92.296	92.296
**D	CFSIL RE COLONIAL FIRST STATE INVESTMENT FUND 10	0	271.442	271.442
**D	STANDARD LIFE INVESTMENTS LIABILITIES SOLUTIONS ICAV	0	180.441	180.441
**D	NEUBURG NOMINEES LIMITED INVESTORS WHOLESALERE GLOBAL EQUITY (INDEX) TRUST	0	335.327	335.327
**D	LATVIJAS BANKA	0	99.499	99.499
**D	VICTORY RS GLOBAL FUND	0	141.881	141.881
**D	VICTORY RS INTERNATIONAL FUND	0	919.647	919.647
**D	VICTORY RS INTERNATIONAL VIP SERIES	0	410.187	410.187
**D	JOHN HANCOCK FUNDS II INTERNATIONAL STRATEGIC EQUITY ALLOCATION FUND	0	509.359	509.359

936

LISTA ESITO DELLE VOTAZIONE
 Oggetto: Nomina del Presidente del Consiglio di Amministrazione

FAVOREVOLI

Badge	Ragione Sociale	Proprio	Delega	Totale
**D	MACQUARIE MULTI-FACTOR FUND	0	127.774	127.774
**D	HOSTPLUS POOLED SUPERANNUATION TRUST	0	159.045	159.045
**D	VICTORYSHARES DEVELOPED ENHANCED VOLATILITY WTD INDEX ETF	0	10.091	10.091
**D	VICTORYSHARES INTERNATIONAL VOLATILITY WTD INDEX ETF	0	29.818	29.818
**D	VICTORYSHARES INTERNATIONAL VOLATILITY WTD INDEX ETF	0	41.697	41.697
**D	CITITRUST LIMITED AS TRUSTEE OF BLACKROCK PREMIER FUNDS-BLACKROCK WORLD EQUITY INDEX FUND	0	86.400	86.400
**D	CITITRUST LIMITED AS TRUSTEE OF BLACKROCK PREMIER FUNDS-BLACKROCK WORLD EQUITY INDEX FUND	0	59.140	59.140
**D	INVECO POOLED INVESTMENT FUND-GLOBAL STRATEGIC EQUITY FUND	0	47.583	47.583
**D	THE HARBORWALK PRIVATE TRUST - THEINTERNATIONAL EQUITY FUND	0	331.326	331.326
**D	STANDARD LIFE WEALTH GLOBAL EQUITY INCOME FUND	0	12.993	12.993
**D	STICHTING ALGEMEEN PENSIOENFONDS	0	208.338	208.338
**D	SOCIALLY RESPONSIBLE DEVELOPED MARKETS FUNDAMENTAL INDEX CTF	0	192.524	192.524
**D	SUN LIFE GLOBAL INVESTMENTS (CANADA) INC C/O ISS	0	517.672	517.672
**D	ABERDEEN INVESTMENT FUNDS UK ICVC II - ABERDEEN WORLD EQUITY ENHANCED INDEX FUND	0	84.415	84.415
**D	ABERDEEN INVESTMENT FUNDS UK ICVC II - ABERDEEN EUROPEAN EQUITY ENHANCED INDEX FUND	0	1.255.779	1.255.779
**D	ABERDEEN INVESTMENT FUNDS UK ICVC II - ABERDEEN EUROPEAN EQUITY ENHANCED INDEX FUND	0	534.507	534.507
**D	ABERDEEN INVESTMENT FUNDS UK ICVC II - ABERDEEN EUROPEAN EQUITY TRACKER FUND	0	5.362.442	5.362.442
**D	LIFE INTERNATIONAL DESIGNATED ACTIVITY COMPANY	0	1.377.587	1.377.587
**D	USAA CAPITAL GROWTH FUND	0	253.730	253.730
**D	USAA INTERNATIONAL FUND	0	59.516	59.516
**D	USAA WORLD GROWTH FUND	0	307.828	307.828
**D	VICTORYSHARES USAA MSCI INTERNATIONAL VALUE MOMENTUM ETF	0	8.146.143	8.146.143
**D	PRINCIPAL FINANCIAL SERVICES INC. - LISTED INFRASTRUCTURE	0	1.821.981	1.821.981
**D	DBS (IDX) EQUITY SICAV - GLOBAL OPPORTUNITY (USD)	0	415.503	415.503
**D	VERDIPAPIRFONDET DNB GLOBAL IV	0	561.647	561.647
**D	VERDIPAPIRFONDET DNB MILJOINVEST	0	111.266	111.266
**D	VERDIPAPIRFONDET DNB GLOBAL INDEXES	0	111.266	111.266
**D	STANDARD LIFE WEALTH FALCON FUND	0	88.860	88.860
**D	VERDIPAPIRFONDET DNB EUROPA	0	441.333	441.333
**D	USAA MUTUAL FUNDS TRUST	0	10.608	10.608
**D	URS FUND MGT (CH) AG VAAKEU / CH0066	0	17.577	17.577
**D	MANDATORY PROVIDENT FUND SCHEMES	0	39.088	39.088
**D	TIMOTHY PLAN INTERNATIONAL ETF	0	13.556	13.556
**D	UNIFIED ACCUMULATIVE PENSION FUND JOINT STOCK COMPANY	0	10.499	10.499
**D	SYKHEJIPS-OG PENSJONSORDNING FOR LEGER	0	80.530	80.530
**D	THE GRAUSTEIN TRUSTS PARTNERSHIP	0	1.745.703	1.745.703
**D	THE GUILDFORD GLAZER LLC - FSRU C/O THE CORPORATION TRUST COMPANY	0	977.684	977.684
**D	POINT72 ASSOCIATES LLC - FSRU C/O THE CORPORATION TRUST COMPANY	0	33	33
**D	JANUS HENDERSON INTECH EQUITY MARKET NEUTRAL FUND LIMITED	0	3.646	3.646
**D	STATERA MASTER INVESTORS (CAYMAN) L.P.	0	2.275	2.275
**D	PANAGORA ASSET MANAGEMENT INC.	0	1.267	1.267
**D	LAZARD ASSET MANAGEMENT LLC QUANTITATIVE EQUITY FUNDS	0	29.381	29.381
**D	TUDOR SYSTEMATIC TACTICAL TRADING LTD - SERGEY C/O TUDOR INVESTMENT CORPORATION	0	117.869	117.869
**D	HANSJOERG WYSS REVOCABLE TRUST UAD	0	276.873	276.873
**D	THE HARRY L. BRADLEY JR. TRUSTS MASTER INVESTMENT PARTNERSHIP LLP C/O JACOBUS WEALTH MANAGEMENT	0		
**D	THE JBUT MASTER INVESTMENT PARTNERSHIP LLP C/O JACOBUS WEALTH MANAGEMENT	0		

P37

LISTA ESITO DELLE VOTAZIONE

Oggetto: Nomina del Presidente del Consiglio di Amministrazione

FAVOREVOLI

Badge	Ragione Sociale	Proprio	Delega	Totale
**D	ATLAS ENHANCED MASTER FUND LTD. C/O MAPLES CORPORATE SERVICES LIMITED	0	16.179	16.179
**D	ATLAS MASTER FUND LTD. C/O MAPLES CORPORATE SERVICES LIMITED	0	181	181
**D	NOVA SCOTIA HEALTH EMPLOYEES PENSION PLAN	0	59.641	59.641
**D	MANULIFE SOBEYS GLOBAL EQUITY FUND	0	245.000	245.000
**D	MANULIFE GLOBAL INFRASTRUCTURE FUND	0	529.200	529.200
**D	SENTRY GLOBAL INFRASTRUCTURE PRIVATE TRUST	0	81.914	81.914
**D	SENTRY GLOBAL INFRASTRUCTURE FUND	0	1.689.050	1.689.050
**D	MANULIFE INTERNATIONAL STOCK FUND UT	0	657.458	657.458
**D	RBC QUANT EAFE EQUITY LEADERS ETF	0	8.916	8.916
**D	RBC QUANT EUROPEAN DIVIDEND LEADERS ETF	0	18.434	18.434
**D	RBC QUBE LOW VOLATILITY GLOBAL EQUITY FUND	0	2.345.814	2.345.814
**D	RBC O SHAUGHNESSY GLOBAL EQUITY FUND	0	53.901	53.901
**D	RBC O SHAUGHNESSY INTERNATIONAL EQUITY FUND	0	118.919	118.919
**D	THE PUBLIC INSTITUTION FOR SOCIAL SECURITY	0	533.811	533.811
**D	SL MFS LOW VOL INTL EQ FD	0	14.420	14.420
**D	CWB ONYX GLOBAL EQUITY FUND	0	75.233	75.233
**D	IA CLARINGTON GLOBAL VALUE FUND 1080 SUCC TERMINUS	0	100.000	100.000
**D	CC AND L ALTERNATIVE GLOBAL EQUITY FUND	0	2.325	2.325
**D	NEIMC EAFE EQUITY INDEX FUND	0	202.720	202.720
**D	MUNICIPAL EMPLOYEES PENSION PLAN C/O GLASS LEWIS AND CO	0	71.435	71.435
**D	MUNICIPAL EMPLOYEES PENSION PLAN C/O ISS	0	220.542	220.542
**D	PUBLIC EMPLOYEES PENSION PLAN C/O ISS	0	756.716	756.716
**D	RBC QUBE STABLE DIVIDEND GLOBAL	0	32.886	32.886
**D	MANULIFE GLOBAL INFRASTRUCTURE CLASS	0	118.000	118.000
**D	NEIMC EAFE EQUITY INDEX FUND - CLASS N	0	11.316	11.316
**D	IAC INTERNATIONAL FOCUSED EQUITY POOL	0	10.000	10.000
**D	PAVILION INTERNATIONAL CHURCH BODY	0	55.552	55.552
**D	PERPETUAL ECONOMIC DIVERSIFICATION GLOBAL EQUITY FUND	0	170.587	170.587
**D	AMUNDI CANADA INC C/O ISS	0	109.651	109.651
**D	FU715 FONDS INDUSTRIELLE ALLIANCE	0	20.610	20.610
**D	CI SIGNATURE CANADIAN BALANCED FUND	0	27.000	27.000
**D	EL FINANCIAL CORPORATION LIMITED	0	313.339	313.339
**D	DOFASCO SUPPLEMENTARY RETIREMENT INCOME PLAN	0	456.000	456.000
**D	BROOKFIELD PUBLIC SECURITIES GROUP LLC C/O ISS	0	189.200	189.200
**D	BROOKFIELD GLOBAL LISTED INFRASTRUCTURE CANADIAN POOLED FUND	0	739.400	739.400
**D	SHORT BROTHERS CIF TRUSTEE LIMITED	0	204.400	204.400
**D	SHORT BROTHERS CIF TRUSTEE LIMITED	0	206.061	206.061
**D	BOMBARDIER TRUST (CANADA) REAL RETURN ASSETS FUND BOMBARDIER INC	0	304.500	304.500
**D	THE BOMBARDIER TRUST (UK)	0	117.000	117.000
**D	THE BOMBARDIER TRUST (UK)	0	193.399	193.399
**D	CI CORPORATE CLASS LIMITED	0	812.352	812.352
**D	SIGNATURE INCOME AND GROWTH FUND	0	987.632	987.632

5/1

938

LISTA ESITO DELLE VOTAZIONE
 Oggetto: Nomina del Presidente del Consiglio di Amministrazione

FAVOREVOLI

Badge	Ragione Sociale	Proprio	Delega	Totale
**D	TOWERS WATSON COMMON CONTRACTUAL FUND	0	9.300.151	9.300.151
**D	UBI SICAV - GLOBAL INFRASTRUCTURE	0	413.539	413.539
**D	SIGNATURE CANADIAN BALANCED FUND	0	568.722	568.722
**D	SIGNATURE DIVIDEND FUND	0	199.720	199.720
**D	CI GLOBAL FUND	0	145.378	145.378
**D	SIGNATURE SELECT CANADIAN FUND	0	853.744	853.744
**D	SIGNATURE GLOBAL DIVIDEND FUND	0	479.300	479.300
**D	THE ENDEAVOUR II FUND	0	21.993	21.993
**D	TRIASIMA ALL COUNTRY WORLD EQUITYFUND	0	14.800	14.800
**D	RBC DEXIA TORONTO POOLED CLIENTS A/C	0	8.035	8.035
**D	WELLINGTON TRUST COMPANY NATIONAL ASSOCIATE MULTIPLE COMMON TRUST UNDS - CTF GLOBAL MANAGED RISK PLUS II PORTFOLIO	0	0	70.864
**D	XPO LOGISTICS RETIREMENT MASTER TRUST	0	143.056	143.056
**D	ECOFIN WATER AND POWER OPPORTUNITIES PLC CO BNP PARIBAS SECURITIES SERVICES	0	1.435.708	1.435.708
**D	WELLINGTON MANAGEMENT COMPANY LLP	0	1.134.653	1.134.653
**D	MAPLES CORPORATE SERVICES LIMITED	0	48.609	48.609
**D	LSVLEHE, ISVZEHE	0	26.964	26.964
**D	LAZARD ASSET MANAGEMENT LLC C/O LAARD ASSET MANAGEMENT LLC - EUROPEAN LONG/SHORT	0	12.600	12.600
**D	BENTON INVESTMENT FUND	0	65.515	65.515
**D	RBC QUANT GIB INFRA LD ETF	0	8.822	8.822
**D	PRIVATE CLIENT INTL EQ PORT II	0	734.185	734.185
**D	PC INTL EQUITY INC AND GROWTH PT	0	451.133	451.133
**D	THE SHAKESPEARE HEAD FUND	0	117.561	117.561
**D	GREENCHIP GLOBAL EQUITY FUND	0	425.000	425.000
**D	NEW STAR SAFE FUND	0	99.073	99.073
**D	DOFASCO EMPLOYEES SAVINGS AND PROFITS SHARING FUND	0	10.374	10.374
**D	RBC PRIVATE WORLD EQUITY FUND	0	401.909	401.909
**D	BOMBARDIER TRUST (CANADA) GLOBAL EQUITIES FUND	0	501.870	501.870
**D	CI INCOME ADVANTAGE FUND	0	480.500	480.500
**D	CASTLEROCK ENHANCED YIELD FUND	0	1.688.270	1.688.270
**D	ALDER INVESTMENT FUND	0	101.640	101.640
**D	LOCKHEED MARTIN CORPORATION MASTER RETIREMENT TRUST.	0	889.538	889.538
**D	AEGON CUSTODY B.V.	0	821.202	821.202
**D	AEGON CUSTODY B.V.	0	325.439	325.439
**D	AEGON CUSTODY B.V.	0	1.046.424	1.046.424
**D	GOVERNMENT OF NORWAY	0	24.658	24.658
**D	RBCISB PHITRUST ACTIVE INVITORS EU	0	242.491.304	242.491.304
**D	THE ARROWSTREET COMMON CONTRACTUAL FUND	0	19.422	19.422
**D	DWS INVESTMENT GMBH FOR VERMOEGENSMANAGEMENT	0	2.858.653	2.858.653
**D	DWS INVESTMENT GMBH FOR ALBATROS FONDS	0	381.090	381.090
**D	DWS INVESTMENT GMBH FOR DWS EUROPE DYNAMIC	0	35.429	35.429
**D		0	55.451	55.451

93P

ER

LISTA ESITO DELLE VOTAZIONE
 Oggetto: Nomina del Presidente del Consiglio di Amministrazione

FAVOREVOLI

Badge	Ragione Sociale	Proprio	Delega	Totale
**D	DWS INVESTMENT GMBH FOR DWS QI LOWVOL EUROPE	0	619.842	619.842
**D	DWS INVESTMENT GMBH FOR E. ON AKTIENFONDS DWS	0	75.000	75.000
**D	DWS INVESTMENT GMBH FOR DWS VORSORGE AS (DYNAMIK)	0	259.352	259.352
**D	DWS INVESTMENT GMBH FOR LOEWEN AKTIENFONDS	0	55.000	55.000
**D	DWS INVESTMENT GMBH FOR DWS VORSORGE AS FLEX	0	106.016	106.016
**D	DWS INVESTMENT GMBH FOR DYNAMIC EUROPE BALANCE	0	72.283	72.283
**D	DWS INVESTMENT GMBH FOR DWS QI EUROZONE EQUITY	0	329.050	329.050
**D	DWS INVESTMENT GMBH FOR DWS QI EUROPEAN EQUITY	0	110.223	110.223
**D	DWS INVESTMENT GMBH FOR MULTI-INDEX EQUITY FUND	0	61.836	61.836
**D	DWS INVEST. MIT TELIGESE. FOR FIX INC. AND ALT	0	368.613	368.613
**D	ISHARES II PUBLIC LIMITED COMPANY	0	24.278.419	24.278.419
**D	ISHARES PUBLIC LIMITED COMPANY	0	3.393.848	3.393.848
**D	ISHARES V PUBLIC LIMITED COMPANY	0	661.965	661.965
**D	ISHARES III PUBLIC LIMITED COMPANY	0	7.005.947	7.005.947
**D	ISHARES VI PUBLIC LIMITED COMPANY	0	1.194.749	1.194.749
**D	ISHARES IV PUBLIC LIMITED COMPANY	0	3.085.175	3.085.175
**D	ISHARES VII PLC	0	18.563.050	18.563.050
**D	BLACKROCK AM DE AG FOR ISHS CORE EURO STOXX 50 UCITS ETF (DE)	0	16.175.868	16.175.868
**D	BLACKROCK AM DE FOR ISHARES EURO STOXX UCITS ETF (DE)	0	2.075.989	2.075.989
**D	BLACKROCK AM DE FOR ISHARES STOXX EUROPE 50 UCITS ETF (DE)	0	391.918	391.918
**D	BLACKROCK AM DE FOR ISHS STOXX EUROPE LARGE 200 UCITS ETF	0	94.188	94.188
**D	BLACKROCK AM DE FOR ISHARES STOXX EUROPE 600 UCITS ETF (DE)	0	5.431.153	5.431.153
**D	ISHARES I INV MIT TOV F ISHS ST EUROPE 600 UTILITIES UCITS ETF	0	6.481.589	6.481.589
**D	XEROX CORPORATION RETIREMENT & SAVINGS PLAN	0	119.200	119.200
**D	TEACHERS' RETIREMENT SYSTEM OF THE STATE OF ILLINOIS	0	1.761.514	1.761.514
**D	TEACHERS' RETIREMENT SYSTEM OF THE STATE OF ILLINOIS	0	3.382.127	3.382.127
**D	KAISER PERMANENTE GROUP TRUST	0	2.338.627	2.338.627
**D	KAISER FOUNDATION HOSPITALS	0	776.154	776.154
**D	FIDELITY INVESTMENT TRUST: FIDELITY TOTAL INT EQUITY FUND	0	81.100	81.100
**D	FIDELITY INVESTMENT TRUST: FIDELITY SERIES INTVALUE FUND	0	693.784	693.784
**D	FIDELITY INVESTMENT TRUST: FIDELITY INTER CAPITAL APP K6 FUND	0	36.083.150	36.083.150
**D	FIDELITY INVESTMENT TRUST: FIDELITY FLEX INTERNATIONAL FUND	0	1.058.300	1.058.300
**D	FIDELITY INVESTMENT TRUST: FIDELITY STRATEGIC ADVISERS INT	0	78.633	78.633
**D	BRUNEI INVESTMENT AGENCY	0	1.947.000	1.947.000
**D	INTERNATIONALE KAPITALANLAGESELLSCHAFT MBH FOR ANE	0	64.650	64.650
**D	LADDUS INTERNATIONAL MARKETMASTERS FUND	0	18.436	18.436
**D	SCHWAB INTERNATIONAL EQUITY ETF	0	226.739	226.739
**D	SCHWAB FUNDAMENTAL INTERNATIONAL LARGE COMPANY INDEX ETF	0	9.838.108	9.838.108
**D	SANFORD C BERNSTEIN FUND INC- TAX MANAGED INTL PTF	0	3.501.961	3.501.961
**D	AB CANADA GLOBAL STRATEGIC CORE EQUITY FUND	0	5.117.370	5.117.370
**D	AB CANADA INTL VALUE EQUITY (CAP-WEIGHTED, UNHEDEDGED) FUND	0	722.810	722.810
**D	AB TRUST - AB INTERNATIONAL VALUE FUND	0	138.460	138.460
**D		0	371.380	371.380

EPA

960

LISTA ESITO DELLE VOTAZIONE
 Oggetto: Nomina del Presidente del Consiglio di Amministrazione

FAVOREVOLI

Badge	Ragione Sociale	Proprio	Delega	Totale
**D	DUPONT PENSION TRUST	0	188.643	188.643
**D	JOHN HANCOCK ENDURING EQUITY FUND	0	2.023.567	2.023.567
**D	JOHN HANCOCK VAR INS TRUST STRATEGIC EQUITY ALLOCATION	0	1.692.079	1.692.079
**D	JOHN HANCOCK FUNDS II STRATEGIC EQUITY ALLOCATION FUND	0	825.422	825.422
**D	JOHN HANCOCK DISCIPLINED VALUE INTERNATIONAL FUND	0	1.717.853	1.717.853
**D	PENSION BENEFIT GUARANTY CORPORATION	0	892.732	892.732
**D	INTERNATIONALE KAPITAL MBH FOR LH-PRIVATRENTE-AKTIEN	0	500.000	500.000
**D	INTERNATIONAL PAPER CO COMMINGLED INVESTMENT GROUP	0	1.521.309	1.521.309
**D	BMO DISCIPLINED INTERNATIONAL EQUITY FUND	0	163.840	163.840
**D	LAZARD ASSET MANAGEMENT LLC	0	11.637	11.637
**D	LAZARD INTERNATIONAL EQUITY SELECT PORTFOLIO	0	193.015	193.015
**D	LAZARD RETIREMENT INTERNATIONAL EQUITY PORTFOLIO	0	360.701	360.701
**D	LAZARD GLOBAL STRATEGIC EQUITY PORTFOLIO	0	6.040	6.040
**D	LAZARD INTERNATIONAL EQUITY ADVANTAGE PORTFOLIO	0	5.354	5.354
**D	LAZARD REAL ASSETS AND PRICING OPPORTUNITIES	0	4.556	4.556
**D	LAZARD ESC INTERNATIONAL STRATEGIC EQUITY	0	25.815	25.815
**D	DEKA INVESTMENT GMBH FOR SET 3-FONDS	0	68.306	68.306
**D	ALLIANZ GLOBAL INVESTORS GMBH FOR DBI-FONDS SET 4	0	92.963	92.963
**D	J & J PENSION FUND OFF	0	313.087	313.087
**D	MFS VARIABLE INSURANCE TRUST - MFS UTILITIES SERIES	0	4.721.794	4.721.794
**D	GOLDMAN SACHS TRST II-GOLDMAN SACHS MULTI-MNGR GLOBAL	0	7.015	7.015
**D	GOLDMAN SACHS TRUST II - GOLDMAN SACHS MULTI-MANAGER ALT F	0	61.558	61.558
**D	GOLDMAN SACHS TRUST II-GOLDMAN SACHS M-M REAL ASSETS STRAT	0	72.947	72.947
**D	GOLDMAN SACHS TRUST- GOLDMAN SACHS GLOBAL	0	21.218	21.218
**D	GOLDMAN SACHS TRUST II GOLDMAN SACHS GOG PART INTL OFF FD	0	15.002.364	15.002.364
**D	OREGON PUBLIC EMPLOYEES RETIREMENT SYSTEM	0	3.939.030	3.939.030
**D	ALLIANCEBERNSTEIN GLOBAL RISK ALLOCATION FUND INC	0	10.639	10.639
**D	AB CAP FUND, INC. - AB ALL MARKET INCOME PORTFOLIO	0	24.086	24.086
**D	BERNSTEIN FUND, INC. - INTERNATIONAL STRATEGIC EQUITIES PTF	0	12.617.970	12.617.970
**D	AB BOND FUND, INC. - AB ALL MARKET REAL RETURN PORTFOLIO	0	427.620	427.620
**D	AB COLLECTIVE INVESTMENT TRUST SERIES	0	932.785	932.785
**D	ALLIANCEBERNST VAR PROD SER F INC.ALLIANCEB DYN ASSET	0	88.110	88.110
**D	AB VARIABLE PROD SERIES FUND, INC. - AB INT VALUE PORTFOLIO	0	862.050	862.050
**D	AB VARIABLE PROD SERIES FD, INC.-AB BALANCED WEALTH STG	0	17.052	17.052
**D	RUSSELL TRUST CO COMMINGLED EMPLOYEE BENEFIT FUNDS TRUST	0	1.736.072	1.736.072
**D	INVESCO V.I. GLOBAL CORE EQUITY FUND	0	180.932	180.932
**D	ALLIANZ GLOBAL INVESTORS GMBH FOR ALLIANZGI-FONDS INDU	0	18.623	18.623
**D	ALLIANZ GLOBAL INVESTORS GMBH FOR DBI-FONDS ANDUS	0	550.000	550.000
**D	THE MASTER TRUST BK OF JP LTD: HITACHI FOREIGN EQ INDEX MF	0	211.090	211.090
**D	SPDR MSCI WORLD QUALITY MIX FUND	0	1.302	1.302
**D	GMM GROUP PENSION TRUST III	0	885.056	885.056
**D	GMM INVESTMENT FUNDS TRUST	0	264.891	264.891
**D	GMM INVESTMENT FUNDS TRUST	0	532.900	532.900

57

Plat

LISTA ESITO DELLE VOTAZIONE
 Oggetto: Nomina del Presidente del Consiglio di Amministrazione

FAVOREVOLI

Badge	Ragione Sociale	Proprio	Delega	Totale
**D	GMAM GROUP PENSION TRUST II	0	423.939	423.939
**D	GMAM GROUP PENSION TRUST II	0	117.208	117.208
**D	IBM RETIREMENT PLAN	0	41.010	41.010
**D	INVECO INTERNATIONAL CORE EQUITY FUND	0	276.893	276.893
**D	ALLIANZ GLOBAL INV GMBH FOR ALLIANZGI-FONDS SET2	0	135.021	135.021
**D	INSTITUTIONAL RETIREMENT TRUST	0	42.774	42.774
**D	DWS INVESTMENT GMBH FOR DEAM FONDS BES	0	39.100	39.100
**D	INTERNATIONALE KAPITALANLAGEGESELLSCHAFT MBH FOR NAEV	0	752.289	752.289
**D	INTERNATIONAL RETIREMENT DATE TRUST	0	144.851	144.851
**D	THORNBURG GLOBAL INVESTMENT PLC	0	561.480	561.480
**D	ARIZONA STAPE RETIREMENT SYSTEM	0	26.780	26.780
**D	GLOBAL LOW VOLATILITY EQUITY FUND, LLC	0	842.922	842.922
**D	AB FUND N.V.	0	68.500	68.500
**D	AMERICAN BAR ASSOCIATION MEMBERS/MTC	0	46.864	46.864
**D	AMERICAN CENTURY WORLD MUTUAL FUNDS, INC. INTL VALDE F	0	810.873	810.873
**D	AMERICAN CENTURY WORLD MUTUAL FUNDS INC - NT INT VALUE	0	422.589	422.589
**D	AMERICAN CENTURY RETIREMENT DATE TRUST	0	43.110	43.110
**D	JP TR SERV BK LTD ATF MATB MSCI KOKUSAI INDEX MOTHER F	0	28.883	28.883
**D	AXA IM SMART MATCHING SOLUTIONS PUBLIC LIMITED	0	4.217.021	4.217.021
**D	REAVESUTILTYINCOMEFFUND	0	2.103.991	2.103.991
**D	ANIMA FUNDS PLC	0	9.641	9.641
**D	THE MASTER TRUST BK OF JP LTD ATF INVECO OVERSEAS EQ OPEN M	0	58.686	58.686
**D	THE MASTER TRUST BK OF JP RE F RUSSELL INV (JP) INTL EQUITY F	0	31.278	31.278
**D	ARCHITAS MULTI-MANAGER GLOBAL FUNDS UNIT TRUST	0	70.121	70.121
**D	ARCHITAS MULTI-MANAGER GLOBAL FUNDS UNIT TRUST	0	29.237	29.237
**D	AXA INVESTMENT MANAGERS DEUTSCHLAND GMBH	0	263.847	263.847
**D	AXA ROSENBERG EQUITY ALPHA TRUST	0	412.675	412.675
**D	STATE OF ALASKA RETIREMENT AND BENEFITS PLANS	0	150.259	150.259
**D	THE WALT DISNEY COMPANY RETIREMENT PLAN MASTER TRUST	0	1.712.494	1.712.494
**D	BMO MSCI EAFE INDEX ETF	0	18.309	18.309
**D	THE MASTER TRUST BK OF JP LTD: RUSSELL GLB ENVIR TECH FUND	0	1.867.559	1.867.559
**D	TIAA-CREF QUANT INTERNATIONAL EQUITY FUND	0	2.351.453	2.351.453
**D	COLLEGE RETIREMENT EQUITIES FUND	0	403.784	403.784
**D	TIAA-CREF SOCIAL CHOICE INTERNATIONAL EQUITY FUND	0	2.834	2.834
**D	TEACHERS INSURANCE AND ANNUITY ASSOCIATION OF	0	703.653	703.653
**D	BRIGHTHOUSE FUNDS TRUST I - AB GLOBAL DYNAMIC ALLOCATION	0	34.903	34.903
**D	BRIGHTHOUSE FUNDS TRUST I - SCHRODERS GLOBAL MULTI-ASSET	0	394.753	394.753
**D	BRIGHTHOUSE FUNDS TRUST I - JPMORGAN GBL ACTIVE ALL	0	483.024	483.024
**D	UBS (US) GROUP TRUST	0	1.298.727	1.298.727
**D	UAW RETIREE MEDICAL BENEFITS TRUST	0	715.831	715.831
**D	THE ALPHAGEN EUROPEAN BEST IDEAS FUND, LLC	0	14.645	14.645
**D	CENTRAL PROVIDENT FUND BOARD	0	86.500	86.500
**D	FIDUCIE GLOB DES REGIMES DE RETR DE LA SOC TRANSPORT	0	26.079	26.079
**D	DESARDINS GLOBAL BALANCED STRATEGIC INCOME FUND	0	26.079	26.079

ER

Plz

LISTA ESITO DELLE VOTAZIONE
 Oggetto: Nomina del Presidente del Consiglio di Amministrazione

FAVOREVOLI

Badge	Ragione Sociale	Proprio	Delega	Totale
**D	NEI INTERNATIONAL EQUITY FUND	0	230.400	230.400
**D	FIDUCIE GLOB DES REGIMES DE RETR DE LA SOC TRANSPORT	0	135.110	135.110
**D	NEI GLOBAL EQUITY POOL	0	125.244	125.244
**D	CALVERT IMPACT FUND, INC. - CALVERT GLOBAL ENERGY SOLUTIONS FD	0	100.291	100.291
**D	CALVERT VP EAFE INTERNATIONAL INDEX PORTFOLIO	0	67.387	67.387
**D	CALVERT RESP INX SRS, INC.-CLVRT DVD MKETS EX-U.S. RSP INX FD	0	126.667	126.667
**D	XTRACKER (IE) PUBLIC LIMITED COMPANY	0	1.448.320	1.448.320
**D	CAISSE DE DEPOT ET PLACEMENT DU QUEBEC	0	4.965.293	4.965.293
**D	AMERICAN BEACON ADVISORS COLLECTIVE INVESTMENT TRUST	0	654.255	654.255
**D	AMERICAN BEACON INTERNATIONAL EQUITY FUND	0	2.367.945	2.367.945
**D	AMERICAN BEACON DIVERSIFIED FUND	0	133.777	133.777
**D	THE REGENTS OF THE UNIVERSITY OF CALIFORNIA	0	3.838.993	3.838.993
**D	FIDELITY SELECT GLOBAL EQUITY INSTITUTIONAL TRUST	0	36.035	36.035
**D	FIDELITY SELECT INTERNATIONAL EQUITY INSTITUTIONAL TRUST	0	206.553	206.553
**D	FIDELITY SELECT INTERNATIONAL LOW VOLATILITY EQUI	0	22.758	22.758
**D	FIDELITY SELECT GLOBAL PLUS ALL CAP EQUITY INSTIF TRUST	0	32.950	32.950
**D	MERCER FTFC NON-US EQUITY INVESTMENT PORTFOLIO LLC	0	115.300	115.300
**D	MERCER FTFC NON-US EQUITY INVESTMENT PORTFOLIO LLC	0	6.963	6.963
**D	EATON VANCE TAX-MANAGED GLOBAL BUY-WRITE OPPORTUNITIES	0	226.448	226.448
**D	PARAMETRIC INTERNATIONAL EQUITY FUND	0	242.788	242.788
**D	EATON VANCE RICHARD BERNSTEIN ALL ASSET STRATEGY FUND	0	127.008	127.008
**D	SOJECI II LTEE	0	55.000	55.000
**D	FUNDO DE SEGURANCA SOC GOV. DA REGIAO ADM. ESPECIAL DE	0	251.012	251.012
**D	FRANKLIN LIBERTYSHARES ICAY	0	23.907	23.907
**D	TAX - MANAGED INTERNATIONAL EQUITY PORTFOLIO	0	29.175	29.175
**D	HARBOR OVERSEAS FUND	0	28.931	28.931
**D	MERCER GE INTERNATIONAL EQUITY FUND	0	281.105	281.105
**D	MERCER GE INTERNATIONAL EQUITY FUND	0	198.800	198.800
**D	ALLIANZ VALEURS DURABLES	0	2.500.000	2.500.000
**D	ALLIANZ EFARAGNE ACTIONS ISR SOLIDAIRE	0	132.000	132.000
**D	ALLIANZ ACTIONS EURO CONVICTIONS	0	2.104.000	2.104.000
**D	RUSSELL INVESTMENT COMPANY RUSSELL TAX-MANAGED INTL EQ FUND	0	947.176	947.176
**D	RUSSELL INVESTMENT COMPANY RUSSELL GLOBAL	0	234.952	234.952
**D	RUSSELL INVESTMENT COMPANY RUSSELL MULTI-STRATEGY	0	68.199	68.199
**D	RUSSELL INVESTMENT COMPANY MULTIFACTOR INTERNATIONAL EQUITY	0	129.158	129.158
**D	GMO FUNDS PLC GMO GLOBAL EQUITY ALLOCATION	0	64.358	64.358
**D	GMO FUNDS PLC GMO GLOBAL REAL RETURN (UCITS) FUND	0	1.372.112	1.372.112
**D	CATHAY LIFE INSURANCE CO LTD	0	24.776	24.776
**D	MARQUIS INSTITUTIONAL GLOBAL EQUITY PORTFOLIO	0	46.688	46.688
**D	HARTFORD MULTIFACTOR INTERNATIONAL FUND	0	1.036	1.036
**D	RUSSELL INVESTMENT COMPANY MULTI-ASSET GROWTH STRATEGY	0	42.755	42.755
**D	RUSSELL INVESTMENT COMPANY TAX-MANAGED REAL ASSETS	0	92.775	92.775
**D	TRANSAMERICA INTERNATIONAL STOCK	0	293.112	293.112

GA

963

LISTA ESITO DELLE VOTAZIONE
 Oggetto: Nomina del Presidente del Consiglio di Amministrazione

FAVOREVOLI

Badge	Ragione Sociale	Proprio	Delega	Totale
**D	TRANSAMERICA JPMORGAN TACTICAL ALLOCATION VP	0	167.093	167.093
**D	TRANSAMERICA INTERNATIONAL EQUITY INDEX VP	0	29.530	29.530
**D	BMO GLOBAL LOW VOLATILITY EQUITY FUND	0	44.077	44.077
**D	TRANSAMERICA GLOBAL EQUITY	0	215.031	215.031
**D	BMO ALTERNATIVE STRATEGIES FUND	0	19.334	19.334
**D	HOUSTON MUNICIPAL EMPLOYEES PENSION SYSTEM	0	9.192	9.192
**D	ICON INTERNATIONAL EQUITY FUND	0	101.600	101.600
**D	TANGERINE BALANCED INCOME PORTFOLIO	0	20.259	20.259
**D	TANGERINE BALANCED GROWTH PORTFOLIO	0	132.741	132.741
**D	TANGERINE BALANCED GROWTH PORTFOLIO	0	127.058	127.058
**D	TANGERINE EQUITY GROWTH PORTFOLIO	0	143.880	143.880
**D	MAINSTAY VP CUSHING RENAISSANCE ADVANTAGE PORTFOLIO	0	108.096	108.096
**D	MASSMUTUAL SELECT BLACKROCK GLOBAL ALLOCATION FUND	0	488.599	488.599
**D	TRANSAMERICA BLACKROCK GLOBAL ALLOCATION VP	0	1.089.051	1.089.051
**D	MERCER GLOBAL LOW VOLATILITY EQUITY FUND	0	29.169	29.169
**D	MM MSCI EAFE INTERNATIONAL INDEX FUND	0	130.476	130.476
**D	GMO INVESTMENTS ICAV/ GMO CLIMATE CHANGE INVESTMENT	0	385.423	385.423
**D	GMO CLIMATE CHANGE FUND	0	298.591	298.591
**D	GMO INTERNATIONAL EQUITY FUND	0	10.187.813	10.187.813
**D	GMO TAX-MANAGED INTERNATIONAL EQUITIES FUND	0	151.670	151.670
**D	RUSSELL INVESTMENT COMPANY IV PLC	0	66.231	66.231
**D	RUSSELL INVESTMENT COMPANY PLC	0	820.536	820.536
**D	JNL/ALLIANCEBERNSTEIN DYNAMIC ASSET ALLOCATION FUND	0	126.765	126.765
**D	JNL/BOSTON PARTNERS GLOBAL LONG SHORT EQUITY FUND	0	32.081	32.081
**D	JNL/LAZARD INTERNATIONAL STRATEGIC EQUITY FUND	0	663.970	663.970
**D	JNL/MELLON CAPITAL EUROPEAN 30 FUND	0	309.642	309.642
**D	JNL/MELLON CAPITAL MSCI WORLD INDEX FUND	0	62.964	62.964
**D	SUNAMERICA SERIES TRUST - SA FIDELITY INST AM INT GROWTH	0	517.500	517.500
**D	OPENWORLD PUBLIC LIMITED COMPANY	0	705.394	705.394
**D	RUSSELL INVESTMENT COMPANY V PLC	0	128.866	128.866
**D	RUSSELL INVESTMENTS INSTITUTIONAL FUNDS PLC	0	35.490	35.490
**D	MULTI-STYLE, MULTI-MANAGER FUNDS PLC	0	103.963	103.963
**D	STATE STREET GLOBAL ALL CAP EQUITY EX-05 INDEX PORTFOLIO	0	739.565	739.565
**D	STATE STREET INTERNATIONAL DEVELOPED EQUITY	0	2.046.180	2.046.180
**D	NEBRASKA PUBLIC EMPLOYEES RETIREMENT SYSTEMS	0	962.612	962.612
**D	CISCO SYSTEMS FOUNDATION	0	29.483	29.483
**D	INVESCO GLOBAL TARGETED RETURNS FUND	0	6.162	6.162
**D	INVESCO GLOBAL MARKET NEUTRAL FUND	0	1.455	1.455
**D	INVESCO GLOBAL CORE EQUITY FUND	0	1.827.025	1.827.025
**D	LOS ANGELES COUNTY EMPLOYEES RETIREMENT ASSOCIATION	0	3.430.675	3.430.675
**D	INTERNATIONALE KAPITALANLAGEGESELLSCHAFT MBH FOR DC	0	1.020.212	1.020.212
**D	SPDR PORTFOLIO MSCI GLOBAL STOCK MARKET ETF	0	30.509	30.509
**D	SPDR MSCI EAFE STRATEGICFACTORS ETF	0	111.842	111.842

966

LISTA ESITO DELLE VOTAZIONE
 Oggetto: Nomina del Presidente del Consiglio di Amministrazione

FAVOREVOLI

Badge	Regione Sociale	Proprio	Delega	Totale
**D	SPDR MSCI WORLD STRATEGICFACTORS ETF	0	2.134	2.134
**D	HARTFORD MULTIFACTOR DEVELOPED MARKETS	0	798.886	798.886
**D	HARTFORD MULTIFACTOR LOW VOLATILITY	0	4.044	4.044
**D	LAZARD GLOBAL INVESTMENT FUNDS PUBLIC LIMITED	0	1.101.909	1.101.909
**D	MARYLAND STATE RETIREMENT & PENSION SYSTEM	0	946.985	946.985
**D	RUSSELL INV MULTI-ASSET FACTOR EXPOSURE FUND	0	92.604	92.604
**D	ALLIANZ GLOBAL INVESTORS GMBH FOR CONVEST 21 VL	0	273.462	273.462
**D	ALLIANZ GLOBAL INVESTORS GMBH FOR FONDIS	0	186.435	186.435
**D	ALLIANZ GLOBAL INVESTORS GMBH FOR ALLIANZ VERM. EUROPA	0	1.322.077	1.322.077
**D	ALLIANZ GLOBAL INVESTORS GMBH FOR PREMIUMMANDAT	0	31.421	31.421
**D	ALLIANZ GLOBAL INVESTORS GMBH FOR ALLIANZ STRAT.	0	1.783.614	1.783.614
**D	ALLIANZ GLOBAL INVESTORS GMBH FOR ALLIANZ FLEXI	0	949.490	949.490
**D	ALLIANZ GLOBAL INVESTORS GMBH FOR ALLIANZ FLEXI	0	647.749	647.749
**D	THE PRUDENTIAL TRUST CO MASTER COMMINGLED INV F FOR TAX EXEMPT	0	205.496	205.496
**D	MDPIM INTERNATIONAL EQUITY INDEX POOL	0	371.148	371.148
**D	MDPIM INTERNATIONAL EQUITY INDEX POOL	0	734.000	734.000
**D	MDPIM INTERNATIONAL EQUITY INDEX POOL	0	69.800	69.800
**D	MDPIM INTERNATIONAL EQUITY INDEX POOL	0	65.800	65.800
**D	MDPIM INTERNATIONAL EQUITY INDEX POOL	0	79.073	79.073
**D	MDPIM INTERNATIONAL EQUITY INDEX POOL	0	50.300	50.300
**D	MERCER INTERNATIONAL EQUITY FUND	0	1.741.099	1.741.099
**D	MERCER INTERNATIONAL EQUITY FUND	0	4.132.198	4.132.198
**D	MERCER INTERNATIONAL EQUITY FUND	0	82.300	82.300
**D	MERCER OIF CCF	0	617.921	617.921
**D	MERCER GLOBAL EQUITY ALL COUNTRY WORLD INDEX FUND	0	430.300	430.300
**D	MERCER GLOBAL EQUITY FUND	0	486.500	486.500
**D	MERCER GLOBAL EQUITY FUND	0	269.000	269.000
**D	MGI FUNDS PLC	0	37.963	37.963
**D	MGI FUNDS PLC	0	3.525.109	3.525.109
**D	GTAA PANTHER FUND L.P	0	2.700.458	2.700.458
**D	MERCER OIF CCF	0	219.953	219.953
**D	MERCER UCITS COMMON CONTRACTUAL FUND	0	13.044	13.044
**D	MERCER UCITS COMMON CONTRACTUAL FUND	0	397.063	397.063
**D	LM FUND LP	0	21.914	21.914
**D	STATE OF MONTANA BOARD OF INVESTMENTS	0	26.125	26.125
**D	RUSSELL COMMON CONTRACTUAL FUND	0	4.205.775	4.205.775
**D	NORTROP GRUNMAN CORPORATION VEEA MASTER TRUST I	0	418.400	418.400
**D	STATE OF NEW JERSEY COMMON PENSION FUND D	0	814.350	814.350
**D	ONTARIO TEACHERS PENSION PLAN BOARD	0	60.226	60.226
**D	NEW SHIPS, INC. PENSION MASTER TRUST	0	3.190	3.190
**D	LAZARD GLOBAL EQUITY INCOME FUND	0	60.284	60.284
**D	LAZARD GLOBAL BALANCED INCOME FUND	0	75.318	75.318
**D	COSMOPOLITAN INVESTMENT FUND	0	1.692.847	1.692.847
**D	INTERNATIONALE KAPTALANLAGESSELTSCHAFT MBH FOR PEKA	0		
**D	SACRAMENTO COUNTY EMPLOYEES RETIREMENT SYSTEM	0		

EM

965

LISTA ESITO DELLE VOTAZIONE
 Oggetto: Nomina del Presidente del Consiglio di Amministrazione

FAVOREVOLI

Badge	Regione Sociale	Proprio	Delega	Totale
**D	PIMCO FUNDS GLOBAL INVESTORS SERIES PLC	0	372.002	372.002
**D	PRINCIPAL EX-TRADED FUNDS-PRINC INT MUL-FACT CORE INDEX ETF	0	12.222	12.222
**D	PGIM FUNDS PUBLIC LIMITED COMPANY	0	76.611	76.611
**D	PRINCIPAL LIFE INSURANCE COMPANY	0	3.265.549	3.265.549
**D	PACIFIC SELECT FUND -PD INTERNATIONAL LARGE-CAP PORTFOLIO	0	209.397	209.397
**D	PACIFIC SELECT FUND-INTERNATIONAL EQUITY INCOME PORTFOLIO	0	271.909	271.909
**D	PACIFIC SELECT FUND-INTERNATIONAL EQUITY INCOME PORTFOLIO	0	1.396.666	1.396.666
**D	STICHTING PENSIOENFONDS WERK- EN (RE) INTEGRATIE	0	127.864	127.864
**D	BMO INVESTMENTS (IRELAND) PLC	0	50.535	50.535
**D	THE UNIVERSITY OF HONG KONG	0	70.000	70.000
**D	DWS INVESTMENT GMBH FOR DEAM-FONDS FES	0	14.669	14.669
**D	DWS INVESTMENT GMBH FOR DEAM-FONDS PPC GEO	0	15.000	15.000
**D	DWS INVESTMENT GMBH FOR DEAM-FONDS RKBS	0	21.807	21.807
**D	DWS INVESTMENT GMBH FOR DEAM-FONDS BW GERMANY	0	150.400	150.400
**D	DWS INVESTMENT GMBH FOR DEAM FONDS BBRI	0	25.413	25.413
**D	DWS INVESTMENT GMBH FOR GCB PENSION FUND GERMANY	0	11.504	11.504
**D	DWS INVESTMENT GMBH FOR OP- FONDS WFF	0	2.400	2.400
**D	DWS INVESTMENT GMBH FOR DEAM FONDS PMB 1	0	20.000	20.000
**D	DWS INVESTMENT GMBH FOR DEAM FONDS DKS 1	0	60.000	60.000
**D	DWS INVESTMENT GMBH FOR DEUTSCHE LINLM	0	124.000	124.000
**D	DWS INVESTMENT GMBH FOR DEAM FONDS RHEIN	0	3.500	3.500
**D	DWS INVESTMENT GMBH FOR DEAM FONDS KLILI	0	170.000	170.000
**D	DWS INVESTMENT GMBH FOR DEAM FONDS SLM 1	0	81.700	81.700
**D	DWS INVESTMENT GMBH FOR DEAM FONDS LHG 1	0	60.000	60.000
**D	DWS INVESTMENT GMBH FOR DEAM FONDS PMF 1	0	8.525	8.525
**D	DWS INVESTMENT GMBH FOR DEAM FONDS PSF 1	0	3.215	3.215
**D	DWS INVESTMENT GMBH FOR DEAM FONDS SCGM	0	10.200	10.200
**D	DWS INVESTMENT GMBH FOR DEAM FONDS STK	0	25.017	25.017
**D	DWS INVESTMENT GMBH FOR STIFTUNGSFONDS SVC 1	0	12.500	12.500
**D	DWS INVESTMENT GMBH FOR DEAM FONDS LWI	0	100.000	100.000
**D	DWS INVESTMENT GMBH FOR DEUTSCHE BERGBURG 15	0	71.000	71.000
**D	DWS INVESTMENT GMBH FOR DEAM-FONDS CPT	0	13.283	13.283
**D	DWS INVESTMENT GMBH FOR DEUTSCHE RRL17	0	10.599	10.599
**D	PANAGORA DYNAMIC GLOBAL EQUITY (EX TOBACCO) FUND	0	100.247	100.247
**D	THRIVENT MODERATE ALLOCATION PORTFOLIO	0	28.739	28.739
**D	THRIVENT MODERATELY AGGRESSIVE ALLOCATION PORTFOLIO	0	11.083	11.083
**D	THRIVENT AGGRESSIVE ALLOCATION PORTFOLIO	0	18.115	18.115
**D	THRIVENT MODERATE ALLOCATION FUND	0	35.260	35.260
**D	THRIVENT MODERATELY AGGRESSIVE ALLOCATION FUND	0	10.006	10.006
**D	THRIVENT AGGRESSIVE ALLOCATION FUND	0	437.031	437.031
**D	THRIVENT PARTNER WORLDWIDE ALLOCATION FUND	0	801.406	801.406
**D	THRIVENT PARTNER WORLDWIDE ALLOCATION PORTFOLIO	0	45.084	45.084
**D	THRIVENT BALANCED INCOME PLUS FUND	0	53.964	53.964
**D	THRIVENT BALANCED INCOME PLUS PORTFOLIO	0		

EM

966

LISTA ESITO DELLE VOTAZIONE
 Oggetto: Nomina del Presidente del Consiglio di Amministrazione

FAVOREVOLI

Badge	Regione Sociale	Proprio	Delega	Totale
**D	THRIVENT GLOBAL STOCK FUND	0	653.459	653.459
**D	THRIVENT LOW VOLATILITY EQUITY FUND	0	12.583	12.583
**D	THRIVENT GLOBAL STOCK PORTFOLIO	0	381.764	381.764
**D	THRIVENT LOW VOLATILITY EQUITY PORTFOLIO	0	19.480	19.480
**D	THRIVENT CORE INTERNATIONAL EQUITY FUND	0	897.258	897.258
**D	THRIVENT DIVERSIFIED INCOME PLUS FUND	0	71.785	71.785
**D	THRIVENT DIVERSIFIED INCOME PLUS PORTFOLIO	0	55.182	55.182
**D	THRIVENT INTERNATIONAL INDEX PORTFOLIO	0	13.576	13.576
**D	RUSSELL INVESTMENTS YIELD OPPORTUNITIES POOL	0	6.441	6.441
**D	RUSSELL INVESTMENTS GLOBAL INFRASTRUCTURE POOL	0	2.088.326	2.088.326
**D	RUSSELL INVESTMENTS OVERSEAS EQUITY POOL	0	164.035	164.035
**D	RUSSELL INVESTMENTS MULTI-FACTOR INTERNATIONAL EQUITY	0	11.544	11.544
**D	RUSSELL INVESTMENTS OVERSEAS EQUITY FUND	0	87.651	87.651
**D	RUSSELL INVESTMENTS OVERSEAS EQUITY FUND	0	1.269.067	1.269.067
**D	HONG KONG SPECIAL ADMINISTRATIVE REGION GOVERNMENT- GOV OF HM THE SULTAN AND YANG DI-PERTUAN OF BRUNEI DARUSSALAM	0	327.158	327.158
**D	HOME AFFAIRS UNIFORMED SERVICES (INVEST FUND)	0	75.070	75.070
**D	FOLKSGAM OMSSEIDIG LIVFORSKRING	0	866.837	866.837
**D	BANK OF KOREA	0	345.984	345.984
**D	KPA LIVFORSKRING AB (PUBL)	0	31.426	31.426
**D	KPA PENSIONSFORSKRING AB (PUBL)	0	1.563.694	1.563.694
**D	KONSUMENTKOOPERATIONENS PENSIONSTIFTELSE	0	150.629	150.629
**D	BIMCOR GLOBAL EQUITY POOLED FUND	0	141.092	141.092
**D	ALBERTA INVESTMENT MANAGEMENT CORPORATION	0	2.423.308	2.423.308
**D	GOVERNMENT OF THE REPUBLIC OF SINGAPORE	0	65.003	65.003
**D	SCOTIA PRIVATE INTERNATIONAL EQUITY POOL	0	674.481	674.481
**D	DESJARDINS DEVEL EX-USA EX-CANADA MULTIF - CONTROLLED VOL ETF	0	61.013	61.013
**D	BANK OF KOREA	0	13.024	13.024
**D	BANK OF KOREA	0	2.066	2.066
**D	BANK SINOPAC AMCO CATHAY GLOBAL INFRASTRUCTURE FUND	0	168.800	168.800
**D	STATE STREET IRELAND UNIT TRUST	0	846.268	846.268
**D	SSGA SPDR ETS EUROPE I PUBLIC LIMITED COMPANY	0	824.879	824.879
**D	SSGA SPDR ETS EUROPE II PUBLIC LIMITED COMPANY	0	3.513.425	3.513.425
**D	SIR DAVID TRENCH FUND FOR RECREATION	0	24.197	24.197
**D	SUNSUPER SUPERANNUATION FUND	0	492.201	492.201
**D	CALIFORNIA PUBLIC EMPLOYEES RETIREMENT SYSTEM	0	10.749.659	10.749.659
**D	DELFASHARES S+P INTERNATIONAL MANAGED RISK ETF	0	18.663	18.663
**D	TEACHER RETIREMENT SYSTEM OF TEXAS	0	10.847.822	10.847.822
**D	DWS INVESTMENT GMBH FOR DEAM-FONDS PG EQ	0	194.727	194.727
**D	AXA INV MAN SCHWEIZ AG OBO AXA (CH) STRAT FD - GLOBAL EQ CHF	0	16.927	16.927
**D	AXA SWISS INSTITUTIONAL FUND - EQUITIES GLOBAL EX	0	19.299	19.299
**D	DWS INVESTMENT GMBH FOR DEAM-FONDS MASP	0	35.000	35.000
**D	MERCK CAPITAL ASSET MANAGEMENT LIMITED	0	290.991	290.991
**D	DWS INVESTMENT GMBH FOR DEAM FONDS PFDB	0	35.167	35.167

EA

967

LISTA ESITO DELLE VOTAZIONE
 Oggetto: Nomina del Presidente del Consiglio di Amministrazione

FAVOREVOLI

Badge	Ragione Sociale	Proprio	Delega	Totale
**D	PINEBRIDGE GLOBAL FUNDS	0	82.661	82.661
**D	METZLER ASSET MANAGEMENT GMBH FOR MI-FONDS 415	0	595.120	595.120
**D	ALLIANZ GLOBAL INVESTORS GMBH FOR ALLIANZGI-FONDS HPT	0	17.346	17.346
**D	DWS INVESTMENT GMBH FOR DEAM-FONDS GSK 1	0	102.946	102.946
**D	UNITED GLOBAL DIVIDEND EQUITY FUND	0	794	794
**D	HONG KONG HOUSING SOCIETY	0	88.197	88.197
**D	UNITED INCOME FOCUS TRUST	0	49.518	49.518
**D	UBS (IRL) ETF PLC	0	273.996	273.996
**D	SO CA UFCW UNIONS AND FOOD EMPLOYERS JOINT PENSION TRUST	0	404.521	404.521
**D	UNITED FOOD AND COMM WORKERS INT UNION-INDUSTRY	0	399.000	399.000
**D	ALLIANZ GLOBAL INVESTORS GMBH FOR ALLIANZGI-FONDS VDB	0	137.069	137.069
**D	VANGUARD FTSE DEVELOPED EUROPE INDEX ETF	0	25.972	25.972
**D	HEB SAVINGS & RETIREMENT PLAN TRUST	0	12.019	12.019
**D	THE WELLINGTON TR COM NATIONAL ASS MULT COLLECT INV F	0	613.084	613.084
**D	THE WELLINGTON TR CO NAT ASS MULT C TR F TR, OPPORT EQ PTF	0	26.445	26.445
**D	THE WELLINGTON TR CO NAT ASS MULT COMM, ENDURING ASSETS PTF	0	1.038.917	1.038.917
**D	THE WELLINGTON TR CO NAT ASS MULT COM TR F TR DAILY END ASS PTF	0	673.656	673.656
**D	WELLINGTON TR CO NAT ASS MULT COMM TR FD TR GIB MAN RISK PORT	0	120.424	120.424
**D	THE WELLINGTON TR CO NAT ASS MULT COLLECTIVE INV F TRUST	0	104.902	104.902
**D	WISDMTREE ISSUER PUBLIC LIMITED COMPANY	0	127.642	127.642
**D	WSIB INVESTMENTS (PUBLIC EQUITIES) POOLED FUND TRUST	0	1.717.359	1.717.359
**D	DIVERSIFIED MARKETS (2010) POOLED FUND TRUST	0	15.025	15.025
**D	WASHINGTON STATE INVESTMENT BOARD	0	5.468.447	5.468.447
**D	WISDMTREE DYNAMIC CURRENCY HEDGED INTRNL EQUITY FUND	0	165.300	165.300
**D	WISDMTREE INTERNATIONAL HIGH DIVIDEND FUND	0	350.983	350.983
**D	WISDMTREE INTERNATIONAL EQUITY FUND	0	542.893	542.893
**D	WISDMTREE GLOBAL HIGH DIVIDEND FUND	0	36.316	36.316
**D	WISDMTREE INTERNATIONAL DIVIDEND EX-	0	232.392	232.392
**D	WISDMTREE INTERNATIONAL LARGE CAP DIVIDEND	0	477.602	477.602
**D	NEW YORK STATE TEACHERS RETIREMENT SYSTEM	0	5.266.045	5.266.045
**D	NEW YORK STATE TEACHERS RETIREMENT SYSTEM	0	2.684.235	2.684.235
**D	PENSIENFONDS METAAL OFF	0	20.007	20.007
**D	BMO GLOBAL GROWTH + INCOME FUND	0	523.956	523.956
**D	BMO INTERNATIONAL EQUITY FUND	0	563.220	563.220
**D	PRUDENTIAL BANK AND TRUST FSE	0	249.809	249.809
**D	PRUDENTIAL RETIREMENT INSURANCE AND ANNUITY COMPANY	0	227.600	227.600
**D	PRUDENTIAL RETIREMENT INSURANCE AND ANNUITY COMPANY	0	1.548.974	1.548.974
**D	PRUDENTIAL RETIREMENT INSURANCE AND ANNUITY COMPANY	0	248.616	248.616
**D	VAILSBURG FUND LLC	0	48.476	48.476
**D	VAILSBURG FUND LLC	0	32.540	32.540
**D	WELLINGTON MANAGEMENT FUNDS (IRELAND) PLC	0	1.330.209	1.330.209
**D	MANULIFE ASSET MANAGEMENT INTERNATIONAL EQUITY	0	323.619	323.619
**D	INVESCO GLOBAL LOW VOLATILITY EQUITY YIELD FUND	0	104.448	104.448

GA

948

LISTA ESITO DELLE VOTAZIONE

Oggetto: Nomina del Presidente del Consiglio di Amministrazione

FAVOREVOLI

Badge	Ragione Sociale	Proprio	Delega	Totale
**D	ZURICH INVEST ICADV	0	739.292	739.292
**D	SS BK AND TRUST COMPANY INV FUNDS FOR TAXEXEMPT	0	35.577.363	35.577.363
**D	SSGA ACWI INTEGR ALPHA SELECT NON-LENDING QP COMMON	0	30.931	30.931
**D	SSGA FTSE RAFI DEVELOPED 1000 INDEX NON-LENDING COMMON	0	70.678	70.678
**D	SS FTSE DEV COMPREHENSIVE FACTOR IND NON-	0	37.993	37.993
**D	STATE STREET SP GLO INFRA INDEX NON-LENDING COMMON	0	1.569.393	1.569.393
**D	STATE STREET RAFI DEVELOP EX-US INDEX NON-LENDING COMMON	0	18.859	18.859
**D	STATE STREET ALL-WRLD TOTL MKT CORE FTRES NON-LENDING COM TR	0	27.144	27.144
**D	SSGA ALL COUNTRY W EX-US INTEGR ALPHA SEL NON-LEND COMM TR F	0	130.632	130.632
**D	SSGA MSCI EUROPE SCREENED INDEX NON-LENDING COMMON	0	805.242	805.242
**D	MSCI EAFE PROV SCREENED INDEX NON - LENDING COMMON TR	0	151.534	151.534
**D	STATE STREET TOTAL RETURN V.I.S. FUND	0	23.292	23.292
**D	THE AB PORTFOLIOS - AB ALL MARKET TOTAL RETURN PORTFOLIO	0	195.283	195.283
**D	THE AB PORTFOLIOS - AB CONSERVATIVE WEALTH STRATEGY	0	36.979	36.979
**D	DB VERMOEGENFONDSMANDAT	0	105.100	105.100
**D	STATE STREET GLOBAL ADVISORS LUXEMBOURG SICAV	0	4.245.289	4.245.289
**D	COHEN AND STEERS SICAV (LUXEMBOURG)	0	7.863	7.863
**D	DE X-TRACKERS	0	29.539.205	29.539.205
**D	DEUTSCHE AM MULTI ASSET PIR FUND	0	1.251.173	1.251.173
**D	DEUTSCHE INVEST II	0	1.316.057	1.316.057
**D	DWS INVEST	0	136.663	136.663
**D	DWS FIXED MATURITY	0	521.448	521.448
**D	DWS INVESTMENT S.A. FOR ZURICH GLOBAL EQUITY	0	18.904	18.904
**D	DWS INVESTMENT S.A. FOR DWS CONCEPT DJE RESPONSIBLE INVEST	0	98.000	98.000
**D	DEUTSCHE ASSET MNGM S.A. FOR VERM FLEXIBEL (80./ . TEILGESCH)	0	15.171	15.171
**D	DWS INVESTMENT S.A. FOR DWS VERMOEGENSMANDAT-	0	15.621	15.621
**D	DWS INVESTMENT S.A. FOR DWS MULTI ASSET INCOME KONTROLLIERT	0	784.838	784.838
**D	DWS INVESTMENT S.A. FOR ARERO - DER WELTFONDS	0	1.102.202	1.102.202
**D	UBS ETF	0	153.039	153.039
**D	UBS ETF	0	1.255.327	1.255.327
**D	UBS ETF	0	3.418.228	3.418.228
**D	UBS ETF	0	474.793	474.793
**D	UBS ETF	0	244.072	244.072
**D	UBS ETF	0	239.435	239.435
**D	UBS ETF	0	6.713	6.713
**D	UBS ETF	0	162.097	162.097
**D	UBS ETF	0	102.504	102.504
**D	UBS ETF	0	45.407	45.407
**D	UBS ETF	0	347.039	347.039
**D	UBS ETF	0	336.846	336.846
**D	UBS ETF	0	201.296	201.296
**D	UBS ETF	0	493.589	493.589
**D	TRT FOR RET MED DEN & LIFE INS PL OF THE ARMY&AIR FORCE EX SRV	0	608.500	608.500
**D	THE RETIREMENT ANN PL FOR EMPL OF THE ARMY&AIR FORCE EX	0		
**D	ABERDEEN SELECT INTERNATIONAL EQUITY FUND	0		

EP

96P

LISTA ESITO DELLE VOTAZIONE
 Oggetto: Nomina del Presidente del Consiglio di Amministrazione

FAVOREVOLI

Badge	Ragione Sociale	Proprio	Delega	Totale
**D	RUSSELL INVESTMENT COMPANY II PLC	0	326.034	326.034
**D	STATE STREET INTERNATIONAL STOCK SELECTION FUND	0	184.871	184.871
**D	SANFORD C. BERNSTEIN FUND, INC. - INTERNATIONAL	0	2.168.260	2.168.260
**D	LAZARD INTERNATIONAL STRATEGIC EQUITY PORTFOLIO	0	15.497.357	15.497.357
**D	LAZARD INTERNATIONAL EQUITY PORTFOLIO	0	7.199.309	7.199.309
**D	GLOBAL INTREPID - CANADA FUND	0	20.847	20.847
**D	IBM 401K PLUS PLAN	0	1.507.975	1.507.975
**D	AMERICAN AIRLINES INC., MASTER FIXED BENEFIT PENSION TRUST	0	1.258.863	1.258.863
**D	GENERAL CONFERENCE CORPORATION OF SEVENTH DAY	0	108.022	108.022
**D	STATE OF ALASKA RETIREMENT AND BENEFITS PLANS	0	1.773.213	1.773.213
**D	COLLEGE RETIREMENT EQUITIES FUND	0	11.939.566	11.939.566
**D	COLLEGE RETIREMENT EQUITIES FUND	0	7.031.719	7.031.719
**D	TIIA-CREF INTERNATIONAL EQUITY FUND	0	3.765.318	3.765.318
**D	TIIA-CREF INTERNATIONAL EQUITY INDEX FUND	0	7.999.819	7.999.819
**D	TIIA - CREF LIFE FUNDS -INTERNATIONAL EQUITY FUND	0	81.288	81.288
**D	CONAGRA FOODS MASTER PENSION TRUST	0	113.109	113.109
**D	PACE INTERNATIONAL EQUITY INVESTMENTS	0	938.936	938.936
**D	RUSSELL INVESTMENT COMPANY - RUSSELL INTERN DEVELOPED MKT	0	1.103.926	1.103.926
**D	MERCY HEALTH	0	289.699	289.699
**D	MASSACHUSETTS LABORERS PENSION FUND	0	136.412	136.412
**D	BOSTON RETIREMENT SYSTEM	0	153.552	153.552
**D	VALIC COMPANY I - INTERNATIONAL EQUITIES INDEX FUND	0	669.953	669.953
**D	VALIC COMPANY I - GLOBAL STRATEGY FUND	0	105.249	105.249
**D	FONDATION LUCIE ET ANDRE CHAGNON	0	62.900	62.900
**D	BRIGHTHOUSE FUNDS TRUST II - METLIFE MSCI EAFE INDEX PTF	0	578.188	578.188
**D	STATE OF MINNESOTA	0	5.256.054	5.256.054
**D	RUSSELL INVESTMENT FUNDS INTERNATIONAL DEVELOPED MARKETS	0	198.232	198.232
**D	ALAMEDA COUNTY EMPLOYEES' RETIREMENT ASSOCIATION	0	2.303.290	2.303.290
**D	TRANSAMERICA INTERNATIONAL GROWTH	0	4.614.700	4.614.700
**D	MERCER NON-US CORE EQUITY FUND	0	1.191.688	1.191.688
**D	MERCER NON-US CORE EQUITY FUND	0	1.238.100	1.238.100
**D	JOHN HANCOCK LIFE AND HEALTH INSURANCE COMPANY	0	435.033	435.033
**D	TRANSAMERICA GREYSTONE INTERNATIONAL	0	1.899.400	1.899.400
**D	SPDR MSCI ACWI EX-US ETF	0	485.660	485.660
**D	SPDR S&P GLOBAL INFRASTRUCTURE ETF	0	1.376.623	1.376.623
**D	SPDR PORTFOLIO DEVELOPED WORLD EX-US ETF	0	1.996.960	1.996.960
**D	ORANGE COUNTY EMPLOYEES RETIREMENT SYSTEM	0	1.265.604	1.265.604
**D	MORGAN STANLEY INSTITUTIONAL FD TR - GLOBAL STRATEGIST PTF	0	33.642	33.642
**D	MORGAN STANLEY VAR INS FUND, INC. GLOBAL STRATEGIST PORTFOLIO	0	4.573	4.573
**D	STATE OF MONTANA BOARD OF INVESTMENTS	0	120.941	120.941
**D	EUROPE INVESTMENT FUND	0	116.464	116.464
**D	WELLINGTON DIVERSIFIED INFLATION HEDGES FUND	0	116.049	116.049
**D	MERCY HEALTH RETIREMENT TRUST	0	145.652	145.652

CPA

PS

LISTA ESITO DELLE VOTAZIONE
 Oggetto: Nomina del Presidente del Consiglio di Amministrazione

FAVOREVOLI

Badge	Ragione Sociale	Proprio	Delega	Totale
**D	TRUTH INITIATIVE FOUNDATION	0	18.774	18.774
**D	MAJOR LEAGUE BASEBALL PLAYERS PENSION PLAN	0	349.600	349.600
**D	ULTRA SERIES FUND-INTERNATIONAL STOCK FUND	0	74.132	74.132
**D	MADISON INTERNATIONAL STOCK FUND	0	45.412	45.412
**D	SPDR STOXX EUROPE 50 ETF	0	140.061	140.061
**D	SPDR DJ EURO STOXX 50 ETF	0	4.902.284	4.902.284
**D	INTERNATIONAL ALPHA SELECT COMMON TRUST FUND	0	160.757	160.757
**D	COMMON TRUST ITALY FUND	0	7.779.930	7.779.930
**D	WORLD INDEX OLUS SECURITIES LENDING COMMON TRUST FUND	0	100.130	100.130
**D	NATWEST TR AND DEP SERV LTD AS TRUSTEE O LF PROD EURO QIS FD	0	241.126	241.126
**D	SPDR S+P WORLD EX AUSTRALIA FUND	0	25.700	25.700
**D	AB GLOBAL RESEARCH INSIGHTS FUND	0	121.450	121.450
**D	ARGO GLOBAL LISTED INFRASTRUCTURE LIMITED	0	152.563	152.563
**D	RUSSELL INVESTMENTS LOW CARBON GLOBAL SHARES FUND	0	88.919	88.919
**D	EMERGENCY SERVICES SUPERANNUATION SCHEME	0	37.677	37.677
**D	FIRST STATE SUPERANNUATION SCHEME	0	360.681	360.681
**D	FIRST STATE SUPERANNUATION SCHEME	0	1.078.242	1.078.242
**D	RUSSELL INVESTMENTS TAX EFFECTIVE GLOBAL SHARES FUND	0	176.844	176.844
**D	RUSSELL INVESTMENTS GLOBAL LISTED INFRASTRUCTURE FUND -	0	300.134	300.134
**D	PINNACLE BNY MELLON GLOBAL INFRASTRUCTURE YIELD	0	84.257	84.257
**D	STATE STREET LOW CARBON EQUITY FUND	0	200.832	200.832
**D	STATE STREET LOW CARBON ESG INTERNATIONAL	0	13.647	13.647
**D	AXA IM SUSTAINABLE EQUITY FUND	0	12.000	12.000
**D	RETAIL EMPLOYEES SUPERANNUATION TRUST	0	924.886	924.886
**D	REST AB TRUST	0	846.108	846.108
**D	INTERNATIONAL EQUITIES SECTOR TRUST	0	11.420	11.420
**D	SUNSUPER SUPERANNUATION FUND	0	2.691.331	2.691.331
**D	UBS IQ MSCI WORLD EX AUSTRALIA ETHICAL ETF	0	25.114	25.114
**D	UBS IQ MSCI EUROPE ETHICAL ETF	0	5.221	5.221
**D	VPMC INTERNATIONAL EQUITY TRUST 1	0	7.764	7.764
**D	VPMC INTERNATIONAL EQUITY TRUST 2	0	16.522	16.522
**D	STATE STREET GLOBAL INDEX PLUS TRUST	0	124.414	124.414
**D	RUSSELL INVESTMENTS INTERNATIONAL SHARES FUND	0	46.644	46.644
**D	STATE STREET INTERNATIONAL EQUITIES INDEX TRUST	0	257.258	257.258
**D	BLACKROCK AM SCHWEIZ AG OBO BIFS WORLD EX SWITZ EQ	0	178.641	178.641
**D	PEOPLE'S BANK OF CHINA	0	5.740.065	5.740.065
**D	FLOURISH INVESTMENT CORPORATION	0	2.076.420	2.076.420
**D	PEOPLE'S BANK OF CHINA	0	2.991.158	2.991.158
**D	BEST INVESTMENT CORPORATION	0	5.433.529	5.433.529
**D	THE TRUSTEES OF BP PENSION FUND	0	1.311.144	1.311.144
**D	NEW AIRWAYS PENSION SCHEME	0	2.714.875	2.714.875
**D	IFML VITALITY FUNDS - IFML VITALITY MULTI-ASSET INCOME FUND	0	7.145	7.145
**D	FIRSTSTRAND BANK LIMITED ATY THE INVESTEC WORLDWIDE	0	14.237	14.237

EP

58

LISTA ESITO DELLE VOTAZIONE
 Oggetto: Nomina del Presidente del Consiglio di Amministrazione

FAVOREVOLI

Badge	Regione Sociale	Proprio	Delega	Totale
**D	THE TRUSTEES OF CONOCOPHILLIPS PENSION PLAN	0	130.547	130.547
**D	FAMILY INVESTMENTS CHLD TRUST FUND	0	229.557	229.557
**D	FAMILY INVESTMENTS GLOBAL ICVC FAMILY BALANCED INT FUND	0	148.141	148.141
**D	NOTTINGHAMSHIRE COUNTY COUNCIL PENSION FUND	0	455.757	455.757
**D	HSBC AS TRUSTEE FOR SSGA EUROPE EX UK EQUITY TRACKER FUND	0	7.272.268	7.272.268
**D	NATWEST TRU+DEP SERV LTD AT OF ST JAMES'S PL GR EURO PROG UT TR	0	1.196.419	1.196.419
**D	NATWEST TRU+DEP SERV LTD ATO ST. JAMES'S PL GR EURO PROG UT TR	0	2.408.024	2.408.024
**D	NATWEST TRU+DEP SERV LTD ATO ST. JAMES'S PL BAL MANAGED UN TR	0	5.948.632	5.948.632
**D	NATWEST TRU+DEP SERV LTD ATO ST. JAMES'S PL CONT EURO UN TR	0	1.239.290	1.239.290
**D	NATWEST TRU+DEP SERV LTD ATO ST. JAMES'S PL GL EQ UN TR	0	13.431.446	13.431.446
**D	THE TRUSTEES OF THE GE UK PENSION COMMON INVESTMENT	0	364.073	364.073
**D	NATWEST TR+DEP SERV LTD ATO ST. JAMES'S PL MULTI ASS UN TR	0	313.447	313.447
**D	MANAGED PENSION FUNDS LIMITED	0	5.323.114	5.323.114
**D	THE TRUSTEES OF STAGECOACH GROUP PENSION SCHEME	0	220.095	220.095
**D	THE TRUSTEES OF STAGECOACH GROUP PENSION SCHEME	0	380.200	380.200
**D	OLD MUTUAL INVESTMENT GROUP (PTY) LTD	0	11.718	11.718
**D	OLD MUTUAL LIFE ASSURANCE COMPANY (SOUTH AFRICA) LIMITED	0	78.814	78.814
**D	ALLIANZ INT INV FDS- ALLIANZ BEST STYLES GLOBAL AC EQUITY	0	70.458	70.458
**D	ALLIANZ UK+EUROPEAN INV FDS-ALLIANZ EUROPEAN EQUITY	0	125.294	125.294
**D	ALLIANZ UK + EUROPEAN INV FUNDS-ALLIANZ UK EQUITY	0	90.000	90.000
**D	HBOS INTERNATIONAL INV FUNDS ICVC- EUROPEAN FUND	0	833.105	833.105
**D	HBOS INTERNATIONAL INV FUNDS ICVC- INTERNATIONAL	0	1.682.995	1.682.995
**D	AVIVA LIFE PENSIONS UK LIMITED	0	48.143	48.143
**D	ALGEMEN PENSIOENFONDS VAN CURAÇAO	0	175.766	175.766
**D	EAST RIDING PENSION FUND	0	913.248	913.248
**D	ES ALLIANCE BERNSTEIN UK OEIC - ES AB LOW VOLATILITY GLB EQ F	0	902.312	902.312
**D	ES ALLIANCE BERNSTEIN UK OEIC - ES AB LOW VOLATILITY GLB EQ F	0	5.200	5.200
**D	THE TRUSTEES OF GOLDMAN SACHS UK RETIREMENT PLAN	0	18.087	18.087
**D	M+G INVESTMENT FUNDS (1) - M+G EUROPEAN INDEX	0	117.417	117.417
**D	M+G INVESTMENT FUNDS (1) - M+G GLOBAL THEMES FUND	0	3.656.333	3.656.333
**D	M+G INVESTMENT FUNDS (10) M+G GLOBAL LISTED	0	1.785.803	1.785.803
**D	M+G INVESTMENT FUNDS (4) - M+G SUSTAINABLE MULTI	0	11.705	11.705
**D	SPICHTING PHILIPS PENSIOENFONDS	0	1.300.416	1.300.416
**D	VANGUARD INVESTMENTS FUNDS ICVC - VANGUARD	0	20.190	20.190
**D	VANGUARD INV FDS ICVC-VANG FTSE DEV WOR LD EX - UK EOT IND	0	1.793.118	1.793.118
**D	VANGUARD INV F ICVC-VANGUARD FTSE DEV EUROPE EX-UK EQ INDEX	0	3.275.421	3.275.421
**D	VANGUARD INV FUNDS ICVC-VANGUARD FTSE GLOB ALL CAP IND FUND	0	74.370	74.370
**D	VANGUARD INV FUNDS ICVC-VANGUARD FTSE GLOB ALL CAP IND FUND	0	244.003	244.003
**D	SCOTTISH WID INV SOLS F ICVC - FIDAMTIL LOW VOL IND GLO EOT F	0	67.830	67.830
**D	PUBLIC AUTHORITY FOR SOCIAL INSURANCE	0	962.455	962.455
**D	SCOTTISH WIDOWS INV SOL F ICVC- FUNDAMENTAL INDEX	0	1.451.348	1.451.348
**D	INVESTEC FUNDS SERIES I- DIVERSIFIED INCOME FUND	0	72.022	72.022
**D	ARAB BANK FOR ECONOMIC DEVELOPMENT IN	0	2.261.593	2.261.593
**D	SCOTTISH WIDOWS OVERSEAS GROWTH INV F ICVC - EURO GROWTH	0		

952

LISTA ESITO DELLE VOTAZIONE
 Oggetto: Nomina del Presidente del Consiglio di Amministrazione

FAVOREVOLI

Badge	Ragione Sociale	Proprio	Delega	Totale
**D	SCOTTISH WIDOWS OVERSEAS GROWTH INV FUNDS ICVC-GLOBAL	0	843.665	843.665
**D	SCOTTISH WIDOWS INV SOLUTIONS F ICVC- EUROPEAN (EX UK) EQ FD	0	1.630.061	1.630.061
**D	PACE INTERNATIONAL EQUITY INVESTMENTS	0	365.995	365.995
**D	MAINSTAY INTERNATIONAL OPPORTUNITIES FUND	0	74.796	74.796
**D	GMO BENCHMARK-FREE FUND	0	1.785.038	1.785.038
**D	GMO STRATEGIC OPPORTUNITIES ALLOCATION FUND	0	5.648	5.648
**D	GMO IMPLEMENTATION FUND	0	4.911.176	4.911.176
**D	PINEBRIDGE GLOBAL DYNAMIC ASSET ALLOCATION FUND LLC	0	1.232	1.232
**D	MEDIOLANUM GESTIONE FONDI SGR - FLESSIBILE FUTURO ITALIA	0	14.000.000	14.000.000
**D	MEDIOLANUM GESTIONE FONDI SGR - FLESSIBILE SVILUPPO ITALIA	0	2.000.000	2.000.000
**D	EPSILON SGR - EPSILON MULTIASET VALORE GLOBALE LUGLIO 2022	0	51.949	51.949
**D	EPSILON SGR - EPSILON MULTIASET VALORE GLOBALE MARZO 2022	0	35.584	35.584
**D	EPSILON SGR - EPSILON MULTIASET VALORE GLOBALE SETE 2021	0	70.451	70.451
**D	EPSILON SGR - EPSILON FLESSIBILE AZIONI EURO SETTEMBRE 2020	0	80.913	80.913
**D	EPSILON SGR - EPSILON QVALUE	0	18.946	18.946
**D	EPSILON SGR - EPSILON MULTIASET 3 ANNI LUGLIO 2020	0	614	614
**D	EPSILON SGR - EPSILON FLESSIBILE AZIONI EURO GIUGNO 2021	0	5.400	5.400
**D	EPSILON SGR - EPSILON MULTIASET VALORE GLOBALE GIUGNO 2021	0	162.460	162.460
**D	EPSILON SGR - EPSILON MULTIASET VALORE GLOBALE DIC 2021	0	64.081	64.081
**D	EPSILON SGR - EPSILON DLONGRUN	0	1.418	1.418
**D	EPSILON SGR - EPSILON FLESSIBILE AZIONI EURO NOVEMBRE 2020	0	58.287	58.287
**D	EPSILON SGR - EPSILON FLESSIBILE AZIONI EURO APRILE 2021	0	8.157	8.157
**D	EPSILON SGR - EPSILON MULTIASET VALORE GLOBALE MAGGIO 2022	0	64.823	64.823
**D	EPSILON SGR - EPSILON MULTIASET 3 ANNI MAGGIO 2020	0	1.221	1.221
**D	EPSILON SGR - EPSILON EQUITY	0	12.780	12.780
**D	EPSILON SGR - EPSILON ALLOCAZIONE TATTICA GIUGNO 2020	0	16.407	16.407
**D	EPSILON SGR - EPSILON FLESSIBILE AZIONI EURO FEBBRAIO 2021	0	19.193	19.193
**D	EPSILON SGR - EPSILON QRETURN	0	105.048	105.048
**D	EURIZON CAPITAL SGR - EURIZON PIR ITALIA 30	0	8.342	8.342
**D	EURIZON CAPITAL SGR - EURIZON TOP SELEC CRESCITA DIC 2023	0	2.230	2.230
**D	EURIZON CAPITAL SGR - EURIZON TOP SELEC EQUILIBRIO GIU 2024	0	3.761	3.761
**D	EURIZON CAPITAL SGR - EURIZON TOP SELEC EQUILIBRIO DIC 2024	0	2.874	2.874
**D	EURIZON CAPITAL SGR - EURIZON TOP SELEC CRESCITA DIC 2024	0	7.602	7.602
**D	EURIZON CAPITAL SGR - EURIZON PROGETTO ITALIA 70	0	2.558.931	2.558.931
**D	EURIZON CAPITAL SGR - EURIZON PIR ITALIA AZIONI	0	340.436	340.436
**D	EURIZON CAPITAL SGR - EURIZON AZIONI ITALIA	0	2.841.162	2.841.162
**D	EURIZON CAPITAL SGR - EURIZON RENDITA	0	64.259	64.259
**D	EURIZON CAPITAL SGR - EURIZON MULTIASET TREND DICEMBRE 2022	0	6.949	6.949
**D	EURIZON CAPITAL SGR - EURIZON TOP SELEC EQUILIBRIO MAG 2024	0	2.320	2.320
**D	EURIZON CAPITAL SGR - EURIZON TOP SELEC CRESCITA MAR 2025	0	5.194	5.194
**D	EURIZON CAPITAL SGR - EURIZON GLOBAL MULTIASET SELEC SET 22	0	20.300	20.300
**D	EURIZON CAPITAL SGR - EURIZON TOP SELEC EQUILIBRIO MAR 2024	0	2.703	2.703
**D	EURIZON CAPITAL SGR - EURIZON TOP SELEC CRESCITA MAR 2024	0	3.799	3.799

ER

953

LISTA ESITO DELLE VOTAZIONE
 Oggetto: Nomina del Presidente del Consiglio di Amministrazione

FAVOREVOLI

Badge	Ragione Sociale	Proprio	Delega	Totale
**D	EURIZON CAPITAL SGR - EURIZON TOP SELEC CRESCITA MAG 2024	0	5.336	5.336
**D	EURIZON CAPITAL SGR - EURIZON TOP SELEC CRESCITA GIU 2024	0	7.102	7.102
**D	EURIZON CAPITAL SGR - EURIZON TOP SELEC EQUILIBRIO SET 2024	0	4.597	4.597
**D	EURIZON CAPITAL SGR - EURIZON TOP SELEC EQUILIBRIO MAR 2025	0	3.171	3.171
**D	EURIZON CAPITAL SGR - EURIZON PROGETTO ITALIA 40	0	2.635.723	2.635.723
**D	EURIZON CAPITAL SGR - EURIZON AZIONI EUROPA	0	507.729	507.729
**D	EURIZON CAPITAL SGR - EURIZON AZIONI INTERNAZIONALI	0	208.178	208.178
**D	EURIZON CAPITAL SGR - EURIZON AZIONI AREA EURO	0	429.170	429.170
**D	EURIZON CAPITAL SGR - EURIZON TOP SELEC CRESCITA SET 2024	0	8.164	8.164
**D	EURIZON CAPITAL SGR - EURIZON TOP SELEC CRESCITA MAG 2025	0	1.518	1.518
**D	EURIZON CAPITAL SGR - EURIZON TOP SELEC EQUILIBRIO MAG 2025	0	1.000	1.000
**D	EURIZON CAPITAL SGR - EURIZON TOP SELEC EQUILIBRIO MAR 2025	0	43.957	43.957
**D	STG PDS CORP EXPRESS MANDAAT ALLIANCE CAPITA	0	3.825.309	3.825.309
**D	STICHTING PENSIOENFONDS PGB UBS- MSCI EUROPE EQUITY PASSIVE	0	190.443	190.443
**D	STICHTING PENSIOENFONDS PGB UBS- GLOBAL EQUAL WEIGHTED EQUITY	0	131.545	131.545
**D	STICHTING TELEGRAAF PENSIOENFONDS 1959	0	408.587	408.587
**D	STG PDS ACHMEA MANDAAT BLACKROCK	0	629.159	629.159
**D	STICHTING PENSIOENFONDS PGB	0	349.494	349.494
**D	ST BEW S.A. BEL.POOLS GLOB.EQ. FACTOR FUND	0	1.115.397	1.115.397
**D	STICHTING J.E. ASR ES G INDEXPLUS INST. FONDSEN INZAKE EUROPA	0	542.108	542.108
**D	ALLIANZ AZIONI EUROPA	0	3.000.000	3.000.000
**D	ALLIANZ AZIONI ITALIA	0	11.683	11.683
**D	ALLIANZ GLOBAL STRATEGY 15	0	19.579	19.579
**D	ALLIANZ GLOBAL STRATEGY 30	0	197.567	197.567
**D	ALLIANZ GLOBAL STRATEGY 70	0	125.000	125.000
**D	ALLIANZ ITALIA 50 SPECIAL	0	160.416	160.416
**D	AGF EUROPEAN EQUITY FUND	0	148.399	148.399
**D	AGF GLOBAL REAL ASSETS FUND	0	188.154	188.154
**D	AGF ALL WORLD TAX ADVANTAGE GROUP LIMITED	0	213.111	213.111
**D	AGF ALL WORLD TAX ADVANTAGE GROUP LIMITED	0	280.273	280.273
**D	ACN HEWITT GLOBAL EQUITY FUND	0	494.027	494.027
**D	GLOBAL MANAGED VOLATILITY FUND	0	23.500	23.500
**D	PENSION PLAN FOR EMPLOYEES OF THE BUSINESS DEVEL.BANK OF CANADA	0	17.400	17.400
**D	SUPPLEMENTAL RETIREMENT PLAN OF THE BUSINESS DEVELOPMENT BANK OF	0	169.810	169.810
**D	THE CANADA LIFE ASSURANCE COMPANY	0	1	1
**D	COLLEGES OF APPLIED ARTS AND TECHNOLOGY PENSION F	0	220.848	220.848
**D	COLLEGES OF APPLIED ARTS AND TECHNOLOGY PENSION P	0	1	1
**D	CO-OPERATIVE SUPERANNUATION SOCIETY PENSION PLAN	0	8.126	8.126
**D	CANADIAN CHRISTIAN SCHOOL PENSION TRUST FUND	0	197.170	197.170
**D	CARLETON UNIVERSITY RETIREMENT PLAN	0	110.408	110.408
**D	THE CALGARY FOUNDATION	0	909.926	909.926
**D	ONTARIO POWER GENERATION INC	0	52.195	52.195
**D	THE ROYAL INST FOR THE ADVANCEMENT OF LEARNING MCGILL UNIVERSITY	0	5.396	5.396
**D	RENAISSANCE INTERNATIONAL EQUITY PRIVATE POOL	0		

EPH

954

LISTA ESITO DELLE VOTAZIONE
 Oggetto: Nomina del Presidente del Consiglio di Amministrazione

FAVOREVOLI

Badge	Ragione Sociale	Proprio	Delega	Totale
**D	RENAISSANCE INTERNATIONAL EQUITY PRIVATE POOL	0	44.603	44.603
**D	THE GREAT-WEST LIFE ASSURANCE COMPANY	0	118.400	118.400
**D	ACADIAN CORE INTERNATIONAL EQUITY FUND	0	33.834	33.834
**D	COUNSEL GLOBAL DIVIDEND	0	71.932	71.932
**D	COUNSEL DEFENSIVE GLOBAL EQUITY	0	14.444	14.444
**D	IPC MULTI-FACTOR INTERNATIONAL EQUITY	0	71.655	71.655
**D	IMPERIAL TOBACCO PENSION INVESTMENT TRUST FUND	0	106.884	106.884
**D	INCO ELECTED MASTER TRUST	0	1.579.978	1.579.978
**D	INVESTORS SUMMA SRI FUND	0	39.663	39.663
**D	BLACKROCK - IG INTERNATIONAL EQUITY POOL	0	60.385	60.385
**D	IPROFILE INTERNATIONAL EQUITY POOL	0	254.146	254.146
**D	IG MACKENZIE GLOBAL INFRASTRUCTURE CLASS	0	233.200	233.200
**D	IUOE LOCAL 793 MEMBERS PENSION BENEFIT TRUST OF ONTARIO	0	269.666	269.666
**D	LONDON LIFE INSURANCE COMPANY	0	1.449.269	1.449.269
**D	LONDON LIFE INSURANCE COMPANY	0	13.628	13.628
**D	LYSANDER-TRIASIMA ALL COUNTRY EQUITY FUND	0	8.190	8.190
**D	GLOBAL INFRASTRUCTURE EQUITY FUND LONDON CAPITAL	0	135.598	135.598
**D	SYMMETRY US EQUITY FUND	0	58.150	58.150
**D	MACKENZIE GLOBAL SUSTAINABILITY AND IMPACT BALANCED FUND	0	36.158	36.158
**D	MACKENZIE GLOBAL ENVIRONMENTAL EQUITY FUND	0	276.748	276.748
**D	MACKENZIE GLOBAL EQUITY FUND	0	124.216	124.216
**D	MACKENZIE INTERNATIONAL QUANTITATIVE LARGE CAP FUND	0	272.578	272.578
**D	MCGILL UNIVERSITY PENSION FUND	0	27.395	27.395
**D	MCLEAN & PARTNERS GLOBAL EQUITY POOL	0	301.700	301.700
**D	MCKENZIE MAXIMUM DIVERS.ALL WORLD DEVELOPED EX NORTH AMERICA IE	0	468.200	468.200
**D	MACKENZIE INTERNATIONAL EQUITY INDEX ETF	0	16.691	16.691
**D	MACKENZIE INTERNATIONAL EQUITY INDEX ETF	0	14.663	14.663
**D	MACKENZIE MAX DIVERSIFICATION DEVELOPED EUR INDEX ETF	0	12.430	12.430
**D	MACKENZIE MAX DIVERSIFICATION ALL WORLD DEVELOPED IND ETF	0	42.919	42.919
**D	THE PENSION PLAN FOR EMPLOYEES OF MARINE ATLANTIC INC.	0	81.153	81.153
**D	THE GLENCORE CANADIAN PENSION FUNDS TRUST-FOREIGN EQUITY FUND	0	55.200	55.200
**D	NOVA SCOTIA PUBLIC SERVICE SUPERANNUATION FUND	0	495.379	495.379
**D	NOVA SCOTIA TEACHERS' PENSION FUND	0	374.412	374.412
**D	BMO CANADA PENSION PLAN	0	372.314	372.314
**D	BMO CANADA PENSION PLAN	0	22.783	22.783
**D	PURPOSE INTERNATIONAL DIVIDEND FUND	0	176.237	176.237
**D	CCEL DIVERSIFIED INCOME PORTFOLIO	0	8.728	8.728
**D	RENAISSANCE GLOBAL EQUITY PRIVATE POOL	0	4.129	4.129
**D	RENAISSANCE GLOBAL EQUITY PRIVATE POOL	0	4.752	4.752
**D	RENAISSANCE REAL ASSETS PRIVATE POOL	0	394.400	394.400
**D	TD EMERALD INTERNATIONAL EQUITY INDEX FUND	0	1.751.277	1.751.277
**D	TD INTERNATIONAL GROWTH FUND	0	7.474.978	7.474.978
**D	TD INTERNATIONAL INDEX FUND	0	318.786	318.786

86

955

LISTA ESITO DELLE VOTAZIONE

Oggetto: Nomina del Presidente del Consiglio di Amministrazione

FAVOREVOLI

Badge	Ragione Sociale	Proprio	Delega	Totale
**D	TD EUROPEAN INDEX FUND	0	54.252	54.252
**D	TD INTERNATIONAL STOCK FUND	0	1.162.400	1.162.400
**D	TD INTERNATIONAL EQUITY INDEX ETF	0	24.553	24.553
**D	TD Q GLOBAL MULTIFACTOR ETF	0	4.496	4.496
**D	GREYSTONE GLOBAL EQUITY FUND	0	116.887	116.887
**D	GREYSTONE INTERNATIONAL EQUITY FUND	0	1.513.200	1.513.200
**D	GREYSTONE INTERNATIONAL INCOME AND GROWTH FUND	0	183.900	183.900
**D	GREYSTONE INTERNATIONAL EQUITY FUND	0	263.266	263.266
**D	GREYSTONE GLOBAL INCOME AND GROWTH FUND	0	1.452.573	1.452.573
**D	IMPERIAL INTERNATIONAL EQUITY POOL	0	229.619	229.619
**D	IMPERIAL INTERNATIONAL EQUITY POOL	0	104.099	104.099
**D	IMPERIAL INTERNATIONAL EQUITY POOL	0	15.584	15.584
**D	IMPERIAL OVERSEAS EQUITY POOL	0	67.417	67.417
**D	IMPERIAL OVERSEAS EQUITY POOL	0	1.191.507	1.191.507
**D	ONTARIO POWER GENERATION INC	0	167.600	167.600
**D	UNIVERSITY OF GUELPH FOREIGN PROPERTY TRUST	0	66.200	66.200
**D	UNIVERSITY OF GUELPH	0	3.392	3.392
**D	THE MAWANESA MUTUAL INSURANCE COMPANY	0	387.915	387.915
**D	WINDWISE MSCI EAFE INDEX NON-LENDING, FUND FOR EXEMPT ORG.	0	1.954.422	1.954.422
**D	BMO PRIVATE INTERNATIONAL EQUITY PORTFOLIO	0	224.830	224.830
**D	CIBC INTERNATIONAL INDEX FUND	0	50.285	50.285
**D	CIBC EUROPEAN INDEX FUND	0	41.023	41.023
**D	CIBC POOLED INTERNATIONAL EQUITY INDEX FUND	0	65.985	65.985
**D	EUROPEAN DIVIDEND GROWTH FUND	0	213.100	213.100
**D	GLOBAL DIVIDEND GROWTH SPLIT CORP.	0	113.025	113.025
**D	BROMPTON GLOBAL DIVIDEND GROWTHETF	0	40.333	40.333
**D	RENAISSANCE GLOBAL VALUE FUND	0	15.845.811	15.845.811
**D	ALLIANZ GLOBAL INVESTORS FUND	0	200.000	200.000
**D	SK THEMEN	0	400.000	400.000
**D	SK WELT	0	450.000	450.000
**D	SK EUROPA	0	26.127	26.127
**D	ALLIANZ SUISSE - STRATEGY FUND	0	217.100	217.100
**D	METALLENTE FONDS PORTFOLIO	0	62.606	62.606
**D	PREMIUMMANDAT BALANCE	0	100.021	100.021
**D	PREMIUMMANDAT DYNAMIK	0	98.096	98.096
**D	ALLIANZ STIFTUNGSFONDS NACHHALTIGKEIT	0	1.236.652	1.236.652
**D	AZ EURO INVESTMENTS S.A.	0	69.413	69.413
**D	RF RENDITE PLUS	0	3.681.188	3.681.188
**D	AXA WORLD FUNDS	0	849.673	849.673
**D	BLACKROCK STRATEGIC FUNDS	0	555.480	555.480
**D	BLACKROCK GLOBAL INDEX FUNDS	0	194.290	194.290
**D	INDEXIQ	0	43.301	43.301
**D	SERVICED PLATFORM SICAV	0	161.399	161.399
**D	GOLDMAN SACHS FUNDS	0		

ER

956

LISTA ESITO DELLE VOTAZIONE
 Oggetto: Nomina del Presidente del Consiglio di Amministrazione

FAVOREVOLI

Badge	Regione Sociale	Proprio	Delega	Totale
**D	GOLDMAN SACHS FUNDS	0	612.257	612.257
**D	GOLDMAN SACHS FUNDS II	0	101.104	101.104
**D	M&G (LUX) INVESTMENT FUNDS 1	0	1.826.053	1.826.053
**D	INVESTEC GLOBAL STRATEGY FUND	0	5.155.153	5.155.153
**D	ISHARES MSCI EAFE INTERNATIONAL INDEX FUND	0	3.433.611	3.433.611
**D	BLACKROCK UTILITIES INFRASTRUCTURE AND POWER OPPORTUNITIES TRUST	0	2.493.825	2.493.825
**D	ISHARES MSCI ACWI ETF	0	1.848.653	1.848.653
**D	ISHARES MSCI ACWI EX US ETF	0	1.390.169	1.390.169
**D	ISHARES GLOBAL UTILITIES ETF	0	766.559	766.559
**D	ISHARES GLOBAL UTILITIES ETF	0	7.561.039	7.561.039
**D	ISHARES MSCI EUROZONE ETF	0	1.295.558	1.295.558
**D	ISHARES EUROPE ETF	0	29.934.723	29.934.723
**D	ISHARES MSCI EAFE ETF	0	6.597.453	6.597.453
**D	ISHARES MSCI EAFE VALUE ETF	0	27.474	27.474
**D	ISHARES MSCI KOKUSAI ETF	0	12.559.510	12.559.510
**D	ISHARES GLOBAL INFRASTRUCTURE ETF	0	4.913.056	4.913.056
**D	ISHARES INTERNATIONAL SELECT DIVIDEND ETF	0	4.783.190	4.783.190
**D	ISHARE EDGE MSCI MIN VOL EAFE ETF	0	1.779.814	1.779.814
**D	ISHARES CORE MSCI EUROPE ETF	0	24.087	24.087
**D	ISHARES EDGE MSCI INTL VALUE FACTOR ETF	0	2.872.260	2.872.260
**D	ISHARES CORE MSCI EUROPE ETF	0	24.405	24.405
**D	ISHARES EDGE MSCI INTL MOMENTUM FACTOR ETF	0	342.822	342.822
**D	ISHARES EDGE MSCI INTL VALUE FACTOR ETF	0	642.875	642.875
**D	ISHARES EDGE MSCI INTL SIZE FACTOR ETF	0	1.514	1.514
**D	ISHARES INTERNATIONAL DIVIDEND GROWTH ETF	0	159.232	159.232
**D	ISHARES CORE MSCI EAFE IMI INDEX ETF	0	159.178	159.178
**D	ISHARES CORE MSCI EAFE ETF	0	34.912.669	34.912.669
**D	ISHARES CORE MSCI TOTAL INTERNATIONAL STOCK ETF	0	6.598.557	6.598.557
**D	ISHARES CORE MSCI INTERNATIONAL DEVELOPED MARKETS ETF	0	1.346.177	1.346.177
**D	ISHARES CORE MSCI EUROPE IMI INDEX ETF	0	1.334.278	1.334.278
**D	ISHARES INTERNATIONAL FUNDAMENTAL INDEX ETF	0	152.632	152.632
**D	ISHARES GLOBAL MONTHLY DIVIDEND INDEX ETF (CAD-HEDGED)	0	59.981	59.981
**D	CONNECTICUT GENERAL LIFE INSURANCE COMPANY	0	43.111	43.111
**D	BLACKROCK STRATEGIC GLOBAL BONDFUND INC	0	20.448	20.448
**D	TOTAL INTERNATIONAL EX U.S. INDEX MASTER PORTFOLIO OF MASTER INV	0	209	209
**D	INTERNATIONAL TILTS MASTER PORTFOLIO OF MASTER INVESTMENT PORTFO	0	391.548	391.548
**D	PRINCIPAL GLOBAL INVESTORS COLLECTIVE INVESTMENT TRUST	0	61.431	61.431
**D	PRINCIPAL GLOB.INVES. COLLECT INVEST. TRUST INTER.GROWTH EQUITY	0	489.227	489.227
**D	AMERICAN CENTURY ETF TRUST-AVANTIS INTERNATIONAL EQUITY ETF	0	138.238	138.238
**D	XEROX CANADA EMPLOYEES RETIREMENT PLAN	0	131.660	131.660
**D	ABERDEEN GLOBAL INFRASTRUCTURE FUND	0	44.800	44.800
**D	ARROWSTREET GLOBAL EQUITY ACWI TRUST FUND	0	232.100	232.100
**D		0	234.011	234.011

B

PSX

LISTA ESITO DELLE VOTAZIONE

Oggetto: Nomina del Presidente del Consiglio di Amministrazione

FAVOREVOLI

Badge	Ragione Sociale	Proprio	Delega	Totale
**D	ARROWSTREET INTERNATIONAL EQUITY SAFE TRUST FUND	0	599.801	599.801
**D	ARROWSTREET INTERNATIONAL EQUITY ACWI EX US TRUST FUND	0	2.334.381	2.334.381
**D	AMERICAN BUREAU OF SHIPPING	0	6.606	6.606
**D	UNITED TECHNOLOGIES CORPORATION EMPLOYEE SAVINGS PLAN MASTER TRU	0	910.538	910.538
**D	BEAR CREEK INC.	0	48.052	48.052
**D	BROOKFIELD REAL ASSETS HYBRID MASTER FUND L.P. C O MAOLES CORPORATE SERVICES LIMITED	0	52.900	52.900
**D	MERCER DIOCESE OF BROOKLYN GROWTH STRATEGY	0	147.700	147.700
**D	MERCER DIOCESE OF BROOKLYN GROWTH STRATEGY	0	158.091	158.091
**D	MERCER DIOCESE OF BROOKLYN LAY PENSION INVESTMENT TRUST	0	57.900	57.900
**D	MERCER DIOCESE OF BROOKLYN LAY PENSION INVESTMENT TRUST	0	48.415	48.415
**D	MERCER DIOCESE OF BROOKLYN LAY PENSION INVESTMENT TRUST	0	11.500	11.500
**D	COMMONFUND SCREENED GLOBAL EQUITY, LLC	0	1.242.553	1.242.553
**D	AMERICAN FUNDS GLOBAL INSIGHT FUND	0	2.174.615	2.174.615
**D	AMERICAN FUNDS INTERNATIONAL VANTAGE FUND	0	673.318	673.318
**D	XTRACKERS (IE) PUBLIC LIMITED COMPANY	0	971.520	971.520
**D	MICROSOFT CORPORATION SAVINGS PLUS 401(K) PLAN	0	20.863	20.863
**D	ALLIANZGI BEST STYLES GLOBAL MANAGED VOLATILITY PORTFOLIO	0	185.725	185.725
**D	ALLIANZGI NEJ INTERNATIONAL VALUE FUND	0	8.555	8.555
**D	ALLIANZGI GLOBAL NATURAL RESOURCES FUND	0	18.941	18.941
**D	ALLIANZGI GLOBAL DYNAMIC ALLOCATION FUND	0	82.994	82.994
**D	ALLIANZGI BEST STYLES GLOBAL EQUITY FUND	0	290.895	290.895
**D	FEG SELECT	0	564.073	564.073
**D	FEDEX CORPORATION EMPLOYEES PENSION TRUST	0	15.450	15.450
**D	FRANKLIN LIBERTYQT INTERNATIONAL EQUITY INDEX ETF	0	202.850	202.850
**D	FRANKLIN TEMPLETON ETF TRUST - FRANKLIN FTSE EUROPE ETF	0	71.307	71.307
**D	FRANKLIN TEMPLETON ETF TRUST - FRANKLIN FTSE ITALY ETF	0	18.592	18.592
**D	FRANKLIN TEMPLETON ETF TRUST-FRANKLIN LIBERTYQ INT'L EQUITY HEDG	0	6.896	6.896
**D	FRANKLIN TEMPLETON ETF TRUST-FRANKLIN LIBERTYQ GLOBAL EQUITY ETF	0	106.671	106.671
**D	FRANKLIN FTSE EUROPE EX U.K. INDEX ETF	0	4.041	4.041
**D	FRANKLIN TEMPLETON ETF TRUST - FRANKLIN FTSE EUROPE HEDGED ETF	0	4.089	4.089
**D	HARBOR ROBECO INTERNATIONAL CONSERVATIVE EQUITIES FUND	0	2.082	2.082
**D	HARBOR ROBECO GLOBAL CONSERVATIVE EQUITIES FUND	0	439.605	439.605
**D	GUARDIAN GLOBAL UTILITIES VIP FUND	0	525.376	525.376
**D	GUARDIAN INTERNATIONAL VALUE VIP FUND	0	58.163	58.163
**D	THE GENERAL MOTORS CANADA HOURLY PLAN TRUST	0	26.183	26.183
**D	JOHN HANCOCK WORLDWIDE INVESTORS PUBLIC LIMITED COMPANY.	0	27.399	27.399
**D	HAND COMPOSITE EMPLOYEE BENEFIT TRUST	0	13.268	13.268
**D	PINCO BALANCED INCOME FUND (CANADA)	0	4.014	4.014
**D	HARTFORD MULTI-ASSET INCOME FUND	0	219.126	219.126
**D	THE HARTFORD BALANCED FUND	0	102.563	102.563
**D	THE HARTFORD GLOBAL REAL ASSET FUND	0	8.712.341	8.712.341
**D	AMERICAN FUNDS INSURANCE SERIES GROWTH INCOME FUND	0	56.826.957	56.826.957
**D	AMERICAN FUNDS FUNDAMENTAL INVESTORS	0	24.000.000	24.000.000
**D	AMERICAN FUNDS INSURANCE SERIESASSET ALLOCATION FUND	0		

PS8

89

LISTA ESITO DELLE VOTAZIONE
 Oggetto: Nomina del Presidente del Consiglio di Amministrazione

FAVOREVOLI

Badge	Ragione Sociale	Proprio	Delega	Totale
**D	AMERICAN FUNDS INSURANCE SERIES GLOBAL GROWTH AND INCOME FUND	0	3.539.000	3.539.000
**D	AMERICAN FUNDS INSURANCE SERIESGLOBAL BALANCED FUND	0	88.100	88.100
**D	AMERICAN FUNDS INSURANCE SERIES CAPITAL INCOME BUILDER	0	2.264.384	2.264.384
**D	AMERICAN GROUP GLOBAL GROWTH COMMON TRUST (US)	0	1.531	1.531
**D	CAPITAL GROUP INTERNATIONAL GROWTH COMMON TRUST (US)	0	4.546	4.546
**D	CAPITAL GROUP US GROWTH AND INCOME COMMON TRUST (US)	0	435.761	435.761
**D	CAPITAL GROUP US GROWTH AND INCOME COMMON TRUST (US)	0	1.410.789	1.410.789
**D	ROCHE U.S. RETIREMENT PLANS MASTER TRUST	0	160.038	160.038
**D	ROCHE U.S. RETIREMENT PLANS MASTER TRUST	0	1.575.638	1.575.638
**D	HEALTHONE	0	17.700	17.700
**D	HERITAGE AND STABILISATION FUND	0	20.551	20.551
**D	BROOKFIELD GLOBAL REAL ASSET FUND	0	1.266.578	1.266.578
**D	GLOBAL MULTI ASSET STRATEGY FUND	0	1.178.842	1.178.842
**D	WILLIAM BLAIR INTERNATIONAL GROWTH FUND	0	765.913	765.913
**D	WILLIAM BLAIR INSTITUTIONAL INTERNATIONAL GROWTH FUND	0	2.364	2.364
**D	WILLIAM BLAIR COLLECTIVE INVESTMENT TRUST	0	141.632	141.632
**D	WILLIAM BLAIR SYSTEMATIC INTERNATIONAL ALL CAP CORE FUND LLC	0	5.284	5.284
**D	KAISER FOUNDATION HEALTH PLAN INC RETIREE HEALTH AND WELFARE PLA	0	42.448	42.448
**D	FIRST CHURCH OF CHRIST SCIENTIST	0	1.659.094	1.659.094
**D	FIRST CHURCH OF CHRIST SCIENTIST	0	183.892	183.892
**D	LAZARD/WILMINGTON INTERNATIONAL EQUITY COLLECTIVE TRUST	0	110	110
**D	LAZARD/WILMINGTON COLLECTIVE TRUST	0	2.872.523	2.872.523
**D	JANUS CAPITAL MANAGEMENT LLC	0	32.587	32.587
**D	JOHNSON AND JOHNSON PENSION SAVINGS PLANS MASTER TRUST	0	9.833	9.833
**D	INTESCO MULTI SERIES FUNDS-INVESCO GLOBAL TARGETED RETURNS FUND	0	1.479	1.479
**D	INTECH GLOBAL ALL COUNTRY ENHANCED INDEX FUND LLC	0	38.219	38.219
**D	SUNAMERICA SERIES TRUST-SA LEGG MASON TACTICAL OPPORTUNITIES PO	0	55.309	55.309
**D	SEASONS SERIES TRUST SA PUTNAM ASSET ALLOCATION DIVERSIFIED GROW	0	812	812
**D	SUNAMERICA SERIES TRUST SA JPM DIVERSIFIED BALANCED PORTFOLIO	0	64.005	64.005
**D	SUNAMERICA SERIES TRUST-SA GOLDMAN SACHS MULTI-ASSET INSIGHT PRI	0	20.926	20.926
**D	SEASONS SERIES TRUST SA MULTI-MANAGED INTERNATIONAL EQUITY PORTE	0	14.755	14.755
**D	SUNAMERICA SERIES TRUST SA BLACKROCK VCP GLOBAL MULTI ASSET PORT	0	267.270	267.270
**D	SUNAMERICA SERIES TRUST-SA SCHROEDERS VCP GLOBAL ALLOCATION PORT	0	121.171	121.171
**D	SUNAMERICA SERIES TRUST - SA INTERNATIONAL INDEX PORTFOLIO	0	20.783	20.783
**D	DWS GLOBAL INCOME BUILDER FUND	0	233.262	233.262
**D	DWS GLOBAL INCOME BUILDER VIP	0	2.083.135	2.083.135
**D	KP INTERNATIONAL EQUITY FUND	0	2.128.196	2.128.196
**D	KANSAS PUBLIC EMPLOYEES RETIREMENT SYSTEM	0	71.740	71.740
**D	KANSAS PUBLIC EMPLOYEES RETIREMENT SYSTEM	0	19.400	19.400
**D	CAYMAN ISLANDS CHAMBER OF COMMERCE PENSION FUND	0	721.052	721.052
**D	COUNTY OF LOS ANGELES DEFERRED COMPENSATION AND THRIFT PLAN	0	3.017.144	3.017.144
**D	LVIP BLACKROCK GLOBAL ALLOCATION FUND	0	1.821.236	1.821.236
**D	LVIP MONDRIAN INTERNATIONAL VALUE FUND	0		
**D	LVIP SSGA INTERNATIONAL INDEX FUND	0		

EP

PSP

LISTA ESITO DELLE VOTAZIONE
 Oggetto: Nomina del Presidente del Consiglio di Amministrazione

FAVOREVOLI

Badge	Ragione Sociale	Proprio	Delega	Totale
**D	COUNTY OF LOS ANGELES SAVINGS PLAN D THRIFT PLAN	0	3.800	3.800
**D	RHUMBLINE INTERNATIONAL POOLED INDEX TRUST	0	155.397	155.397
**D	STICHTING PENSIOENFONDS WOMEN	0	203.705	203.705
**D	STICHTING PENSIOENFONDS PGB MANNUMERIC-GLOBAL DEVELOPED MULTI FACTOR	0	1.361.957	1.361.957
**D	CIDEL INTERNATIONAL EQUITY FUND	0	28.066	28.066
**D	CIDEL BANK AND TRUST INC. CIDELPL	0	1.905	1.905
**D	CIDEL TRUST COMPANY	0	32.770	32.770
**D	CITY UNIVERSITY OF NEW YORK	0	11.549	11.549
**D	ABERDEEN GLOBAL ABSOLUTE RETURNSTR	0	15.737	15.737
**D	LAZARD INTERNATIONAL EQUITY (CANADA) FUND	0	57.426	57.426
**D	MAINSTAY CBRE GLOBAL INFRASTRUCTURE	0	1.277.877	1.277.877
**D	AB INTERNATIONAL STRATEGIC EQUITIES HARVESTING SERIES	0	232.340	232.340
**D	NUVEEN WINSLOW INTERNATIONAL LARGE CAP FUND	0	6.536	6.536
**D	NUVEEN REAL ASSET INCOME FUND	0	2.507.988	2.507.988
**D	NUVEEN REAL ASSET INCOME AND GROWTH FUND	0	685.500	685.500
**D	TALCOTT RESOLUTION LIFE INSURANCE COMPANY	0	64.647	64.647
**D	TEXAS MUNICIPAL RETIREMENT SYSTEM	0	1.126.492	1.126.492
**D	TEXAS MUNICIPAL RETIREMENT SYSTEM	0	486.319	486.319
**D	NBI GLOBAL REAL ASSETS INCOME ETF	0	350.696	350.696
**D	BURROUGHS WELLCOME FUND	0	96.454	96.454
**D	CITY OF NEW YORK GROUP TRUST	0	3.182.542	3.182.542
**D	ORIGIN INTERNATIONAL EQUITY FUND	0	52.000	52.000
**D	FIDELITY COMMONWEALTH TRUST II: FIDELITY INT'L ENHANCED INDEX FD	0	1.590.455	1.590.455
**D	FIDELITY COVINGTON TRUST: FIDELITY INTL VALUE FACTOR ETF	0	22.900	22.900
**D	FIDELITY COVINGTON TRUST: FIDELITY TARGETED INTL FACTOR ETF	0	15.952	15.952
**D	FIDELITY COVINGTON TRUST: FIDELITY TARGETED INTL FACTOR ETF	0	739.333	739.333
**D	PIMCO RAE INTERNATIONAL FUND LLC	0	157.805	157.805
**D	PIMCO EQUITY SERIES: PIMCO DIVIDEND AND INCOME FUND	0	1.163.100	1.163.100
**D	PIMCO EQUITY SERIES: PIMCO RAE INTERNATIONAL FUND	0	188.779	188.779
**D	MAS PENSION SIEFORE BASICA 60-64 SA DE C.V.	0	123.282	123.282
**D	MAS PENSION SIEFORE BASICA 65-69, SA DE C.V.	0	116.128	116.128
**D	MAS PENSION SIEFORE BASICA 70-74, SA DE C.V.	0	107.325	107.325
**D	MAS PENSION SIEFORE BASICA 75-79 SA DE C.V.	0	163.853	163.853
**D	MAS PENSION SIEFORE BASICA 80-84, SA. DE C.V.	0	134.553	134.553
**D	MAS PENSION SIEFORE BASICA 85-89 SA DE C.V.	0	58.498	58.498
**D	MAS PENSION SIEFORE BASICA 90-94, SS DE C.V.	0	129.377	129.377
**D	PFM MULTI-MANAGER SERIES TRUST - PFM MULTI-MANAGER INTERNATIONAL	0	55.281	55.281
**D	PFM MULTI-MANAGER SERIES TRUST - PFM MULTI-MANAGER INTERNATIONAL	0	1.571.425	1.571.425
**D	ARROWSTREET (CANADA) GLOBAL ALL-COUNTRY FUND I	0	622.476	622.476
**D	ARROWSTREET (CANADA) GLOBAL ALL-COUNTRY FUND II	0	136.048	136.048
**D	ARROWSTREET (CANADA) INTERNATIONAL DEVELOPED MARKET EX US FUND I	0	358.255	358.255
**D	ARROWSTREET (CANADA) GLOBAL WORLD FUND I	0	15.868	15.868
**D	PUTNAM WORLD TRUST	0	15.805	15.805
**D	PES-PIMCO RAFI DYNAMIC MULTI-FACTOR INTERNATIONAL EQUITY ETF	0	15.805	15.805

960

ET

LISTA ESITO DELLE VOTAZIONE
 Oggetto: Nomina del Presidente del Consiglio di Amministrazione

FAVOREVOLI

Badge	Ragione Sociale	Proprio	Delega	Totale
**D	INTEL CORPORATION RETIREE MEDICAL PLAN TRUST	0	84.567	84.567
**D	ALASKA COMMON TRUST FUND	0	315.882	315.882
**D	RUSSELL INVESTMENTS INSTITUTIONAL FUNDS, LLC INTERNATIONAL EQUIT	0	254.601	254.601
**D	RUSSELL INVESTMENTS INSTITUTIONAL FUNDS, LLC GLOBAL LISTED INFRA	0	693.266	693.266
**D	RUSSELL INVESTMENTS INSTITUTIONAL FUNDS, LLC GLOBAL EQUITY PLUS	0	11.165	11.165
**D	RUSSELL INVESTMENTS INSTITUTIONAL FUNDS, LLC GLOBAL EQUITY PLUS	0	181.067	181.067
**D	SSGA MSCI ACWI EX-USA INDEX NON-LENDING DAILY TRUST	0	61.161	61.161
**D	SERVICES GROUP OF AMERICA INC	0	343.056	343.056
**D	STANDARD LIFE INVESTMENTS GLOBAL ABSOLUTE RETURN STRATEGIES MAST	0	268.444	268.444
**D	WILMINGTON TRUST COLLECTIVE INVESTMENT TRUST	0	9.253	9.253
**D	WILMINGTON TRUST COLLECTIVE INVESTMENT TRUST	0	526.863	526.863
**D	ROMAN CATHOLIC BISHOP OF SPRINGFIELD A CORPORATION SOLE	0	8.820	8.820
**D	INTEL RETIREMENT PLANS COLLECTIVE INVESTMENT TRUST	0	127.406	127.406
**D	INTEL RETIREMENT PLANS COLLECTIVE INVESTMENT TRUST	0	601.258	601.258
**D	TJ-NONQUALIFIED, LLC	0	6.114.351	6.114.351
**D	TENNESSEE CONSOLIDATED RETIREMENT SYSTEM	0	113.940	113.940
**D	TENNESSEE CONSOLIDATED RETIREMENT SYSTEM	0	111.556	111.556
**D	TJ-QUALIFIED, LLC	0	504.346	504.346
**D	VANGUARD FTSE DEVELOPED EUROPE ALL CAP INDEX ETF	0	42.381	42.381
**D	VANGUARD FTSE DEVELOPED ALL CAP EX NORTH AMERICA INDEX ETF	0	4.088	4.088
**D	VANGUARD DEVELOPED ALL-CAP EX NORTH AMERICA EQUITY INDEX POOLED	0	13.189	13.189
**D	VANGUARD GLOBAL MOMENTUM FACTOR ETF	0	851.869	851.869
**D	VANGUARD FTSE DEVELOPED EX NORTH AMERICA HIGH DIVIDEND YIELD IND	0	130.720	130.720
**D	VANGUARD FTSE DEVELOPED EX NORTH AMERICA HIGH DIVIDEND YIELD IND	0	834.000	834.000
**D	CAPITAL GROUP INTERNATIONAL EQUITY FUND (CANADA)	0	134.062	134.062
**D	CAPITAL GROUP CANADIAN FOCUSED EQUITY FUND (CANADA)	0	59.200	59.200
**D	CAPITAL GROUP GLOBAL BALANCED FUND (CANADA)	0	1.405.800	1.405.800
**D	CAPITAL GROUP CAPITAL INCOME BUILDER (CANADA)	0	447.698	447.698
**D	WELLS FARGO DIVERSIFIED INTERNATIONAL FUND	0	1.973.223	1.973.223
**D	WELLS FARGO MASTER TRUST INTERNATIONAL VALUE PORTFOLIO	0	115.966	115.966
**D	WELLS FARGO FACTOR ENHANCED INTERNATIONAL PORTFOLIO	0	15.289	15.289
**D	WELLS FARGO BK DECL OF TRUST ESTABL INVEST FUNDS EMPLOYEE BEN TR	0	6.838.867	6.838.867
**D	WELLS FARGO BK DECL OF TRUST ESTABL INVEST FUNDS EMPLOYEE BEN TR	0	2.800.714	2.800.714
**D	WELLS FARGO BK DECL OF TRUST ESTABL INVEST FUNDS EMPLOYEE BEN TR	0	50.029.780	50.029.780
**D	WILMINGTON TRUST COLLECTIVE INVESTMENT TRUST	0	378.100	378.100
**D	VANGUARD ENERGY FUND	0	600.413	600.413
**D	VANGUARD TOTAL WORLD STOCK INDEX FUND	0	325.353	325.353
**D	VANGUARD DEVELOPED MARKETS INDEX FUND	0	20.943	20.943
**D	THE METHODIST HOSPITAL	0	12.144	12.144
**D	HC CAPITAL TRUST- THE INSTITUTIONAL INTERNATIONAL EQUITY PORTFOL	0	43.303	43.303
**D	HC CAPITAL TRUST- THE INSTITUTIONAL INTERNATIONAL EQUITY PORTFOL	0	199.184	199.184
**D	HC CAPITAL TRUST - THE ESG GROWTH PORTFOLIO	0	256.063	256.063
**D	HC CAPITAL TRUST- THE CATHOLIC SRI GROWTH PORTFOLIO	0	274.787	274.787
**D	ARKWRIGHT, LLC	0		
**D	HC CAPITAL TRUST - THE INTERNATIONAL EQUITY PORTFOLIO	0		
**D	INTERNATIONAL MONETARY FUND	0		
**D	INTERNATIONAL MONETARY FUND	0		

EH

96

LISTA ESITO DELLE VOTAZIONE

Oggetto: Nomina del Presidente del Consiglio di Amministrazione

FAVOREVOLI

Badge	Ragione Sociale	Proprio	Delega	Totale
**D	POTNAM VARIABLE TRUST - POTNAM VT GLOBAL ASSET ALLOCATION FUND	0	16.374	16.374
**D	POTNAM DYNAMIC ASSET ALLOCATION GROWTH FUND	0	363.625	363.625
**D	POTNAM DYNAMIC ASSET ALLOCATION BALANCED FUND	0	244.514	244.514
**D	POTNAM DYNAMIC ASSET ALLOCATION CONSERVATIVE FUND	0	84.072	84.072
**D	POTNAM TOTAL RETURN TRUST	0	28.052	28.052
**D	POTNAM RETIREMENT ADVANTAGE GAA GROWTH PORTFOLIO	0	298.672	298.672
**D	POTNAM RETIREMENT ADVANTAGE GAA BALANCE PORTFOLIO	0	165.545	165.545
**D	POTNAM RETIREMENT ADVANTAGE GAA CONSERVATIVE PORTFOLIO	0	45.497	45.497
**D	POTNAM RETIREMENT ADVANTAGE GAA CONSERVATIVE PORTFOLIO	0	46.565	46.565
**D	POTNAM RETIREMENT ADVANTAGE GAA INCOME STRATEGIES PORTFOLIO	0	91.135	91.135
**D	POTNAM RETIREMENT ADVANTAGE GAA EQUITY PORTFOLIO	0	20.271	20.271
**D	POTNAM TOTAL RETURN FUND, LLC	0	39.720	39.720
**D	THE STATE OF NEVADA	0	10.323	10.323
**D	POTNAM DYNAMIC ASSET ALLOCATION EQUITY FUND	0	8.592	8.592
**D	COHEN & STEERS REAL ASSETS FUND, INC	0	1.984.266	1.984.266
**D	COHEN & STEERS INFRASTRUCTURE FUND, INC.	0	211.790	211.790
**D	COHEN & STEERS GLOBAL INFRASTRUCTURE FUND, INC	0	6.698	6.698
**D	COHEN & STEERS ALTERNATIVE INCOME FUND, INC	0	509	509
**D	COHEN & STEERS, INC.	0	165.645	165.645
**D	INTERNATIONAL MONETARY FUND	0	5.915.401	5.915.401
**D	THORNBURG INTERNATIONAL VALUE FUND	0	37.943.171	37.943.171
**D	THORNBURG INVESTMENT INCOME BUILDER FUND	0	267.133	267.133
**D	THORNBURG BETTER WORLD INTERNATIONAL FUND	0	26.015	26.015
**D	CANADA PENSION PLAN INVESTMENT BOARD	0	15.810	15.810
**D	MUSASHI SMART PREMIA FUND	0	17.889	17.889
**D	ALLIANCEBERNSTEIN INTERNATIONAL ALL-COUNTRY PASSIVE SERIES	0	2.695.950	2.695.950
**D	ALLIANCEBERNSTEIN EUROPEAN OPPORTUNITIES SERIES	0	100.434	100.434
**D	TMCT, LLC	0	123.868	123.868
**D	TMCT II	0	50.796	50.796
**D	MCIC VERMONT A RECIPROCAL RISK RETENTION GROUP	0	1.185.066	1.185.066
**D	ALLIANCEBERNSTEIN DELAWARE BUSINESS TRUST - AB INTERNATIONAL STRATEGIC EQUITIES SERIES	0	5.791.206	5.791.206
**D	AB GLOBAL RESEARCH INSIGHTS SERIES	0	1.504.660	1.504.660
**D	ALLIANCEBERNSTEIN DELAWARE BUSINESS TRUST-AB GLOBAL RESEARCH INSIGHTS SERIES II	0	937.286	937.286
**D	LAZARD INTERNATIONAL STRATEGIC EQUITY TRUST	0	387.602	387.602
**D	LAZARD INTERNATIONAL EQUITY TRUST	0	16.030	16.030
**D	HOEHL FAMILY PARTNERS I LLC	0	6.297	6.297
**D	IRR TRUST OF ELIZABETH M. WEBSTER ROCKEFELLER TRUST COMPANY (DELAWARE)	0	18.066	18.066
**D	JAMES E. GRIFFITH FAMILY TRUST DTD9/30/1977	0	4.195	4.195
**D	FERDINAND COLLOREDO-MANSFELD 2001 CHARITABLE REMAINDER UNITRUST	0	1.769	1.769
**D	ANNE E. PENFIELD 1999 IRREVOCABLE TRUST	0	2.171	2.171
**D	FRANZ F. COLLOREDO-MANSFELD 1999 IRREVOCABLE TRUST	0	1.758	1.758
**D	RUDOLF J. COLLOREDO-MANSFELD 1999 IRREVOCABLE TRUST	0	44.341	44.341
**D	TRUST FOR MUTUAL UNDERSTANDING	0	178.916	178.916
**D	TRUST U/W JOHN D. ROCKEFELLER EBOELIZABETH STRONG-CUEVAS	0		

962

LISTA ESITO DELLE VOTAZIONE
 Oggetto: Nomina del Presidente del Consiglio di Amministrazione

FAVOREVOLI

Badge	Ragione Sociale	Proprio	Delega	Totale
**D	THE FREEBAIN CHARITABLE LEAD ANNUITY TRUST	0	6.922	6.922
**D	PALOMA RHEEM INVESTMENTS	0	81.022	81.022
**D	TRUST U/W MALINDA M. MENOTTI	0	4.155	4.155
**D	TR. B FBO DESCEN OF A MAUZR B FBO DESCENDANTS ABBY R. MAUZE,E	0	86.505	86.505
**D	MAC STEMBERG IRREVOCABLE TRUST	0	7.324	7.324
**D	THOMAS G. STEMBERG LIMITED	0	21.955	21.955
**D	THE ROSEAM 2009 TRUST	0	5.398	5.398
**D	J.H. WADE FAMILY TRUST	0	104.283	104.283
**D	J.H. WADE LONG FAMILY TRUST	0	57.139	57.139
**D	J.H. WADE LONG GST TRUST	0	7.499	7.499
**D	W.H. VANDERBILT TRUST F/B/O EMILY	0	5.595	5.595
**D	ELLERY SEDGWICK JR GRANCHILDRENS TR C/O THE ROCKEFELLER TRUST CO (DE)	0	7.976	7.976
**D	ASHFORTH PROPERTIES INC.	0	10.678	10.678
**D	ELLERYSEDGWICK	0	12.056	12.056
**D	ELLERY WATKINS SEDGWICK TRUST	0	8.791	8.791
**D	ELIZABETH SERGEANT SEDGWICK TRUST	0	8.824	8.824
**D	ELLERY SEDGWICK, III TRUST	0	15.017	15.017
**D	GEORGE AND MARGARET MCNEILL TIC	0	13.350	13.350
**D	MCNEILL GROUP, LTD	0	23.509	23.509
**D	MCNEILL CHARITABLE FOUNDATION	0	10.813	10.813
**D	THEODORE SEDGWICK MASTER TRUST	0	30.750	30.750
**D	ELLERY SEDGWICK III MASTER TRUST	0	39.809	39.809
**D	GST NON EXEMPT TRUST FBO WILLIAM	0	11.395	11.395
**D	GST NON EXEMPT TRUST FBO ELIZA O.	0	11.393	11.393
**D	GST NON EXEMPT TRUST FBO K. KLEMENTIS	0	11.395	11.395
**D	ARTICLE 9 TRUST U/W GLADYS T PERKINS	0	16.661	16.661
**D	RICHARD S. PERKIN TRUST FBO WINNIE PERKIN GRAY	0	16.321	16.321
**D	TRUST 10/18/99 FBO ELIZA MILTONO'NEILL	0	50.017	50.017
**D	KALYNDA R. KLEMENTIS TRUST	0	37.732	37.732
**D	TRUST 05/15/79 MARILYN M. SIMPSON F/B/O KALYNDA KLEMENTIS	0	7.247	7.247
**D	TR. B FBO ABBY R SIMPSON TR B 8/03/60 FBO ABBY R. SIMPSON C/O THE ROCKEFELLER TRUST COMPANY	0	38.423	38.423
**D	CHARITABLE TRUST ART. NINTH U/W	0	61.280	61.280
**D	TRUST 12/30/59 F/B/O DESCENDANTS OF JOHN D. ROCKEFELLER 3RD	0	91.804	91.804
**D	TRUST U/A 4/1/93 F/B/O SANDRA FERR	0	71.632	71.632
**D	THE HOPI TRIBE	0	13.276	13.276
**D	EDWARD JOHN NOBLE FOUNDATION, INC	0	60.794	60.794
**D	THE FREEMAN FOUNDATION	0	597.573	597.573
**D	RCB INVESTMENT PARTNERS LLC	0	25.640	25.640
**D	WIN PROPERTIES	0	22.682	22.682
**D	THE STARR FOUNDATION	0	339.167	339.167
**D	BROOKLYN PUBLIC LIBRARY	0	13.851	13.851
**D	BRETT CARR UNITRUST	0	8.234	8.234
**D	JAMES NEWHOUSE ISSUE GST EXEMPT	0	8.480	8.480

EM

963

LISTA ESITO DELLE VOTAZIONE
 Oggetto: Nomina del Presidente del Consiglio di Amministrazione

FAVOREVOLI

Badge	Ragione Sociale	Proprio	Delega	Totale
**D	JAMES B. ORTHWEIN RES TR FBO ROMAL	0	48.826	48.826
**D	LOBB ARTICLE THREE TRUST	0	27.737	27.737
**D	JAMES L. LOEB 1965 TRUST FBO JAMES L. JR	0	8.281	8.281
**D	LOBB FAMILY INVESTMENTS, LP	0	46.866	46.866
**D	JAMES L. LOEB 1962 TRUST FBO ELIZABETH FRIEDMAN	0	8.896	8.896
**D	DOUGLAS NEWHOUSE ISSUE GST	0	10.678	10.678
**D	DOUGLAS NEWHOUSE HOLLY BANNISTER	0	17.260	17.260
**D	ELEBAN, L.L.C.	0	50.421	50.421
**D	TRUST B FBO RODMAN C. ROCKEFELLER	0	23.926	23.926
**D	TRUST 05/24/51 FBO ANN R. ROBERTS	0	12.479	12.479
**D	TR. B FBO SONS OF NELSON A ROCKEFELLER	0	22.717	22.717
**D	TR B 5/24/51 FBO MARY R MORGAN	0	14.439	14.439
**D	TRUST 11/04/64 FBO NELSON A. ROCKEFELLER, JR.	0	48.234	48.234
**D	TRUST 05/23/67 FBO MARK F. ROCKEFELLER	0	49.204	49.204
**D	TR B 10/20/76 N A ROCKEFELLER M F ROCKEFELLER CO., INC.	0	101.674	101.674
**D	TRUST 12/31/69 FBO DESCENDANTS OF LAURANCE S. ROCKEFELLER	0	141.518	141.518
**D	JAMES F. SULLIVAN 2006 MARITAL TRUST	0	73.869	73.869
**D	THE ANNA SHIELDS HAMLET 1967 TRUST	0	16.703	16.703
**D	THE BITTINGER FOUNDATION, INC.	0	7.255	7.255
**D	THE TRUSTEES OF THE DIOCESE OF SOUTH OHIO	0	18.083	18.083
**D	LARRY AND WENDY'S DESCENDANTS TRUST	0	3.734	3.734
**D	THE KRIMENDAHL/SAINT-AMAND FOUNDATION	0	11.261	11.261
**D	TRUST 12/16/76 FBO DESCENDANTS OF WINTHROP P. ROCKEFELLER	0	141.107	141.107
**D	INFINITY THREE TRUST	0	11.057	11.057
**D	RED RIVER FAMILY NON-EXEMPT TRUST	0	21.236	21.236
**D	LAWRENCE V. RAWL FAMILY TRUST	0	13.319	13.319
**D	ART 4 DESCENDANT TR/KELLY GUZIEJK	0	21.518	21.518
**D	KELLY R GUZIEJKA FAMILY TRUST	0	13.275	13.275
**D	1998 KELLY R. GUZIEJKA FAMILY TRUS	0	11.784	11.784
**D	KELLY R. GUZIEJKA REVOCABLE TRUST	0	9.896	9.896
**D	MARITAL TRUST U/A SIXTH OF R.G. ROCKEFELLER	0	26.321	26.321
**D	ROCKEFELLER - KING FAMILY 2012	0	10.200	10.200
**D	LIBRA FUND, LIMITED PARTNERSHIP	0	135.183	135.183
**D	LIBRA FUND QP, LP	0	207.186	207.186
**D	RFS OPCO LLC	0	6.151	6.151
**D	ROCKEFELLER GLOBAL EQUITY FUND II OP LP	0	506.542	506.542
**D	ROCKEFELLER GLOBAL EQUITY FUND II LP	0	185.978	185.978
**D	ROCKEFELLER BALANCED FUND, L.P.	0	403.727	403.727
**D	ROCKEFELLER GLOBAL EQ DIV YIELD	0	201.318	201.318
**D	ROCKEFELLER GLOBAL DIVIDEND GROWTH	0	177.952	177.952
**D	ROCKEFELLER GLOBAL EQUITY FUND I, L.	0	192.531	192.531
**D	ROCKEFELLER GLOBAL EQUITY FUND III	0	1.126.760	1.126.760
**D	ROCKEFELLER INTERNATIONAL EQUITY FUN	0	408.628	408.628

EP

964

LISTA ESITO DELLE VOTAZIONE
 Oggetto: Nomina del Presidente del Consiglio di Amministrazione

FAVOREVOLI

Badge	Regione Sociale	Proprio	Delega	Totale
**D	THE THOMPSON FAMILY FOUNDATION	0	84.965	84.965
**D	GARVIN NON-EXEMPT TR UN ANNE F.:70E::REGI//GARVIN	0	29.417	29.417
**D	MMR ENTERPRISES INC	0	4.511	4.511
**D	TENEDORA SELECTA, S.A.	0	4.866	4.866
**D	LOGISTICS DEVELOPMENT, INC	0	4.496	4.496
**D	THE HARLAN E. ANDERSON FOUNDATION	0	15.693	15.693
**D	THE BRIAN A. ANDERSON TRUST - 1976	0	13.924	13.924
**D	ALEC FREEMAN 2013 GST TRUST	0	3.758	3.758
**D	COLIN FREEMAN 2013 GST TRUST	0	3.758	3.758
**D	MARITAL TRUST UNDER STEVEN K. SYDNESS	0	23.265	23.265
**D	LISA H SYDNESS REVOCABLE TRUST	0	7.818	7.818
**D	THE EYE EAR FOUNDATION OF PITTSBURGH	0	25.250	25.250
**D	VICTORIA CORP	0	41.779	41.779
**D	ACUERDO HOLDINGS INC	0	13.838	13.838
**D	TUK GLOBAL LTD	0	1.796	1.796
**D	PAX TRADING CORP	0	20.286	20.286
**D	PUITO HOLDINGS INC.	0	3.490	3.490
**D	THE ANNA SHIELDS HAMLET 1963 TRUST	0	6.551	6.551
2	COMPUTERSHARE SPA RAPPRESENTANTE DESIGNATO QUALE DELEGATO 135-UNDECIES TUF IN PERSONA DI ENRICO MONICELLI	0	0	0
**D	CASSA NAZIONALE DI PREVIDENZA E ASSISTENZA FORENSE	0	52.417.000	52.417.000
3	COMPUTERSHARE SPA RAPPRESENTANTE DESIGNATO QUALE DELEGATO /SUBDELEGATO 135-NOVIES IN PERSONA DI ENRICO MONICELLI	0	0	0
**D	MINISTERO DELL'ECONOMIA E DELLE FINANZE	0	2.397.856.331	2.397.856.331
**D	HC RENTE	0	75.656	75.656
**D	SIEMENS-FONDS SIEMENS-RENTE	0	1.569.419	1.569.419
**D	SIEMENS DC BALANCED	0	44.012	44.012
***	SARDOC STEFANIA	0	1.000	1.000
Totale voti			7.084.693.677	
Percentuale votanti %			98,382272	
Percentuale Capitale %			69,685421	

965

EPA

LISTA ESITO DELLE VOTAZIONE
 Oggetto: Nomina del Presidente del Consiglio di Amministrazione

CONTRARI

Badge	Ragione Sociale	Proprio	Delega	Totale
1	COMPUTERSHARE SPA RAPPRESENTANTE DESIGNATO QUALE SUBDELEGATO 135-NOVIES (ST.TREVISAN) IN PERSONA DI ENRICO MONICELLI	0	0	0
**D	CATHOLIC INVESTOR INTERNATIONAL EQUITY F	0	167.500	167.500
**D	WHOLESALE UNIT TRUST GLOBAL SHARES F 3	0	17.936	17.936
**D	LBPAM ISR AVENIR EURO	0	39.499	39.499
**D	FCP LBPAM ACTIONS VALUE EURO	0	4.379.001	4.379.001
**D	LBPAM ACTIONS EURO LARGE CAP	0	902.912	902.912
**D	LBPAM IRC ACTIONS ISR	0	977.402	977.402
**D	FCP LBPAM DIVERSIFIE FOCUS OBLIG 3 5	0	82.666	82.666
**D	FCP LBPAM ACTIONS CROISSANCE EURO	0	2.450.128	2.450.128
**D	FCP LBPAM IRC ACTIONS EURO MIN VAR	0	220.825	220.825
**D	FCP TOCQUEVILLE DIVIDENDE	0	230.000	230.000
**D	FCP TOCQUEVILLE VALUE EUROPE	0	1.330.000	1.330.000
**D	TOCQUEVILLE MEGATRENDS ISR	0	137.277	137.277
**D	RAVGDT DIVERSIFIE II LBPAM	0	235.333	235.333
**D	METROPOLITAN WATER RECLAMATION DISTRICT RETIREMENT FUND	0	41.701	41.701
**D	AB FOODS HEXAVEST	0	62.862	62.862
**D	RZSFL501 GLOBAL EO HEXEVEST	0	142.217	142.217
**D	LA BANQUE POSTALE ASSET MANAGE	0	93.094	93.094
**D	LA BANQUE POSTALE PREVOYANCE	0	181.000	181.000
**D	LBPAM STRATEGIE PEA 1	0	63.575	63.575
**D	LBPAM ACTIONS EUROPE	0	265.098	265.098
**D	TONI ACTIONS 100	0	369.396	369.396
**D	VIVACCIO ACTIONS	0	2.446.984	2.446.984
**D	LBPAM ACTIONS MONDE	0	548.346	548.346
**D	LBPAM ACTIONS INDICE EURO	0	1.196.587	1.196.587
**D	LBPAM ACTIONS 80	0	306.346	306.346
**D	LBPAM ACTIONS EUROPE MONDE	0	204.061	204.061
**D	LBPAM ACTIONS EUROPE 50	0	192.864	192.864
**D	LBPAM STRATEGIE PEA 2	0	77.622	77.622
**D	LBPAM ACTIONS OPTI INDICE EURO	0	43.225	43.225
**D	CNP TOCQUEVILLE VALUE EUROPE ISR	0	1.054.753	1.054.753
**D	LBPAM ACTIONS EURO FOCUS EMERGENT	0	343.411	343.411
**D	LA BANQUE POSTALE ASSET MANAGEMENT	0	8.485	8.485
**D	INTERVENTURE EQUITY INVESTMENTS LIMITED	0	44.290	44.290
**D	LOCKHEED MARTIN CORPORATION MASTER RETIREMENT TRUST	0	24.653	24.653
**D	COLONIAL FIRST STATE	0	123.528	123.528
**D	EATON VANCE INTERNATIONAL (IRELAND)	0	7.377	7.377
**D	REGIME DE RETRAITE DES COLS BLEUS DE LA VILLE DE MONTREAL	0	88.877	88.877
**D	REGIME DE RETRAITE DE L'UNIVERSITE DU QUEBEC TOUR DE LA CITE	0	42.911	42.911
**D	HEXAVEST EUROPE FUND	0	795.341	795.341
**D	INDUSTRIAL ALLIANCE INSURANCE AND FINANCIAL SERVICES INC.	0	15.143	15.143
**D	SHORT BROTHERS CIF TRUSTEE LIMITED C/O GROUPE INVESTISSEMENT RESPONSIBLE	0	25.870	25.870

EM

966

LISTA ESITO DELLE VOTAZIONE
 Oggetto: Nomina del Presidente del Consiglio di Amministrazione

CONTRARI

Badge	Regione Sociale	Proprio	Delega	Totale
**D	BOMBARDIER TRUST (CANADA) GLOBAL	0	67.676	67.676
**D	THE BOMBARDIER TRUST (UK)	0	24.638	24.638
**D	THE UNITED CHURCH OF CANADA PENSION PLAN	0	109.800	109.800
**D	EATON VANCE HEXAVEST GLOBAL EQUITY FUND	0	6.279	6.279
**D	EATON VANCE HEXAVEST INTERNATIONAL EQUITY FUND	0	11.892	11.892
**D	HEXAVEST SAFE EQUITY FUND	0	99.050	99.050
**D	HEXAVEST ACWI EQUITY FUND	0	20.186	20.186
**D	HEXAVEST WORLD EQUITY FUND	0	139.495	139.495
**D	CALIFORNIA STATE TEACHERS RETIREMENT SYSTEM	0	26.147.957	26.147.957
3	COMPUTERSHARE SPA RAPPRESENTANTE DESIGNATO QUALE DELEGATO / SUBDELEGATO 135-NOVIES IN PERSONA DI ENRICO MONICELLI	0	0	0
**D	FONDAZIONE FINANZA ETICA	0	250	250

Totale voti 46.607.319
 Percentuale votanti % 0,647217
 Percentuale Capitale % 0,458432

967

EX

LISTA ESITO DELLE VOTAZIONE
 Oggetto: Nomina del Presidente del Consiglio di Amministrazione

ASTENUTI

Badge	Ragione Sociale	Proprio	Delega	Totale
1	COMPUTERSHARE SPA RAPPRESENTANTE DESIGNATO QUALE SUBDELEGATO 135-NOVIES (ST.TREVISAN) IN PERSONA DI ENRICO MONICELLI	0	0	0
**D	KAYNE GLOBAL INFRASTRUCTURE FUND LP	0	45.100	45.100
**D	LOMBARD ODIER FUNDS (SWITZERLAND) SA I3D	0	1.222.003	1.222.003
**D	KAYNE RENEWABLE ENERGY INCOME 1800	0	112.081	112.081
**D	ALPHACENTRIC ENERGY INCOME FUND	0	39.900	39.900
**D	KAYNE ANDERSON RENEWABLE INFRASTR RUCT PA	0	283.419	283.419
**D	CHALLENGE FUNDS - CHALLENGE ITALIAN EQUITY	0	2.000.000	2.000.000
**D	CHALLENGE FUNDS MLDSTREAM INSTITUTIONAL FUND LP	0	280.800	280.800
**D	KAYNE EQUITY YIELD STRATEGIES LP	0	88.300	88.300
**D	KAYNE ANDERSON REAL ASSET FUND LP	0	2.900	2.900
**D	KAYNE ANDERSON INCOME PARTNERS LP	0	3.200	3.200
**D	KAYNE ANDERSON CAPITAL INCOME PARTNERS (QP) LP	0	57.300	57.300
**D	KAYNE ANDERSON MLP FUND LP	0	236.180	236.180
**D	CHALLENGE ENERGY FUND 2	0	258.282	258.282
**D	CHALLENGE INTERNATIONAL EQUITY 2	0	76.114	76.114
**D	CHALLENGE EUROPEAN EQUITY 2	0	577.055	577.055
**D	CHALLENGE EUROPEAN EQUITY MGR	0	144.364	144.364
**D	MEDIO M STANLEY GBL SLTN 1 -CASH	0	211.984	211.984
**D	INFRASTRUCTURE OPPORTUNITY COLLECTION 2	0	310.757	310.757
**D	EUROPEAN COLLECTION	0	131.323	131.323
**D	DYNAMIC INTERNATIONAL VALUEOPPORTUNITY 1	0	958.845	958.845
**D	CHALLENGE EUROPEAN EQUITY	0	482.453	482.453
**D	MIFL BB EC EU EQ INCOME	0	98.503	98.503
**D	COUPON STRATEGY COLLECTION PERE	0	99.663	99.663
**D	KAYNE ANDERSON CAPITAL ADVISORS LP	0	59.120	59.120
**D	CATHOLIC ENDOWMENT FUND, LP	0	10.895	10.895
**D	OHIO NATIONAL FUND, INC.- ON INTERNATIONAL EQUITY PORTFOLIO	0	192.195	192.195
**D	OHIO NATIONAL FUND, INC.- ON FOREIGN PORTFOLIO	0	22.583	22.583
2	COMPUTERSHARE SPA RAPPRESENTANTE DESIGNATO QUALE DELEGATO 135-UNDECIES TUF IN PERSONA DI ENRICO MONICELLI	0	0	0
**D	FONDAZIONE ENPAM	0	32.077.115	32.077.115

Totale voti 40.082.434
 Percentuale votand % 0,556609
 Percentuale Capitale % 0,394253

EM

968

LISTA ESITO DELLE VOTAZIONE
 Oggetto: Nomina del Presidente del Consiglio di Amministrazione

NON VOTANTI

Badge	Ragione Sociale	Proprio	Delega	Totale
1	COMPUTERSHARE SPA RAPPRESENTANTE DESIGNATO QUALE SUBDELEGATO 135-NOVIES (ST.TREVISAN) IN PERSONA DI ENRICO MONICELLI	0	0	0
**D	BANCOPOSTA AZ INTERNAZIONALE	0	560.740	560.740
**D	BANCOPOSTA AZIONARIO EUR	0	980.109	980.109
**D	GIF ALTO INTL AZ	0	98.090	98.090
**D	BANCOPOSTA GLOBAL EQUITY LTE BANCOPOSTA	0	12.054	12.054
**D	GENERALI INVESTMENTS SICAV	0	115.159	115.159
**D	GENERALI SMART FUNDS SICAV	0	306.653	306.653
**D	GENERALI EURO ACTIONS	0	230.805	230.805
**D	KAIROS INTERNATIONAL SICAV EUROPAESG	0	49.250	49.250
**D	KAIROS INTERNATIONAL SICAV - ITALIA	0	1.500.000	1.500.000
**D	KAIROS INTERNATIONAL SICAV - KEY	0	800.000	800.000
**D	KAIROS INTERNATIONAL SICAV - TARGET ITALY ALPHA	0	160.000	160.000
**D	BANCOPOSTA MIX 3	0	450.900	450.900
**D	BANCOPOSTA MIX 2	0	307.450	307.450
**D	BANCOPOSTA MIX 1	0	125.870	125.870
**D	POSTE INVESTO SOSTENIBILE BANCOPOSTA FOM	0	6.961	6.961
**D	GENERALI MULTIPORTFOLIO SOLUTIONS SICAV	0	151.656	151.656
**D	INTERFUND SICAV INTERFUND EQUITY ITALY	0	274.000	274.000
**D	FIDEURAM ASSET MANAGEMENT (IRELAND) FONDITALIA EQUITY ITALY	0	5.964.000	5.964.000
**D	PRAMERICA SICAV	0	3.500.000	3.500.000
**D	FIDEURAM INVESTIMENTI SGR - FIDEURAM ITALIA	0	260.000	260.000
**D	FIDEURAM INVESTIMENTI SGR - PIANO AZIONI ITALIA	0	5.830.000	5.830.000
**D	FIDEURAM INVESTIMENTI SGR - PIANO BILANCIATO ITALIA 50	0	1.332.000	1.332.000
**D	FIDEURAM INVESTIMENTI SGR - PIANO BILANCIATO ITALIA 30	0	126.000	126.000
**D	EIS - EURO EQUITY INSURANCE CAPITAL LIGHT	0	538.537	538.537
**D	EIS PB EQUITY EUR	0	182.341	182.341
**D	EUF - EQUITY EURO LTE	0	199.047	199.047
**D	ISE - VALORE CEDOLA GLOBALE - 04/2015	0	21.276	21.276
**D	ISE - MULTIASSET CEDOLA GLOBALE - 12/2015	0	120.355	120.355
**D	EPF - ABSOLUTE Q-MULTISTRATEGY	0	971	971
**D	EIS - MULTIASSET RISK OVERLAY MODERATO	0	8.427	8.427
**D	EIS - MULTIASSET RISK OVERLAY	0	53.506	53.506
**D	EUF - EQUITY ITALY SMART VOLATILITY	0	172.125	172.125
**D	ISE - VALORE CEDOLA GLOBALE - 09/2015	0	12.373	12.373
**D	EUF - TOP EUROPEAN RESEARCH	0	1.670	1.670
**D	EPF - ENHANCED CONSTANT RISK CONTRIBUTION	0	1.187.843	1.187.843
**D	EUF - ACTIVE ALLOCATION	0	46.693	46.693
**D	ISE - GLOBAL INCOME MULTITRENDER - 09/2015	0	750.000	750.000
**D	ISE - MULTIASSET ABSOLUTE 3 ANNI - 07/2016	0	65.363	65.363
**D	EUF - EQUITY EUROPE LTE	0	1.705	1.705
**D	EPF - Q-FLEXIBLE	0	467.031	467.031
**D		0	965.394	965.394

EM

96P

LISTA ESITO DELLE VOTAZIONE
 Oggetto: Nomina del Presidente del Consiglio di Amministrazione

NON VOTANTI

Badge	Ragione Sociale	Proprio	Delega	Totale
**D	ISE - VALORE CEDOLA GLOBALE - 07/2015	0	12.539	12.539
**D	ISE - MULTIASSET CEDOLA GLOBALE - 02/2016	0	170.390	170.390
**D	EUF - ITALIAN EQUITY OPPORTUNITIES	0	835.090	835.090
**D	EUF - EURO Q-EQUITY	0	507.123	507.123
**D	ISE - GLOBAL DYNAMIC MULTITRENDER - 06/2015	0	18.083	18.083
**D	ISE - DYNAMIC INCOME MULTITRENDER - 01/2016	0	16.530	16.530
**D	EUF - EQUITY INNOVATION	0	309.788	309.788

Totale voti 29.805.897
 Percentuale votanti % 0,413902
 Percentuale Capitale % 0,293172

PTO

EY



LISTA ESITO DELLE VOTAZIONE
 Oggetto: Determinazione del compenso dei componenti il Consiglio di Amministrazione
 FAVOREVOLI

Badge	Ragione Sociale	Proprio	Delega	Totale
1	COMPUTERSHARE SPA RAPPRESENTANTE DESIGNATO QUALE SUBDELEGATO 135-NOVIES (ST. TREVISAN) IN PERSONA DI ENRICO MONICELLI	0	0	0
**D	ARCA FONDI SGR - FONDO ARCA AZIONI ITALIA	3.890.000	3.890.000	3.890.000
**D	ARCA FONDI SGR - FONDO ARCA ECONOMIA REALE BILANCIATO ITALIA S5	390.000	390.000	390.000
**D	JPMORGAN INVESTMENT FUNDS	22.845.692	22.845.692	22.845.692
**D	JPMORGAN FUNDS	11.888.892	11.888.892	11.888.892
**D	CAPITAL INTERNATIONAL FUND	5.314.277	5.314.277	5.314.277
**D	MORGAN STANLEY INVESTMENT FUNDS	148.434	148.434	148.434
**D	FRANKLIN TEMPLETON INVESTMENT FUNDS	9.337	9.337	9.337
**D	CAPITAL INTERNATIONAL FUND	119.000	119.000	119.000
**D	GERANA SICAV-SIF, S.A.	527.378	527.378	527.378
**D	T. ROME PRICE FUNDS SICAV	9.966	9.966	9.966
**D	ARK LIFE ASSURANCE COMPANY LIMITED	374.152	374.152	374.152
**D	JPMORGAN FUNDS (IRELAND) ICAV	4.853	4.853	4.853
**D	BLACKROCK FUNDS I ICAV	6.482	6.482	6.482
**D	BLACKROCK INDEX SELECTION FUND	7.281.422	7.281.422	7.281.422
**D	UBS (IRL) INVESTOR SELECTION PLC 1	265.063	265.063	265.063
**D	THE JUPITER GLOBAL FUND SICAV	200.625	200.625	200.625
**D	SCHRODER INTERNATIONAL SELECTION FUND	2.691.075	2.691.075	2.691.075
**D	FEDERATED UNIT TRUST	158.900	158.900	158.900
**D	UNION INVESTMENT INSTITUTIONAL GMBH	990.371	990.371	990.371
**D	UNION INVESTMENT PRIVATFONDS GMBH	6.274.683	6.274.683	6.274.683
**D	UNIVERSAL INVEST SICAV	5.699.217	5.699.217	5.699.217
**D	BAYERNINVEST KVG MBH ELYSIUM MULTI ASSET	60.500	60.500	60.500
**D	BAYERNINVEST DIVIDENDE FONDS BAYERNINVEST	15.262	15.262	15.262
**D	BELFIUS PENSIONFUNDS	579.960	579.960	579.960
**D	BAYERNINVEST KAPITALVERWALTUNGSGESELLSCHAFT MBH	51.369	51.369	51.369
**D	ZURICH COMPANHIA SEGUROS SA	98.785	98.785	98.785
**D	ERI BAYERNINVEST FONDS AKTIEN EUROPA	246.348	246.348	246.348
**D	BAYERNINVEST VECO-FONDS B. KAPITALVERWALTUNGSGESELLSCHAFT	34.900	34.900	34.900
**D	BAYERNINVEST LIBI-FONDS B. KAPITALVERWALTUNGSGESELLSCHAFT	79.259	79.259	79.259
**D	BAYERNINVEST VALUE PLUS FONDS	82.496	82.496	82.496
**D	SCHWAB INTERNATIONAL INDEX FUND	204.700	204.700	204.700
**D	THE MASTER TRUST BANK OF JAPAN LTD	3.573.131	3.573.131	3.573.131
**D	THE MASTER TRUST BANK OF JAPAN LTD	36.238	36.238	36.238
**D	SEI INST INVEST TRUST WORLD EQ EX-US FUN	137.876	137.876	137.876
**D	JAPAN TRUSTEE SERVICES BANK LTD	506.479	506.479	506.479
**D	JAPAN TRUSTEE SERVICES BANK LTD	48.153	48.153	48.153
**D	JAPAN TRUSTEE SERVICES BANK LTD	97.300	97.300	97.300
**D	JAPAN TRUSTEE SERVICES BANK LTD	12.354	12.354	12.354
**D	THORNBURG INTERNATIONAL EQUITY	7.270	7.270	7.270
**D	SEI INST MANAG TR GLOBAL MANAG VOLAT FND	23.961	23.961	23.961
**D		293.765	293.765	293.765

974

K

817

LISTA ESITO DELLE VOTAZIONE
 Oggetto: Determinazione del compenso dei componenti il Consiglio di Amministrazione
 FAVOREVOLI

Badge	Regione Sociale	Proprio	Delega	Totale
**D	GIM SPECIALIST INVESTMENT FUNDS	0	48.309	48.309
**D	GIM TOKYO FD	0	56.165	56.165
**D	ME PICTET MULTI ASSET FUND	0	21.439	21.439
**D	MS HORIZONS MULTIACTIVOS GLOBAL PRUDENTE FUND	0	8.576	8.576
**D	ME/B WORLD EQUITY FUND	0	3.158	3.158
**D	JAPAN TRUSTEE SERVICES BANK LTD	0	48.400	48.400
**D	JAPAN TRUSTEE SERVICES BANK LTD	0	99.910	99.910
**D	SEI INST INV TRD SCREENED MOR EQ EX US F	0	40.010	40.010
**D	THORNBERG INTERNATIONAL EQUITY FUND	0	13.301	13.301
**D	JAPAN TRUSTEE SERVICES BANK LTD	0	37.241	37.241
**D	EUROPEAN EQUITY FUND INC.	0	340.000	340.000
**D	THE MASTER TRUST BANK OF JAPAN LTD	0	31.868	31.868
**D	SEI INSTITUT INTE TRUST INTERNAT EQTY FU	0	1.391.893	1.391.893
**D	PIONEER FLEXIBLE OPPORTUNITIES FUND	0	637.103	637.103
**D	THE MASTER TRUST BANK OF JAPAN LTD	0	49.720	49.720
**D	JAPAN TRUSTEE SERVICES BANK LTD	0	53.751	53.751
**D	VANGUARD FUNDS PLC	0	5.975.795	5.975.795
**D	THE MASTER TRUST BANK OF JAPAN LTD	0	5.300	5.300
**D	LCAM GLOBAL EQUITY FUNDS	0	151.514	151.514
**D	SCHWAB FUNDAMENTAL INTER LARGE COMP IN F	0	844.669	844.669
**D	VANGUARD INVESTMENT SERIES PLC	0	10.199.815	10.199.815
**D	SEI TRUST COMPANY FOR THE BENEFIT O	0	82.308	82.308
**D	LOS ANGELES CAPITAL GLOBAL FUND PLC	0	23.742	23.742
**D	**REI GLOBAL RESOURCES SOLUTIONS CIT	0	47.013	47.013
**D	CAMBIAR INTERNAT EQUITY COLLEC INV TRUST	0	3.937	3.937
**D	SGA INTERNATIONAL EQUITY CIT	0	56.800	56.800
**D	SGA INTERNATIONAL EQUITY FUND	0	5.850	5.850
**D	THE MASTER TRUST BANK OF JAPAN LTD	0	54.537	54.537
**D	SEI INST.MAN.TRUST - MIM VOLAT.FUND	0	296.955	296.955
**D	THE MASTER TRUST BANK OF JAPAN LTD	0	15.067	15.067
**D	SEI INSTITUT.INV.TRUST WORLD SEL.EQU.FUN	0	267.871	267.871
**D	DEVELOPED INTERNATION EQUITY SELECT ETF	0	3.267	3.267
**D	MONDRIAN INT.EQ.COLLECTIVE.INV.TRUST	0	1.092.640	1.092.640
**D	JPMORGAN ETFS (IRELAND) ICAV	0	302.514	302.514
**D	FIDELITY COMMON CONTRACTUAL FUND II	0	275.182	275.182
**D	SEI TRUST COMPANY FOR THE BENEFIT OF SGA INTERANTIONAL EQUITY PLUS CIT	0	319.660	319.660
**D	SANLAM UNIVERSAL FUNDS PLC	0	14.353	14.353
**D	SEI TRUST COMPANY FOR THE BENEFIT	0	85.133	85.133
**D	SIX CIRCLES INTERNAT UNCONSTRAIN EQ FUND	0	16.501.324	16.501.324
**D	SIX CIRCLES MANAGED EQUITY FOR	0	184.068	184.068
**D	SIX CIRC MAN EQ FORT INT UNCON	0	1.598.709	1.598.709
**D	GQG PARTNERS GLOBAL QUALITY EQUITY FUND	0	257.793	257.793
**D	THE MASTER TRUST BANK OF JAPAN LTD	0	14.032	14.032

EM

972

LISTA ESITO DELLE VOTAZIONE
 Oggetto: Determinazione del compenso dei componenti il Consiglio di Amministrazione
 FAVOREVOLI

Badge	Ragione Sociale	Proprio	Delega	Totale
**D	LACM WORLD EQ WEAL	0	829	829
**D	JAPAN TRUSTEE SERVICES BANK LTD	0	680.121	680.121
**D	JAPAN TRUSTEE SERVICES BANK LTD	0	18.655	18.655
**D	COHEN & STEERS GLOBAL LIST. INFR.FD	0	135.692	135.692
**D	NUVEEN GLOBAL INFRASTRUCTURE FUND	0	1.625.981	1.625.981
**D	THE MASTER TRUST BANK OF JAPAN LTD	0	360.037	360.037
**D	FIRST TRUST EUROZONE ALPHADEX ETF	0	10.506	10.506
**D	THE MASTER TRUST BANK OF JAPAN LTD	0	141.178	141.178
**D	CORNERSTONE ADVIS GLOBAL PUBLIC EQUITY F	0	110.200	110.200
**D	THE ADVISORS' INNER CIRCLE FUND CORNER STONE ADVISORS GLOBAL PUBLIC EQUITY FUND	0	27.449	27.449
**D	GLOBAL X SCIENTIFIC BETA EUROPE ETF	0	4.244	4.244
**D	THE MASTER TRUST BANK OF JAPAN LTD	0	742.724	742.724
**D	FIRST TRUST RIVERFRONT DYNAMIC EUROPE ET	0	55.542	55.542
**D	FIRST TRUST RIVERFRONT DYN DEV INT EFF	0	184.641	184.641
**D	MONDRIAN ALL COUN WORLD EX US EQ CO IN T	0	903.371	903.371
**D	SEI INSTITUTIONAL INVESTMENTS TRUST	0	2.169.324	2.169.324
**D	MONDRIAN INTERNATIONAL EQUITY FUND	0	1.663.588	1.663.588
**D	ZURICH INVESTMENTS LIFE S P A	0	43.187	43.187
**D	BAYVK A1 FONDS	0	987.310	987.310
**D	HI MASTER VB FONDS	0	3.895.747	3.895.747
**D	BAYVK G2 FONDS	0	712.000	712.000
**D	SAEV MASTERFONDS INKA	0	867.467	867.467
**D	HI PNWL DIVIDENDE PLUS FONDS	0	252.514	252.514
**D	HI MANPT FONDS	0	56.651	56.651
**D	ALLTRI INKA	0	422.055	422.055
**D	SIVE	0	149.700	149.700
**D	HL-KABL-FONDS	0	181.789	181.789
**D	DEKA MASTER HAERK I	0	1.116.000	1.116.000
**D	AXA EURO DIVIDEND K	0	367.985	367.985
**D	AXA EURO DIVIDEND S	0	400.000	400.000
**D	HI-AXEL SPRINGER MASTER FONDS	0	74.944	74.944
**D	UNIVERSAL-OCO	0	79.317	79.317
**D	UNIVERSAL-CAV	0	172.519	172.519
**D	BI FINANZFONDS	0	234.981	234.981
**D	VWLAKH MASTER	0	91.892	91.892
**D	BANK GUTMANN AG	0	312.600	312.600
**D	ALLIANZ GI FONDS RANW II	0	953.773	953.773
**D	ALLIANZGI FONDS APNIESA	0	1.050.000	1.050.000
**D	ALLIANZGI FONDS ABE	0	448.923	448.923
**D	NWV	0	19.261	19.261
**D	BAYVK A4 FONDS	0	150.000	150.000
**D	ALLIANZGI FONDS GANO 2	0	95.199	95.199
**D		0	35.979	35.979

973

LISTA ESITO DELLE VOTAZIONE
 Oggetto: Determinazione del compenso dei componenti il Consiglio di Amministrazione
 FAVOREVOLI

Badge	Regione Sociale	Proprio	Delega	Totale
**D	ALLIANZGI FONDS FED	0	9.069	9.069
**D	ALLIANZGI FONDS REINVEST	0	13.611	13.611
**D	LHCC FONDS	0	100.000	100.000
**D	ALLIANZGI FONDS WERT	0	7.200	7.200
**D	ALLIANZGI FONDS TSF	0	10.000	10.000
**D	ALLIANZGI FONDS DIN	0	20.000	20.000
**D	ALLIANZGI FONDS SCHLUCCO	0	57.000	57.000
**D	ALLIANZGI FONDS DPF DILLINGER PENSIONSEFO	0	147.298	147.298
**D	ALLIANZGI FONDS ALPEN	0	27.539	27.539
**D	ALLIANZGI FONDS GANO	0	5.937	5.937
**D	ALLIANZGI FONDS FIB	0	100.000	100.000
**D	ALLIANZGI FONDS AVF	0	8.940	8.940
**D	AGI FONDS GRILLPARZER	0	67.000	67.000
**D	DBI FONDS EBB	0	48.538	48.538
**D	ALLIANZGI FONDS TOB	0	45.732	45.732
**D	ALLIANZGI FONDS NICO	0	12.201	12.201
**D	ALLIANZGI FONDS MAV	0	37.610	37.610
**D	ALLIANZGI FONDS PGD	0	60.787	60.787
**D	ALLIANZGI FONDS DUNHILL	0	37.580	37.580
**D	ALLIANZGI FONDS VSBW	0	137.659	137.659
**D	ALLIANZGI FONDS SILV	0	16.991	16.991
**D	SUEWE COFONDS	0	200.000	200.000
**D	ALLIANZGI FONDS HNE	0	570.000	570.000
**D	ALLIANZGI FONDS AFE	0	488.030	488.030
**D	ALLIANZGI FONDS PFI	0	865.227	865.227
**D	ALLIANZGI FONDS PIV2	0	921.960	921.960
**D	HFZH COFONDS	0	14.000	14.000
**D	ALLIANZGI FONDS PF2	0	500.843	500.843
**D	AIRBUS INVEST FOR LIFE AKTIENFONDS 1	0	315.868	315.868
**D	ALLIANZGI FONDS PFALCO	0	484.216	484.216
**D	ALLIANZGI FONDS SVKX	0	13.392	13.392
**D	ALLIANZGI FONDS SEL	0	9.000	9.000
**D	CEP GROWTH	0	250.201	250.201
**D	KREBSHILFE 2 FONDS	0	28.348	28.348
**D	ALLIANZGI FONDS CAESAR	0	54.957	54.957
**D	AXA EURO DIVIDEND DBVL	0	113.618	113.618
**D	KWV AKTIEN FONDS 1	0	189.260	189.260
**D	AXA EURO DIVIDEND D	0	54.000	54.000
**D	AXA EURO DIVIDEND L	0	168.000	168.000
**D	HI R MASTER FONDS	0	48.579	48.579
**D	HI NSNPT RAP FONDS	0	13.834	13.834
**D	ALLIANZGI FONDS DPWS	0	37.339	37.339
**D	MASTERFONDS HTPT	0	410.614	410.614

EM

PCC

LISTA ESITO DELLE VOTAZIONE
 Oggetto: Determinazione del compenso dei componenti il Consiglio di Amministrazione
FAVOREVOLI

Badge	Regione Sociale	Proprio	Delega	Totale
**D	ALLIANZGI FONDS BREMEN	0	74.641	74.641
**D	MASTERFONDS BANTHUS	0	307.826	307.826
**D	HI BGRM AR MASTERFONDS	0	100.467	100.467
**D	ALLIANZGI FONDS OB PENSION	0	86.400	86.400
**D	SDK K3 FONDS	0	30.210	30.210
**D	ALLIANZGI FONDS PENCABEV PENSIONS	0	157.485	157.485
**D	BORDE-UI-FONDS	0	383.715	383.715
**D	BOERDE-UI-FONDS	0	1.167.500	1.167.500
**D	ALLIANZGI FONDS OLB PENSIONEN	0	48.771	48.771
**D	PIR EQUITY AXA ASSICURAZIONI	0	160.000	160.000
**D	ZURICH INSURANCE PLC	0	196.567	196.567
**D	ZURICH VIDA COMP DE SEGUROS Y REASEG SA	0	38.911	38.911
**D	BNP PARIBAS FUND	0	1.116.724	1.116.724
**D	DNCA INVEST	0	5.074.930	5.074.930
**D	BPI GLOBAL INVESTMENT FUND	0	30.795	30.795
**D	GA FUND L	0	26.509	26.509
**D	ABERDEEN STANDARD SICAV I	0	173.509	173.509
**D	PICTET TR	0	3.570.485	3.570.485
**D	LA FRANCAISE IUX	0	50.306	50.306
**D	CAIXABANK GLOBAL SICAV	0	16.700	16.700
**D	CAIXABANK WEALTH SICAV	0	8.458	8.458
**D	BNP PARIBAS EASY	0	1.116.413	1.116.413
**D	UBAM	0	56.258	56.258
**D	FONDAZIONE ROMA SIF	0	192.411	192.411
**D	ERM SERIES UCITS ICAV	0	492.924	492.924
**D	AXA INSURANCE DAC	0	33.522	33.522
**D	TORTOISE CAPITAL ADVISORS	0	35.340	35.340
**D	BPSS DUBLIN/RIVER AND MERCANTI	0	40.152	40.152
**D	WITAN INVESTMENT TRUST PLC	0	486.207	486.207
**D	AMERICAN HEART ASSOCIATION, INC	0	19.142	19.142
**D	BROOKFIELD GLOBAL LISTED INFRASTRUCTURE	0	565.900	565.900
**D	BROOKFIELD REAL ASSETS INCOME FUND INC	0	665.900	665.900
**D	BROOKFIELD REAL ASSETS SECURITIES FUND	0	80.500	80.500
**D	BOSTON PARTNERS GLOBAL INVESTORS INC	0	17.461	17.461
**D	BOSTON PARTNERS GLOBAL LONG SHORT FUND	0	147.096	147.096
**D	CARILTON CLARIVEST INTERNATIONAL STOCK F	0	31.388	31.388
**D	CATHOLIC COMMUNITY FOUNDATION OF MINNESO	0	13.947	13.947
**D	DUNHAM INTERNATIONAL STOCK FUND	0	201.825	201.825
**D	GUIDEMARK WORLD EX US FUND	0	52.665	52.665
**D	NATIONWIDE RISK BASED INTERNATIONAL EQUIT	0	38.368	38.368
**D	PRAXIS INTERNATIONAL INDEX FUND	0	125.271	125.271
**D	PUBLIC SCHOOL RETIREMENT SYSTEM OF THE C	0	19.500	19.500
**D	RELIANCE TRUST INSTITUTIONAL RETIREMENT	0	68.900	68.900

575

A

EM

LISTA ESITO DELLE VOTAZIONE
 Oggetto: Determinazione del compenso dei componenti il Consiglio di Amministrazione
FAVOREVOLI

Badge	Ragione Sociale	Proprio	Delega	Totale
**D	RMAS 2016 BUSINESS HOLDINGS LP	0	17.410	17.410
**D	BRKFLD GBL RNM SUTB INFSTR LP	0	32.200	32.200
**D	PACIFIC GLOBAL INTERNATIONALEQUITY INCOM	0	14.167	14.167
**D	WILSHIRE MUTUAL FUNDS INC - WILSHIR	0	165.802	165.802
**D	ROCKEFELLER EQUITY ALLOCATION FUND	0	242.200	242.200
**D	GLOBAL CLEAN EQUITY FUND	0	5.710	5.710
**D	HEITMAN GLOBAL PRIMES INFRASTRUCTURE SEED INVESTORS LLC	0	3.033	3.033
**D	STANDARD LIFE WEALTH INTERNATIONAL LTD	0	119.883	119.883
**D	BNPDSJ ACO SLW OFF GL EQ FD	0	82.380	82.380
**D	BNPDSJ ACO SLW OFF BRIDGE FD	0	166.052	166.052
**D	STANDARD LIFE WEALTH INTERNATIONAL	0	487.770	487.770
**D	STANDARD LIFE INVESTMENTS	0	9.273	9.273
**D	BESS JERSEY/SARASIN PARTNERS LLP	0	610.291	610.291
**D	SARASIN AND PARTNERS LLP CLTEN	0	25.838	25.838
**D	ENHANCED INDEX INTERNATIONAL SHARE FUND	0	251.939	251.939
**D	AUSTRALIAN CATHOLIC SUPERAN RETIREM FUND	0	101.952	101.952
**D	LEGALSUPER	0	240.374	240.374
**D	MERCER UNHEDGED OVERSEAS SHARES TRUST	0	174.493	174.493
**D	MERCER UNHEDGED OVERSEAS SHARES TRUST	0	88.000	88.000
**D	AMP INTERNATIONAL EQUITY INDEX FUND HEDG	0	980.909	980.909
**D	AMP CAP UNHEDGED GL SHS MULTI MAN FUND	0	40.694	40.694
**D	IPAC SPEC INV STR INT SHARESTRATEGY NO 1	0	329.441	329.441
**D	IPAC SPEC INV STR INT SHARESTRATEGY NO 1	0	43.430	43.430
**D	IPAC SPEC INV STR INT SHARE STR NO 9	0	77.698	77.698
**D	UNISUPER	0	595.769	595.769
**D	WHOLESALE UNIT TRUST GL. INFRASTRUCTURE F	0	68.539	68.539
**D	AMP CAPITAL GLOBAL QUALITY FUND	0	33.130	33.130
**D	WHOLESALE UNIT TRU MSCI GLOB IND SHAR FU	0	46.627	46.627
**D	WHOLESALE UNIT TRUST GLOBAL SHARES F 4	0	307.517	307.517
**D	WHOLESALE UNIT TRUST GLOBAL SHARES F 3	0	17.936	17.936
**D	AMP CAPITAL SPEC INTERN SHARE FUND	0	320.562	320.562
**D	STRATEGIC INTERNATIONAL EQUITY FUND	0	119.047	119.047
**D	KIWI INVEST MAN WHOLESALE CORE GLOBAL FD	0	154.224	154.224
**D	WHOLESALE INTERNATIONAL CORE EQUITIES	0	30.120	30.120
**D	BESS SYDNEY/WHOLESALE UNIT TRUST GLOBAL SHARES FUND 1	0	311.540	311.540
**D	AMP LIFE INTERNATIONAL EQUITIES FUND	0	157.043	157.043
**D	ENZ WHOLESALE INTERN EQUITIES INDEX FUND	0	94.793	94.793
**D	MULTIMIX WHOLESALE INT SHARES TRUST	0	117.463	117.463
**D	BDF-FONDS E ACT. EUROP.	0	160.000	160.000
**D	FCP FIAO	0	1.181.454	1.181.454
**D	FCP LF AMLEAGUE EURO 45 128 BOULEVA	0	100.764	100.764
**D	FCPE BDF FONDS S SOLIDAIRE	0	35.491	35.491
**D	FCP BNP PARIBAS ACTIONS RENDEMENT	0	514.745	514.745

976

EM

LISTA ESITO DELLE VOTAZIONE

Oggetto: Determinazione del compenso dei componenti il Consiglio di Amministrazione
FAVOREVOLI

Badge	Ragione Sociale	Proprio	Delega	Totale
**D	CARDIF ASSURANCE VIE	0	8.106.477	8.106.477
**D	FCP CAMGESTION RENDACTIS	0	568.013	568.013
**D	FCPE HORIZON EP. ACTION	0	66.760	66.760
**D	CARDIF ASSURANCES RISQUES DIVERS	0	102.671	102.671
**D	FCP CAMGEST VALEURS EURO	0	430.076	430.076
**D	CARDIF LUX VIE	0	673.706	673.706
**D	ORANO CYCLE	0	3.800.000	3.800.000
**D	CALCIUM QUANT	0	354.629	354.629
**D	SODIUM 1	0	752.976	752.976
**D	FCP LITHIUM RENDEMENT	0	925.326	925.326
**D	MNAIF INVEST RESPC EUROPE	0	414.021	414.021
**D	FCPE HARMONY	0	58.549	58.549
**D	LFP MULTI TRENDS	0	43.844	43.844
**D	LA FRANCAISE INELECTION POINT ACTION EUR	0	318.394	318.394
**D	FCP ALBA VALEUR	0	75.000	75.000
**D	BNP EURO VALEURS DURAB	0	240.035	240.035
**D	LESAFFRE EQUILIBRE RESPONS SOLIDAIR	0	93.437	93.437
**D	FCPE GPE EMC FCE DIV BNP	0	34.092	34.092
**D	FCPE FONDS BOEHRINGER	0	114.401	114.401
**D	FCPE LINACTIF	0	79.045	79.045
**D	FCP NATIO-FONDS COLLINE 1	0	3.151.028	3.151.028
**D	AXA INDICE EURO	0	574.879	574.879
**D	AGIFI MONDE DURABLE	0	292.647	292.647
**D	AXA AA DIVERSIFIE INDICIEL 1	0	503.187	503.187
**D	MULTIPAR SOLIDAIRE DYNA SR	0	1.840.324	1.840.324
**D	FCPE MULTIPAR EQ. SOC. RES	0	747.291	747.291
**D	FCPE MULTIPAR ACTS SR	0	1.075.074	1.075.074
**D	BNP PARIBAS ACT EUR RESP	0	234.736	234.736
**D	FCP FCE INVEST EURO	0	2.661.053	2.661.053
**D	FCP FRANCE INVEST. INTER	0	885.224	885.224
**D	FCP NF COLLINES INVEST 3	0	1.896.540	1.896.540
**D	FCP ALM ACTIONS EURO	0	3.213.273	3.213.273
**D	FONDS DIVERSIFIE TEL 1 1 BOULEVARD	0	28.773	28.773
**D	FCP ALM ACT ZONE EUR ISR	0	5.550.000	5.550.000
**D	FCP AGZR LA MONDIALE ACT EUROPE ISR	0	500.000	500.000
**D	FCP CNP ACTIONS EMU UBS	0	1.249.652	1.249.652
**D	FCPE SAUR EPARGNE	0	139.570	139.570
**D	FCPE EPARGNE EUROPE DYNAMIQUE	0	210.132	210.132
**D	ROSENBERG EUROBL0C	0	637.821	637.821
**D	FCP SAKKARAH 4	0	159.141	159.141
**D	FCP IRCOM RETRAITE DIVERSIFIE	0	80.650	80.650
**D	LM HARMONY	0	11.376	11.376
**D	KEMPEN EUROPEAN HIGH DIVIDEND FUND N.V.	0	1.371.390	1.371.390

EM

977

LISTA ESITO DELLE VOTAZIONE
 Oggetto: Determinazione del compenso dei componenti il Consiglio di Amministrazione
 FAVOREVOLI

Badge	Ragione Sociale	Proprio	Delega	Totale
**D	KEMPEN CAPITAL MANAGEMENT N V	0	1.713.175	1.713.175
**D	STICHT BEDRIJFST FONDS VOOR DE MEDIA PNO	0	678.278	678.278
**D	STICHT BEDRIJFST FONDS VOOR DE MEDIA PNO	0	1.046	1.046
**D	KLESIA LF ACTIONS EURO	0	156.823	156.823
**D	BNP PARIBAS EQUITY - FOCUS ITALIA	0	641.034	641.034
**D	STICHTING AHOLD DELEHAIZE PENSIOEN	0	284.556	284.556
**D	FCP IRCOM RETRAITE DIVERSIFIE	0	130.013	130.013
**D	FCP SAKKARAH 2	0	203.610	203.610
**D	LEFAML INDEXALPHA	0	2.515.623	2.515.623
**D	FPE ESG PLUS	0	111.576	111.576
**D	FCP FPI ESG	0	1.468.125	1.468.125
**D	FCP FPE ESG	0	1.121.751	1.121.751
**D	FCP FPI ESG PLUS	0	2.575.035	2.575.035
**D	FONDS DE RESERVE POUR LES RETRAIT	0	1.912.998	1.912.998
**D	FONDS DE RESERVE POUR LES RETRAITES	0	1.048.555	1.048.555
**D	FCP VILLIERS ACTIONS EUROPE SYST	0	592	592
**D	JANUS HENDERSON ADAPTIVE GLOBAL ALLOCATI	0	143.555	143.555
**D	JANUS HENDERSON INTERNATIONAL MANAGED VO	0	369.798	369.798
**D	DNCA MF VALDE EUROPE	0	705.981	705.981
**D	CNP DNCA EUROPE GROWTH	0	76.578	76.578
**D	WORLD TRADE ORGANIZATION PENSION PLAN	0	585.689	585.689
**D	PICTET CH INSTITUTIONAL -- EUROPEAN	0	110.595	110.595
**D	BANQUE PICTET & CIE SA	0	73.500	73.500
**D	CAPACITY FONDS INSTITUTIONEL-ACTIONS ETRANGERES PIB	0	169.879	169.879
**D	CAPACITY FONDS INSTITUTIONEL ACTIONS ETRANGERES	0	519.457	519.457
**D	TURICUM AKTIEN UND IMMOBILIENWERTSCHRIFT	0	507.933	507.933
**D	RE FONDS INSTITUTIONEL ACTIONS MAR EMER	0	29.355	29.355
**D	MIGROS PENSIONKASSE	0	145.514	145.514
**D	RAIFFEISEN INDEX FONDS EURO STOXX 50	0	475.720	475.720
**D	SWISS LIFE LUXEMBOURG SA	0	92.131	92.131
**D	PICTET CH-GLOBAL EQUITIES	0	62.405.479	62.405.479
**D	PICTET GLOBAL SELECTION FUND - GLOB	0	3.009.135	3.009.135
**D	PICTET GLOBAL SELECTION FUND	0	130.163	130.163
**D	PICTET - MULTI ASSET GLOBAL	0	364.562	364.562
**D	QUABRO CAPITAL FUNDS (LUX)	0	5.773.381	5.773.381
**D	PICTET CLEAN ENERGY	0	5.642.023	5.642.023
**D	PICTET - GLOBAL MEGATREND SELECTION	0	436.391	436.391
**D	PICTET-EUROLAND INDEX	0	1.455.974	1.455.974
**D	PICTET-EUROPE INDEX	0	31.718	31.718
**D	WORLD EQUITY ACTIVE MOTHER FUND	0	65.778	65.778
**D	INDEX MOTHER FUND EURO AREA EQUITY	0	1.421.994	1.421.994
**D	DL INTERNATIONAL RESEARCH OPEN MOTHER FD	0	634.700	634.700
**D	GLOBAL HIGH DIVIDEND EQUITY MOTHER FUND	0	4.268	4.268
**D	SHINKO GLOBAL EQUITY INDEX MOTHER FUND	0	4.268	4.268

LISTA ESITO DELLE VOTAZIONE
 Oggetto: Determinazione del compenso dei componenti il Consiglio di Amministrazione
 FAVOREVOLI

Badge	Regione Sociale	Proprio	Delega	Totale
**D	FOREIGN STOCK INDEX MOTHER FUND ONAL DEVELOPED COUNTRIES INDEX MOTHER FUNDD	0	258.734	258.734
**D	DAIWA PAN EUROPEAN HIGH DIVIDEND YIELD STOCK MOTHER FUND	0	62.990	62.990
**D	GIVI GLOBAL EQUITY FUND A SERIES TRUST OF GLOBAL MULTI STRATEGY	0	38.757	38.757
**D	DANSKE INVEST EUROPE HIGH DIVIDEND FUND	0	473.875	473.875
**D	DANSKE INVEST EUROPEAN EQUITY FUND	0	945.983	945.983
**D	AMF AKTIEFOND EUROPA C/O AMF FONDER AB	0	2.153.176	2.153.176
**D	AMF AKTIEFOND GLOBAL C/O AMF FONDER AB	0	1.372.202	1.372.202
**D	AMF BALANSEFOND C/O AMF FONDER AB	0	331.405	331.405
**D	AMF AKTIEFOND VARLDEN C/O AMF FONDER AB	0	1.082.273	1.082.273
**D	KAPAN PENSIONER FORSAKRINGSFORENING	0	518.730	518.730
**D	KAPIT PENSAM INVEST PSI 10 GLOBAL AKTIER	0	1.483.158	1.483.158
**D	KAPIT PENSAM INVEST INVEST GLOBAL AKTIER	0	31.015	31.015
**D	INVESTERINGSFORENINGEN BANKINVEST EUROPA SMALL CAP AKTIER KL	0	238.213	238.213
**D	VELLIV, PENSION & LIVSFORSIKRING A/S	0	511.950	511.950
**D	VERDIPAPIRFONDET EQUINOR AKSJER EUROPA	0	92.000	92.000
**D	ROBECO CAPITAL GROWTH FUND	0	106.073	106.073
**D	ASR LEVENSVERZEKERING N.V.	0	493.988	493.988
**D	STICHTING DEPOSITARY APG DEVELOPED	0	1.910.651	1.910.651
**D	STICHTING ASR BEWAARDER	0	48.949	48.949
**D	DEGROEF PETERCAM ASSET MANAGEMENT REPRESENTING ARGENTA PENSIOENS PAAR FONDS DEFENSIVE	0	2.019.300	2.019.300
**D	EQUINOR PENSJON	0	52.000	52.000
**D	EQUINOR INSURANCE A S	0	530.000	530.000
**D	MOMENTUM INVESTMENT FUNDS SICAV-SIF	0	110.000	110.000
**D	STICHTING SHELL PENSIOENFONDS	0	27.897	27.897
**D	ROBECO UMBRELLA FUND I N.V.	0	1.653.927	1.653.927
**D	FUNDACAO CALOUSTE GULBENKIAN	0	238.968	238.968
**D	ARGENTA DP	0	21.034	21.034
**D	KEMPEN INTERNATIONAL FUNDS	0	1.149.700	1.149.700
**D	BLACKROCK INSTITUTIONAL POOLED FUNDS PLC	0	560.900	560.900
**D	KYBURG INSTITUTIONAL FUND - AKTIEN WELT	0	1.125.212	1.125.212
**D	BVK PERSONALVORSORGE DES KANTONS ZURICH	0	656.669	656.669
**D	PENSIONSKASSE SBB	0	592.698	592.698
**D	NFS LIMITED TRAFALGAR COURT ADMIRAL PARK ST. PETER PORT	0	323.124	323.124
**D	SHELL TRUST BERMUDA LTD AS TRUSTEE OF THE SHELL OVERSEAS CONTRIBUTORY PENSION FUND	0	1.046.687	1.046.687
**D	SHELL TRUST (BERMUDA) LIMITED AS TRUSTEE OF THE SHELL INTERNATIONAL PENSION FUND	0	739.355	739.355
**D	NFS LIMITED TRAFALGAR COURT ADMIRAL PARK ST. PETER PORT	0	97.795	97.795
**D	DEKA INVESTMENT GMBH RE DEKA-BASIS	0	314.603	314.603
**D	DEKA INVESTMENT GMBH RE DEKA-DIVIDEND VA	0	17.500	17.500
**D	DEKA INVEST DEKA EURO STOXX 50 - UCITS	0	1.040.000	1.040.000
**D	DEKA INVESTMENT GMBH	0	2.629.188	2.629.188
**D	DEKA INVEST. RE DEKA-DIVIDENDDISCOUNT	0	132.282	132.282
**D	DEKA INVEST GMBH RE DEKA-BAV-FONDS	0	188.148	188.148
**D	DEKA INVEST. RE DEKA-DIVIDENDDISCOUNT	0	182.800	182.800

PTP

A

EA

LISTA ESITO DELLE VOTAZIONE
 Oggetto: Determinazione del compenso dei componenti il Consiglio di Amministrazione
 FAVOREVOLI

Badge	Ragione Sociale	Proprio	Delega	Totale
**D	DEKA INVESTMENT GMBH RE DEKASPEZIAL	0	170.000	170.000
**D	DEKA INVESTMENT GMBH RE NASPA-AKTIE	0	4.114.044	4.114.044
**D	DEKA INVESTMENT GMBH RE DEKA	0	1.407.000	1.407.000
**D	DEKA INVESTMENT GMBH RE FRBMF	0	48.350	48.350
**D	DEKA INVEST RE DEKA-EUROLAND BALANCE	0	2.024.050	2.024.050
**D	DEKA INVEST GMBH RE BALANCE DYNAMISCH	0	31.685	31.685
**D	DEKA INVESTMENT GMBH RE DEKA-BR 75	0	53.493	53.493
**D	DEKA INVEST GMBH RE DEKA-BR 85	0	243.443	243.443
**D	DEKA INVESTMENT GMBH RE DEKA-BR 100	0	960.000	960.000
**D	DEKA INVESTMENT GMBH RE DEKAFUTUR-CHANCE	0	120.010	120.010
**D	DEKA INVEST RE/DEKAFUTUR-WACHSTUM	0	49.700	49.700
**D	DEKA INVEST RE/DEKAFUTUR-ERTRAG	0	6.860	6.860
**D	DEKA INVEST GMBH RE DEKA-NACHH KOM	0	270.428	270.428
**D	DEKA INVESTMENT GMBH RE DEKA-BR 35	0	143.759	143.759
**D	DEKA INVESTMENT GMBH RE DEKA-BR 55	0	24.198	24.198
**D	DEKA INVEST GMBH RE SIGMA PLUS BALANCED	0	17.329	17.329
**D	DEKA INVEST RE SIGMA PLUS KONSERVATIV	0	19.093	19.093
**D	DEKA INVEST GMBH RE DEKA MEGATRENDS	0	290.000	290.000
**D	DEKA INV GMBH RE DEKA EUROPA AKTN STRATE	0	140.000	140.000
**D	DEKA INVEST GMBH RE NUILL-FONDS	0	8.000	8.000
**D	DEKA INV GMBH R DEK MSCI WORLD UCITS ETF	0	13.579	13.579
**D	DEKA INVEST.GMBH RE BEROLINAREN DEKA	0	29.520	29.520
**D	DEKA INVEST DIVIDENDENSTRATEGIE	0	11.500.000	11.500.000
**D	DEKA INVEST GMBH RE DEKA-PB DEFENSIV	0	14.914	14.914
**D	DEKA INVESTGMBH RE MSCI EUROPE LC UCITS	0	43.504	43.504
**D	DEKA INV. GMBH RE DEKA MSCI EUROPE UCITS ET	0	404.971	404.971
**D	DEKA INV. GMBH RE DEKA ST.EUR.50 UCI ETF	0	64.307	64.307
**D	H.E.S.T. AUSTRALIA LIMITED	0	423.791	423.791
**D	MINE SUPERANNUATION FUND	0	378.651	378.651
**D	LGIA SUPER TRUSTEE AS TRUSTEE FOR LGIA	0	411.351	411.351
**D	VANGUARD INTERNATIONAL SHARE INDEX FUND	0	215.960	215.960
**D	VANGUARD INTERNATIONAL SHARE INDEX FUND	0	2.450.143	2.450.143
**D	CONSTRUCTION AND BUILDING UNIONS SUPER F	0	707.670	707.670
**D	AUSTRALIANSUPER	0	12.061	12.061
**D	SAS TRUSTEE CORPORATION POOLED FUND	0	402.840	402.840
**D	NEW YORK STATE COMMON RETIREMENT FUND	0	7.379.754	7.379.754
**D	UBS ASSET MANAGEMENT LIFE LTD	0	4.072.560	4.072.560
**D	LUCRF PTY LTD FOR THE LABOUR UNION CO-OPERATIVE RETIREMENT FUND	0	41.206	41.206
**D	OPTIMIX WHOLESALE GLOBAL SHARE TRUST	0	207.400	207.400
**D	BANCO CENTRAL DE TIMOR-LESTE (BCTL)	0	616.133	616.133
**D	CONNECTICUT GENERAL LIFE INSURANCE COMPANY	0	99.518	99.518
**D	STANDARD CHARTERED BANK HONG KONG RETIRE	0	22.246	22.246
**D	JPMORGAN CHASE BANK - PB - CANADA P	0	17.495	17.495

880

1

88

LISTA ESITO DELLE VOTAZIONE
 Oggetto: Determinazione del compenso dei componenti il Consiglio di Amministrazione
 FAVOREVOLI

Badge	Ragione Sociale	Proprio	Delega	Totale
**D	JPMORGAN CHASE BANK - PB - UNITED STATES CORPORATIONS	0	18.355	18.355
**D	FOREIGN SECURITIES TRUST #1	0	1.106.048	1.106.048
**D	JPMORGAN CHASE BANK - PB - US FOUNDATION	0	16.037	16.037
**D	JPMORGAN CHASE BANK - PB - UNITED STATES PARTNERSHIP	0	155.087	155.087
**D	JPMORGAN CHASE BANK - PB - US TAX EX ENT	0	13.648	13.648
**D	JPMORGAN CHASE BANK - PB - UNITED STATES TRUSTS	0	15.985	15.985
**D	JPMORGAN CHASE BANK - PB - UNITED STATES TRUSTS - CRA TREATY	0	76.829	76.829
**D	JPMORGAN CHASE BANK - PB - UNITED STATES INDIVIDUALS	0	13.728	13.728
**D	JPMORGAN CHASE BANK - PB - UNITED STATES INDIVIDUALS	0	266.444	266.444
**D	COMMINGLED PENSION TRUST FUND (INTERNATIONAL ADVANTAGE) OF JPMORGAN CHASE BANK	0	1.717.344	1.717.344
**D	ROCKEFELLER & CO., INC	0	563.611	563.611
**D	BANCO CENTRAL DE TIMOR-LESTE (ECTL)	0	49.989	49.989
**D	TELSTRA SUPERANNUATION SCHEME	0	13.137	13.137
**D	JEFFREY LLC	0	6.321.550	6.321.550
**D	CTIVP - LAZARD INTERNATIONAL EQUITY ADVANTAGE FUND	0	104.065	104.065
**D	JPMORGAN GLOBAL MACRO OPPORTUNITIES FUND	0	555.754	555.754
**D	COMING PENS TR FU EU DYN HED EQ O JPM N	0	28.648	28.648
**D	JPMORGAN CHASE BANK - PB - CANADA P	0	39.652	39.652
**D	CAPCO TRUST JERSEY LIMITED AS TRUSTEE OF	0	57.254	57.254
**D	BANK OF MAURITIUS	0	24.932	24.932
**D	ANZ WHOLESALE INTERN. SHARE NO. 1 FUND	0	12.612	12.612
**D	BRUNEI SHELL RETIREMENT BENEFIT FUND	0	31.499	31.499
**D	CGMEV, LLC	0	16.683	16.683
**D	JPMORGAN GLOBAL CORE REAL ASSETS LIMITED	0	90.533	90.533
**D	TCORPIM INTERNATIONAL SHARE (UNHEDED) F	0	126.400	126.400
**D	ANZ PRIVATE GLOBAL EQUITIES TRUST	0	1.150.334	1.150.334
**D	THE BOEING COMPANY EMPLOYEE RETIREMENT P	0	805.510	805.510
**D	THE BOEING COMPANY EMPLOYEE RETIREMENT P	0	112.743	112.743
**D	DEKA INVEST GMBH RE A-VSA-FONDS	0	20.389	20.389
**D	BLACKROCK INTERNATIONAL ALPHA TILTS FUND	0	33.668	33.668
**D	ISHARES ALLCOUNTRY EQUITY INDEX FUND	0	1.057.899	1.057.899
**D	JPMORGAN SAR EUROPEAN FUND 50/F	0	327.981	327.981
**D	CAPITAL GROUP GLOBAL EQUITY FUND	0	137.193	137.193
**D	BLACKROCK FISSION INDEXED INTL EQUITY FD	0	6.220	6.220
**D	CHINA LIFE INSURANCE (GROUP) COMPANY	0	126.000	126.000
**D	SUPERANNUATION FUNDS MANAGEMENT COR	0	667.619	667.619
**D	ADVANCE INTERNATIONAL SHARE INDEX FUND	0	908.600	908.600
**D	ANZ WHOLESALE INTERNATIONAL SHARE NO. 3 FU	0	667.905	667.905
**D	CNEPATH GLOB SHARES LARGE CAP UNHED IN P	0	93.900	93.900
**D	CHINA LIFE INSURANCE COMPANY LIMITED	0	862.082	862.082
**D	ACCIDENT COMPENSATION CORPORATION	0	644.992	644.992
**D	TELSTRA SUPERANNUATION SCHEME	0	420.984	420.984
**D	IBM PERSONAL PENSION PLAN TRUST	0	32.533	32.533
**D	MTEJ DAIDO LIFE FOREIGN EQUITY MOTHER FD	0		

21

281

LISTA ESITO DELLE VOTAZIONE
 Oggetto: Determinazione del compenso dei componenti il Consiglio di Amministrazione
 FAVOREVOLI

Badge	Ragione Sociale	Proprio	Delega	Totale
**D	MINISTRY OF ECONOMY AND FINANCE	0	4.285.087	4.285.087
**D	ABU DHABI RETIREMENT PENSIONS AND BENEFIT	0	168.909	168.909
**D	ASPIRIANT RISK MANAGED GLOBAL EQUITY FUN	0	53.211	53.211
**D	EQ ADVISORS TRUST - EQ/INTERNATIONAL MAN	0	1.156.238	1.156.238
**D	EQ ADVISORS TRUST - AIM INTERNATIONAL MA	0	838.742	838.742
**D	FLEXSHARES' INTERNATIONAL QUALITY DIVIDEND	0	68.192	68.192
**D	JNL/MELLON CAPITAL ININAL INDEX FUND	0	932.702	932.702
**D	GOLDMAN SACHS TRUST - GOLDMAN SACHS ABSOL	0	38.400	38.400
**D	GOLDMAN SACHS TRUST - GOLDMAN SACHS INTER	0	268.562	268.562
**D	PUBLIC EMPLOYEES RETIREMENT SYSTEM OF OHIO	0	5.202.128	5.202.128
**D	MTB GOVERNMENT PENSION INVESTMENT FUND 4	0	29.834.073	29.834.073
**D	THE MASTER TRUST BANK OF JAPAN LTD	0	9.362.051	9.362.051
**D	JPMORGAN FUND ICVC - JPM GLOBAL EQUITY I	0	113.520	113.520
**D	JPMORGAN FUND ICVC - JPM EUROPE FUND	0	325.704	325.704
**D	JPM EUROPE DYNAMIC (EX UK) FUND	0	1.609.200	1.609.200
**D	JPMORGAN FUND ICVC - JPM GLOBAL CONSUMER	0	3.274.548	3.274.548
**D	JPMORGAN LIFE LIMITED	0	241.483	241.483
**D	JPM FUND ICVC-JPM MULTI-ASSET INCOME FD	0	78.062	78.062
**D	JPMORGAN FUND ICVC - JPM EUROPE FUND	0	70.670	70.670
**D	SHELL PENSIONS TRUST LIMITED AS TRU	0	1.038.395	1.038.395
**D	HAMSHIRE COUNTY COUNCIL PENSION FUND	0	199.717	199.717
**D	JOHN LEWIS PARTNERSHIP TRUST FOR PENSION	0	1.170.202	1.170.202
**D	NATIONAL FARMERS UNION MUTUAL INSURANCE	0	237.171	237.171
**D	TFL PENSION FUND	0	1.546.579	1.546.579
**D	STICHTING PENSIOENFONDS MEDISCH SPECIALI	0	88.320	88.320
**D	THE BARCLAYS BANK UK RETIREMENT FUND	0	66.144	66.144
**D	THE MASTER TRUST BANK OF JAPAN, LTD. AS	0	4.853.457	4.853.457
**D	VANGUARD TOTAL INTERNATIONAL STOCK INDEX	0	135.366.654	135.366.654
**D	VANGUARD FID COMPANY EUROPEAN STOCK INDE	0	382.960	382.960
**D	PRUDENTIAL LEGACY INSURANCE COMPANY NJ	0	429.892	429.892
**D	MTB FOR GOVERNMENT PENSION FD45828	0	4.348.059	4.348.059
**D	THE MASTER TRUST BANK OF JAPAN LTD	0	16.046.071	16.046.071
**D	HONG KONG EXPORT CREDIT INSURANCE CORPOR	0	8.564	8.564
**D	GOVERNMENT SUPERANNUATION FUND	0	312.372	312.372
**D	STATE OF CALI SAV PLUS PROG MASTER TRUST	0	8.852	8.852
**D	DEKA INTERNATIONAL S.A. RE HASPA MU	0	16.200	16.200
**D	INTERNATIONAL FUND MANAGEMENT S.A. RE STR	0	37.700	37.700
**D	DEKA VERMOGENSMANAGEMENT GMBH RE KEPPLER	0	112.850	112.850
**D	DEKA INVEST MBH VITUS FIRST VALUE FONDS	0	430.000	430.000
**D	DEKA INVEST RE DEKA TRUST BALANCED-FONDS	0	206.464	206.464
**D	DEKA A-DIM-WETZLAR-BALANCED-FONDS	0	27.900	27.900
**D	DEKA INVESTMENT GMBH RE AUM-FONDS	0	36.096	36.096
**D	DEKA A-DIM-WETZLAR-FONDS	0	28.135	28.135

983

LISTA ESITO DELLE VOTAZIONE
 Oggetto: Determinazione del compenso dei componenti il Consiglio di Amministrazione
 FAVOREVOLI

Badge	Ragione Sociale	Proprio	Delega	Totale
**D	DEKA INVEST GMBH RE DEKA MULT ASS TOT RE	0	9.137	9.137
**D	DEKA A-DOR-FONDS	0	131.979	131.979
**D	DEKA INVEST RE INTER-ESSEN-FONDS	0	22.017	22.017
**D	DEKA INVESTMENT GMBH RE DOHAMUN-FONDS DER IHK ZU DORTMUND	0	1.807	1.807
**D	DEKA INVEST GMBH MULDENTAL FONDS	0	66.000	66.000
**D	DEKA INVESTMENT GMBH RE PENSIONS FONDS MA	0	22.279	22.279
**D	DEKA INVESTMENT GMBH RE BF MASTERFONDS	0	73.219	73.219
**D	DEKA INVESTMENT GMBH RE A-ABAL 91-FONDS	0	56.000	56.000
**D	DEKA A-BAD HERSFELD-FONDS	0	21.614	21.614
**D	DEKA INVESTMENT GMBH RE WI AKTIEN	0	63.718	63.718
**D	DEKA INV. GMBH RE ROLAND MASTERFONDS	0	68.405	68.405
**D	DEKA INV. A-BGL-FONDS	0	40.273	40.273
**D	DEKA INVESTMENT GMBH RE MV-FONDS	0	108.000	108.000
**D	DEKA INVESTMENT GMBH RE IBG FONDS	0	74.000	74.000
**D	INTERNATIONALE KAPITALSANLAGEGESELLSCHAFT	0	120.000	120.000
**D	DEKA INVE GMBH RE DEKA-PRIVATVORSORGE AS	0	250.000	250.000
**D	DEKA INVEST GMBH RE CHRISTOPHORUS FD	0	3.296	3.296
**D	DEKA INVEST GMBH RE AGR DENA	0	23.900	23.900
**D	DEKA INVESTMENT GMBH RE STADTBahn-FONDS	0	6.302	6.302
**D	DEKA INVESTMENT GMBH RE DEKA-KSG-FONDS	0	31.564	31.564
**D	DEKA INVEST MAUBRONN-STROMBERG-FONDS	0	32.500	32.500
**D	DEKA INVEST REGIONALE-WUPPERTAL-FONDS	0	2.919	2.919
**D	DEKA INVEST GMBH RE DEKA-SBO-FONDS	0	9.616	9.616
**D	DEKA INVEST GMBH RE HODENSEE-FONDS	0	5.000	5.000
**D	DEKA INVESTMENT GMBH RE DEKA-BR 20	0	2.078	2.078
**D	DEKA INVESTMENT GMBH RE VER 03-FONDS	0	16.802	16.802
**D	DEKA INVEST RE KOMMUNAL-TUT-BALANCED -FO	0	34.500	34.500
**D	DEKA INVESTMENT GMBH RE A-AMISIA-FONDS	0	90.000	90.000
**D	DEKA INVESTMENT GMBH RE A-ASD-FONDS	0	39.300	39.300
**D	DEKA INVESTMENT GMBH RE A-KSK FULDA-FOND	0	64.100	64.100
**D	DEKA INVEST. A-NORDHAUSEN 2-FONDS	0	200.188	200.188
**D	DEKA INVEST GMBH RE HUPPERTZ GLOBAL	0	2.248	2.248
**D	DEKA INVESTMENT GMBH RE A WITTRING ICR F	0	8.150	8.150
**D	DEKA INVESTMENT GMBH RE S BROKER 1 FONDS	0	12.000	12.000
**D	DEKA INVESTMENT GMBH RE A-SKGO-FONDS	0	8.500	8.500
**D	DEKA INVESTMENT GMBH RE LANDSBERG-FONDS	0	62.600	62.600
**D	DEKA INVESTMENT GMBH RE PRHL 1-FONDS	0	20.000	20.000
**D	DEKA INVESTME GMBH RE CHRONOS FUNDMASTER	0	110.000	110.000
**D	DEKA INVESTMENT GMBH RE WI DISCOUNT	0	1.155.000	1.155.000
**D	DEKA INVESTM GMBH RE A-HECKER-FONDS I	0	163.000	163.000
**D	SUEBIA FONDS	0	682.452	682.452
**D	BMW AG	0	94.987	94.987
**D	EPS	0	149.711	149.711

LISTA ESITO DELLE VOTAZIONI
 Oggetto: Determinazione del compenso dei componenti il Consiglio di Amministrazione
 FAVOREVOLI

Badge	Ragione Sociale	Proprio	Delega	Totale
**D	OB 2	0	259.332	259.332
**D	GVV FOLDFONDS PAI	0	425.253	425.253
**D	DEKA VALUE PLUS	0	576.820	576.820
**D	ALLIANZGI-FONDS DSPT	0	446.141	446.141
**D	RAGS-FUNDMASTER	0	136.061	136.061
**D	GVV FOLDFONDS VOL AG I	0	318.493	318.493
**D	ARTEMIS INSTITUTIONAL GLOBAL CAPITAL FUN	0	118.037	118.037
**D	THE MASTER TRUST BANK OF JAPAN LTD	0	4.538.628	4.538.628
**D	UI-E	0	212.510	212.510
**D	NATIONAL PENSION INSURANCE FUND	0	129.639	129.639
**D	NATIONWIDE BAILARD INTERNATIONAL EQUIT E	0	150.000	150.000
**D	NATIONWIDE INTERNATIONAL INDEX FUND	0	727.837	727.837
**D	JEMORGAN EUROPEAN INVESTMENT TRUST PLC	0	737.308	737.308
**D	INTERNATIONAL FUND MANAGEMENT S.A. RE GLO	0	63.000	63.000
**D	INTERNATIONAL FUND MANAGEMENT S.A. RE IFM	0	427.000	427.000
**D	INTERNATIONAL FUND MANAGEMENT S.A. RE IF	0	3.500.000	3.500.000
**D	DEKA INTERNATIONAL S.A. RE DEKA-EUROPAVA	0	146.208	146.208
**D	DEKA INTL S.A GLOBALE AKTIEN LOWRISK	0	1.765.037	1.765.037
**D	DEKA INTERNATIONAL S.A. RE DEKALUX-EUROPA	0	700.000	700.000
**D	DEKA INTERNATIONAL S.A. RE DEKAMULTI ASSET ERTRAG	0	2.291.783	2.291.783
**D	INTERNATIONAL FUND MANAGEMENT S.A.	0	23.535	23.535
**D	DEKA INTERNATIONAL S.A. RE DEKA-EURO PAGARANT	0	272.179	272.179
**D	EQ ADVISORS TRUST - 1290 VT SMARTBETA EQ	0	10.720	10.720
**D	JNL/BLACKROCK GLOBAL ALLOCATION FUND	0	2.863.996	2.863.996
**D	JNL BLACKROCK ADVANTAGE INTERNATIONAL FU	0	13.446	13.446
**D	EQ ADVISORS TR EQ TEMPLE GLOB EQ M VO P	0	75.362	75.362
**D	BOILERMAKERS NATIONAL ANNUITY TRUST	0	94.702	94.702
**D	T. ROME PRICE GLOBAL EQUITY FUND	0	8.823	8.823
**D	VANTAGE TRUST III MAST COLLECT INVE FU TR	0	540.339	540.339
**D	THE MASTER TRUST BANK OF JAPAN LTD	0	4.933	4.933
**D	BBP INKA	0	99.418	99.418
**D	THE NATIONAL FARMERS UNION MUTUAL INS LINK PEN	0	75.110	75.110
**D	THE MASTER TRUST BANK OF JAPAN LTD	0	605.155	605.155
**D	THE MASTER TRUST BANK OF JAPAN LTD	0	282.161	282.161
**D	BUREAU OF LABOR FUNDS- LABOR PENSION FUND	0	1.448.790	1.448.790
**D	BUREAU OF LABOR FUNDS- LABOR PENSION FUND	0	903.577	903.577
**D	BUREAU OF LABOR FUNDS-LABOR RETI FUND	0	157.648	157.648
**D	BUREAU OF LABOR FUNDS-LABOR RETI FUND	0	92.701	92.701
**D	BUREAU OF LABOR FUNDS-LABOR INSURANCE FU	0	80.014	80.014
**D	BUREAU OF LABOR FUNDS- LABOR RETIREMENT FUND	0	18.638	18.638
**D	BUREAU OF LABOR FUNDS- LABOR PENSION FUND	0	58.713	58.713
**D	BUREAU OF LABOR FUNDS- LABOR INSURANCE FU	0	23.375	23.375
**D	NEW YORK STATE COMMON RETIREMENT FUND	0	5.197.739	5.197.739

985

EM

LISTA ESITO DELLE VOTAZIONE
 Oggetto: Determinazione del compenso dei componenti il Consiglio di Amministrazione
 FAVOREVOLI

Badge	Ragione Sociale	Proprio	Delega	Totale
**D	NEW YORK STATE COMMON RETIREMENT FU	0	4.417.278	4.417.278
**D	MISSOURI EDUCATION PENSION TRUST	0	342.833	342.833
**D	STATE OF WYOMING	0	455.278	455.278
**D	ARTEMIS GLOBAL EQUITY INCOME FUND	0	2.197.126	2.197.126
**D	ARTEMIS EUROPEAN GROWTH FUND	0	1.104.400	1.104.400
**D	AXA ROSENBERG EUROPEAN FUND	0	23.730	23.730
**D	KUWAIT FUND FOR ARAB ECONOMIC DEVELOPMEN	0	53.190	53.190
**D	BLACKROCK MULTI-ASSET INC.PORTF.OF BLACK	0	1.444.940	1.444.940
**D	BLACKROCK INTERNATIONAL INDEX V.I.FUND OF BLACKROCK VARIABLE SERIES FUNDS INC.	0	103.512	103.512
**D	THE MASTER TRUST BANK OF JAPAN LTD	0	137.132	137.132
**D	THE MASTER TRUST BANK OF JAPAN LTD	0	5.913	5.913
**D	BLACKROCK INSTITUTIONAL TRUST COMDA	0	3.597.991	3.597.991
**D	BLACKR INS T COMP NA INV F FOR EMP BEN T	0	16.183.903	16.183.903
**D	BLACKROCK MSCI EAFE EQUITY INDEX NON-LENDABLE FUND	0	58.770.455	58.770.455
**D	TRUST AND CUSTODY SERVICES BANK, LTD. AS TRUSTEE FOR MHTB AS TRUSTEE FOR MEAM INTERNATIONAL EQUITY INDEX MOTHER FUND	0	1.960.964	1.960.964
**D	61.695	61.695		0
**D	TRUST AND CUSTODY SERVICES BANK LIMITED	0	693.341	693.341
**D	VFTC INST TOTAL INT STOCK MARKET IND TRU	0	3.644.797	3.644.797
**D	WASHINGTON STATE INVESTMENT BOARD	0	5.530.259	5.530.259
**D	BLACKROCK MSCI EMU IMI INDEX FD B (EMUM	0	6.670	6.670
**D	MSCI WORLD EQUITY ESG SCREENED INDE	0	1.039.964	1.039.964
**D	MSCI EUROPE EQUITY INDEX FUND B (EU	0	6.728.595	6.728.595
**D	MSCI ACWI EX-U.S. IMI INDEX FUND B2	0	489.235	489.235
**D	MSCI EUROPE EQUITY ESG SCREENED INDEX FUND B	0	8.835	8.835
**D	EUROPE EQUITY INDEX ESG SCREENED FU	0	517.658	517.658
**D	EUROPE EX-UK ALPHA TILTS ESG SCREEN	0	46.687	46.687
**D	INTERNATIONAL ALPHA TILTS FUND B (I	0	193.432	193.432
**D	GLOBAL EX US ALPHA TILTS FUND B	0	38.819	38.819
**D	JPMORGAN GLOBAL RESEARCH ENHANCED IND FU	0	890.992	890.992
**D	JPMORGAN GLOBAL ALLOCATION FUND	0	539.940	539.940
**D	JPMORGAN EUROPE DYNAMIC FUND	0	1.413.470	1.413.470
**D	JPMORGAN INCOME BUILDER FUND	0	2.088.367	2.088.367
**D	JPMORGAN DIVERSIFIED RETURN GLOB EQ ETF	0	25.889	25.889
**D	JPMORGAN INSURANCE TRUST GLOBAL ALLOC PO	0	12.172	12.172
**D	JPMORGAN INSURANCE TRUST INCOME BUILD PO	0	14.000	14.000
**D	JPMORGAN DIVERSIFIED RETURN EUROPE EQUITY ETF	0	7.631	7.631
**D	JPMORGAN DIVERSIF RETURN INTERNAT EQ ETF	0	103.113	103.113
**D	JPMORGAN INTERNATIONAL ADVANTAGE FUND	0	566.410	566.410
**D	JPMORGAN INTERNAT.RESEARCH ENHANCED EQUI	0	8.450.245	8.450.245
**D	JPMORGAN MACRO OPPORTUNITIES FUND	0	28.814	28.814
**D	JPMORGAN BETABUILDERS INTERNATIONAL	0	25.505	25.505
**D	JPMORGAN BETABUILDERS EUROPE ETF	0	2.321.720	2.321.720

986

LISTA ESITO DELLE VOTAZIONE
 Oggetto: Determinazione del compenso dei componenti il Consiglio di Amministrazione
 FAVOREVOLI

Badge	Ragione Sociale	Proprio	Delega	Totale
**D	THRIFT SAVINGS PLAN	0	28.239.959	28.239.959
**D	CDN MSCI EAFE MINIMUM VOLATILITY INDEX F	0	11.464	11.464
**D	BLACKROCK CDN MSCI EAFE EQUITY INDEX FUN	0	3.628.989	3.628.989
**D	BLACKROCK CDN MSCI EAFE INDEX PLUS FUND	0	63.073	63.073
**D	BLACKROCK CDN WORLD INDEX FUND	0	420.667	420.667
**D	STICHTING PENSIOENFONDS VOOR HOISARTSEN	0	269.468	269.468
**D	JPMORGAN FUND ICVC - JPM GLOBAL RESEARCH ENHANCED INDEX EQUITY FUND	0	82.117	82.117
**D	JPMORGAN INTERNATIONAL HEDGED EQUITY FUN	0	102.001	102.001
**D	COMMINGLED PENSION TR FUN INT OPPORTUNIT	0	2.350.905	2.350.905
**D	JPMORGAN DIVERSIFIED FUND	0	70.626	70.626
**D	COLUMBIA GLOBAL INFRASTRUCTURE FUND	0	806.744	806.744
**D	STATE FARM INSURANCE CO EMPLOYEE RETIREM	0	1.698.117	1.698.117
**D	COLUMBIA CAPITAL ALLOCATION AGGRESSIVE F	0	4.214	4.214
**D	COLUMBIA CAPITAL ALLOCATION CONSERVAT PO	0	1.036	1.036
**D	COLUMBIA CAPITAL ALLOCATION MODERATE POR	0	5.100	5.100
**D	COLUMBIA CAPITAL ALLOCATION MODER AGG F	0	3.557	3.557
**D	COLUMBIA CAPITAL ALLOCAT MODER CONSER PO	0	1.582	1.582
**D	1290 FUNDS - 1290 SMARTBETA EQUITY FUND	0	12.000	12.000
**D	AQR FUNDS - AQR INTERNATIONAL MULTI STYL	0	1.076.422	1.076.422
**D	DELTA MASTER TRUST	0	15.680	15.680
**D	JPMORGAN ACCESS BALANCED FUND	0	22.225	22.225
**D	JPMORGAN ACCESS GROWTH FUND	0	26.882	26.882
**D	PROVEDA GLOBAL EQUITY, LP	0	3.936	3.936
**D	MULTI-MANAGER INTERNATIONAL EQUITY STRATEGIES FUND	0	843.273	843.273
**D	EQ ADVISORS TRUST - EQ/WELLINGTON E	0	79.265	79.265
**D	U S STEEL CORPO REPRES RETIREES BENEF TR	0	11.658	11.658
**D	COMMINGLED PENSION TRUST FUND (GLOBAL OP	0	769.268	769.268
**D	FREDERICK S. UPTON FOUNDATION CAPITAL GU	0	25.030	25.030
**D	STATE OF NEW MEXICO STATE INVEST COUNCIL	0	2.129.343	2.129.343
**D	COMMINGLED PENSION TRUST FUND (INTREPID INTERNATIONAL) OF JPMORGAN CHASE BANK	0	3.340.088	3.340.088
**D	KATHERINE C. MOORE CHARITABLE LEAD ANNUITY TRUST II	0	14.425	14.425
**D	INVESCO OPPENHEIMER GLOBAL MULTI-AS	0	23.714	23.714
**D	NEW YORK LIFE INSURANCE AND ANNUITY CO	0	30.104	30.104
**D	MULTI-MANAGER DIRECTIONAL ALTERNATIVE STRATEGIES FUND	0	50.766	50.766
**D	CAPITAL GUARDIAN GLOBAL EQUITY FUND	0	510.459	510.459
**D	CAPITAL GROUP INTERNATIONAL EQUITY	0	2.620.227	2.620.227
**D	JPMORGAN INTERNATIONAL EQUITY PLUS FUND	0	26.887	26.887
**D	RETIREMENT PLAN FOR EMPLOYEES OF AETNA INC	0	275.266	275.266
**D	DUKE ENERGY RETIREMENT SAVINGS PLAN	0	463.700	463.700
**D	THE KATHERINE MOORE REVOCABLE TRUST	0	15.133	15.133
**D	JAB CONSOLIDATED LTD	0	1.426	1.426
**D	F.M.KIRBY TRUST DATED 1/3/75 FBO FRED M. KIRBY III	0	6.505	6.505
**D	FM KIRBY TRUST DTD 1/3/75 FBO S DILLARD KIRBY	0	8.853	8.853

987

LISTA ESITO DELLE VOTAZIONE
 Oggetto: Determinazione del compenso dei componenti il Consiglio di Amministrazione
 FAVOREVOLI

Badge	Regione Sociale	Proprio	Delega	Totale
**D	EM KIRBY DTD TRUST 1/3/75 FBO JEFFERSON W KIRBY	0	6.506	6.506
**D	OSHARES FISE EUROPE QUALITY DIVIDEND ETF	0	58.168	58.168
**D	CHURCH COMMISSIONERS FOR ENGLAND	0	42.664	42.664
**D	NMMS-WIEQ-CNS ACCOUNT	0	9.200	9.200
**D	WIF-C S GBL LISTED INFRASTRUCTURE	0	87.189	87.189
**D	NMMS GLEQ GQG ACCOUNT	0	117.088	117.088
**D	NMMS GIEP NVN ACCOUNT	0	123.518	123.518
**D	NMMS WIEQ BRF ACCOUNT	0	24.400	24.400
**D	NMMS-WIEQ-NVN ACCOUNT	0	45.671	45.671
**D	DPAM EQUITIES L	0	321.007	321.007
**D	DPAM L	0	27.100	27.100
**D	DPAM CAPITAL B	0	673.965	673.965
**D	DPAM HORIZON B	0	51.250	51.250
**D	DPAM DEI-RDT B	0	332.156	332.156
**D	DPAM INVEST B	0	2.274.132	2.274.132
**D	I.T.SICAV INSTITUTIONNELLE DE DROIT BELGE	0	380.000	380.000
**D	BERNISCHE PENSIONSKASSE	0	1.101.026	1.101.026
**D	PRISMA FONDATION SUISSE D'INVESTISSEMENT PRISMA ESG WORLD EX-CH L.V.EQ. H	0	1.741	1.741
**D	MERRILL LYNCH PROFESSIONAL CLEARING CORP	0	265.297	265.297
**D	HELABA INVEST KAPITALANLAGEGESELLSCHAFT MBH	0	1.275.000	1.275.000
**D	BALOISE FUND INVEST (CH)-AKTIEN WELT EX SCHEWIZ PASSIV CREDIT SUISSE FUNDS AG	0	8.605	8.605
**D	CREDIT SUISSE FUNDS AG ASAST AKTIEN AUSLAND MANDAT ALLIANZ GLOBAL INVESTORS	0	24.501	24.501
**D	CSIF (CH) III EQUITY WORLD EX CH VALUE WEIGHTED - PENSION FUND CREDIT SUISSE FUNDS AG	0	49.626	49.626
**D	AXA VORSORGE FONDS II - EQUITIES GLOBAL MARKETS CREDIT SUISSE FUNDS AG	0	45.076	45.076
**D	SZKB STRATEGIEFONDS WACHSTUM CREDIT SUISSE FUNDS AG	0	40.698	40.698
**D	PK CSG WORLD EQUITY CREDIT SUISSE FUNDS AG	0	92.562	92.562
**D	SZKB STRATEGIEFONDS AUSGEMOGEN CREDIT SUISSE FUNDS AG	0	48.606	48.606
**D	MIGROS AST FONDS II AKTIEN AUSLAND CREDIT SUISSE FUNDS AG	0	430.000	430.000
**D	AXA VORSORGE FONDS - EQUITIES GLOBAL MARKETS III CREDIT SUISSE FUNDS AG	0	715.392	715.392
**D	PK CSG WORLD EQUITY CREDIT SUISSE FUNDS AG MANDAT SWISS ROCK	0	292.204	292.204
**D	CS INVESTMENT FONDS 2 LUX EUROZONE ACTIVE OPPORTUNITIES EQ	0	707.473	707.473
**D	CSIF 2 CREDIT SUISSE (LUX) EUROPEAN DIVIDEND PLUS EQUITY FD	0	822.241	822.241
**D	CREDIT SUISSE INDEX FUND (LUX) - CSIF (LUX) EQUITY EMU	0	3.280.661	3.280.661
**D	CREDIT SUISSE INDEX FUND (LUX) - CSIF (LUX) EQUITY WORLD FACTOR MIX	0	11.445	11.445
**D	CS INVESTMENT FONDS 2 - CREDIT SUISSE (LUX) INFRASTRUCTURE EQUITY FUND	0	665.000	665.000
**D	CREDIT SUISSE INDEX FUND (LUX) - CSIF (LUX) EQUITY EMU BLUE	0	2.870.014	2.870.014
**D	CREDIT SUISSE INDEX FUND (LUX) - CSIF (LUX) EQUITY EURO STOXX MULTI PREMIA	0	26.622	26.622
**D	CSIF (CH) EQUITY EMU CREDIT SUISSE FUNDS AG	0	1.273.993	1.273.993
**D	FINREON WORLD EQUITY ISOPRO (PENSION) CREDIT SUISSE FUNDS AG	0	32.359	32.359
**D	ACM VIE SA SELR EURO	0	869.400	869.400
**D	ACM VIE SA FONDS GENERAL	0	8.494.718	8.494.718
**D	ACM MUT FONDS GENERAL	0	1.975.105	1.975.105
**D	ACM IARD SA	0	1.007.481	1.007.481

988

9

97

LISTA ESITO DELLE VOTAZIONE
 Oggetto: Determinazione del compenso dei componenti il Consiglio di Amministrazione
 FAVOREVOLI

Badge	Regione Sociale	Proprio	Delega	Totale
**D	BAYERNINVEST KAPITALVERWALTUNGSGESELLSCHAFT MBH	0	5.415.311	5.415.311
**D	FIDELITY ADVIS SVIII FID ADV INT CA AP F	0	6.749.700	6.749.700
**D	FIAM GROUP TR FOR EMPLOYEE BENEFF PLA	0	6.608.175	6.608.175
**D	VARIABLE INSURANCE PROD FD II INTER CAP	0	736.200	736.200
**D	JAPAN TRUSTEE SERVICES BANK LTD	0	100.324	100.324
**D	FIDELITY FUNDS SICAV	0	31.099.648	31.099.648
**D	FIDELITY FUNDS SICAV	0	30.747	30.747
**D	FIDELITY FUNDS SICAV	0	824.496	824.496
**D	FIDELITY FUNDS SICAV	0	5.168.307	5.168.307
**D	NN (L)	0	813	813
**D	FIDELITY POC VALDE UNCONSTRAINED	0	976	976
**D	FIDELITY POC VALDE OPTIMIZED FACTOR	0	3.267	3.267
**D	FIL GENESIS LIMITED FIDELITY POC CLIMATE	0	17.157	17.157
**D	JAPAN TRUSTEE SERVICES BANK LTD	0	135.963	135.963
**D	PYRAMIS SELECT INTER EQ FUND LLC	0	16.069	16.069
**D	PYRAMIS GROUP TR FOR EMPLOYEES BENEFF PLAN	0	2.091.423	2.091.423
**D	FIDELITY SAL ST FIDELITY GLOBAL EX US IN	0	1.392.288	1.392.288
**D	FIDELITY SALEM STR T FID TOTAL INT IND F	0	66.350	66.350
**D	FIDELITY UCITS ICAV	0	32.160	32.160
**D	FIDELITY UCITS II ICAV	0	45.153	45.153
**D	VARIABLE INSURANCE PRODUCTS FUND II: INTERNATIONAL INDEX PORTFOLIO	0	502.209	502.209
**D	FIDELITY SALEM STREET TRUST: FIDELITY ZERO INTERNATIONAL INDEX FUND	0	71.271	71.271
**D	FIDELITY CONCORD STREET TRUST: FIDELITY SERIES INTERNATIONAL INDEX FUND	0	4.147.590	4.147.590
**D	SEI INSTIT INV TRUST WORLD EQUITY EX US FD WELLING	0	113.308	113.308
**D	FIDELITY RETIREE HEALTH REIMBURSEMENT PL	0	1.025.016	1.025.016
**D	ANIMA SGR SPA ANIMA SELEZIONE EUROPA	0	1.000.000	1.000.000
**D	ANIMA ALTO POTENZIALE ITALIA ANIMA SGR	0	386.200	386.200
**D	ANIMA SELEZIONE GLOBALE ANIMA SGR	0	1.337.306	1.337.306
**D	ANIMA ALTO POTENZIALE EUROPA ANIMA SGR S	0	796.923	796.923
**D	ANIMA SGR SPA - ANIMA VISCONTEO PLUS	0	406.032	406.032
**D	ANIMA SGR SPA	0	1.342.320	1.342.320
**D	ANIMA SGR SPA ANIMA CRESCITA ITALIA	0	3.291.034	3.291.034
**D	ANIMA ITALIA ANIMA SGR	0	4.277.955	4.277.955
**D	ANIMA/VISCONTEO ANIMA SGR SPA	0	733.500	733.500
**D	ANIMA/SFORZESCO ANIMA SGR SPA	0	2.039.352	2.039.352
**D	ANIMA FONDO TRADING ANIMA SGR SPA	0	600.000	600.000
**D	ANIMA EUROPA ANIMA SGR SPA	0	548.354	548.354
**D	ANIMA SGR SPA ANIMA VESPUCCI	0	100.800	100.800
**D	ANIMA SGR SPA ANIMA MAGELLANO	0	488.500	488.500
**D	ALETTI GES OB ITA	0	250.000	250.000
**D	ALETTI GES OB EUR C	0	300.000	300.000
**D	ALETTI GES MT EUR	0	508.940	508.940
**D	ALETTI GES FR CED II	0	482.480	482.480

EM

988

LISTA ESITO DELLE VOTAZIONE
 Oggetto: Determinazione del compenso dei componenti il Consiglio di Amministrazione
 FAVOREVOLI

Badge	Ragione Sociale	Proprio	Delega	Totale
**D	ANIMA SGR SPA - GESTIELLE PRO ITALIA	0	125.000	125.000
**D	ALETTI GES ABS RS	0	163.207	163.207
**D	ALETTI GES C MT IV	0	20.151	20.151
**D	ALETTI GES C MT V	0	390.852	390.852
**D	ALETTI GES MAIII	0	332.257	332.257
**D	ANIMA MEGATREND ANIMA SGR	0	75.000	75.000
**D	ANIMA PICPAC MAGELLANO 2022 ANIMA SGR	0	26.640	26.640
**D	ANIMA PICPAC VALORE GLOBALE 2022 ANIMA S	0	48.599	48.599
**D	ANIMA ESAGONO AZIONARIO GLOBALE ANIMA SG	0	13.700	13.700
**D	ANIMA ESAGONO AZIONARIO GLOBALE ANIMA SG	0	8.390	8.390
**D	DEAM FONDS AT2M	0	24.000	24.000
**D	JANUS HENDERSON HORIZON FUND	0	5.948.546	5.948.546
**D	EXANE FUNDS 2	0	2.788.892	2.788.892
**D	JANUS HENDERSON FUND	0	7.628.875	7.628.875
**D	FAM SERIES UCITS ICAY	0	604.795	604.795
**D	JANUS HENDERSON GLOBAL EQUITY INCOME FD	0	2.532.172	2.532.172
**D	JANUS HEND INSTIT INDEX OPP FUND	0	65.022	65.022
**D	JANUS HENDERSON EUROPEAN FOCUS FUND	0	1.680.093	1.680.093
**D	JANUS HENDERSON EUROPEAN SELECT OPFS FD	0	5.968.344	5.968.344
**D	JANUS HEND EUROPEAN ABSOLUTE RETURN FUND	0	98.729	98.729
**D	ENHANCED INDEX INTERNATIONAL SHARE FUND	0	528.326	528.326
**D	AMP CAP UNHEGDED GL SHS MULTI MAN FUND	0	101.568	101.568
**D	WHOLESALE GLOBAL EQUITY VALUE FUND	0	228.920	228.920
**D	JANUSHENDERSON GLOBAL EQUITY INCOME FUND	0	65.700	65.700
**D	MUTACTION 11	0	858.280	858.280
**D	AVIVA PATRIMOINE	0	40.125	40.125
**D	AVIVA DIVERSIFIE	0	7.236	7.236
**D	FCP AVIVA INVESTORS SELECTION	0	36.891	36.891
**D	FCP AVIVA INVESTORS CONVICTION	0	343.112	343.112
**D	FCP AVIVA INVESTORS VALORISATION	0	208.584	208.584
**D	FCP AFER ACTIONS EURO	0	2.049.938	2.049.938
**D	FCP AVIVA PERFORMANCE	0	11.238	11.238
**D	FCP AVIVA ACTIONS EURO	0	219.472	219.472
**D	FCP AVIVA STRUCTURE INDEX 3	0	178.399	178.399
**D	FCP AVIVA INVESTORS ACTIONS EURO	0	723.254	723.254
**D	FCP CAP EQUILIBRE	0	2.630	2.630
**D	FCP HUMANIS RETRAITE ACTIONS	0	1.098.676	1.098.676
**D	FCP INTER ACTIO	0	1.235	1.235
**D	FCP CAP SERENITE	0	1.859	1.859
**D	FCPE ESTERRA	0	680	680
**D	FCPE MAN ENERGY SOLU FRANCE SAS	0	3.347	3.347
**D	FCPE OMYA DIVERSIFIE	0	1.943	1.943
**D	EPSENS OFFENSIF ISR	0	360.877	360.877

990

21

LISTA ESITO DELLE VOTAZIONE
 Oggetto: Determinazione del compenso dei componenti il Consiglio di Amministrazione
 FAVOREVOLI

Badge	Ragione Sociale	Proprio	Delega	Totale
**D	FCPE GEMALTO DYN SOLID	0	26.264	26.264
**D	FCPE SAL GROUP CIE DEUTS	0	4.164	4.164
**D	FCPE GROUP APA NRD OUEST	0	932	932
**D	FCP HGA ACTIONS ISR	0	906.289	906.289
**D	FCPE NESTLE FRANCE ACTIO	0	104.595	104.595
**D	FCPE GIVAUDAN	0	16.295	16.295
**D	FCPE CROWN EMBAL FR SAS	0	11.606	11.606
**D	FCPE CLAIREFONTAINE EXAC	0	290	290
**D	FCP HP ACTIONS LAZARD	0	492.503	492.503
**D	FCPE DPI N 2	0	6.357	6.357
**D	FCPE EPARGNE SOL DYN THA	0	233.037	233.037
**D	FCPE SKE DIV INTEREXP	0	17.466	17.466
**D	FCPE MATRA	0	20.433	20.433
**D	FCPE GR SCHLINDER AUD	0	3.315	3.315
**D	FCPE RATIER FIGEAC	0	4.647	4.647
**D	FCPE THALES ALENIA SP 3	0	2.912	2.912
**D	FCPE NALCO FRANCE S A S	0	3.011	3.011
**D	FCPE COMPTAGE IMMOBILIER	0	5.704	5.704
**D	BUILDING SOLUTIONS DIVERSITE	0	6.874	6.874
**D	FCBE S E P DIV ACTIONS	0	7.584	7.584
**D	FCPE RELAIS H DIVERSITE	0	2.529	2.529
**D	FCPE III CIMENT CALCIA D	0	4.122	4.122
**D	FCPE GROUPE SECURITAS	0	5.947	5.947
**D	FCPE ZOLPAN INVEST 5 ANS	0	868	868
**D	FCP HGA ACTIONS SOLIDAIRE EMPLOI SANTE	0	269.506	269.506
**D	FCPE ITW DE FRANCE	0	5.270	5.270
**D	FCPE CRCAM PROV C D AZUR	0	8.069	8.069
**D	FCPE ARJOWIGGINS CANSON	0	384	384
**D	FCPE NUFARM EXP SOLIDA	0	542	542
**D	FCPE CHANTELE	0	1.013	1.013
**D	FCPE GE FONDS A SOLIDAIRE	0	28.259	28.259
**D	FCPE THALES ALENIA SP 1	0	1.861	1.861
**D	FCPE SAFRAN ETRIQUE SLDR	0	44.140	44.140
**D	FCPE HENKEL DVSF INT EXP	0	3.032	3.032
**D	FCPE HORIZON EPARGNE MIXTE	0	18.036	18.036
**D	FCP HUMANIS RETRAITE ACTION BAS CARBONE	0	471.846	471.846
**D	HUMANIS RETRAITE DIVERSITE	0	1.504.673	1.504.673
**D	ACTIAM RESPONSIBLE INDEX FUND EQUITY EUR	0	1.724.625	1.724.625
**D	STICHTING JURIDISCH EIGENAAR ACTIAM	0	2.741.039	2.741.039
**D	FCPE SAPEM ACTIONS	0	11.392	11.392
**D	ACTIAM BELEGINGSFONDSEN NV	0	191.283	191.283
**D	JANUS HENDERSON DIVIDEND INCOME BUILDER	0	211.278	211.278
**D	DNCA BEYOND EUROPEAN LEADERS	0	135.000	135.000

LISTA ESITO DELLE VOTAZIONE
 Oggetto: Determinazione del compenso dei componenti il Consiglio di Amministrazione
 FAVOREVOLI

Badge	Ragione Sociale	Proprio	Delega	Totale
**D	HUGO DNCA	0	72.944	72.944
**D	DNCA VALUE EUROPE	0	1.732.183	1.732.183
**D	FCP DNCA EVOLUTIF	0	1.429.391	1.429.391
**D	CFI INVEST	0	230.904	230.904
**D	PENSIONSKASSE DES BENDES PUBLICA	0	1.899.705	1.899.705
**D	MANAGEMENT BOARD PUBLIC SERVICE PENSION	0	73.094	73.094
**D	FIDELITY GLOBAL LOW VOLATILITY EQUITY FU	0	21.940	21.940
**D	FIDELITY GLOBAL LIFE INSURANCE CO	0	103.598	103.598
**D	AXA EQUITABLE LIFE INSURANCE	0	196.118	196.118
**D	JPM CHASE BANK - PE - UK CORPORATIONS	0	23.778	23.778
**D	BIRELEY'S ORANGE JAPAN, S.A.	0	6.210	6.210
**D	AXA OFFSHORE MULTIMANAGER FUNDS TRUST - AXA OFFSHORE AGGRESSIVE MULTIMANAGER FUND CIBC	0	229.951	229.951
**D	FRONTIER COMMUNICATIONS PENSION PLAN	0	23.134	23.134
**D	GENERAL MOTORS PENSIONFONDS OFF	0	18.336	18.336
**D	CONNECTICUT GENERAL LIFE INSURANCE COMPANY	0	72.882	72.882
**D	FQ ESSENTIAL BETA FUND LTD	0	5.094	5.094
**D	FIDELITY MANAGEMENT AND RESEARCH CO	0	4.646	4.646
**D	FIDELITY INVESTMENTS MONEY MANAGEMENT IN	0	91.228	91.228
**D	ROYAL BOROUGH OF KINGSTON UPON THAMES PE	0	329.059	329.059
**D	EQ ADVISORS TRUST - EQ/RB DYNAMIC MODERA	0	1.683.639	1.683.639
**D	EQ ADV TRUST EQ/INT. EQ. INDEX PORTFOLIO	0	1.036.570	1.036.570
**D	BOILERMAKER BLACKSMITH NATIONAL PENSION	0	12.875.726	12.875.726
**D	MFS UTILITIES FUND	0	12.371.700	12.371.700
**D	FIDELITY DIVERSIFIED INTERNATIONAL FUND	0	748.036	748.036
**D	FIDELITY CENTRAL INVESTMENT PORTFOLIOS L	0	1.949.215	1.949.215
**D	AVIVA LIFE & PENSIONS UK LIMITED	0	24.644.314	24.644.314
**D	UNIVERSITIES SUPERANNUATION SCHEME	0	36.318	36.318
**D	THE CAR CARE PENSION PLAN	0	437.787	437.787
**D	CITY OF PHILADELPHIA PUBLIC EMPL RET SYS	0	1.491.450	1.491.450
**D	FORSTA AP - FONDEN	0	2.786.989	2.786.989
**D	DWS INVESTMENT GMBH	0	181.934	181.934
**D	UKA-FONDS	0	100.000	100.000
**D	JUPITER GREEN INVESTMENT TRUST PLC	0	5.301.647	5.301.647
**D	FIDELITY EUROPEAN VALUES PLC	0	90.939	90.939
**D	NATIONAL PENSION INSURANCE FUND	0	74.087	74.087
**D	EQ-ADVISORS TRUST-AXA/AB DYNAMIC GROWTH	0	775.404	775.404
**D	EQ-ADVISORS TRUST - EQ/MFS UTILITIES SERIES PORTFOLIO	0	68.594	68.594
**D	NVIT INTERNATIONAL EQUITY FUND ONE	0	96.499	96.499
**D	MARSHFIELD CLINIC MASTER TRUST	0	90.939	90.939
**D	BUREAU OF LABOR FUNDS - LABOR RETIREMENT FUND	0	744.229	744.229
**D	MISSOURI EDUCATION PENSION TRUST	0	4.554.148	4.554.148
**D	FIDELITY INVESTMENT FUNDS - FIDELITY Y GLOBAL DIVIDEND FUND	0	372.300	372.300
**D	FIDELITY INV. FUNDS-FIDELITY INDEX WORLD	0	14.674.255	14.674.255
**D	FIDELITY INVESTMENT FUNDS - EUROPEAN FUN	0		

13

282

LISTA ESTO DELLE VOTAZIONE
 Oggetto: Determinazione del compenso dei componenti il Consiglio di Amministrazione
 FAVOREVOLI

Badge	Ragione Sociale	Proprio	Delega	Totale
**D	FIDELITY INSTITUTIONAL SELECT GLOBAL EQU	0	82.809	82.809
**D	FIDELITY INVESTMENT FUNDS - FIDELITY INDEX EUROPE	0	1.346.379	1.346.379
**D	FIDELITY INV. FIDELITY INDEX EUROPE EX U	0	509.345	509.345
**D	THE MASTER TRUST BANK OF JAPAN LTD.	0	142.198	142.198
**D	VANGUARD INTERNATIONAL VALUE FUND	0	8.578.763	8.578.763
**D	AVIVA INVESTORS INVESTMENT FUNDS IC	0	126.813	126.813
**D	BOMBARDIER TRUST U.S. MASTER TRUST	0	109.260	109.260
**D	VERMONT PENSION INVESTMENT COMMITTEE	0	323.069	323.069
**D	HORIZON HEALTHCARE SERVICES, INC	0	335.046	335.046
**D	KAYNE GLOBAL INFRASTRUCTURE FUND LP	0	45.100	45.100
**D	KOLDINGVEJ 2, BILLUND A/S, C/O KIRKBI AS	0	333.395	333.395
**D	BANK LOMBARD ODIER CO LTD	0	100.000	100.000
**D	UNIVERSITE DE GENEVE	0	105.746	105.746
**D	DANICA PENSION LIVSFORSIKRINGSSELSKAB	0	222.539	222.539
**D	LONGARD ODIER FUNDS (SWITZERLAND) SA I3D	0	1.222.003	1.222.003
**D	CAISSE INTER ENTREP DE PREV PROFES CIEPP	0	683.766	683.766
**D	KAPITAL DANSKE INVEST INST DAN PENS OBLI	0	1.795.217	1.795.217
**D	AFDELING DANICA LINK - INDEKS GLOBALE AKTIER	0	25.780	25.780
**D	KAPITALSOR DANSKE INVEST INSTITUT DANICA PENSIONS - AKTIER	0	162.053	162.053
**D	INV. DANSKE INVEST EUROPA INDEKS KL	0	372.510	372.510
**D	EUROPA 2 KL 17 PARALLELVEJ KONGENS, LYNGBY, 2800 DENMARK	0	98.753	98.753
**D	INV DANSKE INVEST GLOBAL INDEKS KL	0	31.350	31.350
**D	INV DANSKE INVEST GLOBAL HOJT UDBYTTE	0	1.062.623	1.062.623
**D	EUROPA - AKKUMLERENDE KL PARALLELVEJ 17, KGS. LYNGBY, 2800 DENMARK	0	145.851	145.851
**D	INV. DANSKE INV. SELECT FLEXIN AKTIER	0	689.358	689.358
**D	INV DAN INV SEL GLOB EQUITY SOL AKK KL	0	307.996	307.996
**D	INV DANKE INVEST GLOBAL STOCKPIC 2	0	115.636	115.636
**D	DANSKE INVEST SELECT GLOBAL EQUITY	0	28.091	28.091
**D	INV PROCAPTURE EUROPE INDEX FUND ACC KL	0	907.968	907.968
**D	GLOBAL AC INDEX FUND - ACCUMULATING KL	0	188.270	188.270
**D	GLOBAL INDEKS KL PARALLELVEJ 17, LYNGBY, 2800 DENMARK	0	300.496	300.496
**D	INV. DANSKE INVEST. EUROPA	0	175.808	175.808
**D	SIJOITUSRAHASTO AKTIA EUROPA	0	700.000	700.000
**D	MHTB (LDX)/TMA UMBRELLA FUND-GLOBAL EQUI	0	33.900	33.900
**D	TMA UMBRELLA FD-TMA ACWI EX-JAPAN PORTF.	0	60.900	60.900
**D	DANSKE BANK PULJER	0	788.491	788.491
**D	BEST INVESTMENT CORPORATION	0	647.862	647.862
**D	PHOENIX GBAR FUND	0	21.595	21.595
**D	TRUST & CUSTODY SERVICES BANK LTD	0	1.135.415	1.135.415
**D	TRUST & CUSTODY SERVICES BANK LTD AS TRUSTEE FOR PENSION INVESTMENT FUND TRUST NUMBER 21	0	139.665	139.665
**D	HSBC POOLED INVESTMENT FUND 1 QUEEN'S ROAD, CENTRAL, HONG KONG, HONG KONG	0	3.951.835	3.951.835
**D	ALLIANZ GLOBAL INVESTORS PREMIER	0	27.608	27.608
**D	HSBC GUARANTEED FUND	0	28.939	28.939

993

EM

LISTA ESITO DELLE VOTAZIONE
 Oggetto: Determinazione del compenso dei componenti il Consiglio di Amministrazione
 FAVOREVOLI

Badge	Ragione Sociale	Proprio	Delega	Totale
**D	BEST INVESTMENT CORPORATION	0	20.511	20.511
**D	HANG SENG INSURANCE COMPANY LIMITED	0	191.881	191.881
**D	CATHAY GLOBAL MULTIPLE INCOME BALANCED FUND 2F	0	527.712	527.712
**D	JPMORGAN MULTI INCOME FUND	0	842.586	842.586
**D	SCHRODER IN.P.F.ADV.GL.EQUITY.FU	0	45.412	45.412
**D	BARING GLOBAL MULTI ASSET INCOME FUND	0	5.548	6.548
**D	HSBC F IN F HSBC POOLED GLOBAL EQUITY FD	0	235.997	235.997
**D	JPMORGAN MULTI BALANCED FUND	0	33.262	33.262
**D	NH-AMUNDI PRIV SEC INVEST TRUST DI	0	19.257	19.257
**D	ALLIANZ CHOICE BEST STYLES EUROPE FUND	0	385.778	385.778
**D	HSBC LIFE (INTERNATIONAL) LIMITED	0	291.557	291.557
**D	ALL GL IN ASIA FD-ALLIANZ SEL EU EOY DIV	0	159.538	159.538
**D	PERTUNDEAN KESELAMATAN SOSIAL	0	358.554	358.554
**D	SHBNPP EURO INDEX SECURITY MASTER INVEST	0	27.142	27.142
**D	JPMORGAN EUROPE STRATEGIC DIVIDEND FUND	0	71.366	71.366
**D	MARITIME AND PORT AUTHORITY OF SINGAPORE	0	17.796	17.796
**D	CIVIL SERVICES EMPLOYEES PENSION FUND	0	42.123	42.123
**D	CENTRAL FINANCE BOARD METHODIST CHURCH	0	29.271	29.271
**D	AIA GLOBAL MULTI-FACTOR EQUITY FUN HSBC FRANCE	0	24.459	24.459
**D	NORFOLK PENSION FUND	0	747.670	747.670
**D	FTSE ALL WORLD INDEX FUND	0	531.303	531.303
**D	REASSURE LIMITED	0	2.120.567	2.120.567
**D	AI 50:50 GLOBAL EQUITY FUND	0	1.198.048	1.198.048
**D	FRIENDS LIFE AND PENSIONS LIMITED FIXHAM END	0	2.175.683	2.175.683
**D	POTM ACS EUROPEAN EX UK FUND	0	2.147.444	2.147.444
**D	HSBC GLOBAL FUND ICAV	0	6.254	6.254
**D	FRIENDS LIFE FUNDS LIMITED	0	1.079.762	1.079.762
**D	AI EUROPE EQUITY EX UK FUND	0	3.936.076	3.936.076
**D	ROYAL LONDON EUROPEAN GROWTH TRUST	0	764.676	764.676
**D	HSBC MANAGED GROWTH FUND	0	17.384	17.384
**D	THE BRUNNER INVESTMENT TRUST PLC	0	1.494.864	1.494.864
**D	THE PRUDENTIAL ASSURANCE COMPANY LTD	0	612.349	612.349
**D	ROYAL LONDON GROUP PENSION SCHEME	0	138.034	138.034
**D	PRUDENTIAL PENSIONS LIMITED	0	138.830	138.830
**D	HSBC EUROPEAN INDEX FUND	0	2.609.829	2.609.829
**D	HSBC INSTITUTIONAL-TRUST SERVICES IRELAND LIMITED RE 1 GRAND CANAL SQUARE GRAND CANAL HARBOUR, DUBLIN, IRELAND	0	0	404.048
**D	404.048			
**D	HSBC EUROPEAN GROWTH FUND	0	618.547	618.547
**D	AXA GLOBAL DISTRIBUTION FUND	0	35.813	35.813
**D	HSBC MANAGED BALANCED FUND	0	10.493	10.493
**D	AI DISTRIBUTION LIFE FUND	0	103.104	103.104
**D	ROYAL LONDON EUROPEAN GROWTH FUND	0	3.526.193	3.526.193
**D	HSBC GLOBAL INVESTMENT FUNDS EUROPEAN EQ	0	182.430	182.430

(Handwritten mark)

(Handwritten signature)

(Handwritten mark)

LISTA ESITO DELLE VOTAZIONI
 Oggetto: Determinazione del compenso dei componenti il Consiglio di Amministrazione
 FAVOREVOLI

Badge	Ragione Sociale	Proprio	Delega	Totale
**D	HSBC ETFs PLC	0	511.613	511.613
**D	HENDERSON INTERNATIONAL INCOME TRUST PLC	0	963.546	963.546
**D	HENDERSON EUROPEAN FOCUS TRUST PLC	0	949.506	949.506
**D	HSBC GLOBAL INVESTMENT FUNDS	0	1.474.392	1.474.392
**D	ROYAL LONDON MUTUAL INSURANCE SOCIETY LTD	0	68.262	68.262
**D	HSBC ETFs	0	99.753	99.753
**D	PUTM BOTHWELL EUROPE FUND	0	2.997.724	2.997.724
**D	PUTM EUROPEAN UNIT TRUST	0	105.591	105.591
**D	INTERNATIONALE KAPITALANLAGEGESELLSCHAFTMBH	0	4.410.813	4.410.813
**D	ALLIANZ CGI SUBFONDS EQUITIES	0	342.884	342.884
**D	SONDERVERMOEGEN ALLIANZGI-FONDS VBE	0	463.819	463.819
**D	SONDERVERMOEGEN ALLIANZGI-FONDS DEW-CO	0	75.246	75.246
**D	SONDERVERMOEGEN ALLIANZGI-FONDS DHCO	0	68.692	68.692
**D	SONDERVERMOEGEN ALLIANZGI-FONDS DSM-DREFO	0	49.754	49.754
**D	SONDERVERMOEGEN ALLIANZGI-FONDS DSM-CO	0	119.374	119.374
**D	SONDERVERMOEGEN ALLIANZ ADAC AV FONDS	0	20.454.191	20.454.191
**D	SONDERVERMOEGEN ALLIANZ INDEXING EUROLAND	0	157.665	157.665
**D	ALLIANZ PV-WS RCM SYSPRO VALUE EUROPE	0	487.579	487.579
**D	ALLIANZ PV-WS RCM SYSPRO VALUE EUROPE	0	743.580	743.580
**D	SONDERVERMOEGEN ALLIANZ RFG FONDS	0	444.810	444.810
**D	ALLIANZ VGI 1 FONDS AGI EQUITIES	0	142.747	142.747
**D	SONDERVERMOEGEN ALLIANZ VGI 1 FONDS	0	1.196.329	1.196.329
**D	ALLIANZ VGL FONDS RCM GROWTH EUROPE	0	1.279.010	1.279.010
**D	SONDERVERMOEGEN ALLIANZ VKA FONDS	0	262.100	262.100
**D	SONDERVERMOEGEN TINIESA	0	33.830	33.830
**D	SONDERVERMOEGEN ATLAS GI	0	170.813	170.813
**D	INTERNATIONALE KAPITALANLAGEGESELLSCHAFTMBH	0	234.070	234.070
**D	SONDERVERMOEGEN AVAW	0	38.453	38.453
**D	SONDERVERMOEGEN AVS-MF	0	60.710	60.710
**D	NIKKO GLOBAL TRI-ASSET FUND CIBC FINANCIAL CENTRE	0	35.307	35.307
**D	NWT-GRAVITY EUROPEAN EQUITY FUND	0	6.028.938	6.028.938
**D	MELLON OFFSHORE FUNDS C/O CIBC BANK AND TRUST COMPANY (CAYMAN) LIMITE	0	19.230	19.230
**D	EPWORTH INVESTMENT FUND	0	2.041.928	2.041.928
**D	AI STRATEGIC GLOBAL EQUITY FUND	0	29.573.222	29.573.222
**D	SWISS NATIONAL BANK	0	169.803	169.803
**D	ALPHA ARCHITECT INTERNATIONAL QUANTITATI	0	17.300	17.300
**D	LSV GLOBAL MANAGED VOLATILITY FUND	0	7.000	7.000
**D	LSV GLOBAL VALUE FUND ONE FREEDOM V	0	112.081	112.081
**D	KAYNE RENEWABLE ENERGY INCOME 1800	0	39.900	39.900
**D	ALPHACENTRIC ENERGY INCOME FUND	0	283.419	283.419
**D	KAYNE ANDERSON RENEWABLE INFRASTR RUCT PA	0	203.400	203.400
**D	MERRILL LYNCH INTERNATIONAL	0	105.035	105.035
**D	ALLIANZ GLOBAL INVESTORS GMBH	0	89.223	89.223
**D	WORLDVIEW INVESTMENT FUND	0		

LISTA ESITO DELLE VOTAZIONE

Oggetto: Determinazione del compenso dei componenti il Consiglio di Amministrazione
FAVOREVOLI

Badge	Ragione Sociale	Proprio	Delega	Totale
**D	WIE-EUROPE OPPORTUNITIES FUND	0	210.089	210.089
**D	SONDERVERMOGEN FKMF INKA	0	198.189	198.189
**D	SONDERVERMOGEN VIM	0	79.868	79.868
**D	SONDERVERMOGEN FONDS VKV	0	538.760	538.760
**D	SONDERVERMOGEN INKA LUCK FONDS	0	279.999	279.999
**D	INTERNATIONALE KAPITALANLAGEGESELLSCHAFT MBH 21 YORCKSTRASSE, DUESSELDORF, NRW	0	16.300	16.300
**D	SCHOLLER-STIFTUNGSFONDS 1 AKTIEN	0	26.185	26.185
**D	WIF-EUROPE DISCOVERY FUND	0	49.321	49.321
**D	MERCER UNHEDGED OVERSEAS SHARES TRUST	0	234.397	234.397
**D	LBPAM ISR AVENIR EURO	0	31.296	31.296
**D	LBPAM ACTIONS VALUE EURO	0	39.499	39.499
**D	LBPAM ACTIONS EURO LARGE CAP	0	4.379.001	4.379.001
**D	LBPAM IRC ACTIONS ISR	0	902.912	902.912
**D	LBPAM ACTIONS EURO LARGE CAP	0	977.402	977.402
**D	LBPAM IRC ACTIONS ISR	0	82.666	82.666
**D	FCP LBPAM DIVERSIFIE FOCUS OBLIG 3 5	0	2.450.128	2.450.128
**D	FCP LBPAM ACTIONS CROISSANCE EURO	0	220.825	220.825
**D	FCP LBPAM IRC ACTIONS EURO MIN VAR	0	230.000	230.000
**D	FCP TOCQUEVILLE DIVIDENDE	0	1.330.000	1.330.000
**D	FCP TOCQUEVILLE VALUE EUROPE	0	137.277	137.277
**D	TOCQUEVILLE MEGATRENDS ISR	0	235.333	235.333
**D	RAVGDT DIVERSIFIE II LBPAM	0	66.490	66.490
**D	SCHRODER GLOBAL ENHANCED INDEX FUND	0	200.632	200.632
**D	BANCO CENTRAL DE TIMOR-LESTE (BCTL)	0	257.946	257.946
**D	SCHRODER GLOBAL MULTI-FACTOR EQUITY FUND	0	17.759	17.759
**D	SCHRODER ADVANCED BETA GLOBAL EQUITY SMA	0	204.074	204.074
**D	SCHRODER QEP GLOBAL CORE FUND	0	128.355	128.355
**D	BEST INVESTMENT CORPORATION	0	3.230	3.230
**D	MARITIME AND PORT AUTHORITY OF SINGAPORE	0	390.000	390.000
**D	CM-CIC CONVICTIONS EURO	0	130.000	130.000
**D	FCP BRONGNIART AVENIR	0	125.000	125.000
**D	SICAV MONT	0	593.869	593.869
**D	FCP GAILLON NATURAL RESOURCES	0	171.241	171.241
**D	FCP GAILLON SECTORIEL	0	890.516	890.516
**D	FCP CM-CIC EURO ACTIONS	0	8.000	8.000
**D	FCP AVENIR ALIZES	0	1.144.451	1.144.451
**D	UNION EUROPE VALUE	0	1.893.362	1.893.362
**D	FCP UNION EUROPE	0	107.500	107.500
**D	FCP CIC TECHNO COM	0	199.701	199.701
**D	CM VALEURS ETHIQUES	0	101.681	101.681
**D	CM EUROPE ACTIONS	0	500.000	500.000
**D	FCP BRONGNIART RENDEMENT	0	450.000	450.000
**D	FCP TRANSAT PATRIMOINE 2	0	18.000	18.000
**D	LV FAMILIALE	0		

996

LISTA ESITO DELLE VOTAZIONE
 Oggetto: Determinazione del compenso dei componenti il Consiglio di Amministrazione
FAVOREVOLI

Badge	Ragione Sociale	Proprio	Delega	Totale
**D	CFE ALLOCATION PATRIMOINE 2	0	140.000	140.000
**D	STOCKS FINANCES	0	1.150	1.150
**D	LA BELLE BEAUCE	0	40.000	40.000
**D	FCP FIDOGEST	0	120.000	120.000
**D	FCP CASIMIRI	0	22.000	22.000
**D	FCP PSGH	0	24.000	24.000
**D	FCP BHV	0	27.389	27.389
**D	FCPE FCP OCF	0	1.700	1.700
**D	DELI GROUP FOOD	0	12.000	12.000
**D	BARCLAYS FRANCE 30-70	0	3.588	3.588
**D	FCPE AI DIVERSIFIE	0	4.000	4.000
**D	FCPE SERENIS ADAGIO	0	15.000	15.000
**D	LV INVEST	0	8.000	8.000
**D	POINCARE II	0	18.000	18.000
**D	FCP BROUARDEL AVENIR	0	10.000	10.000
**D	FCP JPA	0	15.471	15.471
**D	FCP OFFENSIF AIR LIQUIDE EXPANS	0	300.000	300.000
**D	FCPE CONVERGENCE ACTIONS EUROPE	0	5.000	5.000
**D	LES BRUYERES	0	22.000	22.000
**D	FCPE GROUPE SAMSE	0	11.736	11.736
**D	FCP PYRENEES GLOBAL	0	16.000	16.000
**D	SICAV METISS	0	300.000	300.000
**D	FCP BEL VAL	0	5.418	5.418
**D	FCPE ACCOR DIVERSIFIE	0	26.000	26.000
**D	FCP DAY SOLVAY	0	22.000	22.000
**D	FCP JCD FIVE	0	15.000	15.000
**D	FCPE COFACE	0	1.013	1.013
**D	FCPE LAGARDERE PUBLICITE AUDIO	0	26.000	26.000
**D	FCP CAGNI	0	26.498	26.498
**D	OTIS EP DIVERSIFIE	0	397.873	397.873
**D	FCP ES GESTION EQUILIBRE	0	281.044	281.044
**D	FCP ES DYNAMIQUE	0	30.000	30.000
**D	FCP ES TEMPERE	0	81.258	81.258
**D	FCP UNI I	0	11.000	11.000
**D	FCP JET SERVICES	0	10.199	10.199
**D	1504 FCP THALES AVIONICS	0	10.000	10.000
**D	STRUBLI 80 20 CREDIT MUTUEL FCPE	0	15.000	15.000
**D	STRUBLI 50 50 CREDIT MUTUEL FCPE	0	3.760	3.760
**D	FCP SCHUCCO	0	4.214	4.214
**D	FCP PIPE LINE SUD EUROPEEN	0	93.000	93.000
**D	FCP MGE DYNAMIQUE EURO	0	6.815	6.815
**D	LEXMARK DYNAMIQUE	0	7.300	7.300
**D	FCP HENKEL DIVERSIFIE N I	0	7.300	7.300

99X

EM

LISTA ESITO DELLE VOTAZIONE
 Oggetto: Determinazione del compenso dei componenti il Consiglio di Amministrazione
 FAVOREVOLI

Badge	Ragione Sociale	Proprio	Delega	Totale
**D	FCP GROUPE ROCHE	0	100.000	100.000
**D	FCP GROUPE FORD FRANCE	0	6.245	6.245
**D	1515 FCP GERARD FERRIER	0	7.251	7.251
**D	1448 FCP GE FACTOFRANCE	0	11.431	11.431
**D	FRESSCALE DIVERSIFIE	0	23.194	23.194
**D	1584 FCP FERTILISODEBO	0	17.145	17.145
**D	FCP EUROP ASSISTANCE DIVERSIFIE	0	3.429	3.429
**D	FCP DEGUSSA MIXTE	0	3.000	3.000
**D	FCP DEGUSSA DYNAMIQUE	0	7.000	7.000
**D	FCP CRYOSTAR FRANCE	0	1.654	1.654
**D	1495 FCP CONTINENTAL	0	8.000	8.000
**D	FCP CH RIVER LABORATOIRES FRANCE	0	7.532	7.532
**D	FCP CAPSUGEL	0	13.441	13.441
**D	FCP PROVENCE DIVERSIFIE	0	1.108	1.108
**D	FCP C ET A	0	4.000	4.000
**D	1262 FCP BEHR FRANCE	0	239	239
**D	1327 FCP BODE SCALBERT DUPONT	0	25.000	25.000
**D	BALL PACKAGING EUROPE	0	2.554	2.554
**D	ARPEGE PREVOYANCE	0	10.000	10.000
**D	FCPE AREVA ACTIONS	0	135.095	135.095
**D	FCP AMORA MAILLE DIVERSIFIE	0	5.000	5.000
**D	ACM ACTIONS PLUS	0	13.657	13.657
**D	ACM ACTIONS	0	17.542	17.542
**D	FCP ARCO QUANT 1	0	618.745	618.745
**D	KUTYABANK GESTION SGIIC S.A.	0	3.572.117	3.572.117
**D	CAIXABANK ASSET MANAGEMENT, SGI IC, S.A.	0	11.069.288	11.069.288
**D	VIDACALIXA, S.A.	0	6.296.349	6.296.349
**D	2054 APG DME BLACKR	0	143.828	143.828
**D	CMAF GLOBAL GROWTH FUND BNYMTCIL	0	68.425	68.425
**D	CMAF GLOBAL BALANCED FUND BNYMTCIL	0	44.340	44.340
**D	EQUATOR ICAV GUILD HOUSE	0	77.285	77.285
**D	CMAF UK GROWTH FUND BNYMTCIL	0	159.675	159.675
**D	CMAF UK BALANCED FUND BNYMTCIL	0	233.945	233.945
**D	THE ROYAL BANK OF SCOTLAND PLC AS TRUSTEE OF THE BLACKROCK BALANCED PORTFOLIO FND	0	650.000	650.000
**D	BARNARD COLLEGE	0	8.285	8.285
**D	GENTLENESS INT STRG	0	85.677	85.677
**D	THE BANK OF NEW YORK MELLON EMPLOYEE BENEFIT COLLECTIVE INVESTMENT FUND PLAN	0	6.212.840	6.212.840
**D	PANAGORA RISK PARITY MULTI ASSET MASTER FUND LTD	0	46.369	46.369
**D	NONUS EQUITY MGRS PORTF 4 LAZARD	0	695.501	695.501
**D	RAILWAYS PENSION TRUSTEE COMPANY LIMITED	0	1.952.261	1.952.261
**D	SHELL CANADA 2007 PENSION PLAN	0	81.182	81.182
**D	SHELL CANADA 2007 PENSION PLAN 400	0	73.939	73.939
**D	FOREST PRESERVE DISTRICT EMPLOYEES ANNUITY AND BENEFIT FUND	0	83.795	83.795

PPP

13

LISTA ESITO DELLE VOTAZIONE
 Oggetto: Determinazione del compenso dei componenti il Consiglio di Amministrazione
 FAVOREVOLI

Badge	Ragione Sociale	Proprio	Delega	Totale
**D	VOLUNTARY EMPLOYEES BENEFICIARY ASSOCIATION SOUTHERN CALIFORNIA EDISON COMPANY	0	24.960	24.960
**D	VOLUNTARY EMPLOYEES BENEFICIARY ASSOCIATION SOUTHERN CALIFORNIA EDISON COMPANY	0	20.321	20.321
**D	B4306 FRB M LUND REV TR	0	5.831	5.831
**D	B4305 FRB S LUND RES TR FEO B LUND	0	5.444	5.444
**D	BNYMTD BFM BLK SYSTEM CONT EUR FUND	0	1.157	1.157
**D	THE MANUFACTURERS LIFE INSURANCE COMPANY	0	37.557	37.557
**D	NKB 10520 GLOBALE AKTIER SRI	0	262.934	262.934
**D	2049 APG DME ARROWST	0	2.528.745	2.528.745
**D	2048 APG DME LACM GL	0	353.795	353.795
**D	1256 APG DME ENERGY	0	9.051.443	9.051.443
**D	1253 APG DME CORE EU	0	15.417.821	15.417.821
**D	1135 APG DME STOCK SEL	0	8.909.322	8.909.322
**D	CBZ CUIT INTERNATIONAL PRINCIPAL	0	159.702	159.702
**D	CONGREGATION OF THE SISTERS OF CHARITY OF THE INCARNATE WORD	0	41.449	41.449
**D	PSBF LAZARD EQUITIES	0	456.095	456.095
**D	USMTA GLOBAL EQUITY	0	25.511	25.511
**D	MIRF ARROWSTREET FOREIGNL	0	403.418	403.418
**D	MIRF ALLIANCE BERNSTEIN F	0	265.600	265.600
**D	OSP LIQUID FUND, LP	0	71.795	71.795
**D	OBUS FOUNDATION ENDOWMENT FUND LP	0	28.306	28.306
**D	PRU JENN EQUITY INC PDT1	0	3.351.631	3.351.631
**D	THIRTY PERCY FOUNDATION	0	11.500	11.500
**D	MARANIC II LLC	0	15.229	15.229
**D	SYCAMORE INVESTMENT CO LP	0	29.271	29.271
**D	CERVURITE INTERNATIONAL LLC	0	199.601	199.601
**D	LEXINGTON INT, LLC	0	73.519	73.519
**D	JASPER RIDGE DIVERSIFIED TAX EXEMPT LP	0	158.932	158.932
**D	OHIM STRATEGIC PARTNERS LP	0	241.617	241.617
**D	WINDFALL INVESTMENTS, L.P.	0	32.167	32.167
**D	TERREBONNE INVESTMENTS, L.P.	0	34.616	34.616
**D	WELLS FARGO BANK N.A.	0	230.868	230.868
**D	WF WELLS FARGO BANK NA	0	47.939	47.939
**D	CENTRAL PENSION FUND OF THE INT UNION OF OPERATING ENGINEERS AND PARTICIPATING EMPLOYERS	0	67.696	67.696
**D	MANULIFE MULTIFACTOR DEVELOPED INTERNATIONAL INDEX	0	527.002	527.002
**D	CANDENCE GLOBAL EQUITY FUND LP	0	20.082	20.082
**D	IQ 500 INTERNATIONAL ETF	0	772	772
**D	SUBSIDIZED SCHOOLS PROVIDENT FUND	0	245.435	245.435
**D	INTL EQUITY FUND MONDRIAN	0	40.079	40.079
**D	THE HODSON TRUST	0	2.759.856	2.759.856
**D	DRMA LTD	0	102.096	102.096
**D	BNY MELLON FMD MNGT CAYMAN LTD AS TRUSTEE OF FRONTIER GATE GLOBAL EQUITY FND	0	45.730	45.730
**D	DEUTSCHE ASSET MANAGEMENT INVESTMENT GMBH ON BEHALF OF DEUTSCHE DCG EQ	0	129.251	129.251
**D		0	84.521	84.521

999

99

LISTA ESITO DELLE VOTAZIONE
 Oggetto: Determinazione del compenso dei componenti il Consiglio di Amministrazione
 FAVOREVOLI

Badge	Ragione Sociale	Proprio	Delega	Totale
**D	FIRST INITIATIVES INSURANCE LIMITED	0	28.291	28.291
**D	CATHOLIC HEALTH INITIATIVES MASTER TRUST	0	121.497	121.497
**D	CHI OPERATING INVESTMENT PROGRAM L.P.	0	218.186	218.186
**D	ALAS INV SERVICESMONDRIAN INV	0	148.352	148.352
**D	XTRACKERS MSCI KOKUSAI EQUITY ETF	0	8.111	8.111
**D	BNY MELLON INTERNATIONAL EQUITY ETF	0	15.680	15.680
**D	CITI RETIREMENT SAVINGS PLAN	0	232.679	232.679
**D	BOK TRANSCO ENERGY EMP WEL BEN TR	0	10.150	10.150
**D	BNYMCIL CGF WDEQ LA	0	20.576	20.576
**D	DNPE LAZARD ASSET MGMT	0	71.020	71.020
**D	MSAR SCHRODER	0	77.011	77.011
**D	AUTORIDADE MONETARIA DE MACAU	0	217.688	217.688
**D	THE STELLAR FUND	0	91.518	91.518
**D	THE BOSTON COMPANY INC POOLED EMPLOYEE INTERNATIONAL EQUITY FUND	0	166.827	166.827
**D	ADVANCED SERIES ASPRUDENTIAL FLEXIBLE MULTI STRATEGY PORTFOLIO	0	36.130	36.130
**D	AST QMA INTL CORE EQUITY PORT PDMP	0	905.431	905.431
**D	UNEMPLOYMENT PENSION FUND	0	65.300	65.300
**D	GREAT WEST INTERNATIONAL GROWTH FUND	0	1.018.500	1.018.500
**D	THE COMMONWEALTH FUND	0	60.043	60.043
**D	GREAT WEST CORE STRATEGIES INTERNATIONAL EQUITY FUND	0	61.900	61.900
**D	GREAT WEST CORE STRATEGIES INTERNATIONAL EQUITY FUND	0	28.454	28.454
**D	KAPITALFORENINGEN MP INVEST BASIS 3 NYKREDIT PORTEFOELJE ADMINISTRATION A/S	0	197.088	197.088
**D	DT INTERNATIONAL STOCK INDEX FUND	0	366.298	366.298
**D	NATWEST IDS DEP BNYM RM GLO EQ FUND	0	164.839	164.839
**D	\$5041 KUP GLOBALE AKTIER IV	0	16.346	16.346
**D	ARCONIC CORP PENSION PLANS MASTER TRUST	0	114.637	114.637
**D	NON US EQUITY MGRS PORT 4 LSV	0	530.100	530.100
**D	THE NATURE CONSERVANCY WORLDWIDE OFFICE	0	41.645	41.645
**D	GS TACS MARKET CONTINUOUS INTERNATIONAL	0	206.195	206.195
**D	NONUS EQ MANAGERS PORT 3ACADIANAN	0	1.353	1.353
**D	LSV NONUS EQUITY LLCIC	0	179.300	179.300
**D	SUBSIDIZED SCHOOLS F FUND NORTHERN	0	83.275	83.275
**D	THE HARIFORD RETIREMENT PLAN TRUST FOR US EMPLOYEES	0	137.978	137.978
**D	WILLIS TOWERS WATSON GROUP TRUST	0	8.475	8.475
**D	WILLIS TOWERS WATSON GROUP TRUST	0	453.268	453.268
**D	ARCONIC RETIREMENT PLANS MASTER TRUST	0	51.184	51.184
**D	INTEL BESS LP	0	46.566	46.566
**D	56038 IP LOW RISK EQUITIES I	0	1.839.474	1.839.474
**D	INVESTIN PRO F.M.B.A.	0	3.353.671	3.353.671
**D	56037 IP LOW RISK EQUITIES II	0	1.873.992	1.873.992
**D	INVESCO PERPETUAL GLOBAL BALANCED INDEX FUND	0	25.409	25.409
**D	INVESCO PERPETUAL GLOBAL EX UK CORE EQUITY INDEX FUND	0	100.217	100.217
**D	INTERNATIONAL EQUITY FUND	0	154.013	154.013

24

LISTA ESITO DELLE VOTAZIONE
 Oggetto: Determinazione del compenso dei componenti il Consiglio di Amministrazione
 FAVOREVOLI

Badge	Ragione Sociale	Proprio	Delega	Totale
**D	KAPITALFORENINGEN EMD INVEST, GLOBALE AK TIER/II	0	31.351	31.351
**D	KAPITALFORENINGEN EMD INVEST, GLOBALE AK TIER/III	0	78.631	78.631
**D	55002 UP EUROPAEISKE AKTIER	0	800.170	800.170
**D	QS INTERNATIONAL EQUITY FUND	0	220.000	220.000
**D	DEP OF SSGA NONUS EQUITY B2	0	47.853	47.853
**D	DEP OF SSGA NONUS EQUITY B1	0	45.828	45.828
**D	DEP OF SSGA NONUS EQUITY R2	0	44.774	44.774
**D	DEP OF SSGA NONUS EQUITY H1	0	36.187	36.187
**D	THE CONSOLIDATED EDISON PENSION PLAN MASTER TRUST	0	2.022.310	2.022.310
**D	MULT BOS WITH SAME RESIDENCY	0	314.529	314.529
**D	SARASIN AND PARTNERS LLP	0	182.032	182.032
**D	SIM OMNIBUS SARASIN INVEST MGMT	0	455.901	455.901
**D	SP LLP UK CHARITIES CLIENTS AC	0	4.947.567	4.947.567
**D	FFI STRATEGIES PORTFOLIO	0	5.459	5.459
**D	STICHTING BEDRIJFSTAKPENSIOENFONDS	0	421.183	421.183
**D	STICHTING SPOORWEGPENSIOENFONDS	0	50.772	50.772
**D	THE FALKLAND ISLANDS GOVERNMENT FALKLAND ISLANDS GOVERNMENT GROWTH FUND	0	279.643	279.643
**D	THE FALKLAND ISLANDS GOVERNMENT	0	205.222	205.222
**D	THE FALKLANDS ISLANDS GOVERNMENT	0	20.357	20.357
**D	BNYMTCIL LAZARD GLB STRUCG EQTY FD	0	274.100	274.100
**D	BNYMTD UK LIMITED AS TRUSTEE OF CF CATALYST TRUST	0	67.140	67.140
**D	FENDENNIS FUND	0	7.545	7.545
**D	VY FRANKLIN INCOME PORTFOLIO	0	18.396	18.396
**D	ALAMOSA LLC	0	21.852	21.852
**D	RED DIAMOND INTERNATIONAL EQUITY LP	0	1.969	1.969
**D	RIVER PARTNERS GLOBAL EQUITY, LLC	0	2.388.906	2.388.906
**D	UMC BENEFIT BOARD, INC	0	351.515	351.515
**D	WESPATH FUNDS TRUST	0	89.342	89.342
**D	GENERAL MILLS GROUP TRUST	0	0	0
**D	CENTRAL PENSION FUND OF THE INTERNATIONAL UNION OF OPERATING ENGINEERS AND PARTICIPATING EMPLOYERS	0	0	0
	316.877			
**D	VOYA GLOBAL HIGH DIVIDEND LOW VOLATILITY FUND	0	3.618	3.618
**D	FIRSTENERGY SYSTEM MASTER RETIREMENT TRUST	0	246.200	246.200
**D	LEGAL AND GENERAL UCITS EIF PLC	0	252.840	252.840
**D	BNYMTCIL WINTON GLOBAL EQUITY FD TR	0	5.129	5.129
**D	GEORGIA TECH FOUNDATION	0	17.481	17.481
**D	VANGUARD FTSE ALL-WORLD EX US INDEX FUND	0	13.750.659	13.750.659
**D	VANGUARD EUROPEAN STOCK INDEX FUND	0	14.223.632	14.223.632
**D	BMO DTC EQ COM VALUE LAZARD	0	289.421	289.421
**D	BMO FBO DTC INTL EQ COL VAL LAZARD	0	10.906	10.906
**D	THE ZEDRA FIDUCIARY INVESTMENT FUND LTD	0	133.211	133.211
**D	OSSIAM IRL ICAV	0	148.749	148.749
**D	PCHF LSV ASSET MGMT	0	36.800	36.800
**D	CADENCE GLOBAL EQUITY FUND LP	0	3.332	3.332

1001

Handwritten signature/initials

LISTA ESITO DELLE VOTAZIONE
Objetto: Determinazione del compenso dei componenti il Consiglio di Amministrazione
FAVOREVOLI

Badge	Regione Sociale	Proprio	Delega	Totale
**D	BNY MELLON GLOBAL INFRASTRUCTURE INCOME FUND	0	129.978	129.978
**D	R.K. MELLON INTERNATIONAL FUND.	0	169.168	169.168
**D	RICHARD KING MELLON FDN	0	303.297	303.297
**D	CDW 73 IRR PARA GL	0	4.076	4.076
**D	1975 IRREV TRUST OF C D WEYERHAEUSER	0	8.805	8.805
**D	WBW TRUST NUMBER ONE	0	995	995
**D	STEWARDSHIP FOUNDATION	0	3.655	3.655
**D	SEQUIA FOUNDATION	0	279	279
**D	FOREST FOUNDATION	0	1.052	1.052
**D	DYNAMIC EQUITY GLOBAL EQUITY MANAGERS PORTFOLIOS SERIES	0	195.037	195.037
**D	SAN DIEGO COUNTY EMPLOYEES RETIREMENT ASSOCIATION	0	298.778	298.778
**D	CF DV INTERNATIONAL STOCK INDEX FUND	0	335.870	335.870
**D	BNY MELLON FOUNDATION BY CHARLES WARD SEABURY AND LOUISE LOVETT SEABURY	0	4.718	4.718
**D	LLOYD'S REGISTER FOUNDATION	0	485.729	485.729
**D	UPMC BMO FCP	0	97.645	97.645
**D	THE PRUDENTIAL SERIES FUND NATURAL RESOURCES PORTFOLIO	0	395.125	395.125
**D	1895 FONDS FGR	0	908.142	908.142
**D	PACIFIC FUNDS DIVERSIFIED INCOME	0	1.967	1.967
**D	PHILADELPHIA GAS WORKS PENSION PLAN	0	14.175	14.175
**D	ROBECO PORTFOLIO TRUST ROBECO BOSTON PARTNERS INTERNATIONAL EQUITY FUND	0	35.483	35.483
**D	FIRST STATE INVESTMENTS ICVC FIRST STATE DIVERSIFIED GROWTH FUND	0	2.332	2.332
**D	IVY PROSHARES MSCI ACWI INDEX FUND	0	19.284	19.284
**D	BCT POOLED INVESTMENT FUND SERIES SMARTEUROPEAN EQUITY FUND	0	59.108	59.108
**D	BCT POOLED INVESTMENT FUND SERIES DYNAMIC EUROPEAN EQUITY FUND	0	325.542	325.542
**D	THE UNIVERSITY COURT OF THE UNIVERSITY OF GLASGOW	0	48.885	48.885
**D	UNIVERSITY OF WISCONSIN FOUNDATION	0	153.785	153.785
**D	AUTO CLUB GROUPE	0	48.310	48.310
**D	STICHTING DEPOSITARY APG DEVELOPED MARKETS EQUITY POOL	0	6.011.478	6.011.478
**D	SAN FRANCISCO CITY AND COUNTY EMPLOYEES RETIREMENT SYSTEM	0	1.032.101	1.032.101
**D	RPL BERNSTEIN NON EQ	0	8.150	8.150
**D	ACADIAN INTERNATIONAL ALL-CAP FUND	0	66.815	66.815
**D	OICF OICL OCICL PZENA	0	604.475	604.475
**D	RWSF CIT EAFE	0	1.251.257	1.251.257
**D	RWSF CIT ACWIEUX	0	997.584	997.584
**D	RWSF CIT ACWI	0	1.601.257	1.601.257
**D	FIDELITY SALEM STREET TRUST FIDELITY SAI INTERNATIONAL INDEX FUND	0	3.217.074	3.217.074
**D	TEXAS UTILITIES QUAL NDT PARTNERSHIP	0	11.941	11.941
**D	RCB AVOIRS OPCVM	0	309.313	309.313
**D	ZVK DEAM SPK	0	220.000	220.000
**D	GLOBAL ATLANTIC GOLDMAN SACHS GLOBAL EQUITY INSIGHTS PORTFOLIO	0	2.651	2.651
**D	GLOBAL ATLANTIC BLACKROCK DISCIPLINED INTERNATIONAL CORE PORTFOLIO	0	28.815	28.815
**D	VERSUS CAPITAL REAL ASSETS FUND LLC	0	423.200	423.200
**D	THE BOSTON COMPANY ASSET MANAGEMENT	0	122.654	122.654

1002

1
 94

LISTA ESITO DELLE VOTAZIONE
 Oggetto: Determinazione del compenso dei componenti il Consiglio di Amministrazione
 FAVOREVOLI

Badge	Regione Sociale	Proprio	Delega	Totale
**D	THE SULTANATE OF OMAN MINISTRY OF DEFENCE PENSION FUND	0	293.615	293.615
**D	INVESTCO MARKETS II PLC	0	55.584	55.584
**D	MAN GLG EUROPEAN ALPHA INCOME FUND	0	55.000	55.000
**D	WF FAINT STATE STREET GLOBAL SERV	0	147.787	147.787
**D	WF MFS LTD EAFE GLOBAL	0	57.281	57.281
**D	BNMWD AMITY EUROPEAN FUND	0	330.000	330.000
**D	C9W CITW FD PARAMETRIC	0	15.826	15.826
**D	MOTHER CABRINI HEALTH FOUNDATION, INC.	0	258.963	258.963
**D	GEORGETOWN UNIVERSITY	0	158.370	158.370
**D	UTIMCO SP II LLC	0	19.467	19.467
**D	EBVAGEXTENSIONS	0	198.106	198.106
**D	STATE OF WISCONSIN INVESTMENT BOARD	0	42.886	42.886
**D	MONDRIAN EMERGING MARKETS EQUITY TREASURER OF THE STATE OF NORTH CAROLINA EQUITY INVESTMENT FUND POOLED TRUST	0	0	6.208.999
**D	BLACKROCK ACWI USIMI	0	2.593.937	2.593.937
**D	BLACKROCK GLOBAL FUNDS	0	22.839.804	22.839.804
**D	VIRTUS DUFF AND PHELPS GLOBAL INFRASTRUCTURE FUND	0	156.915	156.915
**D	ALICNY BLACKROCK GBL EQUITY	0	39.261	39.261
**D	IOWA PUBLIC EMPLOYEES RETIREMENT SYSTEM	0	1.767.116	1.767.116
**D	IOWA PUBLIC EMPLOYEES RETIREMENT SYSTEM	0	289.289	289.289
**D	NOMA ISIF IILIM EUROPEAN EQUITY	0	277.243	277.243
**D	WF AND CO CASH PLN EVERGN INV 1	0	151.371	151.371
**D	WF AND CO CASH PLN MONDN INV PT	0	844.916	844.916
**D	MAN FUNDS PLC	0	168.500	168.500
**D	THE EUROPEAN CENTRAL BANK	0	419.063	419.063
**D	PS SP INTL DEVEL MOMENTUM FORT	0	7.398	7.398
**D	PUBLIC SERVICE ENTERPRISE GROUP INC MASTER DEFINED BENEFIT RETIREMENT TRUST	0	1.442.464	1.442.464
**D	AL TRUST H3 FONDS SPK	0	426.363	426.363
**D	AL TRUST FONDS SP 7 SPK	0	828.674	828.674
**D	ATIVO CAPITAL	0	43.920	43.920
**D	ADVANCED SERIES TRUST - AST FI PYRAMIS QUANTITATIVE PORTFOLIO	0	234.462	234.462
**D	SLI SICAV GBL FOCUSED STRATEGIES FD	0	124.267	124.267
**D	SLI GBL SICAV CON EU EQ IN FD	0	69.230	69.230
**D	SLI GLOBAL ABSOLUTE RET STRATEGIES	0	2.408.043	2.408.043
**D	SLI GLOBAL EQUITIES FUND	0	218.872	218.872
**D	SLI EUROPEAN EQUITIES FUND	0	154.989	154.989
**D	SLI EUROPEAN EQUITY UNCONSTRAINED	0	128.847	128.847
**D	ONFF WILLIAM BLAIR MONUS	0	61.516	61.516
**D	DIOERSE OF VENICE PENSION PLAN AND TRUST	0	10.804	10.804
**D	UFJF MCM MSCI WORLD FD	0	98.621	98.621
**D	HP INC. MASTER TRUST	0	342.854	342.854
**D	FIRE AND POLICE PENSION ASSOCIATION OF COLORADO	0	139.876	139.876
**D	RHODE ISLAND EMPLOYEES RETIREMENT SYSTEMS POOLED TRUST	0	260.547	260.547

1003

LISTA ESITO DELLE VOTAZIONE
 Oggetto: Determinazione del compenso dei componenti il Consiglio di Amministrazione
 FAVOREVOLI

Badge	Ragione Sociale	Proprio	Delega	Totale
**D	CE8F WILLIAM BLAIR IACG	0	391.928	391.928
**D	CE8F LEIA ATIVO IE	0	28.640	28.640
**D	CE8F LAZARD ILCE	0	1.233.907	1.233.907
**D	PUBLIC EMPLOYEE RETIREMENT SYSTEM OF IDAHO	0	1.430.098	1.430.098
**D	PUBLIC EMPLOYEE RETIREMENT SYSTEM OF IDAHO	0	959.910	959.910
**D	PUBLIC EMPLOYEE RETIREMENT SYSTEM OF IDAHO	0	440.739	440.739
**D	PUBLIC EMPLOYEE RETIREMENT SYSTEM OF IDAHO	0	14.326	14.326
**D	FITTSBURGH THEOLOGICAL SEMINARY OF THE PRESBYTERIAN CHURCH	0	368.949	368.949
**D	RAYTHEON MASTER PENSION TRUST	0	509.300	509.300
**D	RAYTHEON MASTER PENSION TRUST	0	335.646	335.646
**D	RAYTHEON MASTER PENSION TRUST	0	81.472	81.472
**D	CZ AANDELEN SSGA	0	8.102	8.102
**D	PGVF SSGA	0	232.085	232.085
**D	PGEF PG E QUALIFIED PANAGORA EAFE	0	284.823	284.823
**D	POBF NUVEEN	0	151.500	151.500
**D	DWS INVESTMENT GMBH ON BEHALF OF DEAM FONDS ZDV	0	266.400	266.400
**D	CENTRAL STATES SE AND SW H AND W FUNDS	0	45.120	45.120
**D	CE8F STRATEGIC GBL EAFE	0	3.500	3.500
**D	BNYMCIL MAN NUMERIC GLOBAL EQ TR	0	9.314	9.314
**D	HIGF HGHLD PRINE WLGNTN CF	0	18.869	18.869
**D	HGHF HGHLD PRINE WLGNTN	0	1.839.357	1.839.357
**D	CITY OF NEW YORK DEFERRED COMPENSATION PLAN	0	44.657	44.657
**D	MO3F MARATHON WELLINGTN	0	1.429.076	1.429.076
**D	VANGUARD INTL HIGH DIV YLD INDEX FD	0	43.914	43.914
**D	NSNF PARA EAFE PI 2	0	39.937	39.937
**D	NSNF PARA EAFE PI 1	0	49.788	49.788
**D	NSNF PARA EAFE MONTI	0	11.070	11.070
**D	MINISTER FOR FINANCE AND IRELAND STRATEGIC INVESTMENT FUND ISIF	0	15.304.065	15.304.065
**D	INVESCO FUNDS	0	1.401.413	1.401.413
**D	STICHTING BEMAREDER ACHEEA BELEGGINGSPOOLS AIM ANW E7AFZ026002	0	2.797.490	2.797.490
**D	ALASKA PERMANENT FUND CORPORATION	0	8.070	8.070
**D	PUBLIC SCHOOL TEACHERS' PENSIONAND RETIREMENT FUND OF CHICAGO	0	308.687	308.687
**D	DUKE ENERGY QUALIFIED NUCLEAR DECOMMISSIONING	0	260.065	260.065
**D	VOYA INTERNATIONAL CORE FUND	0	148.845	148.845
**D	AUTO CLUB INSURANCE ASSOCIATION	0	319.620	319.620
**D	PUBLIC EMPLOYEES RETIREMENT ASSOCIATION OF NEW MEXICO	0	115.700	115.700
**D	STANLEY LSV STANLEY BLACK AND DECKER INC PENSION MASTER TRUST	0	366.502	366.502
**D	SCHOOL EMPLOYEES RETIREMENT SYSTEM OF OHIO	0	379.700	379.700
**D	SCHOOL EMPLOYEES RETIREMENT SYSTEM OF MISSISSIPPI	0	806.963	806.963
**D	PUBLIC EMPLOYEES RETIREMENT SYSTEM OF MISSISSIPPI	0	106.187	106.187
**D	KENTUCKY RETIREMENT SYSTEMS INSURANCE TRUST FUND	0	482.353	482.353
**D	KENTUCKY RETIREMENT SYSTEMS INSURANCE TRUST FUND	0	321.100	321.100
**D	KENTUCKY RETIREMENT SYSTEMS INSURANCE TRUST FUND	0	259.717	259.717

GPA

2009

LISTA ESITO DELLE VOTAZIONE
 Oggetto: Determinazione del compenso dei componenti il Consiglio di Amministrazione
 FAVOREVOLI

Badge	Ragione Sociale	Proprio	Delega	Totale
**D	KENTUCKY RETIREMENT SYSTEMS	0	1.095.982	1.095.982
**D	KENTUCKY RETIREMENT SYSTEMS	0	759.700	759.700
**D	INDIANA PUBLIC RETIREMENT SYSTEM	0	473.908	473.908
**D	INDIANA PUBLIC RETIREMENT SYSTEM	0	743.303	743.303
**D	GENERAL MILLS INVESTMENT TRUST	0	164.861	164.861
**D	SDG AND E QUALIFIED NUCLEAR DECOMMISSIONING TRUST PARTNERSHIP	0	116.042	116.042
**D	SDG AND E QUALIFIED NUCLEAR DECOMMISSIONING TRUST PARTNERSHIP	0	92.945	92.945
**D	VOYA MUTLI MANAGER INTERNATIONAL FACTORS FUND	0	308.133	308.133
**D	VERIZON MASTER SAVINGS TRUST	0	53.564	53.564
**D	VEDA PARTNERSHIP N L P	0	166.193	166.193
**D	VEDA PARTNERSHIP N L P	0	407.128	407.128
**D	BELL ATLANTIC MASTER TRUST	0	30.514	30.514
**D	BELL ATLANTIC MASTER TRUST	0	678.480	678.480
**D	BELL ATLANTIC MASTER TRUST	0	628.690	628.690
**D	BELL ATLANTIC MASTER TRUST	0	224.550	224.550
**D	BELL ATLANTIC MASTER TRUST	0	19.421	19.421
**D	UNITED STATES ARMY NONAPPROPRIATED FUND EMPLOYEE RETIREMENT PLAN TRUST	0	908.825	908.825
**D	EMPLOYEES' RETIREMENT SYSTEM OF THE STATE OF HAWAII	0	77.033	77.033
**D	SOUTH DAKOTA RETIREMENT SYSTEM	0	5.316.665	5.316.665
**D	STATE OF SOUTH DAKOTA	0	41.701	41.701
**D	PENSION RESERVES INVESTMENT TRUST FUND	0	1.128.831	1.128.831
**D	METROPOLITAN WATER RECLAMATION DISTRICT RETIREMENT FUND	0	261.611	261.611
**D	ACADIAN ALL COUNTRY WORLD EX US FUND	0	1.362.371	1.362.371
**D	METROPOLITAN EMPLOYEE BENEFIT SYSTEM	0	1.580.141	1.580.141
**D	FLORIDA RETIREMENT SYSTEM	0	134.579	134.579
**D	BLACKROCK WORLD EX FLORIDA RET SYS	0	59.338	59.338
**D	FLORIDA RETIREMENT SYSTEM	0	420.371	420.371
**D	PENN SERIES DEV INTL INDEX FUND	0	688.000	688.000
**D	FLORIDA RETIREMENT SYSTEM	0	316.516	316.516
**D	EMPLOYEES RETIREMENT SYSTEM OF TEXAS	0	5.574.342	5.574.342
**D	BLK COMTS INC INV TST INV FF BNYMTD	0	10.560.045	10.560.045
**D	BNYMTD BLK CONT EUR EQ TRCK FD INV	0	93.547	93.547
**D	BNYMTD BLK CONTINENTAL EURO INC	0	40.301	40.301
**D	UPMC BMO PENSION	0	1.999.912	1.999.912
**D	UTC EDHEC BLACKROCK UNITED TECHNOLOGIES CORPORATION MASTER RETIREMENT	0	74.536	74.536
**D	TEA BLACKROCK INC INTL	0	2.546.628	2.546.628
**D	NV RBIF ALLNCEBRSTN INTL EQ	0	2.389.210	2.389.210
**D	NV PERS SSGA EAFE INDEX PUBLIC EMPLOYEES RETIREMENT SYSTEM OF NEVADA	0	1.354	1.354
**D	NV PERS MELLON CAPITAL INDEX	0	13.615	13.615
**D	LOUISIANA STATE ERS TERROR FREE INT	0	10.201	10.201
**D	LOUISIANA STATE ERS MONDRIAN LG CAP	0	539.823	539.823
**D	LOUISIANA STATE ERS MSCI EXUS INDEX	0	617.700	617.700
**D	IVY APOLLO MLT ASSET INC GEI IVY	0	2.567.000	2.567.000
**D	ENSIGN PEAK CP LSV INTL LARGE	0		
**D	ENSIGN PEAK EAFE LSV ASSET	0		

ET

2005

LISTA ESITO DELLE VOTAZIONE
 Oggetto: Determinazione del compenso dei componenti il Consiglio di Amministrazione
 FAVOREVOLI

Badge	Ragione Sociale	Proprio	Delega	Totale
**D	PRINCIPAL GLOBAL INVESTORS FUNDS	0	5.484	5.484
**D	UPMC BMO	0	81.476	81.476
**D	AST INTL VAL LAZARD PD42	0	1.476.092	1.476.092
**D	AST ADVANCED STRAT LSV PD15	0	680.500	680.500
**D	AST INTL VALUE LSV PD41	0	624.400	624.400
**D	BLL AQUIL LIFGLO3000 FMEN WHT INDFD	0	346.917	346.917
**D	POOL RE L AND G MSCI EQ	0	167.993	167.993
**D	POOL RE JPM REI EQUITY	0	81.706	81.706
**D	AST GS MULTI ASSET PORT LIQ PDHB	0	16.015	16.015
**D	STATE BOARD OF ADMINISTRATION OF FLORIDA	0	184.247	184.247
**D	IVY GLEB EQUITY INC	0	2.277.699	2.277.699
**D	SRP AOR	0	342.460	342.460
**D	IVY VIP GLOBAL EQUITY INCOME	0	1.078.445	1.078.445
**D	IOWA PUBLIC EMPLOYEES RETIREMENT SYSTEM	0	92.153	92.153
**D	METROPOLITAN LIFE INSURANCE COMPANY	0	423.219	423.219
**D	IMASCO HOLDINGS GRP INC AND PARTICIPATING AFFILIATES RETIREMENT PLAN	0	18.720	18.720
**D	ENERGY INSURANCE MUTUAL LIMITED	0	39.882	39.882
**D	PRUDENTIAL INVESTMENT PORTFOLIO 2 PRUDENTIAL QMA INTL DEVELOPED MRKTS INDEX FUND	0	26.576	26.576
**D	AL TRUST AKTIEN EUROPA SPK	0	60.023	60.023
**D	UPS GROUP TRUST	0	484.117	484.117
**D	TENNESSEE VALLEY AUTHORITY RETIREMENT SYSTEM	0	25.682	25.682
**D	TENNESSEE VALLEY AUTHORITY RETIREMENT SYSTEM	0	8.786	8.786
**D	TENNESSEE VALLEY AUTHORITY RETIREMENT SYSTEM	0	181.381	181.381
**D	TENNESSEE VALLEY AUTHORITY RETIREMENT SYSTEM	0	53.819	53.819
**D	SOUTH CAROLINA RETIREMENT SYSTEMS GROUPTRUST	0	1.515.290	1.515.290
**D	THE STATE OF CONNECTICUT ACTINGTHROUGH ITS TREASURER	0	1.021.326	1.021.326
**D	BOARD OF PENSIONS OF THE EVANGELICAL LUTHERAN CHURCH IN AMERICA	0	183.187	183.187
**D	BOARD OF PENSIONS OF THE EVANGELICAL LUTHERAN CHURCH IN AMERICA	0	1.027.866	1.027.866
**D	ARKANSAS PUBLIC EMPLOYEES RETIREMENT SYSTEM	0	136.236	136.236
**D	SANTA BARBARA COUNTY EMPLOYEESRETIREMENT SYSTEM	0	4.079	4.079
**D	BANK OF KOREA	0	595.155	595.155
**D	THE BANK OF KOREA	0	911.020	911.020
**D	BNY MELLON GLOBAL FUNDS PLC	0	32.400	32.400
**D	IMHF LSV ASSET INVESTMENT	0	136.873	136.873
**D	NON US EQUITY MGRS PORT 1 LAZARD	0	664.851	664.851
**D	PFI INTL EQUITY INDEX FUND	0	630.290	630.290
**D	VIRTUS TOTAL RETURN FUND INC.	0	116.495	116.495
**D	ALLSTATE LIFE INSURANCE COMPANY	0	20.900	20.900
**D	SARATOGA INTERNATIONAL EQUITY PORTFOLIO	0	7.542	7.542
**D	THE AMERICAN UNIVERSITY IN CAIRO	0	39.255	39.255
**D	VOYA BALANCED PORT INTL VALUE	0	1.366.465	1.366.465
**D	VOYA INTERNATIONAL INDEXT PORTFOLIO	0	338.149	338.149
**D	VOYA INFSTRCTR INDUST AND MATRLESD	0	97.580	97.580
**D	VOYA GLOBAL EQUITY PORTFOLIO	0		

1006

LISTA ESITO DELLE VOTAZIONE
 Oggetto: Determinazione del compenso dei componenti il Consiglio di Amministrazione
 FAVOREVOLI

Badge	Ragione Sociale	Proprio	Delega	Totale
**D	MINISTERS AND MISSNRES BENEFIT BRD OF AMERICAN BPTST CHURCHES	0	90.716	90.716
**D	FEFX WILLIAM BLAIR CO	0	162.803	162.803
**D	ERIF ATIVC CAPITAL	0	26.690	26.690
**D	CALIFORN ENDOW LAZARD	0	194.080	194.080
**D	VOYA MM INTL EQUITY FUND LAZARD	0	197.837	197.837
**D	RBS INVESTMENT FUNDS ICVC MANAGED INCOME FUND	0	3.112	3.112
**D	VOYA GLOBAL EQUITY FUND	0	35.798	35.798
**D	DEUTSCHE XTRK MSCI EMU HDG EQ ETF	0	38.756	38.756
**D	AXA MPS FINANCIAL DAC	0	1.600.000	1.600.000
**D	GS ACTIVEBETA EUROPE ETF	0	11.269	11.269
**D	GS ACTIVE BETA INTL EQUITY ETF	0	525.405	525.405
**D	PVC DIVERSIFIED INTERNATIONAL AC	0	275.388	275.388
**D	PFI DIVERSIFIED INTERNATIONAL FUND	0	14.446.341	14.446.341
**D	ENYTCIL LM QS MV EURO EQ GAI FD	0	53.000	53.000
**D	CTJ RE STANLIB GLOBAL EQ ARR USD	0	284.229	284.229
**D	CTJ RE STANLIB GLOBAL EQUITY FD AR	0	54.000	54.000
**D	ENYTD CF CANLIFE GBL INFR A FD	0	100.243	100.243
**D	PGIF EUROPEAN EQUITY FUND ENYTCIL	0	85.749	85.749
**D	PFI OVERSEAS FD PMC	0	549.402	549.402
**D	PFI INTERNATIONAL FD I ORIGIN	0	192.000	192.000
**D	PFI OVERSEAS FD BRWS	0	3.232.159	3.232.159
**D	BNYTCIL LAZARD EUROPEAN EQUITY FUN	0	138.417	138.417
**D	INVECO STRATEGIC DEVELOPED EX-US ETF	0	228.943	228.943
**D	INTERNATIONALE KAPITALANLANGESELLS CHAFT MBH	0	55.248	55.248
**D	KAPITALANLAGESELLSCHAFT MBH	0	423.304	423.304
**D	MAREPE MSV LIFE PLC	0	674.429	674.429
**D	VY TEMPLETON FOREIGN EQUITY	0	169.730	169.730
**D	VOYA INTERNATIONAL HIGH DIVIDEND EQUITY INCOME FUND	0	18.427	18.427
**D	VOYA GLOBAL EQUITY DIVIDEND AND PREMIUM OPPORTUNITY FUND	0	95.496	95.496
**D	VOYA GLOBAL ADVANTAGE AND PREMIUM OPPORTUNITY FUND	0	30.998	30.998
**D	VOYA GLOBAL EQUITY DIVIDEND FUND	0	8.062	8.062
**D	INVECO S AND F EUROPE 350 EQUAL WEIGHT INDEX ETF	0	1.322	1.322
**D	IQ 50 PERCENT HEDGED FTSE EURO ETF	0	7.784	7.784
**D	IQ 50 PERCENT HEDGED FTSE INTL ETF	0	154.495	154.495
**D	ALLSTATE INSURANCE CO BLACKROCK	0	245.092	245.092
**D	GREATLINK SUPREME ACADIAN	0	13.051	13.051
**D	LUX NYKREDIT GLOBAL EQUITIES	0	563.819	563.819
**D	CEP DEP IP GLOBAL EX UK ENHAN IND	0	31.555	31.555
**D	CEP DEP IP EUROPEAN EQUITY	0	3.018.432	3.018.432
**D	NKB 31004 INV MM INVEST EUROPA ARK	0	655.330	655.330
**D	NYKREDIT INVEST GLOBALE AKTIER SRI	0	477.778	477.778
**D	NYKREDIT INVEST TAKTISK ALLOKERING	0	125.761	125.761
**D	NKB INVEST GLOBALE AKTIER BASIS	0	41.213	41.213

ET

1007

LISTA ESITO DELLE VOTAZIONI
 Oggetto: Determinazione del compenso dei componenti il Consiglio di Amministrazione
 FAVOREVOLI

Badge	Ragione Sociale	Proprio	Delega	Totale
**D	CEP DEP IP EUROPEAN HIGH INCOME	0	34.608	34.608
**D	CEP DEP IP EUROPEAN EQTY INCOME	0	1.667.588	1.667.588
**D	PUBLIC EMPLOYEES RETIREMENT SYSTEM OF MISSISSIPPI	0	1.119.031	1.119.031
**D	POWERSHARES S AND P GLOBAL EX CANADA HIGH DIVIDEND LOW VOLATILITY INDEX ETF	0	13.177	13.177
**D	NATIONAL ELEVATOR INDUSTRY HEALTH BENEFIT PLAN	0	111.100	111.100
**D	DOFF AND PHELPS GLOBAL UTILITY INCOME FUND INC	0	3.013.959	3.013.959
**D	EMPLOYEES RETIREMENT TRUST OF BANK OF MONTREAL HARRIS	0	143.139	143.139
**D	HRCO RPMT HAP RHUMBLINE EAFE	0	4.038	4.038
**D	NATWEST DEP SPF EUROPE EQ SSGA	0	138.954	138.954
**D	PS FTSE LO BT EQ WT PORT	0	2.560	2.560
**D	FLORIDA RETIREMENT SYSTEM	0	2.466.383	2.466.383
**D	FLORIDA RETIREMENT SYSTEM	0	3.131.733	3.131.733
**D	FLORIDA RETIREMENT SYSTEM	0	36.535	36.535
**D	HRCO RPMT HAP LAZARD ASSET MGMT	0	4.611	4.611
**D	AOHIT HAI RHUMBLINE EAFE THE ARCHDIOCESE OF HARTFORD INVESTMENT TRUST	0	45.723	45.723
**D	AOHIT HAI LAZARD ASSET MGT THE ARCHDIOCESE OF HARTFORD INVESTMENT TRUST	0	655.749	655.749
**D	ING PARALIFONDS I N.V.	0	348.064	348.064
**D	NN PPLNV NN PREMIUM DIVIDEND FUND	0	103.514	103.514
**D	ACADIAN INTERNATIONAL EQUITY FUND LLC	0	368.773	368.773
**D	ACADIAN NON US ALL CAP EQUITY FUND USD HEDGED LLC	0	1	1
**D	BOK KIC GAEQ16	0	100.679	100.679
**D	BOK KIC GPEQO	0	312.557	312.557
**D	THE GOVERNMENT EMPLOYEES PENSION FUND GEFF	0	1	1
**D	BOK MCM DM FEO	0	111.300	111.300
**D	GOLDMAN SACHS GMS ERISA GROUP TRUST	0	42.027	42.027
**D	NONUS EQUITY MGRSPORT 1 ACADIANAN	0	70.964	70.964
**D	SPRUCEGROVE NONUS EQUITY LLC/LC	0	292.154	292.154
**D	AST PRU GRWTH ALL PTF QMA EAFE PDEF	0	68.963	68.963
**D	ACADIAN ALL COUNTRY WORLD MANAGED VOLATILITY EQUITY FUND LLC	0	456.411	456.411
**D	56053 IP GLOBAL EQUITIES I	0	238.500	238.500
**D	WILM MULTI MGR ED JO HAMBO	0	101.489	101.489
**D	WILMINGTON MULTI MANAGER INTERNATIONAL FUND	0	1.114.712	1.114.712
**D	CEP DEP IP GLOBAL TARGETED RE FUND	0	433.574	433.574
**D	IVY PZENA INTERNATIONAL VALUE FUND	0	784.659	784.659
**D	PS FTSE RAFI DEVEL MAR EX US PORT	0	13.840	13.840
**D	POWERSHARES GLOBAL FUNDS IRELAND PLC	0	7.877	7.877
**D	PS FTSERAFI EU UCITS ETF BNYMTCIL	0	971.662	971.662
**D	AST FI PYRAMIS QUANT AA IE SC PDGJ	0	109.843	109.843
**D	AST FI PYRAMIS QUANT AA GLB EQ PDGH	0	172.480	172.480
**D	PRU JEN GL INFRASTRUCTURE FUND PDLF	0	65.602	65.602
**D	AST JENNISON GLOBAL INFRASTR PDMN	0	213.020	213.020
**D	AST JPM GL THEM PORT 2 INT EME PDNB	0	13.515	13.515
**D	AST BLKRRK GLEB STR INT SAE PDDC	0	280.300	280.300
**D	THE PRUDENTIAL SERIES FUND GLOBAL PORTFOLIO	0		

loop

GA

LISTA ESITO DELLE VOTAZIONE
 Oggetto: Determinazione del compenso dei componenti il Consiglio di Amministrazione
 FAVOREVOLI

Badge	Ragione Sociale	Proprio	Delega	Totale
**D	PSF FLEXIBLE MANAGED PORTF OMA	0	98.012	98.012
**D	PSF CONSERVATIVE BAL PORTE OMA	0	61.737	61.737
**D	PRU SECTOR FDS INC PRU UTILITY FD	0	11.780.717	11.780.717
**D	PRU OMA WRLD ED INC PRU INT EQTY	0	251.466	251.466
**D	PRUDENTIAL INVESTMENT PORTFOLIOS INC PRUDENTIAL BALANCED FUND	0	106.587	106.587
**D	FT NASDAQ SMART GRID INDEX FUND	0	37.631	37.631
**D	FT ISE GLOBAL WIND ENERGY INDEX FND	0	277.120	277.120
**D	BNYMCIL GLG EUROPEAN EQ ALTER TRAD	0	305.843	305.843
**D	STICHTING BEDRIJFSTAKPENSIOENFONDS VOOR DEZOEETWARENINDUSTRIE	0	326.173	326.173
**D	GREAT-WEST INTERNATIONAL INDEX FUND	0	582.285	582.285
**D	AST RCM WORLD TRENDS PORT PDBF	0	1.032.953	1.032.953
**D	ADVANCED SERIES TRUST-AST PRUDENTIAL GROWTH ALLOCATION PORTFOLIO	0	836.755	836.755
**D	STATE OF WISCONSIN INVESTMENT BOARD	0	380.759	380.758
**D	STATE OF WISCONSIN INVESTMENT BOARD	0	2.769.424	2.769.424
**D	STATE OF WISCONSIN INVESTMENT BOARD	0	1.831.025	1.831.025
**D	STATE OF WISCONSIN INVESTMENT BOARD	0	400.704	400.704
**D	THE BANK OF KOREA	0	7.299	7.299
**D	ACADIAN GLOBAL MANAGED VOLATILITY EQUITY FUND LLC	0	583.627	583.627
**D	BOK KIC GEEQ2 0	0	26.203	26.203
**D	THE STATE OF CONNECTICUT	0	61.260	61.260
**D	THE STATE OF CONNECTICUT ACTINGTHROUGH ITS TREASURER	0	89.100	89.100
**D	EMPLOYEES RETIREMENT SYSTEM OF TEXAS	0	894.647	894.647
**D	DEUTSCHE XTRKS MSCI ALL WORLD HDG	0	41.834	41.834
**D	CP3F LAZARD	0	232.717	232.717
**D	CANDLES PROVIDENT PENSION FUND	0	3.449	3.449
**D	NKB SI MOMENTUM AKTIER	0	111.362	111.362
**D	NKB SI MOMENTUM AKTIER AKK	0	9.669	9.669
**D	NKB SII DOW JONES SWI	0	182.479	182.479
**D	NKB SII EUROPE VALUE	0	278.980	278.980
**D	IQ CANDRIAM ESG INTERNATIONAL EQUITY ETF	0	40.678	40.678
**D	MARION BRADLEY PARTITION TRUST	0	65.376	65.376
**D	STICHTING BEDRIJFSPENSIOENFONDS	0	576.360	576.360
**D	KAPITALFORENINGEN INVESTIN PRO	0	13.062	13.062
**D	POWERSHARES S AND P INTERNATIONAL DEVELOPED HIGH DIVIDEND LOW VOLATILITY PORTFOLIO	0	16.765	16.765
**D	PNC GBL OMNIBUS CUSTODY	0	11.676	11.676
**D	AZL NFJ INTERNATIONAL VALUE FUND	0	60.616	60.616
**D	SPARTAN INTL INDEX	0	15.689.762	15.689.762
**D	TTFE PANAGORA DYN INTL EQ	0	5.836	5.836
**D	AD2F TSPC LAZARD	0	93.860	93.860
**D	AD1E APP LSV IE	0	99.900	99.900
**D	TXMF LAZARD	0	649.257	649.257
**D	STICHTING PENSIOENFONDS VAN DE ABN	0	715.382	715.382

loop

A

BR

LISTA ESITO DELLE VOTAZIONE
 Oggetto: Determinazione del compenso dei componenti il Consiglio di Amministrazione
 FAVOREVOLI

Badge	Ragione Sociale	Proprio	Delega	Totale
**D	BELLSOUTH CORP RFA VEDA TRUST	0	117.543	117.543
**D	ARCHDIOCESE OF NEW YORK MASTER TRUST	0	102.431	102.431
**D	SHELL PENSION TRUST	0	167.133	167.133
**D	SHELL PENSION TRUST	0	251.251	251.251
**D	MNVF SSGA INTL EQUITY	0	40.251	40.251
**D	DELTA LSV ASSET MGMT	0	199.200	199.200
**D	DREYFUS INDEX FUNDS INC DREYFUS INTERNATIONAL STOCK INDEX FUND	0	325.681	325.681
**D	DREYFUS INTERNATIONAL EQUITY FUND	0	1.179.138	1.179.138
**D	ECHSEG	0	371.490	371.490
**D	WHTF WCTC PZENA	0	83.716	83.716
**D	CITY OF MEMPHIS RETIREMENT SYSTEM	0	78.344	78.344
**D	LOUISIANA SHERIFFS ARROWSTREET	0	119.204	119.204
**D	EMPLOYEES RETIREMENT SYSTEM OF TEXAS	0	1.209.000	1.209.000
**D	LAZARD GLOBAL EQUITY INC ED ONSHORE	0	185.576	185.576
**D	LAZARD EUROPEAN ALPHA FUND	0	312.741	312.741
**D	PZENA INVESTMENT MGT	0	468.363	468.363
**D	PEI SYSTEMATEX INTERNATIONAL FD PGI	0	305.879	305.879
**D	APL RB EQ DEV MIRA	0	95.834	95.834
**D	BLL AQUILA LIFE FTSE RAFI DEVELOPED	0	1.131.329	1.131.329
**D	BLL AQUILA LIFE MSCI WORLD FUND	0	1.619.769	1.619.769
**D	BLL AQUILA LIFE OSEAS EQUITY FUND	0	6.846	6.846
**D	THE OPEC FUND FOR INTERNATIONAL DEVELOPMENT	0	367	367
**D	BR GLOBAL OPP PORT EQUITY SLEEVE	0	408.894	408.894
**D	BLL ASCENT LIFE EUROPEAN	0	125.297	125.297
**D	AST ACADEM STRAT RAJENNISON PD07	0	748.290	748.290
**D	TEACHERS' RETIREMENT SYSTEM OF LOUISIANA	0	129.239	129.239
**D	TEACHERS' RETIREMENT SYSTEM OF LOUISIANA	0	1	1
**D	SEMPRA ENERGY PENSION MASTER TRUST	0	233.197	233.197
**D	SEATTLE CITY EMPLOYEES RETIREMENT SYSTEM	0	78.870	78.870
**D	PSEF STATE STREET INTL EQ	0	622.873	622.873
**D	AST JPM SO CAPITAL PRESERV PD4G	0	85.769	85.769
**D	AST JPM SO EAFE OPP PDAD	0	53.412	53.412
**D	BLL AQUILA LIFE EUROPEAN EQUITY	0	5.204.967	5.204.967
**D	AIF 21104 LPI AKT EUROPA II	0	67.736	67.736
**D	INVESTINGFORENINGEN LAEGERNES INVEST,	0	39.674	39.674
**D	AF81 LABOR SELECT INTL EQ	0	1.163.177	1.163.177
**D	DEUTSCHE XTRKS MSCI EURO CCYHNG	0	495.672	495.672
**D	ARC RB EQ DEV KAITOS	0	28.623	28.623
**D	POWERSHARES PUREBETA FTSE DEVELOPED EX NORTHAMERICA PORTFOLIO	0	1.194	1.194
**D	RTC EMULATION	0	72.854	72.854
**D	SCEF MONDRIAN	0	321.408	321.408
**D	SAEF SCE PANAGORA QURL	0	188.961	188.961
**D	AB FOODS HEXAVEST	0	62.862	62.862

1010

BA

LISTA ESITO DELLE VOTAZIONE
 Oggetto: Determinazione del compenso dei componenti il Consiglio di Amministrazione
 FAVOREVOLI

Badge	Ragione Sociale	Proprio	Delega	Totale
**D	DBX FTSE DEV EX US COMP FACTOR	0	8.531	8.531
**D	ABN AMRO PF US RAFI 1000	0	615.196	615.196
**D	ASV RB EQ DEV MENKAR	0	61.704	61.704
**D	PGTF DR NON US EQUITY GT	0	19.212	19.212
**D	MCKINLEYCAPINTLGROWT	0	155.500	155.500
**D	DEUTSCHE XTRKS MSCI EAFE CCYHDS	0	2.471.920	2.471.920
**D	TGMF PANAGORA INTL EQ	0	17.715	17.715
**D	FARMERS GROUP INC EMPLOYEES PENSION PLAN TRUST	0	334.780	334.780
**D	FARMERS GROUP INC 401 K SAVINGS PLAN	0	484.463	484.463
**D	ROWF GT ACWI EX US	0	2.605.885	2.605.885
**D	SBSA GEFT BLACKROCK EQUITY	0	809.731	809.731
**D	BOA PENSION PLAN MONDRIAN	0	1.304.006	1.304.006
**D	ALASKA PERMANENT FUND CORPORATION	0	1.150.133	1.150.133
**D	ALASKA PERMANENT FUND CORPORATION	0	928.534	928.534
**D	3M ERIP RAFI EAFE	0	380.124	380.124
**D	APT EQUITY FUND	0	9.476.085	9.476.085
**D	SISTERS OF CHARITY OF LEAVENWORTH HEALTH SYSTEM MASTER TRUST	0	93.385	93.385
**D	MSV JF MORGAN	0	312.609	312.609
**D	NEFF LSV ASSET MGMT	0	567.200	567.200
**D	NATIONAL ELEVATOR INDUSTRY PENSION PLAN	0	286.900	286.900
**D	CYBF ATIVO CAPITAL MGMT	0	48.820	48.820
**D	CYBF LSV ASSET MGMT	0	208.600	208.600
**D	LEPF LAZARD	0	125.499	125.499
**D	RZSF3002 NON US EQ MONDRIAN	0	598.464	598.464
**D	RZSF3001 NON US GE W BLAIR	0	216.592	216.592
**D	RZSF1501 GLOBAL EQ HEXEVEST	0	142.217	142.217
**D	ATFF LAZARD	0	259.100	259.100
**D	ADEPT INVESTMENT MANAGEMENT PLC	0	982.876	982.876
**D	INVECO PERPETUAL GLOBAL TARGETED INCOME FUND	0	14.813	14.813
**D	CEP DEP IP EURO EX UK ENH IND FD	0	13.340	13.340
**D	STICHTING BEDRIJFSTAKPENSIOENFONDS VOOR DEZOEETWARENINDUSTRIE EUROPAWEG	0	428.092	428.092
**D	VIRGINIA RETIREMENT SYSTEM	0	188.000	188.000
**D	VIRGINIA RETIREMENT SYSTEM	0	189.383	189.383
**D	VIRGINIA RETIREMENT SYSTEM	0	2.422.000	2.422.000
**D	PMP-T-INKA-FONDS	0	1.588.338	1.588.338
**D	THE ROMAN CATHOLIC ARCHBISHOP OF LOS ANGELES	0	503.941	503.941
**D	PLUMBERS AND PIPEFITTERS NATIONAL PENSION PLAN	0	243.395	243.395
**D	AIC CAMBIAR INTERNATIONAL EQUITY FUND	0	282.760	282.760
**D	LAWRENCE LIVERMORE NATIONAL SECURITY LLC AND LOS ALAMOS NATIONAL SECURITY LLC DEFINED BENEFIT PLANGROUP TRUST	0	3.489.000	3.489.000
**D	LLNS LLC AND LANS LLC DEFINED BENEFIT PLAN GROUP TRUST	128.737	558.725	558.725
**D	DBZF LSV ASSET MGMT	0	82.300	82.300

lole

LISTA ESITO DELLE VOTAZIONE
 Oggetto: Determinazione del compenso dei componenti il Consiglio di Amministrazione
 FAVOREVOLI

Badge	Ragione Sociale	Proprio	Delega	Totale
**D	MSV LIFE PLC	0	78.720	78.720
**D	VANGUARD GLOBAL DIVIDEND FUND	0	1.698	1.698
**D	EL2F EL2 LSV	0	33.900	33.900
**D	COUNTY EMPLOYEES ANNUITY AND BENEFIT FUND OF COOK COUNTY	0	70.240	70.240
**D	COUNTY EMPLOYEES ANNUITY AND BENEFIT FUND OF COOK COUNTY	0	295.170	295.170
**D	COUNTY EMPLOYEES ANNUITY AND BENEFIT FUND OF COOK COUNTY	0	446.083	446.083
**D	COUNTY EMPLOYEES ANNUITY AND BENEFIT FUND OF COOK COUNTY	0	800.889	800.889
**D	COUNTY EMPLOYEES ANNUITY AND BENEFIT FUND OF COOK COUNTY	0	136.046	136.046
**D	CASEY FP ARROWSTREET	0	6.523	6.523
**D	UNITED CHURCH FUNDS OMA BFF	0	144.500	144.500
**D	UNITED CHURCH FUNDS LSV ASSET MGMT	0	56.056	56.056
**D	QSSF PANAGORA	0	50.448	50.448
**D	BNYMIL FT EURO ALPHADEX UCITS ETF	0	1.491.342	1.491.342
**D	BNY MELLON INTERNATIONAL FUND	0	6.647	6.647
**D	DEUTSCHE XTRK MSCI STH EUR HDG ETF	0	130.022	130.022
**D	LRPF WILLIAM BLAIR	0	3.871	3.871
**D	COLUMEIA SUSTAINABLE INTL EQ ETF	0	406.300	406.300
**D	JDRF LSV NON US LONG	0	53.869	53.869
**D	IN8 COP TREAS PWF RHUMELINE MSCI	0	776.625	776.625
**D	AB FOODS ARTEMIS	0	1.032.568	1.032.568
**D	CPA COP PSERS PSERS ACWI X US INDEX	0	73.676	73.676
**D	AON HERWITT COLLECTIVE INVESTMENT TRUST	0	747.029	747.029
**D	INTERNATIONALE KAPITALANLAGEGESELLSCHAFT MEH ACTING FOR ACCOUNT OF INKA PBEAKK	0	29.360	29.360
**D	AURION GLOBAL EQUITY FUND	0	868.935	868.935
**D	AZL INTERNATIONAL INDEX FUND	0	10.033.571	10.033.571
**D	BGF NEW ENERGY FD NAT RES	0	1.731.023	1.731.023
**D	BGF EUROPEAN VALUE FD	0	4.033.859	4.033.859
**D	BGF EURO MKTS FD EURO EQUITY PF	0	11.437	11.437
**D	BOK KIC AAEQ 3	0	527.500	527.500
**D	AON HEWITT GROUP TRUST	0	18.840	18.840
**D	WF KNIGHTS OF COLUMBUS MAST TR SSGA	0	90.911	90.911
**D	HESF NJF INVEST GRP	0	9.959	9.959
**D	HAWAIIAN ELECTRIC INDUSTRIES INC MASTER VEBE TRUST	0	177.141	177.141
**D	MI FONDS K12 SPK	0	86.837	86.837
**D	MI FONDS K10 SPK	0	448.366	448.366
**D	MI FONDS K11 SPK	0	1.538.145	1.538.145
**D	ARBEJDSMARKEDETS TILLAEGSPENSION	0	1.387.458	1.387.458
**D	AMUNDI SGR SPA / AMUNDI RISPARMIO ITALIA	0	1.372.000	1.372.000
**D	AMUNDI SGR SPA/AMUNDI SVILUPPO ITALIA	0	1.745.542	1.745.542
**D	AMUNDI SGR SPA	0	149.195	149.195
**D	AMUNDI SGR SPA / OBBLIGAZIONARIO PIU' A DIS TRIBUZIONE	0	350.097	350.097
**D	AMUNDI SGR SPA / AZIONARIO VALORE EUROPA A DISTRIBUZIONE	0	482.416	482.416
**D	AMUNDI SGR SPA / AZIONARIO EUROPA	0	138.515	138.515
**D	SEI GLOBAL INVESTMENT FUND PLC	0		

lol

LISTA ESITO DELLE VOTAZIONE
 Oggetto: Determinazione del compenso dei componenti il Consiglio di Amministrazione
 FAVOREVOLI

Badge	Ragione Sociale	Proprio	Delega	Totale
**D	AMJ GLOBAL BALANCED FUND 2017	0	58.458	58.458
**D	BLACKROCK GA ENHANCED EQUITY F	0	8.702	8.702
**D	SEI GLOBAL MASTER FUND PLC - T	0	268.243	268.243
**D	AB CAP FUND INC AB FLEXFEE	0	13.760	13.760
**D	LSV FUNDS PLC	0	205.700	205.700
**D	AB SICAV I - ALTERNATIVE RISK	0	44.910	44.910
**D	AB SICAV I ALL MARKET TOTAL	0	5.580	5.580
**D	AFFINITY WORLD LEADERS EQUITY	0	2.710	2.710
**D	AB SICAV I ALL MARKET INCOME	0	508.177	508.177
**D	AB SICAV I - EUROZONE EQUITY P	0	9.191.336	9.191.336
**D	E.T.H.I.C.A.	0	430.000	430.000
**D	AB SICAV I - EUROPEAN EQUITY P	0	2.154.461	2.154.461
**D	WELLS FARGO (LUX) WORLDWIDE FU	0	4.329	4.329
**D	PGIM ETF TRUST - PGIM QMA STRA	0	9.908	9.908
**D	AB SICAV I - LOW VOLATILITY T	0	285.740	285.740
**D	INTER EXPANSION	0	58.482	58.482
**D	BRIDGE BUILDER INTERNATIONAL	0	12.741.117	12.741.117
**D	FONDS FALLADIO	0	194.256	194.256
**D	AGE FCR ACTIONS	0	142.741	142.741
**D	AIM EQUITY EMU 1	0	888.853	888.853
**D	AZ AIR FRANCE POCHE ACT EUR	0	106.452	106.452
**D	ALLIANZ CAVAMAC ACTIONS	0	85.443	85.443
**D	LYXOR EURO STOXX 300 DR	0	807.898	807.898
**D	ALLIANZ HOSPITALIERS EURO	0	400.000	400.000
**D	ALLIANZ HOSPI VAL DURABLES	0	400.000	400.000
**D	LYXOR STOXX EUROPE 600 (DR	0	1.899.621	1.899.621
**D	TOUCHSTONE FUNDS GROUP	0	119.570	119.570
**D	LYX FTSE EUR MIN VAR UC ETF	0	9.421	9.421
**D	MAAF ASSURANCES SA	0	927.636	927.636
**D	PROTEC BT	0	12.760	12.760
**D	MOOREA FUND - SELECTION EUR	0	214.357	214.357
**D	ALLIANZ VIE-HENAFF HERVE	0	229.088	229.088
**D	MUL - LYXOR ITALIA EQUITY PIR	0	144.034	144.034
**D	LA BANQUE POSTALE ASSET MANAGE	0	93.094	93.094
**D	LIF - LYXOR MSCI EMU VALUE DR	0	363.785	363.785
**D	ALLIANZ VIE ACE ACTIONS-HENAFF	0	377.630	377.630
**D	LYXOR INDEX FUND -LYXOR GLOB.F	0	14.838	14.838
**D	LYXOR CORE MSCI EMU DR UCITS	0	394.792	394.792
**D	LYXOR CORE MSCI WORLD (DR) UCI	0	115.765	115.765
**D	AZ VIE PFON RETRAITE ACTION-HE	0	289.633	289.633
**D	NESTLE FRANCE EQUILIBRE	0	87.148	87.148
**D	SG DIVERSIFIE ISR	0	263.890	263.890
**D	SG ACTIONS INTERNATIONALES	0	338.506	338.506

1023

A

27

LISTA ESITO DELLE VOTAZIONE
 Oggetto: Determinazione del compenso dei componenti il Consiglio di Amministrazione
 FAVOREVOLI

Badge	Ragione Sociale	Proprio	Delega	Totale
**D	HALEVY A3	0	500.165	500.165
**D	FCPE MACIF CROISSANCE DURABLE	0	160.650	160.650
**D	MAIF CROISSANCE DURABLE	0	334.795	334.795
**D	MONCEAU EUROPE VALUE	0	496.657	496.657
**D	CIPAV METROPOLE DIVERSIFIE	0	471.588	471.588
**D	MONCEAU ETHIQUE	0	188.075	188.075
**D	SMITH GROUP GLOBAL LARGE CAP	0	21.100	21.100
**D	TRUST AND CUSTODY SERVICES BAN	0	4.400	4.400
**D	AB SICAV I - EUROPE (EX UK) EQ	0	9.990	9.990
**D	BLACKROCK EUROFUND	0	231.696	231.696
**D	BLACKROCK GLOBAL ALLOCATION FU	0	19.002.184	19.002.184
**D	BLACKROCK GLOBAL SMALLCAP FUND	0	3.367	3.367
**D	LYXOR MSCI EUROPE CLIMATE	0	1.340	1.340
**D	BLACKROCK GLOBAL ALLOCATION EO	0	149.367	149.367
**D	LYXOR MSCI WORLD CLIMATECHANGE	0	792	792
**D	BLACKROCK GLOBAL ALLOCATION VI	0	6.545.841	6.545.841
**D	LYXOR EURO STOXX 50 (DR)	0	265.945	265.945
**D	ACBERNSTEIN	0	991.010	991.010
**D	UF 6 A ACT	0	175.000	175.000
**D	TRUST CUSTODY SERVICES BANK, I	0	200.000	200.000
**D	ASI - PROGETTO SVILUPPO GLO	0	145.912	145.912
**D	CASSETTE DIVERSIFIE	0	307.557	307.557
**D	AM SOL IT-PROGETTO SVILUPPO GL	0	25.535	25.535
**D	SOGECAP AP LOW CARBON	0	136.737	136.737
**D	BROWN BROTHERS HARRIMAN TRUSTE	0	1.798.805	1.798.805
**D	SILVER INVESCO EURO EQUITY	0	294.174	294.174
**D	AMUNDI S.F-EURO EQ MARKET PLUS	0	158.286	158.286
**D	SG ACTIONS EUROPE MULTIGESTION	0	31.829	31.829
**D	DIVERSIFIE ACTIONS 50-65 DU CD	0	49.633	49.633
**D	AM SOL IT-PROGETTO CED 04 2024	0	23.492	23.492
**D	OET MARKET NEUTRAL EQUITY	0	1.524.607	1.524.607
**D	PIONEER INVESTMENTS TOTAL RETU	0	36.596	36.596
**D	AMUNDI SOLUZ IT-PROG CED 05 20	0	58.461	58.461
**D	MACIF CROISSANCE DURABLE ET SO	0	295.445	295.445
**D	TRUST AND CUSTODY SERVICES BAN	0	117.211	117.211
**D	AMUNDI SOLUZ IT-PROG CED 06 20	0	38.887	38.887
**D	AMUNDI SOLUZ IT-PROG CED 08 20	0	47.350	47.350
**D	THE NOMURA TRUST AND BANKING C	0	78.622	78.622
**D	AMUNDI SOLUZ IT-PROG CED 09 20	0	42.711	42.711
**D	AMUNDI SF-DIVERS TARG IN 11 21	0	4.971	4.971
**D	AMUNDI SOLUZ IT-PROG CED 12 20	0	19.137	19.137
**D	SG ACTIONS EUROPE LARGE CAP	0	176.681	176.681
**D		0	37.958	37.958

104

[Handwritten signature]

LISTA ESITO DELLE VOTAZIONE

Oggetto: Determinazione del compenso dei componenti il Consiglio di Amministrazione
FAVOREVOLI

Badge	Ragione Sociale	Proprio	Delega	Totale
**D	AMUNDI SOLUZ IT-PROG CED 11 20	0	33.892	33.892
**D	LYXOR MSCI EUROPE UCITS ETF	0	1.456.404	1.456.404
**D	ACBERNSTEIN-DYNAMIC DIVERSIFI	0	5.102	5.102
**D	LYX EUR STOXX 50 (DR) U E	0	7.176.699	7.176.699
**D	AMUNDI SOLUZ IT-PROG CED 02 21	0	16.585	16.585
**D	LYXOR INDEX FUND EURO	0	16.242	16.242
**D	AMUNDI SOLUZ IT-PROG CED 03 21	0	21.341	21.341
**D	NUVEEN GLOBAL INVESTORS FUND P	0	122.518	122.518
**D	2) NUMERIC INVESTORS LLC	0	95.900	95.900
**D	AMUNDI SOLUZ IT-PROG CED 05 21	0	21.062	21.062
**D	GLOBAL HIGH INCOME EQUITY FUND	0	151.369	151.369
**D	ETOILE ACTIONS RENDEMENT	0	433.168	433.168
**D	ETOILE ENERGIE EUROPE	0	108.415	108.415
**D	ANTARIUS ROTATION SECTORIELLE	0	85.414	85.414
**D	AMUNDI SOLUZ IT-PROG CED 06 21	0	16.537	16.537
**D	SEI GLOBAL MASTER FUND PLC STY	0	1.394.000	1.394.000
**D	INVESCO ASSET MANAGEMENT LIMIT	0	49.938	49.938
**D	ACBERNSTEIN FCP	0	7.340.755	7.340.755
**D	AMUNDI SOLUZ IT-PROG CED 08 21	0	9.674	9.674
**D	EMG EUROPE LAZARD AM	0	159.706	159.706
**D	ETOILE ACTIONS INTERNATIONALES	0	195.488	195.488
**D	AMUNDI SOLUZ IT-PROG CED 09 21	0	15.076	15.076
**D	OFI AM	0	2.028.836	2.028.836
**D	SEI INVESTMENTS (EUROPE) LIMIT	0	44.470	44.470
**D	AMUNDI SF-DIV TGT INC 11 2022	0	15.742	15.742
**D	CHERRY TREE FUND OF AMERICAN I	0	329.320	329.320
**D	AMUNDI SF-DIV TGT INC 11 2021	0	13.490	13.490
**D	SEI GLOBAL INVESTMENTS FUND PL	0	38.262	38.262
**D	AMUNDI SOLUZ IT-PROG CED 12 21	0	11.181	11.181
**D	TST TOUCHSTONE SUSTAINABILITY	0	1.702.324	1.702.324
**D	AMUNDI SOLUZ IT-PROG CED 02 22	0	26.714	26.714
**D	AB CAP FUND, INC. - AB INTERNAT	0	905.270	905.270
**D	AMUNDI SOLUZ IT-PROG CED 03 22	0	20.985	20.985
**D	AMUNDI SOLUZ IT-PROG CED 04 22	0	11.832	11.832
**D	SEI GLOBAL MASTER FUND PLC- TH	0	112.983	112.983
**D	AMUNDI SOLUZ IT-PROG CED 06 22	0	13.096	13.096
**D	ALLIANCEBERNSTEIN FUND DYNAMIC	0	30.778	30.778
**D	AMUNDI SOLUZ IT-PROG CED 05 22	0	13.242	13.242
**D	AMUNDI SOLUZ IT-PROG CED 10 22	0	13.773	13.773
**D	AM SOL IT- PROG CED 12 2022	0	19.495	19.495
**D	ASI-PROGETTO CEDOLA 04 2023	0	28.903	28.903
**D	AM SOL IT-PROG CED 05 2023	0	29.882	29.882
**D	AM SOL IT-PROG CED 06 2023	0	24.547	24.547

2015

h

gr

LISTA ESITO DELLE VOTAZIONE
 Oggetto: Determinazione del compenso dei componenti il Consiglio di Amministrazione
 FAVOREVOLI

Badge	Regione Sociale	Proprio	Delega	Totale
**D	ASI-PROGETTO CEDOLA 07 2023	0	22.002	22.002
**D	NUMERIC EUROPEAN EQUITY FUND A	0	71.600	71.600
**D	ASI-PROGETTO CEDOLA 09 2023	0	28.514	28.514
**D	ASI-PROGETTO CEDOLA 10 2023	0	28.792	28.792
**D	KOKUSAI EQUITY INDEX FU	0	205.086	205.086
**D	ASI-PROGETTO CEDOLA 12 2023	0	26.834	26.834
**D	CONSULTING GROUP CAPITAL MARKE	0	194.256	194.256
**D	AMUNDI S.F. - EQ PLAN 60	0	17.352	17.352
**D	CNS GLOBAL LIST INFRASTRUCTUR	0	109.100	109.100
**D	AMUNDI S.F.-ABSOLUTE RET MULTI	0	17.906	17.906
**D	PI INVESTMENT FD-OPTIMISER	0	267.780	267.780
**D	PI IF -EMU EQUITY	0	379.755	379.755
**D	PI IF -EUROPEAN EQUITY	0	168.857	168.857
**D	AMUNDI SOLUZIONI IT-PROG. A2.	0	32.138	32.138
**D	AMUNDI SOLUZ IT-PROG CED 09 22	0	25.136	25.136
**D	AMUNDI SOLUZ IT-PROG CED 07 22	0	10.761	10.761
**D	OFI FUND - EURO LARGE CAP	0	80.000	80.000
**D	ERSTE-SPARINVEST KAPITAL.M.B.H	0	941.602	941.602
**D	AMUNDI LUXEMBOURG SA	0	393.738	393.738
**D	ESPERIDES- S.A. SICAV - SIF	0	118.483	118.483
**D	AMUNDI SIF GLOBAL ETHICAL EQUITIES	0	15.052	15.052
**D	SINGLE SELECT INVEST MONCEAU ACTION	0	100.000	100.000
**D	LUX IM ESG GENERALI INVESTM DIVERS STRAT	0	383.135	383.135
**D	SEYOND EURO VALUE EQUITY	0	1.747.013	1.747.013
**D	SEYOND EQUITY FACTOR INVESTING EUROPE	0	221.614	221.614
**D	VALLANT AKTIEN EUROP	0	4.790	4.790
**D	G FUND NEXT R EVOLUTIONS	0	24.697	24.697
**D	PRIVILEGE - JP MORGAN PAN EUROPEAN FLEXIBLE EQUITY	0	593.935	593.935
**D	SEYOND EUROPE MARKET NEUTRAL	0	9.131	9.131
**D	DNB ASSET MANAGEMENT AB	0	8.857	8.857
**D	CLEOME INDEX GLOBAL EQUITIES	0	40.896	40.896
**D	CLEOME INDEX EUROPE EQUITIES	0	10.644	10.644
**D	CANDRIAM QUANT EQUITIES MULTI-FACTOR EMU	0	166.338	166.338
**D	CANDRIAM QUANT EQUITIES MULTI-FACTOR GLO	0	12.472	12.472
**D	CLEOME INDEX EMU EQUITIES	0	4.707	4.707
**D	CANDRIAM QUANT EQUITIES EUROPE	0	89.849	89.849
**D	CLEOME INDEX WORLD EQUITIES	0	14.628	14.628
**D	AMUNDI FUNDS MULTI ASSET CONSERVATIVE	0	7.474	7.474
**D	AMUNDI EURO STOXX 50	0	81.861	81.861
**D	AF DYNAMIC MULTI FACTO GLOBAL EQ-EUROPE	0	6.951.630	6.951.630
**D	CPR INVEST - FUTUR CITIES	0	5.826	5.826
**D	AMUNDI FUNDS EQUITY EUROPE RISK FARTY	0	44.470	44.470
**D		0	81.838	81.838

LISTA ESITO DELLE VOTAZIONE
 Oggetto: Determinazione del compenso dei componenti il Consiglio di Amministrazione
 FAVOREVOLI

Badge	Ragione Sociale	Proprio	Delega	Totale
**D	AMUNDI FUNDS DYNAMIC MULTI FACTORS EURO	0	1.081.857	1.081.857
**D	AMUNDI FUNDS DYNAMIC MULTI FACT EUROPE EQU	0	198.249	198.249
**D	AMUNDI INDEX MSCI EUROPE	0	1.635.132	1.635.132
**D	AMUNDI INDEX EQUITY GLOBAL LOW CARBON	0	230.067	230.067
**D	AMUNDI INDEX MSCI WORLD	0	255.760	255.760
**D	AMUNDI INDEX MSCI EMU	0	3.489.276	3.489.276
**D	AMUNDI FUNDS GLOBAL PERSPECTIVES	0	22.417	22.417
**D	AMUNDI INDEX EQUITY GLOBAL MULTI SMART ALLOCATION SCIENTIFIC BETA	0	16.350	16.350
**D	AMUNDI FUNDS EURO RISK PARITY	0	578.118	578.118
**D	AMUNDI MSCI EUROPE EX UK	0	13.887	13.887
**D	AMUNDI PRIME EUROPE - UCITS ETF DR	0	14.671	14.671
**D	AMUNDI PRIME EUROZONE	0	153.544	153.544
**D	AMUNDI PRIME GLOBAL - UCITS ETF DR	0	18.101	18.101
**D	STRUCTURA	0	3.639	3.639
**D	AMUNDI FUNDS EUROPEAN EQUITY TARGET INCO	0	6.576.349	6.576.349
**D	AMUNDI FDS GLOBAL MULTI-ASSET TARGET INC	0	252.672	252.672
**D	AMUNDI FUNDS ABSOLUTE RETURN MULTI-SRAT	0	360.767	360.767
**D	AMUNDI FUNDS GLOBAL EQUITY TARGET INCOME	0	3.104.418	3.104.418
**D	AMUNDI FUNDS PIONEER FLEXIBLE OPPORTUNIT	0	340.513	340.513
**D	AMUNDI FUNDS REAL ASSETS TARGET INCOME	0	250.000	250.000
**D	AMUNDI FUNDS MULTI-STRATEGY GROWTH	0	290.979	290.979
**D	AMUNDI FUNDS GLOBAL MULTI-ASSET	0	40.187	40.187
**D	AMUNDI FDS GLOB MULTI-ASSET CONSERVATIVE	0	75.261	75.261
**D	AMUNDI FUNDS EURO MULTI-ASSET TARGET INC	0	305.293	305.293
**D	CPR INVEST-EUROPE SPECIAL SITUATIONS	0	44.467	44.467
**D	G FUND - TOTAL RETURN ALL CAP EUROPE	0	700.000	700.000
**D	MIROVA EUROPE SUSTAINABLE ECONOMY FUND	0	42.253	42.253
**D	NIF I ALLIANZ BERNSTEIN	0	1.061.540	1.061.540
**D	DMS STIRLING HOUSE BALANCED	0	51.600	51.600
**D	DMS STIRLING HOUSE DYNAMIC	0	57.100	57.100
**D	DMS STIRLING HOUSE GROWTH FUND	0	158.000	158.000
**D	DMS STIRLING HOUSE MONTHLY INCOME FUND	0	3.600	3.600
**D	DMS VERBATIM PORTFOLIO 5 INCOME FUND	0	55.000	55.000
**D	CENTRAL BANK OF IRELAND	0	56.425	56.425
**D	EDMOND DE ROTHSCHILD FUND INCOME EUROPE	0	519.240	519.240
**D	EDMOND DE ROTHSCHILD FUND EQUITY EURO CORE	0	1.010.500	1.010.500
**D	EDMOND DE ROTHSCHILD FUND II - INCOME 2024	0	83.410	83.410
**D	CNP ASSURANCES	0	473.000	473.000
**D	CNP ASSURANCES	0	146.000	146.000
**D	CNP ASSURANCES	0	43.776	43.776
**D	CNP ASSURANCES	0	264.784	264.784
**D	CNP ASSURANCES	0	10.750.000	10.750.000
**D	CNP ASSURANCES	0	33.563	33.563

A

13

2017

LISTA ESITO DELLE VOTAZIONE
 Oggetto: Determinazione del compenso dei componenti il Consiglio di Amministrazione
 FAVOREVOLI

Badge	Ragione Sociale	Proprio	Delega	Totale
**D	LA SAUVEGARDE (A) EUROPE	0	36.792	36.792
**D	FIDELIA ASSISTANCE	0	11.992	11.992
**D	MWA IARD SA (A) EUROPE	0	977.396	977.396
**D	ASSISTANCE PROTECTION JURIDIQUE (A) SUROP	0	87.820	87.820
**D	GMF-VIE CANTON D (A) EUROPE	0	2.139.012	2.139.012
**D	GMF ASSURANCES (A) EUROPE	0	661.388	661.388
**D	MAAF SANTE	0	29.139	29.139
**D	MAAF VIE WINNEO PERS	0	5.599	5.599
**D	MAAF VIE ACTIF GENERAL	0	1.101.335	1.101.335
**D	MAAF VIE ACTIF GENERAL	0	64.684	64.684
**D	MWP IARD	0	181.000	181.000
**D	LA BANQUE POSTALE PREVOYANCE	0	9.298	9.298
**D	AFSA-SRI ABSOL RETURN MULTI-ASSETS N1	0	1.155	1.155
**D	AFSA-SRI ABSOL RETURN MULTI-ASSETS N2	0	632.260	632.260
**D	GGVIE PREFON RETRAITE A	0	59.733	59.733
**D	CRAMA LOIRE BRETAGNE ACTIONS	0	140.000	140.000
**D	ALZ DIVERSIFIE CAUMARTIN (POCHE EURO)	0	1.208.882	1.208.882
**D	AA ALLIANZ DIVERSIFIE	0	219.732	219.732
**D	ALLIANZ GLOBAL INVESTORS FRANCE	0	115.068	115.068
**D	CAVEC LA FRANCAISE DES PLACEMENTS DIVERSIFIE	0	250.000	250.000
**D	CARPIMKO ACTIONS IO	0	155.058	155.058
**D	VILLIERS DIAPASON	0	60.513	60.513
**D	EGEPARGNE 2	0	53.266	53.266
**D	SAPFRAN DYNAMIQUE	0	10.951	10.951
**D	SAPFRAN MIXTE SOLIDAIRE	0	149.951	149.951
**D	NATEXIS PERFORMANCE 09	0	471.992	471.992
**D	FCP CARPIMKO EUROPE	0	104.000	104.000
**D	IBM FRANCE	0	8.636	8.636
**D	FCP HAMELIN DIVERSIFIE FLEX II	0	92.857	92.857
**D	IBM FRANCE F	0	135.122	135.122
**D	DUGHAY ACTIONS EUROPE	0	320.772	320.772
**D	ERISA ACTIONS EUROPE N2	0	37.820	37.820
**D	ORANO DIVERSIFIE EQUILIBRE	0	28.181	28.181
**D	GROUPE CEA CROISSANCE (CEA2)	0	123.051	123.051
**D	HAMELIN ACTIONS EUROPE	0	324.000	324.000
**D	UFF CAP DIVERSIFIE	0	1.284.494	1.284.494
**D	AA NATIXIS MINIMUM VARIANCE	0	273.930	273.930
**D	FCP RL PREVOYANCE	0	1.025.616	1.025.616
**D	RSRC ACTIONS	0	492.802	492.802
**D	FCP CARBP DIVERSIFIE	0	250.997	250.997
**D	PERF PROGRESSIF	0	3.040.091	3.040.091
**D	ECUREUIL PROFIL 90	0	163.810	163.810
**D	UNIVERS CNP 1	0	1.102.809	1.102.809
**D	A.A. - BNP FPM -ISR	0		

LISTA ESITO DELLE VOTAZIONE
 Oggetto: Determinazione del compenso dei componenti il Consiglio di Amministrazione
 FAVOREVOLI

Badge	Ragione Sociale	Proprio	Delega	Totale
**D	BOURBON 7	0	82.230	82.230
**D	CONCORDE 96	0	226.813	226.813
**D	CNP MONTFARASSE ACTIONS	0	308.586	308.586
**D	OACET	0	221.439	221.439
**D	AA LA FRANCAISE ISR	0	577.780	577.780
**D	CNP ACP ACTIONS LT	0	285.148	285.148
**D	FC CARPIMKO	0	695.120	695.120
**D	AAE MG	0	270.528	270.528
**D	OCIRP ACTIONS F	0	400.000	400.000
**D	EDMOND DE ROTHSCHILD ASSET MANAGEMENT	0	489.540	489.540
**D	TESLA FOCHE ACTIONS	0	76.244	76.244
**D	FONDATION EUROPE	0	139.091	139.091
**D	AB CFRAO	0	18.350	18.350
**D	ADVIT ACT EU	0	225.275	225.275
**D	UECM ALSACE	0	22.000	22.000
**D	ARRCO LONG TERME F	0	313.140	313.140
**D	UMR SELECT EUROPE R1	0	334.000	334.000
**D	ARRCO LONG TERME B NATIXIS INVEST MANAGERS INTERNAT	0	405.327	405.327
**D	H5BC GLOBAL ASSET MANAGEMENT	0	525.351	525.351
**D	CONTI PLACEMENTS	0	84.132	84.132
**D	MGEN ACTION	0	173.640	173.640
**D	TOTAL DIVERSIFIE EQUILIBRE & SOLIDAIRE	0	52.895	52.895
**D	MONGELAS	0	123.468	123.468
**D	NEULIZE VIE OPPORTUNITES	0	287.323	287.323
**D	EUROCORPORATE FG DIVERSIFIE	0	13.323	13.323
**D	LBPAM STRATEGIE PEA 1	0	63.575	63.575
**D	LBPAM ACTIONS EUROPE	0	265.098	265.098
**D	TONI ACTIONS 100	0	369.396	369.396
**D	VIVACCIO ACTIONS	0	2.446.984	2.446.984
**D	LBPAM ACTIONS MONDE	0	548.346	548.346
**D	LBPAM ACTIONS INDICE EURO	0	1.196.587	1.196.587
**D	LBPAM ACTIONS 80	0	306.346	306.346
**D	LBPAM ACTIONS EUROPE MONDE	0	204.061	204.061
**D	LBPAM ACTIONS EUROPE 50	0	192.864	192.864
**D	LBPAM STRATEGIE PEA 2	0	77.622	77.622
**D	LBPAM ACTIONS OPTI INDICE EURO	0	43.225	43.225
**D	CNP TOCQUEVILLE VALUE EUROPE ISR	0	1.054.753	1.054.753
**D	SG AMUNDI ASSET MANAGEMENT	0	26.743	26.743
**D	AP ACTIONS 1 EURO	0	423.046	423.046
**D	ROPS-SMART INDEX EURO	0	535.186	535.186
**D	AP ACTIONS 3 MIN VOL	0	144.971	144.971
**D	PREDIQUANT A2 ACTIONS EUROPE	0	103.000	103.000
**D	CARP - INDO	0	841.369	841.369

608

A

BP

LISTA ESITO DELLE VOTAZIONE
 Oggetto: Determinazione del compenso dei componenti il Consiglio di Amministrazione
 FAVOREVOLI

Badge	Ragione Sociale	Proprio	Delega	Totale
**D	L.S. DYNAMIQUE ET SOLIDAIRE	0	19.000	19.000
**D	EPARGNE PRUDENCE THALES	0	159.281	159.281
**D	LV CHALLENGE	0	147.406	147.406
**D	N 1. RENDEMENT USINOR	0	40.944	40.944
**D	JUNON ACTIONS OBLIGATIONS	0	141.969	141.969
**D	AMUNDI LABEL DYNAMIQUE ESR	0	244.363	244.363
**D	AMUNDI LABEL PRUDENCE ESR	0	205.276	205.276
**D	AMUNDI LABEL EQUILIBRE ESR	0	353.265	353.265
**D	APRCO LONG TERME D ACTIONS	0	671.007	671.007
**D	ATOUT PULSATIONS	0	877.786	877.786
**D	LCL DYNAMIQUE	0	69.754	69.754
**D	VOCATION MARCHE ARIANESPACE CONSEIL DE SURVEILLANCE DU FCP	0	12.912	12.912
**D	ICL EQUILIBRE	0	74.202	74.202
**D	EDRN AMUNDI	0	272.766	272.766
**D	CFN AMUNDI ACTIONS	0	143.757	143.757
**D	PREDICA ISR EUROPE - ACTIONS	0	18.193	18.193
**D	PREDICA ISR MONDE - ACTIONS	0	11.150	11.150
**D	GRD 20 ACTIONS	0	1.108.281	1.108.281
**D	TECHNIP EQUILIBRE	0	86.273	86.273
**D	TECHNIP DYNAMIQUE	0	75.767	75.767
**D	SOLIDARITE	0	23.725	23.725
**D	VILLIERS ALTO	0	168.379	168.379
**D	EPARGNE ACTIONS MONDE ISR	0	151.146	151.146
**D	AMUNDI HORIZON	0	152.946	152.946
**D	ADP DIVERSIFIE DYNAMIQUE	0	41.965	41.965
**D	ICARE	0	208.118	208.118
**D	ROPS EURO P	0	1.323.542	1.323.542
**D	ARIA	0	19.665	19.665
**D	A.A. - GROUPAMA - ISR	0	1.157.175	1.157.175
**D	FCP GROUPAMA PHARMA DIVERSIFIE	0	145.000	145.000
**D	CAVEC GROUPAMA DIVERSIFIE	0	373.450	373.450
**D	CONTI GESTION	0	133.879	133.879
**D	FRAGUS	0	1.101.635	1.101.635
**D	PORT ROYAL EQUILIBRE	0	244.739	244.739
**D	ALLOCATION INVEST INDIANAPOLIS	0	332.724	332.724
**D	GROUPAMA NORD EST ACTIONS	0	90.567	90.567
**D	GROUPAMA CR ACTIONS EURO	0	37.346	37.346
**D	GROUPAMA CR GENOVA 1	0	293.403	293.403
**D	MICHELET TUNNEL	0	149.703	149.703
**D	GAN FRANCESELECT	0	92.704	92.704
**D	GAN EUROSTRATEGIE	0	117.662	117.662
**D	AGRICA TACTIQUE G	0	240.247	240.247
**D	FCP GROUPAMA GRAND EST GROUPAMA	0	36.504	36.504

1020

LISTA ESITO DELLE VOTAZIONI

Objetto: Determinazione del compenso dei componenti il Consiglio di Amministrazione
FAVOREVOLI

Badge	Ragione Sociale	Proprio	Delega	Totale
**D	GROUPAMA PARIS VAL DE LOIRE ACTIONS EURO	0	100.269	100.269
**D	WALLON	0	250.274	250.274
**D	ASTORG CROISSANCE	0	586.534	586.534
**D	OFI ASSET MANAGEMENT	0	57.160	57.160
**D	GROUPAMA EPARGNE RESPONSABLE EQUILIBRE 1	0	355.657	355.657
**D	GROUPAMA EPARGNE RESPONSABLE DYNAMIQUE 1	0	249.818	249.818
**D	GROUPAMA EPARGNE RESPONSABLE PERSPECTIVE EQUILIBRE	0	440.987	440.987
**D	GROUPAMA EPARGNE RESPONSABLE PERSPECTIVE DYNAMIQUE	0	497.549	497.549
**D	COVEA FINANCE	0	662.395	662.395
**D	COVEA SOLIS	0	257.721	257.721
**D	COVEA PATRIMOINE	0	287.500	287.500
**D	COVEA FINANCE ACTI EUROPE	0	606.142	606.142
**D	COVEA FINANCE INVESTISSEMENT	0	682.110	682.110
**D	COVEA FINANCE HORIZON DURABLE	0	205.435	205.435
**D	COVEA ACTIONS RENDEMENT	0	1.513.816	1.513.816
**D	ECUREUIL PROFIL 75	0	1.062.168	1.062.168
**D	ING RENDEMENT EUROPE	0	100.000	100.000
**D	ECUREUIL INVESTISSEMENTS	0	5.809.075	5.809.075
**D	EGAMO ALLOCATION FLEXIBLE	0	83.007	83.007
**D	CNP ASSUR VALUE ET MOMENTUM	0	80.089	80.089
**D	OSTRUM ACTIONS EUROPE RENDEMENT	0	459.276	459.276
**D	OSTRUM ACTIONS EURO	0	1.780.068	1.780.068
**D	LIVRET BOURSE INVESTISSEMENTS	0	976.426	976.426
**D	SEYOND ACTIONS EUROPEENNES	0	422.659	422.659
**D	HSBC ACTIONS MONDE	0	79.473	79.473
**D	FEDERAL OPTIMAL (PART F)	0	1.366.000	1.366.000
**D	OSTRUM ACTIONS EUROPEENNES	0	619.654	619.654
**D	OSTRUM ACTIONS EUROPE VALUE	0	117.029	117.029
**D	HSBC SUSTAINABLE GLOBAL EQUITY	0	542.833	542.833
**D	HSBC ACTIONS EUROPE	0	1.129.404	1.129.404
**D	HSBC EURO ACTIONS	0	351.498	351.498
**D	HSBC MULTI-ASSET DYNAMIC EURO	0	429.820	429.820
**D	SEYOND EQUITY FACTOR INVESTING EURO	0	27.358	27.358
**D	BBM V-FLEX	0	151.099	151.099
**D	GREAT EUROPEAN MODELS	0	831.000	831.000
**D	RENDEMENT DIVERSIFIE M	0	40.265	40.265
**D	PALATINE OR BLEED	0	304.600	304.600
**D	INDOSUEZ EUROPE PATRIMOINE	0	1.350.000	1.350.000
**D	INDOSUEZ EUROPE RENDEMENT	0	536.000	536.000
**D	UNIGESTION	0	95.000	95.000
**D	INDOSUEZ ALLOCATION PEA	0	542.850	542.850
**D	DORVAL CONVICTIONS	0	661.240	661.240
**D	DORVAL CONVICTIONS PEA	0	211.820	211.820

1021

LISTA ESITO DELLE VOTAZIONE
 Oggetto: Determinazione del compenso dei componenti il Consiglio di Amministrazione
FAVOREVOLI

Badge	Ragione Sociale	Proprio	Delega	Totale
**D	INDSUEZ BIENS REELS	0	104.600	104.600
**D	NATIXIS LCR ACTIONS EURO	0	166.408	166.408
**D	FEDERAL ETHI-PATRIMOINE	0	20.835	20.835
**D	HARMONIE ALLOCATION	0	66.395	66.395
**D	HARMONIE EQUILIBRE	0	137.879	137.879
**D	RICHELIEU CITYZEN	0	70.000	70.000
**D	S. YTIC	0	30.000	30.000
**D	METROPOLE EURO SRI	0	344.548	344.548
**D	METROPOLE SELECTION	0	1.638.829	1.638.829
**D	DORVAL GLOBAL CONVICTIONS PATR	0	11.780	11.780
**D	CNP ASSUR EUROPE NEUFELIZE OBC	0	499.729	499.729
**D	LEPAM ACTIONS EURO FOCUS EMERGENT	0	343.411	343.411
**D	LA BANQUE POSTALE ASSET MANAGEMENT	0	8.485	8.485
**D	AMUNDI STRATEGIES ACTIONS EUROPE CORE + EURO	0	34.322	34.322
**D	LCL ACTIONS EUROPE CORE EURO	0	12.313	12.313
**D	CFR EUROLAND PREMIUM	0	300.197	300.197
**D	ATOUT EUROLAND RESTRUCTURATION	0	148.283	148.283
**D	LCL ACTIONS EURO CORE+	0	150.395	150.395
**D	PREDIQUANT EUROCOISSANCE A2	0	166.818	166.818
**D	AMUNDI STRATEGIES ACTIONS EUROPE RISK PARITY	0	19.604	19.604
**D	LCL ACTIONS EURO RESTRUCTURATION	0	50.602	50.602
**D	AMUNDI RENDEMENT PLUS	0	310.466	310.466
**D	CFR EUROPE NOUVELLE	0	959.757	959.757
**D	CFR EUROPE	0	514.971	514.971
**D	AMUNDI PATRIMOINE PEA	0	196.055	196.055
**D	FDC A2 POCHE TITRES	0	61.469	61.469
**D	LCL ACTIONS MONDE HORS EUROPE EURO	0	110.000	110.000
**D	ATOUT EUROLAND CORE	0	349.578	349.578
**D	BFT EURO FUTUR ESG	0	275.327	275.327
**D	AMUNDI PATRIMOINE	0	305.000	305.000
**D	CFR CONSOMMATEUR ACTIONNAIRE	0	141.159	141.159
**D	CFR EURO HIGH DIVIDEND	0	38.328	38.328
**D	AMUNDI ACTIONS EUROPE ISR	0	764.684	764.684
**D	ASSURDIX	0	175.383	175.383
**D	AMUNDI EUROPE MONDE	0	947.013	947.013
**D	AMUNDI RESA ACTIONS EURO	0	164.232	164.232
**D	ATOUT MODERATIONS	0	842.592	842.592
**D	AMUNDI RESA ACTIONS EUROPE	0	304.324	304.324
**D	HYMNOS	0	29.567	29.567
**D	AMUNDI ACTIONS EURO ISR	0	34.491	34.491
**D	AMUNDI ACTIONS RESTRUCTURATIONS	0	753.187	753.187
**D	AMUNDI RESA ESG ACTIONS EURO	0	362.519	362.519
**D		0	2.933.840	2.933.840

1022

LISTA ESITO DELLE VOTAZIONI
 Oggetto: Determinazione del compenso dei componenti il Consiglio di Amministrazione
 FAVOREVOLI

Badge	Ragione Sociale	Proprio	Delega	Totale
**D	GROUPAMA FRANCE STOCK	0	131.035	131.035
**D	EURO CAPITAL DURABLE	0	1.733.397	1.733.397
**D	GROUPAMA AVENIR ALL CAP EURO	0	266.000	266.000
**D	GROUPAMA EUROPE STOCK	0	16.800	16.800
**D	GROUPAMA EUROPE EQUITIES	0	109.840	109.840
**D	GROUPAMA ASSET MANAGEMENT	0	321.886	321.886
**D	G FUND - WORLD VISION R	0	365.183	365.183
**D	TA-ITA AZIONI	0	55.138	55.138
**D	POLLUX	0	32.000	32.000
**D	EDMOND DE ROTHSCHILD EURO SUSTAINABLE GROWTH	0	1.483.690	1.483.690
**D	EDMOND DE ROTHSCHILD EQUITY EUROPE SOLVE	0	656.924	656.924
**D	EDMOND DE ROTHSCHILD ASSET MANAGEMENT (EDRAM)	0	68.620	68.620
**D	EPOQUE	0	421.309	421.309
**D	CNP ASSUR EDRAM ACTIONS EUROPE	0	1.157.900	1.157.900
**D	EUROPA	0	900.000	900.000
**D	AMUNDI DIVIDENDO ITALIA	0	2.700.000	2.700.000
**D	AMUNDI BILANCIATO EURO	0	16.035	16.035
**D	AMUNDI BEST SELECTION PLUS	0	37.042	37.042
**D	AMUNDI BEST SELECTION TOP	0	16.384	16.384
**D	AMUNDI BEST SELECTION CLASSIC	0	20.486	20.486
**D	AMUNDI DISTRIBUZIONE ATTIVA	0	25.879	25.879
**D	AMUNDI CEDOLA 2021	0	23.261	23.261
**D	AMUNDI OBIETTIVO RISPARMIO 2022	0	1.384	1.384
**D	AMUNDI OBIETTIVO CRESCITA 2022	0	10.179	10.179
**D	AMUNDI OBIETTIVO RISPARMIO 2022 DUE	0	1.342	1.342
**D	AMUNDI OBIETTIVO CRESCITA 2022 DUE	0	10.514	10.514
**D	AMUNDI OBIETTIVO RISPARMIO 2022 TRE	0	1.185	1.185
**D	AMUNDI OBIETTIVO RISPARMIO 2022 QUATTRO	0	1.126	1.126
**D	UNION INVESTMENT LUXEMBOURG SA	0	6.243.654	6.243.654
**D	MAN MULTI-STRATEGY MASTER FUND MAPLES CORPORATE SERVICES LIMITES	0	16.517	16.517
**D	MAN QUALIFYING INVESTOR FUNDS PLC MAN GLG ELS MASTER OIF	0	37.672	37.672
**D	GLG EUROPEAN LONG-SHORT MASTER FUND LTD MAPLES CORPORATE SERVICES LIMITED	0	6.161	6.161
**D	GLG EUROPEAN LONG SHORT FUND MAPLES CORPORATE SERVICES LIMITED	0	48.249	48.249
**D	MAN GLG TOPAZ LIMITED C/O MAPLES CORP SVCS LTD	0	47.892	47.892
**D	AHL INSIGHT LIMITED	0	403	403
**D	OLD NORTH STATE HEDGED EQUITY MWI LLC	0	72.350	72.350
**D	ALPHANATICS MASTER FUND LTD C/O APPELBY TRUST (CAYMAN) LTD	0	200.000	200.000
**D	MAN FUNDS XII SPC - MAN 1783 III SP MAPLES CORPORATE SERVICES LIMITED	0	11.400	11.400
**D	LANSDOWNE ICAV-LANSDOWNE CLEAN ENERGY FUND	0	359.877	359.877
**D	LANSDOWNE CLEAN ENERGY FUND L.P.C/O CORPORATION SERVICE COMPANY	0	300.657	300.657
**D	NORGES BANK	0	2.700.415	2.700.415
**D	JANA PASSIVE GLOBAL SHARE TRUST	0	411.941	411.941
**D	MLC INVESTMENTS, MLC LIMITED	0	1.820.179	1.820.179

LISTA ESITO DELLE VOTAZIONE
 Oggetto: Determinazione del compenso dei componenti il Consiglio di Amministrazione
 FAVOREVOLI

Badge	Ragione Sociale	Proprio	Delega	Totale
**D	MLC INVESTMENTS, MLC LIMITED	0	67.801	67.801
**D	MARITIME SUPER	0	125.400	125.400
**D	VICTORIAN SUPERANNUATION FUND	0	238.745	238.745
**D	UBS ASSET MANAGEMENT (AUSTRALIA) LTD	0	121.945	121.945
**D	TASPLAN SUPERANNUATION FUND	0	261.074	261.074
**D	MLC INVESTMENTS, MLC LIMITED	0	1.314.556	1.314.556
**D	EQUIPSUPER	0	137.548	137.548
**D	CARE SUPER	0	6.844	6.844
**D	PLATFORM SECURITIES NOMINEES LIMITED	0	3.519.295	3.519.295
**D	ALLIANG SUITSE LEBENSVERSICHERUNGS-GESELLSCHAFT AG	0	1.203.930	1.203.930
**D	AUSTRALIAN MEAT INDUSTRY SUPERANNUATION TRUST	0	306.909	306.909
**D	KL EUROSTOXX50 DB	0	141.138	141.138
**D	UBS FUND MANAGEMENT (LUXEMBOURG) SA	0	23.126	23.126
**D	UBS FUND MANAGEMENT (LUXEMBOURG) SA	0	31.700	31.700
**D	UBS FUND MANAGEMENT (LUXEMBOURG) SA	0	25.988	25.988
**D	UBS FUND MANAGEMENT (LUXEMBOURG) SA	0	37.310	37.310
**D	UBS FUND MANAGEMENT (LUXEMBOURG) SA	0	38.279	38.279
**D	UBS FUND MANAGEMENT (LUXEMBOURG) SA	0	25.330	25.330
**D	UBS FUND MANAGEMENT (LUXEMBOURG) SA	0	182.498	182.498
**D	UBS (LUX) KEY SELECTION SICAV	0	1.378.526	1.378.526
**D	UBS FUND MANAGEMENT (LUXEMBOURG) SA	0	17.410	17.410
**D	UBS FUND MANAGEMENT (LUXEMBOURG) SA	0	54.000	54.000
**D	UBS FUND MANAGEMENT (LUXEMBOURG) SA	0	39.473	39.473
**D	UBS (LUX) SICAV 1	0	2.061.451	2.061.451
**D	UBS (LUX) EQUITY SICAV	0	129.977	129.977
**D	UBS FUND MANAGEMENT (LUXEMBOURG) SA	0	99.006	99.006
**D	UBS FUND MANAGEMENT (LUXEMBOURG) SA	0	148.304	148.304
**D	UBS FUND MANAGEMENT (LUXEMBOURG) SA	0	118.237	118.237
**D	UBS (LUX) STRATEGY SICAV-SYSTEMATIC - ALLOCATION PF DEFENSIVE (USD)	0	302.968	302.968
**D	UBS (LUX) STRATEGY SICAV-SYSTEMATIC - ALLOCATION PF MEDIUM (USD)	0	100.842	100.842
**D	UBS (LUX) STRATEGY SICAV SAP DYNAMIC (USD)	0	64.417	64.417
**D	UBS (LUX) KEY SELECTION SICAV - SYSTEMATIC ALLOCAT PTF EQUITY (USD)	0	41.996	41.996
**D	STRATEGY SICAV	0	87.652	87.652
**D	UBS FUND MANAGEMENT (LUXEMBOURG) SA	0	2.221.354	2.221.354
**D	UBS FUND MANAGEMENT (LUXEMBOURG) SA	0	32.000	32.000
**D	UBS FUND MANAGEMENT (LUXEMBOURG) SA	0	53.675	53.675
**D	UBS FUND MANAGEMENT (LUXEMBOURG) SA	0	326.758	326.758
**D	UBS FUND MANAGEMENT (LUXEMBOURG) SA	0	2.206.464	2.206.464
**D	UBS FUND MANAGEMENT (LUXEMBOURG) SA	0	385.079	385.079
**D	UBS FUND MANAGEMENT (SWITZERLAND) AG.	0	158.970	158.970
**D	UBS FUND MANAGEMENT (SWITZERLAND) AG.	0	27.206	27.206
**D	UBS FUND MGT (CH) AG CH0467/UBSCHIFZ-EQ GLOB	0	53.041	53.041
**D	UBS ASSET MANAGEMENT (U.K.) LTD FUND MANAGEMENT SWITZERLAND	0	3.893.149	3.893.149
**D	UBS FUND MANAGEMENT (SWITZERLAND) AG.	0		

1024

LISTA ESITO DELLE VOTAZIONE
Oggetto: Determinazione del compenso dei componenti il Consiglio di Amministrazione
FAVOREVOLI

Badge	Ragione Sociale	Proprio	Delega	Totale
**D	UBS FUNDMANAGEMENT	0	268.426	268.426
**D	PENSIONSKASSE POST	0	971.501	971.501
**D	AGORA MASTER FUND LIMITED APPELBY TRUST (CAYMAN) LTD	0	1.400.000	1.400.000
**D	ENGADINE EQUITY MASTER FUND	0	1.045.407	1.045.407
**D	VITTORIA FUND - EP.L.P. C/O THE CORPORATION TRUST COMPANY	0	285.527	285.527
**D	LANSOWNE ENERGY DYNAMICS MASTER LP	0	2.142.108	2.142.108
**D	BIG RIVER GROUP FD SPC LLC-EQ SEGREGATED PORTFOLIO C/O ALPHAGEN CAPITAL LTD	0	90.818	90.818
**D	ALPHANATICS MASTER FUND LTD CO FICTET ASSET MANAGEMENT SA.	0	513.975	513.975
**D	BOSTON PARTNERS GLOBAL INVESTORS, INC.	0	17.079	17.079
**D	GMO MASTER PORTFOLIOS (ONSHR) LP GMO TAX MGD SCHMK FFE FD CO GRANTHAM MAYO VAN OTTERLOO AND CO LLC	0	0	39.458
**D	39.458	0	30.601	30.601
**D	COLONIAL FIRST STATE INVT LTD RE COMMONWEALTH SPLST FUND 10 C/O ACADIAN ASSET MANAGEMENT LLC	0	134.021	134.021
**D	JANUS HENDERSON CAPELLA FUND LIMITED C/O ALPHAGEN CAPITAL LTD	0	2.259.188	2.259.188
**D	RBC ISB - MMA VIE SA	0	280.800	280.800
**D	KAYNE ANDERSON MIDSTREAM INSTITUTIONAL FUND LP	0	88.300	88.300
**D	KAYNE EQUITY YIELD STRATEGIES LP	0	2.900	2.900
**D	KAYNE ANDERSON REAL ASSET FUND LP	0	3.200	3.200
**D	KAYNE ANDERSON INCOME PARTNERS LP	0	57.300	57.300
**D	KAYNE ANDERSON CAPITAL INCOME PARTNERS (QP) LP	0	236.180	236.180
**D	KAYNE ANDERSON MLP FUND LP	0	63.730	63.730
**D	ARTSFARE 2005 TRUST	0	763.420	763.420
**D	ASSET MANAGEMENT EXCHANGE CCF	0	192.800	192.800
**D	BROOKFIELD GLOBAL INFRASTRUCTURE SECURITIES INCOME FUND	0	19.493	19.493
**D	CBRE CLARION REAL ASSET LONG/SHORT FUND LP	0	497.504	497.504
**D	STICHTING DELTA DEPOSITARY AND MANAGEMENT OUDE STADSGRACHT	0	105.108	105.108
**D	CHICAGO TRANSIT AUTHORITY RETIREE HEALTHCARE TRUST	0	4.984	4.984
**D	CI SIGNATURE CANADIAN EQUITY PLUS FUND	0	346.642	346.642
**D	STICHTING PENSIOENFONDS ING	0	481.019	481.019
**D	DIGNITY HEALTH RETIREMENT PLAN TRUST	0	286.076	286.076
**D	DIGNITY HEALTH	0	310.192	310.192
**D	DUKE ENERGY CORPORATION MASTER RETIREMENT TRUST	0	321.571	321.571
**D	CARPENTERS RETIREMENT PLAN OF WESTERN WASHINGTON	0	2.871.052	2.871.052
**D	SPARTAN GROUP TRUST FOR EMPLOYEE BENEFIT PLANS	0	201.170	201.170
**D	FRESNO COUNTY EMPLOYEES' RETIREMENT ASSOCIATION	0	35.724	35.724
**D	FIREMEN'S ANNUITY AND BENEFIT FUND OF CHICAGO	0	83.201	83.201
**D	BANK OF BOTSWANA	0	238.400	238.400
**D	BANNER HEALTH	0	23.065	23.065
**D	USAA MASTER TRUST (PENSION AND RSP)	0	195.923	195.923
**D	CAMPBELL PENSION PLANS MASTER RETIREMENT TRUST	0	246.825	246.825
**D	CITY OF FRESNO RETIREMENT SYSTEMS	0	1.982.295	1.982.295
**D	CITIBANK EUROPE PLC AS TRUSTEE FOR STANDARD LIFE WEALTH BALANCED BRIDGE FUND	0	212.930	212.930
**D	HSEC - NORTH AMERICA (U.S.) PENSION TRUST	0	3.816.303	3.816.303
**D	LOS ANGELES CITY EMPLOYEES RETIREMENT SYSTEM	0	0	0

2020

LISTA ESITO DELLE VOTAZIONE
 Oggetto: Determinazione del compenso dei componenti il Consiglio di Amministrazione
 FAVOREVOLI

Badge	Ragione Sociale	Proprio	Delega	Totale
**D	POLICE RETIREMENT SYSTEM OF KANSAS CITY, MISSOURI	0	87.100	87.100
**D	BAPTIST FOUNDATION OF TEXAS DBA HIGHGROUND ADVISORS	0	183.152	183.152
**D	WEST VIRGINIA INVESTMENT MANAGEMENT BOARD	0	1.683.500	1.683.500
**D	TEACHERS RETIREMENT SYSTEM OF OKLAHOMA	0	1.299.358	1.299.358
**D	STATE OF UTAH SCHOOL AND INSTITUTIONAL TRUST FUNDS	0	143.200	143.200
**D	IBM DIVERSIFIED GLOBAL EQUITY FUND	0	246.797	246.797
**D	CIVILIAN EMPLOYEES' RETIREMENT SYSTEM OF THE POLICE DEPARTMENT OF KANSAS CITY MISSOURI	0	14.200	14.200
**D	COMMONFUND STRATEGIC SOLUTIONS GLOBAL EQUITY, LLC	0	17.600	17.600
**D	CYMI EQUITY LP	0	58.035	58.035
**D	DANSKE INVEST SICAV EUROPE HIGH DIVIDEND	0	246.591	246.591
**D	NATIONAL WESTMINSTER BANK PLC AS TRUSTEE OF KES STRATEGIC INVESTMENT FUND	0	44.256	44.256
**D	DB RESIDUARY TRUST FOR JOEL G. BROIDA U/I DTD 9/3/1981	0	5.647	5.647
**D	DB RESIDUARY TRUST FOR MARNA J. BROIDA U/I DATED SEPTEMBER 3, 1981	0	5.652	5.652
**D	DB RESIDUARY TRUST FOR MELANIE B. WERL U/I DATED SEPTEMBER 3 1981	0	5.647	5.647
**D	DB RESIDUARY TRUST FOR RICHARD A. BROIDA U/I DATED 9/3/1981	0	5.652	5.652
**D	ELO MUTUAL PENSION INSURANCE COMPANY ELO MUTUAL PENSION INSURANCE COMPANY	0	2.307.413	2.307.413
**D	EZENA GLOBAL FOCUSED VALUE FUND	0	5.997	5.997
**D	BT PENSION SCHEME LLOYDS CHAMBERS	0	6.896.739	6.896.739
**D	STICHTING HEINEKEN PENSIOENFONDS	0	521.955	521.955
**D	IBM PENSION PLAN	0	56.213	56.213
**D	STICHTING PENSIOENFONDS SAGITTARIUS	0	293.702	293.702
**D	STICHTING PENSIOENFONDS VAN DE METALEKTRO (PME)	0	4.456.047	4.456.047
**D	DELAWARE PUBLIC EMPLOYEES RETIREMENT SYSTEM	0	446.386	446.386
**D	LINCOLNSHIRE COUNTY COUNCIL PENSION FUND	0	355.706	355.706
**D	THE BOARD OF THE PENSION PROTECTION FUND RENAISSANCE	0	205.402	205.402
**D	CHEVRON UK PENSION PLAN	0	196.762	196.762
**D	STICHTING PENSIOENFONDS APF	0	51.902	51.902
**D	TREDJE AP-FONDEN	0	5.098.045	5.098.045
**D	PUBLIC EMPLOYEES RETIREMENT ASSOCIATION OF COLORADO	0	6.751.320	6.751.320
**D	DOW RETIREMENT GROUP TRUST THE DOW CHEMICAL COMPANY	0	317.180	317.180
**D	DOW RETIREMENT GROUP TRUST THE DOW CHEMICAL COMPANY	0	1.121.980	1.121.980
**D	FUTURE FUND BOARD OF GUARDIANS FOR AND ON BEHALF OF FUTURE FUND	0	583.868	583.868
**D	FUTURE FUND BOARD OF GUARDIANS FOR AND ON BEHALF OF THE MEDICAL RESEARCH FUTURE FUND	0	238.541	238.541
**D	MRF INVESTMENT COMPANY NO. 2 PTY LTD	0	626.886	626.886
**D	HP INVEST COMMON CONTRACTUAL FUND	0	292.012	292.012
**D	NORTHERN TRUST UCITS COMMON CONTRACTUAL FUND	0	4.138.339	4.138.339
**D	COLONIAL FIRST STATE WHOLESALE INDEXED GLOBAL SHARE FUND	0	288.870	288.870
**D	COMMONWEALTH GLOBAL SHARE FUND 17	0	424.217	424.217
**D	COMMONWEALTH GLOBAL SHARE FUND 50	0	359.960	359.960
**D	COLONIAL FIRST STATE WHOLESALE ACADIAN GLOBAL EQUITY FUND	0	62.958	62.958
**D	COMMONWEALTH GLOBAL SHARE FUND 30	0	161.753	161.753
**D	MUNICIPAL EMPLOYEES' ANNUITY AND BENEFIT FUND OF CHICAGO	0	206.816	206.816
**D	MUNICIPAL EMPLOYEES' ANNUITY AND BENEFIT FUND OF CHICAGO	0	19.928	19.928

2026

Assemblea Ordinaria del 14 maggio 2020

LISTA ESITO DELLE VOTAZIONE
 Oggetto: Determinazione del compenso dei componenti il Consiglio di Amministrazione
 FAVOREVOLI

Badge	Ragione Sociale	Proprio	Delega	Totale
**D	MUNICIPAL EMPLOYEES' ANNUITY AND BENEFIT FUND OF CHICAGO	0	116.900	116.900
**D	ESMOND HARMSWORTH 1998 FAMILY SETTLEMENT CODAN TRUST COMPANY LIMITED	0	32.519	32.519
**D	FIAM GLOBAL LOW VOLATILITY EQUITY FUND, L.P.	0	286.952	286.952
**D	UNITED NATIONS RELIEF AND WORKS AGENCY FOR PALESTINE REFUGEES IN THE NEAR EAST UNRWA HEADQUARTERS BAYADER WADI AL-SEER A 101.774	101.774	0	0
**D	UNITED NATIONS RELIEF AND WORKS AGENCY FOR PALESTINE REFUGEES IN THE NEAR EAST UNRWA HEADQUARTERS BAYADER WADI AL-SEER A 42.874	42.874	0	0
**D	US RETIREMENT TRUST	0	35.158	35.158
**D	VIRGINIA C.MARS REVOCABLE TRUST DATED AUGUST 6, 1991	0	3.648	3.648
**D	WHEELS COMMON INVESTMENT FUND	0	70.663	70.663
**D	S. ROBSON WALTON 2010 TRUST	0	24.511	24.511
**D	JCW 1987 ARTICLE II DESC TRUST FBO TLM	0	3.451	3.451
**D	S. ROBSON WALTON 2009 GRAT NO. 4 ARTICLE II TRUST	0	19.379	19.379
**D	STEWART L. WALTON FAMILY TRUST UAD 3/19/13	0	30.928	30.928
**D	FLEURI HOLDINGS LLC	0	17.620	17.620
**D	EXELON CORPORATION NUCLEAR DECOMMISSION TRUST - NON TAX QUALIFIED	0	4.744	4.744
**D	HRM TESTAMENTARY TRUST NO. 7	0	87.625	87.625
**D	FOLGER LEVIN LLP PROFIT SHARING PLAN AND TRUST FOLGER LEVIN LLP	0	13.123	13.123
**D	THE BUILDERS INITIATIVE INC	0	180.288	180.288
**D	THOMAS L. WALTON FAMILY TRUST UAD 03/19/13	0	12.440	12.440
**D	SAWFORD UNIVERSITY PENSION PLAN TRUST	0	8.901	8.901
**D	FRANMOR NOMINEES LIMITED ACTING IN ITS CAPACITY AS NOMINEE FOR DAVID H AROLD PRINDLE BRADBURY	0	31.807	31.807
**D	MASTER TRUST AGREEMENT BETWEEN PFIZER INC AND THE NORTHERN TRUST COMPANY	0	1.320.262	1.320.262
**D	PHILLIPS 66 RETIREMENT PLAN TRUST	0	470.880	470.880
**D	FREEMONT MINERALS CORPORATION DEFINED BENEFIT MASTER TRUST FREEPOR T - MCMORAN	0	107.400	107.400
**D	FRANMOR NOMINEES LIMITED ACTING IN ITS CAPACITY AS NOMINEE FOR GEORGE SWITHIN RODDIS BRADBURY	0	31.804	31.804
**D	GENERAL PENSION AND SOCIAL SECURITY AUTHORITY GESSA	0	753.586	753.586
**D	GQG PARTNERS GLOBAL EQUITY FUND - GQG PARTNERS SERIES LLC CAPITAL SERVICES INC	0	3.512.160	3.512.160
**D	GQG PARTNERS INTERNATIONAL EQUITY FUND-GQG PARTNERS SERIES LLC CAPITAL SERVICES INC.	0	4.110.674	4.110.674
**D	GQG PARTNERS RESTRICTED GLOBAL EQUITY FUND - GQG PARTNERS SERIES LLC CAPITAL SERVICES INC	0	12.156	12.156
**D	JCW 1987 ARTICLE II DESC TRUST FBO JMW DTD 1/1/2012	0	3.524	3.524
**D	GULF INTERNATIONAL BANK (UK) LIMITED	0	10.497	10.497
**D	HACKENSACK MERIDIAN HEALTH MASTER RETIREMENT TRUST	0	147.800	147.800
**D	HONEYWELL SAVINGS AND OWNERSHIP PLAN MASTER TRUST	0	124.187	124.187
**D	JCW 1987 ARTICLE II DESC TRUST FBO SLW	0	3.074	3.074
**D	JCW 1987 ARTICLE II DESC TRUST FBOARF C/O WALTON ENTERPRISES LLC	0	2.172	2.172
**D	OAKLAND COUNTY VERA	0	176.049	176.049
**D	HSBC - NORTH AMERICA (U.S.) PENSION TRUST	0	246.273	246.273
**D	OLIN PENSION PLANS MASTER RETIREMENT TRUST	0	25.708	25.708
**D	NEW CHURCH INVESTMENT FUND	0	14.837	14.837
**D	LSV INTERNATIONAL VALUE EQUITY TRUST	0	1.661.700	1.661.700
**D	LTW INVESTMENTS LLC	0	187.424	187.424
**D	CLINTON NUCLEAR POWER PLANT QUALIFIED FUND CLINTON NUCLEAR POWER PLANT QUALIFIED FUND	0	18.892	18.892

6027

LISTA ESITO DELLE VOTAZIONE
 Oggetto: Determinazione del compenso dei componenti il Consiglio di Amministrazione
 FAVOREVOLI

Badge	Ragione Sociale	Proprio	Delega	Totale
**D	CHURCH OF ENGLAND INVESTMENT FUND FOR PENSIONS	0	195.050	195.050
**D	THE AVI CHAI FOUNDATION	0	14.470	14.470
**D	ALICE A PROIETTI FAMILY TRUST UAD 09/27/13	0	14.146	14.146
**D	INDUSTRIAL ALLIANCE INSURANCE AND FINANCIAL SERVICES INC.	0	455.000	455.000
**D	INTER AMERICAN DEVELOPMENT BANK STAFF RETIREMENT FUND	0	510.873	510.873
**D	CHICAGO COMMUNITY FOUNDATION	0	18.130	18.130
**D	CYSTIC FIBROSIS FOUNDATION	0	202.858	202.858
**D	ARVEST FOUNDATION	0	3.904	3.904
**D	BECTION DICKINSON AND COMPANY MASTER RETIREMENT TRUST	0	22.403	22.403
**D	MASTER TRUST FOR CERTAIN TAX-QUALIFIED BECHTEL RETIREMENT PLANS QUALIFIED BECHTEL RETIREMENT PLANS	0	0	99.740
**D	INTERNATIONAL MONETARY FUND STAFF RETIREMENT PLAN 700	0	171.790	171.790
**D	JIK INVESTMENTS L.P	0	44.487	44.487
**D	DAUGHTERS OF CHARITY OF ST. VINCENT DE PAUL PROVINCE OF THE WEST	0	199.069	199.069
**D	BEL45 CAPITAL PARTNERS LLC BEL45 CAPITAL PARTNERS LLC	0	60.508	60.508
**D	SHELBY COUNTY OEBB TRUST	0	36.053	36.053
**D	SHELBY COUNTY RETIREMENT SYSTEM	0	193.233	193.233
**D	MOBIUS LIFE LIMITED	0	28.540	28.540
**D	SARASIN GLOBAL HIGHER DIVIDEND	0	2.545.690	2.545.690
**D	SARASIN GLOBAL EQUITY REAL RETURN	0	477.000	477.000
**D	THE JUNIPER FUND	0	679.760	679.760
**D	SARASIN THEMATIC GLOBAL EQUITY	0	835.211	835.211
**D	THE MAZENER FUND	0	345.804	345.804
**D	DIVERSIFICATION FUND ICVC	0	20.195	20.195
**D	SARASIN GLOBAL DIVIDEND	0	664.621	664.621
**D	COMMONWEALTH GLOBAL SHARES FUND	0	1.057.730	1.057.730
**D	THEODORE SPENCER REVOCABLE TRUST	0	4.507	4.507
**D	R. BLANE WALTER C/O TALISMAN CAPITAL	0	23.805	23.805
**D	MARY K MC QUISTON MCCAW	0	19.608	19.608
**D	MURIEL MCBRIEN KAUFFMAN FOUNDATION	0	45.450	45.450
**D	CITY OF AUSTIN EMPLOYEES RETIREMENT SYSTEM	0	16.741	16.741
**D	CULTURAL INSTITUTIONS PENSION PLAN TRUST CULTURAL INSTITUTIONS RETIREMENT SYSTEM	0	15.287	15.287
**D	JO HAMBRO CAPITAL MANAGEMENT UK UMBRELLA FUND C/O JO HAMBRO CAPITAL MANAGEMENT	0	243.909	243.909
**D	DOMINION RESOURCES INC. MASTER TRUST	0	176.043	176.043
**D	JOHCM INTERNATIONAL SMALL CAP EQUITY FUND	0	15.445	15.445
**D	FUNDO DE PENSORS ALAMEDA DE CARLOS D' ASSUMPCAO	0	83.364	83.364
**D	GANNETT RETIREMENT PLAN MASTER TRUST GANNETT RETIREMENT PLAN MASTER TRUST	0	213.382	213.382
**D	JOSHUA GREEN CORPORATION 1425	0	26.994	26.994
**D	JOHN AND TERRY LEVIN REVOCABLE TRUST	0	7.025	7.025
**D	BARING GLOBAL OPPORTUNITIES UMBRELLA FUND	0	21.818	21.818
**D	BEAT DRUGS FUND ASSOCIATION	0	10.589	10.589
**D	HONG KONG SAR GOVERNMENT EXCHANGE FUND	0	1.412.989	1.412.989
**D	HONG KONG SAR GOVERNMENT EXCHANGE FUND	0	9.588.926	9.588.926

628

LISTA ESITO DELLE VOTAZIONE
 Oggetto: Determinazione del compenso dei componenti il Consiglio di Amministrazione
 FAVOREVOLI

Badge	Ragione Sociale	Proprio	Delega	Totale
**D	THE CHINESE UNIVERSITY OF HONG KONG STAFF SUPERANNUATION SCHEME	0	2.917	2.917
**D	PUBLIC PENSION AGENCY	0	2.246.173	2.246.173
**D	PUBLIC PENSION AGENCY	0	2.091.768	2.091.768
**D	PUBLIC PENSION AGENCY	0	1.366.013	1.366.013
**D	PUBLIC PENSION AGENCY	0	222.288	222.288
**D	INTER AMERICAN DEVELOPMENT BANK	0	14.591	14.591
**D	PRO-GEN INVESTMENTS LLC	0	4.475	4.475
**D	FLURTEUS LABS GLOBAL CORE EQUITY MASTER FUND LP.	0	654.176	654.176
**D	PLURTEUS LABS GLOBAL CORE EQUITY MASTER FUND LP.	0	146.024	146.024
**D	CINDY SPRINGS, LLC	0	246.015	246.015
**D	RDM LIQUID LLC	0	34.565	34.565
**D	NTGI-QM COMMON DAILY ALL COUNTRY WORLD EX-US INVESTABLE MARKET INDEX FUND - NON LENDING	0	50.186	50.186
**D	JOHN GARDNER PERENCHIO IRREVOCABLE	0	100.065	100.065
**D	SALIX, LLC	0	94.010	94.010
**D	STANFORD C. BERNSTEIN AND CO DST TAX MANAGED INTERNATIONAL BLEND SERIES	0	2.395	2.395
**D	SENTINEL INTERNATIONAL FUND	0	59.658	59.658
**D	SIM GLOBAL BALANCED TRUST.	0	4.211	4.211
**D	SLW PORTFOLIO LLC	0	18.699	18.699
**D	THYSSEN GLOBAL INVESTMENTS CORP	0	371.504	371.504
**D	MALACHITE 35 TRUST	0	22.820	22.820
**D	JOHN HANCOCK DIVERSIFIED REAL ASSETS FUND	0	2.517	2.517
**D	FCM INTERNATIONAL LLC	0	76.416	76.416
**D	SHIMODA HOLDINGS, LLC	0	92.705	92.705
**D	801 INVESTMENTS LLC	0	50.743	50.743
**D	MALACHITE 35 TRUST	0	9.392	9.392
**D	MS FUND LP	0	476.466	476.466
**D	WAM INVESTMENTS, LLC	0	16.237	16.237
**D	GLOBAL BOND FUND WAYCROSSE INC	0	3.288	3.288
**D	SILVER GROWTH FUND, LP	0	13.507	13.507
**D	MFC INTERNATIONAL FUND LLC	0	36.305	36.305
**D	JULIA IRENE KAUFFMAN REVOCABLE TRUST	0	120.154	120.154
**D	KARSH LIVING TRUST	0	12.132	12.132
**D	82A HOLDINGS, LLC	0	33.136	33.136
**D	NELKE PARTNERSHIP C/O NORTHERN TRUST COMPANY MANAGER	0	647.300	647.300
**D	OMEGA FFIP LIMITED PARTNERSHIP	0	23.138	23.138
**D	ORIANA HOLDINGS LLC	0	15.300	15.300
**D	ORIZABA, LP	0	398.681	398.681
**D	MF INTERNATIONAL FUND LLC	0	1.722.800	1.722.800
**D	LTV GROUP HOLDINGS, LLC	0	2.670	2.670
**D	LSV INTERNATIONAL (AC) VALUE EQUITY FUND, LP	0	1.247.343	1.247.343
**D	LEHMAN-STAMM FAMILY PARTNERS LLC LEHMAN-STAMM FAMILY PARTNERS LLC	0	792.159	792.159
**D	KENT COUNTY COUNCIL SUPERANNUATION FUND	0	339.814	339.814
**D	LEGAL AND GENERAL MSCI EAFE FUND LLC	0	13.127	13.127
**D	LAKE AVENUE INVESTMENTS, LLC	0		
**D	THE JBUT MASTER INVESTMENT PARTNERS HIP LLP C/O JACOBUS WEALTH MANAGEMENT	0		

coll

(Handwritten signature/initials)

LISTA ESITO DELLE VOTAZIONE

Oggetto: Determinazione del compenso dei componenti il Consiglio di Amministrazione FAVOREVOLI

Badge	Ragione Sociale	Proprio	Delega	Totale
**D	LABORERS' AND RETIREMENT BOARD EMPLOYEES' ANNUITY AND BENEFIT FUND OF CHICAGO	0	5.983	5.983
**D	INTERNATIONAL EQUITY FUND	0	311.637	311.637
**D	INTERVENTURE EQUITY INVESTMENTS LIMITED	0	44.290	44.290
**D	LIVFORSAKINGSBOLAGET SKANDIA OMSIEDIGT	0	3.221.650	3.221.650
**D	LSV INTERNATIONAL CONCENTRATED EQUITY FUND, LP	0	746.100	746.100
**D	MAN NUMERIC ALTERNATIVE RISK PREMIA VALUE C/O CITCO TRUSTEES (CAYMAN) LIMITED	0	2.942.100	2.942.100
**D	HASLAM FAMILY INVESTMENT PARTNERSHI	0	3.696	3.696
**D	INTERNATIONAL EXPATRIATE BENEFIT MASTER TRUST	0	37.661	37.661
**D	MONDRIAN FUNDS PUBLIC LIMITED COMPANY MONDRIAN FUNDS PUBLIC LIMITED COMPANY	0	8.169	8.169
**D	NTGI-QM COMMON DAILY EAFE INDEX FUND - NON LENDING	0	821.401	821.401
**D	MONDRIAN GLOBAL ALL COUNTRIES WORLD EQUITY FUND, L.P.	0	5.481	5.481
**D	MONDRIAN INTERNATIONAL EQUITY ESG FUND L.P.	0	394.115	394.115
**D	ATIVO INTERNATIONAL EQUITY FUND LP	0	90.640	90.640
**D	NATIONAL RAILROAD RETIREMENT INVESTMENT TRUST	0	676.761	676.761
**D	CARNELIAN INVESTMENT MANAGEMENT LLC	0	187.992	187.992
**D	CARROLL AVENUE PARTNERS LLC	0	3.325	3.325
**D	CHCP GLOBAL SECURITIES LP	0	1.334	1.334
**D	BETTER BE GOOD LLC	0	8.700	8.700
**D	FIDDLER PARTNERS LLC	0	3.119	3.119
**D	NATIONAL WESTMINSTER BANK PLC AS TRUSTEE OF SARASIN ENDOWMENTS FUND	0	3.292.677	3.292.677
**D	EVA VALLEY MAI LLC	0	62.781	62.781
**D	SHY LLC	0	41.283	41.283
**D	AJO GLOBAL MARKET-NEUTRAL FUND LTD	0	2.280	2.280
**D	NATIONAL WESTMINSTER BANK PLC AS TRUSTEE OF SARASIN INCOME AND RESERVES FUND	0	76.406	76.406
**D	FOURTH AVENUE INVESTMENT COMPANY	0	44.768	44.768
**D	DYNASTY INVEST, LTD	0	16.256	16.256
**D	DELFINCO, LP	0	47.720	47.720
**D	DFI LP EQUITY (PASSIVE)	0	11.494	11.494
**D	AVALON PORTFOLIO II, LLC	0	2.447	2.447
**D	CENTERSQUARE INVESTMENT MANAGEMENT LLC	0	3.660	3.660
**D	SUSTAINABLE INSIGHT GLOBAL ESG PASSIVE PLUS FUND LLC	0	3.576	3.576
**D	ASCENSION ALPHA FUND, LLC	0	1.078.633	1.078.633
**D	X INVESTMENTS SH LIMITED	0	1.111.424	1.111.424
**D	PZENA GLOBAL VALUE FUND 2 DST	0	212.011	212.011
**D	PZENA INTERNATIONAL EX-US FOCUSED VALUE FUND DST A SERIES OF PZENA VALUE TRUST	0	136.508	136.508
**D	LEGAL AND GENERAL DEVELOPED MULTI-FACTOR SL FUND LLC	0	173.998	173.998
**D	PERMANENT FUND INVESTMENTS LLC	0	57.163	57.163
**D	NTGI-QM COMMON DAILY EAFE INDEX FUND - LENDING	0	658.946	658.946
**D	SANFORD C. BERNSTEIN AND CO DST INTERNATIONAL VALUE SERIES	0	217.333	217.333
**D	NTGI - QM COMMON DAILY ALL COUNTRY WORLD EX-US EQUITY INDEX FUND - LENDING	0	445.251	445.251
**D	NATIONAL WESTMINSTER BANK PLC AS TRUSTEE OF SARASIN CLIMATE ACTIVE EN DOWMENTS FUND	0	553.888	553.888
**D	PZENA VALDE TRUST	0	14.521	14.521
**D	UNITED NATIONS JOINT STAFF PENSION FUND	0	6.400.000	6.400.000

2030

ER

LISTA ESITO DELLE VOTAZIONE
Oggetto: Determinazione del compenso dei componenti il Consiglio di Amministrazione
FAVOREVOLI

Badge	Ragione Sociale	Proprio	Delega	Totale
**D	INTERNATIONAL MONETARY FUND STAFF RETIREMENT PLAN	0	10.994	10.994
**D	INTERNATIONAL MONETARY FUND STAFF RETIREMENT PLAN	0	598.817	598.817
**D	INTERNATIONAL MONETARY FUND STAFF RETIREMENT PLAN 700	0	844.974	844.974
**D	NATIONAL WESTMINSTER BANK AS TRUSTEE OF EDEN INVESTMENT FUND	0	68.637	68.637
**D	NATWEST DEP SW SVSTPI IBI GS C	0	354.898	354.898
**D	THE PUBLIC INSTITUTION FOR SOCIAL SECURITY	0	581.871	581.871
**D	THE PUBLIC INSTITUTION FOR SOCIAL SECURITY	0	617.500	617.500
**D	THE PUBLIC INSTITUTION FOR SOCIAL SECURITY	0	435.091	435.091
**D	NATWEST TRUSTEE AND DEPOSITARY SERVICES LIMITED AS TRUSTEE OF TM MASONIC CHARITABLE FOUNDATION INVESTMENT FUND	0	0	102.089
**D	MONDRIAN ALL COUNTRIES WORLD EX-US EQUITY FUND LP	0	2.898.040	2.898.040
**D	MONDRIAN INTERNATIONAL EQUITY FUND L.P.	0	10.598.980	10.598.980
**D	NATIONAL COUNCIL FOR SOCIAL SEC FUND	0	549.523	549.523
**D	NATIONAL COUNCIL FOR SOCIAL SECURITY FUND.	0	102.263	102.263
**D	NATIONAL COUNCIL FOR SOCIAL SECURITY FUND.	0	101.319	101.319
**D	NGE ANN POLYTECHNIC	0	2.220	2.220
**D	NATIONAL COUNCIL FOR SOCIAL SEC FUND	0	1.087.614	1.087.614
**D	NATIONAL COUNCIL FOR SOCIAL SEC FUND	0	540.282	540.282
**D	FIDELITY INVESTMENT TRUST: FIDELITY INTERNATIONAL CAPITAL APPRECIATION FUND	0	6.322.200	6.322.200
**D	FIDELITY INVESTMENT TRUST: FIDELITY DIVERSIFIED INTERNATIONAL K6 FUND	0	2.090.486	2.090.486
**D	FIDELITY SALEM STREET TRUST: FIDELITY FLEX INTERNATIONAL INDEX FUND	0	169.241	169.241
**D	FIDELITY SALEM STREET TRUST: FIDELITY INTERNATIONAL VALUE FUND	0	1.244.300	1.244.300
**D	FIDELITY SALEM STREET TRUST: FIDELITY SERIES GLOBAL EX U.S. INDEX FUND	0	5.593.466	5.593.466
**D	FIDELITY INVESTMENT TRUST: FIDELITY INFRASTRUCTURE FUND	0	69.579	69.579
**D	ERIKA J. GLAZER 1985 TRUST	0	69.515	69.515
**D	MONDRIAN GLOBAL EQUITY ESG FUND LP	0	15.740	15.740
**D	LSV GLOBAL CV EQUITY FUND, LP	0	4.725	4.725
**D	HS PORTFOLIO LP	0	117.000	117.000
**D	H AND S INVESTMENTS I LP	0	33.563	33.563
**D	DOUBLE DIGIT CAGR LLC	0	17.281	17.281
**D	BERNSTEIN GLOBAL STYLE BLEND SERIES	0	31.768	31.768
**D	MONDRIAN GLOBAL EQUITY FUND, L.P.	0	64.800	64.800
**D	BERNSTEIN TAX-MANAGED GLOBAL STYLE BLEND SERIES	0	106.907	106.907
**D	NEW OAK NOMINEES LIMITED	0	195.480	195.480
**D	PACIFIC SALMON COMMISSION	0	13.561	13.561
**D	PUBLIC SECTOR PENSION INVESTMENT BOARD	0	82.400	82.400
**D	HALIFAX REGIONAL MUNICIPALITY MASTER TRUST	0	4.435.509	4.435.509
**D	MICHELIN NORTH AMERICA (CANADA) INC. MASTER TRUST	0	106.850	106.850
**D	HSBC U.S. EQUITY FUND	0	3.262	3.262
**D	HAGFORS LIMITED HE R AND H TRUST COMPANY LTD	0	60.897	60.897
**D	POLICEMEN'S ANNUITY AND BENEFIT FUND OF CHICAGO	0	65.527	65.527
**D	STICHTING BLUE SKY LIQUID ASSET FUNDS	0	88.740	88.740
**D		0	916.606	916.606

[Handwritten signature]

2034

LISTA ESITO DELLE VOTAZIONE
 Oggetto: Determinazione del compenso dei componenti il Consiglio di Amministrazione
 FAVOREVOLI

Badge	Ragione Sociale	Proprio	Delega	Totale
**D	NEW ZEALAND SUPERANNUATION FUND	0	99.120	99.120
**D	STATE UNIVERSITIES RETIREMENT SYSTEM	0	1.792.896	1.792.896
**D	COMMONWEALTH SUPERANNUATION CORPORATION AS TRUSTEE FOR ARIA INVESTMENTS TRUST	0	459.136	459.136
**D	MERCER PASSIVE INTERNATIONAL SHARES FUND	0	279.536	279.536
**D	MERCER CSS TRUST	0	423.500	423.500
**D	MERCER GLOBAL ENHANCED LOW VOLATILITY SHARES FUND	0	61.776	61.776
**D	LORO MAYORS CHARITABLE FUND	0	6.112	6.112
**D	QUEENSLAND INVESTMENT TRUST NO 2	0	82.771	82.771
**D	COMMONWEALTH GLOBAL SHARE FUND 2B	0	59.229	59.229
**D	GOVERNMENT EMPLOYEES SUPERANNUATION BOARD	0	255.487	255.487
**D	GOVERNMENT EMPLOYEES SUPERANNUATION BOARD	0	407.993	407.993
**D	IAGAM GLOBAL EQUITY TRUST	0	139.863	139.863
**D	QIC INTERNATIONAL EQUITIES FUND	0	115.235	115.235
**D	SMFORD UNIVERSITY	0	9.556	9.556
**D	THE TRUSTEES OF THE HENRY SMITH CHARITY	0	175.464	175.464
**D	TYCO ELECTRONICS CORPORATION RETIREMENT SAVINGS AND INVESTMENT PLAN	0	47.510	47.510
**D	STP NUCLEAR OPERATING COMPANY RETIREMENT TRUST	0	2.893	2.893
**D	S. ROBSON WALTON 1999 CHILDRENS TRUST	0	22.740	22.740
**D	NATWEST TRUSTEE AND DEPOSITARY SERVICES LIMITED AS TRUSTEE OF THE MAID EN FUND	0	343.224	343.224
**D	OAKLAND COUNTY EMPLOYEES RETIREMENT SYSTEM	0	80.563	80.563
**D	NATIONAL RAILROAD RETIREMENT INVESTMENT TRUST	0	1.034.608	1.034.608
**D	NORTHERN TRUST GLOBAL INVESTMENTS COLLECTIVE FUNDS TRUST	0	19.194.815	19.194.815
**D	PRESBYTERIAN CHURCH (USA) FOUNDATION	0	53.873	53.873
**D	JOHN T WALTON FAMILY TRUST	0	124.531	124.531
**D	HRW TESTAMENTARY TRUST NO 2	0	32.139	32.139
**D	HRW TESTAMENTARY TRUST NO. 8	0	48.037	48.037
**D	HRW TESTAMENTARY TRUST NO. 9	0	46.017	46.017
**D	HRW TESTAMENTARY TRUST NO. 12	0	65.493	65.493
**D	HRW TESTAMENTARY TRUST NO 5	0	32.649	32.649
**D	HRW TRUST NO 4 UAD 01/17/03	0	33.778	33.778
**D	HRW TRUST NO 3 UAD 01/17/03	0	39.490	39.490
**D	HRW TESTAMENTARY TRUST NO 1	0	70.769	70.769
**D	HRW TESTAMENTARY TRUST NO 3	0	48.759	48.759
**D	HRW TRUST NO 1 UAD 01/17/03	0	42.407	42.407
**D	HRW TESTAMENTARY TRUST NO. 10	0	57.366	57.366
**D	HRW TRUST NO 2 UAD 01/17/03	0	46.269	46.269
**D	HRW TESTAMENTARY TRUST NO 4	0	32.492	32.492
**D	HRW TESTAMENTARY TRUST NO 6	0	60.587	60.587
**D	HRW TESTAMENTARY TRUST NO. 11	0	71.064	71.064
**D	OWENS CORNING DEFINED BENEFIT MASTER TRUST	0	19.624	19.624
**D	NORTHERN ENGAGE360 FUND	0	60.987	60.987
**D	NEW IRELAND ASSURANCE COMPANY PLC	0	5.022.269	5.022.269
**D	NORTHERN FUNDS - INTERNATIONAL EQUITY INDEX FUND	0	2.737.649	2.737.649

1032

LISTA ESITO DELLE VOTAZIONE
Oggetto: Determinazione del compenso dei componenti il Consiglio di Amministrazione
FAVOREVOLI

Badge	Regione Sociale	Proprio	Delega	Totale
**D	MICHIGAN CATHOLIC CONFERENCE	0	11.995	11.995
**D	MICHIGAN CATHOLIC CONFERENCE	0	83.012	83.012
**D	ASCENSION HEALTHCARE MASTER PENSION TRUST	0	547.012	547.012
**D	MICHIGAN CATHOLIC CONFERENCE MASTER PENSION TRUST	0	36.984	36.984
**D	MICHIGAN CATHOLIC CONFERENCE MASTER PENSION TRUST	0	191.061	191.061
**D	LOCKHEED MARTIN CORPORATION MASTER RETIREMENT TRUST	0	79.802	79.802
**D	LOCKHEED MARTIN CORPORATION MASTER RETIREMENT TRUST	0	561.459	561.459
**D	LOCKHEED MARTIN CORPORATION MASTER RETIREMENT TRUST	0	300.286	300.286
**D	THE LEVERHULME TRUST	0	1.046.511	1.046.511
**D	THE LEVERHULME TRUST	0	37.736	37.736
**D	JTW TRUST NO. 2 UAD 9/19/02	0	39.892	39.892
**D	JTW TRUST NO. 4 UAD 9/19/02	0	28.500	28.500
**D	JTW TRUST NO. 1 UAD 9/19/02	0	28.855	28.855
**D	JTW TRUST NO. 3 UAD 9/19/02	0	20.274	20.274
**D	JTW TRUST NO. 5 UAD 9/19/02	0	34.290	34.290
**D	OAKLAND POLICE AND FIRE RETIREMENT SYSTEM	0	46.775	46.775
**D	HEWITT ASSOCIATES LLC 401K PLAN TRUST	0	293.984	293.984
**D	THE HEALTH FOUNDATION	0	78.277	78.277
**D	OLD WESTBURY MULTI-ASSET OPPORTUNITIES FUND	0	97.818	97.818
**D	FORD MOTOR COMPANY DEFINED BENEFIT MASTER TRUST	0	60.300	60.300
**D	COVENANT HEALTH	0	37.719	37.719
**D	EXELON FITZPATRICK QUALIFIED FUND	0	8.411	8.411
**D	ACORN 1998 TRUST	0	354.585	354.585
**D	EMERSON ELECTRIC CO. RETIREMENT MASTER TRUST	0	3.743	3.743
**D	EXELON PEACH BOTTOM UNIT 1 QUALIFIED FUND 10	0	152.400	152.400
**D	EMERSON ELECTRIC CO. RETIREMENT MASTER TRUST	0	195.658	195.658
**D	FORD MOTOR COMPANY DEFINED BENEFIT MASTER TRUST	0	4.103	4.103
**D	FLORIDA COLLEGE SAVINGS PROGRAM	0	198.666	198.666
**D	FRANCISCAN ALLIANCE, INC.	0	23.232	23.232
**D	COMBUSTION ENGINEERING 524(G) ASBESTOS PI TRUST PI TRUST	0	412.557	412.557
**D	CENTURYLINK, INC. DEFINED CONTRIBUTION PLAN MASTER TRUST	0	349.892	349.892
**D	CATERPILLAR INVESTMENT TRUST	0	267.175	267.175
**D	CATERPILLAR INVESTMENT TRUST	0	868.425	868.425
**D	CATERPILLAR INC MASTER RETIREMENT TRUST	0	506.468	506.468
**D	CATERPILLAR INC MASTER RETIREMENT TRUST	0	25.183	25.183
**D	BRISTOL-MIERS SQUIBB COMPANY MASTER RETIREMENT TRUST	0	4.470.319	4.470.319
**D	THE NORTHERN TRUST COMPANY SUB-ADVISED COLLECTIVE FUNDS TRUST	0	90.414	90.414
**D	NORTHERN FUNDS INTERNATIONAL GROWTH EQUITY FUND	0	423.465	423.465
**D	ALW 2010 FAMILY TRUST ALICE WALTONC/O WALTON ENTERPRISES LLC	0	125.031	125.031
**D	AON SAVINGS PLAN TRUST	0	40.525	40.525
**D	AON PENSION PLAN TRUST AON CORPORATION	0	27.513	27.513
**D	CALIFORNIA PHYSICIANS SERVICE D/B/A BLUE SHIELD OF CALIFORNIA	0	546.330	546.330
**D	AMERICAN HONDA MASTER RETIREMENT TRUST	0	177.096	177.096
**D	CITY OF MILWAUKEE EMPLOYEES RETIREMENT SYSTEM	0		

2033

A
 ER

LISTA ESITO DELLE VOTAZIONE
 Oggetto: Determinazione del compenso dei componenti il Consiglio di Amministrazione
 FAVOREVOLI

Badge	Ragione Sociale	Proprio	Delega	Totale
**D	CHEVRON MASTER PENSION TRUST	0	807.706	807.706
**D	GUIDESTONE FUNDS INTERNATIONAL EQUITY FUND	0	1.143.157	1.143.157
**D	FLORIDA PREPAID COLLEGE PROGRAM	0	267.754	267.754
**D	CENTURYLINK, INC. DEFINED BENEFIT MASTER TRUST	0	339.346	339.346
**D	GUIDESTONE FUNDS INTERNATIONAL EQUITY INDEX FUND	0	395.596	395.596
**D	STITCHING INSTITUIT GAK	0	58.474	58.474
**D	ALFRED I. DUPONT TESTAMENTARY TRUST	0	176.642	176.642
**D	CSAA INSURANCE EXCHANGE	0	35.533	35.533
**D	EMPLOYEES RETIREMENT FUND OF THE CITY OF DALLAS	0	42.360	42.360
**D	EMPLOYEES RETIREMENT FUND OF THE CITY OF DALLAS	0	166.868	166.868
**D	CITY OF LOS ANGELES FIRE AND POLICE PENSION PLAN	0	641.034	641.034
**D	INVESTMENT MASTER TRUST OF EXELIS INC.	0	350.638	350.638
**D	ILLINOIS MUNICIPAL RETIREMENT FUND	0	1.733.631	1.733.631
**D	ILLINOIS MUNICIPAL RETIREMENT FUND	0	2.146.885	2.146.885
**D	ILLINOIS MUNICIPAL RETIREMENT FUND	0	24.653	24.653
**D	LOCKHEED MARTIN CORPORATION MASTER RETIREMENT TRUST	0	128.853	128.853
**D	LOCKHEED MARTIN CORPORATION MASTER RETIREMENT TRUST	0	154.900	154.900
**D	MERCY INVESTMENT SERVICES, INC.	0	37.099	37.099
**D	MISSOURI LOCAL GOVERNMENT EMPLOYEES RETIREMENT SYSTEM	0	414.100	414.100
**D	MARSH AND MCLENNAN MASTER RETIREMENT TRUST	0	67.779	67.779
**D	MARSH AND MCLENNAN MASTER RETIREMENT TRUST	0	407.185	407.185
**D	AMPERSAND INVESTMENTS LIMITED	0	1.693.500	1.693.500
**D	GOG PARTNERS GLOBAL EQUITY FUND	0	1.355.730	1.355.730
**D	NORTE DAKOTA STATE INVESTMENT BOARD	0	140.000	140.000
**D	OKLAHOMA PUBLIC EMPLOYEES RETIREMENT SYSTEM	0	28.090	28.090
**D	PREMIER GLOBAL INFRASTRUCTURE INCOME FUND	0	1.162.531	1.162.531
**D	UFCW UNION AND PARTICIPATING FOOD INDUSTRY EMPLOYERS TRI-STATE PENSION TRUST FUND	0	0	0
**D	UTAH STATE RETIREMENT SYSTEMS	0	0	0
**D	MASTER TRUST AGREEMENT UNDER VARIOUS EMPLOYEE BENEFIT PLANS UNILEVER UNITED STATES INC. AND ITS SUBSIDIARIES AND AFFILIA	30.648	0	30.648
**D	WYOMING RETIREMENT SYSTEM	0	183.665	183.665
**D	PROVIDENCE ST. JOSEPH HEALTH LONG TERM PORTFOLIO	0	258.900	258.900
**D	STANISLAUS COUNTY EMPLOYEES' RETIREMENT ASSOCIATION 832	0	481.900	481.900
**D	SCHLUMBERGER GROUP TRUST AGREEMENT	0	1.385.729	1.385.729
**D	SALT RIVER PIMA-MARICOPA INDIAN COMMUNITY	0	55.533	55.533
**D	SHRINERS HOSPITALS FOR CHILDREN	0	2.209.907	2.209.907
**D	SAN MATEO COUNTY EMPLOYEES' RETIREMENT ASSOCIATION	0	549.102	549.102
**D	CITY OF TALLAHASSEE	0	168.710	168.710
**D	BYRAMIS GROUP TRUST FOR EMPLOYEE BENEFIT PLANS	0	603.325	603.325
**D	HSEC GLOBAL EQUITY FUND	0	193.921	193.921
**D	FORD MOTOR COMPANY OF CANADA, LIMITED PENSION TRUST	0	44.477	44.477
**D	HSEC INTERNATIONAL EQUITY POOLED FUND	0	375.132	375.132
**D	NAV CANADA PENSION PLAN	0	61.298	61.298

EA

1034

LISTA ESITO DELLE VOTAZIONE
 Oggetto: Determinazione del compenso dei componenti il Consiglio di Amministrazione
 FAVOREVOLI

Badge	Ragione Sociale	Proprio	Delega	Totale
**D	NAV CANADA PENSION PLAN	0	379.654	379.654
**D	NAV CANADA PENSION PLAN	0	105.336	105.336
**D	OPSEU PENSION PLAN TRUST FUND	0	51.970	51.970
**D	IWA - FOREST INDUSTRY PENSION PLAN 2100	0	367.680	367.680
**D	QUILTER INVESTORS	0	660.525	660.525
**D	LEGAL AND GENERAL EUROPEAN INDEX TRUST	0	4.498.754	4.498.754
**D	LEGAL AND GENERAL INTERNATIONAL INDEX TRUST	0	527.816	527.816
**D	LEGAL AND GENERAL GLOBAL EQUITY INDEX FUND	0	32.260	32.260
**D	LEGAL AND GENERAL FUTURE WORLD EQUITY FACTORS INDEX FUND	0	79.436	79.436
**D	LEGAL AND GENERAL FUTURE WORLD ESG DEVELOPED INDEX FUND	0	6.925	6.925
**D	LEGAL AND GENERAL FUTURE WORLD ESG DEVELOPED INDEX FUND	0	3.773.237	3.773.237
**D	RELIANCE TRUST INSTITUTIONAL RETIREMENT TRUST SERIES ELEVEN	0	2.712.052	2.712.052
**D	RELIANCE TRUST INSTITUTIONAL RETIREMENT TRUST SERIES TEN	0	195.158	195.158
**D	ROCKEFELLER CAPITAL MANAGEMENT UCIT S ICAV	0	310.291	310.291
**D	PZENA VALUE FUNDS PLC C/O SANNE	0	182.869	182.869
**D	STATE STREET GLOBAL ADVISORS GROSS ROLL UP UNIT TRUST	0	521.272	521.272
**D	SARASIN GLOBAL DIVIDEND (STERLING HEDGED)	0	610.297	610.297
**D	SARASIN GLOBAL HIGHER DIVIDEND (STERLING HEDGED)	0	311.300	311.300
**D	SARASIN GLOBALSAR - BALANCED (EUR)	0	366.150	366.150
**D	SARASIN GLOBALSAR - STRATEGIC FUND A SUB FUND OF SARASIN FUNDS ICV	0	50.830	50.830
**D	SARASIN GLOBALSAR OPTIMA (EUR)	0	46.150	46.150
**D	PRESCIENT GLOBAL FUNDS PLC	0	155.907	155.907
**D	SARASIN IE DIVERSIFIED ENDOWMENTS FUND	0	664.378	664.378
**D	SARASIN IE GLOBAL EQUITY OPPORTUNITIES (GBP)	0	10.073	10.073
**D	BARING INVESTMENT FUNDS PLC	0	6.536.882	6.536.882
**D	BLACKROCK AUTHORISED CONTRACTUAL SCHEME I	0	115.514	115.514
**D	LEGAL AND GENERAL AUTHORISED CONTRACTUAL SCHEME	0	44.651	44.651
**D	TT INTERNATIONAL FUNDS PLC	0	207.698	207.698
**D	LEGAL AND GENERAL ICAV	0	747.040	747.040
**D	KBI INSTITUTIONAL FUND ICAV	0	3.099.865	3.099.865
**D	BRITISH COLUMBIA INVESTMENT MANAGEMENT CORPORATION	0	10.791.414	10.791.414
**D	STATE TEACHERS RETIREMENT SYSTEM OF OHIO	0	326.730	326.730
**D	SARASIN IE GLOBAL EQUITY OPPORTUNITIES (USD)	0	35.335	35.335
**D	BANCO NACIONAL DE PANAMA, ACTING AS TRUSTEE OF THE FIDEICOMISO DE FONDO DE AHORRO DE PANAMA	0	1.015.000	1.015.000
**D	SARASIN IE GLOBALSAR - DYNAMIC (GBP)	0	1.580.754	1.580.754
**D	LGPS CENTRAL AUTHORISED CONTRACTUAL SCHEME	0	2.648	2.648
**D	UBS COMMON CONTRACTUAL FUND	0	114.387	114.387
**D	OSUPER	0	0	0
**D	TAMESIDE METROPOLITAN BOROUGH COUNCIL AS THE ADMINISTERING AUTHORITY OF THE GREATER MANCHESTER PENSION FUND	0	1.919.140	1.919.140
**D	454.551	0	515.345	515.345
**D	LF WALES PENSION PARTNERSHIP (WALES PP) ASSET POOLING ACS UMBRELLA	0	0	0
**D	BLACKROCK UCITS CCF, BLACKROCK ASSET MANAGEMENT IRELAND LIMITED	0	0	0
**D	INTERNATIONAL BANK FOR RECONSTRUCTION AND DEVELOPMENT ON BEHALF OF THE WORLD BANK GROUP TRUST FUNDS	0	0	0
**D	38.836	0	38.836	38.836

GA

6035

LISTA ESITO DELLE VOTAZIONE
 Oggetto: Determinazione del compenso dei componenti il Consiglio di Amministrazione
 FAVOREVOLI

Badge	Ragione Sociale	Proprio	Delega	Totale
**D	WEST YORKSHIRE PENSION FUND	0	1.750.000	1.750.000
**D	CLEARWATER INTERNATIONAL FUND	0	84.847	84.847
**D	FIDELITY ADVISOR SERIES VIII: FIDELITY ADVISOR DIVERSIFIED INTERNATIONAL FUND	0	1.129.400	1.129.400
**D	MERSEYSIDE PENSION FUND	0	1.575.819	1.575.819
**D	UNIVEST	0	736.999	736.999
**D	STICHTING BEDRIJFSTAKPENSIOENFONDS VOOR HET SCHOONMAAK EN GLAZENWASSER SBEDRIJF	0	322.368	322.368
**D	STICHTING BEDRIJFSTAKPENSIOENFONDS VOOR HET BEROEPSVERVOER OVER DE WEG	0	601.023	601.023
**D	EVARDE AP-FONDEN	0	605.592	605.592
**D	STICHTING BEDRIJFSTAKPENSIOENFONDS ZORGVZERKERAARS	0	480.938	480.938
**D	SCHLUMBERGER INTERNATIONAL STAFF RETIREMENT FUND ECP-SIF	0	1.100.076	1.100.076
**D	STICHTING BEDRIJFSTAKPENSIOENFONDS VOOR HET LEVENSMIDDELENBEDRIJF	0	255.460	255.460
**D	NORTHERN TRUST UCITS FGR FUND	0	1.508.994	1.508.994
**D	AMUNDI UCITS FGR FUNDS	0	1.030.880	1.030.880
**D	ROBECO INSTITUTIONAL UMBRELLA FUND	0	23.489	23.489
**D	STICHTING BEDRIJFSTAKPENSIOENFONDS VOOR DE DETAILHANDEL	0	101.050	101.050
**D	BROOKFIELD GL. LISTED INFR.UCITS FD	0	3.473.960	3.473.960
**D	BROOKFIELD RL ASSETS SECUR UCITS FD	0	915.400	915.400
**D	DANSKE INVEST SICAV EUROPA (SEK)	0	33.600	33.600
**D	DANSKE INVEST SICAV GLOBAL INDEX	0	122.691	122.691
**D	DANSKE INVEST SICAV SRI GLOBAL	0	420.224	420.224
**D	LGT SLC II EQ EMV (USD) - POOL AC	0	139.897	139.897
**D	INVESTIMO	0	61.039	61.039
**D	SARASIN IE GLOBALSAR - DYNAMIC (USD)	0	318.082	318.082
**D	SARASIN IE GLOBALSAR - INCOME (GBP)	0	348.100	348.100
**D	SARASIN IE GLOBALSAR - STRATEGIC (EUR)	0	155.000	155.000
**D	UBI SICAV (GLOBAL EQUITY)	0	103.400	103.400
**D	SARASIN IE GLOBALSAR - STRATEGIC (GBP)	0	690.447	690.447
**D	VONTOBEL ASSET MANAGEMENT S.A	0	123.039	123.039
**D	SARASIN IE GLOBALSAR - STRATEGIC (USD)	0	437.328	437.328
**D	DANSKE INVEST SICAV EUROPE	0	93.400	93.400
**D	EEPA-QCF-EUROPEAN EQUITIES POOL A	0	215.944	215.944
**D	EGPB - QCF - GLOBAL EQUITY POOL B	0	276.080	276.080
**D	UNIVERSE THE CMI CONTINEN. EUROPEANEQUITY	0	32.610	32.610
**D	VONTOBEL FUND (CH) - VESCORE GLOBALEQUITY MULTIFACTOR OLIVIER SCHALBETTER VONTOBEL FONDS SERVICES AG	0	770.557	770.557
**D	VARIOPARTNER (CH) -3- ALPHA MEGATRENDS	0	35.923	35.923
**D	CMLA GLOBAL LOW VOLATILITY EQUITY FUND	0	77.852	77.852
**D	KB BROOKFIELD GLOBAL SUSTAINABLE NERGY INFRA SECURITIES MASTER FUND(USD) (EQUITY)	0	12.100	12.100
**D	CMLA INDEXED GLOBAL SHARE FUND	0	53.982	53.982
**D	LEGAL AND GENERAL ASSURANCE PENSIONS MANAGEMENT LIMITED	0	32.622.880	32.622.880
**D	IRISH LIFE ASSURANCE.	0	8.877	8.877
**D	IRISH LIFE ASSURANCE.	0	2.531.955	2.531.955
		0	990	990

LISTA ESITO DELLE VOTAZIONE
Oggetto: Determinazione del compenso dei componenti il Consiglio di Amministrazione
FAVOREVOLI

Badge	Ragione Sociale	Proprio	Delega	Totale
**D	IRISH LIFE ASSURANCE.	0	33.638	33.638
**D	IRISH LIFE ASSURANCE.	0	154.101	154.101
**D	IRISH LIFE ASSURANCE PLC	0	1.838.704	1.838.704
**D	JUPITER RESPONSIBLE INCOME FUND	0	150.000	150.000
**D	GQG GLOBAL UCITS ICAV	0	1.332.336	1.332.336
**D	J O HAMBRO CAPITAL MANAGEMENT GLOBAL OPPORTUNITIES FUND	0	3.246.015	3.246.015
**D	STICHTING MN SERVICES	0	5.537.958	5.537.958
**D	STICHTING PENSIOENFONDS METAAL EN TECHNIEK MN SERVICES	0	1.500.682	1.500.682
**D	UBS CANADA	0	64.086	64.086
**D	ZURICH LIFE ASSURANCE PLC	0	5.417.611	5.417.611
**D	COLONIAL FIRST STATE	0	123.528	123.528
**D	OLD MUTUAL GLOBAL INVESTORS	0	26.775	26.775
**D	CPSIL ATF CMLA INTERNATIONAL SHARE FUND	0	67.763	67.763
**D	STICHTING MN SERVICES AANDELENFONDS EUROPA	0	794.509	794.509
**D	LEGAL AND GENERAL INVESTMENT MANAGEMENT	0	65.170	65.170
**D	LEGAL AND GENERAL	0	537.936	537.936
**D	LEGAL AND GENERAL ASSURANCE SOCIETY LIMITED	0	84.285	84.285
**D	LEGAL AND GENERAL ASSURANCE LIMITED	0	15.621.196	15.621.196
**D	THE TRUSTEES OF THE STANDARD LIFE SCHEME	0	1.291.376	1.291.376
**D	SLIC - EUROPEAN EQUITY GROWTH FUND	0	367.401	367.401
**D	SLIC - GLOBAL EQUITY INCOME FUND	0	507.586	507.586
**D	CITIBANK INTERNATIONAL PLC AS TRUSTEE CITIBANK INT. PLC	0	18.608.686	18.608.686
**D	INVESCO POOLED INVESTMENT FUND - EUROPE FUND	0	304.759	304.759
**D	AEGON CUSTODY B.V.	0	103.093	103.093
**D	AEGON CUSTODY B.V	0	929.464	929.464
**D	THE NOMURA TRUST AND BANKING CO LTD	0	469.367	469.367
**D	THE NOMURA TRUST AND BANKING CO LTD	0	18.148	18.148
**D	BERESFORD FUNDS PLC	0	34.852	34.852
**D	SLIC II - STANDARD LIFE INVESTMENTS	0	1.367.064	1.367.064
**D	SARASIN THEMATIC GLOBAL EQUITY (STERLING HEDGED)	0	448.365	448.365
**D	PRINCIPAL TRUST COMPANY (ASIA LIMITED)	0	312.505	312.505
**D	CPSIL - COMMONWEALTH GLOBAL SHARE FUND 22	0	1.199.394	1.199.394
**D	CPSIL - COMMONWEALTH GLOBAL SHARE FUND 23	0	361.060	361.060
**D	COLONIAL FIRST STATE INVESTMENTS LIMITED	0	106.613	106.613
**D	ABERDEEN STANDARD OEIC II - ASI EUROPE EX UK INCOME EQUITY FUND	0	5.228.732	5.228.732
**D	STICHTING PGM DEPOSITARY	0	15.668.010	15.668.010
**D	MACQUARIE INVESTMENT MANAGEMENT LIMITED	0	768.075	768.075
**D	INTERNATIONAL EQUITIES FUND	0	97.409	97.409
**D	PRINCIPAL MFF EUROPEAN EQUITY FUND	0	332.712	332.712
**D	NATIONAL COUNCIL FOR SOCIAL SECURITY FUND.	0	121.476	121.476
**D	LEGG MASON INC	0	423.000	423.000
**D	CPSIL - COLONIAL FIRST STATE GLOBAL ASSET MANAGEMENT MULTI SECTOR TRUST 1	0	2.200	2.200
**D		0	3.123	3.123

67

1037

LISTA ESITO DELLE VOTAZIONE

Oggetto: Determinazione del compenso dei componenti il Consiglio di Amministrazione
FAVOREVOLI

Badge	Regione Sociale	Proprio	Delega	Totale
**D	SDA INIL EQUITY INDEX FD WORLD	0	211.448	211.448
**D	EATON VANCE INTERNATIONAL (IRELAND)	0	7.377	7.377
**D	CBOSC-CBGS-WGSS07	0	105.419	105.419
**D	BRICKLAYERS + TROWEL TRADES INTERNATIONAL PENSION FUND	0	94.900	94.900
**D	UNITED FOOD + COMMERCIAL WORKERS FOR EMPLOYEES	0	95.200	95.200
**D	ARCHDIOCESE OF DETROIT	0	38.334	38.334
**D	SIGNATURE GLOBAL INCOME AND GROWTH FUND	0	1.584.600	1.584.600
**D	THREADNEEDLE (LUX) COLUMBIA THREADNEEDLE INVESTMENTS	0	124.776	124.776
**D	JANUS HENDERSON CAPITAL FUNDS PFC	0	272.048	272.048
**D	CBOSC ATF CW BK GRP SUP WGSS08	0	43.922	43.922
**D	PINEBRIDGE FUND SERIES PINEBRIDGE EUROPE EQUITY FUND	0	304.450	304.450
**D	SOLARI LANE TRUST	0	52.630	52.630
**D	CITIBANK INTERNATIONAL PLC	0	1.787.516	1.787.516
**D	STANDARD LIFE WEALTH ACER FUND CITIBANK INTERNATIONAL PLC	0	66.313	66.313
**D	OLD MUTUAL EUROPEAN EQUITY (EX UK FUND A SUB FUND OF OLD MUTUAL INVESTMENT FUNDS SERIES II	0	17.248	17.248
**D	JOHN HANCOCK VARIABLE INSURANCE TRUST INTERNATIONAL VALUE TRUST	0	272.870	272.870
**D	JOHN HANCOCK VARIABLE INSURANCE TRUST INTERNATIONAL EQUITY INDEX TRUST	0	290.158	290.158
**D	JOHN HANCOCK FUNDS II INTERNATIONAL VALUE FUND	0	228.671	228.671
**D	VICTORY TRIVALENT INTERNATIONAL FUND - CORE EQUITY	0	124.414	124.414
**D	LEGAL AND GENERAL COLLECTIVE INVESTMENT TRUST	0	1.878.421	1.878.421
**D	VICTORY CAPITAL INTERNATIONAL COLLECTIVE INVESTMENT TRUST	0	48.766	48.766
**D	COMMONWEALTH SPECIALIST FUND 36	0	92.296	92.296
**D	CFSIL RE COLONIAL FIRST STATE INVESTMENT FUND 10	0	271.442	271.442
**D	STANDARD LIFE INVESTMENTS LIABILITYSOLUTIONS ICAV	0	180.441	180.441
**D	NEWBURG NOMINEES LIMITED INVESTORS WHOLESAL GLOBAL EQUITY (INDEX) TRUST	0	335.327	335.327
**D	LATVIJAS BANKA	0	99.499	99.499
**D	VICTORY RS GLOBAL FUND	0	141.881	141.881
**D	VICTORY RS INTERNATIONAL FUND	0	919.647	919.647
**D	VICTORY RS INTERNATIONAL VIP SERIES	0	410.187	410.187
**D	JOHN HANCOCK FUNDS II INTERNATIONAL STRATEGIC EQUITY ALLOCATION FUND	0	509.359	509.359
**D	MACQUARIE MULTI-FACTOR FUND	0	127.774	127.774
**D	HOSTPLUS POOLED SUPERANNUATION TRUST	0	159.045	159.045
**D	VICTORYSHARES DEVELOPED ENHANCED VOLATILITY WTD INDEX ETF	0	10.091	10.091
**D	VICTORYSHARES INTERNATIONAL VOLATILITY WTD INDEX ETF	0	29.818	29.818
**D	CITITRUST LIMITED AS TRUSTEE OF BLACKROCK PREMIER FUNDS-BLACKROCK WORLD EQUITY INDEX FUND	0	41.697	41.697
**D	INVESCO POOLED INVESTMENT FUND-GLOBAL STRATEGIC EQUITY FUND	0	86.400	86.400
**D	THE HARBORWALK PRIVATE TRUST - THEINTERNATIONAL EQUITY FUND	0	59.140	59.140
**D	STANDARD LIFE WEALTH GLOBAL EQUITY INCOME FUND	0	47.583	47.583
**D	STICHTING ALGEMEEN PENSIOENFONDS	0	331.326	331.326
**D	SOCIALLY RESPONSIBLE DEVELOPED MARKETS FUNDAMENTAL INDEX CTF	0	12.993	12.993
**D	SUN LIFE GLOBAL INVESTMENTS (CANADA) INC C/O ISS	0	208.338	208.338
**D	ABERDEEN INVESTMENT FUNDS UK ICVC II - ABERDEEN WORLD EQUITY ENHANCED INDEX FUND	0	192.524	192.524
**D	ABERDEEN INVESTMENT FUNDS UK ICVC II - ABERDEEN EUROPEAN EQUITY ENHANCED INDEX FUND	0	517.672	517.672

6038

Handwritten signature and initials.

LISTA ESITO DELLE VOTAZIONE
 Oggetto: Determinazione del compenso dei componenti il Consiglio di Amministrazione
 FAVOREVOLI

Badge	Ragione Sociale	Proprio	Delega	Totale
**D	ABERDEEN INVESTMENT FUNDS UK ICVC II - ABERDEEN EUROPEAN EQUITY TRACKER FUND	0	84.415	84.415
**D	LIFE INTERNATIONAL DESIGNATED ACTIVITY COMPANY	0	1.255.779	1.255.779
**D	USAA CAPITAL GROWTH FUND	0	534.507	534.507
**D	USAA INTERNATIONAL FUND	0	5.362.442	5.362.442
**D	USAA WORLD GROWTH FUND	0	1.377.587	1.377.587
**D	VICTORYSHARES USAA MSCI INTERNATIONAL VALUE MOMENTUM ETF	0	253.730	253.730
**D	PRINCIPAL FINANCIAL SERVICES INC. - LISTED INFRASTRUCTURE	0	59.516	59.516
**D	UBS (LUX) EQUITY SICAV - GLOBAL OPPORTUNITY (USD)	0	307.828	307.828
**D	VERDIPAPIRFONDET DNB GLOBAL IV	0	8.146.143	8.146.143
**D	VERDIPAPIRFONDET DNB MILJOINVEST	0	1.821.981	1.821.981
**D	VERDIPAPIRFONDET DNB GLOBAL INDEKS	0	415.503	415.503
**D	STANDARD LIFE WEALTH FALCON FUND	0	561.647	561.647
**D	VERDIPAPIRFONDET DNB EUROPA	0	111.266	111.266
**D	USAA MUTUAL FUNDS TRUST	0	88.860	88.860
**D	UBS FUND MGT (CH) AG VAAKEU / CH0066	0	441.333	441.333
**D	MANDATORY PROVIDENT FUND SCHEMES	0	10.608	10.608
**D	TIMOTHY PLAN INTERNATIONAL ETF	0	17.577	17.577
**D	UNIFIED ACCUMULATIVE PENSION FUND JOINT STOCK COMPANY	0	39.088	39.088
**D	SYKERHELPS-OG PENSJONSORDNING FOR LEGER	0	13.556	13.556
**D	THE GRAUSTEIN TRUSTS PARTNERSHIP	0	10.499	10.499
**D	THE GUILFORD GLAZER NON-EXEMPT MARITAL TRUST	0	80.530	80.530
**D	POINT'72 ASSOCIATES LLC - FSEU C/O THE CORPORATION TRUST COMPANY	0	1.745.703	1.745.703
**D	JANUS HENDERSON INTECH EQUITY MARKET NEUTRAL FUND LIMITED	0	977.684	977.684
**D	STATERA MASTER INVESTORS (CAYMAN) L.P.	0	33	33
**D	PANAGORA ASSET MANAGEMENT INC.	0	3.646	3.646
**D	LAZARD ASSET MANAGEMENT LLC QUANTITATIVE EQUITY FUNDS	0	2.275	2.275
**D	TUDOR SYSTEMATIC TACTICAL TRADING LTD - SERGEY C/O TUDOR INVESTMENT CORPORATION	0	1.267	1.267
**D	HANSJOERG WYSS REVOCABLE TRUST UAD	0	29.381	29.381
**D	THE HARRY L. BRADLEY JR. TRUSTS MASTER INVESTMENT PARTNERSHIP LLP C/O JACOBUS WEALTH MANAGEMENT	0	117.869	117.869
**D	THE JBUT MASTER INVESTMENT PARTNERSHIP LLP C/O JACOBUS WEALTH MANAGEMENT	0	276.873	276.873
**D	ATLAS ENHANCED MASTER FUND LTD. C/O MAPLES CORPORATE SERVICES LIMITED	0	16.179	16.179
**D	ATLAS MASTER FUND LTD. C/O MAPLES CORPORATE SERVICES LIMITED	0	181	181
**D	NOVA SCOTIA HEALTH EMPLOYEES PENSION PLAN	0	59.641	59.641
**D	MANULIFE SOBEYS GLOBAL EQUITY FUND	0	245.000	245.000
**D	MANULIFE GLOBAL INFRASTRUCTURE FUND	0	529.200	529.200
**D	REGIME DE RETRAITE DES COLS BLEUS DE LA VILLE DE MONTREAL	0	88.877	88.877
**D	SENTRY GLOBAL INFRASTRUCTURE PRIVATE TRUST	0	81.914	81.914
**D	SENTRY GLOBAL INFRASTRUCTURE FUND	0	1.689.050	1.689.050
**D	REGIME DE RETRAITE DE L'UNIVERSITE DU QUEBEC TOUR DE LA CITE	0	42.911	42.911
**D	MANULIFE INTERNATIONAL STOCK FUND UT	0	657.458	657.458
**D	RBC QUANT EAFE EQUITY LEADERS ETF	0	8.916	8.916
**D	RBC QUANT EUROPEAN DIVIDEND LEADERS ETF	0	18.434	18.434
**D	RBC QUBE LOW VOLATILITY GLOBAL EQUITY FUND	0	2.345.814	2.345.814

(Handwritten mark)

(Handwritten mark)

203P

LISTA ESITO DELLE VOTAZIONE
Oggetto: Determinazione del compenso dei componenti il Consiglio di Amministrazione
FAVOREVOLI

Badge	Ragione Sociale	Proprio	Delega	Totale
**D	RBC O SHAUGHNESSY GLOBAL EQUITY FUND	0	53.901	53.901
**D	RBC O SHAUGHNESSY INTERNATIONAL EQUITY FUND	0	118.919	118.919
**D	THE PUBLIC INSTITUTION FOR SOCIAL SECURITY	0	533.811	533.811
**D	SL MES LOW VOL INTL EQ FD	0	14.420	14.420
**D	CWB ONYX GLOBAL EQUITY FUND	0	75.233	75.233
**D	IA CLARINGTON GLOBAL VALDE FUND 1080 SUCC TERMINUS	0	100.000	100.000
**D	CC AND I ALTERNATIVE GLOBAL EQUITY FUND	0	2.325	2.325
**D	NEIMC EAFE EQUITY INDEX FUND	0	202.720	202.720
**D	MUNICIPAL EMPLOYEES PENSION PLAN C/O GLASS LEWIS AND CO	0	71.435	71.435
**D	MUNICIPAL EMPLOYEES PENSION PLAN C/O ISS	0	220.542	220.542
**D	MUNICIPAL EMPLOYEES PENSION PLAN C/O ISS	0	756.716	756.716
**D	PUBLIC EMPLOYEES PENSION PLAN C/O ISS	0	32.886	32.886
**D	RBC QUBE STABLE DIVIDEND GLOBAL	0	118.000	118.000
**D	MANULIFE GLOBAL INFRASTRUCTURE CLASS	0	11.316	11.316
**D	NEIMC EAFE EQUITY INDEX FUND - CLASS N	0	10.000	10.000
**D	IAC INTERNATIONAL EQUITY FD	0	55.552	55.552
**D	PAVILLON INTERNATIONAL FOCUSED EQUITY POOL	0	170.587	170.587
**D	THE REPRESENTATIVE CHURCH BODY	0	795.341	795.341
**D	HEXAVEST EUROPE FUND	0	109.651	109.651
**D	PERPETUAL ECONOMIC DIVERSIFICATION GLOBAL EQUITY FUND	0	20.610	20.610
**D	AMUNDI CANADA INC C/O ISS	0	15.143	15.143
**D	INDUSTRIAL ALLIANCE INSURANCE AND FINANCIAL SERVICES INC.	0	27.000	27.000
**D	FUT15 FONDS INDUSTRIELLE ALLIANCE	0	313.339	313.339
**D	CI SIGNATURE CANADIAN BALANCED FUND	0	456.000	456.000
**D	EL FINANCIAL CORPORATION LIMITED	0	55.139	55.139
**D	DOFASCO SUPPLEMENTARY RETIREMENT INCOME PLAN	0	189.200	189.200
**D	BROOKFIELD PUBLIC SECURITIES GROUP LLC C/O ISS	0	739.400	739.400
**D	BROOKFIELD GLOBAL LISTED INFRASTRUCTURE CANADIAN POOLED FUND	0	204.400	204.400
**D	SHORT BROTHERS CIF TRUSTEE LIMITED	0	25.870	25.870
**D	SHORT BROTHERS CIF TRUSTEE LIMITED C/O GROUPE INVESTISSEMENT RESPONSIBLE	0	206.061	206.061
**D	SHORT BROTHERS CIF TRUSTEE LIMITED	0	67.676	67.676
**D	BOMBARDIER TRUST (CANADA) GLOBAL	0	304.500	304.500
**D	BOMBARDIER TRUST (CANADA) REAL RETURN ASSETS FUND BOMBARDIER INC	0	117.000	117.000
**D	THE BOMBARDIER TRUST (UK)	0	24.638	24.638
**D	THE BOMBARDIER TRUST (UK)	0	193.399	193.399
**D	THE BOMBARDIER TRUST (UK)	0	812.352	812.352
**D	CI CORPORATE CLASS LIMITED	0	987.632	987.632
**D	SIGNATURE INCOME AND GROWTH FUND	0	9.300.151	9.300.151
**D	TOWERS WATSON COMMON CONTRACTUAL FUND	0	413.539	413.539
**D	UBI SICAV - GLOBAL INFRASTRUCTURE	0	568.722	568.722
**D	SIGNATURE CANADIAN BALANCED FUND	0	199.720	199.720
**D	SIGNATURE DIVIDEND FUND	0	145.378	145.378
**D	CI GLOBAL FUND	0	853.744	853.744
**D	SIGNATURE SELECT CANADIAN FUND	0		

Handwritten signature

1060

LISTA ESITO DELLE VOTAZIONE
 Oggetto: Determinazione del compenso dei componenti il Consiglio di Amministrazione
 FAVOREVOLI

Badge	Regione Sociale	Proprio	Delega	Totale
**D	SIGNATURE GLOBAL DIVIDEND FUND	0	479.300	479.300
**D	THE ENDEAVOUR II FUND	0	21.993	21.993
**D	TRIASIMA ALL COUNTRY WORLD EQUITYFUND	0	14.800	14.800
**D	RBC DEXIA TORONTO POOLED CLIENTS A/C	0	8.035	8.035
**D	WELLINGTON TRUST COMPANY NATIONAL ASSOCIATE MULTIPLE COMMON TRUST UNDS - CTF GLOBAL MANAGED RISK PLUS II PORTFOLIO	0	70.864	70.864
**D	XPO LOGISTICS RETIREMENT MASTER TRUST	0	143.056	143.056
**D	ECOFIN WATER AND POWER OPPORTUNITIES PLC CO BNP PARIBAS SECURITIES SERVICES	0	1.435.708	1.435.708
**D	WELLINGTON MANAGEMENT COMPANY LLP	0	1.134.653	1.134.653
**D	ATLAS MASTER LTD	0	48.609	48.609
**D	MAPLES CORPORATE SERVICES LIMITED	0	26.964	26.964
**D	LSVIERE, LSVZEHE	0	12.600	12.600
**D	LAZARD ASSET MANAGEMENT LLC C/O LAARD ASSET MANAGEMENT LLC - EUROPEAN LONG/SHORT	0	65.515	65.515
**D	BENTON INVESTMENT FUND	0	62.553	62.553
**D	RBC QUANT GLB INFRA LD ETF	0	8.822	8.822
**D	PRIVATE CLIENT INTL EQ PORT II	0	734.185	734.185
**D	PC INTL EQUITY INC AND GROWTH PT	0	451.133	451.133
**D	THE SHAKESPEARE HEAD FUND	0	117.561	117.561
**D	GREENCHIP GLOBAL EQUITY FUND	0	425.000	425.000
**D	NEW STAR SAFE FUND	0	99.073	99.073
**D	DORFASCO EMPLOYEES SAVINGS AND PROFITS SHARING FUND	0	10.374	10.374
**D	RBC PRIVATE WORLD EQUITY POOL	0	401.909	401.909
**D	BOMBARDIER TRUST (CANADA) GLOBAL EQUITIES FUND	0	501.870	501.870
**D	CI INCOME ADVANTAGE FUND	0	480.500	480.500
**D	CASTLEROCK ENHANCED YIELD FUND	0	1.688.270	1.688.270
**D	ALDER INVESTMENT FUND	0	101.640	101.640
**D	KAYNE ANDERSON CAPITAL ADVISORS LP	0	59.120	59.120
**D	LOCKHEED MARTIN CORPORATION MASTER RETIREMENT TRUST.	0	889.538	889.538
**D	AEGON CUSTODY B.V.	0	821.202	821.202
**D	AEGON CUSTODY B.V.	0	325.439	325.439
**D	AEGON CUSTODY B.V.	0	1.046.424	1.046.424
**D	THE UNITED CHURCH OF CANADA PENSION PLAN	0	24.658	24.658
**D	RBCIS PRITRUST ACTIVE INVITORS EU	0	109.800	109.800
**D	THE ARROWSTREET COMMON CONTRACTUAL FUND	0	242.491.304	242.491.304
**D	DWS INVESTMENT GMBH FOR VERMOEGENSMANAGEMENT	0	19.422	19.422
**D	DWS INVESTMENT GMBH FOR ALBATROS FONDS	0	2.858.653	2.858.653
**D	DWS INVESTMENT GMBH FOR DWS EUROPE DYNAMIC	0	381.090	381.090
**D	DWS INVESTMENT GMBH FOR DWS QI LOWVOL EUROPE	0	35.429	35.429
**D	DWS INVESTMENT GMBH FOR E. ON AKTIENFONDS DWS	0	55.451	55.451
**D	DWS INVESTMENT GMBH FOR DWS VORSORGE AS (DYNAMIK)	0	619.842	619.842
**D	DWS INVESTMENT GMBH FOR LOEWEN AKTIENFONDS	0	75.000	75.000
**D		0	259.352	259.352
**D		0	55.000	55.000

h

EP

total

LISTA ESITO DELLE VOTAZIONE
 Oggetto: Determinazione del compenso dei componenti il Consiglio di Amministrazione
 FAVOREVOLI

Badge	Ragione Sociale	Proprio	Delega	Totale
**D	DWS INVESTMENT GMBH FOR DWS VORSORGE AS FLEX	0	106.016	106.016
**D	DWS INVESTMENT GMBH FOR DYNAMIC EUROPE BALANCE	0	72.283	72.283
**D	DWS INVESTMENT GMBH FOR DWS QI EUROZONE EQUITY	0	329.050	329.050
**D	DWS INVESTMENT GMBH FOR DWS QI EUROPEAN EQUITY	0	110.223	110.223
**D	DWS INVESTMENT GMBH FOR MULTI-INDEX EQUITY FUND	0	61.836	61.836
**D	DWS INVEST. MIT TELGESE. FOR FIX INC AND ALT	0	368.613	368.613
**D	ISHARES II PUBLIC LIMITED COMPANY	0	24.278.419	24.278.419
**D	ISHARES PUBLIC LIMITED COMPANY	0	3.393.848	3.393.848
**D	ISHARES V PUBLIC LIMITED COMPANY	0	661.965	661.965
**D	ISHARES III PUBLIC LIMITED COMPANY	0	7.005.947	7.005.947
**D	ISHARES VI PUBLIC LIMITED COMPANY	0	1.194.749	1.194.749
**D	ISHARES IV PUBLIC LIMITED COMPANY	0	3.085.175	3.085.175
**D	ISHARES VII PLC	0	18.563.050	18.563.050
**D	BLACKROCK AM DE AG FOR ISHS CORE EURO STOXX 50 UCITS ETF (DE)	0	16.175.868	16.175.868
**D	BLACKROCK AM DE FOR ISHARES EURO STOXX UCITS ETF (DE)	0	2.075.989	2.075.989
**D	BLACKROCK AM DE FOR ISHARES STOXX EUROPE 50 UCITS ETF (DE)	0	391.918	391.918
**D	BLACKROCK AM DE FOR ISHARES STOXX EUROPE LARGE 200 UCITS ETF	0	94.188	94.188
**D	BLACKROCK AM DE FOR ISHARES STOXX EUROPE 600 UCITS ETF (DE)	0	5.431.153	5.431.153
**D	ISHARES I INV MIT TGV F ISHS ST EUROPE 600 UTILITIES UCITS ETF	0	6.481.589	6.481.589
**D	XEROX CORPORATION RETIREMENT & SAVINGS PLAN	0	119.200	119.200
**D	TEACHERS' RETIREMENT SYSTEM OF THE STATE OF ILLINOIS	0	1.761.514	1.761.514
**D	TEACHERS' RETIREMENT SYSTEM OF THE STATE OF ILLINOIS	0	3.382.127	3.382.127
**D	KAISER PERMANENTE GROUP TRUST	0	2.338.627	2.338.627
**D	KAISER FOUNDATION HOSPITALS	0	776.154	776.154
**D	FIDELITY INVESTMENT TRUST: FIDELITY TOTAL INT EQUITY FUND	0	81.100	81.100
**D	FIDELITY RUTLAND SQUARE TRUST II: STRAT ADV FID INTL FUND	0	693.784	693.784
**D	FIDELITY INVESTMENT TRUST: FIDELITY SERIES INTVALUE FUND	0	36.083.150	36.083.150
**D	FIDELITY INVESTMENT TRUST: FIDELITY INTER CAPITAL APP K6 FUND	0	1.058.300	1.058.300
**D	FIDELITY INVESTMENT TRUST: FIDELITY FLEX INTERNATIONAL FUND	0	78.633	78.633
**D	FIDELITY RUTLAND SQUARETRUST II: STRATEGIC ADVISERS INT	0	1.947.000	1.947.000
**D	BRUNEI INVESTMENT AGENCY	0	64.650	64.650
**D	INTERNATIONALE KAPITALANLAGEGESELLSCHAFT MBH FOR ANP	0	18.436	18.436
**D	LAUDUS INTERNATIONAL MARKETMASTERS FUND	0	226.739	226.739
**D	SCHWAB INTERNATIONAL EQUITY ETF	0	9.838.108	9.838.108
**D	SCHWAB FUNDAMENTAL INTERNATIONAL LARGE COMPANY INDEX ETF	0	3.501.961	3.501.961
**D	SANFORD C BERNSTEIN FUND INC- TAX MANAGED INTL PTF	0	5.117.370	5.117.370
**D	AB CANADA GLOBAL STRATEGIC CORE EQUITY FUND	0	722.810	722.810
**D	AB CANADA INTL VALUE EQUITY (CAP-WEIGHTED, UNHEGED) FUND	0	138.460	138.460
**D	AB TRUST - AB INTERNATIONAL VALUE FUND	0	371.380	371.380
**D	DUPONT PENSION TRUST	0	188.643	188.643
**D	JOHN HANCOCK ENDURING EQUITY FUND	0	2.023.567	2.023.567
**D	JOHN HANCOCK VAR INS TRUST STRATEGIC EQUITY ALLOCATION	0	1.692.079	1.692.079
**D	JOHN HANCOCK FUNDS II STRATEGIC EQUITY ALLOCATION FUND	0	825.422	825.422

h
 EY

1062

LISTA ESITO DELLE VOTAZIONE

Oggetto: Determinazione del compenso dei componenti il Consiglio di Amministrazione FAVOREVOLI

Badge	Ragione Sociale	Proprio	Delega	Totale
**D	JOHN HANCOCK DISCIPLINED VALUE INTERNATIONAL FUND	0	1.717.853	1.717.853
**D	PENSION BENEFIT GUARANTY CORPORATION	0	892.732	892.732
**D	INTERNATIONALE KAPITAL MBH FOR LH-PRIVATRENTE-AKTIE	0	500.000	500.000
**D	INTERNATIONAL PAPER CO COMINGLED INVESTMENT GROUP	0	1.521.309	1.521.309
**D	BMO DISCIPLINED INTERNATIONAL EQUITY FUND	0	163.840	163.840
**D	LAZARD ASSET MANAGEMENT LLC	0	11.637	11.637
**D	LAZARD INTERNATIONAL EQUITY SELECT PORTFOLIO	0	193.015	193.015
**D	LAZARD RETIREMENT INTERNATIONAL EQUITY PORTFOLIO	0	360.701	360.701
**D	LAZARD GLOBAL STRATEGIC EQUITY PORTFOLIO	0	6.040	6.040
**D	LAZARD INTERNATIONAL EQUITY ADVANTAGE PORTFOLIO	0	5.354	5.354
**D	LAZARD REAL ASSETS AND PRICING OPPORTUNITIES	0	4.556	4.556
**D	LAZARD ESC INTERNATIONAL STRATEGIC EQUITY	0	25.815	25.815
**D	DEKA INVESTMENT GMBH FOR SFT 3-FONDS	0	68.306	68.306
**D	ALLIANZ GLOBAL INVESTORS GMBH FOR DEI-FONDS SET 4	0	92.963	92.963
**D	J & J PENSION FUND OFF	0	313.087	313.087
**D	MFS VARIABLE INSURANCE TRUST - MFS UTILITIES SERIES	0	4.721.794	4.721.794
**D	GOLDMAN SACHS TRST II-GOLDMAN SACHS MULTI-MNGR GLOBAL	0	7.015	7.015
**D	GOLDMAN SACHS TRUST II - GOLDMAN SACHS MULTI-MANAGER ALT F	0	61.558	61.558
**D	GOLDMAN SACHS TRUST II-GOLDMAN SACHS M-M REAL ASSETS STRAT	0	72.947	72.947
**D	GOLDMAN SACHS TRUST- GOLDMAN SACHS GLOBAL	0	21.218	21.218
**D	GOLDMAN SACHS TRUST II GOLDMAN SACHS GQG PART INTL OPP FD	0	15.002.364	15.002.364
**D	OREGON PUBLIC EMPLOYEES RETIREMENT SYSTEM	0	3.939.030	3.939.030
**D	ALLIANCEBERNSTEIN GLOBAL RISK ALLOCATION FUND INC	0	10.639	10.639
**D	AB CAP FUND, INC. - AB ALL MARKET INCOME PORTFOLIO	0	24.086	24.086
**D	BERNSTEIN FUND, INC. - INTERNATIONAL STRATEGIC EQUITIES PTF	0	12.617.970	12.617.970
**D	AB BOND FUND, INC. - AB ALL MARKET REAL RETURN PORTFOLIO	0	427.620	427.620
**D	AB COLLECTIVE INVESTMENT TRUST SERIES	0	932.785	932.785
**D	ALLIANCEBERNST VAR PROD SER F INC.ALLIANCES DYN ASSET	0	88.110	88.110
**D	AB VARIABLE PROD SERIES FUND, INC. - AB INT VALUE PORTFOLIO	0	862.050	862.050
**D	AB VARIABLE PROD SERIES FD, INC.-AB BALANCED WEALTH STG	0	17.052	17.052
**D	RUSSELL TRUST CO COMINGLED EMPLOYEE BENEFIT FUNDS TRUST	0	1.736.072	1.736.072
**D	INVESCO V.I. GLOBAL CORE EQUITY FUND	0	180.932	180.932
**D	ALLIANZ GLOBAL INVESTORS GMBH FOR ALLIANZGI-FONDS INDU	0	18.623	18.623
**D	ALLIANZ GLOBAL INVESTORS GMBH FOR DEI-FONDS ANDUS	0	550.000	550.000
**D	THE MASTER TRUST BK OF JP LTD: HITACHI FOREIGN EQ INDEX ME	0	211.090	211.090
**D	SPDR MSCI WORLD QUALITY MIX FUND	0	1.302	1.302
**D	GMAM GROUP PENSION TRUST III	0	885.056	885.056
**D	GMAM INVESTMENT FUNDS TRUST	0	264.891	264.891
**D	GMAM INVESTMENT FUNDS TRUST	0	532.900	532.900
**D	GMAM GROUP PENSION TRUST II	0	423.939	423.939
**D	GMAM GROUP PENSION TRUST II	0	117.208	117.208
**D	IBM RETIREMENT PLAN	0	41.010	41.010
**D	INVESCO INTERNATIONAL CORE EQUITY FUND	0	276.893	276.893

1003

A

GA

LISTA ESITO DELLE VOTAZIONE
Oggetto: Determinazione del compenso dei componenti il Consiglio di Amministrazione
FAVOREVOLI

Badge	Ragione Sociale	Proprio	Delega	Totale
**D	ALLIANZ GLOBAL INV GMBH FOR ALLIANZGI-FONDS SFT2	0	135.021	135.021
**D	INSITUATIONAL RETIREMENT TRUST	0	42.774	42.774
**D	DWS INVESTMENT GMBH FOR DEAM FONDS SBS	0	39.100	39.100
**D	INTERNATIONALE KAPITALANLAGESELLSCHAFT MBH FOR NAEV	0	752.289	752.289
**D	THORNBERG GLOBAL INVESTMENT PLC	0	144.851	144.851
**D	ARIZONA STATE RETIREMENT SYSTEM	0	561.480	561.480
**D	GLOBAL LOW VOLATILITY EQUITY FUND, LLC	0	26.780	26.780
**D	AB FUND N.V.	0	842.922	842.922
**D	AMERICAN BAR ASSOCIATION MEMBERS/MTC	0	68.500	68.500
**D	AMERICAN CENTURY WORLD MUTUAL FUNDS, INC. INTL VALUE F	0	46.864	46.864
**D	AMERICAN CENTURY WORLD MUTUAL FUNDS INC - NT INT VALUE	0	810.873	810.873
**D	AMERICAN CENTURY RETIREMENT DATE TRUST	0	422.589	422.589
**D	JP TR SERV BK LTD ATF MATB MSCI KOKUSAI INDEX MOTHER F	0	43.110	43.110
**D	AXA IM SMART MATCHING SOLUTIONS PUBLIC LIMITED	0	28.883	28.883
**D	REAVESUTILITYINCOMEFUNDFUND	0	4.217.021	4.217.021
**D	ANIMA FUNDS PLC	0	2.103.991	2.103.991
**D	THE MASTER TRUST BK OF JP LTD ATF INVESCO OVERSEAS EQ OPEN M	0	9.641	9.641
**D	THE MASTER TRUST BK OF JP RE F RUSSELL INV (JP) INTL EQUITY F	0	58.686	58.686
**D	ARCHITAS MULTI-MANAGER GLOBAL FUNDS UNIT TRUST	0	31.278	31.278
**D	ARCHITAS MULTI-MANAGER GLOBAL FUNDS UNIT TRUST	0	70.121	70.121
**D	AXA INVESTMENT MANAGERS DEUTSCHLAND GMBH	0	29.237	29.237
**D	AXA ROSENBERG EQUITY ALPHA TRUST	0	263.847	263.847
**D	STATE OF ALASKA RETIREMENT AND BENEFITS PLANS	0	412.675	412.675
**D	THE WALT DISNEY COMPANY RETIREMENT PLAN MASTER TRUST	0	150.259	150.259
**D	BMO MSCI EAFE INDEX ETF	0	1.712.494	1.712.494
**D	THE MASTER TRUST BK OF JP LTD: RUSSELL GLB ENVIR TECH FUND	0	18.309	18.309
**D	TIAA-CREF QUANT INTERNATIONAL EQUITY FUND	0	1.867.559	1.867.559
**D	COLLEGE RETIREMENT EQUITIES FUND	0	2.351.453	2.351.453
**D	TIAA-CREF SOCIAL CHOICE INTERNATIONAL EQUITY FUND	0	403.784	403.784
**D	TEACHERS INSURANCE AND ANNUITY ASSOCIATION OF	0	2.834	2.834
**D	BRIGHTHOUSE FUNDS TRUST I - AB GLOBAL DYNAMIC ALLOCATION	0	703.653	703.653
**D	BRIGHTHOUSE FUNDS TRUST I - SCHRODERS GLOBAL MULTI-ASSET	0	34.903	34.903
**D	BRIGHTHOUSE FUNDS TRUST I - JPMORGAN GEL ACTIVE ALL	0	394.753	394.753
**D	UBS (US) GROUP TRUST	0	483.024	483.024
**D	UAW RETIREE MEDICAL BENEFITS TRUST	0	1.298.727	1.298.727
**D	THE ALPHAGEN EUROPEAN BEST IDEAS FUND, LLC	0	715.831	715.831
**D	CENTRAL PROVIDENT FUND BOARD	0	14.645	14.645
**D	FIDUCIE GLOB DES REGIMES DE RETR DE LA SOC TRANSPORT	0	86.500	86.500
**D	DESJARDINS GLOBAL BALANCED STRATEGIC INCOME FUND	0	26.079	26.079
**D	NEI INTERNATIONAL EQUITY FUND	0	230.400	230.400
**D	FIDUCIE GLOB DES REGIMES DE RETR DE LA SOC TRANSPORT	0	135.110	135.110
**D	NEI GLOBAL EQUITY POOL	0	125.244	125.244
**D	CALVERT IMPACT FUND, INC. - CALVERT GLOBAL ENERGY SOLUTIONS FD	0	100.291	100.291

1066

LISTA ESITO DELLE VOTAZIONE
Oggetto: Determinazione del compenso dei componenti il Consiglio di Amministrazione FAVØREVOLI

Badge	Regione Sociale.	Proprio	Delega	Totale
**D	CALVERT VP EAFE INTERNATIONAL INDEX PORTFOLIO	0	67.387	67.387
**D	CALVERT RESP INX SRS, INC.-CLVRT DVD MRKTS EX-U.S. RSP INX FD	0	126.667	126.667
**D	XTRACKER (IE) PUBLIC LIMITED COMPANY	0	1.448.320	1.448.320
**D	CALISE DE DEROT ET PLACEMENT DU QUEBEC	0	4.965.293	4.965.293
**D	AMERICAN BEACON ADVISORS COLLECTIVE INVESTMENT TRUST	0	654.255	654.255
**D	AMERICAN BEACON INTERNATIONAL EQUITY FUND	0	2.367.945	2.367.945
**D	AMERICAN BEACON DIVERSIFIED FUND	0	133.777	133.777
**D	THE REGENTS OF THE UNIVERSITY OF CALIFORNIA	0	3.838.993	3.838.993
**D	FIDELITY SELECT GLOBAL EQUITY INSTITUTIONAL TRUST	0	36.035	36.035
**D	FIDELITY SELECT INTERNATIONAL EQUITY INSTITUTIONAL TRUST	0	206.553	206.553
**D	FIDELITY SELECT INTERNATIONAL LOW VOLATILITY EQUI	0	22.758	22.758
**D	FIDELITY SELECT GLOBAL PLUS ALL CAP EQUITY INSTIIT TRUST	0	32.950	32.950
**D	MERCER FFC NON-US EQUITY INVESTMENT PORTFOLIO LLC	0	115.300	115.300
**D	MERCER FFC NON-US EQUITY INVESTMENT PORTFOLIO LLC	0	6.963	6.963
**D	EATON VANCE TAX-MANAGED GLOBAL BUY-WRITE OPPORTUNITIES	0	226.448	226.448
**D	PARAMETRIC INTERNATIONAL EQUITY FUND	0	242.788	242.788
**D	EATON VANCE RICHARD BERNSTEIN ALL ASSET STRATEGY FUND	0	127.008	127.008
**D	SOJECCI II LTEE	0	55.000	55.000
**D	EATON VANCE HEXAVEST GLOBAL EQUITY FUND	0	6.279	6.279
**D	EATON VANCE HEXAVEST INTERNATIONAL EQUITY FUND	0	11.892	11.892
**D	FUNDO DE SEGURANCA SOC GOV. DA REGIAO ADM. ESPECIAL DE	0	251.012	251.012
**D	FRANKLIN LIBERTYSHARES ICAV	0	23.907	23.907
**D	TAX - MANAGED INTERNATIONAL EQUITY PORTFOLIO	0	29.175	29.175
**D	HARBOR OVERSEAS FUND	0	28.931	28.931
**D	MERCER GE INTERNATIONAL EQUITY FUND	0	281.105	281.105
**D	MERCER GE INTERNATIONAL EQUITY FUND	0	198.800	198.800
**D	ALLIANZ VALERUS DURABLES	0	2.500.000	2.500.000
**D	ALLIANZ EFARGNE ACTIONS ISR SOLIDAIRE	0	132.000	132.000
**D	ALJIANZ ACTIONS PURO CONVICTIONS	0	2.104.000	2.104.000
**D	RUSSELL INVESTMENT COMPANY RUSSELL TAX-MANAGED INTL EQ FUND	0	947.176	947.176
**D	RUSSELL INVESTMENT COMPANY RUSSELL GLOBAL	0	234.952	234.952
**D	RUSSELL INVESTMENT COMPANY RUSSELL MULTI-STRATEGY	0	68.199	68.199
**D	RUSSELL INVESTMENT COMPANY MULTIFACTOR INTERNATIONAL EQUITY	0	129.158	129.158
**D	GMO FUNDS PLC GMO GLOBAL EQUITY ALLOCATION	0	64.358	64.358
**D	GMO FUNDS PLC GMO GLOBAL REAL RETURN (UCITS) FUND	0	1.372.112	1.372.112
**D	CATHAY LIFE INSURANCE CO LTD	0	24.776	24.776
**D	MARQUIS INSTITUTIONAL GLOBAL EQUITY PORTFOLIO	0	46.688	46.688
**D	HARTFORD MULTIFACTOR INTERNATIONAL FUND	0	1.036	1.036
**D	RUSSELL INVESTMENT COMPANY MULTI-ASSET GROWTH STRATEGY	0	42.755	42.755
**D	RUSSELL INVESTMENT COMPANY TAX-MANAGED REAL ASSETS	0	92.775	92.775
**D	HEXAVEST EAFE EQUITY FUND	0	99.050	99.050
**D	HEXAVEST ACMI EQUITY FUND	0	20.186	20.186
**D	HEXAVEST WORLD EQUITY FUND	0	139.495	139.495

LOUS

[Handwritten signature]

LISTA ESITO DELLE VOTAZIONE
 Oggetto: Determinazione del compenso dei componenti il Consiglio di Amministrazione
 FAVOREVOLI

Badge	Ragione Sociale	Proprio	Delega	Totale
**D	TRANSAMERICA INTERNATIONAL STOCK	0	293.112	293.112
**D	TRANSAMERICA JPMORGAN TACTICAL ALLOCATION VP	0	167.093	167.093
**D	TRANSAMERICA INTERNATIONAL EQUITY INDEX VP	0	29.530	29.530
**D	BMO GLOBAL LOW VOLATILITY EQUITY FUND	0	44.077	44.077
**D	TRANSAMERICA GLOBAL EQUITY	0	215.031	215.031
**D	BMO ALTERNATIVE STRATEGIES FUND	0	19.334	19.334
**D	HOUSTON MUNICIPAL EMPLOYEES PENSION SYSTEM	0	9.192	9.192
**D	ICON INTERNATIONAL EQUITY FUND	0	101.600	101.600
**D	TANGERINE BALANCED INCOME PORTFOLIO	0	20.259	20.259
**D	TANGERINE BALANCED GROWTH PORTFOLIO	0	132.741	132.741
**D	TANGERINE EQUITY GROWTH PORTFOLIO	0	127.058	127.058
**D	MAINSTAY VP CUSHING RENAISSANCE ADVANTAGE PORTFOLIO	0	143.880	143.880
**D	MASSUTUAL SELECT BLACKROCK GLOBAL ALLOCATION FUND	0	108.096	108.096
**D	TRANSAMERICA BLACKROCK GLOBAL ALLOCATION VP	0	488.599	488.599
**D	MERCER GLOBAL LOW VOLATILITY EQUITY FUND	0	1.089.051	1.089.051
**D	MM MSCI EAFE INTERNATIONAL INDEX FUND	0	29.169	29.169
**D	GMO INVESTMENTS ICAV/ GMO CLIMATE CHANGE INVESTMENT	0	130.476	130.476
**D	GMO CLIMATE CHANGE FUND	0	386.423	386.423
**D	GMO INTERNATIONAL EQUITY FUND	0	298.591	298.591
**D	GMO TAX-MANAGED INTERNATIONAL EQUITIES FUND	0	10.187.813	10.187.813
**D	GMC TAX-MANAGED INTERNATIONAL EQUITY FUND	0	151.670	151.670
**D	RUSSELL INVESTMENT COMPANY IV PLC	0	66.231	66.231
**D	RUSSELL INVESTMENT COMPANY PLC	0	820.536	820.536
**D	JNL/ALLANBERNSTEIN DYNAMIC ASSET ALLOCATION FUND	0	126.765	126.765
**D	JNL/BOSTON PARTNERS GLOBAL LONG SHORT EQUITY FUND	0	32.081	32.081
**D	JNL/LAZARD INTERNATIONAL STRATEGIC EQUITY FUND	0	663.970	663.970
**D	JNL/MELLON CAPITAL EUROPEAN 30 FUND	0	309.642	309.642
**D	JNL/MELLON CAPITAL MSCI WORLD INDEX FUND	0	62.964	62.964
**D	SUNAMERICA SERIES TRUST - SA FIDELITY INST AM INT GROWTH	0	517.500	517.500
**D	OPENWORLD PUBLIC LIMITED COMPANY	0	705.394	705.394
**D	RUSSELL INVESTMENTS INSTITUTIONAL FUNDS PLC	0	128.866	128.866
**D	MULTI-STYLE, MULTI-MANAGER FUNDS PLC	0	35.490	35.490
**D	STATE STREET GLOBAL ALL CAP EQUITY EX-US INDEX PORTFOLIO	0	103.963	103.963
**D	STATE STREET INTERNATIONAL DEVELOPED EQUITY	0	739.565	739.565
**D	NEBRASKA PUBLIC EMPLOYEES RETIREMENT SYSTEMS	0	2.046.180	2.046.180
**D	CISCO SYSTEMS FOUNDATION	0	962.612	962.612
**D	INVESCO GLOBAL TARGETED RETURNS FUND	0	29.483	29.483
**D	INVESCO GLOBAL MARKET NEUTRAL FUND	0	6.162	6.162
**D	INVESCO GLOBAL CORE EQUITY FUND	0	1.455	1.455
**D	LOS ANGELES COUNTY EMPLOYEES RETIREMENT ASSOCIATION	0	1.827.025	1.827.025
**D	INTERNATIONALE KAPITALANLAGEGESELLSCHAFT MBH FOR DC	0	3.430.675	3.430.675
**D	SPDR PORTFOLIO MSCI GLOBAL STOCK MARKET ETF	0	1.020.212	1.020.212
**D		0	30.509	30.509

6046

LISTA ESITO DELLE VOTAZIONE

Oggetto: Determinazione del compenso dei componenti il Consiglio di Amministrazione
 FAVOREVOLI

Badge	Ragione Sociale	Proprio	Delega	Totale
**D	SPDR MSCI EAFE STRATEGICFACTORS ETF	0	111.842	111.842
**D	SPDR MSCI WORLD STRATEGICFACTORS ETF	0	2.134	2.134
**D	HARTFORD MULTIFACTOR DEVELOPED MARKETS	0	798.886	798.886
**D	HARTFORD MULTIFACTOR LOW VOLATILITY	0	4.044	4.044
**D	LAZARD GLOBAL INVESTMENT FUNDS PUBLIC LIMITED	0	1.101.909	1.101.909
**D	LAZARD GLOBAL RETIREMENT & PENSION SYSTEM	0	946.985	946.985
**D	MARYLAND STATE RETIREMENT & PENSION SYSTEM	0	92.604	92.604
**D	RUSSELL INV MULTI-ASSET FACTOR EXPOSURE FUND	0	273.462	273.462
**D	ALLIANZ GLOBAL INVESTORS GMBH FOR CONVEST 21 VL	0	186.435	186.435
**D	ALLIANZ GLOBAL INVESTORS GMBH FOR FONDIS	0	1.322.077	1.322.077
**D	ALLIANZ GLOBAL INVESTORS GMBH FOR ALLIANZ VERM. EUROPA	0	31.421	31.421
**D	ALLIANZ GLOBAL INVESTORS GMBH FOR PREMIUMMANDAT	0	1.783.614	1.783.614
**D	ALLIANZ GLOBAL INVESTORS GMBH FOR ALLIANZ STRAT.	0	949.490	949.490
**D	ALLIANZ GLOBAL INVESTORS GMBH FOR ALLIANZ FLEXI	0	647.749	647.749
**D	ALLIANZ GLOBAL INVESTORS GMBH FOR ALLIANZ FLEXI	0	205.496	205.496
**D	THE PRUDENTIAL INSURANCE COMPANY OF AMERICA	0	371.148	371.148
**D	PRUDENTIAL TRUST CO MASTER COMMINGLED INV F FOR TAX EXEMPT	0	734.000	734.000
**D	MDPIM INTERNATIONAL EQUITY INDEX POOL	0	69.800	69.800
**D	MDPIM INTERNATIONAL EQUITY POOL	0	65.800	65.800
**D	MD EQUITY FUND	0	79.073	79.073
**D	MD INTERNATIONAL VALUE FUND	0	50.300	50.300
**D	MERCER INTERNATIONAL EQUITY FUND	0	1.741.099	1.741.099
**D	MERCER INTERNATIONAL EQUITY FUND	0	4.132.198	4.132.198
**D	MGI FUNDS PLC	0	82.300	82.300
**D	MERCER QIF CCF	0	617.921	617.921
**D	MERCER GLOBAL EQUITY ALL COUNTRY WORLD INDEX FUND	0	430.300	430.300
**D	MERCER GLOBAL EQUITY FUND	0	486.500	486.500
**D	MERCER GLOBAL EQUITY FUND	0	269.000	269.000
**D	MGI FUNDS PLC	0	37.963	37.963
**D	MGI FUNDS PLC	0	3.525.109	3.525.109
**D	GTAA PANTHER FUND L.P	0	2.700.458	2.700.458
**D	MERCER QIF CCF	0	219.953	219.953
**D	MERCER UCITS COMMON CONTRACTUAL FUND	0	13.044	13.044
**D	MERCER UCITS COMMON CONTRACTUAL FUND	0	397.063	397.063
**D	LM FUND LP	0	21.914	21.914
**D	STATE OF MONTANA BOARD OF INVESTMENTS	0	26.125	26.125
**D	RUSSELL COMMON CONTRACTUAL FUND	0	4.205.775	4.205.775
**D	NORTHROP GRUMMAN CORPORATION VERA MASTER TRUST I	0	418.400	418.400
**D	STATE OF NEW JERSEY COMMON PENSION FUND D	0	814.350	814.350
**D	ONTARIO TEACHERS PENSION PLAN BOARD	0	60.226	60.226
**D	NEW SHIPS, INC. PENSION MASTER TRUST	0	3.190	3.190
**D	LAZARD GLOBAL EQUITY INCOME FUND	0	60.284	60.284
**D	LAZARD GLOBAL BALANCED INCOME FUND	0	75.318	75.318
**D	COSMOPOLITAN INVESTMENT FUND	0		
**D	INTERNATIONALE KAPITALANLAGEGESELLSCHAFT MBH FOR PEKA	0		

667

f

97

LISTA ESITO DELLE VOTAZIONE
Oggetto: Determinazione del compenso dei componenti il Consiglio di Amministrazione FAVOREVOLI

Badge	Ragione Sociale	Proprio	Delega	Totale
**D	SACRAMENTO COUNTY EMPLOYEES RETIREMENT SYSTEM	0	1.692.847	1.692.847
**D	PIMCO FUNDS GLOBAL INVESTORS SERIES FLC	0	372.002	372.002
**D	PRINCIPAL EX-TRADED FUNDS-PRINC INT MUL-FACT CORE INDEX ETF	0	12.222	12.222
**D	PGIM FUNDS PUBLIC LIMITED COMPANY	0	76.611	76.611
**D	PRINCIPAL LIFE INSURANCE COMPANY	0	3.265.549	3.265.549
**D	PACIFIC SELECT FUND -PD INTERNATIONAL LARGE-CAP PORTFOLIO	0	209.397	209.397
**D	PACIFIC SELECT FUND-INTERNATIONAL EQUITY INCOME PORTFOLIO	0	271.909	271.909
**D	STICHTING PENSIOENFONDS WERK- EN (RE) INTEGRATIE	0	1.396.666	1.396.666
**D	BMO INVESTMENTS (IRELAND) PLC	0	127.864	127.864
**D	THE UNIVERSITY OF HONG KONG	0	50.535	50.535
**D	DWS INVESTMENT GMBH FOR DEAM-FONDS FES	0	70.000	70.000
**D	DWS INVESTMENT GMBH FOR DEAM-FONDS PPC GSO	0	14.669	14.669
**D	DWS INVESTMENT GMBH FOR DEAM-FONDS RKBS	0	15.000	15.000
**D	DWS INVESTMENT GMBH FOR DEAM-FONDS BW GERMANY	0	21.807	21.807
**D	DWS INVESTMENT GMBH FOR DEAM FONDS BBRL	0	150.400	150.400
**D	DWS INVESTMENT GMBH FOR GCB PENSION FUND GERMANY	0	25.413	25.413
**D	DWS INVESTMENT GMBH FOR OP- FONDS WFF	0	11.504	11.504
**D	DWS INVESTMENT GMBH FOR DEAM FONDS PMB 1	0	2.400	2.400
**D	DWS INVESTMENT GMBH FOR DEAM FONDS DKS 1	0	20.000	20.000
**D	DWS INVESTMENT GMBH FOR DEUTSCHE INLM	0	60.000	60.000
**D	DWS INVESTMENT GMBH FOR DEAM FONDS RHEIN	0	124.000	124.000
**D	DWS INVESTMENT GMBH FOR DEAM FONDS KLILI	0	3.500	3.500
**D	DWS INVESTMENT GMBH FOR DEAM FONDS SLM 1	0	170.000	170.000
**D	DWS INVESTMENT GMBH FOR DEAM FONDS LHG 1	0	81.700	81.700
**D	DWS INVESTMENT GMBH FOR DEAM FONDS PMF 1	0	60.000	60.000
**D	DWS INVESTMENT GMBH FOR DEAM FONDS PSF 1	0	8.525	8.525
**D	DWS INVESTMENT GMBH FOR DEAM FONDS SC5M	0	3.215	3.215
**D	DWS INVESTMENT GMBH FOR DEAM FONDS STK	0	10.200	10.200
**D	DWS INVESTMENT GMBH FOR STIFTUNGSFONDS SVC 1	0	25.017	25.017
**D	DWS INVESTMENT GMBH FOR DEAM FONDS LW1	0	12.500	12.500
**D	DWS INVESTMENT GMBH FOR DEUTSCHE BERGBURG 15	0	100.000	100.000
**D	DWS INVESTMENT GMBH FOR DEUTSCHE RRL7	0	71.000	71.000
**D	PANAGORA DYNAMIC GLOBAL EQUITY (EX TOBACCO) FUND	0	13.283	13.283
**D	THRIVENT MODERATE ALLOCATION PORTFOLIO	0	10.599	10.599
**D	THRIVENT MODERATELY AGGRESSIVE ALLOCATION PORTFOLIO	0	28.739	28.739
**D	THRIVENT AGGRESSIVE ALLOCATION PORTFOLIO	0	11.083	11.083
**D	THRIVENT MODERATE ALLOCATION FUND	0	18.115	18.115
**D	THRIVENT MODERATELY AGGRESSIVE ALLOCATION FUND	0	35.260	35.260
**D	THRIVENT PARTNER WORLDWIDE ALLOCATION FUND	0	10.006	10.006
**D	THRIVENT PARTNER WORLDWIDE ALLOCATION PORTFOLIO	0	437.031	437.031
**D	THRIVENT BALANCED INCOME PLUS FUND	0	801.406	801.406
**D		0	45.084	45.084

2068

LISTA ESITO DELLE VOTAZIONE
 Oggetto: Determinazione del compenso dei componenti il Consiglio di Amministrazione
 FAVOREVOLI

Badge	Ragione Sociale	Proprio	Delega	Totale
**D	THRIVENT BALANCED INCOME PLUS PORTFOLIO	0	53.964	53.964
**D	THRIVENT GLOBAL STOCK FUND	0	653.459	653.459
**D	THRIVENT LOW VOLATILITY EQUITY FUND	0	12.583	12.583
**D	THRIVENT GLOHAL STOCK PORTFOLIO	0	381.764	381.764
**D	THRIVENT LOW VOLATILITY EQUITY PORTFOLIO	0	19.480	19.480
**D	THRIVENT CORE INTERNATIONAL EQUITY FUND	0	897.258	897.258
**D	THRIVENT DIVERSIFIED INCOME PLUS FUND	0	71.785	71.785
**D	THRIVENT DIVERSIFIED INCOME PLUS PORTFOLIO	0	55.182	55.182
**D	THRIVENT DIVERSIFIED INCOME PLUS PORTFOLIO	0	13.576	13.576
**D	THRIVENT INTERNATIONAL INDEX PORTFOLIO	0	6.441	6.441
**D	RUSSELL INVESTMENTS YIELD OPPORTUNITIES POOL	0	2.088.326	2.088.326
**D	RUSSELL INVESTMENTS GLOBAL INFRASTRUCTURE POOL	0	164.035	164.035
**D	RUSSELL INVESTMENTS OVERSEAS EQUITY POOL	0	11.544	11.544
**D	RUSSELL INVESTMENTS MULTI-FACTOR INTERNATIONAL EQUITY	0	87.651	87.651
**D	RUSSELL INVESTMENTS OVERSEAS EQUITY FUND	0	1.269.067	1.269.067
**D	HONG KONG SPECIAL ADMINISTRATIVE REGION GOVERNMENT-	0	327.158	327.158
**D	GOV OF HM THE SULTAN AND YANG DI-PERTUAN OF BRUNEL DARUSSALAM	0	75.070	75.070
**D	HOME AFFAIRS UNIFORMED SERVICES (INVEST FUND)	0	866.837	866.837
**D	FOLKSAM OMSSEIDIG LIVFORSAKRING	0	345.984	345.984
**D	BANK OF KOREA	0	31.426	31.426
**D	KPA LIVFORSAKRING AB (PUBL)	0	1.563.694	1.563.694
**D	KPA PENSIONSFORSAKRING AB (PUBL)	0	150.629	150.629
**D	KONSUMTKOOPERATIONENS PENSIONSTIIFTELSE	0	141.092	141.092
**D	BIMCOR GLOBAL EQUITY POOLED FUND	0	2.423.308	2.423.308
**D	ALBERTA INVESTMENT MANAGEMENT CORPORATION	0	65.003	65.003
**D	GOVERNMENT OF THE REPUBLIC OF SINGAPORE	0	674.481	674.481
**D	SCOTIA PRIVATE INTERNATIONAL EQUITY POOL	0	61.013	61.013
**D	DESJARDINS DEVEL EX-USA EX-CANADA MULTIF - CONTROLLED VOL ETF	0	13.024	13.024
**D	BANK OF KOREA	0	2.066	2.066
**D	BANK OF KOREA	0	168.800	168.800
**D	BANK SINOPAC AMCO CATHAY GLOBAL INFRASTRUCTURE FUND	0	846.268	846.268
**D	STATE STREET IRELAND UNIT TRUST	0	824.879	824.879
**D	SSGA SPDR ETFs EUROPE I PUBLIC LIMITED COMPANY	0	3.513.425	3.513.425
**D	SSGA SPDR ETFs EUROPE II PUBLIC LIMITED COMPANY	0	24.197	24.197
**D	SIR DAVID TRENCH FUND FOR RECREATION	0	492.201	492.201
**D	SUNSUPER SUPERANNUATION FUND	0	10.749.659	10.749.659
**D	CALIFORNIA PUBLIC EMPLOYEES RETIREMENT SYSTEM	0	18.663	18.663
**D	DELTA SHARES S+P INTERNATIONAL MANAGED RISK ETF	0	26.147.957	26.147.957
**D	CALIFORNIA STATE TEACHERS RETIREMENT SYSTEM	0	10.847.822	10.847.822
**D	TEACHER RETIREMENT SYSTEM OF TEXAS	0	194.727	194.727
**D	DWS INVESTMENT GMBH FOR DEAM-FONDS PG EQ	0	16.927	16.927
**D	AXA INV MAN SCHWEIZ AG OBO AXA (CH) STRAT FD - GLOBAL EQ CHF	0	19.299	19.299
**D	AXA SWISS INSTITUTIONAL FUND - EQUITIES GLOBAL EX	0	35.000	35.000
**D	DWS INVESTMENT GMBH FOR DEAM-FONDS MASP	0	0	0

lolol

A

EA

LISTA ESITO DELLE VOTAZIONE
 Oggetto: Determinazione del compenso dei componenti il Consiglio di Amministrazione
 FAVOREVOLI

Badge	Ragione Sociale	Proprio	Delega	Totale
**D	MERCK CAPITAL ASSET MANAGEMENT LIMITED	0	290.991	290.991
**D	MERCK INVESTMENT GMBH FOR DEAM FONDS PFDS	0	35.167	35.167
**D	PINEBRIDGE GLOBAL FUNDS	0	82.661	82.661
**D	METZLER ASSET MANAGEMENT GMBH FOR MI-FONDS 415	0	595.120	595.120
**D	ALLIANZ GLOBAL INVESTORS GMBH FOR ALLIANZGI-FONDS HPT	0	17.346	17.346
**D	DWS INVESTMENT GMBH FOR DEAM-FONDS GSK 1	0	102.946	102.946
**D	UNITED GLOBAL DIVIDEND EQUITY FUND	0	794	794
**D	HONG KONG HOUSING SOCIETY	0	88.197	88.197
**D	UNITED INCOME FOCUS TRUST	0	49.518	49.518
**D	UBS (IRL) ETF PLC	0	273.996	273.996
**D	SO CA UFCW UNIONS AND FOOD EMPLOYERS JOINT PENSION TRUST	0	404.521	404.521
**D	UNITED FOOD AND COMM WORKERS INT UNION-INDUSTRY	0	399.000	399.000
**D	ALLIANZ GLOBAL INVESTORS GMBH FOR ALLIANZGI-FONDS VDB	0	137.069	137.069
**D	VANGUARD FTSE DEVELOPED EUROPE INDEX ETF	0	25.972	25.972
**D	HEB SAVINGS & RETIREMENT PLAN TRUST	0	12.019	12.019
**D	THE WELLINGTON TR COM NATIONAL ASS MULT COLLECT INV F	0	613.084	613.084
**D	THE WELLINGTON TR CO NAT ASS MULT C TR F TR, OPPORT EO PTF	0	26.445	26.445
**D	THE WELLINGTON TR CO NAT ASS MULT COMM, ENDURING ASSETS PTF	0	1.038.917	1.038.917
**D	THE WELLINGTON TR CO NAT ASS MULT COM TR F TR DAILY END ASS PTF	0	673.656	673.656
**D	WELLINGTON TR CO NAT ASS MULT COMM TR ED TR GLB MAN RISK PORT	0	120.424	120.424
**D	WELLINGTON TR CO NAT ASS MULT COLLECTIVE INV F TRUST	0	104.902	104.902
**D	THE WELLINGTON TR CO NAT ASS MULT COMPANY	0	127.642	127.642
**D	WISDOMTREE ISSUER PUBLIC LIMITED COMPANY	0	1.717.559	1.717.559
**D	WS18 INVESTMENTS (PUBLIC EQUITIES) POOLED FUND TRUST	0	15.025	15.025
**D	DIVERSIFIED MARKETS (2010) POOLED FUND TRUST	0	5.468.447	5.468.447
**D	WASHINGTON STATE INVESTMENT BOARD	0	165.300	165.300
**D	WISDOMTREE DYNAMIC CURRENCY HEDGED INTRNL EQUITY FUND	0	350.983	350.983
**D	WISDOMTREE INTERNATIONAL HIGH DIVIDEND FUND	0	542.893	542.893
**D	WISDOMTREE INTERNATIONAL EQUITY FUND	0	36.316	36.316
**D	WISDOMTREE GLOBAL HIGH DIVIDEND FUND	0	232.392	232.392
**D	WISDOMTREE INTERNATIONAL DIVIDEND EX-	0	477.602	477.602
**D	WISDOMTREE INTERNATIONAL LARGCAP DIVIDEND	0	5.266.045	5.266.045
**D	NEW YORK STATE TEACHERS RETIREMENT SYSTEM	0	2.684.235	2.684.235
**D	NEW YORK STATE TEACHERS RETIREMENT SYSTEM	0	20.007	20.007
**D	PENSIENFONDS METAL OFF	0	523.956	523.956
**D	BMO GLOBAL GROWTH + INCOME FUND	0	563.220	563.220
**D	BMO INTERNATIONAL EQUITY FUND	0	249.809	249.809
**D	PRUDENTIAL BANK AND TRUST FSB	0	227.600	227.600
**D	PRUDENTIAL RETIREMENT INSURANCE AND ANNUITY COMPANY	0	1.548.974	1.548.974
**D	PRUDENTIAL RETIREMENT INSURANCE AND ANNUITY COMPANY	0	248.616	248.616
**D	VAILSBURG FUND LLC	0	48.476	48.476
**D	VAILSBURG FUND LLC	0	32.540	32.540
**D	WELLINGTON MANAGEMENT FUNDS (IRELAND) PLC	0	1.330.209	1.330.209

2020

LISTA ESITO DELLE VOTAZIONE
 Oggetto: Determinazione del compenso dei componenti il Consiglio di Amministrazione
FAVOREVOLI

Badge	Ragione Sociale	Proprio	Delega	Totale
**D	MANULIFE ASSET MANAGEMENT INTERNATIONAL EQUITY	0	323.619	323.619
**D	INVERSCO GLOBAL LOW VOLATILITY EQUITY YIELD FUND	0	104.448	104.448
**D	ZURICH INVEST ICAV	0	739.292	739.292
**D	SS BK AND TRUST COMPANY INV FUNDS FOR TAKEEMPT	0	35.577.363	35.577.363
**D	SSGA ACWI INTEGR ALPHA SELECT NON-LENDING OP COMMON	0	30.931	30.931
**D	SSGA FTSE RAFI DEVELOPED 1000 INDEX NON-LENDING COMMON	0	70.678	70.678
**D	SS FTSE DEV COMPREHENSIVE FACTOR IND NON-	0	37.993	37.993
**D	STATE STREET SP GLO INFRA INDEX NON-LENDING COMMON	0	1.569.393	1.569.393
**D	STATE STREET RAFI DEVELOP EX-US INDEX NON-LENDING COMMON	0	18.859	18.859
**D	STATE STREET ALL-WRLD TOTL MKT CORE FTRS NON-LENDING COM TR	0	27.144	27.144
**D	SSGA ALL COUNTRY W EX-US INTEGR ALPHA SEL NON-LEND COMM TR F	0	130.632	130.632
**D	SSGA MSCI EUROPE SCREENED INDEX NON-LENDING COMMON TR	0	805.242	805.242
**D	MSCI EAFE PROV SCREENED INDEX NON - LENDING COMMON TR	0	151.534	151.534
**D	STATE STREET TOTAL RETURN V.I.S. FUND	0	23.292	23.292
**D	THE AB PORTFOLIOS - AB ALL MARKET TOTAL RETURN PORTFOLIO	0	195.283	195.283
**D	THE AB PORTFOLIOS - AB CONSERVATIVE WEALTH STRATEGY	0	36.979	36.979
**D	DB VERMOEGENSFONDSMANDAT	0	105.100	105.100
**D	STATE STREET GLOBAL ADVISORS LUXEMBOURG SICAV	0	4.245.289	4.245.289
**D	COHEN AND STEERS SICAV (LUXEMBOURG)	0	7.863	7.863
**D	DE X-TRACKERS	0	29.539.205	29.539.205
**D	DEUTSCHE AM MULTI ASSET PIR FUND	0	1.251.173	1.251.173
**D	DEUTSCHE INVEST II	0	1.316.057	1.316.057
**D	DWS INVEST	0	136.663	136.663
**D	DWS FIXED MATURITY	0	521.448	521.448
**D	DWS INVESTMENT S.A. FOR ZURICH GLOBAL EQUITY	0	18.904	18.904
**D	DWS INVESTMENT S.A. FOR DWS CONCEPT DJE RESPONSIBLE INVEST	0	98.000	98.000
**D	DEUTSCHE ASSET MNGM S.A. FOR VERM FLEXIBEL (80. / . TEILGESCH)	0	15.171	15.171
**D	DWS INVESTMENT S.A. FOR DWS VERMOEGENSMANDAT-	0	15.621	15.621
**D	DWS INVESTMENT S.A. FOR DWS VERMOEGENSMANDAT-	0	784.838	784.838
**D	DWS INVESTMENT S.A. FOR DWS MULTI ASSET INCOME KONTROLLIERT	0	1.102.202	1.102.202
**D	DWS INVESTMENT S.A. FOR ARERO - DER WELTFONDS	0	153.039	153.039
**D	UBS ETF	0	1.255.327	1.255.327
**D	UBS ETF	0	3.418.228	3.418.228
**D	UBS ETF	0	474.793	474.793
**D	UBS ETF	0	244.072	244.072
**D	UBS ETF	0	239.435	239.435
**D	UBS ETF	0	6.713	6.713
**D	UBS ETF	0	162.097	162.097
**D	UBS ETF	0	102.504	102.504
**D	UBS ETF	0	45.407	45.407
**D	UBS ETF	0	347.039	347.039
**D	UBS ETF	0	336.846	336.846
**D	TRT FOR RET MED DEN & LIFE INS PL OF THE ARMY&AIR FORCE EX SRV	0	201.296	201.296

2051

[Handwritten signature]

LISTA ESITO DELLE VOTAZIONE
 Oggetto: Determinazione del compenso dei componenti il Consiglio di Amministrazione
 FAVOREVOLI

Badge	Ragione Sociale	Proprio	Delega	Totale
**D	THE RETIREMENT ANN PL FOR EMPL OF THE ARMY&AIR FORCE EX	0	493.589	493.589
**D	ABERDEEN SELECT INTERNATIONAL EQUITY FUND	0	608.500	608.500
**D	RUSSELL INVESTMENT COMPANY II PLC	0	326.034	326.034
**D	STATE STREET INTERNATIONAL STOCK SELECTION FUND	0	184.871	184.871
**D	SANFORD C. BERNSTEIN FUND, INC. - INTERNATIONAL	0	2.168.260	2.168.260
**D	LAZARD INTERNATIONAL STRATEGIC EQUITY PORTFOLIO	0	15.497.357	15.497.357
**D	LAZARD INTERNATIONAL EQUITY PORTFOLIO	0	7.199.309	7.199.309
**D	GLOBAL INTREPID - CANADA FUND	0	20.847	20.847
**D	IBM 401K PLUS PLAN	0	1.507.975	1.507.975
**D	AMERICAN AIRLINES INC., MASTER FIXED BENEFIT PENSION TRUST	0	1.258.863	1.258.863
**D	GENERAL CONFERENCE CORPORATION OF SEVENTH DAY	0	108.022	108.022
**D	STATE OF ALASKA RETIREMENT AND BENEFITS PLANS	0	1.773.213	1.773.213
**D	COLLEGE RETIREMENT EQUITIES FUND	0	11.939.566	11.939.566
**D	COLLEGE RETIREMENT EQUITIES FUND	0	7.031.719	7.031.719
**D	TIIA-CREF INTERNATIONAL EQUITY INDEX FUND	0	3.765.318	3.765.318
**D	TIIA - CREF LIFE FUNDS -INTERNATIONAL EQUITY FUND	0	7.999.819	7.999.819
**D	CONAGRA FOODS MASTER PENSION TRUST	0	81.288	81.288
**D	PACE INTERNATIONAL EQUITY INVESTMENTS	0	113.109	113.109
**D	RUSSELL INVESTMENT COMPANY - RUSSELL INTERN DEVELOPED MKT	0	938.936	938.936
**D	MERCY HEALTH	0	1.103.926	1.103.926
**D	MASSACHUSETTS LABORERS PENSION FUND	0	289.699	289.699
**D	BOSTON RETIREMENT SYSTEM	0	136.412	136.412
**D	VALIC COMPANY I - INTERNATIONAL EQUITIES INDEX FUND	0	153.552	153.552
**D	VALIC COMPANY I - GLOBAL STRATEGY FUND	0	669.953	669.953
**D	FOUNDATION LUCIE ET ANDRE CHAGNON	0	105.249	105.249
**D	BRIGHTHOUSE FUNDS TRUST II - METLIFE MSCI EAFE INDEX PTF	0	62.900	62.900
**D	STATE OF MINNESOTA	0	578.188	578.188
**D	RUSSELL INVESTMENT FUNDS INTERNATIONAL DEVELOPED MARKETS	0	5.256.054	5.256.054
**D	ALAMEDA COUNTY EMPLOYEES' RETIREMENT ASSOCIATION	0	198.232	198.232
**D	TRANSAMERICA INTERNATIONAL GROWTH	0	2.303.290	2.303.290
**D	MERCER NON-US CORE EQUITY FUND	0	4.614.700	4.614.700
**D	MERCER NON-US CORE EQUITY FUND	0	1.191.688	1.191.688
**D	JOHN HANCOCK LIFE AND HEALTH INSURANCE COMPANY	0	1.238.100	1.238.100
**D	TRANSAMERICA GREYSTONE INTERNATIONAL	0	435.033	435.033
**D	SPDR MSCI ACWI EX-US ETF	0	1.899.400	1.899.400
**D	SPDR S&P GLOBAL INFRASTRUCTURE ETF	0	485.660	485.660
**D	SPDR PORTFOLIO DEVELOPED WORLD EX-US ETF	0	1.376.623	1.376.623
**D	ORANGE COUNTY EMPLOYEES RETIREMENT SYSTEM	0	1.996.960	1.996.960
**D	MORGAN STANLEY INSTITUTIONAL PD TR - GLOBAL STRATEGIST ETF	0	1.265.604	1.265.604
**D	MORGAN STANLEY VAR INS FUND, INC. GLOBAL STRATEGIST PORTFOLIO	0	33.642	33.642
**D	STATE OF MONTANA BOARD OF INVESTMENTS	0	4.573	4.573
**D	EUROPE INVESTMENT FUND	0	120.941	120.941
**D		0	116.464	116.464

lose

[Handwritten signature]

LISTA ESITO DELLE VOTAZIONE
 Oggetto: Determinazione del compenso dei componenti il Consiglio di Amministrazione
 FAVOREVOLI

Badge	Ragione Sociale	Proprio	Delega	Totale
**D	WELLINGTON DIVERSIFIED INFLATION HEDGES FUND	0	116.049	116.049
**D	MERCY HEALTH RETIREMENT TRUST	0	145.652	145.652
**D	TRUTH INITIATIVE FOUNDATION	0	18.774	18.774
**D	MAJOR LEAGUE BASEBALL PLAYERS PENSION PLAN	0	349.600	349.600
**D	ULTRA SERIES FUND-INTERNATIONAL STOCK FUND	0	74.132	74.132
**D	MADISON INTERNATIONAL STOCK FUND	0	45.412	45.412
**D	SPDR STOXX EUROPE 50 ETF	0	140.061	140.061
**D	SPDR DJ EURO STOXX 50 ETF	0	4.902.284	4.902.284
**D	INTERNATIONAL ALPHA SELECT COMMON TRUST FUND	0	160.757	160.757
**D	COMMON TRUST ITALY FUND	0	7.779.930	7.779.930
**D	WORLD INDEX OLUS SECURITIES LENDING COMMON TRUST FUND	0	241.126	241.126
**D	NATWEST TR AND DEP SERV LTD AS TRUSTEE O LF PRUD EURO QIS FD	0	25.700	25.700
**D	SPDR S+P WORLD EX AUSTRALIA FUND	0	121.450	121.450
**D	AB GLOBAL RESEARCH INSIGHTS FUND	0	152.563	152.563
**D	ARGO GLOBAL LISTED INFRASTRUCTURE LIMITED	0	88.919	88.919
**D	RUSSELL INVESTMENTS LOW CARBON GLOBAL SHARES FUND	0	37.677	37.677
**D	EMERGENCY SERVICES SUPERANNUATION SCHEME	0	360.681	360.681
**D	FIRST STATE SUPERANNUATION SCHEME	0	1.078.242	1.078.242
**D	FIRST STATE SUPERANNUATION SCHEME	0	176.844	176.844
**D	RUSSELL INVESTMENTS TAX EFFECTIVE GLOBAL SHARES FUND	0	300.134	300.134
**D	RUSSELL INVESTMENTS GLOBAL LISTED INFRASTRUCTRE FUND	0	84.257	84.257
**D	PINNACLE BNY MELLON GLOBAL INFRASTRUCTURE YIELD	0	200.832	200.832
**D	STATE STREET GLOBAL EQUITY FUND	0	13.647	13.647
**D	STATE STREET LOW CARBON ESG INTERNATIONAL	0	12.000	12.000
**D	AXA IM SUSTAINABLE EQUITY FUND	0	924.886	924.886
**D	RETAIL EMPLOYEES SUPERANNUATION TRUST	0	846.108	846.108
**D	REST AB TRUST	0	11.420	11.420
**D	INTERNATIONAL EQUITIES SECTOR TRUST	0	2.691.331	2.691.331
**D	SUNSUPER SUPERANNUATION FUND	0	25.114	25.114
**D	UBS IQ MSCI WORLD EX AUSTRALIA ETHICAL ETF	0	5.221	5.221
**D	UBS IQ MSCI EUROPE ETHICAL ETF	0	7.764	7.764
**D	VEMC INTERNATIONAL EQUITY TRUST 1	0	16.522	16.522
**D	VEMC INTERNATIONAL EQUITY TRUST 2	0	124.414	124.414
**D	STATE STREET GLOBAL INDEX PLUS TRUST	0	46.644	46.644
**D	RUSSELL INVESTMENTS INTERNATIONAL SHARES FUND	0	257.258	257.258
**D	STATE STREET INTERNATIONAL EQUITIES INDEX TRUST	0	178.641	178.641
**D	BLACKROCK AM SCHWEIZ AG OBO BIFS WORLD EX SWITZ EQ	0	5.740.065	5.740.065
**D	PEOPLE'S BANK OF CHINA	0	2.076.420	2.076.420
**D	FLOURISH INVESTMENT CORPORATION	0	2.991.158	2.991.158
**D	PEOPLE'S BANK OF CHINA	0	5.433.529	5.433.529
**D	BEST INVESTMENT CORPORATION	0	1.311.144	1.311.144
**D	THE TRUSTEES OF BP PENSION FUND	0	2.714.875	2.714.875
**D	NEW AIRWAYS PENSION SCHEME	0		

2053

[Handwritten signature]

LISTA ESITO DELLE VOTAZIONE

Oggetto: Determinazione del compenso dei componenti il Consiglio di Amministrazione
FAVOREVOLI

Badge	Ragione Sociale	Proprio	Delega	Totale
**D	IFML VITALITY FUNDS - IFML VITALITY MULTI-ASSET INCOME FUND	0	7.145	7.145
**D	FIRSTRAND BANK LIMITED ATE THE INVESTEC WORLDWIDE	0	14.237	14.237
**D	THE TRUSTEES OF CONOCOPHILLIPS PENSION PLAN	0	130.547	130.547
**D	FAMILY INVESTMENTS CHILD TRUST FUND	0	229.557	229.557
**D	FAMILY INVESTMENTS GLOBAL ICVC FAMILY BALANCED INT FUND	0	148.141	148.141
**D	NOTTINGHAMSHIRE COUNTY COUNCIL PENSION FUND	0	455.757	455.757
**D	HSBC AS TRUSTEE FOR SSGA EUROPE EX UK EQUITY TRACKER FUND	0	7.272.268	7.272.268
**D	NATWEST TRU+DEP SERV LTD AT OF ST JAMES'S PL ALT ASS UN TR	0	1.196.419	1.196.419
**D	NATWEST TRU+DEP SERV LTD ATO ST. JAMES'S PL GR EURO PROG UN TR	0	2.408.024	2.408.024
**D	NATWEST TRU+DEP SERV LTD ATO ST. JAMES'S PL BAL MANAGED UN TR	0	5.948.632	5.948.632
**D	NATWEST TRU+DEP SERV LTD ATO ST. JAMES'S PL CONT EURO UN TR	0	1.239.290	1.239.290
**D	NATWEST TRU+DEP SERV LTD ATO ST. JAMES'S PL GL EQ UN TR	0	13.431.446	13.431.446
**D	THE TRUSTEES OF THE GE UK PENSION COMMON INVESTMENT	0	364.073	364.073
**D	NATWEST TRU+DEP SERV LTD ATO ST. JAMES'S PL MULTI ASS UN TR	0	313.447	313.447
**D	MANAGED TRU+DEP SERV LTD ATO ST. JAMES'S PL MULTI ASS UN TR	0	5.323.114	5.323.114
**D	THE TRUSTEES OF STAGECOACH GROUP PENSION SCHEME	0	220.095	220.095
**D	THE TRUSTEES OF STAGECOACH GROUP PENSION SCHEME	0	380.200	380.200
**D	OLD MUTUAL INVESTMENT GROUP (PTY) LTD	0	11.718	11.718
**D	OLD MUTUAL LIFE ASSURANCE COMPANY (SOUTH AFRICA) LIMITED	0	78.814	78.814
**D	ALLIANZ INT INV FDS - ALLIANZ BEST STYLES GLOBAL AC EQUITY	0	70.458	70.458
**D	ALLIANZ UK+EUROPEAN INV FDS-ALLIANZ EUROPEAN EQUITY	0	125.294	125.294
**D	ALLIANZ UK + EUROPEAN INV FUNDS-ALLIANZ UK EQUITY	0	90.000	90.000
**D	HBOS INTERNATIONAL INV FUNDS ICVC- EUROPEAN FUND	0	833.105	833.105
**D	HBOS INTERNATIONAL INV FUNDS ICVC- INTERNATIONAL	0	1.682.995	1.682.995
**D	AVIVA LIFE PENSIONS UK LIMITED.	0	48.143	48.143
**D	ALGEMEEN PENSIOENFONDS VAN CURAÇAO	0	175.766	175.766
**D	EAST RIDING PENSION FUND	0	913.248	913.248
**D	ES ALLIANCE BERNSTEIN UK OEIC ALL BERN EUR (EX UK) EQ ES F	0	902.312	902.312
**D	ES ALLIANCEBERNSTEIN UK OEIC - ES AB LOW VOLATILITY GLOB EQ F	0	5.200	5.200
**D	THE TRUSTEES OF GOLDMAN SACHS UK RETIREMENT PLAN	0	18.087	18.087
**D	M+G INVESTMENT FUNDS (1)- M+G EUROPEAN INDEX	0	117.417	117.417
**D	M+G INVESTMENT FUNDS (1)- M+G GLOBAL THEMES FUND	0	3.656.333	3.656.333
**D	M+G INVESTMENT FUNDS (10) M+G GLOBAL LISTED	0	1.785.803	1.785.803
**D	M+G INVESTMENT FUNDS (4)- M+G SUSTAINABLE MULTI	0	11.705	11.705
**D	STICHTING PHILIPS PENSIOENFONDS	0	1.300.416	1.300.416
**D	VANGUARD INVESTMENTS FUNDS ICVC - VANGUARD	0	20.190	20.190
**D	VANGUARD INV FDS ICVC-VANG FTSE DEV WOR LD EX - UK EQ IND	0	1.793.118	1.793.118
**D	VANGUARD INV F ICVC-VANGUARD FTSE DEV EUROPE EX-UK EQ INDEX	0	3.275.421	3.275.421
**D	VANGUARD INV FUNDS ICVC-VANGUARD FTSE GLOB ALL CAP IND FUND	0	74.370	74.370
**D	SCOTTISH WID INV SOLS F ICVC - EDAMNTL LOW VOL IND GLO EQ F	0	244.003	244.003
**D	PUBLIC AUTHORITY FOR SOCIAL INSURANCE	0	67.830	67.830
**D	SCOTTISH WIDOWS INV SOL F ICVC- FUNDAMENTAL INDEX	0	962.455	962.455
**D	INVESTEC FUNDS SERIES I- DIVERSIFIED INCOME FUND	0	1.451.348	1.451.348

1056

A

EA

LISTA ESITO DELLE VOTAZIONE
 Oggetto: Determinazione del compenso dei componenti il Consiglio di Amministrazione
 FAVOREVOLI

Badge	Ragione Sociale	Proprio	Delega	Totale
**D	ARAB BANK FOR ECONOMIC DEVELOPMENT IN	0	72.022	72.022
**D	SCOTTISH WIDOWS OVERSEAS GROWTH INV F ICVC - EURO GROWTH	0	2.281.593	2.281.593
**D	SCOTTISH WIDOWS OVERSEAS GROWTH INV FUNDS ICVC-GLOBAL	0	843.665	843.665
**D	SCOTTISH WIDOWS INV SOLUTIONS F ICVC- EUROPEAN (EX UK) EQ FD	0	1.630.061	1.630.061
**D	PACE INTERNATIONAL EQUITY INVESTMENTS	0	365.995	365.995
**D	CATHOLIC ENDOWMENT FUND, LP	0	10.895	10.895
**D	MAINSTAY INTERNATIONAL OPPORTUNITIES FUND	0	74.796	74.796
**D	GMO BENCHMARK-FREE FUND	0	1.785.038	1.785.038
**D	GMO STRATEGIC OPPORTUNITIES ALLOCATION FUND	0	5.648	5.648
**D	GMO IMPLEMENTATION FUND	0	4.911.176	4.911.176
**D	PINEBRIDGE GLOBAL DYNAMIC ASSET ALLOCATION FUND LLC	0	1.232	1.232
**D	MEDIOLANUM GESTIONE FONDI SGR - FLESSIBILE FUTURO ITALIA	0	14.000.000	14.000.000
**D	MEDIOLANUM GESTIONE FONDI SGR - FLESSIBILE SVILUPPO ITALIA	0	2.000.000	2.000.000
**D	MEDIOLANUM GESTIONE FONDI SGR - FLESSIBILE VALORE GLOBALE LUGLIO 2022	0	51.949	51.949
**D	EPSILON SGR - EPSILON MULTIASET VALORE GLOBALE MARZO 2022	0	35.584	35.584
**D	EPSILON SGR - EPSILON MULTIASET VALORE GLOBALE SETE 2021	0	70.451	70.451
**D	EPSILON SGR - EPSILON FLESSIBILE AZIONI EURO SETTEMBRE 2020	0	80.913	80.913
**D	EPSILON SGR - EPSILON QVALUE	0	18.946	18.946
**D	EPSILON SGR - EPSILON MULTIASET 3 ANNI LUGLIO 2020	0	614	614
**D	EPSILON SGR - EPSILON FLESSIBILE AZIONI EURO GIUGNO 2021	0	5.400	5.400
**D	EPSILON SGR - EPSILON FLESSIBILE VALORE GLOBALE GIUGNO 2021	0	162.460	162.460
**D	EPSILON SGR - EPSILON MULTIASET VALORE GLOBALE DIC 2021	0	64.081	64.081
**D	EPSILON SGR - EPSILON DLONGRUN	0	1.418	1.418
**D	EPSILON SGR - EPSILON FLESSIBILE AZIONI EURO NOVEMBRE 2020	0	58.287	58.287
**D	EPSILON SGR - EPSILON FLESSIBILE AZIONI EURO APRILE 2021	0	8.157	8.157
**D	EPSILON SGR - EPSILON MULTIASET VALORE GLOBALE MAGGIO 2022	0	64.823	64.823
**D	EPSILON SGR - EPSILON MULTIASET 3 ANNI MAGGIO 2020	0	1.221	1.221
**D	EPSILON SGR - EPSILON EQUITY	0	12.780	12.780
**D	EPSILON SGR - EPSILON ALLOCAZIONE TATTICA GIUGNO 2020	0	16.407	16.407
**D	EPSILON SGR - EPSILON FLESSIBILE AZIONI EURO FEBBRAIO 2021	0	19.193	19.193
**D	EPSILON SGR - EPSILON QRETURN	0	105.048	105.048
**D	EURIZON CAPITAL SGR - EURIZON PIR ITALIA 30	0	8.342	8.342
**D	EURIZON CAPITAL SGR - EURIZON TOP SELEC CRESCITA DIC 2023	0	2.230	2.230
**D	EURIZON CAPITAL SGR - EURIZON TOP SELEC EQUILIBRIO GIU 2024	0	3.761	3.761
**D	EURIZON CAPITAL SGR - EURIZON TOP SELEC EQUILIBRIO DIC 2024	0	2.874	2.874
**D	EURIZON CAPITAL SGR - EURIZON TOP SELEC CRESCITA DIC 2024	0	7.602	7.602
**D	EURIZON CAPITAL SGR - EURIZON PROGETTO ITALIA 70	0	2.558.931	2.558.931
**D	EURIZON CAPITAL SGR - EURIZON PIR ITALIA AZIONI	0	340.436	340.436
**D	EURIZON CAPITAL SGR - EURIZON AZIONI ITALIA	0	2.841.162	2.841.162
**D	EURIZON CAPITAL SGR - EURIZON RENDITA	0	64.259	64.259
**D	EURIZON CAPITAL SGR - EURIZON MULTIASET TRENO DICEMBRE 2022	0	6.949	6.949
**D	EURIZON CAPITAL SGR - EURIZON TOP SELEC EQUILIBRIO MAG 2024	0	2.320	2.320
**D	EURIZON CAPITAL SGR - EURIZON TOP SELEC CRESCITA MAR 2025	0	5.194	5.194

A

EP

LOSS

LISTA ESITO DELLE VOTAZIONI
 Oggetto: Determinazione del compenso dei componenti il Consiglio di Amministrazione
 FAVOREVOLI

Badge	Ragione Sociale	Proprio	Delega	Totale
**D	EURIZON CAPITAL SGR - EURIZON GLOBAL MULTIASSET SELEC SET 22	0	20.300	20.300
**D	EURIZON CAPITAL SGR - EURIZON TOP SELEC EQUILIBRIO MAR 2024	-0	2.703	2.703
**D	EURIZON CAPITAL SGR - EURIZON TOP SELEC CRESCITA MAR 2024	0	3.799	3.799
**D	EURIZON CAPITAL SGR - EURIZON TOP SELEC CRESCITA MAR 2024	0	5.336	5.336
**D	EURIZON CAPITAL SGR - EURIZON TOP SELEC CRESCITA GIU 2024	0	7.102	7.102
**D	EURIZON CAPITAL SGR - EURIZON TOP SELEC CRESCITA SET 2024	0	4.597	4.597
**D	EURIZON CAPITAL SGR - EURIZON TOP SELEC EQUILIBRIO SET 2024	0	3.171	3.171
**D	EURIZON CAPITAL SGR - EURIZON TOP SELEC EQUILIBRIO MAR 2025	0	2.635.723	2.635.723
**D	EURIZON CAPITAL SGR - EURIZON PROGETTO ITALIA 40	0	507.729	507.729
**D	EURIZON CAPITAL SGR - EURIZON AZIONI EUROPA	0	208.178	208.178
**D	EURIZON CAPITAL SGR - EURIZON AZIONI INTERNAZIONALI	0	429.170	429.170
**D	EURIZON CAPITAL SGR - EURIZON AZIONI AREA EURO	0	8.164	8.164
**D	EURIZON CAPITAL SGR - EURIZON TOP SELEC CRESCITA SET 2024	0	1.518	1.518
**D	EURIZON CAPITAL SGR - EURIZON TOP SELEC CRESCITA MAG 2025	0	1.000	1.000
**D	EURIZON CAPITAL SGR - EURIZON TOP SELEC EQUILIBRIO MAG 2025	0	43.957	43.957
**D	STG PFDS CORE EXPRES MANDAAT ALLIANCE CAPITA	0	3.825.309	3.825.309
**D	STICHTING PENSIOENFONDS PGB UBS- MSCI EUROPE EQUITY PASSIVE	0	190.443	190.443
**D	STICHTING PENSIOENFONDS PGB UBS- GLOBAL EQUAL WEIGHTED EQUITY	0	131.545	131.545
**D	STICHTING TELEGRAAF PENSIOENFONDS 1959	0	408.587	408.587
**D	STG PFDS ACHMEA MANDAAT BLACKROCK	0	629.159	629.159
**D	STICHTING PENSIOENFONDS PGB	0	349.494	349.494
**D	ST BEW S.A. BEL.POOLS GLOB.EQ. FACTOR FUND	0	1.115.397	1.115.397
**D	STICHTING J.E. ASR ES G INDEXPLUS INST. FONDSSEN INZAKE EUROPA	0	542.108	542.108
**D	ALLIANZ AZIONI EUROPA	0	3.000.000	3.000.000
**D	ALLIANZ AZIONI ITALIA	0	11.683	11.683
**D	ALLIANZ GLOBAL STRATEGY 15	0	19.579	19.579
**D	ALLIANZ GLOBAL STRATEGY 30	0	197.567	197.567
**D	ALLIANZ GLOBAL STRATEGY 70	0	125.000	125.000
**D	ALLIANZ ITALIA 50 SPECIAL	0	160.416	160.416
**D	AGF EUROPEAN EQUITY FUND	0	148.399	148.399
**D	AGF GLOBAL REAL ASSETS FUND	0	188.154	188.154
**D	AGF ALL WORLD TAX ADVANTAGE GROUP LIMITED	0	213.111	213.111
**D	AGF ALL WORLD TAX ADVANTAGE GROUP LIMITED	0	280.273	280.273
**D	ACN HERWIT GLOBAL EQUITY FUND	0	494.027	494.027
**D	GLOBAL MANAGED VOLATILITY FUND	0	23.500	23.500
**D	PENSION PLAN FOR EMPLOYEES OF THE BUSINESS DEVEL.BANK OF CANADA	0	17.400	17.400
**D	SUPPLEMENTAL RETIREMENT PLAN OF THE BUSINESS DEVELOPMENT BANK OF	0	169.810	169.810
**D	THE CANADA LIFE ASSURANCE COMPANY	0	1	1
**D	COLLEGES OF APPLIED ARTS AND TECHNOLOGY PENSION P	0	220.848	220.848
**D	COLLEGES OF APPLIED ARTS AND TECHNOLOGY PENSION P	0	1	1
**D	CO-OPERATIVE SUPERANNUATION SOCIETY PENSION PLAN	0	8.126	8.126
**D	CANADIAN CHRISTIAN SCHOOL PENSION TRUST FUND	0	197.170	197.170
**D	CARLETON UNIVERSITY RETIREMENT PLAN	0	110.408	110.408
**D	THE CALGARY FOUNDATION	0		

1056

A

EP

Handwritten marks: a large 'A' and a signature 'EJ'.

LISTA ESITO DELLE VOTAZIONE
Oggetto: Determinazione del compenso dei componenti il Consiglio di Amministrazione
FAVOREVOLI

Badge	Ragione Sociale	Proprio	Delega	Totale
**D	ONTARIO POWER GENERATION INC	0	909.926	909.926
**D	THE ROYAL INST FOR THE ADVANCEMENT OF LEARNING MCGILL UNIVERSITY	0	52.195	52.195
**D	RENAISSANCE INTERNATIONAL EQUITY PRIVATE POOL	0	5.396	5.396
**D	RENAISSANCE INTERNATIONAL EQUITY PRIVATE POOL	0	44.603	44.603
**D	THE GREAT-WEST LIFE ASSURANCE COMPANY	0	118.400	118.400
**D	ACADIAN CORE INTERNATIONAL EQUITY FUND	0	33.834	33.834
**D	COUNSEL GLOBAL DIVIDEND	0	71.932	71.932
**D	COUNSEL DEFENSIVE GLOBAL EQUITY	0	14.444	14.444
**D	IPC MULTI-FACTOR INTERNATIONAL EQUITY	0	71.655	71.655
**D	IMPERIAL TOBACCO PENSION INVESTMENT TRUST FUND	0	106.884	106.884
**D	INCO ELECTED MASTER TRUST	0	1.579.978	1.579.978
**D	INVESTORS SUMMA SRI FUND	0	39.663	39.663
**D	BLACKROCK - IG INTERNATIONAL EQUITY POOL	0	60.385	60.385
**D	IPROFILE INTERNATIONAL EQUITY POOL	0	254.146	254.146
**D	IG MACKENZIE GLOBAL INFRASTRUCTURE CLASS	0	233.200	233.200
**D	IUOE LOCAL 793 MEMBERS PENSION BENEFIT TRUST OF ONTARIO	0	269.666	269.666
**D	LONDON LIFE INSURANCE COMPANY	0	1.449.269	1.449.269
**D	LONDON LIFE INSURANCE COMPANY	0	13.628	13.628
**D	LYSANDER-TRIASIMA ALL COUNTRY EQUITY FUND	0	8.190	8.190
**D	GLOBAL INFRASTRUCTURE EQUITY FUND LONDON CAPITAL	0	135.598	135.598
**D	SYMMETRY US EQUITY FUND	0	58.150	58.150
**D	MACKENZIE GLOBAL SUSTAINABILITY AND IMPACT BALANCED FUND	0	36.158	36.158
**D	MACKENZIE GLOBAL ENVIRONMENTAL EQUITY FUND	0	276.748	276.748
**D	MACKENZIE GLOBAL EQUITY FUND	0	124.216	124.216
**D	MACKENZIE INTERNATIONAL QUANTITATIVE LARGE CAP FUND	0	272.578	272.578
**D	MCGILL UNIVERSITY PENSION FUND	0	27.395	27.395
**D	MCLAN & PARTNERS GLOBAL EQUITY POOL	0	301.700	301.700
**D	MCKEAN & PARTNERS PRIVATE INTERNATIONAL EQUITY	0	468.200	468.200
**D	MACKENZIE MAXIMUM DIVERS ALL WORLD DEVELOPED EX NORTH AMERICA IE	0	16.691	16.691
**D	MACKENZIE INTERNATIONAL EQUITY INDEX EYE	0	14.663	14.663
**D	MACKENZIE MAX DIVERSIFICATION DEVELOPED EUR INDEX ETF	0	12.430	12.430
**D	MACKENZIE MAX DIVERSIFICATION ALL WORLD DEVELOPED IND ETF	0	42.919	42.919
**D	THE PENSION PLAN FOR EMPLOYEES OF MARINE ATLANTIC INC.	0	81.153	81.153
**D	THE GLENCORE CANADIAN PENSION FUNDS TRUST-FOREIGN EQUITY FUND	0	55.200	55.200
**D	NOVA SCOTIA PUBLIC SERVICE SUPERANNUATION FUND	0	495.379	495.379
**D	NOVA SCOTIA TEACHERS' PENSION FUND	0	374.412	374.412
**D	BMO CANADA PENSION PLAN	0	372.314	372.314
**D	PURPOSE INTERNATIONAL DIVIDEND FUND	0	22.783	22.783
**D	CC&L DIVERSIFIED INCOME PORTFOLIO	0	176.237	176.237
**D	RENAISSANCE GLOBAL EQUITY PRIVATE POOL	0	8.728	8.728
**D	RENAISSANCE GLOBAL EQUITY PRIVATE POOL	0	4.129	4.129
**D	RENAISSANCE REAL ASSETS PRIVATE POOL	0	4.752	4.752
**D		0	394.400	394.400

Handwritten mark: 'LOST'

LISTA ESITO DELLE VOTAZIONE
 Oggetto: Determinazione del compenso dei componenti il Consiglio di Amministrazione
 FAVOREVOLI

Badge	Ragione Sociale	Proprio	Delega	Totale
**D	TD EMERALD INTERNATIONAL EQUITYINDEX FUND	0	1.751.277	1.751.277
**D	TD INTERNATIONAL GROWTH FUND	0	7.474.978	7.474.978
**D	TD INTERNATIONAL INDEX FUND	0	318.786	318.786
**D	TD EUROPEAN INDEX FUND	0	54.252	54.252
**D	TD INTERNATIONAL STOCK FUND	0	1.162.400	1.162.400
**D	TD INTERNATIONAL EQUITY INDEX ETF	0	24.553	24.553
**D	TD Q GLOBAL MULTIFACTOR ETF	0	4.496	4.496
**D	GREYSTONE GLOBAL EQUITY FUND	0	116.887	116.887
**D	GREYSTONE INTERNATIONAL EQUITY FUND	0	1.513.200	1.513.200
**D	GREYSTONE INTERNATIONAL INCOME AND GROWTH FUND	0	183.900	183.900
**D	GREYSTONE INTERNATIONAL INCOME AND GROWTH FUND	0	263.266	263.266
**D	GREYSTONE GLOBAL INCOME AND GROWTH FUND	0	1.452.573	1.452.573
**D	IMPERIAL INTERNATIONAL EQUITY POOL	0	229.619	229.619
**D	IMPERIAL INTERNATIONAL EQUITY POOL	0	104.099	104.099
**D	IMPERIAL INTERNATIONAL EQUITY POOL	0	15.584	15.584
**D	IMPERIAL OVERSEAS EQUITY POOL	0	67.417	67.417
**D	IMPERIAL OVERSEAS EQUITY POOL	0	1.191.507	1.191.507
**D	ONTARIO POWER GENERATION INC	0	167.600	167.600
**D	UNIVERSITY OF GUELPH FOREIGN PROPERTY TRUST	0	66.200	66.200
**D	UNIVERSITY OF GUELPH	0	3.392	3.392
**D	THE WAWANESA MUTUAL INSURANCE COMPANY	0	387.915	387.915
**D	WINDWISE MSCI EAFE INDEX NON-LENDING, FUND FOR EXEMET ORG.	0	1.954.422	1.954.422
**D	BMO PRIVATE INTERNATIONAL EQUITY PORTFOLIO	0	224.830	224.830
**D	CIBC INTERNATIONAL INDEX FUND	0	50.285	50.285
**D	CIBC EUROPEAN INDEX FUND	0	41.023	41.023
**D	CIBC POOLED INTERNATIONAL EQUITY INDEX FUND	0	65.985	65.985
**D	EUROPEAN DIVIDEND GROWTH FUND	0	213.100	213.100
**D	GLOBAL DIVIDEND GROWTH SPLIT CORP.	0	113.025	113.025
**D	BROMPTON GLOBAL DIVIDEND GROWTHETF	0	40.333	40.333
**D	RENAISSANCE GLOBAL VALUE FUND	0	15.845.811	15.845.811
**D	ALLIANZ GLOBAL INVESTORS FUND	0	200.000	200.000
**D	SK THEMEN	0	400.000	400.000
**D	SK WELT	0	450.000	450.000
**D	SK EUROPA	0	26.127	26.127
**D	ALLIANZ SUISSE - STRATEGY FUND	0	217.100	217.100
**D	METALLRENTE FONDS PORTFOLIO	0	62.606	62.606
**D	PREMIUMMANDAT BALANCE	0	100.021	100.021
**D	PREMIUMMANDAT DYNAMIK	0	98.096	98.096
**D	ALLIANZ STIFTUNGSFONDS NACHHALTIGKEIT	0	1.236.652	1.236.652
**D	AZ EURO INVESTMENTS S.A.	0	69.413	69.413
**D	RF RENDITE PLUS	0	3.681.188	3.681.188
**D	AXA WORLD FUNDS	0	849.673	849.673
**D	BLACKROCK STRATEGIC FUNDS	0	555.480	555.480
**D	BLACKROCK GLOBAL INDEX FUNDS	0		

6088

R

GA

LISTA ESITO DELLE VOTAZIONE
 Oggetto: Determinazione del compenso dei componenti il Consiglio di Amministrazione
 FAVOREVOLI

Badge	Regione Sociale	Proprio	Delega	Totale
**D	INDEXIQ	0	194.290	194.290
**D	SERVICED PLATFORM SICAV	0	43.301	43.301
**D	GOLDMAN SACHS FUNDS	0	161.399	161.399
**D	GOLDMAN SACHS FUNDS	0	612.257	612.257
**D	GOLDMAN SACHS FUNDS II	0	101.104	101.104
**D	M&G (LUX) INVESTMENT FUNDS 1	0	1.826.053	1.826.053
**D	INVESTEC GLOBAL STRATEGY FUND	0	5.155.153	5.155.153
**D	ISHARES MSCI EAFE INTERNATIONAL INDEX FUND	0	3.433.611	3.433.611
**D	ISHARES MSCI EAFE INTERNATIONAL INDEX FUND	0	2.493.825	2.493.825
**D	BLACKROCK UTILITIES INFRASTRUCTURE AND POWER OPPORTUNITIES TRUST	0	1.848.653	1.848.653
**D	ISHARES MSCI ACWI ETF	0	1.390.169	1.390.169
**D	ISHARES MSCI ACWI EX US ETF	0	766.559	766.559
**D	ISHARES GLOBAL UTILITIES ETF	0	7.561.039	7.561.039
**D	ISHARES MSCI EUROZONE ETF	0	1.295.538	1.295.538
**D	ISHARES EUROPE ETF	0	29.934.723	29.934.723
**D	ISHARES MSCI EAFE ETF	0	6.597.453	6.597.453
**D	ISHARES MSCI EAFE VALUE ETF	0	27.474	27.474
**D	ISHARES MSCI KOKUSAI ETF	0	12.559.510	12.559.510
**D	ISHARES GLOBAL INFRASTRUCTURE ETF	0	4.913.056	4.913.056
**D	ISHARES MSCI ITALY ETF	0	4.783.190	4.783.190
**D	ISHARES INTERNATIONAL SELECT DIVIDEND ETF	0	1.779.814	1.779.814
**D	ISHARES EDGE MSCI MIN VOL EAFE ETF	0	24.087	24.087
**D	ISHARE EDGE MSCI MIN VOL EAFE INDEX FUND OF BLACKROCK FUNDS	0	2.872.260	2.872.260
**D	ISHARES CORE MSCI EUROPE ETF	0	24.405	24.405
**D	ISHARES EDGE MSCI MIN VOL EUROPE ETF	0	342.822	342.822
**D	ISHARES EDGE MSCI INTL MOMENTUM FACTOR ETF	0	642.875	642.875
**D	ISHARES EDGE MSCI INTL VALUE FACTOR ETF	0	1.514	1.514
**D	ISHARES EDGE MSCI INTL SIZE FACTOR ETF	0	159.232	159.232
**D	ISHARES INTERNATIONAL DIVIDEND GROWTH ETF	0	159.178	159.178
**D	ISHARES MSCI WORLD ETF	0	34.912.669	34.912.669
**D	ISHARES CORE MSCI EAFE ETF	0	6.598.557	6.598.557
**D	ISHARES CORE MSCI TOTAL INTERNATIONAL STOCK ETF	0	1.346.177	1.346.177
**D	ISHARES CORE MSCI INTERNATIONAL DEVELOPED MARKETS ETF	0	1.334.278	1.334.278
**D	ISHARES CORE MSCI EAFE IMI INDEX ETF	0	152.632	152.632
**D	ISHARES MSCI EUROPE IMI INDEX ETF	0	59.981	59.981
**D	ISHARES INTERNATIONAL FUNDAMENTAL INDEX ETF	0	43.111	43.111
**D	ISHARES GLOBAL MONTHLY DIVIDEND INDEX ETF (CAD-HEDGED)	0	20.448	20.448
**D	CONNECTICUT GENERAL LIFE INSURANCE COMPANY	0	209	209
**D	BLACKROCK STRATEGIC GLOBAL BOND FUND INC	0	391.548	391.548
**D	TOTAL INTERNATIONAL EX U.S. INDEX MASTER PORTFOLIO OF MASTER INV	0	61.431	61.431
**D	INTERNATIONAL TILTS MASTER PORTFOLIO OF MASTER INVESTMENT PORTFO	0	489.227	489.227
**D	PRINCIPAL GLOBAL INVESTORS COLLECTIVE INVESTMENT TRUST	0	138.238	138.238
**D	PRINCIPAL GLOB.INVES. COLLECT INVEST. TRUST INTER.GROWTH EQUITY	0	131.660	131.660
**D	AMERICAN CENTURY ETF TRUST-AVANTIS INTERNATIONAL EQUITY ETF	0		

losp

[Handwritten signature]

LISTA ESITO DELLE VOTAZIONE
 Oggetto: Determinazione del compenso dei componenti il Consiglio di Amministrazione
 FAVOREVOLI

Badge	Ragione Sociale	Proprio	Delega	Totale
**D	XEROX CANADA EMPLOYEES RETIREMENT PLAN	0	44.800	44.800
**D	ABERDEEN GLOBAL INFRASTRUCTURE FUND	0	232.100	232.100
**D	ARROWSTREET GLOBAL EQUITY ACWI TRUST FUND	0	234.011	234.011
**D	ARROWSTREET INTERNATIONAL EQUITY EAFE TRUST FUND	0	599.801	599.801
**D	ARROWSTREET INTERNATIONAL EQUITY ACWI EX US TRUST FUND	0	2.334.381	2.334.381
**D	ARROWSTREET INTERNATIONAL EQUITY ACWI EX US TRUST FUND	0	6.606	6.606
**D	AMERICAN BUREAU OF SHIPPING	0	910.538	910.538
**D	UNITED TECHNOLOGIES CORPORATION EMPLOYEE SAVINGS PLAN MASTER TRU	0	48.052	48.052
**D	BEAR CREEK INC.	0	52.900	52.900
**D	BROOKFIELD REAL ASSETS HYBRID MASTER FUND L.P. C O MAOLES CORPORATE SERVICES LIMITED	0	147.700	147.700
**D	MERCER DIOCESE OF BROOKLYN GROWTH STRATEGY	0	158.091	158.091
**D	MERCER DIOCESE OF BROOKLYN GROWTH STRATEGY	0	57.900	57.900
**D	MERCER DIOCESE OF BROOKLYN LAY PENSION INVESTMENT TRUST	0	48.415	48.415
**D	MERCER DIOCESE OF BROOKLYN LAY PENSION INVESTMENT TRUST	0	11.500	11.500
**D	MERCER DIOCESE OF BROOKLYN LAY PENSION INVESTMENT TRUST	0	1.242.553	1.242.553
**D	COMMONFUND SCREENED GLOBAL EQUITY, LLC	0	2.174.615	2.174.615
**D	AMERICAN FUNDS GLOBAL INSIGHT FUND	0	673.318	673.318
**D	AMERICAN FUNDS INTERNATIONAL VANTAGE FUND	0	971.520	971.520
**D	XTRACKERS (IE) PUBLIC LIMITED COMPANY	0	20.863	20.863
**D	MICROSOFT CORPORATION SAVINGS PLUS 401(K) PLAN	0	185.725	185.725
**D	ALLIANZGI BEST STYLES GLOBAL MANAGED VOLATILITY PORTFOLIO	0	8.555	8.555
**D	ALLIANZGI NEJ INTERNATIONAL VALUE FUND	0	18.941	18.941
**D	ALLIANZGI GLOBAL NATURAL RESOURCES FUND	0	82.994	82.994
**D	ALLIANZGI GLOBAL DYNAMIC ALLOCATION FUND	0	290.895	290.895
**D	ALLIANZGI BEST STYLES GLOBAL EQUITY FUND	0	564.073	564.073
**D	FEG SELECT	0	15.450	15.450
**D	FEDEX CORPORATION EMPLOYEES PENSION TRUST	0	202.850	202.850
**D	FRANKLIN LIBERTYOT INTERNATIONAL EQUITY INDEX ETF	0	71.307	71.307
**D	FRANKLIN TEMPLETON ETF TRUST - FRANKLIN FTSE EUROPE ETF	0	18.592	18.592
**D	FRANKLIN TEMPLETON ETF TRUST - FRANKLIN FTSE ITALY ETF	0	6.896	6.896
**D	FRANKLIN TEMPLETON ETF TRUST - FRANKLIN LIBERTYQ INT'L EQUITY HEDG	0	106.671	106.671
**D	FRANKLIN TEMPLETON ETF TRUST-FRANKLIN LIBERTYQ GLOBAL EQUITY ETF	0	4.041	4.041
**D	FRANKLIN FTSE EUROPE EX U.K. INDEX ETF	0	4.089	4.089
**D	FRANKLIN TEMPLETON ETF TRUST - FRANKLIN FTSE EUROPE HEDGED ETF	0	2.082	2.082
**D	HARBOR ROBECO INTERNATIONAL CONSERVATIVE EQUITIES FUND	0	439.605	439.605
**D	HARBOR ROBECO GLOBAL CONSERVATIVE EQUITIES FUND	0	525.376	525.376
**D	GUARDIAN GLOBAL UTILITIES VIP FUND	0	58.163	58.163
**D	GUARDIAN INTERNATIONAL VALUE VIP FUND	0	26.183	26.183
**D	THE GENERAL MOTORS CANADA HOURLY PLAN TRUST	0	27.399	27.399
**D	JOHN HANCOCK WORLDWIDE INVESTORS PUBLIC LIMITED COMPANY	0	13.268	13.268
**D	HAND COMPOSITE EMPLOYEE BENEFIT TRUST	0	4.014	4.014
**D	PIMCO BALANCED INCOME FUND (CANADA)	0	219.126	219.126
**D	HARTFORD MULTI-ASSET INCOME FUND	0	102.563	102.563
**D	THE HARTFORD BALANCED FUND	0		
**D	THE HARTFORD GLOBAL REAL ASSET FUND	0		

1060

(Handwritten mark)

(Handwritten mark)

LISTA ESITO DELLE VOTAZIONE
 Oggetto: Determinazione del compenso dei componenti il Consiglio di Amministrazione
 FAVOREVOLI

Badge	Ragione Sociale	Proprio	Delega	Totale
**D	AMERICAN FUNDS INSURANCE SERIES GROWTH INCOME FUND	0	8.712.341	8.712.341
**D	AMERICAN FUNDS FUNDAMENTAL INVESTORS	0	56.826.957	56.826.957
**D	AMERICAN FUNDS INSURANCE SERIES ASSET ALLOCATION FUND	0	24.000.000	24.000.000
**D	AMERICAN FUNDS INSURANCE SERIES GLOBAL GROWTH AND INCOME FUND	0	3.539.000	3.539.000
**D	AMERICAN FUNDS INSURANCE SERIES GLOBAL BALANCED FUND	0	88.100	88.100
**D	AMERICAN FUNDS INSURANCE SERIES CAPITAL INCOME BUILDER	0	2.264.384	2.264.384
**D	CAPITAL GROUP GLOBAL GROWTH COMMON TRUST (US)	0	1.531	1.531
**D	CAPITAL GROUP INTERNATIONAL GROWTH COMMON TRUST (US)	0	4.546	4.546
**D	CAPITAL GROUP US GROWTH AND INCOME COMMON TRUST (US)	0	803	803
**D	ROCHE U.S. RETIREMENT PLANS MASTER TRUST	0	435.761	435.761
**D	ROCHE U.S. RETIREMENT PLANS MASTER TRUST	0	1.410.789	1.410.789
**D	HERLTHONE	0	160.038	160.038
**D	HERITAGE AND STABILISATION FUND	0	1.575.638	1.575.638
**D	BROOKFIELD GLOBAL REAL ASSET FUND	0	17.700	17.700
**D	GLOBAL MULTI ASSET STRATEGY FUND	0	20.551	20.551
**D	WILLIAM BLAIR INTERNATIONAL GROWTH FUND	0	1.266.578	1.266.578
**D	WILLIAM BLAIR INSTITUTIONAL INTERNATIONAL GROWTH FUND	0	1.178.842	1.178.842
**D	WILLIAM BLAIR COLLECTIVE INVESTMENT TRUST	0	765.913	765.913
**D	WILLIAM BLAIR SYSTEMATIC INTERNATIONAL ALL CAP CORE FUND LLC	0	2.364	2.364
**D	KAISER FOUNDATION HEALTH PLAN INC RETIREE HEALTH AND WELFARE PLA	0	141.632	141.632
**D	FIRST CHURCH OF CHRIST SCIENTIST	0	5.284	5.284
**D	FIRST CHURCH OF CHRIST SCIENTIST	0	42.448	42.448
**D	LAZARD/WILMINGTON INTERNATIONAL EQUITY COLLECTIVE TRUST	0	1.659.094	1.659.094
**D	LAZARD/WILMINGTON COLLECTIVE TRUST	0	183.892	183.892
**D	JANUS CAPITAL MANAGEMENT LLC	0	110	110
**D	JOHNSON AND JOHNSON PENSION SAVINGS PLANS MASTER TRUST	0	2.872.523	2.872.523
**D	INTECH GLOBAL ALL COUNTRY ENHANCED INDEX FUND LLC	0	32.587	32.587
**D	SUNAMERICA SERIES TRUST-SA LEGG MASON TACTICAL OPPORTUNITIES FO	0	9.833	9.833
**D	SEASONS SERIES TRUST SA PUTNAM ASSET ALLOCATION DIVERSIFIED GROW	0	1.479	1.479
**D	SUNAMERICA SERIES TRUST SA JPM DIVERSIFIED BALANCED PORTFOLIO	0	38.219	38.219
**D	SUNAMERICA SERIES TRUST-SA GOLDMAN SACHS MULTI-ASSET INSIGHT PRT	0	55.309	55.309
**D	SEASONS SERIES TRUST SA MULTI-MANAGED INTERNATIONAL EQUITY PORTF	0	812	812
**D	SUNAMERICA SERIES TRUST SA BLACKROCK VCP GLOBAL MULTI ASSET PORT	0	64.005	64.005
**D	SUNAMERICA SERIES TRUST - SA SCHROEDERS VCP GLOBAL ALLOCATION PORT	0	20.926	20.926
**D	DWS GLOBAL INCOME BUILDER FUND	0	14.755	14.755
**D	DWS GLOBAL INCOME BUILDER VIP	0	267.270	267.270
**D	XP INTERNATIONAL EQUITY FUND	0	121.171	121.171
**D	KANSAS PUBLIC EMPLOYEES RETIREMENT SYSTEM	0	20.783	20.783
**D	KANSAS PUBLIC EMPLOYEES RETIREMENT SYSTEM	0	233.262	233.262
**D	CAYMAN ISLANDS CHAMBER OF COMMERCE PENSION FUND	0	2.083.135	2.083.135
**D	COUNTY OF LOS ANGELES DEFERRED COMPENSATION AND THRIFT PLAN	0	2.128.196	2.128.196
**D		0	71.740	71.740
**D		0	19.400	19.400

1061

27

LISTA ESITO DELLE VOTAZIONE

Oggetto: Determinazione del compenso dei componenti il Consiglio di Amministrazione FAVOREVOLI

Badge	Ragione Sociale	Proprio	Delega	Totale
**D	LVIP BLACKROCK GLOBAL ALLOCATION FUND	0	721.052	721.052
**D	LVIP MONDRIAN INTERNATIONAL VALUE FUND	0	3.017.144	3.017.144
**D	LVIP SSGA INTERNATIONAL INDEX FUND	0	1.821.236	1.821.236
**D	COUNTY OF LOS ANGELES SAVINGS PLAN D THRIFT PLAN	0	3.800	3.800
**D	RHUMBLINE INTERNATIONAL POOLED INDEX TRUST	0	155.397	155.397
**D	STICHTING PENSIOENFONDS WOMEN	0	203.705	203.705
**D	CIDEL INTERNATIONAL EQUITY FUND	0	1.361.957	1.361.957
**D	CIDEL BANK AND TRUST INC. CIDELPL	0	28.066	28.066
**D	CIDEL TRUST COMPANY	0	1.905	1.905
**D	CITY UNIVERSITY OF NEW YORK	0	32.770	32.770
**D	ABERDEEN GLOBAL ABSOLUTE RETURNSIR	0	11.549	11.549
**D	LAZARD INTERNATIONAL EQUITY (CANADA) FUND	0	15.737	15.737
**D	MAINSTAY CBRE GLOBAL INFRASTRUCTURE	0	57.426	57.426
**D	AB INTERNATIONAL STRATEGIC EQUITIES HARVESTING SERIES	0	1.277.877	1.277.877
**D	NUVEEN WINSLOW INTERNATIONAL LARGE CAP FUND	0	232.340	232.340
**D	NUVEEN REAL ASSET INCOME FUND	0	6.536	6.536
**D	NUVEEN REAL ASSET INCOME AND GROWTH FUND	0	2.507.988	2.507.988
**D	TALCOTT RESOLUTION LIFE INSURANCE COMPANY	0	64.647	64.647
**D	TEXAS MUNICIPAL RETIREMENT SYSTEM	0	1.126.492	1.126.492
**D	TEXAS MUNICIPAL RETIREMENT SYSTEM	0	486.319	486.319
**D	NEI GLOBAL REAL ASSETS INCOME ETF	0	350.696	350.696
**D	BURROUGHS WELLCOME FUND	0	96.454	96.454
**D	CITY OF NEW YORK GROUP TRUST	0	3.182.542	3.182.542
**D	ORIGIN INTERNATIONAL EQUITY FUND	0	52.000	52.000
**D	FIDELITY COMMONWEALTH TRUST II: FIDELITY INT'L ENHANCED INDEX FD	0	1.590.455	1.590.455
**D	FIDELITY COVINGTON TRUST: FIDELITY INTL VALUE FACTOR ETF	0	22.900	22.900
**D	FIDELITY COVINGTON TRUST: FIDELITY TARGETED INTL FACTOR ETF	0	15.952	15.952
**D	PIMCO RAE INTERNATIONAL FUND LLC	0	739.333	739.333
**D	PIMCO EQUITY SERIES: PIMCO DIVIDEND AND INCOME FUND	0	157.805	157.805
**D	PIMCO EQUITY SERIES: PIMCO RAE INTERNATIONAL FUND	0	1.163.100	1.163.100
**D	MAS PENSION SIEFORE BASICA 60-64 SA DE C.V.	0	188.779	188.779
**D	MAS PENSION SIEFORE BASICA 65-69, SA DE C.V.	0	123.282	123.282
**D	MAS PENSION SIEFORE BASICA 70-74, SA DE C.V.	0	116.128	116.128
**D	MAS PENSION SIEFORE BASICA 75-79 SA DE C.V.	0	107.325	107.325
**D	MAS PENSION SIEFORE BASICA 80-84, SA. DE C.V.	0	163.853	163.853
**D	MAS PENSION SIEFORE BASICA 85-89 SA DE C.V.	0	134.553	134.553
**D	MAS PENSION SIEFORE BASICA 90-94, SS DE C.V.	0	58.498	58.498
**D	PFM MULTI-MANAGER SERIES TRUST - PFM MULTI-MANAGER INTERNATIONAL	0	129.377	129.377
**D	PFM MULTI-MANAGER SERIES TRUST - PFM MULTI-MANAGER INTERNATIONAL	0	55.281	55.281
**D	ARROWSTREET (CANADA) GLOBAL ALL-COUNTRY FUND I	0	1.571.425	1.571.425
**D	ARROWSTREET (CANADA) GLOBAL ALL-COUNTRY FUND II	0	622.476	622.476
**D	ARROWSTREET (CANADA) INTERNATIONAL DEVELOPED MARKET EX US FUND I	0	136.048	136.048

2062

LISTA ESITO DELLE VOTAZIONE
 Oggetto: Determinazione del compenso dei componenti il Consiglio di Amministrazione
 FAVOREVOLI

Badge	Ragione Sociale	Proprio	Delega	Totale
**D	ARROWSTREET (CANADA) GLOBAL WORLD FUND I	0	358.255	358.255
**D	PUTNAM WORLD TRUST	0	15.868	15.868
**D	PES:PIMCO RAFI DYNAMIC MULTI-FACTOR INTERNATIONAL EQUITY ETF	0	15.805	15.805
**D	INTEL CORPORATION RETIREE MEDICAL PLAN TRUST	0	84.567	84.567
**D	ALASKA COMMON TRUST FUND	0	315.882	315.882
**D	RUSSELL INVESTMENTS INSTITUTIONAL FUNDS, LLC INTERNATIONAL EQUIT	0	254.601	254.601
**D	RUSSELL INVESTMENTS INSTITUTIONAL FUNDS, LLC GLOBAL LISTED INFRA	0	693.266	693.266
**D	RUSSELL INVESTMENTS INSTITUTIONAL FUNDS, LLC GLOBAL EQUITY PLUS	0	11.165	11.165
**D	SSGA MSCI ACWI EX-USA INDEX NON-LENDING DAILY TRUST	0	181.067	181.067
**D	SERVICES GROUP OF AMERICA INC	0	61.161	61.161
**D	STANDARD LIFE INVESTMENTS GLOBAL ABSOLUTE RETURN STRATEGIES MAST	0	343.056	343.056
**D	WILMINGTON TRUST COLLECTIVE INVESTMENT TRUST	0	268.444	268.444
**D	ROMAN CATHOLIC BISHOP OF SPRINGFIELD A CORPORATION SOLE	0	9.253	9.253
**D	INTEL RETIREMENT PLANS COLLECTIVE INVESTMENT TRUST	0	526.863	526.863
**D	INTEL RETIREMENT PLANS COLLECTIVE INVESTMENT TRUST	0	8.820	8.820
**D	TJ-NONQUALIFIED, LLC	0	127.406	127.406
**D	TENNESSEE CONSOLIDATED RETIREMENT SYSTEM	0	601.258	601.258
**D	TENNESSEE CONSOLIDATED RETIREMENT SYSTEM	0	6.114.351	6.114.351
**D	TJ-QUALIFIED, LLC	0	113.940	113.940
**D	VANGUARD FTSE DEVELOPED EUROPE ALL CAP INDEX ETF	0	111.556	111.556
**D	VANGUARD FTSE DEVELOPED ALL-CAP EX NORTH AMERICA INDEX ETF	0	504.346	504.346
**D	VANGUARD DEVELOPED ALL-CAP EX NORTH AMERICA EQUITY INDEX POOLED	0	42.381	42.381
**D	VANGUARD GLOBAL MOMENTUM FACTOR ETF	0	4.088	4.088
**D	VANGUARD FTSE DEVELOPED EX NORTH AMERICA HIGH DIVIDEND YIELD IND	0	13.189	13.189
**D	CAPITAL GROUP INTERNATIONAL EQUITY FUND (CANADA)	0	851.869	851.869
**D	CAPITAL GROUP CANADIAN FOCUSED EQUITY FUND (CANADA)	0	130.720	130.720
**D	CAPITAL GROUP GLOBAL BALANCED FUND (CANADA)	0	834.000	834.000
**D	CAPITAL GROUP CAPITAL INCOME BUILDER (CANADA)	0	134.062	134.062
**D	WELLS FARGO DIVERSIFIED INTERNATIONAL FUND	0	59.200	59.200
**D	WELLS FARGO MASTER TRUST INTERNATIONAL VALUE PORTFOLIO	0	1.405.800	1.405.800
**D	WELLS FARGO FACTOR-ENHANCED INTERNATIONAL PORTFOLIO	0	447.698	447.698
**D	WELLS FARGO BK DECL OF TRUST ESTABL INVEST FUNDS EMPLOYEE BEN TR	0	1.973.223	1.973.223
**D	WELLS FARGO COMPOUND GROWTH, L.P.	0	115.966	115.966
**D	WILMINGTON TRUST COLLECTIVE INVESTMENT TRUST	0	15.289	15.289
**D	VANGUARD ENERGY FUND	0	6.838.867	6.838.867
**D	VANGUARD TOTAL WORLD STOCK INDEX FUND	0	2.800.714	2.800.714
**D	VANGUARD DEVELOPED MARKETS INDEX FUND	0	50.029.780	50.029.780
**D	THE METHODIST HOSPITAL	0	378.100	378.100
**D	HC CAPITAL TRUST- THE INSTITUTIONAL INTERNATIONAL EQUITY PORTFOL	0	600.413	600.413
**D	HC CAPITAL TRUST- THE INSTITUTIONAL INTERNATIONAL EQUITY PORTFOL	0	325.353	325.353
**D	HC CAPITAL TRUST - THE ESG GROWTH PORTFOLIO	0	20.943	20.943
**D	HC CAPITAL TRUST- THE CATHOLIC SRI GROWTH PORTFOLIO	0	12.144	12.144
**D	ARKWRIGHT, LLC	0	43.303	43.303

2063

LISTA ESITO DELLE VOTAZIONE

Oggetto: Determinazione del compenso dei componenti il Consiglio di Amministrazione FAVOREVOLI

Badge	Ragione Sociale	Proprio	Delega	Totale
**D	HC CAPITAL TRUST - THE INTERNATIONAL EQUITY PORTFOLIO	0	199.184	199.184
**D	INTERNATIONAL MONETARY FUND	0	256.063	256.063
**D	INTERNATIONAL MONETARY FUND	0	274.787	274.787
**D	INTERNATIONAL MONETARY FUND	0	16.374	16.374
**D	PUTNAM VARIABLE TRUST - PUTNAM VT GLOBAL ASSET ALLOCATION FUND	0	363.625	363.625
**D	PUTNAM DYNAMIC ASSET ALLOCATION GROWTH FUND	0	244.514	244.514
**D	PUTNAM DYNAMIC ASSET ALLOCATION BALANCED FUND	0	84.072	84.072
**D	PUTNAM DYNAMIC ASSET ALLOCATION CONSERVATIVE FUND	0	28.052	28.052
**D	PUTNAM DYNAMIC ASSET ALLOCATION CONSERVATIVE FUND	0	298.672	298.672
**D	PUTNAM TOTAL RETURN TRUST	0	165.545	165.545
**D	PUTNAM RETIREMENT ADVANTAGE GAA GROWTH PORTFOLIO	0	45.497	45.497
**D	PUTNAM RETIREMENT ADVANTAGE GAA BALANCE PORTFOLIO	0	46.565	46.565
**D	PUTNAM RETIREMENT ADVANTAGE GAA CONSERVATIVE PORTFOLIO	0	91.135	91.135
**D	PUTNAM RETIREMENT ADVANTAGE GAA INCOME STRATEGIES PORTFOLIO	0	20.271	20.271
**D	PUTNAM RETIREMENT ADVANTAGE GAA EQUITY PORTFOLIO	0	39.720	39.720
**D	PUTNAM TOTAL RETURN FUND, LLC	0	10.323	10.323
**D	THE STATE OF NEVADA	0	8.592	8.592
**D	PUTNAM DYNAMIC ASSET ALLOCATION EQUITY FUND	0	1.984.266	1.984.266
**D	COHEN & STEERS REAL ASSETS FUND, INC	0	211.790	211.790
**D	COHEN & STEERS INFRASTRUCTURE FUND, INC.	0	6.698	6.698
**D	COHEN & STEERS GLOBAL INFRASTRUCTURE FUND, INC	0	509	509
**D	COHEN & STEERS ALTERNATIVE INCOME FUND, INC	0	165.645	165.645
**D	COHEN & STEERS, INC.	0	5.915.401	5.915.401
**D	INTERNATIONAL MONETARY FUND	0	37.943.171	37.943.171
**D	THORNBURG INTERNATIONAL VALUE FUND	0	267.133	267.133
**D	THORNBURG INVESTMENT INCOME BUILDER FUND	0	26.015	26.015
**D	THORNBURG BETTER WORLD INTERNATIONAL FUND	0	15.810	15.810
**D	THORNBURG BETTER WORLD INTERNATIONAL FUND	0	17.889	17.889
**D	CANADA PENSION PLAN INVESTMENT BOARD	0	2.695.950	2.695.950
**D	MUSASHI SMART PREMIA FUND	0	100.434	100.434
**D	ALLIANCEBERNSTEIN INTERNATIONAL ALL-COUNTRY PASSIVE SERIES	0	123.868	123.868
**D	ALLIANCEBERNSTEIN EUROPEAN OPPORTUNITIES SERIES	0	50.796	50.796
**D	TMCT, LLC	0	1.185.066	1.185.066
**D	TMCT II	0	5.791.206	5.791.206
**D	MCIC VERMONT A RECIPROCAL RISK RETENTION GROUP	0	1.504.660	1.504.660
**D	ALLIANCEBERNSTEIN DELAWARE BUSINESS TRUST - AB INTERNATIONAL STRATEGIC EQUITIES SERIES	0	937.286	937.286
**D	AB GLOBAL RESEARCH INSIGHTS SERIES	0	387.602	387.602
**D	ALLIANCEBERNSTEIN DELAWARE BUSINESS TRUST-AB GLOBAL RESEARCH INSIGHTS SERIES II	0	16.030	16.030
**D	ALLIANCEBERNSTEIN DELAWARE BUSINESS TRUST-AB GLOBAL RESEARCH INSIGHTS SERIES II	0	6.297	6.297
**D	LAZARD INTERNATIONAL STRATEGIC EQUITY TRUST	0	18.066	18.066
**D	LAZARD INTERNATIONAL EQUITY TRUST	0	4.195	4.195
**D	HOEHL FAMILY PARTNERS I LLC	0	1.769	1.769
**D	IPR TRUST OF ELIZABETH M. WEBSTER ROCKEFELLER TRUST COMPANY (DELAWARE)	0	2.171	2.171
**D	JAMES E. GRIFFITH FAMILY TRUST DTD9/30/1977	0		
**D	FERDINAND COLLOREDO-MANSFELD 2001 CHARITABLE REMAINDER UNITRUST	0		
**D	ANNE E. PENFIELD 1999 IRREVOCABLE TRUST	0		
**D	FRANZ F. COLLOREDO-MANSFELD 1999 IRREVOCABLE TRUST	0		

Handwritten mark resembling a stylized 'J' or '7'.

1064

LISTA ESITO DELLE VOTAZIONE
 Oggetto: Determinazione del compenso dei componenti il Consiglio di Amministrazione
 FAVOREVOLI

Badge	Ragione Sociale	Proprio	Delega	Totale
**D	RUDOLF J. COLLOREDO-MANSFELD 1999 IRREVOCABLE TRUST	0	1.758	1.758
**D	TRUST FOR MUTUAL UNDERSTANDING	0	44.341	44.341
**D	TRUST U/W JOHN D. ROCKEFELLER FROELIZABETH STRONG-CUEVAS	0	178.916	178.916
**D	THE FREEBAIRN CHARITABLE LEAD ANNUITY TRUST	0	6.922	6.922
**D	PALOMA RHEEM INVESTMENTS	0	81.022	81.022
**D	TRUST U/W MALINDA M. MENOTTI	0	4.155	4.155
**D	TR. B FBO DESCEN OF A MAUZTR B FBO DESCENDANTS ABBY R. MAUZE, E	0	86.505	86.505
**D	MAC STEMBERG IRREVOCABLE TRUST	0	7.324	7.324
**D	THOMAS G. STEMBERG LIMITED	0	21.955	21.955
**D	THE ROSEAM 2009 TRUST	0	5.398	5.398
**D	J.H. WADE FAMILY TRUST	0	104.283	104.283
**D	J.H. WADE LONG FAMILY TRUST	0	57.139	57.139
**D	J.H. E.V. WADE GST TRUST	0	7.499	7.499
**D	W.H. VANDERBILT TRUST E/B/O EMILY	0	5.595	5.595
**D	ELLERY SEDGWICK JR GRANCHILDRENS TR C/O THE ROCKFELLER TRUST CO (DE)	0	7.976	7.976
**D	ASHEFORTH PROPERTIES INC.	0	10.678	10.678
**D	ELLERYSEDGWICK	0	12.056	12.056
**D	ELLERY WATKINS SEDGWICK TRUST	0	8.791	8.791
**D	ELIZABETH SERGEANT SEDGWICK TRUST	0	8.824	8.824
**D	ELLERY SEDGWICK, III TRUST	0	15.017	15.017
**D	GEORGE AND MARGARET MCNEILL TIC	0	13.350	13.350
**D	MCNEILL GROUP, LTD	0	23.509	23.509
**D	MCNEILL CHARITABLE FOUNDATION	0	10.813	10.813
**D	THEODORE SEDGWICK MASTER TRUST	0	30.750	30.750
**D	ELLERY SEDGWICK III MASTER TRUST	0	39.809	39.809
**D	GST NON EXEMPT TRUST FBO WILLIAM	0	11.395	11.395
**D	GST NON EXEMPT TRUST FBO ELIZA O.	0	11.395	11.395
**D	ARTICLE 9 TRUST U/W GLADYS T PERKINS	0	16.661	16.661
**D	RICHARD S. PERKIN TRUST FBO WINNIE PERKIN GRAY	0	16.321	16.321
**D	TRUST 10/18/99 FBO ELIZA MILTONO-NEILL	0	50.017	50.017
**D	KALYNDA R. KLEMENTIS TRUST	0	37.732	37.732
**D	TRUST 05/15/79 MARILYN M. SIMPSON E/B/O KALYNDA KLEMENTIS	0	7.247	7.247
**D	TR. B FBO ABBY R SIMPSON TR B 8/03/60 FBO ABBY R. SIMPSON C/O THE ROCKEFELLER TRUST COMPANY	0	38.423	38.423
**D	CHARITABLE TRUST ART. NINTE U/W	0	61.280	61.280
**D	TRUST 12/30/69 E/B/O DESCENDANTS OF JOHN D. ROCKEFELLER 3RD	0	91.804	91.804
**D	TRUST U/A 4/1/93 E/B/O SANDRA FERR	0	71.632	71.632
**D	THE HOPI TRIBE	0	13.276	13.276
**D	EDWARD JOHN NOBLE FOUNDATION, INC	0	60.794	60.794
**D	THE FREEMAN FOUNDATION	0	597.573	597.573
**D	RCS INVESTMENT PARTNERS LLC	0	25.640	25.640
**D	WIN PROPERTIES	0	22.682	22.682
**D	THE STARR FOUNDATION	0	339.167	339.167

5965

LISTA ESITO DELLE VOTAZIONE

Objetto: Determinazione del compenso dei componenti il Consiglio di Amministrazione
FAVOREVOLI

Badge	Regione Sociale	Proprio	Delega	Totale
**D	BROOKLYN PUBLIC LIBRARY	0	13.851	13.851
**D	BRETT CARR UNITRUST	0	8.234	8.234
**D	JAMES NEWHOUSE ISSUE GST EXEMPT	0	8.480	8.480
**D	JAMES B. ORTWEIN RES TR FBO ROMAI	0	48.826	48.826
**D	LOEB ARTICLE THREE TRUST	0	27.737	27.737
**D	JAMES L. LOEB 1965 TRUST FBO JAMES L. JR	0	8.281	8.281
**D	LOEB FAMILY INVESTMENTS, LP	0	46.866	46.866
**D	JAMES L. LOEB 1962 TRUST FBO ELIZABETH FRIEDMAN	0	8.896	8.896
**D	DOUGLAS NEWHOUSE ISSUE GST	0	10.678	10.678
**D	DOUGLAS NEWHOUSE HOLLY BANNISTER	0	17.260	17.260
**D	ELERAN, L.L.C.	0	50.421	50.421
**D	TRUST B FBO RODMAN C. ROCKEFELLER	0	23.926	23.926
**D	TRUST 05/24/51 FBO ANN R. ROBERTS	0	12.479	12.479
**D	TR. B FBO SONS OF NELSON A ROCKEFELLER	0	22.717	22.717
**D	TR B 5/24/51 FBO MARY R MORGAN	0	14.439	14.439
**D	TRUST 11/04/64 FBO NELSON A. ROCKEFELLER, JR.	0	48.234	48.234
**D	TRUST 05/23/67 FBO MARK F. ROCKEFELLER	0	49.204	49.204
**D	TR B 10/20/76 N A ROCKEFELLER M F ROCKEFELLER CO., INC.	0	101.674	101.674
**D	TRUST 12/31/69 FBO DESCENDANTS OF LAURANCE S. ROCKEFELLER	0	141.518	141.518
**D	JAMES F. SULLIVAN 2006 MARITAL TRUST	0	73.869	73.869
**D	THE ANNA SHIELDS HAMLET 1967 TRUST	0	16.703	16.703
**D	THE ETTINGER FOUNDATION, INC.	0	7.255	7.255
**D	THE TRUSTEES OF THE DIOCESE OF SOUTH OHIO	0	18.083	18.083
**D	LARRY AND WENDY'S DESCENDANTS TRUST	0	3.734	3.734
**D	THE KRIMENDAHL/SAINT-AMAND FOUNDATION	0	11.261	11.261
**D	TRUST 12/16/76 FBO DESCENDANTS OF WINTHROP P. ROCKEFELLER	0	141.107	141.107
**D	INFINITY THREE TRUST	0	11.057	11.057
**D	RED RIVER FAMILY NON-EXEMPT TRUST	0	21.236	21.236
**D	LAWRENCE V. RAWL FAMILY TRUST	0	13.319	13.319
**D	ART 4 DESCENDANT TR/KELLY GUZIEJK	0	21.518	21.518
**D	KELLY R GUZIEJKA FAMILY TRUST	0	13.275	13.275
**D	1998 KELLY R. GUZIEJKA FAMILY TRUS	0	11.784	11.784
**D	KELLY R. GUZIEJKA REVOCABLE TRUST	0	9.896	9.896
**D	MARITAL TRUST U/A SIXTH OF R.G. ROCKEFELLER	0	26.321	26.321
**D	ROCKEFELLER - KING FAMILY 2012	0	10.200	10.200
**D	LIBRA FUND, LIMITED PARTNERSHIP	0	135.183	135.183
**D	LIBRA FUND OP, LP	0	207.186	207.186
**D	RFS OFCO LLC	0	6.151	6.151
**D	ROCKEFELLER GLOBAL EQUITY FUND II QP LP	0	506.542	506.542
**D	ROCKEFELLER GLOBAL EQUITY FUND II LP	0	185.978	185.978
**D	ROCKEFELLER BALANCED FUND, L.P.	0	403.727	403.727
**D	ROCKEFELLER GLOBAL EQ DIV YIELD	0	201.318	201.318
**D	ROCKEFELLER GLOBAL DIVIDEND GROWTH	0	177.952	177.952

LISTA ESITO DELLE VOTAZIONE

Oggetto: Determinazione del compenso dei componenti il Consiglio di Amministrazione
FAVOREVOLI

Badge	Ragione Sociale	Proprio	Delega	Totale
**D	ROCKEFELLER GLOBAL EQUITY FUND I, L.	0	192.531	192.531
**D	ROCKEFELLER GLOBAL EQUITY FUND III	0	1.126.760	1.126.760
**D	ROCKEFELLER INTERNATIONAL EQUITY FUN	0	408.628	408.628
**D	THE THOMPSON FAMILY FOUNDATION	0	84.965	84.965
**D	GARVIN NON-EXEMPT TR UW ANNE F.:70E::REGI//GARVIN	0	29.417	29.417
**D	MMR ENTERPRISES INC	0	4.511	4.511
**D	TENEDORA SELECTA, S.A.	0	4.866	4.866
**D	LOGISTICS DEVELOPMENT, INC	0	4.496	4.496
**D	THE HARLAN E. ANDERSON FOUNDATION	0	15.693	15.693
**D	THE BRIAN A. ANDERSON TRUST - 1976	0	13.924	13.924
**D	ALEC FREEMAN 2013 GST TRUST	0	3.758	3.758
**D	COLIN FREEMAN 2013 GST TRUST	0	3.758	3.758
**D	MARITAL TRUST UNDER STEVEN K. SYDNESS	0	23.265	23.265
**D	LISA H SYDNESS REVOCABLE TRUST	0	7.818	7.818
**D	THE EYE EAR FOUNDATION OF PITTBURGH	0	25.250	25.250
**D	VICTORIA CORP	0	41.779	41.779
**D	ACUERDO HOLDINGS INC	0	13.838	13.838
**D	TUK GLOBAL LTD	0	1.796	1.796
**D	PAX TRADING CORP	0	20.286	20.286
**D	FUITO HOLDINGS INC.	0	3.490	3.490
**D	THE ANNA SHIELDS HAMLET 1963 TRUST	0	6.551	6.551
2	COMPUTERSHARE SPA RAPPRESENTANTE DESIGNATO QUALE DELEGATO 135-UNDECIES TUF IN PERSONA DI ENRICO MONICELLI	0	0	0
**D	CASSA NAZIONALE DI PREVIDENZA E ASSISTENZA FORENSE	0	52.417.000	52.417.000
**D	FONDAZIONE ENPAM	0	32.077.115	32.077.115
3	COMPUTERSHARE SPA RAPPRESENTANTE DESIGNATO QUALE DELEGATO /SUBDELEGATO 135-NOVIES IN PERSONA DI ENRICO MONICELLI	0	0	0
**D	MINISTERO DELL'ECONOMIA E DELLE FINANZE	0	2.397.856.331	2.397.856.331
**D	HC RENTE	0	75.656	75.656
**D	SIEMENS-FONDS SIEMENS-RENTE	0	1.569.419	1.569.419
**D	SIEMENS DC BALANCED	0	44.012	44.012
***	SARDOC STEFANIA	0	1.000	1.000
Totale voti				
Percentuale votanti %	7.141.967.199			
Percentuale Capitale %	99,177606			
	70,248766			

2067

LISTA ESITO DELLE VOTAZIONE

Oggetto: Determinazione del compenso dei componenti il Consiglio di Amministrazione
CONTRARI

Badge	Ragione Sociale	Proprio	Delega	Totale
1	COMPUTERSHARE SPA RAPPRESENTANTE DESIGNATO QUALE SUBDELEGATO 135-NOVIES (ST.TREVISAN) IN PERSONA DI ENRICO MONICELLI	0	0	0
**D	CATHOLIC INVESTOR INTERNATIONAL EQUITY F	0	167.500	167.500
**D	FCP KLESIA K ACTIONS EURO	0	23.549	23.549
**D	FCP KLESIA K RETRAITE EURO	0	2.050.192	2.050.192
**D	FCP ERAFF ACT EURI AMUND	0	1.100.579	1.100.579
**D	ERAPP ACTION EURO III	0	5.300.000	5.300.000
**D	FCP ERAFF ACTIONS EUROS4 EDRAM	0	10.494.400	10.494.400
**D	SWISSCANTO ASSET MANAGEMENT AG	0	3.381.387	3.381.387
**D	REGARD ACTIONS DEVELOPEMENT DURABLE	0	285.000	285.000
**D	REGARD ACTIONS CROISSANCE	0	210.000	210.000
**D	CHOIX SOLIDAIRE	0	23.340	23.340
**D	REGARD ACTIONS EURO	0	500.000	500.000
**D	EPARGNE ETHIQUE ACTIONS	0	40.538	40.538
**D	ECOFI ACTIONS RENDEMENT	0	58.000	58.000
**D	ECOFI INVESTISSEMENT EURO	0	60.516	60.516
**D	ECOFI ACTIONS SCR	0	53.871	53.871
3	COMPUTERSHARE SPA RAPPRESENTANTE DESIGNATO QUALE DELEGATO / SUBDELEGATO 135-NOVIES IN PERSONA DI ENRICO MONICELLI	0	0	0
**D	FONDAZIONE FINANZA ETICA	0	250	250

Totale voti 23.749.122
 Percentuale votanti % 0,329794
 Percentuale Capitale % 0,233598

2068

LISTA ESITO DELLE VOTAZIONE
 Oggetto: Determinazione del compenso dei componenti il Consiglio di Amministrazione
 ASTENUTI

Badge	Ragione Sociale	Proprio	Delega	Totale
1	COMPUTERSHARE SPA RAPPRESENTANTE DESIGNATO QUALE SUBDELEGATO 135-NOVIES (ST. TREVISAN) IN PERSONA DI ENRICO MONICELLI	0	0	0
**D	NAZARETH LITERARY AND BENEVOLENT INSTITU	0	102.988	102.988
**D	CHALLENGE FUNDS - CHALLENGE ITALIAN EQUITY	0	2.000.000	2.000.000
**D	CHALLENGE ENERGY FUND 2	0	258.282	258.282
**D	CHALLENGE INTERNATIONAL EQUITY 2	0	76.114	76.114
**D	CHALLENGE EUROPEAN EQUITY 2	0	577.055	577.055
**D	CHALLENGE EUROPEAN EQUITY MGR	0	144.364	144.364
**D	MEDIC M STANLEY GBL SLTN 1 -CASH	0	211.984	211.984
**D	INFRASTRUCTURE OPPORTUNITY COLLECTION 2	0	310.757	310.757
**D	EUROPEAN COLLECTION	0	131.323	131.323
**D	DYNAMIC INTERNATIONAL VALUEOPPORTUNITY 1	0	958.845	958.845
**D	CHALLENGE EUROPEAN EQUITY	0	482.453	482.453
**D	MIFL BB EC EU EQ INCOME	0	98.503	98.503
**D	COUPON STRATEGY COLLECTION PERF	0	99.663	99.663
**D	OHIO NATIONAL FUND, INC. - ON INTERNATIONAL EQUITY PORTFOLIO	0	192.195	192.195
**D	OHIO NATIONAL FUND, INC. - ON FOREIGN PORTFOLIO	0	22.583	22.583

Totale voti 5.667.109

Percentuale votanti % 0,078697

Percentuale Capitale % 0,055742

106P

A

ES

LISTA ESITO DELLE VOTAZIONE
Oggetto: Determinazione del compenso dei componenti il Consiglio di Amministrazione
NON VOTANTI

Badge	Ragione Sociale	Proprio	Delega	Totale
1	COMPUTERSHARE SPA RAPPRESENTANTE DESIGNATO QUALE SUBELEGATO 135-NOVIES (ST. TREVISAN) IN PERSONA DI ENRICO MONICELLI	0	0	0
**D	BANCOPOSTA AZ INTERNAZIONALE	0	560.740	560.740
**D	BANCOPOSTA AZIONARIO EUR	0	980.109	980.109
**D	GIP ALTO INTL AZ	0	98.090	98.090
**D	BANCOPOSTA GLOBAL EQUITY LTE BANCOPOSTA	0	12.054	12.054
**D	GENERALI INVESTMENTS SICAV	0	115.159	115.159
**D	GENERALI INVESTMENTS SICAV	0	306.653	306.653
**D	GENERALI SMART FUNDS SICAV	0	230.805	230.805
**D	GENERALI EURO ACTIONS	0	49.250	49.250
**D	KAIROS INTERNATIONAL SICAV EUROPAESG	0	1.500.000	1.500.000
**D	KAIROS INTERNATIONAL SICAV - ITALIA	0	800.000	800.000
**D	KAIROS INTERNATIONAL SICAV - KEY	0	160.000	160.000
**D	KAIROS INTERNATIONAL SICAV - TARGET ITALY ALPHA	0	450.900	450.900
**D	BANCOPOSTA MIX 3	0	307.450	307.450
**D	BANCOPOSTA MIX 2	0	125.870	125.870
**D	BANCOPOSTA MIX 1	0	6.961	6.961
**D	POSTE INVESTO SOSTENIBILE BANCOPOSTA FON	0	151.656	151.656
**D	GENERALI MULTIPORTFOLIO SOLUTIONS SICAV	0	274.000	274.000
**D	INTERFUND SICAV INTERFUND EQUITY ITALY	0	5.964.000	5.964.000
**D	FIDEURAM ASSET MANAGEMENT (IRELAND) FONDITALIA EQUITY ITALY	0	3.500.000	3.500.000
**D	PRAMERICA SICAV	0	260.000	260.000
**D	FIDEURAM INVESTIMENTI SGR - FIDEURAM ITALIA	0	5.830.000	5.830.000
**D	FIDEURAM INVESTIMENTI SGR - PIANO AZIONI ITALIA	0	1.332.000	1.332.000
**D	FIDEURAM INVESTIMENTI SGR - PIANO BILANCIATO ITALIA 50	0	126.000	126.000
**D	FIDEURAM INVESTIMENTI SGR - PIANO BILANCIATO ITALIA 30	0	538.537	538.537
**D	EIS - EURO EQUITY INSURANCE CAPITAL LIGHT	0	182.341	182.341
**D	EIS PB EQUITY EUR	0	199.047	199.047
**D	EUF - EQUITY EURO LTE	0	21.276	21.276
**D	ISE - VALORE CEDOLA GLOBALE - 04/2015	0	120.355	120.355
**D	ISE - MULTIASET CEDOLA GLOBALE - 12/2015	0	971	971
**D	EPF - ABSOLUTE Q-MULTISTRATEGY	0	8.427	8.427
**D	EIS - MULTIASET RISK OVERLAY MODERATO	0	53.506	53.506
**D	EIS - MULTIASET RISK OVERLAY	0	172.125	172.125
**D	EUF - EQUITY ITALY SMART VOLATILITY	0	12.373	12.373
**D	ISE - VALORE CEDOLA GLOBALE - 09/2015	0	1.670	1.670
**D	ISE - MULTIASET ABSOLUTE 3 ANNI - 04/2016	0	1.187.843	1.187.843
**D	EUF - TOP EUROPEAN RESEARCH	0	46.693	46.693
**D	EPF - ENHANCED CONSTANT RISK CONTRIBUTION	0	750.000	750.000
**D	EUF - ACTIVE ALLOCATION	0	65.363	65.363
**D	ISE - GLOBAL INCOME MULTITRENDER - 09/2015	0	1.705	1.705
**D	ISE - MULTIASET ABSOLUTE 3 ANNI - 07/2016	0	467.031	467.031
**D	EUF - EQUITY EUROPE LTE	0	965.394	965.394
**D	EPF - Q-FLEXIBLE	0		

lofo

A

EP

LISTA ESITO DELLE VOTAZIONE

Oggetto: Determinazione del compenso dei componenti il Consiglio di Amministrazione
NON VOTANTI

Badge	Ragione Sociale	Proprio	Delega	Totale
**D	ISE - VALORE CEDOLA GLOBALE - 07/2015	0	12.539	12.539
**D	ISE - MULTIASSET CEDOLA GLOBALE - 02/2016	0	170.390	170.390
**D	EUF - ITALIAN EQUITY OPPORTUNITIES	0	835.090	835.090
**D	EFF - EURO Q-EQUITY	0	507.123	507.123
**D	ISE - GLOBAL DYNAMIC MULTITRENDER - 06/2015	0	18.083	18.083
**D	ISE - DYNAMIC INCOME MULTITRENDER - 01/2016	0	16.530	16.530
**D	EUF - EQUITY INNOVATION	0	309.788	309.788

Totale voti 29.805.897

Percentuale votanti % 0,413902

Percentuale Capitale % 0,293172

2020

LISTA ESITO DELLE VOTAZIONE

Oggetto: Piano 2020 di incentivazione di lungo termine destinato al management di Enel S.p.A. e/o di società da questa controllate ai sensi dell'art. 2359 del codice civile.
FAVOREVOLI

Badge	Ragione Sociale	Proprio	Delega	Totale
1	COMPUTERSHARE SPA RAPPRESENTANTE DESIGNATO QUALE SUBDELEGATO 135-NOVIES (ST.TREVISAN) IN PERSONA DI ENRICO MONICELLI	0		0
**D	ARCA FONDI SGR - FONDO ARCA AZIONI ITALIA	0	3.890.000	3.890.000
**D	ARCA FONDI SGR - FONDO ARCA ECONOMIA REALE BILANCIATO ITALIA 55	0	390.000	390.000
**D	JPMORGAN INVESTMENT FUNDS	0	22.845.692	22.845.692
**D	JPMORGAN FUNDS	0	11.888.892	11.888.892
**D	CAPITAL INTERNATIONAL FUND	0	5.314.277	5.314.277
**D	MORGAN STANLEY INVESTMENT FUNDS	0	148.434	148.434
**D	FRANKLIN TEMPLETON INVESTMENT FUNDS	0	9.337	9.337
**D	CAPITAL INTERNATIONAL FUND	0	119.000	119.000
**D	GERANA SICAV-SIF, S.A.	0	527.378	527.378
**D	T. ROWE PRICE FUNDS SICAV	0	9.966	9.966
**D	ARK LIFE ASSURANCE COMPANY LIMITED	0	374.152	374.152
**D	JPMORGAN FUNDS (IRELAND) ICAV	0	4.853	4.853
**D	BLACKROCK FUNDS I ICAV	0	6.482	6.482
**D	BLACKROCK INDEX SELECTION FUND	0	7.281.422	7.281.422
**D	UBS (IRL) INVESTOR SELECTION PLC 1	0	265.063	265.063
**D	THE JUPITER GLOBAL FUND SICAV	0	200.625	200.625
**D	SCHRODER INTERNATIONAL SELECTION FUND	0	2.691.075	2.691.075
**D	FEDERATED UNIT TRUST	0	158.900	158.900
**D	UNION INVESTMENT INSTITUTIONAL GMBH	0	990.371	990.371
**D	UNION INVESTMENT PRIVATFONDS GMBH	0	6.274.683	6.274.683
**D	UNIVERSAL INVEST SICAV	0	5.699.217	5.699.217
**D	BAYERNINVEST KVG MBH ELYSIUM MULTI ASSET	0	60.500	60.500
**D	BAYERNINVEST DIVIDENDE FONDS BAYERNINVEST	0	15.262	15.262
**D	BELIUS PENSIONFUNDS	0	579.960	579.960
**D	BAYERNINVEST KAPITALVERWALTUNGSGESELLSCH	0	51.369	51.369
**D	ZURICH COMPANHIA SEGUROS SA	0	98.785	98.785
**D	ERI BAYERNINVEST FONDS AKTIEN EUROPA	0	246.348	246.348
**D	BAYERNINVEST KAPITALVERWALTUNGSGESELLSCH MBH	0	34.900	34.900
**D	BAYERNINVEST VECO-FONDS B. KAPITALVERWALTUNGSGESELLSCH	0	79.259	79.259
**D	BAYERN INVEST LIBI-FONDS B. KAPITALVERWALTUNGSGESELLSCH	0	82.496	82.496
**D	BAYERNINVEST VALUE PLUS FONDS	0	204.700	204.700
**D	SCHWAB INTERNATIONAL INDEX FUND	0	3.573.131	3.573.131
**D	THE MASTER TRUST BANK OF JAPAN LTD	0	36.238	36.238
**D	THE MASTER TRUST BANK OF JAPAN LTD	0	137.876	137.876
**D	SEI INST INVEST TRUST WORLD EQ EX-US FUN	0	506.479	506.479
**D	JAPAN TRUSTEE SERVICES BANK LTD	0	48.153	48.153
**D	JAPAN TRUSTEE SERVICES BANK LTD	0	97.300	97.300
**D	JAPAN TRUSTEE SERVICES BANK LTD	0	12.354	12.354
**D	JAPAN TRUSTEE SERVICES BANK LTD	0	7.270	7.270
**D	THORNBERG INTERNATIONAL EQUITY	0	23.961	23.961
**D	SEI INST MANAG TR GLOBAL MANAG VOLAT FND	0	293.765	293.765

EM

2072

LISTA ESITO DELLE VOTAZIONE

Oggetto: Piano 2020 di incentivazione di lungo termine destinato al management di Enel S.p.A. e/o di società da questa controllate ai sensi dell'art. 2359 del codice civile.
FAVOREVOLI

Badge	Ragione Sociale	Proprio	Delega	Totale
**D	GIM SPECIALIST INVESTMENT FUNDS	0	48.309	48.309
**D	GIM TOKYO FD	0	56.165	56.165
**D	MF PICTET MULTI ASSET FUND	0	21.439	21.439
**D	MS HORIZONS MULTIACTIVOS GLOBAL PRUDENTE FUND	0	8.576	8.576
**D	MF/B WORLD EQUITY FUND	0	3.158	3.158
**D	JAPAN TRUSTEE SERVICES BANK LTD	0	48.400	48.400
**D	JAPAN TRUSTEE SERVICES BANK LTD	0	99.910	99.910
**D	SEI INST INV TRU SCREENED WOR EQ EX US F	0	40.010	40.010
**D	THORNBERG INTERNATIONAL EQUITY FUND	0	13.301	13.301
**D	JAPAN TRUSTEE SERVICES BANK LTD	0	37.241	37.241
**D	EUROPEAN EQUITY FUND INC.	0	340.000	340.000
**D	THE MASTER TRUST BANK OF JAPAN LTD	0	31.868	31.868
**D	SEI INSTITUT INTE TRUST INTERNAT EQTY FU	0	1.391.893	1.391.893
**D	PIONEER FLEXIBLE OPPORTUNITIES FUND	0	637.103	637.103
**D	THE MASTER TRUST BANK OF JAPAN LTD	0	49.720	49.720
**D	JAPAN TRUSTEE SERVICES BANK LTD	0	53.751	53.751
**D	VANGUARD FUNDS PLC	0	5.975.795	5.975.795
**D	THE MASTER TRUST BANK OF JAPAN LTD	0	5.300	5.300
**D	LCAM GLOBAL EQUITY FUNDS	0	151.514	151.514
**D	SCHWAB FUNDAMENTAL INTER LARGE COMP IN F	0	844.669	844.669
**D	VANGUARD INVESTMENT SERIES FLC	0	10.199.815	10.199.815
**D	SEI TRUST COMPANY FOR THE BENEFIT O	0	82.308	82.308
**D	LOS ANGELES CAPITAL GLOBAL FUND PLC	0	23.742	23.742
**D	KBI GLOBAL RESOURCES SOLUTIONS.CIT	0	47.013	47.013
**D	CAMBIAR INTERNAT EQUITY COLLEC INV TRUST	0	3.937	3.937
**D	SGA INTERNATIONAL EQUITY CIT	0	56.800	56.800
**D	SGA INTERNATIONAL EQUITY FUND	0	5.850	5.850
**D	THE MASTER TRUST BANK OF JAPAN LTD	0	54.537	54.537
**D	SEI INST.MAN.TRUST - MIM VOLAT.FUND	0	296.955	296.955
**D	THE MASTER TRUST BANK OF JAPAN LTD	0	15.067	15.067
**D	SEI INSTITUT.INV.TRUST WORLD SEL.EQU.FUN	0	267.871	267.871
**D	DEVELOPED INTERNATIONAL EQUITY SELECT ETF	0	3.267	3.267
**D	MONDRIAN INT.EQ.COLLECTIVE.INV.TRUST	0	1.092.640	1.092.640
**D	JPMORGAN ETFS (IRELAND) ICAY	0	302.514	302.514
**D	FIDELITY COMMON CONTRACTUAL FUND.II	0	275.182	275.182
**D	SEI TRUST COMPANY FOR THE BENEFIT OF SGA INTERANTIONAL EQUITY PLUS CIT	0	319.660	319.660
**D	SANLAM UNIVERSAL FUNDS PLC	0	14.353	14.353
**D	SEI TRUST COMPANY FOR THE BENEFIT	0	85.133	85.133
**D	SIX CIRCLES INTERNAT UNCONSTRAIN EQ FUND	0	16.501.324	16.501.324
**D	SIX CIRCLES MANAGED EQUITY FOR	0	184.068	184.068
**D	SIX CIRC MAN EQ PORT INT UNCON	0	1.598.709	1.598.709
**D	GQG PARTNERS GLOBAL QUALITY EQUITY FUND	0	257.793	257.793
**D	THE MASTER TRUST BANK OF JAPAN LTD	0	14.032	14.032

EM

6083

LISTA ESITO DELLE VOTAZIONI

Oggetto: Piano 2020 di incentivazione di lungo termine destinato al management di Enel S.p.A. e/o di società da questa controllate ai sensi dell'art. 2359 del codice civile.
FAVOREVOLI

Badge	Ragione Sociale	Proprio	Delega	Totale
**D	LACM WORLD EQ WEAL	0	829	829
**D	JAPAN TRUSTEE SERVICES BANK LTD	0	680.121	680.121
**D	JAPAN TRUSTEE SERVICES BANK LTD	0	18.655	18.655
**D	COHEN & STEERS GLOBAL LIST. INFR.FD	0	135.692	135.692
**D	NUVEEN GLOBAL INFRASTRUCTURE FUND	0	1.625.981	1.625.981
**D	THE MASTER TRUST BANK OF JAPAN LTD	0	360.037	360.037
**D	FIRST TRUST EUROZONE ALPHADEX ETF	0	10.506	10.506
**D	THE MASTER TRUST BANK OF JAPAN LTD	0	141.178	141.178
**D	CORNERSTONE ADVIS GLOBAL PUBLIC EQUITY F	0	110.200	110.200
**D	THE ADVISORS' INNER CIRCLE FUND CORNER	0	27.449	27.449
**D	GLOBAL X SCIENTIFIC BETA EUROPE ETF	0	4.244	4.244
**D	THE MASTER TRUST BANK OF JAPAN LTD	0	742.724	742.724
**D	FIRST TRUST RIVERFRONT DYNAMIC EUROPE ET	0	55.542	55.542
**D	FIRST TRUST RIVERFRONT DYN DEV INT ETF	0	184.641	184.641
**D	MONDRIAN ALL COUN WORLD EX US EQ CO IN T	0	903.371	903.371
**D	SEI INSTITUTIONAL INVESTMENTS TRUST	0	2.169.324	2.169.324
**D	MONDRIAN INTERNATIONAL EQUITY FUND	0	1.663.588	1.663.588
**D	ZURICH INSURANCE COMPANY LTD	0	43.187	43.187
**D	ZURICH INVESTMENTS LIFE S P A	0	987.310	987.310
**D	HAYVK A1 FONDS	0	3.895.747	3.895.747
**D	HI MASTER VB FONDS	0	712.000	712.000
**D	BAYVK G2 FONDS	0	867.467	867.467
**D	SAEV MASTERFONDS INKA	0	252.514	252.514
**D	HI FNWL DIVIDENDE PLUS FONDS	0	56.651	56.651
**D	HI MANPT FONDS	0	422.055	422.055
**D	ALLTRI INKA	0	149.700	149.700
**D	SIVE	0	181.789	181.789
**D	HL-KABL-FONDS	0	1.116.000	1.116.000
**D	DEKA MASTER HAER I	0	367.985	367.985
**D	AXA EURO DIVIDEND K	0	400.000	400.000
**D	AXA EURO DIVIDEND S	0	74.944	74.944
**D	HI-AXEL SPRINGER MASTER FONDS	0	79.317	79.317
**D	UNIVERSAL-OCO	0	172.519	172.519
**D	UNIVERSAL-CAV	0	234.981	234.981
**D	BI FINANZFONDS	0	91.892	91.892
**D	VWLAKH MASTER	0	312.600	312.600
**D	BANK GUTMANN AG	0	953.773	953.773
**D	ALLIANZ GI FONDS RANW II	0	1.050.000	1.050.000
**D	ALLIANZGI FONDS APNIESA	0	448.923	448.923
**D	ALLIANZGI FONDS ABF	0	19.261	19.261
**D	NVW	0	150.000	150.000
**D	BAYVK A4 FONDS	0	95.199	95.199
**D	ALLIANZGI FONDS GANO 2	0	35.979	35.979

2076

LISTA ESITO DELLE VOTAZIONE

Oggetto: Piano 2020 di incentivazione di lungo termine destinato al management di Enel S.p.A. e/o di società da questa controllate ai sensi dell'art. 2359 del codice civile.
FAVOREVOLI

Badge	Ragione Sociale	Proprio	Delega	Totale
**D	ALLIANZGI FONDS PFD	0	9.069	9.069
**D	ALLIANZGI FONDS REINVEST	0	13.611	13.611
**D	LHCO FONDS	0	100.000	100.000
**D	ALLIANZGI FONDS WERT	0	7.200	7.200
**D	ALLIANZGI FONDS TSF	0	10.000	10.000
**D	ALLIANZGI FONDS DIN	0	20.000	20.000
**D	ALLIANZGI FONDS SCHLUCCO	0	57.000	57.000
**D	ALLIANZGI FONDS DPF DILLINGER PENSIONSF0	0	147.298	147.298
**D	ALLIANZGI FONDS ALPEN	0	27.539	27.539
**D	ALLIANZGI FONDS GANO	0	5.937	5.937
**D	ALLIANZGI FONDS FIB	0	100.000	100.000
**D	ALLIANZGI FONDS AVP	0	8.940	8.940
**D	AGI FONDS GRILLPARZER	0	67.000	67.000
**D	DBI FONDS EBB	0	48.538	48.538
**D	ALLIANZGI FONDS TOB	0	45.732	45.732
**D	ALLIANZGI FONDS NICO	0	12.201	12.201
**D	ALLIANZGI FONDS MAV	0	37.610	37.610
**D	ALLIANZGI FONDS PGD	0	60.787	60.787
**D	ALLIANZGI FONDS DUNHILL	0	37.580	37.580
**D	ALLIANZGI FONDS VSBW	0	137.659	137.659
**D	ALLIANZGI FONDS SIV	0	16.991	16.991
**D	SUEWE COFONDS	0	200.000	200.000
**D	ALLIANZGI FONDS HNE	0	570.000	570.000
**D	ALLIANZGI FONDS AFE	0	488.030	488.030
**D	ALLIANZGI FONDS PF1	0	865.227	865.227
**D	ALLIANZGI FONDS PTV2	0	921.960	921.960
**D	HFZH COFONDS	0	14.000	14.000
**D	ALLIANZGI FONDS PF2	0	500.843	500.843
**D	AIRBUS INVEST FOR LIFE AKTIENFONDS 1	0	315.868	315.868
**D	ALLIANZGI FONDS PFALCO	0	484.216	484.216
**D	ALLIANZGI FONDS SVKK	0	13.392	13.392
**D	ALLIANZGI FONDS SHL	0	9.000	9.000
**D	CBP GROWTH	0	250.201	250.201
**D	KREBSHILFE 2 FONDS	0	28.348	28.348
**D	ALLIANZGI FONDS CAESAR	0	54.957	54.957
**D	AXA EURO DIVIDEND DEVL	0	113.618	113.618
**D	KWV AKTIEN FONDS 1	0	189.260	189.260
**D	AXA EURO DIVIDEND D	0	54.000	54.000
**D	AXA EURO DIVIDEND L	0	168.000	168.000
**D	HI R MASTER FONDS	0	48.579	48.579
**D	HI NSNPT BAP FONDS	0	13.834	13.834
**D	ALLIANZGI FONDS DPWS	0	37.339	37.339
**D	MASTERFONDS HPTT	0	410.614	410.614

EM

lots

LISTA ESITO DELLE VOTAZIONE

Oggetto: Piano 2020 di incentivazione di lungo termine destinato al management di Enel S.p.A. e/o di società da questa controllate ai sensi dell'art. 2359 del codice civile.
FAVOREVOLI

Badge	Ragione Sociale	Proprio	Delega	Totale
**D	ALLIANZGI FONDS BREMEN	0	74.641	74.641
**D	MASTERFONDS BANRHUS	0	307.826	307.826
**D	HI BGM AR MASTERFONDS	0	100.467	100.467
**D	ALLIANZGI FONDS OB PENSION	0	86.400	86.400
**D	SDK K3 FONDS	0	30.210	30.210
**D	ALLIANZGI FONDS PENCABEV PENSIONS	0	157.485	157.485
**D	BORDE-UI-FONDS	0	383.715	383.715
**D	BOERDE-UI-FONDS	0	1.167.500	1.167.500
**D	ALLIANZGI FONDS OLB PENSIONEN	0	48.771	48.771
**D	FIR EQUITY AXA ASSICURAZIONI	0	160.000	160.000
**D	ZURICH INSURANCE PLC	0	196.567	196.567
**D	ZURICH VIDA COMP DE SEGUROS Y REASEG SA	0	38.911	38.911
**D	BNP PARIBAS FUND	0	1.116.724	1.116.724
**D	DNCA INVEST	0	5.074.930	5.074.930
**D	BPI GLOBAL INVESTMENT FUND	0	30.795	30.795
**D	GA FUND L	0	26.509	26.509
**D	ABERDEEN STANDARD SICAV I	0	173.509	173.509
**D	PICTET TR	0	3.570.485	3.570.485
**D	LA FRANCAISE LUX	0	50.306	50.306
**D	CAIXABANK GLOBAL SICAV	0	16.700	16.700
**D	CAIXABANK WEALTH SICAV	0	8.458	8.458
**D	BNP PARIBAS EASY	0	1.116.413	1.116.413
**D	USAM	0	56.258	56.258
**D	FONDAZIONE ROMA SIF	0	192.411	192.411
**D	FAM SERIES UCITS ICAV	0	492.924	492.924
**D	AXA INSURANCE DAC	0	33.522	33.522
**D	TORTOISE CAPITAL ADVISORS	0	35.340	35.340
**D	BPSS DUBLIN/RIVER AND MERCANTI	0	40.152	40.152
**D	WITAN INVESTMENT TRUST PLC	0	486.207	486.207
**D	AMERICAN HEART ASSOCIATION, INC	0	19.142	19.142
**D	BROOKFIELD GLOBAL LISTED INFRASTRUCTURE	0	565.900	565.900
**D	BROOKFIELD REAL ASSETS INCOME FUND INC	0	665.900	665.900
**D	BROOKFIELD REAL ASSETS SECURITIES FUND	0	80.500	80.500
**D	BOSTON PARTNERS GLOBAL INVESTORS INC	0	17.461	17.461
**D	BOSTON PARTNERS GLOBAL LONG SHORT FUND	0	147.096	147.096
**D	CARILLON CLARIVEST INTERNATIONAL STOCK F	0	31.388	31.388
**D	CATHOLIC COMMUNITY FOUNDATION OF MINNESO	0	13.947	13.947
**D	DUNHAM INTERNATIONAL STOCK FUND	0	201.825	201.825
**D	GUIDEMARK WORLD EX US FUND	0	52.665	52.665
**D	NATIONWIDE RISK BASEDINTERNATIONAL EQUIT	0	38.368	38.368
**D	PRAXIS INTERNATIONAL INDEX FUND	0	125.271	125.271
**D	PUBLIC SCHOOL RETIREMENT SYSTEM OF THE C	0	19.500	19.500
**D	RELIANCE TRUST INSTITUTIONAL RETIREMENT	0	68.900	68.900

2076

BY

LISTA ESITO DELLE VOTAZIONE

Oggetto: Piano 2020 di incentivazione di lungo termine destinato al management di Enel S.p.A. e/o di società da questa controllate ai sensi dell'art. 2359 del codice civile.
FAVOREVOLI

Badge	Ragione Sociale	Proprio	Delega	Totale
**D	RMAS 2016 BUSINESS HOLDINGS LP	0	17.410	17.410
**D	BRKFD GEL RNV SUB INFRSTR LP	0	32.200	32.200
**D	PACIFIC GLOBAL INTERNATIONALEQUITY INCOM	0	14.167	14.167
**D	WILSHIRE MUTUAL FUNDS INC - WILSHIR	0	165.802	165.802
**D	ROCKEFELLER EQUITY ALLOCATION FUND	0	242.200	242.200
**D	GLOBAL CLEAN EQUITY FUND	0	5.710	5.710
**D	HEITMAN GLOBAL PRIMES INFRASTRUCTURE SEED INVESTORS LLC	0	3.033	3.033
**D	STANDARD LIFE WEALTH INTERNATIONAL LTD	0	119.883	119.883
**D	BNPDSJ ACO SLW OFF GL EC FD	0	82.380	82.380
**D	BNPDSJ ACO SLW OFF BRIDGE FD	0	166.052	166.052
**D	STANDARD LIFE WEALTH INTERNATIONAL	0	487.770	487.770
**D	STANDARD LIFE INVESTMENTS	0	9.273	9.273
**D	ENHANCED INDEX INTERNATIONAL SHARE FUND	0	251.939	251.939
**D	AUSTRALIAN CATHOLIC SUPERAN RETIREM FUND	0	101.952	101.952
**D	LEGALSUPER	0	240.374	240.374
**D	MERCER UNHEDGED OVERSEAS SHARES TRUST	0	174.493	174.493
**D	MERCER UNHEDGED OVERSEAS SHARES TRUST	0	88.000	88.000
**D	AMP INTERNATIONAL EQUITY INDEX FUND HEDG	0	980.909	980.909
**D	AMP CAP UNHEDGED GL SHS MULTI MAN FUND	0	40.694	40.694
**D	IPAC SPEC INV STR INT SHARESTRATEGY NO 1	0	329.441	329.441
**D	IPAC SPEC INV STR INT SHARESTRATEGY NO 1	0	43.430	43.430
**D	IPAC SPEC INV STR INT SHARE STR NO 9	0	77.698	77.698
**D	UNISUPER	0	595.769	595.769
**D	WHOLESALE UNIT TRUST GL. INFRASTRUCTURE F	0	68.539	68.539
**D	AMP CAPITAL GLOBAL QUALITY FUND	0	33.130	33.130
**D	WHOLESALE UNIT TRU MSCI GLOB IND SHAR FU	0	46.627	46.627
**D	WHOLESALE UNIT TRUST GLOBAL SHARES F 4	0	307.517	307.517
**D	WHOLESALE UNIT TRUST GLOBAL SHARES F 3	0	17.936	17.936
**D	AMP CAPITAL SPEC INTERN SEARE FUND	0	320.562	320.562
**D	STRATEGIC INTERNATIONAL EQUITY FUND	0	119.047	119.047
**D	KIWI INVEST MAN WHOLESALE CORE GLOBAL FD	0	154.224	154.224
**D	WHOLESALE INTERNATIONAL CORE EQUITIES	0	30.120	30.120
**D	BFSY SYDNEY/WHOLESALE UNIT TRUST GLOBAL SHARES FUND 1	0	311.540	311.540
**D	AMP LIFE INTERNATIONAL EQUITIES FUND	0	157.043	157.043
**D	BNZ WHOLESALE INTERN EQUITIES INDEX FUND	0	94.793	94.793
**D	MULTIMIX WHOLESALE INT SHARES TRUST	0	117.463	117.463
**D	BDF-FONDS E ACT. EUROP.	0	160.000	160.000
**D	FCP FIAC	0	1.181.454	1.181.454
**D	FCP LE AMLEAGUE EURO 45 128 BOULEVA	0	100.764	100.764
**D	FCFE BDF FONDS S SOLIDAIRE	0	35.491	35.491
**D	FCP BNF PARIBAS ACTIONS RENDEMENT	0	514.745	514.745
**D	CARDIF ASSURANCE VIE	0	8.106.477	8.106.477
**D	FCP CAMGESTION RENDACTIS	0	568.013	568.013

LOTT

EY

Assemblea Ordinaria del 14 maggio 2020

LISTA ESITO DELLE VOTAZIONE

Oggetto: Piano 2020 di incentivazione di lungo termine destinato al management di Enel S.p.A. e/o di società da questa controllate ai sensi dell'art. 2359 del codice civile.
FAVOREVOLI

Badge	Ragione Sociale	Proprio	Delega	Totale
**D	FCPE HORIZON EP. ACTION	0	66.760	66.760
**D	CARDIF ASSURANCES RISQUES DIVERS	0	102.671	102.671
**D	FCP CAMEST VALEURS EURO	0	430.076	430.076
**D	CARDIF LDX VIE	0	673.706	673.706
**D	ORANO CYCLE	0	3.800.000	3.800.000
**D	CALCIUM QUANT	0	354.629	354.629
**D	SODIUM 1	0	752.976	752.976
**D	FCP LITHIUM RENDEMENT	0	925.326	925.326
**D	MAIF INVEST RESPO EUROPE	0	414.021	414.021
**D	FCPE HARMONY	0	58.549	58.549
**D	LFP MULTI TRENDS	0	43.844	43.844
**D	LA FRANCAISE INFLECTION POINT ACTION EUR	0	318.394	318.394
**D	FCP ALBA VALEUR	0	75.000	75.000
**D	BNP EURO VALEURS DURAB	0	240.035	240.035
**D	LESAFFRE EQUILIBRE RESPONS SOLIDAIR	0	93.437	93.437
**D	FCPE GPE FMC FCE DIV BNP	0	34.092	34.092
**D	FCPE FONDS BOEHRINGER	0	114.401	114.401
**D	FCPE LIMACTIF	0	79.045	79.045
**D	FCP NATIO-FONDS COLLINE 1	0	3.151.028	3.151.028
**D	AXA INDICE EURO	0	574.879	574.879
**D	AGIPI MONDE DURABLE	0	292.647	292.647
**D	AXA AA DIVERSIFIE INDICIEL 1	0	503.187	503.187
**D	MULTIPAR SOLIDAIRE DYNA SR	0	1.840.324	1.840.324
**D	FCPE MULTIPAR EQ. SOC. RES	0	747.291	747.291
**D	FCPE MULTIPAR ACTS SR	0	1.075.074	1.075.074
**D	BNP PARIBAS ACT EUR RESP	0	234.736	234.736
**D	FCP FCE INVEST EURO	0	2.661.053	2.661.053
**D	FCP FRANCE INVEST. INTER	0	885.224	885.224
**D	FCP NF COLLINES INVEST 3	0	1.896.540	1.896.540
**D	FCP ALM ACTIONS EURO	0	3.213.273	3.213.273
**D	FONDS DIVERSIFIE TEL 1 1 BOULEVARD	0	28.773	28.773
**D	FCP ALM ACT ZONE EUR ISR	0	5.550.000	5.550.000
**D	FCP AGZR LA MONDIALE ACT EUROPE ISR	0	500.000	500.000
**D	FCP CNP ACTIONS EMU UBS	0	1.249.652	1.249.652
**D	FCPE SAUR EPARGNE	0	139.570	139.570
**D	FCP EPARGNE EUROPE DYNAMIQUE	0	210.132	210.132
**D	ROSENBERG EUROBILOC	0	637.821	637.821
**D	FCP SAKKARAH 4	0	159.141	159.141
**D	FCP IRCOM RETRAITE DIVERSIFIE	0	80.650	80.650
**D	LM HARMONY	0	11.376	11.376
**D	FCP KLESIA K ACTIONS EURO	0	23.549	23.549
**D	KEMPEN EUROPEAN HIGH DIVIDEND FUND N.V.	0	1.371.390	1.371.390
**D	KEMPEN CAPITAL MANAGEMENT N V	0	1.713.175	1.713.175

EM

lotp

LISTA ESITO DELLE VOTAZIONE

Oggetto: Piano 2020 di incentivazione di lungo termine destinato al management di Enel S.p.A. e/o di società da questa controllate ai sensi dell'art. 2359 del codice civile.
FAVOREVOLI

Badge	Ragione Sociale	Proprio	Delega	Totale
**D	STICHT BEDELJEST FONDS VOOR DE MEDIA PNO	0	678.278	678.278
**D	KLESIA LF ACTIONS EURO	0	1.046	1.046
**D	BNP PARIBAS EQUITY - FOCUS ITALIA	0	156.823	156.823
**D	STICHTING AHOLD DELHAIZE PENSIOEN	0	641.034	641.034
**D	FCP KLESIA K RETRAITE EURO	0	2.050.192	2.050.192
**D	FCP IRCOM RETRAITE DIVERSIFIE	0	284.556	284.556
**D	FCP SAKKARAH 2	0	130.013	130.013
**D	LFAML INDEXALPHA	0	203.610	203.610
**D	FPE ESG PLUS	0	2.515.623	2.515.623
**D	FCP FPI ESG	0	111.576	111.576
**D	FCP FPE ESG	0	1.468.125	1.468.125
**D	FCP FFI ESG PLUS	0	1.121.751	1.121.751
**D	FONDS DE RESERVE POUR LES RETRAIT	0	2.575.035	2.575.035
**D	FONDS DE RESERVE POUR LES RETRAITES	0	1.912.998	1.912.998
**D	FCP VILLIERS ACTIONS EUROPE SYST	0	1.048.555	1.048.555
**D	JANUS HENDERSON ADAPTIVE GLOBAL ALLOCATI	0	592	592
**D	JANUS HENDERSON INTERNATIONAL MANAGED VO	0	143.555	143.555
**D	DNCA MF VALUE EUROPE	0	369.798	369.798
**D	CNP DNCA EUROPE GROWTH	0	705.981	705.981
**D	WORLD TRADE ORGANIZATION PENSION PLAN	0	76.578	76.578
**D	PICTET CH INSTITUTIONAL - EUROPEAN	0	585.689	585.689
**D	BANQUE PICTET & CIE SA	0	110.595	110.595
**D	CAPACITY FONDS INSTITUTIONEL-ACTIONS ETRANGERES PIB	0	73.500	73.500
**D	CAPACITY FONDS INSTITUTIONEL ACTIONS ETRANGERES	0	169.879	169.879
**D	TURICUM AKTIEN UND IMMOBILIENWERTSCHRIFT	0	519.457	519.457
**D	RP FONDS INSTITUTIONEL ACTIONS MAR EMER	0	507.933	507.933
**D	MIGROS PENSIONKASSE	0	29.355	29.355
**D	RAIFFEISEN INDEX FONDS EURO STOXX 50	0	145.514	145.514
**D	SWISS LIFE LUXEMBOURG SA	0	475.720	475.720
**D	PICTET CH-GLOBAL EQUITIES	0	92.131	92.131
**D	PICTET GLOBAL SELECTION FUND - GLOB	0	62.405.479	62.405.479
**D	PICTET GLOBAL SELECTION FUND	0	3.009.135	3.009.135
**D	PICTET - MULTI ASSET GLOBAL	0	130.163	130.163
**D	QUARERO CAPITAL FONDS (LUX)	0	364.562	364.562
**D	PICTET CLEAN ENERGY	0	5.773.381	5.773.381
**D	PICTET - GLOBAL MEGATREND SELECTION	0	5.642.023	5.642.023
**D	PICTET-EUROLAND INDEX	0	436.391	436.391
**D	PICTET-EUROPE INDEX	0	1.455.974	1.455.974
**D	WORLD EQUITY ACTIVE MOTHER FUND	0	31.718	31.718
**D	INDEX MOTHER FUND EURO AREA EQUITY	0	65.778	65.778
**D	DL INTERNATIONAL RESEARCH OPEN MOTHER FD	0	1.421.994	1.421.994
**D	GLOBAL HIGH DIVIDEND EQUITY MOTHER FUND	0	634.700	634.700
**D	SHINKO GLOBAL EQUITY INDEX MOTHER FUND	0	4.268	4.268

EM

LOTP

LISTA ESITO DELLE VOTAZIONE

Oggetto: Piano 2020 di incentivazione di lungo termine destinato al management di Enel S.p.A. e/o di società da questa controllate ai sensi dell'art. 2359 del codice civile.
FAVOREVOLI

Badge	Regione Sociale	Proprio	Delega	Totale
**D	FOREIGN STOCK INDEX MOTHER FUND ONAL DEVELOPED COUNTRIES INDEX MOTHER FUND	0	258.734	258.734
**D	DALWA PAN EUROPEAN HIGH DIVIDEND YIELD STOCK MOTHER FUND	0	62.990	62.990
**D	GIVI GLOBAL EQUITY FUND A SERIES TRUST OF GLOBAL MULTI STRATEGY	0	38.757	38.757
**D	DANSKE INVEST EUROPE HIGH DIVIDEND FUND	0	473.875	473.875
**D	DANSKE INVEST EUROPEAN EQUITY FUND	0	945.983	945.983
**D	AMF AKTIEFOND EUROPA C/O AMF FONDER AB	0	2.153.176	2.153.176
**D	AMF AKTIEFOND GLOBAL C/O AMF FONDER AB	0	1.372.202	1.372.202
**D	AMF BALANSFOND C/O AMF FONDER AB	0	331.405	331.405
**D	AMF AKTIEFOND VARLDEN C/O AMF FONDER AB	0	1.082.273	1.082.273
**D	KAPAN PENSIONER FORSAKRINGSFORENING	0	518.730	518.730
**D	KAPIT PENSAM INVEST PSI 10 GLOBAL AKTIER	0	1.483.158	1.483.158
**D	KAPITFORENT INSTIT INVEST GLOBALE AKTIER	0	31.015	31.015
**D	INVESTERINGSFORENINGEN BANKINVEST EUROPA SMALL CAP AKTIER KL	0	238.213	238.213
**D	VELLIV, PENSION & LIVSFORSIKRING A/S	0	511.950	511.950
**D	VERDIPAPIRFONDET EQUINOR AKSJER EUROPA	0	92.000	92.000
**D	ROBECO CAPITAL GROWTH FUND	0	106.073	106.073
**D	ASR LEVENSVERZEKERING N.V.	0	493.988	493.988
**D	STICHTING DEPOSITARY APG DEVELOPED	0	1.910.651	1.910.651
**D	STICHTING ASR BEWAARDER	0	48.949	48.949
**D	DEGROEF PETERCAM ASSET MANAGEMENT REPRESENTING ARGENTA PENSIOENS PAAR. FONDS DEFENSIVE	0	2.019.300	2.019.300
**D	DEGROEF PETERCAM ASSET MANAGEMENT REPRESENTING ERGO FUND	0	52.000	52.000
**D	EQUINOR PENSJON	0	530.000	530.000
**D	EQUINOR INSURANCE A S	0	110.000	110.000
**D	MOMENTUM INVESTMENT FUNDS SICAV-SIF	0	27.897	27.897
**D	STICHTING SHELL PENSIOENFONDS	0	1.653.927	1.653.927
**D	ROBECO UMBRELLA FUND I N.V.	0	238.968	238.968
**D	FUNDACAO CALOUSTE GULBENKIAN	0	21.034	21.034
**D	ARGENTIA DP	0	1.149.700	1.149.700
**D	KEMPEN INTERNATIONAL FUNDS	0	560.900	560.900
**D	BLACKROCK INSTITUTIONAL POOLED FUNDS PLC	0	1.125.212	1.125.212
**D	KYBURG INSTITUTIONAL FUND - AKTIEN WELT	0	656.669	656.669
**D	BVK PERSONALVORSORGE DES KANTONS ZURICH	0	592.698	592.698
**D	PENSIONSKASSE SBB	0	323.124	323.124
**D	NFS LIMITED TRAFALGAR COURT ADMIRAL PARK ST. PETER PORT	0	1.046.687	1.046.687
**D	SHELL TRUST BERMUDA LTD AS TRUSTEE OF THE SHELL OVERSEAS CONTRIBUTORY PENSION FUND	0	739.355	739.355
**D	SHELL TRUST (BERMUDA) LIMITED AS TRUSTEE OF THE SHELL INTERNATIONAL PENSION FUND	0	97.795	97.795
**D	NFS LIMITED TRAFALGAR COURT ADMIRAL PARK ST. PETER PORT	0	314.603	314.603
**D	DEKA INVESTMENT GMBH RE DEKA-BASIS	0	17.500	17.500
**D	DEKA INVESTMENT GMBH RE DEKA-DIVIDEND VA	0	1.040.000	1.040.000
**D	DEKA INVEST DEKA EURO STOXX 50 - UCITS	0	2.629.188	2.629.188
**D	DEKA INVESTMENT GMBH	0	132.282	132.282
**D	DEKA INVEST. RE DEKA-DIVIDENDISCOUNT	0	188.148	188.148
**D		0	182.800	182.800

LISTA ESITO DELLE VOTAZIONI

Oggetto: Piano 2020 di incentivazione di lungo termine destinato al management di Enel S.p.A. e/o di società da questa controllate ai sensi dell'art. 2359 del codice civile.
FAVOREVOLI

Badge	Ragione Sociale	Proprio	Delega	Totale
**D	DEKA INVESTMENT GMBH RE DEKASPEZIAL	0	170.000	170.000
**D	DEKA INVESTMENT GMBH RE NASPA-AKTIE	0	4.114.044	4.114.044
**D	DEKA INVESTMENT GMBH RE DEKA	0	1.407.000	1.407.000
**D	DEKA INVESTMENT GMBH RE PKBMF	0	48.350	48.350
**D	DEKA INVEST RE DEKA-EUROLAND BALANCE	0	2.024.050	2.024.050
**D	DEKA INVEST GMBH RE BALANCE DYNAMISCH	0	31.685	31.685
**D	DEKA INVESTMENT GMBH RE DEKA-BR 75	0	53.493	53.493
**D	DEKA INVEST GMBH RE DEKA-BR 85	0	243.443	243.443
**D	DEKA INVESTMENT GMBH RE DEKA-BR 100	0	960.000	960.000
**D	DEKA INVESTMENT GMBH RE DEKAFUTUR-CHANCE	0	120.010	120.010
**D	DEKA INVEST RE/DEKAFUTUR-WACHSTUM	0	49.700	49.700
**D	DEKA INVEST RE/DEKAFUTUR-ERTRAG	0	6.860	6.860
**D	DEKA INVEST GMBH RE DEKA-NACHH KOM	0	270.428	270.428
**D	DEKA INVESTMENT GMBH RE DEKA-BR 35	0	143.759	143.759
**D	DEKA INVESTMENT GMBH RE DEKA-BR 55	0	24.198	24.198
**D	DEKA INVEST GMBH RE SIGMA PLUS BALANCED	0	17.329	17.329
**D	DEKA INVEST RE SIGMA PLUS KONSERVATIV	0	19.093	19.093
**D	DEKA INVEST GMBH RE DEKA MEGATRENDS	0	290.000	290.000
**D	DEKA INV GMBH RE DEKA EUROPA AKTN STRATE	0	140.000	140.000
**D	DEKA INVEST GMBH RE NUILL-FONDS	0	8.000	8.000
**D	DEKA INV GMBH R DEK MSCI WORLD UCITS ETF	0	13.579	13.579
**D	DEKA INVEST.GMBH RE BEROLINARENT DEKA	0	29.520	29.520
**D	DEKA INVEST DIVIDENDENSTRATEGIE	0	11.500.000	11.500.000
**D	DEKA INVEST GMBH RE DEKA-PB DEFENSIV	0	14.914	14.914
**D	DEKA INVESTGMBH RE MSCI EUROPE LC UCITS	0	43.504	43.504
**D	DEKA INV. GMBH DEKA MSCI EUROPE UCITS ET	0	404.971	404.971
**D	DEKA INV. GMBH RE DEKA ST.EUR.50 UCI ETF	0	64.307	64.307
**D	H.E.S.T. AUSTRALIA LIMITED	0	423.791	423.791
**D	MINE SUPERANNUATION FUND	0	378.651	378.651
**D	LGIA SUPER TRUSTEE AS TRUSTEE FOR LGIA	0	411.351	411.351
**D	VANGUARD INTERNATIONAL SHARE INDEX FUND	0	215.960	215.960
**D	VANGUARD INTERNATIONAL SHARE INDEX FUND	0	2.450.143	2.450.143
**D	CONSTRUCTION AND BUILDING UNIONS SUPER F	0	707.670	707.670
**D	AUSTRALIANSUPER	0	12.061	12.061
**D	SAS TRUSTEE CORPORATION POOLED FUND	0	402.840	402.840
**D	NEW YORK STATE COMMON RETIREMENT FUND	0	7.379.754	7.379.754
**D	UBS ASSET MANAGEMENT LIFE LTD	0	4.072.560	4.072.560
**D	LUCRE PTY LTD FOR THE LABOUR UNION CO-OPERATIVE RETIREMENT FUND	0	41.206	41.206
**D	OPTIMIX WHOLESALÉ GLOBAL SHARE TRUST	0	207.400	207.400
**D	BANCO CENTRAL DE TIMOR-LESTE (BCTL)	0	616.133	616.133
**D	CONNECTICUT GENERAL LIFE INSURANCE COMPANY	0	99.518	99.518
**D	STANDARD CHARTERED BANK HONG KONG RETIRE	0	22.246	22.246
**D	JPMORGAN CHASE BANK - PB - CANADA F	0	17.495	17.495

108

64

LISTA ESITO DELLE VOTAZIONE

Oggetto: Piano 2020 di incentivazione di lungo termine destinato al management di Enel S.p.A. e/o di società da questa controllate ai sensi dell'art. 2359 del codice civile. FAVOREVOLI

Badge	Ragione Sociale	Proprio	Delega	Totale
**D	JPMORGAN CHASE BANK - PB - UNITED STATES CORPORATIONS	0	18.355	18.355
**D	FOREIGN SECURITIES TRUST #1	0	1.106.048	1.106.048
**D	JPMORGAN CHASE BANK - PB - US FOUNDATION	0	16.037	16.037
**D	JPMORGAN CHASE BANK - PB - UNITED STATES PARTNERSHIP	0	155.007	155.007
**D	JPMORGAN CHASE BANK - PB - US TAX EX ENT	0	13.648	13.648
**D	JPMORGAN CHASE BANK - PB - UNITED STATES TRUSTS	0	15.985	15.985
**D	JPMORGAN CHASE BANK - PB - UNITED STATES TRUSTS - CRA TREATY	0	76.829	76.829
**D	JPMORGAN CHASE BANK - PB - UNITED STATES INDIVIDUALS	0	13.728	13.728
**D	JPMORGAN CHASE BANK - PB - UNITED STATES INDIVIDUALS	0	266.444	266.444
**D	COMMINGLED PENSION TRUST FUND (INTERNATIONAL ADVANTAGE) OF JPMORGAN CHASE BANK	0	1.717.344	1.717.344
**D	ROCKEFELLER & CO., INC	0	563.611	563.611
**D	BANCO CENTRAL DE TIMOR-LESTE (BCTL)	0	49.989	49.989
**D	TELSTRA SUPERANNUATION SCHEME	0	13.137	13.137
**D	JEFFREY LLC	0	6.321.550	6.321.550
**D	CTIVP - LAZARD INTERNATIONAL EQUITY ADVANTAGE FUND	0	104.065	104.065
**D	JPMORGAN GLOBAL MACRO OPPORTUNITIES FUND	0	555.754	555.754
**D	COMING PENS TR FU EU DYN HED EQ O JPM N	0	28.648	28.648
**D	JPMORGAN CHASE BANK - PB - CANADA P	0	39.652	39.652
**D	CAPCO TRUST JERSEY LIMITED AS TRUSTEE OF	0	57.254	57.254
**D	BANK OF MAURITIUS	0	24.932	24.932
**D	ANZ WHOLESALE INTERN SHARE NO. 1 FUND	0	12.612	12.612
**D	BRUNEL SHELL RETIREMENT BENEFIT FUND	0	31.499	31.499
**D	CGMPV, LLC	0	16.683	16.683
**D	JPMORGAN GLOBAL CORE REAL ASSETS LIMITED	0	90.533	90.533
**D	TCOREFM INTERNATIONAL SHARE (UNHEDGED) F	0	126.400	126.400
**D	ANZ PRIVATE GLOBAL EQUITIES TRUST	0	1.150.334	1.150.334
**D	THE BOEING COMPANY EMPLOYEE RETIREMENT P	0	805.510	805.510
**D	THE BOEING COMPANY EMPLOYEE RETIREMENT P	0	112.743	112.743
**D	DEKA INVEST GMBH RE A-VSA-FONDS	0	20.389	20.389
**D	BLACKROCK INTERNATIONAL ALPHA TILTS FUND	0	33.668	33.668
**D	ISHARES ALLCOUNTRY EQUITY INDEX FUND	0	1.057.899	1.057.899
**D	JPMORGAN SAR EUROPEAN FUND 50/F	0	327.981	327.981
**D	CAPITAL GROUP GLOBAL EQUITY FUND	0	137.193	137.193
**D	BLACKROCK FISSION INDEXED INTL EQUITY FD	0	6.220	6.220
**D	CHINA LIFE INSURANCE (GROUP) COMPANY	0	126.000	126.000
**D	SUPERANNUATION FUNDS MANAGEMENT COR	0	667.619	667.619
**D	ADVANCE INTERNATIONAL SHARE INDEX FUND	0	908.600	908.600
**D	ANZ WHOLESALE INTERNATION SHARE NO. 3 FU	0	667.905	667.905
**D	ONEPATH GLOB SHARES LARGE CAP UNHED IN P	0	93.900	93.900
**D	CHINA LIFE INSURANCE COMPANY LIMITED	0	862.082	862.082
**D	ACCIDENT COMPENSATION CORPORATION	0	644.992	644.992
**D	TELSTRA SUPERANNUATION SCHEME	0	420.984	420.984
**D	IEM PERSONAL PENSION PLAN TRUST	0	32.533	32.533
**D	MTBJ DAIDO LIFE FOREIGN EQUITY MOTHER FD	0		

ET

2022

LISTA ESITO DELLE VOTAZIONI

Oggetto: Piano 2020 di incentivazione di lungo termine destinato al management di Enel S.p.A. e/o di società da questa controllate ai sensi dell'art. 2359 del codice civile.
FAVOREVOLI

Badge	Ragione Sociale	Proprio	Delega	Totale
**D	ISHARES WHOLESAL E SCREENED INT EQ IND F	0	52.625	52.625
**D	SUPERANNUATION FUNDS MANAGEMENT CORPORAT	0	61.001	61.001
**D	SUPERANNUATION FUNDS MANAGEMENT CORP	0	13.231	13.231
**D	TCORPIM INTERNATIONAL SHARE (UNHEDEDGED) F	0	386.086	386.086
**D	WSSP INTERNATIONAL EQUITIES TRUST	0	362.672	362.672
**D	BT WHOLESAL E MULTI MANAG INTL SHARE FUND	0	95.831	95.831
**D	CAPITAL GROUP EMPLOYEE BENEFIT INV.TRUST	0	11.692.424	11.692.424
**D	KOOKMIN BANK ACTING AS TRUSTEE OF KIM PRIVATE NOBLE CLASS GLOBAL EQUITY MASTER INVESTMENT TRUST	0	18.971	18.971
**D	JP MORGAN CHASE RETIREMENT PLAN	0	230.801	230.801
**D	QANTAS SUPERANN. LTD ATF QANTAS SUP.PLAN	0	464.025	464.025
**D	ISHARES WHOLESAL E INTERN EQ INDEX FUND	0	546.460	546.460
**D	DEKA INV GMBH RE DONAU-LCR-FUNDMASTER	0	129.943	129.943
**D	SUPER FUNDS MANAG CORP SOUTH AUSTRALIA	0	1.071.069	1.071.069
**D	JPMORGAN LIFE LIMITED	0	12.546	12.546
**D	IBM PERSONAL PENSION PLAN TRUST	0	56.611	56.611
**D	JPMORGAN FUND III ICVC-JPM DIVERSIFIED GROWTH FUND	0	10.951	10.951
**D	UBS FTSE RAFI DEVELOPED 1000 INDEX FUND	0	63.484	63.484
**D	JPMORGAN MULTI ASSET TRUST PLC	0	165.452	165.452
**D	RETIREMENT INCOME PLAN OF SAUDI ARABIAN OIL COMPANY	0	112.605	112.605
**D	NVIT INTERNATIONAL INDEX FUND	0	1.144.251	1.144.251
**D	FLEXSHAR.MORSH.DEV.MARK.EX-US FAC.TILT IN	0	272.321	272.321
**D	SBC MASTER PENSION TRUST 208	0	194.331	194.331
**D	T ROME PRICE INTERNATIONAL EQUITY INDEX	0	568.905	568.905
**D	INTERNATIONAL GROWTH AND INCOME FUND	0	44.202.645	44.202.645
**D	EQ ADVISORS TRUST EQ-GLOBAL EQUITY MANAG	0	322.812	322.812
**D	EQ ADV. TRUST AXA INTL.CORE MANAGED VOLA	0	411.344	411.344
**D	REYNOLDS AMERICAN DEFINED BENEFIT MASTER	0	161.566	161.566
**D	SOUTHERN COMPANY SYSTEM MASTER RETIREMEN	0	1.577.883	1.577.883
**D	MINISTRY OF ECONOMY AND FINANCE	0	85.193	85.193
**D	MINISTRY OF ECONOMY AND FINANCE	0	86.468	86.468
**D	MINISTRY OF ECONOMY AND FINANCE	0	642.167	642.167
**D	MINISTRY OF ECONOMY AND FINANCE	0	8.394.776	8.394.776
**D	NEW WORLD FUND INC	0	437.925	437.925
**D	MINISTRY OF ECONOMY AND FINANCE	0	40.611.209	40.611.209
**D	NEW PERSPECTIVE FUND	0	104.040.486	104.040.486
**D	EUROPACIFIC GROWTH FUND	0	76.355.397	76.355.397
**D	AMERICAN BALANCED FUND	0	60.965.188	60.965.188
**D	CAPITAL INCOME BUILDER INC	0	667.601	667.601
**D	EQ ADVISORS TRUST-AXA INTL.VALUE MANAGED	0	196.520.535	196.520.535
**D	THE INCOME FUND OF AMERICA	0	118.070.795	118.070.795
**D	CAPITAL WORLD GROWTH & INCOME FUND INC	0	6.005.846	6.005.846
**D	FLEXSHARES STOXX GLOBAL BROAD INFRASTRUC	0	16.739	16.739
**D	FLEXSHARES STOXX GLOBAL ESG IMPACT INDEX	0	319.913	319.913
**D	SBC MASTER PENSION TRUST	0		

EPL

2083

LISTA ESITO DELLE VOTAZIONE

Objetto: Piano 2020 di incentivazione di lungo termine destinato al management di Enel S.p.A. e/o di società da questa controllate ai sensi dell'art. 2359 del codice civile.
FAVOREVOLI

Badge	Ragione Sociale	Proprio	Delega	Totale
**D	MINISTRY OF ECONOMY AND FINANCE	0	4.285.087	4.285.087
**D	ABU DHABI RETIREMENT PENSIONS AND BENEFIT	0	168.909	168.909
**D	ASPIRANT RISK MANAGED GLOBAL EQUITY FUN	0	53.211	53.211
**D	EQ ADVISORS TRUST - EQ/INTERNATIONAL MAN	0	1.156.238	1.156.238
**D	EQ ADVISORS TRUST - ATM INTERNATIONAL MA	0	838.742	838.742
**D	FLEXSHARES INTERNATIONAL QUALITY DIVIDEND	0	68.192	68.192
**D	DEFENSIVE INDEX FUND	0	932.702	932.702
**D	JNL/NEELON CAPITAL INTNAL INDEX FUND	0	38.400	38.400
**D	GOLDMAN SACHS TRUST - GOLDMAN SACHS ABSOLUTE RETURN TRACKER FUND	0	268.562	268.562
**D	GOLDMAN SACHS TRUST- GOLDMAN SACHS INTER	0	5.202.128	5.202.128
**D	PUBLIC EMPLOYEES RETIREMENT SYSTEM OF OHIO	0	29.834.073	29.834.073
**D	MTB GOVERNMENT PENSION INVESTMENT FUND 4	0	9.362.051	9.362.051
**D	THE MASTER TRUST BANK OF JAPAN LTD	0	113.520	113.520
**D	JPMORGAN FUND ICVC - JPM GLOBAL EQUITY I	0	325.704	325.704
**D	JPMORGAN FUND ICVC - JPM EUROPE FUND	0	1.609.200	1.609.200
**D	JPM EUROPE DYNAMIC (EX UK) FUND	0	3.274.548	3.274.548
**D	JPMORGAN FUND ICVC - JPM GLOBAL CONSUMER	0	241.483	241.483
**D	JPMORGAN LIFE LIMITED	0	78.062	78.062
**D	JPM FUND ICVC-JPM MULTI-ASSET INCOME FD	0	70.670	70.670
**D	JPMORGAN FUND ICVC - JPM EUROPE FUND	0	1.038.395	1.038.395
**D	SHELL PENSIONS TRUST LIMITED AS TRU	0	199.717	199.717
**D	HAMPSHIRE COUNTY COUNCIL PENSION FUND	0	1.170.202	1.170.202
**D	JOHN LEWIS PARTNERSHIP TRUST FOR PENSION	0	237.171	237.171
**D	NATIONAL FARMERS UNION MUTUAL INSURANCE	0	1.546.579	1.546.579
**D	TFL PENSION FUND	0	88.320	88.320
**D	STICHTING PENSIONFONDS MEDISCH SPECIALI	0	66.144	66.144
**D	THE BARCLAYS BANK UK RETIREMENT FUND	0	4.853.457	4.853.457
**D	THE MASTER TRUST BANK OF JAPAN, LTD. AS TRUSTEE FOR MUTB4000045792	0	135.366.654	135.366.654
**D	VANGUARD TOTAL INTERNATIONAL STOCK INDEX	0	382.960	382.960
**D	VANGUARD FID COMPANY EUROPEAN STOCK INDE	0	429.892	429.892
**D	PRUDENTIAL LEGACY INSURANCE COMPANY NJ	0	4.348.059	4.348.059
**D	MTB FOR GOVERNMENT PENSION FD45828	0	16.046.071	16.046.071
**D	THE MASTER TRUST BANK OF JAPAN LTD	0	8.564	8.564
**D	HONG KONG EXPORT CREDIT INSURANCE CORPOR	0	312.372	312.372
**D	GOVERNMENT SUPERANNUATION FUND	0	8.852	8.852
**D	STATE OF CALI SAV PLUS PROG MASTER TRUST	0	16.200	16.200
**D	DEKA INTERNATIONAL S.A. RE HASPA MU	0	37.700	37.700
**D	INTERNATIONAL FUND MANAGEMENT S.A. RE STRATEGIECONCEPT VM BC	0	112.850	112.850
**D	DEKA VERMOGENSMANAGEMENT GMBH RE KEPPLER	0	430.000	430.000
**D	DEKA INVEST MBH VITUS FIRST VALUE FONDS	0	206.464	206.464
**D	DEKA INVEST RE DEKA TRUST BALANCED-FONDS	0	27.900	27.900
**D	DEKA A-DIM-WETZLAR-BALANCED-FONDS	0	36.096	36.096
**D	DEKA INVESTMENT GMBH RE AWW-FONDS	0	28.135	28.135

2084

13

LISTA ESITO DELLE VOTAZIONE

Oggetto: Piano 2020 di incentivazione di lungo termine destinato al management di Enel S.p.A. e/o di società da questa controllate ai sensi dell'art. 2359 del codice civile. FAVOREVOLI

Badge	Ragione Sociale	Proprio	Delega	Totale
**D	DEKA INVEST GMBH RE DEKA MULT ASS TOT RE	0	9.137	9.137
**D	DEKA A-DOR-FONDS	0	131.979	131.979
**D	DEKA INVEST RE INTER-ESSEN-FONDS	0	22.017	22.017
**D	DEKA INVESTMENT GMBH RE DOHAMUN-FONDS DER IHK 2U DORTMUND	0	1.807	1.807
**D	DEKA INVEST GMBH MULDENTAL FONDS	0	66.000	66.000
**D	DEKA INVESTMENT GMBH RE PENSIONS FONDS MA	0	22.279	22.279
**D	DEKA INVESTMENT GMBH RE BF MASTERFONDS	0	73.219	73.219
**D	DEKA A-BAD HERSFELD-FONDS	0	56.000	56.000
**D	DEKA INVESTMENT GMBH RE A-ABAL 91-FONDS	0	21.614	21.614
**D	DEKA INVESTMENT GMBH RE WI AKTIEN	0	63.718	63.718
**D	DEKA INV. GMBH RE ROLAND MASTERFONDS	0	68.405	68.405
**D	DEKA INV.A-BGL-FONDS	0	40.273	40.273
**D	DEKA INVESTMENT GMBH RE MV-FONDS	0	108.000	108.000
**D	DEKA INVESTMENT GMBH RE TBG FONDS	0	74.000	74.000
**D	INTERNATIONALE KAPITALANLAGEGESELLSCHAFT	0	120.000	120.000
**D	DEKA INVE GMBH RE DEKA-PRIVATVORSORGE AS	0	250.000	250.000
**D	DEKA INVEST GMBH RE CHRISTOPHORUS FD	0	3.296	3.296
**D	DEKA INVEST GMBH RE AGR DENA	0	23.900	23.900
**D	DEKA INVESTMENT GMBH RE STADTBahn-FONDS	0	6.302	6.302
**D	DEKA INVESTMENT GMBH RE DEKA-KSG-FONDS	0	31.564	31.564
**D	DEKA INVEST MAJLERONN-STROMBERG-FONDS	0	32.500	32.500
**D	DEKA INVEST REGIONALE-WUPPERTAL-FONDS	0	2.919	2.919
**D	DEKA INVEST GMBH RE DEKA-SBO-FONDS	0	9.616	9.616
**D	DEKA INVEST GMBH RE BODENSEE-FONDS	0	5.000	5.000
**D	DEKA INVESTMENT GMBH RE DEKA-BR 20	0	2.078	2.078
**D	DEKA INVESTMENT GMBH RE VER 03-FONDS	0	16.802	16.802
**D	DEKA INVEST RE KOMMUNAL-TUT-BALANCED -FO	0	34.500	34.500
**D	DEKA INVESTMENT GMBH RE A-AMISIA-FONDS	0	90.000	90.000
**D	DEKA INVESTMENT GMBH RE A-ASD-FONDS	0	39.300	39.300
**D	DEKA INVESTMENT GMBH RE A-RSK FULDA-FOND	0	64.100	64.100
**D	DEKA INVEST. A-NORDHAUSEN 2-FONDS	0	200.188	200.188
**D	DEKA INVEST.GMBH RE HUPPERTUZ GLOBAL	0	2.248	2.248
**D	DEKA INVESTMENT GMBH RE A WITTRING LCR F	0	8.150	8.150
**D	DEKA INVESTMENT GMBH RE S BROKER 1 FONDS	0	12.000	12.000
**D	DEKA INVESTMENT GMBH RE A-SKGO-FONDS	0	8.500	8.500
**D	DEKA INVESTMENT GMBH RE LANDSBERG-FONDS	0	62.600	62.600
**D	DEKA INVEST GMBH RE PHIL 1-FONDS	0	20.000	20.000
**D	DEKA INVESTME GMBH RE CHRONOS FUNDMASTER	0	110.000	110.000
**D	DEKA INVESTMENT GMBH RE WI DISCOUNT	0	1.155.000	1.155.000
**D	DEKA INVESTM GMBH RE A-HECKER-FONDS I	0	163.000	163.000
**D	SUBBIA FONDS	0	682.452	682.452
**D	BMW AG	0	94.987	94.987
**D	EPS	0	149.711	149.711

87

2085

Assemblea Ordinaria del 14 maggio 2020

LISTA ESITO DELLE VOTAZIONI

Oggetto: Piano 2020 di incentivazione di lungo termine destinato al management di Enel S.p.A. e/o di società da questa controllate ai sensi dell'art. 2359 del codice civile.
FAVOREVOLI

Badge	Ragione Sociale	Proprio	Delega	Totale
**D	OB 2	0	259.332	259.332
**D	GVV FOLDFONDS PAL	0	425.253	425.253
**D	DEKA VALUE PLUS	0	576.820	576.820
**D	ALLIANZGI-FONDS DSPT	0	446.141	446.141
**D	RAGS-FUNDMASTER	0	136.061	136.061
**D	GVV FOLDFONDS VOL AG I	0	318.493	318.493
**D	ARTEMIS INSTITUTIONAL GLOBAL CAPITAL FUN	0	118.037	118.037
**D	THE MASTER TRUST BANK OF JAPAN LTD	0	4.538.628	4.538.628
**D	UI-E	0	212.510	212.510
**D	NATIONAL PENSION INSURANCE FUND	0	129.639	129.639
**D	NATIONWIDE BAILLARD INTERNATIONAL EQUIT F	0	150.000	150.000
**D	NATIONWIDE INTERNATIONAL INDEX FUND	0	727.837	727.837
**D	UPMORGAN EUROPEAN INVESTMENT TRUST PIC	0	737.308	737.308
**D	INTERNATIONAL FUND MANAGEMENT S.A. RE GLO	0	63.000	63.000
**D	INTERNATIONAL FUND MANAGEMENT S.A. RE IFM	0	427.000	427.000
**D	INTERNATIONAL FUND MANAGEMENT S.A. RE IF	0	3.500.000	3.500.000
**D	DEKA INTERNATIONAL S.A. RE DEKA-EUROPAVA	0	146.208	146.208
**D	DEKA INTL S.A GLOBALE AKTIEN LOWRISK	0	1.765.037	1.765.037
**D	DEKA INTERNATIONAL S.A RE DEKALUX-EUROPA	0	700.000	700.000
**D	DEKA INTERNATIONAL S.A. RE DEKAMULTI ASSET ERTRAG	0	2.291.783	2.291.783
**D	INTERNATIONAL FUND MANAGEMENT S.A.	0	23.535	23.535
**D	DEKA INTERNATIONAL S.A RE DEKA-EURO PAGARANT	0	272.179	272.179
**D	EQ ADVISORS TRUST - 1290 VT SMARTBETA EQ	0	10.720	10.720
**D	JNL/BLACKROCK GLOBAL ALLOCATION FUND	0	2.863.996	2.863.996
**D	JNL BLACKROCK ADVANTAGE INTERNATIONAL FU	0	13.446	13.446
**D	EQ ADVISORS TR EQ TEMPLE GLOB EQ M VO P	0	75.362	75.362
**D	BOILERMAKERS NATIONAL ANNUITY TRUST	0	94.702	94.702
**D	T. ROWE PRICE GLOBAL EQUITY FUND	0	8.823	8.823
**D	VANTAGETRUST III MAST COLLECT INVE FU TR	0	540.339	540.339
**D	THE MASTER TRUST BANK OF JAPAN LTD	0	4.933	4.933
**D	BBP INKA	0	99.418	99.418
**D	THE NATIONAL FARMERS UNION MUTUAL INS LINK PEN	0	75.110	75.110
**D	THE MASTER TRUST BANK OF JAPAN LTD	0	605.155	605.155
**D	THE MASTER TRUST BANK OF JAPAN LTD	0	282.161	282.161
**D	BUREAU OF LABOR FUNDS- LABOR PENSION FUND	0	1.448.790	1.448.790
**D	BUREAU OF LABOR FUNDS- LABOR PENSION FUND	0	903.577	903.577
**D	BUREAU OF LABOR FUNDS-LABOR RETI FUND	0	157.648	157.648
**D	BUREAU OF LABOR FUNDS-LABOR RETI FUND	0	92.701	92.701
**D	BUREAU OF LABOR FUNDS-LABOR INSURANCE FU	0	80.014	80.014
**D	NEW YORK STATE COMMON RETIREMENT FUND	0	5.197.739	5.197.739
**D	NEW YORK STATE COMMON RETIREMENT FU	0	4.417.278	4.417.278
**D	MISSOURI EDUCATION PENSION TRUST	0	342.833	342.833
**D	STATE OF WYOMING	0	455.278	455.278

2086

B

LISTA ESITO DELLE VOTAZIONE

OGGETTO: Piano 2020 di incentivazione di lungo termine destinato al management di Enel S.p.A. e/o di società da questa controllate ai sensi dell'art. 2359 del codice civile. FAVOREVOLI

Badge	Ragione Sociale	Proprio	Delega	Totale
**D	ARTEMIS GLOBAL EQUITY INCOME FUND	0	2.197.126	2.197.126
**D	ARTEMIS EUROPEAN GROWTH FUND	0	1.104.400	1.104.400
**D	AXA ROSENBERG EUROPEAN FUND	0	23.730	23.730
**D	AXA FUND FOR ARAB ECONOMIC DEVELOPMEN	0	53.190	53.190
**D	BLACKROCK MULTI-ASSET INC.PORTF.OF BLACK	0	1.444.940	1.444.940
**D	BLACKROCK INTERNATIONAL INDEX V.I.FUND OF	0	103.512	103.512
**D	BLACKROCK TRUST BANK OF JAPAN LTD	0	137.132	137.132
**D	THE MASTER TRUST BANK OF JAPAN LTD	0	5.913	5.913
**D	THE MASTER TRUST BANK OF JAPAN LTD	0	3.597.991	3.597.991
**D	THE MASTER TRUST BANK OF JAPAN LTD	0	16.183.903	16.183.903
**D	BLACKROCK INSTITUTIONAL TRUST COMPA	0	58.770.455	58.770.455
**D	BLACKR INS T COMP NA INV F FOR EMP BEN T	0	1.960.964	1.960.964
**D	BLACKROCK MSCI EAFE EQUITY INDEX NON-LENDABLE FUND	0		0
**D	TRUST AND CUSTODY SERVICES BANK, LTD. AS TRUSTEE FOR MHTB AS TRUSTEE FOR MHAM INTERNATIONAL EQUITY INDEX MOTHER FUND	61.695		61.695
**D	TRUST AND CUSTODY SERVICES BANK LIMITED	0	693.341	693.341
**D	VETIC INST TOTAL INT STOCK MARKET IND TRU	0	3.644.797	3.644.797
**D	WASHINGTON STATE INVESTMENT BOARD	0	5.530.259	5.530.259
**D	BLACKROCK MSCI EMU IMI INDEX FD B (EMUIM	0	6.670	6.670
**D	MSCI WORLD EQUITY ESG SCREENED INDE	0	1.039.964	1.039.964
**D	MSCI EUROPE EQUITY INDEX FUND B (EU	0	6.728.595	6.728.595
**D	MSCI ACWI EX-U.S. IMI INDEX FUND B2	0	489.235	489.235
**D	MSCI EUROPE EQUITY ESG SCREENED INDEX FUND B	0	8.835	8.835
**D	EUROPE EQUITY INDEX ESG SCREENED FU	0	517.658	517.658
**D	EUROPE EX-UK ALPHA TILTS ESG SCREEN	0	46.687	46.687
**D	INTERNATIONAL ALPHA TILTS FUND B (I	0	193.432	193.432
**D	GLOBAL EX US ALPHA TILTS FUND B	0	38.819	38.819
**D	JPMORGAN GLOBAL RESEARCH ENHANCED IND FU	0	890.992	890.992
**D	JPMORGAN GLOBAL ALLOCATION FUND	0	539.940	539.940
**D	JPMORGAN EUROPE DYNAMIC FUND	0	1.413.470	1.413.470
**D	JPMORGAN INCOME BUILDER FUND	0	2.088.367	2.088.367
**D	JPMORGAN DIVERSIFIED RETURN GLOB EQ ETF	0	25.889	25.889
**D	JPMORGAN INSURANCE TRUST GLOBAL ALLOC PO	0	12.172	12.172
**D	JPMORGAN INSURANCE TRUST INCOME BUILD PO	0	14.000	14.000
**D	JPMORGAN DIVERSIFIED RETURN EUROPE EQUITY ETF	0	7.631	7.631
**D	JPMORGAN DIVERSIF RETURN INTERNAT EQ ETF	0	103.113	103.113
**D	JPMORGAN INTERNATIONAL ADVANTAGE FUND	0	566.410	566.410
**D	JPMORGAN INTERNAT.RESEARCH ENHANCED EQUI	0	8.450.245	8.450.245
**D	JPMORGAN MACRO OPPORTUNITIES FUND	0	28.814	28.814
**D	JPMORGAN BETABUILDERS INTERNATIONAL	0	25.505	25.505
**D	JPMORGAN BETABUILDERS EUROPE ETF	0	2.321.720	2.321.720
**D	THRIFT SAVINGS PLAN	0	28.239.959	28.239.959
**D	CDN MSCI EAFE MINIMUM VOLATILITY INDEX F	0	11.464	11.464
**D	BLACKROCK CDN MSCI EAFE EQUITY INDEX FUN	0	3.628.989	3.628.989

2087

LISTA ESITO DELLE VOTAZIONE

Oggetto: Piano 2020 di incentivazione di lungo termine destinato al management di Enel S.p.A. e/o di società da questa controllate ai sensi dell'art. 2359 del codice civile.
FAVOREVOLI

Badge	Ragione Sociale	Proprio	Delega	Totale
**D	BLACKROCK CDN MSCI EAFE INDEX PLUS FUND	0	63.073	63.073
**D	BLACKROCK CDN WORLD INDEX FUND	0	420.667	420.667
**D	STICHTING PENSIOENFONDS VOOR HUISARTSEN	0	269.468	269.468
**D	JPMORGAN FUND ICVC - JPM GLOBAL RESEARCH ENHANCED INDEX EQUITY FUND	0	82.117	82.117
**D	JPMORGAN INTERNATIONAL HEDGED EQUITY FUND	0	102.001	102.001
**D	COMMINGLED PENSION TR FUN INT OPPORTUNITII	0	2.350.905	2.350.905
**D	JPMORGAN DIVERSIFIED FUND	0	-70.626	70.626
**D	COLUMBIA GLOBAL INFRASTRUCTURE FUND	0	806.744	806.744
**D	STATE FARM INSURANCE CO EMPLOYEE RETIREM	0	1.698.117	1.698.117
**D	COLUMBIA CAPITAL ALLOCATION AGGRESSIVE P	0	4.214	4.214
**D	COLUMBIA CAPITAL ALLOCATION CONSERVAT PO	0	1.036	1.036
**D	COLUMBIA CAPITAL ALLOCATION MODERATE POR	0	5.100	5.100
**D	COLUMBIA CAPITAL ALLOCAT MODER CONSER PO	0	3.557	3.557
**D	1290 FUNDS - 1290 SMARTBETA EQUITY FUND	0	1.582	1.582
**D	AQR FUNDS - AQR INTERNATIONAL MULTI STYL	0	12.000	12.000
**D	DELTA MASTER TRUST	0	1.076.422	1.076.422
**D	JPMORGAN ACCESS BALANCED FUND	0	15.680	15.680
**D	JPMORGAN ACCESS GROWTH FUND	0	22.225	22.225
**D	PROVEDA GLOBAL EQUITY, LP	0	26.882	26.882
**D	MULTI-MANAGER INTERNATIONAL EQUITY STRATEGIES FUND	0	3.936	3.936
**D	EQ ADVISORS TRUST - EQ/WELLINGTON E	0	843.273	843.273
**D	U S STEEL CORP REPRES RETIREE'S BENEF TR	0	79.265	79.265
**D	COMMINGLED PENSION TRUST FUND (GLOBAL OP	0	11.658	11.658
**D	FREDERICK S. UPTON FOUNDATION CAPITAL GU	0	769.268	769.268
**D	STATE OF NEW MEXICO STATE INVEST COUNCIL	0	25.030	25.030
**D	COMMINGLED PENSION TRUST FUND (INTREPID INTERNATIONAL) OF JPMORGAN CHASE BANK	0	2.129.343	2.129.343
**D	KATHERINE C. MOORE CHARITABLE LEAD ANNUITY TRUST II	0	3.340.088	3.340.088
**D	INVESCO OPPENHEIMER GLOBAL MULTI-AS	0	14.425	14.425
**D	NEW YORK LIFE INSURANCE AND ANNUITY CO	0	23.714	23.714
**D	MULTI-MANAGER DIRECTIONAL ALTERNATIVE STRATEGIES FUND	0	30.104	30.104
**D	CAPITAL GUARDIAN GLOBAL EQUITY FUND	0	50.766	50.766
**D	JPMORGAN INTERNATIONAL EQUITY PLUS FUND	0	510.459	510.459
**D	RETIREMENT PLAN FOR EMPLOYEES OF AETNA INC	0	2.620.227	2.620.227
**D	DUKE ENERGY RETIREMENT SAVINGS PLAN	0	26.887	26.887
**D	THE KATHERINE MOORE REVOCABLE TRUST	0	275.266	275.266
**D	JAB CONSOLIDATED LTD	0	463.700	463.700
**D	F.M.KIRBY TRUST DATED 1/3/75 FBO FRED M. KIRBY III	0	15.133	15.133
**D	FM KIRBY TRUST DTD 1/3/75 FBO S DILLARD KIRBY	0	1.426	1.426
**D	FM KIRBY DTD TRUST 1/3/75 FBO JEFFERSON W KIRBY	0	6.505	6.505
**D	OSHARES FTSE EUROPE QUALITY DIVIDEND ETF	0	8.853	8.853
**D	NM5-WIEQ-CNS ACCOUNT	0	6.506	6.506
**D		0	58.168	58.168
**D		0	9.200	9.200

2088

EA

LISTA ESITO DELLE VOTAZIONE

Objetto: Piano 2020 di incentivazione di lungo termine destinato al management di Enel S.p.A. e/o di società da questa controllate ai sensi dell'art. 2359 del codice civile. FAVOREVOLI

Badge	Ragione Sociale	Proprio	Delega	Totale
**D	WIF-C S GBL LISTED INFRASTRUCTURE	0	87.189	87.189
**D	NM3 GLEQ GOG ACCOUNT	0	117.088	117.088
**D	NM5 GIEP NVN ACCOUNT	0	123.518	123.518
**D	NM5 WIEQ BRF ACCOUNT	0	24.400	24.400
**D	NM5-WIEQ-NVN ACCOUNT	0	45.671	45.671
**D	DPAM EQUITIES L	0	321.007	321.007
**D	DPAM L	0	27.100	27.100
**D	DPAM CAPITAL B	0	673.965	673.965
**D	DPAM HORIZON B	0	51.250	51.250
**D	DPAM DBI-RDT B	0	332.156	332.156
**D	DPAM INVEST B	0	2.274.132	2.274.132
**D	I.I.SICAV INSTITUTIONNELLE DE DROIT BELGE	0	380.000	380.000
**D	BERNISCHE PENSIONSKASSE	0	1.101.026	1.101.026
**D	PRISMA FONDATION SUISSE D'INVESTISSEMENT PRISMA ESG WORLD EX-CH L.V.EQ. H	0	1.741	1.741
**D	MERRILL LYNCH PROFESSIONAL CLEARING CORP	0	265.297	265.297
**D	HELBA INVEST KAPITALANLAGEGESELLSCHAFT MBH	0	1.275.000	1.275.000
**D	BALOISE FUND INVEST (CH)-AKTIEN WELT EX SCHWEIZ PASSIV CREDIT SUISSE FUNDS AG	0	8.605	8.605
**D	CREDIT SUISSE FUNDS AG ASAST AKTIEN AUSLAND MANDAT ALLIANZ GLOBAL INVESTORS	0	24.501	24.501
**D	CSIF (CH) III EQUITY WORLD EX CH VALUE WEIGHTED - PENSION FUND CREDIT SUISSE FUNDS AG	0	49.626	49.626
**D	AXA VORSORGE FONDS II - EQUITIES GLOBAL MARKETS CREDIT SUISSE FUNDS AG	0	45.076	45.076
**D	SZKB STRATEGIEFONDS WACHSTUM CREDIT SUISSE FUNDS AG	0	40.698	40.698
**D	PK CSG WORLD EQUITY CREDIT SUISSE FUNDS AG	0	92.562	92.562
**D	SZKB STRATEGIEFONDS AUSGEWOGEN CREDIT SUISSE FUNDS AG	0	48.606	48.606
**D	MIGROS AST FONDS II AKTIEN AUSLAND CREDIT SUISSE FUNDS AG	0	430.000	430.000
**D	AXA VORSORGE FONDS - EQUITIES GLOBAL MARKETS III CREDIT SUISSE FUNDS AG	0	715.392	715.392
**D	PK CSG WORLD EQUITY CREDIT SUISSE FUNDS AG MANDAT SWISS ROCK	0	292.204	292.204
**D	CS INVESTMENT FONDS 2 LUX EUROZONE ACTIVE OPPORTUNITIES EQ	0	707.473	707.473
**D	CSIF 2 CREDIT SUISSE (LUX) EUROPEAN DIVIDEND PLUS EQUITY FD	0	822.241	822.241
**D	CREDIT SUISSE INDEX FUND (LUX) - CSIF (LUX) EQUITY EMU	0	3.280.661	3.280.661
**D	CREDIT SUISSE INDEX FUND (LUX) - CSIF (LUX) EQUITY WORLD FACTOR MIX	0	11.445	11.445
**D	CS INVESTMENT FONDS 2 - CREDIT SUISSE (LUX) INFRASTRUCTURE EQUITY FUND	0	665.000	665.000
**D	CREDIT SUISSE INDEX FUND (LUX) - CSIF (LUX) EQUITY EMU BLUE	0	2.870.014	2.870.014
**D	CREDIT SUISSE INDEX FUND (LUX) - CSIF (LUX) EQUITY EURO STOXX MULTI PREMIA	0	26.622	26.622
**D	CSIF (CH) EQUITY EMU CREDIT SUISSE FUNDS AG	0	1.273.993	1.273.993
**D	FINREON WORLD EQUITY ISOPRO (PENSION) CREDIT SUISSE FUNDS AG	0	32.359	32.359
**D	ACM VIE SA SELR EURO	0	869.400	869.400
**D	ACM VIE SA FONDS GENERAL	0	8.494.718	8.494.718
**D	ACM MUT FONDS GENERAL	0	1.975.105	1.975.105
**D	ACM IARD SA	0	1.007.481	1.007.481
**D	BAYERINVEST KAPITALVERWALTUNGSGESELLSCHAFT MBH	0	5.415.311	5.415.311
**D	FIDELITY ADVIS SVIII FID ADV INT CA AP F	0	6.749.700	6.749.700
**D	FIAM GROUP TR FOR EMPLOYEE BENEFA	0	6.608.175	6.608.175
**D	VARIABLE INSURANCE PROO FD II INTER CAP	0	736.200	736.200

13

lopp

Assemblea Ordinaria del 14 maggio 2020

LISTA ESITO DELLE VOTAZIONE

Oggetto: Piano 2020 di incentivazione di lungo termine destinato al management di Enel S.p.A. e/o di società da questa controllate ai sensi dell'art. 2359 del codice civile. FAVOREVOLI

Badge	Ragione Sociale	Proprio	Delega	Totale
**D	JAPAN TRUSTEE SERVICES BANK LTD	0	100.324	100.324
**D	FIDELITY FUNDS SICAV	0	30.747	30.747
**D	FIDELITY FUNDS SICAV	0	824.496	824.496
**D	NN (L)	0	5.168.307	5.168.307
**D	JAPAN TRUSTEE SERVICES BANK LTD	0	17.157	17.157
**D	PYRAMIS SELECT INTER EQ FUND LLC	0	135.963	135.963
**D	PYRAMIS GROUP TR FOR EMPLOYEES BENEF PLAN	0	16.069	16.069
**D	FIDELITY SAL ST FIDELITY GLOBAL EX US IN	0	2.091.423	2.091.423
**D	FIDELITY SALEM STR T FID TOTAL INT IND F	0	1.392.288	1.392.288
**D	FIDELITY UCITS ICAV	0	66.350	66.350
**D	FIDELITY UCITS II ICAV	0	32.160	32.160
**D	VARIABLE INSURANCE PRODUCTS FUND II: INTERNATIONAL INDEX PORTFOLIO	0	45.153	45.153
**D	FIDELITY SALEM STREET TRUST: FIDELITY ZERO INTERNATIONAL INDEX FUND	0	502.209	502.209
**D	FIDELITY CONCORD STREET TRUST: FIDELITY SERIES INTERNATIONAL INDEX FUND	0	71.271	71.271
**D	SEI INSTIT INV TRUST WORLD EQUITY EX US FD WELLING	0	4.147.590	4.147.590
**D	FIDELITY RETIREE HEALTH REIMBURSEMENT PL	0	113.308	113.308
**D	ANIMA SGR SPA ANIMA SELEZIONE EUROPA	0	1.025.016	1.025.016
**D	ANIMA ALTO POTENZIALE ITALIA ANIMA SGR	0	1.000.000	1.000.000
**D	ANIMA SELEZIONE GLOBALE ANIMA SGR	0	386.200	386.200
**D	ANIMA ALTO POTENZIALE EUROPA ANIMA SGR S	0	1.337.306	1.337.306
**D	ANIMA SGR SPA - ANIMA VISCONTEO PLUS	0	796.923	796.923
**D	ANIMA SGR SPA	0	406.032	406.032
**D	ANIMA SGR SPA ANIMA CRESCITA ITALIA	0	1.342.320	1.342.320
**D	ANIMA ITALIA ANIMA SGR	0	3.291.034	3.291.034
**D	ANIMA VISCONTEO ANIMA SGR SPA	0	4.277.955	4.277.955
**D	ANIMA/ANIMA VAL.GLOBALE	0	733.500	733.500
**D	ANIMA FONDO TRADING ANIMA SGR SPA	0	2.039.352	2.039.352
**D	ANIMA EUROPA ANIMA SGR SPA	0	600.000	600.000
**D	ANIMA SGR SPA ANIMA VESPUCCI	0	548.354	548.354
**D	ANIMA SGR SPA ANIMA MAGELLANO	0	100.800	100.800
**D	ALETTI GES OB ITA	0	488.500	488.500
**D	ALETTI GES OB EUR C	0	250.000	250.000
**D	ALETTI GES MT EUR	0	300.000	300.000
**D	ALETTI GES PR CED II	0	508.940	508.940
**D	ANIMA SGR SPA - GESTIELLE PRO ITALIA	0	482.480	482.480
**D	ALETTI GES ABS RE	0	125.000	125.000
**D	ALETTI GES C MT IV	0	163.207	163.207
**D	ALETTI GES C MT V	0	20.151	20.151
**D	ALETTI GES C MT V	0	390.852	390.852
**D	ALETTI GES MALLI	0	332.257	332.257
**D	ANIMA MEGATREND ANIMA SGR	0	75.000	75.000
**D	ANIMA FICFAC MAGELLANO 2022 ANIMA SGR	0	26.640	26.640
**D	ANIMA FICFAC VALORE GLOBALE 2022 ANIMA S	0	48.599	48.599

lopo

EPC

LISTA ESITO DELLE VOTAZIONE

Oggetto: Piano 2020 di incentivazione di lungo termine destinato al management di Enel S.p.A. e/o di società da questa controllate ai sensi dell'art. 2359 del codice civile.
FAVOREVOLI

Badge	Ragione Sociale	Proprio	Delega	Totale
**D	ANIMA ESAGONC OBBL CORP ANIMA SGR	0	13.700	13.700
**D	ANIMA ESAGONC AZIONARIO GLOBALE ANIMA SG	0	8.390	8.390
**D	DEAM FONDS AT2M	0	24.000	24.000
**D	JANUS HENDERSON HORIZON FUND	0	5.948.546	5.948.546
**D	JANUS HENDERSON FUND	0	7.628.875	7.628.875
**D	JANUS HENDERSON GLOBAL EQUITY INCOME.FD	0	2.532.172	2.532.172
**D	JANUS HEND INSTIT EUROP INDEX OPP FUND	0	65.022	65.022
**D	JANUS HENDERSON EUROPEAN FOCUS FUND	0	1.680.093	1.680.093
**D	JANUS HENDERSON EUROPEAN SELECT OPPS.FD	0	5.968.344	5.968.344
**D	JANUS HEND EUROPEAN ABSOLUTE RETURN FUND	0	98.729	98.729
**D	ENHANCED INDEX INTERNATIONAL SHARE FUND	0	528.326	528.326
**D	AMP CAP UNHEDGED GL SHS MULTI MAN FUND	0	101.568	101.568
**D	WHOLESALE GLOBAL EQUITY VALUE FUND	0	228.920	228.920
**D	JANUSHENDERSON GLOBAL EQUITY INCOME FUND	0	65.700	65.700
**D	MUTACTION 11	0	858.280	858.280
**D	AVIVA PATRIMOINE	0	40.125	40.125
**D	AVIVA DIVERSIFIE	0	7.236	7.236
**D	FCP AVIVA INVESTORS SELECTION	0	36.891	36.891
**D	FCP AVIVA INVESTORS CONVICTION	0	343.112	343.112
**D	FCP AVIVA INVESTORS VALORISATION	0	208.584	208.584
**D	FCP AFER ACTIONS EURO	0	2.049.938	2.049.938
**D	FCP AVIVA PERFORMANCE	0	11.238	11.238
**D	FCP AVIVA ACTIONS BURO	0	219.472	219.472
**D	FCP AVIVA STRUCTURE INDEX 3	0	178.399	178.399
**D	FCP AVIVA INVESTORS ACTIONS EURO	0	723.254	723.254
**D	FCP CAP EQUILIBRE	0	2.630	2.630
**D	FCP HUMANIS RETRAITE ACTIONS	0	1.098.676	1.098.676
**D	FCP INTER ACTIO	0	1.235	1.235
**D	FCP CAP SERENITE	0	1.859	1.859
**D	FCPE ESTERRA	0	680	680
**D	FCPE MAN ENERGY SOLU FRANCE SAS	0	3.347	3.347
**D	FCPE OMYA DIVERSIFIE	0	1.943	1.943
**D	EPSENS OFFENSIF ISR	0	360.877	360.877
**D	FCPE GEMALTO DYN SOLID	0	26.264	26.264
**D	FCPE SAL GROUP CIE DEUTS	0	4.164	4.164
**D	FCPE GROUP APA NRD OUEST	0	932	932
**D	FCPE HGA ACTIONS ISR	0	906.289	906.289
**D	FCPE NESTLE FRANCE ACTIO	0	104.595	104.595
**D	FCPE GIVAUDAN	0	16.295	16.295
**D	FCPE CROWN EMBAL FR SAS	0	11.606	11.606
**D	FCPE CLAIREFONTAINE EXAC	0	290	290
**D	FCF HE ACTIONS LAZARD	0	492.503	492.503
**D	FCPE DPI N 2	0	6.357	6.357

LISTA ESITO DELLE VOTAZIONI

Oggetto: Piano 2020 di incentivazione di lungo termine destinato al management di Enel S.p.A. e/o di società da questa controllate ai sensi dell'art. 2359 del codice civile.
FAVOREVOLI

Badge	Ragione Sociale	Proprio	Delega	Totale
**D	FCPE EPARGNE SOL DYN THA	0	233.037	233.037
**D	FCPE SRF DIV INTEREXP	0	17.466	17.466
**D	FCPE MATRA	0	20.433	20.433
**D	FCPE GR SCHLINDER AUD	0	3.315	3.315
**D	FCPE RATIER FIGEAC	0	4.647	4.647
**D	FCPE THALES ALENIA SP 3	0	2.912	2.912
**D	FCPE NALCO FRANCE S A S	0	3.011	3.011
**D	FCPE COMPTAGE IMMOBILIER	0	5.704	5.704
**D	BUILDING SOLUTIONS DIVERSIFIE	0	6.874	6.874
**D	FCPE S E P DIV ACTIONS	0	7.584	7.584
**D	FCPE RELAIS H DIVERSIFIE	0	2.529	2.529
**D	FCPE ILL CIMENT CALCIA D	0	4.122	4.122
**D	FCPE GROUPE SECURITAS	0	5.947	5.947
**D	FCPE ZOLPAN INVEST 5 ANS	0	868	868
**D	FCP HGA ACTIONS SOLIDAIRE EMPLOI SANTE	0	269.506	269.506
**D	FCPE ITW DE FRANCE	0	5.270	5.270
**D	FCPE CREAM PROV C D AZUR	0	8.069	8.069
**D	FCPE ARJOWIGGINS CANSON	0	384	384
**D	FCPE NUFARM EXP SOLIDA	0	542	542
**D	FCPE CHANTELLE	0	1.013	1.013
**D	FCPE GE FONDS A SOLIDAIRE	0	28.259	28.259
**D	FCPE THALES ALENIA SP 1	0	1.861	1.861
**D	FCPE SAFRAN ETHIQUE SLDR	0	44.140	44.140
**D	FCPE HENKEL DVSF INT EXP	0	3.032	3.032
**D	FCPE HORIZON EPARGNE MIXTE	0	18.036	18.036
**D	FCP HUMANIS RETRAITE ACTION BAS CARBONE	0	471.846	471.846
**D	HUMANIS RETRAITE DIVERSIFIE	0	1.504.673	1.504.673
**D	ACTIAM RESPONSIBLE INDEX FUND EQUITY EUR	0	1.724.625	1.724.625
**D	STICHTING JURIDISCH EIGENAR ACTIAM	0	2.741.039	2.741.039
**D	FCPE SAIPEM ACTIONS	0	11.392	11.392
**D	ACTIAM BELEGGINGSFONDSEN NV	0	191.283	191.283
**D	JANUS HENDERSON DIVIDEND INCOME BUILDER	0	211.278	211.278
**D	DNCA BEYOND EUROPEAN LEADERS	0	135.000	135.000
**D	HUGO DNCA	0	72.944	72.944
**D	DNCA VALUE EUROPE	0	1.732.183	1.732.183
**D	FCP DNCA EVOLUTIF	0	1.429.391	1.429.391
**D	OPI INVEST	0	230.904	230.904
**D	MANAGEMENT BOARD PUBLIC SERVICE PENSION	0	73.094	73.094
**D	FIDELITY GLOBAL LOW VOLATILITY EQUITY FU	0	21.940	21.940
**D	AXA EQUITABLE LIFE INSURANCE CO	0	103.598	103.598
**D	JPM CHASE BANK - PB - UK CORPORATIONS	0	196.118	196.118
**D	BIRELEY'S ORANGE JAPAN, S.A.	0	23.778	23.778
**D	AXA OFFSHORE MULTIMANAGER FUNDS TRUST - AXA OFFSHORE AGGRESSIVE MULTIMANAGER FUND CIBC	0	6.210	6.210

EM

lope

LISTA ESITO DELLE VOTAZIONE

Oggetto: Piano 2020 di incentivazione di lungo termine destinato al management di Enel S.p.A. e/o di società da questa controllate ai sensi dell'art. 2359 del codice civile. FAVOREVOLI

Badge	Regione Sociale	Proprio	Delega	Totale
**D	FRONTIER COMMUNICATIONS PENSION PLAN	0	229.951	229.951
**D	GENERAL MOTORS PENSIOENFONDS OFF	0	23.134	23.134
**D	CONNECTICUT GENERAL LIFE INSURANCE COMPANY	0	18.336	18.336
**D	FO ESSENTIAL BETA FUND LTD	0	72.882	72.882
**D	FIDELITY MANAGEMENT AND RESEARCH CO	0	5.094	5.094
**D	FIDELITY INVESTMENTS MONEY MANAGEMENT IN	0	4.646	4.646
**D	ROYAL BOROUGH OF KINGSTON UPON THAMES PE	0	91.228	91.228
**D	EQ ADVISORS TRUST - EQ/AB DYNAMIC MODERA	0	329.059	329.059
**D	EQ ADV TRUST EQ/INT. EQ. INDEX PORTFOLIO	0	1.683.639	1.683.639
**D	BOILERMAKER BLACKSMITH NATIONAL PENSION	0	1.036.570	1.036.570
**D	MFS UTILITIES FUND	0	12.875.726	12.875.726
**D	FIDELITY DIVERSIFIED INTERNATIONAL FUND	0	12.371.700	12.371.700
**D	FIDELITY CENTRAL INVESTMENT PORTFOLIOS L	0	748.036	748.036
**D	AVIVA LIFE & PENSIONS UK LIMITED	0	1.949.215	1.949.215
**D	THE CAR CARE PENSION PLAN	0	36.318	36.318
**D	CITY OF PHILADELPHIA PUBLIC EMPL RET SYS	0	437.787	437.787
**D	FORSTA AP - FONDEN	0	1.491.450	1.491.450
**D	DWS INVESTMENT GMBH	0	2.786.989	2.786.989
**D	UKA-FONDS	0	181.934	181.934
**D	JUPTER GREEN INVESTMENT TRUST PLC	0	100.000	100.000
**D	NATIONAL PENSION INSURANCE FUND	0	90.939	90.939
**D	EQ.ADVISORS TRUST-AXA/AB DYNAMIC GROWTH	0	74.087	74.087
**D	EQ ADVISORS TRUST - EQ/MFS UTILITIES SERIES PORTFOLIO	0	775.404	775.404
**D	NVIT INTERNATIONAL EQUITY FUND ONE	0	68.594	68.594
**D	MARSHFIELD CLINIC MASTER TRUST	0	96.499	96.499
**D	BUREAU OF LABOR FUNDS - LABOR RETIREMENT FUND	0	90.939	90.939
**D	MISSOURI EDUCATION PENSION TRUST	0	744.229	744.229
**D	FIDELITY INV.FUNDS-FIDELITY INDEX WORLD	0	372.300	372.300
**D	FIDELITY INSTITUTIONAL SELECT GLOBAL EQU	0	82.809	82.809
**D	FIDELITY INV. FIDELITY INDEX EUROPE EX U	0	509.345	509.345
**D	THE MASTER TRUST BANK OF JAPAN LTD	0	142.198	142.198
**D	VANGUARD INTERNATIONAL VALUE FUND	0	8.578.763	8.578.763
**D	AVIVA INVESTORS INVESTMENT FUNDS IC	0	126.813	126.813
**D	BOMBARDIER TRUST U.S. MASTER TRUST	0	109.260	109.260
**D	VERMONT PENSION INVESTMENT COMMITTEE	0	323.069	323.069
**D	HORIZON HEALTHCARE SERVICES, INC	0	335.046	335.046
**D	KAYNE GLOBAL INFRASTRUCTURE FUND LP	0	45.100	45.100
**D	KOLDINGVEJ 2, BILLUND A/S, C/O KIRKBI AS	0	333.395	333.395
**D	BANK LOMBARD ODIER CO LTD	0	100.000	100.000
**D	UNIVERSITE DE GENEVE	0	105.746	105.746
**D	DANICA PENSION LIVSFORSIKRINGSKATIESELSKAB	0	222.539	222.539
**D	LOMBARD ODIER FUNDS (SWITZERLAND) SA I3D	0	1.222.003	1.222.003
**D	CAISSE INTER ENTREP DE PREV PROFES CIEFF	0	683.766	683.766

2093

EM

LISTA ESITO DELLE VOTAZIONE

Oggetto: Piano 2020 di incentivazione di lungo termine destinato al management di Enel S.p.A. e/o di società da questa controllate ai sensi dell'art. 2359 del codice civile.
FAVOREVOLI

Badge	Ragione Sociale	Proprio	Delega	Totale
**D	KAPITAL DANSKE INVEST INST DAN PENS OBLI	0	1.795.217	1.795.217
**D	AFDELING DANICA LINK - INDEKS GLOBALE AKTIER	0	25.780	25.780
**D	KAPITALFOR DANSKE INVEST INSTITUT DANICA PENSIONS - AKTIER	0	162.053	162.053
**D	INV. DANSKE INVEST EUROPA INDEKS KL	0	372.510	372.510
**D	EUROPA 2 KL 17 PARALLELVEJ KONGENS, LYNGBY, 2800 DENMARK	0	98.753	98.753
**D	INV DANSKE INVEST GLOBAL INDEKS KL	0	31.350	31.350
**D	INV DANSKE INV EUROPA HOJT UDBYTE	0	1.062.623	1.062.623
**D	EUROPA - AKKUMLERENDE KL PARALLELVEJ 17, KGS. LYNGBY, 2800 DENMARK	0	145.851	145.851
**D	INV. DANSKE INV.SELECT ELEKIN AKTIER	0	689.358	689.358
**D	INV DAN INV SEL GLOB EQUITY SOL AKK KL	0	307.996	307.996
**D	INV DANSKE INVEST GLOBAL STOCKFIC 2	0	115.636	115.636
**D	DANSKE INVEST SELECT GLOBAL EQUITY	0	28.091	28.091
**D	INV PROCAPTURE EUROPE INDEX FUND ACC KL	0	907.968	907.968
**D	GLOBAL AC INDEX FUND - ACCUMULATING KL	0	188.270	188.270
**D	GLOBAL INDEKS KL PARALLELVEJ 17, LYNGBY, 2800 DENMARK	0	300.496	300.496
**D	INV. DANSKE INVEST EUROPA	0	175.808	175.808
**D	SIJGITUSRAHASTO AKTIA EUROPA	0	700.000	700.000
**D	MITE (LUX)/TMA UMBRELLA FUND-GLOBAL EQUI	0	33.900	33.900
**D	TMA UMBRELLA FD-TMA ACWI EX-JAPAN PORTF.	0	60.900	60.900
**D	DANSKE BANK PULJER	0	788.491	788.491
**D	BEST INVESTMENT CORPORATION	0	647.862	647.862
**D	PHENIX GBAR FUND	0	21.595	21.595
**D	TRUST & CUSTODY SERVICES BANK LTD	0	1.135.415	1.135.415
**D	TRUST & CUSTODY SERVICES BANK LTD AS TRUSTEE FOR PENSION INVESTMENT FUND TRUST NUMBER 21	0	139.665	139.665
**D	HSEC POOLED INVESTMENT FUND 1 QUEEN'S ROAD, CENTRAL, HONG KONG, HONG KONG	0	3.951.835	3.951.835
**D	ALLIANZ GLOBAL INVESTORS PREMIER	0	27.608	27.608
**D	HSEC GUARANTEED FUND	0	28.939	28.939
**D	BEST INVESTMENT CORPORATION	0	20.511	20.511
**D	HANG SENG INSURANCE COMPANY LIMITED	0	191.881	191.881
**D	CATHAY GLOBAL MULTIPLE INCOME BALANCED FUND 2F	0	527.712	527.712
**D	JPMORGAN MULTI INCOME FUND	0	842.586	842.586
**D	SCHRODER IN.P.F.ADV.GL.EQUITY.FU	0	45.412	45.412
**D	BARING GLOBAL MULTI ASSET INCOME FUND	0	6.548	6.548
**D	HSEC P IN F HSEC POOLED GLOBAL EQUITY FD	0	235.997	235.997
**D	JPMORGAN MULTI BALANCED FUND	0	33.262	33.262
**D	NH-AMUNDI PRIV SEC INVEST TRUST DI	0	19.257	19.257
**D	ALLIANZ CHOICE BEST STYLES EUROPE FUND	0	385.778	385.778
**D	HSEC LIFE (INTERNATIONAL) LIMITED	0	291.557	291.557
**D	ALL GL IN ASIA FD-ALLIANZ SEL EU EQY DIV	0	159.538	159.538
**D	PERTUNAHAN KESELAMATAN SOSIAL	0	358.554	358.554
**D	SHNPP EURO INDEX SECURITY MASTER INVEST	0	27.142	27.142
**D	JPMORGAN EUROPE STRATEGIC DIVIDEND FUND	0	71.366	71.366
**D	MARITIME AND PORT AUTHORITY OF SINGAPORE	0	17.796	17.796

lopl

EM

LISTA ESITO DELLE VOTAZIONI

Oggetto: Piano 2020 di incentivazione di lungo termine destinato al management di Enel S.p.A. e/o di società da questa controllate ai sensi dell'art. 2359 del codice civile.
FAVOREVOLI

Badge	Ragione Sociale	Proprio	Delega	Totale
**D	CIVIL SERVICES EMPLOYEES PENSION FUND	0	42.123	42.123
**D	AYA GLOBAL MULTI-FACTOR EQUITY FUN HSBC FRANCE	0	24.459	24.459
**D	NORFOLK PENSION FUND	0	747.670	747.670
**D	FTSE ALL WORLD INDEX FUND	0	531.303	531.303
**D	REASSURE LIMITED	0	2.120.567	2.120.567
**D	AI 50:50 GLOBAL EQUITY FUND	0	1.198.048	1.198.048
**D	FRIENDS LIFE AND PENSIONS LIMITED PIXHAM END	0	2.175.683	2.175.683
**D	PUM ACS EUROPEAN EX UK FUND	0	2.147.444	2.147.444
**D	HSBC GLOBAL FUND ICAV	0	6.254	6.254
**D	FRIENDS LIFE FUNDS LIMITED	0	1.079.762	1.079.762
**D	AI EUROPE EQUITY EX UK FUND	0	3.936.076	3.936.076
**D	HSBC MANAGED GROWTH FUND	0	17.384	17.384
**D	THE BRUNNER INVESTMENT TRUST PLC	0	1.494.864	1.494.864
**D	THE PRUDENTIAL ASSURANCE COMPANY LTD	0	612.349	612.349
**D	ROYAL LONDON GROOP PENSION SCHEME	0	138.034	138.034
**D	PRUDENTIAL PENSIONS LIMITED	0	138.830	138.830
**D	HSBC EUROPEAN INDEX FUND	0	2.609.829	2.609.829
**D	HSBC INSTITUTIONAL TRUST SERVICES IRELAND LIMITED RE 1 GRAND CANAL SQUARE GRAND CANAL HARBOUR, DUBLIN, IRELAND	0	404.048	404.048
**D	HSBC EUROPEAN GROWTH FUND	0	618.547	618.547
**D	AXA GLOBAL DISTRIBUTION FUND	0	35.813	35.813
**D	HSBC MANAGED BALANCED FUND	0	10.493	10.493
**D	AI DISTRIBUTION LIFE FUND	0	103.104	103.104
**D	ROYAL LONDON EUROPEAN GROWTH FUND	0	3.526.193	3.526.193
**D	HSBC GLOBAL INVESTMENT FUNDS EUROPEAN EQ	0	182.430	182.430
**D	HSBC ETFS PLC	0	511.613	511.613
**D	HENDERSON INTERNATIONAL INCOME TRUST PLC	0	963.546	963.546
**D	HENDERSON EUROPEAN FOCUS TRUST PLC	0	949.506	949.506
**D	HSBC GLOBAL INVESTMENT FUNDS	0	1.474.392	1.474.392
**D	ROYAL LONDON MUTUAL INSURANCE SOCIETY LTD	0	68.262	68.262
**D	HSBC ETFS	0	99.753	99.753
**D	PUM BOTHWELL EUROPE FUND	0	2.997.724	2.997.724
**D	PUM EUROPEAN UNIT TRUST	0	105.591	105.591
**D	INTERNATIONALE KAPITALANLAGESELLSCHAFTMBH	0	4.410.813	4.410.813
**D	ALLIANZ CGI SUBFONDS EQUITIES	0	342.884	342.884
**D	SONDERVERMOEGEN ALLIANZGI-FONDS VBE	0	463.819	463.819
**D	SONDERVERMOEGEN ALLIANZGI-FONDS DEM-CO	0	75.246	75.246
**D	SONDERVERMOEGEN ALLIANZGI-FONDS DHCO	0	68.692	68.692
**D	SONDERVERMOEGEN ALLIANZGI-FONDS DSW-DREFO	0	49.754	49.754
**D	SONDERVERMOEGEN ALLIANZGI-FONDS DSW-CO	0	119.374	119.374
**D	SONDERVERMOEGEN ALLIANZ ADAC AV FONDS	0	20.454.191	20.454.191
**D	ALLIANZ PV-WS RCM SYSPRO INDEXING EUROLAND	0	157.665	157.665
**D	ALLIANZ PV-WS RCM SYSPRO VALUE EUROPE	0	487.579	487.579

lops

BT

LISTA ESITO DELLE VOTAZIONE

Oggetto: Piano 2020 di incentivazione di lungo termine destinato al management di Enel S.p.A. e/o di società da questa controllate ai sensi dell'art. 2359 del codice civile.
FAVOREVOLI

Badge	Ragione Sociale	Proprio	Delega	Totale
**D	SONDERVERMOEGEN ALLIANZ RFG FONDS	0	743.580	743.580
**D	ALLIANZ VGI 1 FONDS AGI EQUITIES	0	444.810	444.810
**D	SONDERVERMOEGEN ALLIANZ VGI 1 FONDS	0	142.747	142.747
**D	ALLIANZ VGL FONDS RCM GROWTH EUROPE	0	1.196.329	1.196.329
**D	SONDERVERMOEGEN ALLIANZ VKA FONDS	0	1.279.010	1.279.010
**D	SONDERVERMOEGEN TINIESA	0	262.100	262.100
**D	SONDERVERMOEGEN ATLAS GI	0	33.830	33.830
**D	INTERNATIONALE KAPITALANLAGEGESELLSCHAFTMBH	0	170.813	170.813
**D	SONDERVERMOEGEN AVS-MF	0	234.070	234.070
**D	SONDERVERMOEGEN AVS	0	38.453	38.453
**D	NIKKO GLOBAL TRI-ASSET FUND CIBC FINANCIAL CENTRE	0	60.710	60.710
**D	NWT-GRAVITY EUROPEAN EQUITY FUND	0	35.307	35.307
**D	MELLON OFFSHORE FUNDS C/O CIBC BANK AND TRUST COMPANY (CAYMAN) LIMITE	0	6.028.938	6.028.938
**D	AI STRATEGIC GLOBAL EQUITY FUND	0	2.041.928	2.041.928
**D	SWISS NATIONAL BANK	0	29.573.222	29.573.222
**D	ALPHA ARCHITECT INTERNATIONAL QUANTITATI	0	169.803	169.803
**D	LSV GLOBAL MANAGED VOLATILITY FUND	0	17.300	17.300
**D	KAYNE RENEWABLE ENERGY INCOME 1800	0	7.000	7.000
**D	ALPHACENTRIC ENERGY INCOME FUND	0	112.081	112.081
**D	MERRILL LYNCH INTERNATIONAL	0	39.900	39.900
**D	SWISSCANTO ASSET MANAGEMENT AG	0	283.419	283.419
**D	ALLIANZ GLOBAL INVESTORS GMBH	0	203.400	203.400
**D	WORLDVIEW INVESTMENT FUND	0	3.381.387	3.381.387
**D	WIF-EUROPE OPPORTUNITIES FUND	0	105.035	105.035
**D	SONDERVERMOEGEN PKMF INKA	0	89.223	89.223
**D	SONDERVERMOEGEN VIM	0	210.089	210.089
**D	SONDERVERMOEGEN FONDS VKV	0	198.189	198.189
**D	INTERNATIONALE KAPITALANLAGEGESELLSCHAFT MBH 21 YORCKSTRASSE, DUESSELDORF, NEW	0	79.868	79.868
**D	SONDERVERMOEGEN INKA LUCK FONDS	0	538.760	538.760
**D	SONDERVERMOEGEN FONDS CCS	0	279.999	279.999
**D	SCHOLLER-STIFTUNGSFONDS 1 AKTIEN	0	16.300	16.300
**D	WIF-EUROPE DISCOVERY FUND	0	26.185	26.185
**D	MERCER UNHEDGED OVERSEAS SHARES TRUST	0	49.321	49.321
**D	LBPAM ISR AVENIR EURO	0	234.397	234.397
**D	FCP LBPAM ACTIONS VALUE EURO	0	31.296	31.296
**D	LBPAM ACTIONS EURO LARGE CAP	0	39.499	39.499
**D	LBPAM IRC ACTIONS ISR	0	4.379.001	4.379.001
**D	FCP LBPAM DIVERSIFIE FOCUS OBLIG 3 5	0	902.912	902.912
**D	FCP LBPAM ACTIONS CROISSANCE EURO	0	977.402	977.402
**D	FCP LBPAM IRC ACTIONS EURO MIN VAR	0	82.666	82.666
**D	FCP TOCQUEVILLE DIVIDENDE	0	2.450.128	2.450.128
**D		0	220.825	220.825
**D		0	230.000	230.000

EM

2096

LISTA ESITO DELLE VOTAZIONI

Oggetto: Piano 2020 di incentivazione di lungo termine destinato al management di Enel S.p.A. e/o di società da questa controllate ai sensi dell'art. 2359 del codice civile.
FAVOREVOLI

Badge	Ragione Sociale	Proprio	Delega	Totale
**D	FCP TOCQUEVILLE VALUE EUROPE	0	1.330.000	1.330.000
**D	TOCQUEVILLE MEGATRENDS ISR	0	137.277	137.277
**D	RAVGBT DIVERSIFIE II LBPAM	0	235.333	235.333
**D	SCHRODER GLOBAL ENHANCED INDEX FUND	0	66.490	66.490
**D	BANCO CENTRAL DE TIMOR-LESTE (BCTL)	0	200.632	200.632
**D	SCHRODER GLOBAL MULTI-FACTOR EQUITY FUND	0	257.946	257.946
**D	SCHRODER ADVANCED BETA GLOBAL EQUITY SMA	0	17.759	17.759
**D	SCHRODER OEP GLOBAL CORE FUND	0	204.074	204.074
**D	BEST INVESTMENT CORPORATION	0	128.355	128.355
**D	MARITIME AND PORT AUTHORITY OF SINGAPORE	0	3.230	3.230
**D	CM-CIC CONVICTIONS EURO	0	390.000	390.000
**D	FCP BRONGNIART AVENIR	0	130.000	130.000
**D	SICAV MONT	0	125.000	125.000
**D	FCP GAILLON NATURAL RESOURCES	0	593.869	593.869
**D	FCP GAILLON SECTORIEL	0	171.241	171.241
**D	FCP CM-CIC EURO ACTIONS	0	890.516	890.516
**D	FCP AVENIR ALIZES	0	8.000	8.000
**D	UNION EUROPE VALUE	0	1.144.451	1.144.451
**D	FCP UNION EUROPE	0	1.893.362	1.893.362
**D	FCP CIC TECHNO COM	0	107.500	107.500
**D	CM VALEURS ETHIQUES	0	199.701	199.701
**D	CM EUROPE ACTIONS	0	101.681	101.681
**D	FCP BRONGNIART RENDEMENT	0	500.000	500.000
**D	FCP TRANSAT PATRIMOINE 2	0	450.000	450.000
**D	LV FAMILIALE	0	18.000	18.000
**D	CFE ALLOCATION PATRIMOINE 2	0	140.000	140.000
**D	STOCKS FINANCES	0	1.150	1.150
**D	LA BELLE BEAUCE	0	40.000	40.000
**D	FCP FIDOGEST	0	120.000	120.000
**D	FCP CASIMIRI	0	22.000	22.000
**D	FCP PSGH	0	24.000	24.000
**D	FCP BHV	0	24.000	24.000
**D	FCPE FCP OCP	0	27.389	27.389
**D	DELI GROUP FOOD	0	1.700	1.700
**D	BARCLAYS FRANCE 30-70	0	12.000	12.000
**D	FCPE AI DIVERSIFIE	0	3.588	3.588
**D	FCPE SERENIS ADAGIO	0	4.000	4.000
**D	LV INVEST	0	15.000	15.000
**D	POINCARRE II	0	8.000	8.000
**D	FCP BROUARDEL AVENIR	0	18.000	18.000
**D	FCP JPA	0	10.000	10.000
**D	FCP OFFENSIF AIR LIQUIDE EXPANS	0	15.471	15.471
**D	FCPE CONVERGENCE ACTIONS EUROPE	0	300.000	300.000

EM

LOPE

LISTA ESITO DELLE VOTAZIONI

Oggetto: Piano 2020 di incentivazione di lungo termine destinato al management di Enel S.p.A. e/o di società da questa controllate ai sensi dell'art. 2359 del codice civile.
FAVOREVOLI

Badge	Ragione Sociale	Proprio	Delega	Totale
**D	LES BRUYERES	0	5.000	5.000
**D	FCPE GROUPE SAMSE	0	22.000	22.000
**D	FCP PYRENEES GLOBAL	0	11.736	11.736
**D	SICAV METISS	0	16.000	16.000
**D	FCP BEL VAL	0	300.000	300.000
**D	FCPE ACCOR DIVERSIFIE	0	5.418	5.418
**D	FCP DAY SOLVAY	0	26.000	26.000
**D	FCP JCD FIVE	0	22.000	22.000
**D	FCPE COFACE	0	15.000	15.000
**D	FCPE LAGARDERE PUBLICITE AUDIO	0	1.013	1.013
**D	FCP CAGNI	0	26.000	26.000
**D	OTIS EP DIVERSIFIE	0	26.498	26.498
**D	FCP ES GESTION EQUILIBRE	0	397.873	397.873
**D	FCP ES DYNAMIQUE	0	281.044	281.044
**D	FCP ES TEMPERE	0	30.000	30.000
**D	FCP UNI 1	0	81.258	81.258
**D	FCP JET SERVICES	0	11.000	11.000
**D	1504 FCP THALES AVIONICS	0	10.199	10.199
**D	STAUBLI 80 20 CREDIT MUTUEL FCPE	0	10.000	10.000
**D	STAUBLI 50 50 CREDIT MUTUEL FCPE	0	15.000	15.000
**D	FCP SCHUCCO	0	3.760	3.760
**D	FCP PIPE LINE SUD EUROPEEN	0	4.214	4.214
**D	FCP MGE DYNAMIQUE EURO	0	93.000	93.000
**D	LEMARK DYNAMIQUE	0	6.815	6.815
**D	FCP HENKEL DIVERSIFIE N 1	0	7.300	7.300
**D	FCP GROUPE ROCHE	0	100.000	100.000
**D	FCP GROUPE FORD FRANCE	0	6.245	6.245
**D	1515 FCP GERARD FERRIER	0	7.251	7.251
**D	1448 FCPE GE FACTOFRANCE	0	11.431	11.431
**D	FREESCALE DIVERSIFIE	0	23.194	23.194
**D	1584 FCP FERTILSODEBO	0	17.145	17.145
**D	FCP EUROP ASSISTANCE DIVERSIFIE	0	3.429	3.429
**D	FCP DEGUSSA MIXTE	0	3.000	3.000
**D	FCP DEGUSSA DYNAMIQUE	0	7.000	7.000
**D	FCP CRYOSTAR FRANCE	0	1.654	1.654
**D	1495 FCP CONTINENTAL	0	8.000	8.000
**D	FCP CH RIVER LABORATOIRES FRANCE	0	7.532	7.532
**D	FCP CAPSUGEL	0	13.441	13.441
**D	FCP PROVENCE DIVERSIFIE	0	1.108	1.108
**D	FCP C ET A	0	4.000	4.000
**D	1262 FCP BEHR FRANCE	0	239	239
**D	1327 FCP BOUE SCALBERT DUFONT	0	25.000	25.000
**D	BALL PACKAGING EUROPE	0	2.554	2.554

E13

6088

LISTA ESITO DELLE VOTAZIONE
 Oggetto: Piano 2020 di incentivazione di lungo termine destinato al management di Enel S.p.A. e/o di società da questa controllate ai sensi dell'art. 2359 del codice civile.
 FAVOREVOLI

Badge	Ragione Sociale	Proprio	Delega	Totale
**D	ARPEGE PREVOYANCE	0	10.000	10.000
**D	FCPE AREVA ACTIONS	0	135.095	135.095
**D	FCP AMORA MAILLE DIVERSIFIE	0	5.000	5.000
**D	ACM ACTIONS PLUS	0	13.657	13.657
**D	ACM ACTIONS	0	17.542	17.542
**D	FCP ARRCO QUANT 1	0	618.745	618.745
**D	KUTXABANK GESTION SGIIC S.A.	0	3.572.117	3.572.117
**D	CAIXABANK ASSER MANAGEMENT, SGI IC, S.A.	0	11.069.288	11.069.288
**D	VIDACAIXA, S.A.	0	6.296.349	6.296.349
**D	2054 APG DME BLACKR	0	143.828	143.828
**D	CMAF GLOBAL GROWTH FUND BNYMTCIL	0	68.425	68.425
**D	CMAF GLOBAL BALANCED FUND BNYMTCIL	0	44.340	44.340
**D	EQUATOR ICRAV GUILD HOUSE	0	77.285	77.285
**D	CMAF UK GROWTH FUND BNYMTCIL	0	159.675	159.675
**D	CMAF UK BALANCED.FUND BNYMTCIL	0	233.945	233.945
**D	THE ROYAL BANK OF SCOTLAND PLC AS TRUSTEE OF THE BLACKROCK BALANCED PORTFOLIO FND	0	650.000	650.000
**D	BARNARD COLLEGE	0	8.285	8.285
**D	GENTLENESS INT STRG	0	85.677	85.677
**D	THE BANK OF NEW YORK MELLON EMPLOYEE BENEFIT COLLECTIVE INVESTMENT FUND PLAN	0	6.212.840	6.212.840
**D	PANAGORA RISK PARITY MULTI ASSET MASTER FUND LTD	0	46.369	46.369
**D	NONUS EQUITY MGRS PORF 4 LAZARD	0	695.501	695.501
**D	RAILWAYS PENSION TRUSTEE COMPANY LIMITED	0	1.952.261	1.952.261
**D	SHELL CANADA 2007 PENSION PLAN	0	81.182	81.182
**D	SHELL CANADA 2007 PENSION PLAN 400	0	73.939	73.939
**D	FOREST PRESERVE DISTRICT EMPLOYEES ANNUITY AND BENEFIT FUND	0	83.795	83.795
**D	VOLUNTARY EMPLOYEES BENEFICIARY ASSOCIATION SOUTHERN CALIFORNIA EDISON COMPANY	0	24.960	24.960
**D	VOLUNTARY EMPLOYEES BENEFICIARY ASSOCIATION SOUTHERN CALIFORNIA EDISON COMPANY	0	20.321	20.321
**D	B4306 FRB M LOND REV TR	0	5.831	5.831
**D	B4305 FRB S LOND RES TR FBO B LUND	0	5.444	5.444
**D	BNYMTD BEM BLK SYSTEM CONT EUR FUND	0	1.157	1.157
**D	THE MANUFACTURERS LIFE INSURANCE COMPANY	0	37.557	37.557
**D	NKB 10520 GLOBALE AKTIER SRI	0	262.934	262.934
**D	2049 APG DME ARROWST	0	2.528.745	2.528.745
**D	2048 APG DME LACM GL	0	353.795	353.795
**D	1256 APG DME ENERGY	0	9.051.443	9.051.443
**D	1253 APG DME CORE EU	0	15.417.821	15.417.821
**D	1135 APG DME STOCK SEL	0	8.909.322	8.909.322
**D	CEZ CUIT INTERNATIONAL PRINCIPAL	0	159.702	159.702
**D	CONGREGATION OF THE SISTERS OF CHARITY OF THE INCARNATE WORD	0	41.449	41.449
**D	PSBF LAZARD EQUITIES	0	456.095	456.095
**D	USMIA GLOBAL EQUITY	0	25.511	25.511
**D	MIRF ARROWSTREET FOREIGNL	0	403.418	403.418
**D	MIRF ALLIANCE BERNSTEIN F	0	263.600	263.600

LOPP

EM

LISTA ESITO DELLE VOTAZIONE

Oggetto: Piano 2020 di incentivazione di lungo termine destinato al management di Enel S.p.A. e/o di società da questa controllate ai sensi dell'art. 2359 del codice civile.
FAVOREVOLI

Badge	Ragione Sociale	Proprio	Delega	Totale
**D	CSF LIQUID FUND, LP	0	71.795	71.795
**D	OHSD FOUNDATION ENDOWMENT FUND LP	0	28.306	28.306
**D	PRU JENNN EQUITY INC PFTI	0	3.351.631	3.351.631
**D	THIRTY PERCY FOUNDATION	0	11.500	11.500
**D	MARANIC II LLC	0	15.229	15.229
**D	SYCAMORE INVESTMENT CO LP	0	29.271	29.271
**D	CERVURITE INTERNATIONAL LLC	0	199.601	199.601
**D	LEXINGTON INT, LLC	0	73.519	73.519
**D	JASPER RIDGE DIVERSIFIED TAX EXEMPT LP	0	158.932	158.932
**D	OHIM STRATEGIC PARTNERS LP	0	241.617	241.617
**D	PHILANTHROPAR INVESTMENTS LP	0	32.167	32.167
**D	WINDFALL INVESTMENTS, L.P.	0	34.616	34.616
**D	TEREBONNE INVESTMENTS, L.P.	0	230.868	230.868
**D	WELLS FARGO BANK N.A.	0	47.939	47.939
**D	WF WELLS FARGO BANK NA	0	67.696	67.696
**D	CENTRAL PENSION FUND OF THE INT UNION OF OPERATING ENGINEERS AND PARTICIPATING EMPLOYERS	0	527.002	527.002
**D	MANULIFE MULTIFACTOR DEVELOPED INTERNATIONAL INDEX	0	20.082	20.082
**D	CANDENCE GLOBAL EQUITY FUND LP	0	772	772
**D	IQ 500 INTERNATIONAL ETF	0	245.435	245.435
**D	SUBSIDIZED SCHOOLS PROVIDENT FUND	0	40.079	40.079
**D	INTL EQUITY FUND MONDRIAN	0	2.759.856	2.759.856
**D	THE HODSON TRUST	0	102.096	102.096
**D	DRMA LTD	0	45.730	45.730
**D	BNY MELLON FND MNGT CAYMAN LTD AS TRUSTEE OF FRONTIER GATE GLOBAL EQUITY FND	0	129.251	129.251
**D	DEUTSCHE ASSET MANAGEMENT INVESTMENT GMBH ON BEHALF OF DEUTSCHE DCG EQ	0	84.521	84.521
**D	FIRST INITIATIVES INSURANCE LIMITED	0	28.291	28.291
**D	CATHOLIC HEALTH INITIATIVES MASTER TRUST	0	121.497	121.497
**D	CHI OPERATING INVESTMENT PROGRAM L.P.	0	218.186	218.186
**D	ALAS INV SERVICESMONDRIAN INV	0	148.352	148.352
**D	XTRACKERS MSCI KOKUSAI EQUITY ETF	0	8.111	8.111
**D	BNY MELLON INTERNATIONAL EQUITY ETF	0	15.680	15.680
**D	CITI RETIREMENT SAVINGS PLAN	0	232.679	232.679
**D	BOK TRANSCO ENERGY EMP WEL BEN TR	0	10.150	10.150
**D	BNYMTCIL CGF WDEQ LA	0	20.576	20.576
**D	DFNF LAZARD ASSET MGMT	0	71.020	71.020
**D	MSAR SCHRÖDER	0	77.011	77.011
**D	AUTORIDADE MONETARIA DE MACAU	0	217.688	217.688
**D	THE BOSTON COMPANY INC POOLED EMPLOYEE INTERNATIONAL EQUITY FUND	0	166.827	166.827
**D	ADVANCED SERIES ASTPRUDENTIAL FLEXIBLE MULTI STRATEGY PORTFOLIO	0	36.130	36.130
**D	AST QMA INTL CORE EQUITY PORT PDME	0	905.431	905.431
**D	UNEMPLOYMENT PENSION FUND	0	65.300	65.300
**D	GREAT WEST INTERNATIONAL GROWTH FUND	0	1.018.500	1.018.500
**D	THE COMMONWEALTH FUND	0	60.043	60.043

1100

89

LISTA ESITO DELLE VOTAZIONE

Oggetto: Piano 2020 di incentivazione di lungo termine destinato al management di Enel S.p.A. e/o di società da questa controllate ai sensi dell'art. 2359 del codice civile.
FAVOREVOLI

Badge	Ragione Sociale	Proprio	Delega	Totale
**D	GREAT WEST CORE STRATEGIES INTERNATIONAL EQUITY FUND	0	61.900	61.900
**D	GREAT WEST CORE STRATEGIES INTERNATIONAL EQUITY FUND	0	28.454	28.454
**D	KAPITALFORENINGEN MF INVEST BASIS 3 NYKREDIT PORTEFOELJE ADMINISTRATI ADMINISTRATION A/S	0	197.088	197.088
**D	DT INTERNATIONAL STOCK INDEX FUND	0	366.298	366.298
**D	NATWEST TDS DEP BNYM RM GLO EQ FUND	0	164.839	164.839
**D	55041 KUP GLOBALE AKTIER IV	0	16.346	16.346
**D	ARCONIC CORE PENSION PLANS MASTER TRUST	0	114.637	114.637
**D	NON US EQUITY MGRS PORT 4 LSV	0	530.100	530.100
**D	THE MATURE CONSERVANCY WORLDWIDE OFFICE	0	41.645	41.645
**D	GS TACS MARKET CONTINUOUS INTERNATIONAL	0	206.195	206.195
**D	NONUS EQ MANAGERS PORT 3ACADIANAN	0	1.353	1.353
**D	LSV NONUS EQUITY LLC/LC	0	179.300	179.300
**D	SUBSIDIZED SCHOOLS P FUND NORTHERN	0	83.275	83.275
**D	THE HARTFORD RETIREMENT PLAN TRUST FOR US EMPLOYEES	0	137.978	137.978
**D	WILLIS TOWERS WATSON GROUP TRUST	0	8.475	8.475
**D	WILLIS TOWERS WATSON GROUP TRUST	0	453.268	453.268
**D	ARCONIC RETIREMENT PLANS MASTER TRUST	0	51.184	51.184
**D	INTL BESS LP	0	46.566	46.566
**D	56038 IP LOW RISK EQUITIES I	0	1.839.474	1.839.474
**D	INVESTIN PRO F.M.B.A.	0	3.353.671	3.353.671
**D	56037 IP LOW RISK EQUITIES II	0	1.873.992	1.873.992
**D	INVESCO PERPETUAL GLOBAL BALANCED INDEX FUND	0	25.409	25.409
**D	INVESCO PERPETUAL GLOBAL EX UK CORE EQUITY INDEX FUND	0	100.217	100.217
**D	INTERNATIONAL EQUITY FUND	0	154.013	154.013
**D	KAPITALFORENINGEN EMD INVEST, GLOBALE AK TIER/II	0	31.351	31.351
**D	KAPITALFORENINGEN EMD INVEST, GLOBALE AK TIER/III	0	78.631	78.631
**D	55002 UP EUROPAEISKE AKTIER	0	800.170	800.170
**D	QS INTERNATIONAL EQUITY FUND	0	220.000	220.000
**D	DEP OF SSGA NONUS EQUITY B2	0	47.853	47.853
**D	DEP OF SSGA NONUS EQUITY B1	0	45.828	45.828
**D	DEP OF SSGA NONUS EQUITY R2	0	44.774	44.774
**D	DEP OF SSGA NONUS EQUITY H1	0	36.187	36.187
**D	THE CONSOLIDATED EDISON PENSION PLAN MASTER TRUST	0	2.022.310	2.022.310
**D	FFI STRATEGIES PORTFOLIO	0	5.459	5.459
**D	STICHTING BEDRIJFSTAKPENSIOENFONDS	0	421.183	421.183
**D	STICHTING SPOORWEGPENSIOENFONDS	0	50.772	50.772
**D	BNYMCIL LAZARD GLB STRGCG EPTY FD	0	20.357	20.357
**D	VY FRANKLIN INCOME PORTFOLIO	0	7.545	7.545
**D	ALAMOSA LLC	0	18.396	18.396
**D	RED DIAMOND INTERNATIONAL EQUITY LP	0	21.852	21.852
**D	RIVER PARTNERS GLOBAL EQUITY, LLC	0	1.969	1.969
**D	UMC BENEFIT BOARD, INC	0	2.388.906	2.388.906
**D	WESPATH FUNDS TRUST	0	351.515	351.515

EA

S

leal

LISTA ESITO DELLE VOTAZIONE
 Oggetto: Piano 2020 di Incentivazione di lungo termine destinato al management di Enel S.p.A. e/o di società da questa controllate ai sensi dell'art. 2359 del codice civile.
 FAVOREVOLI

Badge	Ragione Sociale	Proprio	Delega	Totale
**D	GENERAL MILLS GROUP TRUST	0	89.342	89.342
**D	CENTRAL PENSION FUND OF THE INTERNATIONAL UNION OF OPERATING ENGINEERS AND PARTICIPATING EMPLOYERS	0	0	316.877
**D	VOYA GLOBAL HIGH DIVIDEND LOW VOLATILITY FUND	0	3.618	3.618
**D	FIRSTENERGY SYSTEM MASTER RETIREMENT TRUST	0	246.200	246.200
**D	LEGAL AND GENERAL UCITS ETF PLC	0	252.840	252.840
**D	BNYMTCIL WINTON GLOBAL EQUITY FD TR	0	5.129	5.129
**D	GEORGIA TECH FOUNDATION	0	17.481	17.481
**D	VANGUARD EUROPEAN STOCK INDEX FUND	0	13.750.659	13.750.659
**D	VANGUARD FTSE ALL-WORLD EX US INDEX FUND	0	14.223.632	14.223.632
**D	BMO DTC EQ COM VALUE LAZARD	0	289.421	289.421
**D	BMO FBO DTC INTL EQ COL VAL LAZARD	0	10.906	10.906
**D	THE ZEDRA FIDUCIARY INVESTMENT FUND LTD	0	133.211	133.211
**D	OSSIAM IRL ICAV	0	148.749	148.749
**D	PCHF LSV ASSET MGMT	0	38.800	38.800
**D	CADENCE GLOBAL INFRASTRUCTURE INCOME FUND	0	3.332	3.332
**D	R.K. MELLON INTERNATIONAL FUND.	0	129.978	129.978
**D	RICHARD KING MELLON FDN	0	169.168	169.168
**D	CDW 73 IRR PARA GL	0	303.297	303.297
**D	1975 IRREV TRUST OF C D WEYERHAEUSER	0	4.076	4.076
**D	WBM TRUST NUMBER ONE	0	8.805	8.805
**D	STEWARDSHIP FOUNDATION	0	995	995
**D	SEQUOIA FOUNDATION	0	3.655	3.655
**D	FOREST FOUNDATION	0	279	279
**D	DYNAMIC EQUITY GLOBAL EQUITY MANAGERS PORTFOLIO5 SERIES	0	1.052	1.052
**D	SAN DIEGO COUNTY EMPLOYEES RETIREMENT ASSOCIATION	0	195.037	195.037
**D	CF DV INTERNATIONAL STOCK INDEX FUND	0	298.778	298.778
**D	BNY MELLON FOUNDATION BY CHARLES WARD SEABURY AND LOUISE LOVETT SEABURY	0	335.870	335.870
**D	UPMC BMO FCP	0	4.718	4.718
**D	THE PRUDENTIAL SERIES FUND NATURAL RESOURCES PORTFOLIO	0	97.645	97.645
**D	1895 FONDS FGR	0	396.125	396.125
**D	PACIFIC FUNDS DIVERSIFIED INCOME	0	908.142	908.142
**D	PHILADELPHIA GAS WORKS PENSION PLAN	0	1.967	1.967
**D	ROBECO PORTFOLIO TRUST ROBECO BOSTON PARTNERS INTERNATIONAL EQUITY FUND	0	14.175	14.175
**D	FIRST STATE INVESTMENTS ICVC FIRST STATE DIVERSIFIED GROWTH FUND	0	35.483	35.483
**D	IVY PROSHARES MSCI ACWI INDEX FUND	0	2.332	2.332
**D	BCT POOLED INVESTMENT FUND SERIES SMARTEUROPEAN EQUITY FUND	0	19.284	19.284
**D	BCT POOLED INVESTMENT FUND SERIES DYNAMIC EUROPEAN EQUITY FUND	0	59.108	59.108
**D	THE UNIVERSITY COURT OF THE UNIVERSITY OF GLASGOW	0	325.542	325.542
**D	UNIVERSITY OF WISCONSIN FOUNDATION	0	48.885	48.885
**D	AUTO CLUB GROUP	0	153.785	153.785
**D	STICHTING DEPOSITARY APG DEVELOPED MARKETS EQUITY POOL	0	48.310	48.310
**D		0	6.011.478	6.011.478

402

LISTA ESITO DELLE VOTAZIONI

Oggetto: Piano 2020 di incentivazione di lungo termine destinato al management di Enel S.p.A. e/o di società da questa controllate ai sensi dell'art. 2359 del codice civile.
FAVOREVOLI

Badge	Ragione Sociale	Proprio	Delega	Totale
**D	SAN FRANCISCO CITY AND COUNTY EMPLOYEES RETIREMENT SYSTEM	0	1.032.101	1.032.101
**D	REL BERNSTEIN NON EQ	0	8.150	8.150
**D	ACADIAN INTERNATIONAL ALL-CAP FUND	0	66.815	66.815
**D	OICF OICL OCICL PZENA	0	604.475	604.475
**D	RWSF CIT BAFE	0	1.251.257	1.251.257
**D	RWSF CIT ACWLEXUS	0	997.584	997.584
**D	RWSF CIT ACWI	0	1.601.257	1.601.257
**D	FIDELITY SALEM STREET TRUST FIDELITY SAI INTERNATIONAL INDEX FUND	0	3.217.074	3.217.074
**D	TEXAS UTILITIES QUAL NDT PARTNERSHIP	0	11.941	11.941
**D	RCB AVOIRS OPCVM	0	309.313	309.313
**D	ZVR DEAM SPK	0	220.000	220.000
**D	GLOBAL ATLANTIC GOLDMAN SACHS GLOBAL EQUITY INSIGHTS PORTFOLIO	0	2.651	2.651
**D	GLOBAL ATLANTIC BLACKROCK DISCIPLINED INTERNATIONAL CORE PORTFOLIO	0	28.815	28.815
**D	VERSUS CAPITAL REAL ASSETS FUND LLC	0	423.200	423.200
**D	THE BOSTON COMPANY ASSET MANAGEMENT	0	122.654	122.654
**D	THE SULTANATE OF OMAN MINISTRY OF DEFENCE PENSION FUND	0	293.615	293.615
**D	INVESCO MARKETS II PLC	0	55.584	55.584
**D	MAN GLG EUROPEAN ALPHA INCOME FUND	0	55.000	55.000
**D	WF FAIMT STATE STREET GLOBAL SERV	0	147.787	147.787
**D	WF MFS LTD EAFE GLOBAL	0	57.281	57.281
**D	BNYMTD AMITY EUROPEAN FUND	0	330.000	330.000
**D	C9W CITW FD PARAMETRIC	0	15.826	15.826
**D	MOTHER CABRINI HEALTH FOUNDATION, INC.	0	258.963	258.963
**D	GEORGETOWN UNIVERSITY	0	158.370	158.370
**D	UTIMCO SP II LLC	0	19.467	19.467
**D	BBVAGSTEXTPENSIONS	0	198.106	198.106
**D	STATE OF WISCONSIN INVESTMENT BOARD	0	42.886	42.886
**D	MONDRIAN EMERGING MARKETS EQUITY TREASURER OF THE STATE OF NORTH CAROLINA EQUITY INVESTMENT FUND POOLED TRUST	0	0	0
**D	6.208.999	0	6.208.999	6.208.999
**D	BLACKROCK ACWI USIMI	0	2.593.937	2.593.937
**D	BLACKROCK GLOBAL FUNDS	0	22.839.804	22.839.804
**D	VIRTUS DUFF AND PHELPS GLOBAL INFRASTRUCTURE FUND	0	156.915	156.915
**D	ALICNY BLACKROCK GEL EQUITY	0	39.261	39.261
**D	IOWA PUBLIC EMPLOYEES RETIREMENT SYSTEM	0	1.767.116	1.767.116
**D	IOWA PUBLIC EMPLOYEES RETIREMENT SYSTEM	0	289.289	289.289
**D	NDMA ISIF ILLIM EUROPEAN EQUITY	0	277.243	277.243
**D	WF AND CO CASH PLN EVERGN INV 1	0	151.371	151.371
**D	WF AND CO CASH PLN MONDN INV PT	0	844.916	844.916
**D	MAN FUNDS PLC	0	169.500	169.500
**D	THE EUROPEAN CENTRAL BANK	0	419.063	419.063
**D	PS SP INVL DEVEL MOMENTUM PORT	0	7.398	7.398
**D	PUBLIC SERVICE ENTERPRISE GROUP INC MASTER DEFINED BENEFIT RETIREMENT TRUST	0	1.442.464	1.442.464
**D	AL TRUST H3 FONDS SPK	0	426.363	426.363

203

EM

LISTA ESITO DELLE VOTAZIONE

Oggetto: Piano 2020 di incentivazione di lungo termine destinato al management di Enel S.p.A. e/o di società da questa controllate ai sensi dell'art. 2359 del codice civile.
FAVOREVOLI

Badge	Ragione Sociale	Proprio	Delega	Totale
**D	AL TRUST FONDS SP 7 SPK	0	828.674	828.674
**D	ATIVO CAPITAL	0	43.920	43.920
**D	ADVANCED SERIES TRUST - AST FI PYRAMIS QUANTITATIVE PORTFOLIO	0	234.462	234.462
**D	ADVANCED SERIES TRUST - AST FI PYRAMIS QUANTITATIVE PORTFOLIO	0	124.267	124.267
**D	SLI SICAV GBL FOCUSED STRATEGIES FD	0	69.230	69.230
**D	SLI GBL SICAV CON EU EQ IN FD	0	2.408.043	2.408.043
**D	SLI GLOBAL ABSOLUTE RET STRATEGIES	0	218.872	218.872
**D	SLI GLOBAL EQUITIES FUND	0	154.989	154.989
**D	SLI EUROPEAN EQUITIES FUND	0	128.847	128.847
**D	SLI EUROPEAN EQUITY UNCONSTRAINED	0	61.516	61.516
**D	ONEF WILLIAM BLAIR NONDS	0	10.804	10.804
**D	DIOCESE OF VENICE PENSION PLAN AND TRUST	0	98.621	98.621
**D	UFJF MCM MSCI WORLD FD	0	342.854	342.854
**D	HP INC. MASTER TRUST	0	139.876	139.876
**D	FIRE AND POLICE PENSION ASSOCIATION OF COLORADO	0	260.547	260.547
**D	RHODE ISLAND EMPLOYEES RETIREMENT SYSTEMS POOLED TRUST	0	391.928	391.928
**D	CEBF WILLIAM BLAIR IACG	0	28.640	28.640
**D	CEBF LEIA ATTIVO IE	0	1.293.907	1.293.907
**D	CEBF LAZARD ILCE	0	1.430.098	1.430.098
**D	PUBLIC EMPLOYEE RETIREMENT SYSTEM OF IDAHO	0	959.910	959.910
**D	PUBLIC EMPLOYEE RETIREMENT SYSTEM OF IDAHO	0	440.739	440.739
**D	PUBLIC EMPLOYEE RETIREMENT SYSTEM OF IDAHO	0	14.326	14.326
**D	PITTSBURGH THEOLOGICAL SEMINARY OF THE PRESBYTERIAN CHURCH	0	368.949	368.949
**D	RAYTHEON MASTER PENSION TRUST	0	509.300	509.300
**D	RAYTHEON MASTER PENSION TRUST	0	335.646	335.646
**D	RAYTHEON MASTER PENSION TRUST	0	81.472	81.472
**D	CZ ANDELEN SSGA	0	8.102	8.102
**D	PGVF SSGA	0	232.085	232.085
**D	PGVF PC E QUALIFIED PANAGORA EAFE	0	284.823	284.823
**D	PDBF NUVEEN	0	151.500	151.500
**D	DWS INVESTMENT GMBH ON BEHALF OF DEAM FONDS ZDV	0	266.400	266.400
**D	CENTRAL STATES SE AND SW H AND W FUNDS	0	45.120	45.120
**D	CEBF STRATEGIC GBL EAFE	0	3.500	3.500
**D	BNYMCIL MAN NUMERIC GLOBAL EQ TR	0	9.314	9.314
**D	HGF HGLD PBINF WLGN CF	0	18.869	18.869
**D	HGF HGLD PBINF WLGN CF	0	1.839.357	1.839.357
**D	CITY OF NEW YORK DEFERRED COMPENSATION PLAN	0	44.657	44.657
**D	MO3F MARATHON WELLINGTON	0	1.429.076	1.429.076
**D	VANGUARD INTL HIGH DIV YLD INDEX FD	0	43.914	43.914
**D	NSNF PARA EAFE PI 2	0	39.937	39.937
**D	NSNF PARA EAFE PI 1	0	49.788	49.788
**D	NSNF PARA EAFE MONTI	0	11.070	11.070
**D	MINISTER FOR FINANCE AND IRELAND STRATEGIC INVESTMENT FUND ISIF	0	15.304.065	15.304.065
**D	INVESCO FUNDS	0		

EB

leog

LISTA ESITO DELLE VOTAZIONE

Oggetto: Piano 2020 di incentivazione di lungo termine destinato al management di Enel S.p.A. e/o di società da questa controllate ai sensi dell'art. 2359 del codice civile.
FAVOREVOLI

Badge	Ragione Sociale	Proprio	Delega	Totale
**D	STICHTING BEWAARDER ACHMEA BELEGGINGSPOLS AIM AWM E7AF2026002	0	1.401.413	1.401.413
**D	ALASKA PERMANENT FUND CORPORATION	0	2.797.490	2.797.490
**D	PUBLIC SCHOOL TEACHERS' PENSION AND RETIREMENT FUND OF CHICAGO	0	8.070	8.070
**D	DUKE ENERGY QUALIFIED NUCLEAR DECOMMISSIONING	0	308.687	308.687
**D	VOYA INTERNATIONAL CORE FUND	0	260.065	260.065
**D	AUTO CLUB INSURANCE ASSOCIATION	0	148.845	148.845
**D	PUBLIC EMPLOYEES RETIREMENT ASSOCIATION OF NEW MEXICO	0	319.620	319.620
**D	STANLEY LSV STANLEY BLACK AND DECKER INC PENSION MASTER TRUST	0	115.700	115.700
**D	SCHOOL EMPLOYEES RETIREMENT SYSTEM OF OHIO	0	366.502	366.502
**D	SCHOOL EMPLOYEES RETIREMENT SYSTEM OF MISSISSIPPI	0	379.700	379.700
**D	PUBLIC EMPLOYEES RETIREMENT SYSTEM OF MISSISSIPPI	0	806.963	806.963
**D	KENTUCKY RETIREMENT SYSTEMS INSURANCE TRUST FUND	0	106.187	106.187
**D	KENTUCKY RETIREMENT SYSTEMS INSURANCE TRUST FUND	0	482.353	482.353
**D	KENTUCKY RETIREMENT SYSTEMS INSURANCE TRUST FUND	0	321.100	321.100
**D	KENTUCKY RETIREMENT SYSTEMS INSURANCE TRUST FUND	0	259.717	259.717
**D	KENTUCKY RETIREMENT SYSTEMS	0	1.095.982	1.095.982
**D	KENTUCKY RETIREMENT SYSTEMS	0	759.700	759.700
**D	KENTUCKY RETIREMENT SYSTEMS	0	473.908	473.908
**D	INDIANA PUBLIC RETIREMENT SYSTEM	0	743.303	743.303
**D	INDIANA PUBLIC RETIREMENT SYSTEM	0	164.861	164.861
**D	GENERAL MILLS INVESTMENT TRUST	0	116.042	116.042
**D	SDG AND E QUALIFIED NUCLEAR DECOMMISSIONING TRUST PARTNERSHIP	0	92.945	92.945
**D	VOYA MUTLI MANAGER INTERNATIONAL FACTORS FUND	0	308.133	308.133
**D	VERIZON MASTER SAVINGS TRUST	0	53.564	53.564
**D	VEBA PARTNERSHIP N L P	0	166.193	166.193
**D	VEBA PARTNERSHIP N L P	0	407.128	407.128
**D	BELL ATLANTIC MASTER TRUST	0	30.514	30.514
**D	BELL ATLANTIC MASTER TRUST	0	678.480	678.480
**D	BELL ATLANTIC MASTER TRUST	0	628.690	628.690
**D	BELL ATLANTIC MASTER TRUST	0	224.550	224.550
**D	UNITED STATES ARMY NONAPPROPRIATED FUND EMPLOYEE RETIREMENT PLAN TRUST	0	19.421	19.421
**D	EMPLOYEES' RETIREMENT SYSTEM OF THE STATE OF HAWAII	0	908.825	908.825
**D	SOUTH DAKOTA RETIREMENT SYSTEM	0	77.033	77.033
**D	STATE OF SOUTH DAKOTA	0	5.316.665	5.316.665
**D	PENSION RESERVES INVESTMENT TRUST FUND	0	41.701	41.701
**D	METROPOLITAN WATER RECLAMATION DISTRICT RETIREMENT FUND	0	1.128.831	1.128.831
**D	ACADIAN ALL COUNTRY WORLD EX US FUND	0	261.611	261.611
**D	METROPOLITAN EMPLOYEE BENEFIT SYSTEM	0	1.362.371	1.362.371
**D	FLORIDA RETIREMENT SYSTEM	0	1.580.141	1.580.141
**D	BLACKROCK WORLD EX FLORIDA RET SYS	0	134.579	134.579
**D	FLORIDA RETIREMENT SYSTEM	0	59.338	59.338
**D	PENN SERIES DEV INTL INDEX FUND	0	420.371	420.371
**D	FLORIDA RETIREMENT SYSTEM	0	688.000	688.000
**D	EMPLOYEES RETIREMENT SYSTEM OF TEXAS	0		

leos

EA

LISTA ESITO DELLE VOTAZIONI

Oggetto: Piano 2020 di incentivazione di lungo termine destinato al management di Enel S.p.A. e/o di società da questa controllate ai sensi dell'art. 2359 del codice civile.
FAVOREVOLI

Badge	Ragione Sociale	Proprio	Delega	Totale
**D	BLK COMTS INC INV TST INV PF BNIMTD	0	316.516	316.516
**D	BNIMTD BLK CONT EUR EQ TRCK FD INV	0	5.574.342	5.574.342
**D	BNIMTD BLK CONTINENTAL EURO INC	0	10.560.045	10.560.045
**D	UPMC BMO PENSION	0	93.547	93.547
**D	UTC EDREC BLACKROCK UNITED TECHNOLOGIES CORPORATION MASTER RETIREMENT	0	40.301	40.301
**D	TEA BLACKROCK INC INTL EQ	0	1.999.912	1.999.912
**D	NV RBIF ALLNCEBRNSTN INTL EQ	0	74.536	74.536
**D	NV PERS SSGA EAFE INDEX PUBLIC EMPLOYEES RETIREMENT SYSTEM OF NEVADA	0	2.546.628	2.546.628
**D	NV PERS MELLON CAPITAL INDEX	0	2.389.210	2.389.210
**D	LOUISIANA STATE ERS TERROR FREE INT	0	1.354	1.354
**D	LOUISIANA STATE ERS MONDRIAN LG CAP	0	13.615	13.615
**D	LOUISIANA STATE ERS MSCI EXUS INDEX	0	10.201	10.201
**D	LOUISIANA STATE ERS MSCI EXUS INDEX	0	539.823	539.823
**D	IVY APOLLO MLT ASSET INC GEI IVY	0	617.700	617.700
**D	ENSIGN PEAK CP LSV INTL LARGE	0	2.567.000	2.567.000
**D	ENSIGN PEAK EAFE LSV ASSET	0	5.484	5.484
**D	PRINCIPAL GLOBAL INVESTORS FUNDS	0	81.476	81.476
**D	UPMC BMO	0	1.476.092	1.476.092
**D	AST INTL VAL LAZARD PD42	0	680.500	680.500
**D	AST ADVANCED STRAT LSV PD15	0	624.400	624.400
**D	AST INTL VALDE LSV PD41	0	346.917	346.917
**D	BLL AQUIL LIFGLO3000 FMEN WHI INDFD	0	167.993	167.993
**D	POOL RE L AND G MSCI EQ	0	81.706	81.706
**D	POOL RE JPM REI EQUITY	0	16.015	16.015
**D	AST GS MULTI ASSET FORT LIQ PDHB	0	184.247	184.247
**D	STATE BOARD OF ADMINISTRATION OF FLORIDA	0	2.277.699	2.277.699
**D	IVY GLEBL EQUITY INC	0	342.460	342.460
**D	SRP AQR	0	1.078.445	1.078.445
**D	IVY VIP GLOBAL EQUITY INCOME	0	92.153	92.153
**D	IOWA PUBLIC EMPLOYEES RETIREMENT SYSTEM	0	423.219	423.219
**D	METROPOLITAN LIFE INSURANCE COMPANY	0	18.720	18.720
**D	INWSCO HOLDINGS GRP INC AND PARTICIPATING AFFILIATES RETIREMENT PLAN	0	39.882	39.882
**D	ENERGY INSURANCE MUTUAL LIMITED	0	26.576	26.576
**D	PRUDENTIAL INVESTMENT PORTFOLIO 2 PRUDENTIAL OMA INTL DEVELOPED MKRTS INDEX FUND	0	60.023	60.023
**D	AL TRUST AKTIEN EUROPA SPK	0	484.117	484.117
**D	UPS GROUP TRUST	0	25.682	25.682
**D	TENNESSEE VALLEY AUTHORITY RETIREMENT SYSTEM	0	8.786	8.786
**D	TENNESSEE VALLEY AUTHORITY RETIREMENT SYSTEM	0	181.381	181.381
**D	TENNESSEE VALLEY AUTHORITY RETIREMENT SYSTEM	0	53.819	53.819
**D	SOUTH CAROLINA RETIREMENT SYSTEMS GROUP/TRUST	0	1.515.290	1.515.290
**D	THE STATE OF CONNECTICUT ACTING/THROUGH ITS TREASURER	0	1.021.326	1.021.326
**D	BOARD OF PENSIONS OF THE EVANGELICAL LUTHERAN CHURCH IN AMERICA	0	183.187	183.187
**D	BOARD OF PENSIONS OF THE EVANGELICAL LUTHERAN CHURCH IN AMERICA	0	1.027.866	1.027.866
**D	ARKANSAS PUBLIC EMPLOYEES RETIREMENT SYSTEM	0		

14 maggio 2020

ENEL S.p.A.

Assemblea Ordinaria del 14 maggio 2020

LISTA ESITO DELLE VOTAZIONE
Oggetto: Piano 2020 di incentivazione di lungo termine destinato al management di Enel S.p.A. e/o di società da questa controllate ai sensi dell'art. 2359 del codice civile.
FAVOREVOLI

Badge	Ragione Sociale	Proprio	Delega	Totale
**D	SANTA BARBARA COUNTY EMPLOYEES RETIREMENT SYSTEM	0	136.236	136.236
**D	BANK OF KOREA	0	4.079	4.079
**D	THE BANK OF KOREA	0	595.155	595.155
**D	BNY MELLON GLOBAL FUNDS PLC	0	911.020	911.020
**D	IWHF LSV ASSET INVESTMENT	0	32.400	32.400
**D	NON US EQUITY MGRS PORT 1 LAZARD	0	136.873	136.873
**D	PFI INTL EQUITY INDEX FUND	0	664.851	664.851
**D	VIRTUS TOTAL RETURN FUND INC.	0	630.290	630.290
**D	ALLSTATE LIFE INSURANCE COMPANY	0	116.495	116.495
**D	SARATOGA INTERNATIONAL EQUITY PORTFOLIO	0	20.900	20.900
**D	THE AMERICAN UNIVERSITY IN CAIRO	0	7.542	7.542
**D	VOYA BALANCED PORT INTL VALUE	0	39.255	39.255
**D	VOYA INTERNATIONAL INDEX PORTFOLIO	0	1.366.465	1.366.465
**D	VOYA INFRASTRUCTR INDUST AND MATRLSEF	0	338.149	338.149
**D	VOYA GLOBAL EQUITY PORTFOLIO	0	97.580	97.580
**D	MINISTERS AND MISSIONS BENEFIT BRD OF AMERICAN EPTST CHURCHES	0	162.803	162.803
**D	FRFX WILLIAM BLAIR CO	0	26.690	26.690
**D	ERYE ATTIVO CAPITAL	0	194.080	194.080
**D	CALIFORN ENDOW LAZARD	0	197.837	197.837
**D	VOYA MM INTL EQUITY FUND LAZARD	0	3.112	3.112
**D	RBS INVESTMENT FUNDS ICVC MANAGED INCOME FUND	0	35.798	35.798
**D	VOYA GLOBAL EQUITY FUND	0	38.756	38.756
**D	DEUTSCHE XTRK MSCI EMU HDG EQ ETF	0	1.600.000	1.600.000
**D	AXA MPS FINANCIAL DAC	0	11.269	11.269
**D	GS ACTIVE BETA INTL EQUITY ETF	0	525.405	525.405
**D	PVC DIVERSIFIED INTERNATIONAL AC	0	275.388	275.388
**D	PFI DIVERSIFIED INTERNATIONAL FUND	0	14.446.341	14.446.341
**D	BNYMTCIL LM QS MV EURO EQ GAI FD	0	53.000	53.000
**D	CTJ RE STANLIB GLOBAL EQ ARR USD	0	284.229	284.229
**D	CTJ RE STANLIB GLOBAL EQUITY FD AB	0	54.000	54.000
**D	BNYTD CF CANLIFE GLBL INFRA FD	0	100.243	100.243
**D	PGIF EUROPEAN EQUITY FUND BNYMTCIL	0	85.749	85.749
**D	PFI OVERSEAS FD PMC	0	549.402	549.402
**D	PFI INTERNATIONAL FD I ORIGIN	0	192.000	192.000
**D	PFI OVERSEAS FD BHMS	0	3.232.159	3.232.159
**D	BNYMTCIL LAZARD EUROPEAN EQUITY FUN	0	138.417	138.417
**D	INVESCO STRATEGIC DEVELOPED EX-US ETF	0	228.943	228.943
**D	INTERNATIONALE KAPITALANLAGESELLSCHAFT MBH	0	55.248	55.248
**D	KAPITALANLAGESELLSCHAFT MBH	0	423.304	423.304
**D	MAPFRE MSV LIFE PLC	0	674.429	674.429
**D	VY TEMPLETON FOREIGN EQUITY	0	169.730	169.730
**D	VOYA INTERNATIONAL HIGH DIVIDEND EQUITY INCOME FUND	0	18.427	18.427

207

gt

Assemblea Ordinaria del 14 maggio 2020

ENEL S.p.A.

LISTA ESITO DELLE VOTAZIONE
 Oggetto: Piano 2020 di incentivazione di lungo termine destinato al management di Enel S.p.A. e/o di società da questa controllate ai sensi dell'art. 2359 del codice civile.
 FAVOREVOLI

Badge	Ragione Sociale	Proprio	Delega	Totale
**D	VOYA GLOBAL EQUITY DIVIDEND AND PREMIUM OPPORTUNITY FUND	0	95.496	95.496
**D	VOYA GLOBAL ADVANTAGE AND PREMIUM OPPORTUNITY FUND	0	30.998	30.998
**D	VOYA GLOBAL EQUITY DIVIDEND FUND	0	8.062	8.062
**D	VOYA GLOBAL EQUITY DIVIDEND INDEX ETF	0	1.322	1.322
**D	INVECO S AND P EUROPE 350 EQUAL WEIGHT INDEX ETF	0	7.784	7.784
**D	IQ 50 PERCENT HEDGED FTSE EURO ETF	0	154.495	154.495
**D	IQ 50 PERCENT HEDGED FTSE INTL ETF	0	245.092	245.092
**D	ALLSTATE INSURANCE CO BLACKROCK	0	13.051	13.051
**D	GREATLINK SUPREME ACADIAN	0	563.819	563.819
**D	LUX NYKREDIT GLOBAL EQUITIES	0	31.555	31.555
**D	CEP DEP IP GLOBAL EX UK ENHAN IND	0	3.018.432	3.018.432
**D	CEP DEP IP EUROPEAN EQUITY	0	655.330	655.330
**D	NKB 31004 INV MM INVEST EUROPA AKK	0	477.778	477.778
**D	NYKREDIT INVEST GLOBALE AKTIER SRI	0	125.761	125.761
**D	NYKREDIT INVEST TARTISK ALLOKERING	0	41.213	41.213
**D	NKB INVEST GLOBALE AKTIER BASIS	0	34.608	34.608
**D	CEP DEP IP EUROPEAN HIGH INCOME	0	1.667.588	1.667.588
**D	CEP DEP IP EUROPEAN EQTY INCOME	0	1.119.031	1.119.031
**D	PUBLIC EMPLOYEES RETIREMENT SYSTEM OF MISSISSIPPI	0	13.177	13.177
**D	POWERSHARES S AND P GLOBAL EX CANADA HIGH DIVIDEND LOW VOLATILITY INDEX ETF	0	111.100	111.100
**D	NATIONAL ELEVATOR INDUSTRY HEALTH BENEFIT PLAN	0	3.013.959	3.013.959
**D	DUFF AND PHELPS GLOBAL UTILITY INCOME FUND INC	0	143.139	143.139
**D	EMPLOYEES RETIREMENT TRUST OF BANK OF MONTREAL HARRIS	0	4.038	4.038
**D	HRCD RPT HAP RHUMBLINE EAFE	0	138.954	138.954
**D	NATWEST DEP SPF EUROPE EQ SSGA	0	2.560	2.560
**D	PS FTSE LO BT EQ WT FORT	0	2.466.383	2.466.383
**D	FLORIDA RETIREMENT SYSTEM	0	3.131.733	3.131.733
**D	FLORIDA RETIREMENT SYSTEM	0	36.535	36.535
**D	HRCD RPT HAP LAZARD ASSET MGMT	0	4.611	4.611
**D	AOHIT HAI RHUMBLINE EAFE THE ARCHDIOCESE OF HARTFORD INVESTMENT TRUST	0	45.723	45.723
**D	AOHIT HAI LAZARD ASSET MGT THE ARCHDIOCESE OF HARTFORD INVESTMENT TRUST	0	655.749	655.749
**D	ING PARAFONDOS I N.V.	0	348.064	348.064
**D	NN PFINV NN PREMIUM DIVIDEND FUND	0	103.514	103.514
**D	ACADIAN INTERNATIONAL EQUITY FUND LLC	0	368.773	368.773
**D	ACADIAN NON US ALL CAP EQUITY FUND USD HEDGED LLC	0	1	1
**D	BOK KIC GAEQ16	0	100.679	100.679
**D	BOK KIC GPEQ0	0	312.557	312.557
**D	THE GOVERNMENT EMPLOYEES PENSION FUND GEPF	0	1	1
**D	BOK MCM DM PEO	0	111.300	111.300
**D	GOLDMAN SACHS GMS ERISA GROUP TRUST	0	42.027	42.027
**D	NONUS EQUITY MGRSPORT I ACADIANAN	0	70.964	70.964
**D	SPRUCEGROVE NONUS EQUITY LLCIC	0	292.154	292.154
**D	AST PRU GRNTH ALL PTF QMA EAFE PDFE	0	68.963	68.963
**D	ACADIAN ALL COUNTRY WORLD MANAGED VOLATILITY EQUITY FUND LLC	0	0	0

208

LISTA ESITO DELLE VOTAZIONE
 Oggetto: Piano 2020 di incentivazione di lungo termine destinato al management di Enel S.p.A. e/o di società da questa controllate ai sensi dell'art. 2359 del codice civile.
 FAVOREVOLI

Badge	Ragione Sociale	Proprio	Delega	Totale
**D	56053 IP GLOBAL EQUITIES I	0	456.411	456.411
**D	WILM MULTI MGR FD JO HAMRO	0	238.500	238.500
**D	WILMINGTON MULTI MANAGER INTERNATIONAL FUND	0	101.489	101.489
**D	CEP DEP IP GLOBAL TARGETED RE FUND	0	1.114.712	1.114.712
**D	IVY PZENA INTERNATIONAL VALUE FUND	0	433.574	433.574
**D	PS FTSE RAFI DEVEL MAR EX US PORT	0	784.659	784.659
**D	POWERSHARES GLOBAL FUNDS IRELAND PLC	0	13.840	13.840
**D	PS FTSE RAFI DEVEL MAR EX US PORT	0	7.877	7.877
**D	PS FTSE RAFI DEVEL MAR EX US PORT	0	971.662	971.662
**D	AST FI PYRAMIS QUANT AA IE SC PDGJ	0	109.843	109.843
**D	AST FI PYRAMIS QUANT AA GIB EQ PDGH	0	172.480	172.480
**D	PRU JEN GL INFRASTRUCTURE FUND PDLE	0	65.602	65.602
**D	AST JENNISON GLOBAL INFRASTR FDMN	0	213.020	213.020
**D	AST JPM GL THEM PORT 2 INT EME POND	0	13.515	13.515
**D	AST BLKRRK GIBL STR INT SAE PDCC	0	280.300	280.300
**D	THE PRUDENTIAL SERIES FUND GLOBAL PORTFOLIO	0	98.012	98.012
**D	PSF FLEXIBLE MANAGED PORTF QMA	0	61.737	61.737
**D	PSF CONSERVATIVE BAL PORTF QMA	0	11.780.717	11.780.717
**D	PRU QMA WRLD ED INC PRU INT UTILITY FD	0	251.466	251.466
**D	PRU QMA WRLD ED INC PRU INT UTILITY FD	0	106.587	106.587
**D	PRUDENTIAL INVESTMENT PORTFOLIOS INC PRUDENTIAL BALANCED FUND	0	37.631	37.631
**D	FT NASDAQ SMART GRID INDEX FUND	0	277.120	277.120
**D	FT ISE GLOBAL WIND ENERGY INDEX FND	0	305.843	305.843
**D	BNYMCIL GIG EUROPEAN EQ ALTER TRAD	0	326.173	326.173
**D	STICHTING BEDRIJFTAKPENSIOENFONDS VOOR DEZOEETWARENINDUSTRIE	0	582.285	582.285
**D	GREAT-WEST INTERNATIONAL INDEX FUND	0	1.032.953	1.032.953
**D	AST RCM WORLD TRENDS PORT FDBF	0	836.755	836.755
**D	ADVANCED SERIES TRUST-AST PRUDENTIAL GROWTH ALLOCATION PORTFOLIO	0	380.758	380.758
**D	STATE OF WISCONSIN INVESTMENT BOARD	0	2.769.424	2.769.424
**D	STATE OF WISCONSIN INVESTMENT BOARD	0	1.831.025	1.831.025
**D	STATE OF WISCONSIN INVESTMENT BOARD	0	400.704	400.704
**D	STATE OF WISCONSIN INVESTMENT BOARD	0	7.299	7.299
**D	THE BANK OF KOREA	0	2	2
**D	THE BANK OF KOREA	0	583.627	583.627
**D	ACADIAN GLOBAL MANAGED VOLATILITY EQUITY FUND LLC	0	26.203	26.203
**D	BOK KIC GEEQ2 0	0	61.260	61.260
**D	THE STATE OF CONNECTICUT	0	89.100	89.100
**D	THE STATE OF CONNECTICUT ACTINGTHROUGH ITS TREASURER	0	894.647	894.647
**D	EMPLOYEES RETIREMENT SYSTEM OF TEXAS	0	41.834	41.834
**D	DEUTSCHE XTRKS MSCI ALL WORLD HDG	0	232.717	232.717
**D	CP3F LAZARD	0	3.449	3.449
**D	CANDLES PROVIDENT PENSION FUND	0	111.362	111.362
**D	NKB SI MOMENTUM AKTIER	0	9.669	9.669
**D	NKB SI MOMENTUM AKTIER AKK	0		

87

le of

LISTA ESITO DELLE VOTAZIONI

Oggetto: Piano 2020 di incentivazione di lungo termine destinato al management di Enel S.p.A. e/o di società da questa controllate ai sensi dell'art. 2359 del codice civile.
FAVOREVOLI

Badge	Ragione Sociale	Proprio	Delega	Totale
**D	NKB SII DOW JONES SWI	0	182.479	182.479
**D	NKB SII EUROPE VALUE	0	278.980	278.980
**D	IQ CANDRIAM ESG INTERNATIONAL EQUITY ETF	0	40.678	40.678
**D	MARION BRADLEY PARTITION TRUST	0	65.376	65.376
**D	STICHTING BEDRIJFSPENSIOENFONDS	0	576.360	576.360
**D	KAPITALFORENINGEN INVESTIN PRO	0	13.062	13.062
**D	POWERSHARES S AND P INTERNATIONAL DEVELOPED HIGH DIVIDEND LOW VOLATILITY PORTFOLIO	0	16.765	16.765
**D	PNC GBL OMNIBUS CUSTODY	0	11.676	11.676
**D	AZL NEJ INTERNATIONAL VALUE FUND	0	60.616	60.616
**D	SPARTAN INTL INDEX	0	15.689.762	15.689.762
**D	TIPF PANAGORA DYN INTL EQ	0	5.836	5.836
**D	AD2F TSPC LAZARD	0	93.860	93.860
**D	ADIF APP LSV IE	0	99.900	99.900
**D	TXMF LAZARD	0	649.257	649.257
**D	STICHTING PENSIOENFONDS VAN DE ABN	0	715.382	715.382
**D	BELLSOUTH CORP RFA VEBIA TRUST	0	117.543	117.543
**D	ARCHDIOCESE OF NEW YORK MASTER TRUST	0	102.431	102.431
**D	SHELL PENSION TRUST	0	167.133	167.133
**D	SHELL PENSION TRUST	0	251.251	251.251
**D	MNVF SSGA INTEL EQUITY	0	40.251	40.251
**D	LFLP LSV ASSET MGMT	0	199.200	199.200
**D	DREYFUS INDEX FUNDS INC DREYFUS INTERNATIONAL STOCK INDEX FUND	0	325.681	325.681
**D	DREYFUS INTERNATIONAL EQUITY FUND	0	1.179.138	1.179.138
**D	ECBSEG	0	371.490	371.490
**D	WHTF WCTC PZENA	0	83.716	83.716
**D	CITY OF MEMPHIS RETIREMENT SYSTEM	0	78.344	78.344
**D	LOUISIANA SHELLEFS ARROWSTREET	0	119.204	119.204
**D	EMPLOYEES RETIREMENT SYSTEM OF TEXAS	0	1.209.000	1.209.000
**D	LAZARD GLOBAL EQUITY INC ED ONSHORE	0	185.576	185.576
**D	LAZARD EUROPEAN ALPHA FUND	0	312.741	312.741
**D	PZENA INVESTMENT MGT	0	468.363	468.363
**D	PFI SYSTEMATEX INTERNATIONAL PD PGI	0	305.879	305.879
**D	APL RE EQ DEV MIRA	0	95.834	95.834
**D	BLL AQUILA LIFE FTSE RAFI DEVELOPED	0	1.131.329	1.131.329
**D	BLL AQUILA LIFE MSCI WORLD FUND	0	1.619.769	1.619.769
**D	BLL AQUILA LIFE OSEAS EQUITY FUND	0	6.846	6.846
**D	THE OPEC FUND FOR INTERNATIONAL DEVELOPMENT	0	367	367
**D	BR GLOBAL OPP PORT EQUITY SLEEVE	0	408.894	408.894
**D	BLL ASCENT LIFE EUROPEAN	0	125.297	125.297
**D	AST ACADEM STRAT RAJENNISON PDO7	0	748.290	748.290
**D	TEACHERS' RETIREMENT SYSTEM OF LOUISIANA	0	129.239	129.239
**D	TEACHERS' RETIREMENT SYSTEM OF LOUISIANA	0	1	1
**D	SEMPRA ENERGY PENSION MASTER TRUST	0	233.197	233.197

llo

EP

LISTA ESITO DELLE VOTAZIONE

Oggetto: Piano 2020 di incentivazione di lungo termine destinato al management di Enel S.p.A. e/o di società da questa controllate ai sensi dell'art. 2359 del codice civile.
FAVOREVOLI

Badge	Regione Sociale	Proprio	Delega	Totale
**D	SEATTLE CITY EMPLOYEES RETIREMENT SYSTEM	0	76.870	76.870
**D	PS6F STATE STREET INTL EQ	0	622.873	622.873
**D	AST JPM SO CAPITAL PRESERV PD4G	0	85.769	85.769
**D	AST JPM SO EAFE OPP PD4D	0	53.412	53.412
**D	BLL AQCILA LIFE EUROPEAN EQUITY	0	5.204.967	5.204.967
**D	AIF 21104 LPI AKT EUROPA II	0	39.674	39.674
**D	INVESTINGSFORINGEN LABGERNES INVEST,	0	1.163.177	1.163.177
**D	AF81 LABOR SELECT INTL EQ	0	495.672	495.672
**D	DEUTSCHE XTRKS MSCI EURO CCYHGD	0	28.623	28.623
**D	ARC RB EQ DEV KAITOS	0	1.194	1.194
**D	POWERSHARES PUREBETA FTSE DEVELOPED EX NORTHAMERICA PORTFOLIO	0	72.854	72.854
**D	RTC EMULATION	0	321.408	321.408
**D	SCEF MONDRIAN	0	188.961	188.961
**D	SAEF SCE PANAGORA QUAL	0	62.862	62.862
**D	AB FOODS HEXAVEST	0	8.531	8.531
**D	DBX FTSE DEV EX US COMP FACTOR	0	615.196	615.196
**D	ABN AMRO PF OBS RAFI 1000	0	61.704	61.704
**D	ASV RB EQ DEV MENKAR	0	19.212	19.212
**D	PGTF DR NON US EQUITY GT	0	155.500	155.500
**D	MCKINLEYCAPINTLGROWI	0	2.471.920	2.471.920
**D	DEUTSCHE XTRKS MSCI EAFE CCYHGD	0	17.715	17.715
**D	TGWF PANAGORA INTL EQ	0	334.780	334.780
**D	FARMERS GROUP INC EMPLOYEES PENSION PLAN TRUST	0	484.463	484.463
**D	FARMERS GROUP INC 401 K SAVINGS PLAN	0	2.605.885	2.605.885
**D	ROWF GT ACWI EX US	0	809.731	809.731
**D	SBSA GEFF BLACKROCK EQUITY	0	1.304.006	1.304.006
**D	BOA PENSION PLAN MONDRIAN	0	1.150.133	1.150.133
**D	ALASKA PERMANENT FUND CORPORATION	0	928.534	928.534
**D	ALASKA PERMANENT FUND CORPORATION	0	380.124	380.124
**D	3M ERIP RAFI EAFE	0	9.476.085	9.476.085
**D	AP7 EQUITY FUND	0	93.385	93.385
**D	SISTERS OF CHARITY OF LEAVENWORTH HEALTH SYSTEM MASTER TRUST	0	312.609	312.609
**D	MSV JP MORGAN	0	567.200	567.200
**D	NEPF LSV ASSET MGMT	0	286.900	286.900
**D	NATIONAL ELEVATOR INDUSTRY PENSION PLAN	0	48.820	48.820
**D	CYBF ATIVO CAPITAL MGMT	0	208.600	208.600
**D	CYBF LSV ASSET MGMT	0	125.499	125.499
**D	LEPF LAZARD	0	598.464	598.464
**D	RZSF3002 NON US EQ MONDRIAN	0	216.592	216.592
**D	RZSF3001 NON US GE W BLAIR	0	142.217	142.217
**D	RZSF1501 GLOBAL EQ HEXEVEST	0	259.100	259.100
**D	ATFF LAZARD	0	982.876	982.876
**D	ADEPT INVESTMENT MANAGEMENT PLC	0		

BT

lll

Assemblea Ordinaria del 14 maggio 2020

ENEL S.p.A.

LISTA ESITO DELLE VOTAZIONE
 Oggetto: Piano 2020 di incentivazione di lungo termine destinato al management di Enel S.p.A. e/o di società da questa controllate ai sensi dell'art. 2359 del codice civile.
 FAVOREVOLI

Badge	Ragione Sociale	Preprio	Delega	Totale
**D	INVECO PERPETUAL GLOBAL TARGETED INCOME FUND	0	14.813	14.813
**D	CEP DEP IF EURO EX UK ENH IND FD	0	13.340	13.340
**D	STICHTING BEDRIJFTAKPENSIOENFONDS VOOR DEZOEETWARENINDUSTRIE EUROPAWEG	0	428.092	428.092
**D	VIRGINIA RETIREMENT SYSTEM	0	188.000	188.000
**D	VIRGINIA RETIREMENT SYSTEM	0	189.383	189.383
**D	VIRGINIA RETIREMENT SYSTEM	0	2.422.000	2.422.000
**D	VIRGINIA RETIREMENT SYSTEM	0	1.588.338	1.588.338
**D	VIRGINIA RETIREMENT SYSTEM	0	503.941	503.941
**D	VIRGINIA RETIREMENT SYSTEM	0	243.395	243.395
**D	VIRGINIA RETIREMENT SYSTEM	0	282.760	282.760
**D	EMPT-INKA-FONDS	0	3.489.000	3.489.000
**D	THE ROMAN CATHOLIC ARCHBISHOP OF LOS ANGELES	0		0
**D	PLUMBERS AND PIPEFITTERS NATIONAL PENSION PLAN	0		0
**D	AIC CAMBIAR INTERNATIONAL EQUITY FUND	128.737		128.737
**D	LAWRENCE LIVERMORE NATIONAL SECURITY LLC AND LOS ALAMOS NATIONAL SECURITY LLC DEFINED BENEFIT PLAN GROUP TRUST	0		0
**D	LANS LLC AND LANS LLC DEFINED BENEFIT PLAN GROUP TRUST	0	558.725	558.725
**D	DE2F LSV ASSET MGMT	0	82.300	82.300
**D	MSV LIFE PLC	0	78.720	78.720
**D	VANGUARD GLOBAL DIVIDEND FUND	0	1.698	1.698
**D	EL2F EL2 LSV	0	33.900	33.900
**D	COUNTY EMPLOYEES ANNUITY AND BENEFIT FUND OF COOK COUNTY	0	70.240	70.240
**D	COUNTY EMPLOYEES ANNUITY AND BENEFIT FUND OF COOK COUNTY	0	295.170	295.170
**D	COUNTY EMPLOYEES ANNUITY AND BENEFIT FUND OF COOK COUNTY	0	446.083	446.083
**D	COUNTY EMPLOYEES ANNUITY AND BENEFIT FUND OF COOK COUNTY	0	800.889	800.889
**D	COUNTY EMPLOYEES ANNUITY AND BENEFIT FUND OF COOK COUNTY	0	136.046	136.046
**D	CASEY FP ARROWSTREET	0	6.523	6.523
**D	UNITED CHURCH FUNDS OMA BFF	0	144.500	144.500
**D	UNITED CHURCH FUNDS LSV ASSET MGMT	0	56.056	56.056
**D	OSBF PANAGORA	0	50.448	50.448
**D	BNTWCIL FT EURO ALPHADEX UCITS ETF	0	1.491.342	1.491.342
**D	BNY MELLON INTERNATIONAL FUND	0	6.647	6.647
**D	DEUTSCHE XTRK MSCI STH EUR HDG ETF	0	130.022	130.022
**D	LRPF WILLIAM BLAIR	0	3.871	3.871
**D	COLUMBIA SUSTAINABLE INVL EQ ETF	0	406.300	406.300
**D	JDRF LSV NON US LONG	0	53.869	53.869
**D	IN8 COP TREAS PWE RHUMELINE MSCI	0	776.625	776.625
**D	AB FOODS ARTEMIS	0	1.032.568	1.032.568
**D	CPA COP PSERS PSERS ACWI X US INDEX	0	73.676	73.676
**D	AON HEWITT COLLECTIVE INVESTMENT TRUST	0	747.029	747.029
**D	INTERNATIONALE KAPITALANLAGEGESELLSCHAFT MBH ACTING FOR ACCOUNT OF INKA PBEAKK	0	29.360	29.360
**D	AURION GLOBAL EQUITY FUND	0	868.935	868.935
**D	AZL INTERNATIONAL INDEX FUND	0	10.033.571	10.033.571
**D	BGF NEW ENERGY FD NAT RES	0	1.731.023	1.731.023
**D	BGF EUROPEAN VALUE FD	0	4.033.859	4.033.859
**D	BGF EURO MKTS FD EURO EQUITY PF	0	11.437	11.437
**D	BOX KIC AREQ 3	0		0

lll

EP

LISTA ESITO DELLE VOTAZIONE
Oggetto: Piano 2020 di incentivazione di lungo termine destinato al management di Enel S.p.A. e/o di società da questa controllate ai sensi dell'art. 2359 del codice civile.
FAVOREVOLI

Badge	Ragione Sociale	Proprio	Delega	Totale
**D	ACN HEWITT GROUP TRUST	0	527.500	527.500
**D	WF KNIGHTS OF COLUMBUS MAST TR SSGA	0	18.840	18.840
**D	HESF NJF INVEST GRP	0	90.911	90.911
**D	HAWAIIAN ELECTRIC INDUSTRIES INC MASTER VEBA TRUST	0	9.959	9.959
**D	MI FONDS K12 SPK	0	177.141	177.141
**D	MI FONDS K11 SPK	0	86.837	86.837
**D	MI FONDS K10 SPK	0	448.366	448.366
**D	MI FONDS K10 SPK	0	1.538.145	1.538.145
**D	ARBEJDSMARKEDETS TILLÆGSPENSION	0	1.387.458	1.387.458
**D	AMUNDI SGR SPA / AMUNDI RISPARMIO ITALIA	0	1.372.000	1.372.000
**D	AMUNDI SGR SPA/AMUNDI SVILUPPO ITALIA	0	1.745.542	1.745.542
**D	AMUNDI SGR SPA	0	149.195	149.195
**D	AMUNDI SGR SPA / OBBLIGAZIONARIO PIU' A DIS TRIBUZIONE	0	350.097	350.097
**D	AMUNDI SGR SPA / AZIONARIO VALORE EUROPA A DISTRIBUZIONE	0	482.416	482.416
**D	AMUNDI SGR SPA / AZIONARIO EUROPA	0	138.515	138.515
**D	SEI GLOBAL INVESTMENT FUND PLC	0	58.458	58.458
**D	AMJ GLOBAL BALANCED FUND 2017	0	8.702	8.702
**D	BLACKROCK GA ENHANCED EQUITY F	0	268.243	268.243
**D	SEI GLOBAL MASTER FUND PLC - T	0	13.760	13.760
**D	AB CAP FUND INC AB FLEXEE	0	205.700	205.700
**D	LSV FONDS PLC	0	44.910	44.910
**D	AB SICAV I - ALTERNATIVE RISK	0	5.580	5.580
**D	AB SICAV I ALL MARKET TOTAL	0	2.710	2.710
**D	AFFINITY WORLD LEADERS EQUITY	0	508.177	508.177
**D	AB SICAV I ALL MARKET INCOME	0	9.191.336	9.191.336
**D	AB SICAV I - EUROZONE EQUITY P	0	430.000	430.000
**D	E.T.H.I.C.A	0	2.154.461	2.154.461
**D	AB SICAV I - EUROPEAN EQUITY P	0	4.329	4.329
**D	WELLS FARGO (LUX) WORLDWIDE FU	0	9.908	9.908
**D	PGIM ETF TRUST - PGIM OMA STRA	0	285.740	285.740
**D	AB SICAV I - LOW VOLATILITY T	0	58.482	58.482
**D	INTER EXPANSION	0	12.741.117	12.741.117
**D	BRIDGE BUILDER INTERNATIONAL	0	194.256	194.256
**D	FONDS PALLADIO	0	142.741	142.741
**D	AGF FCR ACTIONS	0	888.853	888.853
**D	AIM EQUITY EMU 1	0	106.452	106.452
**D	AZ AIR FRANCE POCHE ACT EUR	0	85.443	85.443
**D	ALLIANZ CAVAMAC ACTIONS	0	807.898	807.898
**D	LYXOR EURO STOXX 300 DR	0	400.000	400.000
**D	ALLIANZ HOSPITALIERS EURO	0	400.000	400.000
**D	ALLIANZ HOSPI VAL DURABLES	0	400.000	400.000
**D	LYXOR STOXX EUROFE 600 (DR	0	1.899.621	1.899.621
**D	TOUCHSTONE FUNDS GROUP	0	119.570	119.570
**D	LYX FTSE EUR MIN VAR UC ETF	0	9.421	9.421

BY

lll3

LISTA ESITO DELLE VOTAZIONE
 Oggetto: Piano 2020 di incentivazione di lungo termine destinato al management di Enel S.p.A. e/o di società da questa controllate ai sensi dell'art. 2359 del codice civile.
 FAVOREVOLI

Badge	Ragione Sociale	Proprio	Delega	Totale
**D	MAAF ASSURANCES SA	0	927.636	927.636
**D	PROTEC BT	0	12.760	12.760
**D	MOOREA FUND - SELECTION EUR	0	214.357	214.357
**D	MUL - LYXOR ITALIA EQUITY PIR	0	144.034	144.034
**D	LA BANQUE POSTALE ASSET MANAGE	0	93.094	93.094
**D	LIF - LYXOR MSCI EMU VALUE DR	0	363.785	363.785
**D	LYXOR INDEX FUND - LYXOR GLOB.F	0	14.838	14.838
**D	LYXOR CORE MSCI EMU DR UCITS	0	394.792	394.792
**D	LYXOR CORE MSCI WORLD (DR) UCI	0	115.765	115.765
**D	NESTLE FRANCE EQUILIBRE	0	87.148	87.148
**D	SG DIVERSIFIE ISR	0	263.890	263.890
**D	SG ACTIONS INTERNATIONALES	0	338.506	338.506
**D	HALEVI A3	0	500.165	500.165
**D	FCPE MACIF CROISSANCE DURABLE	0	160.650	160.650
**D	MAIF CROISSANCE DURABLE	0	334.795	334.795
**D	MONCEAU EUROPE VALUE	0	496.657	496.657
**D	CIPAV METROPOLE DIVERSIFIE	0	471.588	471.588
**D	MONCEAU ETHIQUE	0	188.075	188.075
**D	SMITH GROUP GLOBAL LARGE CAP	0	21.100	21.100
**D	TRUST AND CUSTODY SERVICES BAN	0	4.400	4.400
**D	AB SICAV I - EUROPE (EX UK) EQ	0	9.990	9.990
**D	BLACKROCK EUROFUND	0	231.696	231.696
**D	BLACKROCK GLOBAL ALLOCATION FU	0	19.002.184	19.002.184
**D	BLACKROCK GLOBAL SMALLCAP FUND	0	3.367	3.367
**D	LYXOR MSCI EUROPE CLIMATE	0	1.340	1.340
**D	BLACKROCK GLOBAL ALLOCATION FO	0	149.367	149.367
**D	LYXOR MSCI WORLD CLIMATECHANGE	0	792	792
**D	BLACKROCK GLOBAL ALLOCATION VI	0	6.545.841	6.545.841
**D	LYXOR EURO STOXX 50 (DR)	0	265.945	265.945
**D	ACBERNSTEIN	0	991.010	991.010
**D	UF 6 A ACT	0	175.000	175.000
**D	TRUST CUSTODY SERVICES BANK, L	0	200.000	200.000
**D	ASI - PROGETTO SVILUPPO GLO	0	145.912	145.912
**D	CASSETTE DIVERSIFIE	0	307.557	307.557
**D	AM SOL IT-PROGETTO SVILUPPO GL	0	25.535	25.535
**D	SOGECAP AP LOW CARBON	0	136.737	136.737
**D	BROWN BROTHERS HARRIMAN TRUSTE	0	1.798.805	1.798.805
**D	SILVER INVESCO EURO EQUITY	0	294.174	294.174
**D	AMUNDI S.F.-EURO EQ MARKET PLUS	0	158.286	158.286
**D	SG ACTIONS EUROPE MULTIGESTION	0	31.829	31.829
**D	DIVERSIFIE ACTIONS 50-65 DU CD	0	49.633	49.633
**D	AM SOL IT-PROGETTO CED 04 2024	0	23.492	23.492
**D	OFI MARKET NEUTRAL EQUITY	0	1.524.607	1.524.607

BT

llll

LISTA ESITO DELLE VOTAZIONE

Oggetto: Piano 2020 di incentivazione di lungo termine destinato al management di Enel S.p.A. e/o di società da questa controllate ai sensi dell'art. 2359 del codice civile.
FAVOREVOLI

Badge	Ragione Sociale	Proprio	Delega	Totale
**D	PIONEER INVESTMENTS TOTAL RETV	0	36.596	36.596
**D	AMUNDI SOLUZ IT-PROG CED 05 20	0	58.461	58.461
**D	MACIF CROISSANCE DURABLE ET SO	0	295.445	295.445
**D	TRUST AND CUSTODY SERVICES BAN	0	117.211	117.211
**D	AMUNDI SOLUZ IT-PROG CED 06 20	0	38.887	38.887
**D	AMUNDI SOLUZ IT-PROG CED 08 20	0	47.350	47.350
**D	THE NOMURA TRUST AND BANKING C	0	78.622	78.622
**D	AMUNDI SOLUZ IT-PROG CED 09 20	0	42.711	42.711
**D	AMUNDI SF-DIVERS TARG IN 11 21	0	4.971	4.971
**D	AMUNDI SOLUZ IT-PROG CED 12 20	0	19.137	19.137
**D	SG ACTIONS EUROPE	0	176.681	176.681
**D	SG ACTIONS EUROPE LARGE CAP	0	37.958	37.958
**D	AMUNDI SOLUZ IT-PROG CED 11 20	0	33.892	33.892
**D	LYXOR MSCI EUROPE UCITS ETF	0	1.456.404	1.456.404
**D	ACBERNSTEIN-DYNAMIC DIVERSIFI	0	5.102	5.102
**D	LYX EUR STOXX 50 (DR) U E	0	7.176.699	7.176.699
**D	AMUNDI SOLUZ IT-PROG CED 02 21	0	16.585	16.585
**D	LYXOR INDEX FUND EURO	0	16.242	16.242
**D	AMUNDI SOLUZ IT-PROG CED 03 21	0	21.341	21.341
**D	NUVEEN GLOBAL INVESTORS FUND P	0	122.518	122.518
**D	2) NUMERIC INVESTORS LLC	0	95.900	95.900
**D	AMUNDI SOLUZ IT-PROG CED 05 21	0	21.062	21.062
**D	GLOBAL HIGH INCOME EQUITY FUND	0	151.369	151.369
**D	ETOILE ACTIONS RENDEMENT	0	433.168	433.168
**D	ETOILE ENERGIE EUROPE	0	108.415	108.415
**D	ANTARIUS ROTATION SECTORIELLE	0	85.414	85.414
**D	AMUNDI SOLUZ IT-PROG CED 06 21	0	16.537	16.537
**D	SEI GLOBAL MASTER FUND FLC STY	0	1.394.000	1.394.000
**D	INVECO ASSET MANAGEMENT LIMIT	0	49.938	49.938
**D	ACBERNSTEIN FCP	0	7.340.755	7.340.755
**D	AMUNDI SOLUZ IT-PROG CED 08 21	0	9.674	9.674
**D	RMG EUROPE LAZARD AM	0	159.706	159.706
**D	ETOILE ACTIONS INTERNATIONALES	0	195.488	195.488
**D	AMUNDI SOLUZ IT-PROG CED 09 21	0	15.076	15.076
**D	CFI AM	0	2.028.836	2.028.836
**D	SEI INVESTMENTS (EUROPE) LIMIT	0	44.470	44.470
**D	AMUNDI SF-DIV TGT INC 11 2022	0	15.742	15.742
**D	CHERRY TREE FUND OF AMERICAN I	0	329.320	329.320
**D	AMUNDI SF-DIV TGT INC 11 2021	0	13.490	13.490
**D	SEI GLOBAL INVESTMENTS FUND PL	0	38.262	38.262
**D	AMUNDI SOLUZ IT-PROG CED 12 21	0	11.181	11.181
**D	TST TOUCHSTONE SUSTAINABILITY	0	1.702.324	1.702.324
**D	AMUNDI SOLUZ IT-PROG CED 02 22	0	26.714	26.714

elis

elis

LISTA ESITO DELLE VOTAZIONE
Oggetto: Piano 2020 di incentivazione di lungo termine destinato al management di Enel S.p.A. e/o di società da questa controllate ai sensi dell'art. 2359 del codice civile.
FAVOREVOLI

Badge	Ragione Sociale	Proprio	Delega	Totale
**D	AB CAP FUND, INC.- AB INTERNAT	0	905.270	905.270
**D	AMUNDI SOLUZ IT-PROG CED 03 22	0	20.985	20.985
**D	AMUNDI SOLUZ IT-PROG CED 04 22	0	11.832	11.832
**D	AMUNDI SOLUZ IT-PROG CED 06 22	0	112.983	112.983
**D	SEI GLOBAL MASTER FUND PLC- TH	0	13.096	13.096
**D	AMUNDI SOLUZ IT-PROG CED 06 22	0	30.778	30.778
**D	ALLIANCEBERNSTEIN FUND DYNAMIC	0	13.242	13.242
**D	AMUNDI SOLUZ IT-PROG CED 05 22	0	13.773	13.773
**D	AMUNDI SOLUZ IT-PROG CED 10 22	0	19.495	19.495
**D	AMUNDI SOLUZ IT-PROG CED 12 2022	0	28.903	28.903
**D	AM SOL IT- PROG CED 12 2022	0	29.882	29.882
**D	ASI-PROGETTO CEDOLA 04 2023	0	24.547	24.547
**D	AM SOL IT-PROG CED 05 2023	0	22.002	22.002
**D	AM SOL IT-PROG CED 06 2023	0	71.600	71.600
**D	ASI-PROGETTO CEDOLA 07 2023	0	28.514	28.514
**D	NUMERIC EUROPEAN EQUITY FUND A	0	28.792	28.792
**D	ASI-PROGETTO CEDOLA 09 2023	0	205.086	205.086
**D	ASI-PROGETTO CEDOLA 10 2023	0	26.834	26.834
**D	KOKUSAI EQUITY INDEX FU	0	194.256	194.256
**D	ASI-PROGETTO CEDOLA 12 2023	0	17.352	17.352
**D	CONSULTING GROUP CAPITAL MARKE	0	109.100	109.100
**D	AMUNDI S.F.- EQ PLAN 60	0	17.906	17.906
**D	CNS GLOBAL LIST INFRASTRUCTUR	0	267.780	267.780
**D	AMONDI S.F.-ABSOLUTE RET MULTI	0	379.755	379.755
**D	PI INVESTMENT FD-OPTIMISER	0	168.857	168.857
**D	PI IF -EMU EQUITY	0	32.138	32.138
**D	PI IF -EUROPEAN EQUITY	0	25.136	25.136
**D	AMUNDI SOLUZIONI IT-PROG. AZ.	0	10.761	10.761
**D	AMUNDI SOLUZ IT-PROG CED 09 22	0	80.000	80.000
**D	AMUNDI SOLUZ IT-PROG CED 07 22	0	941.602	941.602
**D	OFI FUND - EURO LARGE CAP	0	393.738	393.738
**D	ERSTE-SPAINVEST KAPITAL.M.B.H	0	118.483	118.483
**D	AMUNDI LUXEMBOURG SA	0	15.052	15.052
**D	ESPERIDES- S.A. SICAV - SIF	0	100.000	100.000
**D	AMUNDI SIF GLOBAL ETHICAL EQUITIES	0	1.747.013	1.747.013
**D	SINGLE SELECT INVEST MONCEAU ACTION	0	221.614	221.614
**D	SEYOND EUROPE MINVOL	0	4.790	4.790
**D	OSTRUM EURO VALUE EQUITY	0	24.697	24.697
**D	SEYOND EQUITY FACTOR INVESTING EUROPE	0	593.935	593.935
**D	VALIANT AKTIEN EUROP	0	9.131	9.131
**D	G FUND NEXT R EVOLUTIONS	0	8.857	8.857
**D	PRIVILEGE - JP MORGAN PAN EUROPEAN FLEXIBLE EQUITY	0	40.896	40.896
**D	SEYOND EUROPE MARKET NEUTRAL	0	10.644	10.644
**D	DNB ASSET MANAGEMENT AB	0		
**D	CLEOME INDEX GLOBAL EQUITIES	0		

EF

2216

LISTA ESITO DELLE VOTAZIONE
 Oggetto: Piano 2020 di incentivazione di lungo termine destinato al management di Enel S.p.A. e/o di società da questa controllate ai sensi dell'art. 2359 del codice civile.
FAVOREVOLI

Badge	Ragione Sociale	Proprio	Delega	Totale
**D	CLEOME INDEX EUROPE EQUITIES	0	166.338	166.338
**D	CANDRIAM QUANT EQUITIES MULTI-FACTOR EMU	0	12.472	12.472
**D	CANDRIAM QUANT EQUITIES MULTI-FACTOR GLO	0	4.707	4.707
**D	CLEOME INDEX EMU EQUITIES	0	89.849	89.849
**D	CANDRIAM QUANT EQUITIES EUROPE	0	14.628	14.628
**D	CLEOME INDEX WORLD EQUITIES	0	7.474	7.474
**D	AMUNDI FUNDS MULTI ASSET CONSERVATIVE	0	81.861	81.861
**D	AMUNDI EURO STOXX 50	0	6.951.630	6.951.630
**D	AF DYNAMIC MULTI FACTO GLOBAL EQ-EUROPE	0	5.826	5.826
**D	CPR INVEST - FUTUR CITIES	0	44.470	44.470
**D	AMUNDI FUNDS DYNAMIC MULTI FACTORS EURO	0	81.838	81.838
**D	AMUNDI FUNDS DYNAMIC MULTI FACT EUROPE EQU	0	1.081.857	1.081.857
**D	AMUNDI INDEX MSCI EUROPE	0	198.249	198.249
**D	AMUNDI INDEX EQUITY GLOBAL LOW CARBON	0	1.635.132	1.635.132
**D	AMUNDI INDEX MSCI WORLD	0	230.067	230.067
**D	AMUNDI INDEX MSCI EMU	0	255.760	255.760
**D	AMUNDI FUNDS GLOBAL PERSPECTIVES	0	3.489.276	3.489.276
**D	AMUNDI INDEX EQUITY GLOBAL MULTI SMART ALLOCATION SCIENTIFIC BETA	0	22.417	22.417
**D	AMUNDI FUNDS EUROPE EX UK	0	16.350	16.350
**D	AMUNDI PRIME EUROZONE	0	578.118	578.118
**D	AMUNDI PRIME GLOBAL - UCITS ETF DR	0	13.887	13.887
**D	STRUCTURA	0	14.671	14.671
**D	AMUNDI FUNDS EUROPEAN EQUITY TARGET INCO	0	153.544	153.544
**D	AMUNDI FDS GLOBAL MULTI-ASSET TARGET INC	0	18.101	18.101
**D	AMUNDI FUNDS ABSOLUTE RETURN MULTI-SRAT	0	3.639	3.639
**D	AMUNDI FUNDS GLOBAL EQUITY TARGET INCOME	0	6.576.349	6.576.349
**D	AMUNDI FUNDS PIONEER FLEXIBLE OPPORTUNIT	0	252.672	252.672
**D	AMUNDI FUNDS REAL ASSETS TARGET INCOME	0	360.767	360.767
**D	AMUNDI FUNDS MULTI-STRATEGY GROWTH	0	3.104.418	3.104.418
**D	AMUNDI FUNDS GLOBAL MULTI-ASSET	0	340.513	340.513
**D	AMUNDI FDS GLOB MULTI-ASSET CONSERVATIVE	0	250.000	250.000
**D	AMUNDI FUNDS EURO MULTI-ASSET TARGET INC	0	290.979	290.979
**D	CPR INVEST-EUROPE SPECIAL SITUATIONS	0	40.187	40.187
**D	G FUND - TOTAL RETURN ALL CAP EUROPE	0	75.261	75.261
**D	MIROVA EUROPE SUSTAINABLE ECONOMY FUND	0	305.293	305.293
**D	NIF I ALLIANZ BERNSTEIN	0	44.467	44.467
**D	CENTRAL BANK OF IRELAND	0	700.000	700.000
**D	EDMOND DE ROTHSCHILD FUND INCOME EUROPE	0	42.253	42.253
**D	EDMOND DE ROTHSCHILD FUND EQUITY EURO CORE	0	1.061.540	1.061.540
**D	EDMOND DE ROTHSCHILD FUND II - INCOME 2024	0	56.425	56.425
**D		0	519.240	519.240
**D		0	1.010.500	1.010.500
**D		0	83.410	83.410

13

lll7



LISTA ESITO DELLE VOTAZIONI

Oggetto: Piano 2020 di incentivazione di lungo termine destinato al management di Enel S.p.A. e/o di società da questa controllate ai sensi dell'art. 2359 del codice civile.
FAVOREVOLI

Badge	Ragione Sociale	Proprio	Delega	Totale
**D	CNP ASSURANCES	0	473.000	473.000
**D	CNP ASSURANCES	0	146.000	146.000
**D	CNP ASSURANCES	0	43.776	43.776
**D	CNP ASSURANCES	0	264.784	264.784
**D	CNP ASSURANCES	0	10.750.000	10.750.000
**D	CNP ASSURANCES	0	33.563	33.563
**D	CNP ASSURANCES	0	36.792	36.792
**D	CNP ASSURANCES (A) EUROPE	0	11.992	11.992
**D	FIDELTA ASSISTANCE	0	977.396	977.396
**D	MMA IARD SA (A) EUROPE	0	87.820	87.820
**D	ASSISTANCE PROTECTION JURIDIQUE (A) SUROP	0	2.139.012	2.139.012
**D	GMF-VIE CANTON D (A) EUROPE	0	661.388	661.388
**D	GMF ASSURANCES (A) EUROPE	0	29.139	29.139
**D	MAAF SANTE	0	5.599	5.599
**D	MAAF VIE WINNEO PERP	0	1.101.335	1.101.335
**D	MAAF VIE ACTIF GENERAL	0	64.684	64.684
**D	ABP IARD	0	181.000	181.000
**D	LA BANQUE POSTALE PREVOYANCE	0	9.298	9.298
**D	AFSA-SRI ABSOL RETURN MULTI-ASSETS N1	0	1.155	1.155
**D	AFSA-SRI ABSOL RETURN MULTI-ASSETS N2	0	632.260	632.260
**D	GGVIE PREFON RETRAITE A	0	59.733	59.733
**D	CRAMA LOIRE BRETAGNE ACTIONS	0	285.000	285.000
**D	REGARD ACTIONS DEVELOPEMENT DURABLE	0	210.000	210.000
**D	REGARD ACTIONS CROISSANCE	0	140.000	140.000
**D	ALZ DIVERSIFIE CAUMARTIN (POCHE EURO)	0	1.208.882	1.208.882
**D	AA ALLIANZ DIVERSIFIE	0	219.732	219.732
**D	ALLIANZ GLOBAL INVESTORS FRANCE	0	115.068	115.068
**D	CAVEC LA FRANCAISE DES PLACEMENTS DIVERSIFIE	0	250.000	250.000
**D	CARPIMKO ACTIONS LO	0	155.058	155.058
**D	VILLIERS DIAPASON	0	60.513	60.513
**D	EGEPARGNE 2	0	53.266	53.266
**D	SAFRAN DYNAMIQUE	0	10.951	10.951
**D	SAFRAN MIXTE SOLIDAIRE	0	149.951	149.951
**D	NATEXIS PERFORMANCE 09	0	471.992	471.992
**D	FCP CARPIMKO EUROPE	0	104.000	104.000
**D	IBM FRANCE	0	8.636	8.636
**D	FCP HAMELIN DIVERSIFIE FLEX II	0	92.857	92.857
**D	IBM FRANCE F	0	135.122	135.122
**D	DUGUAY ACTIONS EUROPE	0	320.772	320.772
**D	ERISA ACTIONS EUROPE N2	0	37.820	37.820
**D	ORANO DIVERSIFIE EQUILIBRE	0	28.181	28.181
**D	GRUPE CEA CROISSANCE (CEA2)	0	123.051	123.051
**D	HAMELIN ACTIONS EUROPE	0	324.000	324.000
**D	UFF CAP DIVERSIFIE	0		

LISTA ESITO DELLE VOTAZIONE
Oggetto: Piano 2020 di incentivazione di lungo termine destinato al management di Enel S.p.A. e/o di società da questa controllate ai sensi dell'art. 2359 del codice civile.
FAVOREVOLI

Badge	Ragione Sociale	Proprio	Delega	Totale
**D	AA NATIXIS MINIMUM VARIANCE	0	1.284.494	1.284.494
**D	FCP RL PREVOYANCE	0	273.930	273.930
**D	RSRC ACTIONS	0	1.025.616	1.025.616
**D	FCP CARBP DIVERSIFIE	0	492.802	492.802
**D	PERP PROGRESSIF	0	250.997	250.997
**D	ECUREUIL PROFIL 90	0	3.040.091	3.040.091
**D	UNIVERS CNP 1	0	163.810	163.810
**D	A.A. - BNP PAM -ISR	0	1.102.809	1.102.809
**D	BOURBON 7	0	82.230	82.230
**D	CONCORDE 96	0	226.813	226.813
**D	CNP MONTARNASSE ACTIONS	0	308.586	308.586
**D	ORACET	0	221.439	221.439
**D	AA LA FRANCAISE ISR	0	577.780	577.780
**D	CNP ACP ACTIONS LT	0	285.148	285.148
**D	FC CARPMKO	0	695.120	695.120
**D	AAE MG	0	270.528	270.528
**D	OCIRP ACTIONS P	0	400.000	400.000
**D	EDMOND DE ROTHSCHILD ASSET MANAGEMENT	0	489.540	489.540
**D	TESLA FOCHE ACTIONS	0	76.244	76.244
**D	FONDATION EUROPE	0	139.091	139.091
**D	AB CFAO	0	18.350	18.350
**D	ADVIT ACT EU	0	225.275	225.275
**D	UECM ALSACE	0	22.000	22.000
**D	ARRCO LONG TERME F	0	313.140	313.140
**D	UMR SELECT EUROPE RJ	0	334.000	334.000
**D	ARRCO LONG TERME B NATIXIS INVEST MANAGERS INTERNAT	0	405.327	405.327
**D	HSBC GLOBAL ASSET MANAGEMENT	0	525.351	525.351
**D	CONTI PLACEMENTS	0	84.132	84.132
**D	MGEN ACTION	0	173.640	173.640
**D	TOTAL DIVERSIFIE EQUILIBRE & SOLIDAIRE	0	52.895	52.895
**D	MONGELAS	0	123.468	123.468
**D	NEUFILIZE VIE OPPORTUNITES	0	287.323	287.323
**D	EUROCORPORATE FG DIVERSIFIE	0	13.323	13.323
**D	LBPAM STRATEGIE PEA 1	0	63.575	63.575
**D	LBPAM ACTIONS EUROPE	0	265.098	265.098
**D	TONI ACTIONS 100	0	369.396	369.396
**D	VIVACCIO ACTIONS	0	2.446.984	2.446.984
**D	LBPAM ACTIONS MONDE	0	548.346	548.346
**D	LBPAM ACTIONS INDICE EURO	0	1.196.587	1.196.587
**D	LBPAM ACTIONS 80	0	306.346	306.346
**D	LBPAM ACTIONS EUROPE MONDE	0	204.061	204.061
**D	LBPAM ACTIONS EUROPE 50	0	192.864	192.864
**D	LBPAM STRATEGIE PEA 2	0	77.622	77.622

llp

BY

LISTA ESITO DELLE VOTAZIONE
 Oggetto: Piano 2020 di incentivazione di lungo termine destinato al management di Enel S.p.A. e/o di società da questa controllate ai sensi dell'art. 2359 del codice civile.
 FAVOREVOLI

Badge	Ragione Sociale	Proprio	Delega	Totale
**D	LRPAM ACTIONS OPTI INDICE EURO	0	43.225	43.225
**D	CNP TOCQUEVILLE VALUE EUROPE ISR	0	1.054.753	1.054.753
**D	SG AMUNDI ASSET MANAGEMENT	0	26.743	26.743
**D	AP ACTIONS 1 EURO	0	423.046	423.046
**D	ROFS-SMART INDEX EURO	0	535.186	535.186
**D	AP ACTIONS 3 MIN VOL	0	144.971	144.971
**D	PREDIQUANT A2 ACTIONS EUROPE	0	103.000	103.000
**D	CARP - INDO	0	841.369	841.369
**D	L.S. DYNAMIQUE ET SOLIDAIRE	0	19.000	19.000
**D	EPARGNE PRUDENCE THALES	0	159.281	159.281
**D	N 1 RENDEMENT USINOR	0	147.406	147.406
**D	JUNON ACTIONS OBLIGATIONS	0	40.944	40.944
**D	AMUNDI LABEL DYNAMIQUE ESR	0	141.969	141.969
**D	AMUNDI LABEL PRUDENCE ESR	0	244.363	244.363
**D	AMUNDI LABEL EQUILIBRE ESR	0	205.276	205.276
**D	ARCO LONG TERME D ACTIONS	0	353.265	353.265
**D	ATOUT.PULSATIONS	0	671.007	671.007
**D	LCL DYNAMIQUE	0	877.786	877.786
**D	VOCATION MARCHE ARIANESPACE CONSEIL DE SURVEILLANCE DU FCP	0	69.754	69.754
**D	LCL EQUILIBRE	0	12.912	12.912
**D	FERN AMUNDI	0	74.202	74.202
**D	CRN AMUNDI ACTIONS	0	272.766	272.766
**D	PREDICA ISR EUROPE - ACTIONS	0	143.757	143.757
**D	PREDICA ISR MONDE - ACTIONS	0	18.193	18.193
**D	GRD 20 ACTIONS	0	11.150	11.150
**D	TECHNIP EQUILIBRE	0	1.108.281	1.108.281
**D	TECHNIP DYNAMIQUE	0	86.273	86.273
**D	SOLIDARITE	0	75.767	75.767
**D	VILLIERS ALTO	0	23.725	23.725
**D	EPARGNE ACTIONS MONDE ISR	0	168.379	168.379
**D	AMUNDI HORIZON	0	151.146	151.146
**D	ADF DIVERSIFIE DYNAMIQUE	0	152.946	152.946
**D	ICARE	0	41.965	41.965
**D	ROPS EURO F	0	208.118	208.118
**D	ARIA	0	1.323.542	1.323.542
**D	A.A. - GROUPAMA - ISR	0	19.665	19.665
**D	FCP GROUPAMA PHARMA DIVERSIFIE	0	1.157.175	1.157.175
**D	CAVEC GROUPAMA DIVERSIFIE	0	145.000	145.000
**D	CONTI GESTION	0	373.450	373.450
**D	FAGUS	0	133.879	133.879
**D	PORT ROYAL EQUILIBRE	0	1.101.635	1.101.635
**D	ALLOCATION INVEST INDIANAPOLIS	0	244.739	244.739
**D		0	332.724	332.724

LISTA ESITO DELLE VOTAZIONE

Oggetto: Piano 2020 di incentivazione di lungo termine destinato al management di Enel S.p.A. e/o di società da questa controllate ai sensi dell'art. 2359 del codice civile.
FAVOREVOLI

Badge	Ragione Sociale	Proprio	Delega	Totale
**D	GROUPAMA NORD EST ACTIONS	0	90.567	90.567
**D	GROUPAMA CR ACTIONS EURO	0	37.346	37.346
**D	GROUPAMA CR GENOVA 1	0	293.403	293.403
**D	MICHELET TUNNEL	0	149.703	149.703
**D	GAN FRANCESELECT	0	92.704	92.704
**D	GAN EUROSTRATEGIE	0	117.662	117.662
**D	AGRICA TACTIQUE G	0	240.247	240.247
**D	FCP GROUPAMA GRAND EST GROUPAMA	0	36.504	36.504
**D	GROUPAMA PARIS VAL DE LOIRE ACTIONS EURO	0	100.269	100.269
**D	WALLON	0	250.274	250.274
**D	ASTORG CROISSANCE	0	586.534	586.534
**D	OFI ASSET MANAGEMENT	0	57.160	57.160
**D	GROUPAMA EPARGNE RESPONSABLE EQUILIBRE 1	0	355.657	355.657
**D	GROUPAMA EPARGNE RESPONSABLE DYNAMIQUE 1	0	249.818	249.818
**D	GROUPAMA EPARGNE RESPONSABLE PERSPECTIVE EQUILIBRE	0	440.987	440.987
**D	GROUPAMA EPARGNE RESPONSABLE PERSPECTIVE DYNAMIQUE	0	497.549	497.549
**D	REGARD ACTIONS EURO	0	500.000	500.000
**D	COVEA FINANCE	0	662.395	662.395
**D	COVEA SOLIS	0	257.721	257.721
**D	COVEA PATRIMOINE	0	287.500	287.500
**D	COVEA FINANCE ACTI EUROPE	0	606.142	606.142
**D	COVEA FINANCE INVESTISSEMENT	0	682.110	682.110
**D	COVEA FINANCE HORIZON DURABLE	0	205.435	205.435
**D	COVEA ACTIONS RENDEMENT	0	1.513.816	1.513.816
**D	ECUREUIL PROFIL 75	0	1.062.168	1.062.168
**D	ING RENDEMENT EUROPE	0	100.000	100.000
**D	ECUREUIL INVESTISSEMENTS	0	5.809.075	5.809.075
**D	EGAMO ALLOCATION FLEXIBLE	0	83.007	83.007
**D	CNP ASSUR VALUE ET MOMENTUM	0	80.089	80.089
**D	OSTRUM ACTIONS EUROPE RENDEMENT	0	459.276	459.276
**D	OSTRUM ACTIONS EURO	0	1.780.068	1.780.068
**D	LIVRET BOURSE INVESTISSEMENTS	0	976.426	976.426
**D	SEYOND ACTIONS EUROPEENNES	0	422.659	422.659
**D	H8BC ACTIONS MONDE	0	79.473	79.473
**D	FEDERAL OPTIMAL (PART P)	0	1.366.000	1.366.000
**D	OSTRUM ACTIONS EUROPEENNES	0	619.654	619.654
**D	OSTRUM ACTIONS EUROPE VALUE	0	117.029	117.029
**D	H8BC SUSTAINABLE GLOBAL EQUITY	0	542.833	542.833
**D	H8BC ACTIONS EUROPE	0	1.129.404	1.129.404
**D	H8BC EURO ACTIONS	0	351.498	351.498
**D	H8BC MULTI-ASSET DYNAMIC EURO	0	429.820	429.820
**D	SEYOND EQUITY FACTOR INVESTING EURO	0	27.358	27.358
**D	BBM V-FLEX	0	151.099	151.099

EPA

llll

LISTA ESITO DELLE VOTAZIONI

Oggetto: Piano 2020 di incentivazione di lungo termine destinato al management di Enel S.p.A. e/o di società da questa controllate ai sensi dell'art. 2359 del codice civile.
FAVOREVOLI

Badge	Ragione Sociale	Proprio	Delega	Totale
**D	GREAT EUROPEAN MODELS	0	831.000	831.000
**D	RENDEMENT DIVERSIFIE M	0	40.265	40.265
**D	PALATINE OR BLEU	0	304.600	304.600
**D	INDOSUEZ EUROPE PATRIMOINE	0	1.350.000	1.350.000
**D	INDOSUEZ EUROPE RENDEMENT	0	536.000	536.000
**D	UNIGESTION	0	95.000	95.000
**D	INDOSUEZ ALLOCATION PEA	0	542.850	542.850
**D	DORVAL CONVICTIONS	0	661.240	661.240
**D	DORVAL CONVICTIONS PEA	0	211.820	211.820
**D	INDOSUEZ BIENS REELS	0	104.600	104.600
**D	NATIXIS ICR ACTIONS EURO	0	166.408	166.408
**D	FEDERAL ETHI-PATRIMOINE	0	20.835	20.835
**D	HARMONIE ALLOCATION	0	66.395	66.395
**D	HARMONIE EQUILIBRE	0	137.879	137.879
**D	RICHELIEU CITYZEN	0	70.000	70.000
**D	S.YTIC	0	30.000	30.000
**D	METROPOLE EURO SRI	0	344.548	344.548
**D	METROPOLE SELECTION	0	1.638.829	1.638.829
**D	DORVAL GLOBAL CONVICTIONS PATR	0	11.780	11.780
**D	CNP ASSUR EUROPE NEUFLIZE OBC	0	499.729	499.729
**D	LEPAM ACTIONS EURO FOCUS EMERGENT	0	343.411	343.411
**D	AMUNDI STRATEGIES ACTIONS EUROPE CORE + EURO	0	8.485	8.485
**D	LCL ACTIONS EUROPE CORE EURO	0	34.322	34.322
**D	CPR EUROLAND PREMIUM	0	12.313	12.313
**D	ATOUT EUROLAND RESTRUCTURATION	0	300.197	300.197
**D	LCL ACTIONS EURO CORE+	0	148.283	148.283
**D	PREDIQUANT EURO CROISSANCE A2	0	150.395	150.395
**D	AMUNDI STRATEGIES ACTIONS EUROPE RISK PARITY	0	166.818	166.818
**D	LCL ACTIONS EURO RESTRUCTURATION	0	19.604	19.604
**D	AMUNDI RENDEMENT PLUS	0	50.602	50.602
**D	CPR EUROPE NOUVELLE	0	310.466	310.466
**D	CPR EUROPE	0	959.757	959.757
**D	AMUNDI PATRIMOINE PEA	0	514.971	514.971
**D	FXC A2 POCHE TITRES	0	196.055	196.055
**D	LCL ACTIONS MONDE HORS EUROPE EURO	0	61.469	61.469
**D	ATOUT EUROLAND CORE	0	110.000	110.000
**D	BFT EURO FUTUR ESG	0	349.578	349.578
**D	AMUNDI PATRIMOINE	0	275.327	275.327
**D	CPR CONSOMMATEUR ACTIONNAIRE	0	305.000	305.000
**D	CPR EURO HIGH DIVIDEND	0	141.159	141.159
**D	AMUNDI ACTIONS EUROPE ISR	0	764.684	764.684
**D		0	175.383	175.383

LISTA ESITO DELLE VOTAZIONI

Oggetto: Piano 2020 di incentivazione di lungo termine destinato al management di Enel S.p.A. e/o di società da questa controllate ai sensi dell'art. 2359 del codice civile.
FAVOREVOLI

Badge	Ragione Sociale	Proprio	Delega	Totale
**D	ASSURDIX	0	947.013	947.013
**D	AMUNDI EUROPE MONDE	0	164.232	164.232
**D	AMUNDI RESA ACTIONS EURO	0	842.592	842.592
**D	ATOUT MODERATIONS	0	304.324	304.324
**D	AMUNDI RESA ACTIONS EUROPE	0	29.567	29.567
**D	HYMNOS	0	34.491	34.491
**D	AMUNDI ACTIONS EURO ISR	0	753.187	753.187
**D	AMUNDI ACTIONS RESTRUCTURATIONS	0	362.519	362.519
**D	AMUNDI RESA ESG ACTIONS EURO	0	2.933.840	2.933.840
**D	GROUPAMA FRANCE STOCK	0	131.035	131.035
**D	EURO CAPITAL DURABLE	0	1.733.397	1.733.397
**D	GROUPAMA AVENIR ALL CAP EURO	0	266.000	266.000
**D	GROUPAMA EUROPE STOCK	0	16.800	16.800
**D	GROUPAMA EUROPE EQUITIES	0	109.840	109.840
**D	GROUPAMA ASSET MANAGEMENT	0	321.886	321.886
**D	G FUND - WORLD VISION R	0	365.183	365.183
**D	TA-ITA AZIONI	0	55.138	55.138
**D	POLLOX	0	32.000	32.000
**D	EDMOND DE ROTHSCHILD EURO SUSTAINABLE GROWTH	0	1.483.690	1.483.690
**D	EDMOND DE ROTHSCHILD EQUITY EUROPE SOLVE	0	656.924	656.924
**D	EDMOND DE ROTHSCHILD ASSET MANAGEMENT (EDRAM)	0	68.620	68.620
**D	EPOQUE	0	421.309	421.309
**D	CNP ASSUR EDRAM ACTIONS EUROPE	0	1.157.900	1.157.900
**D	EUROPA	0	900.000	900.000
**D	AMUNDI DIVIDENDO ITALIA	0	2.700.000	2.700.000
**D	AMUNDI BILANCIATO EURO	0	16.035	16.035
**D	AMUNDI BEST SELECTION PLUS	0	37.042	37.042
**D	AMUNDI BEST SELECTION TOP	0	16.384	16.384
**D	AMUNDI BEST SELECTION CLASSIC	0	20.486	20.486
**D	AMUNDI DISTRIBUZIONE ATTIVA	0	25.879	25.879
**D	AMUNDI CEDOLA 2021	0	23.261	23.261
**D	AMUNDI OBIETTIVO RISPARMIO 2022	0	1.384	1.384
**D	AMUNDI OBIETTIVO CRESCITA 2022	0	10.179	10.179
**D	AMUNDI OBIETTIVO RISPARMIO 2022 DUE	0	1.342	1.342
**D	AMUNDI OBIETTIVO CRESCITA 2022 DUE	0	10.514	10.514
**D	AMUNDI OBIETTIVO RISPARMIO 2022 TRE	0	1.185	1.185
**D	AMUNDI OBIETTIVO RISPARMIO 2022 QUATTRO	0	1.126	1.126
**D	UNION INVESTMENT LUXEMBOURG SA	0	6.243.654	6.243.654
**D	MAN MULTI-STRATEGY MASTER FUND MAPLES CORPORATE SERVICES LIMITES	0	16.517	16.517
**D	MAN QUALIFYING INVESTOR FUNDS FLC MAN GLG ELS MASTER OIF	0	37.672	37.672
**D	GLG EUROPEAN LONG-SHORT MASTER FUND LTD MAPLES CORPORATE SERVICES LIMITED	0	6.161	6.161
**D	GLG EUROPEAN LONG SHORT FUND MAPLES CORPORATE SERVICES LIMITED	0	48.249	48.249
**D	MAN GLG TOPAZ LIMITED C/O MAPLES CORP SVCS LTD	0	47.892	47.892

BT

223

T

LISTA ESITO DELLE VOTAZIONE

Oggetto: Piano 2020 di incentivazione di lungo termine destinato al management di Enel S.p.A. e/o di società da questa controllate ai sensi dell'art. 2359 del codice civile.
FAVOREVOLI

Badge	Ragione Sociale	Proprio	Delega	Totale
**D	AHL INSIGHT LIMITED	0	403	403
**D	OLD NORTH STATE HEDGED EQUITY MWT LLC	0	72.350	72.350
**D	ALPHANATICS MASTER FUND LTD C/O APPELBY TRUST, (CAYMAN) LTD	0	200.000	200.000
**D	MAN FUNDS XII SEC - MAN 1783 III SP MAPLES CORPORATE SERVICES LIMITED	0	11.400	11.400
**D	LANSOWNE ICAV-LANSOWNE CLEAN ENERGY FUND	0	359.877	359.877
**D	LANSOWNE CLEAN ENERGY FUND L.P.C/O CORPORATION SERVICE COMPANY	0	300.657	300.657
**D	NORGES BANK	0	2.700.415	2.700.415
**D	JANA PASSIVE GLOBAL SHARE TRUST	0	411.941	411.941
**D	MLC INVESTMENTS, MLC LIMITED	0	1.820.179	1.820.179
**D	MLC INVESTMENTS, MLC LIMITED	0	67.801	67.801
**D	MARITIME SUPER	0	125.400	125.400
**D	VICTORIAN SUPERANNUATION FUND	0	238.745	238.745
**D	UBS ASSET MANAGEMENT (AUSTRALIA) LTD	0	121.945	121.945
**D	TASPIAN SUPERANNUATION FUND	0	261.074	261.074
**D	MLC INVESTMENTS, MLC LIMITED	0	1.314.556	1.314.556
**D	EQUIPSUPER	0	137.548	137.548
**D	CARE SUPER	0	6.844	6.844
**D	PLATFORM SECURITIES NOMINEES LIMITED	0	3.519.295	3.519.295
**D	ALLIANZ SUISSE LEBENSVERSICHERUNGS-GESELLSCHAFT AG	0	1.203.930	1.203.930
**D	AUSTRALIAN MEAT INDUSTRY SUPERANNUATION TRUST	0	306.909	306.909
**D	KL EUROSTOXX50 DE	0	141.138	141.138
**D	UBS FUND MANAGEMENT (LUXEMBOURG) SA	0	23.126	23.126
**D	UBS FUND MANAGEMENT (LUXEMBOURG) SA	0	31.700	31.700
**D	UBS FUND MANAGEMENT (LUXEMBOURG) SA	0	25.988	25.988
**D	UBS FUND MANAGEMENT (LUXEMBOURG) SA	0	37.310	37.310
**D	UBS FUND MANAGEMENT (LUXEMBOURG) SA	0	38.279	38.279
**D	UBS FUND MANAGEMENT (LUXEMBOURG) SA	0	25.330	25.330
**D	UBS FUND MANAGEMENT (LUXEMBOURG) SA	0	182.498	182.498
**D	UBS (LUX) KEY SELECTION SICAV	0	1.378.526	1.378.526
**D	UBS FUND MANAGEMENT (LUXEMBOURG) SA	0	17.410	17.410
**D	UBS FUND MANAGEMENT (LUXEMBOURG) SA	0	54.000	54.000
**D	UBS FUND MANAGEMENT (LUXEMBOURG) SA	0	39.473	39.473
**D	UBS (LUX) SICAV 1	0	2.061.451	2.061.451
**D	UBS (LUX) EQUITY SICAV	0	129.977	129.977
**D	UBS FUND MANAGEMENT (LUXEMBOURG) SA	0	99.006	99.006
**D	UBS FUND MANAGEMENT (LUXEMBOURG) SA	0	148.304	148.304
**D	UBS FUND MANAGEMENT (LUXEMBOURG) SA	0	118.237	118.237
**D	UBS (LUX) STRATEGY SICAV-SYSTEMATIC - ALLOCATION PF DEFENSIVE (USD)	0	302.968	302.968
**D	UBS (LUX) STRATEGY SICAV-SYSTEMATIC - ALLOCATION PF MEDIUM (USD)	0	100.842	100.842
**D	UBS (LUX) STRATEGY SICAV SAP DYNAMIC (USD)	0	64.417	64.417
**D	UBS (LUX) KEY SELECTION SICAV - SYSTEMATIC ALLOCAT PTF EQUITY (USD)	0	41.996	41.996
**D	STRATEGY SICAV	0	87.652	87.652
**D	UBS FUND MANAGEMENT (LUXEMBOURG) SA	0	2.221.354	2.221.354
**D	UBS FUND MANAGEMENT (LUXEMBOURG) SA	0		

Handwritten initials

Handwritten signature

Handwritten mark

LISTA ESITO DELLE VOTAZIONE

Oggetto: Piano 2020 di incentivazione di lungo termine destinato al management di Enel S.p.A. e/o di società da questa controllate ai sensi dell'art. 2359 del codice civile.
FAVOREVOLI

Badge	Ragione Sociale	Proprio	Delega	Totale
**D	UBS FUND MANAGEMENT (LUXEMBOURG) SA	0	32.000	32.000
**D	UBS FUND MANAGEMENT (LUXEMBOURG) SA	0	53.675	53.675
**D	UBS FUND MANAGEMENT (LUXEMBOURG) SA	0	326.758	326.758
**D	UBS FUND MANAGEMENT (SWITZERLAND) AG.	0	2.206.464	2.206.464
**D	UBS FUND MANAGEMENT (SWITZERLAND) AG.	0	395.079	395.079
**D	UBS FUND MANAGEMENT (SWITZERLAND) AG.	0	158.970	158.970
**D	UBS FUND MGT (CH) AG CH0467/UBSCHIF2-EQ GLOB	0	27.206	27.206
**D	UBS ASSET MANAGEMENT (U.K.) LTD FUND MANAGEMENT SWITZERLAND	0	53.041	53.041
**D	UBS FUND MANAGEMENT (SWITZERLAND) AG.	0	3.893.149	3.893.149
**D	UBS FUND MANAGEMENT (SWITZERLAND) AG.	0	268.426	268.426
**D	UBS FUND MANAGEMENT	0	971.501	971.501
**D	PENSIONSKASSE POST	0	1.400.000	1.400.000
**D	AGORA MASTER FUND LIMITED APPELEY TRUST (CAYMAN) LTD	0	1.045.407	1.045.407
**D	ENGADINE EQUITY MASTER FUND	0	285.527	285.527
**D	VICTORIA FUND - EP.L.P. C/O THE CORPORATION TRUST COMPANY	0	2.142.108	2.142.108
**D	LANSDOWNE ENERGY DYNAMICS MASTER LP	0	90.818	90.818
**D	BIG RIVER GROUP FD SFC LLC-EQ SEGREGATED PORTFOLIO C/O ALPHAGEN CAPITAL LTD	0	513.975	513.975
**D	ALPHANATICS MASTER FUND LTD CO PICTET ASSET MANAGEMENT SA.	0	17.079	17.079
**D	BOSTON PARTNERS GLOBAL INVESTORS, INC.	0	0	0
**D	GMO MASTER PORTFOLIOS (ONSHR) LP GMO TAX MED BCHK FRE FD CO GRANTHAM MAYO VAN OTTERLOO AND CO LLC	0	0	0
**D	39.458	0	30.601	30.601
**D	COLONIAL FIRST STATE INV LTD RE COMMONWEALTH SPILT FUND 10 C/O ACADIAN ASSET MANAGEMENT LLC	0	134.021	134.021
**D	JANUS HENDERSON CAPELLA FUND LIMITED C/O ALPHAGEN CAPITAL LTD	0	2.259.188	2.259.188
**D	RBC ISB - MMA VIE SA	0	280.800	280.800
**D	KAYNE ANDERSON MIDSTREAM INSTITUTIONAL FUND LP	0	88.300	88.300
**D	KAYNE EQUITY YIELD STRATEGIES LP	0	2.900	2.900
**D	KAYNE ANDERSON REAL ASSET FUND LP	0	3.200	3.200
**D	KAYNE ANDERSON INCOME PARTNERS LP	0	57.300	57.300
**D	KAYNE ANDERSON CAPITAL INCOME PARTNERS (QP) LP	0	236.180	236.180
**D	KAYNE ANDERSON MLP FUND LP	0	63.730	63.730
**D	ARTSPARE 2005 TRUST	0	763.420	763.420
**D	ASSET MANAGEMENT EXCHANGE CCF	0	192.800	192.800
**D	BROOKFIELD GLOBAL INFRASTRUCTURE SECURITIES INCOME FUND	0	19.493	19.493
**D	CERE CLARION REAL ASSET LONG/SHORT FUND LP	0	497.504	497.504
**D	STICHTING DELA DEPOSITARY AND MANAGEMENT OUDE STADSGRACHT	0	105.108	105.108
**D	CHICAGO TRANSIT AUTHORITY RETIREE HEALTHCARE TRUST	0	4.984	4.984
**D	CI SIGNATURE CANADIAN EQUITY PLUS FUND	0	346.642	346.642
**D	STICHTING PENSIONFONDS ING	0	481.019	481.019
**D	DIGNITY HEALTH RETIREMENT PLAN TRUST	0	286.076	286.076
**D	DIGNITY HEALTH	0	310.192	310.192
**D	DUKE ENERGY CORPORATION MASTER RETIREMENT TRUST	0	321.571	321.571
**D	CARPENTERS RETIREMENT PLAN OF WESTERN WASHINGTON	0	2.871.052	2.871.052
**D	SPARTAN GROUP TRUST FOR EMPLOYEE BENEFIT PLANS	0	201.170	201.170
**D	FRESNO COUNTY EMPLOYEES' RETIREMENT ASSOCIATION	0	0	0

EPY

2225

LISTA ESITO DELLE VOTAZIONE

Oggetto: Piano 2020 di incentivazione di lungo termine destinato al management di Enel S.p.A. e/o di società da questa controllate ai sensi dell'art. 2359 del codice civile.
FAVOREVOLI

Badge	Ragione Sociale	Proprio	Delega	Totale
**D	FIREMEN'S ANNUITY AND BENEFIT FUND OF CHICAGO	0	35.724	35.724
**D	BANK OF BOTSWANA	0	83.201	83.201
**D	BANNER HEALTH	0	238.400	238.400
**D	USAA MASTER TRUST (PENSION AND RSP)	0	23.065	23.065
**D	CAMPBELL PENSION PLANS MASTER RETIREMENT TRUST	0	195.923	195.923
**D	CITY OF FRESNO RETIREMENT SYSTEMS	0	246.825	246.825
**D	CITIBANK EUROPE PLC AS TRUSTEE FOR STANDARD LIFE WEALTH BALANCED BRIDGE FUND	0	1.982.295	1.982.295
**D	HSBC - NORTH AMERICA (U.S.) PENSION TRUST	0	212.930	212.930
**D	LOS ANGELES CITY EMPLOYEES RETIREMENT SYSTEM	0	3.816.303	3.816.303
**D	POLICE RETIREMENT SYSTEM OF KANSAS CITY, MISSOURI	0	87.100	87.100
**D	BAPTIST FOUNDATION OF TEXAS DBA HIGHGROUND ADVISORS	0	183.152	183.152
**D	WEST VIRGINIA INVESTMENT MANAGEMENT BOARD	0	1.683.500	1.683.500
**D	TEACHERS RETIREMENT SYSTEM OF OKLAHOMA	0	1.299.358	1.299.358
**D	STATE OF UTAH SCHOOL AND INSTITUTIONAL TRUST FUNDS TRUST FUNDS	0	143.200	143.200
**D	IBM DIVERSIFIED GLOBAL EQUITY FUND	0	246.797	246.797
**D	CIVILIAN EMPLOYEES' RETIREMENT SYSTEM OF THE POLICE DEPARTMENT OF KANSAS AS CITY MISSOURI	0	14.200	14.200
**D	COMMONFUND STRATEGIC SOLUTIONS GLOBAL EQUITY, LLC	0	17.600	17.600
**D	CYMI EQUITY LP	0	58.035	58.035
**D	DANSKE INVEST SICAV EUROPE HIGH DIVIDEND	0	246.591	246.591
**D	NATIONAL WESTMINSTER BANK PLC AS TRUSTEE OF KES STRATEGIC INVESTMENT FUND	0	44.256	44.256
**D	DB RESIDUARY TRUST FOR JOEL G. BROIDA U/I DTD 9/3/1981	0	5.647	5.647
**D	DB RESIDUARY TRUST FOR MARNA J. BROIDA U/I DATED SEPTEMBER 3, 1981	0	5.652	5.652
**D	DB RESIDUARY TRUST FOR MELANIE B. WERL U/I DATED SEPTEMBER 3 1981	0	5.647	5.647
**D	DB RESIDUARY TRUST FOR RICHARD A. BROIDA U/I DATED 9/3/1981	0	5.652	5.652
**D	ELO MUTUAL PENSION INSURANCE COMPANY ELO MUTUAL PENSION INSURANCE COMPANY	0	2.307.413	2.307.413
**D	PZENA GLOBAL FOCUSED VALUE FUND	0	5.997	5.997
**D	BT PENSION SCHEME LLOYDS CHAMBERS	0	6.896.739	6.896.739
**D	STICHTING HEINEKEN PENSIOENFONDS	0	521.955	521.955
**D	IBM PENSION PLAN	0	56.213	56.213
**D	STICHTING PENSIOENFONDS SAGITTARIUS	0	293.702	293.702
**D	STICHTING PENSIOENFONDS VAN DE METALEKTRO (PME)	0	4.456.047	4.456.047
**D	DELAWARE PUBLIC EMPLOYEES RETIREMENT SYSTEM	0	446.386	446.386
**D	LINCOLNSHIRE COUNTY COUNCIL PENSION FUND	0	355.706	355.706
**D	THE BOARD OF THE PENSION PROTECTION FUND RENAISSANCE	0	205.402	205.402
**D	CHEVRON DK PENSION PLAN	0	196.762	196.762
**D	STICHTING PENSIOENFONDS APF	0	51.902	51.902
**D	TREDJE AP-FONDEN	0	5.098.045	5.098.045
**D	PUBLIC EMPLOYEES RETIREMENT ASSOCIATION OF COLORADO	0	6.751.320	6.751.320
**D	DOW RETIREMENT GROUP TRUST THE DOW CHEMICAL COMPANY	0	317.180	317.180
**D	DOW RETIREMENT GROUP TRUST THE DOW CHEMICAL COMPANY	0	1.121.980	1.121.980
**D	FUTURE FUND BOARD OF GUARDIANS FOR AND ON BEHALF OF FUTURE FUND	0	583.868	583.868
**D	FUTURE FUND BOARD OF GUARDIANS FOR AND ON BEHALF OF THE MEDICAL RESEARCH FUTURE FUND	0	238.541	238.541
**D	MRF INVESTMENT COMPANY NO. 2 PTY LTD	0	626.886	626.886

23

226

LISTA ESITO DELLE VOTAZIONE

Oggetto: Piano 2020 di incentivazione di lungo termine destinato al management di Enel S.p.A. e/o di società da questa controllate ai sensi dell'art. 2359 del codice civile.
FAVOREVOLI

Badge	Ragione Sociale	Proprio	Delega	Totale
**D	HP INVEST COMMON CONTRACTUAL FUND	0	292.012	292.012
**D	NORTHERN TRUST UCITS COMMON CONTRACTUAL FUND	0	4.138.339	4.138.339
**D	COLONIAL FIRST STATE WHOLESALE INDEXED GLOBAL SHARE FUND	0	288.870	288.870
**D	COMMONWEALTH GLOBAL SHARE FUND 17	0	424.217	424.217
**D	COLONIAL FIRST STATE INVESTMENT FUND 50	0	359.960	359.960
**D	COLONIAL FIRST STATE WHOLESALE ACADIAN GLOBAL EQUITY FUND	0	62.958	62.958
**D	COMMONWEALTH GLOBAL SHARE FUND 30	0	161.753	161.753
**D	MUNICIPAL EMPLOYEES' ANNUITY AND BENEFIT FUND OF CHICAGO	0	206.816	206.816
**D	MUNICIPAL EMPLOYEES' ANNUITY AND BENEFIT FUND OF CHICAGO	0	19.928	19.928
**D	MUNICIPAL EMPLOYEES' ANNUITY AND BENEFIT FUND OF CHICAGO	0	116.900	116.900
**D	ESMOND HARMSWORTH 1998 FAMILY SETTLEMENT CODAN TRUST COMPANY LIMITED	0	32.519	32.519
**D	FIAM GLOBAL LOW VOLATILITY EQUITY FUND, L.P.	0	286.952	286.952
**D	UNITED NATIONS RELIEF AND WORKS AGENCY FOR PALESTINE REFUGEES IN THE NEAR EAST UNRWA HEADQUARTERS BAYADER WADI AL-SEER A	0	0	0
	101.774	101.774		
**D	UNITED NATIONS RELIEF AND WORKS AGENCY FOR PALESTINE REFUGEES IN THE NEAR EAST UNRWA HEADQUARTERS BAYADER WADI AL-SEER A	42.874	0	42.874
**D	US RETIREMENT TRUST	0	35.158	35.158
**D	VIRGINIA C. MARS REVOCABLE TRUST DATED AUGUST 6, 1991	0	3.648	3.648
**D	WHEELS COMMON INVESTMENT FUND	0	70.663	70.663
**D	S. ROBSON WALTON 2010 TRUST	0	24.511	24.511
**D	JCW 1987 ARTICLE II DESC TRUST FBO TLM	0	3.451	3.451
**D	S. ROBSON WALTON 2009 GRAT NO. 4 ARTICLE II TRUST	0	19.379	19.379
**D	STUART L. WALTON FAMILY TRUST UAD 3/19/13	0	30.928	30.928
**D	FLEURI HOLDINGS LLC	0	17.620	17.620
**D	EXELON CORPORATION NUCLEAR DECOMMISSION TRUST - NON TAX QUALIFIED	0	4.744	4.744
**D	HRW TESTAMENTARY TRUST NO. 7	0	87.625	87.625
**D	FOLGER LEVIN LLP PROFIT SHARING PLAN AND TRUST FOLGER LEVIN LLP	0	13.123	13.123
**D	THE BUILDERS INITIATIVE INC	0	180.288	180.288
**D	THOMAS L. WALTON FAMILY TRUST UAD 03/19/13	0	12.440	12.440
**D	SAMFORD UNIVERSITY PENSION PLAN TRUST	0	8.901	8.901
**D	MASTER TRUST AGREEMENT BETWEEN PFIZER INC AND THE NORTHERN TRUST COMPANY	0	1.320.262	1.320.262
**D	PHILLIPS 66 RETIREMENT PLAN TRUST	0	470.880	470.880
**D	FREEMONT MINERALS CORPORATION DEFINED BENEFIT MASTER TRUST FREEPOR T - MCMORAN	0	107.400	107.400
**D	GENERAL PENSION AND SOCIAL SECURITY AUTHORITY GPSSA	0	753.586	753.586
**D	GQG PARTNERS GLOBAL EQUITY FUND - GQG PARTNERS SERIES LLC CAPITAL SERVICES INC	0	3.512.160	3.512.160
**D	GQG PARTNERS INTERNATIONAL EQUITY FUND - GQG PARTNERS SERIES LLC CAPITAL SERVICES INC.	0	4.110.674	4.110.674
**D	GQG PARTNERS RESTRICTED GLOBAL EQUITY FUND - GQG PARTNERS SERIES LLC CAPITAL SERVICES INC	0	12.156	12.156
**D	JCW 1987 ARTICLE II DESC TRUST FBO JMW DTD 1/1/2012	0	3.524	3.524
**D	GULF INTERNATIONAL BANK (UK) LIMITED	0	10.497	10.497
**D	HACKENSACK MERIDIAN HEALTH MASTER RETIREMENT TRUST	0	147.800	147.800
**D	HONEYWELL SAVINGS AND OWNERSHIP PLAN MASTER TRUST	0	124.187	124.187
**D	JCW 1987 ARTICLE II DESC TRUST FBO SLW	0	3.074	3.074
**D	JCW 1987 ARTICLE II DESC TRUST FBOAAP C/O WALTON ENTERPRISES LLC	0	2.172	2.172

ET

rel

LISTA ESITO DELLE VOTAZIONE

Oggetto: Piano 2020 di incentivazione di lungo termine destinato al management di Enel S.p.A. e/o di società da questa controllate ai sensi dell' art. 2359 del codice civile.
FAVOREVOLI

Badge	Ragione Sociale	Proprio	Delega	Totale
**D	OAKLAND COUNTY VEBA	0	176.049	176.049
**D	HSBC - NORTH AMERICA (U.S.) PENSION TRUST	0	246.273	246.273
**D	OLIN PENSION PLANS MASTER RETIREMENT TRUST	0	25.708	25.708
**D	NEW CHURCH INVESTMENT FUND	0	14.837	14.837
**D	LSV INTERNATIONAL VALUE EQUITY TRUST	0	1.661.700	1.661.700
**D	LTV INVESTMENTS LLC	0	187.424	187.424
**D	CLINTON NUCLEAR POWER PLANT QUALIFIED FUND CLINTON NUCLEAR POWER PLANT QUALIFIED FUND	0	18.892	18.892
**D	THE AVI CHAI FOUNDATION	0	14.470	14.470
**D	ALICE A. PROIETTI FAMILY TRUST UAD 09/27/13	0	14.146	14.146
**D	INDUSTRIAL ALLIANCE INSURANCE AND FINANCIAL SERVICES INC.	0	455.000	455.000
**D	INTER AMERICAN DEVELOPMENT BANK STAFF RETIREMENT FUND	0	510.873	510.873
**D	CHICAGO COMMUNITY FOUNDATION	0	18.130	18.130
**D	CYSTIC FIBROSIS FOUNDATION	0	202.858	202.858
**D	ARVEST FOUNDATION	0	3.904	3.904
**D	BECTON DICKINSON AND COMPANY MASTER RETIREMENT TRUST	0	22.403	22.403
**D	MASTER TRUST FOR CERTAIN TAX-QUALIFIED BECHTEL RETIREMENT PLANS QUALIFIED BECHTEL RETIREMENT PLANS	0	0	99.740
**D	INTERNATIONAL MONETARY FUND STAFF RETIREMENT PLAN 700	0	171.790	171.790
**D	JIK INVESTMENTS L.P	0	44.487	44.487
**D	DAUGHTERS OF CHARITY OF ST. VINCENT DE PAUL PROVINCE OF THE WEST	0	199.069	199.069
**D	BEL45 CAPITAL PARTNERS LLC BEL45 CAPITAL PARTNERS LLC	0	60.508	60.508
**D	SHELBY COUNTY OPEB TRUST	0	36.053	36.053
**D	SHELBY COUNTY RETIREMENT SYSTEM	0	193.233	193.233
**D	MOBIUS LIFE LIMITED	0	28.540	28.540
**D	COMMONWEALTH GLOBAL SHARES FUND	0	1.057.730	1.057.730
**D	THEODORE SPENCER REVOCABLE TRUST	0	4.507	4.507
**D	R. BLANE WALTER C/O TALISMAN CAPITAL	0	23.805	23.805
**D	MARY K MC QUISTON MCCAW	0	19.608	19.608
**D	MURIEL MCKRIEN KAUFFMAN FOUNDATION	0	45.450	45.450
**D	CITY OF AUSTIN EMPLOYEES RETIREMENT SYSTEM	0	16.741	16.741
**D	CULTURAL INSTITUTIONS PENSION PLAN TRUST CULTURAL INSTITUTIONS RETIREMENT SYSTEM	0	15.287	15.287
**D	JO HAMBRO CAPITAL MANAGEMENT UK UMBRELLA FUND C/O JO HAMBRO CAPITAL MANAGEMENT	0	243.909	243.909
**D	DOMINION RESOURCES INC. MASTER TRUST	0	176.043	176.043
**D	JOHCM INTERNATIONAL SMALL CAP EQUITY FUND	0	15.445	15.445
**D	FUNDO DE PENSÕES ALAMEDA DE CARLOS D' ASSUMPÇÃO	0	83.364	83.364
**D	GANNETT RETIREMENT PLAN MASTER TRUST GANNETT RETIREMENT PLAN MASTER TRUST	0	213.382	213.382
**D	JOSHUA GREEN CORPORATION 1425	0	26.994	26.994
**D	JOHN AND TERRYL LEVIN REVOCABLE TRUST	0	7.025	7.025
**D	BARING GLOBAL OPPORTUNITIES UMBRELLA FUND	0	21.818	21.818
**D	BEAT DRUGS FUND ASSOCIATION	0	10.589	10.589
**D	HONG KONG SAR GOVERNMENT EXCHANGE FUND	0	1.412.989	1.412.989
**D	HONG KONG SAR GOVERNMENT EXCHANGE FUND	0	9.588.926	9.588.926
**D	THE CHINESE UNIVERSITY OF HONG KONG STAFF SUPERANNUATION SCHEME	0	2.917	2.917

228

ET

LISTA ESITO DELLE VOTAZIONE
Oggetto: Piano 2020 di incentivazione di lungo termine destinato al management di Enel S.p.A. e/o di società da questa controllate ai sensi dell'art. 2359 del codice civile.
FAVOREVOLI

Badge	Ragione Sociale	Proprio	Delega	Totale
**D	PUBLIC PENSION AGENCY	0	2.246.173	2.246.173
**D	PUBLIC PENSION AGENCY	0	2.091.768	2.091.768
**D	PUBLIC PENSION AGENCY	0	1.366.013	1.366.013
**D	INTER AMERICAN DEVELOPMENT BANK	0	222.288	222.288
**D	PRO-GEN INVESTMENTS LLC	0	14.591	14.591
**D	PLURIBUS LABS GLOBAL CORE EQUITY MASTER FUND LP	0	4.475	4.475
**D	CINDY SPRINGS, LLC	0	654.176	654.176
**D	RDM LIQUID LLC	0	146.024	146.024
**D	NTGI-QM COMMON DAILY ALL COUNTRY WORLD EX-US INVESTABLE MARKET INDEX FUND - NON LENDING	0	246.015	246.015
**D	JOHN GARDNER PERENCHIO IRREVOCABLE	0	34.565	34.565
**D	SALIX, LLC	0	50.186	50.186
**D	SANFORD C. BERNSTEIN AND CO DET TAX MANAGED INTERNATIONAL BLEND SERIES	0	100.065	100.065
**D	SENTINEL INTERNATIONAL FUND	0	94.010	94.010
**D	SIM GLOBAL BALANCED TRUST.	0	2.395	2.395
**D	SIM PORTFOLIO LLC	0	59.658	59.658
**D	THYSSEN GLOBAL INVESTMENTS CORP	0	4.211	4.211
**D	MALACHITE 35 TRUST	0	18.699	18.699
**D	JOHN HANCOCK DIVERSIFIED REAL ASSETS FUND	0	371.504	371.504
**D	FCM INTERNATIONAL LLC	0	22.820	22.820
**D	SHIMODA HOLDINGS, LLC	0	2.517	2.517
**D	801 INVESTMENTS LLC	0	76.416	76.416
**D	MALACHITE 35 TRUST	0	92.705	92.705
**D	MS FUND LP	0	50.743	50.743
**D	WAM INVESTMENTS, LLC	0	9.392	9.392
**D	GLOBAL BOND FUND WAYCROSSE INC	0	476.466	476.466
**D	SILVER GROWTH FUND, LP	0	16.237	16.237
**D	MFC INTERNATIONAL FUND LLC	0	3.288	3.288
**D	JULIA IRENE KAUFFMAN REVOCABLE TRUST	0	13.507	13.507
**D	KARSH LIVING TRUST	0	36.305	36.305
**D	82A HOLDINGS, LLC	0	120.154	120.154
**D	NELKE PARTNERSHIP C/O NORTHERN TRUST COMPANY MANAGER	0	12.132	12.132
**D	OMEGA FFIP LIMITED PARTNERSHIP	0	33.136	33.136
**D	ORAZABA, LP	0	647.300	647.300
**D	MF INTERNATIONAL FUND LLC	0	23.138	23.138
**D	ITW GROUP HOLDINGS, LLC	0	15.300	15.300
**D	LSV INTERNATIONAL (AC) VALUE EQUITY FUND, LP	0	398.681	398.681
**D	LEHMAN-STAMM FAMILY PARTNERS LLC LEHMAN-STAMM FAMILY PARTNERS LLC	0	1.722.800	1.722.800
**D	LEGAL AND GENERAL MSCI EAFE FUND LLC	0	2.670	2.670
**D	LAKE AVENUE INVESTMENTS, LLC	0	792.159	792.159
**D	THE JBUT MASTER INVESTMENT BOARD EMPLOYEES' ANNUITY AND BENEFIT FUND OF CHICAGO	0	339.814	339.814
**D	LABORERS' AND RETIREMENT BOARD EMPLOYEES' ANNUITY AND BENEFIT FUND OF CHICAGO	0	13.127	13.127
**D	INTERNATIONAL EQUITY FUND	0	5.983	5.983
**D		0	311.637	311.637

Handwritten signature

Handwritten mark

LISTA ESITO DELLE VOTAZIONE

Oggetto: Piano 2020 di incentivazione di lungo termine destinato al management di Enel S.p.A. e/o di società da questa controllate ai sensi dell'art. 2359 del codice civile.
FAVOREVOLI

Badge	Ragione Sociale	Proprio	Delega	Totale
**D	INTERVENTURE EQUITY INVESTMENTS LIMITED	0	44.290	44.290
**D	LIVFORSAKRINGSBOLAGET SKANDIA OMSERIDIGT	0	3.221.650	3.221.650
**D	LSV INTERNATIONAL CONCENTRATED EQUITY FUND, LP	0	746.100	746.100
**D	MAN NUMERIC ALTERNATIVE RISK PREMIA VALUE C/O CITCO TRUSTEES (CAYMAN) LIMITED	0	2.942.100	2.942.100
**D	HASLAM FAMILY INVESTMENT PARTNERSHI	0	3.696	3.696
**D	INTERNATIONAL EXPATRIATE BENEFIT MASTER TRUST	0	37.661	37.661
**D	MONDRIAN FUNDS PUBLIC LIMITED COMPANY MONDRIAN FUNDS PUBLIC LIMITED COMPANY	0	8.169	8.169
**D	MTGI-QM COMMON DAILY EAFE INDEX FUND - NON LENDING	0	821.401	821.401
**D	MONDRIAN GLOBAL ALL COUNTRIES WORLD EQUITY FUND, L.P.	0	5.481	5.481
**D	MONDRIAN INTERNATIONAL EQUITY ESG FUND L.P.	0	394.115	394.115
**D	APIVO INTERNATIONAL EQUITY FUND LP	0	90.640	90.640
**D	NATIONAL RAILROAD RETIREMENT INVESTMENT TRUST	0	676.761	676.761
**D	CARNELIAN INVESTMENT MANAGEMENT LLC	0	187.992	187.992
**D	CARROLL AVENUE PARTNERS LLC	0	3.325	3.325
**D	CHCP GLOBAL SECURITIES LP	0	1.334	1.334
**D	BETTER BE GOOD LLC	0	8.700	8.700
**D	FIDDLER PARTNERS LLC	0	3.119	3.119
**D	EVA VALLEY MAL LLC	0	62.781	62.781
**D	SHY LLC	0	41.283	41.283
**D	AJO GLOBAL MARKET-NEUTRAL FUND LTD	0	2.280	2.280
**D	FOURTH AVENUE INVESTMENT COMPANY	0	44.768	44.768
**D	DYNASTY INVEST, LTD	0	16.256	16.256
**D	DELFINCO, LP	0	47.720	47.720
**D	DFI LP EQUITY (PASSIVE)	0	11.494	11.494
**D	AVALON PORTFOLIO II, LLC	0	2.447	2.447
**D	CENTERSQUARE INVESTMENT MANAGEMENT LLC	0	3.660	3.660
**D	SUSTAINABLE INSIGHT GLOBAL ESG PASSIVE PLUS FUND LLC	0	3.576	3.576
**D	ASCENSION ALPHA FUND, LLC	0	1.078.633	1.078.633
**D	K INVESTMENTS SH LIMITED	0	1.111.424	1.111.424
**D	PZENA GLOBAL VALUE FUND 2 DST	0	212.011	212.011
**D	PZENA INTERNATIONAL EX-US FOCUSED VALUE FUND DST A SERIES OF PZENA VALUE TRUST	0	136.508	136.508
**D	LEGAL AND GENERAL DEVELOPED MULTI-FACTOR 5L FUND LLC	0	173.998	173.998
**D	PERMANENT FUND INVESTMENTS LLC	0	57.163	57.163
**D	MTGI-QM COMMON DAILY EAFE INDEX FUND - LENDING	0	658.946	658.946
**D	SANFORD C. BERNSTEIN AND CO DEF INTERNATIONAL-VALUE SERIES	0	217.333	217.333
**D	MTGI - QM COMMON DAILY ALL COUNTRY WORLD EX-US EQUITY INDEX FUND - LENDING	0	445.251	445.251
**D	PZENA VALDE TRUST	0	14.521	14.521
**D	UNITED NATIONS JOINT STAFF PENSION FUND	0	6.400.000	6.400.000
**D	INTERNATIONAL MONETARY FUND STAFF RETIREMENT PLAN	0	10.994	10.994
**D	INTERNATIONAL MONETARY FUND STAFF RETIREMENT PLAN	0	598.817	598.817
**D	INTERNATIONAL MONETARY FUND STAFF RETIREMENT PLAN 700	0	844.974	844.974
**D	NATWEST DEP SW SVSTPI IBI GS C	0	354.898	354.898
**D	THE PUBLIC INSTITUTION FOR SOCIAL SECURITY	0	581.871	581.871

1130

BT

LISTA ESITO DELLE VOTAZIONE

Oggetto: Piano 2020 di incentivazione di lungo termine destinato al management di Enel S.p.A. e/o di società da questa controllate ai sensi dell'art. 2359 del codice civile.
FAVOREVOLI

Badge	Ragione Sociale	Proprio	Delega	Totale
**D	THE PUBLIC INSTITUTION FOR SOCIAL SECURITY	0	617.500	617.500
**D	THE PUBLIC INSTITUTION FOR SOCIAL SECURITY	0	435.091	435.091
**D	MONDRIAN ALL COUNTRIES WORLD EX-US EQUITY FUND LP	0	2.898.040	2.898.040
**D	MONDRIAN INTERNATIONAL EQUITY FUND L.P.	0	10.598.980	10.598.980
**D	MONDRIAN INTERNATIONAL EQUITY FUND L.P.	0	549.523	549.523
**D	NATIONAL COUNCIL FOR SOCIAL SEC FUND	0	102.263	102.263
**D	NATIONAL COUNCIL FOR SOCIAL SECURITY FUND.	0	101.319	101.319
**D	NATIONAL COUNCIL FOR SOCIAL SECURITY FUND.	0	2.220	2.220
**D	NCEE ANN POLYTECHNIC	0	1.087.614	1.087.614
**D	NATIONAL COUNCIL FOR SOCIAL SEC FUND	0	540.282	540.282
**D	NATIONAL COUNCIL FOR SOCIAL SEC FUND	0	6.322.200	6.322.200
**D	FIDELITY INVESTMENT TRUST: FIDELITY INTERNATIONAL CAPITAL APPRECIATION FUND	0	2.090.486	2.090.486
**D	FIDELITY INVESTMENT TRUST: FIDELITY DIVERSIFIED INTERNATIONAL K6 FUND	0	169.241	169.241
**D	FIDELITY SALEM STREET TRUST: FIDELITY FLEX INTERNATIONAL INDEX FUND	0	1.244.300	1.244.300
**D	FIDELITY INVESTMENT TRUST: FIDELITY INTERNATIONAL VALDE FUND	0	5.593.466	5.593.466
**D	FIDELITY SALEM STREET TRUST FIDELITY SERIES GLOBAL EX U.S. INDEX FUND	0	69.579	69.579
**D	FIDELITY INVESTMENT TRUST: FIDELITY INFRASTRUCTURE FUND	0	69.515	69.515
**D	ERIKA J. GLAZER 1985 TRUST	0	15.740	15.740
**D	EMERSON GLAZER TRUST OF 1989	0	4.725	4.725
**D	MONDRIAN GLOBAL EQUITY ESG FUND LP	0	117.000	117.000
**D	LSV GLOBAL CV EQUITY FUND, LP	0	33.563	33.563
**D	HS PORTFOLIO LP	0	17.281	17.281
**D	H AND S INVESTMENTS I LP	0	31.768	31.768
**D	DOUBLE DIGIT CAGR LLC	0	64.800	64.800
**D	BERNSTEIN GLOBAL STYLE BLEND SERIES	0	106.907	106.907
**D	MONDRIAN GLOBAL EQUITY FUND, L.P.	0	195.480	195.480
**D	BERNSTEIN TAX-MANAGED GLOBAL STYLE BLEND SERIES	0	13.561	13.561
**D	NEW OAK NOMINEES LIMITED	0	82.400	82.400
**D	PACIFIC SALMON COMMISSION	0	4.435.508	4.435.508
**D	PUBLIC SECTOR PENSION INVESTMENT BOARD	0	106.850	106.850
**D	HALIFAX REGIONAL MUNICIPALITY MASTER TRUST	0	3.262	3.262
**D	MICHELIN NORTH AMERICA (CANADA) INC. MASTER TRUST	0	60.897	60.897
**D	HSEC U.S. EQUITY FUND	0	65.527	65.527
**D	HAGFORS LIMITED HE R AND H TRUST COMPANY LTD	0	88.740	88.740
**D	POLICEMEN'S ANNUITY AND BENEFIT FUND OF CHICAGO	0	916.606	916.606
**D	STICHTING BLUE SKY LIQUID ASSET FUNDS	0	99.120	99.120
**D	NEW ZEALAND SUPERANNUATION FUND	0	1.792.896	1.792.896
**D	STATE UNIVERSITIES RETIREMENT SYSTEM	0	459.136	459.136
**D	COMMONWEALTH SUPERANNUATION CORPORATION AS TRUSTEE FOR ARIA INVESTMENTS TRUST	0	279.536	279.536
**D	MERCER PASSIVE INTERNATIONAL SHARES FUND	0	423.500	423.500
**D	MERCER OSS TRUST	0	61.776	61.776
**D	MERCER GLOBAL ENHANCED LOW VOLATILITY SHARES FUND	0	6.112	6.112
**D	LORD MAYORS CHARITABLE FUND	0	82.771	82.771
**D	QUEENSLAND INVESTMENT TRUST NO 2	0	82.771	82.771

EF

2131

LISTA ESITO DELLE VOTAZIONI

Oggetto: Piano 2020 di incentivazione di lungo termine destinato al management di Enel S.p.A. e/o di società da questa controllate ai sensi dell'art. 2359 del codice civile.
FAVOREVOLI

Badge	Ragione Sociale	Proprio	Delega	Totale
**D	COMMONWEALTH GLOBAL SHARE FUND 28	0	59.229	59.229
**D	GOVERNMENT EMPLOYEES SUPERANNUATION BOARD	0	255.487	255.487
**D	GOVERNMENT EMPLOYEES SUPERANNUATION BOARD	0	407.993	407.993
**D	IAGAM GLOBAL EQUITY TRUST	0	139.863	139.863
**D	QIC INTERNATIONAL EQUITIES FUND	0	115.235	115.235
**D	SAMFORD UNIVERSITY	0	9.556	9.556
**D	THE TRUSTEES OF THE HENRY SMITH CHARITY	0	175.464	175.464
**D	TYCO ELECTRONICS CORPORATION RETIREMENT SAVINGS AND INVESTMENT PLAN	0	47.510	47.510
**D	STP NUCLEAR OPERATING COMPANY RETIREMENT TRUST	0	2.893	2.893
**D	S.ROBSON WALTON 1999 CHILDRENS TRUST	0	22.740	22.740
**D	OAKLAND COUNTY EMPLOYEES RETIREMENT SYSTEM	0	80.563	80.563
**D	NATIONAL RAILROAD RETIREMENT INVESTMENT TRUST	0	1.034.608	1.034.608
**D	NORTHERN TRUST GLOBAL INVESTMENTS COLLECTIVE FUNDS TRUST	0	19.194.815	19.194.815
**D	PRESBYTERIAN CHURCH (USA) FOUNDATION	0	53.873	53.873
**D	JOHN T WALTON FAMILY TRUST	0	124.531	124.531
**D	HRW TESTAMENTARY TRUST NO 2	0	32.139	32.139
**D	HRW TESTAMENTARY TRUST NO. 8	0	48.037	48.037
**D	HRW TESTAMENTARY TRUST NO. 9	0	46.017	46.017
**D	HRW TESTAMENTARY TRUST NO. 12	0	65.493	65.493
**D	HRW TESTAMENTARY TRUST NO 5	0	32.649	32.649
**D	HRW TRUST NO 4 UAD 01/17/03	0	33.778	33.778
**D	HRW TRUST NO 3 UAD 01/17/03	0	39.490	39.490
**D	HRW TESTAMENTARY TRUST NO 1	0	70.769	70.769
**D	HRW TESTAMENTARY TRUST NO 3	0	48.759	48.759
**D	HRW TRUST NO 1 UAD 01/17/03	0	42.407	42.407
**D	HRW TESTAMENTARY TRUST NO. 10	0	57.366	57.366
**D	HRW TRUST NO 2 UAD 01/17/03	0	46.269	46.269
**D	HRW TESTAMENTARY TRUST NO 4	0	32.492	32.492
**D	HRW TESTAMENTARY TRUST NO 6	0	60.587	60.587
**D	HRW TESTAMENTARY TRUST NO. 11	0	71.064	71.064
**D	OWENS CORNING DEFINED BENEFIT MASTER TRUST	0	60.987	60.987
**D	NORTHERN ENGAGE360 FUND	0	5.022.269	5.022.269
**D	NEW IRELAND ASSURANCE COMPANY PLC	0	2.737.649	2.737.649
**D	NORTHERN FUNDS - INTERNATIONAL EQUITY INDEX FUND	0	11.995	11.995
**D	MICHIGAN CATHOLIC CONFERENCE	0	83.012	83.012
**D	MICHIGAN CATHOLIC CONFERENCE	0	547.012	547.012
**D	ASCENSION HEALTHCARE MASTER PENSION TRUST	0	36.984	36.984
**D	MICHIGAN CATHOLIC CONFERENCE MASTER PENSION TRUST	0	191.061	191.061
**D	MICHIGAN CATHOLIC CONFERENCE MASTER PENSION TRUST	0	79.802	79.802
**D	LOCKHEED MARTIN CORPORATION MASTER RETIREMENT TRUST	0	561.459	561.459
**D	LOCKHEED MARTIN CORPORATION MASTER RETIREMENT TRUST	0	300.286	300.286
**D	THE LEVERHULME TRUST	0	1.046.511	1.046.511
**D	THE LEVERHULME TRUST	0	0	0

EFA

le32

LISTA ESITO DELLE VOTAZIONE

Oggetto: Piano 2020 di incentivazione di lungo termine destinato al management di Enel S.p.A. e/o di società da questa controllate ai sensi dell'art. 2359 del codice civile.
FAVOREVOLI

Badge	Ragione Sociale	Proprio	Delega	Totale
**D	JTW TRUST NO. 2 UAD 9/19/02	0	37.736	37.736
**D	JTW TRUST NO. 4 UAD 9/19/02	0	39.892	39.892
**D	JTW TRUST NO. 1 UAD 9/19/02	0	28.500	28.500
**D	JTW TRUST NO. 3 UAD 9/19/02	0	28.855	28.855
**D	JTW TRUST NO. 5 UAD 9/19/02	0	20.274	20.274
**D	OAKLAND POLICE AND FIRE RETIREMENT SYSTEM	0	34.290	34.290
**D	HEWITT ASSOCIATES LLC 401K PLAN TRUST	0	46.775	46.775
**D	THE HEALTH FOUNDATION	0	293.984	293.984
**D	OLD WESTBURY MULTI-ASSET OPPORTUNITIES FUND	0	78.277	78.277
**D	FORD MOTOR COMPANY DEFINED BENEFIT MASTER TRUST	0	97.818	97.818
**D	COVENANT HEALTH	0	60.300	60.300
**D	EXELON FITZPATRICK QUALIFIED FUND	0	37.719	37.719
**D	ACORN 1998 TRUST	0	8.411	8.411
**D	EMERSON ELECTRIC CO. RETIREMENT MASTER TRUST	0	354.585	354.585
**D	EXELON PEACH BOTTOM UNIT 1 QUALIFIED FUND 10	0	3.743	3.743
**D	EMERSON ELECTRIC CO. RETIREMENT MASTER TRUST	0	152.400	152.400
**D	FORD MOTOR COMPANY DEFINED BENEFIT MASTER TRUST	0	195.658	195.658
**D	FLORIDA COLLEGE SAVINGS PROGRAM	0	4.103	4.103
**D	FRANCISCAN ALLIANCE, INC.	0	198.666	198.666
**D	COMBUSTION ENGINEERING 524(G) ASBESTOS PI TRUST PI TRUST	0	23.232	23.232
**D	CENTURYLINK, INC. DEFINED CONTRIBUTION PLAN MASTER TRUST	0	412.557	412.557
**D	CATERPILLAR INVESTMENT TRUST	0	349.892	349.892
**D	CATERPILLAR INVESTMENT TRUST	0	267.175	267.175
**D	CATERPILLAR INC MASTER RETIREMENT TRUST	0	868.425	868.425
**D	CATERPILLAR INC MASTER RETIREMENT TRUST	0	506.468	506.468
**D	BRISTOL-MYERS SQUIBB COMPANY MASTER RETIREMENT TRUST	0	25.183	25.183
**D	THE NORTHERN TRUST COMPANY SUB-ADVISED COLLECTIVE FUNDS TRUST	0	4.470.319	4.470.319
**D	NORTHERN FUNDS INTERNATIONAL GROWTH EQUITY FUND	0	90.414	90.414
**D	ALW 2010 FAMILY TRUST ALICE WALTON/O WALTON ENTERPRISES LLC	0	423.465	423.465
**D	AON SAVINGS PLAN TRUST	0	125.031	125.031
**D	AON PENSION PLAN TRUST AON CORPORATION	0	40.525	40.525
**D	CALIFORNIA PHYSICIANS SERVICE D/B/A BLUE SHIELD OF CALIFORNIA	0	27.513	27.513
**D	AMERICAN HONDA MASTER RETIREMENT TRUST	0	546.330	546.330
**D	CITY OF MILWAUKEE EMPLOYEES RETIREMENT SYSTEM	0	177.096	177.096
**D	CHEVRON MASTER PENSION TRUST	0	807.706	807.706
**D	GUIDESTONE FUNDS INTERNATIONAL EQUITY FUND	0	1.143.157	1.143.157
**D	FLORIDA PREPAID COLLEGE PROGRAM	0	267.754	267.754
**D	CENTURYLINK, INC. DEFINED BENEFIT MASTER TRUST	0	339.346	339.346
**D	GUIDESTONE FUNDS INTERNATIONAL EQUITY INDEX FUND	0	395.596	395.596
**D	STICHTING INSTITUUT GAK	0	58.474	58.474
**D	ALFRED I. DUPONT TESTAMENTARY TRUST	0	176.642	176.642
**D	CSAA INSURANCE EXCHANGE	0	35.533	35.533
**D	EMPLOYEES RETIREMENT FUND OF THE CITY OF DALLAS	0	42.360	42.360

233

Assemblea Ordinaria del 14 maggio 2020

ENEL S.p.A.

LISTA ESITO DELLE VOTAZIONE
 Oggetto: Piano 2020 di incentivazione di lungo termine destinato al management di Enel S.p.A. e/o di società da questa controllate ai sensi dell'art. 2359 del codice civile.
 FAVOREVOLI

Badge	Ragione Sociale	Proprio	Delega	Totale
**D	EMPLOYEES RETIREMENT FUND OF THE CITY OF DALLAS	0	166.868	166.868
**D	CITY OF LOS ANGELES FIRE AND POLICE PENSION PLAN	0	641.034	641.034
**D	INVESTMENT MASTER TRUST OF EXELIS INC.	0	350.638	350.638
**D	ILLINOIS MUNICIPAL RETIREMENT FUND	0	1.733.631	1.733.631
**D	ILLINOIS MUNICIPAL RETIREMENT FUND	0	2.146.885	2.146.885
**D	ILLINOIS MUNICIPAL RETIREMENT FUND	0	246.452	246.452
**D	LOCKHEED MARTIN CORPORATION MASTER RETIREMENT TRUST	0	577.196	577.196
**D	LOCKHEED MARTIN CORPORATION MASTER RETIREMENT TRUST	0	24.653	24.653
**D	MERCY INVESTMENT SERVICES, INC.	0	128.853	128.853
**D	MISSOURI LOCAL GOVERNMENT EMPLOYEES RETIREMENT SYSTEM	0	154.900	154.900
**D	MARSH AND MCLENNAN MASTER RETIREMENT TRUST	0	37.099	37.099
**D	MARSH AND MCLENNAN MASTER RETIREMENT TRUST	0	414.100	414.100
**D	GQG PARTNERS GLOBAL EQUITY FUND	0	407.185	407.185
**D	NORTH DAKOTA STATE INVESTMENT BOARD	0	1.693.500	1.693.500
**D	OKLAHOMA PUBLIC EMPLOYEES RETIREMENT SYSTEM	0	1.355.730	1.355.730
**D	PREMIER GLOBAL INFRASTRUCTURE INCOME FUND	0	140.000	140.000
**D	UPCW UNION AND PARTICIPATING FOOD INDUSTRY EMPLOYERS TRI-STATE PENSION TRUST FUND	0	28.090	28.090
**D	UTAH STATE RETIREMENT SYSTEMS	0	1.162.531	1.162.531
**D	MASTER TRUST AGREEMENT UNDER VARIOUS EMPLOYEE BENEFIT PLANS UNILEVER UNITED STATES INC. AND ITS SUBSIDIARIES AND AFFILIA	30.648	0	30.648
**D	WYOMING RETIREMENT SYSTEM	0	183.665	183.665
**D	PROVIDENCE ST. JOSEPH HEALTH LONG TERM PORTFOLIO	0	258.900	258.900
**D	STANISLAUS COUNTY EMPLOYEES' RETIREMENT ASSOCIATION 832	0	481.900	481.900
**D	SCHLUMBERGER GROUP TRUST AGREEMENT	0	1.385.729	1.385.729
**D	SALT RIVER PIMA-MARICOPA INDIAN COMMUNITY	0	55.533	55.533
**D	SHRINERS HOSPITALS FOR CHILDREN	0	2.209.907	2.209.907
**D	SAN MATEO COUNTY EMPLOYEES' RETIREMENT ASSOCIATION	0	549.102	549.102
**D	CITY OF TALLAHASSEE	0	168.710	168.710
**D	PYRAMIS GROUP TRUST FOR EMPLOYEE BENEFIT PLANS	0	603.325	603.325
**D	H5BC GLOBAL EQUITY FUND	0	193.921	193.921
**D	FORD MOTOR COMPANY OF CANADA, LIMITED PENSION TRUST	0	44.477	44.477
**D	H5BC INTERNATIONAL EQUITY POOLED FUND	0	375.132	375.132
**D	NAV CANADA PENSION PLAN	0	61.298	61.298
**D	NAV CANADA PENSION PLAN	0	379.654	379.654
**D	NAV CANADA PENSION PLAN	0	105.336	105.336
**D	OPSEV PENSION PLAN TRUST FUND	0	51.970	51.970
**D	IWA - FOREST INDUSTRY PENSION PLAN 2100	0	367.680	367.680
**D	QUILTER INVESTORS	0	660.525	660.525
**D	LEGAL AND GENERAL EUROPEAN INDEX TRUST	0	4.498.754	4.498.754
**D	LEGAL AND GENERAL INTERNATIONAL INDEX TRUST	0	527.816	527.816
**D	LEGAL AND GENERAL GLOBAL EQUITY INDEX FUND	0	32.260	32.260
**D	LEGAL AND GENERAL FUTURE WORLD EQUITY FACTORS INDEX FUND	0	79.436	79.436
**D	LEGAL AND GENERAL FUTURE WORLD ESG DEVELOPED INDEX FUND	0	6.925	6.925

EF

le 39

LISTA ESITO DELLE VOTAZIONE

Oggetto: Piano 2020 di incentivazione di lungo termine destinato al management di Enel S.p.A. e/o di società da questa controllate ai sensi dell'art. 2359 del codice civile.
FAVOREVOLI

Badge	Ragione Sociale	Proprio	Delega	Totale
**D	RELIANCE TRUST INSTITUTIONAL RETIREMENT TRUST SERIES ELEVEN	0	3.773.237	3.773.237
**D	RELIANCE TRUST INSTITUTIONAL RETIREMENT TRUST SERIES TEN	0	2.712.052	2.712.052
**D	ROCKEFELLER CAPITAL MANAGEMENT UCIT 5 ICAY	0	195.158	195.158
**D	PZENA VALUE FUNDS PLC C/O SANNE	0	310.291	310.291
**D	STATE STREET GLOBAL ADVISORS GROSS ROLL UP UNIT TRUST	0	182.869	182.869
**D	PRESCIENT GLOBAL FUNDS PLC	0	46.150	46.150
**D	BARING INVESTMENT FUNDS PLC	0	10.073	10.073
**D	BLACKROCK AUTHORISED CONTRACTUAL SCHEME 1	0	6.536.882	6.536.882
**D	LEGAL AND GENERAL AUTHORISED CONTRACTUAL SCHEME	0	115.514	115.514
**D	TT INTERNATIONAL FUNDS PLC	0	44.651	44.651
**D	LEGAL AND GENERAL ICAY	0	207.698	207.698
**D	KBI INSTITUTIONAL FUND ICAY	0	747.040	747.040
**D	BRITISH COLUMBIA INVESTMENT MANAGEMENT CORPORATION	0	3.099.865	3.099.865
**D	STATE TEACHERS RETIREMENT SYSTEM OF OHIO	0	10.791.414	10.791.414
**D	BANCO NACIONAL DE PANAMA, ACTING AS TRUSTEE OF THE FIDEICOMISO DE FONDO DE AHORRO DE PANAMA	0	35.335	35.335
**D	LGPS CENTRAL AUTHORISED CONTRACTUAL SCHEME	0	1.580.754	1.580.754
**D	UBS COMMON CONTRACTUAL FUND	0	2.648	2.648
**D	QSDPER	0	114.387	114.387
**D	LF WALES PENSTON PARTNERSHIP (WALES PP) ASSET POOLING ACS UMBRELLA	0	1.919.140	1.919.140
**D	BLACKROCK UCITS CCF. BLACKROCK ASSET MANAGEMENT IRELAND LIMITED	0	515.345	515.345
**D	INTERNATIONAL BANK FOR RECONSTRUCTION AND DEVELOPMENT ON BEHALF OF THE WORLD BANK GROUP TRUST FUNDS	0	0	38.836
**D	CLEARWATER INTERNATIONAL FUND	0	84.847	84.847
**D	FIDELITY ADVISOR SERIES VIII: FIDELITY ADVISOR DIVERSIFIED INTERNATIONAL FUND	0	1.129.400	1.129.400
**D	UNIVEST	0	736.999	736.999
**D	STICHTING BEDRIJFSSTAKPENSIOENFONDS VOOR HET SCHOONMAAK EN GLAZENWASSER SBEDRIJF	0	322.368	322.368
**D	STICHTING BEDRIJFSSTAKPENSIOENFONDS VOOR HET BEROEPSVERVOER OVER DE WEG	0	601.023	601.023
**D	FJARDE AP-FONDEN	0	605.592	605.592
**D	STICHTING BEDRIJFSSTAKPENSIOENFONDS ZORGVERZEKERAARS	0	480.938	480.938
**D	SCHLUMBERGER INTERNATIONAL STAFF RETIREMENT FUND FCP-SIF	0	1.100.076	1.100.076
**D	STICHTING BEDRIJFSSTAKPENSIOENFONDS VOOR HET LEVENSMIDDELENBEDRIJF	0	255.460	255.460
**D	NORTHERN TRUST UCITS FGR FUND	0	1.508.994	1.508.994
**D	ANDRA AP-FONDEN	0	1.030.880	1.030.880
**D	AMUNDI UCITS FGR FUNDS	0	23.489	23.489
**D	ROBECO INSTITUTIONAL UMBRELLA FUND	0	101.050	101.050
**D	STICHTING BEDRIJFSSTAKPENSIOENFONDS VOOR DE DETAILHANDEL	0	3.473.960	3.473.960
**D	BROOKFIELD GL. LISTED INFR. UCITS FD	0	915.400	915.400
**D	BROOKFIELD RL ASSETS SECUR UCITS FD	0	33.600	33.600
**D	DANSKE INVEST SICAV EUROPA (SEK)	0	122.691	122.691
**D	DANSKE INVEST SICAV GLOBAL INDEX	0	420.224	420.224
**D	DANSKE INVEST SICAV SRI GLOBAL	0	139.897	139.897
**D	LGT SIC II EQ EMV (USD) - POOL AC	0	61.039	61.039
**D	INVESTIMO	0	318.082	318.082

GH

2135

LISTA ESITO DELLE VOTAZIONE

Oggetto: Piano 2020 di incentivazione di lungo termine destinato al management di Enel S.p.A. e/o di società da questa controllate ai sensi dell'art. 2359 del codice civile.
FAVOREVOLI

Badge	Ragione Sociale	Proprio	Delega	Totale
**D	UBI SICAV (GLOBAL EQUITY	0	690.447	690.447
**D	VONTOBEL ASSET MANAGEMENT S.A.	0	437.328	437.328
**D	DANSKE INVEST SICAV EUROPE	0	215.944	215.944
**D	ESPA-QCF-EUROPEAN EQUITIES POOL A	0	276.080	276.080
**D	EGPB - QCF - GLOBAL EQUITY POOL B	0	32.610	32.610
**D	UNIVERSE THE CMI CONTINEN. EUROPEANEQUITY	0	770.557	770.557
**D	VONTOBEL FUND (CH) - VESCORE GLOBALEQUITY MULTIFACTOR OLIVIER SCHALBETTER VONTOBEL FONDS SERVICES AG	0	990	990
**D	VARIOPARTNER (CH) -3- ALPHA MEGATRENDS	0	35.923	35.923
**D	CMLA GLOBAL LOW VOLATILITY EQUITY FUND	0	77.852	77.852
**D	KB BROOKFIELD GLOBAL SUSTAINABLE NERGY INFRA SECURITIES MASTER FUND (USD) (EQUITY	0	12.100	12.100
**D	CMLA INDEXED GLOBAL SHARE FUND	0	53.982	53.982
**D	LEGAL AND GENERAL ASSURANCE PENSIONS MANAGEMENT LIMITED	0	32.622.880	32.622.880
**D	IRISH LIFE ASSURANCE.	0	8.877	8.877
**D	IRISH LIFE ASSURANCE.	0	2.531.955	2.531.955
**D	IRISH LIFE ASSURANCE.	0	33.638	33.638
**D	IRISH LIFE ASSURANCE.	0	154.101	154.101
**D	IRISH LIFE ASSURANCE.	0	1.838.704	1.838.704
**D	JUPITER RESPONSIBLE INCOME FUND	0	150.000	150.000
**D	GQG GLOBAL UCITS ICAY	0	1.332.336	1.332.336
**D	J O HAMRO CAPITAL MANAGEMENT GLOBAL OPPORTUNITIES FUND	0	3.246.015	3.246.015
**D	STICHTING MN SERVICES	0	5.537.958	5.537.958
**D	STICHTING PENSIOENFONDS METAAL EN TECHNIEK MN SERVICES	0	1.500.682	1.500.682
**D	UBS CANADA	0	64.086	64.086
**D	ZURICH LIFE ASSURANCE PLC	0	5.417.611	5.417.611
**D	COLONIAL FIRST STATE	0	123.528	123.528
**D	OLD MUTUAL GLOBAL INVESTORS	0	26.775	26.775
**D	CF SIL ATF CMLA INTERNATIONAL SHARE FUND	0	67.763	67.763
**D	STICHTING MN SERVICES ANDELENFONDS EUROPA	0	794.509	794.509
**D	LEGAL AND GENERAL INVESTMENT MANAGEMENT	0	65.170	65.170
**D	LEGAL AND GENERAL	0	537.936	537.936
**D	LEGAL AND GENERAL ASSURANCE SOCIETY LIMITED	0	84.285	84.285
**D	STANDARD LIFE ASSURANCE LIMITED	0	15.621.196	15.621.196
**D	THE TRUSTEES OF THE STANDARD LIFE SCHEME	0	1.291.376	1.291.376
**D	SLIC - EUROPEAN EQUITY GROWTH FUND	0	367.401	367.401
**D	SLIC - GLOBAL EQUITY INCOME FUND	0	507.586	507.586
**D	CITIBANK INTERNATIONAL PLC AS TRUSTEE CITIBANK INT. PLC	0	18.608.686	18.608.686
**D	INVECO POOLED INVESTMENT FUND - EUROPE FUND	0	304.759	304.759
**D	REGON CUSTODY B.V	0	103.093	103.093
**D	REGON CUSTODY B.V	0	929.464	929.464
**D	THE NOMURA TRUST AND BANKING CO LTD	0	469.367	469.367
**D	THE NOMURA TRUST AND BANKING CO LTD	0	18.148	18.148
**D	BERESFORD FUNDS PLC	0	34.852	34.852

u36

91

LISTA ESITO DELLE VOTAZIONE

Oggetto: Piano 2020 di incentivazione di lungo termine destinato al management di Enel S.p.A. e/o di società da questa controllate ai sensi dell'art. 2359 del codice civile.
FAVOREVOLI

Badge	Ragione Sociale	Proprio	Delega	Totale
**D	SLIC II - STANDARD LIFE INVESTMENTS	0	1.367.064	1.367.064
**D	PRINCIPAL TRUST COMPANY (ASIA LIMITED)	0	312.505	312.505
**D	CFSIL - COMMONWEALTH GLOBAL SHARE FUND 22	0	1.199.394	1.199.394
**D	CFSIL - COMMONWEALTH GLOBAL SHARE FUND 23	0	361.060	361.060
**D	COLONIAL FIRST STATE INVESTMENTS LIMITED	0	106.613	106.613
**D	COLONIAL FIRST STATE INVESTMENTS LIMITED	0	5.228.732	5.228.732
**D	ABERDEEN STANDARD OEIC II - ASI EUROPE EX UK INCOME EQUITY FUND	0	15.668.010	15.668.010
**D	STICHTING FSGM DEPOSITARY	0	768.075	768.075
**D	MACQUARIE INVESTMENT MANAGEMENT LIMITED	0	97.409	97.409
**D	INTERNATIONAL EQUITIES FUND	0	332.712	332.712
**D	PRINCIPAL MFF EUROPEAN EQUITY FUND	0	121.476	121.476
**D	NATIONAL COUNCIL FOR SOCIAL SECURITY FUND.	0	423.000	423.000
**D	AEGON CUSTODY B.V.	0	2.200	2.200
**D	LEGG MASON INC	0	3.123	3.123
**D	CFSIL - COLONIAL FIRST STATE GLOBAL ASSET MANAGEMENT MULTI SECTOR TRUST 1	0	211.448	211.448
**D	SDA INTL EQUITY INDEX FD WORLD	0	7.377	7.377
**D	EATON VANCE INTERNATIONAL (IRELAND)	0	105.419	105.419
**D	CBOSC-CBGS-WGSS07	0	94.900	94.900
**D	BRICKLAYERS + TROWEL TRADES INTERNATIONAL PENSION FUND	0	95.200	95.200
**D	UNITED FOOD + COMMERCIAL WORKERS FOR EMPLOYEES	0	38.334	38.334
**D	ARCHIOCESE OF DETROIT	0	1.584.600	1.584.600
**D	SIGNATURE GLOBAL INCOME AND GROWTH FUND	0	124.776	124.776
**D	THREANEEDLE (LOX) COLUMBIA THREANEEDLE INVESTMENTS	0	272.048	272.048
**D	JANUS HENDERSON CAPITAL FUNDS PLC	0	43.922	43.922
**D	CBOSC ATF CM BK GRP SUP WGSS08	0	304.450	304.450
**D	PINEBRIDGE FUND SERIES PINEBRIDGE EUROPE EQUITY FUND	0	52.630	52.630
**D	SOLARI LANE TRUST	0	1.787.516	1.787.516
**D	CITIBANK INTERNATIONAL PLC	0	66.313	66.313
**D	STANDARD LIFE WEALTH ACER FUND CITIBANK INTERNATIONAL PLC	0	17.248	17.248
**D	OLD MUTUAL EUROPEAN EQUITY (EX UK FUND A SUB FUND OF OLD MUTUAL INVESTMENT FUNDS SERIES II	0	272.870	272.870
**D	JOHN HANCOCK VARIABLE INSURANCE TRUST INTERNATIONAL VALUE TRUST	0	290.158	290.158
**D	JOHN HANCOCK VARIABLE INSURANCE TRUST INTERNATIONAL EQUITY INDEX TRUST	0	228.671	228.671
**D	JOHN HANCOCK FUNDS II INTERNATIONAL VALUE FUND	0	124.414	124.414
**D	VICTORY TRIVALENT INTERNATIONAL FUND - CORE EQUITY	0	1.878.421	1.878.421
**D	LEGAL AND GENERAL COLLECTIVE INVESTMENT TRUST	0	48.766	48.766
**D	VICTORY CAPITAL INTERNATIONAL COLLECTIVE INVESTMENT TRUST	0	92.296	92.296
**D	COMMONWEALTH SPECIALIST FUND 36	0	271.442	271.442
**D	CFSIL RE COLONIAL FIRST STATE INVESTMENT FUND 10	0	180.441	180.441
**D	STANDARD LIFE INVESTMENTS LIABILITY SOLUTIONS ICAV	0	335.327	335.327
**D	NEUBURG NOMINEES LIMITED INVESTORS WHOLESALER GLOBAL EQUITY (INDEX) TRUST	0	99.499	99.499
**D	LAFVIJAS BANKA	0	141.881	141.881
**D	VICTORY RS GLOBAL FUND	0	919.647	919.647
**D	VICTORY RS INTERNATIONAL FUND	0	410.187	410.187
**D	VICTORY RS INTERNATIONAL VIP SERIES	0		

EPA

u3f

LISTA ESITO DELLE VOTAZIONI

Oggetto: Piano 2020 di incentivazione di lungo termine destinato al management di Enel S.p.A. e/o di società da questa controllate ai sensi dell'art. 2359 del codice civile.
FAVOREVOLI

Badge	Ragione Sociale	Proprio	Delega	Totale
**D	JOHN HANCOCK FUNDS II INTERNATIONAL STRATEGIC EQUITY ALLOCATION FUND	0	509.359	509.359
**D	MACQUARIE MULTI-FACTOR FUND	0	127.774	127.774
**D	HOSTELUS POOLED SUPERANNUATION TRUST	0	159.045	159.045
**D	VICTORYSHARES DEVELOPED ENHANCED VOLATILITY WTD INDEX ETF	0	10.091	10.091
**D	VICTORYSHARES INTERNATIONAL VOLATILITY WTD INDEX ETF	0	29.818	29.818
**D	VICTORYSHARES INTERNATIONAL VOLATILITY WTD INDEX ETF	0	41.697	41.697
**D	CITITRUST LIMITED AS TRUSTEE OF BLACKROCK PREMIER FUNDS-BLACKROCK WORLD EQUITY INDEX FUND	0	86.400	86.400
**D	INVESCO POOLED INVESTMENT FUND-GLOBAL STRATEGIC EQUITY FUND	0	59.140	59.140
**D	THE HARBORWALK PRIVATE TRUST - THEINTERNATIONAL EQUITY FUND	0	47.583	47.583
**D	STANDARD LIFE WEALTH GLOBAL EQUITY INCOME FUND	0	331.326	331.326
**D	STICHTING ALGEMEEN PENSIOENFONDS	0	12.993	12.993
**D	SOCIALLY RESPONSIBLE DEVELOPED MARKETS FUNDAMENTAL INDEX CTF	0	208.338	208.338
**D	SUN LIFE GLOBAL INVESTMENTS (CANADA) INC C/O ISS	0	192.524	192.524
**D	ABERDEEN INVESTMENT FUNDS UK ICVC II - ABERDEEN WORLD EQUITY ENHANCED INDEX FUND	0	517.672	517.672
**D	ABERDEEN INVESTMENT FUNDS UK ICVC II - ABERDEEN EUROPEAN EQUITY ENHANCED INDEX FUND	0	84.415	84.415
**D	ABERDEEN INVESTMENT FUNDS UK ICVC II - ABERDEEN EUROPEAN EQUITY TRACKER FUND	0	1.255.779	1.255.779
**D	LIFE INTERNATIONAL DESIGNATED ACTIVITY COMPANY	0	534.507	534.507
**D	USAA CAPITAL GROWTH FUND	0	5.362.442	5.362.442
**D	USAA INTERNATIONAL FUND	0	1.377.587	1.377.587
**D	USAA WORLD GROWTH FUND	0	253.730	253.730
**D	VICTORYSHARES USAA MSCI INTERNATIONAL VALUE MOMENTUM ETF	0	59.516	59.516
**D	PRINCIPAL FINANCIAL SERVICES INC. - LISTED INFRASTRUCTURE	0	307.828	307.828
**D	UBS (LUX) EQUITY SICAV - GLOBAL OPPORTUNITY (USD)	0	8.146.143	8.146.143
**D	VERDIPAPIRFONDET DNB GLOBAL IV	0	1.821.981	1.821.981
**D	VERDIPAPIRFONDET DNB MILJOINVEST	0	415.503	415.503
**D	VERDIPAPIRFONDET DNB GLOBAL INDEKS	0	561.647	561.647
**D	STANDARD LIFE WEALTH FALCON FUND	0	111.266	111.266
**D	VERDIPAPIRFONDET DNB EUROPA	0	88.860	88.860
**D	USAA MUTUAL FUNDS TRUST	0	441.333	441.333
**D	UBS FUND MGT (CH) AG VAAKEU / CH0066	0	10.608	10.608
**D	MANDATORY PROVIDENT FUND SCHEMES	0	17.577	17.577
**D	TIMOTHY PLAN INTERNATIONAL ETF	0	39.088	39.088
**D	UNIFIED ACCUMULATIVE PENSION FUND JOINT STOCK COMPANY	0	13.556	13.556
**D	SYKERHELPS-OG PENSJONSORDNING FOR LEGER	0	10.499	10.499
**D	THE GRAUSTEIN TRUSTS PARTNERSHIP	0	80.530	80.530
**D	THE GUILFORD GLAZER NON-EXEMPT MARITAL TRUST	0	1.745.703	1.745.703
**D	POINT72 ASSOCIATES LLC - FSEU C/O THE CORPORATION TRUST COMPANY	0	977.684	977.684
**D	JANUS HENDERSON INTECH EQUITY MARKET NEUTRAL FUND LIMITED	0	33	33
**D	STATERA MASTER INVESTORS (CAYMAN) L.P.	0	3.646	3.646
**D	PANAGORA ASSET MANAGEMENT INC.	0	2.275	2.275
**D	LAZARD ASSET MANAGEMENT LLC QUANTITATIVE EQUITY FUNDS	0	1.267	1.267
**D	TUDOR SYSTEMATIC TACTICAL TRADING LTD - SERGEY C/O TUDOR INVESTMENT CORPORATION	0	29.381	29.381
**D	HANSJOERG WYSS REVOCABLE TRUST UAD	0	117.869	117.869
**D	THE HARRY L. BRADLEY JR. TRUSTS MASTER INVESTMENT PARTNERSHIP LLP C/O JACOBUS WEALTH MANAGEMENT	0		

238

EPH

LISTA ESITO DELLE VOTAZIONI

Oggetto: Piano 2020 di incentivazione di lungo termine destinato al management di Enel S.p.A. e/o di società da questa controllate ai sensi dell'art. 2359 del codice civile.
FAVOREVOLI

Badge	Ragione Sociale	Proprio	Delega	Totale
**D	THE JBUT MASTER INVESTMENT PARTNERS HIP LLP C/O JACOBUS WEALTH MANAGEMENT	0	276.873	276.873
**D	ATLAS ENHANCED MASTER FUND LTD. C/O MAPLES CORPORATE SERVICES LIMITED	0	16.179	16.179
**D	ATLAS MASTER FUND LTD. C/O MAPLES CORPORATE SERVICES LIMITED	0	181	181
**D	NOVA SCOTIA HEALTH EMPLOYEES PENSION PLAN	0	59.641	59.641
**D	MANULIFE SOBEYS GLOBAL EQUITY FUND	0	245.000	245.000
**D	MANULIFE GLOBAL INFRASTRUCTURE FUND	0	529.200	529.200
**D	REGIME DE RETRAITE DES COLS BLEUS DE LA VILLE DE MONTREAL	0	88.877	88.877
**D	SENTRY GLOBAL INFRASTRUCTURE PRIVATE TRUST	0	81.914	81.914
**D	SENTRY GLOBAL INFRASTRUCTURE FUND	0	42.911	42.911
**D	REGIME DE RETRAITE DE L'UNIVERSITE DU QUEBEC TOUR DE LA CITE	0	1.689.050	1.689.050
**D	MANULIFE INTERNATIONAL STOCK FUND UT	0	657.458	657.458
**D	RBC QUANT EAFE EQUITY LEADERS ETF	0	8.916	8.916
**D	RBC QUANT EUROPEAN DIVIDEND LEADERS ETF	0	18.434	18.434
**D	RBC QUBE LOW VOLATILITY GLOBAL EQUITY FUND	0	2.345.814	2.345.814
**D	RBC O SHAUGHNESSY GLOBAL EQUITY FUND	0	53.901	53.901
**D	RBC O SHAUGHNESSY INTERNATIONAL EQUITY FUND	0	118.919	118.919
**D	THE PUBLIC INSTITUTION FOR SOCIAL SECURITY	0	533.811	533.811
**D	SL MFS LOW VOL INVL EQ FD	0	14.420	14.420
**D	CWB ONYX GLOBAL EQUITY FUND	0	75.233	75.233
**D	IA CLARINGTON GLOBAL VALUE FUND 1080 SUCC TERMINUS	0	100.000	100.000
**D	CC AND L ALTERNATIVE GLOBAL EQUITY FUND	0	2.325	2.325
**D	NBIMC EAFE EQUITY INDEX FUND	0	202.720	202.720
**D	MUNICIPAL EMPLOYEES PENSION PLAN C/O GLASS LEWIS AND CO	0	71.435	71.435
**D	MUNICIPAL EMPLOYEES PENSION PLAN C/O ISS	0	220.542	220.542
**D	PUBLIC EMPLOYEES PENSION PLAN C/O ISS	0	756.716	756.716
**D	RBC QUBE STABLE DIVIDEND GLOBAL	0	32.886	32.886
**D	MANULIFE GLOBAL INFRASTRUCTURE CLASS	0	118.000	118.000
**D	NBIMC EAFE EQUITY INDEX FUND - CLASS N	0	11.316	11.316
**D	IAC INTERNATIONAL EQUITY FD	0	10.000	10.000
**D	PAVILION INTERNATIONAL FOCUSED EQUITY POOL	0	55.552	55.552
**D	HEXAVEST EUROPE FUND	0	795.341	795.341
**D	PERPETUAL ECONOMIC DIVERSIFICATION GLOBAL EQUITY FUND	0	109.651	109.651
**D	AMUNDI CANADA INC C/O ISS	0	20.610	20.610
**D	INDUSTRIAL ALLIANCE INSURANCE AND FINANCIAL SERVICES INC.	0	15.143	15.143
**D	FU715 FONDS INDUSTRIELLE ALLIANCE	0	27.000	27.000
**D	CI SIGNATURE CANADIAN BALANCED FUND	0	313.339	313.339
**D	EL FINANCIAL CORPORATION LIMITED	0	456.000	456.000
**D	DOFASCO SUPPLEMENTARY RETIREMENT INCOME PLAN	0	55.139	55.139
**D	BROOKFIELD PUBLIC SECURITIES GROUP LLC C/O ISS	0	189.200	189.200
**D	BROOKFIELD GLOBAL LISTED INFRASTRUCTURE CANADIAN POOLED FUND	0	739.400	739.400
**D	SHORT BROTHERS CIF TRUSTEE LIMITED	0	204.400	204.400
**D	SHORT BROTHERS CIF TRUSTEE LIMITED C/O GROUPE INVESTISSEMENT RESPONSIBLE	0	25.870	25.870
**D	SHORT BROTHERS CIF TRUSTEE LIMITED	0	206.061	206.061

EM

le3P

LISTA ESITO DELLE VOTAZIONE

Oggetto: Piano 2020 di incentivazione di lungo termine destinato al management di Enel S.p.A. e/o di società da questa controllate ai sensi dell'art. 2359 del codice civile.
FAVOREVOLI

Badge	Ragione Sociale	Proprio	Delega	Totale
**D	BOMBARDIER TRUST (CANADA) GLOBAL	0	67.676	67.676
**D	BOMBARDIER TRUST (CANADA) REAL RETURN ASSETS FUND BOMBARDIER INC	0	304.500	304.500
**D	THE BOMBARDIER TRUST (UK)	0	117.000	117.000
**D	THE BOMBARDIER TRUST (UK)	0	24.638	24.638
**D	THE BOMBARDIER TRUST (UK)	0	193.399	193.399
**D	THE BOMBARDIER TRUST (UK)	0	812.352	812.352
**D	CI CORPORATE CLASS LIMITED	0	987.632	987.632
**D	SIGNATURE INCOME AND GROWTH FUND	0	9.300.151	9.300.151
**D	TOWERS WATSON COMMON CONTRACTUAL FUND	0	413.539	413.539
**D	UBI SICAV - GLOBAL INFRASTRUCTURE	0	568.722	568.722
**D	SIGNATURE CANADIAN BALANCED FUND	0	199.720	199.720
**D	SIGNATURE DIVIDEND FUND	0	145.378	145.378
**D	CI GLOBAL FUND	0	853.744	853.744
**D	SIGNATURE SELECT CANADIAN FUND	0	479.300	479.300
**D	SIGNATURE GLOBAL DIVIDEND FUND	0	21.993	21.993
**D	THE ENDEAVOUR II FUND.	0	14.800	14.800
**D	TRIASIMA ALL COUNTRY WORLD EQUITYFUND	0	8.035	8.035
**D	RBC DEXIA TORONTO POOLED CLIENTS A/C	0	0	0
**D	WELLINGTON TRUST COMPANY NATIONAL ASSOCIATE MULTIPLE COMMON TRUST UNDS - CTF GLOBAL MANAGED RISK PLUS II PORTFOLIO	0	0	0
	70.864			70.864
**D	XFO LOGISTICS RETIREMENT MASTER TRUST	0	143.056	143.056
**D	ECOFIN WATER AND POWER OPPORTUNITIES PLC CO BNP PARIBAS SECURITIES SERVICES	0	1.435.708	1.435.708
**D	WELLINGTON MANAGEMENT COMPANY LLP	0	1.134.653	1.134.653
**D	ATLAS MASTER LTD	0	48.609	48.609
**D	MAPLES CORPORATE SERVICES LIMITED	0	26.964	26.964
**D	LSVIEHE, LSVZEHE	0	12.600	12.600
**D	LAZARD ASSET MANAGEMENT LLC C/O LAARD ASSET MANAGEMENT LLC - EUROPEAN LONG/SHORT	0	65.515	65.515
**D	RBC QUANT GLB INFRA ID ETF	0	8.822	8.822
**D	PRIVATE CLIENT INTL EQ PORT II	0	734.185	734.185
**D	PC INTL EQUITY INC AND GROWTH PT	0	451.133	451.133
**D	THE SHAKESPEARE HEAD FUND	0	117.561	117.561
**D	GREENCHIP GLOBAL EQUITY FUND	0	425.000	425.000
**D	NEW STAR EAFE FUND	0	99.073	99.073
**D	DOFASCO EMPLOYEES SAVINGS AND PROFITS SHARING FUND	0	10.374	10.374
**D	RBC PRIVATE WORLD EQUITY POOL	0	401.909	401.909
**D	BOMBARDIER TRUST (CANADA) GLOBAL EQUITIES FUND	0	501.870	501.870
**D	CI INCOME ADVANTAGE FUND	0	480.500	480.500
**D	CASTLEROCK ENHANCED YIELD FUND	0	1.688.270	1.688.270
**D	KAYNE ANDERSON CAPITAL ADVISORS LP	0	59.120	59.120
**D	LOCKHEED MARTIN CORPORATION MASTER RETIREMENT TRUST.	0	889.538	889.538
**D	AEGON CUSTODY B.V.	0	821.202	821.202
**D	AEGON CUSTODY B.V.	0	325.439	325.439
**D	AEGON CUSTODY B.V.	0	1.046.424	1.046.424
**D	AEGON CUSTODY B.V.	0	24.658	24.658

EM

140

Assemblea Ordinaria del 14 maggio 2020

LISTA ESITO DELLE VOTAZIONI

Oggetto: Piano 2020 di incentivazione di lungo termine destinato al management di Enel S.p.A. e/o di società da questa controllate ai sensi dell'art. 2359 del codice civile.
FAVOREVOLI

Badge	Ragione Sociale	Proprio	Delega	Totale
**D	GOVERNMENT OF NORWAY	0	242.491.304	242.491.304
**D	RECISB PHITRUST ACTIVE INVITORS EU	0	19.422	19.422
**D	THE ARROWSTREET COMMON CONTRACTUAL FUND	0	2.858.653	2.858.653
**D	DWS INVESTMENT GMBH FOR VERMOEGENSMANAGEMENT	0	381.090	381.090
**D	DWS INVESTMENT GMBH FOR ALBATROS FONDS	0	35.429	35.429
**D	DWS INVESTMENT GMBH FOR DWS EUROPE DYNAMIC	0	55.451	55.451
**D	DWS INVESTMENT GMBH FOR DWS QI LOWVOL EUROPE	0	619.842	619.842
**D	DWS INVESTMENT GMBH FOR E. ON AKTIENFONDS DWS	0	75.000	75.000
**D	DWS INVESTMENT GMBH FOR DWS VORSORGE AS (DYNAMIK)	0	259.352	259.352
**D	DWS INVESTMENT GMBH FOR LOEWEN AKTIENFONDS	0	55.000	55.000
**D	DWS INVESTMENT GMBH FOR DWS VORSORGE AS FLEX	0	106.016	106.016
**D	DWS INVESTMENT GMBH FOR DYNAMIC EUROPE BALANCE	0	72.283	72.283
**D	DWS INVESTMENT GMBH FOR DWS QI EUROZONE EQUITY	0	329.050	329.050
**D	DWS INVESTMENT GMBH FOR DWS QI EUROPEAN EQUITY	0	110.223	110.223
**D	DWS INVESTMENT GMBH FOR MULTI-INDEX EQUITY FUND	0	61.836	61.836
**D	DWS INVEST. MIT TEILGESE. FOR FIX INC AND ALT	0	368.613	368.613
**D	ISHARES II PUBLIC LIMITED COMPANY	0	24.278.419	24.278.419
**D	ISHARES PUBLIC LIMITED COMPANY	0	3.393.848	3.393.848
**D	ISHARES V PUBLIC LIMITED COMPANY	0	661.965	661.965
**D	ISHARES III PUBLIC LIMITED COMPANY	0	7.005.947	7.005.947
**D	ISHARES VI PUBLIC LIMITED COMPANY	0	1.194.749	1.194.749
**D	ISHARES IV PUBLIC LIMITED COMPANY	0	3.085.175	3.085.175
**D	ISHARES VII PLC	0	18.563.050	18.563.050
**D	BLACKROCK AM DE AG FOR ISHS CORE EURO STOXX 50 UCITS ETF (DE)	0	16.175.868	16.175.868
**D	BLACKROCK AM DE FOR ISHARES EURO STOXX UCITS ETF (DE)	0	2.075.989	2.075.989
**D	BLACKROCK AM DE FOR ISHARES STOXX EUROPE 50 UCITS ETF (DE)	0	94.188	94.188
**D	BLACKROCK AM DE FOR ISHS STOXX EUROPE LARGE 200 UCITS ETF	0	5.431.153	5.431.153
**D	BLACKROCK AM DE FOR ISHARES STOXX EUROPE 600 UCITS ETF (DE)	0	6.481.589	6.481.589
**D	ISHARES I INV MIT TGV F ISHS ST EUROPE 600 UTILITIES UCITS ETF	0	119.200	119.200
**D	XEROX CORPORATION RETIREMENT & SAVINGS PLAN	0	1.761.514	1.761.514
**D	TEACHERS' RETIREMENT SYSTEM OF THE STATE OF ILLINOIS	0	3.382.127	3.382.127
**D	TEACHERS' RETIREMENT SYSTEM OF THE STATE OF ILLINOIS	0	2.338.627	2.338.627
**D	KAISER PERMANENTE GROUP TRUST	0	776.154	776.154
**D	KAISER FOUNDATION HOSPITALS	0	81.100	81.100
**D	FIDELITY INVESTMENT TRUST: FIDELITY TOTAL INT EQUITY FUND	0	693.784	693.784
**D	FIDELITY RUTLAND SQUARE TRUST II: STRAT ADV FID INTL FUND	0	36.083.150	36.083.150
**D	FIDELITY INVESTMENT TRUST: FIDELITY SERIES INTVALUE FUND	0	1.058.300	1.058.300
**D	FIDELITY INVESTMENT TRUST: FIDELITY INTER CAPITAL APP K6 FUND	0	78.633	78.633
**D	FIDELITY INVESTMENT TRUST: FIDELITY FLEX INTERNATIONAL FUND	0	1.947.000	1.947.000
**D	FIDELITY RUTLAND SQUARETRUST II: STRATEGIC ADVISERS INT	0	64.650	64.650
**D	BRUNEI INVESTMENT AGENCY	0	18.436	18.436
**D	INTERNATIONALE KAPITALANLAGESELLSCHAFT MBH FOR AMP	0	226.739	226.739
**D	LAUDUS INTERNATIONAL MARKETMASTERS FUND	0		

LISTA ESITO DELLE VOTAZIONE

OGGETTO: Piano 2020 di incentivazione di lungo termine destinato al management di Enel S.p.A. e/o di società da questa controllate ai sensi dell'art. 2359 del codice civile.
FAVOREVOLI

Badge	Ragione Sociale	Proprio	Delega	Totale
**D	SCHWAB INTERNATIONAL EQUITY ETF	0	9.838.108	9.838.108
**D	SCHWAB FUNDAMENTAL INTERNATIONAL LARGE COMPANY INDEX ETF	0	3.501.961	3.501.961
**D	SANFORD C BERNSTEIN FUND INC- TAX MANAGED INTEL FTF	0	5.117.370	5.117.370
**D	AB CANADA GLOBAL STRATEGIC CORE EQUITY FUND	0	722.810	722.810
**D	AB CANADA INTL VALUE EQUITY (CAP-WEIGHTED, UNHEDGED) FUND	0	138.460	138.460
**D	AB TRUST - AB INTERNATIONAL VALUE FUND	0	371.380	371.380
**D	DUPONT PENSION TRUST	0	188.643	188.643
**D	JOHN HANCOCK ENDURING EQUITY FUND	0	2.023.567	2.023.567
**D	JOHN HANCOCK VAR IMS TRUST STRATEGIC EQUITY ALLOCATION	0	1.692.079	1.692.079
**D	JOHN HANCOCK FUNDS II STRATEGIC EQUITY ALLOCATION FUND	0	825.422	825.422
**D	JOHN HANCOCK DISCIPLINED VALUE INTERNATIONAL FUND	0	1.717.853	1.717.853
**D	PENSION BENEFIT GUARANTY CORPORATION	0	892.732	892.732
**D	INTERNATIONALE KAPITAL MBH FOR LE-PRIVATRENTE-AKTIE	0	500.000	500.000
**D	INTERNATIONAL PAPER CO COMMINGLED INVESTMENT GROUP	0	1.521.309	1.521.309
**D	BMO DISCIPLINED INTERNATIONAL EQUITY FUND	0	163.840	163.840
**D	LAZARD ASSET MANAGEMENT LLC	0	11.637	11.637
**D	LAZARD INTERNATIONAL EQUITY SELECT PORTFOLIO	0	193.015	193.015
**D	LAZARD RETIREMENT INTERNATIONAL EQUITY PORTFOLIO	0	360.701	360.701
**D	LAZARD GLOBAL STRATEGIC EQUITY PORTFOLIO	0	6.040	6.040
**D	LAZARD INTERNATIONAL EQUITY ADVANTAGE PORTFOLIO	0	5.354	5.354
**D	LAZARD REAL ASSETS AND PRICING OPPORTUNITIES	0	4.556	4.556
**D	LAZARD ESC INTERNATIONAL STRATEGIC EQUITY	0	25.815	25.815
**D	DEKA INVESTMENT GMBH FOR SFT 3-FONDS	0	68.306	68.306
**D	ALLIANZ GLOBAL INVESTORS GMBH FOR DBI-FONDS SFT 4	0	92.963	92.963
**D	J & J PENSION FUND OFF	0	313.087	313.087
**D	MFS VARIABLE INSURANCE TRUST - MFS UTILITIES SERIES	0	4.721.794	4.721.794
**D	GOLDMAN SACHS TRST II-GOLDMAN SACHS MULTI-MNGR GLOBAL	0	7.015	7.015
**D	GOLDMAN SACHS TRUST II-GOLDMAN SACHS MULTI-MANAGER ALT F	0	61.558	61.558
**D	GOLDMAN SACHS TRUST II-GOLDMAN SACHS M-W REAL ASSETS STRAT	0	72.947	72.947
**D	GOLDMAN SACHS TRUST- GOLDMAN SACHS GLOBAL	0	21.218	21.218
**D	GOLDMAN SACHS TRUST II GOLDMAN SACHS GOG PART INTL OPP FD	0	15.002.364	15.002.364
**D	OREGON PUBLIC EMPLOYEES RETIREMENT SYSTEM	0	3.939.030	3.939.030
**D	ALLIANCEBERNSTEIN GLOBAL RISK ALLOCATION FUND INC	0	10.639	10.639
**D	AB CAP FUND, INC. - AB ALL MARKET INCOME PORTFOLIO	0	24.086	24.086
**D	BERNSTEIN FUND, INC.- INTERNATIONAL STRATEGIC EQUITIES PTF	0	12.617.970	12.617.970
**D	AB BOND FUND, INC. - AB ALL MARKET REAL RETURN PORTFOLIO	0	427.620	427.620
**D	AB COLLECTIVE INVESTMENT TRUST SERIES	0	932.785	932.785
**D	ALLIANCEBERNST VAR PROD SER F INC-ALLIANCEB DYN ASSET	0	88.110	88.110
**D	AB VARIABLE PROD SERIES FUND, INC. - AB INT VALUE PORTFOLIO	0	862.050	862.050
**D	AB VARIABLE PROD SERIES FD, INC.-AB BALANCED WEALTH STG	0	17.052	17.052
**D	RUSSELL TRUST CO COMMINGLED EMPLOYEE BENEFIT FUNDS TRUST	0	1.736.072	1.736.072
**D	INVESCO V.I. GLOBAL CORE EQUITY FUND	0	180.932	180.932
**D	ALLIANZ GLOBAL INVESTORS GMBH FOR-ALLIANZGI-FONDS INDU	0	18.623	18.623

EP

llll

LISTA ESITO DELLE VOTAZIONE

Oggetto: Piano 2020 di incentivazione di lungo termine destinato al management di Enel S.p.A. e/o di società da questa controllate ai sensi dell'art. 2359 del codice civile.
FAVOREVOLI

Badge	Ragione Sociale	Proprio	Delega	Totale
**D	ALLIANZ GLOBAL INVESTORS GMBH FOR DBI-FONDS ANDUS	0	550.000	550.000
**D	THE MASTER TRUST BK OF JP LTD: HIYACHI FOREIGN EQ INDEX MF	0	211.090	211.090
**D	SPDR MSCI WORLD QUALITY MIX FUND	0	1.302	1.302
**D	GMAM GROUP PENSION TRUST III	0	885.056	885.056
**D	GMAM INVESTMENT FUNDS TRUST	0	264.891	264.891
**D	GMAM INVESTMENT FUNDS TRUST	0	532.900	532.900
**D	GMAM GROUP PENSION TRUST II	0	423.939	423.939
**D	GMAM GROUP PENSION TRUST II	0	117.208	117.208
**D	IBM RETIREMENT PLAN	0	41.010	41.010
**D	INVESCO INTERNATIONAL CORE EQUITY FUND	0	276.893	276.893
**D	ALLIANZ GLOBAL INV GMBH FOR ALLIANZGI-FONDS SFT2	0	135.021	135.021
**D	INSTITUTIONAL RETIREMENT TRUST	0	42.774	42.774
**D	DWS INVESTMENT GMBH FOR DEAM FONDS BBS	0	39.100	39.100
**D	INTERNATIONALE KAPITALANLAGEGESELLSCHAFT MSH FOR MBEV	0	752.289	752.289
**D	THORNBURG GLOBAL INVESTMENT FIC	0	144.851	144.851
**D	ARIZONA STATE RETIREMENT SYSTEM	0	561.480	561.480
**D	GLOBAL LOW VOLATILITY EQUITY FUND, LLC	0	26.780	26.780
**D	AB FUND N.V.	0	842.922	842.922
**D	AMERICAN BAR ASSOCIATION MEMBERS/MTG	0	68.500	68.500
**D	AMERICAN CENTURY WORLD MUTUAL FUNDS, INC. INTL VALUE F	0	46.864	46.864
**D	AMERICAN CENTURY WORLD MUTUAL FUNDS INC - INT VALUE	0	810.873	810.873
**D	AMERICAN CENTURY RETIREMENT DATE TRUST	0	422.589	422.589
**D	JP TR SERV BK LTD ATE MATB MSCI KOKUSAI INDEX MOTHER F	0	43.110	43.110
**D	AXA IM SMART MATCHING SOLUTIONS PUBLIC LIMITED	0	28.883	28.883
**D	REAVESUTILTYINCOMEFUNF	0	4.217.021	4.217.021
**D	ANIMA FUNDS PLC	0	2.103.991	2.103.991
**D	THE MASTER TRUST BK OF JP LTD ATF INVESCO OVERSEAS EQ OPEN M	0	9.641	9.641
**D	THE MASTER TRUST BK OF JP RE-F RUSSELL INV (JP) INTL EQUITY F	0	58.686	58.686
**D	ARCHITAS MULTI-MANAGER GLOBAL FUNDS UNIT TRUST	0	31.278	31.278
**D	ARCHITAS MULTI-MANAGER GLOBAL FUNDS UNIT TRUST	0	70.121	70.121
**D	AXA INVESTMENT MANAGERS DEUTSCHLAND GMBH	0	29.237	29.237
**D	AXA ROSENBERG EQUITY ALPHA TRUST	0	263.847	263.847
**D	STATE OF ALASKA RETIREMENT AND BENEFITS PLANS	0	412.675	412.675
**D	THE WALT DISNEY COMPANY RETIREMENT PLAN MASTER TRUST	0	150.259	150.259
**D	BMO MSCI EAFE INDEX ETF	0	1.712.494	1.712.494
**D	THE MASTER TRUST BK OF JP LTD: RUSSELL GIB ENVIR TECH FUND	0	18.309	18.309
**D	TIAA-CREF QUANT INTERNATIONAL EQUITY FUNO	0	1.867.559	1.867.559
**D	COLLEGE RETIREMENT EQUITIES FUND	0	2.351.453	2.351.453
**D	TIAA-CREF SOCIAL CHOICE INTERNATIONAL EQUITY FUND	0	403.784	403.784
**D	TEACHERS INSURANCE AND ANNUITY ASSOCIATION OF	0	2.834	2.834
**D	BRIGHTHOUSE FUNDS TRUST I - AB GLOBAL DYNAMIC ALLOCATION	0	703.653	703.653
**D	BRIGHTHOUSE FUNDS TRUST I - SCHROEDERS GLOBAL MULTI-ASSET	0	34.903	34.903
**D	BRIGHTHOUSE FUNDS TRUST I - JPMORGAN GEL ACTIVE ALL	0	394.753	394.753

EB

263

LISTA ESITO DELLE VOTAZIONE

Oggetto: Piano 2020 di incentivazione di lungo termine destinato al management di Enel S.p.A. e/o di società da questa controllate ai sensi dell'art. 2359 del codice civile.
FAVOREVOLI

Badge	Ragione Sociale	Proprio	Delega	Totale
**D	UBS (US) GROUP TRUST	0	483.024	483.024
**D	UAW RETIREE MEDICAL BENEFITS TRUST	0	1.298.727	1.298.727
**D	THE ALPHAGEN EUROPEAN BEST IDEAS FUND, LLC	0	715.831	715.831
**D	CENTRAL PROVIDENT FUND BOARD	0	14.645	14.645
**D	FIDUCIE GLOB DES REGIMES DE RETR DE LA SOC TRANSPORT	0	86.500	86.500
**D	DESJARDINS GLOBAL BALANCED STRATEGIC INCOME FUND	0	26.079	26.079
**D	NET INTERNATIONAL EQUITY FUND	0	230.400	230.400
**D	FIDUCIE GLOB DES REGIMES DE RETR DE LA SOC TRANSPORT	0	135.110	135.110
**D	NET GLOBAL EQUITY POOL	0	125.244	125.244
**D	CALVERT IMPACT FUND, INC. - CALVERT GLOBAL ENERGY SOLUTIONS FD	0	100.291	100.291
**D	CALVERT VF EAFE INTERNATIONAL INDEX PORTFOLIO	0	67.387	67.387
**D	CALVERT RESP INX SRS, INC.-CLVRT DVD MKRKS EX-U.S. RSP INX FD	0	126.667	126.667
**D	XTRACKER (IE) PUBLIC LIMITED COMPANY	0	1.448.320	1.448.320
**D	CAISSE DE DEPOT ET PLACEMENT DU QUEBEC	0	4.965.293	4.965.293
**D	AMERICAN BEACON ADVISORS COLLECTIVE INVESTMENT TRUST	0	654.255	654.255
**D	AMERICAN BEACON INTERNATIONAL EQUITY FUND	0	2.367.945	2.367.945
**D	AMERICAN BEACON DIVERSIFIED FUND	0	133.777	133.777
**D	THE REGENTS OF THE UNIVERSITY OF CALIFORNIA	0	3.838.993	3.838.993
**D	FIDELITY SELECT GLOBAL EQUITY INSTITUTIONAL TRUST	0	36.035	36.035
**D	FIDELITY SELECT INTERNATIONAL EQUITY INSTITUTIONAL TRUST	0	206.553	206.553
**D	FIDELITY INTERNATIONAL LOW VOLATILITY EQUI	0	22.758	22.758
**D	FIDELITY SELECT GLOBAL PLUS ALL CAP EQUITY INSTTIT TRUST	0	32.950	32.950
**D	MERCER FFC NON-US EQUITY INVESTMENT PORTFOLIO LLC	0	115.300	115.300
**D	MERCER FFC NON-US EQUITY INVESTMENT PORTFOLIO LLC	0	6.963	6.963
**D	EATON VANCE TAX-MANAGED GLOBAL BUY-WRITE OPPORTUNITIES	0	226.448	226.448
**D	PARAMETRIC INTERNATIONAL EQUITY FUND	0	242.788	242.788
**D	EATON VANCE RICHARD BERNSTEIN ALL ASSET STRATEGY FUND	0	127.008	127.008
**D	SOJECI II LTEE	0	55.000	55.000
**D	EATON VANCE HEXAVEST GLOBAL EQUITY FUND	0	6.279	6.279
**D	EATON VANCE HEXAVEST INTERNATIONAL EQUITY FUND	0	11.892	11.892
**D	FUNDO DE SEGURANCA SOC GOV. DA REGIAO ADM. ESPECIAL DE	0	251.012	251.012
**D	FRANKLIN LIBERTYSHARES ICAV	0	23.907	23.907
**D	TAX - MANAGED INTERNATIONAL EQUITY PORTFOLIO	0	29.175	29.175
**D	HARBOR OVERSEAS FUND	0	28.931	28.931
**D	MERCER GE INTERNATIONAL EQUITY FUND	0	281.105	281.105
**D	MERCER GE INTERNATIONAL EQUITY FUND	0	198.800	198.800
**D	ALLIANZ VALEURS DORABLES	0	2.500.000	2.500.000
**D	ALLIANZ EPARGNE ACTIONS ISR SOLIDAIRE	0	132.000	132.000
**D	ALLIANZ ACTIONS EURO CONVICTIONS	0	2.104.000	2.104.000
**D	RUSSELL INVESTMENT COMPANY RUSSELL TAX-MANAGED INTL EQ FUND	0	947.176	947.176
**D	RUSSELL INVESTMENT COMPANY RUSSELL GLOBAL	0	234.952	234.952
**D	RUSSELL INVESTMENT COMPANY RUSSELL MULTI-STRATEGY	0	68.199	68.199
**D	RUSSELL INVESTMENT COMPANY MULTIFACTOR INTERNATIONAL EQUITY	0	129.158	129.158

ET

llll

LISTA ESITO DELLE VOTAZIONE

Oggetto: Piano 2020 di incentivazione di lungo termine destinato al management di Enel S.p.A. e/o di società da questa controllate ai sensi dell'art. 2359 del codice civile.
FAVOREVOLI

Badge	Ragione Sociale	Proprio	Delega	Totale
**D	GMO FUNDS PLC	0	64.358	64.358
**D	GMO FUNDS PLC	0	1.372.112	1.372.112
**D	GMO FUNDS PLC	0	24.776	24.776
**D	CATHAY LIFE INSURANCE CO LTD	0	46.688	46.688
**D	MARQUIS INSTITUTIONAL GLOBAL EQUITY PORTFOLIO	0	1.036	1.036
**D	HARTFORD MULTIFACTOR INTERNATIONAL FUND	0	42.755	42.755
**D	RUSSELL INVESTMENT COMPANY MULTI-ASSET GROWTH STRATEGY	0	92.775	92.775
**D	RUSSELL INVESTMENT COMPANY TAX-MANAGED REAL ASSETS	0	99.050	99.050
**D	HEXAVEST EAFE EQUITY FUND	0	20.186	20.186
**D	HEXAVEST ACWI EQUITY FUND	0	139.495	139.495
**D	HEXAVEST WORLD EQUITY FUND	0	293.112	293.112
**D	TRANSAMERICA INTERNATIONAL STOCK	0	167.093	167.093
**D	TRANSAMERICA JPMORGAN TACTICAL ALLOCATION VP	0	29.530	29.530
**D	TRANSAMERICA INTERNATIONAL EQUITY INDEX VP	0	44.077	44.077
**D	BMO GLOBAL LOW VOLATILITY EQUITY FUND	0	215.031	215.031
**D	TRANSAMERICA GLOBAL EQUITY	0	19.334	19.334
**D	BMO ALTERNATIVE STRATEGIES FUND	0	9.192	9.192
**D	HOUSTON MUNICIPAL EMPLOYEES PENSION SYSTEM	0	101.600	101.600
**D	ICON INTERNATIONAL EQUITY FUND	0	20.259	20.259
**D	TANGERINE BALANCED INCOME PORTFOLIO	0	132.741	132.741
**D	TANGERINE BALANCED PORTFOLIO	0	127.058	127.058
**D	TANGERINE BALANCED GROWTH PORTFOLIO	0	143.880	143.880
**D	TANGERINE EQUITY GROWTH PORTFOLIO	0	108.096	108.096
**D	MAINSTAY VP CUSHING RENAISSANCE ADVANTAGE PORTFOLIO	0	488.599	488.599
**D	MASSMUTUAL SELECT BLACKROCK GLOBAL ALLOCATION FUND	0	1.089.051	1.089.051
**D	TRANSAMERICA BLACKROCK GLOBAL ALLOCATION VP	0	29.169	29.169
**D	MERCER GLOBAL LOW VOLATILITY EQUITY FUND	0	130.476	130.476
**D	MM MSCI EAFE INTERNATIONAL INDEX FUND	0	386.423	386.423
**D	GMO INVESTMENTS ICNAV/ GMO CLIMATE CHANGE INVESTMENT	0	298.591	298.591
**D	GMO CLIMATE CHANGE FUND	0	10.187.813	10.187.813
**D	GMO INTERNATIONAL EQUITY FUND	0	151.670	151.670
**D	GMO TAX-MANAGED INTERNATIONAL EQUITIES FUND	0	66.231	66.231
**D	RUSSELL INVESTMENT COMPANY IV PLC	0	820.536	820.536
**D	RUSSELL INVESTMENT COMPANY PLC	0	126.765	126.765
**D	JNL/ALLIANCEBERNSTEIN DYNAMIC ASSET ALLOCATION FUND	0	32.081	32.081
**D	JNL/BOSTON PARTNERS GLOBAL LONG SHORT EQUITY FUND	0	663.970	663.970
**D	JNL/LAZARD INTERNATIONAL STRATEGIC EQUITY FUND	0	309.642	309.642
**D	JNL/WELTON CAPITAL EUROPEAN 30 FUND	0	62.964	62.964
**D	JNL/WELTON CAPITAL MSCI WORLD INDEX FUND	0	517.500	517.500
**D	SUNAMERICA SERIES TRUST - SA FIDELITY INST AM INT GROWTH	0	705.394	705.394
**D	OPENWORLD PUBLIC LIMITED COMPANY	0	128.866	128.866
**D	RUSSELL INVESTMENT COMPANY V PLC	0	35.490	35.490
**D	RUSSELL INVESTMENTS INSTITUTIONAL FUNDS PLC	0	103.963	103.963
**D	MULTI-STYLE, MULTI-MANAGER FUNDS PLC	0		

lll

B

LISTA ESITO DELLE VOTAZIONE

Oggetto: Piano 2020 di incentivazione di lungo termine destinato al management di Enel S.p.A. e/o di società da questa controllate ai sensi dell'art. 2359 del codice civile.
FAVOREVOLI

Badge	Ragione Sociale	Proprio	Delega	Totale
**D	STATE STREET GLOBAL ALL CAP EQUITY EX-US INDEX PORTFOLIO	0	739.565	739.565
**D	STATE STREET INTERNATIONAL DEVELOPED EQUITY	0	2.046.180	2.046.180
**D	NEBRASKA PUBLIC EMPLOYEES RETIREMENT SYSTEMS	0	962.612	962.612
**D	CISCO SYSTEMS FOUNDATION	0	29.483	29.483
**D	INVESCO GLOBAL TARGETED RETURNS FUND	0	6.162	6.162
**D	INVESCO GLOBAL MARKET NEUTRAL FUND	0	1.455	1.455
**D	INVESCO GLOBAL CORE EQUITY FUND	0	1.827.025	1.827.025
**D	LOS ANGELES COUNTY EMPLOYEES RETIREMENT ASSOCIATION	0	3.430.675	3.430.675
**D	INTERNATIONALE KAPITALANLAGESELLSCHAFT MEH FOR DC	0	1.020.212	1.020.212
**D	SPDR PORTFOLIO MSCI GLOBAL STOCK MARKET ETF	0	30.509	30.509
**D	SPDR MSCI EAFE STRATEGICFACTORS ETF	0	111.842	111.842
**D	SPDR MSCI WORLD STRATEGICFACTORS ETF	0	2.134	2.134
**D	HARTFORD MULTIFACTOR DEVELOPED MARKETS	0	798.886	798.886
**D	HARTFORD MULTIFACTOR LOW VOLATILITY	0	4.044	4.044
**D	LAZARD GLOBAL INVESTMENT FUNDS PUBLIC LIMITED	0	1.101.909	1.101.909
**D	MARYLAND STATE RETIREMENT & PENSION SYSTEM	0	946.985	946.985
**D	RUSSELL INV MULTI-ASSET FACTOR EXPOSURE FUND	0	92.604	92.604
**D	ALLIANZ GLOBAL INVESTORS GMBH FOR CONVEST 21 VL	0	273.462	273.462
**D	ALLIANZ GLOBAL INVESTORS GMBH FOR FONDIS	0	186.435	186.435
**D	ALLIANZ GLOBAL INVESTORS GMBH FOR ALLIANZ VERM. EUROPA	0	1.322.077	1.322.077
**D	ALLIANZ GLOBAL INVESTORS GMBH FOR PREMIUMMANDAT	0	31.421	31.421
**D	ALLIANZ GLOBAL INVESTORS GMBH FOR ALLIANZ STRAT.	0	1.783.614	1.783.614
**D	ALLIANZ GLOBAL INVESTORS GMBH FOR ALLIANZ FLEXI	0	949.490	949.490
**D	THE PRUDENTIAL INSURANCE COMPANY OF AMERICA	0	647.749	647.749
**D	PRUDENTIAL TRUST CO MASTER COMMINGLED INV F FOR TAX EXEMPT	0	205.496	205.496
**D	MDPIM INTERNATIONAL EQUITY INDEX POOL	0	371.148	371.148
**D	MDPIM INTERNATIONAL EQUITY INDEX POOL	0	734.000	734.000
**D	MD EQUITY FUND	0	69.800	69.800
**D	MD INTERNATIONAL VALUE FUND	0	65.800	65.800
**D	MERCER INTERNATIONAL EQUITY FUND	0	79.073	79.073
**D	MERCER INTERNATIONAL EQUITY FUND	0	50.300	50.300
**D	MGI FUNDS PLC	0	1.741.099	1.741.099
**D	MERCER QIF CCF	0	4.132.198	4.132.198
**D	MERCER GLOBAL EQUITY ALL COUNTRY WORLD INDEX FUND	0	82.300	82.300
**D	MERCER GLOBAL EQUITY FUND	0	617.921	617.921
**D	MERCER GLOBAL EQUITY FUND	0	430.300	430.300
**D	MGI FUNDS PLC	0	486.500	486.500
**D	MGI FUNDS PLC	0	269.000	269.000
**D	GTRAA PANTHER FUND L.P	0	37.963	37.963
**D	MERCER QIF CCF	0	3.525.109	3.525.109
**D	MERCER UCITS COMMON CONTRACTUAL FUND	0	2.700.458	2.700.458
**D	MERCER UCITS COMMON CONTRACTUAL FUND	0	219.953	219.953
**D	LM FUND LP	0	13.044	13.044

EP

4066

LISTA ESITO DELLE VOTAZIONE

Oggetto: Piano 2020 di incentivazione di lungo termine destinato al management di Enel S.p.A. e/o di società da questa controllate ai sensi dell'art. 2359 del codice civile.
FAVOREVOLI

Badge	Ragione Sociale	Proprio	Delega	Totale
**D	STATE OF MONTANA BOARD OF INVESTMENTS	0	397.063	397.063
**D	RUSSELL COMMON CONTRACTUAL FUND	0	21.914	21.914
**D	NORTHERN GRUUMAN CORPORATION VEGA MASTER TRUST I	0	26.125	26.125
**D	STATE OF NEW JERSEY COMMON PENSION FUND D	0	4.205.775	4.205.775
**D	ONTARIO TEACHERS PENSION PLAN BOARD	0	418.400	418.400
**D	NEW SHIPS, INC. PENSION MASTER TRUST	0	814.350	814.350
**D	LAZARD GLOBAL EQUITY INCOME FUND	0	60.226	60.226
**D	LAZARD GLOBAL BALANCED INCOME FUND	0	3.190	3.190
**D	COSMOPOLITAN INVESTMENT FUND	0	60.284	60.284
**D	INTERNATIONALE KAPITALANLAGEGESELLSCHAFT MEH FOR PEKA	0	75.318	75.318
**D	SACRAMENTO COUNTY EMPLOYEES RETIREMENT SYSTEM	0	1.692.847	1.692.847
**D	PINCO FUNDS GLOBAL INVESTORS SERIES PLC	0	372.002	372.002
**D	PRINCIPAL EX-TRADED FUNDS-PRINC INT MUL-FACT CORE INDEX ETF	0	12.222	12.222
**D	PGIM FUNDS PUBLIC LIMITED COMPANY	0	76.611	76.611
**D	PRINCIPAL LIFE INSURANCE COMPANY	0	3.265.549	3.265.549
**D	PACIFIC SELECT FUND -PD INTERNATIONAL LARGE-CAP PORTFOLIO	0	209.397	209.397
**D	PACIFIC SELECT FUND-INTERNATIONAL EQUITY INCOME PORTFOLIO	0	271.909	271.909
**D	STICHTING PENSIOENFONDS WERK- EN (RE)INTEGRATIE	0	1.396.666	1.396.666
**D	BMO INVESTMENTS (IRELAND) PLC	0	127.864	127.864
**D	THE UNIVERSITY OF HONG KONG	0	50.535	50.535
**D	DWS INVESTMENT GMBH FOR DEAM-FONDS FES	0	70.000	70.000
**D	DWS INVESTMENT GMBH FOR DEAM-FONDS PPC GEQ	0	14.669	14.669
**D	DWS INVESTMENT GMBH FOR DEAM-FONDS RKBS	0	15.000	15.000
**D	DWS INVESTMENT GMBH FOR DEAM-FONDS BW GERMANY	0	21.807	21.807
**D	DWS INVESTMENT GMBH FOR DEAM FONDS BEB1	0	150.400	150.400
**D	DWS INVESTMENT GMBH FOR GCB PENSION FUND GERMANY	0	25.413	25.413
**D	DWS INVESTMENT GMBH FOR OP- FONDS WFF	0	11.504	11.504
**D	DWS INVESTMENT GMBH FOR DEAM FONDS PMB 1	0	2.400	2.400
**D	DWS INVESTMENT GMBH FOR DEAM FONDS DKX 1	0	20.000	20.000
**D	DWS INVESTMENT GMBH FOR DEUTSCHE LNM	0	60.000	60.000
**D	DWS INVESTMENT GMBH FOR DEAM FONDS RHEIN	0	124.000	124.000
**D	DWS INVESTMENT GMBH FOR DEAM FONDS KLILLI	0	3.500	3.500
**D	DWS INVESTMENT GMBH FOR DEAM FONDS SLM 1	0	170.000	170.000
**D	DWS INVESTMENT GMBH FOR DEAM FONDS LHG 1	0	81.700	81.700
**D	DWS INVESTMENT GMBH FOR DEAM FONDS PMF 1	0	60.000	60.000
**D	DWS INVESTMENT GMBH FOR DEAM FONDS PSF 1	0	8.525	8.525
**D	DWS INVESTMENT GMBH FOR DEAM FONDS SC5M	0	3.215	3.215
**D	DWS INVESTMENT GMBH FOR DEAM FONDS STK	0	10.200	10.200
**D	DWS INVESTMENT GMBH FOR STIFTUNGSFONDS SVC 1	0	25.017	25.017
**D	DWS INVESTMENT GMBH FOR DEAM FONDS LM1	0	12.500	12.500
**D	DWS INVESTMENT GMBH FOR DEUTSCHE BERGBURG 15	0	100.000	100.000
**D	DWS INVESTMENT GMBH FOR DEAM-FONDS CPT	0	71.000	71.000
**D	DWS INVESTMENT GMBH FOR DEUTSCHE RRL7	0	13.283	13.283

EP

relat

LISTA ESITO DELLE VOTAZIONI

Oggetto: Piano 2020 di incentivazione di lungo termine destinato al management di Enel S.p.A. e/o di società da questa controllate ai sensi dell'art. 2359 del codice civile.
FAVOREVOLI

Badge	Ragione Sociale	Proprio	Delega	Totale
**D	PANAGORA DYNAMIC GLOBAL EQUITY (EX TOBACCO) FUND	0	10.599	10.599
**D	THRIVENT MODERATE ALLOCATION PORTFOLIO	0	100.247	100.247
**D	THRIVENT MODERATELY AGGRESSIVE ALLOCATION PORTFOLIO	0	28.739	28.739
**D	THRIVENT AGGRESSIVE ALLOCATION PORTFOLIO	0	11.083	11.083
**D	THRIVENT MODERATE ALLOCATION FUND	0	18.115	18.115
**D	THRIVENT MODERATELY AGGRESSIVE ALLOCATION FUND	0	35.260	35.260
**D	THRIVENT AGGRESSIVE ALLOCATION FUND	0	10.006	10.006
**D	THRIVENT PARTNER WORLDWIDE ALLOCATION FUND	0	437.031	437.031
**D	THRIVENT PARTNER WORLDWIDE ALLOCATION PORTFOLIO	0	801.406	801.406
**D	THRIVENT BALANCED INCOME PLUS FUND	0	45.084	45.084
**D	THRIVENT BALANCED INCOME PLUS PORTFOLIO	0	53.964	53.964
**D	THRIVENT GLOBAL STOCK FUND	0	653.459	653.459
**D	THRIVENT LOW VOLATILITY EQUITY FUND	0	12.583	12.583
**D	THRIVENT GLOBAL STOCK PORTFOLIO	0	381.764	381.764
**D	THRIVENT LOW VOLATILITY EQUITY PORTFOLIO	0	19.480	19.480
**D	THRIVENT CORE INTERNATIONAL EQUITY FUND	0	897.238	897.238
**D	THRIVENT DIVERSIFIED INCOME PLUS FUND	0	71.785	71.785
**D	THRIVENT DIVERSIFIED INCOME PLUS PORTFOLIO	0	55.182	55.182
**D	THRIVENT INTERNATIONAL INDEX PORTFOLIO	0	13.576	13.576
**D	RUSSELL INVESTMENTS YIELD OPPORTUNITIES POOL	0	6.441	6.441
**D	RUSSELL INVESTMENTS GLOBAL INFRASTRUCTURE POOL	0	2.088.326	2.088.326
**D	RUSSELL INVESTMENTS OVERSEAS EQUITY POOL	0	164.035	164.035
**D	RUSSELL INVESTMENTS MULTI-FACTOR INTERNATIONAL EQUITY	0	11.544	11.544
**D	RUSSELL INVESTMENTS OVERSEAS EQUITY FUND	0	87.651	87.651
**D	RUSSELL INVESTMENTS OVERSEAS EQUITY FUND	0	1.269.067	1.269.067
**D	HONG KONG SPECIAL ADMINISTRATIVE REGION GOVERNMENT	0	327.158	327.158
**D	GOV OF HM THE SULTAN AND YANG DI-PERTUAN OF BRUNEI DARUSSALAM	0	75.070	75.070
**D	HOME AFFAIRS UNIFORMED SERVICES. (INVEST FUND)	0	866.837	866.837
**D	FOLKSAM OMSËSIDIG LIVFORSÅKRING	0	345.984	345.984
**D	BANK OF KOREA	0	31.426	31.426
**D	KPA LIVFORSÅKRING AB (PUBL)	0	1.563.694	1.563.694
**D	KPA PENSIONSFRSÅKRING AB (PUBL)	0	150.629	150.629
**D	KONSUMENTKOOPERATIONENS PENSIONSSTIFTELSE	0	141.092	141.092
**D	BIMCOR GLOBAL EQUITY POOLED FUND	0	2.423.308	2.423.308
**D	ALBERTA INVESTMENT MANAGEMENT CORPORATION	0	65.003	65.003
**D	GOVERNMENT OF THE REPUBLIC OF SINGAPORE	0	674.481	674.481
**D	SCOTIA PRIVATE INTERNATIONAL EQUITY POOL	0	61.013	61.013
**D	DESJARDINS DEVEL EX-USA EX-CANADA MULTIF - CONTROLLED VOL ETF	0	13.024	13.024
**D	BANK OF KOREA	0	2.066	2.066
**D	BANK OF KOREA	0	168.800	168.800
**D	BANK SINOPAC AMCO CATHAY GLOBAL INFRASTRUCTURE FUND	0	846.268	846.268
**D	STATE STREET IRELAND UNIT TRUST	0	824.879	824.879
**D	SSGA SPDR ETF EUROPE I PUBLIC LIMITED COMPANY	0	3.513.425	3.513.425
**D	SSGA SPDR ETF EUROPE II PUBLIC LIMITED COMPANY	0		

EA

268

LISTA ESITO DELLE VOTAZIONE

Oggetto: Piano 2020 di incentivazione di lungo termine destinato al management di Enel S.p.A. e/o di società da questa controllate ai sensi dell'art. 2359 del codice civile.
FAVOREVOLI

Badge	Ragione Sociale	Proprio	Delega	Totale
**D	SIR DAVID TRENCH FUND FOR RECREATION	0	24.197	24.197
**D	SUNSUPER SUPERANNATION FUND	0	492.201	492.201
**D	CALIFORNIA PUBLIC EMPLOYEES RETIREMENT SYSTEM	0	10.749.659	10.749.659
**D	DELTASHARES S+P INTERNATIONAL MANAGED RISK ETF	0	18.663	18.663
**D	CALIFORNIA STATE TEACHERS RETIREMENT SYSTEM	0	26.147.957	26.147.957
**D	TEACHER RETIREMENT SYSTEM OF TEXAS	0	10.847.822	10.847.822
**D	DWS INVESTMENT GMBH FOR DEAM-FONDS PG EQ	0	194.727	194.727
**D	AXA INV MAN SCHWEIZ AG OBO AXA (CH) STRAT FD - GLOBAL EQ CHF	0	16.927	16.927
**D	AXA SWISS INSTITUTIONAL FUND - EQUITIES GLOBAL EX	0	19.299	19.299
**D	DWS INVESTMENT GMBH FOR DEAM-FONDS MASP	0	35.000	35.000
**D	MERCK CAPITAL ASSET MANAGEMENT LIMITED	0	290.991	290.991
**D	DWS INVESTMENT GMBH FOR DEAM FONDS FEDE	0	35.167	35.167
**D	PINEBRIDGE GLOBAL FUNDS	0	82.661	82.661
**D	METZLER ASSET MANAGEMENT GMBH FOR MI-FONDS 415	0	595.120	595.120
**D	ALLIANZ GLOBAL INVESTORS GMBH FOR ALLIANZGI-FONDS HPT	0	17.346	17.346
**D	DWS INVESTMENT GMBH FOR DEAM-FONDS GSK 1	0	102.946	102.946
**D	UNITED GLOBAL DIVIDEND EQUITY FUND	0	794	794
**D	HONG KONG HOUSING SOCIETY	0	88.197	88.197
**D	UNITED INCOME FOCUS TRUST	0	49.518	49.518
**D	UBS (IRL) ETF PLC	0	273.996	273.996
**D	SO CA UFCW UNIONS AND FOOD EMPLOYERS JOINT PENSION TRUST	0	404.521	404.521
**D	UNITED FOOD AND COMM WORKERS INT UNION-INDUSTRY	0	399.000	399.000
**D	ALLIANZ GLOBAL INVESTORS GMBH FOR ALLIANZGI-FONDS VDB	0	137.069	137.069
**D	VANGUARD FTSE DEVELOPED EUROPE INDEX ETF	0	25.972	25.972
**D	HEB SAVINGS & RETIREMENT PLAN TRUST	0	12.019	12.019
**D	THE WELLINGTON TR COM NATIONAL ASS MULT COLLECT INV F	0	513.084	513.084
**D	THE WELLINGTON TR CO NAT ASS MULT C TR F TR, OFFPORT EQ PTF	0	26.445	26.445
**D	THE WELLINGTON TR CO NAT ASS MULT COMM, ENDURING ASSETS PTF	0	1.038.917	1.038.917
**D	WELLINGTON TR CO NAT ASS MULT COM TR F TR DAILY END ASS PTF	0	673.656	673.656
**D	WELLINGTON TR CO NAT ASS MULT COMM TR FD TR GLB MAN RISK PORT	0	120.424	120.424
**D	THE WELLINGTON TR CO NAT ASS MULT COLLECTIVE INV F TRUST	0	104.902	104.902
**D	WISDOMTREE ISSUER PUBLIC LIMITED COMPANY	0	127.642	127.642
**D	WSIB INVESTMENTS (PUBLIC EQUITIES) POOLED FUND TRUST	0	1.717.559	1.717.559
**D	DIVERSIFIED MARKETS (2010) POOLED FUND TRUST	0	15.025	15.025
**D	WASHINGTON STATE INVESTMENT BOARD	0	5.468.447	5.468.447
**D	WISDOMTREE DYNAMIC CURRENCY HEDGED INTRNL EQUITY FUND	0	165.300	165.300
**D	WISDOMTREE INTERNATIONAL HIGH DIVIDEND FUND	0	350.983	350.983
**D	WISDOMTREE INTERNATIONAL EQUITY FUND	0	542.893	542.893
**D	WISDOMTREE GLOBAL HIGH DIVIDEND FUND	0	36.316	36.316
**D	WISDOMTREE INTERNATIONAL DIVIDEND EX-	0	232.392	232.392
**D	WISDOMTREE INTERNATIONAL LARGE CAP DIVIDEND	0	477.602	477.602
**D	NEW YORK STATE TEACHERS RETIREMENT SYSTEM	0	5.266.045	5.266.045
**D	NEW YORK STATE TEACHERS RETIREMENT SYSTEM	0	2.684.235	2.684.235

ER

llp

LISTA ESITO DELLE VOTAZIONE

Oggetto: Piano 2020 di incentivazione di lungo termine destinato al management di Enel S.p.A. e/o di società da questa controllate ai sensi dell'art. 2359 del codice civile.
FAVOREVOLI

Badge	Ragione Sociale	Proprio	Delega	Totale
**D	PENSIONFONDS METALL OFF	0	20.007	20.007
**D	BMO GLOBAL GROWTH + INCOME FUND	0	523.956	523.956
**D	BMO INTERNATIONAL EQUITY FUND	0	563.220	563.220
**D	PRUDENTIAL BANK AND TRUST FSB	0	249.809	249.809
**D	PRUDENTIAL RETIREMENT INSURANCE AND ANNUITY COMPANY	0	227.600	227.600
**D	PRUDENTIAL RETIREMENT INSURANCE AND ANNUITY COMPANY	0	1.548.974	1.548.974
**D	PRUDENTIAL RETIREMENT INSURANCE AND ANNUITY COMPANY	0	248.616	248.616
**D	VALLSBERG FUND LLC	0	48.476	48.476
**D	VALLSBERG FUND LLC	0	32.540	32.540
**D	WELLINGTON MANAGEMENT FUNDS (IRELAND) PLC	0	1.330.209	1.330.209
**D	MANULIFE ASSET MANAGEMENT INTERNATIONAL EQUITY	0	323.619	323.619
**D	INVESCO GLOBAL LOW VOLATILITY EQUITY YIELD FUND	0	104.448	104.448
**D	ZURICH INVEST ICAV	0	739.292	739.292
**D	SS BK AND TRUST COMPANY INV FUNDS FOR TAXEXEMPT	0	35.577.363	35.577.363
**D	SSGA ACWI INTEGR ALPHA SELECT NON-LENDING QP COMMON	0	30.931	30.931
**D	SSGA FTSE RAFI DEVELOPED 1000 INDEX NON-LENDING COMMON	0	70.678	70.678
**D	SS FTSE DEV COMPREHENSIVE FACTOR IND NON-	0	37.993	37.993
**D	STATE STREET SP GLO INFRA INDEX NON-LENDING COMMON	0	1.569.393	1.569.393
**D	STATE STREET RAFI DEVELOP EX-US INDEX NON-LENDING COMMON	0	27.144	27.144
**D	SSGA ALL COUNTRY W EX-US INTEGR ALPHA SEL NON-LEND COMM TR F	0	130.632	130.632
**D	SSGA MSCI EUROPE SCREENED INDEX NON-LENDING COMMON	0	805.242	805.242
**D	MSCI EAFE PROV SCREENED INDEX NON - LENDING COMMON TR	0	151.534	151.534
**D	STATE STREET TOTAL RETURN V.I.S. FUND	0	23.292	23.292
**D	THE AB PORTFOLIOS - AB ALL MARKET TOTAL RETURN PORTFOLIO	0	195.283	195.283
**D	THE AB PORTFOLIOS - AB CONSERVATIVE WEALTH STRATEGY	0	36.979	36.979
**D	DB VERMOEGENFONDSMANDAT	0	105.100	105.100
**D	STATE STREET GLOBAL ADVISORS LUXEMBOURG SICAV	0	4.245.289	4.245.289
**D	COHEN AND STEERS SICAV (LUXEMBOURG)	0	7.863	7.863
**D	DB X-TRACKERS	0	29.539.205	29.539.205
**D	DEUTSCHE AM MULTI ASSET PIR FUND	0	1.251.173	1.251.173
**D	DEUTSCHE INVEST II	0	1.316.057	1.316.057
**D	DWS INVEST	0	136.663	136.663
**D	DWS FIXED MATURITY	0	521.448	521.448
**D	DWS INVESTMENT S.A. FOR ZURICH GLOBAL EQUITY	0	18.904	18.904
**D	DWS INVESTMENT S.A. FOR DWS CONCEPT DJE RESPONSIBLE INVEST	0	98.000	98.000
**D	DEUTSCHE ASSET MNGM S.A. FOR VERM FLEXIBEL (80./ . TEILGESCH)	0	15.171	15.171
**D	DWS INVESTMENT S.A. FOR DWS VERMOEGENSMANDAT-	0	15.621	15.621
**D	DWS INVESTMENT S.A. FOR DWS VERMOEGENSMANDAT-	0	784.838	784.838
**D	DWS INVESTMENT S.A. FOR DWS MULTI ASSET INCOME KONTROLLIERT	0	1.102.202	1.102.202
**D	DWS INVESTMENT S.A. FOR DWS MULTI ASSET INCOME KONTROLLIERT	0	153.039	153.039
**D	DWS INVESTMENT S.A. FOR ARERO - DER WELTFONDS	0	1.255.327	1.255.327
**D	UBS ETF	0	3.418.228	3.418.228
**D	UBS ETF	0		

ETC

elso

LISTA ESITO DELLE VOTAZIONI

Oggetto: Piano 2020 di incentivazione di lungo termine destinato al management di Enel S.p.A. e/o di società da questa controllate ai sensi dell'art. 2359 del codice civile.
FAVOREVOLI

Badge	Ragione Sociale	Proprio	Delega	Totale
**D	UBS ETF	0	474.793	474.793
**D	UBS ETF	0	244.072	244.072
**D	UBS ETF	0	239.435	239.435
**D	UBS ETF	0	6.713	6.713
**D	UBS ETF	0	162.097	162.097
**D	UBS ETF	0	102.504	102.504
**D	UBS ETF	0	45.407	45.407
**D	UBS ETF	0	347.039	347.039
**D	UBS ETF	0	336.846	336.846
**D	UBS ETF	0	201.296	201.296
**D	UBS ETF	0	493.589	493.589
**D	UBS ETF	0	608.500	608.500
**D	UBS ETF	0	326.034	326.034
**D	UBS ETF	0	184.871	184.871
**D	TFT FOR RET MED DEN & LIFE INS PL OF THE ARMY&AIR FORCE EX SRV	0	2.168.260	2.168.260
**D	THE RETIREMENT ANN PL FOR EMPL OF THE ARMY&AIR FORCE EX	0	15.497.357	15.497.357
**D	ABERDEEN SELECT INTERNATIONAL EQUITY FUND	0	7.199.309	7.199.309
**D	RUSSELL INVESTMENT COMPANY II PLC	0	20.847	20.847
**D	STATE STREET INTERNATIONAL STOCK SELECTION FUND	0	1.507.975	1.507.975
**D	SANFORD C. BERNSTEIN FUND, INC. - INTERNATIONAL	0	1.258.863	1.258.863
**D	LAZARD INTERNATIONAL STRATEGIC EQUITY PORTFOLIO	0	108.022	108.022
**D	LAZARD INTERNATIONAL EQUITY PORTFOLIO	0	1.773.213	1.773.213
**D	GLOBAL INTREPID - CANADA FUND	0	11.939.566	11.939.566
**D	IEM 401K PLUS PLAN	0	7.031.719	7.031.719
**D	AMERICAN AIRLINES INC., MASTER FIXED BENEFIT PENSION TRUST	0	3.765.318	3.765.318
**D	GENERAL CONFERENCE CORPORATION OF SEVENTH DAY	0	7.999.819	7.999.819
**D	STATE OF ALASKA RETIREMENT AND BENEFITS PLANS	0	81.288	81.288
**D	COLLEGE RETIREMENT EQUITIES FUND	0	113.109	113.109
**D	COLLEGE RETIREMENT EQUITIES FUND	0	938.936	938.936
**D	TIIA-CREF INTERNATIONAL EQUITY INDEX FUND	0	1.103.926	1.103.926
**D	TIIA - CREF LIFE FUNDS - INTERNATIONAL EQUITY FUND	0	289.699	289.699
**D	CONAGRA FOODS MASTER PENSION TRUST	0	136.412	136.412
**D	PACE INTERNATIONAL EQUITY INVESTMENTS	0	153.552	153.552
**D	RUSSELL INVESTMENT COMPANY - RUSSELL INTERN DEVELOPED MKT	0	669.953	669.953
**D	MERCY HEALTH	0	105.249	105.249
**D	MASSACHUSETTS LABORERS PENSION FUND	0	62.900	62.900
**D	BOSTON RETIREMENT SYSTEM	0	578.188	578.188
**D	VALIC COMPANY I - INTERNATIONAL EQUITIES INDEX FUND	0	5.256.054	5.256.054
**D	VALIC COMPANY I - GLOBAL STRATEGY FUND	0	198.232	198.232
**D	FONDATION LUCIE ET ANDRE CHAGNON	0	2.303.290	2.303.290
**D	BRIGHTHOUSE FUNDS TRUST II - METLIFE MSCI EAFE INDEX PTF	0	4.614.700	4.614.700
**D	STATE OF MINNESOTA	0	1.191.688	1.191.688
**D	RUSSELL INVESTMENT FUNDS INTERNATIONAL DEVELOPED MARKETS	0	1.238.100	1.238.100
**D	ALAMEDA COUNTY EMPLOYEES' RETIREMENT ASSOCIATION	0		
**D	TRANSAMERICA INTERNATIONAL GROWTH	0		
**D	MERCER NON-US CORE EQUITY FUND	0		
**D	MERCER NON-US CORE EQUITY FUND	0		

EM

LISTA ESITO DELLE VOTAZIONE

Oggetto: Piano 2020 di incentivazione di lungo termine destinato al management di Enel S.p.A. e/o di società da questa controllate ai sensi dell'art. 2359 del codice civile. FAVOREVOLI

Badge	Regione Sociale	Proprio	Delega	Totale
**D	JOHN HANCOCK LIFE AND HEALTH INSURANCE COMPANY	0	435.033	435.033
**D	TRANSAMERICA GREYSTONE INTERNATIONAL	0	1.899.400	1.899.400
**D	SPDR MSCI ACWI EX-US ETF	0	485.660	485.660
**D	SPDR S&P GLOBAL INFRASTRUCTURE ETF	0	1.376.623	1.376.623
**D	SPDR FORTIFOLIO DEVELOPED WORLD EX-US ETF	0	1.996.960	1.996.960
**D	ORANGE COUNTY EMPLOYEES RETIREMENT SYSTEM	0	1.265.604	1.265.604
**D	MORGAN STANLEY INSTITUTIONAL FD TR - GLOBAL STRATEGIST FIF	0	33.642	33.642
**D	MORGAN STANLEY VAR INS FUND, INC. GLOBAL STRATEGIST PORTFOLIO	0	4.573	4.573
**D	STATE OF MONTANA BOARD OF INVESTMENTS	0	120.941	120.941
**D	EUROPE INVESTMENT FUND	0	116.464	116.464
**D	WELLINGTON DIVERSIFIED INFLATION HEDGES FUND	0	116.049	116.049
**D	MERCY HEALTH RETIREMENT TRUST	0	145.652	145.652
**D	TRUTH INITIATIVE FOUNDATION	0	18.774	18.774
**D	MAJOR LEAGUE BASEBALL PLAYERS PENSION PLAN	0	349.600	349.600
**D	ULTRA SERIES FUND-INTERNATIONAL STOCK FUND	0	74.132	74.132
**D	MADISON INTERNATIONAL STOCK FUND	0	45.412	45.412
**D	SPDR STOXX EUROPE 50 ETF	0	140.061	140.061
**D	SPDR DJ EURO STOXX 50 ETF	0	4.902.284	4.902.284
**D	INTERNATIONAL ALPHA SELECT COMMON TRUST FUND	0	160.757	160.757
**D	COMMON TRUST ITALY FUND	0	7.779.930	7.779.930
**D	WORLD INDEX OLUS SECURITIES LENDING COMMON TRUST FUND	0	100.130	100.130
**D	NATWEST TR AND DEP SERV LTD AS TRUSTEE O LF PRUD EURO QIS FD	0	241.126	241.126
**D	SPDR S+P WORLD EX AUSTRALIA FUND	0	25.700	25.700
**D	AB GLOBAL RESEARCH INSIGHTS FUND	0	121.450	121.450
**D	ARGO GLOBAL LISTED INFRASTRUCTURE LIMITED	0	152.563	152.563
**D	RUSSELL INVESTMENTS LOW CARBON GLOBAL SHARES FUND	0	88.919	88.919
**D	EMERGENCY SERVICES SUPERANNUATION SCHEME	0	37.677	37.677
**D	FIRST STATE SUPERANNUATION SCHEME	0	360.681	360.681
**D	FIRST STATE SUPERANNUATION SCHEME	0	1.078.242	1.078.242
**D	RUSSELL INVESTMENTS TAX EFFECTIVE GLOBAL SHARES FUND	0	176.844	176.844
**D	RUSSELL INVESTMENTS GLOBAL LISTED INFRASTRUCTRE FUND -	0	300.134	300.134
**D	PINNACLE BNY MELLON GLOBAL INFRASTRUCTURE YIELD	0	84.257	84.257
**D	STATE STREET GLOBAL EQUITY FUND	0	200.832	200.832
**D	STATE STREET LOW CARBON ESG INTERNATIONAL	0	13.647	13.647
**D	AXA IM SUSTAINABLE EQUITY FUND	0	12.000	12.000
**D	RETAIL EMPLOYEES SUPERANNUATION TRUST	0	924.886	924.886
**D	REST AB TRUST	0	846.108	846.108
**D	INTERNATIONAL ECQUITIES SECTOR TRUST	0	11.420	11.420
**D	SUNSUPER SUPERANNUATION FUND	0	2.691.331	2.691.331
**D	UBS IQ MSCI WORLD EX AUSTRALIA ETHICAL ETF	0	25.114	25.114
**D	UBS IQ MSCI EUROPE ETHICAL ETF	0	5.221	5.221
**D	VFMC INTERNATIONAL EQUITY TRUST 1	0	7.764	7.764
**D	VFMC INTERNATIONAL EQUITY TRUST 2	0	16.522	16.522

252

27

LISTA ESITO DELLE VOTAZIONI

Objetto: Piano 2020 di incentivazione di lungo termine destinato al management di Enel S.p.A. e/o di società da questa controllate ai sensi dell'art. 2359 del codice civile.
FAVOREVOLI

Badge	Ragione Sociale	Proprio	Delega	Totale
**D	STATE STREET GLOBAL INDEX PLUS TRUST	0	124.414	124.414
**D	RUSSELL INVESTMENTS INTERNATIONAL SHARES FUND	0	46.644	46.644
**D	STATE STREET INTERNATIONAL EQUITIES INDEX TRUST	0	257.258	257.258
**D	BLACKROCK AM SCHWEIZ AG OBO BIFS WORLD EX SWITZ EQ	0	178.641	178.641
**D	PEOPLE'S BANK OF CHINA	0	5.740.065	5.740.065
**D	FLOURISH INVESTMENT CORPORATION	0	2.076.420	2.076.420
**D	PEOPLE'S BANK OF CHINA	0	2.991.158	2.991.158
**D	BEST INVESTMENT CORPORATION	0	5.433.529	5.433.529
**D	THE TRUSTEES OF BP PENSION FUND	0	1.311.144	1.311.144
**D	NEW AIRWAYS PENSION SCHEME	0	2.714.875	2.714.875
**D	IFML VITALITY FUNDS - IFML VITALITY MULTI-ASSET INCOME FUND	0	7.145	7.145
**D	FIRSTRAND BANK LIMITED ATF THE INVESTEC WORLDWIDE	0	14.237	14.237
**D	THE TRUSTEES OF CONOCOPHILIPS PENSION PLAN	0	130.547	130.547
**D	FAMILY INVESTMENTS CHILD TRUST FUND	0	229.557	229.557
**D	FAMILY INVESTMENTS GLOBAL ICVC FAMILY BALANCED INT FUND	0	148.141	148.141
**D	NOTTINGHAMSHIRE COUNTY COUNCIL PENSION FUND	0	455.757	455.757
**D	HSBC AS TRUSTEE FOR SSGA EUROPE EX UK EQUITY TRACKER FUND	0	7.272.268	7.272.268
**D	NATWEST TRU+DEP SERV LTD AT OF ST JAMES'S PL ALT ASS UN TR	0	1.196.419	1.196.419
**D	NATWEST TRU+DEP SERV LTD ATO ST. JAMES'S PL GR EURO PROG UT TR	0	2.408.024	2.408.024
**D	NATWEST TRU+DEP SERV LTD ATO ST. JAMES'S PL BAL MANAGED UN TR	0	5.948.632	5.948.632
**D	NATWEST TRU+DEP SERV LTD ATO ST. JAMES'S PL CONT EURO UN TR	0	1.239.290	1.239.290
**D	NATWEST TRU+DEP SERV LTD ATO ST. JAMES'S PL GL EQ UN TR	0	13.431.446	13.431.446
**D	THE TRUSTEES OF THE GE UK PENSION COMMON INVESTMENT	0	364.073	364.073
**D	NATWEST TRU+DEP SERV LTD ATO ST. JAMES'S PL MULTI ASS UN TR	0	313.447	313.447
**D	MANAGED PENSION FUNDS LIMITED	0	5.323.114	5.323.114
**D	THE TRUSTEES OF STAGECOACH GROUP PENSION SCHEME	0	220.095	220.095
**D	THE TRUSTEES OF STAGECOACH GROUP PENSION SCHEME	0	380.200	380.200
**D	OLD MUTUAL INVESTMENT GROUP (PTY) LTD	0	11.718	11.718
**D	ALLIANZ INT INV FDS- ALLIANZ BEST STYLES GLOBAL AC EQUITY	0	78.814	78.814
**D	ALLIANZ UK+EUROPEAN INV FDS-ALLIANZ EUROPEAN EQUITY	0	70.458	70.458
**D	ALLIANZ UK + EUROPEAN INV FUNDS-ALLIANZ UK EQUITY	0	125.294	125.294
**D	HBOS INTERNATIONAL INV FUNDS ICVC- EUROPEAN FUND	0	90.000	90.000
**D	HBOS INTERNATIONAL INV FUNDS ICVC- INTERNATIONAL	0	833.105	833.105
**D	AVIVA LIFE PENSIONS UK LIMITED	0	1.682.995	1.682.995
**D	ALGEMEEN PENSIOENFONDS VAN CURACAO	0	48.143	48.143
**D	EAST RIDING PENSION FUND	0	175.766	175.766
**D	ES ALLIANCE BERNSTEIN UK OEIC - ES AS LOW VOLATILITY GIB EQ F	0	913.248	913.248
**D	ES ALLIANCEBERNSTEIN UK OEIC - ES AS LOW VOLATILITY GIB EQ F	0	902.312	902.312
**D	THE TRUSTEES OF GOLDMAN SACHS UK RETIREMENT PLAN	0	5.200	5.200
**D	M+G INVESTMENT FUNDS (1)- M+G EUROPEAN INDEX	0	18.087	18.087
**D	M+G INVESTMENT FUNDS (1)- M+G GLOBAL THEMES FUND	0	117.417	117.417
**D	M+G INVESTMENT FUNDS (10) M+G GLOBAL LISTED	0	3.656.333	3.656.333
**D		0	1.785.803	1.785.803

EP

le53

Assemblea Ordinaria del 14 maggio 2020

ENEL S.p.A.

LISTA ESITO DELLE VOTAZIONE

Oggetto: Piano 2020 di incentivazione di lungo termine destinato al management di Enel S.p.A. e/o di società da questa controllate ai sensi dell'art. 2359 del codice civile. FAVOREVOLI

Badge	Ragione Sociale	Proprio	Delega	Totale
**D	M+G INVESTMENT FUNDS (4)- M+G SUSTAINABLE MULTI	0	11.705	11.705
**D	STICHTING PHILIPS PENSIOENFONDS	0	1.300.416	1.300.416
**D	VANGUARD INVESTMENTS FUNDS ICVC - VANGUARD	0	20.190	20.190
**D	VANGUARD INV FDS ICVC-VANG FSE DEV WOR LD EX - UK EQT IND	0	1.793.118	1.793.118
**D	VANGUARD INV F ICVC-VANGUARD FTSE DEV EUROPE EX-UK EQ INDEX	0	3.275.421	3.275.421
**D	VANGUARD INV FUNDS ICVC-VANGUARD FTSE GLOB ALL CAP IND FUND	0	74.370	74.370
**D	SCOTTISH WID INV SOLS F ICVC - FDMNTL LOW VOL IND GLO EQT F	0	244.003	244.003
**D	PUBLIC AUTHORITY FOR SOCIAL INSURANCE	0	67.830	67.830
**D	SCOTTISH WIDOWS INV SOL F ICVC- FUNDAMENTAL INDEX	0	962.455	962.455
**D	INVESTEC FUNDS SERIES I- DIVERSIFIED INCOME FUND	0	1.451.348	1.451.348
**D	ARAB BANK FOR ECONOMIC DEVELOPMENT IN	0	72.022	72.022
**D	SCOTTISH WIDOWS OVERSEAS GROWTH INV F ICVC - EURO GROWTH	0	2.281.593	2.281.593
**D	SCOTTISH WIDOWS OVERSEAS GROWTH INV FUNDS ICVC-GLOBAL	0	843.665	843.665
**D	SCOTTISH WIDOWS INV SOLUTIONS F ICVC- EUROPEAN (EX UK) EQ FD	0	1.630.061	1.630.061
**D	FACE INTERNATIONAL EQUITY INVESTMENTS	0	365.995	365.995
**D	CATHOLIC ENDOWMENT FUND, LP	0	10.895	10.895
**D	MAINSTAY INTERNATIONAL OPPORTUNITIES FUND	0	74.796	74.796
**D	GMO BENCHMARK-FREE FUND	0	1.785.038	1.785.038
**D	GMO STRATEGIC OPPORTUNITIES ALLOCATION FUND	0	5.648	5.648
**D	GMO IMPLEMENTATION FUND	0	4.911.176	4.911.176
**D	PINEBRIDGE GLOBAL DYNAMIC ASSET ALLOCATION FUND LLC	0	1.232	1.232
**D	MEDIOLANUM GESTIONE FONDI SGR - FLESSIBILE FUTURO ITALIA	0	14.000.000	14.000.000
**D	MEDIOLANUM GESTIONE FONDI SGR - FLESSIBILE SVILUPPO ITALIA	0	2.000.000	2.000.000
**D	EPSILON SGR - EPSILON MULTIASET VALORE GLOBALE LUGLIO 2022	0	51.949	51.949
**D	EPSILON SGR - EPSILON MULTIASET VALORE GLOBALE MARZO 2022	0	35.584	35.584
**D	EPSILON SGR - EPSILON MULTIASET VALORE GLOBALE SETE 2021	0	70.451	70.451
**D	EPSILON SGR - EPSILON FLESSIBILE AZIONI EURO SETTEMBRE 2020	0	80.913	80.913
**D	EPSILON SGR - EPSILON QVALUE	0	18.946	18.946
**D	EPSILON SGR - EPSILON MULTIASET 3 ANNI LUGLIO 2020	0	614	614
**D	EPSILON SGR - EPSILON FLESSIBILE AZIONI EURO GIUGNO 2021	0	5.400	5.400
**D	EPSILON SGR - EPSILON MULTIASET VALORE GLOBALE GIUGNO 2021	0	162.460	162.460
**D	EPSILON SGR - EPSILON MULTIASET VALORE GLOBALE DIC 2021	0	64.081	64.081
**D	EPSILON SGR - EPSILON DLONGRUN	0	1.418	1.418
**D	EPSILON SGR - EPSILON FLESSIBILE AZIONI EURO NOVEMBRE 2020	0	58.287	58.287
**D	EPSILON SGR - EPSILON FLESSIBILE AZIONI EURO APRILE 2021	0	8.157	8.157
**D	EPSILON SGR - EPSILON MULTIASET VALORE GLOBALE MAGGIO 2022	0	64.823	64.823
**D	EPSILON SGR - EPSILON MULTIASET 3 ANNI MAGGIO 2020	0	1.221	1.221
**D	EPSILON SGR - EPSILON OEQUNITY	0	12.780	12.780
**D	EPSILON SGR - EPSILON ALLOCAZIONE TATTICA GIUGNO 2020	0	16.407	16.407
**D	EPSILON SGR - EPSILON FLESSIBILE AZIONI EURO FEBBRAIO 2021	0	19.193	19.193
**D	EPSILON SGR - EPSILON ORETURNS	0	105.048	105.048
**D	EURIZON CAPITAL SGR - EURIZON PIR ITALIA 30	0	8.342	8.342
**D	EURIZON CAPITAL SGR - EURIZON TOP SELEC CRESCITA DIC 2023	0	2.230	2.230

CPH

254

LISTA ESITO DELLE VOTAZIONE

Oggetto: Piano 2020 di incentivazione di lungo termine destinato al management di Enel S.p.A. e/o di società da questa controllate ai sensi dell'art. 2359 del codice civile. FAVOREVOLI

Badge	Ragione Sociale	Proprio	Delega	Totale
**D	EURIZON CAPITAL SGR - EURIZON TOP SELEC EQUILIBRIO GIU 2024	0	3.761	3.761
**D	EURIZON CAPITAL SGR - EURIZON TOP SELEC EQUILIBRIO DIC 2024	0	2.874	2.874
**D	EURIZON CAPITAL SGR - EURIZON TOP SELEC CRESCITA DIC 2024	0	7.602	7.602
**D	EURIZON CAPITAL SGR - EURIZON PROGETTO ITALIA 70	0	2.558.931	2.558.931
**D	EURIZON CAPITAL SGR - EURIZON PIR ITALIA AZIONI	0	340.436	340.436
**D	EURIZON CAPITAL SGR - EURIZON AZIONI ITALIA	0	2.841.162	2.841.162
**D	EURIZON CAPITAL SGR - EURIZON RENDITA	0	64.259	64.259
**D	EURIZON CAPITAL SGR - EURIZON MULTIASET TREND DICEMBRE 2022	0	6.949	6.949
**D	EURIZON CAPITAL SGR - EURIZON TOP SELEC EQUILIBRIO MAG 2024	0	2.320	2.320
**D	EURIZON CAPITAL SGR - EURIZON TOP SELEC CRESCITA MAR 2025	0	5.194	5.194
**D	EURIZON CAPITAL SGR - EURIZON GLOBAL MULTIASET SELEC SET 22	0	20.300	20.300
**D	EURIZON CAPITAL SGR - EURIZON TOP SELEC EQUILIBRIO MAR 2024	0	2.703	2.703
**D	EURIZON CAPITAL SGR - EURIZON TOP SELEC CRESCITA MAR 2024	0	3.799	3.799
**D	EURIZON CAPITAL SGR - EURIZON TOP SELEC CRESCITA MAG 2024	0	5.336	5.336
**D	EURIZON CAPITAL SGR - EURIZON TOP SELEC CRESCITA GIU 2024	0	7.102	7.102
**D	EURIZON CAPITAL SGR - EURIZON TOP SELEC EQUILIBRIO SET 2024	0	4.597	4.597
**D	EURIZON CAPITAL SGR - EURIZON TOP SELEC EQUILIBRIO MAR 2025	0	3.171	3.171
**D	EURIZON CAPITAL SGR - EURIZON PROGETTO ITALIA 40	0	2.635.723	2.635.723
**D	EURIZON CAPITAL SGR - EURIZON AZIONI EUROPA	0	507.729	507.729
**D	EURIZON CAPITAL SGR - EURIZON AZIONI INTERNAZIONALI	0	208.178	208.178
**D	EURIZON CAPITAL SGR - EURIZON AZIONI AREA EURO	0	429.170	429.170
**D	EURIZON CAPITAL SGR - EURIZON TOP SELEC CRESCITA SET 2024	0	8.164	8.164
**D	EURIZON CAPITAL SGR - EURIZON TOP SELEC CRESCITA MAG 2025	0	1.518	1.518
**D	EURIZON CAPITAL SGR - EURIZON TOP SELEC CRESCITA MAG 2025	0	1.000	1.000
**D	EURIZON CAPITAL SGR - EURIZON TOP SELEC EQUILIBRIO MAG 2025	0	43.957	43.957
**D	STG PFDS CORP EXPRESS MANDAAT ALLIANCE CAPITA	0	3.825.309	3.825.309
**D	STICHTING PENSIOENFONDS PGB UBS- MSCI EUROPE EQUITY PASSIVE	0	190.443	190.443
**D	STICHTING PENSIOENFONDS PGB UBS- GLOBAL EQUAL WEIGHTED EQUITY	0	131.545	131.545
**D	STICHTING TELEGRAF PENSIOENFONDS 1959	0	408.587	408.587
**D	STG PFDS ACHMEA MANDAAT BLACKROCK	0	629.159	629.159
**D	STICHTING PENSIOENFONDS PGB	0	349.494	349.494
**D	ST BEW S.A. BEL.POOLS GLOB.EQ. FACTOR FUND	0	1.115.397	1.115.397
**D	STICHTING J.E. ASR ES G INDEXPLUS INST. FONDSSEN INZAKE EUROPA	0	542.108	542.108
**D	ALLIANZ AZIONI EUROPA	0	3.000.000	3.000.000
**D	ALLIANZ AZIONI ITALIA	0	11.683	11.683
**D	ALLIANZ GLOBAL STRATEGY 15	0	19.579	19.579
**D	ALLIANZ GLOBAL STRATEGY 30	0	197.567	197.567
**D	ALLIANZ GLOBAL STRATEGY 70	0	125.000	125.000
**D	ALLIANZ ITALIA 50 SPECIAL	0	160.416	160.416
**D	AGF EUROPEAN EQUITY FUND	0	148.399	148.399
**D	AGF GLOBAL REAL ASSETS FUND	0	188.154	188.154
**D	AGF ALL WORLD TAX ADVANTAGE GROUP LIMITED	0	213.111	213.111
**D	AGF ALL WORLD TAX ADVANTAGE GROUP LIMITED	0	280.273	280.273
**D	AON HEWITT GLOBAL EQUITY FUND	0		

le 55

Ed

LISTA ESITO DELLE VOTAZIONE

OGGETTO: Piano 2020 di incentivazione di lungo termine destinato al management di Enel S.p.A. e/o di società da questa controllate ai sensi dell'art. 2359 del codice civile.
FAVOREVOLI

Badge	Ragione Sociale	Proprio	Delega	Totale
**D	GLOBAL MANAGED VOLATILITY FUND	0	494.027	494.027
**D	PENSION PLAN FOR EMPLOYEES OF THE BUSINESS DEVEL.BANK OF CANADA	0	23.500	23.500
**D	SUPPLEMENTAL RETIREMENT PLAN OF THE BUSINESS DEVELOPMENT BANK OF	0	17.400	17.400
**D	THE CANADA LIFE ASSURANCE COMPANY	0	169.810	169.810
**D	COLLEGES OF APPLIED ARTS AND TECHNOLOGY PENSION P	0	1	1
**D	COLLEGES OF APPLIED ARTS AND TECHNOLOGY PENSION P	0	1	1
**D	CO-OPERATIVE SUPERANNUATION SOCIETY PENSION PLAN	0	8.126	8.126
**D	CANADIAN CHRISTIAN SCHOOL PENSION TRUST FUND	0	197.170	197.170
**D	CARLETON UNIVERSITY RETIREMENT PLAN	0	110.408	110.408
**D	THE CALGARY FOUNDATION	0	909.926	909.926
**D	ONTARIO POWER GENERATION INC .	0	52.195	52.195
**D	THE ROYAL INST FOR THE ADVANCEMENT OF LEARNING MCGILL UNIVERSITY	0	5.396	5.396
**D	RENAISSANCE INTERNATIONAL EQUITY PRIVATE POOL	0	44.603	44.603
**D	RENAISSANCE INTERNATIONAL EQUITY PRIVATE POOL	0	118.400	118.400
**D	THE GREAT-WEST LIFE ASSURANCE COMPANY	0	33.834	33.834
**D	ACADIAN CORE INTERNATIONAL EQUITY FUND	0	71.932	71.932
**D	COUNSEL GLOBAL DIVIDEND	0	14.444	14.444
**D	IPC MULTI-FACTOR INTERNATIONAL EQUITY	0	71.655	71.655
**D	IMPERIAL TOBACCO PENSION INVESTMENT TRUST FUND	0	106.884	106.884
**D	INCO ELECTED MASTER TRUST .	0	1.579.978	1.579.978
**D	INVESTORS SUMMA SRI FUND	0	39.663	39.663
**D	BLACKROCK - IG INTERNATIONALEQUITY POOL	0	60.385	60.385
**D	IPROFILE INTERNATIONAL EQUITY POOL	0	254.146	254.146
**D	IG MACKENZIE GLOBAL INFRASTRUCTURE CLASS	0	233.200	233.200
**D	IUOE LOCAL 793 MEMBERS-PENSION BENEFITRUST OF ONTARIO	0	269.666	269.666
**D	LONDON LIFE INSURANCE COMPANY .	0	1.449.269	1.449.269
**D	LONDON LIFE INSURANCE COMPANY	0	13.628	13.628
**D	LYSANDER-TRIASIMA ALL COUNTRY EQUITY FUND	0	8.190	8.190
**D	GLOBAL INFRASTRUCTURE EQUITY FUND LONDON CAPITAL	0	135.598	135.598
**D	SYMETRY US EQUITY FUND	0	58.150	58.150
**D	MACKENZIE GLOBAL SUSTAINABILITYAND IMPACT BALANCED FUND	0	36.158	36.158
**D	MACKENZIE GLOBAL ENVIRONMENTAL EQUITY FUND	0	276.748	276.748
**D	MACKENZIE GLOBAL EQUITY FUND	0	124.216	124.216
**D	MACKENZIE INTERNATIONAL QUANTITATIVE LARGE CAP FUND	0	272.578	272.578
**D	MCGILL UNIVERSITY PENSION FUND	0	27.395	27.395
**D	MCLEAN & PARTNERS GLOBAL EQUITY POOL	0	301.700	301.700
**D	MCLEAN & PARTNERS PRIVATE INTERNATIONAL EQUITY	0	468.200	468.200
**D	MACKENZIE MAXIMUM DIVERS.ALL WORLD DEVELOPED EX NORTH AMERICA IE	0	16.691	16.691
**D	MACKENZIE INTERNATIONAL EQUITY INDEX ETF	0	14.663	14.663
**D	MACKENZIE MAX DIVERSIFICATION DEVELOPED EUR INDEX ETF	0	12.430	12.430
**D	MACKENZIE MAX DIVERSIFICATION ALL WORLD DEVELOPED IND ETF	0	42.919	42.919
**D	THE PENSION PLAN FOR EMPLOYEES OF MARINE ATLANTIC INC.	0	81.153	81.153

GA

2586

LISTA ESITO DELLE VOTAZIONE

Oggetto: Piano 2020 di incentivazione di lungo termine destinato al management di Enel S.p.A. e/o di società da questa controllate ai sensi dell'art. 2359 del codice civile.
FAVOREVOLI

Badge	Ragione Sociale	Proprio	Delega	Totale
**D	THE GLENCORE CANADIAN PENSION FUNDS TRUST-FOREIGN EQUITY FUND	0	55.200	55.200
**D	NOVA SCOTIA PUBLIC SERVICE SUPERANNUATION FUND	0	495.379	495.379
**D	NOVA SCOTIA TEACHERS PENSION FUND	0	374.412	374.412
**D	BMO CANADA PENSION PLAN	0	372.314	372.314
**D	RMO CANADA PENSION PLAN	0	22.783	22.783
**D	PURPOSE INTERNATIONAL DIVIDEND FUND	0	176.237	176.237
**D	CC&L DIVERSIFIED INCOME PORTFOLIO	0	8.728	8.728
**D	RENAISSANCE GLOBAL EQUITY PRIVATE POOL	0	4.129	4.129
**D	RENAISSANCE GLOBAL EQUITY PRIVATE POOL	0	4.752	4.752
**D	RENAISSANCE REAL ASSETS PRIVATEPOOL	0	394.400	394.400
**D	TD EMERALD INTERNATIONAL EQUITYINDEX FUND	0	1.751.277	1.751.277
**D	TD INTERNATIONAL GROWTH FUND	0	7.474.978	7.474.978
**D	TD INTERNATIONAL INDEX FUND	0	318.786	318.786
**D	TD EUROPEAN INDEX FUND	0	54.252	54.252
**D	TD INTERNATIONAL STOCK FUND	0	1.162.400	1.162.400
**D	TD INTERNATIONAL EQUITY INDEX ETF	0	24.553	24.553
**D	TD Q GLOBAL MULTIFACTOR ETF	0	4.496	4.496
**D	GREYSTONE GLOBAL EQUITY FUND	0	116.887	116.887
**D	GREYSTONE INTERNATIONAL EQUITY FUND	0	1.513.200	1.513.200
**D	GREYSTONE INTERNATIONAL INCOME AND GROWTH FUND	0	183.900	183.900
**D	GREYSTONE GLOBAL INCOME AND GROWTH FUND	0	263.266	263.266
**D	IMPERIAL INTERNATIONAL EQUITY POOL	0	1.452.573	1.452.573
**D	IMPERIAL INTERNATIONAL EQUITY POOL	0	229.619	229.619
**D	IMPERIAL INTERNATIONAL EQUITY POOL	0	104.099	104.099
**D	IMPERIAL OVERSEAS EQUITY POOL	0	15.584	15.584
**D	IMPERIAL OVERSEAS EQUITY POOL	0	67.417	67.417
**D	ONTARIO POWER GENERATION INC	0	1.191.507	1.191.507
**D	UNIVERSITY OF GUELPH FOREIGN PROPERTY TRUST	0	167.600	167.600
**D	UNIVERSITY OF GUELPH	0	66.200	66.200
**D	THE WAMANESA MUTUAL INSURANCE COMPANY	0	3.392	3.392
**D	WINDWISE MSCI EAFE INDEX NON-LENDING, FUND FOR EXEMPT ORG.	0	387.915	387.915
**D	BMO PRIVATE INTERNATIONAL EQUITY PORTFOLIO	0	1.954.422	1.954.422
**D	CIBC INTERNATIONAL INDEX FUND	0	224.830	224.830
**D	CIBC EUROPEAN INDEX FUND	0	50.285	50.285
**D	CIBC POOLED INTERNATIONAL EQUITY INDEX FUND	0	41.023	41.023
**D	EUROPEAN DIVIDEND GROWTH FUND	0	65.985	65.985
**D	GLOBAL DIVIDEND GROWTH SPLIT CORP.	0	213.100	213.100
**D	BROMETON GLOBAL DIVIDEND GROWTHETF	0	113.025	113.025
**D	RENAISSANCE GLOBAL VALUE FUND	0	40.333	40.333
**D	ALLIANZ GLOBAL INVESTORS FUND	0	15.845.811	15.845.811
**D	SK THEMEN	0	200.000	200.000
**D	SK WELT	0	400.000	400.000
**D	SK EUROPA	0	450.000	450.000

GM

USF

R

LISTA ESITO DELLE VOTAZIONI

OGGETTO: Piano 2020 di incentivazione di lungo termine destinato al management di Enel S.p.A. e/o di società da questa controllate ai sensi dell'art. 2359 del codice civile.
FAVOREVOLI

Badge	Ragione Sociale	Proprio	Delega	Totale
**D	ALLIANZ SDISSE - STRATEGY FUND	0	26.127	26.127
**D	METALLRENTÉ FONDS PORTFOLIO	0	217.100	217.100
**D	PREMIUMMANDAT BALANCE	0	62.606	62.606
**D	PREMIUMMANDAT DYNAMIK	0	100.021	100.021
**D	ALLIANZ STIFTUNGSFONDS NACHHALTIGKEIT	0	98.096	98.096
**D	AZ EURO INVESTMENTS S.A.	0	1.236.652	1.236.652
**D	RP RENDITE PLUS	0	69.413	69.413
**D	AXA WORLD FUNDS	0	3.681.188	3.681.188
**D	BLACKROCK STRATEGIC FUNDS	0	849.673	849.673
**D	BLACKROCK GLOBAL INDEX FUNDS	0	555.480	555.480
**D	INDEXIO	0	194.290	194.290
**D	SERVICED PLATFORM SICAV	0	43.301	43.301
**D	GOLDMAN SACHS FUNDS	0	161.399	161.399
**D	GOLDMAN SACHS FUNDS	0	612.257	612.257
**D	GOLDMAN SACHS FUNDS II	0	101.104	101.104
**D	M&G (LUX) INVESTMENT FUNDS 1	0	1.826.053	1.826.053
**D	INVESTEC GLOBAL STRATEGY FUND	0	5.155.153	5.155.153
**D	ISHARES MSCI EAFE INTERNATIONAL INDEX FUND	0	3.433.611	3.433.611
**D	BLACKROCK UTILITIES INFRASTRUCTURE AND POWER OPPORTUNITIES TRUST	0	2.493.825	2.493.825
**D	ISHARES MSCI ACWI ETF	0	1.848.653	1.848.653
**D	ISHARES MSCI ACWI EX US ETF	0	1.390.169	1.390.169
**D	ISHARES GLOBAL UTILITIES ETF	0	766.559	766.559
**D	ISHARES MSCI EUROZONE ETF	0	1.295.558	1.295.558
**D	ISHARES EUROPE ETF	0	29.934.723	29.934.723
**D	ISHARES MSCI EAFE ETF	0	6.597.453	6.597.453
**D	ISHARES MSCI EAFE VALUE ETF	0	27.474	27.474
**D	ISHARES MSCI KOKUSAI ETF	0	12.559.510	12.559.510
**D	ISHARES GLOBAL INFRASTRUCTURE ETF	0	4.913.056	4.913.056
**D	ISHARES INTERNATIONAL SELECT DIVIDEND ETF	0	4.783.190	4.783.190
**D	ISHARES EDGE MSCI MIN VOL EAFE ETF	0	1.779.814	1.779.814
**D	ISHARE EDGE MSCI MIN VOL EAFE INDEX FUND OF BLACKROCK FUNDS	0	24.087	24.087
**D	ISHARES CORE MSCI EUROPE ETF	0	2.872.260	2.872.260
**D	ISHARES EDGE MSCI INTL MOMENTUM FACTOR ETF	0	24.405	24.405
**D	ISHARES EDGE MSCI INTL VALUE FACTOR ETF	0	342.822	342.822
**D	ISHARES EDGE MSCI INTL SIZE FACTOR ETF	0	642.875	642.875
**D	ISHARES INTERNATIONAL DIVIDEND GROWTH ETF	0	1.514	1.514
**D	ISHARES MSCI WORLD ETF	0	159.232	159.232
**D	ISHARES CORE MSCI EAFE ETF	0	159.178	159.178
**D	ISHARES CORE MSCI TOTAL INTERNATIONAL STOCK ETF	0	34.912.669	34.912.669
**D	ISHARES CORE MSCI INTERNATIONAL DEVELOPED MARKETS ETF	0	6.598.557	6.598.557
**D	ISHARES CORE MSCI EAFE IMI INDEX ETF	0	1.346.177	1.346.177
**D		0	1.334.278	1.334.278

LISTA ESITO DELLE VOTAZIONE

Oggetto: Piano 2020 di incentivazione di lungo termine destinato al management di Enel S.p.A. e/o di società da questa controllate ai sensi dell'art. 2359 del codice civile.
FAVOREVOLI

Badge	Ragione Sociale	Proprio	Delega	Totale
**D	ISHARES MSCI EUROPE IMI INDEX ETF	0	152.632	152.632
**D	ISHARES INTERNATIONAL FUNDAMENTAL INDEX ETF	0	59.981	59.981
**D	ISHARES GLOBAL MONTHLY DIVIDEND INDEX ETF (CAD-HEGDED)	0	43.111	43.111
**D	CONNECTICUT GENERAL LIFE INSURANCE COMPANY	0	20.448	20.448
**D	BLACKROCK STRATEGIC GLOBAL BONDFUND INC	0	209	209
**D	TOTAL INTERNATIONAL EX U.S. INDEX MASTER PORTFOLIO OF MASTER INV	0	391.548	391.548
**D	INTERNATIONAL TILTS MASTER PORTFOLIO OF MASTER INVESTMENT PORTFIO	0	61.431	61.431
**D	PRINCIPAL GLOBAL INVESTORS COLLECTIVE INVESTMENT TRUST	0	489.227	489.227
**D	PRINCIPAL GLOB.INVES. COLLECT INVEST. TRUST INTER.GROWTH EQUITY	0	138.238	138.238
**D	AMERICAN CENTURY ETF TRUST-AVANTIIS INTERNATIONAL EQUITY ETF	0	131.660	131.660
**D	XEROX CANADA EMPLOYEES RETIREMENT PLAN	0	44.800	44.800
**D	ABERDEEN GLOBAL INFRASTRUCTURE FUND	0	232.100	232.100
**D	ARROWSTREET GLOBAL EQUITY ACWI TRUST FUND	0	234.011	234.011
**D	ARROWSTREET INTERNATIONAL EQUITY EAFE TRUST FUND	0	599.801	599.801
**D	ARROWSTREET INTERNATIONAL EQUITY ACWI EX US TRUST FUND	0	2.334.381	2.334.381
**D	AMERICAN BUREAU OF SHIPPING	0	6.606	6.606
**D	UNITED TECHNOLOGIES CORPORATION EMPLOYEE SAVINGS PLAN MASTER TRU	0	910.538	910.538
**D	BEAR CREEK INC.	0	48.052	48.052
**D	BROOKFIELD REAL ASSETS HYBRID MASTER FUND L.P. C O MAOLES CORPORATE SERVICES LIMITED	0	52.900	52.900
**D	MERCER DIOCESE OF BROOKLYN GROWTH STRATEGY	0	147.700	147.700
**D	MERCER DIOCESE OF BROOKLYN GROWTH STRATEGY	0	158.091	158.091
**D	MERCER DIOCESE OF BROOKLYN LAY PENSION INVESTMENT TRUST	0	57.900	57.900
**D	MERCER DIOCESE OF BROOKLYN LAY PENSION INVESTMENT TRUST	0	48.415	48.415
**D	COMMONFUND SCREENED GLOBAL EQUITY, LLC	0	11.500	11.500
**D	AMERICAN FUNDS GLOBAL INSIGHT FUND	0	1.242.553	1.242.553
**D	AMERICAN FUNDS INTERNATIONAL VANTAGE FUND	0	2.174.615	2.174.615
**D	XTRACKERS (IE) PUBLIC LIMITED COMPANY	0	673.318	673.318
**D	MICROSOFT CORPORATION SAVINGS PLUS 401(K) PLAN	0	971.520	971.520
**D	ALLIANZGI BEST STYLES GLOBAL MANAGED VOLATILITY PORTFOLIO	0	20.863	20.863
**D	ALLIANZGI NFI INTERNATIONAL VALUE FUND	0	185.725	185.725
**D	ALLIANZGI GLOBAL NATURAL RESOURCES FUND	0	8.555	8.555
**D	ALLIANZGI GLOBAL DYNAMIC ALLOCATION FUND	0	18.941	18.941
**D	ALLIANZGI BEST STYLES GLOBAL EQUITY FUND	0	82.994	82.994
**D	FEDEX CORPORATION EMPLOYEES PENSION TRUST	0	290.895	290.895
**D	FRANKLIN LIBERTYQT INTERNATIONAL EQUITY INDEX ETF	0	564.073	564.073
**D	FRANKLIN TEMPLETON ETF TRUST - FRANKLIN FTSE EUROPE ETF	0	15.450	15.450
**D	FRANKLIN TEMPLETON ETF TRUST - FRANKLIN FTSE ITALY ETF	0	202.850	202.850
**D	FRANKLIN TEMPLETON ETF TRUST-FRANKLIN LIBERTYQ INT'L EQUITY HEDG	0	71.307	71.307
**D	FRANKLIN TEMPLETON ETF TRUST-FRANKLIN LIBERTYQ GLOBAL EQUITY ETF	0	18.592	18.592
**D	FRANKLIN FTSE EUROPE EX U.K. INDEX ETF	0	6.896	6.896
**D	FRANKLIN TEMPLETON ETF TRUST - FRANKLIN FTSE EUROPE HEDGED ETF	0	106.671	106.671
**D	HARBOR ROBECO INTERNATIONAL CONSERVATIVE EQUITIES FUND	0	4.041	4.041
**D		0	4.089	4.089

ESP

LISTA ESITO DELLE VOTAZIONE
Oggetto: Piano 2020 di incentivazione di lungo termine destinato al management di Enel S.p.A. e/o di società da questa controllate ai sensi dell'art. 2359 del codice civile.
FAVOREVOLI

Badge	Ragione Sociale	Proprio	Delega	Totale
**D	HARBOR ROBECO GLOBAL CONSERVATIVE EQUITIES FUND	0	2.082	2.082
**D	GUARDIAN GLOBAL UTILITIES VIP FUND	0	439.605	439.605
**D	GUARDIAN INTERNATIONAL VALUE VIP FUND	0	525.376	525.376
**D	THE GENERAL MOTORS CANADA HOURLY PLAN TRUST	0	58.163	58.163
**D	JOHN HANCOCK WORLDWIDE INVESTORS PUBLIC LIMITED COMPANY	0	26.183	26.183
**D	HAND COMPOSITE EMPLOYEE BENEFIT TRUST	0	27.399	27.399
**D	PIMCO BALANCED INCOME FUND (CANADA)	0	13.268	13.268
**D	HARTFORD MULTI-ASSET INCOME FUND	0	4.014	4.014
**D	THE HARTFORD BALANCED FUND	0	219.126	219.126
**D	THE HARTFORD GLOBAL REAL ASSET FUND	0	102.563	102.563
**D	AMERICAN FUNDS INSURANCE SERIES GROWTH INCOME FUND	0	8.712.341	8.712.341
**D	AMERICAN FUNDS FUNDAMENTAL INVESTORS	0	56.826.957	56.826.957
**D	AMERICAN FUNDS INSURANCE SERIES GLOBAL GROWTH AND INCOME FUND	0	24.000.000	24.000.000
**D	AMERICAN FUNDS INSURANCE SERIESGLOBAL BALANCED FUND	0	3.539.000	3.539.000
**D	AMERICAN FUNDS INSURANCE SERIES CAPITAL INCOME BUILDER	0	88.100	88.100
**D	AMERICAN FUNDS INSURANCE SERIES COMMON TRUST (US)	0	2.264.384	2.264.384
**D	CAPITAL GROUP GLOBAL GROWTH COMMON TRUST (US)	0	1.531	1.531
**D	CAPITAL GROUP INTERNATIONAL GROWTH COMMON TRUST (US)	0	4.546	4.546
**D	CAPITAL GROUP US GROWTH AND INCOME COMMON TRUST (US)	0	803	803
**D	ROCHE U.S. RETIREMENT PLANS MASTER TRUST	0	435.761	435.761
**D	HEALTHONE	0	1.410.789	1.410.789
**D	HERITAGE AND STABILISATION FUND	0	160.038	160.038
**D	BROOKFIELD GLOBAL REAL ASSET FUND	0	1.575.638	1.575.638
**D	WILLIAM BLAIR INTERNATIONAL GROWTH FUND	0	17.700	17.700
**D	WILLIAM BLAIR INSTITUTIONAL INTERNATIONAL GROWTH FUND	0	1.266.578	1.266.578
**D	WILLIAM BLAIR COLLECTIVE INVESTMENT TRUST	0	1.178.842	1.178.842
**D	WILLIAM BLAIR SYSTEMATIC INTERNATIONAL ALL CAP CORE FUND LLC	0	765.913	765.913
**D	KAISER FOUNDATION HEALTH PLAN INC. RETIREE HEALTH AND WELFARE PLA	0	2.364	2.364
**D	FIRST CHURCH OF CHRIST SCIENTIST	0	141.632	141.632
**D	FIRST CHURCH OF CHRIST SCIENTIST	0	5.284	5.284
**D	LAZARD/WILMINGTON INTERNATIONAL EQUITY COLLECTIVE TRUST	0	42.448	42.448
**D	LAZARD/WILMINGTON COLLECTIVE TRUST	0	1.659.094	1.659.094
**D	JANUS CAPITAL MANAGEMENT LLC	0	183.892	183.892
**D	JOHNSON AND JOHNSON PENSION SAVINGS PLANS MASTER TRUST	0	110	110
**D	INVESCO MULTI SERIES FUNDS-INVESCO GLOBAL TARGETED RETURNS FUND	0	2.872.523	2.872.523
**D	INTECH GLOBAL ALL COUNTRY ENHANCED INDEX FUND LLC	0	32.587	32.587
**D	SUNAMERICA SERIES TRUST-SA LEGG MASON TACTICAL OPPORTUNITIES PO	0	9.833	9.833
**D	SEASONS SERIES TRUST SA PUTNAM ASSET ALLOCATION DIVERSIFIED GROW	0	1.479	1.479
**D	SUNAMERICA SERIES TRUST SA JPM DIVERSIFIED BALANCED PORTFOLIO	0	38.219	38.219
**D	SUNAMERICA SERIES TRUST-SA GOLDMAN SACHS MULTI-ASSET INSIGHT PRI	0	55.309	55.309
**D	SEASONS SERIES TRUST SA MULTI-MANAGED INTERNATIONAL EQUITY PORTF	0	812	812
**D	SUNAMERICA SERIES TRUST SA BLACKROCK VCP GLOBAL MULTI ASSET PORT	0	64.005	64.005
**D		0	20.926	20.926

GA

2660

LISTA ESITO DELLE VOTAZIONI

Oggetto: Piano 2020 di incentivazione di lungo termine destinato al management di Enel S.p.A. e/o di società da questa controllate ai sensi dell'art. 2359 del codice civile.
FAVOREVOLI

Badge	Ragione Sociale	Proprio	Delega	Totale
**D	SUNAMERICA SERIES TRUST- SA SCHRODERS VCP GLOBAL ALLOCATION PORT	0	14.755	14.755
**D	SUNAMERICA SERIES TRUST - SA INTERNATIONAL INDEX PORTFOLIO	0	267.270	267.270
**D	DWS GLOBAL INCOME BUILDER FUND	0	121.171	121.171
**D	DWS GLOBAL INCOME BUILDER VIP	0	20.783	20.783
**D	KP INTERNATIONAL EQUITY FUND	0	233.262	233.262
**D	KANSAS PUBLIC EMPLOYEES RETIREMENT SYSTEM	0	2.083.135	2.083.135
**D	KANSAS PUBLIC EMPLOYEES RETIREMENT SYSTEM	0	2.128.196	2.128.196
**D	CAYMAN ISLANDS CHAMBER OF COMMERCE PENSION FUND	0	71.740	71.740
**D	COUNTY OF LOS ANGELES DEFERRED COMPENSATION AND THRIFT PLAN	0	19.400	19.400
**D	LVIP BLACKROCK GLOBAL ALLOCATION FUND	0	721.052	721.052
**D	LVIP MONDRIAN INTERNATIONAL VALUE FUND	0	3.017.144	3.017.144
**D	LVIP SSGA INTERNATIONAL INDEX FUND	0	1.821.236	1.821.236
**D	COUNTY OF LOS ANGELES SAVINGS PLAN D THRIFT PLAN	0	3.800	3.800
**D	RHUMELINE INTERNATIONAL POOLED INDEX TRUST	0	155.397	155.397
**D	STICHTING PENSIOENFONDS WOMEN	0	203.705	203.705
**D	STICHTING PENSIOENFONDS FGB MANNUMERIC-GLOBAL DEVELOPED MULTI FACTOR	0	1.361.957	1.361.957
**D	CIDEL INTERNATIONAL EQUITY FUND	0	28.066	28.066
**D	CIDEL BANK AND TRUST INC. CIDELFL	0	1.905	1.905
**D	CIDEL TRUST COMPANY	0	32.770	32.770
**D	CITY UNIVERSITY OF NEW YORK	0	11.549	11.549
**D	ABERDEEN GLOBAL ABSOLUTE RETURNSTR	0	15.737	15.737
**D	LAZARD INTERNATIONAL EQUITY (CANADA) FUND	0	57.426	57.426
**D	MAINSTAY CBRE GLOBAL INFRASTRUCTURE	0	1.277.877	1.277.877
**D	AB INTERNATIONAL STRATEGIC EQUITIES HARVESTING SERIES	0	232.340	232.340
**D	NUVEEN WINSLOW INTERNATIONAL LARGECAP FUND	0	6.536	6.536
**D	NUVEEN REAL ASSET INCOME FUND	0	2.507.988	2.507.988
**D	NUVEEN REAL ASSET INCOME AND GROWTH FUND	0	685.500	685.500
**D	TALCOTT RESOLUTION LIFE INSURANCE COMPANY	0	64.647	64.647
**D	TEXAS MUNICIPAL RETIREMENT SYSTEM	0	1.126.492	1.126.492
**D	TEXAS MUNICIPAL RETIREMENT SYSTEM	0	486.319	486.319
**D	NBI GLOBAL REAL ASSETS INCOME ETF	0	350.696	350.696
**D	BURROUGHS WELLCOME FUND	0	96.454	96.454
**D	CITY OF NEW YORK GROUP TRUST	0	3.182.542	3.182.542
**D	ORIGIN INTERNATIONAL EQUITY FUND	0	52.000	52.000
**D	FIDELITY COMMONWEALTH TRUST II: FIDELITY INT'L ENHANCED INDEX FD	0	1.590.455	1.590.455
**D	FIDELITY COVINGTON TRUST: FIDELITY INTL VALUE FACTOR ETF	0	22.900	22.900
**D	FIDELITY COVINGTON TRUST: FIDELITY TARGETED INTL FACTOR ETF	0	15.952	15.952
**D	PIMCO RAE INTERNATIONAL FUND LLC	0	739.333	739.333
**D	PIMCO EQUITY SERIES: PIMCO DIVIDEND AND INCOME FUND	0	157.805	157.805
**D	PIMCO EQUITY SERIES: PIMCO RAE INTERNATIONAL FUND	0	1.163.100	1.163.100
**D	MAS PENSION SIEFORE BASICA 60-64 SA DE C.V.	0	188.779	188.779
**D	MAS PENSION SIEFORE BASICA 65-69, SA DE C.V.	0	123.282	123.282
**D	MAS PENSION SIEFORE BASICA 70-74, SA DE C.V.	0	116.128	116.128

2261

LISTA ESITO DELLE VOTAZIONE

Oggetto: Piano 2020 di incentivazione di lungo termine destinato al management di Enel S.p.A. e/o di società da questa controllate ai sensi dell'art. 2359 del codice civile.
FAVOREVOLI

Badge	Ragione Sociale	Proprio	Delega	Totale
**D	MAS PENSION SIEFORE BASICA 75-79 SA DE C.V.	0	107.325	107.325
**D	MAS PENSION SIEFORE BASICA 80-84, SA. DE C.V.	0	163.853	163.853
**D	MAS PENSION SIEFORE BASICA 85-89 SA DE C.V.	0	134.553	134.553
**D	MAS PENSION SIEFORE BASICA 90-94, SS DE C.V.	0	58.498	58.498
**D	PFM MULTI-MANAGER SERIES TRUST - PFM MULTI-MANAGER INTERNATIONAL	0	129.377	129.377
**D	PFM MULTI-MANAGER SERIES TRUST - PFM MULTI-MANAGER INTERNATIONAL	0	55.281	55.281
**D	ARROWSTREET (CANADA) GLOBAL ALL-COUNTRY FUND I	0	1.571.425	1.571.425
**D	ARROWSTREET (CANADA) GLOBAL ALL-COUNTRY FUND II	0	622.476	622.476
**D	ARROWSTREET (CANADA) INTERNATIONAL DEVELOPED MARKET EX US FUND I	0	136.048	136.048
**D	ARROWSTREET (CANADA) GLOBAL WORLD FUND I	0	358.255	358.255
**D	PUTNAM WORLD TRUST	0	15.868	15.868
**D	PES:PIMCO RAFI DYNAMIC MULTI-FACTOR INTERNATIONAL EQUITY ETF	0	15.805	15.805
**D	INTEL CORPORATION RETIREE MEDICAL PLAN TRUST	0	84.567	84.567
**D	ALASKA COMMON TRUST FUND	0	315.882	315.882
**D	RUSSELL INVESTMENTS INSTITUTIONAL FUNDS, LLC INTERNATIONAL EQUIT	0	254.601	254.601
**D	RUSSELL INVESTMENTS INSTITUTIONAL FUNDS, LLC GLOBAL LISTED INFRA	0	693.266	693.266
**D	RUSSELL INVESTMENTS INSTITUTIONAL FUNDS, LLC GLOBAL EQUITY PLUS	0	11.165	11.165
**D	SSGA MSCI ACWI EX-USA INDEX NON-LENDING DAILY TRUST	0	181.067	181.067
**D	SERVICES GROUP OF AMERICA INC	0	61.161	61.161
**D	STANDARD LIFE INVESTMENTS GLOBAL ABSOLUTE RETURN STRATEGIES MAST	0	343.056	343.056
**D	OHIO NATIONAL FUND, INC. - ON INTERNATIONAL EQUITY PORTFOLIO	0	192.195	192.195
**D	OHIO NATIONAL FUND, INC. - ON FOREIGN PORTFOLIO	0	22.583	22.583
**D	WILMINGTON TRUST COLLECTIVE INVESTMENT TRUST	0	268.444	268.444
**D	ROMAN CATHOLIC BISHOP OF SPRINGFIELD A CORPORATION SOLE	0	9.253	9.253
**D	INTEL RETIREMENT PLANS COLLECTIVE INVESTMENT TRUST	0	526.863	526.863
**D	INTEL RETIREMENT PLANS COLLECTIVE INVESTMENT TRUST	0	8.820	8.820
**D	TJ-NONQUALIFIED, LLC	0	127.406	127.406
**D	TENNESSEE CONSOLIDATED RETIREMENT SYSTEM	0	601.258	601.258
**D	TJ-QUALIFIED, LLC	0	6.114.351	6.114.351
**D	VANGUARD FTSE DEVELOPED EUROPE ALL CAP INDEX ETF	0	113.940	113.940
**D	VANGUARD FTSE DEVELOPED ALL CAP EX NORTH AMERICA INDEX ETF	0	111.556	111.556
**D	VANGUARD DEVELOPED ALL-CAP EX NORTH AMERICA EQUITY INDEX POOLED	0	504.346	504.346
**D	VANGUARD GLOBAL MOMENTUM FACTOR ETF	0	42.381	42.381
**D	VANGUARD FTSE DEVELOPED EX NORTH AMERICA HIGH DIVIDEND YIELD IND	0	4.088	4.088
**D	CAPITAL GROUP INTERNATIONAL EQUITY FUND (CANADA)	0	13.189	13.189
**D	CAPITAL GROUP CANADIAN FOCUSED EQUITY FUND (CANADA)	0	851.869	851.869
**D	CAPITAL GROUP GLOBAL BALANCED FUND (CANADA)	0	130.720	130.720
**D	CAPITAL GROUP CAPITAL INCOME BUILDER (CANADA)	0	834.000	834.000
**D	WELLS FARGO DIVERSIFIED INTERNATIONAL FUND	0	134.062	134.062
**D	WELLS FARGO MASTER TRUST INTERNATIONAL VALUE PORTFOLIO	0	59.200	59.200
**D	WELLS FARGO MASTER TRUST INTERNATIONAL PORTFOLIO	0	1.405.800	1.405.800
**D	WELLS FARGO BK DECL OF TRUST ESTABL INVEST FUNDS EMPLOYEE BEN TR	0	447.698	447.698
**D		0	1.973.223	1.973.223

99

1162

LISTA ESITO DELLE VOTAZIONI

Objetto: Piano 2020 di incentivazione di lungo termine destinato al management di Enel S.p.A. e/o di società da questa controllate ai sensi dell'art. 2359 del codice civile. FAVOREVOLI

Badge	Regione Sociale	Proprio	Delega	Totale
**D	WELLINGTON COMPOUND GROWTH, L.P.	0	115.966	115.966
**D	WILMINGTON TRUST COLLECTIVE INVESTMENT TRUST	0	15.289	15.289
**D	VANGUARD ENERGY FUND	0	6.838.867	6.838.867
**D	VANGUARD TOTAL WORLD STOCK INDEX FUND	0	2.800.714	2.800.714
**D	VANGUARD DEVELOPED MARKETS INDEX FUND	0	50.029.780	50.029.780
**D	THE METHODIST HOSPITAL	0	378.100	378.100
**D	HC CAPITAL TRUST- THE INSTITUTIONAL INTERNATIONAL EQUITY PORTFOL	0	600.413	600.413
**D	HC CAPITAL TRUST- THE INSTITUTIONAL INTERNATIONAL EQUITY PORTFOL	0	325.353	325.353
**D	HC CAPITAL TRUST - THE ESG GROWTH PORTFOLIO	0	20.943	20.943
**D	HC CAPITAL TRUST- THE CATHOLIC SRI GROWTH PORTFOLIO	0	12.144	12.144
**D	ARKWRIGHT, LLC	0	43.303	43.303
**D	HC CAPITAL TRUST - THE INTERNATIONAL EQUITY PORTFOLIO	0	199.184	199.184
**D	INTERNATIONAL MONETARY FUND	0	256.063	256.063
**D	INTERNATIONAL MONETARY FUND	0	274.787	274.787
**D	PUTNAM VARIABLE TRUST - PUTNAM VT GLOBAL ASSET ALLOCATION FUND	0	16.374	16.374
**D	PUTNAM DYNAMIC ASSET ALLOCATION GROWTH FUND	0	363.625	363.625
**D	PUTNAM DYNAMIC ASSET ALLOCATION BALANCED FUND	0	244.514	244.514
**D	PUTNAM DYNAMIC ASSET ALLOCATION CONSERVATIVE FUND	0	84.072	84.072
**D	PUTNAM TOTAL RETURN TRUST	0	28.052	28.052
**D	PUTNAM RETIREMENT ADVANTAGE GAA GROWTH PORTFOLIO	0	298.672	298.672
**D	PUTNAM RETIREMENT ADVANTAGE GAA BALANCE PORTFOLIO	0	165.545	165.545
**D	PUTNAM RETIREMENT ADVANTAGE GAA CONSERVATIVE PORTFOLIO	0	45.497	45.497
**D	PUTNAM RETIREMENT ADVANTAGE GAA INCOME STRATEGIES PORTFOLIO	0	46.565	46.565
**D	PUTNAM RETIREMENT ADVANTAGE GAA EQUITY PORTFOLIO	0	91.135	91.135
**D	PUTNAM TOTAL RETURN FUND, LLC	0	20.271	20.271
**D	THE STATE OF NEVADA	0	39.720	39.720
**D	PUTNAM DYNAMIC ASSET ALLOCATION EQUITY FUND	0	10.323	10.323
**D	COHEN & STEERS REAL ASSETS FUND, INC	0	8.592	8.592
**D	COHEN & STEERS INFRASTRUCTURE FUND, INC.	0	1.984.266	1.984.266
**D	COHEN & STEERS GLOBAL INFRASTRUCTURE FUND, INC	0	211.790	211.790
**D	COHEN & STEERS ALTERNATIVE INCOME FUND, INC	0	6.698	6.698
**D	COHEN & STEERS, INC.	0	509	509
**D	INTERNATIONAL MONETARY FUND	0	165.645	165.645
**D	THORNBERG INTERNATIONAL VALUE FUND	0	5.915.401	5.915.401
**D	THORNBERG INVESTMENT INCOME BUILDER FUND	0	37.943.171	37.943.171
**D	THORNBERG BETTER WORLD INTERNATIONAL FUND	0	267.133	267.133
**D	CANADA PENSION PLAN INVESTMENT BOARD	0	26.015	26.015
**D	MUSASHI SMART PREMIA FUND	0	15.810	15.810
**D	ALLIANCEBERNSTEIN INTERNATIONAL ALL-COUNTRY PASSIVE SERIES	0	17.889	17.889
**D	ALLIANCEBERNSTEIN EUROPEAN OPPORTUNITIES SERIES	0	2.695.950	2.695.950
**D	TMCT, LLC	0	100.434	100.434
**D	TMCT II	0	123.868	123.868
**D	MCIC VERMONT A RECIPROCAL RISK RETENTION GROUP	0	50.796	50.796

1163

LISTA ESITO DELLE VOTAZIONE

Oggetto: Piano 2020 di incentivazione di lungo termine destinato al management di Enel S.p.A. e/o di società da questa controllate ai sensi dell'art. 2359 del codice civile.
FAVOREVOLI

Badge	Regione Sociale	Proprio	Delega	Totale
**D	ALLIANCEBERNSTEIN DELAWARE BUSINESS TRUST - AB INTERNATIONAL STRATEGIC EQUITIES SERIES	0	1.185.066	1.185.066
**D	AB GLOBAL RESEARCH INSIGHTS SERIES	0	5.791.206	5.791.206
**D	ALLIANCEBERNSTEIN DELAWARE BUSINESS TRUST-AB GLOBAL RESEARCH INSIGHTS SERIES II	0	1.504.660	1.504.660
**D	LAZARD INTERNATIONAL STRATEGIC EQUITY TRUST	0	937.286	937.286
**D	LAZARD INTERNATIONAL EQUITY TRUST	0	387.602	387.602
**D	HOEHL FAMILY PARTNERS I LLC	0	16.030	16.030
**D	IRR TRUST OF ELIZABETH M. WEBSTER ROCKEFELLER TRUST COMPANY (DELAWARE)	0	6.297	6.297
**D	JAMES E. GRIFFITH FAMILY TRUST DTD9/30/1977	0	18.066	18.066
**D	FERDINAND COLLOREDO-MANSFELD 2001 CHARITABLE REMAINDER UNITRUST	0	4.195	4.195
**D	ANNE E. PENFIELD 1999 IRREVOCABLE TRUST	0	1.769	1.769
**D	FRANZ F. COLLOREDO-MANSFELD 1999 IRREVOCABLE TRUST	0	2.171	2.171
**D	RUDOLF J. COLLOREDO-MANSFELD 1999 IRREVOCABLE TRUST	0	1.758	1.758
**D	TRUST FOR MUTUAL UNDERSTANDING	0	44.341	44.341
**D	TRUST U/W JOHN D. ROCKEFELLER FBOELIZABETH STRONG-CUEVAS	0	178.916	178.916
**D	THE FREEBAIRN CHARITABLE LEAD ANNUITY TRUST	0	6.922	6.922
**D	PALOMA RHEEM INVESTMENTS	0	81.022	81.022
**D	TRUST U/W WALINDA M. MENOTTI	0	4.155	4.155
**D	TR. B FBO DESCEN OF A MAUZZR B FBO DESCENDANTS ABBY R. MAUZE, E	0	86.505	86.505
**D	MAC STEMBERG IRREVOCABLE TRUST	0	7.324	7.324
**D	THOMAS G. STEMBERG LIMITED	0	21.955	21.955
**D	THE ROSFAM 2009 TRUST	0	5.398	5.398
**D	J.H. WADE FAMILY TRUST	0	104.283	104.283
**D	J.H. WADE LONG FAMILY TRUST	0	57.139	57.139
**D	J.H. E.V. WADE GST TRUST	0	7.499	7.499
**D	W.R. VANDERBILT TRUST F/B/O EMILY	0	5.595	5.595
**D	ELERY SEDGWICK JR GRANCHILDRENS TR C/O THE ROCKEFELLER TRUST CO (DE)	0	7.976	7.976
**D	ASHFORTH PROPERTIES INC.	0	10.678	10.678
**D	ELERYSSEGWICK	0	12.056	12.056
**D	ELERY WATKINS SEDGWICK TRUST	0	8.791	8.791
**D	ELIZABETH SERGEANT SEDGWICK TRUST	0	8.824	8.824
**D	ELERY SEDGWICK, III TRUST	0	15.017	15.017
**D	GEORGE AND MARGARET MCNEILL IIC	0	13.350	13.350
**D	MCNEILL GROUP, LTD	0	23.509	23.509
**D	MCNEILL CHARITABLE FOUNDATION	0	10.813	10.813
**D	THEODORE SEDGWICK MASTER TRUST	0	30.750	30.750
**D	ELERY SEDGWICK III MASTER TRUST	0	39.809	39.809
**D	GST NON EXEMPT TRUST FBO WILLIAM	0	11.395	11.395
**D	GST NON EXEMPT TRUST FBO ELIZA O.	0	11.393	11.393
**D	GST NON EXEMPT TRUST FBO K. KLEMENTIS	0	11.395	11.395
**D	ARTICLE 9 TRUST U/W GLADYS T PERKINS	0	16.661	16.661
**D	RICHARD S. PERKIN TRUST FBO WINNIE PERKIN GRAY	0	16.321	16.321
**D	TRUST 10/18/99 FBO ELIZA MILTONO NEILL	0	50.017	50.017
**D	KALYNDRA R. KLEMENTIS TRUST	0	37.732	37.732

LISTA ESITO DELLE VOTAZIONE

Oggetto: Piano 2020 di incentivazione di lungo termine destinato al management di Enel S.p.A. e/o di società da questa controllate ai sensi dell'art. 2359 del codice civile. FAVOREVOLI

Badge	Ragione Sociale	Proprio	Delega	Totale
**D	TRUST 05/15/79 MARILYN M. SIMPSON F/B/O KALYNDA KLEMENTIS	0	7.247	7.247
**D	TR. B FBO ABBY R SIMPSON TR B 8/03/60 FBO ABBY R. SIMPSON C/O THE ROCKEFELLER TRUST COMPANY	0	38.423	38.423
**D	CHARITABLE TRUST ART. NINTH U/W	0	61.280	61.280
**D	TRUST 12/30/69 F/B/O DESCENDANTS OF JOHN D. ROCKEFELLER 3RD	0	91.804	91.804
**D	TRUST U/A 4/1/93 F/B/O SANDRA FERR	0	71.632	71.632
**D	THE HOPI TRIBE	0	13.276	13.276
**D	EDWARD JOHN NOBLE FOUNDATION, INC	0	60.794	60.794
**D	THE FREEMAN FOUNDATION	0	597.573	597.573
**D	RCB INVESTMENT PARTNERS LLC	0	25.640	25.640
**D	WIN PROPERTIES	0	22.682	22.682
**D	THE STARR FOUNDATION	0	339.167	339.167
**D	BROOKLYN PUBLIC LIBRARY	0	13.851	13.851
**D	BRETT CARR UNITRUST	0	8.234	8.234
**D	JAMES NEWHOUSE ISSUE GST EXEMPT	0	8.480	8.480
**D	JAMES B. ORTHWEIN RES TR FBO ROMAI	0	48.826	48.826
**D	LOEB ARTICLE THREE TRUST	0	27.737	27.737
**D	JAMES L. LOEB 1965 TRUST FBO JAMES L. JR	0	8.281	8.281
**D	LOEB FAMILY INVESTMENTS, LP	0	46.866	46.866
**D	JAMES L. LOEB 1962 TRUST FBO ELIZABETH FRIEDMAN	0	10.678	10.678
**D	DOUGLAS NEWHOUSE ISSUE GST	0	17.260	17.260
**D	DOUGLAS NEWHOUSE HOLLY BANNISTER	0	50.421	50.421
**D	ELERAN, L.L.C.	0	23.926	23.926
**D	TRUST B FBO RODMAN C. ROCKEFELLER	0	12.479	12.479
**D	TRUST 05/24/51 FBO ANN R. ROBERTS	0	22.717	22.717
**D	TR. B FBO SONS OF NELSON A ROCKEFELLER	0	14.439	14.439
**D	TR. B 5/24/51 FBO MARY R MORGAN	0	48.234	48.234
**D	TRUST 11/04/64 FBO NELSON A. ROCKEFELLER, JR.	0	49.204	49.204
**D	TRUST 05/23/67 FBO MARK F. ROCKEFELLER	0	101.674	101.674
**D	TR B 10/20/76 N A ROCKEFELLER M F ROCKEFELLER CO., INC.	0	141.518	141.518
**D	TRUST 12/31/69 FBO DESCENDANTS OF LAURANCE S. ROCKEFELLER	0	73.869	73.869
**D	JAMES F. SULLIVAN 2006 MARITAL TRUST	0	16.703	16.703
**D	THE ANNA SHIELDS HAMLET 1967 TRUST	0	7.255	7.255
**D	THE ETINGER FOUNDATION, INC.	0	18.083	18.083
**D	THE TRUSTEES OF THE DIOCESE OF SOUTH OHIO	0	3.734	3.734
**D	LARRY AND WENDY'S DESCENDANTS TRUST	0	11.261	11.261
**D	THE KRIMENDAH/SAINTE-AMAND FOUNDATION	0	141.107	141.107
**D	TRUST 12/16/76 FBO DESCENDANTS OF WINTHROP P. ROCKEFELLER	0	11.057	11.057
**D	INFINITY THREE TRUST	0	21.236	21.236
**D	RED RIVER FAMILY NON-EXEMPT TRUST	0	13.319	13.319
**D	LAWRENCE V. RAWL FAMILY TRUST	0	21.518	21.518
**D	ART 4 DESCENDANT TR/KELLY GUZIEJK	0	13.275	13.275
**D	KELLY R GUZIEJKA FAMILY TRUST	0	11.784	11.784
**D	1998 KELLY R. GUZIEJKA FAMILY TRUS	0		

LISTA ESITO DELLE VOTAZIONI

Oggetto: Piano 2020 di incentivazione di lungo termine destinato al management di Enel S.p.A. e/o di società da questa controllate ai sensi dell'art. 2359 del codice civile.
FAVOREVOLI

Badge	Ragione Sociale	Proprio	Delega	Totale
**D	KELLY R. GUZIELKA REVOCABLE TRUST	0	9.896	9.896
**D	MARITAL TRUST U/A SIXTH OF R.G. ROCKEFELLER	0	26.321	26.321
**D	ROCKEFELLER - KING FAMILY 2012	0	10.200	10.200
**D	LIBRA FUND, LIMITED PARTNERSHIP	0	135.183	135.183
**D	LIBRA FUND QP, LP	0	207.186	207.186
**D	RFS OPCO LLC	0	6.151	6.151
**D	ROCKEFELLER GLOBAL EQUITY FUND II QP LP	0	506.542	506.542
**D	ROCKEFELLER GLOBAL EQUITY FUND II LP	0	185.978	185.978
**D	ROCKEFELLER BALANCED FUND, L.P.	0	403.727	403.727
**D	ROCKEFELLER GLOBAL EQ DIV YIELD	0	201.318	201.318
**D	ROCKEFELLER GLOBAL DIVIDEND GROWTH	0	177.952	177.952
**D	ROCKEFELLER GLOBAL EQUITY FUND I, L.	0	192.531	192.531
**D	ROCKEFELLER GLOBAL EQUITY FUND III	0	1.126.760	1.126.760
**D	ROCKEFELLER INTERNATIONAL EQUITY FUN	0	408.628	408.628
**D	THE THOMPSON FAMILY FOUNDATION	0	84.965	84.965
**D	GARVIN NON-EXEMPT TR UM ANNE F.:70E::REGI//GARVIN	0	29.417	29.417
**D	MWR ENTERPRISES INC	0	4.511	4.511
**D	TENEDORA SELECTA, S.A.	0	4.866	4.866
**D	LOGISTICS DEVELOPMENT, INC	0	4.496	4.496
**D	THE HARLAN E. ANDERSON FOUNDATION	0	15.693	15.693
**D	THE BRIAN A. ANDERSON TRUST - 1976	0	13.924	13.924
**D	ALEC FREEMAN 2013 GST TRUST	0	3.758	3.758
**D	COLIN FREEMAN 2013 GST TRUST	0	3.758	3.758
**D	MARITAL TRUST UNDER STEVEN K. SYDNESS	0	23.265	23.265
**D	LISA H SYDNESS REVOCABLE TRUST	0	7.818	7.818
**D	THE EYE EAR FOUNDATION OF PITTSBURGH	0	25.250	25.250
**D	VICTORIA CORP	0	41.779	41.779
**D	ACUERDO HOLDINGS INC	0	13.838	13.838
**D	TUK GLOBAL LTD	0	1.796	1.796
**D	PAX TRADING CORP	0	20.286	20.286
**D	PUITO HOLDINGS INC.	0	3.490	3.490
**D	THE ANNA SHIELDS HAMLET 1963 TRUST	0	6.551	6.551
2	COMPUTERSHARE SPA RAPPRESENTANTE DESIGNATO QUALE DELEGATO 135-UNDECIES TUF IN PERSONA DI ENRICO MONICELLI	0	0	0
**D	CASSA NAZIONALE DI PREVIDENZA E ASSISTENZA FORENSE	0	52.417.000	52.417.000
**D	FONDAZIONE ENPRM	0	32.077.115	32.077.115
3	COMPUTERSHARE SPA RAPPRESENTANTE DESIGNATO QUALE DELEGATO /SUBDELEGATO 135-NOVIES IN PERSONA DI ENRICO MONICELLI	0	0	0
**D	MINISTERO DELL'ECONOMIA E DELLE FINANZE	0	2.397.856.331	2.397.856.331
**D	HC RENTE	0	75.656	75.656
**D	SIEMENS-FONDS SIEMENS-RENTE	0	1.569.419	1.569.419
**D	SIEMENS DC BALANCED	0	44.012	44.012
***	SARDOC STEFFANIA	0	1.000	1.000

LISTA ESITO DELLE VOTAZIONI

Oggetto: Piano 2020 di incentivazione di lungo termine destinato al management di Enel S.p.A. e/o di società da questa controllate ai sensi dell'art. 2359 del codice civile.
FAVOREVOLI

Badge	Ragione Sociale	Proprio	Delega	Totale
Totale voti	7.030.094.749			
Percentuale votanti %	97,624079			
Percentuale Capitale %	69,148383			

1167

1167

Azionisti in delega: 4.066

LISTA ESITO DELLE VOTAZIONE
 Oggetto: Piano 2020 di incentivazione di lungo termine destinato al management di Enel S.p.A. e/o di società da questa controllate ai sensi dell'art. 2359 del codice civile.
 CONTRARI

Badge	Ragione Sociale	Proprio	Delega	Totale
1	COMPUTERSHARE SPA RAPPRESENTANTE DESIGNATO QUALE SUBDELEGATO 135-NOVIES (ST.TREVISAN) IN PERSONA DI ENRICO MONICELLI	0	0	0
**D	CATHOLIC INVESTOR INTERNATIONAL EQUITY F	0	167.500	167.500
**D	BPS JERSEY/SARASIN PARTNERS LLP	0	610.291	610.291
**D	SARASIN AND PARTNERS LLP CLIEI	0	25.838	25.838
**D	FCP BRAFP ACT EUR1 AMUND	0	1.100.579	1.100.579
**D	CHURCH COMMISSIONERS FOR ENGLAND	0	42.664	42.664
**D	FIDELITY FUNDS SICAV	0	31.099.648	31.099.648
**D	FIDELITY POC VALUE UNCONSTRAINED	0	813	813
**D	FIDELITY POC VALUE OPTIMIZED FACTOR	0	976	976
**D	FIL GENESIS LIMITED FIDELITY POC CLIMATE	0	3.267	3.267
**D	EXANE FUNDS 2	0	2.788.892	2.788.892
**D	FAM SERIES UCITS ICAV	0	604.795	604.795
**D	ERAFP ACTION EURO III	0	5.300.000	5.300.000
**D	FCP ERAFP ACTIONS EUROS4 EDRAM	0	10.494.400	10.494.400
**D	PENSIONSKASSE DES BENEDES PUBLICA	0	1.899.705	1.899.705
**D	UNIVERSITIES SUPERANNUATION SCHEME	0	24.644.314	24.644.314
**D	FIDELITY EUROPEAN VALUES PLC	0	5.301.647	5.301.647
**D	FIDELITY INVESTMENT FUNDS - FIDELITY Y GLOBAL DIVIDEND FUND	0	4.554.148	4.554.148
**D	FIDELITY INVESTMENT FUNDS - EUROPEAN FUN	0	14.674.255	14.674.255
**D	FIDELITY INVESTMENT FUNDS - FIDELITY INDEX EUROPE	0	1.346.379	1.346.379
**D	CENTRAL FINANCE BOARD METHODIST CHURCH	0	29.271	29.271
**D	ROYAL LONDON EUROPEAN GROWTH TRUST	0	764.676	764.676
**D	ERWORTH INVESTMENT FUND	0	19.230	19.230
**D	THE STELLAR FUND	0	91.518	91.518
**D	MULT BOS WITH SAME RESIDENCY	0	314.529	314.529
**D	SARASIN AND PARTNERS LLP	0	182.032	182.032
**D	SIM OMNIBUS SARASIN INVEST MGMT	0	455.901	455.901
**D	SP ILF UK CHARITIES CLIENTS AC	0	4.947.567	4.947.567
**D	THE FALKLAND ISLANDS GOVERNMENT FALKLAND ISLANDS GOVERNMENT GROWTH FUND	0	279.643	279.643
**D	THE FALKLANDS ISLANDS GOVERNMENT	0	205.222	205.222
**D	BNYWD UK LIMITED AS TRUSTEE OF CF CATALYST TRUST	0	274.100	274.100
**D	PENNENNIS FUND	0	67.140	67.140
**D	LLOYD'S REGISTER FOUNDATION	0	485.729	485.729
**D	LOX IM ESG GENERALI INVESTM DIVERS STRAT	0	383.135	383.135
**D	DMS STIRLING HOUSE BALANCED	0	51.600	51.600
**D	DMS STIRLING HOUSE DYNAMIC	0	57.100	57.100
**D	DMS STIRLING HOUSE GROWTH FUND	0	158.000	158.000
**D	DMS STIRLING HOUSE MONTHLY INCOME FUND	0	3.600	3.600
**D	DMS VERBATIM PORTFOLIO 5 INCOME FUND	0	55.000	55.000
**D	CHOIX SOLIDAIRE	0	23.340	23.340
**D	EPARGNE ETHIQUE ACTIONS	0	40.538	40.538
**D	ECOFI ACTIONS RENDEMENT	0	58.000	58.000

268

LISTA ESITO DELLE VOTAZIONE

Oggetto: Piano 2020 di incentivazione di lungo termine destinato al management di Enel S.p.A. e/o di società da questa controllate ai sensi dell'art. 2359 del codice civile. CONTRARI

Badge	Ragione Sociale	Proprio	Delega	Totale
**D	ECOFI INVESTISSEMENT EURO	0	60.516	60.516
**D	ECOFI ACTIONS SCR	0	53.871	53.871
**D	FRANMOR NOMINEES LIMITED ACTING IN ITS CAPACITY AS NOMINEE FOR DAVID H AROLD PRINDLE BRADBURY	0	31.807	31.807
**D	FRANMOR NOMINEES LIMITED ACTING IN ITS CAPACITY AS NOMINEE FOR GEORGE SWITHIN RODDIS BRADBURY	0	31.804	31.804
**D	CHURCH OF ENGLAND INVESTMENT FUND FOR PENSIONS	0	195.050	195.050
**D	SARASIN GLOBAL HIGHER DIVIDEND	0	2.545.690	2.545.690
**D	SARASIN GLOBAL EQUITY REAL RETURN	0	477.000	477.000
**D	THE JUNIPER FUND	0	679.760	679.760
**D	SARASIN THEMATIC GLOBAL EQUITY	0	835.211	835.211
**D	THE MAZENER FUND	0	345.804	345.804
**D	DIVERSIFICATION FUND ICVC	0	20.195	20.195
**D	SARASIN GLOBAL DIVIDEND	0	664.621	664.621
**D	KENT COUNTY COUNCIL SUPERANNUATION FUND	0	1.247.343	1.247.343
**D	NATIONAL WESTMINSTER BANK PLC AS TRUSTEE OF SARASIN ENDOWMENTS FUND	0	3.292.677	3.292.677
**D	NATIONAL WESTMINSTER BANK PLC AS TRUSTEE OF SARASIN INCOME AND RESERVES FUND	0	76.406	76.406
**D	NATIONAL WESTMINSTER BANK PLC AS TRUSTEE OF SARASIN CLIMATE ACTIVE EN DOWMENTS FUND	0	553.888	553.888
**D	NATIONAL WESTMINSTER BANK AS TRUSTEE OF EDEN INVESTMENT FUND	0	68.637	68.637
**D	NATWEST TRUSTEE AND DEPOSITORY SERVICES LIMITED AS TRUSTEE OF TM MASONIC CHARITABLE FOUNDATION INVESTMENT FUND	0	0	102.089
**D	NATWEST TRUSTEE AND DEPOSITORY SERVICES LIMITED AS TRUSTEE OF THE MAID EN FUND	0	343.224	343.224
**D	AMPERSAND INVESTMENTS LIMITED	0	67.779	67.779
**D	SARASIN GLOBAL DIVIDEND (STERLING HEDGED)	0	521.272	521.272
**D	SARASIN GLOBAL HIGHER DIVIDEND (STERLING HEDGED)	0	610.297	610.297
**D	SARASIN GLOBALSAR - BALANCED (EUR)	0	311.300	311.300
**D	SARASIN GLOBALSAR - STRATEGIC FUND A SUB FUND OF SARASIN FUNDS ICVC	0	366.150	366.150
**D	SARASIN GLOBALSAR OPTIMA (EUR)	0	50.830	50.830
**D	SARASIN IE DIVERSIFIED ENDOWMENTS FUND	0	155.907	155.907
**D	SARASIN IE GLOBAL EQUITY OPPORTUNITIES (GBP)	0	664.378	664.378
**D	SARASIN IE GLOBAL EQUITY OPPORTUNITIES (USD)	0	326.730	326.730
**D	SARASIN IE GLOBALSAR - DYNAMIC (GBP)	0	1.015.000	1.015.000
**D	TAMESIDE METROPOLITAN BOROUGH COUNCIL AS THE ADMINISTERING AUTHORITY OF THE GREATER MANCHESTER PENSION FUND	0	0	454.551
**D	WEST YORKSHIRE PENSION FUND	0	1.750.000	1.750.000
**D	MERSEYSIDE PENSION FUND	0	1.575.819	1.575.819
**D	SARASIN IE GLOBALSAR - DYNAMIC (USD)	0	348.100	348.100
**D	SARASIN IE GLOBALSAR - INCOME (GBP)	0	155.000	155.000
**D	SARASIN IE GLOBALSAR - STRATEGIC (EUR)	0	103.400	103.400
**D	SARASIN IE GLOBALSAR - STRATEGIC (GBP)	0	123.039	123.039
**D	SARASIN IE GLOBALSAR - STRATEGIC (USD)	0	93.400	93.400
**D	SARASIN THEMATIC GLOBAL EQUITY (STERLING HEDGED)	0	448.365	448.365
**D	THE REPRESENTATIVE CHURCH BODY	0	170.587	170.587
**D	BENTON INVESTMENT FUND	0	62.553	62.553
**D	ALDER INVESTMENT FUND	0	101.640	101.640

Assemblea Ordinaria del 14 maggio 2020

LISTA ESITO DELLE VOTAZIONI

Oggetto: Piano 2020 di incentivazione di lungo termine destinato al management di Enel S.p.A. e/o di società da questa controllate ai sensi dell'art. 2359 del codice civile.

CONTRARI

Badge	Ragione Sociale	Proprio	Delega	Totale
**D 3	THE UNITED CHURCH OF CANADA PENSION PLAN COMPUTERSHARE SPA RAPPRESENTANTE DESIGNATO QUALE DELEGATO / SUBDELEGATO 135-NOVIES IN PERSONA DI ENRICO MONICELLI	0	109.800	109.800
**D	FONDAZIONE FINANZA ETICA	0	250	250

Totale voti 134.818.722

Percentuale votanti % 1,872173

Percentuale Capitale % 1,326084

1170

1170

LISTA ESITO DELLE VOTAZIONI

Oggetto: Piano 2020 di incentivazione di lungo termine destinato al management di Enel S.p.A. e/o di società da questa controllate ai sensi dell'art. 2359 del codice civile.
ASTENUTI

Badge	Ragione Sociale	Proprio	Delega	Totale
1	COMPUTERSHARE SPA RAPPRESENTANTE DESIGNATO QUALE SUBDELEGATO 135-NOVIES (ST.TREVISAN) IN PERSONA DI ENRICO MONICELLI	0		0
**D	NAZARETH LITERARY AND BENEVOLENT ISTITU	0	102.988	102.988
**D	BUREAU OF LABOR FUNDS - LABOR RETIREMENT FUND	0	18.638	18.638
**D	BUREAU OF LABOR FUNDS- LABOR PENSION FUND	0	58.713	58.713
**D	BUREAU OF LABOR FUNDS-LABOR INSURANCE FU	0	23.375	23.375
**D	ALLIANZ VIE-HENAFF HERVE	0	229.088	229.088
**D	ALLIANZ VIE ACE ACTIONS-HENAFF	0	377.630	377.630
**D	AZ VIE PFON RETRAITE ACTION-HE	0	289.633	289.633
**D	CHALLENGE FUNDS - CHALLENGE ITALIAN EQUITY	0	2.000.000	2.000.000
**D	CHALLENGE ENERGY FUND 2	0	258.282	258.282
**D	CHALLENGE INTERNATIONAL EQUITY 2	0	76.114	76.114
**D	CHALLENGE EUROPEAN EQUITY 2	0	577.055	577.055
**D	CHALLENGE EUROPEAN EQUITY MGR	0	144.364	144.364
**D	MEDIO M STANLEY GLBL SLTN 1 -CASH	0	211.984	211.984
**D	INFRASTRUCTURE OPPORTUNITY COLLECTION 2	0	310.757	310.757
**D	EUROPEAN COLLECTION	0	131.323	131.323
**D	DYNAMIC INTERNATIONAL VALUEOPPORTUNITY 1	0	958.845	958.845
**D	CHALLENGE EUROPEAN EQUITY	0	482.453	482.453
**D	MIFL BB EC EU EQ INCOME	0	98.503	98.503
**D	COUPON STRATEGY COLLECTION PERF	0	99.663	99.663
**D	GLOBAL MULTI ASSET STRATEGY FUND	0	20.551	20.551

Totale voti

6.469.959

Percentuale votanti %

0,089846

Percentuale Capitale %

0,063639

R

LTS

LISTA ESITO DELLE VOTAZIONI

Oggetto: Piano 2020 di incentivazione di lungo termine destinato al management di Enel S.p.A. e/o di società da questa controllate ai sensi dell'art. 2359 del codice civile.
NON VOTANTI

Badge	Ragione Sociale	Proprio	Dalega	Totale
1	COMPUTERSHARE SPA RAPPRESENTANTE DESIGNATO QUALE SUBDELEGATO 135-NOVIES (ST.TREVISAN) IN PERSONA DI ENRICO MONICELLI	0		0
**D	BANCOPOSTA AZ INTERNAZIONALE	0	560.740	560.740
**D	BANCOPOSTA AZIONARIO EUR	0	980.109	980.109
**D	GIP ALTO INTL AZ	0	98.090	98.090
**D	BANCOPOSTA GLOBAL EQUITY LTE BANCOPOSTA	0	12.054	12.054
**D	GENERALI INVESTMENTS SICAV	0	115.159	115.159
**D	GENERALI SMART FUNDS SICAV	0	306.653	306.653
**D	GENERALI EURO ACTIONS	0	230.805	230.805
**D	KAIROS INTERNATIONAL SICAV EUROPAESG	0	49.250	49.250
**D	KAIROS INTERNATIONAL SICAV - ITALIA	0	1.500.000	1.500.000
**D	KAIROS INTERNATIONAL SICAV - KEY	0	800.000	800.000
**D	KAIROS INTERNATIONAL SICAV - TARGET ITALY ALPHA	0	160.000	160.000
**D	BANCOPOSTA MIX 3	0	450.900	450.900
**D	BANCOPOSTA MIX 2	0	307.450	307.450
**D	BANCOPOSTA MIX 1	0	125.870	125.870
**D	POSTE INVESTO SOSTENIBILE BANCOPOSTA FON	0	6.961	6.961
**D	GENERALI MULTIPORTFOLIO SOLUTIONS SICAV	0	151.656	151.656
**D	INTERFUND SICAV INTERFUND EQUITY ITALY	0	274.000	274.000
**D	FIDEURAM ASSET MANAGEMENT (IRELAND) FONDITALIA EQUITY ITALY	0	5.964.000	5.964.000
**D	PRAMERICA SICAV	0	3.500.000	3.500.000
**D	FIDEURAM INVESTIMENTI SGR - FIDEURAM ITALIA	0	260.000	260.000
**D	FIDEURAM INVESTIMENTI SGR - PIANO AZIONI ITALIA	0	5.830.000	5.830.000
**D	FIDEURAM INVESTIMENTI SGR - PIANO BILANCIATO ITALIA 50	0	1.332.000	1.332.000
**D	FIDEURAM INVESTIMENTI SGR - PIANO BILANCIATO ITALIA 30	0	126.000	126.000
**D	EIS - EURO EQUITY INSURANCE CAPITAL LIGHT	0	538.537	538.537
**D	EIS PB EQUITY EUR	0	182.341	182.341
**D	EIF - EQUITY EURO LTE	0	199.047	199.047
**D	ISE - VALORE CEDOLA GLOBALE - 04/2015	0	21.276	21.276
**D	ISE - MULTIASET CEDOLA GLOBALE - 12/2015	0	120.355	120.355
**D	EPF - ABSOLUTE Q-MULTISTRATEGY	0	971	971
**D	EIS - MULTIASET RISK OVERLAY MODERATO	0	8.427	8.427
**D	EIS - MULTIASET RISK OVERLAY	0	53.506	53.506
**D	EUF - EQUITY ITALY SMART VOLATILITY	0	172.125	172.125
**D	ISE - VALORE CEDOLA GLOBALE - 09/2015	0	12.373	12.373
**D	ISE - MULTIASET ABSOLUTE 3 ANNI - 04/2016	0	1.670	1.670
**D	EUF - TOP EUROPEAN RESEARCH	0	1.187.843	1.187.843
**D	EPF - ENHANCED CONSTANT RISK CONTRIBUTION	0	46.693	46.693
**D	EUF - ACTIVE ALLOCATION	0	750.000	750.000
**D	ISE - GLOBAL INCOME MULTITRENDER - 09/2015	0	65.363	65.363
**D	ISE - MULTIASET ABSOLUTE 3 ANNI - 07/2016	0	1.705	1.705
**D	EUF - EQUITY EUROPE LTE	0	467.031	467.031
**D	EPF - Q-FLEXIBLE	0	965.394	965.394

Assemblea Ordinaria del 14 maggio 2020

LISTA ESITO DELLE VOTAZIONI

Oggetto: Piano 2020 di incentivazione di lungo termine destinato al management di Enel S.p.A. e/o di società da questa controllate ai sensi dell'art. 2359 del codice civile.
NON VOTANTI

Badge	Ragione Sociale	Proprio	Delega	Totale
**D	ISE - VALORE CEDOLA GLOBALE - 07/2015	0	12.539	12.539
**D	ISE - MULTIASSET CEDOLA GLOBALE - 02/2016	0	170.390	170.390
**D	EUF - ITALIAN EQUITY OPPORTUNITIES	0	835.090	835.090
**D	EUF - EURO Q-EQUITY	0	507.123	507.123
**D	ISE - GLOBAL DYNAMIC MULTITRENDER - 06/2015	0	18.083	18.083
**D	ISE - DYNAMIC INCOME MULTITRENDER - 01/2016	0	16.530	16.530
**D	EUF - EQUITY INNOVATION	0	309.788	309.788

Totale voti 29.805.897

Percentuale votanti % 0,419902

Percentuale Capitale % 0,293172

94

2173

LISTA ESITO DELLE VOTAZIONI

Oggetto: Relazione sulla politica di remunerazione e sui compensi corrisposti - Prima sezione: relazione sulla politica di remunerazione (deliberazione vincolante).
FAVOREVOLI

Badge	Regione Sociale	Proprio	Delega	Totale
1	COMPUTERSHARE SPA RAPPRESENTANTE DESIGNATO QUALE SUBDELEGATO 135-NOVIES (ST.PREVISAN) IN PERSONA DI ENRICO MONICELLI	0		0
**D	JPMORGAN INVESTMENT FUNDS	0	22.845.692	22.845.692
**D	JPMORGAN FUNDS	0	11.888.892	11.888.892
**D	CAPITAL INTERNATIONAL FUND	0	5.314.277	5.314.277
**D	MORGAN STANLEY INVESTMENT FUNDS	0	148.434	148.434
**D	CAPITAL INTERNATIONAL FUND	0	119.000	119.000
**D	GERANA SICAV-SIF, S.A.	0	527.378	527.378
**D	JPMORGAN FUNDS (IRELAND) ICAY	0	4.853	4.853
**D	BLACKROCK FUNDS I ICAY	0	6.482	6.482
**D	BLACKROCK INDEX SELECTION FUND	0	7.281.422	7.281.422
**D	THE JUPITER GLOBAL FUND SICAV	0	200.625	200.625
**D	SCHRODER INTERNATIONAL SELECTION FUND	0	2.691.075	2.691.075
**D	FEDERATED UNIT TRUST	0	158.900	158.900
**D	ZURICH COMPANHIA SEGUROS SA	0	98.785	98.785
**D	SCHWAB INTERNATIONAL INDEX FUND	0	3.573.131	3.573.131
**D	SEI INST INVEST TRUST WORLD EQ EX-US FUND	0	506.479	506.479
**D	JAPAN TRUSTEE SERVICES BANK LTD	0	48.153	48.153
**D	JAPAN TRUSTEE SERVICES BANK LTD	0	97.300	97.300
**D	THORNBURG INTERNATIONAL EQUITY	0	-7.270	7.270
**D	SEI INST MANAG TR GLOBAL MANAG VOLAT FND	0	23.961	23.961
**D	GIM SPECIALIST INVESTMENT FUNDS	0	293.765	293.765
**D	GIM TOKYO FD	0	48.309	48.309
**D	MF PICTET MULTI ASSET FUND	0	56.165	56.165
**D	MS HORIZONS MULTIACTIVOS GLOBAL PRUDENTE FUND	0	21.439	21.439
**D	MF/B WORLD EQUITY FUND	0	8.576	8.576
**D	JAPAN TRUSTEE SERVICES BANK LTD	0	3.158	3.158
**D	JAPAN TRUSTEE SERVICES BANK LTD	0	48.400	48.400
**D	SEI INST INV TRU SCREENED NOR EQ EX US F	0	99.910	99.910
**D	THORNBURG INTERNATIONAL EQUITY FUND	0	40.010	40.010
**D	SEI INSTITUT INTE TRUST INTERNAT EQTY FU	0	13.301	13.301
**D	JAPAN TRUSTEE SERVICES BANK LTD	0	1.391.893	1.391.893
**D	VANGUARD FUNDS PLC	0	53.751	53.751
**D	LCAM GLOBAL EQUITY FUNDS	0	5.975.795	5.975.795
**D	SCHWAB FUNDAMENTAL INTER LARGE COMP IN F	0	151.514	151.514
**D	VANGUARD INVESTMENT SERIES PLC	0	844.669	844.669
**D	SEI TRUST COMPANY FOR THE BENEFIT O	0	10.199.815	10.199.815
**D	LOS ANGELES CAPITAL GLOBAL FUND PLC	0	82.308	82.308
**D	CAMBIAR INTERNAT EQUITY COLLEC INV TRUST	0	23.742	23.742
**D	SEI INST.MAN.TRUST - MIM VOLAT.FUND	0	3.937	3.937
**D	SEI INSTITUT.INV.TRUST WORLD SEL.EQU.FUN	0	296.955	296.955
**D	MONDRIAN INT.EQ.COLLECTIVE.INV.TRUST	0	267.871	267.871
**D		0	1.092.640	1.092.640

1276

LISTA ESITO DELLE VOTAZIONE

Oggetto: Relazione sulla politica di remunerazione e sui compensi corrisposti - Prima sezione: relazione sulla politica di remunerazione (deliberazione vincolante).
FAVOREVOLI

Badge	Ragione Sociale	Proprio	Delega	Totale
**D	JPMORGAN EFTS (IRELAND) ICAV	0	302.514	302.514
**D	FIDELITY COMMON CONTRACTUAL FUND II	0	275.182	275.182
**D	SIX CIRCLES INTERNAT UNCONSTRAIN EQ FUND	0	16.501.324	16.501.324
**D	SIX CIRCLES MANAGED EQUITY FOR	0	184.068	184.068
**D	SIX CIRC MAN EQ PORT INT UNCON	0	1.598.709	1.598.709
**D	LACH WORLD EQ WEAL	0	829	829
**D	JAPAN TRUSTEE SERVICES BANK LTD	0	680.121	680.121
**D	JAPAN TRUSTEE SERVICES BANK LTD	0	18.655	18.655
**D	COHEN & STEERS GLOBAL LIST. INER.FD	0	135.692	135.692
**D	CORNERSTONE ADVIS GLOBAL PUBLIC EQUITY F	0	110.200	110.200
**D	GLOBAL X SCIENTIFIC BETA EUROPE ETF	0	4.244	4.244
**D	MONDRIAN ALL COUN WORLD EX US EQ CO IN T	0	903.371	903.371
**D	SEI INSTITUTIONAL INVESTMENTS TRUST	0	2.169.324	2.169.324
**D	MONDRIAN INTERNATIONAL EQUITY FUND	0	1.663.588	1.663.588
**D	ZURICH INSURANCE COMPANY LTD	0	43.187	43.187
**D	HI MASTER VB FONDS	0	987.310	987.310
**D	SAEV MASTERFONDS INKA	0	712.000	712.000
**D	ALLIARI INKA	0	252.514	252.514
**D	SIVE	0	149.700	149.700
**D	HL-KARL-FONDS	0	181.789	181.789
**D	BI FINANZFONDS	0	1.116.000	1.116.000
**D	VWLASH MASTER	0	91.892	91.892
**D	BANK GUTMANN AG	0	312.600	312.600
**D	ALLIANZ GI FONDS RANW II	0	953.773	953.773
**D	ALLIANZGI FONDS APNIESA	0	1.050.000	1.050.000
**D	ALLIANZGI FONDS ABF	0	448.923	448.923
**D	NW	0	19.261	19.261
**D	ALLIANZGI FONDS GANO 2	0	150.000	150.000
**D	ALLIANZGI FONDS PFD	0	35.979	35.979
**D	ALLIANZGI FONDS REINVEST	0	9.069	9.069
**D	LICO FONDS	0	13.611	13.611
**D	ALLIANZGI FONDS WERT	0	100.000	100.000
**D	ALLIANZGI FONDS TSE	0	7.200	7.200
**D	ALLIANZGI FONDS DIN	0	10.000	10.000
**D	ALLIANZGI FONDS SCHLUCCO	0	20.000	20.000
**D	ALLIANZGI FONDS DPF DILLINGER PENSIONSF	0	57.000	57.000
**D	ALLIANZGI FONDS ALPEN	0	147.298	147.298
**D	ALLIANZGI FONDS GANO	0	27.539	27.539
**D	ALLIANZGI FONDS FIB	0	5.937	5.937
**D	ALLIANZGI FONDS AVP	0	100.000	100.000
**D	AGI FONDS GRILLPARZER	0	8.940	8.940
**D	DBI FONDS EBE	0	67.000	67.000
**D		0	48.538	48.538

lrf

54

Assemblea Ordinaria del 14 maggio 2020

LISTA ESITO DELLE VOTAZIONE

Oggetto: Relazione sulla politica di remunerazione e sui compensi corrisposti - Prima sezione: relazione sulla politica di remunerazione (deliberazione vincolante).
FAVOREVOLI

Badge	Ragione Sociale	Proprio	Delega	Totale
**D	ALLIANZGI FONDS TOB	0	45.732	45.732
**D	ALLIANZGI FONDS NICO	0	12.201	12.201
**D	ALLIANZGI FONDS MAV	0	37.610	37.610
**D	ALLIANZGI FONDS FGD	0	60.787	60.787
**D	ALLIANZGI FONDS DUNHILL	0	37.580	37.580
**D	ALLIANZGI FONDS VSBW	0	137.659	137.659
**D	ALLIANZGI FONDS SIV	0	16.991	16.991
**D	SUEWE COFONDS	0	200.000	200.000
**D	ALLIANZGI FONDS HNE	0	570.000	570.000
**D	ALLIANZGI FONDS AFE	0	488.030	488.030
**D	ALLIANZGI FONDS PFI	0	865.227	865.227
**D	ALLIANZGI FONDS PTV2	0	921.960	921.960
**D	HFZH COFONDS	0	14.000	14.000
**D	ALLIANZGI FONDS PF2	0	500.843	500.843
**D	AIRBUS INVEST FOR LIFE AKTIENFONDS 1	0	315.868	315.868
**D	ALLIANZGI FONDS PFAICO	0	484.216	484.216
**D	ALLIANZGI FONDS SVKK	0	13.392	13.392
**D	ALLIANZGI FONDS SHL	0	9.000	9.000
**D	CBP GROWTH	0	250.201	250.201
**D	KREBSHILFE 2 FONDS	0	28.348	28.348
**D	ALLIANZGI FONDS CAESAR	0	54.957	54.957
**D	KVW AKTIEN FONDS 1	0	189.260	189.260
**D	ALLIANZGI FONDS DEWS	0	37.339	37.339
**D	MASTERFONDS HTFT	0	410.614	410.614
**D	ALLIANZGI FONDS BREMEN	0	74.641	74.641
**D	MASTERFONDS BANTRHUS	0	307.826	307.826
**D	ALLIANZGI FONDS OB PENSION	0	86.400	86.400
**D	SDK K3 FONDS	0	30.210	30.210
**D	ALLIANZGI FONDS PENCABV PENSIONS	0	157.485	157.485
**D	ALLIANZGI FONDS OLB PENSIONEN	0	48.771	48.771
**D	ZURICH INSURANCE FLC	0	196.567	196.567
**D	ZURICH VIDA COME DE SEGUROS Y REASEG SA	0	38.911	38.911
**D	DNCA INVEST	0	5.074.930	5.074.930
**D	ABERDEEN STANDARD SICAV I	0	3.570.485	3.570.485
**D	PICTET TR	0	192.411	192.411
**D	FONDAZIONE ROMA SIF	0	492.924	492.924
**D	FAM SERIES UCITS ICAV	0	35.340	35.340
**D	TORTOISE CAPITAL ADVISORS	0	486.207	486.207
**D	WITAN INVESTMENT TRUST PLC	0	13.947	13.947
**D	CATHOLIC COMMUNITY FOUNDATION OF MINNESO	0	19.500	19.500
**D	PUBLIC SCHOOL RETIREMENT SYSTEM OF THE C	0	165.802	165.802
**D	WILSHIRE MUTUAL FUNDS INC - WILSHIR	0	5.710	5.710
**D	GLOBAL CLEAN EQUITY FUND	0	0	0

Assemblea Ordinaria del 14 maggio 2020

LISTA ESITO DELLE VOTAZIONI

Oggetto: Relazione sulla politica di remunerazione e sui compensi corrisposti - Prima sezione: relazione sulla politica di remunerazione (deliberazione vincolante).
FAVOREVOLI

Badge	Ragione Sociale	Proprio	Delega	Totale
**D	BNPDSJ ACO SIW OFF GL EQ FD	0	82.380	82.380
**D	BNPDSJ ACO SIW OFF BRIDGE FD	0	166.052	166.052
**D	STANDARD LIFE INVESTMENTS	0	9.273	9.273
**D	MERCER UNHEDED OVERSEAS SHARES TRUST	0	88.000	88.000
**D	IPAC SPEC INV STR INT SHARESTRATEGY NO 1	0	329.441	329.441
**D	UNISUPER	0	595.769	595.769
**D	WHOLESALE UNIT TRUST GL. INFRASTRUCTURE F	0	68.539	68.539
**D	WHOLESALE UNIT TRUST GLOBAL SHARES F 3	0	17.936	17.936
**D	BNZ WHOLESALE INTERN EQUITIES INDEX FUND	0	94.793	94.793
**D	MULTIMIX WHOLESALE INT SHARES TRUST	0	117.463	117.463
**D	ORANO CYCLE	0	3.800.000	3.800.000
**D	CALCIUM QUANT	0	354.629	354.629
**D	SODIUM 1	0	752.976	752.976
**D	FCP ALBA VALEUR	0	75.000	75.000
**D	FCP EPARGNE EUROPE DYNAMIQUE	0	210.132	210.132
**D	FCP SAKKARAH 4	0	159.141	159.141
**D	STICHTING AHOLD DELEHAIZE PENSIOEN	0	641.034	641.034
**D	FCP IRCOM RETRAITE DIVERSIFIE	0	284.556	284.556
**D	FCP SAKKARAH 2	0	130.013	130.013
**D	FONDS DE RESERVE POUR LES RETRAIT	0	2.575.035	2.575.035
**D	FCP VILLIERS ACTIONS EUROPE SYST	0	1.048.555	1.048.555
**D	DNCA MF VALUE EUROPE	0	369.798	369.798
**D	CNP TRADE ORGANIZATION PENSION PLAN	0	705.981	705.981
**D	PICTET CH INSTITUTIONAL - EUROPEAN	0	76.578	76.578
**D	BANQUE PICTET & CIE SA	0	585.689	585.689
**D	RAIFFEISEN INDEX FONDS EURO STOXX 50	0	110.595	110.595
**D	SWISS LIFE LUXEMBOURG SA	0	145.514	145.514
**D	PICTET CH-GLOBAL EQUITIES	0	475.720	475.720
**D	PICTET GLOBAL SELECTION FUND - GLOB	0	92.131	92.131
**D	PICTET GLOBAL SELECTION FUND	0	62.405.479	62.405.479
**D	PICTET - MULTI ASSET GLOBAL	0	3.009.135	3.009.135
**D	QUAERO CAPITAL FUNDS (LUX)	0	130.163	130.163
**D	PICTET CLEAN ENERGY	0	364.562	364.562
**D	PICTET - GLOBAL MEGATREND SELECTION	0	5.773.381	5.773.381
**D	PICTET-EUROLAND INDEX	0	5.642.023	5.642.023
**D	PICTET-EUROPE INDEX	0	1.455.974	1.455.974
**D	FOREIGN STOCK INDEX MOTHER FUND ONAL DEVELOPED COUNTRIES INDEX MOTHER FUNDD	0	258.734	258.734
**D	DAIWA PAN EUROPEAN HIGH DIVIDEND YIELD STOCK MOTHER FUND	0	62.990	62.990
**D	DANSKE INVEST EUROPE HIGH DIVIDEND FUND	0	473.875	473.875
**D	DANSKE INVEST EUROPEAN EQUITY FUND	0	945.983	945.983
**D	ROBECO CAPITAL GROWTH FUND	0	106.073	106.073
**D	STICHTING DEPOSITARY APG DEVELOPED	0	1.910.651	1.910.651

LISTA ESITO DELLE VOTAZIONI

Oggetto: Relazione sulla politica di remunerazione e sui compensi corrisposti - Prima sezione: relazione sulla politica di remunerazione (deliberazione vincolante).
FAVOREVOLI

Badge	Ragione Sociale	Proprio	Delega	Totale
**D	DEGROOF PETERCAM ASSET MANAGEMENT REPRESENTING ARGENTA PENSIOENS PAAR FONDS DEFENSIVE	0	2.019.300	2.019.300
**D	DEGROOF PETERCAM ASSET MANAGEMENT REPRESENTING ERGO FUND	0	52.000	52.000
**D	MOMENTUM INVESTMENT FUNDS SICAV-SIF	0	27.897	27.897
**D	ROBECO UMBRELLA FUND I N.V.	0	238.968	238.968
**D	ARGENTA DP	0	1.149.700	1.149.700
**D	BLACKROCK INSTITUTIONAL POOLED FUNDS PLC	0	1.125.212	1.125.212
**D	NFS LIMITED TRAFALGAR COURT ADMIRAL PARK ST. PETER FORT	0	1.046.687	1.046.687
**D	DEKA INVESTMENT GMBH RE DEKA-BASIS	0	17.500	17.500
**D	DEKA INVESTMENT GMBH RE DEKA-DIVIDEND VA	0	1.040.000	1.040.000
**D	DEKA INVEST DEKA EURO STOXX 50 - UCITS	0	2.629.188	2.629.188
**D	DEKA INVESTMENT GMBH	0	132.282	132.282
**D	DEKA INVEST GMBH RE DEKA-BAY-FONDS	0	188.148	188.148
**D	DEKA INVEST. RE DEKA-DIVIDENDISCOUNT	0	182.800	182.800
**D	DEKA INVESTMENT GMBH RE DEKASPEZIAL	0	170.000	170.000
**D	DEKA INVESTMENT GMBH RE NASPA-AKTIE	0	4.114.044	4.114.044
**D	DEKA INVESTMENT GMBH RE DEKA	0	1.407.000	1.407.000
**D	DEKA INVESTMENT GMBH RE PKBMF	0	48.350	48.350
**D	DEKA INVEST RE DEKA-EUROLAND BALANCE	0	2.024.050	2.024.050
**D	DEKA INVEST GMBH RE BALANCE DYNAMISCH	0	31.685	31.685
**D	DEKA INVESTMENT GMBH RE DEKA-BR 75	0	53.493	53.493
**D	DEKA INVEST GMBH RE DEKA-BR 100	0	243.443	243.443
**D	DEKA INVESTMENT GMBH RE DEKA-BR 100	0	960.000	960.000
**D	DEKA INVESTMENT GMBH RE DEKAFUTUR-CHANCE	0	120.010	120.010
**D	DEKA INVEST RE/DEKAFUTUR-WACHSTUM	0	49.700	49.700
**D	DEKA INVEST RE/DEKAFUTUR-ERTRAG	0	6.860	6.860
**D	DEKA INVEST GMBH RE DEKA-NACHE KOM	0	270.428	270.428
**D	DEKA INVESTMENT GMBH RE DEKA-BR 35	0	143.759	143.759
**D	DEKA INVESTMENT GMBH RE DEKA-BR 55	0	24.198	24.198
**D	DEKA INVEST GMBH RE SIGMA PLUS BALANCED	0	17.329	17.329
**D	DEKA INVEST RE SIGMA PLUS KONSERVATIV	0	19.093	19.093
**D	DEKA INV GMBH RE DEKA MEGATRENDS	0	290.000	290.000
**D	DEKA INV GMBH RE DEKA EUROPA AKTN STRATE	0	140.000	140.000
**D	DEKA INV GMBH RE NUILL-FONDS	0	8.000	8.000
**D	DEKA INV GMBH R DEK MSCI WORLD UCITS ETF	0	13.579	13.579
**D	DEKA INVEST GMBH RE BEROLINAREN DEKA	0	29.520	29.520
**D	DEKA INVEST DIVIDENDENSTRATEGIE	0	11.500.000	11.500.000
**D	DEKA INVEST GMBH RE DEKA-PB DEFENSIV	0	14.914	14.914
**D	DEKA INVESTGMBH RE MSCI EUROPE LC UCITS	0	43.504	43.504
**D	DEKA INV. GMBH DEKA MSCI EUROPE UCITS ET	0	404.971	404.971
**D	DEKA INV. GMBH RE DEKA ST.EUR.50 UCI ETF	0	64.307	64.307
**D	MINE SUPERANNUATION FUND	0	378.651	378.651
**D	VANGUARD INTERNATIONAL SHARE INDEX FUND	0	215.960	215.960
**D	VANGUARD INTERNATIONAL SHARE INDEX FUND	0	2.450.143	2.450.143

Assemblea Ordinaria del 14 maggio 2020

LISTA ESITO DELLE VOTAZIONE

Oggetto: Relazione sulla politica di remunerazione e sui compensi corrisposti - Prima sezione: relazione sulla politica di remunerazione (deliberazione vincolante).
FAVOREVOLI

Badge	Ragione Sociale	Proprio	Delega	Totale
**D	CONSTRUCTION AND BUILDING UNIONS SUPER F	0	707.670	707.670
**D	AUSTRALIANSUPER	0	12.061	12.061
**D	SAS TRUSTEE CORPORATION POOLED FUND	0	402.840	402.840
**D	LUCRE PTY LTD FOR THE LABOUR UNION CO-OPERATIVE RETIREMENT FUND	0	41.206	41.206
**D	OPTIMIX WHOLESAL GLOBAL SHARE TRUST	0	207.400	207.400
**D	BANCO CENTRAL DE TIMOR-LESTE (BCTL)	0	616.133	616.133
**D	CONNECTICUT GENERAL LIFE INSURANCE COMPANY	0	99.518	99.518
**D	STANDARD CHARTERED BANK HONG KONG RETIRE	0	22.246	22.246
**D	JPMORGAN CHASE BANK - PB - CANADA F	0	17.495	17.495
**D	JPMORGAN CHASE BANK - PB - UNITED STATES CORPORATIONS	0	18.355	18.355
**D	FOREIGN SECURITIES TRUST #1	0	1.106.048	1.106.048
**D	JPMORGAN CHASE BANK - PB - US FOUNDATION	0	16.037	16.037
**D	JPMORGAN CHASE BANK - PB - US TAX EX ENT	0	13.648	13.648
**D	JPMORGAN CHASE BANK - PB - UNITED STATES TRUSTS - CRA TREATY	0	76.829	76.829
**D	COMMINGLED PENSION TRUST FUND (INTERNATIONAL ADVANTAGE) OF JPMORGAN CHASE BANK	0	266.444	266.444
**D	CTIIVP - LAZARD INTERNATIONAL EQUITY ADVANTAGE FUND	0	6.321.550	6.321.550
**D	JPMORGAN GLOBAL MACRO OPPORTUNITIES FUND	0	104.065	104.065
**D	COMMING PENS TR FU EU DYN HED EQ O JPM N	0	555.754	555.754
**D	CAPCO TRUST JERSEY LIMITED AS TRUSTEE OF	0	39.652	39.652
**D	ANZ WHOLESAL INTERN SHARE NO. 1 FUND	0	24.932	24.932
**D	BRUNEI SHELL RETIREMENT BENEFIT FUND	0	12.612	12.612
**D	CGMPV, LLC	0	31.499	31.499
**D	JPMORGAN GLOBAL CORE REAL ASSETS LIMITED	0	16.683	16.683
**D	ANZ PRIVATE GLOBAL EQUITIES TRUST	0	126.400	126.400
**D	THE BOEING COMPANY EMPLOYEE RETIREMENT F	0	1.150.334	1.150.334
**D	DEKA INVEST GMBH RE A-VSA-FONDS	0	112.743	112.743
**D	BLACKROCK INTERNATIONAL ALPHA TILTS FUND	0	20.389	20.389
**D	ISHARES ALLCOUNTRY EQUITY INDEX FUND	0	33.668	33.668
**D	JPMORGAN SAR EUROPEAN FUND 50/F	0	1.057.899	1.057.899
**D	CAPITAL GROUP GLOBAL EQUITY FUND	0	327.981	327.981
**D	BLACKROCK FISSION INDEXED INTL EQUITY FD	0	137.193	137.193
**D	CHINA LIFE INSURANCE (GROUP) COMPANY	0	6.220	6.220
**D	SUPERANNUATION FUNDS MANAGEMENT COR	0	126.000	126.000
**D	ADVANCE INTERNATIONAL SHARE INDEX FUND	0	667.619	667.619
**D	ANZ WHOLESAL INTERNATIONAL SHARE NO. 3 FU	0	908.600	908.600
**D	ONEPATH GLOB SHARES LARGE CAP UNHED IN F	0	667.905	667.905
**D	CHINA LIFE INSURANCE COMPANY LIMITED	0	93.900	93.900
**D	TELSTRA SUPERANNUATION SCHEME	0	644.992	644.992
**D	ISHARES WHOLESAL SCREENED INT EQ IND F	0	52.625	52.625
**D	SUPERANNUATION FUNDS MANAGEMENT CORPORAT	0	61.001	61.001
**D	SUPERANNUATION FUNDS MANAGEMENT CORP	0	13.231	13.231
**D	TCORPIM INTERNATIONAL SHARE (UNHEDGED) F	0	386.086	386.086
**D	WSSP INTERNATIONAL EQUITIES TRUST	0	362.672	362.672

EM

LTP

Assemblea Ordinaria del 14 maggio 2020

LISTA ESITO DELLE VOTAZIONE

Oggetto: Relazione sulla politica di remunerazione e sui compensi corrisposti - Prima sezione: relazione sulla politica di remunerazione (deliberazione vincolante).
FAVOREVOLI

Badge	Regione Sociale	Proprio	Delega	Totale
**D	BT WHOLESALE MULTI MANAG INTL SHARE FUND	0	95.831	95.831
**D	CAPITAL GROUP EMPLOYEE BENEFIT INV. TRUST	0	11.692.424	11.692.424
**D	KOOKMIN BANK ACTING AS TRUSTEE OF KIM PRIVATE NOBLE CLASS GLOBAL EQUITY MASTER INVESTMENT TRUST	0	18.971	18.971
**D	JP MORGAN CHASE RETIREMENT PLAN	0	230.801	230.801
**D	ISHARES WHOLESALE INTERN EQ INDEX FUND	0	546.460	546.460
**D	DEKA INV GMBH RE DONAU-LCR-FUNDMASTER	0	129.943	129.943
**D	SUPER FUNDS MANAG CORP SOUTH AUSTRALIA	0	1.071.069	1.071.069
**D	JPMORGAN LIFE LIMITED	0	12.546	12.546
**D	IBM PERSONAL PENSION PLAN TRUST	0	56.611	56.611
**D	JPMORGAN FUND III ICVC-JPM DIVERSIFIED GROWTH FUND	0	10.951	10.951
**D	JPMORGAN MULTI ASSET TRUST PLC	0	165.452	165.452
**D	RETIREMENT INCOME PLAN OF SAUDI ARABIAN OIL COMPANY	0	112.605	112.605
**D	NVIT INTERNATIONAL INDEX FUND	0	1.144.251	1.144.251
**D	FLEXSHAR.MORNT.DEV.MARK.EX-US FAC.TILT IN	0	272.321	272.321
**D	INTERNATIONAL GROWTH AND INCOME FUND	0	44.202.645	44.202.645
**D	EQ ADVISORS TRUST EQ-GLOBAL EQUITY MANAG	0	322.812	322.812
**D	EQ ADV. TRUST AXA INTL.CORE MANAGED VOLA	0	411.344	411.344
**D	SOUTHERN COMPANY SYSTEM MASTER RETIREMEN	0	1.577.883	1.577.883
**D	MINISTRY OF ECONOMY AND FINANCE	0	85.193	85.193
**D	MINISTRY OF ECONOMY AND FINANCE	0	642.167	642.167
**D	NEW WORLD FUND INC	0	8.394.776	8.394.776
**D	MINISTRY OF ECONOMY AND FINANCE	0	437.925	437.925
**D	NEW PERSPECTIVE FUND	0	40.611.209	40.611.209
**D	EUROPACIFIC GROWTH FUND	0	104.040.486	104.040.486
**D	AMERICAN BALANCED FUND	0	76.355.397	76.355.397
**D	CAPITAL INCOME BUILDER INC	0	60.965.188	60.965.188
**D	EQ ADVISORS TRUST-AXA INTL.VALUE MANAGED	0	667.601	667.601
**D	THE INCOME FUND OF AMERICA	0	196.520.535	196.520.535
**D	CAPITAL WORLD GROWTH 6 INCOME FUND INC	0	118.070.795	118.070.795
**D	FLEXSHARES STOXX GLOBAL BROAD INFRASTRUC	0	6.005.846	6.005.846
**D	EQ ADVISORS TRUST - EQ/INTERNATIONAL MAN	0	1.156.238	1.156.238
**D	EQ ADVISORS TRUST - ATM INTERNATIONAL MA	0	838.742	838.742
**D	FLEXSHARES INTERNATIONAL QUALITY DIVIDEND DEFENSIVE INDEX FUND	0	68.192	68.192
**D	GOLDMAN SACHS TRUST- GOLDMAN SACHS INTER	0	268.562	268.562
**D	PUBLIC EMPLOYEES RETIREMENT SYSTEM OF OHIO	0	5.202.128	5.202.128
**D	JPMORGAN FUND ICVC - JPM GLOBAL EQUITY I	0	113.520	113.520
**D	JPMORGAN FUND ICVC - JPM EUROPE FUND	0	325.704	325.704
**D	JPM EUROPE DYNAMIC (EX UK) FUND	0	1.609.200	1.609.200
**D	JPMORGAN FUND ICVC - JPM GLOBAL CONSUMER	0	3.274.548	3.274.548
**D	JPMORGAN LIFE LIMITED	0	241.483	241.483
**D	JPM FUND ICVC-JPM MULTI-ASSET INCOME FD	0	78.062	78.062
**D	JPMORGAN FUND ICVC - JPM EUROPE FUND	0	70.670	70.670
**D	TFL PENSION FUND	0	1.546.579	1.546.579

GH

MRO

LISTA ESITO DELLE VOTAZIONE

Oggetto: Relazione sulla politica di remunerazione e sui compensi corrisposti - Prima sezione: relazione sulla politica di remunerazione (deliberazione vincolante).
FAVOREVOLI

Badge	Ragione Sociale	Proprio	Delega	Totale
**D	THE MASTER TRUST BANK OF JAPAN, LTD. AS TRUSTEE FOR MUTB400045792	0	4.853.457	4.853.457
**D	VANGUARD TOTAL INTERNATIONAL STOCK INDEX	0	135.366.654	135.366.654
**D	VANGUARD FID COMPANY EUROPEAN STOCK INDE	0	382.960	382.960
**D	PRUDENTIAL LEGACY INSURANCE COMPANY NJ	0	429.892	429.892
**D	HONG KONG EXPORT CREDIT INSURANCE CORP OR	0	8.564	8.564
**D	GOVERNMENT SUPERANNUATION FUND	0	312.372	312.372
**D	STATE OF CALI SAV PLUS PROG MASIER TRUST	0	8.852	8.852
**D	DEKA INTERNATIONAL S.A. RE HASPA MU	0	16.200	16.200
**D	INTERNATIONAL FUND MANAGEMENT S.A. RE STRATEGIECONCEPT VM BC	0	37.700	37.700
**D	DEKA VERMOGENSMANAGEMENT GMBH RE KERPELER	0	112.850	112.850
**D	DEKA INVEST MBH VIUS FIRST VALUE FONDS	0	430.000	430.000
**D	DEKA INVEST RE DEKA TRUST BALANCED-FONDS	0	206.464	206.464
**D	DEKA A-DIM-WETZLAR-BALANCED-FONDS	0	27.900	27.900
**D	DEKA INVESTMENT GMBH RE AUW-FONDS	0	36.096	36.096
**D	DEKA INVEST GMBH RE DEKA MULT ASS TOT RE	0	28.135	28.135
**D	DEKA A-DOR-FONDS	0	9.137	9.137
**D	DEKA INVEST RE INTER-ESSEN-FONDS	0	131.979	131.979
**D	DEKA INVESTMENT GMBH RE DORAMUN-FONDS DER IHK ZU DORTMUND	0	22.017	22.017
**D	DEKA INVEST GMBH MULDENTAL FONDS	0	1.807	1.807
**D	DEKA INVESTMENT GMBH RE PENSIIONSFONDS MA	0	66.000	66.000
**D	DEKA INVESTMENT GMBH RE BF MASTERFONDS	0	22.279	22.279
**D	DEKA A-BAD HERSFELD-FONDS	0	73.219	73.219
**D	DEKA INVESTMENT GMBH RE A-ABAL 91-FONDS.	0	56.000	56.000
**D	DEKA INVESTMENT GMBH RE WI AKTIEN	0	21.614	21.614
**D	DEKA INV. GMBH RE ROLAND MASTERFONDS	0	63.718	63.718
**D	DEKA INV.A-BGL-FONDS	0	68.405	68.405
**D	DEKA INVESTMENT GMBH RE MV-FONDS	0	40.273	40.273
**D	DEKA INVESTMENT GMBH RE TEG FONDS	0	108.000	108.000
**D	INTERNATIONALE KAPITALSANLAGEGESELLSCHAFT	0	74.000	74.000
**D	DEKA INVE GMBH RE DEKA-PRIVATVORSORGE AS	0	120.000	120.000
**D	DEKA INVEST GMBH RE CHRISTOPHORUS FD	0	250.000	250.000
**D	DEKA INVEST GMBH RE AGR DENA	0	3.296	3.296
**D	DEKA INVESTMENT GMBH RE STADTBahn-FONDS	0	23.900	23.900
**D	DEKA INVESTMENT GMBH RE DEKA-KSG-FONDS	0	6.302	6.302
**D	DEKA INVEST MAULBRONN-STROMBERG-FONDS	0	31.564	31.564
**D	DEKA INVEST REGIONALE-WUPPERTAL-FONDS	0	32.500	32.500
**D	DEKA INVEST GMBH RE DEKA-SBO-FONDS	0	2.919	2.919
**D	DEKA INVEST GMBH RE BODENSEE-FONDS	0	9.616	9.616
**D	DEKA INVESTMENT GMBH RE DEKA-BR 20	0	5.000	5.000
**D	DEKA INVESTMENT GMBH RE VER 03-FONDS	0	2.078	2.078
**D	DEKA INVEST RE KOMMUNAL-TUT-BALANCED -FO	0	16.802	16.802
**D	DEKA INVESTMENT GMBH RE A-AMISTA-FONDS	0	34.500	34.500
**D		0	90.000	90.000

LISTA ESITO DELLE VOTAZIONE

Oggetto: Relazione sulla politica di remunerazione e sui compensi corrisposti - Prima sezione: relazione sulla politica di remunerazione (deliberazione vincolante).
FAVOREVOLI

Badge	Ragione Sociale	Proprio	Delega	Totale
**D	DEKA INVESTMENT GMBH RE A-ASD-FONDS	0	39.300	39.300
**D	DEKA INVESTMENT GMBH RE A-KSK FULDA-FOND	0	64.100	64.100
**D	DEKA INVEST. A-NORDHAUSEN 2-FONDS	0	200.188	200.188
**D	DEKA INVEST.GMBH RE HUFFERTZ GLOBAL	0	2.248	2.248
**D	DEKA INVESTMENT GMBH RE A WITTRING ICR F	0	8.150	8.150
**D	DEKA INVESTMENT GMBH RE S BROKER 1 FONDS	0	12.000	12.000
**D	DEKA INVESTMENT GMBH RE A-SKGO-FONDS	0	8.500	8.500
**D	DEKA INVESTMENT GMBH RE LANDSBERG-FONDS	0	62.600	62.600
**D	DEKA INVEST GMBH RE PRHL 1-FONDS	0	20.000	20.000
**D	DEKA INVESTME GMBH RE CHRONOS FUNDMASTER	0	110.000	110.000
**D	DEKA INVESTMENT GMBH RE WI DISCOUNT	0	1.155.000	1.155.000
**D	DEKA INVESTM GMBH RE A-HECKER-FONDS I	0	163.000	163.000
**D	SUEBIA FONDS	0	682.452	682.452
**D	BW AG	0	94.987	94.987
**D	EPS	0	149.711	149.711
**D	OB 2	0	259.332	259.332
**D	DEKA VALUE PLUS	0	576.820	576.820
**D	ALLIANZGI-FONDS DSPT	0	446.141	446.141
**D	RAGS-FUNDMASTER	0	136.061	136.061
**D	ARTEMIS INSTITUTIONAL GLOBAL CAPITAL FUN	0	118.037	118.037
**D	NATIONWIDE BAILLARD INTERNATIONAL EQUIT F	0	150.000	150.000
**D	NATIONWIDE INTERNATIONAL INDEX FUND	0	727.837	727.837
**D	JPMORGAN EUROPEAN INVESTMENT TRUST PLC	0	737.308	737.308
**D	INTERNATIONAL FUND MANGEMENT S.A. RE GLO	0	63.000	63.000
**D	INTERNATIONAL FUND MANGEMENT S.A. RE IFM	0	427.000	427.000
**D	INTERNATIONAL FUND MANGEMENT S.A. RE IF	0	3.500.000	3.500.000
**D	DEKA INTERNATIONAL S.A. RE DEKA-EUROPAVA	0	146.208	146.208
**D	DEKA INTL S.A GLOBALE AKTIEN LOWRISK	0	1.765.037	1.765.037
**D	DEKA INTERNATIONAL S.A RE DEKALUX-EUROPA	0	700.000	700.000
**D	DEKA INTERNATIONAL S.A. RE DEKAMULTI ASSET ERTRAG	0	2.291.783	2.291.783
**D	INTERNATIONAL FUND MANGEMENT S.A.	0	23.535	23.535
**D	DEKA INTERNATIONAL S.A RE DEKA-EURO PAGARANT	0	272.179	272.179
**D	JNL/BLACKROCK GLOBAL ALLOCATION FUND	0	2.863.996	2.863.996
**D	JNL BLACKROCK ADVANTAGE INTERNATIONAL FU	0	13.446	13.446
**D	EQ ADVISORS TR EQ TEMPLE GLOB EQ M VO F	0	75.362	75.362
**D	THE MASTER TRUST BANK OF JAPAN LTD	0	4.933	4.933
**D	BBP INKA	0	99.418	99.418
**D	BUREAU OF LABOR FUNDS- LABOR PENSION FUND	0	1.448.790	1.448.790
**D	BUREAU OF LABOR FUNDS-LABOR RETI FUND	0	92.701	92.701
**D	BUREAU OF LABOR FUNDS-LABOR INSURANCE FU	0	80.014	80.014
**D	NEW YORK STATE COMMON RETIREMENT FUND	0	5.197.739	5.197.739
**D	STATE OF WYOMING	0	455.278	455.278
**D	ARTEMIS GLOBAL EQUITY INCOME FUND	0	2.197.126	2.197.126

LISTA ESITO DELLE VOTAZIONE

Oggetto: Relazione sulla politica di remunerazione e sui compensi corrisposti - Prima sezione: relazione sulla politica di remunerazione (deliberazione vincolante).
FAVOREVOLI

Badge	Ragione Sociale	Proprio	Delega	Totale
**D	ARTEMIS EUROPEAN GROWTH FUND	0	1.104.400	1.104.400
**D	KUWAIT FUND FOR ARAB ECONOMIC DEVELOPMEN	0	53.190	53.190
**D	BLACKROCK MULTI-ASSET INC. PORTF. OF BLACK	0	1.444.940	1.444.940
**D	BLACKROCK INTERNATIONAL INDEX V.I. FUND OF BLACKROCK VARIABLE SERIES FUNDS INC.	0	103.512	103.512
**D	THE MASTER TRUST BANK OF JAPAN LTD	0	137.132	137.132
**D	THE MASTER TRUST BANK OF JAPAN LTD	0	5.913	5.913
**D	BLACKROCK INSTITUTIONAL TRUST COMEA	0	16.183.903	16.183.903
**D	BLACKR INS T COMP NA INV F FOR EMP BEN T	0	58.770.455	58.770.455
**D	BLACKROCK MSCI EAFE EQUITY INDEX NON-LENDABLE FUND	0	1.960.964	1.960.964
**D	VFTC INST TOTAL INT STOCK MARKET IND TRU	0	3.644.797	3.644.797
**D	WASHINGTON STATE INVESTMENT BOARD	0	5.530.259	5.530.259
**D	BLACKROCK MSCI EMU IMI INDEX FD B (EMUMI	0	6.670	6.670
**D	MSCI WORLD EQUITY ESG SCREENED INDE	0	1.039.964	1.039.964
**D	MSCI EUROPE EQUITY INDEX FUND B (EU	0	6.728.595	6.728.595
**D	MSCI ACWI EX-U.S. IMI INDEX FUND B2	0	489.235	489.235
**D	MSCI EUROPE EQUITY ESG SCREENED INDEX FUND B	0	8.835	8.835
**D	EUROPE EQUITY INDEX ESG SCREENED FU	0	517.658	517.658
**D	EUROPE EX-UK ALPHA TILTS ESG SCREEN	0	46.687	46.687
**D	INTERNATIONAL ALPHA TILTS FUND B (I	0	193.432	193.432
**D	GLOBAL EX US ALPHA TILTS FUND B	0	38.819	38.819
**D	JPMORGAN GLOBAL RESEARCH ENHANCED IND FU	0	890.992	890.992
**D	JPMORGAN GLOBAL ALLOCATION FUND	0	539.940	539.940
**D	JPMORGAN EUROPE DYNAMIC FUND	0	1.413.470	1.413.470
**D	JPMORGAN INCOME BUILDER FUND	0	2.088.367	2.088.367
**D	JPMORGAN DIVERSIFIED RETURN GLOB EQ ETF	0	25.889	25.889
**D	JPMORGAN INSURANCE TRUST GLOBAL ALLOC PO	0	12.172	12.172
**D	JPMORGAN INSURANCE TRUST INCOME BUILD PO	0	14.000	14.000
**D	JPMORGAN DIVERSIF RETURN EUROPE EQUITY ETF	0	7.631	7.631
**D	JPMORGAN INTERNATIONAL ADVANTAGE FUND	0	103.113	103.113
**D	JPMORGAN INTERNAT. RESEARCH ENHANCED EQUI	0	566.410	566.410
**D	JPMORGAN MACRO OPPORTUNITIES FUND	0	8.450.245	8.450.245
**D	JPMORGAN BETABUILDERS INTERNATIONAL	0	28.814	28.814
**D	JPMORGAN BETABUILDERS EUROPE ETF	0	25.505	25.505
**D	THRIFT SAVINGS PLAN	0	2.321.720	2.321.720
**D	CDN MSCI EAFE MINIMUM VOLATILITY INDEX F	0	28.239.959	28.239.959
**D	BLACKROCK CDN MSCI EAFE EQUITY INDEX FUN	0	11.464	11.464
**D	BLACKROCK CDN MSCI EAFE INDEX PLUS FUND	0	3.628.989	3.628.989
**D	BLACKROCK CDN WORLD INDEX FUND	0	63.073	63.073
**D	JPMORGAN FUND ICVC - JPM GLOBAL RESEARCH ENHANCED INDEX EQUITY FUND	0	420.667	420.667
**D	JPMORGAN INTERNATIONAL HEDGED EQUITY FUN	0	82.117	82.117
**D	COMMINGLED PENSION TR FUN INT OPPORTUNIT	0	102.001	102.001
**D	JPMORGAN DIVERSIFIED FUND	0	2.350.905	2.350.905
**D		0	70.626	70.626

2283

LISTA ESITO DELLE VOTAZIONE

Oggetto: Relazione sulla politica di remunerazione e sui compensi corrisposti - Prima sezione: relazione sulla politica di remunerazione (deliberazione vincolante).
FAVOREVOLI

Badge	Ragione Sociale	Proprio	Delega	Totale
**D	COLUMBIA GLOBAL INFRASTRUCTURE FUND	0	806.744	806.744
**D	STATE FARM INSURANCE CO EMPLOYEE RETIREM	0	1.698.117	1.698.117
**D	COLUMBIA CAPITAL ALLOCATION AGGRESSIVE P	0	4.214	4.214
**D	COLUMBIA CAPITAL ALLOCATION CONSERVAT PO	0	1.036	1.036
**D	COLUMBIA CAPITAL ALLOCATION MODERATE POR	0	5.100	5.100
**D	COLUMBIA CAPITAL ALLOCATION MODER AGG P	0	3.557	3.557
**D	COLUMBIA CAPITAL ALLOCAT MODER CONSER PO	0	1.582	1.582
**D	AQR FUNDS - AQR INTERNATIONAL MULTI STYL	0	1.076.422	1.076.422
**D	JPMORGAN ACCESS BALANCED FUND	0	22.225	22.225
**D	JPMORGAN ACCESS GROWTH FUND	0	26.882	26.882
**D	MULTI-MANAGER INTERNATIONAL EQUITY STRATEGIES FUND	0	843.273	843.273
**D	EQ ADVISORS TRUST - EQ/WELLINGTON E	0	79.265	79.265
**D	U S STEEL CORPO REPRES RETIREES BENEF TR	0	11.658	11.658
**D	COMMINGLED PENSION TRUST FUND (GLOBAL OP	0	769.268	769.268
**D	FREDERICK S. UPTON FOUNDATION CAPITAL GU	0	25.030	25.030
**D	STATE OF NEW MEXICO STATE INVEST COUNCIL	0	2.129.343	2.129.343
**D	COMMINGLED PENSION TRUST FUND (INTREPID INTERNATIONAL) OF JPMORGAN CHASE BANK	0	3.340.088	3.340.088
**D	INVESTCO OPENHEIMER GLOBAL MULTI-AS	0	23.714	23.714
**D	MULTI-MANAGER DIRECTIONAL ALTERNATIVE STRATEGIES FUND	0	50.766	50.766
**D	CAPITAL GUARDIAN GLOBAL EQUITY FUND	0	510.459	510.459
**D	CAPITAL GROUP INTERNATIONAL EQUITY	0	2.620.227	2.620.227
**D	JPMORGAN INTERNATIONAL EQUITY PLUS FUND	0	26.887	26.887
**D	DUKE ENERGY RETIREMENT SAVINGS PLAN	0	463.700	463.700
**D	CSHARES FTSE EUROPE QUALITY DIVIDEND ETF	0	58.168	58.168
**D	DFAM EQUITIES I	0	321.007	321.007
**D	DFAM L	0	27.100	27.100
**D	DFAM CAPITAL B	0	673.965	673.965
**D	DFAM HORIZON B	0	51.250	51.250
**D	DFAM DBI-RDT B	0	332.156	332.156
**D	DFAM INVEST B	0	2.274.132	2.274.132
**D	I.I.SICAV INSTITUTIONNELLE DE DROIT BELGE	0	380.000	380.000
**D	FIDELITY ADVIS SVIII FID ADV INT CA AP F	0	6.749.700	6.749.700
**D	FIAM GROUP TR FOR EMPLOYEE BENEF PLA	0	6.608.175	6.608.175
**D	VARIABLE INSURANCE PROD FD II INTER CAP	0	736.200	736.200
**D	JAPAN TRUSTEE SERVICES BANK LTD	0	100.324	100.324
**D	FIDELITY FUNDS SICAV	0	30.747	30.747
**D	FIDELITY FUNDS SICAV	0	824.496	824.496
**D	JAPAN TRUSTEE SERVICES BANK LTD	0	17.157	17.157
**D	PYRAMIS SELECT INTER EQ FUND LLC	0	135.963	135.963
**D	PYRAMIS GROUP TR FOR EMPLOYEES BENEF PLAN	0	16.069	16.069
**D	FIDELITY SAL ST FIDELITY GLOBAL EX US IN	0	2.091.423	2.091.423
**D	FIDELITY SALEM STR T FID TOTAL INT IND F	0	1.392.288	1.392.288
**D	FIDELITY UCITS ICAY	0	66.350	66.350

LISTA ESITO DELLE VOTAZIONE

Oggetto: Relazione sulla politica di remunerazione e sui compensi corrisposti - Prima sezione: relazione sulla politica di remunerazione (deliberazione vincolante).
FAVOREVOLI

Badge	Regione Sociale	Proprio	Delega	Totale
**D	FIDELITY UCITS II ICAV	0	32.160	32.160
**D	VARIABLE INSURANCE PRODUCTS FUND II: INTERNATIONAL INDEX PORTFOLIO	0	45.153	45.153
**D	FIDELITY SALEM STREET TRUST: FIDELITY ZERO INTERNATIONAL INDEX FUND	0	502.209	502.209
**D	FIDELITY CONCORD STREET TRUST: FIDELITY SERIES INTERNATIONAL INDEX FUND	0	71.271	71.271
**D	SEI INSTIT INV TRUST WORLD EQUITY EX US FD WELLING	0	4.147.590	4.147.590
**D	FIDELITY RETIREE HEALTH REIMBURSEMENT PL	0	113.308	113.308
**D	DEAM FONDS ATZM	0	24.000	24.000
**D	JANUS HENDERSON HORIZON FUND	0	5.948.546	5.948.546
**D	JANUS HENDERSON FUND	0	7.628.875	7.628.875
**D	JANUS HENDERSON GLOBAL EQUITY INCOME FD	0	2.532.172	2.532.172
**D	JANUS HEND INSTIT EUROP INDEX OPP FUND	0	65.022	65.022
**D	JANUS HENDERSON EUROPEAN FOCUS FUND	0	1.680.093	1.680.093
**D	JANUS HENDERSON EUROPEAN SELECT.OPPS FD	0	5.968.344	5.968.344
**D	JANUS HEND EUROPEAN ABSOLUTE RETURN FUND	0	98.729	98.729
**D	ENHANCED INDEX INTERNATIONAL SHARE FUND	0	528.326	528.326
**D	AMP CAP UNHEGGED GL SHS MULTI MAN FUND	0	101.568	101.568
**D	WHOLESALE GLOBAL EQUITY VALUE FUND	0	228.920	228.920
**D	JANUSHENDERSON GLOBAL EQUITY INCOME FUND	0	65.700	65.700
**D	ACTIAM RESPONSIBLE INDEX FUND EQUITY EUR	0	1.724.625	1.724.625
**D	STICHTING JURIDISCH EIGENAR.ACTIAM	0	2.741.039	2.741.039
**D	ACTIAM BELEGINGSFONDSEN NV	0	191.283	191.283
**D	JANUS HENDERSON DIVIDEND INCOME BUILDER	0	211.278	211.278
**D	DNCA BEYOND EUROPEAN LEADERS	0	135.000	135.000
**D	HUGO DNCA	0	72.944	72.944
**D	DNCA VALUE EUROPE	0	1.732.183	1.732.183
**D	FCP DNCA EVOLUTIF	0	1.429.391	1.429.391
**D	MANAGEMENT BOARD PUBLIC SERVICE PENSION	0	73.094	73.094
**D	FIDELITY GLOBAL LOW VOLATILITY EQUITY FU	0	21.940	21.940
**D	AXA EQUITABLE LIFE INSURANCE CO	0	103.598	103.598
**D	JPM CHASE BANK - FB - UK CORPORATIONS	0	196.118	196.118
**D	BIRELEY S ORANGE JAPAN, S.A.	0	23.778	23.778
**D	AXA OFFSHORE MULTIMANAGER FUNDS TRUST - AXA OFFSHORE AGGRESSIVE MULTIMANAGER FUND CIBC	0	6.210	6.210
**D	FRONTIER COMMUNICATIONS PENSION PLAN	0	229.951	229.951
**D	GENERAL MOTORS PENSIONFONDS OFF	0	23.134	23.134
**D	FQ ESSENTIAL BETA FUND LTD	0	18.336	18.336
**D	FIDELITY MANAGEMENT AND RESEARCH CO	0	72.882	72.882
**D	FIDELITY INVESTMENTS MONEY MANAGEMENT IN	0	5.094	5.094
**D	ROYAL BOROUGH OF KINGSTON UPON THAMES PE	0	4.646	4.646
**D	EQ ADVISORS TRUST - EQ/AB DYNAMIC MODERA	0	91.228	91.228
**D	EQ ADV TRUST EQ/INT. EQ. INDEX PORTFOLIO	0	329.059	329.059
**D	MFS UTILITIES FUND	0	1.683.639	1.683.639
**D	FIDELITY DIVERSIFIED INTERNATIONAL FUND	0	12.875.726	12.875.726
**D		0	12.371.700	12.371.700

reps

81

LISTA ESITO DELLE VOTAZIONE

Oggetto: Relazione sulla politica di remunerazione e sui compensi corrisposti - Prima sezione: relazione sulla politica di remunerazione (deliberazione vincolante).
FAVOREVOLI

Badge	Ragione Sociale	Proprio	Delega	Totale
**D	FIDELITY CENTRAL INVESTMENT PORTFOLIOS I	0	748.036	748.036
**D	THE CAR CARE PENSION PLAN	0	36.318	36.318
**D	FORSTA AP - FONDEN	0	1.491.450	1.491.450
**D	DWS INVESTMENT GMBH	0	2.786.989	2.786.989
**D	UKA-FONDS	0	181.934	181.934
**D	JURITER GREEN INVESTMENT TRUST FLC	0	100.000	100.000
**D	NATIONAL PENSION INSURANCE FUND	0	90.939	90.939
**D	EQ ADVISORS TRUST-AXA/AB DYNAMIC GROWTH	0	74.087	74.087
**D	EQ ADVISORS TRUST - EQ/MFS UTILITIES SERIES PORTFOLIO	0	775.404	775.404
**D	NVIT INTERNATIONAL EQUITY FUND ONE	0	68.594	68.594
**D	MARSHFIELD CLINIC MASTER TRUST	0	96.499	96.499
**D	BUREAU OF LABOR FUNDS - LABOR RETIREMENT FUND	0	90.939	90.939
**D	MISSOURI EDUCATION PENSION TRUST	0	744.229	744.229
**D	FIDELITY INV FUNDS-FIDELITY INDEX WORLD	0	372.300	372.300
**D	FIDELITY INSTITUTIONAL SELECT GLOBAL EQU	0	82.809	82.809
**D	FIDELITY INV. FIDELITY INDEX EUROPE EX U	0	509.345	509.345
**D	THE MASTER TRUST BANK OF JAPAN LTD	0	142.198	142.198
**D	VANGUARD INTERNATIONAL VALUE FUND	0	8.578.763	8.578.763
**D	BOMBARDIER TRUST U.S. MASTER TRUST	0	109.260	109.260
**D	HORIZON HEALTHCARE SERVICES, INC	0	335.046	335.046
**D	KAYNE GLOBAL INFRASTRUCTURE FUND LP	0	45.100	45.100
**D	DANICA PENSION LIVFORSIKRINGSAKTIESELSKAB	0	222.539	222.539
**D	LOMBARD ODIER FUNDS (SWITZERLAND) SA I3D	0	1.222.003	1.222.003
**D	KAPITAL DANSKE INVEST INST DAN PENS OBLI	0	1.795.217	1.795.217
**D	ADELING DANICA LINK - INDEKS GLOBALE AKTIER	0	25.780	25.780
**D	KAPITALFOR DANSKE INVEST INSTITUT DANICA PENSIONS - AKTIER	0	162.053	162.053
**D	INV. DANSKE INVEST EUROPA INDEKS KL	0	372.510	372.510
**D	EUROPA 2 KL 17 PARALLELVEJ KONGENS, LYNGBY, 2800 DENMARK	0	98.753	98.753
**D	INV DANSKE INVEST GLOBAL INDEKS KL	0	31.350	31.350
**D	INVEST DANSKE INV EUROPA HOJT UDBYTTET	0	1.062.623	1.062.623
**D	EUROPA - AKKUMLERENDE KL PARALLELVEJ 17, KGS. LYNGBY, 2800 DENMARK	0	145.851	145.851
**D	INV. DANSKE INV-SELECT FLEXIN AKTIER	0	689.358	689.358
**D	INV DAN INV SEL GLOB EQUITY SOL AKK KL	0	307.996	307.996
**D	INV DANSKE INVEST GLOBAL STOCKPIC 2	0	115.636	115.636
**D	DANSKE INVEST SELECT GLOBAL EQUITY	0	28.091	28.091
**D	INV PROCAPTURE EUROPE INDEX FUND ACC KL	0	907.968	907.968
**D	GLOBAL AC INDEX FUND - ACCUMULATING KL	0	188.270	188.270
**D	GLOBAL INDEKS KL PARALLELVEJ 17, LYNGBY, 2800 DENMARK	0	300.496	300.496
**D	INV. DANSKE INVEST, EUROPA	0	175.808	175.808
**D	DANSKE BANK FOLJER	0	788.491	788.491
**D	BEST INVESTMENT CORPORATION	0	647.862	647.862
**D	PHOENIX GRAR FUND	0	21.595	21.595
**D	ALLIANZ GLOBAL INVESTORS PREMIER	0	27.608	27.608

2886

81

LISTA ESITO DELLE VOTAZIONE

Oggetto: Relazione sulla politica di remunerazione e sui compensi corrisposti - Prima sezione: relazione sulla politica di remunerazione (deliberazione vincolante).
FAVOREVOLI

Badge	Regione Sociale	Proprio	Delega	Totale
**D	CASHAY GLOBAL MULTIPLE INCOME BALANCED FUND 2F	0	527.712	527.712
**D	JPMORGAN MULTI INCOME FUND	0	842.586	842.586
**D	SCHRODER IN.F.ADV.GL.EQUITY.FU	0	45.412	45.412
**D	BARING GLOBAL MULTI ASSET INCOME FUND	0	6.548	6.548
**D	JPMORGAN MULTI BALANCED FUND	0	33.262	33.262
**D	NE-AMUNDI PRIV SEC INVEST TRUST D1	0	19.257	19.257
**D	ALLIANZ CHOICE BEST STYLES EUROPE FUND	0	385.778	385.778
**D	ALL GL IN ASIA FD-ALLIANZ SEL EU EOY DIV	0	159.538	159.538
**D	PERTUNGAN KESELAMATAN SOSIAL	0	358.554	358.554
**D	JPMORGAN EUROPE STRATEGIC DIVIDEND FUND	0	71.366	71.366
**D	MARITIME AND PORT AUTHORITY OF SINGAPORE	0	17.796	17.796
**D	CIVIL SERVICES EMPLOYERS PENSION FUND	0	42.123	42.123
**D	AIA GLOBAL MULTI-FACTOR EQUITY FUN HSBC FRANCE	0	24.459	24.459
**D	REASSURE LIMITED	0	2.120.567	2.120.567
**D	PUM ACS EUROPEAN EX UK FUND	0	2.147.444	2.147.444
**D	AI EUROPE EQUITY EX UK FUND	0	3.936.076	3.936.076
**D	THE BRUNNER INVESTMENT TRUST PLC	0	1.494.864	1.494.864
**D	THE PRUDENTIAL ASSURANCE COMPANY LTD	0	612.349	612.349
**D	PRUDENTIAL PENSIONS LIMITED	0	138.830	138.830
**D	AI DISTRIBUTION LIFE FUND	0	103.104	103.104
**D	HENDERSON INTERNATIONAL INCOME TRUST PLC	0	963.546	963.546
**D	HENDERSON EUROPEAN FOCUS TRUST PLC	0	949.506	949.506
**D	PUM BOTHWELL EUROPE FUND	0	2.997.724	2.997.724
**D	PUM EUROPEAN UNIT TRUST	0	105.591	105.591
**D	INTERNATIONALE KAPITALANLAGESELLSCHAFTMBH	0	4.410.813	4.410.813
**D	ALLIANZ CGI SUBFONDS EQUITIES	0	342.884	342.884
**D	SONDERVERMOEGEN ALLIANZGI-FONDS VBE	0	463.819	463.819
**D	SONDERVERMOEGEN ALLIANZGI-FONDS DEW-CO	0	75.246	75.246
**D	SONDERVERMOEGEN ALLIANZGI-FONDS DRCO	0	68.692	68.692
**D	SONDERVERMOEGEN ALLIANZGI-FONDS DSW-DREFO	0	49.754	49.754
**D	SONDERVERMOEGEN ALLIANZGI-FONDS DSW-CO	0	119.374	119.374
**D	SONDERVERMOEGEN ALLIANZ ADAC AV FONDS	0	20.454.191	20.454.191
**D	ALLIANZ PV-WS RCM SYSPRO INDEXING EUROLAND	0	157.665	157.665
**D	ALLIANZ PV-WS RCM SYSPRO VALUE EUROPE	0	487.579	487.579
**D	SONDERVERMOEGEN ALLIANZ RFG FONDS	0	743.580	743.580
**D	ALLIANZ VGI 1 FONDS AGI EQUITIES	0	444.810	444.810
**D	SONDERVERMOEGEN ALLIANZ VGI 1 FONDS	0	142.747	142.747
**D	ALLIANZ VGL FONDS RCM GROWTH EUROPE	0	1.196.329	1.196.329
**D	SONDERVERMOEGEN ALLIANZ VKA FONDS	0	1.279.010	1.279.010
**D	SWISS NATIONAL BANK	0	29.573.222	29.573.222
**D	ALPHA ARCHITECT INTERNATIONAL QUANTITATI	0	169.803	169.803
**D	LSV GLOBAL MANAGED VOLATILITY FUND	0	17.300	17.300
**D	LSV GLOBAL VALUE FUND ONE FREEDOM V	0	7.000	7.000

21

2020

Assemblea Ordinaria del 14 maggio 2020

LISTA ESITO DELLE VOTAZIONI

Oggetto: Relazione sulla politica di remunerazione e sui compensi corrisposti - Prima sezione: relazione sulla politica di remunerazione (deliberazione vincolante).
FAVOREVOLI

Badge	Ragione Sociale	Proprio	Delega	Totale
**D	KAYNE RENEWABLE ENERGY INCOME 1800	0	112.081	112.081
**D	ALPHACENTRIC ENERGY INCOME FUND	0	39.900	39.900
**D	KAYNE ANDERSON RENEWABLE INFRASTR. RUCE PA	0	283.419	283.419
**D	ALLIANZ GLOBAL INVESTORS GMBH	0	105.035	105.035
**D	WORLDVIEW INVESTMENT FUND	0	89.223	89.223
**D	WIF-EUROPE OPPORTUNITIES FUND	0	210.089	210.089
**D	SONDERVERMOGEN PRMF INKA	0	198.189	198.189
**D	SONDERVERMOGEN VIN	0	79.868	79.868
**D	SONDERVERMOGEN FONDS VKV	0	538.760	538.760
**D	SONDERVERMOGEN INKA LUCK FONDS	0	279.999	279.999
**D	INTERNATIONALE KAPITALANLAGEGESELLSCHAFT MBH 21 YORCKSTRASSE, DUESSELDORF, NRW	0	16.300	16.300
**D	SONDERVERMOGEN FONDS CCS	0	26.185	26.185
**D	SCHOLLER-STIFTUNGSFONDS 1 AKTIEN	0	49.321	49.321
**D	WIF-EUROPE DISCOVERY FUND	0	234.397	234.397
**D	MERCER UNHEDGED OVERSEAS SHARES TRUST	0	31.296	31.296
**D	SCHRODER GLOBAL ENHANCED INDEX FUND	0	66.490	66.490
**D	BANCO CENTRAL DE TIMOR-LESTE (BCTL)	0	200.632	200.632
**D	SCHRODER GLOBAL MULTI-FACTOR EQUITY FUND	0	257.946	257.946
**D	SCHRODER ADVANCED BETA GLOBAL EQUITY SMA	0	17.759	17.759
**D	SCHRODER QEP GLOBAL CORE FUND	0	204.074	204.074
**D	BEST INVESTMENT CORPORATION	0	128.355	128.355
**D	MARITIME AND PORT AUTHORITY OF SINGAPORE	0	3.230	3.230
**D	CM-CIC CONVICTIONS EDRO	0	390.000	390.000
**D	FCP BRONGNIART AVENIR	0	130.000	130.000
**D	SICAV MONT	0	125.000	125.000
**D	FCP GAILLON NATURAL RESOURCES	0	593.869	593.869
**D	FCP GAILLON SECTORIEL	0	171.241	171.241
**D	FCP CM-CIC EURO ACTIONS	0	890.516	890.516
**D	FCP AVENIR ALIZES	0	8.000	8.000
**D	UNION EUROPE VALUE	0	1.144.451	1.144.451
**D	FCP UNION EUROPE	0	1.893.362	1.893.362
**D	FCP CIC TECHNO COM	0	107.500	107.500
**D	CM VALEURS ETHIQUES	0	199.701	199.701
**D	CM EUROPE ACTIONS	0	101.681	101.681
**D	FCP BRONGNIART RENDEMENT	0	500.000	500.000
**D	FCP TRANSAT PATRIMOINE 2	0	450.000	450.000
**D	LV FAMILIALE	0	18.000	18.000
**D	CFE ALLOCATION PATRIMOINE 2	0	140.000	140.000
**D	STOCKS FINANCES	0	1.150	1.150
**D	LA BELLE BEAUCE	0	40.000	40.000
**D	FCP FIDOGEST	0	120.000	120.000
**D	FCP CASIMIRI	0	22.000	22.000
**D	FCP P5GH	0	24.000	24.000

13

1188

Assemblea Ordinaria del 14 maggio 2020

LISTA ESITO DELLE VOTAZIONI

Oggetto: Relazione sulla politica di remunerazione e sui compensi corrisposti - Prima sezione: relazione sulla politica di remunerazione (deliberazione vincolante).
FAVOREVOLI

Badge	Ragione Sociale	Proprio	Delega	Totale
**D	FCP BHV	0	24.000	24.000
**D	FCPE FCP OCP	0	27.389	27.389
**D	DELI GROUP FOOD	0	1.700	1.700
**D	BARCLAYS FRANCE 30-70	0	12.000	12.000
**D	FCPE AI DIVERSIFIE	0	3.588	3.588
**D	FCPE SERENIS ADAGIO	0	4.000	4.000
**D	LV INVEST	0	15.000	15.000
**D	POINCARE II	0	8.000	8.000
**D	FCP BROUARDEL AVENIR	0	18.000	18.000
**D	FCP JFA	0	10.000	10.000
**D	FCP OFFENSIF AIR LIQUIDE EXPANS	0	15.471	15.471
**D	FCPE CONVERGENCE ACTIONS EUROPE	0	300.000	300.000
**D	LES BRUYERES	0	5.000	5.000
**D	FCPE GROUPE SAMSE	0	22.000	22.000
**D	FCP PYRENEES GLOBAL	0	11.736	11.736
**D	SICAV METISS	0	16.000	16.000
**D	FCP BEL VAL	0	300.000	300.000
**D	FCPE ACCOR DIVERSIFIE	0	5.418	5.418
**D	FCP DAY SOLVAY	0	26.000	26.000
**D	FCP JCD FIVE	0	22.000	22.000
**D	FCPE COFACE	0	15.000	15.000
**D	FCPE LAGARDERE PUBLICITE AUDIO	0	1.013	1.013
**D	FCP CAGNI	0	26.000	26.000
**D	OTIS EP DIVERSIFIE	0	26.498	26.498
**D	FCP ES GESTION EQUILIBRE	0	397.873	397.873
**D	FCP ES DYNAMIQUE	0	281.044	281.044
**D	FCP ES TEMPERE	0	30.000	30.000
**D	FCP UNI 1	0	81.258	81.258
**D	FCP JET SERVICES	0	11.000	11.000
**D	1504 FCP THALES AVIONICS	0	10.199	10.199
**D	STRAUBLI 80 20 CREDIT MUTUEL FCPE	0	10.000	10.000
**D	STRAUBLI 50 50 CREDIT MUTUEL FCPE	0	15.000	15.000
**D	FCP SCHUCCO	0	3.760	3.760
**D	FCP FIPE LINE SUD EUROPEEN	0	4.214	4.214
**D	FCP MGE DYNAMIQUE EURO	0	93.000	93.000
**D	LEXMARK DYNAMIQUE	0	6.815	6.815
**D	FCP HENKEL DIVERSIFIE N 1	0	7.300	7.300
**D	FCP GROUPE ROCHE	0	100.000	100.000
**D	FCP GROUPE FORD FRANCE	0	6.245	6.245
**D	1515 FCP GERARD PERRIER	0	7.251	7.251
**D	1448 FCPE GE FACTORANCE	0	11.431	11.431
**D	FREESCALE DIVERSIFIE	0	23.194	23.194
**D	1584 FCP FERTILISODEBO	0	17.145	17.145

GA

2288

LISTA ESITO DELLE VOTAZIONE

Oggetto: Relazione sulla politica di remunerazione e sui compensi corrisposti - Prima sezione: relazione sulla politica di remunerazione (deliberazione vincolante).
FAVOREVOLI

Badge	Ragione Sociale	Proprio	Delega	Totale
**D	FCP EUROP ASSISTANCE DIVERSIFIE	0	3.429	3.429
**D	FCP DEGUSSA MIXTE	0	3.000	3.000
**D	FCP DEGUSSA DYNAMIQUE	0	7.000	7.000
**D	FCP CRYOSTAR FRANCE	0	1.654	1.654
**D	1495 FCP CONTINENTAL	0	8.000	8.000
**D	FCP CH RIVER LABORATOIRES FRANCE	0	7.532	7.532
**D	FCP CAPSUGEL	0	13.441	13.441
**D	FCP PROVENCE DIVERSIFIE	0	1.108	1.108
**D	FCP C ET A	0	4.000	4.000
**D	1262 FCP BEHR FRANCE	0	239	239
**D	1327 FCP BOUE SCALBERT DUPONT	0	25.000	25.000
**D	BALL PACKAGING EUROPE	0	2.554	2.554
**D	ARPEGE PREVOYANCE	0	10.000	10.000
**D	FCPE AREVA ACTIONS	0	135.095	135.095
**D	FCP AMORA MAILLE DIVERSIFIE	0	5.000	5.000
**D	ACM ACTIONS PLUS	0	13.657	13.657
**D	ACM ACTIONS	0	17.542	17.542
**D	FCP ARRCO QUANT 1	0	618.745	618.745
**D	KUTXABANK GESTION SGLIC S.A.	0	3.572.117	3.572.117
**D	2054 APG DME BLACKR	0	143.828	143.828
**D	THE ROYAL BANK OF SCOTLAND PLC AS TRUSTEE OF THE BLACKROCK BALANCED PORTFOLIO FND	0	650.000	650.000
**D	GENTLENESS INT STRG	0	85.677	85.677
**D	NONUS EQUITY MGRS PORTE 4 LAZARD	0	695.501	695.501
**D	SHELL CANADA 2007 PENSION PLAN	0	81.182	81.182
**D	SHELL CANADA 2007 PENSION PLAN 400	0	73.939	73.939
**D	FOREST PRESERVE DISTRICT EMPLOYEES ANNUITY AND BENEFIT FUND	0	83.795	83.795
**D	VOLUNTARY EMPLOYEES BENEFICIARY ASSOCIATION SOUTHERN CALIFORNIA EDISON COMPANY	0	20.321	20.321
**D	ENVMTD BFM BLK SYSTEM CONT EUR FUND	0	1.157	1.157
**D	NKB 10520 GLOBALE AKTIER SRI	0	262.934	262.934
**D	2049 APG DME ARROWST	0	2.528.745	2.528.745
**D	2048 APG DME LACM GL	0	353.795	353.795
**D	1256 APG DME ENERGY	0	9.051.443	9.051.443
**D	1253 APG DME CORE EU	0	15.417.821	15.417.821
**D	1133 APG DME STCK SEL	0	8.909.322	8.909.322
**D	CONGREGATION OF THE SISTERS OF CHARITY OF THE INCARNATE WORD	0	41.449	41.449
**D	PSBF LAZARD EQUITIES	0	456.095	456.095
**D	MIRF ALLIANCE BERNSTEIN F	0	265.600	265.600
**D	OSP LIQUID FUND, LP	0	71.795	71.795
**D	CHSU FOUNDATION ENDOWMENT FUND LP	0	28.306	28.306
**D	PRU JENNN EQUITY INC PDT1	0	3.351.631	3.351.631
**D	THIRTY PERCY FOUNDATION	0	11.500	11.500
**D	SYCAMORE INVESTMENT CO LP	0	29.271	29.271
**D	LEXINGTON INT, LLC	0	73.519	73.519

upo

87

LISTA ESITO DELLE VOTAZIONE

OGGETTO: Relazione sulla politica di remunerazione e sui compensi corrisposti - Prima sezione: relazione sulla politica di remunerazione (deliberazione vincolante).
FAVOREVOLI

Badge	Ragione Sociale	Proprio	Delega	Totale
**D	JASPER RIDGE DIVERSIFIED TAX EXEMPT LP	0	158.932	158.932
**D	OHM STRATEGIC PARTNERS LP	0	241.617	241.617
**D	PHILANTHOPAR INVESTMENTS LP	0	32.167	32.167
**D	WINDEALL INVESTMENTS, L.P.	0	34.616	34.616
**D	TERREBONNE INVESTMENTS, L.P.	0	230.868	230.868
**D	WELLS FARGO BANK N.A.	0	47.939	47.939
**D	WF WELLS FARGO BANK NA	0	67.696	67.696
**D	SUBSIDIZED SCHOOLS PROVIDENT FUND	0	40.079	40.079
**D	INTL EQUITY FUND MONDRIAN	0	2.759.856	2.759.856
**D	THE HODSON TRUST	0	102.096	102.096
**D	DEUTSCHE ASSET MANAGEMENT INVESTMENT GMBH ON BEHALF OF DEUTSCHE DCG EQ	0	84.521	84.521
**D	ALAS INV SERVICESMONDRIAN INV	0	148.352	148.352
**D	CITI RETIREMENT SAVINGS PLAN	0	232.679	232.679
**D	DFNF LAZARD ASSET MGMT	0	71.020	71.020
**D	MS&R SCHRODER	0	77.011	77.011
**D	AUTORIDADE MONETARIA DE MACAU	0	217.688	217.688
**D	ADVANCED SERIES ASPRUENTIAL FLEXIBLE MULTI STRATEGY PORTFOLIO	0	36.130	36.130
**D	AST QMA INTL CORE EQUITY PORT PDWE	0	905.431	905.431
**D	UNEMPLOYMENT PENSION FUND	0	65.300	65.300
**D	GREAT WEST INTERNATIONAL GROWTH FUND	0	1.018.500	1.018.500
**D	GREAT WEST CORE STRATEGIES INTERNATIONAL EQUITY FUND	0	61.900	61.900
**D	ARCONIC CORP PENSION PLANS MASTER TRUST	0	114.637	114.637
**D	NON US EQUITY MGRS PORT 4 LSV	0	530.100	530.100
**D	LSV NONUS EQUITY LCLLC	0	179.300	179.300
**D	SUBSIDIZED SCHOOLS P FUND NORTHERN	0	83.275	83.275
**D	THE HARTFORD RETIREMENT PLAN TRUST FOR US EMPLOYEES	0	137.978	137.978
**D	WILLIS TOWERS WATSON GROUP TRUST	0	453.268	453.268
**D	ARCONIC RETIREMENT PLANS MASTER TRUST	0	51.184	51.184
**D	INTL BESS LP	0	46.566	46.566
**D	INVESCO PERPETUAL GLOBAL BALANCED INDEX FUND	0	25.409	25.409
**D	INVESCO PERPETUAL GLOBAL EX UK CORE EQUITY INDEX FUND	0	100.217	100.217
**D	THE CONSOLIDATED EDISON PENSION PLAN MASTER TRUST	0	2.022.310	2.022.310
**D	STICHTING SPOORWEGPENSIOENFONDS	0	50.772	50.772
**D	BNYMILC LAZARD GLB STRTGC EQTY FD	0	20.357	20.357
**D	VY FRANKLIN INCOME PORTFOLIO	0	7.545	7.545
**D	RED DIAMOND INTERNATIONAL EQUITY LP	0	21.852	21.852
**D	UMC BENEFIT BOARD, INC	0	2.388.906	2.388.906
**D	WESPATH FUNDS TRUST	0	351.515	351.515
**D	GENERAL MILLS GROUP TRUST	0	89.342	89.342
**D	VOYA GLOBAL HIGH DIVIDEND LOW VOLATILITY FUND	0	3.618	3.618
**D	FIRSTENERGY SYSTEM MASTER RETIREMENT TRUST	0	246.200	246.200
**D	GEORGIA TECH FOUNDATION	0	17.481	17.481
**D	VANGUARD EUROPEAN STOCK INDEX FUND	0	13.750.659	13.750.659

LISTA ESITO DELLE VOTAZIONE

Oggetto: Relazione sulla politica di remunerazione e sui compensi corrisposti - Prima sezione: relazione sulla politica di remunerazione (deliberazione vincolante).
FAVOREVOLI

Badge	Ragione Sociale	Proprio	Delega	Totale
**D	VANGUARD FTSE ALL-WORLD EX US INDEX FUND	0	14.223.632	14.223.632
**D	BMO DTC EQ COM VALUE LAZARD	0	289.421	289.421
**D	BMO FBO DTC INTL EQ COL VAL LAZARD	0	10.906	10.906
**D	THE ZEDRA FIDUCIARY INVESTMENT FUND LTD	0	133.211	133.211
**D	R.K. MELLON INTERNATIONAL FUND.	0	169.168	169.168
**D	RICHARD KING MELLON FDN	0	303.297	303.297
**D	SAN DIEGO COUNTY EMPLOYEES RETIREMENT ASSOCIATION	0	298.778	298.778
**D	BNY MELLON FOUNDATION BY CHARLES WARD SEABURY AND LOUISE LOVETT SEABURY	0	4.718	4.718
**D	THE PRUDENTIAL SERIES FUND NATURAL RESOURCES PORTFOLIO	0	396.125	396.125
**D	1895 FONDS FGR	0	908.142	908.142
**D	FIRST STATE INVESTMENTS ICVC FIRST STATE DIVERSIFIED GROWTH FUND	0	2.332	2.332
**D	BCT POOLED INVESTMENT FUND SERIES SMARTEUROPEAN EQUITY FUND	0	59.108	59.108
**D	BCT POOLED INVESTMENT FUND SERIES DYNAMIC EUROPEAN EQUITY FUND	0	325.542	325.542
**D	UNIVERSITY OF WISCONSIN FOUNDATION	0	153.785	153.785
**D	AUTO CLUB GROUP	0	48.310	48.310
**D	STICHTING DEPOSITARY APG DEVELOPED MARKETS EQUITY POOL	0	6.011.478	6.011.478
**D	SAN FRANCISCO CITY AND COUNTY EMPLOYEES RETIREMENT SYSTEM	0	1.032.101	1.032.101
**D	RPL BERNSTEIN NON EQ	0	8.150	8.150
**D	OICF OICL OCICL PZENA	0	604.475	604.475
**D	FIDELITY SALEM STREET TRUST FIDELITY SAI INTERNATIONAL INDEX FUND	0	3.217.074	3.217.074
**D	TEXAS UTILITIES-QCAL NDT PARTNERSHIP	0	11.941	11.941
**D	ZVK DEAM SPK	0	220.000	220.000
**D	GLOBAL ATLANTIC BLACKROCK DISCIPLINED INTERNATIONAL CORE PORTFOLIO	0	28.815	28.815
**D	THE SULTANATE OF OMAN MINISTRY OF DEFENCE PENSION FUND	0	293.615	293.615
**D	INVESCO MARKETS II PLC	0	55.584	55.584
**D	MAN GLG EUROPEAN ALPHA INCOME FUND	0	55.000	55.000
**D	BNYMD AMITY EUROPEAN FUND	0	330.000	330.000
**D	GEORGETOWN UNIVERSITY	0	158.370	158.370
**D	UTIMCO SP II LLC	0	19.467	19.467
**D	MONDRIAN EMERGING MARKETS EQUITY TREASURER OF THE STATE OF NORTH CAROLINA EQUITY INVESTMENT FUND POOLED TRUST	0	0	6.208.999
**D	6.208.999	0	2.593.937	2.593.937
**D	BLACKROCK ACWI USIMI	0	22.839.804	22.839.804
**D	BLACKROCK GLOBAL FUNDS	0	156.915	156.915
**D	VIRTUS DUFF AND PHELPS GLOBAL INFRASTRUCTURE FUND	0	39.261	39.261
**D	ALICNY BLACKROCK GBL EQUITY	0	844.916	844.916
**D	WF AND CO CASH PLN FONDN INV PT	0	168.500	168.500
**D	MAN FUNDS PLC	0	7.398	7.398
**D	PS SP INTL DEVEL MOMENTUM PORT.	0	1.442.464	1.442.464
**D	PUBLIC SERVICE ENTERPRISE GROUP INC MASTER DEFINED BENEFIT RETIREMENT TRUST	0	43.920	43.920
**D	ATIVO CAPITAL	0	234.462	234.462
**D	ADVANCED SERIES TRUST - AST FI PYRAMIS QUANTITATIVE PORTFOLIO	0	124.267	124.267
**D	SLI SICAV GBL FOCUSED STRATEGIES FD	0	69.230	69.230
**D	SLI GBL SICAV CON EU EQ IN FD	0	0	0

97

ure

LISTA ESITO DELLE VOTAZIONE

Oggetto: Relazione sulla politica di remunerazione e sui compensi corrisposti - Prima sezione: relazione sulla politica di remunerazione (dell' deliberazione vincolante).
FAVOREVOLI

Badge	Ragione Sociale	Proprio	Delega	Totale
**D	SLI GLOBAL ABSOLUTE RET STRATEGIES	0	2.408.043	2.408.043
**D	SLI GLOBAL EQUITIES FUND	0	218.872	218.872
**D	SLI EUROPEAN EQUITIES FUND	0	154.989	154.989
**D	SLI EUROPEAN EQUITY UNCONSTRAINED	0	128.847	128.847
**D	CR&F LEIA-ATIVO IE	0	28.640	28.640
**D	PUBLIC EMPLOYEE RETIREMENT SYSTEM OF IDAHO	0	1.430.098	1.430.098
**D	PUBLIC EMPLOYEE RETIREMENT SYSTEM OF IDAHO	0	959.910	959.910
**D	RAYTHEON MASTER PENSION TRUST	0	509.300	509.300
**D	RAYTHEON MASTER PENSION TRUST	0	335.646	335.646
**D	DWS INVESTMENT GMBH ON BEHALF OF DEAM FONDS ZDV	0	151.500	151.500
**D	CENTRAL STATES SE AND SW H AND W FUNDS	0	266.400	266.400
**D	BNYMTCIL MAN NUMERIC GLOBAL EQ TR	0	3.500	3.500
**D	HGF HGLD PBINF WLGN CF	0	9.314	9.314
**D	HGF HGLD PBINF WLGN CF	0	18.869	18.869
**D	CITY OF NEW YORK DEFERRED COMPENSATION PLAN	0	1.839.357	1.839.357
**D	MO3F MARATHON WELLINGTON	0	44.657	44.657
**D	VANGUARD INTL HIGH DIV YLD INDEX FD	0	1.429.076	1.429.076
**D	INVESCO FUNDS	0	15.304.065	15.304.065
**D	VOYA INTERNATIONAL CORE FUND	0	260.065	260.065
**D	AUTO CLUB INSURANCE ASSOCIATION	0	148.845	148.845
**D	STANLEY LSV SPANLEY BLACK AND DECKER INC PENSION MASTER TRUST	0	115.700	115.700
**D	KENTUCKY RETIREMENT SYSTEMS INSURANCE TRUST FUND	0	482.353	482.353
**D	KENTUCKY RETIREMENT SYSTEMS INSURANCE TRUST FUND	0	321.100	321.100
**D	KENTUCKY RETIREMENT SYSTEMS	0	1.095.982	1.095.982
**D	KENTUCKY RETIREMENT SYSTEMS	0	759.700	759.700
**D	INDIANA PUBLIC RETIREMENT SYSTEM	0	473.908	473.908
**D	SDG AND E QUALIFIED NUCLEAR DECOMMISSIONING TRUST PARTNERSHIP	0	116.042	116.042
**D	VOYA MUTLI-MANAGER INTERNATIONAL FACTORS FUND	0	92.945	92.945
**D	VERIZON MASTER SAVINGS TRUST	0	308.133	308.133
**D	BELL ATLANTIC MASTER TRUST	0	30.514	30.514
**D	BELL ATLANTIC MASTER TRUST	0	678.480	678.480
**D	UNITED STATES ARMY NONAPPROPRIATED FUND EMPLOYEE RETIREMENT PLAN TRUST	0	224.550	224.550
**D	EMPLOYEES' RETIREMENT SYSTEM OF THE STATE OF HAWAII	0	19.421	19.421
**D	SOUTH DAKOTA RETIREMENT SYSTEM	0	908.825	908.825
**D	STATE OF SOUTH DAKOTA	0	77.033	77.033
**D	METROPOLITAN WATER RECLAMATION DISTRICT RETIREMENT FUND	0	41.701	41.701
**D	METROPOLITAN WATER RECLAMATION DISTRICT RETIREMENT FUND	0	261.611	261.611
**D	FLORIDA RETIREMENT SYSTEM	0	1.362.371	1.362.371
**D	BLACKROCK WORLD EX FLORIDA RET SYS	0	1.580.141	1.580.141
**D	FLORIDA RETIREMENT SYSTEM	0	134.579	134.579
**D	FLORIDA RETIREMENT SYSTEM	0	420.371	420.371
**D	BLK COMTS INC INV 1ST INV PF BNYMFD	0	316.516	316.516
**D	BNYMFD BLK CONT EUR EQ TRCK FD INV	0	5.574.342	5.574.342

493

ET

LISTA ESITO DELLE VOTAZIONE

Oggetto: Relazione sulla politica di remunerazione e sui compensi corrisposti - Prima sezione: relazione sulla politica di remunerazione (deliberazione vincolante).
FAVOREVOLI

Badge	Ragione Sociale	Proprio	Delega	Totale
**D	BNYMTD BLK CONTINENTAL EURO INC	0	10.560.045	10.560.045
**D	UTC EHEC BLACKROCK UNITED TECHNOLOGIES CORPORATION MASTER RETIREMENT	0	40.301	40.301
**D	TEA BLACKROCK INC INTL	0	1.999.912	1.999.912
**D	NV RBIF ALLNCEBRNSTN INTL EQ	0	74.536	74.536
**D	ENSIGN PEAK CP LSV INTL LARGE	0	617.700	617.700
**D	ENSIGN PEAK EAFE LSV ASSET	0	2.567.000	2.567.000
**D	AST INTL VAL LAZARD PD42	0	1.476.092	1.476.092
**D	AST ADVANCED STRAT LSV PD15	0	680.500	680.500
**D	AST INTL VALDE LSV PD41	0	624.400	624.400
**D	BLL AQUIL LIFGLO3000 FWMN WHT INDFD	0	346.917	346.917
**D	POOL RE JEM REI EQUITY	0	81.706	81.706
**D	STATE BOARD OF ADMINISTRATION OF FLORIDA	0	184.247	184.247
**D	IVY GLEL EQUITY INC	0	2.277.699	2.277.699
**D	SRP AQR	0	342.460	342.460
**D	IVY VIP GLOBAL EQUITY INCOME	0	1.078.445	1.078.445
**D	IPRASCO HOLDINGS GRP INC AND PARTICIPATING AFFILIATES RETIREMENT PLAN	0	18.720	18.720
**D	PRUDENTIAL INVESTMENT PORTFOLIO 2 PRUDENTIAL OMA INTL DEVELOPED MKTIS INDEX FUND	0	26.576	26.576
**D	UPS GROUP TRUST	0	484.117	484.117
**D	TENNESSEE VALLEY AUTHORITY RETIREMENT SYSTEM	0	25.682	25.682
**D	TENNESSEE VALLEY AUTHORITY RETIREMENT SYSTEM	0	181.381	181.381
**D	BOARD OF PENSION OF THE EVANGELICAL LUTHERAN CHURCH IN AMERICA	0	1.021.326	1.021.326
**D	ARKANSAS PUBLIC EMPLOYEES RETIREMENT SYSTEM	0	1.027.866	1.027.866
**D	THE BANK OF KOREA	0	595.155	595.155
**D	NON US EQUITY MGRS PORT 1 LAZARD	0	136.873	136.873
**D	VIRTUS TOTAL RETURN FUND INC.	0	630.290	630.290
**D	ALLSTATE LIFE INSURANCE COMPANY	0	116.495	116.495
**D	VOYA BALANCED PORT INTL VALUE	0	39.255	39.255
**D	VOYA INTERNATIONAL INDEX PORTFOLIO	0	1.366.465	1.366.465
**D	VOYA INFSTRCTR INDUST AND MATRLSFD	0	338.149	338.149
**D	VOYA GLOBAL EQUITY PORTFOLIO	0	97.580	97.580
**D	ERYF ATIVO CAPITAL	0	26.690	26.690
**D	VOYA MM INTL EQUITY FUND LAZARD	0	197.837	197.837
**D	VOYA GLOBAL EQUITY FUND	0	35.798	35.798
**D	CTJ RE STANLIB GLOBAL EQUITY FD AB	0	54.000	54.000
**D	PFI INTERNATIONAL FD I ORIGIN	0	192.000	192.000
**D	PFI OVERSEAS FD BRWS	0	3.232.159	3.232.159
**D	BNYMTCIL LAZARD EUROPEAN EQUITY FUN	0	138.417	138.417
**D	INVESCO STRATEGIC DEVELOPED EX-US ETF	0	228.943	228.943
**D	INTERNATIONALE KAPITALANLANGESELLIS CHAFT MBH	0	55.248	55.248
**D	KAPITALANLAGESELLSCHAFT MBH	0	423.304	423.304
**D	MARPER MSV LIFE PLC	0	674.429	674.429
**D	VY TEMPLETON FOREIGN EQUITY	0	169.730	169.730
**D	VOYA INTERNATIONAL HIGH DIVIDEND EQUITY INCOME FUND	0	18.427	18.427

496

PA

LISTA ESITO DELLE VOTAZIONI

Oggetto: Relazione sulla politica di remunerazione e sui compensi corrisposti - Prima sezione: relazione sulla politica di remunerazione (deliberazione vincolante).
FAVOREVOLI

Badge	Ragione Sociale	Proprio	Delega	Totale
**D	VOYA GLOBAL EQUITY DIVIDEND AND PREMIUM OPPORTUNITY FUND	0	95.496	95.496
**D	VOYA GLOBAL ADVANTAGE AND PREMIUM OPPORTUNITY FUND	0	30.998	30.998
**D	VOYA GLOBAL EQUITY DIVIDEND FUND	0	8.062	8.062
**D	VOYA GLOBAL EQUITY DIVIDEND INDEX ETF	0	1.322	1.322
**D	INVESCO S AND P EUROPE 350 EQUAL WEIGHT INDEX ETF	0	245.092	245.092
**D	ALLSTATE INSURANCE CO BLACKROCK	0	563.819	563.819
**D	LUX NYKREDIT GLOBAL EQUITIES	0	31.555	31.555
**D	CEP DEP IP GLOBAL EX UK ENHAN IND	0	3.018.432	3.018.432
**D	CEP DEP IP EUROPEAN EQUITY	0	655.330	655.330
**D	CEP DEP IP MM INVEST EUROPA AKK	0	477.778	477.778
**D	NKB 31004 INV MM INVEST EUROPA AKK	0	125.761	125.761
**D	NYKREDIT INVEST GLOBALE AKTIER SRI	0	41.213	41.213
**D	NYKREDIT INVEST TAKTISK ALLOKERING	0	34.608	34.608
**D	NKB INVEST GLOBALE AKTIER BASIS	0	1.667.588	1.667.588
**D	CEP DEP IP EUROPEAN HIGH INCOME	0	1.119.031	1.119.031
**D	CEP DEP IP EUROPEAN EQTY INCOME	0	13.177	13.177
**D	PUBLIC EMPLOYEES RETIREMENT SYSTEM OF MISSISSIPPI	0	111.100	111.100
**D	POWERSHARES S AND P GLOBAL EX CANADA HIGH DIVIDEND LOW VOLATILITY INDEX ETF	0	3.013.959	3.013.959
**D	NATIONAL ELEVATOR INDUSTRY HEALTH BENEFIT PLAN	0	2.560	2.560
**D	DUFF AND PHELPS GLOBAL UTILITY INCOME FUND INC	0	2.466.383	2.466.383
**D	PS FTSE LO BT EQ WT PORT	0	3.131.733	3.131.733
**D	FLORIDA RETIREMENT SYSTEM	0	36.535	36.535
**D	FLORIDA RETIREMENT SYSTEM	0	45.723	45.723
**D	HRCO RPWT HAP LAZARD ASSET MGMT	0	312.557	312.557
**D	AOHT HAI LAZARD ASSET MGT THE ARCHDIOCESE OF HARTFORD INVESTMENT TRUST	0	111.300	111.300
**D	THE GOVERNMENT EMPLOYEES PENSION FUND GEFF	0	292.154	292.154
**D	GOLDMAN SACHS GMS ERISA GROUP TRUST	0	238.500	238.500
**D	AST PRU GRWTH ALL PTF QMA EAFE POFI	0	1.114.712	1.114.712
**D	WILM MULTI MGR FD JO HAMERO	0	433.574	433.574
**D	CEP DEP IP GLOBAL TARGETED RE FUND	0	784.659	784.659
**D	IVY PZENA INTERNATIONAL VALUE FUND	0	13.840	13.840
**D	PS FTSE RAFI DEVEL MAR EX US PORT	0	7.877	7.877
**D	POWERSHARES GLOBAL FUNDS IRELAND PLC	0	971.662	971.662
**D	PS FTSE RAFI EU UCITS ETF BNYMFCIL	0	109.843	109.843
**D	AST FI PYRAMIS QUANT AA IE SC PDGJ	0	172.480	172.480
**D	AST FI PYRAMIS QUANT AA GLB EQ PDGH	0	65.602	65.602
**D	PRU JEN GL INFRASTRUCTURE FUND PDLE	0	213.020	213.020
**D	AST JENNISON GLOBAL INFRASTR FDMN	0	13.515	13.515
**D	AST JEM GL THEM PORT 2 INT EME PDNB	0	280.300	280.300
**D	AST BLKRR GLBL STR INT SAE PDDC	0	98.012	98.012
**D	THE PRUDENTIAL SERIES FUND GLOBAL PORTFOLIO	0	61.737	61.737
**D	PSF FLEXIBLE MANAGED PORTF OMA	0	11.780.717	11.780.717
**D	PSF CONSERVATIVE BAL PORTF OMA	0	251.466	251.466
**D	PRU SECTOR FDS INC PRU UTILITY FD	0		
**D	PRU QMA WRLD FD INC PRU INT EQTY	0		

13

UPS

LISTA ESITO DELLE VOTAZIONI

OGGETTO: Relazione sulla politica di remunerazione e sui compensi corrisposti - Prima sezione: relazione sulla politica di remunerazione (deliberazione vincolante).
FAVOREVOLI

Badge	Ragione Sociale	Proprio	Delega	Totale
**D	PRUDENTIAL INVESTMENT PORTFOLIOS INC PRUDENTIAL BALANCED FUND	0	106.587	106.587
**D	BNYMTCIL GLG EUROPEAN EQ ALTER TRAD	0	305.843	305.843
**D	AST RCM WORLD TRENDS FORT PDBF	0	1.032.953	1.032.953
**D	ADVANCED SERIES TRUST-AST PRUDENTIAL GROWTH ALLOCATION PORTFOLIO	0	836.755	836.755
**D	THE BANK OF KOREA	0	2	2
**D	THE STATE OF CONNECTICUT	0	61.260	61.260
**D	THE STATE OF CONNECTICUT ACTINGTHROUGH ITS TREASURER	0	89.100	89.100
**D	CP3F LAZARD	0	232.717	232.717
**D	CANDLES PROVIDENT PENSION FUND	0	3.449	3.449
**D	MARION BRADLEY PARTITION TRUST	0	65.376	65.376
**D	POWERSHARES S AND P INTERNATIONAL DEVELOPED HIGH DIVIDEND LOW VOLATILITY PORTFOLIO	0	16.765	16.765
**D	PNC GBL OMNIBUS CUSTODY	0	11.676	11.676
**D	AZL NFJ INTERNATIONAL VALUE FUND	0	60.616	60.616
**D	SPARTAN INTL INDEX	0	15.689.762	15.689.762
**D	AD2F TSPC LAZARD	0	93.860	93.860
**D	ADLF APP LSV IE	0	99.900	99.900
**D	TXMF LAZARD	0	649.257	649.257
**D	SHELL PENSION TRUST	0	715.382	715.382
**D	LEIF LSV ASSET MGMT	0	167.133	167.133
**D	WHITE WCTC PZENA	0	251.251	251.251
**D	LAZARD GLOBAL EQUITY INC FD ONSHORE	0	199.200	199.200
**D	LAZARD EUROPEAN ALPHA FUND	0	83.716	83.716
**D	PZENA INVESTMENT MGT	0	185.576	185.576
**D	BLL AQUILA LIFE FTSE RAFI DEVELOPED	0	312.741	312.741
**D	BLL AQUILA LIFE MSCI WORLD FUND	0	468.363	468.363
**D	BLL AQUILA LIFE OSEAS EQUITY FUND	0	1.131.329	1.131.329
**D	THE OPEC FUND FOR INTERNATIONAL DEVELOPMENT	0	1.619.769	1.619.769
**D	BR GLOBAL OPP FORT EQUITY SLEEVE	0	6.846	6.846
**D	BLL ASCENT LIFE EUROPEAN	0	367	367
**D	AST ACADEM STRAT RAJENNISON PD07	0	408.894	408.894
**D	TEACHERS' RETIREMENT SYSTEM OF LOUISIANA	0	125.297	125.297
**D	AST JPM SO CAPITAL PRESERV PD4G	0	748.290	748.290
**D	AST JPM SO SAFE OPP PD4D	0	129.239	129.239
**D	BLL AQUILA LIFE EUROPEAN EQUITY	0	85.769	85.769
**D	AF81 LABOR SELECT INTL EQ	0	53.412	53.412
**D	POWERSHARES FUREBETA FTSE DEVELOPED EX NORTHAMERICA PORTFOLIO	0	5.204.967	5.204.967
**D	RTC EMULATION	0	1.163.177	1.163.177
**D	SCEF MONDRIAN	0	1.194	1.194
**D	AB FOODS HEXAVEST	0	72.854	72.854
**D	ABN AMRO FF UBS RAFI 1000	0	321.408	321.408
**D	FARMERS GROUPE INC 401 K SAVINGS PLAN	0	62.862	62.862
**D		0	615.196	615.196
**D		0	484.463	484.463

LISTA ESITO DELLE VOTAZIONI

Oggetto: Relazione sulla politica di remunerazione e sui compensi corrisposti - Prima sezione: relazione sulla politica di remunerazione (deliberazione vincolante).
FAVOREVOLI

Badge	Regione Sociale	Proprio	Delega	Totale
**D	SBSA GEPP BLACKROCK EQUITY	0	809.731	809.731
**D	BOA PENSION PLAN MONDRIAN	0	1.304.006	1.304.006
**D	ALASKA PERMANENT FUND CORPORATION	0	1.150.133	1.150.133
**D	ALASKA PERMANENT FUND CORPORATION	0	928.534	928.534
**D	MSV JP MORGAN	0	312.609	312.609
**D	CYBE ATTIVO CAPITAL MGMT	0	48.820	48.820
**D	CYBE LSV ASSET MGMT	0	208.600	208.600
**D	RZSF3002 NON US EQ MONDRIAN	0	598.464	598.464
**D	RZSF1501 GLOBAL EQ HEMVEST	0	142.217	142.217
**D	ATFE LAZARD	0	259.100	259.100
**D	INVESCO PERPETUAL GLOBAL TARGETED INCOME FUND	0	14.813	14.813
**D	CEP DEP IP EURO EX UK ENH IND FD	0	13.340	13.340
**D	PMPT-INKA-FONDS	0	503.941	503.941
**D	THE ROMAN CATHOLIC ARCHBISHOP OF LOS ANGELES	0	243.395	243.395
**D	PLUMBERS AND PIPEFITTERS NATIONAL PENSION PLAN	0	282.760	282.760
**D	AIC CAMBIAR INTERNATIONAL EQUITY FUND	0	3.489.000	3.489.000
**D	LAWRENCE LIVERMORE NATIONAL SECURITY LLC AND LOS ALAMOS NATIONAL SECURITY LLC DEFINED BENEFIT PLANGROUP TRUST	128.737	0	128.737
**D	DBZF LSV ASSET MGMT	0	82.300	82.300
**D	MSV LIFE PLC	0	78.720	78.720
**D	VANGUARD GLOBAL DIVIDEND FUND	0	1.698	1.698
**D	EL2F EL2 LSV	0	33.900	33.900
**D	COUNTY EMPLOYEES ANNUITY AND BENEFIT FUND OF COOK COUNTY	0	446.083	446.083
**D	COUNTY EMPLOYEES ANNUITY AND BENEFIT FUND OF COOK COUNTY	0	800.889	800.889
**D	UNITED CHURCH FUNDS OMA BFF	0	6.523	6.523
**D	UNITED CHURCH FUNDS LSV ASSET MGMT	0	144.500	144.500
**D	COLUMBIA SUSTAINABLE INTL EQ ETF	0	3.871	3.871
**D	JDRF LSV NON US LONG	0	406.300	406.300
**D	AB FOODS ARTEMIS	0	776.625	776.625
**D	CPA COP PSERS PSERS ACWI X US INDEX	0	1.032.568	1.032.568
**D	INTERNATIONALE KAPITALANLAGEGESELLSCHAFT MBH ACTING FOR ACCOUNT OF INKA PBEAKK	0	747.029	747.029
**D	AURION GLOBAL EQUITY FUND	0	29.360	29.360
**D	AZL INTERNATIONAL INDEX FUND	0	868.935	868.935
**D	BGF NEW ENERGY FD NAT RES	0	10.033.571	10.033.571
**D	BGF EUROPEAN VALUE FD	0	1.731.023	1.731.023
**D	BGF EURO MKTS FD EURO EQUITY PF	0	4.033.859	4.033.859
**D	BOK KIC AAEQ 3	0	11.437	11.437
**D	AON HEWITT GROUP TRUST	0	527.500	527.500
**D	HESE NJF INVEST GRP	0	90.911	90.911
**D	HAWAIIAN ELECTRIC INDUSTRIES INC MASTER VESA TRUST	0	9.959	9.959
**D	AMUNDI SGR SPA / AMUNDI RISPARMIO ITALIA	0	1.387.458	1.387.458
**D	AMUNDI SGR SPA/AMUNDI SVILUPPO ITALIA	0	1.372.000	1.372.000
**D	AMUNDI SGR SPA	0	1.745.542	1.745.542

UPF

84

Assemblea Ordinaria del 14 maggio 2020

LISTA ESITO DELLE VOTAZIONI

Oggetto: Relazione sulla politica di remunerazione e sui compensi corrisposti - Prima sezione: relazione sulla politica di remunerazione (deliberazione vincolante).
FAVOREVOLI

Badge	Ragione Sociale	Proprio	Delega	Totale
**D	AMUNDI SGR SPA / OBBLIGAZIONARIO FTU' A DIS TRIBUZIONE	0	149.195	149.195
**D	AMUNDI SGR SPA / AZIONARIO VALORE EUROPA A DISTRIBUZIONE	0	350.097	350.097
**D	AMUNDI SGR SPA / AZIONARIO EUROPA	0	482.416	482.416
**D	AMJ GLOBAL BALANCED FUND 2017	0	58.458	58.458
**D	BLACKROCK GA ENHANCED EQUITY F	0	8.702	8.702
**D	AB CAF FUND INC AB FLEXFEE	0	13.760	13.760
**D	LSV FUNDS PLC	0	205.700	205.700
**D	AB SICAV I - ALTERNATIVE RISK	0	44.910	44.910
**D	AB SICAV I ALL MARKET TOTAL	0	5.580	5.580
**D	AFFINITY WORLD LEADERS EQUITY	0	2.710	2.710
**D	AB SICAV I ALL MARKET INCOME	0	508.177	508.177
**D	AB SICAV I - EUROZONE EQUITY P	0	9.191.336	9.191.336
**D	E.T.H.I.C.A	0	430.000	430.000
**D	AB SICAV I - EUROPEAN EQUITY P	0	2.154.461	2.154.461
**D	PGIM ETF TRUST - PGIM OMA STRA	0	9.908	9.908
**D	AB SICAV I - LOW VOLATILITY T	0	285.740	285.740
**D	BRIDGE BUILDER INTERNATIONAL	0	12.741.117	12.741.117
**D	AGF FCR ACTIONS	0	142.741	142.741
**D	AIM EQUITY EMU 1	0	888.853	888.853
**D	AZ AIR FRANCE FOCHE ACT EUR	0	106.452	106.452
**D	ALLIANZ CAVAMAC ACTIONS	0	85.443	85.443
**D	LYXOR EURO STOXX 300 DR	0	807.898	807.898
**D	ALLIANZ HOSPITALIERS EURO	0	400.000	400.000
**D	ALLIANZ HOSPI VAL DURABLES	0	400.000	400.000
**D	LYXOR STOXX EUROPE 600 (DR)	0	1.899.621	1.899.621
**D	LYX FTSE EUR MIN VAR UC ETF	0	9.421	9.421
**D	MAAF ASSURANCES SA	0	927.636	927.636
**D	PROTEC BT	0	12.760	12.760
**D	MUL - LYXOR ITALIA EQUITY PIR	0	144.034	144.034
**D	LIF - LYXOR MSCI EMU VALUE DR	0	363.785	363.785
**D	LYXOR INDEX FUND -LYXOR GLOB.F	0	14.838	14.838
**D	LYXOR CORE MSCI EMU DR UCITS	0	394.792	394.792
**D	LYXOR CORE MSCI WORLD (DR) UCI	0	115.765	115.765
**D	NESTLE FRANCE EQUILIBRE	0	87.148	87.148
**D	SG DIVERSIFIE ISR	0	263.890	263.890
**D	SG ACTIONS INTERNATIONALES	0	338.506	338.506
**D	TRUST AND CUSTODY SERVICES BAN	0	4.400	4.400
**D	AB SICAV I - EUROPE (EX UK) EQ	0	9.990	9.990
**D	BLACKROCK EUROFUND	0	231.696	231.696
**D	BLACKROCK GLOBAL ALLOCATION FU	0	19.002.184	19.002.184
**D	BLACKROCK GLOBAL SMALLCAP FUND	0	3.367	3.367
**D	LYXOR MSCI EUROPE CLIMATE	0	1.340	1.340
**D	BLACKROCK GLOBAL ALLOCATION PO	0	149.367	149.367

del 98

84

LISTA ESITO DELLE VOTAZIONI

Oggetto: Relazione sulla politica di remunerazione e sui compensi corrisposti - Prima sezione: relazione sulla politica di remunerazione (deliberazione vincolante).
FAVOREVOLI

Badge	Ragione Sociale	Proprio	Delega	Totale
**D	LYXOR MSCI WORLD CLIMATECHANGE	0	792	792
**D	BLACKROCK GLOBAL ALLOCATION VI	0	6.545.841	6.545.841
**D	LYXOR EURO STOXX 50 (DR)	0	265.945	265.945
**D	ACBERNSTEIN	0	991.010	991.010
**D	UF 6 A ACT	0	175.000	175.000
**D	CASSETTE DIVERSIFIE	0	307.557	307.557
**D	SOGECAF AF LOW CARBON	0	136.737	136.737
**D	SILVER INVESCO EURO-EQUITY	0	294.174	294.174
**D	AMUNDI S.F-EURO EQ MARKET PLUS	0	158.286	158.286
**D	SG ACTIONS EUROPE MULTIGESTION	0	31.829	31.829
**D	DIVERSIFIE ACTIONS 50-65 DU CD	0	49.633	49.633
**D	AM SOL IT-PROGETTO CED 04 2024	0	23.492	23.492
**D	PIONEER INVESTMENTS TOTAL RETU	0	36.596	36.596
**D	AMUNDI SOLUZ IT-PROG CED 05 20	0	58.461	58.461
**D	AMUNDI SOLUZ IT-PROG CED 06 20	0	38.887	38.887
**D	AMUNDI SOLUZ IT-PROG CED 08 20	0	47.350	47.350
**D	AMUNDI SOLUZ IT-PROG CED 09 20	0	42.711	42.711
**D	AMUNDI SF-DIVERS TARG IN 11 21	0	4.971	4.971
**D	AMUNDI SOLUZ IT-PROG CED 12 20	0	19.137	19.137
**D	SG ACTIONS EUROPE	0	176.681	176.681
**D	SG ACTIONS EUROPE LARGE CAP	0	37.958	37.958
**D	AMUNDI SOLUZ IT-PROG CED 11 20	0	33.892	33.892
**D	LYXOR MSCI EUROPE UCITS ETF	0	1.456.404	1.456.404
**D	ACBERNSTEIN-DYNAMIC DIVERSIFI	0	5.102	5.102
**D	LYX EUR STOXX 50 (DR) U E	0	7.176.699	7.176.699
**D	AMUNDI SOLUZ IT-PROG CED 02 21	0	16.585	16.585
**D	LYXOR INDEX FUND EURO	0	16.242	16.242
**D	AMUNDI SOLUZ IT-PROG CED 03 21	0	21.341	21.341
**D	2) NUMERIC INVESTORS LLC	0	95.900	95.900
**D	AMUNDI SOLUZ IT-PROG CED 05 21	0	21.062	21.062
**D	GLOBAL HIGH INCOME EQUITY FUND	0	151.369	151.369
**D	ETOILE ACTIONS RENDEMENT	0	433.168	433.168
**D	ETOILE ENERGIE EUROPE	0	108.415	108.415
**D	ANTARIUS ROTATION SECTORIELLE	0	85.414	85.414
**D	AMUNDI SOLUZ IT-PROG CED 06 21	0	16.537	16.537
**D	INVESCO ASSET MANAGEMENT LIMIT	0	49.938	49.938
**D	ACBERNSTEIN FCP	0	7.340.755	7.340.755
**D	AMUNDI SOLUZ IT-PROG CED 08 21	0	9.674	9.674
**D	EMG EUROPE LAZARD AM	0	159.706	159.706
**D	ETOILE ACTIONS INTERNATIONALES	0	195.488	195.488
**D	AMUNDI SOLUZ IT-PROG CED 09 21	0	15.076	15.076
**D	AMUNDI SF-DIV TGT INC 11 2022	0	15.742	15.742
**D	CHERRY TREE FUND OF AMERICAN I	0	329.320	329.320

MPP

89

LISTA ESITO DELLE VOTAZIONE

Oggetto: Relazione sulla politica di remunerazione e sui compensi corrisposti - Prima sezione: relazione sulla politica di remunerazione (deliberazione vincolante).
FAVOREVOLI

Badge	Ragione Sociale	Proprio	Delega	Totale
**D	AMUNDI SF-DIV TGT INC 11 2021	0	13.490	13.490
**D	AMUNDI SOLUZ IT-PROG CED 12 21	0	11.181	11.181
**D	AMUNDI SOLUZ IT-PROG CED 02 22	0	26.714	26.714
**D	AB CAP FUND, INC.- AB INTERNAT	0	905.270	905.270
**D	AMUNDI SOLUZ IT-PROG CED 03 22	0	20.985	20.985
**D	AMUNDI SOLUZ IT-PROG CED 04 22	0	11.832	11.832
**D	AMUNDI SOLUZ IT-PROG CED 06 22	0	13.096	13.096
**D	ALLIANCEBERNSTEIN FUND DYNAMIC	0	30.778	30.778
**D	AMUNDI SOLUZ IT-PROG CED 05 22	0	13.242	13.242
**D	AMUNDI SOLUZ IT-PROG CED 10 22	0	13.773	13.773
**D	AM SOL IT- PROG CED 12 2022	0	19.495	19.495
**D	ASI-PROGETTO CEDOLA 04 2023	0	28.903	28.903
**D	AM SOL IT-PROG CED 05 2023	0	29.882	29.882
**D	AM SOL IT-PROG CED 06 2023	0	24.547	24.547
**D	ASI-PROGETTO CEDOLA 07 2023	0	22.002	22.002
**D	NUMERIC EUROPEAN EQUITY FUND A	0	71.600	71.600
**D	ASI-PROGETTO CEDOLA 09 2023	0	28.514	28.514
**D	ASI-PROGETTO CEDOLA 10 2023	0	28.792	28.792
**D	KOKUSAI EQUITY INDEX FU	0	205.086	205.086
**D	ASI-PROGETTO CEDOLA 12 2023	0	26.834	26.834
**D	CONSULTING GROUP CAPITAL MARKE	0	194.256	194.256
**D	AMUNDI S.F.- EQ PLAN 60	0	17.352	17.352
**D	CNS GLOBAL LIST INFRASTRUCTUR	0	109.100	109.100
**D	AMUNDI S.F.-ABSOLUTE RET MULTI	0	17.906	17.906
**D	PI INVESTMENT FD-OPTIMISER	0	267.780	267.780
**D	PI IF -EMU EQUITY	0	379.755	379.755
**D	PI IF -EUROPEAN EQUITY	0	168.857	168.857
**D	AMUNDI SOLUZIONI IT-PROG. AZ.	0	32.138	32.138
**D	AMUNDI SOLUZ IT-PROG CED 09 22	0	25.136	25.136
**D	AMUNDI SOLUZ IT-PROG CED 07 22	0	10.761	10.761
**D	AMUNDI LUXEMBOURG SA	0	393.738	393.738
**D	ESPERIDES- S.A. SICAV - SIF	0	118.483	118.483
**D	AMUNDI SIF GLOBAL ETHICAL EQUITIES	0	15.052	15.052
**D	AMUNDI FUNDS MULTI ASSET CONSERVATIVE	0	81.861	81.861
**D	AMUNDI EURO STOXX 50	0	6.951.630	6.951.630
**D	AF DYNAMIC MULTI FACTO GLOBAL EQ-EUROPE	0	5.826	5.826
**D	CFR INVEST - FUTUR CITIES	0	44.470	44.470
**D	AMUNDI FUNDS EQUITY EUROPE RISK PARITY	0	81.838	81.838
**D	AMUNDI FUNDS DYNAMIC MULTI FACTORS EURO	0	1.081.857	1.081.857
**D	AMUNDI FUNDS DYNAMIC MULTI FACT EUROPE EQU	0	198.249	198.249
**D	AMUNDI INDEX MSCI EUROPE	0	1.635.132	1.635.132
**D	AMUNDI INDEX EQUITY GLOBAL LOW CARBON	0	230.067	230.067
**D	AMUNDI INDEX MSCI WORLD	0	255.760	255.760

1200

5/1

LISTA ESITO DELLE VOTAZIONI

Oggetto: Relazione sulla politica di remunerazione e sui compensi corrisposti - Prima sezione: relazione sulla politica di remunerazione (deliberazione vincolante).
FAVOREVOLI

Badge	Ragione Sociale	Proprio	Delega	Totale
**D	AMUNDI INDEX MSCI EMU	0	3.489.276	3.489.276
**D	AMUNDI FUNDS GLOBAL PERSPECTIVES	0	22.417	22.417
**D	AMUNDI INDEX EQUITY GLOBAL MULTI SMART ALLOCATION SCIENTIFIC BETA	0	16.350	16.350
**D	AMUNDI FUNDS EQUITY EURO RISK PARITY	0	578.118	578.118
**D	AMUNDI MSCI EUROPE EX UK	0	13.887	13.887
**D	AMUNDI PRIME EUROPE - UCITS ETF DR	0	14.671	14.671
**D	AMUNDI PRIME EUROZONE	0	153.544	153.544
**D	AMUNDI PRIME GLOBAL - UCITS ETF DR	0	18.101	18.101
**D	STRUCTURA	0	3.639	3.639
**D	AMUNDI FUNDS EUROPEAN EQUITY TARGET INCO	0	6.575.349	6.575.349
**D	AMUNDI FDS GLOBAL MULTI-ASSET TARGET INC	0	252.672	252.672
**D	AMUNDI FUNDS ABSOLUTE RETURN MULTI-SRAT	0	360.767	360.767
**D	AMUNDI FUNDS GLOBAL EQUITY TARGET INCOME	0	3.104.418	3.104.418
**D	AMUNDI FUNDS PIONEER FLEXIBLE OPPORTUNIT	0	340.513	340.513
**D	AMUNDI FUNDS REAL ASSETS TARGET INCOME	0	250.000	250.000
**D	AMUNDI FUNDS MULTI-STRATEGY GROWTH	0	290.979	290.979
**D	AMUNDI FUNDS GLOBAL MULTI-ASSET	0	40.187	40.187
**D	AMUNDI FDS GLOB MULTI-ASSET CONSERVATIVE	0	75.261	75.261
**D	AMUNDI FUNDS EURO MULTI-ASSET TARGET INC	0	305.293	305.293
**D	CPR INVEST-EUROPE SPECIAL SITUATIONS	0	44.467	44.467
**D	NIF I ALLIANZ BERNSTEIN	0	1.061.540	1.061.540
**D	CENTRAL BANK OF IRELAND	0	56.425	56.425
**D	LA SAUVGARDE (A) EUROPE	0	36.792	36.792
**D	FIDELIA ASSISTANCE	0	11.992	11.992
**D	MMF IARD SA (A) EUROPE	0	977.396	977.396
**D	ASSISTANCE PROTECTION JURIDIQUE (A) SUROP	0	87.820	87.820
**D	GME-VIE CANTON D (A) EUROPE	0	2.139.012	2.139.012
**D	GMF ASSURANCES (A) EUROPE	0	661.388	661.388
**D	MAAF SANTE	0	29.139	29.139
**D	MAAF VIE WINNEO PERP	0	5.599	5.599
**D	MAAF VIE ACTIF GENERAL	0	1.101.335	1.101.335
**D	ABP IARD	0	64.684	64.684
**D	APSA-SRI ABSOL RETURN MULTI-ASSETS N1	0	9.298	9.298
**D	APSA-SRI ABSOL RETURN MULTI-ASSETS N2	0	1.155	1.155
**D	ALZ DIVERSIFIE CAUMARTIN (POCHE EURO)	0	140.000	140.000
**D	AA ALLIANZ DIVERSIFIE	0	1.208.882	1.208.882
**D	ALLIANZ GLOBAL INVESTORS FRANCE	0	219.732	219.732
**D	SG AMUNDI ASSET MANAGEMENT	0	26.743	26.743
**D	AP ACTIONS 1 EURO	0	423.046	423.046
**D	ROPS-SMART INDEX EURO	0	535.186	535.186
**D	AP ACTIONS 3 MIN VOL	0	144.971	144.971
**D	PREDIQUANT A2 ACTIONS EUROPE	0	103.000	103.000
**D	CARP - INDO	0	841.369	841.369

28

1201

LISTA ESITO DELLE VOTAZIONI

Oggetto: Relazione sulla politica di remunerazione e sui compensi corrisposti - Prima sezione: relazione sulla politica di remunerazione (deliberazione vincolante).
FAVOREVOLI

Badge	Ragione Sociale	Proprio	Delega	Totale
**D	L.S. DYNAMIQUE ET SOLIDAIRE	0	19.000	19.000
**D	EPARGNE PRUDENCE THALES	0	159.281	159.281
**D	LV CHALLENGE	0	147.406	147.406
**D	N 1 RENDEMENT USINOR	0	40.944	40.944
**D	JUNON ACTIONS OBLIGATIONS	0	141.969	141.969
**D	AMUNDI LABEL DYNAMIQUE ESR	0	244.363	244.363
**D	AMUNDI LABEL PRUDENCE ESR	0	205.276	205.276
**D	AMUNDI LABEL EQUILIBRE ESR	0	353.265	353.265
**D	ARCO LONG TERME D ACTIONS	0	671.007	671.007
**D	ATOUT PULSATIONS	0	877.786	877.786
**D	LCL DYNAMIQUE	0	69.754	69.754
**D	VOCATION MARCHE ARIANESPACE CONSEIL DE SURVEILLANCE DU FCP	0	12.912	12.912
**D	LCL EQUILIBRE	0	74.202	74.202
**D	FDRN AMUNDI	0	272.766	272.766
**D	CRN AMUNDI ACTIONS	0	143.757	143.757
**D	PREDICA ISR EUROPE - ACTIONS	0	18.193	18.193
**D	PREDDICA ISR MONDE - ACTIONS	0	11.150	11.150
**D	GRD 20 ACTIONS	0	1.108.281	1.108.281
**D	TECHNIP EQUILIBRE	0	86.273	86.273
**D	TECHNIP DYNAMIQUE	0	75.767	75.767
**D	SOLIDARITE	0	23.725	23.725
**D	VILLIERS ALTO	0	168.379	168.379
**D	EPARGNE ACTIONS MONDE ISR	0	151.146	151.146
**D	AMUNDI HORIZON	0	152.946	152.946
**D	ADP DIVERSIFIE DYNAMIQUE	0	41.965	41.965
**D	ICARE	0	208.118	208.118
**D	ROPS EURO P	0	1.323.542	1.323.542
**D	COVEA FINANCE	0	662.395	662.395
**D	COVEA SOLIS	0	257.721	257.721
**D	COVEA PATRIMOINE	0	287.500	287.500
**D	COVEA FINANCE ACTI EUROPE	0	606.142	606.142
**D	COVEA FINANCE INVESTISSEMENT	0	682.110	682.110
**D	COVEA FINANCE HORIZON DURABLE	0	205.435	205.435
**D	COVEA ACTIONS RENDEMENT	0	1.513.816	1.513.816
**D	AMUNDI STRATEGIES ACTIONS EUROPE CORE + EURO	0	34.322	34.322
**D	LCL ACTIONS EUROPE CORE EURO	0	12.313	12.313
**D	CPR EUROLAND PREMIUM	0	300.197	300.197
**D	ATOUT EUROLAND RESTRUCTURATION	0	148.283	148.283
**D	LCL ACTIONS EURO CORE+	0	150.395	150.395
**D	PREDIQUANT EUROCROISSANCE A2	0	166.818	166.818
**D	AMUNDI STRATEGIES ACTIONS EUROPE RISK PARITY	0	19.604	19.604
**D	LCL ACTIONS EURO RESTRUCTURATION	0	50.602	50.602
**D	AMUNDI RENDEMENT PLUS	0	310.466	310.466

LISTA ESITO DELLE VOTAZIONE

Oggetto: Relazione sulla politica di remunerazione e sui compensi corrisposti - Prima sezione: relazione sulla politica di remunerazione (deliberazione vincolante).
FAVOREVOLI

Badge	Regione Sociale	Proprio	Delega	Totale
**D	CPR EUROLAND	0	959.757	959.757
**D	CPR EUROPE NOUVELLE	0	514.971	514.971
**D	CPR EUROPE	0	196.055	196.055
**D	AMUNDI PATRIMOINE PEA	0	61.469	61.469
**D	EDC A2 POCHE TITRES	0	110.000	110.000
**D	LCL ACTIONS MONDE HORS EUROPE EURO	0	349.578	349.578
**D	ATOUT EUROLAND CORE	0	275.327	275.327
**D	EFT EURO FUTUR ESG	0	305.000	305.000
**D	AMUNDI PATRIMOINE	0	141.159	141.159
**D	CPR CONSOMMATEUR ACTIONNAIRE	0	38.328	38.328
**D	CPR EURO HIGH DIVIDEND	0	764.684	764.684
**D	AMUNDI ACTIONS EUROPE ISR	0	175.383	175.383
**D	ASSURDIX	0	947.013	947.013
**D	AMUNDI EUROPE MONDE	0	164.232	164.232
**D	AMUNDI RESA ACTIONS EURO	0	842.592	842.592
**D	ATOUT MODERATIONS	0	304.324	304.324
**D	AMUNDI RESA ACTIONS EUROPE	0	29.567	29.567
**D	HYMNOS	0	34.491	34.491
**D	AMUNDI ACTIONS EURO ISR	0	753.187	753.187
**D	AMUNDI ACTIONS RESTRUCTURATIONS	0	362.519	362.519
**D	AMUNDI RESA ESG ACTIONS EURO	0	2.933.840	2.933.840
**D	AMUNDI DIVIDENDO ITALIA	0	2.700.000	2.700.000
**D	AMUNDI BILANCIATO EURO	0	16.035	16.035
**D	AMUNDI BEST SELECTION PLUS	0	37.042	37.042
**D	AMUNDI BEST SELECTION TOP	0	16.384	16.384
**D	AMUNDI BEST SELECTION CLASSIC	0	20.486	20.486
**D	AMUNDI DISTRIBUZIONE ATTIVA	0	25.879	25.879
**D	AMUNDI CEDOLA 2021	0	23.261	23.261
**D	AMUNDI OBIETTIVO RISPARMIO 2022	0	1.384	1.384
**D	AMUNDI OBIETTIVO CRESCITA 2022	0	10.179	10.179
**D	AMUNDI OBIETTIVO RISPARMIO 2022 DUE	0	1.342	1.342
**D	AMUNDI OBIETTIVO CRESCITA 2022 DUE	0	10.514	10.514
**D	AMUNDI OBIETTIVO RISPARMIO 2022 TRE	0	1.185	1.185
**D	AMUNDI OBIETTIVO RISPARMIO 2022 QUATTRO	0	1.126	1.126
**D	MAN MULTI-STRATEGY MASTER FUND MAPLES CORPORATE SERVICES LIMITES	0	16.517	16.517
**D	MAN QUALIFYING INVESTOR FUNDS PLC MAN GLG ELS MASTER QIF	0	37.672	37.672
**D	GLG EUROPEAN LONG-SHORT MASTER FUND LTD MAPLES CORPORATE SERVICES LIMITED	0	6.161	6.161
**D	GLG EUROPEAN LONG-SHORT FUND MAPLES CORPORATE SERVICES LIMITED	0	48.249	48.249
**D	MAN GLG TOPAZ LIMITED C/O MAPLES CORP SVCS LTD	0	47.892	47.892
**D	AHL INSIGHT LIMITED	0	403	403
**D	OLD NORTH STATE HEDGED EQUITY MWT LLC	0	72.350	72.350
**D	ALPHANATHS MASTER FUND LTD C/O APPLEBY TRUST , (CAYMAN) LTD	0	200.000	200.000
**D	MAN FUNDS XII SPC - MAN 1783 III SP MAPLES CORPORATE SERVICES LIMITED	0	11.400	11.400

GA

103

LISTA ESITO DELLE VOTAZIONE

Oggetto: Relazione sulla politica di remunerazione e sui compensi corrisposti - Prima sezione: relazione sulla politica di remunerazione (deliberazione vincolante).
FAVOREVOLI

Badge	Ragione Sociale	Proprio	Delega	Totale
**D	NORGES BANK	0	2.700.415	2.700.415
**D	JANA PASSIVE GLOBAL SHARE TRUST	0	411.941	411.941
**D	MLC INVESTMENTS, MLC LIMITED	0	1.820.179	1.820.179
**D	MLC INVESTMENTS, MLC LIMITED	0	67.801	67.801
**D	MARITIME SUPER	0	125.400	125.400
**D	UBS ASSET MANAGEMENT (AUSTRALIA) LTD	0	121.945	121.945
**D	TASPLAN SUPERANNUATION FUND	0	261.074	261.074
**D	EQUIPSUPER	0	137.548	137.548
**D	CARE SUPER	0	6.844	6.844
**D	AGORA MASTER FUND LIMITED APPEBY TRUST (CAYMAN) LTD	0	1.400.000	1.400.000
**D	BIG RIVER GROUP FD SEC LLC-EQ SEGREGATED PORTFOLIO C/O ALPHAGEN CAPITAL LTD	0	90.818	90.818
**D	JANUS HENDERSON CAPELLA FUND LIMITED C/O ALPHAGEN CAPITAL LTD	0	134.021	134.021
**D	RBC ISB - MMA VIE SA	0	2.259.188	2.259.188
**D	KAYNE ANDERSON MIDSTREAM INSTITUTIONAL FUND LP	0	280.800	280.800
**D	KAYNE EQUITY YIELD STRATEGIES LP	0	88.300	88.300
**D	KAYNE ANDERSON REAL ASSET FUND LP	0	2.900	2.900
**D	KAYNE ANDERSON INCOME PARTNERS LP	0	3.200	3.200
**D	KAYNE ANDERSON CAPITAL INCOME PARTNERS (QP) LP	0	57.300	57.300
**D	KAYNE ANDERSON MLP FUND LP	0	236.180	236.180
**D	ARTSEARE 2005 TRUST	0	63.730	63.730
**D	CERE CLARION REAL ASSET LONG/SHORT FUND LP	0	19.493	19.493
**D	CHICAGO TRANSIT AUTHORITY RETIREE HEALTHCARE TRUST	0	105.108	105.108
**D	CI SIGNATURE CANADIAN EQUITY PLUS FUND	0	4.984	4.984
**D	STICHTING PENSIOENFONDS ING	0	346.642	346.642
**D	DUKE ENERGY CORPORATION MASTER RETIREMENT TRUST	0	310.192	310.192
**D	CARPENTERS RETIREMENT PLAN OF WESTERN WASHINGTON	0	321.571	321.571
**D	SPARTAN GROUP TRUST FOR EMPLOYEE BENEFIT PLANS	0	2.871.052	2.871.052
**D	BANK OF BOTSWANA	0	83.201	83.201
**D	CAMPBELL PENSION PLANS MASTER RETIREMENT TRUST	0	195.923	195.923
**D	CITIBANK EUROPE PLC AS TRUSTEE FOR STANDARD LIFE WEALTH BALANCED BRIDGE FUND	0	1.982.295	1.982.295
**D	HSBC - NORTH AMERICA (U.S.) PENSION TRUST	0	212.930	212.930
**D	POLICE RETIREMENT SYSTEM OF KANSAS CITY, MISSOURI	0	87.100	87.100
**D	BAPTIST FOUNDATION OF TEXAS DBA HIGHGROUND ADVISORS	0	183.152	183.152
**D	WEST VIRGINIA INVESTMENT MANAGEMENT BOARD	0	1.683.500	1.683.500
**D	TEACHERS RETIREMENT SYSTEM OF OKLAHOMA	0	1.299.358	1.299.358
**D	CIVILIAN EMPLOYEES' RETIREMENT SYSTEM OF THE POLICE DEPARTMENT OF KANSAS CITY MISSOURI	0	14.200	14.200
**D	COMMONFUND STRATEGIC SOLUTIONS GLOBAL EQUITY, LLC	0	17.600	17.600
**D	CYMI EQUITY LP	0	58.035	58.035
**D	DANSKE INVEST SICAV EUROPE HIGH DIVIDEND	0	246.591	246.591
**D	DB RESIDUARY TRUST FOR JOEL G. BROIDA U/I DTD 9/3/1981	0	5.647	5.647
**D	DB RESIDUARY TRUST FOR MARGA J. BROIDA U/I DATED SEPTEMBER 3, 1981	0	5.652	5.652
**D	DB RESIDUARY TRUST FOR MELANIE B. WERL U/I DATED SEPTEMBER 3 1981	0	5.647	5.647
**D	DB RESIDUARY TRUST FOR RICHARD A. BROIDA U/I DATED 9/3/1981	0	5.652	5.652

1204

8/11

LISTA ESITO DELLE VOTAZIONE

Oggetto: Relazione sulla politica di remunerazione e sui compensi corrisposti - Prima sezione: relazione sulla politica di remunerazione (deliberazione vincolante).
FAVOREVOLI

Badge	Ragione Sociale	Proprio	Delega	Totale
**D	ELO MUTUAL PENSION INSURANCE COMPANY ELO MUTUAL PENSION INSURANCE COMPANY	0	2.307.413	2.307.413
**D	PZENA GLOBAL FOCUSED VALUE FUND	0	5.997	5.997
**D	IBM PENSION PLAN	0	56.213	56.213
**D	STICHTING PENSIOENFONDS SAGITTARIUS	0	293.702	293.702
**D	LINCOLNSHIRE COUNTY COUNCIL PENSION FUND	0	355.706	355.706
**D	CHEVRON UK PENSION PLAN	0	196.762	196.762
**D	TREDJE AP-FONDEN	0	5.098.045	5.098.045
**D	PUBLIC EMPLOYEES RETIREMENT ASSOCIATION OF COLORADO	0	6.751.320	6.751.320
**D	DOW RETIREMENT GROUP TRUST THE DOW CHEMICAL COMPANY	0	317.180	317.180
**D	DOW RETIREMENT GROUP TRUST THE DOW CHEMICAL COMPANY	0	1.121.980	1.121.980
**D	NORTHERN TRUST UCITS COMMON CONTRACTUAL FUND	0	4.138.339	4.138.339
**D	MUNICIPAL EMPLOYEES' ANNUITY AND BENEFIT FUND OF CHICAGO	0	19.928	19.928
**D	MUNICIPAL EMPLOYEES' ANNUITY AND BENEFIT FUND OF CHICAGO	0	116.900	116.900
**D	ESMOND HARMSWORTH 1998 FAMILY SETTLEMENT CODAN TRUST COMPANY LIMITED	0	32.519	32.519
**D	FIAM GLOBAL LOW VOLATILITY EQUITY FUND, I.P.	0	286.952	286.952
**D	UNITED NATIONS RELIEF AND WORKS AGENCY FOR PALESTINE REFUGEES IN THE NEAR EAST UNRWA HEADQUARTERS BAYADER WADI AL-SSEER A	0		0
		101.774		101.774
**D	S. ROBSON WALTON 2010 TRUST	0	24.511	24.511
**D	JCW 1987 ARTICLE II DESC TRUST FBO TIM	0	3.451	3.451
**D	S. ROBSON WALTON 2009 GRAT NO. 4 ARTICLE II TRUST	0	19.379	19.379
**D	STUART L. WALTON FAMILY TRUST UAD 3/19/13	0	30.928	30.928
**D	FLEURI HOLDINGS LLC	0	17.620	17.620
**D	EXELON CORPORATION NUCLEAR DECOMMISSION TRUST - NON TAX QUALIFIED	0	4.744	4.744
**D	HEW TESTAMENTARY TRUST NO. 7	0	87.625	87.625
**D	FOLGER LEVIN LLP PROFIT SPLITTING PLAN AND TRUST FOLGER LEVIN LLP	0	13.123	13.123
**D	THE BUILDERS INITIATIVE INC	0	180.288	180.288
**D	THOMAS L. WALTON FAMILY TRUST UAD 03/19/13	0	12.440	12.440
**D	MASTER TRUST AGREEMENT BETWEEN PFIZER INC AND THE NORTHERN TRUST COMPANY	0	1.320.262	1.320.262
**D	PHILLIPS 66 RETIREMENT PLAN TRUST	0	470.880	470.880
**D	FREEPORT MINERALS CORPORATION DEFINED BENEFIT MASTER TRUST FREEPORT T - MCMORAN	0	107.400	107.400
**D	JCW 1987 ARTICLE II DESC TRUST FBO JMW DTD 1/1/2012	0	3.524	3.524
**D	GULF INTERNATIONAL BANK (UK) LIMITED	0	10.497	10.497
**D	HACKENSACK MERIDIAN HEALTH MASTER RETIREMENT TRUST	0	147.800	147.800
**D	HONEYWELL SAVINGS AND OWNERSHIP PLAN MASTER TRUST	0	124.187	124.187
**D	JCW 1987 ARTICLE II DESC TRUST FBO SLW	0	3.074	3.074
**D	JCW 1987 ARTICLE II DESC TRUST FBOAAP C/O WALTON ENTERPRISES LLC	0	2.172	2.172
**D	OAKLAND COUNTY VERA	0	176.049	176.049
**D	LSV INTERNATIONAL VALUE EQUITY TRUST	0	1.661.700	1.661.700
**D	LW INVESTMENTS LLC	0	187.424	187.424
**D	CLINTON NUCLEAR POWER PLANT QUALIFIED FUND CLINTON NUCLEAR POWER PLANT QUALIFIED FUND	0	18.892	18.892
**D	THE AVI CHAI FOUNDATION	0	14.470	14.470
**D	ALICE A PROIETTI FAMILY TRUST UAD 09/27/13	0	14.146	14.146
**D	CHICAGO COMMUNITY FOUNDATION	0	18.130	18.130

1205

GA

Assemblea Ordinaria del 14 maggio 2020

LISTA ESITO DELLE VOTAZIONE

Oggetto: Relazione sulla politica di remunerazione e sui compensi corrisposti - Prima sezione: relazione sulla politica di remunerazione (deliberazione vincolante).
FAVOREVOLI

Badge	Ragione Sociale	Proprio	Delega	Totale
**D	CYSTIC FIBROSIS FOUNDATION	0	202.858	202.858
**D	ARVEST FOUNDATION	0	3.904	3.904
**D	BECTON DICKINSON AND COMPANY MASTER RETIREMENT TRUST	0	22.403	22.403
**D	MASTER TRUST FOR CERTAIN TAX-QUALIFIED BECHTEL RETIREMENT PLANS	0	0	99.740
**D	INTERNATIONAL MONETARY FUND STAFF RETIREMENT PLAN 700	0	171.790	171.790
**D	BEL45 CAPITAL PARTNERS LLC BEL45 CAPITAL PARTNERS LLC	0	60.508	60.508
**D	SHELBY COUNTY OPES TRUST	0	36.053	36.053
**D	SHELBY COUNTY RETIREMENT SYSTEM	0	193.233	193.233
**D	COMMONWEALTH GLOBAL SHARES FUND	0	1.057.730	1.057.730
**D	R. BLANE WALTER C/O TALISMAN CAPITAL	0	23.805	23.805
**D	MARY K MC QUISTON MCCAW	0	19.608	19.608
**D	CITY OF AUSTIN EMPLOYEES RETIREMENT SYSTEM	0	16.741	16.741
**D	JO HAMBRO CAPITAL MANAGEMENT UK UMBRELLA FUND C/O JO HAMBRO CAPITAL MANAGEMENT	0	243.909	243.909
**D	JOHCM INTERNATIONAL SMALL CAP EQUITY FUND	0	15.445	15.445
**D	GANNETT RETIREMENT PLAN MASTER TRUST GANNETT RETIREMENT PLAN MASTER TRUST	0	213.382	213.382
**D	JOHN AND TERRY L LEVIN REVOCABLE TRUST	0	7.025	7.025
**D	BARING GLOBAL OPPORTUNITIES UMBRELLA FUND	0	21.818	21.818
**D	BEAT DRUGS FUND ASSOCIATION	0	10.589	10.589
**D	HONG KONG SAR GOVERNMENT EXCHANGE FUND	0	9.588.926	9.588.926
**D	THE CHINESE UNIVERSITY OF HONG KONG STAFF SUPERANNUATION SCHEME	0	2.917	2.917
**D	PUBLIC PENSION AGENCY	0	2.246.173	2.246.173
**D	PRO-GEN INVESTMENTS LLC	0	1.366.013	1.366.013
**D	FLURIBUS LABS GLOBAL CORE EQUITY MASTER FUND LP	0	14.591	14.591
**D	CINDY SPRINGS, LLC	0	4.475	4.475
**D	NYGI-QM COMMON DAILY ALL COUNTRY WORLD EX-US INVESTABLE MARKET INDEX FUND - NON LENDING	0	654.176	654.176
**D	JOHN GARDNER PERENCHIO IRREVOCABLE	0	246.015	246.015
**D	SALIX, LLC	0	34.565	34.565
**D	SANFORD C. BERNSTEIN AND CO DBT TAX MANAGED INTERNATIONAL BLEND SERIES	0	50.186	50.186
**D	SLW PORTFOLIO LLC	0	100.065	100.065
**D	THYSSEN GLOBAL INVESTMENTS CORP	0	59.658	59.658
**D	FCM INTERNATIONAL LLC	0	4.211	4.211
**D	SHIMODA HOLDINGS, LLC	0	371.504	371.504
**D	801 INVESTMENTS LLC	0	22.820	22.820
**D	MALACHITE 35 TRUST	0	2.517	2.517
**D	WAM INVESTMENTS, LLC	0	76.416	76.416
**D	MFC INTERNATIONAL FUND LLC	0	92.705	92.705
**D	KARSH LIVING TRUST	0	9.392	9.392
**D	OMEGA FFIP LIMITED PARTNERSHIP	0	3.288	3.288
**D	MF INTERNATIONAL FUND LLC	0	36.305	36.305
**D	LTW GROUP HOLDINGS, LLC	0	33.136	33.136
**D		0	15.300	15.300
**D		0	398.681	398.681

BA

LISTA ESITO DELLE VOTAZIONE
Oggetto: Relazione sulla politica di remunerazione e sui compensi corrisposti - Prima sezione: relazione sulla politica di remunerazione (deliberazione vincolante).
FAVOREVOLI

Badge	Ragione Sociale	Proprio	Delega	Totale
**D	LSV INTERNATIONAL (AC) VALUE EQUITY FUND, LP	0	1.722.800	1.722.800
**D	LAKE AVENUE INVESTMENTS, LLC	0	339.814	339.814
**D	THE JBUT MASTER INVESTMENT PARTNERS HLP LLP C/O JACOBUS WEALTH MANAGEMENT	0	13.127	13.127
**D	INTERNATIONAL EQUITY FUND	0	311.637	311.637
**D	INTERVENTURE EQUITY INVESTMENTS LIMITED	0	44.290	44.290
**D	LIVFORSKRINGSBOLAGET SKANDIA OMSIEDIGT	0	3.221.650	3.221.650
**D	LSV INTERNATIONAL CONCENTRATED EQUITY FUND, LP	0	746.100	746.100
**D	MAN NUMERIC ALTERNATIVE RISK PREMIA VALUE C/O CITCO TRUSTEES (CAYMAN) LIMITED	0	2.942.100	2.942.100
**D	MONDRIAN FUNDS PUBLIC LIMITED COMPANY MONDRIAN FUNDS PUBLIC LIMITED COMPANY	0	8.169	8.169
**D	NTGI-QM COMMON DAILY EAFE INDEX FUND - NON-LENDING	0	821.401	821.401
**D	MONDRIAN GLOBAL ALL COUNTRIES WORLD EQUITY FUND, L.P.	0	5.481	5.481
**D	MONDRIAN INTERNATIONAL EQUITY ESG FUND L.P.	0	394.115	394.115
**D	ATIVO INTERNATIONAL EQUITY FUND LP	0	90.640	90.640
**D	BETTER BE GOOD LLC	0	8.700	8.700
**D	FIDLER PARTNERS LLC	0	3.119	3.119
**D	DYNASTY INVEST, LTD	0	16.256	16.256
**D	DEFI LP EQUITY (PASSIVE)	0	11.494	11.494
**D	K INVESTMENTS SH LIMITED	0	1.111.424	1.111.424
**D	PZENA GLOBAL VALUE FUND 2 DST	0	212.011	212.011
**D	PZENA INTERNATIONAL EX-US FOCUSED VALUE FUND DST A SERIES OF PZENA VALUE TRUST	0	136.508	136.508
**D	PERMANENT FUND INVESTMENTS LLC	0	57.163	57.163
**D	NTGI-QM COMMON DAILY EAFE INDEX FUND - LENDING	0	658.946	658.946
**D	SANFORD C. BERNSTEIN AND CO DBT INTERNATIONAL VALUE SERIES	0	217.333	217.333
**D	NTGI - QM COMMON DAILY ALL COUNTRY WORLD EX-US EQUITY INDEX FUND - LENDING	0	445.251	445.251
**D	PZENA VALUE TRUST	0	14.521	14.521
**D	INTERNATIONAL MONETARY FUND STAFF RETIREMENT PLAN	0	598.817	598.817
**D	INTERNATIONAL MONETARY FUND STAFF RETIREMENT PLAN 700	0	844.974	844.974
**D	NATWEST DEP SW SVSTPI IB1 GS C	0	354.898	354.898
**D	THE PUBLIC INSTITUTION FOR SOCIAL SECURITY	0	581.871	581.871
**D	THE PUBLIC INSTITUTION FOR SOCIAL SECURITY	0	617.500	617.500
**D	THE PUBLIC INSTITUTION FOR SOCIAL SECURITY	0	435.091	435.091
**D	MONDRIAN ALL COUNTRIES WORLD EX-US EQUITY FUND LP	0	2.898.040	2.898.040
**D	MONDRIAN INTERNATIONAL EQUITY FUND L.P.	0	10.598.980	10.598.980
**D	NATIONAL COUNCIL FOR SOCIAL SEC FUND	0	549.523	549.523
**D	NATIONAL COUNCIL FOR SOCIAL SECURITY FUND.	0	102.263	102.263
**D	NATIONAL COUNCIL FOR SOCIAL SECURITY FUND.	0	101.319	101.319
**D	NAGE ANN POLYTECHNIC	0	2.220	2.220
**D	NATIONAL COUNCIL FOR SOCIAL SEC FUND	0	540.282	540.282
**D	FIDELITY INVESTMENT TRUST: FIDELITY INTERNATIONAL CAPITAL APPRECIATION FUND	0	6.322.200	6.322.200
**D	FIDELITY INVESTMENT TRUST: FIDELITY DIVERSIFIED INTERNATIONAL K6 FUND	0	2.090.486	2.090.486
**D	FIDELITY SALEM STREET TRUST: FIDELITY FLEX INTERNATIONAL INDEX FUND	0	169.241	169.241
**D	FIDELITY INVESTMENT TRUST: FIDELITY INTERNATIONAL VALUE FUND	0	1.244.300	1.244.300
**D	FIDELITY SALEM STREET TRUST: FIDELITY SERIES GLOBAL EX U.S. INDEX FUND	0	5.593.466	5.593.466

207

BY

LISTA ESITO DELLE VOTAZIONI

Objetto: Relazione sulla politica di remunerazione e sui compensi corrisposti - Prima sezione: relazione sulla politica di remunerazione (deliberazione vincolante).
FAVOREVOLI

Badge	Ragione Sociale	Proprio	Delega	Totale
**D	FIDELITY INVESTMENT TRUST: FIDELITY INFRASTRUCTURE FUND	0	69.579	69.579
**D	ERIKA J. GLAZER 1985 TRUST	0	69.515	69.515
**D	EMERSON GLOBAL EQUITY ESG FUND LP	0	15.740	15.740
**D	MONDRIAN GLOBAL EQUITY FUND LP	0	4.725	4.725
**D	LSV GLOBAL CV EQUITY FUND, LP	0	117.000	117.000
**D	HS PORTFOLIO LP	0	33.563	33.563
**D	H AND S INVESTMENTS I LP	0	17.281	17.281
**D	BERNSTEIN GLOBAL STYLE BLEND SERIES	0	64.800	64.800
**D	MONDRIAN GLOBAL EQUITY FUND, L.P.	0	106.907	106.907
**D	BERNSTEIN TAX-MANAGED GLOBAL STYLE BLEND SERIES	0	195.480	195.480
**D	NEW OAK NOMINEES LIMITED	0	13.561	13.561
**D	PACIFIC SALMON COMMISSION	0	82.400	82.400
**D	HALLIFAX REGIONAL MUNICIPALITY MASTER TRUST	0	106.850	106.850
**D	HAGFORS LIMITED HE R AND H TRUST COMPANY LTD	0	65.527	65.527
**D	STICHTING BLUE SKY LIQUID ASSET FUNDS	0	916.606	916.606
**D	STATE UNIVERSITIES RETIREMENT SYSTEM	0	1.792.896	1.792.896
**D	COMMONWEALTH SUPERANNUATION CORPORATION AS TRUSTEE FOR ARIA INVESTMENTS TRUST	0	459.136	459.136
**D	MERCER OSS TRUST	0	423.500	423.500
**D	LORD MAYORS CHARITABLE FUND	0	6.112	6.112
**D	GOVERNMENT EMPLOYEES SUPERANNUATION BOARD	0	255.487	255.487
**D	GOVERNMENT EMPLOYEES SUPERANNUATION BOARD	0	407.993	407.993
**D	THE TRUSTEES OF THE HENRY SMITH CHARITY	0	175.464	175.464
**D	S. ROBSON WALTON 1999 CHILDRENS TRUST	0	22.740	22.740
**D	OAKLAND COUNTY EMPLOYEES RETIREMENT SYSTEM	0	80.563	80.563
**D	NATIONAL RAILROAD RETIREMENT INVESTMENT TRUST	0	1.034.608	1.034.608
**D	PRESBYTERIAN CHURCH (USA) FOUNDATION	0	19.194.815	19.194.815
**D	JOHN T WALTON FAMILY TRUST	0	53.873	53.873
**D	HRW TESTAMENTARY TRUST NO 2	0	124.531	124.531
**D	HRW TESTAMENTARY TRUST NO. 8	0	32.139	32.139
**D	HRW TESTAMENTARY TRUST NO. 9	0	48.037	48.037
**D	HRW TESTAMENTARY TRUST NO. 12	0	46.017	46.017
**D	HRW TESTAMENTARY TRUST NO 5	0	65.493	65.493
**D	HRW TRUST NO 4 UAD 01/17/03	0	32.649	32.649
**D	HRW TRUST NO 3 UAD 01/17/03	0	33.778	33.778
**D	HRW TESTAMENTARY TRUST NO 1	0	39.490	39.490
**D	HRW TESTAMENTARY TRUST NO 3	0	70.769	70.769
**D	HRW TRUST NO 1 UAD 01/17/03	0	48.759	48.759
**D	HRW TESTAMENTARY TRUST NO. 10	0	42.407	42.407
**D	HRW TRUST NO 2 UAD 01/17/03	0	57.366	57.366
**D	HRW TESTAMENTARY TRUST NO 4	0	46.269	46.269
**D	HRW TESTAMENTARY TRUST NO 6	0	32.492	32.492
**D	HRW TESTAMENTARY TRUST NO. 11	0	60.587	60.587
**D		0	71.064	71.064

LISTA ESITO DELLE VOTAZIONE

Oggetto: Relazione sulla politica di remunerazione e sui compensi corrisposti - Prima sezione: relazione sulla politica di remunerazione (deliberazione vincolante).
FAVOREVOLI

Badge	Ragione Sociale	Proprio	Delega	Totale
**D	NORTHERN ENGAGE360 FUND	0	60.987	60.987
**D	NORTHERN FUNDS - INTERNATIONAL EQUITY INDEX FUND	0	2.737.649	2.737.649
**D	MICHIGAN CATHOLIC CONFERENCE	0	83.012	83.012
**D	MICHIGAN CATHOLIC CONFERENCE MASTER PENSION TRUST	0	191.061	191.061
**D	LOCKHEED MARTIN CORPORATION MASTER RETIREMENT TRUST	0	79.802	79.802
**D	THE LEVERHULME TRUST	0	300.286	300.286
**D	THE LEVERHULME TRUST	0	1.046.511	1.046.511
**D	JTW TRUST NO. 2 UAD 9/19/02	0	37.736	37.736
**D	JTW TRUST NO. 4 UAD 9/19/02	0	39.892	39.892
**D	JTW TRUST NO. 1 UAD 9/19/02	0	28.500	28.500
**D	JTW TRUST NO. 3 UAD 9/19/02	0	28.855	28.855
**D	JTW TRUST NO. 5 UAD 9/19/02	0	20.274	20.274
**D	THE HEALTH FOUNDATION	0	293.984	293.984
**D	COVENANT HEALTH	0	60.300	60.300
**D	EXELON FITZPATRICK QUALIFIED FUND	0	37.719	37.719
**D	ACORN 1998 TRUST	0	8.411	8.411
**D	EMERSON ELECTRIC CO. RETIREMENT MASTER TRUST	0	354.585	354.585
**D	EXELON PEACH BOTTOM UNIT 1 QUALIFIED FUND 10	0	3.743	3.743
**D	EMERSON ELECTRIC CO. RETIREMENT MASTER TRUST	0	152.400	152.400
**D	FORD MOTOR COMPANY DEFINED BENEFIT MASTER TRUST	0	195.658	195.658
**D	CATERPILLAR INVESTMENT TRUST	0	349.892	349.892
**D	CATERPILLAR INC MASTER RETIREMENT TRUST	0	868.425	868.425
**D	THE NORTHERN TRUST COMPANY SUB-ADVISED COLLECTIVE FUNDS TRUST	0	4.470.319	4.470.319
**D	NORTHERN FUNDS INTERNATIONAL GROWTH EQUITY FUND	0	90.414	90.414
**D	ALW 2010 FAMILY TRUST ALICE WALTON/O WALTON ENTERPRISES LLC	0	423.465	423.465
**D	CHEVRON MASTER PENSION TRUST	0	807.706	807.706
**D	GUIDESTONE FUNDS INTERNATIONAL EQUITY FUND	0	1.143.157	1.143.157
**D	ALFRED I. DUPONT TESTAMENTARY TRUST	0	176.642	176.642
**D	EMPLOYEES RETIREMENT FUND OF THE CITY OF DALLAS	0	42.360	42.360
**D	CITY OF LOS ANGELES FIRE AND POLICE PENSION PLAN	0	641.034	641.034
**D	ILLINOIS MUNICIPAL RETIREMENT FUND	0	1.733.631	1.733.631
**D	ILLINOIS MUNICIPAL RETIREMENT FUND	0	246.452	246.452
**D	LOCKHEED MARTIN CORPORATION MASTER RETIREMENT TRUST	0	577.196	577.196
**D	LOCKHEED MARTIN CORPORATION MASTER RETIREMENT TRUST	0	24.653	24.653
**D	MISSOURI LOCAL GOVERNMENT EMPLOYEES RETIREMENT SYSTEM	0	154.900	154.900
**D	MARSH AND MCLENNAN MASTER RETIREMENT TRUST	0	414.100	414.100
**D	NORTH DAKOTA STATE INVESTMENT BOARD	0	1.693.500	1.693.500
**D	OKLAHOMA PUBLIC EMPLOYEES RETIREMENT SYSTEM	0	1.355.730	1.355.730
**D	UTAH STATE RETIREMENT SYSTEMS	0	1.162.531	1.162.531
**D	WYOMING RETIREMENT SYSTEM	0	183.665	183.665
**D	STANISLAUS COUNTY EMPLOYEES' RETIREMENT ASSOCIATION 832	0	481.900	481.900
**D	SCHLUMBERGER GROUP TRUST AGREEMENT	0	1.385.729	1.385.729
**D	SHRINERS HOSPITALS FOR CHILDREN	0	2.209.907	2.209.907

120P

21

Assemblea Ordinaria del 14 maggio 2020

LISTA ESITO DELLE VOTAZIONE

Oggetto: Relazione sulla politica di remunerazione e sui compensi corrisposti - Prima sezione: relazione sulla politica di remunerazione (deliberazione vincolante).
FAVOREVOLI

Badge	Ragione Sociale	Proprio	Delega	Totale
**D	SAN MATEO COUNTY EMPLOYEES' RETIREMENT ASSOCIATION	0	549.102	549.102
**D	CITY OF TALLAHASSEE	0	168.710	168.710
**D	PYRAMIS GROUP TRUST FOR EMPLOYEE BENEFIT PLANS	0	603.325	603.325
**D	NAV CANADA PENSION PLAN	0	105.336	105.336
**D	IWA - FOREST INDUSTRY PENSION PLAN 2100	0	367.680	367.680
**D	QUILTER INVESTORS	0	660.525	660.525
**D	PZENA VALDE FUNDS PLC C/O SANNE	0	310.291	310.291
**D	PRESCIENT GLOBAL FUNDS PLC	0	46.150	46.150
**D	BARING INVESTMENT FUNDS PLC	0	10.073	10.073
**D	BLACKROCK AUTHORIZED CONTRACTUAL SCHEME I	0	6.536.882	6.536.882
**D	TT INTERNATIONAL FUNDS PLC	0	44.651	44.651
**D	OSUPER	0	114.387	114.387
**D	LF WALES PENSION PARTNERSHIP (WALES PP) ASSET POOLING ACS UMBRELLA	0	1.919.140	1.919.140
**D	BLACKROCK UCITS CCF, BLACKROCK ASSET MANAGEMENT IRELAND LIMITED	0	515.345	515.345
**D	INTERNATIONAL BANK FOR RECONSTRUCTION AND DEVELOPMENT ON BEHALF OF THE WORLD BANK GROUP TRUST FUNDS	0	0	38.836
**D	FIDELITY ADVISOR SERIES VIII: FIDELITY ADVISOR DIVERSIFIED INTERNATIONAL FUND	0	1.129.400	1.129.400
**D	FUARDE AP-FONDEN	0	605.592	605.592
**D	STICHTING BEDRIJFSTAKPENSIOENFONDS ZORGVZERKERAARS	0	480.938	480.938
**D	SCHLUMBERGER INTERNATIONAL STAFF RETIREMENT FUND FCP-SIF	0	1.100.076	1.100.076
**D	STICHTING BEDRIJFSTAKPENSIOENFONDS VOOR HET LEVENSMIDDELENBEDRIJF	0	255.460	255.460
**D	NORTHERN TRUST UCITS FGR FUND	0	1.508.994	1.508.994
**D	ANDRA AP-FONDEN	0	1.030.880	1.030.880
**D	AMUNDI UCITS FGR FUNDS	0	23.489	23.489
**D	ROBECO INSTITUTIONAL UMBRELLA FUND	0	101.050	101.050
**D	DANSKE INVEST SICAV EUROPA (SEK)	0	122.691	122.691
**D	DANSKE INVEST SICAV GLOBAL INDEX	0	420.224	420.224
**D	DANSKE INVEST SICAV SRI GLOBAL	0	139.897	139.897
**D	INVESTIMO	0	318.082	318.082
**D	UBI SICAV (GLOBAL EQUITY	0	690.447	690.447
**D	DANSKE INVEST SICAV EUROPE	0	215.944	215.944
**D	EEPA-QCF-EUROPEAN EQUITIES POOL A	0	276.080	276.080
**D	UNIVERSE THE CMI CONTINEN. EUROPEANEQUITY	0	770.557	770.557
**D	CMLA INDEXED GLOBAL SHARE FUND	0	53.982	53.982
**D	JUPITER RESPONSIBLE INCOME FUND	0	150.000	150.000
**D	J O HAMBRO CAPITAL MANAGEMENT GLOBAL OPPORTUNITIES FUND	0	3.246.015	3.246.015
**D	UBS CANADA	0	64.086	64.086
**D	ZURICH LIFE ASSURANCE PLC	0	5.417.611	5.417.611
**D	COLONIAL FIRST STATE	0	123.528	123.528
**D	OLD MUTUAL GLOBAL INVESTORS	0	26.775	26.775
**D	CFEIL ATF CMLA INTERNATIONAL SHARE FUND	0	67.763	67.763
**D	LEGAL AND GENERAL	0	537.936	537.936
**D	STANDARD LIFE ASSURANCE LIMITED	0	15.621.196	15.621.196

Assemblea Ordinaria del 14 maggio 2020

LISTA ESITO DELLE VOTAZIONI

Oggetto: Relazione sulla politica di remunerazione e sui compensi corrisposti - Prima sezione: relazione sulla politica di remunerazione (deliberazione vincolante).
FAVOREVOLI

Badge	Ragione Sociale	Proprio	Delega	Totale
**D	THE TRUSTEES OF THE STANDARD LIFE SCHEME	0	1.291.376	1.291.376
**D	SLIC - EUROPEAN EQUITY GROWTH FUND	0	367.401	367.401
**D	SLIC - GLOBAL EQUITY INCOME FUND	0	507.586	507.586
**D	CITIBANK INTERNATIONAL PLC AS TRUSTEE CITIBANK INT. PLC	0	18.608.686	18.608.686
**D	INVESCO POOLED INVESTMENT FUND - EUROPE FUND	0	304.759	304.759
**D	SLIC II - STANDARD LIFE INVESTMENTS	0	1.367.064	1.367.064
**D	CFSIL - COMMONWEALTH GLOBAL SHARE FUND 22	0	1.199.394	1.199.394
**D	CFSIL - COMMONWEALTH GLOBAL SHARE FUND 23	0	361.060	361.060
**D	COLONIAL FIRST STATE INVESTMENTS LIMITED	0	106.613	106.613
**D	ABERDEEN STANDARD OEIC II - ASI EUROPE EX UK INCOME EQUITY FUND	0	5.228.732	5.228.732
**D	CFSIL - COLONIAL FIRST STATE GLOBAL ASSET MANAGEMENT MULTI SECTOR TRUST 1	0	3.123	3.123
**D	SDA INTL EQUITY INDEX FD WORLD	0	211.448	211.448
**D	BATON VANCE INTERNATIONAL (IRELAND)	0	7.377	7.377
**D	CBOSC-CBGS-WGSS07	0	105.419	105.419
**D	ARCHDIOCESE OF DETROIT	0	38.334	38.334
**D	SIGNATURE GLOBAL INCOME AND GROWTH FUND	0	1.584.600	1.584.600
**D	THREADNEEDLE (LUX) COLUMBIA THREADNEEDLE INVESTMENTS	0	124.776	124.776
**D	PINEBRIDGE FUND SERIES PINEBRIDGE EUROPE EQUITY FUND	0	304.450	304.450
**D	SOLARI LANE TRUST	0	52.630	52.630
**D	CITIBANK INTERNATIONAL PLC	0	1.787.516	1.787.516
**D	OLD MUTUAL EUROPEAN EQUITY (EX UK FUND A SUB FUND OF OLD MUTUAL INVESTMENT FUNDS SERIES II	0	17.248	17.248
**D	COMMONWEALTH SPECIALIST FUND 36	0	92.296	92.296
**D	CFSIL RE COLONIAL FIRST STATE INVESTMENT FUND 10	0	271.442	271.442
**D	STANDARD LIFE INVESTMENTS LIABILITY SOLUTIONS ICAV	0	180.441	180.441
**D	NEUBURG NOMINEES LIMITED INVESTORS WHOLESALÉ GLOBAL EQUITY (INDEX) TRUST	0	335.327	335.327
**D	HOSTPLUS POOLED SUPERANNUATION TRUST	0	159.045	159.045
**D	CITITRUST LIMITED AS TRUSTEE OF BLACKROCK PREMIER FUNDS-BLACKROCK WORLD EQUITY INDEX FUND	0	41.697	41.697
**D	INVESCO POOLED INVESTMENT FUND-GLOBAL STRATEGIC EQUITY FUND	0	86.400	86.400
**D	STANDARD LIFE GLOBAL EQUITY INCOME FUND	0	47.583	47.583
**D	SOCIALLY RESPONSIBLE DEVELOPED MARKETS FUNDAMENTAL INDEX CTF	0	12.993	12.993
**D	ABERDEEN INVESTMENT FUNDS UK ICVC II - ABERDEEN WORLD EQUITY ENHANCED INDEX FUND	0	192.524	192.524
**D	ABERDEEN INVESTMENT FUNDS UK ICVC II - ABERDEEN EUROPEAN EQUITY ENHANCED INDEX FUND	0	517.672	517.672
**D	ABERDEEN INVESTMENT FUNDS UK ICVC II - ABERDEEN EUROPEAN EQUITY TRACKER FUND	0	84.415	84.415
**D	LIFE INTERNATIONAL DESIGNATED ACTIVITY COMPANY	0	1.255.779	1.255.779
**D	STANDARD LIFE WEALTH FALCON FUND	0	561.647	561.647
**D	MANDATORY PROVIDENT FUND SCHEMES	0	10.608	10.608
**D	SYKERUELS-OG PENSJONSDORDNING FOR LEGER	0	13.556	13.556
**D	THE GRAUSTEIN TRUSTS PARTNERSHIP	0	10.499	10.499
**D	THE GUILFORD GLAZER NON-EXEMPT MARITAL TRUST	0	80.530	80.530
**D	STATERA MASTER INVESTORS (CAYMAN) L.P.	0	33	33
**D	LAZARD ASSET MANAGEMENT LLC QUANTITATIVE EQUITY FUNDS	0	2.275	2.275
**D	TUDOR SYSTEMATIC TACTICAL TRADING LTD - SERGEY C/O TUDOR INVESTMENT CORPORATION	0	1.267	1.267
**D	THE HARRY L. BRADLEY JR. TRUSTS MASTER INVESTMENT PARTNERSHIP LLP C/O JACOBUS WEALTH MANAGEMENT	0	117.869	117.869

EPA

Assemblea Ordinaria del 14 maggio 2020

LISTA ESITO DELLE VOTAZIONI

Oggetto: Relazione sulla politica di remunerazione e sui compensi corrisposti - Prima sezione: relazione sulla politica di remunerazione (deliberazione vincolante).
FAVOREVOLI

Badge	Ragione Sociale	Proprio	Delega	Totale
**D	THE JBUT MASTER INVESTMENT PARTNERS HIP LLP C/O JACOBUS WEALTH MANAGEMENT	0	276.873	276.873
**D	ATLAS ENHANCED MASTER FUND LTD. C/O MAPLES CORPORATE SERVICES LIMITED	0	16.179	16.179
**D	ATLAS MASTER FUND LTD. C/O MAPLES CORPORATE SERVICES LIMITED	0	181	181
**D	REGIME DE RETRAITE DES COLS BLEUS DE LA VILLE DE MONTREAL	0	88.877	88.877
**D	SENTRY GLOBAL INFRASTRUCTURE PRIVATE TRUST	0	81.914	81.914
**D	SENTRY GLOBAL INFRASTRUCTURE FUND	0	1.689.050	1.689.050
**D	REGIME DE RETRAITE DE L'UNIVERSITE DU QUEBEC TOUR DE LA CITE	0	42.911	42.911
**D	MANULIFE INTERNATIONAL STOCK FUND UT	0	657.458	657.458
**D	THE PUBLIC INSTITUTION FOR SOCIAL SECURITY	0	533.811	533.811
**D	SL MFS LOW VOL INFL EQ FD	0	14.420	14.420
**D	CWB ONYX GLOBAL EQUITY FUND	0	75.233	75.233
**D	NBIMC EAFE EQUITY INDEX FUND	0	202.720	202.720
**D	MUNICIPAL EMPLOYEES PENSION PLAN C/O GLASS LEWIS AND CO	0	71.435	71.435
**D	MUNICIPAL EMPLOYEES PENSION PLAN C/O ISS	0	220.542	220.542
**D	PUBLIC EMPLOYEES PENSION PLAN C/O ISS	0	756.716	756.716
**D	NBIMC EAFE EQUITY INDEX FUND - CLASS N	0	11.316	11.316
**D	HEXAVEST EUROPE FUND	0	795.341	795.341
**D	PERPETUAL ECONOMIC DIVERSIFICATION GLOBAL EQUITY FUND	0	109.651	109.651
**D	AMUNDI CANADA INC C/O ISS	0	20.610	20.610
**D	INDUSTRIAL ALLIANCE INSURANCE AND FINANCIAL SERVICES INC.	0	15.143	15.143
**D	CI SIGNATURE CANADIAN BALANCED FUND	0	313.339	313.339
**D	EL FINANCIAL CORPORATION LIMITED	0	456.000	456.000
**D	DOFASCO SUPPLEMENTARY RETIREMENT INCOME PLAN	0	55.139	55.139
**D	SHORT BROTHERS CIF TRUSTEE LIMITED C/O GROUPE INVESTISSEMENT RESPONSIBLE	0	25.870	25.870
**D	SHORT BROTHERS CIF TRUSTEE LIMITED	0	206.061	206.061
**D	BOMBARDIER TRUST (CANADA) GLOBAL	0	67.676	67.676
**D	THE BOMBARDIER TRUST (UK)	0	24.638	24.638
**D	THE BOMBARDIER TRUST (UK)	0	193.399	193.399
**D	CI CORPORATE CLASS LIMITED	0	812.352	812.352
**D	SIGNATURE INCOME AND GROWTH FUND	0	987.632	987.632
**D	UBI SICAV - GLOBAL INFRASTRUCTURE	0	413.539	413.539
**D	SIGNATURE CANADIAN BALANCED FUND	0	568.722	568.722
**D	SIGNATURE DIVIDEND FUND	0	199.720	199.720
**D	CI GLOBAL FUND	0	145.378	145.378
**D	SIGNATURE SELECT CANADIAN FUND	0	853.744	853.744
**D	SIGNATURE GLOBAL DIVIDEND FUND	0	479.300	479.300
**D	WELLINGTON TRUST COMPANY NATIONAL ASSOCIATE MULTIPLE COMMON TRUST UNDS - CTF GLOBAL MANAGED RISK PLUS II PORTFOLIO	0	70.864	70.864
**D	XPO LOGISTICS RETIREMENT MASTER TRUST	0	143.056	143.056
**D	ECOFIN WATER AND POWER OPPORTUNITIES PLC CO BNP PARIBAS SECURITIES SERVICES	0	1.435.708	1.435.708
**D	WELLINGTON MANAGEMENT COMPANY LLP	0	1.134.653	1.134.653
**D	ATLAS MASTER LTD	0	48.609	48.609
**D	MAPLES CORPORATE SERVICES LIMITED	0	26.964	26.964

Assemblea Ordinaria del 14 maggio 2020

LISTA ESITO DELLE VOTAZIONE

Oggetto: Relazione sulla politica di remunerazione e sui compensi corrisposti - Prima sezione: relazione sulla politica di remunerazione (deliberazione vincolante).
FAVOREVOLI

Badge	Ragione Sociale	Proprio	Delega	Totale
**D	LSVIEHE, LSVZEHE	0	12.600	12.600
**D	LAZARD ASSET MANAGEMENT LLC C/O LAARD ASSET MANAGEMENT LLC - EUROPEAN LONG/SHORT	0	65.515	65.515
**D	PRIVATE CLIENT INTL EQ PORT II	0	734.185	734.185
**D	PC INTL EQUITY INC AND GROWTH PT	0	451.133	451.133
**D	THE SHAKESPEARE HEAD FUND	0	117.561	117.561
**D	GREENCHIP GLOBAL EQUITY FUND	0	425.000	425.000
**D	NEW STAR SAFE FUND	0	99.073	99.073
**D	DOFASCO EMPLOYEES SAVINGS AND PROFITS SHARING FUND	0	10.374	10.374
**D	RBC PRIVATE WORLD EQUITY POOL	0	401.909	401.909
**D	BOMBARDIER TRUST (CANADA) GLOBAL EQUITIES FUND	0	501.870	501.870
**D	CI INCOME ADVANTAGE FUND	0	480.500	480.500
**D	CASTLEROCK ENHANCED YIELD FUND	0	1.688.270	1.688.270
**D	KAYNE ANDERSON CAPITAL ADVISORS LP	0	59.120	59.120
**D	GOVERNMENT OF NORWAY	0	242.491.304	242.491.304
**D	DWS INVESTMENT GMBH FOR VERMORGENSMANEGE	0	381.090	381.090
**D	DWS INVESTMENT GMBH FOR ALBATROS FONDS	0	35.429	35.429
**D	DWS INVESTMENT GMBH FOR DWS EUROPE DYNAMIC	0	55.451	55.451
**D	DWS INVESTMENT GMBH FOR DWS QI LOWVOL EUROPE	0	619.842	619.842
**D	DWS INVESTMENT GMBH FOR E. ON AKTIENFONDS DWS	0	75.000	75.000
**D	DWS INVESTMENT GMBH FOR DWS VORSORGE AS (DYNAMIK)	0	259.352	259.352
**D	DWS INVESTMENT GMBH FOR LOEWEN AKTIENFONDS	0	55.000	55.000
**D	DWS INVESTMENT GMBH FOR DWS VORSORGE AS FLEX	0	106.016	106.016
**D	DWS INVESTMENT GMBH FOR DYNAMIC EUROPE BALANCE	0	72.283	72.283
**D	DWS INVESTMENT GMBH FOR DWS QI EUROZONE EQUITY	0	329.050	329.050
**D	DWS INVESTMENT GMBH FOR DWS QI EUROPEAN EQUITY	0	110.223	110.223
**D	DWS INVESTMENT GMBH FOR MULTI-INDEX EQUITY FUND	0	61.836	61.836
**D	DWS INVEST. MIT TEILGESE. FOR FIX INC AND ALT	0	368.613	368.613
**D	ISHARES II PUBLIC LIMITED COMPANY	0	24.278.419	24.278.419
**D	ISHARES V PUBLIC LIMITED COMPANY	0	3.393.848	3.393.848
**D	ISHARES III PUBLIC LIMITED COMPANY	0	661.965	661.965
**D	ISHARES VI PUBLIC LIMITED COMPANY	0	7.005.947	7.005.947
**D	ISHARES IV PUBLIC LIMITED COMPANY	0	1.194.749	1.194.749
**D	ISHARES VII PLC	0	3.085.175	3.085.175
**D	BLACKROCK AM DE AG FOR ISHS CORE EURO STOXX 50 UCITS ETF (DE)	0	18.563.050	18.563.050
**D	BLACKROCK AM DE FOR ISHARES EURO STOXX UCITS ETF (DE)	0	16.175.868	16.175.868
**D	BLACKROCK AM DE FOR ISHARES STOXX EUROPE 50 UCITS ETF (DE)	0	2.075.989	2.075.989
**D	BLACKROCK AM DE FOR ISHARES STOXX EUROPE LARGE 200 UCITS ETF	0	391.918	391.918
**D	BLACKROCK AM DE FOR ISHARES STOXX EUROPE 600 UCITS ETF (DE)	0	94.188	94.188
**D	ISHARES I INV MIT TGV F ISHS ST EUROPE 600 UTILITIES UCITS ETF.	0	5.431.153	5.431.153
**D	XEROX CORPORATION RETIREMENT & SAVINGS PLAN	0	6.481.589	6.481.589
**D	TEACHERS' RETIREMENT SYSTEM OF THE STATE OF ILLINOIS	0	119.200	119.200
**D	FIDELITY INVESTMENT TRUST: FIDELITY TOTAL INT EQUITY FUND	0	3.382.127	3.382.127
**D		0	81.100	81.100

LISTA ESITO DELLE VOTAZIONE

Oggetto: Relazione sulla politica di remunerazione e sui compensi corrisposti - Prima sezione: relazione sulla politica di remunerazione (deliberazione vincolante).
FAVOREVOLI

Badge	Regione Sociale	Proprio	Delega	Totale
**D	FIDELITY RUTLAND SQUARE TRUST II: STRAT ADV FID INTL FUND	0	699.784	699.784
**D	FIDELITY INVESTMENT TRUST: FIDELITY SERIES INTVALUE FUND	0	36.083.150	36.083.150
**D	FIDELITY INVESTMENT TRUST: FIDELITY INTER CAPITAL APP K6 FUND	0	1.058.300	1.058.300
**D	FIDELITY INVESTMENT TRUST: FIDELITY FLEX INTERNATIONAL FUND	0	78.633	78.633
**D	BRUNEI INVESTMENT AGENCY	0	64.650	64.650
**D	INTERNATIONALE KRITIKANLAGEGESSELLSCHAFT MBH FOR ANP	0	18.436	18.436
**D	LAUDUS INTERNATIONAL MARKETMASTERS FUND	0	226.739	226.739
**D	SCHWAB INTERNATIONAL EQUITY ETF	0	9.838.108	9.838.108
**D	SCHWAB FUNDAMENTAL INTERNATIONAL LARGE COMPANY INDEX ETF	0	3.501.961	3.501.961
**D	SANFORD C BERNSTEIN FUND INC- TAX MANAGED INTL PTF	0	5.117.370	5.117.370
**D	AB CANADA GLOBAL STRATEGIC CORE EQUITY FUND	0	722.810	722.810
**D	AB CANADA INTL VALUE EQUITY (CAP-WEIGHTED, UNHEDED) FUND	0	138.460	138.460
**D	AB TRUST - AB INTERNATIONAL VALUE FUND	0	371.380	371.380
**D	JOHN HANCOCK ENDURING EQUITY FUND	0	2.023.567	2.023.567
**D	INTERNATIONALE KAPITAL MBH FOR LH-PRIVATRENTE-AKTIE	0	500.000	500.000
**D	INTERNATIONAL PAPER CO COMMINGLED INVESTMENT GROUP	0	1.521.309	1.521.309
**D	LAZARD ASSET MANAGEMENT LLC	0	11.637	11.637
**D	LAZARD INTERNATIONAL EQUITY SELECT PORTFOLIO	0	193.015	193.015
**D	LAZARD RETIREMENT INTERNATIONAL EQUITY PORTFOLIO	0	360.701	360.701
**D	LAZARD GLOBAL STRATEGIC EQUITY PORTFOLIO	0	6.040	6.040
**D	LAZARD INTERNATIONAL EQUITY ADVANTAGE PORTFOLIO	0	5.354	5.354
**D	LAZARD REAL ASSETS AND PRICING OPPORTUNITIES	0	4.556	4.556
**D	LAZARD ESC INTERNATIONAL STRATEGIC EQUITY	0	25.815	25.815
**D	DEKA INVESTMENT GMBH FOR SET 3-FONDS	0	68.306	68.306
**D	ALLIANZ GLOBAL INVESTORS GMBH FOR DBI-FONDS SFT 4	0	92.963	92.963
**D	J & J PENSION FUND OFF	0	313.087	313.087
**D	MFS VARIABLE INSURANCE TRUST - MFS UTILITIES SERIES	0	4.721.794	4.721.794
**D	GOLDMAN SACHS TRUST II-GOLDMAN SACHS M-M REAL ASSETS STRAT	0	72.947	72.947
**D	OREGON PUBLIC EMPLOYEES RETIREMENT SYSTEM	0	3.939.030	3.939.030
**D	ALLIANCEBERNSTEIN GLOBAL RISK ALLOCATION FUND INC	0	10.639	10.639
**D	AB CAP FUND, INC. - AB ALL MARKET INCOME PORTFOLIO	0	24.086	24.086
**D	BERNSTEIN FUND, INC. - INTERNATIONAL STRATEGIC EQUITIES PTF	0	12.617.970	12.617.970
**D	AB BOND FUND, INC. - AB ALL MARKET REAL RETURN PORTFOLIO	0	427.620	427.620
**D	AB COLLECTIVE INVESTMENT TRUST SERIES	0	932.785	932.785
**D	ALLIANCEBERNSTEIN VAR PROD SER F INC.ALLIANCEB DYN ASSET	0	88.110	88.110
**D	AB VARIABLE PROD SERIES FUND, INC. - AB INT VALUE PORTFOLIO	0	862.050	862.050
**D	AB VARIABLE PROD SERIES FD, INC.-AB BALANCED WEALTH STG	0	17.052	17.052
**D	RUSSELL TRUST CO COMMINGLED EMPLOYEE BENEFIT FUNDS TRUST	0	1.736.072	1.736.072
**D	ALLIANZ GLOBAL INVESTORS GMBH FOR ALLIANZGI-FONDS INDU	0	18.623	18.623
**D	ALLIANZ GLOBAL INVESTORS GMBH FOR DBI-FONDS ANDUS	0	550.000	550.000
**D	GMAM INVESTMENT FUNDS TRUST	0	264.891	264.891
**D	GMAM INVESTMENT FUNDS TRUST	0	532.900	532.900
**D	GMAM GROUP PENSION TRUST II	0	117.208	117.208

1216

GA

Assemblea Ordinaria del 14 maggio 2020

LISTA ESITO DELLE VOTAZIONI

Oggetto: Relazione sulla politica di remunerazione e sui compensi corrisposti - Prima sezione: relazione sulla politica di remunerazione (deliberazione vincolante).
FAVOREVOLI

Badge	Ragione Sociale	Proprio	Delega	Totale
**D	ALLIANZ GLOBAL INV GMBH FOR ALLIANZGI-FONDS SFTZ	0	135.021	135.021
**D	INSTITUTIONAL RETIREMENT TRUST	0	42.774	42.774
**D	DWS INVESTMENT GMBH FOR DEAM FONDS BBS	0	39.100	39.100
**D	INTERNATIONALE KAPITALANLAGEGESELLSCHAFT MBH FOR NAEV	0	752.289	752.289
**D	THORNBERG GLOBAL INVESTMENT PLC	0	144.851	144.851
**D	AB FUND N.V.	0	842.922	842.922
**D	AMERICAN BAR ASSOCIATION MEMBERS/WTC	0	68.500	68.500
**D	REAVESUTILITYINCOMEFUN	0	4.217.021	4.217.021
**D	THE MASTER TRUST BK OF JP RE F RUSSELL INV (JP) INTL EQUITY F	0	58.686	58.686
**D	ARCHITAS MULTI-MANAGER GLOBAL FONDS UNIT TRUST	0	70.121	70.121
**D	THE MASTER TRUST BK OF JP LTD: RUSSELL GLB ENVIR TECH FUND	0	18.309	18.309
**D	TIAA-CREF QUANT INTERNATIONAL EQUITY FUND	0	1.867.559	1.867.559
**D	COLLEGE RETIREMENT EQUITIES FUND	0	2.351.453	2.351.453
**D	TIAA-CREF SOCIAL CHOICE INTERNATIONAL EQUITY FUND	0	403.784	403.784
**D	TEACHERS INSURANCE AND ANNUITY ASSOCIATION OF	0	2.834	2.834
**D	BRIGHTHOUSE FUNDS TRUST I - AB GLOBAL DYNAMIC ALLOCATION	0	703.653	703.653
**D	BRIGHTHOUSE FUNDS TRUST I - SCHROEDERS GLOBAL MULTI-ASSET	0	34.903	34.903
**D	BRIGHTHOUSE FUNDS TRUST I - JPMORGAN GEL ACTIVE ALL	0	394.753	394.753
**D	THE ALPHAGEN EUROPEAN BEST IDEAS FUND, LLC	0	715.831	715.831
**D	CENTRAL PROVIDENT FUND BOARD	0	14.645	14.645
**D	FIDUCIE GLOB DES REGIMES DE RETR DE LA SOC TRANSPORT	0	86.500	86.500
**D	XTRACKER (IE) PUBLIC LIMITED COMPANY	0	1.448.320	1.448.320
**D	AMERICAN BEACON ADVISORS COLLECTIVE INVESTMENT TRUST	0	654.255	654.255
**D	AMERICAN BEACON INTERNATIONAL EQUITY FUND	0	2.367.945	2.367.945
**D	AMERICAN BEACON DIVERSIFIED FUND	0	133.777	133.777
**D	FIDELITY SELECT GLOBAL EQUITY INSTITUTIONAL TRUST	0	36.035	36.035
**D	FIDELITY SELECT INTERNATIONAL EQUITY INSTITUTIONAL TRUST	0	206.553	206.553
**D	FIDELITY INTERNATIONAL LOW VOLATILITY EQUI	0	22.758	22.758
**D	FIDELITY SELECT GLOBAL PLUS ALL CAP EQUITY INSTIT TRUST	0	32.950	32.950
**D	MERCER EFTC NON-US EQUITY INVESTMENT PORTFOLIO LLC	0	115.300	115.300
**D	SOJECCI II LTEE	0	55.000	55.000
**D	EATON VANCE HEXAVEST GLOBAL EQUITY FUND	0	6.279	6.279
**D	EATON VANCE HEXAVEST INTERNATIONAL EQUITY FUND	0	11.892	11.892
**D	MERCER GE INTERNATIONAL EQUITY FUND	0	198.800	198.800
**D	ALLIANZ VALEURS DURABLES	0	2.500.000	2.500.000
**D	ALLIANZ EPARGNE ACTIONS ISR SOLIDAIRE	0	132.000	132.000
**D	ALLIANZ ACTIONS EURO CONVICTIONS	0	2.104.000	2.104.000
**D	RUSSELL INVESTMENT COMPANY RUSSELL TAX-MANAGED INTL EQ FUND	0	947.176	947.176
**D	RUSSELL INVESTMENT COMPANY RUSSELL GLOBAL	0	234.952	234.952
**D	RUSSELL INVESTMENT COMPANY RUSSELL MULTI-STRATEGY	0	68.199	68.199
**D	RUSSELL INVESTMENT COMPANY MULTIFACTOR INTERNATIONAL EQUITY	0	129.158	129.158
**D	RUSSELL INVESTMENT COMPANY MULTI-ASSET GROWTH STRATEGY	0	42.755	42.755
**D	RUSSELL INVESTMENT COMPANY TAX-MANAGED REAL ASSETS	0	92.775	92.775

LISTA ESITO DELLE VOTAZIONE

Oggetto: Relazione sulla politica di remunerazione e sui compensi corrisposti - Prima sezione: relazione sulla politica di remunerazione (deliberazione vincolante).
FAVOREVOLI

Badge	Ragione Sociale	Proprio	Delega	Totale
**D	HEXAVEST EAFE EQUITY FUND	0	99.050	99.050
**D	HEXAVEST ACWI EQUITY FUND	0	20.186	20.186
**D	HEXAVEST WORLD EQUITY FUND	0	139.495	139.495
**D	TRANSAMERICA JPMORGAN TACTICAL ALLOCATION VP	0	167.093	167.093
**D	ICON INTERNATIONAL EQUITY FUND	0	101.600	101.600
**D	MAINSTAY VP CUSHING RENAISSANCE ADVANTAGE PORTFOLIO	0	108.096	108.096
**D	MASSMUTUAL SELECT BLACKROCK GLOBAL ALLOCATION FUND	0	488.599	488.599
**D	TRANSAMERICA BLACKROCK GLOBAL ALLOCATION VP	0	1.089.051	1.089.051
**D	MM MSCI EAFE INTERNATIONAL INDEX FUND	0	130.476	130.476
**D	RUSSELL INVESTMENT COMPANY IV PLC	0	66.231	66.231
**D	RUSSELL INVESTMENT COMPANY PLC	0	820.536	820.536
**D	JNL/ALLIANCEBERNSTEIN DYNAMIC ASSET ALLOCATION FUND	0	126.765	126.765
**D	JNL/LAZARD INTERNATIONAL STRATEGIC EQUITY FUND	0	663.970	663.970
**D	OPENWORLD PUBLIC LIMITED COMPANY	0	705.394	705.394
**D	RUSSELL INVESTMENTS INSTITUTIONAL FUNDS PLC	0	128.866	128.866
**D	MULTI-STYLE, MULTI-MANAGER FUNDS PLC	0	35.490	35.490
**D	CISCO SYSTEMS FOUNDATION	0	103.963	103.963
**D	INVESCO GLOBAL TARGETED RETURNS FUND	0	29.483	29.483
**D	INVESCO GLOBAL MARKET NEUTRAL FUND	0	6.162	6.162
**D	INTERNATIONALE KAPITALANLAGEGESELLSCHAFT MBH FOR DC	0	1.455	1.455
**D	LAZARD GLOBAL INVESTMENT FUNDS PUBLIC LIMITED	0	1.020.212	1.020.212
**D	RUSSELL INV MULTI-ASSET FACTOR EXPOSURE FUND	0	1.101.909	1.101.909
**D	ALLIANZ GLOBAL INVESTORS GMBH FOR CONVST 21 VL	0	92.604	92.604
**D	ALLIANZ GLOBAL INVESTORS GMBH FOR FONDIS	0	273.462	273.462
**D	ALLIANZ GLOBAL INVESTORS GMBH FOR ALLIANZ VERM. EUROPA	0	186.435	186.435
**D	ALLIANZ GLOBAL INVESTORS GMBH FOR PREMIUMMANDAT	0	1.322.077	1.322.077
**D	ALLIANZ GLOBAL INVESTORS GMBH FOR ALLIANZ STRAT.	0	31.421	31.421
**D	ALLIANZ GLOBAL INVESTORS GMBH FOR ALLIANZ FLEXI	0	1.783.614	1.783.614
**D	THE PRUDENTIAL INSURANCE COMPANY OF AMERICA	0	949.490	949.490
**D	PRUDENTIAL TRUST CO MASTER COMMINGLED INV F FOR TAX EXEMPT	0	647.749	647.749
**D	MERCER INTERNATIONAL EQUITY FUND	0	205.496	205.496
**D	MERCER GLOBAL EQUITY ALL COUNTRY WORLD INDEX FUND	0	50.300	50.300
**D	MERCER GLOBAL EQUITY FUND	0	82.300	82.300
**D	MGI FUNDS PLC	0	430.300	430.300
**D	MGI FUNDS PLC	0	486.500	486.500
**D	GTAA PANTHER FUND L.P	0	269.000	269.000
**D	MERCER CIF CCF	0	37.963	37.963
**D	MERCER UCITS COMMON CONTRACTUAL FUND	0	3.525.109	3.525.109
**D	LM FUND LP	0	219.953	219.953
**D	STATE OF MONTANA BOARD OF INVESTMENTS	0	13.044	13.044
**D	RUSSELL COMMON CONTRACTUAL FUND	0	397.063	397.063
**D	ONTARIO TEACHERS PENSION PLAN BOARD	0	21.914	21.914
**D		0	418.400	418.400

GM

1226

LISTA ESITO DELLE VOTAZIONE

Oggetto: Relazione sulla politica di remunerazione e sui compensi corrisposti - Prima sezione: relazione sulla politica di remunerazione (deliberazione vincolante).
FAVOREVOLI

Badge	Ragione Sociale	Proprio	Delega	Totale
**D	LAZARD GLOBAL EQUITY INCOME FUND	0	60.226	60.226
**D	LAZARD GLOBAL BALANCED INCOME FUND	0	3.190	3.190
**D	INTERNATIONALE KAPITALANLAGEGESELLSCHAFT MBH FOR PEKA	0	75.318	75.318
**D	PGIM FUNDS PUBLIC LIMITED COMPANY	0	76.611	76.611
**D	DWS INVESTMENT GMBH FOR DEAM-FONDS FES	0	70.000	70.000
**D	DWS INVESTMENT GMBH FOR DEAM-FONDS PPC GEO	0	14.669	14.669
**D	DWS INVESTMENT GMBH FOR DEAM-FONDS RKBS	0	15.000	15.000
**D	DWS INVESTMENT GMBH FOR DEAMM-FONDS BW GERMANY	0	21.807	21.807
**D	DWS INVESTMENT GMBH FOR DEAM FONDS BERL	0	150.400	150.400
**D	DWS INVESTMENT GMBH FOR GCB PENSION FUND GERMANY	0	25.413	25.413
**D	DWS INVESTMENT GMBH FOR OP- FONDS WFF	0	11.504	11.504
**D	DWS INVESTMENT GMBH FOR DEAM FONDS PMB 1	0	2.400	2.400
**D	DWS INVESTMENT GMBH FOR DEAM FONDS DK5 1	0	20.000	20.000
**D	DWS INVESTMENT GMBH FOR DEAM FONDS LNLN	0	60.000	60.000
**D	DWS INVESTMENT GMBH FOR DEAM FONDS RHEIN	0	124.000	124.000
**D	DWS INVESTMENT GMBH FOR DEAM FONDS KLILI	0	3.500	3.500
**D	DWS INVESTMENT GMBH FOR DEAM FONDS SLM 1	0	170.000	170.000
**D	DWS INVESTMENT GMBH FOR DEAM FONDS LHG 1	0	81.700	81.700
**D	DWS INVESTMENT GMBH FOR DEAM FONDS PMF 1	0	60.000	60.000
**D	DWS INVESTMENT GMBH FOR DEAM FONDS PSF 1	0	8.525	8.525
**D	DWS INVESTMENT GMBH FOR DEAM FONDS SC5M	0	3.215	3.215
**D	DWS INVESTMENT GMBH FOR DEAM FONDS STK	0	10.200	10.200
**D	DWS INVESTMENT GMBH FOR STIFTUNGSFONDS SVC 1	0	25.017	25.017
**D	DWS INVESTMENT GMBH FOR DEAM FONDS LMI	0	12.500	12.500
**D	DWS INVESTMENT GMBH FOR DEUTSCHE BERGBURG 15	0	100.000	100.000
**D	DWS INVESTMENT GMBH FOR DEAM-FONDS CPT	0	71.000	71.000
**D	DWS INVESTMENT GMBH FOR DEUTSCHE RRL7	0	13.283	13.283
**D	RUSSELL INVESTMENTS YIELD OPPORTUNITIES POOL	0	6.441	6.441
**D	RUSSELL INVESTMENTS GLOBAL INFRASTRUCTURE POOL	0	2.088.326	2.088.326
**D	RUSSELL INVESTMENTS OVERSEAS EQUITY POOL	0	164.035	164.035
**D	RUSSELL INVESTMENTS MULTI-FACTOR INTERNATIONAL EQUITY	0	11.544	11.544
**D	RUSSELL INVESTMENTS OVERSEAS EQUITY FUND	0	87.651	87.651
**D	HONG KONG SPECIAL ADMINISTRATIVE REGION GOVERNMENT-	0	1.269.067	1.269.067
**D	FOLKSAM OMSSEIDIG LIVFORSKRING	0	866.837	866.837
**D	BANK OF KOREA	0	345.984	345.984
**D	KPA LIVFORSKRING AB (PUBL)	0	31.426	31.426
**D	KPA PENSIONSFORSKRING AB (PUBL)	0	1.563.694	1.563.694
**D	KONSUMENTKOOPERATIONENS PENSIONSTIFTELSE	0	150.629	150.629
**D	BIMCOR GLOBAL EQUITY POOLED FUND	0	141.092	141.092
**D	ALBERTA INVESTMENT MANAGEMENT CORPORATION	0	2.423.308	2.423.308
**D	BANK OF KOREA	0	13.024	13.024
**D	BANK OF KOREA	0	2.066	2.066
**D	BANK SINOPAC AMCO CATHAY GLOBAL INFRASTRUCTURE FUND	0	168.800	168.800

Handwritten mark

Handwritten mark

LISTA ESITO DELLE VOTAZIONE

Oggetto: Relazione sulla politica di remunerazione e sui compensi corrisposti - Prima sezione: relazione sulla politica di remunerazione (deliberazione vincolante).
FAYOREVOLI

Badge	Ragione Sociale	Proprio	Delega	Totale
**D	SIR DAVID TRENCH FUND FOR RECREATION	0	24.197	24.197
**D	CALIFORNIA STATE TEACHERS RETIREMENT SYSTEM	0	10.749.659	10.749.659
**D	DMS INVESTMENT GMBH FOR DEAM-FONDS PG EQ	0	26.147.957	26.147.957
**D	DMS INVESTMENT GMBH FOR DEAM-FONDS MASP	0	194.727	194.727
**D	MERCK CAPITAL ASSET MANAGEMENT LIMITED	0	35.000	35.000
**D	DMS INVESTMENT GMBH FOR DEAM FONDS PFDB	0	290.991	290.991
**D	FINEBRIDGE GLOBAL FUNDS	0	35.167	35.167
**D	ALLIANZ GLOBAL INVESTORS GMBH FOR ALLIANZGI-FONDS HPT	0	82.661	82.661
**D	DMS INVESTMENT GMBH FOR DEAM-FONDS GSK 1	0	17.346	17.346
**D	SO CA UFCW UNIONS AND FOOD EMPLOYERS JOINT PENSION TRUST	0	102.946	102.946
**D	UNITED FOOD AND COMM WORKERS INT UNION-INDUSTRY	0	404.521	404.521
**D	ALLIANZ GLOBAL INVESTORS GMBH FOR ALLIANZGI-FONDS VDB	0	399.000	399.000
**D	VANGUARD FTSE DEVELOPED EUROPE INDEX ETF	0	137.069	137.069
**D	THE WELLINGTON TR CO NAT ASS MULT C TR F TR. OPPORT EQ PTF	0	25.972	25.972
**D	THE WELLINGTON TR CO NAT ASS MULT COMM, ENDURING ASSETS PTF	0	613.084	613.084
**D	THE WELLINGTON TR CO NAT ASS MULT COMM TR F TR DAILY END ASS PTF	0	25.445	25.445
**D	WELLINGTON TR CO NAT ASS MULT COMM TR FD TR GLB MAN RISK PORT	0	1.038.917	1.038.917
**D	THE WELLINGTON TR CO NAT ASS MULT COLLECTIVE INV F TRUST	0	673.656	673.656
**D	NEW YORK STATE TEACHERS RETIREMENT SYSTEM	0	120.424	120.424
**D	PENSIONFONDS METAAL OFF	0	104.902	104.902
**D	PRUDENTIAL RETIREMENT INSURANCE AND ANNUITY COMPANY	0	2.684.235	2.684.235
**D	PRUDENTIAL RETIREMENT INSURANCE AND ANNUITY COMPANY	0	20.007	20.007
**D	VALLSBERG FUND LLC	0	227.600	227.600
**D	INVESCO GLOBAL LOW VOLATILITY EQUITY YIELD FUND	0	1.548.974	1.548.974
**D	ZURICH INVEST ICAV	0	248.616	248.616
**D	THE AB PORTFOLIOS - AB ALL MARKET TOTAL RETURN PORTFOLIO	0	32.540	32.540
**D	THE AB PORTFOLIOS - AB CONSERVATIVE WEALTH STRATEGY	0	1.330.209	1.330.209
**D	DB VERMOEGENSPONDSMANDAT	0	104.448	104.448
**D	COHEN AND STEERS SICAV (LUXEMBOURG)	0	739.292	739.292
**D	DB X-TRACKERS	0	195.283	195.283
**D	DEUTSCHE AM MULTI ASSET PIR FUND	0	36.979	36.979
**D	DEUTSCHE INVEST II	0	105.100	105.100
**D	DMS INVEST	0	7.863	7.863
**D	DMS FIXED MATURITY	0	29.539.205	29.539.205
**D	DMS INVESTMENT S.A. FOR ZURICH GLOBAL EQUITY	0	1.251.173	1.251.173
**D	DMS INVESTMENT S.A. FOR DMS CONCEPT DJE RESPONSIBLE INVEST	0	1.316.057	1.316.057
**D	DEUTSCHE ASSET MNGM S.A. FOR VERM FLEXIBEL (80. / . TEILGESCH)	0	136.663	136.663
**D	DMS INVESTMENT S.A. FOR DMS VERMOEGENSMANDAT-	0	521.448	521.448
**D	DMS INVESTMENT S.A. FOR DMS VERMOEGENSMANDAT-	0	18.904	18.904
**D	DMS INVESTMENT S.A. FOR ZURICH GLOBAL EQUITY	0	98.000	98.000
**D	DMS INVESTMENT S.A. FOR DMS CONCEPT DJE RESPONSIBLE INVEST	0	15.171	15.171
**D	DEUTSCHE ASSET MNGM S.A. FOR VERM FLEXIBEL (80. / . TEILGESCH)	0	15.621	15.621
**D	DMS INVESTMENT S.A. FOR DMS VERMOEGENSMANDAT-	0	784.838	784.838

EAT

1218

LISTA ESITO DELLE VOTAZIONI

Oggetto: Relazione sulla politica di remunerazione e sui compensi corrisposti - Prima sezione: relazione sulla politica di remunerazione (deliberazione vincolante).
FAVOREVOLI

Badge	Ragione Sociale	Proprio	Delega	Totale
**D	DWS INVESTMENT S.A. FOR DWS MULTI ASSET INCOME KONTROLLIERT	0	1.102.202	1.102.202
**D	DWS INVESTMENT S.A. FOR ARERO - DER WELTFONDS	0	153.039	153.039
**D	TRT FOR RET MED DEN & LIFE INS PL OF THE ARMY&AIR FORCE EX SRV	0	201.296	201.296
**D	THE RETIREMENT ANN PL FOR ENPL OF THE ARMY&AIR FORCE EX	0	493.589	493.589
**D	ABERDEEN SELECT INTERNATIONAL EQUITY FUND	0	608.500	608.500
**D	RUSSELL INVESTMENT COMPANY II PLC	0	326.034	326.034
**D	SANFORD C. BERNSTEIN FUND, INC. - INTERNATIONAL	0	2.168.260	2.168.260
**D	LAZARD INTERNATIONAL STRATEGIC EQUITY PORTFOLIO	0	15.497.357	15.497.357
**D	LAZARD INTERNATIONAL EQUITY PORTFOLIO	0	7.199.309	7.199.309
**D	GLOBAL INTREPID - CANADA FUND	0	20.847	20.847
**D	AMERICAN AIRLINES INC., MASTER FIXED BENEFIT PENSION TRUST	0	1.258.863	1.258.863
**D	GENERAL CONFERENCE CORPORATION OF SEVENTH DAY	0	108.022	108.022
**D	STATE OF ALASKA RETIREMENT AND BENEFITS PLANS	0	1.773.213	1.773.213
**D	COLLEGE RETIREMENT EQUITIES FUND	0	11.939.566	11.939.566
**D	COLLEGE RETIREMENT EQUITIES FUND	0	7.031.719	7.031.719
**D	TIIA-CREF INTERNATIONAL EQUITY INDEX FUND	0	3.765.318	3.765.318
**D	TIIA-CREF INTERNATIONAL EQUITY INDEX FUND	0	7.999.819	7.999.819
**D	TIIA - CREF LIFE FUNDS -INTERNATIONAL EQUITY FUND	0	81.288	81.288
**D	CONAGRA FOODS MASTER PENSION TRUST	0	113.109	113.109
**D	PACE INTERNATIONAL EQUITY INVESTMENTS	0	938.936	938.936
**D	RUSSELL INVESTMENT COMPANY - RUSSELL INTERN DEVELOPED MKT	0	1.103.926	1.103.926
**D	MASSACHUSETTS LABORSERS PENSION FUND	0	136.412	136.412
**D	FONDATION LUCIE ET ANDRE CHAGNON	0	62.900	62.900
**D	RUSSELL INVESTMENT FUNDS INTERNATIONAL DEVELOPED MARKETS	0	198.232	198.232
**D	MERCER NON-US CORE EQUITY FUND	0	1.238.100	1.238.100
**D	MORGAN STANLEY INSTITUTIONAL FD TR - GLOBAL STRATEGIST PTF	0	33.642	33.642
**D	MORGAN STANLEY VAR INS FUND, INC. GLOBAL STRATEGIST PORTFOLIO	0	4.573	4.573
**D	EUROPE INVESTMENT FUND	0	116.464	116.464
**D	WELLINGTON DIVERSIFIED INFLATION HEDGES FUND	0	116.049	116.049
**D	MAJOR LEAGUE BASEBALL PLAYERS PENSION PLAN	0	349.600	349.600
**D	ULTRA SERIES FUND-INTERNATIONAL STOCK FUND	0	74.132	74.132
**D	MADISON INTERNATIONAL STOCK FUND	0	45.412	45.412
**D	NATWEST TR AND DEF SERV LTD AS TRUSTEE O LF PRUD EURO QIS FD	0	241.126	241.126
**D	AB GLOBAL RESEARCH INSIGHTS FUND	0	121.450	121.450
**D	ARGO GLOBAL LISTED INFRASTRUCTURE LIMITED	0	152.563	152.563
**D	RUSSELL INVESTMENTS LOW CARBON GLOBAL SHARES FUND	0	88.919	88.919
**D	EMERGENCY SERVICES SUPERANNUATION SCHEME	0	37.677	37.677
**D	FIRST STATE SUPERANNUATION SCHEME	0	1.078.242	1.078.242
**D	RUSSELL INVESTMENTS TAX EFFECTIVE GLOBAL SHARES FUND	0	176.844	176.844
**D	RUSSELL INVESTMENTS GLOBAL LISTED INFRASTRUCTURE FUND -	0	300.134	300.134
**D	REST AB TRUST	0	846.108	846.108
**D	INTERNATIONAL EQUITIES SECTOR TRUST	0	11.420	11.420
**D	SUNSUPER SUPERANNUATION FUND	0	2.691.331	2.691.331

2218

LISTA ESITO DELLE VOLTAZIONE

Oggetto: Relazione sulla politica di remunerazione e sui compensi corrisposti - Prima sezione: relazione sulla politica di remunerazione (deliberazione vincolante).
FAVOREVOLI

Badge	Ragione Sociale	Proprio	Delega	Totale
**D	VFMC INTERNATIONAL EQUITY TRUST 1	0	7.754	7.754
**D	VFMC INTERNATIONAL EQUITY TRUST 2	0	16.522	16.522
**D	RUSSELL INVESTMENTS INTERNATIONAL SHARES FUND	0	46.644	46.644
**D	BLACKROCK AM SCHWEIZ AG OBO BIFS WORLD EX SWITZ EQ	0	178.641	178.641
**D	FLOURISH INVESTMENT CORPORATION	0	2.076.420	2.076.420
**D	PEOPLE'S BANK OF CHINA	0	2.991.158	2.991.158
**D	BEST INVESTMENT CORPORATION	0	5.433.529	5.433.529
**D	NATWEST TRU+DEP SERV LTD AT OF ST JAMES'S PL ALT ASS UN TR	0	1.196.419	1.196.419
**D	NATWEST TRU+DEP SERV LTD ATO ST. JAMES'S PL GL EQ UN TR	0	5.433.529	5.433.529
**D	NATWEST TRU+DEP SERV LTD ATO ST. JAMES'S PL MULTI ASS UN TR	0	13.431.446	13.431.446
**D	THE TRUSTEES OF STAGECOACH GROUP PENSION SCHEME	0	313.447	313.447
**D	ALLIANZ INT INV FDS- ALLIANZ BEST STYLES GLOBAL AC EQUITY	0	380.200	380.200
**D	ALLIANZ UK+EUROPEAN INV FDS-ALLIANZ EUROPEAN EQUITY	0	70.458	70.458
**D	ALLIANZ UK + EUROPEAN INV FDS-ALLIANZ UK EQUITY	0	125.294	125.294
**D	HBOS INTERNATIONAL INV FUNDS ICVC- EUROPEAN FUND	0	90.000	90.000
**D	ALGEMEEN PENSIOENFONDS VAN CURAÇAO	0	833.105	833.105
**D	EAST RIDING PENSION FUND	0	1.682.995	1.682.995
**D	ES ALLIANCE BERNSTEIN UK OEIC ALL BERN EUR (EX UK) EQ ES F	0	175.766	175.766
**D	ES ALLIANCEBERNSTEIN UK OEIC - ES AB LOW VOLATILITY GLB EQ F	0	913.248	913.248
**D	M+G INVESTMENT FUNDS (1) - M+G EUROPEAN INDEX	0	902.312	902.312
**D	M+G INVESTMENT FUNDS (1) - M+G GLOBAL THEMES FUND	0	5.200	5.200
**D	M+G INVESTMENT FUNDS (10) M+G GLOBAL LISTED	0	117.417	117.417
**D	M+G INVESTMENT FUNDS (4) - M+G SUSTAINABLE MULTI	0	3.656.333	3.656.333
**D	STICHTING PHILLIPS PENSIOENFONDS	0	1.785.803	1.785.803
**D	VANGUARD INVESTMENTS FUNDS ICVC - VANGUARD	0	11.705	11.705
**D	VANGUARD INV FDS ICVC-VANG FTSE DEV WOR LD EX - UK EQT IND	0	1.300.416	1.300.416
**D	VANGUARD INV F ICVC-VANGUARD FTSE DEV EUROPE EX-UK EQ INDEX	0	20.190	20.190
**D	VANGUARD INV FUNDS ICVC-VANGUARD FTSE GLOB ALL CAP IND FUND	0	1.793.118	1.793.118
**D	SCOTTISH WID INV SOLS F ICVC - FDMANTL LOW VOL IND GLO EQT F	0	3.275.421	3.275.421
**D	PUBLIC AUTHORITY FOR SOCIAL INSURANCE	0	74.370	74.370
**D	SCOTTISH WIDOWS INV SOL F ICVC- FUNDAMENTAL INDEX	0	244.003	244.003
**D	ARAB BANK FOR ECONOMIC DEVELOPMENT IN	0	67.830	67.830
**D	SCOTTISH WIDOWS OVERSEAS GROWTH INV F ICVC - EURO GROWTH	0	962.455	962.455
**D	SCOTTISH WIDOWS OVERSEAS GROWTH INV FUNDS ICVC-GLOBAL	0	72.022	72.022
**D	SCOTTISH WIDOWS INV SOLUTIONS F ICVC- EUROPEAN (EX UK) EQ FD	0	2.281.593	2.281.593
**D	PACE INTERNATIONAL EQUITY INVESTMENTS	0	843.665	843.665
**D	CATHOLIC ENDOWMENT FUND, LP	0	1.630.061	1.630.061
**D	PINFERIDGE GLOBAL DYNAMIC ASSET ALLOCATION FUND LLC	0	365.995	365.995
**D	STG PFDS CORP EXPRESS MANDAT ALLIANCE CAPITA	0	10.895	10.895
**D	STICHTING TELEGRAAF PENSIOENFONDS 1959	0	1.232	1.232
**D	ALLIANZ AZIONI EUROPA	0	43.957	43.957
**D	ALLIANZ AZIONI ITALIA	0	131.545	131.545
**D		0	542.108	542.108
**D		0	3.000.000	3.000.000

1220

28

LISTA ESITO DELLE VOTAZIONE

Oggetto: Relazione sulla politica di remunerazione e sui compensi corrisposti - Prima sezione: relazione sulla politica di remunerazione (deliberazione vincolante).
FAVOREVOLI

Badge	Regione Sociale	Proprio	Delega	Totale
**D	ALLIANZ GLOBAL STRATEGY 15	0	11.683	11.683
**D	ALLIANZ GLOBAL STRATEGY 30	0	19.579	19.579
**D	ALLIANZ GLOBAL STRATEGY 70	0	197.567	197.567
**D	ALLIANZ ITALIA 50 SPECIAL	0	125.000	125.000
**D	GLOBAL MANAGED VOLATILITY FUND	0	494.027	494.027
**D	PENSION PLAN FOR EMPLOYEES OF THE BUSINESS DEVELOPMENT BANK OF CANADA	0	23.500	23.500
**D	SUPPLEMENTAL RETIREMENT PLAN OF THE BUSINESS DEVELOPMENT BANK OF CANADA	0	17.400	17.400
**D	CO-OPERATIVE SUPERANNUATION SOCIETY PENSION PLAN	0	1	1
**D	CARLETON UNIVERSITY RETIREMENT PLAN	0	197.170	197.170
**D	THE CALGARY FOUNDATION	0	110.408	110.408
**D	RENAISSANCE INTERNATIONAL EQUITY PRIVATE POOL	0	44.603	44.603
**D	IMPERIAL TOBACCO PENSION INVESTMENT TRUST FUND	0	106.884	106.884
**D	INCO ELECTED MASTER TRUST	0	1.579.378	1.579.378
**D	INVESTORS SUMMA SRI FUND	0	39.663	39.663
**D	BLACKROCK - IG INTERNATIONALEQUITY POOL	0	60.385	60.385
**D	IPROFILE INTERNATIONAL EQUITY POOL	0	254.146	254.146
**D	IG MACKENZIE GLOBAL INFRASTRUCTURE CLASS	0	233.200	233.200
**D	LONDON LIFE INSURANCE COMPANY	0	13.628	13.628
**D	SYMMETRY US EQUITY FUND	0	58.150	58.150
**D	MACKENZIE GLOBAL ENVIRONMENTAL EQUITY FUND	0	276.748	276.748
**D	MACKENZIE GLOBAL EQUITY FUND	0	124.216	124.216
**D	MACKENZIE INTERNATIONAL QUANTITATIVE LARGE CAP FUND	0	272.578	272.578
**D	MCLEAN & PARTNERS GLOBAL EQUITY POOL	0	301.700	301.700
**D	MCLEAN & PARTNERS PRIVATE INTERNATIONAL EQUITY	0	468.200	468.200
**D	MACKENZIE MAXIMUM DIVERS ALL WORLD DEVELOPED EX NORTH AMERICA IE	0	16.691	16.691
**D	MACKENZIE INTERNATIONAL EQUITY INDEX ETF	0	14.663	14.663
**D	MACKENZIE MAX DIVERSIFICATION DEVELOPED EUR INDEX ETF	0	12.430	12.430
**D	MACKENZIE MAX DIVERSIFICATION ALL WORLD DEVELOPED IND ETF	0	42.919	42.919
**D	THE PENSION PLAN FOR EMPLOYEES OF MARINE ATLANTIC INC.	0	81.153	81.153
**D	THE GLENORE CANADIAN PENSION FUNDS TRUST-FOREIGN EQUITY FUND	0	55.200	55.200
**D	NOVA SCOTIA PUBLIC SERVICE SUPERANNUATION FUND	0	495.379	495.379
**D	NOVA SCOTIA TEACHERS' PENSION FUND	0	374.412	374.412
**D	EMO CANADA PENSION PLAN	0	372.314	372.314
**D	PURPOSE INTERNATIONAL DIVIDEND FUND	0	176.237	176.237
**D	CCAL DIVERSIFIED INCOME PORTFOLIO	0	8.728	8.728
**D	RENAISSANCE GLOBAL EQUITY PRIVATE POOL	0	4.752	4.752
**D	IMPERIAL INTERNATIONAL EQUITY POOL	0	1.452.573	1.452.573
**D	IMPERIAL OVERSEAS EQUITY POOL	0	67.417	67.417
**D	UNIVERSITY OF GUELPH FOREIGN PROPERTY TRUST	0	167.600	167.600
**D	UNIVERSITY OF GUELPH	0	66.200	66.200
**D	RENAISSANCE GLOBAL VALUE FUND	0	40.333	40.333
**D	ALLIANZ GLOBAL INVESTORS FUND	0	15.845.811	15.845.811
**D	SK THEMEN	0	200.000	200.000

1221

LISTA ESITO DELLE VOTAZIONI

Oggetto: Relazione sulla politica di remunerazione e sui compensi corrisposti - Prima sezione: relazione sulla politica di remunerazione (deliberazione vincolante).
FAVOREVOLA

Badge	Ragione Sociale	Proprio	Delega	Totale
**D	SK WELT	0	400.000	400.000
**D	SK EUROPA	0	450.000	450.000
**D	ALLIANZ SUISSE - STRATEGY FUND	0	26.127	26.127
**D	METALLENTRE FONDS PORTFOLIO	0	217.100	217.100
**D	PREMIUMMANDAT BALANCE	0	62.606	62.606
**D	PREMIUMMANDAT DYNAMIK	0	100.021	100.021
**D	ALLIANZ STIFTUNGSFONDS NACHHALTIGKEIT	0	98.096	98.096
**D	AZ EURO INVESTMENTS S.A.	0	1.236.652	1.236.652
**D	RP RENDITE PLUS	0	69.413	69.413
**D	BLACKROCK STRATEGIC FUNDS	0	849.673	849.673
**D	BLACKROCK GLOBAL INDEX FUNDS	0	555.480	555.480
**D	GOLDMAN SACHS FUNDS	0	161.399	161.399
**D	M&G (LUX) INVESTMENT FUNDS 1	0	1.826.053	1.826.053
**D	ISHARES MSCI EAFE INTERNATIONAL INDEX FUND	0	3.433.611	3.433.611
**D	BLACKROCK UTILITIES INFRASTRUCTURE AND POWER OPPORTUNITIES TRUST	0	2.493.825	2.493.825
**D	ISHARES MSCI ACWI ETF	0	1.848.653	1.848.653
**D	ISHARES MSCI ACWI EX US ETF	0	1.390.169	1.390.169
**D	ISHARES GLOBAL UTILITIES ETF	0	766.559	766.559
**D	ISHARES EUROZONE ETF	0	7.561.039	7.561.039
**D	ISHARES EUROPE ETF	0	1.295.558	1.295.558
**D	ISHARES MSCI EAFE VALUE ETF	0	29.934.723	29.934.723
**D	ISHARES MSCI EAFE VALUE ETF	0	6.597.453	6.597.453
**D	ISHARES MSCI KOKUSAI ETF	0	27.474	27.474
**D	ISHARES GLOBAL INFRASTRUCTURE ETF	0	12.559.510	12.559.510
**D	ISHARES MSCI ITALY ETF	0	4.913.056	4.913.056
**D	ISHARES INTERNATIONAL SELECT DIVIDEND ETF	0	4.783.190	4.783.190
**D	ISHARES EDGE MSCI MIN VOL EAFE ETF	0	1.779.814	1.779.814
**D	ISHARE EDGE MSCI MIN VOL EAFE INDEX FUND OF BLACKROCK FUNDS	0	24.087	24.087
**D	ISHARES CORE MSCI EUROPE ETF	0	2.872.260	2.872.260
**D	ISHARES EDGE MSCI MIN VOL EUROPE ETF	0	24.405	24.405
**D	ISHARES EDGE MSCI INTL MOMENTUM FACTOR ETF	0	342.822	342.822
**D	ISHARES EDGE MSCI INTL VALUE FACTOR ETF	0	642.875	642.875
**D	ISHARES EDGE MSCI INTL SIZE FACTOR ETF	0	1.514	1.514
**D	ISHARES INTERNATIONAL DIVIDEND GROWTH ETF	0	159.232	159.232
**D	ISHARES MSCI WORLD ETF	0	159.178	159.178
**D	ISHARES CORE MSCI EAFE ETF	0	34.912.669	34.912.669
**D	ISHARES CORE MSCI TOTAL INTERNATIONAL STOCK ETF	0	6.598.557	6.598.557
**D	ISHARES CORE MSCI INTERNATIONAL DEVELOPED MARKETS ETF	0	1.346.177	1.346.177
**D	ISHARES CORE MSCI EAFE IMI INDEX ETF	0	1.334.278	1.334.278
**D	ISHARES MSCI EUROPE IMI INDEX ETF	0	152.632	152.632
**D	ISHARES INTERNATIONAL FUNDAMENTAL INDEX ETF	0	59.981	59.981
**D	ISHARES GLOBAL MONTHLY DIVIDEND INDEX ETF (CAD-HEDGED)	0	43.111	43.111
**D	CONNECTICUT GENERAL LIFE INSURANCE COMPANY	0	20.448	20.448

LISTA ESITO DELLE VOTAZIONE

Oggetto: Relazione sulla politica di remunerazione e sui compensi corrisposti - Prima sezione: relazione sulla politica di remunerazione (deliberazione vincolante).
FAVOREVOLI

Badge	Ragione Sociale	Proprio	Delega	Totale
**D	BLACKROCK STRATEGIC GLOBAL BONDFUND INC	0	209	209
**D	TOTAL INTERNATIONAL EX U.S. INDEX MASTER PORTFOLIO OF MASTER INV	0	391.548	391.548
**D	INTERNATIONAL TILTS MASTER PORTFOLIO OF MASTER INVESTMENT PORTFO	0	61.431	61.431
**D	XEROX CANADA EMPLOYEES RETIREMENT PLAN	0	44.800	44.800
**D	ABERDEEN GLOBAL INFRASTRUCTURE FUND	0	232.100	232.100
**D	MERCER DIOCESE OF BROOKLYN GROWTH STRATEGY	0	147.700	147.700
**D	MERCER DIOCESE OF BROOKLYN LAY PENSION INVESTMENT TRUST	0	57.900	57.900
**D	COMMONFUND SCREENED GLOBAL EQUITY, LLC	0	11.500	11.500
**D	AMERICAN FUNDS GLOBAL INSIGHT FUND	0	1.242.553	1.242.553
**D	AMERICAN FUNDS INTERNATIONAL VANTAGE FUND	0	2.174.615	2.174.615
**D	XTRACKERS (IE) PUBLIC LIMITED COMPANY	0	673.318	673.318
**D	MICROSOFT CORPORATION SAVINGS PLUS 401(K) PLAN	0	971.520	971.520
**D	ALLIANZGI BEST STYLES GLOBAL MANAGED VOLATILITY PORTFOLIO	0	20.863	20.863
**D	ALLIANZGI NEJ INTERNATIONAL VALUE FUND	0	185.725	185.725
**D	ALLIANZGI GLOBAL NATURAL RESOURCES FUND	0	8.555	8.555
**D	ALLIANZGI GLOBAL DYNAMIC ALLOCATION FUND	0	18.941	18.941
**D	ALLIANZGI BEST STYLES GLOBAL EQUITY FUND	0	82.994	82.994
**D	HARBOR ROBECO INTERNATIONAL CONSERVATIVE EQUITIES FUND	0	4.089	4.089
**D	HARBOR ROBECO GLOBAL CONSERVATIVE EQUITIES FUND	0	2.082	2.082
**D	GUARDIAN GLOBAL UTILITIES VIP FUND	0	439.605	439.605
**D	THE GENERAL MOTORS' CANADA HOURLY PLAN TRUST	0	525.376	525.376
**D	HARTFORD MULTI-ASSET INCOME FUND	0	58.163	58.163
**D	THE HARTFORD BALANCED FUND	0	4.014	4.014
**D	AMERICAN FUNDS INSURANCE SERIES GROWTH INCOME FUND	0	219.126	219.126
**D	AMERICAN FUNDS FUNDAMENTAL INVESTORS	0	102.563	102.563
**D	AMERICAN FUNDS INSURANCE SERIES ASSET ALLOCATION FUND	0	8.712.341	8.712.341
**D	AMERICAN FUNDS INSURANCE SERIES GLOBAL GROWTH AND INCOME FUND	0	56.826.957	56.826.957
**D	AMERICAN FUNDS INSURANCE SERIES GLOBAL BALANCED FUND	0	24.000.000	24.000.000
**D	AMERICAN FUNDS INSURANCE SERIES CAPITAL INCOME BUILDER	0	3.539.000	3.539.000
**D	CAPITAL GROUP GLOBAL GROWTH COMMON TRUST (US)	0	88.100	88.100
**D	CAPITAL GROUP INTERNATIONAL GROWTH COMMON TRUST (US)	0	2.264.384	2.264.384
**D	ROCHE U.S. RETIREMENT PLANS MASTER TRUST	0	1.531	1.531
**D	HERITAGE AND STABILISATION FUND	0	4.546	4.546
**D	LAZARD/WILMINGTON INTERNATIONAL EQUITY COLLECTIVE TRUST	0	803	803
**D	LAZARD/WILMINGTON COLLECTIVE TRUST	0	1.410.789	1.410.789
**D	JOHNSON AND JOHNSON PENSION SAVINGS PLANS MASTER TRUST	0	1.575.638	1.575.638
**D	INVESCO MULTI SERIES FUNDS-INVESCO GLOBAL TARGETED RETURNS FUND	0	1.659.094	1.659.094
**D	KANSAS PUBLIC EMPLOYEES RETIREMENT SYSTEM	0	183.892	183.892
**D	KANSAS PUBLIC EMPLOYEES RETIREMENT SYSTEM	0	2.872.523	2.872.523
**D	CAYMAN ISLANDS CHAMBER OF COMMERCE PENSION FUND	0	32.587	32.587
**D		0	2.083.135	2.083.135
**D		0	2.128.196	2.128.196
**D		0	71.740	71.740

LISTA ESITO DELLE VOTAZIONE

Oggetto: Relazione sulla politica di remunerazione e sui compensi corrisposti - Prima sezione: relazione sulla politica di remunerazione (deliberazione vincolante).
FAVOREVOLI

Badge	Ragione Sociale	Proprio	Delega	Totale
**D	LIVP BLACKROCK GLOBAL ALLOCATION FUND	0	721.052	721.052
**D	LIVP MONDRIAN INTERNATIONAL VALUE FUND	0	3.017.144	3.017.144
**D	ABERDEEN GLOBAL ABSOLUTE RETURNSTR	0	15.737	15.737
**D	LAZARD INTERNATIONAL EQUITY (CANADA) FUND	0	57.426	57.426
**D	MAINSTAY CBRE GLOBAL-INFRASTRUCTURE	0	1.277.877	1.277.877
**D	AB INTERNATIONAL STRATEGIC EQUITIES HARVESTING SERIES	0	232.340	232.340
**D	TALCOTT RESOLUTION LIFE INSURANCE COMPANY	0	64.647	64.647
**D	TEXAS MUNICIPAL RETIREMENT SYSTEM	0	486.319	486.319
**D	BURROUGHS WELLCOME FUND	0	96.454	96.454
**D	ORIGIN INTERNATIONAL EQUITY FUND	0	52.000	52.000
**D	FIDELITY COMMONWEALTH TRUST II: FIDELITY INT'L ENHANCED INDEX FD	0	1.590.455	1.590.455
**D	FIDELITY COVINGTON TRUST: FIDELITY INTL VALUE FACTOR ETF	0	22.900	22.900
**D	FIDELITY COVINGTON TRUST: FIDELITY TARGETED INTL FACTOR ETF	0	15.952	15.952
**D	MAS PENSION SIEFORE BASICA 60-64 SA DE C.V.	0	188.779	188.779
**D	MAS PENSION SIEFORE BASICA 65-69, SA DE C.V.	0	123.282	123.282
**D	MAS PENSION SIEFORE BASICA 70-74, SA DE C.V.	0	116.128	116.128
**D	MAS PENSION SIEFORE BASICA 75-79 SA DE C.V.	0	107.325	107.325
**D	MAS PENSION SIEFORE BASICA 80-84, SA. DE C.V.	0	163.853	163.853
**D	MAS PENSION SIEFORE BASICA 85-89 SA DE C.V.	0	134.553	134.553
**D	MAS PENSION SIEFORE BASICA 90-94, SS DE C.V.	0	58.498	58.498
**D	PFM MULTI-MANAGER SERIES TRUST - PFM MULTI-MANAGER INTERNATIONAL	0	129.377	129.377
**D	PUPNAM WORLD TRUST	0	15.868	15.868
**D	RUSSELL INVESTMENTS INSTITUTIONAL FUNDS, LLC INTERNATIONAL EQUIT	0	254.601	254.601
**D	RUSSELL INVESTMENTS INSTITUTIONAL FUNDS, LLC GLOBAL LISTED INFRA	0	693.266	693.266
**D	RUSSELL INVESTMENTS INSTITUTIONAL FUNDS, LLC GLOBAL EQUITY PLUS	0	11.165	11.165
**D	SERVICES GROUP OF AMERICA INC	0	61.161	61.161
**D	STANDARD LIFE INVESTMENTS GLOBAL ABSOLUTE RETURN STRATEGIES MAST	0	343.056	343.056
**D	INTEL RETIREMENT PLANS COLLECTIVE INVESTMENT TRUST	0	526.863	526.863
**D	TJ-NONQUALIFIED, LLC	0	127.406	127.406
**D	TENNESSEE CONSOLIDATED RETIREMENT SYSTEM	0	6.114.351	6.114.351
**D	TJ-QUALIFIED, LLC	0	113.940	113.940
**D	VANGUARD FTSE DEVELOPED EUROPE ALL CAP INDEX ETF	0	111.556	111.556
**D	VANGUARD FTSE DEVELOPED ALL-CAP EX NORTH AMERICA INDEX ETF	0	504.346	504.346
**D	VANGUARD DEVELOPED ALL-CAP EX NORTH AMERICA EQUITY INDEX POOLED	0	42.381	42.381
**D	VANGUARD GLOBAL MOMENTUM FACTOR ETF	0	4.088	4.088
**D	VANGUARD FTSE DEVELOPED EX NORTH AMERICA HIGH DIVIDEND YIELD IND	0	13.189	13.189
**D	CAPITAL GROUP INTERNATIONAL EQUITY FUND (CANADA)	0	851.869	851.869
**D	CAPITAL GROUP CANADIAN FOCUSED EQUITY FUND (CANADA)	0	130.720	130.720
**D	CAPITAL GROUP GLOBAL BALANCED FUND (CANADA)	0	834.000	834.000
**D	CAPITAL GROUP CAPITAL INCOME BUILDER (CANADA)	0	134.062	134.062
**D	WELLINGTON COMPOUND GROWTH, L.P.	0	115.966	115.966
**D	WILLINGTON TRUST COLLECTIVE INVESTMENT TRUST	0	15.289	15.289
**D	VANGUARD ENERGY FUND	0	6.838.867	6.838.867

1224

LISTA ESITO DELLE VOTAZIONE

Oggetto: Relazione sulla politica di remunerazione e sui compensi corrisposti - Prima sezione: relazione sulla politica di remunerazione (deliberazione vincolante).
FAVOREVOLI

Badge	Regione Sociale	Proprio	Delega	Totale
**D	VANGUARD TOTAL WORLD STOCK INDEX FUND	0	2.800.714	2.800.714
**D	VANGUARD DEVELOPED MARKETS INDEX FUND	0	50.029.780	50.029.780
**D	THE METHODIST HOSPITAL	0	378.100	378.100
**D	HC CAPITAL TRUST- THE INSTITUTIONAL INTERNATIONAL EQUITY PORTFOL	0	600.413	600.413
**D	INTERNATIONAL MONETARY FUND	0	274.787	274.787
**D	PUTNAM VARIABLE TRUST - PUTNAM VT GLOBAL ASSET ALLOCATION FUND	0	16.374	16.374
**D	PUTNAM DYNAMIC ASSET ALLOCATION GROWTH FUND	0	363.625	363.625
**D	PUTNAM DYNAMIC ASSET ALLOCATION BALANCED FUND	0	244.514	244.514
**D	PUTNAM DYNAMIC ASSET ALLOCATION CONSERVATIVE FUND	0	84.072	84.072
**D	PUTNAM TOTAL RETURN TRUST	0	28.052	28.052
**D	PUTNAM RETIREMENT ADVANTAGE GAA GROWTH PORTFOLIO	0	298.672	298.672
**D	PUTNAM RETIREMENT ADVANTAGE GAA BALANCE PORTFOLIO	0	165.545	165.545
**D	PUTNAM RETIREMENT ADVANTAGE GAA CONSERVATIVE PORTFOLIO	0	45.497	45.497
**D	PUTNAM RETIREMENT ADVANTAGE GAA INCOME STRATEGIES PORTFOLIO	0	46.565	46.565
**D	PUTNAM RETIREMENT ADVANTAGE GAA STRATEGIES PORTFOLIO	0	91.135	91.135
**D	PUTNAM RETIREMENT ADVANTAGE GAA EQUITY PORTFOLIO	0	20.271	20.271
**D	PUTNAM TOTAL RETURN FUND, LLC	0	39.720	39.720
**D	THE STATE OF NEVADA	0	10.323	10.323
**D	PUTNAM DYNAMIC ASSET ALLOCATION EQUITY FUND	0	8.592	8.592
**D	COHEN & STEERS REAL ASSETS FUND, INC	0	1.984.266	1.984.266
**D	COHEN & STEERS INFRASTRUCTURE FUND, INC.	0	211.790	211.790
**D	COHEN & STEERS GLOBAL INFRASTRUCTURE FUND, INC	0	6.698	6.698
**D	COHEN & STEERS ALTERNATIVE INCOME FUND, INC	0	509	509
**D	INTERNATIONAL MONETARY FUND	0	165.645	165.645
**D	THORNBURG INTERNATIONAL VALUE FUND	0	5.915.401	5.915.401
**D	THORNBURG INVESTMENT INCOME BUILDER FUND	0	37.943.171	37.943.171
**D	MUSASHI SMART PREMIA FUND	0	15.810	15.810
**D	ALLIANCEBERNSTEIN INTERNATIONAL ALL-COUNTRY PASSIVE SERIES	0	17.889	17.889
**D	ALLIANCEBERNSTEIN EUROPEAN OPPORTUNITIES SERIES	0	2.695.950	2.695.950
**D	TWCT, LLC	0	100.434	100.434
**D	TWCT II	0	123.868	123.868
**D	MCIC VERMONT A RECIPROCAL RISK RETENTION GROUP	0	50.796	50.796
**D	ALLIANCEBERNSTEIN DELAWARE BUSINESS TRUST - AB INTERNATIONAL STRATEGIC EQUITIES SERIES	0	1.185.066	1.185.066
**D	AB GLOBAL RESEARCH INSIGHTS SERIES	0	5.791.206	5.791.206
**D	ALLIANCEBERNSTEIN DELAWARE BUSINESS TRUST-AB GLOBAL RESEARCH INSIGHTS SERIES II	0	1.504.660	1.504.660
**D	LAZARD INTERNATIONAL STRATEGIC EQUITY TRUST	0	937.286	937.286
**D	LAZARD INTERNATIONAL EQUITY TRUST	0	387.602	387.602
**D	COMPUTERSHARE SPA RAPPRESENTANTE DESIGNATO QUALE DELEGATO 135-UNDECIES TUF IN PERSONA DI ENRICO MONICELLI	0	0	0
2				
**D	CASSA NAZIONALE DI PREVIDENZA E ASSISTENZA FORENSE	0	52.417.000	52.417.000
**D	FONDAZIONE ENPAM	0	32.077.115	32.077.115
**D	COMPUTERSHARE SPA RAPPRESENTANTE DESIGNATO QUALE DELEGATO /SUBELEGATO 135-NOVIES IN PERSONA DI ENRICO MONICELLI	0	0	0
3				

1225

Assemblea Ordinaria del 14 maggio 2020

LISTA ESITO DELLE VOTAZIONI

Oggetto: Relazione sulla politica di remunerazione e sui compensi corrisposti - Prima sezione: relazione sulla politica di remunerazione (deliberazione vincolante).
FAVOREVOLI

Badge	Ragione Sociale	Proprio	Delega	Totale
**D	MINISTERO DELL'ECONOMIA E DELLE FINANZE	0	2.397.856.331	2.397.856.331
**D	HC RENTE	0	75.656	75.656
**D	SIEMENS-FONDS SIEMENS-RENTE	0	1.569.419	1.569.419
**D	SIEMENS DC BALANCED	0	44.012	44.012
***	SARDOC STEFANIA	0	1.000	1.000

Totale voti 5.827.021.430

Percentuale votanti % 80,917487

Percentuale Capitale % 57,314890

1226

EPA

Assemblea Ordinaria del 14 maggio 2020

LISTA ESITO DELLE VOTAZIONI

Oggetto: Relazione sulla politica di remunerazione e sui compensi corrisposti - Prima sezione: relazione sulla politica di remunerazione (deliberazione vincolante).
CONTRARI

Badge	Ragione Sociale	Proprio	Delega	Totale
1	COMPUTERSHARE SPA RAPPRESENTANTE DESIGNATO QUALE SUBDELEGATO 135-NOVIES (ST.TREVISAN) IN PERSONA DI ENRICO MONICELLI	0	0	0
**D	ARCA FONDI SGR - FONDO ARCA AZIONI ITALIA	0	3.890.000	3.890.000
**D	ARCA FONDI SGR - FONDO ARCA ECONOMIA REALE BILANCIATO ITALIA 55	0	390.000	390.000
**D	FRANKLIN TEMPLETON INVESTMENT FUNDS	0	9.337	9.337
**D	T. ROME PRICE FUNDS SICAV	0	9.966	9.966
**D	ARK LIFE ASSURANCE COMPANY LIMITED	0	374.152	374.152
**D	UBS (IRL) INVESTOR SELECTION PLC 1	0	265.063	265.063
**D	UNION INVESTMENT INSTITUTIONAL GMBH	0	990.371	990.371
**D	UNION INVESTMENT PRIVATEFONDS GMBH	0	6.274.683	6.274.683
**D	UNIVERSAL INVEST SICAV	0	5.699.217	5.699.217
**D	BAYERNINVEST KVG MBH ELYSIUM MULTI ASSET	0	60.500	60.500
**D	BAYERNINVEST DIVIDENDE FONDS BAYERNINVEST	0	15.262	15.262
**D	BELFIUS PENSIONFUNDS	0	579.960	579.960
**D	BAYERNINVEST KAPITALVERWALTUNGSGESELLSCHAFT	0	51.369	51.369
**D	ERI BAYERNINVEST FONDS AKTIEN EUROPA	0	246.348	246.348
**D	BAYERNINVEST KAPITALVERWALTUNGSGESELLSCHAFT MBH	0	34.900	34.900
**D	BAYERNINVEST VECO-FONDS B. KAPITALVERWALTUNGSGESELLSCHAFT	0	79.259	79.259
**D	BAYERN INVEST LIBI-FONDS B. KAPITALVERWALTUNGSGESELLSCHAFT	0	82.496	82.496
**D	BAYERNINVEST VALUE PLUS FONDS	0	204.700	204.700
**D	THE MASTER TRUST BANK OF JAPAN LTD	0	36.238	36.238
**D	THE MASTER TRUST BANK OF JAPAN LTD	0	137.876	137.876
**D	JAPAN TRUSTEE SERVICES BANK LTD	0	12.354	12.354
**D	JAPAN TRUSTEE SERVICES BANK LTD	0	37.241	37.241
**D	EUROPEAN EQUITY FUND INC.	0	340.000	340.000
**D	THE MASTER TRUST BANK OF JAPAN LTD	0	31.868	31.868
**D	PIONEER FLEXIBLE OPPORTUNITIES FUND	0	637.103	637.103
**D	THE MASTER TRUST BANK OF JAPAN LTD	0	49.720	49.720
**D	THE MASTER TRUST BANK OF JAPAN LTD	0	5.300	5.300
**D	KBI GLOBAL RESOURCES SOLUTIONS CIT	0	47.013	47.013
**D	SGA INTERNATIONAL EQUITY CIT	0	56.800	56.800
**D	SGA INTERNATIONAL EQUITY FUND	0	5.850	5.850
**D	THE MASTER TRUST BANK OF JAPAN LTD	0	54.537	54.537
**D	THE MASTER TRUST BANK OF JAPAN LTD	0	15.067	15.067
**D	DEVELOPED INTERNATIONAL EQUITY SELECT ETF	0	3.267	3.267
**D	SEI TRUST COMPANY FOR THE BENEFIT OF SGA INTERNATIONAL EQUITY PLUS CIT	0	319.660	319.660
**D	SANLAM UNIVERSAL FUNDS PLC	0	14.353	14.353
**D	SEI TRUST COMPANY FOR THE BENEFIT	0	85.133	85.133
**D	GQG PARTNERS GLOBAL QUALITY EQUITY FUND	0	257.793	257.793
**D	THE MASTER TRUST BANK OF JAPAN LTD	0	14.032	14.032
**D	NUVEEN GLOBAL INFRASTRUCTURE FUND	0	1.625.981	1.625.981
**D	THE MASTER TRUST BANK OF JAPAN LTD	0	360.037	360.037
**D	FIRST TRUST EUROZONE ALPHADEX ETF	0	10.506	10.506

1227

EHL

Assemblea Ordinaria del 14 maggio 2020

LISTA ESITO DELLE VOTAZIONI

Oggetto: Relazione sulla politica di remunerazione e sui compensi corrisposti - Prima sezione: relazione sulla politica di remunerazione (deliberazione vincolante).
CONTRARI

Badge	Ragione Sociale	Proprio	Delega	Totale
**D	THE MASTER TRUST BANK OF JAPAN LTD	0	141.178	141.178
**D	CATHOLIC INVESTOR INTERNATIONAL EQUITY F	0	167.500	167.500
**D	THE ADVISORS' INNER CIRCLE FUND CORNER STONE ADVISORS GLOBAL PUBLIC EQUITY FUND	0	27.449	27.449
**D	THE MASTER TRUST BANK OF JAPAN LTD	0	742.724	742.724
**D	FIRST TRUST RIVERFRONT DYNAMIC EUROPE ET	0	55.542	55.542
**D	FIRST TRUST RIVERFRONT DYN DEV INT ETF	0	184.641	184.641
**D	BAYK A1 FONDS	0	3.895.747	3.895.747
**D	BAYK G2 FONDS	0	867.467	867.467
**D	HI PNWL DIVIDENDE PLUS FONDS	0	56.651	56.651
**D	HI MANPT FONDS	0	422.055	422.055
**D	DEKA MASTER EA&K I	0	367.985	367.985
**D	AXA EURO DIVIDEND K	0	400.000	400.000
**D	AXA EURO DIVIDEND S	0	74.944	74.944
**D	HI-AXEL SPRINGER MASTER FONDS	0	79.317	79.317
**D	UNIVERSAL-OCO	0	172.519	172.519
**D	UNIVERSAL-CAV	0	234.981	234.981
**D	BAYK A4 FONDS	0	95.199	95.199
**D	AXA EURO DIVIDEND DBVL	0	113.618	113.618
**D	AXA EURO DIVIDEND D	0	54.000	54.000
**D	AXA EURO DIVIDEND L	0	168.000	168.000
**D	HI R MASTER FONDS	0	48.579	48.579
**D	HI NSMPT BAP FONDS	0	13.834	13.834
**D	HI BGM AR MASTERFONDS	0	100.467	100.467
**D	BOERDE-UI-FONDS	0	383.715	383.715
**D	BOERDE-UI-FONDS	0	1.167.500	1.167.500
**D	FIR EQUITY AXA ASSICURAZIONI	0	160.000	160.000
**D	BNP PARIBAS FUND	0	1.116.724	1.116.724
**D	BPI GLOBAL INVESTMENT FUND	0	30.795	30.795
**D	GA FUND L	0	26.509	26.509
**D	LA FRANCAISE LUX	0	50.306	50.306
**D	CAIXABANK GLOBAL SICAV	0	16.700	16.700
**D	CAIXABANK WEALTH SICAV	0	8.458	8.458
**D	BNP PARIBAS EASY	0	1.116.413	1.116.413
**D	UBAM	0	56.258	56.258
**D	AXA INSURANCE DAC	0	33.522	33.522
**D	BPSS DUBLIN/RIVER AND MERCANTI	0	40.152	40.152
**D	AMERICAN HEART ASSOCIATION, INC	0	19.142	19.142
**D	BROOKFIELD GLOBAL LISTED INFRASTRUCTURE	0	565.900	565.900
**D	BROOKFIELD REAL ASSETS INCOME FUND INC	0	665.900	665.900
**D	BROOKFIELD REAL ASSETS SECURITIES FUND	0	80.500	80.500
**D	BOSTON PARTNERS GLOBAL INVESTORS INC	0	17.461	17.461
**D	BOSTON PARTNERS GLOBAL LONG SHORT FUND	0	147.096	147.096
**D	CARILLON CLARIVEST INTERNATIONAL STOCK F	0	31.388	31.388

1228

Assemblea Ordinaria del 14 maggio 2020

LISTA ESITO DELLE VOTAZIONE

Objetto: Relazione sulla politica di remunerazione e sui compensi corrisposti - Prima sezione: relazione sulla politica di remunerazione (deliberazione vincolante).
CONTRARI

Badge	Ragione Sociale	Proprio	Delega	Totale
**D	DUNHAM INTERNATIONAL STOCK FUND	0	201.825	201.825
**D	GUIDEPARK WORLD EX US FUND	0	52.665	52.665
**D	NATIONWIDE RISK BASED INTERNATIONAL EQUIT	0	38.368	38.368
**D	PRAXIS INTERNATIONAL INDEX FUND	0	125.271	125.271
**D	RELIANCE TRUST INSTITUTIONAL RETIREMENT	0	68.900	68.900
**D	RRWAS 2016 BUSINESS HOLDINGS LP	0	17.410	17.410
**D	BRKFLD GBL RNW SUBT INERSTR LP	0	32.200	32.200
**D	PACIFIC GLOBAL INTERNATIONALEQUITY INCOM	0	14.167	14.167
**D	ROCKEFELLER EQUITY ALLOCATION FUND	0	242.200	242.200
**D	HEITMAN GLOBAL PRIMES INFRASTRUCTURE SEED INVESTORS LLC	0	3.033	3.033
**D	STANDARD LIFE WEALTH INTERNATIONAL LTD	0	119.883	119.883
**D	STANDARD LIFE WEALTH INTERNATIONAL	0	487.770	487.770
**D	BPS JERSEY/SARASIN PARTNERS LLP	0	610.291	610.291
**D	SARASIN AND PARTNERS LLP CLIE	0	25.838	25.838
**D	ENHANCED INDEX INTERNATIONAL SHARE FUND	0	251.939	251.939
**D	AUSTRALIAN CATHOLIC SUPERAN RETIREM FUND	0	101.952	101.952
**D	LEGALSUPER	0	240.374	240.374
**D	MERCER UNHEDEDGED OVERSEAS SHARES TRUST	0	174.493	174.493
**D	AMP INTERNATIONAL EQUITY INDEX FUND HEDG	0	980.909	980.909
**D	AMP CAP UNHEDEDGED GL SHS MULTI MAN FUND	0	40.694	40.694
**D	IPAC SPEC INV STR INT SHARESTRATEGY NO 1	0	43.430	43.430
**D	IPAC SPEC INV STR INT SHARE STR NO 9	0	77.698	77.698
**D	AMP CAPITAL GLOBAL QUALITY FUND	0	33.130	33.130
**D	WHOLESALE UNIT TRU MSCI GLOB IND SHAR FU	0	46.627	46.627
**D	WHOLESALE UNIT TRUST GLOBAL SHARES F 4	0	307.517	307.517
**D	AMP CAPITAL SPEC INTERN SHARE FUND	0	320.562	320.562
**D	STRATEGIC INTERNATIONAL EQUITY FUND	0	119.047	119.047
**D	KIMI INVEST MAN WHOLESAL CORE GLOBAL FD	0	154.224	154.224
**D	WHOLESALE INTERNATIONAL CORE EQUITIES	0	30.120	30.120
**D	BPS SYDNEY/WHOLESALE UNIT TRUST GLOBAL SHARES FUND 1	0	311.540	311.540
**D	AMP LIFE INTERNATIONAL EQUITIES FUND	0	157.043	157.043
**D	BDF-FONDS E ACT. EUROP.	0	160.000	160.000
**D	FCP FIAO	0	1.181.454	1.181.454
**D	FCP LF AMLEAGUE EURO 45 128 BOULEVA	0	100.764	100.764
**D	FCPE BDF FONDS S SOLIDAIRE	0	35.491	35.491
**D	FCP BNP PARIBAS ACTIONS RENDEMENT	0	514.745	514.745
**D	CARDIF ASSURANCE VIE	0	8.106.477	8.106.477
**D	FCP CAMGESTION RENDACTIS	0	568.013	568.013
**D	FCPE HORIZON EP. ACTION	0	66.760	66.760
**D	CARDIF ASSURANCES RISQUES DIVERS	0	102.671	102.671
**D	FCP CAMGEST VALEURS EURO	0	430.076	430.076
**D	CARDIF LUX VIE	0	673.706	673.706
**D	FCP LITHIUM RENDEMENT	0	925.326	925.326

LISTA ESITO DELLE VOTAZIONI

Oggetto: Relazione sulla politica di remunerazione e sui compensi corrisposti - Prima sezione: relazione sulla politica di remunerazione (deliberazione vincolante).
 CONTRARI

Badge	Ragione Sociale	Proprio	Delega	Totale
**D	MAIF INVEST RESPO EUROPE	0	414.021	414.021
**D	FCPE HARMONY	0	58.549	58.549
**D	LFP MULTI TRENDS	0	43.844	43.844
**D	LA FRANCAISE INFLECTION POINT ACTION EUR	0	318.394	318.394
**D	BNP EURO VALEURS DURAB	0	240.035	240.035
**D	LESAFERE EQUILIBRE RESPONS SOLIDAIR	0	93.437	93.437
**D	FCPE GPE FMC FCE DIV BNP	0	34.092	34.092
**D	FCPE FONDS BOEHRINGER	0	114.401	114.401
**D	FCPE LIMACTIF	0	79.045	79.045
**D	FCP NATIO-FONDS COLLINE 1	0	3.151.028	3.151.028
**D	AXA INDICE EURO	0	574.879	574.879
**D	AGIPI MONDE DURABLE	0	292.647	292.647
**D	AXA AA DIVERSIFIE INDICIEL 1	0	503.187	503.187
**D	MULTIPAR SOLIDAIRE DYNA SR	0	1.840.324	1.840.324
**D	FCPE MULTIPAR EQ. SOC. RES	0	747.291	747.291
**D	FCPE MULTIPAR ACTS SR	0	1.075.074	1.075.074
**D	BNP PARIBAS ACT EUR RESP	0	234.736	234.736
**D	FCPE FCE INVEST EURO	0	2.661.053	2.661.053
**D	FCP FRANCE INVEST. INTER	0	885.224	885.224
**D	FCP NF COLLINES INVEST 3	0	1.896.540	1.896.540
**D	FCP ALM ACTIONS EURO	0	3.213.273	3.213.273
**D	FONDS DIVERSIFIE TEL 1 1 BOULEVARD	0	28.773	28.773
**D	FCP ALM ACT ZONE EUR ISR	0	5.550.000	5.550.000
**D	FCP AG2R LA MONDIALE ACT EUROPE ISR	0	500.000	500.000
**D	FCP CNP ACTIONS EMU UBS	0	1.249.652	1.249.652
**D	FCPE SAUR EPARGNE	0	139.570	139.570
**D	ROSENBERG EUROBLOC	0	637.821	637.821
**D	FCP IRCOM RETRAITE DIVERSIFIE	0	80.650	80.650
**D	LM HARMONY	0	11.376	11.376
**D	FCP KLESIA K ACTIONS EURO	0	23.549	23.549
**D	KEMPEN EUROPEAN HIGH DIVIDEND FUND N.V.	0	1.371.390	1.371.390
**D	KEMPEN CAPITAL MANAGEMENT N V	0	1.713.175	1.713.175
**D	STICHT BEDRIJFT FONDS VOOR DE MEDIA PNO	0	678.278	678.278
**D	KLESIA LE ACTIONS EURO	0	1.046	1.046
**D	BNP PARIBAS EQUITY - FOCUS ITALIA	0	156.823	156.823
**D	FCP KLESIA K RETRAITE EURO	0	2.050.192	2.050.192
**D	LFWL INDEXALPHA	0	203.610	203.610
**D	FPE ESG PLUS	0	2.515.623	2.515.623
**D	FCP FPI ESG	0	111.576	111.576
**D	FCP FPE ESG	0	1.468.125	1.468.125
**D	FCP FPI ESG PLUS	0	1.121.751	1.121.751
**D	FONDS DE RESERVE POUR LES RETRAITES	0	1.912.998	1.912.998
**D	FCP ERAER ACT EURI AMUND	0	1.100.579	1.100.579

1230

1.371

EA

LISTA ESITO DELLE VOTAZIONE

Oggetto: Relazione sulla politica di remunerazione e sui compensi corrisposti - Prima sezione: relazione sulla politica di remunerazione (deliberazione vincolante).
CONTRARI

Badge	Ragione Sociale	Proprio	Delega	Totale
**D	JANUS HENDERSON ADAPTIVE GLOBAL ALLOCATI	0	592	592
**D	JANUS HENDERSON INTERNATIONAL MANAGED VO	0	143.555	143.555
**D	CAPACITY FONDS INSTITUTIONEL-ACTIONS ETRANGERES PIB	0	73.500	73.500
**D	CAPACITY FONDS INSTITUTIONEL ACTIONS ETRANGERES	0	169.879	169.879
**D	TURICUM AKTIEN UND IMMOBILIENWERTSCHRIFT	0	519.457	519.457
**D	RP FONDS INSTITUTIONEL ACTIONS MAR EMER	0	507.933	507.933
**D	MIGROS PENSIONKASSE	0	29.355	29.355
**D	WORLD EQUITY ACTIVE MOTHER FUND	0	31.718	31.718
**D	INDEX MOTHER FUND EURO AREA EQUITY	0	65.778	65.778
**D	DL INTERNATIONAL RESEARCH OPEN MOTHER FD	0	1.421.994	1.421.994
**D	GLOBAL HIGH DIVIDEND EQUITY MOTHER.FUND	0	634.700	634.700
**D	SHINKO GLOBAL EQUITY INDEX MOTHER FUND	0	4.268	4.268
**D	GIVI GLOBAL EQUITY FUND A SERIES TRUST OF GLOBAL MULTI STRATEGY	0	38.757	38.757
**D	AMF AKTIEFOND EUROPA C/O AMF FONDER AB	0	2.153.176	2.153.176
**D	AMF AKTIEFOND GLOBAL C/O AMF FONDER AB	0	1.372.202	1.372.202
**D	AMF AKTIEFOND VARLDEN C/O AMF FONDER AB	0	331.405	331.405
**D	AMF AKTIEFOND VARLDEN C/O AMF FONDER AB	0	1.082.273	1.082.273
**D	KAPAN PENSIONER FORSAKRINGSFORENING	0	518.730	518.730
**D	KAPIT FORENI INSTIT INVEST GLOBALE AKTIER	0	1.483.158	1.483.158
**D	INVESTERINGSFORENINGEN BANKINVEST EUROPA SMALL CAP AKTIER KL	0	31.015	31.015
**D	VELLIV, PENSION & LIVSFORSIKRING A/S	0	238.213	238.213
**D	VERDIPAPIRFONDET EQUINOR AKSJER EUROPA	0	511.950	511.950
**D	ASKR LEVENSVERZEKERING N.V.	0	92.000	92.000
**D	STICHTING ASR BEWAARDER	0	493.988	493.988
**D	EQUINOR PENSJON	0	48.949	48.949
**D	EQUINOR INSURANCE A S	0	530.000	530.000
**D	STICHTING SHELL PENSIOENFONDS	0	110.000	110.000
**D	FUNDACAO CALOUSTE GULBENKIAN	0	21.034	21.034
**D	KEMFEN INTERNATIONAL FUNDS	0	560.900	560.900
**D	KYBURG INSTITUTIONAL FUND - AKTIEN WELT	0	656.669	656.669
**D	BVK PERSONALVORSORGE DES KANTONS ZURICH	0	592.698	592.698
**D	PENSIONSKASSE SBB	0	323.124	323.124
**D	SHELL TRUST BERMUDA LTD AS TRUSTEE OF THE SHELL OVERSEAS CONTRIBUTORY PENSION FUND	0	739.355	739.355
**D	SHELL TRUST (BERMUDA) LIMITED AS TRUSTEE OF THE SHELL INTERNATIONAL PENSION FUND	0	97.795	97.795
**D	NFS LIMITED TRAFALGAR COURT ADMIRAL PARK ST. PETER PORT	0	314.603	314.603
**D	H.E.S.T. AUSTRALIA LIMITED	0	423.791	423.791
**D	LGIA SUPER TRUSTEE AS TRUSTEE FOR LGIA	0	411.351	411.351
**D	NEW YORK STATE COMMON RETIREMENT FUND	0	7.379.754	7.379.754
**D	UBS ASSET MANAGEMENT LIFE LTD	0	4.072.560	4.072.560
**D	JPMORGAN CHASE BANK - FB - UNITED STATES TRUSTS	0	15.985	15.985
**D	ROCKEFELLER & CO., INC	0	1.717.344	1.717.344
**D	BANCO CENTRAL DE TIMOR-LESTE (BCIL)	0	563.611	563.611

LISTA ESITO DELLE VOTAZIONI

Oggetto: Relazione sulla politica di remunerazione e sui compensi corrisposti - Prima sezione: relazione sulla politica di remunerazione (deliberazione vincolante).
CONTRARI

Badge	Ragione Sociale	Proprio	Delega	Totale
**D	TELSTRA SUPERANNUATION SCHEME	0	49.989	49.989
**D	JEFFREY LLC	0	13.137	13.137
**D	JPMORGAN CHASE BANK - PB - CANADA F	0	28.648	28.648
**D	BANK OF MAURITIUS	0	57.254	57.254
**D	TCORPIM INTERNATIONAL SHARE (UNHEDEDGED) F	0	90.533	90.533
**D	THE BOEING COMPANY EMPLOYEE RETIREMENT F	0	805.510	805.510
**D	ACCIDENT COMPENSATION CORPORATION	0	862.082	862.082
**D	IBM PERSONAL PENSION PLAN TRUST	0	420.984	420.984
**D	MTBJ DALDO LIFE FOREIGN EQUITY MOTHER FD	0	32.533	32.533
**D	QANTAS SUPERANN. LTD ATF QANTAS SUP.PLAN	0	464.025	464.025
**D	UBS FTSE RAFI DEVELOPED 1000 INDEX FUND	0	63.484	63.484
**D	SBC MASTER PENSION TRUST 208	0	194.331	194.331
**D	T ROWE PRICE INTERNATIONAL EQUITY INDEX	0	568.905	568.905
**D	REYNOLDS AMERICAN DEFINED BENEFIT MASTER	0	161.566	161.566
**D	MINISTRY OF ECONOMY AND FINANCE	0	86.468	86.468
**D	FLEXSHARES STOXX GLOBAL ESG IMPACT INDEX	0	16.739	16.739
**D	SBC MASTER PENSION TRUST	0	319.913	319.913
**D	MINISTRY OF ECONOMY AND FINANCE	0	4.285.087	4.285.087
**D	ABU DHABI RETIREMENT PENSIONS AND BENEFIT	0	168.909	168.909
**D	ASPIRIANT RISK MANAGED GLOBAL EQUITY FUND	0	53.211	53.211
**D	JNL/MELLON CAPITAL INTNAL INDEX FUND	0	932.702	932.702
**D	MTB GOVERNMENT PENSION INVESTMENT FUND 4	0	38.400	38.400
**D	THE MASTER TRUST BANK OF JAPAN LTD	0	29.834.073	29.834.073
**D	SHELL PENSIONS TRUST LIMITED AS TRU	0	9.362.051	9.362.051
**D	HAMPESHIRE COUNTY COUNCIL PENSION FUND	0	1.038.395	1.038.395
**D	JOHN LEWIS PARTNERSHIP TRUST FOR PENSION	0	199.717	199.717
**D	NATIONAL FARMERS UNION MUTUAL INSURANCE	0	1.170.202	1.170.202
**D	STITCHING PENSIOENFONDS MEDISCH SPECIALI	0	237.171	237.171
**D	THE BARCLAYS BANK UK RETIREMENT FUND	0	88.320	88.320
**D	MTB FOR GOVERNMENT PENSION FD45828	0	66.144	66.144
**D	THE MASTER TRUST BANK OF JAPAN LTD	0	4.348.059	4.348.059
**D	VGV POOLFONDS PAL	0	16.046.071	16.046.071
**D	VGV POOLFONDS VOL AG I	0	425.253	425.253
**D	THE MASTER TRUST BANK OF JAPAN LTD	0	318.493	318.493
**D	UI-E	0	4.538.628	4.538.628
**D	NATIONAL PENSION INSURANCE FUND	0	212.510	212.510
**D	EQ ADVISORS TRUST - 1290 VT SMARTBETA EQ	0	129.639	129.639
**D	BOILERMAKERS NATIONAL ANNUITY TRUST	0	10.720	10.720
**D	T. ROWE PRICE GLOBAL EQUITY FUND	0	94.702	94.702
**D	VANTAGETRUST III MAST COLLECT INVE FU TR	0	8.823	8.823
**D	THE NATIONAL FARMERS UNION MUTUAL INS LINK PEN	0	540.339	540.339
**D	THE MASTER TRUST BANK OF JAPAN LTD	0	75.110	75.110
**D		0	605.155	605.155

1232

LISTA ESITO DELLE VOTAZIONE

Oggetto: Relazione sulla politica di remunerazione e sui compensi corrisposti - Prima sezione: relazione sulla politica di remunerazione (deliberazione vincolante).
CONTRARI

Badge	Regione Sociale	Proprio	Delega	Totale
**D	THE MASTER TRUST BANK OF JAPAN LTD	0	282.161	282.161
**D	BUREAU OF LABOR FUNDS- LABOR PENSION FUND	0	903.577	903.577
**D	BUREAU OF LABOR FUNDS-LABOR RETI FUND	0	157.648	157.648
**D	BUREAU OF LABOR FUNDS - LABOR RETIREMENT FUND	0	18.638	18.638
**D	BUREAU OF LABOR FUNDS- LABOR PENSION FUND	0	58.713	58.713
**D	BUREAU OF LABOR FUNDS-LABOR INSURANCE FU	0	23.375	23.375
**D	NEW YORK STATE COMMON RETIREMENT FU	0	4.417.278	4.417.278
**D	MISSOURI EDUCATION PENSION TRUST	0	342.833	342.833
**D	AXA ROSENBERG EUROPEAN FUND	0	23.730	23.730
**D	THE MASTER TRUST BANK OF JAPAN LTD	0	3.597.991	3.597.991
**D	TRUST AND CUSTODY SERVICES BANK, LTD. AS TRUSTEE FOR MHTB AS TRUSTEE FOR MHAM INTERNATIONAL EQUITY INDEX MOTHER FUND	0	0	0
	61.695	61.695		
**D	TRUST AND CUSTODY SERVICES BANK LIMITED	0	693.341	693.341
**D	STICHTING PENSIOENFONDS VOOR HUISARTSEN	0	269.468	269.468
**D	1290 FUNDS - 1290 SMARTBETA EQUITY FUND	0	12.000	12.000
**D	DELTA MASTER TRUST	0	15.680	15.680
**D	PROVEDA GLOBAL EQUITY, LP	0	3.936	3.936
**D	KATHERINE C. MOORE CHARITABLE LEAD ANNUITY TRUST II	0	14.425	14.425
**D	NEW YORK LIFE INSURANCE AND ANNUITY CO	0	30.104	30.104
**D	RETIREMENT PLAN FOR EMPLOYEES OF AETNA INC	0	275.266	275.266
**D	THE KATHERINE MOORE REVOCABLE TRUST	0	15.133	15.133
**D	JAB CONSOLIDATED LTD	0	1.426	1.426
**D	F.M.KIRBY TRUST DATED 1/3/75 FBO FRED M. KIRBY III	0	6.505	6.505
**D	FM KIRBY TRUST DID 1/3/75 FBO S DILLARD KIRBY	0	8.853	8.853
**D	FM KIRBY DTD TRUST 1/3/75 FBO JEFFERSON W KIRBY	0	6.506	6.506
**D	CHURCH COMMISSIONERS FOR ENGLAND	0	42.664	42.664
**D	NM5-WIEQ-CNS ACCOUNT	0	9.200	9.200
**D	WIP-C S GBL LISTED INFRASTRUCTURE	0	87.189	87.189
**D	NM3 GLEQ GQC ACCOUNT	0	117.088	117.088
**D	NM5 GIEP NVN ACCOUNT	0	123.518	123.518
**D	NM5 WIEQ BRF ACCOUNT	0	24.400	24.400
**D	NM5-WIEQ-NVN ACCOUNT	0	45.671	45.671
**D	BERNISCHE PENSIONSKASSE	0	1.101.026	1.101.026
**D	PRISMA FONDATION SUISSE D'INVESTISSEMENT PRISMA ESG WORLD EX-CH L.V.EQ. H	0	1.741	1.741
**D	MERRILL LYNCH PROFESSIONAL CLEARING CORP	0	265.297	265.297
**D	HELABA INVEST KAPITALANLAGEGESELLSCHAFT MBH	0	1.275.000	1.275.000
**D	BALCOISE FUND INVEST (CH)-AKTIEN WELT EX SCHWEIZ PASSIV CREDIT SUISSE FUNDS AG	0	8.605	8.605
**D	CREDIT SUISSE FUNDS AG ASAST AKTIEN AUSLAND MANDAT ALLIANZ GLOBAL INVESTORS	0	24.501	24.501
**D	CSIF (CH) III EQUITY WORLD EX CH VALUE WEIGHTED - PENSION FUND CREDIT SUISSE FUNDS AG	0	49.626	49.626
**D	AXA VORSORGE FONDS II - EQUITIES GLOBAL MARKETS CREDIT SUISSE FUNDS AG	0	45.076	45.076
**D	SZXB STRATEGIEFONDS WACHSTUM CREDIT SUISSE FUNDS AG	0	40.698	40.698
**D	PK CSG WORLD EQUITY CREDIT SUISSE FUNDS AG	0	92.562	92.562
**D	SZXB STRATEGIEFONDS AUSGEWOGEN CREDIT SUISSE FUNDS AG	0	48.606	48.606

1233

89

Assemblea Ordinaria del 14 maggio 2020

LISTA ESITO DELLE VOTAZIONI

Oggetto: Relazione sulla politica di remunerazione e sui compensi corrisposti - Prima sezione: relazione sulla politica di remunerazione (deliberazione vincolante).
CONTRARI

Badge	Ragione Sociale	Proprio	Delega	Totale
**D	MIGROS AST FONDS II AKTIEN AUSLAND CREDIT SUISSE FUNDS AG	0	430.000	430.000
**D	AXA VORSORGE FONDS - EQUITIES GLOBAL MARKETS III CREDIT SUISSE FUNDS AG	0	715.392	715.392
**D	PK CSG WORLD EQUITY CREDIT SUISSE FUNDS AG MANDAT SWISS ROCK	0	292.204	292.204
**D	CS INVESTMENT FONDS 2 LUX EUROZONE ACTIVE OPPORTUNITIES: EQ	0	707.473	707.473
**D	CSIF 2 CREDIT SUISSE (LUX) EUROPEAN DIVIDEND PLUS EQUITY FD	0	822.241	822.241
**D	CREDIT SUISSE INDEX FUND (LUX) - CSIF (LUX) EQUITY EMU	0	3.280.661	3.280.661
**D	CREDIT SUISSE INDEX FUND (LUX) - CSIF (LUX) EQUITY WORLD FACTOR MIX	0	11.445	11.445
**D	CS INVESTMENT FONDS 2 - CREDIT SUISSE (LUX) INFRASTRUCTURE EQUITY FUND	0	665.000	665.000
**D	CREDIT SUISSE INDEX FUND (LUX) - CSIF (LUX) EQUITY EMU BLUE	0	2.870.014	2.870.014
**D	CREDIT SUISSE INDEX FUND (LUX) - CSIF (LUX) EQUITY EURO STOXX MULTI PREMIA	0	26.622	26.622
**D	CSIF (CH) EQUITY EMU CREDIT SUISSE FUNDS AG	0	1.273.993	1.273.993
**D	FINREON WORLD EQUITY ISOPRO (PENSION) CREDIT SUISSE FUNDS AG	0	32.359	32.359
**D	ACM VIE SA SELR EURO	0	869.400	869.400
**D	ACM VIE SA SELR EURO	0	8.494.718	8.494.718
**D	ACM MUT FONDS GENERAL	0	1.975.105	1.975.105
**D	ACM IARD SA	0	1.007.481	1.007.481
**D	BAYERNINVEST KAPITALVERWALTUNGSGESELLSCHAFT MBH	0	5.415.311	5.415.311
**D	FIDELITY FONDS SICAV	0	31.099.648	31.099.648
**D	NN (L)	0	5.168.307	5.168.307
**D	FIDELITY FOC VALUE UNCONSTRAINED	0	813	813
**D	FIDELITY FOC VALUE OPTIMIZED FACTOR	0	976	976
**D	FIL GENESIS LIMITED FIDELITY FOC CLIMATE	0	3.267	3.267
**D	ANIMA SGR SPA ANIMA SELEZIONE EUROPA	0	1.025.016	1.025.016
**D	ANIMA ALTO POTENZIALE ITALIA ANIMA SGR	0	1.000.000	1.000.000
**D	ANIMA SELEZIONE GLOBALE ANIMA SGR	0	386.200	386.200
**D	ANIMA ALTO POTENZIALE EUROPA ANIMA SGR S	0	1.337.306	1.337.306
**D	ANIMA SGR SPA - ANIMA VISCONTEO PLUS	0	796.923	796.923
**D	ANIMA SGR SPA	0	406.032	406.032
**D	ANIMA SGR SPA ANIMA CRESCITA ITALIA	0	1.342.320	1.342.320
**D	ANIMA ITALIA ANIMA SGR	0	3.291.034	3.291.034
**D	ANIMA VISCONTEO ANIMA SGR SPA	0	4.277.955	4.277.955
**D	ANIMA/ANIMA VAL.GLOBALE	0	733.500	733.500
**D	ANIMA SFORZESCO ANIMA SGR SPA	0	2.039.352	2.039.352
**D	ANIMA FONDO TRADING ANIMA SGR SPA	0	600.000	600.000
**D	ANIMA EUROPA ANIMA SGR SPA	0	548.354	548.354
**D	ANIMA SGR SPA ANIMA VESPUCCI	0	100.800	100.800
**D	ANIMA SGR SPA ANIMA MAGELLANO	0	488.500	488.500
**D	ALETTI GES OB ITA	0	250.000	250.000
**D	ALETTI GES OB EUR C	0	300.000	300.000
**D	ALETTI GES MT EUR	0	508.940	508.940
**D	ALETTI GES PR CED II	0	482.480	482.480
**D	ANIMA SGR SPA - GESTIELLE PRO ITALIA	0	125.000	125.000
**D	ALETTI GES ABS RE	0	163.207	163.207

1234

EM

LISTA ESITO DELLE VOTAZIONE
 Oggetto: Relazione sulla politica di remunerazione e sui compensi corrisposti - Prima sezione: relazione sulla politica di remunerazione (deliberazione vincolante).
CONTRARI

Badge	Regione Sociale	Proprio	Delega	Totale
**D	ALETTI GES C MT IV	0	20.151	20.151
**D	ALETTI GES C MT V	0	390.852	390.852
**D	ALETTI GES MAIII	0	332.257	332.257
**D	ANIMA MEGATREND ANIMA SGR	0	75.000	75.000
**D	ANIMA PICFAC MAGELLANO 2022 ANIMA SGR	0	26.640	26.640
**D	ANIMA PICFAC VALORE GLOBALE 2022 ANIMA S	0	48.599	48.599
**D	ANIMA ESAGONO AZIONARIO GLOBALE ANIMA SG	0	13.700	13.700
**D	EXANE FUNDS 2	0	8.390	8.390
**D	FAM SERIES UCITS ICAV	0	2.788.892	2.788.892
**D	MUTACTION 11	0	604.795	604.795
**D	AVIVA PATRIMOINE	0	858.280	858.280
**D	AVIVA DIVERSIFIE	0	40.125	40.125
**D	AVIVA DIVERSIFIE	0	7.236	7.236
**D	AVIVA DIVERSIFIE	0	36.891	36.891
**D	FCP AVIVA INVESTORS SELECTION	0	343.112	343.112
**D	FCP AVIVA INVESTORS CONVICTION	0	208.584	208.584
**D	FCP AVIVA INVESTORS VALORISATION	0	2.049.938	2.049.938
**D	FCP AFER ACTIONS EURO	0	11.238	11.238
**D	FCP AVIVA PERFORMANCE	0	219.472	219.472
**D	FCP AVIVA ACTIONS EURO	0	178.399	178.399
**D	FCP AVIVA STRUCTURE INDEX 3	0	723.254	723.254
**D	FCP AVIVA INVESTORS ACTIONS EURO	0	2.630	2.630
**D	FCP CAP EQUILIBRE	0	1.098.676	1.098.676
**D	FCP HUMANIS RETRAITE ACTIONS	0	1.235	1.235
**D	FCP INTER ACTIO	0	1.859	1.859
**D	FCP CAP SERENITE	0	680	680
**D	FCPE ESTERRA	0	3.347	3.347
**D	FCPE MAN ENERGY SOLU FRANCE SAS	0	1.943	1.943
**D	FCPE ONYA DIVERSIFIE	0	360.877	360.877
**D	EPESENS OFFENSIF ISR	0	26.264	26.264
**D	FCPE GEMALIO DYN SOLID	0	4.164	4.164
**D	FCPE SAL GROUP CIE DEUTS	0	932	932
**D	FCPE GROUP APA NED OUEST	0	906.289	906.289
**D	FCPE HGA ACTIONS ISR	0	104.595	104.595
**D	FCPE NESTLE FRANCE ACTIO	0	16.295	16.295
**D	FCPE GIVAUDAN	0	11.606	11.606
**D	FCPE CROWN EMBAL FR SAS	0	290	290
**D	FCPE CLAIREFONTAINE EXAC	0	492.503	492.503
**D	FCP HP ACTIONS LAZARD	0	6.357	6.357
**D	FCPE DPI N 2	0	233.037	233.037
**D	FCPE EPARGNE SOL DYN THA	0	17.466	17.466
**D	FCPE SKF DIV INTEREXP	0	20.433	20.433
**D	FCPE MATRA	0	3.315	3.315
**D	FCPE GR SCHLINDER AUD	0	0	0

1235

21

LISTA ESITO DELLE VOTAZIONI

Oggetto: Relazione sulla politica di remunerazione e sui compensi corrisposti - Prima sezione: relazione sulla politica di remunerazione (deliberazione vincolante).
CONTRARI

Badge	Ragione Sociale	Proprio	Delega	Totale
**D	FCPE RATIER FIGEAC	0	4.647	4.647
**D	FCPE TRALES ALENIA SP 3	0	2.912	2.912
**D	FCPE NALCO FRANCE S'A S	0	3.011	3.011
**D	FCPE COMPTAGE IMMOBILIER	0	5.704	5.704
**D	BUILDING SOLUTIONS DIVERSIFIE	0	6.874	6.874
**D	FCPE S E P DIV ACTIONS	0	7.584	7.584
**D	FCPE RELAIS H DIVERSIFIE	0	2.529	2.529
**D	FCPE III CIMENT CALCIA D	0	4.122	4.122
**D	FCPE GROUPE SECURITAS	0	5.947	5.947
**D	FCPE ZOLPAN INVEST 5 ANS	0	868	868
**D	FCPE HGA ACTIONS SOLIDAIRE EMPLOI SANTE	0	269.506	269.506
**D	FCPE ITH DE FRANCE	0	5.270	5.270
**D	FCPE CRCAM PROV C D AZUR	0	8.069	8.069
**D	FCPE ARJOWIGGINS CANSON	0	384	384
**D	FCPE NUFARM EXP SOLIDA	0	542	542
**D	FCPE CHANTELLE	0	1.013	1.013
**D	FCPE GE FONDS A SOLIDAIRE	0	28.259	28.259
**D	FCPE TRALES ALENIA SP 1	0	1.861	1.861
**D	FCPE SAFRAN ETHIQUE SLDR	0	44.140	44.140
**D	FCPE HENKEL DVSE INT EXP	0	3.032	3.032
**D	FCPE HORIZON EPARGNE MIXTE	0	18.036	18.036
**D	FCP HUMANIS RETRAITE ACTION BAS CARBONE	0	471.846	471.846
**D	HUMANIS RETRAITE DIVERSIFIE	0	1.504.673	1.504.673
**D	FCPE SAPEM ACTIONS	0	11.392	11.392
**D	ERAPP ACTION EURO III	0	5.300.000	5.300.000
**D	FCP ERAEP ACTIONS EUROS4 EDRAM	0	10.494.400	10.494.400
**D	OFI INVEST	0	230.904	230.904
**D	PENSIONSKASSE DES BENDES PUBLICA	0	1.899.705	1.899.705
**D	BOLLERAKER BLACKSMITH NATIONAL PENSION	0	1.036.570	1.036.570
**D	AVIVA LIFE & PENSIONS UK LIMITED	0	1.949.215	1.949.215
**D	UNIVERSITIES SUPERANNUATION SCHEME	0	24.644.314	24.644.314
**D	CITY OF PHILADELPHIA PUBLIC EMPL RET SYS	0	437.787	437.787
**D	FIDELITY EUROPEAN VALUES PLC	0	5.301.647	5.301.647
**D	FIDELITY INVESTMENT FUNDS - FIDELITY V GLOBAL DIVIDEND FUND	0	4.554.148	4.554.148
**D	FIDELITY INVESTMENT FUNDS - EUROPEAN FUN	0	14.674.255	14.674.255
**D	FIDELITY INVESTMENT FUNDS - FIDELITY INDEX EUROPE	0	1.346.379	1.346.379
**D	AVIVA INVESTORS INVESTMENT FUNDS IC	0	126.813	126.813
**D	VERMONT PENSION INVESTMENT COMMITTEE	0	323.069	323.069
**D	KOLDINGVEJ 2, BILLUND A/S, C/O KIRKBI AS	0	333.395	333.395
**D	BANK LOMBARD ODIER CO LTD	0	100.000	100.000
**D	UNIVERSITE DE GENEVE	0	105.746	105.746
**D	CAISSE INTER ENTREP DE PREV PROFES CIEPP	0	683.766	683.766
**D	SJOUITSURAHASTO ARTIA EUROPA	0	700.000	700.000

LISTA ESITO DELLE VOTAZIONI

Oggetto: Relazione sulla politica di remunerazione e sui compensi corrisposti - Prima sezione: relazione sulla politica di remunerazione (deliberazione vincolante).
CONTRARI

Badge	Regione Sociale	Proprio	Delega	Totale
**D	MEWB (LUX)/TMA UMBRELLA FUND-GLOBAL EQUI	0	33.900	33.900
**D	TMA UMBRELLA FD-TMA ACWI EX-JAPAN PORTF.	0	60.900	60.900
**D	TRUST & CUSTODY SERVICES BANK LTD	0	1.135.415	1.135.415
**D	TRUST & CUSTODY SERVICES BANK LTD AS TRUSTEE FOR PENSION INVESTMENT FUND TRUST NUMBER 21	0	139.665	139.665
**D	HSBC POOLED INVESTMENT FUND 1 QUEEN'S ROAD, CENTRAL, HONG KONG, HONG KONG	0	3.951.835	3.951.835
**D	HSBC GUARANTEED FUND	0	28.939	28.939
**D	BEST INVESTMENT CORPORATION	0	20.511	20.511
**D	HANG SENG INSURANCE COMPANY LIMITED	0	191.881	191.881
**D	HSEC P IN F HSBC POOLED GLOBAL EQUITY FD	0	235.997	235.997
**D	HSBC LIFE (INTERNATIONAL) LIMITED	0	291.557	291.557
**D	SHENPP EURO INDEX SECURITY MASTER INVEST	0	27.142	27.142
**D	CENTRAL FINANCE BOARD METHODIST CHURCH	0	29.271	29.271
**D	NORFOLK PENSION FUND	0	747.670	747.670
**D	FTSE ALL WORLD INDEX FUND	0	531.303	531.303
**D	AI 50:50 GLOBAL EQUITY FUND	0	1.198.048	1.198.048
**D	FRIENDS LIFE AND PENSIONS LIMITED PIXHAM END	0	2.175.683	2.175.683
**D	HSBC GLOBAL FUND ICAY	0	6.254	6.254
**D	FRIENDS LIFE FUNDS LIMITED	0	1.079.762	1.079.762
**D	ROYAL LONDON EUROPEAN GROWTH TRUST	0	764.676	764.676
**D	HSBC MANAGED GROWTH FUND	0	17.384	17.384
**D	ROYAL LONDON GROUP PENSION SCHEME	0	138.034	138.034
**D	HSBC EUROPEAN INDEX FUND	0	2.609.829	2.609.829
**D	HSBC INSTITUTIONAL TRUST SERVICES IRELAND LIMITED RE 1 GRAND CANAL SQUARE GRAND CANAL HARBOUR, DUBLIN, IRELAND	0	404.048	404.048
**D	HSBC EUROPEAN GROWTH FUND	0	618.547	618.547
**D	AXA GLOBAL DISTRIBUTION FUND	0	35.813	35.813
**D	HSBC MANAGED BALANCED FUND	0	10.493	10.493
**D	ROYAL LONDON EUROPEAN GROWTH FUND	0	3.526.193	3.526.193
**D	HSBC GLOBAL INVESTMENT FUNDS EUROPEAN EQ	0	182.430	182.430
**D	HSBC ETFs PLC	0	511.613	511.613
**D	HSBC GLOBAL INVESTMENT FUNDS	0	1.474.392	1.474.392
**D	ROYAL LONDON MUTUAL INSURANCE SOCIETY LTD	0	68.262	68.262
**D	ESBC ETFs	0	99.753	99.753
**D	SONDERVERMOGEN TINLESA	0	262.100	262.100
**D	SONDERVERMOGEN ATLAS GI	0	33.830	33.830
**D	INTERNATIONALE KAPITALANLAGEGESELLSCHAFTMBH	0	170.813	170.813
**D	SONDERVERMOGEN AVAH	0	234.070	234.070
**D	SONDERVERMOGEN AVS-MF	0	38.453	38.453
**D	NIKKO GLOBAL TRI-ASSET FUND CIBC FINANCIAL CENTRE	0	60.710	60.710
**D	NWT-GRAVITY EUROPEAN EQUITY FUND	0	35.307	35.307
**D	MELLON OFFSHORE FUNDS C/O CIBC BANK AND TRUST COMPANY (CAYMAN) LIMITE	0	6.028.938	6.028.938
**D	EPWORTH INVESTMENT FUND	0	19.230	19.230
**D	MERRILL LYNCH INTERNATIONAL	0	203.400	203.400

LISTA ESITO DELLE VOTAZIONE

Oggetto: Relazione sulla politica di remunerazione e sui compensi corrisposti - Prima sezione: relazione sulla politica di remunerazione (deliberazione vincolante).
CONTRARI

Badge	Ragione Sociale	Proprio	Delega	Totale
**D	SWISSCANTO ASSET MANAGEMENT AG	0	3.381.387	3.381.387
**D	LBPAM ISR AVENIR EURO	0	39.499	39.499
**D	FCP LBPAM ACTIONS VALUE EURO	0	4.379.001	4.379.001
**D	LBPAM ACTIONS EURO LARGE CAP	0	902.912	902.912
**D	LBPAM IRC ACTIONS ISR	0	977.402	977.402
**D	FCP LBPAM DIVERSIFIE FOCUS OBLIG 3 5	0	82.666	82.666
**D	FCP LBPAM ACTIONS CROISSANCE EURO	0	2.450.128	2.450.128
**D	FCP LBPAM IRC ACTIONS EURO MIN VAR	0	220.825	220.825
**D	FCP TOCQUEVILLE DIVIDENDE	0	230.000	230.000
**D	FCP TOCQUEVILLE VALUE EUROPE	0	1.330.000	1.330.000
**D	TOCQUEVILLE MEGATRENDS ISR	0	137.277	137.277
**D	RAVGDIT DIVERSIFIE II LBPAM	0	235.333	235.333
**D	CALXABANK ASSET MANAGEMENT, SGI IC, S.A.	0	11.069.288	11.069.288
**D	VIDALCAIXA, S.A.	0	6.296.349	6.296.349
**D	CM&F GLOBAL GROWTH FUND BNYMTCIL	0	68.425	68.425
**D	CM&F GLOBAL BALANCED FUND BNYMTCIL	0	44.340	44.340
**D	EQUATOR IC&V GUILD HOUSE	0	77.285	77.285
**D	CM&F UK GROWTH FUND BNYMTCIL	0	159.675	159.675
**D	CM&F UK BALANCED FUND BNYMTCIL	0	233.945	233.945
**D	BARNARD COLLEGE	0	8.285	8.285
**D	THE BANK OF NEW YORK MELLON EMPLOYEE BENEFIT COLLECTIVE INVESTMENT FUND PLAN	0	6.212.840	6.212.840
**D	PANAGORA RISK PARITY MULTI ASSET MASTER FUND LTD	0	46.369	46.369
**D	RAILWAYS PENSION TRUSTEE COMPANY LIMITED	0	1.952.261	1.952.261
**D	VOLUNTARY EMPLOYEES BENEFICIARY ASSOCIATION SOUTHERN CALIFORNIA EDISON COMPANY	0	24.960	24.960
**D	B4306 FRB M LUND REV TR	0	5.831	5.831
**D	B4305 FRB S LUND RES TR FBO B LUND	0	5.444	5.444
**D	THE MANUFACTURERS LIFE INSURANCE COMPANY	0	37.557	37.557
**D	CBZ CUIT INTERNATIONAL PRINCIPAL	0	159.702	159.702
**D	USMIA GLOBAL EQUITY	0	25.511	25.511
**D	MIRE ARROWSTREET FOREIGN	0	403.418	403.418
**D	MARANIC II LLC	0	15.229	15.229
**D	CERVURITE INTERNATIONAL LLC	0	199.601	199.601
**D	CENTRAL PENSION FUND OF THE INT UNION OF OPERATING ENGINEERS AND PARTICIPATING EMPLOYERS	0	527.002	527.002
**D	MANULIFE MULTIFACTOR DEVELOPED INTERNATIONAL INDEX	0	20.082	20.082
**D	CANDENCE GLOBAL EQUITY FUND LE	0	772	772
**D	IQ 500 INTERNATIONAL ETF	0	245.435	245.435
**D	DRMA LTD	0	45.730	45.730
**D	BNY MELLON FND MNGT CAYMAN LTD AS TRUSTEE OF FRONTIER GATE GLOBAL EQUITY FND	0	129.251	129.251
**D	FIRST INITIATIVES INSURANCE LIMITED	0	28.291	28.291
**D	CATHOLIC HEALTH INITIATIVES MASTER TRUST	0	121.497	121.497
**D	CHI OPERATING INVESTMENT PROGRAM L.P.	0	218.186	218.186
**D	XTRACKERS MSCI KOKUSAI EQUITY ETF	0	8.111	8.111
**D	BNY MELLON INTERNATIONAL EQUITY ETF	0	15.680	15.680

LISTA ESITO DELLE VOTAZIONE

Oggetto: Relazione sulla politica di remunerazione e sui compensi corrisposti - Prima sezione: relazione sulla politica di remunerazione (deliberazione vincolante).
CONTRARI

Badge	Regione Sociale	Proprio	Delega	Totale
**D	BOK TRANSCO ENERGY EMP WEL BEN TR	0	10.150	10.150
**D	BNYMCIL CGF WDEQ LA	0	20.576	20.576
**D	THE STELLAR FUND	0	91.518	91.518
**D	THE BOSTON COMPANY INC POOLED EMPLOYEE INTERNATIONAL EQUITY FUND	0	166.827	166.827
**D	THE COMMONWEALTH FUND	0	60.043	60.043
**D	GREAT WEST CORE STRATEGIES INTERNATIONAL EQUITY FUND	0	28.454	28.454
**D	KAPITALFORENINGEN MF INVEST BASIS 3 NYKREDIT FORTFOLJJE ADMINISTRATI ADMINISTRATION A/S	0	197.088	197.088
**D	DT INTERNATIONAL STOCK INDEX FUND	0	366.298	366.298
**D	NATWEST IDS DEP BNYM RM GLO EQ FUND	0	164.839	164.839
**D	55041 KUP GLOBALE AKTIER IV	0	16.346	16.346
**D	THE NATURE CONSERVANCY WORLDWIDE OFFICE	0	41.645	41.645
**D	GS TACS MARKET CONTINUOUS INTERNATIONAL	0	206.195	206.195
**D	NONUS EQ MANAGERS PORT JACADIANAN	0	1.353	1.353
**D	WILLETS TOWERS WATSON GROUP TRUST	0	8.475	8.475
**D	56038 IP LOW RISK EQUITIES I	0	1.839.474	1.839.474
**D	INVESTIN PRO F.M.B.A.	0	3.353.671	3.353.671
**D	56037 IP LOW RISK EQUITIES II	0	1.873.992	1.873.992
**D	INTERNATIONAL EQUITY FUND	0	154.013	154.013
**D	KAPITALFORENINGEN EMD INVEST, GLOBALE AK TIER/II	0	31.351	31.351
**D	KAPITALFORENINGEN EMD INVEST, GLOBALE AK TIER/III	0	78.631	78.631
**D	55002 UP EUROPEISKE AKTIER	0	800.170	800.170
**D	QS INTERNATIONAL EQUITY FUND	0	220.000	220.000
**D	DEP OF SSGA NONUS EQUITY B2	0	47.853	47.853
**D	DEP OF SSGA NONUS EQUITY B1	0	45.828	45.828
**D	DEP OF SSGA NONUS EQUITY R2	0	44.774	44.774
**D	DEP OF SSGA NONUS EQUITY H1	0	36.187	36.187
**D	MULT BOS WITH SAME RESIDENCY	0	314.529	314.529
**D	SARASIN AND PARTNERS LLP	0	182.032	182.032
**D	SIM OMNIBUS SARASIN INVEST MGMT	0	455.901	455.901
**D	SP LLP UK CHARITIES CLIENTS AC	0	4.947.567	4.947.567
**D	FFI STRATEGIES PORTFOLIO	0	5.459	5.459
**D	STICHTING BEDRIJFSKAPENFONDEN	0	421.183	421.183
**D	THE FALKLAND ISLANDS GOVERNMENT FALKLAND ISLANDS GOVERNMENT GROWTH FUND	0	279.643	279.643
**D	THE FALKLAND ISLANDS GOVERNMENT	0	205.222	205.222
**D	BNYMD UK LIMITED AS TRUSTEE OF CF CATALYST TRUST	0	274.100	274.100
**D	PENDEMNIS FUND	0	67.140	67.140
**D	ALAMOSA LLC	0	18.396	18.396
**D	RIVER PARTNERS GLOBAL EQUITY, LLC	0	1.969	1.969
**D	CENTRAL PENSION FUND OF THE INTERNATIONAL UNION OF OPERATING ENGINEERS AND PARTICIPATING EMPLOYERS	0	0	0
**D	316.877	0	0	316.877
**D	LEGAL AND GENERAL UCITS ETF PLC	0	252.840	252.840
**D	BNYMCIL WINTON GLOBAL EQUITY FD TR	0	5.129	5.129
**D	OSSIAM IRL ICAV	0	148.749	148.749

LISTA ESITO DELLE VOTAZIONE

Oggetto: Relazione sulla politica di remunerazione e sui compensi corrisposti - Prima sezione: relazione sulla politica di remunerazione (deliberazione vincolante).
CONTRARI

Badge	Ragione Sociale	Proprio	Delega	Totale
**D	PCHF LSV ASSET MGMT	0	38.800	38.800
**D	CADENCE GLOBAL EQUITY FUND LP	0	3.332	3.332
**D	BNY MELLON GLOBAL INFRASTRUCTURE INCOME FUND	0	129.978	129.978
**D	CDW 73 IRR PARA GL	0	4.076	4.076
**D	1975 IRREV TRUST OF C D WEYERHAEUSER	0	8.805	8.805
**D	NEW TRUST NUMBER ONE	0	995	995
**D	STEWARDSHIP FOUNDATION	0	3.655	3.655
**D	SEQUOIA FOUNDATION	0	279	279
**D	FOREST FOUNDATION	0	1.052	1.052
**D	DYNAMIC EQUITY GLOBAL EQUITY MANAGERS PORTFOLIOS SERIES	0	195.037	195.037
**D	CF DV INTERNATIONAL STOCK INDEX FUND	0	335.870	335.870
**D	LLOYD'S REGISTER FOUNDATION	0	485.729	485.729
**D	UPMC BMO FCP	0	97.645	97.645
**D	PACIFIC FUNDS DIVERSIFIED INCOME	0	1.967	1.967
**D	PHILADELPHIA GAS WORKS PENSION PLAN	0	14.175	14.175
**D	ROBECO PORTFOLIO TRUST ROBECO BOSTON PARTNERS INTERNATIONAL EQUITY FUND	0	35.483	35.483
**D	IVY PROSHARES MSCI ACWI INDEX FUND	0	19.284	19.284
**D	THE UNIVERSITY COURT OF THE UNIVERSITY OF GLASGOW	0	48.885	48.885
**D	ACADIAN INTERNATIONAL ALL-CAP FUND	0	66.815	66.815
**D	RWSF CIT EAFE	0	1.251.257	1.251.257
**D	RWSF CIT ACWIEXUS	0	997.584	997.584
**D	RWSF CIT ACWI	0	1.601.257	1.601.257
**D	RCB AVOIRS OPCVM	0	309.313	309.313
**D	GLOBAL ATLANTIC GOLDMAN SACHS GLOBAL EQUITY INSIGHTS PORTFOLIO	0	2.651	2.651
**D	VERSUS CAPITAL REAL ASSETS FUND LLC	0	423.200	423.200
**D	THE BOSTON COMPANY ASSET MANAGEMENT	0	122.654	122.654
**D	WF FAIRM STATE STREET GLOBAL SERV	0	147.787	147.787
**D	WF MES LTD EAFE GLOBAL	0	57.281	57.281
**D	C9W CITW FD PARAMETRIC	0	15.826	15.826
**D	MOTHER CARRINI HEALTH FOUNDATION, INC.	0	258.963	258.963
**D	BEVAGSTEXTPENSIONS	0	198.106	198.106
**D	STATE OF WISCONSIN INVESTMENT BOARD	0	42.886	42.886
**D	IOWA PUBLIC EMPLOYEES RETIREMENT SYSTEM	0	1.767.116	1.767.116
**D	IOWA PUBLIC EMPLOYEES RETIREMENT SYSTEM	0	289.289	289.289
**D	NTMA ISIF ILLIM EUROPEAN EQUITY	0	277.243	277.243
**D	WF AND CO CASH PLN EVERGN INV 1	0	151.371	151.371
**D	THE EUROPEAN CENTRAL BANK	0	419.063	419.063
**D	AL TRUST H3 FONDS SPK	0	426.363	426.363
**D	AL TRUST FONDS SP 7 SPK	0	828.674	828.674
**D	ONFF WILLIAM BLAIR NONUS	0	61.516	61.516
**D	DIOCESE OF VENICE PENSION PLAN AND TRUST	0	10.804	10.804
**D	UFJF MCM MSCI WORLD FD	0	98.621	98.621
**D	HP INC. MASTER TRUST	0	342.854	342.854

1260

LISTA ESITO DELLE VOTAZIONE
 Oggetto: Relazione sulla politica di remunerazione e sui compensi corrisposti - Prima sezione: relazione sulla politica di remunerazione (deliberazione vincolante).
 CONTRARI

Badge	Ragione Sociale	Proprio	Delega	Totale
**D	FIRE AND POLICE PENSION ASSOCIATION OF COLORADO	0	139.876	139.876
**D	RHODE ISLAND EMPLOYEES RETIREMENT SYSTEMS POOLED TRUST	0	260.547	260.547
**D	CE8F WILLIAM BLAIR IACC	0	391.928	391.928
**D	CE8F LAZARD ILCE	0	1.293.907	1.293.907
**D	PUBLIC EMPLOYEE RETIREMENT SYSTEM OF IDAHO	0	440.739	440.739
**D	PITTSBURGH THEOLOGICAL SEMINARY OF THE PRESBYTERIAN CHURCH	0	14.326	14.326
**D	RAYTHEON MASTER PENSION TRUST	0	368.949	368.949
**D	CZ AANDELEN SSGA	0	81.472	81.472
**D	PGVF SSGA	0	8.102	8.102
**D	PDEF NUVEEN	0	232.085	232.085
**D	CE8F STRATEGIC GBL EAFE	0	284.823	284.823
**D	NSNE PARA EAFE PI 2	0	45.120	45.120
**D	NSNE PARA EAFE PI 1	0	43.914	43.914
**D	NSNE PARA EAFE MONTI	0	39.937	39.937
**D	MINISTER FOR FINANCE AND IRELAND STRATEGIC INVESTMENT FUND ISIF	0	49.788	49.788
**D	STICHTING BEWAARDER ACHEMA BELEGINGSFOOLS AIM AWW E7AEZ026002	0	11.070	11.070
**D	ALASKA PERMANENT FUND CORPORATION	0	1.401.413	1.401.413
**D	PUBLIC SCHOOL TEACHERS' PENSION AND RETIREMENT FUND OF CHICAGO	0	2.797.490	2.797.490
**D	DUKE ENERGY QUALIFIED NUCLEAR DECOMMISSIONING	0	8.070	8.070
**D	PUBLIC EMPLOYEES RETIREMENT ASSOCIATION OF NEW MEXICO	0	308.687	308.687
**D	SCHOOL EMPLOYEES RETIREMENT SYSTEM OF OHIO	0	319.620	319.620
**D	PUBLIC EMPLOYEES RETIREMENT SYSTEM OF MISSISSIPPI	0	366.502	366.502
**D	KENTUCKY RETIREMENT SYSTEMS INSURANCE TRUST FUND	0	379.700	379.700
**D	INDIANA PUBLIC RETIREMENT SYSTEM	0	806.963	806.963
**D	GENERAL MILLS INVESTMENT TRUST	0	106.187	106.187
**D	VEBA PARTNERSHIP N L P	0	259.717	259.717
**D	BELL ATLANTIC MASTER TRUST	0	743.303	743.303
**D	BELL ATLANTIC MASTER TRUST	0	164.861	164.861
**D	ACADIAN ALL COUNTRY WORLD EX US FUND	0	53.564	53.564
**D	PENN SERIES DEV INTL INDEX FUND	0	166.193	166.193
**D	EMPLOYEES RETIREMENT SYSTEM OF TEXAS	0	407.128	407.128
**D	UPMC BMO PENSION	0	628.690	628.690
**D	NV PERS SSGA EAFE INDEX PUBLIC EMPLOYEES RETIREMENT SYSTEM OF NEVADA	0	5.316.665	5.316.665
**D	LOUISIANA STATE ERS TERROR FREE INT	0	1.128.831	1.128.831
**D	LOUISIANA STATE ERS MONDRIAN IG CAP	0	59.338	59.338
**D	LOUISIANA STATE ERS MSCI EXUS INDEX	0	688.000	688.000
**D	IVY APOLLO MLT ASSET INC GEI IVY	0	93.547	93.547
**D		0	2.546.628	2.546.628
**D		0	2.389.210	2.389.210
**D		0	1.354	1.354
**D		0	13.615	13.615
**D		0	10.201	10.201
**D		0	539.823	539.823

LISTA ESITO DELLE VOTAZIONI

Oggetto: Relazione sulla politica di remunerazione e sui compensi corrisposti - Prima sezione: relazione sulla politica di remunerazione (deliberazione vincolante).
 CONTRARI

Badge	Ragione Sociale	Proprio	Delega	Totale
**D	PRINCIPAL GLOBAL INVESTORS FUNDS	0	5.484	5.484
**D	UPMC BMO	0	81.476	81.476
**D	POOL RE L AND G MSCI EQ	0	167.993	167.993
**D	AST GS MULTI ASSET PORT LIQ PDHB	0	16.015	16.015
**D	IOWA PUBLIC EMPLOYERS RETIREMENT SYSTEM	0	92.153	92.153
**D	METROPOLITAN LIFE INSURANCE COMPANY	0	423.219	423.219
**D	ENERGY INSURANCE MUTUAL LIMITED	0	39.882	39.882
**D	AL TRUST AKTIEN EUROPA SPK	0	60.023	60.023
**D	TENNESSEE VALLEY AUTHORITY RETIREMENT SYSTEM	0	8.786	8.786
**D	SOUTH CAROLINA RETIREMENT SYSTEMS GROUPTRUST	0	53.819	53.819
**D	THE STATE OF CONNECTICUT ACTINGTHROUGH ITS TREASURER	0	1.515.290	1.515.290
**D	BOARD OF PENSIONS OF THE EVANGELICAL LUTHERAN CHURCH IN AMERICA	0	183.187	183.187
**D	SANTA BARBARA COUNTY EMPLOYEESRETIREMENT SYSTEM	0	136.236	136.236
**D	BANK OF KOREA	0	4.079	4.079
**D	BNY MELLON GLOBAL FUNDS PLC	0	911.020	911.020
**D	IWHF LSV ASSET INVESTMENT	0	32.400	32.400
**D	PFI INTL EQUITY INDEX FUND	0	664.851	664.851
**D	SARATOGA INTERNATIONAL EQUITY PORTFOLIO	0	20.900	20.900
**D	THE AMERICAN UNIVERSITY IN CAIRO	0	7.542	7.542
**D	MINISTERS AND MISSIONS BENEFIT BRD OF AMERICAN BPTST CHURCHES	0	90.716	90.716
**D	PEPF WILLIAM BLAIR CO	0	162.803	162.803
**D	CALIFORN ENDOW LAZARD	0	194.080	194.080
**D	RBS INVESTMENT FUNDS ICVC MANAGED INCOME FUND	0	3.112	3.112
**D	DEUTSCHE XTRK MSCI EMU HDG EQ ETF	0	38.756	38.756
**D	AXA MPS FINANCIAL DAC	0	1.600.000	1.600.000
**D	GS ACTIVEBETA EUROPE ETF	0	11.269	11.269
**D	PVC DIVERSIFIED INTERNATIONAL AC	0	525.405	525.405
**D	PFI DIVERSIFIED INTERNATIONAL FUND	0	275.388	275.388
**D	BNMTCIL LM QS MV EURO EQ GAI FD	0	14.446.341	14.446.341
**D	CTJ RE STANLIB GLOBAL EQ ARR USD	0	53.000	53.000
**D	BNYTD CF CANLIFE GBL INFRA FD	0	284.229	284.229
**D	PGIF EUROPEAN EQUITY FUND BNYMTCIL	0	100.243	100.243
**D	PFI OVERSEAS FD PMC	0	85.749	85.749
**D	IQ 50 PERCENT HEDGED FTSE EURO ETF	0	549.402	549.402
**D	IQ 50 PERCENT HEDGED FTSE INTL ETF	0	7.784	7.784
**D	GREATLINK SUPREME ACADIAN	0	154.495	154.495
**D	EMPLOYEES RETIREMENT TRUST OF BANK OF MONTREAL HARRIS	0	13.051	13.051
**D	HRCD RPMT HAP RHUMELINE EAFE	0	143.139	143.139
**D	NATWEST DEP SPF EUROPE EQ SSSA	0	4.038	4.038
**D	AOHIT HAI RHUMBLINE EAFE THE ARCHDIOCESE OF HARTFORD INVESTMENT TRUST	0	138.954	138.954
**D	ING PARAPLUFONDS I N.V.	0	4.611	4.611
**D	NN PFINV NN PREMIUM DIVIDEND FUND	0	655.749	655.749
**D		0	348.064	348.064

LISTA ESITO DELLE VOTAZIONE

Oggetto: Relazione sulla politica di remunerazione e sui compensi corrisposti - Prima sezione: relazione sulla politica di remunerazione (deliberazione vincolante).
CONTRARI

Badge	Regione Sociale	Proprio	Delega	Totale
**D	ACADIAN INTERNATIONAL EQUITY FUND LLC	0	103.514	103.514
**D	ACADIAN NON US ALL CAP EQUITY FUND USD HEDGED LLC	0	368.773	368.773
**D	BOK KIC GAEQ16	0	1	1
**D	BOK KIC GPEQ0	0	100.679	100.679
**D	BOK MCM DM PEQ	0	1	1
**D	NONUS EQUITY MGRSPORT I ACADIANAN	0	42.027	42.027
**D	SPRUCEGROVE NONUS EQUITY LLC	0	70.964	70.964
**D	ACADIAN ALL COUNTRY WORLD MANAGED VOLATILITY EQUITY FUND LLC	0	68.963	68.963
**D	56053 IP GLOBAL EQUITIES I	0	456.411	456.411
**D	WILMINGTON MULTI MANAGER INTERNATIONAL FUND	0	101.489	101.489
**D	FT NASDAQ SMART GRID INDEX FUND	0	37.631	37.631
**D	FT ISE GLOBAL WIND ENERGY INDEX FND	0	277.120	277.120
**D	STICHTING BEDRIJFSKAPENSIOENFONDS VOOR DEZOEETWARENINDUSTRIE	0	326.173	326.173
**D	GREAT-WEST INTERNATIONAL INDEX FUND	0	582.285	582.285
**D	STATE OF WISCONSIN INVESTMENT BOARD	0	380.758	380.758
**D	STATE OF WISCONSIN INVESTMENT BOARD	0	2.769.424	2.769.424
**D	STATE OF WISCONSIN INVESTMENT BOARD	0	1.831.025	1.831.025
**D	STATE OF WISCONSIN INVESTMENT BOARD	0	400.704	400.704
**D	THE BANK OF KOREA	0	7.299	7.299
**D	ACADIAN GLOBAL MANAGED VOLATILITY EQUITY FUND LLC	0	583.627	583.627
**D	BOK KIC GEEQ2 0	0	26.203	26.203
**D	EMPLOYEES RETIREMENT SYSTEM OF TEXAS	0	894.647	894.647
**D	DEUTSCHE XTRKS MSCI ALL WORLD HDG	0	41.834	41.834
**D	NKB SI MOMENTUM AKTIER	0	111.362	111.362
**D	NKB SI MOMENTUM AKTIER AKK	0	9.669	9.669
**D	NKB SII DOW JONES SWI	0	182.479	182.479
**D	NKB SII EUROPE VALUE	0	278.980	278.980
**D	IQ CANDRIAM ESG INTERNATIONAL EQUITY ETF	0	40.678	40.678
**D	STICHTING BEDRIJFSKAPENSIOENFONDS	0	576.360	576.360
**D	KAPITALFORENINGEN INVESTIN PRO	0	13.062	13.062
**D	TTF PANAGORA DYN INTL EQ	0	5.836	5.836
**D	BELLSOUTH CORP REA VERA TRUST	0	117.543	117.543
**D	ARCHDIOCESE OF NEW YORK MASTER TRUST	0	102.431	102.431
**D	MNVE SSGA INTL EQUITY	0	40.251	40.251
**D	DREYFUS INDEX FUNDS INC DREYFUS INTERNATIONAL STOCK INDEX FUND	0	325.681	325.681
**D	DREYFUS INTERNATIONAL EQUITY FUND	0	1.179.138	1.179.138
**D	ECBSEG	0	371.490	371.490
**D	CITY OF MEMPHIS RETIREMENT SYSTEM	0	78.344	78.344
**D	LOUISIANA SHERIFFS ARROWSTREET	0	119.204	119.204
**D	EMPLOYEES RETIREMENT SYSTEM OF TEXAS	0	1.209.000	1.209.000
**D	PFI SYSTEMATEX INTERNATIONAL FD PGI	0	305.879	305.879
**D	APL RB EQ DEV MIRA	0	95.834	95.834
**D	TEACHERS' RETIREMENT SYSTEM OF LOUISIANA	0	1	1

1263

1.877

EM

LISTA ESITO DELLE VOTAZIONE

Oggetto: Relazione sulla politica di remunerazione e sui compensi corrisposti - Prima sezione: relazione sulla politica di remunerazione (deliberazione vincolante).
CONTRARI

Badge	Ragione Sociale	Proprio	Delega	Totale
**D	SEMPRA ENERGY PENSION MASTER TRUST	0	233.197	233.197
**D	SEATTLE CITY EMPLOYEES RETIREMENT SYSTEM	0	78.870	78.870
**D	PS6F STATE STREET INTL EQ	0	622.873	622.873
**D	AIF 21104 LPI AKT EUROPA II	0	67.736	67.736
**D	INVESTERINGSFORENINGEN LAEGERNES INVEST,	0	39.674	39.674
**D	DEUTSCHE XTRKS MSCI EURO CCYHDG	0	495.672	495.672
**D	ARC RB EQ DEV KAITOS	0	28.623	28.623
**D	SAEF SCE PANAGORA QUAL	0	188.961	188.961
**D	DBX FISE DEV EX US COMP FACTOR	0	8.531	8.531
**D	ASV RB EQ DEV MENKAR	0	61.704	61.704
**D	PGTF DR NON US EQUITY GT	0	19.212	19.212
**D	MCKINLEYCAPINTLGROWT	0	155.500	155.500
**D	DEUTSCHE XTRKS MSCI EAFE CCYHDG	0	2.471.920	2.471.920
**D	TGW PANAGORA INTL EQ	0	17.715	17.715
**D	FARMERS GROUP INC EMPLOYEES PENSION PLAN TRUST	0	334.780	334.780
**D	ROWF GT ACWI EX US	0	2.605.885	2.605.885
**D	3M ERIP RAFI EAFE	0	380.124	380.124
**D	RP7 EQUITY FUND	0	9.476.085	9.476.085
**D	SISTERS OF CHARITY OF LEAVENWORTH HEALTH SYSTEM MASTER TRUST	0	93.385	93.385
**D	NEFF LSV ASSET MGMT	0	567.200	567.200
**D	NATIONAL ELEVATOR INDUSTRY PENSION PLAN	0	286.900	286.900
**D	LEPF LAZARD	0	125.499	125.499
**D	RZSF3001 NON US GE W BLAIR	0	216.592	216.592
**D	ADEPT INVESTMENT MANAGEMENT PLC	0	982.876	982.876
**D	STICHTING BEDRIJFSTAKPENSIOENFONDS VOOR DEZOEETWARENINDUSTRIE EUROPAWEG	0	428.092	428.092
**D	VIRGINIA RETIREMENT SYSTEM	0	189.383	189.383
**D	VIRGINIA RETIREMENT SYSTEM	0	2.422.000	2.422.000
**D	VIRGINIA RETIREMENT SYSTEM	0	1.588.338	1.588.338
**D	VIRGINIA RETIREMENT SYSTEM	0	558.725	558.725
**D	LENS LLC AND LANS LLC DEFINED BENEFIT PLAN GROUP TRUST	0	70.240	70.240
**D	COUNTY EMPLOYEES ANNUITY AND BENEFIT FUND OF COOK COUNTY	0	295.170	295.170
**D	COUNTY EMPLOYEES ANNUITY AND BENEFIT FUND OF COOK COUNTY	0	136.046	136.046
**D	CASEY FP ARROWSTREET	0	56.056	56.056
**D	OSBF PANAGORA	0	50.448	50.448
**D	BNYMTCIL FT EURO ALPHADEX UCITS ETF	0	1.491.342	1.491.342
**D	BNY MELLON INTERNATIONAL FUND	0	6.647	6.647
**D	DEUTSCHE XTRK MSCI STH EUR HDG ETF	0	130.022	130.022
**D	LRPF WILLIAM BLAIR	0	53.869	53.869
**D	IN8 COP TREAS FWP RHUMBLINE MSCI	0	73.676	73.676
**D	AON HEWITT COLLECTIVE INVESTMENT TRUST	0	18.840	18.840
**D	WF KNIGHTS OF COLUMBUS MAST TR SSGA	0	177.141	177.141
**D	MI FONDS K12 SPK	0	86.837	86.837
**D	MI FONDS K11 SPK	0		

LISTA ESITO DELLE VOTAZIONI

Oggetto: Relazione sulla politica di remunerazione e sui compensi corrisposti - Prima sezione: relazione sulla politica di remunerazione (deliberazione vincolante).
CONTRARI

Badge	Ragione Sociale	Proprio	Delega	Totale
**D	MI FONDS K10 SPK	0	448.366	448.366
**D	ARBEJDSMARKEDETS TILLAGSPENSION	0	1.538.145	1.538.145
**D	SEI GLOBAL INVESTMENT FUND PLC	0	138.515	138.515
**D	SEI GLOBAL MASTER FUND PLC - T	0	268.243	268.243
**D	WELLS FARGO (LUX) WORLDWIDE FU	0	4.329	4.329
**D	INTER EXPANSION	0	58.482	58.482
**D	FONDS PALLADIO	0	194.256	194.256
**D	TOUCHSTONE FUNDS GROUP	0	119.570	119.570
**D	MOOREA FUND - SELECTION EUR	0	214.357	214.357
**D	ALLIANZ VIE-HENAFF HERVE	0	229.088	229.088
**D	LA BANQUE POSTALE ASSET MANAGE	0	93.094	93.094
**D	ALLIANZ VIE ACE ACTIONS-HENAFF	0	377.630	377.630
**D	AZ VIE PFON RETRAITE ACTION-HE	0	289.633	289.633
**D	HALEVI A3	0	500.165	500.165
**D	FCPE MACIF CROISSANCE DURABLE	0	160.650	160.650
**D	MAIF CROISSANCE DURABLE	0	334.795	334.795
**D	MONCEAU EUROPE VALUE	0	496.657	496.657
**D	CIPAV METROPOLE DIVERSIFIE	0	471.588	471.588
**D	MONCEAU ETHIQUE	0	188.075	188.075
**D	SMITH GROUP GLOBAL LARGE CAP	0	21.100	21.100
**D	TRUST CUSTODY SERVICES BANK, L	0	200.000	200.000
**D	ASI - PROGETTO SVILUPPO GLO	0	145.912	145.912
**D	AM SOL IT-PROGETTO SVILUPPO GL	0	25.535	25.535
**D	BROWN BROTHERS HARRIMAN TRUSTE	0	1.798.805	1.798.805
**D	OFI MARKET NEUTRAL EQUITY	0	1.524.607	1.524.607
**D	MACIF CROISSANCE DURABLE ET SC	0	295.445	295.445
**D	TRUST AND CUSTODY SERVICES BAN	0	117.211	117.211
**D	THE NOMURA TRUST AND BANKING C	0	78.622	78.622
**D	NUVEEN GLOBAL INVESTORS FUND P	0	122.518	122.518
**D	SEI GLOBAL MASTER FUND PLC STY	0	1.394.000	1.394.000
**D	OFI AM	0	2.028.836	2.028.836
**D	SEI INVESTMENTS (EUROPE) LIMIT	0	44.470	44.470
**D	SEI GLOBAL INVESTMENTS FUND PL	0	38.262	38.262
**D	TST TOUCHSTONE SUSTAINABILITY	0	1.702.324	1.702.324
**D	SEI GLOBAL MASTER FUND PLC- TH	0	112.983	112.983
**D	OFI FUND - EURO LARGE CAP	0	80.000	80.000
**D	ERSTE-SPARINVEST KAPITAL M.B.H	0	941.602	941.602
**D	SINGLE SELECT INVEST MONCEAU ACTION	0	100.000	100.000
**D	LUX IM ESG GENERALI INVESTM DIVERS STRAT	0	383.135	383.135
**D	SEYCOND EUROPE MINVOL	0	1.747.013	1.747.013
**D	OSTRUM EURO VALUE EQUITY	0	221.614	221.614
**D	SEYCOND EQUITY FACTOR INVESTING EUROPE	0	4.790	4.790
**D	VALLIANT AKTIEN EUROP	0	24.697	24.697

LISTA ESITO DELLE VOTAZIONE

Oggetto: Relazione sulla politica di remunerazione e sui compensi corrisposti - Prima sezione: relazione sulla politica di remunerazione (deliberazione vincolante).
CONTRARI

Badge	Ragione Sociale	Proprio	Delega	Totale
**D	G FUND NEXT R EVOLUTIONS	0	593.935	593.935
**D	PRIVILEGE - JP MORGAN FAN EUROPEAN FLEXIBLE EQUITY	0	9.131	9.131
**D	SEYOND EUROPE MARKET NEUTRAL	0	8.857	8.857
**D	DNB ASSET MANAGEMENT AB	0	40.896	40.896
**D	CLEOME INDEX GLOBAL EQUITIES	0	10.644	10.644
**D	CLEOME INDEX EUROPE EQUITIES	0	166.338	166.338
**D	CANDRIAM QUANT EQUITIES MULTI-FACTOR EMU	0	12.472	12.472
**D	CANDRIAM QUANT EQUITIES MULTI-FACTOR GLO	0	4.707	4.707
**D	CLEOME INDEX EMU EQUITIES	0	89.849	89.849
**D	CANDRIAM QUANT EQUITIES EUROPE	0	14.628	14.628
**D	CLEOME INDEX WORLD EQUITIES	0	7.474	7.474
**D	G FUND - TOTAL RETURN ALL CAP EUROPE	0	700.000	700.000
**D	MIROVA EUROPE SUSTAINABLE ECONOMY FUND	0	42.253	42.253
**D	DMS STIRLING HOUSE BALANCED	0	51.600	51.600
**D	DMS STIRLING HOUSE DYNAMIC	0	57.100	57.100
**D	DMS STIRLING HOUSE GROWTH FUND	0	158.000	158.000
**D	DMS STIRLING HOUSE MONTHLY INCOME FUND	0	3.600	3.600
**D	DMS VERBATIM PORTFOLIO 5 INCOME FUND	0	55.000	55.000
**D	EDMOND DE ROTHSCHILD FUND INCOME EUROPE	0	519.240	519.240
**D	EDMOND DE ROTHSCHILD FUND EQUITY EURO CORE	0	1.010.500	1.010.500
**D	EDMOND DE ROTHSCHILD FUND II - INCOME 2024	0	83.410	83.410
**D	CNP ASSURANCES	0	473.000	473.000
**D	CNP ASSURANCES	0	146.000	146.000
**D	CNP ASSURANCES	0	43.776	43.776
**D	CNP ASSURANCES	0	264.784	264.784
**D	CNP ASSURANCES	0	10.750.000	10.750.000
**D	CNP ASSURANCES	0	33.563	33.563
**D	LA BANQUE POSTALE PREVOYANCE	0	181.000	181.000
**D	GGVIE PREFON RETRAITE A	0	632.260	632.260
**D	CRAMA LOIRE BRETAGNE ACTIONS	0	59.733	59.733
**D	REGARD ACTIONS DEVELOPEMENT DURABLE	0	285.000	285.000
**D	REGARD ACTIONS CROISSANCE	0	210.000	210.000
**D	CAVEC LA FRANCAISE DES PLACEMENTS DIVERSIFIE	0	115.068	115.068
**D	CARPIMKO ACTIONS LO	0	250.000	250.000
**D	VILLIERS DIAPASON	0	155.058	155.058
**D	EGEPARGNE 2	0	60.513	60.513
**D	SAFRAN DYNAMIQUE	0	53.266	53.266
**D	SAFRAN MIXTE SOLIDAIRE	0	10.951	10.951
**D	NATEXIS PERFORMANCE 09	0	149.951	149.951
**D	FCP CARPIMKO EUROPE	0	471.992	471.992
**D	IBM FRANCE	0	104.000	104.000
**D	FCP HAMELIN DIVERSIFIE FLEX II	0	8.636	8.636
**D	IBM FRANCE F	0	92.857	92.857

1266

Assemblea Ordinaria del 14 maggio 2020

LISTA ESITO DELLE VOTAZIONI

Oggetto: Relazione sulla politica di remunerazione e sui compensi corrisposti - Prima sezione: relazione sulla politica di remunerazione (deliberazione vincolante).
CONTRARI

Badge	Regione Sociale	Proprio	Delega	Totale
**D	DUGUAY ACTIONS EUROPE	0	135.122	135.122
**D	ERISAY ACTIONS EUROPE NZ	0	320.772	320.772
**D	ORANO DIVERSIFIE EQUILIBRE	0	37.820	37.820
**D	GROUPE CEA CROISSANCE (CEA2)	0	28.181	28.181
**D	HAMELIN ACTIONS EUROPE	0	123.051	123.051
**D	UFF CAP DIVERSIFIE	0	324.000	324.000
**D	AA NATIXIS MINIMUM VARIANCE	0	1.284.494	1.284.494
**D	FCP RL PREVYOYANCE	0	273.930	273.930
**D	RSRC ACTIONS	0	1.025.616	1.025.616
**D	FCP CARBP DIVERSIFIE	0	492.802	492.802
**D	PERP PROGRESSIF	0	250.997	250.997
**D	ECUREUIL PROFIL 90	0	3.040.091	3.040.091
**D	UNIVERS CNP 1	0	163.810	163.810
**D	A.A. - BNP PAM -ISR	0	1.102.809	1.102.809
**D	BOURBON 7	0	82.230	82.230
**D	CONCORDE 96	0	226.813	226.813
**D	CNP MONTPARNASSE ACTIONS	0	308.586	308.586
**D	OACET	0	221.439	221.439
**D	AA LA FRANCAISE ISR	0	577.780	577.780
**D	CNP ACP ACTIONS LT	0	285.148	285.148
**D	FC CARPIMKO	0	695.120	695.120
**D	AAE MG	0	270.528	270.528
**D	OCIRP ACTIONS P	0	400.000	400.000
**D	EDMOND DE ROTHSCHILD ASSET MANAGEMENT	0	489.540	489.540
**D	TESLA POCHE ACTIONS	0	76.244	76.244
**D	FONDATION EUROPE	0	139.091	139.091
**D	AB CFAO	0	18.350	18.350
**D	ADVIT ACT EU	0	225.275	225.275
**D	UECM ALSACE	0	22.000	22.000
**D	ARRCO LONG TERME F	0	313.140	313.140
**D	UMR SELECT EUROPE R1	0	334.000	334.000
**D	ARRCO LONG TERME B NATIXIS INVEST MANAGERS INTERNAT	0	405.327	405.327
**D	HSBC GLOBAL ASSET MANAGEMENT	0	525.351	525.351
**D	CONYL PLACEMENTS	0	84.132	84.132
**D	MGEN ACTION	0	173.640	173.640
**D	TOTAL DIVERSIFIE EQUILIBRE & SOLIDAIRE	0	52.895	52.895
**D	MONGELAS	0	123.468	123.468
**D	NEUFELIZE VIE OPPORTUNITES	0	287.323	287.323
**D	EUROCORPORATE FG DIVERSIFIE	0	13.323	13.323
**D	LBPAM STRATEGIE PEA 1	0	63.575	63.575
**D	LBPAM ACTIONS EUROPE	0	265.098	265.098
**D	TONI ACTIONS 100	0	369.396	369.396
**D	VIVACCIO ACTIONS	0	2.446.984	2.446.984

LISTA ESITO DELLE VOTAZIONI

Oggetto: Relazione sulla politica di remunerazione e sui compensi corrisposti - Prima sezione: relazione sulla politica di remunerazione (deliberazione vincolante).
CONTRARI

Badge	Ragione Sociale	Proprio	Delega	Totale
**D	LEPAM ACTIONS MONDE	0	548.346	548.346
**D	LEPAM ACTIONS INDICE EURO	0	1.196.587	1.196.587
**D	LEPAM ACTIONS 80	0	306.346	306.346
**D	LEPAM ACTIONS EUROPE MONDE	0	204.061	204.061
**D	LEPAM ACTIONS EUROPE 50	0	192.864	192.864
**D	LEPAM STRATEGIE PEA 2	0	77.622	77.622
**D	LEPAM ACTIONS OPTI INDICE EURO	0	43.225	43.225
**D	CNP TOCQUEVILLE VALUE EUROPE ISR	0	1.054.753	1.054.753
**D	ARIA	0	19.665	19.665
**D	A.A. - GROUPAMA - ISR	0	1.157.175	1.157.175
**D	FCP GROUPAMA PHARMA DIVERSIFIE	0	145.000	145.000
**D	CAVEC GROUPAMA DIVERSIFIE	0	373.450	373.450
**D	CONTI GESTION	0	133.879	133.879
**D	FAGUS	0	1.101.635	1.101.635
**D	PORT ROYAL EQUILIBRE	0	244.739	244.739
**D	ALLOCATION INVEST INDIANAPOLIS	0	332.724	332.724
**D	GROUPAMA NORD EST ACTIONS	0	90.567	90.567
**D	GROUPAMA CR ACTIONS EURO	0	37.346	37.346
**D	GROUPAMA CR GENOVA 1	0	293.403	293.403
**D	MICHELET TUNNEL	0	149.703	149.703
**D	GAN FRANCESELECT	0	92.704	92.704
**D	GAN EUROSTRATEGIE	0	117.662	117.662
**D	AGRICA TACTIQUE G	0	240.247	240.247
**D	FCP GROUPAMA GRAND EST GROUPAMA	0	36.504	36.504
**D	GROUPAMA PARIS VAL DE LOIRE ACTIONS EURO	0	100.269	100.269
**D	WALLON	0	250.274	250.274
**D	ASTORG CROISSANCE	0	586.534	586.534
**D	CHOIX SOLIDAIRE	0	23.340	23.340
**D	OFI ASSET MANAGEMENT	0	57.160	57.160
**D	GROUPAMA EPARGNE RESPONSABLE EQUILIBRE 1	0	355.657	355.657
**D	GROUPAMA EPARGNE RESPONSABLE DYNAMIQUE 1	0	249.818	249.818
**D	GROUPAMA EPARGNE RESPONSABLE PERSPECTIVE EQUILIBRE	0	440.987	440.987
**D	GROUPAMA EPARGNE RESPONSABLE PERSPECTIVE DYNAMIQUE	0	497.549	497.549
**D	REGARD ACTIONS EURO	0	500.000	500.000
**D	ECUREUIL PROFIL 75	0	1.062.168	1.062.168
**D	ING RENDEMENT EUROPE	0	100.000	100.000
**D	ECUREUIL INVESTISSEMENTS	0	5.809.075	5.809.075
**D	EGAMO ALLOCATION FLEXIBLE	0	83.007	83.007
**D	CNP ASSUR VALUE ET MOMENTUM	0	80.089	80.089
**D	OSTRUM ACTIONS EUROPE RENDEMENT	0	459.276	459.276
**D	OSTRUM ACTIONS EURO	0	1.780.068	1.780.068
**D	LIVRET BOURSE INVESTISSEMENTS	0	976.426	976.426
**D	SEYOND ACTIONS EUROPEENNES	0	422.659	422.659

LISTA ESITO DELLE VOTAZIONI

Oggetto: Relazione sulla politica di remunerazione e sui compensi corrisposti - Prima sezione: relazione sulla politica di remunerazione (deliberazione vincolante).
CONTRARI

Badge	Regione Sociale	Proprio	Delega	Totale
**D	HSBC ACTIONS MONDE	0	79.473	79.473
**D	FEDERAL OPTIMAL (PART P)	0	1.366.000	1.366.000
**D	OSTRUM ACTIONS EUROPEENNES	0	619.654	619.654
**D	OSTRUM ACTIONS EUROPE VALUE	0	117.029	117.029
**D	HSBC SUSTAINABLE GLOBAL EQUITY	0	542.833	542.833
**D	HSBC ACTIONS EUROPE	0	1.129.404	1.129.404
**D	HSBC EURO ACTIONS	0	351.498	351.498
**D	HSBC MULTI-ASSET DYNAMIC EURO	0	429.820	429.820
**D	SEYOND EQUITY FACTOR INVESTING EURO	0	27.358	27.358
**D	BBM V-FLEX	0	151.099	151.099
**D	GREAT EUROPEAN MODELS	0	831.000	831.000
**D	RENDEMENT DIVERSIFIE M	0	40.265	40.265
**D	PALATINE OR BLEU	0	304.600	304.600
**D	INDOSUEZ EUROPE PATRIMOINE	0	1.350.000	1.350.000
**D	INDOSUEZ EUROPE RENDEMENT	0	536.000	536.000
**D	UNIGESTION	0	95.000	95.000
**D	INDOSUEZ ALLOCATION PEA	0	542.850	542.850
**D	DORVAL CONVICTIONS	0	661.240	661.240
**D	DORVAL CONVICTIONS PEA	0	211.820	211.820
**D	INDOSUEZ BIENS REELS	0	104.600	104.600
**D	NATIXIS LCR ACTIONS EURO	0	166.408	166.408
**D	FEDERAL ETHI-PATRIMOINE	0	20.835	20.835
**D	FEDERAL ALLOCATION	0	66.395	66.395
**D	HARMONIE EQUILIBRE	0	137.879	137.879
**D	RICHETIEU CITYZEN	0	70.000	70.000
**D	S.YTIC	0	30.000	30.000
**D	METROPOLE EURO SRI	0	344.548	344.548
**D	METROPOLE SELECTION	0	1.638.829	1.638.829
**D	DORVAL GLOBAL CONVICTIONS PATR	0	11.780	11.780
**D	CNF ASSUR EUROPE NEUFILZE OBC	0	499.729	499.729
**D	LEPAM ACTIONS EURO FOCUS EMERGENT	0	343.411	343.411
**D	LA BANQUE POSTALE ASSET MANAGEMENT	0	8.485	8.485
**D	GROUPAMA FRANCE STOCK	0	131.035	131.035
**D	EURO CAPITAL DURABLE	0	1.733.397	1.733.397
**D	GROUPAMA AVENIR ALL CAP EURO	0	266.000	266.000
**D	GROUPAMA EUROPE STOCK	0	16.800	16.800
**D	GROUPAMA EUROPE EQUITIES	0	109.840	109.840
**D	GROUPAMA ASSET MANAGEMENT	0	321.886	321.886
**D	G FUND - WORLD VISION R	0	365.183	365.183
**D	TA-ITA AZIONI	0	55.138	55.138
**D	EPARGNE ETHIQUE ACTIONS	0	40.538	40.538
**D	ECOFI ACTIONS RENDEMENT	0	58.000	58.000
**D	ECOFI INVESTISSEMENT EURO	0	60.516	60.516

LISTA ESITO DELLE VOTAZIONE

Oggetto: Relazione sulla politica di remunerazione e sui compensi corrisposti - Prima sezione: relazione sulla politica di remunerazione (deliberazione vincolante).
CONTRARI

Badge	Ragione Sociale	Proprio	Delega	Totale
**D	ECOFI ACTIONS SCR	0	53.871	53.871
**D	POLLUX	0	32.000	32.000
**D	EDMOND DE ROTHSCCHILD EURO SUSTAINABLE GROWTH	0	1.483.690	1.483.690
**D	EDMOND DE ROTHSCCHILD EQUITY EUROPE SOLVE	0	656.924	656.924
**D	EDMOND DE ROTHSCCHILD ASSET MANAGEMENT (EDRAM)	0	68.620	68.620
**D	EPOQUE	0	421.309	421.309
**D	CNP ASSUR EDRAM ACTIONS EUROPE	0	1.157.900	1.157.900
**D	EUROPA	0	900.000	900.000
**D	UNION INVESTMENT LUXEMBOURG SA	0	6.243.654	6.243.654
**D	LANSDOWNE ICNAV-LANSDOWNE CLEAN ENERGY FUND	0	359.877	359.877
**D	LANSDOWNE CLEAN ENERGY FUND L.P.C/O CORPORATION SERVICE COMPANY	0	300.657	300.657
**D	VICTORIAN SUPERANNUATION FUND	0	238.745	238.745
**D	MLC INVESTMENTS, MLC LIMITED	0	1.314.556	1.314.556
**D	PLATFORM SECURITIES NOMINERS LIMITED	0	3.519.295	3.519.295
**D	ALLIANZ SUISSE LEBENSVERSICHERUNGS-GESELLSCHAFT AG	0	1.203.930	1.203.930
**D	AUSTRALIAN MEAT INDUSTRY SUPERANNUATION TRUST	0	306.909	306.909
**D	KL EUROSTOXX50 DE	0	141.138	141.138
**D	UBS FUND MANAGEMENT (LUXEMBOURG) SA	0	23.126	23.126
**D	UBS FUND MANAGEMENT (LUXEMBOURG) SA	0	31.700	31.700
**D	UBS FUND MANAGEMENT (LUXEMBOURG) SA	0	25.988	25.988
**D	UBS FUND MANAGEMENT (LUXEMBOURG) SA	0	37.310	37.310
**D	UBS FUND MANAGEMENT (LUXEMBOURG) SA	0	38.279	38.279
**D	UBS FUND MANAGEMENT (LUXEMBOURG) SA	0	25.330	25.330
**D	UBS (LUX) KEY SELECTION SICAV	0	182.498	182.498
**D	UBS FUND MANAGEMENT (LUXEMBOURG) SA	0	1.378.526	1.378.526
**D	UBS FUND MANAGEMENT (LUXEMBOURG) SA	0	17.410	17.410
**D	UBS FUND MANAGEMENT (LUXEMBOURG) SA	0	54.000	54.000
**D	UBS (LUX) SICAV 1	0	39.473	39.473
**D	UBS (LUX) EQUITY SICAV	0	2.061.451	2.061.451
**D	UBS FUND MANAGEMENT (LUXEMBOURG) SA	0	129.977	129.977
**D	UBS FUND MANAGEMENT (LUXEMBOURG) SA	0	99.006	99.006
**D	UBS FUND MANAGEMENT (LUXEMBOURG) SA	0	148.304	148.304
**D	UBS FUND MANAGEMENT (LUXEMBOURG) SA	0	118.237	118.237
**D	UBS (LUX) STRATEGY SICAV-SYSTEMATIC - ALLOCATION PF DEFENSIVE (USD)	0	302.968	302.968
**D	UBS (LUX) STRATEGY SICAV-SYSTEMATIC - ALLOCATION PF MEDIUM (USD)	0	100.842	100.842
**D	UBS (LUX) STRATEGY SICAV SAP DYNAMIC (USD)	0	64.417	64.417
**D	UBS (LUX) KEY SELECTION SICAV - SYSTEMATIC ALLOCAT PTF EQUITY (USD)	0	41.996	41.996
**D	STRATEGY SICAV	0	87.652	87.652
**D	UBS FUND MANAGEMENT (LUXEMBOURG) SA	0	2.221.354	2.221.354
**D	UBS FUND MANAGEMENT (LUXEMBOURG) SA	0	32.000	32.000
**D	UBS FUND MANAGEMENT (LUXEMBOURG) SA	0	53.675	53.675
**D	UBS FUND MANAGEMENT (LUXEMBOURG) SA	0	326.758	326.758
**D	UBS FUND MANAGEMENT (LUXEMBOURG) SA	0	2.206.464	2.206.464
**D	UBS FUND MANAGEMENT (SWITZERLAND) AG.	0		

LISTA ESITO DELLE VOTAZIONE

Oggetto: Relazione sulla politica di remunerazione e sui compensi corrisposti - Prima sezione: relazione sulla politica di remunerazione (deliberazione vincolante).
CONTRARI

Badge	Ragione Sociale	Proprio	Delega	Totale
**D	UBS FUND MANAGEMENT (SWITZERLAND) AG.	0	385.079	385.079
**D	UBS FUND MANAGEMENT (SWITZERLAND) AG.	0	158.970	158.970
**D	UBS FUND MGT (CH) AG CHO467/UBSCHIEF-EQ GLOB	0	27.206	27.206
**D	UBS ASSET MANAGEMENT (U.K.) LTD FUND MANAGEMENT SWITZERLAND	0	53.041	53.041
**D	UBS FUND MANAGEMENT (SWITZERLAND) AG.	0	3.893.149	3.893.149
**D	UBS FUND MANAGEMENT	0	268.426	268.426
**D	PENSIONSKASSE POST	0	971.901	971.901
**D	ENGADINE EQUITY MASTER FUND	0	1.045.407	1.045.407
**D	VITTORIA FUND - EP.L.P. C/O THE CORPORATION TRUST COMPANY	0	285.527	285.527
**D	LANDOWNE ENERGY DYNAMICS MASTER LP	0	2.142.108	2.142.108
**D	ALPHANATICS MASTER FUND LTD CO PICTET ASSET MANAGEMENT SA.	0	513.975	513.975
**D	BOSTON PARTNERS GLOBAL INVESTORS, INC.	0	17.079	17.079
**D	GMO MASTER PORTFOLIOS (ONSHR) LP GMO TAX MGD BCHMK FRE FD CO GRANTHAM MAYO VAN OTTERLOO AND CO LLC	0	39.458	39.458
	39.458			
**D	COLONIAL FIRST STATE INVY LTD RE COMMONWEALTH SPLST FUND 10 C/O ACADIAN ASSET MANAGEMENT LLC	0	30.601	30.601
**D	ASSET MANAGEMENT EXCHANGE CCF	0	763.420	763.420
**D	BROOKFIELD GLOBAL INFRASTRUCTURE SECURITIES INCOME FUND	0	192.800	192.800
**D	STICHTING DELA DEPOSITARY AND MANAGEMENT OUDE STADSGRACHT	0	497.504	497.504
**D	DIGNITY HEALTH RETIREMENT PLAN TRUST	0	481.019	481.019
**D	DIGNITY HEALTH	0	286.076	286.076
**D	FRESNO COUNTY EMPLOYERS' RETIREMENT ASSOCIATION	0	201.170	201.170
**D	FIREMEN'S ANNUITY AND BENEFIT FUND OF CHICAGO	0	35.724	35.724
**D	BANNER HEALTH	0	238.400	238.400
**D	USAA MASTER TRUST (PENSION AND RSP)	0	23.065	23.065
**D	CITY OF FRESNO RETIREMENT SYSTEMS	0	246.825	246.825
**D	LOS ANGELES CITY EMPLOYEES RETIREMENT SYSTEM	0	3.816.303	3.816.303
**D	STATE OF UTAH SCHOOL AND INSTITUTIONAL TRUST FUNDS TRUST FUNDS	0	143.200	143.200
**D	IEM DIVERSIFIED GLOBAL EQUITY FUND	0	246.797	246.797
**D	NATIONAL WESTMINSTER BANK PLC AS TRUSTEE OF KES STRATEGIC INVESTMENT FUND	0	44.256	44.256
**D	BT PENSION SCHEME LLOYDS CRAMBERS	0	6.896.739	6.896.739
**D	STICHTING HEINEKEN PENSIONFONDS	0	521.955	521.955
**D	STICHTING PENSIONFONDS VAN DE METALEKTRO (PME)	0	4.456.047	4.456.047
**D	DELAWARE PUBLIC EMPLOYEES RETIREMENT SYSTEM	0	446.386	446.386
**D	THE BOARD OF THE PENSION PROTECTION FUND RENAISSANCE	0	205.402	205.402
**D	STICHTING PENSIONFONDS APF	0	51.902	51.902
**D	FUTURE FUND BOARD OF GUARDIANS FOR AND ON BEHALF OF FUTURE FUND	0	583.868	583.868
**D	FUTURE FUND BOARD OF GUARDIANS FOR AND ON BEHALF OF THE MEDICAL RESEARCH FUTURE FUND	0	238.541	238.541
**D	MRFF INVESTMENT COMPANY NO. 2 PTY LTD	0	626.886	626.886
**D	HP INVEST COMMON CONTRACTUAL FUND	0	292.012	292.012
**D	COLONIAL FIRST STATE WHOLESALE INDEXED GLOBAL SHARE FUND	0	288.870	288.870
**D	COMMONWEALTH GLOBAL SHARE FUND 17	0	424.217	424.217
**D	COLONIAL FIRST STATE INVESTMENT FUND 50	0	359.960	359.960
**D	COLONIAL FIRST STATE WHOLESALE ACADIAN GLOBAL EQUITY FUND	0	62.958	62.958

1251

LISTA ESITO DELLE VOTAZIONI

Oggetto: Relazione sulla politica di remunerazione e sui compensi corrisposti - Prima sezione: relazione sulla politica di remunerazione (deliberazione vincolante).
CONTRARI

Badge	Ragione Sociale	Proprio	Delega	Totale
**D	COMMONWEALTH GLOBAL SHARE FUND 30	0	161.753	161.753
**D	MUNICIPAL EMPLOYEES' ANNUITY AND BENEFIT FUND OF CHICAGO	0	206.816	206.816
**D	UNITED NATIONS RELIEF AND WORKS AGENCY FOR PALESTINE REFUGEES IN THE NEAR EAST UNRWA HEADQUARTERS BAYADER, WADI AL-SEER A 42.874	42.874	0	0
**D	US RETIREMENT TRUST	0	35.158	35.158
**D	VIRGINIA C. MARS REVOCABLE TRUST DATED AUGUST 6, 1991	0	3.648	3.648
**D	WHEELS COMMON INVESTMENT FUND	0	70.663	70.663
**D	SAMFORD UNIVERSITY PENSION PLAN TRUST	0	8.901	8.901
**D	FRANMOR NOMINEES LIMITED ACTING IN ITS CAPACITY AS NOMINEE FOR DAVID H AROLD PRINDLE BRADBURY	0	31.807	31.807
**D	FRANMOR NOMINEES LIMITED ACTING IN ITS CAPACITY AS NOMINEE FOR GEORGE SWITHIN RODDIS BRADBURY	0	31.804	31.804
**D	GENERAL PENSION AND SOCIAL SECURITY AUTHORITY GPSSA	0	753.586	753.586
**D	GOG PARTNERS GLOBAL EQUITY FUND - GOG PARTNERS SERIES LLC CAPITAL SERVICES INC	0	3.512.160	3.512.160
**D	GOG PARTNERS INTERNATIONAL EQUITY FUND-GOG PARTNERS SERIES LLC CAPITAL SERVICES INC.	0	4.110.674	4.110.674
**D	GOG PARTNERS RESTRICTED GLOBAL EQUITY FUND - GOG PARTNERS SERIES LLC CAPITAL SERVICES INC	0	12.156	12.156
**D	HSEC - NORTH AMERICA (U.S.) PENSION TRUST	0	246.273	246.273
**D	OLIN PENSION PLANS MASTER RETIREMENT TRUST	0	25.708	25.708
**D	NEW CHURCH INVESTMENT FUND	0	14.837	14.837
**D	CHURCH OF ENGLAND INVESTMENT FUND FOR PENSIONS	0	195.050	195.050
**D	INDUSTRIAL ALLIANCE INSURANCE AND FINANCIAL SERVICES INC.	0	455.000	455.000
**D	INTER AMERICAN DEVELOPMENT BANK STAFF RETIREMENT FUND	0	510.873	510.873
**D	JIK INVESTMENTS L.P	0	44.487	44.487
**D	DAUGHTERS OF CHARITY OF ST. VINCENT DE PAUL PROVINCE OF THE WEST	0	199.069	199.069
**D	MOBIUS LIFE LIMITED	0	28.540	28.540
**D	SARASIN GLOBAL HIGHER DIVIDEND	0	2.545.690	2.545.690
**D	SARASIN GLOBAL EQUITY REAL RETURN	0	477.000	477.000
**D	THE JUNIPER FUND	0	679.760	679.760
**D	SARASIN THEMATIC GLOBAL EQUITY	0	835.211	835.211
**D	THE MAZENER FUND	0	345.804	345.804
**D	DIVERSIFICATION FUND ICVC	0	20.195	20.195
**D	SARASIN GLOBAL DIVIDEND	0	664.621	664.621
**D	THEODORE SPENCER REVOCABLE TRUST	0	4.507	4.507
**D	MURIEL MCBRIEN KAUFFMAN FOUNDATION	0	45.450	45.450
**D	CULTURAL INSTITUTIONS PENSION PLAN TRUST CULTURAL INSTITUTIONS RETIREMENT SYSTEM	0	15.287	15.287
**D	DOMINION RESOURCES INC. MASTER TRUST	0	176.043	176.043
**D	FUNDO DE PENSEOES ALAMEDA DE CARLOS D' ASSUMPCAO	0	83.364	83.364
**D	JOSHUA GREEN CORPORATION 1425	0	26.994	26.994
**D	HONG KONG SAR GOVERNMENT EXCHANGE FUND	0	1.412.989	1.412.989
**D	PUBLIC PENSION AGENCY	0	2.091.768	2.091.768
**D	INTER AMERICAN DEVELOPMENT BANK	0	222.288	222.288
**D	RDM LIQUID LLC	0	146.024	146.024
**D	SENTINEL INTERNATIONAL FUND	0	94.010	94.010
**D	SIM GLOBAL BALANCED TRUST.	0	2.395	2.395
**D	MALACHITE 35 TRUST	0	18.699	18.699

LISTA ESITO DELLE VOTAZIONI

Oggetto: Relazione sulla politica di remunerazione e sui compensi corrisposti - Prima sezione: relazione sulla politica di remunerazione (deliberazione vincolante).
CONTRARI

Badge	Ragione Sociale	Proprio	Delega	Totale
**D	MS FUND LP	0	50.743	50.743
**D	GLOBAL BOND FUND WAYCROSSE INC	0	476.466	476.466
**D	SILVER GROWTH FUND, LP	0	16.237	16.237
**D	JULIA IRENE KAUFFMAN REVOCABLE TRUST	0	13.507	13.507
**D	92A HOLDINGS, LLC	0	120.154	120.154
**D	NELKE PARTNERSHIP C/O NORTHERN TRUST COMPANY MANAGER	0	12.132	12.132
**D	OHANA HOLDINGS LLC	0	647.300	647.300
**D	ORIZABA, LP	0	23.138	23.138
**D	LEHMAN-STAMM FAMILY PARTNERS LLC LEHMAN-STAMM FAMILY PARTNERS LLC	0	2.670	2.670
**D	KENT COUNTY COUNCIL SUPERANNUATION FUND	0	1.247.343	1.247.343
**D	LEGAL AND GENERAL MSCI EAFE FUND LLC	0	792.159	792.159
**D	LABORERS' AND RETIREMENT BOARD EMPLOYEES' ANNUITY AND BENEFIT FUND OF CHICAGO	0	5.983	5.983
**D	HASLAM FAMILY INVESTMENT PARTNERSHI	0	3.696	3.696
**D	INTERNATIONAL EXPATRIATE BENEFIT MASTER TRUST	0	37.661	37.661
**D	NATIONAL RAILROAD RETIREMENT INVESTMENT TRUST	0	676.761	676.761
**D	CARNELIAN INVESTMENT MANAGEMENT LLC	0	187.992	187.992
**D	CARROLL AVENUE PARTNERS LLC	0	3.325	3.325
**D	CHCP GLOBAL SECURITIES LP	0	1.334	1.334
**D	NATIONAL WESTMINSTER BANK PLC AS TRUSTEE OF SARASIN ENDOWMENTS FUND	0	3.292.677	3.292.677
**D	EVA VALLEY MAI LLC	0	62.781	62.781
**D	SHY LLC	0	41.283	41.283
**D	AJO GLOBAL MARKET-NEUTRAL FUND LTD	0	2.280	2.280
**D	NATIONAL WESTMINSTER BANK PLC AS TRUSTEE OF SARASIN INCOME AND RESERVES FUND	0	76.406	76.406
**D	FOURTH AVENUE INVESTMENT COMPANY	0	44.768	44.768
**D	DELEFINCO, LP	0	47.720	47.720
**D	AVALON PORTFOLIO II, LLC	0	2.447	2.447
**D	CENTERSQUARE INVESTMENT MANAGEMENT LLC	0	3.660	3.660
**D	SUSTAINABLE INSIGHT GLOBAL ESG PASSIVE PLUS FUND LLC	0	3.576	3.576
**D	ASCENSION ALPHA FUND, LLC	0	1.078.633	1.078.633
**D	LEGAL AND GENERAL DEVELOPED MULTI-FACTOR SL FUND LLC	0	173.998	173.998
**D	NATIONAL WESTMINSTER BANK PLC AS TRUSTEE OF SARASIN CLIMATE ACTIVE EN DOMMENTS FUND	0	553.888	553.888
**D	UNITED NATIONS JOINT STAFF PENSION FUND	0	6.400.000	6.400.000
**D	INTERNATIONAL MONETARY FUND STAFF RETIREMENT PLAN	0	10.994	10.994
**D	NATIONAL WESTMINSTER BANK AS TRUSTEE OF EDEN INVESTMENT FUND	0	68.637	68.637
**D	NATWEST TRUSTEE AND DEPOSITARY SERVICES LIMITED AS TRUSTEE OF TM MASONIC CHARITABLE FOUNDATION INVESTMENT FUND	0	0	102.089
**D	NATIONAL COUNCIL FOR SOCIAL SEC FUND	0	1.087.614	1.087.614
**D	DOUBLE DIGIT CAGR LLC	0	31.768	31.768
**D	PUBLIC SECTOR PENSION INVESTMENT BOARD	0	4.435.508	4.435.508
**D	MICHELIN NORTH AMERICA (CANADA) INC. MASTER TRUST	0	3.262	3.262
**D	HSBC U.S. EQUITY FUND	0	60.897	60.897
**D	POLICEMEN'S ANNUITY AND BENEFIT FUND OF CHICAGO	0	98.740	98.740
**D	NEW ZEALAND SUPERANNUATION FUND	0	99.120	99.120

1253

EM

LISTA ESITO DELLE VOTAZIONE

Oggetto: Relazione sulla politica di remunerazione e sui compensi corrisposti - Prima sezione: relazione sulla politica di remunerazione (deliberazione vincolante).
CONTRARI

Badge	Ragione Sociale	Proprio	Delega	Totale
**D	MERCER PASSIVE INTERNATIONAL SHARES FUND	0	279.536	279.536
**D	MERCER GLOBAL ENHANCED LOW VOLATILITY SHARES FUND	0	61.776	61.776
**D	QUEENSLAND INVESTMENT TRUST NO 2	0	82.771	82.771
**D	COMMONWEALTH GLOBAL SHARE FUND 28	0	59.229	59.229
**D	LAGAM GLOBAL EQUITY TRUST	0	139.863	139.863
**D	QIC INTERNATIONAL EQUITIES FUND	0	115.235	115.235
**D	SAMFORD UNIVERSITY	0	9.556	9.556
**D	TYCO ELECTRONICS CORPORATION RETIREMENT SAVINGS AND INVESTMENT PLAN	0	47.510	47.510
**D	STP NUCLEAR OPERATING COMPANY RETIREMENT TRUST	0	2.893	2.893
**D	NATWEST TRUSTEE AND DEPOSITARY SERVICES LIMITED AS TRUSTEE OF THE MAID EN FUND	0	343.224	343.224
**D	OWENS CORNING DEFINED BENEFIT MASTER TRUST	0	19.624	19.624
**D	NEW IRELAND ASSURANCE COMPANY PLC	0	5.022.269	5.022.269
**D	MICHIGAN CATHOLIC CONFERENCE	0	11.995	11.995
**D	ASCENSION HEALTHCARE MASTER PENSION TRUST	0	547.012	547.012
**D	MICHIGAN CATHOLIC CONFERENCE MASTER PENSION TRUST	0	36.984	36.984
**D	LOCKHEED MARTIN CORPORATION MASTER RETIREMENT TRUST	0	561.459	561.459
**D	OAKLAND POLICE AND FIRE RETIREMENT SYSTEM	0	34.290	34.290
**D	HEWITT ASSOCIATES LLC 401K PLAN TRUST	0	46.775	46.775
**D	OLD WESTBURY MULTI-ASSET OPPORTUNITIES FUND	0	78.277	78.277
**D	FORD MOTOR COMPANY DEFINED BENEFIT MASTER TRUST	0	97.818	97.818
**D	FLORIDA COLLEGE SAVINGS PROGRAM	0	4.103	4.103
**D	FRANCISCAN ALLIANCE, INC.	0	198.666	198.666
**D	COMBUSTION ENGINEERING 524(G) ASBESTOS PI TRUST PI TRUST	0	23.232	23.232
**D	CENTURYLINK, INC. DEFINED CONTRIBUTION PLAN MASTER TRUST	0	412.557	412.557
**D	CATERPILLAR INVESTMENT TRUST	0	267.175	267.175
**D	CATERPILLAR INC MASTER RETIREMENT TRUST	0	506.468	506.468
**D	BRISTOL-MYERS SQUIBB COMPANY MASTER RETIREMENT TRUST	0	25.183	25.183
**D	AON SAVINGS PLAN TRUST	0	125.031	125.031
**D	AON PENSION PLAN TRUST AON CORPORATION	0	40.525	40.525
**D	CALIFORNIA PHYSICIANS SERVICE D/B/A BLUE SHIELD OF CALIFORNIA	0	27.513	27.513
**D	AMERICAN HONDA MASTER RETIREMENT TRUST	0	546.330	546.330
**D	CITY OF MILWAUKEE EMPLOYEES RETIREMENT SYSTEM	0	177.096	177.096
**D	FLORIDA PREPAID COLLEGE PROGRAM	0	267.754	267.754
**D	CENTURYLINK, INC. DEFINED BENEFIT MASTER TRUST	0	339.346	339.346
**D	GUIDESTONE FUNDS INTERNATIONAL EQUITY INDEX FUND	0	395.596	395.596
**D	STICHTING INSTITUUT GAK	0	58.474	58.474
**D	CSA INSURANCE EXCHANGE	0	35.533	35.533
**D	EMPLOYEES RETIREMENT FUND OF THE CITY OF DALLAS	0	166.868	166.868
**D	INVESTMENT MASTER TRUST OF EXELIS INC.	0	350.638	350.638
**D	ILLINOIS MUNICIPAL RETIREMENT FUND	0	2.146.885	2.146.885
**D	MERCY INVESTMENT SERVICES, INC.	0	128.853	128.853
**D	MARSH AND MCLENNAN MASTER RETIREMENT TRUST	0	37.099	37.099
**D	AMPERSAND INVESTMENTS LIMITED	0	67.779	67.779

1254

81

LISTA ESITO DELLE VOTAZIONE

Oggetto: Relazione sulla politica di remunerazione e sui compensi corrisposti - Prima sezione: relazione sulla politica di remunerazione (deliberazione vincolante).
CONTRARI

Badge	Ragione Sociale	Proprio	Delega	Totale
**D	GOG PARTNERS GLOBAL EQUITY FUND	0	407.185	407.185
**D	PREMIER GLOBAL INFRASTRUCTURE INCOME FUND	0	140.000	140.000
**D	UFCH UNION AND PARTICIPATING FOOD INDUSTRY EMPLOYERS TRI-STATE PENSION TRUST FUND	0	28.090	28.090
**D	MASTER TRUST AGREEMENT UNDER VARIOUS EMPLOYEE BENEFIT PLANS UNILEVER UNITED STATES INC. AND ITS SUBSIDIARIES AND AFFILIA	30.648	0	0
**D	PROVIDENCE ST. JOSEPH HEALTH LONG TERM PORTFOLIO	0	258.900	258.900
**D	SALT RIVER PIMA-MARICOPA INDIAN COMMUNITY	0	55.533	55.533
**D	HSBC GLOBAL EQUITY FUND	0	193.921	193.921
**D	FORD MOTOR COMPANY OF CANADA, LIMITED PENSION TRUST	0	44.477	44.477
**D	HSBC INTERNATIONAL EQUITY POOLED FUND	0	375.132	375.132
**D	NAV CANADA PENSION PLAN	0	61.298	61.298
**D	NAV CANADA PENSION PLAN	0	379.654	379.654
**D	OPSEU PENSION PLAN TRUST FUND	0	51.970	51.970
**D	LEGAL AND GENERAL EUROPEAN INDEX TRUST	0	4.498.754	4.498.754
**D	LEGAL AND GENERAL INTERNATIONAL INDEX TRUST	0	527.816	527.816
**D	LEGAL AND GENERAL GLOBAL EQUITY INDEX FUND	0	32.260	32.260
**D	LEGAL AND GENERAL FUTURE WORLD EQUITY FACTORS INDEX FUND	0	79.436	79.436
**D	LEGAL AND GENERAL FUTURE WORLD ESG DEVELOPED INDEX FUND	0	6.925	6.925
**D	RELIANCE TRUST INSTITUTIONAL RETIREMENT TRUST SERIES ELEVEN	0	3.773.237	3.773.237
**D	RELIANCE TRUST INSTITUTIONAL RETIREMENT TRUST SERIES TEN	0	2.712.052	2.712.052
**D	ROCKEFELLER CAPITAL MANAGEMENT UCIT S ICAY	0	195.158	195.158
**D	STATE STREET GLOBAL ADVISORS GROSS ROLL UP UNIT TRUST	0	182.869	182.869
**D	SARASIN GLOBAL DIVIDEND (STERLING HEGED)	0	521.272	521.272
**D	SARASIN GLOBAL HIGHER DIVIDEND (STERLING HEGED)	0	610.297	610.297
**D	SARASIN GLOBALSAR - BALANCED (EUR)	0	311.300	311.300
**D	SARASIN GLOBALSAR - STRATEGIC FUND A SUB FUND OF SARASIN FUNDS ICVC	0	366.150	366.150
**D	SARASIN GLOBALSAR OPTIMA (EUR)	0	50.830	50.830
**D	SARASIN IE DIVERSIFIED ENDOWMENTS FUND	0	155.907	155.907
**D	SARASIN IE GLOBAL EQUITY OPPORTUNITIES (GBP)	0	664.378	664.378
**D	LEGAL AND GENERAL AUTHORISED CONTRACTUAL SCHEME	0	115.514	115.514
**D	LEGAL AND GENERAL ICAY	0	207.698	207.698
**D	KBI INSTITUTIONAL FUND ICAY	0	747.040	747.040
**D	BRITISH COLUMBIA INVESTMENT MANAGEMENT CORPORATION	0	3.099.865	3.099.865
**D	STATE TEACHERS RETIREMENT SYSTEM OF OHIO	0	10.791.414	10.791.414
**D	SARASIN IE GLOBAL EQUITY OPPORTUNITIES (USD)	0	326.730	326.730
**D	BANCO NACIONAL DE PANAMA, ACTING AS TRUSTEE OF THE FIDEICOMISO DE FONDO DE AHORRO DE PANAMA	0	35.335	35.335
**D	SARASIN IE GLOBALSAR - DYNAMIC (GBP)	0	1.015.000	1.015.000
**D	LGPS CENTRAL AUTHORISED CONTRACTUAL SCHEME	0	1.580.754	1.580.754
**D	UBS COMMON CONTRACTUAL FUND	0	2.648	2.648
**D	TAMESIDE METROPOLITAN BOROUGH COUNCIL AS THE ADMINISTERING AUTHORITY OF THE GREATER MANCHESTER PENSION FUND	0	0	0
**D	WEST YORKSHIRE PENSION FUND	0	1.750.000	1.750.000
**D	CLEARWATER INTERNATIONAL FUND	0	84.847	84.847

84

1255

LISTA ESITO DELLE VOTAZIONI

Oggetto: Relazione sulla politica di remunerazione e sui compensi corrisposti - Prima sezione: relazione sulla politica di remunerazione (deliberazione vincolante).
CONTRARI

Badge	Ragione Sociale	Proprio	Delega	Totale
**D	MERSEYSIDE PENSION FUND	0	1.575.819	1.575.819
**D	UNIVEST	0	736.999	736.999
**D	STICHTING BEDRIJFSKAPENSIOENFONDS VOOR HET SCHOONMAAK EN GLAZENWASSER SBEDRIJF	0	322.368	322.368
**D	STICHTING BEDRIJFSKAPENSIOENFONDS VOOR HET BEROEFSVERVOER OVER DE WEG	0	601.023	601.023
**D	STICHTING BEDRIJFSKAPENSIOENFONDS VOOR DE DETAILHANDEL	0	3.473.960	3.473.960
**D	BROOKFIELD GL. LISTED INER.UCITS FD	0	919.400	919.400
**D	BROOKFIELD RL ASSETS SECUR UCITS FD	0	33.600	33.600
**D	LGT SLG II EQ EMV (USD) - POOL AC	0	61.039	61.039
**D	SARASIN IE GLOBALSAR - DYNAMIC (USD)	0	348.100	348.100
**D	SARASIN IE GLOBALSAR - INCOME (GBP)	0	155.000	155.000
**D	SARASIN IE GLOBALSAR - STRATEGIC (EUR)	0	103.400	103.400
**D	SARASIN IE GLOBALSAR - STRATEGIC (GBP)	0	123.039	123.039
**D	VONTOBEL ASSET MANAGEMENT S.A	0	437.328	437.328
**D	SARASIN IE GLOBALSAR - STRATEGIC (USD)	0	93.400	93.400
**D	EGPB - QCF - GLOBAL EQUITY POOL B	0	32.610	32.610
**D	VONTOBEL FUND (CH) - VESCORE GLOBALEQUITY MULTIFACTOR OLIVIER SCHALBETTER VONTOBEL FONDS SERVICES AG	0	990	990
**D	VARIOPARTNER (CH) -3- ALPHA MEGATRENDS	0	35.923	35.923
**D	CMLA GLOBAL LOW VOLATILITY EQUITY FUND	0	77.852	77.852
**D	KB BROOKFIELD GLOBAL SUSTAINABLE NERGY INFRA SECURITIES MASTER FUND (USD) (EQUITY	0	12.100	12.100
**D	LEGAL AND GENERAL ASSURANCE PENSIONS MANAGEMENT LIMITED	0	32.622.880	32.622.880
**D	IRISH LIFE ASSURANCE.	0	8.877	8.877
**D	IRISH LIFE ASSURANCE.	0	2.531.955	2.531.955
**D	IRISH LIFE ASSURANCE.	0	33.638	33.638
**D	IRISH LIFE ASSURANCE.	0	154.101	154.101
**D	IRISH LIFE ASSURANCE.	0	1.838.704	1.838.704
**D	GQG GLOBAL UCITS ICAY	0	1.332.336	1.332.336
**D	STICHTING MN SERVICES	0	5.537.958	5.537.958
**D	STICHTING PENSIOENFONDS METAAL EN TECHNIEK MN SERVICES	0	1.500.682	1.500.682
**D	STICHTING MN SERVICES AANDELENFONDS EUROPA	0	794.509	794.509
**D	LEGAL AND GENERAL INVESTMENT MANAGEMENT	0	65.170	65.170
**D	LEGAL AND GENERAL ASSURANCE SOCIETY LIMITED	0	84.285	84.285
**D	AEON CUSTODY B.V	0	103.093	103.093
**D	AEON CUSTODY B.V	0	929.464	929.464
**D	THE NOMURA TRUST AND BANKING CO LTD	0	469.367	469.367
**D	THE NOMURA TRUST AND BANKING CO LTD	0	18.148	18.148
**D	BERESFORD FUNDS PLC	0	34.852	34.852
**D	SARASIN THEMATIC GLOBAL EQUITY (STERLING HEDGED)	0	448.365	448.365
**D	PRINCIPAL TRUST COMPANY (ASIA LIMITED)	0	312.505	312.505
**D	STICHTING PGM DEPOSITARY	0	15.668.010	15.668.010
**D	MACQUARIE INVESTMENT MANAGEMENT LIMITED	0	768.075	768.075
**D	INTERNATIONAL EQUITIES FUND	0	97.409	97.409
**D	PRINCIPAL MFF EUROPEAN EQUITY FUND	0	332.712	332.712

EY

LISTA ESITO DELLE VOTAZIONE

Oggetto: Relazione sulla politica di remunerazione e sui compensi corrisposti - Prima sezione: relazione sulla politica di remunerazione (deliberazione vincolante).
CONTRARI

Badge	Ragione Sociale	Proprio	Delega	Totale
**D	NATIONAL COUNCIL FOR SOCIAL SECURITY FUND.	0	121.476	121.476
**D	REGON CUSTODY B.V.	0	423.000	423.000
**D	LEGG MASON INC	0	2.200	2.200
**D	BRICKLAYERS + TROWEL TRADES INTERNATIONAL PENSION FUND	0	94.900	94.900
**D	UNITED FOOD + COMMERCIAL WORKERS FOR EMPLOYEES	0	95.200	95.200
**D	JANUS HENDERSON CAPITAL FUNDS PLC	0	272.048	272.048
**D	CBOSC ATF CW BK GRP SUP WGS08	0	43.922	43.922
**D	STANDARD LIFE WEALTH ACER FUND CITIBANK INTERNATIONAL PLC	0	66.313	66.313
**D	JOHN HANCOCK VARIABLE INSURANCE TRUST INTERNATIONAL VALUE TRUST	0	272.870	272.870
**D	JOHN HANCOCK VARIABLE INSURANCE TRUST INTERNATIONAL EQUITY INDEX TRUST	0	290.158	290.158
**D	JOHN HANCOCK FUNDS II INTERNATIONAL VALUE FUND	0	228.671	228.671
**D	VICTORY TRIVALENT INTERNATIONAL FUND - CORE EQUITY	0	124.414	124.414
**D	LEGAL AND GENERAL COLLECTIVE INVESTMENT TRUST	0	1.878.421	1.878.421
**D	VICTORY CAPITAL INTERNATIONAL COLLECTIVE INVESTMENT TRUST	0	48.766	48.766
**D	LATVIJAS BANKA	0	99.499	99.499
**D	VICTORY RS GLOBAL FUND	0	141.881	141.881
**D	VICTORY RS INTERNATIONAL FUND	0	919.647	919.647
**D	VICTORY RS INTERNATIONAL VIP SERIES	0	410.187	410.187
**D	JOHN HANCOCK FUNDS II INTERNATIONAL STRATEGIC EQUITY ALLOCATION FUND	0	509.359	509.359
**D	MACQUARIE MULTI-FACTOR FUND	0	127.774	127.774
**D	VICTORYSHARES DEVELOPED ENHANCED VOLATILITY WTD INDEX ETF	0	10.091	10.091
**D	VICTORYSHARES INTERNATIONAL VOLATILITY WTD INDEX ETF	0	29.818	29.818
**D	THE HARBORWALK PRIVATE TRUST - THEINTERNATIONAL EQUITY FUND	0	59.140	59.140
**D	STICHTING ALGEMEEN PENSIOENFONDS	0	331.326	331.326
**D	SUN LIFE GLOBAL INVESTMENTS (CANADA) INC C/O ISS	0	208.338	208.338
**D	USAA CAPITAL GROWTH FUND	0	534.507	534.507
**D	USAA INTERNATIONAL FUND	0	5.362.442	5.362.442
**D	USAA WORLD GROWTH FUND	0	1.377.587	1.377.587
**D	VICTORYSHARES USAA MSCI INTERNATIONAL VALUE MOMENTUM ETF	0	253.730	253.730
**D	PRINCIPAL FINANCIAL SERVICES INC. - LISTED INFRASTRUCTURE	0	59.516	59.516
**D	UBS (LUX) EQUITY SICAV - GLOBAL OPPORTUNITY (USD)	0	307.828	307.828
**D	VERDIPAPIRFONDET DNB GLOBAL IV	0	8.146.143	8.146.143
**D	VERDIPAPIRFONDET DNB MILJOINVEST	0	1.821.981	1.821.981
**D	VERDIPAPIRFONDET DNB GLOBAL INDEKS	0	415.503	415.503
**D	VERDIPAPIRFONDET DNB EUROPA	0	111.266	111.266
**D	USAA MUTUAL FUNDS TRUST	0	88.860	88.860
**D	UBS FUND MGT (CH) AG VARKEU / CH0066	0	441.333	441.333
**D	TIMOTHY PLAN INTERNATIONAL ETF	0	17.577	17.577
**D	UNITED ACCUMULATIVE PENSION FUND JOINT STOCK COMPANY	0	39.088	39.088
**D	POINT72 ASSOCIATES LLC - FSEU C/O THE CORPORATION TRUST COMPANY	0	1.745.703	1.745.703
**D	JANUS HENDERSON INTECH EQUITY MARKET NEUTRAL FUND LIMITED	0	977.684	977.684
**D	PANAGORA ASSET MANAGEMENT INC.	0	3.646	3.646
**D	HANJSJOERG WISS REVOCABLE TRUST OAD	0	29.381	29.381

LISTA ESITO DELLE VOTAZIONI

Oggetto: Relazione sulla politica di remunerazione e sui compensi corrisposti - Prima sezione: relazione sulla politica di remunerazione (deliberazione vincolante).
CONTRARI

Badge	Ragione Sociale	Proprio	Delega	Totale
**D	NOVA SCOTIA HEALTH EMPLOYEES PENSION PLAN	0	59.641	59.641
**D	MANULIFE SOBEYS GLOBAL EQUITY FUND	0	245.000	245.000
**D	MANULIFE GLOBAL INFRASTRUCTURE FUND	0	529.200	529.200
**D	RBC QUANT EAFE EQUITY LEADERS ETF	0	8.916	8.916
**D	RBC QUANT EUROPEAN DIVIDEND LEADERS ETF	0	18.434	18.434
**D	RBC QUBE LOW VOLATILITY GLOBAL EQUITY FUND	0	2.345.814	2.345.814
**D	RBC O SHAUGHNESSY GLOBAL EQUITY FUND	0	53.901	53.901
**D	RBC O SHAUGHNESSY INTERNATIONAL EQUITY FUND	0	118.919	118.919
**D	IA CLARINGTON GLOBAL VALUE FUND 1080 SUCC TERMINUS	0	100.000	100.000
**D	CC AND I ALTERNATIVE GLOBAL EQUITY FUND	0	2.325	2.325
**D	RBC QUBE STABLE DIVIDEND GLOBAL	0	32.886	32.886
**D	MANULIFE GLOBAL INFRASTRUCTURE CLASS	0	118.000	118.000
**D	IAC INTERNATIONAL EQUITY FD	0	10.000	10.000
**D	PAVILION INTERNATIONAL FOCUSED EQUITY POOL	0	55.552	55.552
**D	THE REPRESENTATIVE CHURCH BODY	0	170.587	170.587
**D	FU715 FONDS INDUSTRIELLE ALLIANCE	0	27.000	27.000
**D	BROOKFIELD PUBLIC SECURITIES GROUP LLC C/O ISS	0	189.200	189.200
**D	BROOKFIELD GLOBAL LISTED INFRASTRUCTURE CANADIAN POOLED FUND	0	739.400	739.400
**D	SHORT BROTHERS CIF TRUSTEE LIMITED	0	204.400	204.400
**D	BOMBARDIER TRUST (CANADA) REAL RETURN ASSETS FUND BOMBARDIER INC	0	304.500	304.500
**D	THE BOMBARDIER TRUST (UK)	0	117.000	117.000
**D	TOWERS WATSON COMMON CONTRACTUAL FUND	0	9.300.151	9.300.151
**D	THE ENDEAVOUR II FUND	0	21.993	21.993
**D	TRIASIMA ALL COUNTRY WORLD EQUITY FUND	0	14.800	14.800
**D	RBC DEXIA TORONTO POOLED CLIENTS A/C	0	8.035	8.035
**D	BENTON INVESTMENT FUND	0	62.553	62.553
**D	RBC QUANT GIB INFRA LD ETF	0	8.822	8.822
**D	ALDER INVESTMENT FUND	0	101.640	101.640
**D	AEGON CUSTODY B.V.	0	821.202	821.202
**D	AEGON CUSTODY B.V.	0	325.439	325.439
**D	AEGON CUSTODY B.V.	0	1.046.424	1.046.424
**D	AEGON CUSTODY B.V.	0	24.658	24.658
**D	THE UNITED CHURCH OF CANADA PENSION PLAN	0	109.800	109.800
**D	RBCISB PHITRUST ACTIVE INVITORS EU	0	19.422	19.422
**D	THE ARROWSTREET COMMON CONTRACTUAL FUND	0	2.858.653	2.858.653
**D	TEACHERS' RETIREMENT SYSTEM OF THE STATE OF ILLINOIS	0	1.761.514	1.761.514
**D	KAISER PERMANENTE GROUP TRUST	0	2.338.627	2.338.627
**D	KAISER FOUNDATION HOSPITALS	0	776.154	776.154
**D	FIDELITY RUTLAND SQUARETRUST II: STRATEGIC ADVISERS INT	0	1.947.000	1.947.000
**D	DUPONT PENSION TRUST	0	188.643	188.643
**D	JOHN HANCOCK VAR INS TRUST STRATEGIC EQUITY ALLOCATION	0	1.692.079	1.692.079
**D	JOHN HANCOCK FUNDS II STRATEGIC EQUITY ALLOCATION FUND	0	825.422	825.422
**D	JOHN HANCOCK DISCIPLINED VALUE INTERNATIONAL FUND	0	1.717.853	1.717.853

1258

LISTA ESITO DELLE VOTAZIONI

Objetto: Relazione sulla politica di remunerazione e sui compensi corrisposti - Prima sezione: relazione sulla politica di remunerazione (deliberazione vincolante).
CONTRARI

Badge	Regione Sociale	Proprio	Delega	Totale
**D	PENSION BENEFIT GUARANTY CORPORATION	0	892.732	892.732
**D	BMO DISCIPLINED INTERNATIONAL EQUITY FUND	0	163.840	163.840
**D	GOLDMAN SACHS TRST II-GOLDMAN SACHS MULTI-MNGR GLOBAL	0	7.015	7.015
**D	GOLDMAN SACHS TRUST II - GOLDMAN SACHS MULTI-MANAGER ALT F	0	61.558	61.558
**D	GOLDMAN SACHS TRUST- GOLDMAN SACHS GLOBAL	0	21.218	21.218
**D	GOLDMAN SACHS TRUST II GOLDMAN SACHS GQG PART INTL OPP FD	0	15.002.364	15.002.364
**D	INVESCO V.I. GLOBAL CORE EQUITY FUND	0	180.932	180.932
**D	THE MASTER TRUST BK OF JP LTD: HITACHI FOREIGN EQ INDEX MF	0	211.090	211.090
**D	SPDR MSCI WORLD QUALITY MIX FUND	0	1.302	1.302
**D	GNAM GROUP PENSION TRUST III	0	885.056	885.056
**D	GNAM GROUP PENSION TRUST II	0	423.939	423.939
**D	IBM RETIREMENT PLAN	0	41.010	41.010
**D	INVESCO INTERNATIONAL CORE EQUITY FUND	0	276.893	276.893
**D	ARIZONA STATE RETIREMENT SYSTEM	0	561.480	561.480
**D	GLOBAL LOW VOLATILITY EQUITY FUND, LLC	0	26.780	26.780
**D	AMERICAN CENTURY WORLD MUTUAL FUNDS, INC. INTL VALUE F	0	46.864	46.864
**D	AMERICAN CENTURY WORLD MUTUAL FUNDS INC - NT INT VALUE	0	810.873	810.873
**D	AMERICAN CENTURY RETIREMENT DATE TRUST	0	422.589	422.589
**D	JP TR SERV BK LTD ATF MATB MSCI KOKUSAI INDEX MOTHER F	0	43.110	43.110
**D	AXA IM SMART MATCHING SOLUTIONS PUBLIC LIMITED	0	28.883	28.883
**D	ANIMA FUNDS PLC	0	2.103.991	2.103.991
**D	THE MASTER TRUST BK OF JP LTD ATF INVESCO OVERSEAS EQ OPEN M	0	9.641	9.641
**D	ARCHITAS MULTI-MANAGER GLOBAL FUNDS UNIT TRUST	0	31.278	31.278
**D	AXA INVESTMENT MANAGERS DEUTSCHLAND GMBH	0	29.237	29.237
**D	AXA ROSENBERG EQUITY ALPHA TRUST	0	263.847	263.847
**D	STATE OF ALASKA RETIREMENT AND BENEFITS PLANS	0	412.675	412.675
**D	THE WALT DISNEY COMPANY RETIREMENT PLAN MASTER TRUST	0	150.259	150.259
**D	BMO MSCI EAFE INDEX ETF	0	1.712.494	1.712.494
**D	UBS (US) GROUP TRUST	0	483.024	483.024
**D	UAW RETIREE MEDICAL BENEFITS TRUST	0	1.298.727	1.298.727
**D	DESJARDINS GLOBAL BALANCED STRATEGIC INCOME FUND	0	26.079	26.079
**D	NEI INTERNATIONAL EQUITY FUND	0	230.400	230.400
**D	NEI GLOBAL EQUITY POOL	0	125.244	125.244
**D	CALVERT IMPACT FUND, INC. - CALVERT GLOBAL ENERGY SOLUTIONS FD	0	100.291	100.291
**D	CALVERT VP EAFE INTERNATIONAL INDEX PORTFOLIO	0	67.387	67.387
**D	CALVERT RESP INX SRS, INC.-CURVT DVD MKRTS EX-U.S. RSP INX FD	0	126.667	126.667
**D	CAISSE DE DEPOT ET PLACEMENT DU QUEBEC	0	4.965.293	4.965.293
**D	THE REGENTS OF THE UNIVERSITY OF CALIFORNIA	0	3.838.993	3.838.993
**D	MERCER FFTC NON-US EQUITY INVESTMENT PORTFOLIO LLC	0	6.963	6.963
**D	EATON VANCE TAX-MANAGED GLOBAL BUY-WRITE OPPORTUNITIES	0	226.448	226.448
**D	PARAMETRIC INTERNATIONAL EQUITY FUND	0	242.788	242.788
**D	EATON VANCE RICHARD BERNSTEIN ALL ASSET STRATEGY FUND	0	127.008	127.008
**D	FUNDO DE SEGURANCA SOC GOV. DA REGIAO ADM. ESPECIAL DE	0	251.012	251.012

125P

A

LISTA ESITO DELLE VOTAZIONE

Oggetto: Relazione sulla politica di remunerazione e sui compensi corrisposti - Prima sezione: relazione sulla politica di remunerazione (deliberazione vincolante).
CONTRARI

Badge	Ragione Sociale	Proprio	Delega	Totale
**D	FRANKLIN LIBERTYSHARES ICAV	0	23.907	23.907
**D	TAX - MANAGED INTERNATIONAL EQUITY PORTFOLIO	0	29.175	29.175
**D	HARBOR OVERSEAS FUND	0	28.931	28.931
**D	MERCER GE INTERNATIONAL EQUITY FUND	0	281.105	281.105
**D	GMO FUNDS PLC GMO GLOBAL EQUITY ALLOCATION	0	64.358	64.358
**D	GMO FUNDS PLC GMO GLOBAL REAL RETURN (UCITS) FUND	0	1.372.112	1.372.112
**D	CATHAY LIFE INSURANCE CO LTD	0	24.775	24.775
**D	MARQDLS INSTITUTIONAL GLOBAL EQUITY PORTFOLIO	0	46.688	46.688
**D	HARTFORD MULTIFACTOR INTERNATIONAL FUND	0	1.036	1.036
**D	TRANSAMERICA INTERNATIONAL STOCK	0	293.112	293.112
**D	TRANSAMERICA INTERNATIONAL EQUITY INDEX VP	0	29.530	29.530
**D	BMO GLOBAL LOW VOLATILITY EQUITY FUND	0	44.077	44.077
**D	TRANSAMERICA GLOBAL EQUITY	0	215.031	215.031
**D	BMO ALTERNATIVE STRATEGIES FUND	0	19.334	19.334
**D	HOUSTON MUNICIPAL EMPLOYEES PENSION SYSTEM	0	9.192	9.192
**D	TANGERINE BALANCED INCOME PORTFOLIO	0	20.259	20.259
**D	TANGERINE BALANCED PORTFOLIO	0	132.741	132.741
**D	TANGERINE BALANCED GROWTH PORTFOLIO	0	127.058	127.058
**D	TANGERINE EQUITY GROWTH PORTFOLIO	0	143.880	143.880
**D	MERCER GLOBAL LOW VOLATILITY EQUITY FUND	0	29.169	29.169
**D	GMO INVESTMENTS ICAV/ GMO CLIMATE CHANGE INVESTMENT	0	386.423	386.423
**D	GMO CLIMATE CHANGE FUND	0	298.591	298.591
**D	GMO INTERNATIONAL EQUITY FUND	0	10.187.813	10.187.813
**D	GMO TAX-MANAGED INTERNATIONAL EQUITIES FUND	0	151.670	151.670
**D	JNL/BOSTON PARTNERS GLOBAL LONG SHORT EQUITY FUND	0	32.081	32.081
**D	JNL/MELLON CAPITAL EUROPEAN 30 FUND	0	309.642	309.642
**D	JNL/MELLON CAPITAL MSCI WORLD INDEX FUND	0	62.964	62.964
**D	SUNAMERICA SERIES TRUST - SA FIDELITY INST AM INT GROWTH	0	517.500	517.500
**D	STATE STREET GLOBAL ALL CAP EQUITY EX-US INDEX PORTFOLIO	0	739.565	739.565
**D	STATE STREET INTERNATIONAL DEVELOPED EQUITY	0	2.046.180	2.046.180
**D	NEBRASKA PUBLIC EMPLOYEES RETIREMENT SYSTEMS	0	962.612	962.612
**D	INVESCO GLOBAL CORE EQUITY FUND	0	1.827.025	1.827.025
**D	LOS ANGELES COUNTY EMPLOYEES RETIREMENT ASSOCIATION	0	3.430.675	3.430.675
**D	SPDR PORTFOLIO MSCI GLOBAL STOCK MARKET ETF	0	30.509	30.509
**D	SPDR MSCI EAFE STRATEGICFACTORS ETF	0	111.842	111.842
**D	SPDR MSCI WORLD STRATEGICFACTORS ETF	0	2.134	2.134
**D	HARTFORD MULTIFACTOR DEVELOPED MARKETS	0	798.886	798.886
**D	HARTFORD MULTIFACTOR LOW VOLATILITY	0	4.044	4.044
**D	MARYLAND STATE RETIREMENT & PENSION SYSTEM	0	946.985	946.985
**D	MDPIM INTERNATIONAL EQUITY INDEX POOL	0	371.148	371.148
**D	MDPIM INTERNATIONAL EQUITY FUND	0	734.000	734.000
**D	MD EQUITY FUND	0	69.800	69.800
**D	MD INTERNATIONAL VALUE FUND	0	65.800	65.800

1260

LISTA ESITO DELLE VOTAZIONI

Oggetto: Relazione sulla politica di remunerazione e sui compensi corrisposti - Prima sezione: relazione sulla politica di remunerazione (deliberazione vincolante).
CONTRARI

Badge	Ragione Sociale	Proprio	Delega	Totale
**D	MERCER INTERNATIONAL EQUITY FOND	0	79.073	79.073
**D	MGI FUNDS PLC	0	1.741.099	1.741.099
**D	MERCER QIF CCF	0	4.132.198	4.132.198
**D	MERCER GLOBAL EQUITY FUND	0	617.921	617.921
**D	MERCER UCITS COMMON CONTRACTUAL FUND	0	2.700.458	2.700.458
**D	NORTROP GRUMMAN CORPORATION VEBB MASTER TRUST I	0	26.125	26.125
**D	STATE OF NEW JERSEY COMMON PENSION FUND D	0	4.205.775	4.205.775
**D	NEW SHIPS, INC. PENSION MASTER TRUST	0	814.350	814.350
**D	COSMOPOLITAN INVESTMENT FUND	0	60.284	60.284
**D	SACRAMENTO COUNTY EMPLOYEES RETIREMENT SYSTEM	0	1.692.847	1.692.847
**D	PIMCO FUNDS GLOBAL INVESTORS SERIES PLC	0	372.002	372.002
**D	PRINCIPAL EX-TRADED FUNDS-PRINC INT MUL-FACT CORE INDEX ETF	0	12.222	12.222
**D	PRINCIPAL LIFE INSURANCE COMPANY	0	3.265.549	3.265.549
**D	PACIFIC SELECT FUND -PD INTERNATIONAL LARGE-CAP PORTFOLIO	0	209.397	209.397
**D	PACIFIC SELECT FUND-INTERNATIONAL EQUITY INCOME PORTFOLIO	0	271.909	271.909
**D	STICHRING PENSIOENFONDS WERK- EN (RE)INTEGRATIE	0	1.396.666	1.396.666
**D	BMO INVESTMENTS (IRELAND) PLC	0	127.864	127.864
**D	THE UNIVERSITY OF HONG KONG	0	50.535	50.535
**D	PANAGORA DYNAMIC GLOBAL EQUITY (EX TOBACCO) FUND	0	10.599	10.599
**D	THRIVENT MODERATE ALLOCATION PORTFOLIO	0	100.247	100.247
**D	THRIVENT MODERATELY AGGRESSIVE ALLOCATION PORTFOLIO	0	28.739	28.739
**D	THRIVENT MODERATELY AGGRESSIVE ALLOCATION PORTFOLIO	0	11.083	11.083
**D	THRIVENT AGGRESSIVE ALLOCATION PORTFOLIO	0	18.115	18.115
**D	THRIVENT MODERATE ALLOCATION FUND	0	35.260	35.260
**D	THRIVENT MODERATELY AGGRESSIVE ALLOCATION FUND	0	10.006	10.006
**D	THRIVENT AGGRESSIVE ALLOCATION FUND	0	437.031	437.031
**D	THRIVENT PARTNER WORLDWIDE ALLOCATION FUND	0	801.406	801.406
**D	THRIVENT PARTNER WORLDWIDE ALLOCATION PORTFOLIO	0	45.084	45.084
**D	THRIVENT BALANCED INCOME PLUS FUND	0	53.964	53.964
**D	THRIVENT BALANCED INCOME PLUS PORTFOLIO	0	653.459	653.459
**D	THRIVENT GLOBAL STOCK FUND	0	12.583	12.583
**D	THRIVENT LOW VOLATILITY EQUITY FUND	0	381.764	381.764
**D	THRIVENT GLOBAL STOCK PORTFOLIO	0	19.480	19.480
**D	THRIVENT LOW VOLATILITY EQUITY PORTFOLIO	0	897.258	897.258
**D	THRIVENT CORE INTERNATIONAL EQUITY FUND	0	71.785	71.785
**D	THRIVENT DIVERSIFIED INCOME PLUS FUND	0	55.182	55.182
**D	THRIVENT DIVERSIFIED INCOME PLUS PORTFOLIO	0	13.576	13.576
**D	THRIVENT INTERNATIONAL INDEX PORTFOLIO	0	327.158	327.158
**D	GOV OF HM THE SULTAN AND YANG DI-PUTUAN OF BRUNEL DARUSSALAM	0	75.070	75.070
**D	HOME AFFAIRS INFORMED SERVICES (INVEST FUND)	0	65.003	65.003
**D	GOVERNMENT OF THE REPUBLIC OF SINGAPORE	0	674.481	674.481
**D	SCOTIA PRIVATE INTERNATIONAL EQUITY POOL	0	61.013	61.013
**D	DESJARDINS DEVEL EX-USA EX-CANADA MULTIF - CONTROLLED VOL ETF	0	846.268	846.268
**D	STATE STREET IRELAND UNIT TRUST	0		

LISTA ESITO DELLE VOTAZIONE

Oggetto: Relazione sulla politica di remunerazione e sui compensi corrisposti - Prima sezione: relazione sulla politica di remunerazione (deliberazione vincolante).
CONTRARI

Badge	Ragione Sociale	Proprio	Delega	Totale
**D	SSGA SPDR ETFs EUROPE I PUBLIC LIMITED COMPANY	0	824.879	824.879
**D	SSGA SPDR ETFs EUROPE II PUBLIC LIMITED COMPANY	0	3.513.425	3.513.425
**D	SUNSUPER SUPERANNUATION FUND	0	492.201	492.201
**D	DELTA SHARES S+P INTERNATIONAL MANAGED RISK ETF	0	18.663	18.663
**D	TEACHER RETIREMENT SYSTEM OF TEXAS	0	10.847.822	10.847.822
**D	AXA INV MAN SCHWEIZ AG OBO AXA (CH) STRAT FD - GLOBAL EQ CHF	0	16.927	16.927
**D	AXA SWISS INSTITUTIONAL FUND - EQUITIES GLOBAL EX	0	19.299	19.299
**D	METZLER ASSET MANAGEMENT GMBH FOR MI-FONDS 415	0	595.120	595.120
**D	UNITED GLOBAL DIVIDEND EQUITY FUND	0	794	794
**D	HONG KONG HOUSING SOCIETY	0	88.197	88.197
**D	UNITED INCOME FOCUS TRUST	0	49.518	49.518
**D	UBS (IRL) ETF PLC	0	273.996	273.996
**D	HEB SAVINGS & RETIREMENT PLAN TRUST	0	12.019	12.019
**D	WISDOMTREE ISSUER PUBLIC LIMITED COMPANY	0	127.642	127.642
**D	WSIE INVESTMENTS (PUBLIC EQUITIES) POOLED FUND TRUST	0	1.717.559	1.717.559
**D	DIVERSIFIED MARKETS (2010) POOLED FUND TRUST	0	15.025	15.025
**D	WASHINGTON STATE INVESTMENT BOARD	0	5.468.447	5.468.447
**D	WISDOMTREE DYNAMIC CURRENCY HEDGED INTRNL EQUITY FUND	0	165.300	165.300
**D	WISDOMTREE INTERNATIONAL HIGH DIVIDEND FUND	0	350.983	350.983
**D	WISDOMTREE INTERNATIONAL EQUITY FUND	0	542.893	542.893
**D	WISDOMTREE GLOBAL HIGH DIVIDEND FUND	0	36.316	36.316
**D	WISDOMTREE INTERNATIONAL DIVIDEND EX-	0	232.392	232.392
**D	WISDOMTREE INTERNATIONAL LARGE CAP DIVIDEND	0	477.602	477.602
**D	NEW YORK STATE TEACHERS RETIREMENT SYSTEM	0	5.266.045	5.266.045
**D	BMO GLOBAL GROWTH + INCOME FUND	0	523.956	523.956
**D	BMO INTERNATIONAL EQUITY FUND	0	563.220	563.220
**D	PRUDENTIAL BANK AND TRUST FSB	0	249.809	249.809
**D	VAILSBURG FUND LLC	0	48.476	48.476
**D	MANULIFE ASSET MANAGEMENT INTERNATIONAL EQUITY	0	323.619	323.619
**D	SS BK AND TRUST COMPANY INV FUNDS FOR TAX EXEMPT	0	35.577.363	35.577.363
**D	SSGA ACWI INTEGR ALPHA SELECT NON-LENDING OP COMMON	0	30.931	30.931
**D	SSGA FTSE RAFI DEVELOPED 1000 INDEX NON-LENDING COMMON	0	70.678	70.678
**D	SS FTSE DEV COMPREHENSIVE FACTOR IND NON-	0	37.993	37.993
**D	STATE STREET SP GLO INFRA INDEX NON-LENDING COMMON	0	1.569.393	1.569.393
**D	STATE STREET RAFI DEVELOP EX-US INDEX NON-LENDING COMMON	0	18.859	18.859
**D	STATE STREET ALL-WORLD TOTL MKT CORE FTIS NON-LENDING COM TR F	0	27.144	27.144
**D	SSGA ALL COUNTRY W EX-US INTEGR ALPHA SEL NON-LENDING COMMON TR F	0	130.632	130.632
**D	SSGA MSCI EUROPE SCREENED INDEX NON-LENDING COMMON	0	805.242	805.242
**D	MSCI EAFE PROV SCREENED INDEX NON - LENDING COMMON TR	0	151.534	151.534
**D	STATE STREET TOTAL RETURN V.I.S. FUND	0	23.292	23.292
**D	STATE STREET GLOBAL ADVISORS LUXEMBOURG SICAV	0	4.245.289	4.245.289
**D	UBS ETF	0	1.255.327	1.255.327
**D	UBS ETF	0	3.418.228	3.418.228

1262

LISTA ESITO DELLE VOTAZIONE

Oggetto: Relazione sulla politica di remunerazione e sui compensi corrisposti - Prima sezione: relazione sulla politica di remunerazione (deliberazione vincolante).
CONTRARI

Badge	Ragione Sociale	Proprio	Delega	Totale
**D	UBS ETF	0	474.793	474.793
**D	UBS ETF	0	244.072	244.072
**D	UBS ETF	0	239.435	239.435
**D	UBS ETF	0	6.713	6.713
**D	UBS ETF	0	162.097	162.097
**D	UBS ETF	0	102.504	102.504
**D	UBS ETF	0	45.407	45.407
**D	UBS ETF	0	347.039	347.039
**D	UBS ETF	0	336.846	336.846
**D	UBS ETF	0	184.871	184.871
**D	STATE STREET INTERNATIONAL STOCK SELECTION FUND	0	1.507.975	1.507.975
**D	IBM 401K PLUS PLAN	0	289.699	289.699
**D	MERCY HEALTH	0	153.552	153.552
**D	BOSTON RETIREMENT SYSTEM	0	669.953	669.953
**D	VALIC COMPANY I - INTERNATIONAL EQUITIES INDEX FUND	0	105.249	105.249
**D	VALIC COMPANY I - GLOBAL STRATEGY FUND	0	578.188	578.188
**D	BRIGHTHOUSE FUNDS TRUST II - METLIFE MSCI EAFE INDEX PTF	0	5.256.054	5.256.054
**D	STATE OF MINNESOTA	0	2.303.290	2.303.290
**D	ALAMEDA COUNTY EMPLOYEES' RETIREMENT ASSOCIATION	0	4.614.700	4.614.700
**D	TRANSAMERICA INTERNATIONAL GROWTH	0	1.191.688	1.191.688
**D	MERCER NON-US CORE EQUITY FUND	0	435.033	435.033
**D	JOHN HANCOCK LIFE AND HEALTH INSURANCE COMPANY	0	1.899.400	1.899.400
**D	TRANSAMERICA GREYSTONE INTERNATIONAL	0	485.660	485.660
**D	SPDR MSCI ACWI EX-US ETF	0	1.376.623	1.376.623
**D	SPDR S&P GLOBAL INFRASTRUCTURE ETF	0	1.996.960	1.996.960
**D	SPDR PORTFOLIO DEVELOPED WORLD EX-US ETF	0	1.265.604	1.265.604
**D	ORANGE COUNTY EMPLOYEES RETIREMENT SYSTEM	0	120.941	120.941
**D	STATE OF MONTANA BOARD OF INVESTMENTS	0	145.652	145.652
**D	MERCY HEALTH RETIREMENT TRUST	0	18.774	18.774
**D	TRUTH INITIATIVE FOUNDATION	0	140.061	140.061
**D	SPDR STOXX EUROPE 50 ETF	0	4.902.284	4.902.284
**D	SPDR DJ EURO STOXX 50 ETF	0	160.757	160.757
**D	INTERNATIONAL ALPHA SELECT COMMON TRUST FUND	0	7.779.930	7.779.930
**D	COMMON TRUST ITALY FUND	0	100.130	100.130
**D	WORLD INDEX OIUS SECURITIES LENDING COMMON TRUST FUND	0	25.700	25.700
**D	SPDR S+P WORLD EX AUSTRALIA FUND	0	360.681	360.681
**D	FIRST STATE SUPERANNUATION SCHEME	0	84.257	84.257
**D	PINNACLE BNY MELLON GLOBAL INFRASTRUCTURE YIELD	0	200.832	200.832
**D	STATE STREET GLOBAL EQUITY FUND	0	13.647	13.647
**D	STATE STREET LOW CARBON ESG INTERNATIONAL	0	12.000	12.000
**D	AXA IM SUSTAINABLE EQUITY FUND	0	924.886	924.886
**D	RETAIL EMPLOYEES SUPERANNUATION TRUST	0	25.114	25.114
**D	UBS IQ MSCI WORLD EX AUSTRALIA ETHICAL ETF	0	5.221	5.221
**D	UBS IQ MSCI EUROPE ETHICAL ETF	0		

1263

LISTA ESITO DELLE VOTAZIONE

Oggetto: Relazione sulla politica di remunerazione e sui compensi corrisposti - Prima sezione: relazione sulla politica di remunerazione (deliberazione vincolante).
CONTRARI

Badge	Ragione Sociale	Proprio	Delega	Totale
**D	STATE STREET GLOBAL INDEX PLUS TRUST	0	124.414	124.414
**D	STATE STREET INTERNATIONAL EQUITIES INDEX TRUST	0	257.258	257.258
**D	PEOPLE'S BANK OF CHINA	0	5.740.065	5.740.065
**D	THE TRUSTEES OF BE PENSION FUND	0	1.311.144	1.311.144
**D	NEW AIRWAYS PENSION SCHEME	0	2.714.875	2.714.875
**D	THE TRUSTEES OF CONOCOPHILLIPS PENSION PLAN	0	130.547	130.547
**D	FAMILY INVESTMENTS CHILD TRUST FUND	0	229.557	229.557
**D	FAMILY INVESTMENTS GLOBAL ICVC FAMILY BALANCED INT FUND	0	148.141	148.141
**D	NOTTINGHAMSHIRE COUNTY COUNCIL PENSION FUND	0	455.757	455.757
**D	HSBC AS TRUSTEE FOR SSGA EUROPE EX UK EQUITY TRACKER FUND	0	7.272.268	7.272.268
**D	NATWEST TRU+DEP SERV LTD ATO ST. JAMES'S PL BAL MANAGED UN TR	0	5.948.632	5.948.632
**D	THE TRUSTEES OF THE GE UK PENSION COMMON INVESTMENT	0	364.073	364.073
**D	MANAGED PENSION FUNDS LIMITED	0	5.323.114	5.323.114
**D	THE TRUSTEES OF STAGECOACH GROUP PENSION SCHEME	0	220.095	220.095
**D	OLD MUTUAL INVESTMENT GROUP (PTY) LTD	0	11.718	11.718
**D	OLD MUTUAL LIFE ASSURANCE COMPANY (SOUTH AFRICA) LIMITED	0	78.814	78.814
**D	AVIVA LIFE PENSIONS UK LIMITED	0	48.143	48.143
**D	THE TRUSTEES OF GOLDMAN SACHS UK RETIREMENT PLAN	0	18.087	18.087
**D	MAINSTAY INTERNATIONAL OPPORTUNITIES FUND	0	74.796	74.796
**D	GMO BENCHMARK-FREE FUND	0	1.785.038	1.785.038
**D	GMO STRATEGIC OPPORTUNITIES ALLOCATION FUND	0	5.648	5.648
**D	GMO IMPLEMENTATION FUND	0	4.911.176	4.911.176
**D	MEDIOLANUM GESTIONE FONDI SGR - FLESSIBILE FUTURO ITALIA	0	14.000.000	14.000.000
**D	MEDIOLANUM GESTIONE FONDI SGR - FLESSIBILE SVILUPPO ITALIA	0	2.000.000	2.000.000
**D	STICHTING PENSIONFONDS PGB UBS- MSCI EUROPE EQUITY PASSIVE	0	3.825.309	3.825.309
**D	STICHTING PENSIONFONDS PGB UBS- GLOBAL EQUAL WEIGHTED EQUITY	0	190.443	190.443
**D	STG PFDS ACHMEA MANDAAT BLACKROCK	0	408.587	408.587
**D	STICHTING PENSIONFONDS PGB	0	629.159	629.159
**D	ST BEW S.A. BEL.POOLS GLOB.EQ. FACTOR FUND	0	349.494	349.494
**D	STICHTING J.E. ASR ES G INDEXPLUS INST. FONDSSEN INZAKE EUROPA	0	1.115.397	1.115.397
**D	AGF EUROPEAN EQUITY FUND	0	160.416	160.416
**D	AGF GLOBAL REAL ASSETS FUND	0	148.399	148.399
**D	AGF ALL WORLD TAX ADVANTAGE GROUP LIMITED	0	188.154	188.154
**D	AGF ALL WORLD TAX ADVANTAGE-GROUP LIMITED	0	213.111	213.111
**D	AON HEMITT GLOBAL EQUITY FUND	0	280.273	280.273
**D	THE CANADA LIFE ASSURANCE COMPANY	0	169.810	169.810
**D	COLLEGES OF APPLIED ARTS AND TECHNOLOGY PENSION P	0	1	1
**D	COLLEGES OF APPLIED ARTS AND TECHNOLOGY PENSION P	0	220.848	220.848
**D	CANADIAN CHRISTIAN SCHOOL PENSION TRUST FUND	0	8.126	8.126
**D	ONTARIO POWER GENERATION INC	0	909.926	909.926
**D	THE ROYAL INST FOR THE ADVANCEMENT OF LEARNING MCGILL UNIVERSITY	0	52.195	52.195
**D	RENAISSANCE INTERNATIONAL EQUITY PRIVATE POOL	0	5.396	5.396
**D	THE GREAT-WEST LIFE ASSURANCE COMPANY	0	118.400	118.400

1266

LISTA ESITO DELLE VOTAZIONI

Oggetto: Relazione sulla politica di remunerazione e sui compensi corrisposti - Prima sezione: relazione sulla politica di remunerazione (deliberazione vincolante).
CONTRARI

Badge	Ragione Sociale	Proprio	Delega	Totale
**D	ACADIAN CORE INTERNATIONAL EQUITY FUND	0	33.834	33.834
**D	COUNSEL GLOBAL DIVIDEND	0	71.932	71.932
**D	COUNSEL DEFENSIVE GLOBAL EQUITY	0	14.444	14.444
**D	IPC MULTI-FACTOR INTERNATIONAL EQUITY	0	71.655	71.655
**D	IUOE LOCAL 793 MEMBERS PENSION BENEFITTRUST OF ONTARIO	0	269.666	269.666
**D	LONDON LIFE INSURANCE COMPANY	0	1.449.269	1.449.269
**D	LYSANDER-TRIASIMA ALL COUNTRY EQUITY FUND	0	8.190	8.190
**D	GLOBAL INFRASTRUCTURE EQUITY FUND LONDON CAPITAL	0	135.598	135.598
**D	MACKENZIE GLOBAL SUSTAINABILITYAND IMPACT BALANCED FUND	0	36.158	36.158
**D	MCGILL UNIVERSITY PENSION FUND	0	27.395	27.395
**D	BMO CANADA PENSION PLAN	0	22.783	22.783
**D	RENAISSANCE GLOBAL EQUITY PRIVATE POOL	0	4.129	4.129
**D	RENAISSANCE REAL ASSETS PRIVATEPOOL	0	394.400	394.400
**D	TD EMERALD INTERNATIONAL EQUITYINDEX FUND	0	1.751.277	1.751.277
**D	TD INTERNATIONAL GROWTH FUND	0	7.474.978	7.474.978
**D	TD INTERNATIONAL INDEX FUND	0	318.786	318.786
**D	TD EUROPEAN INDEX FUND	0	54.252	54.252
**D	TD INTERNATIONAL STOCK FUND	0	1.162.400	1.162.400
**D	TD INTERNATIONAL EQUITY INDEX ETF	0	24.553	24.553
**D	TD Q GLOBAL MULTIFACTOR ETF	0	4.496	4.496
**D	GREYSTONE GLOBAL EQUITY FUND	0	116.887	116.887
**D	GREYSTONE INTERNATIONAL EQUITY FUND	0	1.513.200	1.513.200
**D	GREYSTONE INTERNATIONAL INCOME AND GROWTH FUND	0	183.900	183.900
**D	GREYSTONE GLOBAL INCOME AND GROWTH FUND	0	263.266	263.266
**D	IMPERIAL INTERNATIONAL EQUITY POOL	0	229.619	229.619
**D	IMPERIAL OVERSEAS EQUITY POOL	0	104.099	104.099
**D	ONTARIO POWER GENERATION INC.	0	15.584	15.584
**D	THE WAWANESA MUTUAL INSURANCE COMPANY	0	1.191.507	1.191.507
**D	WINDWISE MSCI EAFE INDEX NON-LENDING, FUND FOR EXEMPT ORG.	0	3.392	3.392
**D	BMO PRIVATE INTERNATIONAL EQUITY PORTFOLIO	0	387.915	387.915
**D	CIBC INTERNATIONAL INDEX FUND	0	1.954.422	1.954.422
**D	CIBC EUROPEAN INDEX FUND	0	224.830	224.830
**D	CIBC POOLED INTERNATIONAL EQUITY INDEX FUND	0	50.285	50.285
**D	EUROPEAN DIVIDEND GROWTH FUND	0	41.023	41.023
**D	GLOBAL DIVIDEND GROWTH SPLIT CORP.	0	65.985	65.985
**D	BROMETON GLOBAL DIVIDEND GROWTHETF	0	213.100	213.100
**D	AXA WORLD FUNDS	0	113.025	113.025
**D	INDEXIQ	0	3.681.188	3.681.188
**D	SERVICED PLATFORM SICAV	0	194.290	194.290
**D	GOLDMAN SACHS FUNDS	0	43.301	43.301
**D	GOLDMAN SACHS FUNDS II	0	612.257	612.257
**D	PRINCIPAL GLOBAL INVESTORS COLLECTIVE INVESTMENT TRUST	0	101.104	101.104
**D		0	489.227	489.227

1265

EM

LISTA ESITO DELLE VOTAZIONI

Oggetto: Relazione sulla politica di remunerazione e sui compensi corrisposti - Prima sezione: relazione sulla politica di remunerazione (deliberazione vincolante).
CONTRARI

Badge	Ragione Sociale	Proprio	Delega	Totale
**D	PRINCIPAL GLOB.INVES. COLLECT INVEST. TRUST INTER.GROWTH EQUITY	0	138.238	138.238
**D	AMERICAN CENTURY ETF TRUST-AVANTRIS INTERNATIONAL EQUITY ETF	0	131.660	131.660
**D	ARROWSTREET GLOBAL EQUITY ACWI TRUST FUND	0	234.011	234.011
**D	ARROWSTREET INTERNATIONAL EQUITY SAFE TRUST FUND	0	599.801	599.801
**D	ARROWSTREET INTERNATIONAL EQUITY ACWI EX US TRUST FUND	0	2.334.381	2.334.381
**D	AMERICAN BUREAU OF SHIPPING	0	6.606	6.606
**D	UNITED TECHNOLOGIES CORPORATION EMPLOYEE SAVINGS PLAN MASTER TRU	0	910.538	910.538
**D	BEAR CREEK INC.	0	48.052	48.052
**D	BROOKFIELD REAL ASSETS HYBRID MASTER FUND L.P. C O MAILES CORPORATE SERVICES LIMITED	0	52.900	52.900
**D	MERCER DIOCESE OF BROOKLYN GROWTH STRATEGY	0	158.091	158.091
**D	MERCER DIOCESE OF BROOKLYN LAY PENSION INVESTMENT TRUST	0	48.415	48.415
**D	PEG SELECT	0	290.895	290.895
**D	FEDEX CORPORATION EMPLOYEES PENSION TRUST	0	564.073	564.073
**D	FRANKLIN LIBERTYQT INTERNATIONAL EQUITY INDEX ETF	0	15.450	15.450
**D	FRANKLIN TEMPLETON ETF TRUST - FRANKLIN FTSE EUROPE ETF	0	202.850	202.850
**D	FRANKLIN TEMPLETON ETF TRUST - FRANKLIN FTSE ITALY ETF	0	71.307	71.307
**D	FRANKLIN TEMPLETON ETF TRUST-FRANKLIN LIBERTYQ INT'L EQUITY HEDG	0	18.592	18.592
**D	FRANKLIN TEMPLETON ETF TRUST-FRANKLIN LIBERTYQ GLOBAL EQUITY ETF	0	6.896	6.896
**D	FRANKLIN FTSE EUROPE EX U.K. INDEX ETF	0	106.671	106.671
**D	FRANKLIN TEMPLETON ETF TRUST - FRANKLIN FTSE EUROPE HEDGED ETF	0	4.041	4.041
**D	JOHN HANCOCK WORLDWIDE INVESTORS PUBLIC LIMITED COMPANY	0	26.183	26.183
**D	HAND COMPOSITE INCOME BENEFIT TRUST	0	27.399	27.399
**D	PIMCO BALANCED FUND (CANADA)	0	13.268	13.268
**D	ROCHE U.S. RETIREMENT PLANS MASTER TRUST	0	435.761	435.761
**D	HEALTHONE	0	160.038	160.038
**D	BROOKFIELD GLOBAL REAL ASSET FUND	0	17.700	17.700
**D	GLOBAL MULTI ASSET STRATEGY FUND	0	20.551	20.551
**D	WILLIAM BLAIR INTERNATIONAL GROWTH FUND	0	1.266.578	1.266.578
**D	WILLIAM BLAIR INSTITUTIONAL INTERNATIONAL GROWTH FUND	0	1.178.842	1.178.842
**D	WILLIAM BLAIR COLLECTIVE INVESTMENT TRUST	0	765.913	765.913
**D	WILLIAM BLAIR SYSTEMATIC INTERNATIONAL ALL CAP CORE FUND LLC	0	2.364	2.364
**D	RAISER FOUNDATION HEALTH PLAN INC RETIREE HEALTH AND WELFARE PLA	0	141.632	141.632
**D	FIRST CHURCH OF CHRIST SCIENTIST	0	5.284	5.284
**D	FIRST CHURCH OF CHRIST SCIENTIST	0	42.448	42.448
**D	JANUS CAPITAL MANAGEMENT LLC	0	110	110
**D	INTECH GLOBAL ALL COUNTRY ENHANCED INDEX FUND LLC	0	9.833	9.833
**D	SUNAMERICA SERIES TRUST-SA LEGG MASON TACTICAL OPPORTUNITIES PO	0	1.479	1.479
**D	SEASONS SERIES TRUST SA PUTNAM ASSET ALLOCATION DIVERSIFIED GROW	0	38.219	38.219
**D	SUNAMERICA SERIES TRUST SA JPM DIVERSIFIED BALANCED PORTFOLIO	0	55.309	55.309
**D	SUNAMERICA SERIES TRUST-SA GOLDMAN SACHS MULTI-ASSET INSIGHT FRT	0	812	812
**D	SEASONS SERIES TRUST SA MULTI-MANAGED INTERNATIONAL EQUITY PORTF	0	64.005	64.005
**D	SUNAMERICA SERIES TRUST SA BLACKROCK VCP GLOBAL MULTI ASSET PORT	0	20.926	20.926
**D	SUNAMERICA SERIES TRUST- SA SCHROEDERS VCP GLOBAL ALLOCATION PORT	0	14.755	14.755

1266

LISTA ESITO DELLE VOTAZIONE

Objetto: Relazione sulla politica di remunerazione e sui compensi corrisposti - Prima sezione: relazione sulla politica di remunerazione (deliberazione vincolante).
CONTRARI

Badge	Regione Sociale	Proprio	Delega	Totale
**D	SUNAMERICA SERIES TRUST - SA INTERNATIONAL INDEX PORTFOLIO	0	267.270	267.270
**D	DWS GLOBAL INCOME BUILDER FUND	0	121.171	121.171
**D	DWS GLOBAL INCOME BUILDER VIP	0	20.783	20.783
**D	KP INTERNATIONAL EQUITY FUND	0	233.262	233.262
**D	COUNTY OF LOS ANGELES DEFERRED COMPENSATION AND THRIFT PLAN	0	19.400	19.400
**D	LVIP SSGA INTERNATIONAL INDEX FUND	0	1.821.236	1.821.236
**D	COUNTY OF LOS ANGELES SAVINGS PLAN D THRIFT PLAN	0	3.800	3.800
**D	RHUMBLINE INTERNATIONAL POOLED INDEX TRUST	0	155.397	155.397
**D	STICHTING PENSIOENFONDS WOMEN	0	203.705	203.705
**D	STICHTING PENSIOENFONDS FGB MANNUMERIC-GLOBAL DEVELOPED MULTI FACTOR	0	1.361.957	1.361.957
**D	CIDEL INTERNATIONAL EQUITY FUND	0	28.066	28.066
**D	CIDEL BANK AND TRUST INC. CIDELPL	0	1.905	1.905
**D	CIDEL TRUST COMPANY	0	32.770	32.770
**D	CITY UNIVERSITY OF NEW YORK	0	11.549	11.549
**D	NUVEEN WINSLOW INTERNATIONAL LARGECAP FUND	0	6.536	6.536
**D	NUVEEN REAL ASSET INCOME FUND	0	2.507.988	2.507.988
**D	NUVEEN REAL ASSET INCOME AND GROWTH FUND	0	685.500	685.500
**D	TEXAS MUNICIPAL RETIREMENT SYSTEM	0	1.126.492	1.126.492
**D	NBI GLOBAL REAL ASSETS INCOME ETF	0	350.696	350.696
**D	CITY OF NEW YORK GROUP TRUST	0	3.182.542	3.182.542
**D	PIMCO RAE INTERNATIONAL FUND LLC	0	739.333	739.333
**D	PIMCO EQUITY SERIES: PIMCO DIVIDEND AND INCOME FUND	0	157.805	157.805
**D	PIMCO EQUITY SERIES: PIMCO RAE INTERNATIONAL FUND	0	1.163.100	1.163.100
**D	PFM MULTI-MANAGER SERIES TRUST - PFM MULTI-MANAGER INTERNATIONAL	0	55.281	55.281
**D	ARROWSTREET (CANADA) GLOBAL ALL-COUNTRY FUND I	0	1.571.425	1.571.425
**D	ARROWSTREET (CANADA) GLOBAL ALL-COUNTRY FUND II	0	622.476	622.476
**D	ARROWSTREET (CANADA) INTERNATIONAL DEVELOPED MARKET EX US FUND I	0	136.048	136.048
**D	ARROWSTREET (CANADA) GLOBAL WORLD FUND I	0	358.255	358.255
**D	PES:PIMCO RAFI DYNAMIC MULTI-FACTOR INTERNATIONAL EQUITY ETF	0	15.805	15.805
**D	INTEL CORPORATION RETIREE MEDICAL PLAN TRUST	0	84.567	84.567
**D	ALASKA COMMON TRUST FUND	0	315.882	315.882
**D	SSGA MSCI ACWI EX-USA INDEX NON-LENDING DAILY TRUST	0	181.067	181.067
**D	WILMINGTON TRUST COLLECTIVE INVESTMENT TRUST	0	268.444	268.444
**D	ROMAN CATHOLIC BISHOP OF SPRINGFIELD A CORPORATION SOLE	0	9.253	9.253
**D	INTEL RETIREMENT PLANS COLLECTIVE INVESTMENT TRUST	0	8.820	8.820
**D	TENNESSEE CONSOLIDATED RETIREMENT SYSTEM	0	601.258	601.258
**D	WELLS FARGO DIVERSIFIED INTERNATIONAL FUND	0	59.200	59.200
**D	WELLS FARGO MASTER TRUST INTERNATIONAL VALDE PORTFOLIO	0	1.405.800	1.405.800
**D	WELLS FARGO FACTOR ENHANCED INTERNATIONAL PORTFOLIO	0	447.698	447.698
**D	WELLS FARGO BK DECL OF TRUST ESTABL INVEST FUNDS EMPLOYEE BEN TR	0	1.973.223	1.973.223
**D	HC CAPITAL TRUST- THE INSTITUTIONAL INTERNATIONAL EQUITY PORTFOL	0	325.353	325.353
**D	HC CAPITAL TRUST - THE ESG GROWTH PORTFOLIO	0	20.943	20.943
**D	HC CAPITAL TRUST- THE CATHOLIC SRI GROWTH PORTFOLIO	0	12.144	12.144

1267

LISTA ESITO DELLE VOTAZIONI

Oggetto: Relazione sulla politica di remunerazione e sui compensi corrisposti - Prima sezione: relazione sulla politica di remunerazione (deliberazione vincolante).
CONTRARI

Badge	Ragione Sociale	Proprio	Delega	Totale
**D	ARKWRIGHT, LLC	0	43.303	43.303
**D	HC CAPITAL TRUST - THE INTERNATIONAL EQUITY PORTFOLIO	0	199.184	199.184
**D	INTERNATIONAL MONETARY FUND	0	256.063	256.063
**D	THORNBURG BETTER WORLD INTERNATIONAL FUND	0	267.133	267.133
**D	CANADA PENSION PLAN INVESTMENT BOARD	0	26.015	26.015
**D	HOEHL FAMILY PARTNERS I LLC	0	16.030	16.030
**D	IRR TRUST OF ELIZABETH M. WEBSTER ROCKEFELLER TRUST COMPANY (DELAWARE)	0	6.297	6.297
**D	JAMES E. GRIFFITH FAMILY TRUST DTD9/30/1977	0	18.066	18.066
**D	FERDINAND COLLOREDO-MANSFELD 2001 CHARITABLE REMAINDER UNITRUST	0	4.195	4.195
**D	ANNE E. PENFIELD 1999 IRREVOCABLE TRUST	0	1.769	1.769
**D	FRANZ F. COLLOREDO-MANSFELD 1999 IRREVOCABLE TRUST	0	2.171	2.171
**D	RUDOLF J. COLLOREDO-MANSFELD 1999 IRREVOCABLE TRUST	0	1.758	1.758
**D	TRUST FOR MUTUAL UNDERSTANDING	0	44.341	44.341
**D	TRUST U/W JOHN D. ROCKEFELLER FBO ELIZABETH STRONG-CUEVAS	0	178.916	178.916
**D	THE FREEBAIRN CHARITABLE LEAD ANNUITY TRUST	0	6.922	6.922
**D	PALOMA RHEEM INVESTMENTS	0	81.022	81.022
**D	TRUST U/W MALINDA M. MENOTTI	0	4.155	4.155
**D	TR. B FBO DESCEN OF A MAUZR B FBO DESCENDANTS ABBY R. MAUZE, E	0	86.505	86.505
**D	MAC STEMBERG IRREVOCABLE TRUST	0	7.324	7.324
**D	THOMAS G. STEMBERG LIMITED	0	21.955	21.955
**D	THE ROSFM 2009 TRUST	0	5.398	5.398
**D	J.H. WADE FAMILY TRUST	0	104.283	104.283
**D	J.H. WADE LONG FAMILY TRUST	0	57.139	57.139
**D	J.B. E.V. WADE GST TRUST	0	7.499	7.499
**D	W.B. VANDERBILT TRUST F/B/O EMILY	0	5.595	5.595
**D	ELLERY SEDGWICK JR GRANCHILDRENS TR C/O THE ROCKEFELLER TRUST CO (DE)	0	7.976	7.976
**D	ASHFORTH PROPERTIES INC.	0	10.678	10.678
**D	ELLERYSEDGWICK	0	12.056	12.056
**D	ELLERY WATKINS SEDGWICK TRUST	0	8.791	8.791
**D	ELIZABETH SERGEANT SEDGWICK TRUST	0	8.824	8.824
**D	ELLERY SEDGWICK, III TRUST	0	15.017	15.017
**D	GEORGE AND MARGARET MCNEILL TIC	0	13.350	13.350
**D	MCNEILL GROUP, LTD	0	23.509	23.509
**D	MCNEILL CHARITABLE FOUNDATION	0	10.813	10.813
**D	THEODORE SEDGWICK MASTER TRUST	0	30.750	30.750
**D	ELLERY SEDGWICK III MASTER TRUST	0	39.809	39.809
**D	GST NON EXEMPT TRUST FBO WILLIAM	0	11.395	11.395
**D	GST NON EXEMPT TRUST FBO ELIZA C.	0	11.393	11.393
**D	GST NON EXEMPT TRUST FBO K. KLEMENTIS	0	11.395	11.395
**D	ARTICLE 9 TRUST U/W GLADYS T PERKINS	0	16.661	16.661
**D	RICHARD S. PERKIN TRUST FBO WINNIE PERKIN GRAY	0	16.321	16.321
**D	TRUST 10/18/99 FBO ELIZA MILTONO NEILL	0	50.017	50.017
**D	KALYNDIA R. KLEMENTIS TRUST	0	37.732	37.732

LISTA ESITO DELLE VOTAZIONE

Oggetto: Relazione sulla politica di remunerazione e sui compensi corrisposti - Prima sezione: relazione sulla politica di remunerazione (deliberazione vincolante).
CONTRARI

Badge	Ragione Sociale	Proprio	Delega	Totale
**D	TRUST 05/15/79 MARILYN M. SIMPSON F/B/O KALYNDA KLEMENTIS	0	7.247	7.247
**D	TR. B FBO ABBY R SIMPSON TR B 8/03/60 FBO ABBY R. SIMPSON C/O THE ROCKEFELLER TRUST COMPANY	0	38.423	38.423
**D	CHARITABLE TRUST ART. NINTH U/M	0	61.280	61.280
**D	TRUST 12/30/69 F/B/O DESCENDANTS OF JOHN D. ROCKEFELLER 3RD	0	91.804	91.804
**D	TRUST U/A 4/1/93 F/B/O SANDRA FERR	0	71.632	71.632
**D	THE HOPI TRIBE	0	13.276	13.276
**D	EDWARD JOHN NOBLE FOUNDATION, INC	0	60.794	60.794
**D	THE FREEMAN FOUNDATION	0	597.573	597.573
**D	RCB INVESTMENT PARTNERS LLC	0	25.640	25.640
**D	WIN PROPERTIES	0	22.682	22.682
**D	THE STARR FOUNDATION	0	339.167	339.167
**D	BROOKLYN PUBLIC LIBRARY	0	13.851	13.851
**D	BRETT CARR UNITRUST	0	8.234	8.234
**D	JAMES NEWHOUSE ISSUE GST EXEMPT	0	8.480	8.480
**D	JAMES B. ORTHEWEIN RES TR FBO ROMAI	0	48.826	48.826
**D	LOEB ARTICLE THREE TRUST	0	27.737	27.737
**D	JAMES L. LOEB 1965 TRUST FBO JAMES L.JR	0	8.281	8.281
**D	LOEB FAMILY INVESTMENTS, LP	0	46.866	46.866
**D	JAMES L. LOEB 1962 TRUST FBO ELIZABETH FRIEDMAN	0	8.895	8.895
**D	DOUGLAS NEWHOUSE ISSUE GST	0	10.678	10.678
**D	DOUGLAS NEWHOUSE HOLLY BANNISTER	0	17.260	17.260
**D	ELERAN, L.L.C.	0	50.421	50.421
**D	TRUST B FBO RODMAN C. ROCKEFELLER	0	23.926	23.926
**D	TRUST 05/24/51 FBO ANN R. ROBERTS	0	12.479	12.479
**D	TR. B FBO SONS OF NELSON A ROCKEFELLER	0	22.717	22.717
**D	TR B 5/24/51 FBO MARY R. MORGAN	0	14.439	14.439
**D	TRUST 11/04/64 FBO NELSON A. ROCKEFELLER, JR.	0	48.234	48.234
**D	TRUST 05/23/67 FBO MARK F. ROCKEFELLER	0	49.204	49.204
**D	TR B 10/20/76 N A ROCKEFELLER M F ROCKEFELLER CO., INC.	0	101.674	101.674
**D	TRUST 12/31/69 FBO DESCENDANTS OF LAURANCE S. ROCKEFELLER	0	141.518	141.518
**D	JAMES F. SULLIVAN 2006 MARITAL TRUST	0	73.869	73.869
**D	THE ANNA SHIELDS RAMLET 1967 TRUST	0	16.703	16.703
**D	THE ETTINGER FOUNDATION, INC.	0	7.255	7.255
**D	THE TRUSTEES OF THE DIOCESE OF SOUTH OHIO	0	18.083	18.083
**D	LARRY AND WENDY'S DESCENDANTS TRUST	0	3.734	3.734
**D	THE KRIMENDAH/SAINTE-AMAND FOUNDATION	0	11.261	11.261
**D	TRUST 12/16/76 FBO DESCENDANTS OF WINTHROP P. ROCKEFELLER	0	141.107	141.107
**D	INFINITY THREE TRUST	0	11.057	11.057
**D	RED RIVER FAMILY NON-EXEMPT TRUST	0	21.236	21.236
**D	LAWRENCE V. RAWL FAMILY TRUST	0	13.319	13.319
**D	ART 4 DESCENDANT TR/KELLY GUZIEJK	0	21.518	21.518
**D	KELLY R GUZIEJKA FAMILY TRUST	0	13.275	13.275
**D	1998 KELLY R. GUZIEJKA FAMILY TRUS	0	11.784	11.784

1268

LISTA ESITO DELLE VOTAZIONE

Oggetto: Relazione sulla politica di remunerazione e sui compensi corrisposti - Prima sezione: relazione sulla politica di remunerazione (deliberazione vincolante).
CONTRARI

Badge	Ragione Sociale	Proprio	Delega	Totale
**D	KELLY R. GUZIEJKA REVOCABLE TRUST	0	9.896	9.896
**D	MARITAL TRUST U/A SIXTH OF R.G.ROCKEFELLER	0	26.321	26.321
**D	ROCKEFELLER - KING FAMILY 2012	0	10.200	10.200
**D	LIBRA FUND, LIMITED PARTNERSHIP	0	135.183	135.183
**D	LIBRA FUND QP, LP	0	207.186	207.186
**D	RES OPCO LLC	0	6.151	6.151
**D	ROCKEFELLER GLOBAL EQUITY FUND II QP LP	0	506.542	506.542
**D	ROCKEFELLER GLOBAL EQUITY FUND II LP	0	185.978	185.978
**D	ROCKEFELLER BALANCED FUND, L.P.	0	403.727	403.727
**D	ROCKEFELLER GLOBAL EQ DIV YIELD	0	201.318	201.318
**D	ROCKEFELLER GLOBAL DIVIDEND GROWTH	0	177.952	177.952
**D	ROCKEFELLER GLOBAL EQUITY FUND I, L.	0	192.531	192.531
**D	ROCKEFELLER GLOBAL EQUITY FUND III	0	1.126.760	1.126.760
**D	ROCKEFELLER INTERNATIONAL EQUITY FUN	0	408.628	408.628
**D	THE THOMPSON FAMILY FOUNDATION	0	84.965	84.965
**D	GARVIN NON-EXEMPT TR UW ANNE F.:70E.:REGL//GARVIN	0	29.417	29.417
**D	MMR ENTERPRISES INC	0	4.511	4.511
**D	TENEDORA SELECTA, S.A.	0	4.866	4.866
**D	LOGISTICS DEVELOPMENT, INC	0	4.496	4.496
**D	THE HARLAN E. ANDERSON FOUNDATION	0	15.693	15.693
**D	THE BRIAN A. ANDERSON TRUST - 1976	0	13.924	13.924
**D	ALEC FREEMAN 2013 GST TRUST	0	3.758	3.758
**D	COLIN FREEMAN 2013 GST TRUST	0	3.758	3.758
**D	MARITAL TRUST UNDER STEVEN K.SYDNESS	0	23.265	23.265
**D	LISA H SYDNESS REVOCABLE TRUST	0	7.818	7.818
**D	THE EVE EAR FOUNDATION OF PITTSBURGH	0	25.250	25.250
**D	VICTORIA CORP	0	41.779	41.779
**D	ACUERDO HOLDINGS INC	0	13.838	13.838
**D	TUK GLOBAL LTD	0	1.796	1.796
**D	PAX TRADING CORP	0	20.286	20.286
**D	PUTO HOLDINGS INC.	0	3.490	3.490
**D	THE ANNA SHIELDS HAMLET 1963 TRUST	0	6.551	6.551
**D	COMPUTERSHARE SPA RAPPRESENTANTE DESIGNATO QUALE DELEGATO /SUBDELEGATO 135-NOVIES IN PERSONA DI ENRICO MONICELLI	0	0	0
**D	FONDAZIONE FINANZA ETICA	0	250	250

Totale voti 1.314.724,021
 Percentuale votanti % 18,257040
 Percentuale Capitale % 12,931695

EM

1270

LISTA ESITO DELLE VOTAZIONE
Oggetto: Relazione sulla politica di remunerazione e sui compensi corrisposti - Prima sezione: relazione sulla politica di remunerazione (deliberazione vincolante).
ASTENUTI

Badge	Ragione Sociale	Proprio	Delega	Totale
1	COMPUTERSHARE SPA RAPPRESENTANTE DESIGNATO QUALE SUBDELEGATO 135-NOVIES (ST.TREVISAN) IN PERSONA DI ENRICO MONICELLI	0	0	0
**D	MAZARETH LITERARY AND BENEVOLENT INSTITU	0	102.988	102.988
**D	CHALLENGE FUNDS - CHALLENGE ITALIAN EQUITY	0	2.000.000	2.000.000
**D	CHALLENGE ENERGY FUND 2	0	258.282	258.282
**D	CHALLENGE INTERNATIONAL EQUITY 2	0	76.114	76.114
**D	CHALLENGE EUROPEAN EQUITY 2	0	577.055	577.055
**D	CHALLENGE EUROPEAN EQUITY MGR	0	144.364	144.364
**D	MEDIO M STANLEY GLEB SLTM 1 -CASH	0	211.984	211.984
**D	INFRASTRUCTURE OPPORTUNITY COLLECTION 2	0	310.757	310.757
**D	EUROPEAN COLLECTION	0	131.323	131.323
**D	DYNAMIC INTERNATIONAL VALUEOPPORTUNITY 1	0	958.845	958.845
**D	CHALLENGE EUROPEAN EQUITY	0	482.453	482.453
**D	MIFL BB EC EU EQ INCOME	0	98.503	98.503
**D	COUPON STRATEGY COLLECTION PERF	0	99.663	99.663
**D	LOCKHEED MARTIN CORPORATION MASTER RETIREMENT TRUST.	0	889.538	889.538
**D	FIDUCIE GLOB DES REGIMES DE RETR DE LA SOC TRANSPORT	0	135.110	135.110
**D	IFML VITALITY FUNDS - IFML VITALITY MULTI-ASSET INCOME FUND	0	7.145	7.145
**D	FIRSTHAND BANK LIMITED AIF THE INVESTEC WORLDWIDE	0	14.237	14.237
**D	NATWEST TRU+DEP SERV LTD ATO ST. JAMES'S PL GR EURO PROG UN TR	0	2.408.024	2.408.024
**D	NATWEST TRU+DEP SERV LTD ATO ST. JAMES'S PL CONT EURO UN TR	0	1.239.290	1.239.290
**D	INVESTEC FUNDS SERIES I- DIVERSIFIED INCOME FUND	0	1.451.348	1.451.348
**D	INVESTEC GLOBAL STRATEGY FUND	0	5.155.153	5.155.153
**D	OHIO NATIONAL FUND, INC.- ON INTERNATIONAL EQUITY PORTFOLIO	0	192.195	192.195
**D	OHIO NATIONAL FUND, INC.- ON FOREIGN PORTFOLIO	0	22.583	22.583

Totale voti 16.966.954
 Percentuale votandi % 0,235613
 Percentuale Capitale % 0,166888

1271

LISTA ESITO DELLE VOTAZIONI

Objetto: Relazione sulla politica di remunerazione e sui compensi corrisposti - Prima sezione: relazione sulla politica di remunerazione (deliberazione vincolante).
NON VOTANTI

Badge	Ragione Sociale	Proprio	Delega	Totale
1	COMPUTERSHARE SEA RAPPRESENTANTE DESIGNATO QUALE SUBDELEGATO 135-NOVIES (ST.TREVISAN) IN PERSONA DI ENRICO MONICELLI	0	0	0
**D	BANCOPOSTA AZ INTERNAZIONALE	0	560.740	560.740
**D	BANCOPOSTA AZIONARIO EUR	0	980.109	980.109
**D	GIP ALTO INTL AZ	0	98.090	98.090
**D	BANCOPOSTA GLOBAL EQUITY LTE BANCOPOSTA	0	12.054	12.054
**D	GENERALI INVESTMENTS SICAV	0	115.159	115.159
**D	GENERALI SMART FUNDS SICAV	0	306.653	306.653
**D	GENERALI EURO ACTIONS	0	230.805	230.805
**D	KAIROS INTERNATIONAL SICAV EUROPAESG	0	49.250	49.250
**D	KAIROS INTERNATIONAL SICAV - ITALIA	0	1.500.000	1.500.000
**D	KAIROS INTERNATIONAL SICAV - KEY	0	800.000	800.000
**D	KAIROS INTERNATIONAL SICAV - TARGET ITALY ALPHA	0	160.000	160.000
**D	JPMORGAN CHASE BANK - FB - UNITED STATES PARTNERSHIP	0	155.087	155.087
**D	JPMORGAN CHASE BANK - FB - UNITED STATES INDIVIDUALS	0	13.728	13.728
**D	BANCOPOSTA MIX 3	0	450.900	450.900
**D	BANCOPOSTA MIX 2	0	307.450	307.450
**D	BANCOPOSTA MIX 1	0	125.870	125.870
**D	AI STRATEGIC GLOBAL EQUITY FUND	0	2.041.928	2.041.928
**D	POSTE INVESTO SOSTENIBILE BANCOPOSTA FON	0	6.961	6.961
**D	GENERALI MULTIPORTFOLIO SOLUTIONS SICAV	0	151.656	151.656
**D	INTERFUND SICAV INTERFUND EQUITY ITALY	0	274.000	274.000
**D	FIDEURAM ASSET MANAGEMENT (IRELAND) FUNDITALIA EQUITY ITALY	0	5.964.000	5.964.000
**D	PRAMERICA SICAV	0	3.500.000	3.500.000
**D	FIDEURAM INVESTIMENTI SGR - FIDEURAM ITALIA	0	260.000	260.000
**D	FIDEURAM INVESTIMENTI SGR - PIANO AZIONI ITALIA	0	5.830.000	5.830.000
**D	FIDEURAM INVESTIMENTI SGR - PIANO BILANCIATO ITALIA 50	0	1.332.000	1.332.000
**D	FIDEURAM INVESTIMENTI SGR - PIANO BILANCIATO ITALIA 30	0	126.000	126.000
**D	EPSILON SGR - EPSILON MULTIASET VALORE GLOBALE LUGLIO 2022	0	51.949	51.949
**D	EPSILON SGR - EPSILON MULTIASET VALORE GLOBALE MARZO 2022	0	35.584	35.584
**D	EPSILON SGR - EPSILON MULTIASET VALORE GLOBALE SETE 2021	0	70.451	70.451
**D	EPSILON SGR - EPSILON FLESSIBILE AZIONI EURO SETTEMBRE 2020	0	80.913	80.913
**D	EPSILON SGR - EPSILON QVALUE	0	18.946	18.946
**D	EPSILON SGR - EPSILON MULTIASET 3 ANNI LUGLIO 2020	0	614	614
**D	EPSILON SGR - EPSILON FLESSIBILE AZIONI EURO GIUGNO 2021	0	5.400	5.400
**D	EPSILON SGR - EPSILON MULTIASET VALORE GLOBALE GIUGNO 2021	0	162.460	162.460
**D	EPSILON SGR - EPSILON MULTIASET VALORE GLOBALE DIC 2021	0	64.081	64.081
**D	EPSILON SGR - EPSILON DLONGRUN	0	1.418	1.418
**D	EPSILON SGR - EPSILON FLESSIBILE AZIONI EURO NOVEMBRE 2020	0	58.287	58.287
**D	EPSILON SGR - EPSILON FLESSIBILE AZIONI EURO APRILE 2021	0	8.157	8.157
**D	EPSILON SGR - EPSILON MULTIASET VALORE GLOBALE MAGGIO 2022	0	64.823	64.823
**D	EPSILON SGR - EPSILON MULTIASET 3 ANNI MAGGIO 2020	0	1.221	1.221
**D	EPSILON SGR - EPSILON EQUITY	0	12.780	12.780

LISTA ESITO DELLE VOTAZIONE

Oggetto: Relazione sulla politica di remunerazione e sui compensi corrisposti - Prima sezione: relazione sulla politica di remunerazione (deliberazione vincolante).
NON VOTANTI

Badge	Ragione Sociale	Proprio	Delega	Totale
**D	EPSILON SGR - EPSILON ALLOCAZIONE TATTICA GIUGNO 2020	0	16.407	16.407
**D	EPSILON SGR - EPSILON FLESSIBILE AZIONI EURO FEBBRAIO 2021	0	19.193	19.193
**D	EPSILON SGR - EPSILON QRETURN	0	105.048	105.048
**D	EURIZON CAPITAL SGR - EURIZON PIR ITALIA 30	0	8.342	8.342
**D	EURIZON CAPITAL SGR - EURIZON TOP SELEC CRESCITA DIC 2023	0	2.230	2.230
**D	EURIZON CAPITAL SGR - EURIZON TOP SELEC EQUILIBRIO GIU 2024	0	3.761	3.761
**D	EURIZON CAPITAL SGR - EURIZON TOP SELEC EQUILIBRIO DIC 2024	0	2.874	2.874
**D	EURIZON CAPITAL SGR - EURIZON TOP SELEC CRESCITA DIC 2024	0	7.602	7.602
**D	EURIZON CAPITAL SGR - EURIZON PROGETTO ITALIA 70	0	2.558.931	2.558.931
**D	EURIZON CAPITAL SGR - EURIZON PIR ITALIA AZIONI	0	340.436	340.436
**D	EURIZON CAPITAL SGR - EURIZON AZIONI ITALIA	0	2.841.162	2.841.162
**D	EURIZON CAPITAL SGR - EURIZON RENDITA	0	64.259	64.259
**D	EURIZON CAPITAL SGR - EURIZON MULTIASET TREND DICEMBRE 2022	0	6.949	6.949
**D	EURIZON CAPITAL SGR - EURIZON TOP SELEC EQUILIBRIO MAG 2024	0	2.320	2.320
**D	EURIZON CAPITAL SGR - EURIZON TOP SELEC CRESCITA MAR 2025	0	5.194	5.194
**D	EURIZON CAPITAL SGR - EURIZON GLOBAL MULTIASET SELEC SET 22	0	20.300	20.300
**D	EURIZON CAPITAL SGR - EURIZON TOP SELEC EQUILIBRIO MAR 2024	0	2.703	2.703
**D	EURIZON CAPITAL SGR - EURIZON TOP SELEC CRESCITA MAR 2024	0	3.799	3.799
**D	EURIZON CAPITAL SGR - EURIZON TOP SELEC CRESCITA MAG 2024	0	5.336	5.336
**D	EURIZON CAPITAL SGR - EURIZON TOP SELEC CRESCITA GIU 2024	0	7.102	7.102
**D	EURIZON CAPITAL SGR - EURIZON TOP SELEC EQUILIBRIO SET 2024	0	4.597	4.597
**D	EURIZON CAPITAL SGR - EURIZON TOP SELEC EQUILIBRIO MAR 2025	0	3.171	3.171
**D	EURIZON CAPITAL SGR - EURIZON PROGETTO ITALIA 40	0	2.635.723	2.635.723
**D	EURIZON CAPITAL SGR - EURIZON AZIONI EUROPA	0	507.729	507.729
**D	EURIZON CAPITAL SGR - EURIZON AZIONI INTERNAZIONALI	0	208.178	208.178
**D	EURIZON CAPITAL SGR - EURIZON AZIONI AREA EURO	0	429.170	429.170
**D	EURIZON CAPITAL SGR - EURIZON TOP SELEC CRESCITA SET 2024	0	8.164	8.164
**D	EURIZON CAPITAL SGR - EURIZON TOP SELEC CRESCITA MAG 2025	0	1.518	1.518
**D	EURIZON CAPITAL SGR - EURIZON TOP SELEC CRESCITA MAG 2025	0	1.000	1.000
**D	EIS - EURO EQUITY INSURANCE CAPITAL LIGHT	0	538.537	538.537
**D	EIS PB EQUITY EUR	0	182.341	182.341
**D	EUR - EQUITY EURO LTE	0	199.047	199.047
**D	ISE - VALORE CEDOLA GLOBALE - 04/2015	0	21.276	21.276
**D	ISE - MULTIASET CEDOLA GLOBALE - 12/2015	0	120.355	120.355
**D	EPF - ABSOLUTE Q-MULTISTRATEGY	0	971	971
**D	EIS - MULTIASET RISK OVERLAY MODERATO	0	8.427	8.427
**D	EIS - MULTIASET RISK OVERLAY	0	53.506	53.506
**D	EUR - EQUITY ITALY SMART VOLATILITY	0	172.125	172.125
**D	ISE - VALORE CEDOLA GLOBALE - 09/2015	0	12.373	12.373
**D	ISE - MULTIASET ABSOLUTE 3 ANNI - 04/2016	0	1.670	1.670
**D	EUR - TOP EUROPEAN RESEARCH	0	1.187.843	1.187.843
**D	EPF - ENHANCED CONSTANT RISK CONTRIBUTION	0	46.693	46.693
**D	EUR - ACTIVE ALLOCATION	0	750.000	750.000

1273

Assemblea Ordinaria del 14 maggio 2020

LISTA ESITO DELLE VOTAZIONE

Oggetto: Relazione sulla politica di remunerazione e sui compensi corrisposti - Prima sezione: relazione sulla politica di remunerazione (deliberazione vincolante).
NON VOTANTI

Badge	Ragione Sociale	Proprio	Delega	Totale
**D	ISE - GLOBAL INCOME MULTITRENDER - 09/2015	0	65.363	65.363
**D	ISE - MULTIASSET ABSOLUTE 3 ANNI - 07/2016	0	1.705	1.705
**D	EUF - EQUITY EUROPE LTE	0	467.031	467.031
**D	EPF - Q-FLEXIBLE	0	965.394	965.394
**D	ISE - VALORE CEDOLA GLOBALE - 07/2015	0	12.539	12.539
**D	ISE - MULTIASSET CEDOLA GLOBALE - 02/2016	0	170.390	170.390
**D	EUF - ITALIAN EQUITY OPPORTUNITIES	0	835.090	835.090
**D	EPF - EURO Q-EQUITY	0	507.123	507.123
**D	ISE - GLOBAL DYNAMIC MULTITRENDER - 06/2015	0	18.083	18.083
**D	ISE - DYNAMIC INCOME MULTITRENDER - 01/2016	0	16.530	16.530
**D	EUF - EQUITY INNOVATION	0	309.788	309.788

Totale voti 42.476.922

Percentuale votanti % 0,589860

Percentuale Capitale % 0,417805

1276

LISTA ESITO DELLE VOTAZIONI

Oggetto: Relazione sulla politica di remunerazione e sui compensi corrisposti - Seconda sezione: relazione sui compensi corrisposti (deliberazione non vincolante)
FAVOREVOLI

Badge	Ragione Sociale	Proprio	Delega	Totale
1	COMPTONSHARE SPA RAPPRESENTANTE DESIGNATO QUALE SUBDELEGATO 135-NOVIES (ST.TREVISAN) IN PERSONA DI ENRICO MONICELLI	0	0	0
**D	ARCA FONDI SGR - FONDO ARCA AZIONI ITALIA	0	3.890.000	3.890.000
**D	ARCA FONDI SGR - FONDO ARCA ECONOMIA REALE BILANCIATO ITALIA 55	0	390.000	390.000
**D	JPMORGAN INVESTMENT FUNDS	0	22.845.692	22.845.692
**D	JPMORGAN FUNDS	0	11.888.892	11.888.892
**D	CAPITAL INTERNATIONAL FUND	0	5.314.277	5.314.277
**D	MORGAN STANLEY INVESTMENT FUNDS	0	148.434	148.434
**D	FRANKLIN TEMPLETON INVESTMENT FUNDS	0	9.337	9.337
**D	CAPITAL INTERNATIONAL FUND	0	119.000	119.000
**D	GERANA SICAV-SIF, S.A.	0	527.378	527.378
**D	T. ROWE PRICE FUNDS SICAV	0	9.966	9.966
**D	ARK LIFE ASSURANCE COMPANY LIMITED	0	374.152	374.152
**D	JPMORGAN FUNDS (IRELAND) ICAV	0	4.853	4.853
**D	BLACKROCK FUNDS I. ICAV	0	6.482	6.482
**D	BLACKROCK INDEX SELECTION FUND	0	7.281.422	7.281.422
**D	UBS (JRL) INVESTOR SELECTION PLC 1	0	265.063	265.063
**D	THE JUPITER GLOBAL FUND SICAV	0	200.625	200.625
**D	SCHRODER INTERNATIONAL SELECTION FUND	0	2.691.075	2.691.075
**D	FEDERATED UNIT TRUST	0	158.900	158.900
**D	UNIVERSAL INVEST SICAV	0	5.699.217	5.699.217
**D	ZURICH COMPANHIA SEGUROS SA	0	98.785	98.785
**D	SCHWAB INTERNATIONAL INDEX FUND	0	3.573.131	3.573.131
**D	THE MASTER TRUST BANK OF JAPAN LTD	0	36.238	36.238
**D	THE MASTER TRUST BANK OF JAPAN LTD	0	137.876	137.876
**D	SEI INST INVEST TRUST WORLD EQ EX-US FUN	0	506.479	506.479
**D	JAPAN TRUSTEE SERVICES BANK LTD	0	48.153	48.153
**D	JAPAN TRUSTEE SERVICES BANK LTD	0	97.300	97.300
**D	JAPAN TRUSTEE SERVICES BANK LTD	0	12.354	12.354
**D	JAPAN TRUSTEE SERVICES BANK LTD	0	7.270	7.270
**D	THORNBERG INTERNATIONAL EQUITY	0	23.961	23.961
**D	SEI INST MANAG TR GLOBAL MANAG VOLAT FND	0	293.765	293.765
**D	GIM SPECIALIST INVESTMENT FUNDS	0	48.309	48.309
**D	GIM TOKYO FD	0	56.165	56.165
**D	MF FICTET MULTI ASSET FUND	0	21.439	21.439
**D	MS HORIZONS MULTIACTIVOS GLOBAL PRUDENTE FUND	0	8.576	8.576
**D	MF/B WORLD EQUITY FUND	0	3.158	3.158
**D	JAPAN TRUSTEE SERVICES BANK LTD	0	48.400	48.400
**D	JAPAN TRUSTEE SERVICES BANK LTD	0	99.910	99.910
**D	SEI INST INV TRU SCREENED MOR EQ EX US F	0	40.010	40.010
**D	THORNBERG INTERNATIONAL EQUITY FUND	0	13.301	13.301
**D	JAPAN TRUSTEE SERVICES BANK LTD	0	37.241	37.241
**D	EUROPEAN EQUITY FUND INC.	0	340.000	340.000

1275

LISTA ESITO DELLE VIOLAZIONE

Oggetto: Relazione sulla politica di remunerazione e sui compensi corrisposti - Seconda sezione: relazione sui compensi corrisposti (deliberazione non vincolante) FAVOREVOLI

Badge	Ragione Sociale	Proprio	Delega	Totale
**D	THE MASTER TRUST BANK OF JAPAN LTD	0	31.868	31.868
**D	SEI INSTITUT INTE TRUST INTERNAT EQTY FU	0	1.391.893	1.391.893
**D	PIONEER FLEXIBLE OPPORTUNITIES FUND	0	637.103	637.103
**D	THE MASTER TRUST BANK OF JAPAN LTD	0	49.720	49.720
**D	JAPAN TRUSTEE SERVICES BANK LTD	0	53.751	53.751
**D	VANGUARD FUNDS PLC	0	5.975.795	5.975.795
**D	THE MASTER TRUST BANK OF JAPAN LTD	0	5.300	5.300
**D	LCAM GLOBAL EQUITY FUNDS	0	151.514	151.514
**D	SCHWAB FUNDAMENTAL INTER LARGE COMP IN F	0	844.669	844.669
**D	VANGUARD INVESTMENT SERIES PLC	0	10.199.815	10.199.815
**D	SEI TRUST COMPANY FOR THE BENEFIT O	0	82.308	82.308
**D	LOS ANGELES CAPITAL GLOBAL FUND PLC	0	23.742	23.742
**D	KBI GLOBAL RESOURCES SOLUTIONS CIT	0	47.013	47.013
**D	CAMBIAR INTERNAT EQUITY COLLEC INV TRUST	0	3.937	3.937
**D	SGA INTERNATIONAL EQUITY CIT	0	56.800	56.800
**D	SGA INTERNATIONAL EQUITY FUND	0	5.850	5.850
**D	THE MASTER TRUST BANK OF JAPAN LTD	0	54.537	54.537
**D	SEI INST.MAN.TRUST - MIM VOLAT.FUND	0	296.955	296.955
**D	THE MASTER TRUST BANK OF JAPAN LTD	0	15.067	15.067
**D	SEI INSTITUT.INV.TRUST WORLD SEL.EQU.FUN	0	267.871	267.871
**D	DEVELOPED INTERNATIONAL EQUITY SELECT ETF	0	3.267	3.267
**D	MONDRIAN INT.EQ.COLLECTIVE.INV.TRUST	0	1.092.640	1.092.640
**D	JPMORGAN ETFs (IRELAND) ICAY	0	302.514	302.514
**D	FIDELITY COMMON CONTRACTUAL FUND II	0	275.182	275.182
**D	SEI TRUST COMPANY FOR THE BENEFIT OF SGA INTERANTIONAL EQUITY PLUS CIT	0	319.660	319.660
**D	SANLAM UNIVERSAL FUNDS PLC	0	14.353	14.353
**D	SEI TRUST COMPANY FOR THE BENEFIT	0	85.133	85.133
**D	SIX CIRCLES INTERNAT UNCONSTRAIN EQ FUND	0	16.501.324	16.501.324
**D	SIX CIRCLES MANAGED EQUITY POR	0	184.068	184.068
**D	SIX CIRC MAN EQ PORT INT UNCON	0	1.598.709	1.598.709
**D	GOG PARTNERS GLOBAL QUALITY EQUITY FUND	0	257.793	257.793
**D	THE MASTER TRUST BANK OF JAPAN LTD	0	14.032	14.032
**D	LACM WORLD EQ WEAL	0	829	829
**D	JAPAN TRUSTEE SERVICES BANK LTD	0	680.121	680.121
**D	JAPAN TRUSTEE SERVICES BANK LTD	0	18.655	18.655
**D	COHEN & STEERS GLOBAL LIST. INFR.FD	0	135.692	135.692
**D	NUVEEN GLOBAL INFRASTRUCTURE FUND	0	1.625.981	1.625.981
**D	THE MASTER TRUST BANK OF JAPAN LTD	0	360.037	360.037
**D	FIRST TRUST EUROZONE ALPHADEX ETF	0	10.506	10.506
**D	THE MASTER TRUST BANK OF JAPAN LTD	0	141.178	141.178
**D	CORNERSTONE ADVIS GLOBAL PUBLIC EQUITY F	0	110.200	110.200
**D	THE ADVISORS' INNER CIRCLE FUND CORNER STONE ADVISORS GLOBAL PUBLIC EQUITY FUND	0	27.449	27.449
**D	GLOBAL X SCIENTIFIC BETA EUROPE ETF	0	4.244	4.244

1276

GH

LISTA ESITO DELLE VOTAZIONE

Oggetto: Relazione sulla politica di remunerazione e sui compensi corrisposti - Seconda sezione: relazione sui compensi corrisposti (deliberazione non vincolante)
FAVOREVOLI

Badge	Ragione Sociale	Proprio	Delega	Totale
**D	THE MASTER TRUST BANK OF JAPAN LTD	0	742.724	742.724
**D	FIRST TRUST RIVERFRONT DYNAMIC EUROPE ET	0	55.542	55.542
**D	FIRST TRUST RIVERFRONT DYN DEV INT ETF	0	184.641	184.641
**D	FIRST TRUST RIVERFRONT DYN DEV INT ETF	0	903.371	903.371
**D	MONDRIAN ALL COUN WORLD EX US EQ CO IN T	0	2.169.324	2.169.324
**D	SEI INSTITUTIONAL INVESTMENTS TRUST	0	1.663.588	1.663.588
**D	MONDRIAN INTERNATIONAL EQUITY FUND	0	43.187	43.187
**D	MONDRIAN INTERNATIONAL EQUITY FUND	0	987.310	987.310
**D	ZURICH INSURANCE COMPANY LTD	0	3.895.747	3.895.747
**D	ZURICH INVESTMENTS LIFE S P A	0	712.000	712.000
**D	BAYK A1 FONDS	0	967.467	967.467
**D	HI MASTER VB FONDS	0	252.514	252.514
**D	BAYK G2 FONDS	0	56.651	56.651
**D	SABV MASTERFONDS INKA	0	422.055	422.055
**D	HI PNWL DIVIDENDE PLUS FONDS	0	149.700	149.700
**D	HI MANPT FONDS	0	181.789	181.789
**D	ALLTRI INKA	0	1.116.000	1.116.000
**D	SIVE	0	367.985	367.985
**D	HL-KABL-FONDS	0	400.000	400.000
**D	DEKA MASTER HAER I	0	74.944	74.944
**D	AXA EURO DIVIDEND K	0	79.317	79.317
**D	AXA EURO DIVIDEND S	0	172.519	172.519
**D	HI-AXEL SPRINGER MASTER FONDS	0	234.981	234.981
**D	UNIVERSAL-OCO	0	91.892	91.892
**D	UNIVERSAL-CAV	0	312.600	312.600
**D	BI FINANZFONDS	0	953.773	953.773
**D	VWLAKR MASTER	0	1.050.000	1.050.000
**D	BANK GUTMANN AG	0	448.923	448.923
**D	ALLIANZ GI FONDS RANW II	0	19.261	19.261
**D	ALLIANZGI FONDS APNIESA	0	150.000	150.000
**D	ALLIANZGI FONDS AEF	0	95.199	95.199
**D	NVM	0	35.979	35.979
**D	BAYK A4 FONDS	0	9.069	9.069
**D	ALLIANZGI FONDS GANO 2	0	13.611	13.611
**D	ALLIANZGI FONDS PFD	0	100.000	100.000
**D	ALLIANZGI FONDS REINVEST	0	7.200	7.200
**D	LECO FONDS	0	10.000	10.000
**D	ALLIANZGI FONDS WERT	0	20.000	20.000
**D	ALLIANZGI FONDS TSF	0	57.000	57.000
**D	ALLIANZGI FONDS DIN	0	147.298	147.298
**D	ALLIANZGI FONDS SCHLUCCO	0	27.539	27.539
**D	ALLIANZGI FONDS DPF DILLINGER PENSIONSF	0	5.937	5.937
**D	ALLIANZGI FONDS ALPEN	0	100.000	100.000
**D	ALLIANZGI FONDS GANO	0	100.000	100.000
**D	ALLIANZGI FONDS FIB	0	100.000	100.000

1277

LISTA ESITO DELLE VOTAZIONI

Oggetto: Relazione sulla politica di remunerazione e sui compensi corrisposti - Seconda sezione: relazione sui compensi corrisposti (deliberazione non vincolante)
FAVOREVOLI

Badge	Regione Sociale	Proprio	Delega	Totale
**D	ALLIANZGI FONDS AVP	0	8.940	8.940
**D	AGI FONDS GRILLPARZER	0	67.000	67.000
**D	DBI FONDS EBE	0	48.538	48.538
**D	ALLIANZGI FONDS TOB	0	45.732	45.732
**D	ALLIANZGI FONDS NICO	0	12.201	12.201
**D	ALLIANZGI FONDS MAV	0	37.610	37.610
**D	ALLIANZGI FONDS PGD	0	60.787	60.787
**D	ALLIANZGI FONDS DUNBILL	0	37.580	37.580
**D	ALLIANZGI FONDS VSBW	0	137.659	137.659
**D	ALLIANZGI FONDS SIV	0	16.991	16.991
**D	SUEWE COFONDS	0	200.000	200.000
**D	ALLIANZGI FONDS HNE	0	570.000	570.000
**D	ALLIANZGI FONDS AFE	0	488.030	488.030
**D	ALLIANZGI FONDS PFI	0	865.227	865.227
**D	ALLIANZGI FONDS PIVZ	0	921.960	921.960
**D	HFZH COFONDS	0	14.000	14.000
**D	ALLIANZGI FONDS PF2	0	500.843	500.843
**D	AIRBUS INVEST FOR LIFE AKTIENFONDS 1	0	315.868	315.868
**D	ALLIANZGI FONDS PFALCO	0	484.216	484.216
**D	ALLIANZGI FONDS SVKK	0	13.392	13.392
**D	ALLIANZGI FONDS SHL	0	9.000	9.000
**D	CBP GROWTH	0	250.201	250.201
**D	KREBSHILFE 2 FONDS	0	28.348	28.348
**D	ALLIANZGI FONDS CAESAR	0	54.957	54.957
**D	AXA EURO DIVIDEND DEVL	0	113.618	113.618
**D	KWV AKTIEN FONDS 1	0	189.260	189.260
**D	AXA EURO DIVIDEND D	0	54.000	54.000
**D	AXA EURO DIVIDEND L	0	168.000	168.000
**D	HI R MASTER FONDS	0	48.579	48.579
**D	HI NSNPT BAP FONDS	0	13.834	13.834
**D	ALLIANZGI FONDS DPWS	0	37.339	37.339
**D	MASTERFONDS HTPT	0	410.614	410.614
**D	ALLIANZGI FONDS BREMEN	0	74.641	74.641
**D	MASTERFONDS BANTHUS	0	307.826	307.826
**D	HI BGM AR MASTERFONDS	0	100.467	100.467
**D	ALLIANZGI FONDS OB PENSION	0	86.400	86.400
**D	SDK K3 FONDS	0	30.210	30.210
**D	ALLIANZGI FONDS PENCABV PENSIONS	0	157.485	157.485
**D	BOERDE-UI-FONDS	0	383.715	383.715
**D	ALLIANZGI FONDS OLB PENSIONEN	0	1.167.500	1.167.500
**D	PIR EQUITY AXA ASSICURAZIONI	0	48.771	48.771
**D	ZURICH INSURANCE PLC	0	160.000	160.000
**D		0	196.567	196.567

LISTA ESITO DELLE VOTAZIONE
 Oggetto: Relazione sulla politica di remunerazione e sui compensi corrisposti - Seconda sezione: relazione sui compensi corrisposti (deliberazione non vincolante)
FAVOREVOLI

Badge	Ragione Sociale	Proprio	Delega	Totale
**D	ZURICH VIDA COMP DE SEGUROS Y REASEG SA	0	38.911	38.911
**D	BNP PARIBAS FUND	0	1.116.724	1.116.724
**D	DNCA INVEST	0	5.074.930	5.074.930
**D	BFI GLOBAL INVESTMENT FUND	0	30.795	30.795
**D	GA FUND L	0	26.509	26.509
**D	ABERDEEN STANDARD SICAV I	0	173.509	173.509
**D	PICTET TR	0	3.570.485	3.570.485
**D	LA FRANCAISE LUX	0	50.306	50.306
**D	CAIXABANK GLOBAL SICAV	0	16.700	16.700
**D	CAIXABANK WEALTH SICAV	0	8.458	8.458
**D	BNP PARIBAS EASY	0	1.116.413	1.116.413
**D	UBAM	0	56.258	56.258
**D	FONDAZIONE ROMA SIF	0	192.411	192.411
**D	FAM SERIES UCITS ICAV	0	492.924	492.924
**D	AXA INSURANCE DAC	0	33.522	33.522
**D	TORTOISE CAPITAL ADVISORS	0	35.340	35.340
**D	BPSS DUBLIN/RIVER AND MERCANTI	0	40.152	40.152
**D	WITAN INVESTMENT TRUST PLC	0	486.207	486.207
**D	AMERICAN HEART ASSOCIATION, INC	0	19.142	19.142
**D	BROOKFIELD GLOBAL LISTED INFRASTRUCTURE	0	565.900	565.900
**D	BROOKFIELD REAL ASSETS INCOME FUND INC	0	665.900	665.900
**D	BROOKFIELD REAL ASSETS SECURITIES FUND	0	80.500	80.500
**D	BOSTON PARTNERS GLOBAL INVESTORS INC	0	17.461	17.461
**D	BOSTON PARTNERS GLOBAL LONG SHORT FUND	0	147.096	147.096
**D	CARILION CLARIVEST INTERNATIONAL STOCK F	0	31.388	31.388
**D	DUNHAM INTERNATIONAL STOCK FUND	0	201.825	201.825
**D	GUIDEMARK WORLD EX US FUND	0	52.665	52.665
**D	NATIONWIDE RISK BASED INTERNATIONAL EQUIT	0	38.368	38.368
**D	PRAXIS INTERNATIONAL INDEX FUND	0	125.271	125.271
**D	PUBLIC SCHOOL RETIREMENT SYSTEM OF THE C	0	19.500	19.500
**D	RELIANCE TRUST INSTITUTIONAL RETIREMENT	0	68.900	68.900
**D	RRMAS 2016 BUSINESS HOLDINGS LP	0	17.410	17.410
**D	BRKFLD GBL RMW SUBE INERSTR LP	0	32.200	32.200
**D	PACIFIC GLOBAL INTERNATIONALEQUITY INCOM	0	14.167	14.167
**D	WILSHIRE MUTUAL FUNDS INC - WILSHIR	0	165.802	165.802
**D	ROCKEFELLER EQUITY ALLOCATION FUND	0	242.200	242.200
**D	GLOBAL CLEAN EQUITY FUND	0	5.710	5.710
**D	HEITMAN GLOBAL PRIMES INFRASTRUCTURE SEED INVESTORS LLC	0	3.033	3.033
**D	STANDARD LIFE WEALTH INTERNATIONAL LTD	0	119.883	119.883
**D	BNFDSJ ACO SLW OFF GL EQ FD	0	82.380	82.380
**D	BNFDSJ ACO SLW OFF BRIDGE FD	0	166.052	166.052
**D	STANDARD LIFE WEALTH INTERNATIONAL	0	487.770	487.770
**D	STANDARD LIFE INVESTMENTS	0	9.273	9.273

GM

1278

LISTA ESITO DELLE VOTAZIONE

OGGETTO: Relazione sulla politica di remunerazione e sui compensi corrisposti - Seconda sezione: relazione sui compensi corrisposti (deliberazione non vincolante)
FAVOREVOLI

Badge	Descrizione	Proprio	Delega	Totale
**D	Regione Sociale	0	251.939	251.939
**D	ENHANCED INDEX INTERNATIONAL SHARE FUND	0	101.952	101.952
**D	AUSTRALIAN CATHOLIC SUPERAN RETIREM FUND	0	240.374	240.374
**D	LEGALSUPER	0	174.493	174.493
**D	MERCER UNHEDGED OVERSEAS SHARES TRUST	0	88.000	88.000
**D	MERCER UNHEDGED OVERSEAS SHARES TRUST	0	980.909	980.909
**D	AMP INTERNATIONAL EQUITY INDEX FUND HEDG	0	40.694	40.694
**D	AMP CAP UNHEDGED GL SHS MULTI MAN FUND	0	329.441	329.441
**D	IPAC SPEC INV STR INT SHARESTRATEGY NO 1	0	43.430	43.430
**D	IPAC SPEC INV STR INT SHARESTRATEGY NO 1	0	77.698	77.698
**D	IPAC SPEC INV STR INT SHARE STR NO 9	0	595.769	595.769
**D	UNISUPER	0	68.539	68.539
**D	WHOLESALE UNIT TRUST GL. INFRASTRUCTURE F	0	33.130	33.130
**D	AMP CAPITAL GLOBAL QUALITY FUND	0	46.627	46.627
**D	WHOLESALE UNIT TRD MSCI GLOB IND SHAR FU	0	307.517	307.517
**D	WHOLESALE UNIT TRUST GLOBAL SHARES F 4	0	17.936	17.936
**D	WHOLESALE UNIT TRUST GLOBAL SHARES F 3	0	320.562	320.562
**D	AMP CAPITAL SPEC INTERN SHARE FUND	0	119.047	119.047
**D	STRATEGIC INTERNATIONAL EQUITY FUND	0	154.224	154.224
**D	KIWI INVEST MAN WHOLESALE CORE GLOBAL FD	0	30.120	30.120
**D	WHOLESALE INTERNATIONAL CORE EQUITIES	0	311.540	311.540
**D	BPSS SYDNEY/WHOLESALE UNIT TRUST GLOBAL SHARES FUND 1	0	157.043	157.043
**D	AMP LIFE INTERNATIONAL EQUITIES FUND	0	94.793	94.793
**D	BNZ WHOLESALE INTERN EQUITIES INDEX FUND	0	117.463	117.463
**D	MULTIMIX WHOLESALE INT SHARES TRUST	0	160.000	160.000
**D	BDF-FONDS E ACT. EUROPE	0	1.181.454	1.181.454
**D	FCP FIAO	0	100.764	100.764
**D	FCP LF AMLEAGUE EURO 45 128 BOULEVA	0	35.491	35.491
**D	FCPE BDF FONDS S SOLIDAIRE	0	514.745	514.745
**D	FCP BNP PARIBAS ACTIONS RENDEMENT	0	8.106.477	8.106.477
**D	CARDIF ASSURANCE VIE	0	568.013	568.013
**D	FCP CAMGESTION RENDACTIS	0	66.760	66.760
**D	FCPE HORIZON EP. ACTION	0	102.671	102.671
**D	CARDIF ASSURANCES FISQUES DIVERS	0	430.076	430.076
**D	FCP CAMGEST VALEURS EURO	0	673.706	673.706
**D	CARDIF LUX VIE	0	3.800.000	3.800.000
**D	ORANO CYCLE	0	354.629	354.629
**D	CALCIUM QVANT	0	752.976	752.976
**D	SODIUM 1	0	925.326	925.326
**D	FCP LITHIUM RENDEMENT	0	414.021	414.021
**D	MAIF INVEST RESP0 EUROPE	0	58.549	58.549
**D	FCPE HARMONY	0	43.844	43.844
**D	LFP MULTI TRENDS	0	318.394	318.394
**D	LA FRANCAISE INFLECTION POINT ACTION EUR	0	0	0

1280

GR

LISTA ESITO DELLE VOTAZIONI

Oggetto: Relazione sulla politica di remunerazione e sui compensi corrisposti - Seconda sezione: relazione sui compensi corrisposti (deliberazione non vincolante)
FAVOREVOLI

Badge	Ragione Sociale	Proprio	Delega	Totale
**D	FCP ALBA VALEUR	0	75.000	75.000
**D	BNP EURO VALEURS DURAB	0	240.035	240.035
**D	LESAFFRE EQUILIBRE RESPONS SOLIDAIR	0	93.437	93.437
**D	FCPE GPE FMC FCE DIV BNP	0	34.092	34.092
**D	FCPE FONDS BOEHRINGER	0	114.401	114.401
**D	ICPE LIMACTIF	0	79.045	79.045
**D	FCP RATIO-FONDS COLLINE 1	0	3.151.028	3.151.028
**D	AXA INDICE EURO	0	574.879	574.879
**D	AGIPI MONDE DURABLE	0	292.647	292.647
**D	AXA AA DIVERSIFIE INDICIEL 1	0	503.187	503.187
**D	MULTIPAR SOLIDAIRE DYNA SR	0	1.840.324	1.840.324
**D	FCPE MULTIPAR EQ. SOC. RES	0	747.291	747.291
**D	FCPE MULTIPAR ACTS SR	0	1.075.074	1.075.074
**D	BNP PARIBAS ACT EUR RESP	0	234.736	234.736
**D	FCP FCE INVEST EURO	0	2.661.053	2.661.053
**D	FCP FRANCE INVEST. INTER	0	885.224	885.224
**D	FCP NF COLLINES INVEST 3	0	1.896.540	1.896.540
**D	FONDS DIVERSIFIE TEL 1 1 BOULEVARD	0	28.773	28.773
**D	FCP CNF ACTIONS EMU UBS	0	1.249.652	1.249.652
**D	FCP SAUR EPARGNE	0	139.570	139.570
**D	FCP EPARGNE EUROPE DYNAMIQUE	0	210.132	210.132
**D	ROSENBERG EUROBL0C	0	637.821	637.821
**D	FCP SAKKARAH 4	0	159.141	159.141
**D	FCP IRCOM RETRAITE DIVERSIFIE	0	80.650	80.650
**D	LM HARMONY	0	11.376	11.376
**D	KEMPEN EUROPEAN HIGH DIVIDEND FUND N.V.	0	1.371.390	1.371.390
**D	KEMPEN CAPITAL MANAGEMENT N V	0	1.713.175	1.713.175
**D	STICHT BEDRIJFT-FONDS VOOR DE MEDIA PNO	0	678.278	678.278
**D	KLESIA IF ACTIONS EURO	0	1.046	1.046
**D	BNP PARIBAS EQUITY - FOCUS ITALIA	0	156.823	156.823
**D	STICHTING AROLD DELHAIZE PENSIOEN	0	641.034	641.034
**D	FCP IRCOM RETRAITE DIVERSIFIE	0	284.556	284.556
**D	FCP SAKKARAH 2	0	130.013	130.013
**D	LEML INDEXALPHA	0	203.610	203.610
**D	FPE ESG PLUS	0	2.515.623	2.515.623
**D	FCP FFI ESG	0	111.576	111.576
**D	FCP FPE ESG	0	1.468.125	1.468.125
**D	FCP FPI ESG PLUS	0	1.121.751	1.121.751
**D	FONDS DE RESERVE POUR LES RETRAIT.	0	2.575.035	2.575.035
**D	FCP VILLIERS ACTIONS EUROPE SYST	0	1.048.555	1.048.555
**D	JANUS HENDERSON ADAPTIVE GLOBAL ALLOCATI	0	592	592
**D	JANUS HENDERSON INTERNATIONAL MANAGED VO	0	143.555	143.555
**D	DNCA MF VALUE EUROPE	0	369.798	369.798

1281

LISTA ESITO DELLE VOTAZIONE
 Oggetto: Relazione sulla politica di remunerazione e sui compensi corrisposti - Seconda sezione: relazione sui compensi corrisposti (deliberazione non vincolante)
 FAVOREVOLI

Badge	Ragione Sociale	Proprio	Delega	Totale
**D	CNP DNCA EUROPE GROWTH	0	705.981	705.981
**D	WORLD TRADE ORGANIZATION PENSION PLAN	0	76.578	76.578
**D	PICTET CH INSTITUTIONAL - EUROPEAN	0	585.689	585.689
**D	BANQUE PICTET & CIE SA	0	110.595	110.595
**D	TURICUM AKTIEN UND IMMOBILIENWERTSCHRIFT	0	519.457	519.457
**D	MIGROS PENSIONKASSE	0	29.355	29.355
**D	RAIFFEISEN INDEX FONDS EURO STOXX 50	0	145.514	145.514
**D	SWISS LIFE LUXEMBOURG SA	0	475.720	475.720
**D	PICTET CE-GLOBAL EQUITIES	0	92.131	92.131
**D	PICTET GLOBAL SELECTION FUND - GLOB	0	62.405.479	62.405.479
**D	PICTET GLOBAL SELECTION FUND	0	3.009.135	3.009.135
**D	PICTET - MULTI ASSET GLOBAL	0	130.163	130.163
**D	QUABRO CAPITAL FUNDS (LUX)	0	364.562	364.562
**D	PICTET CLEAN ENERGY	0	5.773.381	5.773.381
**D	PICTET - GLOBAL MEGATREND SELECTION	0	5.642.023	5.642.023
**D	PICTET-EUROLAND INDEX	0	436.391	436.391
**D	PICTET-EUROPE INDEX	0	1.455.974	1.455.974
**D	WORLD EQUITY ACTIVE MOTHER FUND	0	31.718	31.718
**D	INDEX MOTHER FUND EURO AREA EQUITY	0	65.778	65.778
**D	DL INTERNATIONAL RESEARCH OPEN MOTHER FO	0	1.421.994	1.421.994
**D	GLOBAL HIGH DIVIDEND EQUITY MOTHER FUND	0	634.700	634.700
**D	SHINKO GLOBAL EQUITY INDEX MOTHER FUND	0	4.268	4.268
**D	FOREIGN STOCK INDEX MOTHER FUND ONAL DEVELOPED COUNTRIES INDEX MOTHER FUNDD	0	258.734	258.734
**D	DAIWA PAN EUROPEAN HIGH DIVIDEND YIELD STOCK MOTHER FUND	0	62.990	62.990
**D	GIVI GLOBAL EQUITY FUND A SERIES TRUST OF GLOBAL MULTI STRATEGY	0	38.757	38.757
**D	DANSKE INVEST EUROPE HIGH DIVIDEND FUND	0	473.875	473.875
**D	DANSKE INVEST EUROPEAN EQUITY FUND	0	945.983	945.983
**D	AMF AKTIEFOND EUROPA C/O AMF FONDER AB	0	2.153.176	2.153.176
**D	AMF AKTIEFOND GLOBAL C/O AMF FONDER AB	0	1.372.202	1.372.202
**D	AMF AKTIEFOND VARLDEN C/O AMF FONDER AB	0	331.405	331.405
**D	KAPAN PENSIONER FORSAKRINGSFORENING	0	1.082.273	1.082.273
**D	KAPITFORENI INSTIT INVEST GLOBALE AKTIER	0	518.730	518.730
**D	INVESTERINGSFORENINGEN BANKINVEST EUROPA SMALL CAP AKTIER KL	0	1.483.158	1.483.158
**D	VELLIV. PENSION & LIVSFORSIKRING A/S	0	31.015	31.015
**D	VERDIPAPIRFONDET EQUINOR AKSJER EUROPA	0	238.213	238.213
**D	ROBECO CAPITAL GROWTH FUND	0	511.950	511.950
**D	ASR LEVENSVZERKEERING N.V.	0	92.000	92.000
**D	STICHTING ASR BEWAARDER	0	106.073	106.073
**D	DEGROEF PETERCAM ASSET MANAGEMENT REPRESENTING ARGENTA PENSIOENS PAAR FONDS DEFENSIVE	0	493.988	493.988
**D	DEGROEF PETERCAM ASSET MANAGEMENT REPRESENTING ERGO FUND	0	1.910.651	1.910.651
**D		0	48.949	48.949
**D		0	2.019.300	2.019.300
**D		0	52.000	52.000

1282

LISTA ESITO DELLE VOTAZIONE

Oggetto: Relazione sulla politica di remunerazione e sui compensi corrisposti - Seconda sezione: relazione sui compensi corrisposti (deliberazione non vincolante) FAVOREVOLI

Badge	Ragione Sociale	Proprio	Delega	Totale
**D	EQUINOR PENSJON	0	530.000	530.000
**D	EQUINOR INSURANCE A S	0	110.000	110.000
**D	MOMENTUM INVESTMENT FUNDS SICAV-SIF	0	27.897	27.897
**D	STICHTING SHELL PENSIOENFONDS	0	1.653.927	1.653.927
**D	ROBECO UMBRELLA FUND I N.V.	0	238.968	238.968
**D	FUNDACAO CALOUSTE GULBENKIAN	0	21.034	21.034
**D	ARGENTA DP	0	1.149.700	1.149.700
**D	KEMPEN INTERNATIONAL FUNDS	0	560.900	560.900
**D	BLACKROCK INSTITUTIONAL POOLED FUNDS PLC	0	1.125.212	1.125.212
**D	PENSIONSKASSE SBB	0	323.124	323.124
**D	NFS LIMITED TRAFALGAR COURT ADMIRAL PARK ST. PETER PORT	0	1.046.687	1.046.687
**D	SHELL TRUST (BERMUDA) LIMITED AS TRUSTEE OF THE SHELL OVERSEAS CONTRIBUTORY PENSION FUND	0	739.355	739.355
**D	SHELL TRUST (BERMUDA) LIMITED AS TRUSTEE OF THE SHELL INTERNATIONAL PENSION FUND	0	97.795	97.795
**D	NFS LIMITED TRAFALGAR COURT ADMIRAL PARK ST. PETER PORT	0	314.603	314.603
**D	DEKA INVESTMENT GMBH RE DEKA-BASIS	0	17.500	17.500
**D	DEKA INVESTMENT GMBH RE DEKA-DIVIDEND VA	0	1.040.000	1.040.000
**D	DEKA INVEST DEKA EURO STOXX 50 - UCITS	0	2.629.188	2.629.188
**D	DEKA INVESTMENT GMBH	0	132.282	132.282
**D	DEKA INVEST GMBH RE DEKA-BAV-FONDS	0	188.148	188.148
**D	DEKA INVEST. RE DEKA-DIVIDENDDISCOUNT	0	182.800	182.800
**D	DEKA INVESTMENT GMBH RE DEKASPEZIAL	0	170.000	170.000
**D	DEKA INVESTMENT GMBH RE NASPA-AKTIE	0	4.114.044	4.114.044
**D	DEKA INVESTMENT GMBH RE DEKA	0	1.407.000	1.407.000
**D	DEKA INVESTMENT GMBH RE PKBME	0	48.350	48.350
**D	DEKA INVEST RE DEKA-EUROLAND BALANCE	0	2.024.050	2.024.050
**D	DEKA INVEST GMBH RE BALANCE DYNAMISCH	0	31.685	31.685
**D	DEKA INVESTMENT GMBH RE DEKA-BR 75	0	53.493	53.493
**D	DEKA INVESTMENT GMBH RE DEKA-BR 85	0	243.443	243.443
**D	DEKA INVESTMENT GMBH RE DEKA-BR 100	0	960.000	960.000
**D	DEKA INVESTMENT GMBH RE DEKAFUTUR-CHEANCE	0	120.010	120.010
**D	DEKA INVEST RE/DEKAFUTUR-WACHSTUM	0	49.700	49.700
**D	DEKA INVEST RE/DEKAFUTUR-ERTRAG	0	6.860	6.860
**D	DEKA INVEST GMBH RE DEKA-NACHH KOM	0	270.428	270.428
**D	DEKA INVESTMENT GMBH RE DEKA-BR 35	0	143.759	143.759
**D	DEKA INVESTMENT GMBH RE DEKA-BR 55	0	24.198	24.198
**D	DEKA INVEST GMBH RE SIGMA PLUS BALANCED	0	17.329	17.329
**D	DEKA INVEST RE SIGMA PLUS KONSERVATIV	0	19.093	19.093
**D	DEKA INVEST GMBH RE DEKA MEGATRENDS	0	290.000	290.000
**D	DEKA INV GMBH RE DEKA EUROPA AKTN STRATE	0	140.000	140.000
**D	DEKA INVEST GMBH RE NUILL-FONDS	0	8.000	8.000
**D	DEKA INV GMBH R DEK MSCI WORLD UCITS ETF	0	13.579	13.579
**D	DEKA INVEST.GMBH RE BEROLINAREN DEKA	0	29.520	29.520
**D	DEKA INVEST DIVIDENDENSTRATEGIE	0	11.500.000	11.500.000

1283

LISTA ESITO DELLE VOTAZIONE

Oggetto: Relazione sulla politica di remunerazione e sui compensi corrisposti - Seconda sezione: relazione sui compensi corrisposti (deliberazione non vincolante)
FAVOREVOLI

Badge	Ragione Sociale	Proprio	Delega	Totale
**D	DEKA INVEST GMBH RE DEKA-PB DEFENSIV	0	14.914	14.914
**D	DEKA INVEST GMBH RE MSCI EUROPE LC UCITS	0	43.504	43.504
**D	DEKA INV. GMBH DEKA MSCI EUROPE UCITS ET	0	404.971	404.971
**D	DEKA INV. GMBH RE DEKA ST.EUR.50 UCI ETF	0	64.307	64.307
**D	H.E.S.T. AUSTRALIA LIMITED	0	423.791	423.791
**D	MINE SUPERANNUATION FUND	0	378.651	378.651
**D	LGIA SUPER TRUSTEE AS TRUSTEE FOR LGIA	0	411.351	411.351
**D	VANGUARD INTERNATIONAL SHARE INDEX FUND	0	215.960	215.960
**D	VANGUARD INTERNATIONAL SHARE INDEX FUND	0	2.450.143	2.450.143
**D	CONSTRUCTION AND BUILDING UNIONS SUPER F	0	707.670	707.670
**D	AUSTRALIANSUPER	0	12.061	12.061
**D	SAS TRUSTEE CORPORATION POOLED FUND	0	402.840	402.840
**D	NEW YORK STATE COMMON RETIREMENT FUND	0	7.379.754	7.379.754
**D	DBS ASSET MANAGEMENT LIFE LTD	0	4.072.560	4.072.560
**D	IUCRF PTY LTD FOR THE LABOUR UNION CO-OPERATIVE RETIREMENT FUND	0	41.206	41.206
**D	OPTIMX WHOLESale GLOBAL SHARE TRUST	0	207.400	207.400
**D	BANCO CENTRAL DE TIMOR-LESTE (BCTL)	0	616.133	616.133
**D	CONNECTICUT GENERAL LIFE INSURANCE COMPANY	0	99.518	99.518
**D	STANDARD CHARTERED BANK HONG KONG RETIRE	0	22.246	22.246
**D	JPMORGAN CHASE BANK - PB - CANADA F	0	17.495	17.495
**D	JPMORGAN CHASE BANK - PB - UNITED STATES CORPORATIONS	0	18.355	18.355
**D	FOREIGN SECURITIES TRUST #1	0	1.106.048	1.106.048
**D	JPMORGAN CHASE BANK - PB - US FOUNDATION	0	16.037	16.037
**D	JPMORGAN CHASE BANK - PB - UNITED STATES PARTNERSHIP	0	155.087	155.087
**D	JPMORGAN CHASE BANK - PB - US TAX EX ENT	0	13.648	13.648
**D	JPMORGAN CHASE BANK - PB - UNITED STATES TRUSTS	0	15.985	15.985
**D	JPMORGAN CHASE BANK - PB - UNITED STATES TRUSTS - CRA TREATY	0	76.829	76.829
**D	JPMORGAN CHASE BANK - PB - UNITED STATES INDIVIDUALS	0	13.728	13.728
**D	COMMINGLED PENSION TRUST FUND (INTERNATIONAL ADVANTAGE) OF JPMORGAN CHASE BANK	0	266.444	266.444
**D	ROCKEFELLER & CO., INC	0	1.717.344	1.717.344
**D	BANCO CENTRAL DE TIMOR-LESTE (BCTL)	0	563.611	563.611
**D	TELSTRA SUPERANNUATION SCHEME	0	49.989	49.989
**D	JEFFREY LLC	0	13.137	13.137
**D	CTIVE - LAZARD INTERNATIONAL EQUITY ADVANTAGE FUND	0	6.321.550	6.321.550
**D	JPMORGAN GLOBAL MACRO OPPORTUNITIES FUND	0	104.065	104.065
**D	CONNING PENS TR FU EU DYN RED EQ C JPM N	0	555.754	555.754
**D	JPMORGAN CHASE BANK - PB - CANADA F	0	28.648	28.648
**D	CAPCO TRUST JERSEY LIMITED AS TRUSTEE OF	0	39.652	39.652
**D	BANK OF MAURITIUS	0	57.254	57.254
**D	ANZ WHOLESale INTERN-SHARE NO. 1 FUND	0	24.932	24.932
**D	BRUNEL SHELL RETIREMENT BENEFIT FUND	0	12.612	12.612
**D	CGMEV, LLC	0	31.499	31.499
**D	JPMORGAN GLOBAL CORE REAL ASSETS LIMITED	0	16.683	16.683

1284

LISTA ESITO DELLE VOTAZIONI

Oggetto: Relazione sulla politica di remunerazione e sui compensi corrisposti - Seconda sezione: relazione sui compensi corrisposti (deliberazione non vincolante)
FAVOREVOLI

Badge	Ragione Sociale	Proprio	Delega	Totale
**D	TCORPIM INTERNATIONAL SHARE (UNHEDED) F	0	90.533	90.533
**D	ANZ PRIVATE GLOBAL EQUITIES TRUST	0	126.400	126.400
**D	THE BOEING COMPANY EMPLOYEE RETIREMENT P	0	1.150.334	1.150.334
**D	THE BOEING COMPANY EMPLOYEE RETIREMENT P	0	805.510	805.510
**D	DEKA INVEST GMBH RE A-VSA-FONDS	0	112.743	112.743
**D	BLACKROCK INTERNATIONAL ALPHA TILTS FUND	0	20.389	20.389
**D	ISHARES ALLCOUNTRY EQUITY INDEX FUND	0	33.668	33.668
**D	JPMORGAN SAR EUROPEAN FUND 50/F	0	1.057.899	1.057.899
**D	CAPITAL GROUP GLOBAL EQUITY FUND	0	327.981	327.981
**D	BLACKROCK FISSION INDEXED INTL EQUITY FD	0	137.193	137.193
**D	CHINA LIFE INSURANCE (GROUP) COMPANY	0	6.220	6.220
**D	SUPERANNUATION FUNDS MANAGEMENT COR	0	126.000	126.000
**D	ADVANCE INTERNATIONAL SHARE INDEX FUND	0	667.619	667.619
**D	ANZ WHOLESALE INTERNATIONAL SHARE NO. 3 FU	0	908.600	908.600
**D	ONEPATH GLOB SHARES LARGE CAP UNHED IN P	0	667.905	667.905
**D	CELINA LIFE INSURANCE COMPANY LIMITED	0	93.900	93.900
**D	ACCIDENT COMPENSATION CORPORATION	0	862.082	862.082
**D	TELSTRA SUPERANNUATION SCHEME	0	644.992	644.992
**D	IBM PERSONAL PENSION PLAN TRUST	0	420.984	420.984
**D	MTBJ DAIDO LIFE FOREIGN EQUITY MOTHER FD	0	32.533	32.533
**D	ISHARES WHOLESALE SCREENED INT EQ IND F	0	52.625	52.625
**D	SUPERANNUATION FUNDS MANAGEMENT CORPORAT	0	61.001	61.001
**D	SUPERANNUATION FUNDS MANAGEMENT CORP	0	13.231	13.231
**D	TCORPIM INTERNATIONAL SHARE (UNHEDED) F	0	386.086	386.086
**D	WSP INTERNATIONAL EQUITIES TRUST	0	362.672	362.672
**D	BT WHOLESALE MULTI MANAG INTL SHARE FUND	0	95.831	95.831
**D	CAPITAL GROUP EMPLOYEE BENEFIT INV TRUST	0	11.692.424	11.692.424
**D	KOOKMIN BANK ACTING AS TRUSTEE OF KIM PRIVATE NOBLE CLASS GLOBAL EQUITY MASTER INVESTMENT TRUST	0	18.971	18.971
**D	JF MORGAN CHASE RETIREMENT PLAN	0	230.801	230.801
**D	QANTAS SUPERANN. LTD ATF QANTAS SUP. PLAN	0	464.025	464.025
**D	ISHARES WHOLESALE INTERN EQ INDEX FUND	0	546.460	546.460
**D	DEKA INV GMBH RE DONAU-LCR-FUNDMASTER	0	129.943	129.943
**D	SUPER FUNDS MANAG CORP SOUTH AUSTRALIA	0	1.071.069	1.071.069
**D	JPMORGAN LIFE LIMITED	0	12.546	12.546
**D	IBM PERSONAL PENSION PLAN TRUST	0	56.611	56.611
**D	JPMORGAN FUND I I ICVC-JPM DIVERSIFIED GROWTH FUND	0	10.951	10.951
**D	UBS FTSE RAFI DEVELOPED 1000 INDEX FUND	0	63.484	63.484
**D	JPMORGAN MULTI ASSET TRUST PLC	0	165.452	165.452
**D	RETIREMENT INCOME PLAN OF SAUDI ARABIAN OIL COMPANY	0	112.605	112.605
**D	NVIT INTERNATIONAL INDEX FUND	0	1.144.251	1.144.251
**D	FLEXSHAR.MORN.DEV.MARK.EX-US FAC.TILT IN	0	272.321	272.321
**D	SBC MASTER PENSION TRUST 208	0	194.331	194.331
**D	T ROWE PRICE INTERNATIONAL EQUITY INDEX	0	568.905	568.905

1285

Assemblea Ordinaria del 14 maggio 2020

LISTA ESITO DELLE VOTAZIONE

Oggetto: Relazione sulla politica di remunerazione e sui compensi corrisposti - Seconda sezione: relazione sui compensi corrisposti (deliberazione non vincolante)
FAVOREVOLI

Badge	Ragione Sociale	Proprio	Delega	Totale
**D	INTERNATIONAL GROWTH AND INCOME FUND	0	44.202.645	44.202.645
**D	EQ ADVISORS TRUST EQ-GLOBAL EQUITY MANAG	0	322.812	322.812
**D	EQ ADV. TRUST AXA INTL.CORE MANAGED VOLA	0	411.344	411.344
**D	REYNOLDS AMERICAN DEFINED BENEFIT MASTER	0	161.566	161.566
**D	SOUTHERN COMPANY SYSTEM MASTER RETIREMEN	0	1.577.883	1.577.883
**D	MINISTRY OF ECONOMY AND FINANCE	0	85.193	85.193
**D	MINISTRY OF ECONOMY AND FINANCE	0	86.468	86.468
**D	MINISTRY OF ECONOMY AND FINANCE	0	642.167	642.167
**D	MINISTRY OF ECONOMY AND FINANCE	0	8.394.776	8.394.776
**D	NEW WORLD FUND INC.	0	437.925	437.925
**D	MINISTRY OF ECONOMY AND FINANCE	0	40.611.209	40.611.209
**D	NEW PERSPECTIVE FUND	0	104.040.486	104.040.486
**D	EUROPACIFIC GROWTH FUND	0	76.355.397	76.355.397
**D	AMERICAN BALANCED FUND	0	60.965.188	60.965.188
**D	CAPITAL INCOME BUILDER INC	0	667.601	667.601
**D	EQ ADVISORS TRUST-AXA INTL.VALUE MANAGED	0	196.520.535	196.520.535
**D	THE INCOME FUND OF AMERICA	0	118.070.795	118.070.795
**D	CAPITAL WORLD GROWTH & INCOME FUND INC	0	6.005.846	6.005.846
**D	FLEXSHARES STOXX GLOBAL BROAD INFRASTRUC	0	16.739	16.739
**D	FLEXSHARES STOXX GLOBAL ESG IMPACT INDEX	0	319.913	319.913
**D	SBC MASTER PENSION TRUST	0	4.285.087	4.285.087
**D	MINISTRY OF ECONOMY AND FINANCE	0	168.909	168.909
**D	ABU DHABI RETIREMENT PENSIONS AND BENEFIT	0	53.211	53.211
**D	ASPIRANT RISK MANAGED GLOBAL EQUITY FUN	0	1.156.238	1.156.238
**D	EQ ADVISORS TRUST - EQ/INTERNATIONAL MAN	0	838.742	838.742
**D	EQ ADVISORS TRUST - ATM INTERNATIONAL MA	0	68.192	68.192
**D	FLEXSHARES INTERNATIONAL QUALITY DIVIDEND DEFENSIVE INDEX FUND	0	932.702	932.702
**D	JNL/MELLON CAPITAL INTINAL INDEX FUND	0	38.400	38.400
**D	GOLDMAN SACHS TRUST - GOLDMAN SACHS ABSOLUTE RETURN TRACKER FUND	0	268.562	268.562
**D	GOLDMAN SACHS TRUST- GOLDMAN SACHS INTER	0	5.202.128	5.202.128
**D	PUBLIC EMPLOYEES RETIREMENT SYSTEM OF OHIO	0	29.834.073	29.834.073
**D	MTB GOVERNMENT PENSION INVESTMENT FUND 4	0	9.362.051	9.362.051
**D	THE MASTER TRUST BANK OF JAPAN LTD	0	113.520	113.520
**D	JPMORGAN FUND ICVC - JPM GLOBAL EQUITY I	0	325.704	325.704
**D	JPMORGAN FUND ICVC - JPM EUROPE FUND	0	1.609.200	1.609.200
**D	JPM EUROPE DYNAMIC (EX UK) FUND	0	3.274.548	3.274.548
**D	JPMORGAN FUND ICVC - JPM GLOBAL CONSUMER	0	241.483	241.483
**D	JPMORGAN LIFE LIMITED	0	78.062	78.062
**D	JPM FUND ICVC-JPM MULTI-ASSET INCOME FD	0	70.670	70.670
**D	JPMORGAN FUND ICVC - JPM EUROPE FUND	0	1.038.395	1.038.395
**D	SHELL PENSIONS TRUST LIMITED AS TRU	0	199.717	199.717
**D	HAMPSHIRE COUNTY COUNCIL PENSION FUND	0	1.170.202	1.170.202
**D	JOHN LEWIS PARTNERSHIP TRUST FOR PENSION	0	237.171	237.171
**D	NATIONAL FARMERS UNION MUTUAL INSURANCE	0		

LISTA ESITO DELLE VOTAZIONE

Oggetto: Relazione sulla politica di remunerazione e sui compensi corrisposti - Seconda sezione: relazione sui compensi corrisposti (deliberazione non vincolante) FAVOREVOLI

Badge	Ragione Sociale	Proprio	Delega	Totale
**D	TEL PENSION FUND	0	1.546.579	1.546.579
**D	STITCHING PENSIONFONDS MEDISCH SPECIALI	0	89.320	89.320
**D	THE BARCLAYS BANK UK RETIREMENT FUND	0	66.144	66.144
**D	THE MASTER TRUST BANK OF JAPAN, LTD. AS TRUSTEE FOR MUTBA00045792	0	4.853.457	4.853.457
**D	VANGUARD TOTAL INTERNATIONAL STOCK INDEX	0	135.366.654	135.366.654
**D	VANGUARD FID COMPANY EUROPEAN STOCK INDE	0	382.960	382.960
**D	PRUDENTIAL LEGACY INSURANCE COMPANY NJ	0	429.892	429.892
**D	MTB FOR GOVERNMENT PENSION FD45826	0	4.348.059	4.348.059
**D	THE MASTER TRUST BANK OF JAPAN LTD	0	16.046.071	16.046.071
**D	HONG KONG EXPORT CREDIT INSURANCE CORPDR	0	8.564	8.564
**D	GOVERNMENT SUPERANNUATION FUND	0	312.372	312.372
**D	STATE OF CALI SAV PLUS PROG MASTER TRUST	0	8.852	8.852
**D	DEKA INTERNATIONAL S.A. RE HASPA MU	0	16.200	16.200
**D	INTERNATIONAL FUND MANAGEMENT S.A. RE STRATEGIECONCEPT VM BC	0	37.700	37.700
**D	DEKA VERMOGENSMANAGEMENT GMBH RE KEFFLER	0	112.850	112.850
**D	DEKA INVEST MBH VIUS FIRST VALUE FONDS	0	430.000	430.000
**D	DEKA INVEST RE DEKA TRUST BALANCED-FONDS	0	206.464	206.464
**D	DEKA A-DIM-WETZLAR-BALANCED-FONDS	0	27.900	27.900
**D	DEKA A-DIM-WETZLAR-FONDS	0	36.096	36.096
**D	DEKA INVESTMENT GMBH RE AUW-FONDS	0	28.135	28.135
**D	DEKA INVEST GMBH RE DEKA MULT ASS TOT RE	0	9.137	9.137
**D	DEKA A-DOR-FONDS	0	131.979	131.979
**D	DEKA INVEST RE INTER-ESSEN-FONDS	0	22.017	22.017
**D	DEKA INVESTMENT GMBH RE DOHAMUN-FONDS DER IHK ZU DORTMUND	0	1.807	1.807
**D	DEKA INVEST GMBH MULDENTAL FONDS	0	66.000	66.000
**D	DEKA INVESTMENT GMBH RE PENSIONS FONDS MA	0	22.279	22.279
**D	DEKA INVESTMENT GMBH RE BF MASTERFONDS	0	73.219	73.219
**D	DEKA A-BAD HERSFELD-FONDS	0	56.000	56.000
**D	DEKA INVESTMENT GMBH RE A-ABAL 91-FONDS	0	21.614	21.614
**D	DEKA INVESTMENT GMBH RE WI AKTIEN	0	63.718	63.718
**D	DEKA INV. GMBH RE ROLAND MASTERFONDS	0	68.405	68.405
**D	DEKA INV.A-BGL-FONDS	0	40.273	40.273
**D	DEKA INVESTMENT GMBH RE MV-FONDS	0	108.000	108.000
**D	DEKA INVESTMENT GMBH RE TBG FONDS	0	74.000	74.000
**D	INTERNATIONALE KAPITALANLAGEGESELLSCHAFT	0	120.000	120.000
**D	DEKA INVE GMBH RE DEKA-PRIVATEVORSORGE AS	0	250.000	250.000
**D	DEKA INVEST GMBH RE CHRISTOPHORUS FD	0	3.296	3.296
**D	DEKA INVEST GMBH RE AGR DENA	0	23.900	23.900
**D	DEKA INVESTMENT GMBH RE STADTFAHN-FONDS	0	6.302	6.302
**D	DEKA INVESTMENT GMBH RE DEKA-KSG-FONDS	0	31.564	31.564
**D	DEKA INVEST MAULBRONN-STROMBERG-FONDS	0	32.500	32.500
**D	DEKA INVEST REGIONALE WUPPERTAL-FONDS	0	2.919	2.919
**D	DEKA INVEST GMBH RE DEKA-SBO-FONDS	0	9.616	9.616

1287

LISTA ESITO DELLE VOTAZIONE

Oggetto: Relazione sulla politica di remunerazione e sui compensi corrisposti - Seconda sezione: relazione sui compensi corrisposti (deliberazione non vincolante)
FAVOREVOLI

Badge	Ragione Sociale	Proprio	Delega	Totale
**D	DEKA INVEST GMBH RE BODENSEE-FONDS	0	5.000	5.000
**D	DEKA INVESTMENT GMBH RE DEKA-BR 20	0	2.078	2.078
**D	DEKA INVESTMENT GMBH RE VER 03-FONDS	0	16.802	16.802
**D	DEKA INVEST RE KOMMUNAL-TUT-BALANCED -FO	0	34.500	34.500
**D	DEKA INVESTMENT GMBH RE A-AMISIA-FONDS	0	90.000	90.000
**D	DEKA INVESTMENT GMBH RE A-ASD-FONDS	0	39.300	39.300
**D	DEKA INVESTMENT GMBH RE A-KSK FULDA-FOND	0	64.100	64.100
**D	DEKA INVEST. A-NORDHAUSEN 2-FONDS	0	200.188	200.188
**D	DEKA INVEST.GMBH RE HUPPERTZ GLOBAL	0	2.248	2.248
**D	DEKA INVESTMENT GMBH RE A WITTRING ICR F	0	8.150	8.150
**D	DEKA INVESTMENT GMBH RE S BROKER 1 FONDS	0	12.000	12.000
**D	DEKA INVESTMENT GMBH RE A-SKGO-FONDS	0	8.500	8.500
**D	DEKA INVESTMENT GMBH RE LANDSBERG-FONDS	0	62.600	62.600
**D	DEKA INVEST GMBH RE PRHL 1-FONDS	0	20.000	20.000
**D	DEKA INVESTHE GMBH RE CHRONOS FUNDMASTER	0	110.000	110.000
**D	DEKA INVESTMENT GMBH RE WI DISCOUNT	0	1.155.000	1.155.000
**D	DEKA INVESTM GMBH RE A-HECKER-FONDS I	0	163.000	163.000
**D	SUEBIA FONDS	0	682.452	682.452
**D	BMW AG	0	94.987	94.987
**D	EPS	0	149.711	149.711
**D	OB 2	0	259.332	259.332
**D	VGW FOOLFONDS FAL	0	425.253	425.253
**D	DEKA VALUE PLUS	0	576.820	576.820
**D	ALLIANZGI-FONDS DSPT	0	446.141	446.141
**D	RAGS-FUNDMASTER	0	136.061	136.061
**D	VGW FOOLFONDS VOL AG I	0	318.493	318.493
**D	ARTEMIS INSTITUTIONAL GLOBAL CAPITAL FUN	0	118.037	118.037
**D	THE MASTER TRUST BANK OF JAPAN LTD	0	4.538.628	4.538.628
**D	UI-E	0	212.510	212.510
**D	NATIONAL PENSION INSURANCE FUND	0	129.639	129.639
**D	NATIONWIDE BAILARD INTERNATIONAL EQUIT F	0	150.000	150.000
**D	NATIONWIDE INTERNATIONAL INDEX FUND	0	727.837	727.837
**D	JFMORGAN EUROPEAN INVESTMENT TRUST PLC	0	737.308	737.308
**D	INTERNATIONAL FUND MANGEMENT S.A. RE GLO	0	63.000	63.000
**D	INTERNATIONAL FUND MANGEMENT S.A. RE IFM	0	427.000	427.000
**D	INTERNATIONAL FUND MANGEMENT S.A. RE IF	0	3.500.000	3.500.000
**D	DEKA INTERNATIONAL S.A. RE DEKA-EUROPAVA	0	146.208	146.208
**D	DEKA INTL S.A GLOBALE AKTIEN LOWRISK	0	1.765.037	1.765.037
**D	DEKA INTERNATIONAL S.A RE DEKALUX-EUROPA	0	700.000	700.000
**D	DEKA INTERNATIONAL S.A. RE DEKAMULTI ASSET ERUFAG	0	2.291.783	2.291.783
**D	INTERNATIONAL FUND MANGEMENT S.A.	0	23.535	23.535
**D	DEKA INTERNATIONAL S.A RE DEKA-EURO PAGARANT	0	272.179	272.179
**D	EQ ADVISORS TRUST - 1290 VT SMARTBETA EQ	0	10.720	10.720

Assemblea Ordinaria del 14 maggio 2020

LISTA ESTO DELLE VOTAZIONE

Oggetto: Relazione sulla politica di remunerazione e sui compensi corrisposti - Seconda sezione: relazione sui compensi corrisposti (deliberazione non vincolante) FAVOREVOLI

Badge	Ragione Sociale	Proprio	Delega	Totale
**D	JNL/BLACKROCK GLOBAL ALLOCATION FUND	0	2.863.996	2.863.996
**D	JNL BLACKROCK ADVANTAGE INTERNATIONAL FU	0	13.446	13.446
**D	EQ ADVISORS TR EQ TEMPLE GLOB EQ M VO P	0	75.362	75.362
**D	BOILERMAKERS NATIONAL ANNUITY TRUST	0	94.702	94.702
**D	T. FOWE PRICE GLOBAL EQUITY FUND	0	8.823	8.823
**D	VANTAGE TRUST III MAST COLLECT INVE FU TR	0	540.339	540.339
**D	THE MASTER TRUST BANK OF JAPAN LTD	0	4.933	4.933
**D	BBF INKA	0	99.418	99.418
**D	THE NATIONAL FARMERS UNION MUTUAL INS LINK FEN	0	75.110	75.110
**D	THE MASTER TRUST BANK OF JAPAN LTD	0	605.155	605.155
**D	THE MASTER TRUST BANK OF JAPAN LTD	0	282.161	282.161
**D	BUREAU OF LABOR FUNDS- LABOR PENSION FUND	0	1.448.790	1.448.790
**D	BUREAU OF LABOR FUNDS- LABOR PENSION FUND	0	903.577	903.577
**D	BUREAU OF LABOR FUNDS- LABOR RETI FUND	0	157.648	157.648
**D	BUREAU OF LABOR FUNDS- LABOR RETI FUND	0	92.701	92.701
**D	BUREAU OF LABOR FUNDS- LABOR INSURANCE FU	0	80.014	80.014
**D	NEW YORK STATE COMMON RETIREMENT FUND	0	5.197.739	5.197.739
**D	NEW YORK STATE COMMON RETIREMENT FU	0	4.417.278	4.417.278
**D	MISSOURI EDUCATION PENSION TRUST	0	342.833	342.833
**D	STATE OF WYOMING	0	455.278	455.278
**D	ARTEMIS GLOBAL EQUITY INCOME FUND	0	2.197.126	2.197.126
**D	ARTEMIS EUROPEAN GROWTH FUND	0	1.104.400	1.104.400
**D	AXA ROSENBERG EUROPEAN FUND	0	23.730	23.730
**D	KUNAIT FUND FOR ARAB ECONOMIC DEVELOPMEN	0	53.190	53.190
**D	BLACKROCK MULTI-ASSET INC.PORTE.OF BLACK	0	1.444.940	1.444.940
**D	BLACKROCK INTERNATIONAL INDEX V.I.FUND OF BLACKROCK VARIABLE SERIES FUNDS INC.	0	103.512	103.512
**D	THE MASTER TRUST BANK OF JAPAN LTD	0	137.132	137.132
**D	THE MASTER TRUST BANK OF JAPAN LTD	0	5.913	5.913
**D	THE MASTER TRUST BANK OF JAPAN LTD	0	3.597.991	3.597.991
**D	BLACKROCK INSTITUTIONAL TRUST COMPA	0	16.183.903	16.183.903
**D	BLACKR INS T COMP NA INV F FOR EMP BEN T	0	58.770.455	58.770.455
**D	BLACKROCK MSCI EAFE EQUITY INDEX NON-LENDABLE FUND	0	1.960.964	1.960.964
**D	TRUST AND CUSTODY SERVICES BANK, LTD. AS TRUSTEE FOR MHTB AS TRUSTEE FOR MEAM INTERNATIONAL EQUITY INDEX MOTHER FUND	0	0	0
**D	61.695	61.695	0	0
**D	TRUST AND CUSTODY SERVICES BANK LIMITED	0	693.341	693.341
**D	VETC INST TOTAL INT STOCK MARKET IND TRU	0	3.644.797	3.644.797
**D	WASHINGTON STATE INVESTMENT BOARD	0	5.530.259	5.530.259
**D	BLACKROCK MSCI EMU IMI INDEX FD B (EMUM	0	6.670	6.670
**D	MSCI WORLD EQUITY ESG SCREENED INDE	0	1.039.964	1.039.964
**D	MSCI EUROPE EQUITY INDEX FUND B (EU	0	6.728.595	6.728.595
**D	MSCI ACWI EX-U.S. IMI INDEX FUND B2	0	489.235	489.235
**D	MSCI EUROPE EQUITY ESG SCREENED INDEX FUND B	0	8.835	8.835
**D	EUROPE EQUITY INDEX ESG SCREENED FU	0	517.658	517.658

LISTA ESITO DELLE VOTAZIONE

Oggetto: Relazione sulla politica di remunerazione e sui compensi corrisposti - Seconda sezione: relazione sui compensi corrisposti (deliberazione non vincolante) FAVOREVOLI

Badge	Ragione Sociale	Proprio	Delega	Totale
**D	EUROPE EX-UK ALPHA TILTS ESG SCREEN	0	46.687	46.687
**D	INTERNATIONAL ALPHA TILTS FUND B (I	0	193.432	193.432
**D	GLOBAL EX US ALPHA TILTS FUND B	0	38.819	38.819
**D	JPMORGAN GLOBAL RESEARCH ENHANCED IND FU	0	890.992	890.992
**D	JPMORGAN GLOBAL ALLOCATION FUND	0	539.940	539.940
**D	JPMORGAN EUROPE DYNAMIC FUND	0	1.413.470	1.413.470
**D	JPMORGAN INCOME BUILDER FUND	0	2.088.367	2.088.367
**D	JPMORGAN DIVERSIFIED RETURN GLOB EQ ETF	0	25.889	25.889
**D	JPMORGAN INSURANCE TRUST GLOBAL ALLOC FO	0	12.172	12.172
**D	JPMORGAN INSURANCE TRUST INCOME BULD FO	0	14.000	14.000
**D	JPMORGAN DIVERSIFIED RETURN EUROPE EQUITY ETF	0	7.631	7.631
**D	JPMORGAN DIVERSIF RETURN INTERNAT EQ ETF	0	103.113	103.113
**D	JPMORGAN INTERNATIONAL ADVANTAGE FUND	0	566.410	566.410
**D	JPMORGAN INTERNAT.RESEARCH ENHANCED EQUI	0	8.450.245	8.450.245
**D	JPMORGAN MACRO OPPORTUNITIES FUND	0	28.814	28.814
**D	JPMORGAN BETABUILDERS INTERNATIONAL	0	25.505	25.505
**D	JPMORGAN BETABUILDERS EUROPE ETF	0	2.321.720	2.321.720
**D	THRIFT SAVINGS PLAN	0	28.239.959	28.239.959
**D	CDN MSCI EAFE MINIMUM VOLATILITY INDEX F	0	11.464	11.464
**D	BLACKROCK CDN MSCI EAFE EQUITY INDEX FUN	0	3.628.989	3.628.989
**D	BLACKROCK CDN MSCI EAFE INDEX PLUS FUND	0	63.073	63.073
**D	BLACKROCK CDN WORLD INDEX FUND	0	420.667	420.667
**D	STICHTING PENSIOENFONDS VOOR HUISARTSEN	0	269.468	269.468
**D	JPMORGAN FUND ICVC - JPM GLOBAL RESEARCH ENHANCED INDEX EQUITY FUND	0	82.117	82.117
**D	JPMORGAN INTERNATIONAL HEDGED EQUITY FUN	0	102.001	102.001
**D	COMINGLED PENSION TR FUN INT OPPORTUNIT	0	2.350.905	2.350.905
**D	JPMORGAN DIVERSIFIED FUND	0	70.626	70.626
**D	COLUMBIA GLOBAL INFRASTRUCTURE FUND	0	806.744	806.744
**D	STATE FARM INSURANCE CO EMPLOYEE RETIREM	0	1.698.117	1.698.117
**D	COLUMBIA CAPITAL ALLOCATION AGGRESSIVE P	0	4.214	4.214
**D	COLUMBIA CAPITAL ALLOCATION CONSERVAT FO	0	1.036	1.036
**D	COLUMBIA CAPITAL ALLOCATION MODERATE POR	0	5.100	5.100
**D	COLUMBIA CAPITAL ALLOCATION MODER AGG F	0	3.557	3.557
**D	COLUMBIA CAPITAL ALLOCAT MODER CONSER FO	0	1.582	1.582
**D	AQR FUNDS - 1290 SMARTBETA EQUITY FUND	0	12.000	12.000
**D	DELTA MASTER TRUST	0	1.076.422	1.076.422
**D	JPMORGAN ACCESS BALANCED FUND	0	15.680	15.680
**D	JPMORGAN ACCESS GROWTH FUND	0	22.225	22.225
**D	PROVEDA GLOBAL EQUITY, LP	0	26.882	26.882
**D	MULTI-MANAGER INTERNATIONAL EQUITY STRATEGIES FUND	0	3.936	3.936
**D	EQ ADVISORS TRUST - EQ/WEALTHCON E	0	843.273	843.273
**D	U S STEEL CORPO REPRES RETIREES BENEF TR	0	79.265	79.265
**D		0	11.658	11.658

220

15

Assemblea Ordinaria del 14 maggio 2020

LISTA ESITO DELLE VOTAZIONI

Oggetto: Relazione sulla politica di remunerazione e sui compensi corrisposti - Seconda sezione: relazione sui compensi corrisposti (deliberazione non vincolante)
FAVOREVOLI

Badge	Regione Sociale	Proprio	Delega	Totale
**D	COMMINGLED PENSION TRUST FUND (GLOBAL OP	0	769.268	769.268
**D	FREDERICK S. UFTON FOUNDATION CAPITAL GU	0	25.030	25.030
**D	STATE OF NEW MEXICO STATE INVEST COUNCIL	0	2.129.343	2.129.343
**D	COMMINGLED PENSION TRUST FUND (INTREPID INTERNATIONAL) OF JPMORGAN CHASE BANK	0	3.340.088	3.340.088
**D	KATHERINE C. MOORE CHARITABLE LEAD ANNUITY TRUST II	0	14.425	14.425
**D	INVESCO OPPENHEIMER GLOBAL MULTI-AS	0	23.714	23.714
**D	NEW YORK LIFE INSURANCE AND ANNUITY CO	0	30.104	30.104
**D	MULTI-MANAGER DIRECTIONAL ALTERNATIVE STRATEGIES FUND	0	50.766	50.766
**D	CAPITAL GUARDIAN GLOBAL EQUITY FUND	0	510.459	510.459
**D	CAPITAL GROUP INTERNATIONAL EQUITY	0	2.620.227	2.620.227
**D	JPMORGAN INTERNATIONAL EQUITY PLUS FUND	0	26.887	26.887
**D	RETIREMENT PLAN FOR EMPLOYEES OF AETNA INC.	0	275.266	275.266
**D	DUKE ENERGY RETIREMENT SAVINGS PLAN	0	463.700	463.700
**D	THE KATHERINE MOORE REVOCABLE TRUST	0	15.133	15.133
**D	JAB CONSOLIDATED LTD	0	1.426	1.426
**D	F.M.KIRBY TRUST DATED 1/3/75 FBO FRED M. KIRBY III	0	6.505	6.505
**D	FM KIRBY TRUST DTD 1/3/75 FBO S DILLARD KIRBY	0	8.853	8.853
**D	FM KIRBY DTD TRUST 1/3/75 FBO JEFFERSON W KIRBY	0	6.506	6.506
**D	OSHARES FTSE EUROPE QUALITY DIVIDEND ETF	0	58.168	58.168
**D	CHURCH COMMISSIONERS FOR ENGLAND	0	42.664	42.664
**D	NM5-WIEQ-CNS ACCOUNT	0	9.200	9.200
**D	WIF-C S GBL LISIED INFRASTRUCTURE	0	87.189	87.189
**D	NM3 GLEQ GOG ACCOUNT	0	117.088	117.088
**D	NM5 GIEP NVN ACCOUNT	0	123.518	123.518
**D	NM5 WIEQ BRF ACCOUNT	0	24.400	24.400
**D	NM5-WIEQ-NVN ACCOUNT	0	45.671	45.671
**D	DPAM EQUITIES L	0	321.007	321.007
**D	DPAM L	0	27.100	27.100
**D	DPAM CAPITAL B	0	673.965	673.965
**D	DPAM HORIZON B	0	51.250	51.250
**D	DPAM DBI-RDT B	0	332.156	332.156
**D	DPAM INVEST B	0	2.274.132	2.274.132
**D	I.I.SICAV INSTITUTIONNELLE DE DROIT BELGE	0	380.000	380.000
**D	PRISMA FONDATION SUISSE D'INVESTISSEMENT PRISMA ESG WORLD EX-CH L.V.EQ. H	0	1.741	1.741
**D	MERRILL LYNCH PROFESSIONAL CLEARING CORP	0	265.297	265.297
**D	HELABA INVEST KAPITALANLAGEGESELLSCHAFT MBH	0	1.275.000	1.275.000
**D	BALCOISE FUND INVEST (CH)-AKTIEN WELT EX SCHWEIZ PASSIV CREDIT SUISSE FUNDS AG	0	8.605	8.605
**D	CREDIT SUISSE FUNDS AG ASAST AKTIEN AUSLAND MANDAT ALLIANZ GLOBAL INVESTORS	0	24.501	24.501
**D	CSIF (CH) III EQUITY WORLD EX CH VALUE WEIGHTED - PENSION FUND CREDIT SUISSE FUNDS AG	0	49.626	49.626
**D	AXA VORSORGE FONDS II - EQUITIES GLOBAL MARKETS CREDIT SUISSE FUNDS AG	0	45.076	45.076
**D	SZKB STRATEGIEFONDS WACHSTUM CREDIT SUISSE FUNDS AG	0	40.698	40.698
**D	PK CSG WORLD EQUITY CREDIT-SUISSE FUNDS AG	0	92.562	92.562
**D	SZKB STRATEGIEFONDS AUSGEWOGEN CREDIT SUISSE FUNDS AG	0	48.606	48.606

1291

Assemblea Ordinaria del 14 maggio 2020

LISTA ESITO DELLE VOTAZIONE

Oggetto: Relazione sulla politica di remunerazione e sui compensi corrisposti - Seconda sezione: relazione sui compensi corrisposti (deliberazione non vincolante) FAVOREVOLI

Badge	Ragione Sociale	Proprio	Delega	Totale
**D	MIGROS AST FONDS II AKTIEN AUSLAND CREDIT SUISSE FUNDS AG	0	430.000	430.000
**D	AXA VORSORGE FONDS - EQUITIES GLOBAL MARKETS III CREDIT SUISSE FUNDS AG	0	715.392	715.392
**D	PK CSG WORLD EQUITY CREDIT SUISSE FUNDS AG MANDAT SWISS ROCK	0	292.204	292.204
**D	CS INVESTMENT FONDS 2 LUX EUROZONE ACTIVE OPPORTUNITIES EQ	0	707.473	707.473
**D	CSIF 2 CREDIT SUISSE (LUX) EUROPEAN DIVIDEND PLUS EQUITY FD	0	822.241	822.241
**D	CREDIT SUISSE INDEX FUND (LUX) - CSIF (LUX) EQUITY EMU	0	3.280.661	3.280.661
**D	CREDIT SUISSE INDEX FUND (LUX) - CSIF (LUX) EQUITY WORLD FACTOR MIX	0	11.445	11.445
**D	CS INVESTMENT FONDS 2 - CREDIT SUISSE (LUX) INFRASTRUCTURE EQUITY FUND	0	665.000	665.000
**D	CREDIT SUISSE INDEX FUND (LUX) - CSIF (LUX) EQUITY EMU BLUE	0	2.870.014	2.870.014
**D	CREDIT SUISSE INDEX FUND (LUX) - CSIF (LUX) EQUITY EURO STOXX MULTI PREMIA	0	26.622	26.622
**D	CSIF (CH) EQUITY EMU CREDIT SUISSE FUNDS AG	0	1.273.993	1.273.993
**D	FINREON WORLD EQUITY ISOPRO (PENSION) CREDIT SUISSE FUNDS AG	0	32.359	32.359
**D	ACM VIE SA SELR EURO	0	869.400	869.400
**D	ACM VIE SA FONDS GENERAL	0	8.494.718	8.494.718
**D	ACM MUT FONDS GENERAL	0	1.975.105	1.975.105
**D	ACM IARD SA	0	1.007.481	1.007.481
**D	FIDELITY ADVIS SVIII FID ADV INT CA AP F	0	6.749.700	6.749.700
**D	FIRM GROUP TR FOR EMPLOYEE BENEFL PLA	0	6.608.175	6.608.175
**D	VARIABLE INSURANCE PROD FD II INTER CAR	0	736.200	736.200
**D	JAPAN TRUSTEE SERVICES BANK LTD	0	100.324	100.324
**D	FIDELITY FUNDS SICAV	0	31.099.648	31.099.648
**D	FIDELITY FUNDS SICAV	0	30.747	30.747
**D	FIDELITY FUNDS SICAV	0	824.496	824.496
**D	FIDELITY POC VALUE UNCONSTRAINED	0	813	813
**D	FIDELITY POC VALUE OPTIMIZED FACTOR	0	976	976
**D	FIL GENESIS LIMITED FIDELITY POC CLIMATE	0	3.267	3.267
**D	JAPAN TRUSTEE SERVICES BANK LTD	0	17.157	17.157
**D	PYRAMIS SELECT INTER EQ FUND LLC	0	135.963	135.963
**D	PYRAMIS GROUP TR FOR EMPLOYEES BENEFL PLAN	0	16.069	16.069
**D	FIDELITY SAL ST FIDELITY GLOBAL EX US IN	0	2.091.423	2.091.423
**D	FIDELITY SALEM STR I FID TOTAL INT IND F	0	1.392.288	1.392.288
**D	FIDELITY UCITS ICAV	0	66.350	66.350
**D	FIDELITY UCITS II ICAV	0	32.160	32.160
**D	VARIABLE INSURANCE PRODUCTS FUND II: INTERNATIONAL INDEX PORTFOLIO	0	45.153	45.153
**D	FIDELITY SALEM STREET TRUST: FIDELITY ZERO INTERNATIONAL INDEX FUND	0	502.209	502.209
**D	FIDELITY CONCORD STREET TRUST: FIDELITY SERIES INTERNATIONAL INDEX FUND	0	71.271	71.271
**D	SEI INSTIT INV TRUST WORLD EQUITY EX US FD WELLING	0	4.147.590	4.147.590
**D	FIDELITY RETIREE HEALTH REIMBURSEMENT PL	0	113.308	113.308
**D	ANIMA SGR SPA ANIMA SELEZIONE EUROPA	0	1.025.016	1.025.016
**D	ANIMA ALTO POTENZIALE ITALIA ANIMA SGR	0	1.000.000	1.000.000
**D	ANIMA SELEZIONE GLOBALE ANIMA SGR	0	386.200	386.200
**D	ANIMA ALTO POTENZIALE EUROPA ANIMA SGR S	0	1.337.306	1.337.306
**D	ANIMA SGR SPA - ANIMA VISCONTEO PLUS	0	796.923	796.923

LISTA ESITO DELLE VOTAZIONE

Oggetto: Relazione sulla politica di remunerazione e sui compensi corrisposti - Seconda sezione: relazione sui compensi corrisposti (deliberazione non vincolante)
FAVOREVOLI

Badge	Ragione Sociale	Proprio	Delega	Totale
**D	ANIMA SGR SPA	0	406.032	406.032
**D	ANIMA SGR SPA ANIMA CRESCITA ITALIA	0	1.342.320	1.342.320
**D	ANIMA ITALIA ANIMA SGR	0	3.291.034	3.291.034
**D	ANIMA VISCONTEO ANIMA SGR SPA	0	4.277.955	4.277.955
**D	ANIMA/ANIMA VAL. GLOBALE	0	733.500	733.500
**D	ANIMA SFORZESCO ANIMA SGR SPA	0	2.039.352	2.039.352
**D	ANIMA FONDO TRADING ANIMA SGR SPA	0	600.000	600.000
**D	ANIMA EUROPA ANIMA SGR SPA	0	548.354	548.354
**D	ANIMA SGR SPA ANIMA VESPUCCI	0	100.800	100.800
**D	ANIMA SGR SPA ANIMA MAGELLANO	0	488.500	488.500
**D	ALETTI GES OB ITA	0	250.000	250.000
**D	ALETTI GES OB EUR C	0	300.000	300.000
**D	ALETTI GES MT EUR	0	508.940	508.940
**D	ALETTI GES PR CED II	0	482.480	482.480
**D	ANIMA SGR SPA - GESTIELLE PRO ITALIA	0	125.000	125.000
**D	ALETTI GES ABS RE	0	163.207	163.207
**D	ALETTI GES C MT IV	0	20.151	20.151
**D	ALETTI GES C MT V	0	390.852	390.852
**D	ALETTI GES MALLI	0	332.257	332.257
**D	ANIMA MEGATREND ANIMA SGR	0	75.000	75.000
**D	ANIMA PICPAC MAGELLANO 2022 ANIMA SGR	0	26.640	26.640
**D	ANIMA PICPAC VALORÉ GLOBALE 2022 ANIMA S	0	48.599	48.599
**D	ANIMA ESAGONO OBEL CORP ANIMA SGR	0	13.700	13.700
**D	ANIMA ESAGONO AZIONARIO GLOBALE ANIMA SG	0	8.390	8.390
**D	DEAM FONDS AT2M	0	24.000	24.000
**D	JANUS HENDERSON HORIZON FUND	0	5.948.546	5.948.546
**D	JANUS HENDERSON FUND	0	7.628.875	7.628.875
**D	FAM SERIES UCITS ICAY	0	604.795	604.795
**D	JANUS HENDERSON GLOBAL EQUITY INCOME FD	0	2.532.172	2.532.172
**D	JANUS HEND INSTIT EUROP INDEX OPP FUND	0	65.022	65.022
**D	JANUS HENDERSON EUROPEAN FOCUS FUND	0	1.680.093	1.680.093
**D	JANUS HENDERSON EUROPEAN SELECT OPFS FD	0	5.968.344	5.968.344
**D	JANUS HEND EUROPEAN ABSOLUTE RETURN FUND	0	98.729	98.729
**D	ENHANCED INDEX INTERNATIONAL SHARE FUND	0	528.326	528.326
**D	AME CAP UNHEDGED GL SHS MULTI MAN FUND	0	101.568	101.568
**D	WHOLESALE GLOBAL EQUITY VALUE FUND	0	228.920	228.920
**D	JANUSHENDERSON GLOBAL EQUITY INCOME FUND	0	65.700	65.700
**D	AVIVA FAPRIMOINE	0	40.125	40.125
**D	AVIVA DIVERSIFIE	0	7.236	7.236
**D	FCP AVIVA INVESTORS SELECTION	0	36.891	36.891
**D	FCP AVIVA INVESTORS CONVICTION	0	343.112	343.112
**D	FCP AVIVA INVESTORS VALORISATION	0	208.584	208.584
**D	FCP AFER ACTIONS EURO	0	2.049.938	2.049.938

1293

204

Assemblea Ordinaria del 14 maggio 2020

LISTA ESITO DELLE VOTAZIONE

Objetto: Relazione sulla politica di remunerazione e sui compensi corrisposti - Seconda sezione: relazione sui compensi corrisposti (deliberazione non vincolante)
FAVOREVOLI

Badge	Ragione Sociale	Proprio	Delega	Totale
**D	FCP AVIVA PERFORMANCE	0	11.238	11.238
**D	FCP AVIVA ACTIONS EURO	0	219.472	219.472
**D	FCP AVIVA STRUCTURE INDEX 3	0	178.399	178.399
**D	FCP AVIVA INVESTORS ACTIONS EURO	0	723.254	723.254
**D	ACTIAM RESPONSIBLE INDEX FUND EQUITY EUR	0	1.724.625	1.724.625
**D	STICHTING JURIDISCH EIGENAAR ACTIAM	0	2.741.039	2.741.039
**D	ACTIAM BELEGINGSFONDSEN NV	0	191.283	191.283
**D	JANUS HENDERSON DIVIDEND INCOME BUILDER	0	211.278	211.278
**D	DNCA BEYOND EUROPEAN LEADERS	0	135.000	135.000
**D	HUGO DNCA	0	72.944	72.944
**D	DNCA VALUE EUROPE	0	1.732.183	1.732.183
**D	FCP DNCA EVOLUTIF	0	1.429.391	1.429.391
**D	MANAGEMENT BOARD PUBLIC SERVICE PENSION	0	73.094	73.094
**D	FIDELITY GLOBAL LOW VOLATILITY EQUITY FU	0	21.940	21.940
**D	AXA EQUITABLE LIFE INSURANCE CO	0	103.598	103.598
**D	JPM CHASE BANK - PB - UK CORPORATIONS	0	196.118	196.118
**D	BIRELEY'S ORANGE JAPAN, S.A.	0	23.778	23.778
**D	AXA OFFSHORE MULTIMANAGER FUNDS TRUST - AXA OFFSHORE AGGRESSIVE MULTIMANAGER FUND CIBC	0	6.210	6.210
**D	FRONTIER COMMUNICATIONS PENSION PLAN	0	229.951	229.951
**D	GENERAL MOTORS PENSIONFONDS OFF	0	23.134	23.134
**D	CONNECTICUT GENERAL LIFE INSURANCE COMPANY	0	18.336	18.336
**D	FQ ESSENTIAL BETA FUND LTD	0	72.882	72.882
**D	FIDELITY MANAGEMENT AND RESEARCH CO	0	5.094	5.094
**D	FIDELITY INVESTMENTS MONEY MANAGEMENT IN	0	4.646	4.646
**D	ROYAL BOROUGH OF KINGSTON UPON THAMES PE	0	91.228	91.228
**D	EQ ADVISORS TRUST - EQ/AB DYNAMIC MODERA	0	329.059	329.059
**D	EQ ADV TRUST EQ/INT. EQ. INDEX PORTFOLIO	0	1.683.639	1.683.639
**D	BOILERMAKER BLACKSMITH NATIONAL PENSION	0	1.036.570	1.036.570
**D	MFS UTILITIES FUND	0	12.875.726	12.875.726
**D	FIDELITY DIVERSIFIED INTERNATIONAL FUND	0	12.371.700	12.371.700
**D	FIDELITY CENTRAL INVESTMENT PORTFOLIOS L	0	748.036	748.036
**D	AVIVA LIFE & PENSIONS UK LIMITED	0	1.949.215	1.949.215
**D	THE CAR CARE PENSION PLAN	0	36.318	36.318
**D	CITY OF PHILADELPHIA PUBLIC EMPL RET SYS	0	437.787	437.787
**D	FORSTA AP - FONDEN	0	1.491.450	1.491.450
**D	DWS INVESTMENT GMBH	0	2.786.989	2.786.989
**D	UKA-FONDS	0	181.934	181.934
**D	JUPITER GREEN INVESTMENT TRUST PLC	0	100.000	100.000
**D	FIDELITY EUROPEAN VALUES PLC	0	5.301.647	5.301.647
**D	NATIONAL PENSION INSURANCE FUND	0	90.939	90.939
**D	EQ ADVISORS TRUST-AXA/AB DYNAMIC GROWTH	0	74.087	74.087
**D	EQ ADVISORS TRUST - EQ/MFS UTILITIES SERIES PORTFOLIO	0	775.404	775.404
**D	NVIT INTERNATIONAL EQUITY FUND ONE	0	68.594	68.594

1294

E

LISTA ESITO DELLE VOTAZIONE
 Oggetto: Relazione sulla politica di remunerazione e sui compensi corrisposti - Seconda sezione: relazione sui compensi corrisposti (deliberazione non vincolante)
 FAVOREVOLI

Badge	Ragione Sociale	Proprio	Delega	Totale
**D	MARSHFIELD CLINIC MASTER TRUST	0	96.499	96.499
**D	BUREAU OF LABOR FUNDS - LABOR RETIREMENT FUND	0	90.939	90.939
**D	MISSOURI EDUCATION PENSION TRUST	0	744.229	744.229
**D	FIDELITY INVESTMENT FUNDS - FIDELITY X GLOBAL DIVIDEND FUND	0	4.554.148	4.554.148
**D	FIDELITY INV. FUNDS-FIDELITY INDEX WORLD	0	372.300	372.300
**D	FIDELITY INVESTMENT FUNDS - EUROPEAN FUN	0	14.674.255	14.674.255
**D	FIDELITY INSTITUTIONAL SELECT GLOBAL EQU	0	82.809	82.809
**D	FIDELITY INVESTMENT FUNDS - FIDELITY INDEX EUROPE	0	1.346.379	1.346.379
**D	FIDELITY INV. FIDELITY INDEX EUROPE EX U	0	509.345	509.345
**D	THE MASTER TRUST BANK OF JAPAN LTD	0	142.198	142.198
**D	VANGUARD INTERNATIONAL VALUE FUND	0	8.578.763	8.578.763
**D	AVIVA INVESTORS INVESTMENT FUNDS IC	0	126.813	126.813
**D	BOMBARDIER TRUST U.S. MASTER TRUST	0	109.260	109.260
**D	VERMONT PENSION INVESTMENT COMMITTEE	0	323.069	323.069
**D	HORIZON HEALTHCARE SERVICES, INC	0	335.046	335.046
**D	KAYNE GLOBAL INFRASTRUCTURE FUND LP	0	45.100	45.100
**D	KOLDINGVEJ 2, BILLUND A/S, C/O KIRKEBI AS	0	333.395	333.395
**D	BANK LOMBARD ODIER CO LTD	0	100.000	100.000
**D	DANICA PENSION LIVSFORSIKRINGSAKTIESELSKAB	0	222.539	222.539
**D	LOMBARD ODIER FUNDS (SWITZERLAND) SA I3D	0	1.222.003	1.222.003
**D	KAPITAL DANKE INVEST INST DAN PENS OBLI	0	1.795.217	1.795.217
**D	AFDELING DANICA LINK - INDEKS GLOBALE AKTIER	0	25.780	25.780
**D	KAPITALFOR DANKE INVEST INSTITUT DANICA PENSIONS - AKTIER	0	162.053	162.053
**D	INV. DANKE INVEST EUROPA INDEKS KL	0	372.510	372.510
**D	EUROPA 2 KL 17 PARALLELVEJ KONGENS, LYNGBY, 2800 DENMARK	0	98.753	98.753
**D	INV DANKE INVEST GLOBAL INDEKS KL	0	31.350	31.350
**D	INVEST DANKE INV EUROPA HOJT UDBYTE	0	1.062.623	1.062.623
**D	EUROPA - AKKUMULERENDE KL PARALLELVEJ 17, KGS. LYNGBY, 2800 DENMARK	0	145.851	145.851
**D	INV. DANKE INV. SELECT FLEXIN AKTIER	0	689.358	689.358
**D	INV DAN INV SEL GLOB EQUITY SOL AKK KL	0	307.996	307.996
**D	INV DANKE INVEST GLOBAL STOCKPIC 2	0	115.636	115.636
**D	DANSKE INVEST SELECT GLOBAL EQUITY	0	28.091	28.091
**D	INV PROCAPTURE EUROPE INDEX FUND ACC KL	0	907.968	907.968
**D	GLOBAL AC INDEX FUND - ACCUMULATING KL	0	188.270	188.270
**D	GLOBAL INDEKS KL PARALLELVEJ 17, LYNGBY, 2800 DENMARK	0	300.496	300.496
**D	INV. DANKE INVEST, EUROPA	0	175.808	175.808
**D	SIJOITUSRAHASTO AKTIA EUROPA	0	700.000	700.000
**D	MHTB (LUX)/TMA UMBRELLA FUND-GLOBAL EQUI	0	33.900	33.900
**D	TWA UMBRELLA FD-TMA ACWI EX-JAPAN PORTF.	0	60.900	60.900
**D	DANSKE BANK PULJER	0	788.491	788.491
**D	BEST INVESTMENT CORPORATION	0	647.862	647.862
**D	PHOENIX GBAR FUND	0	21.595	21.595
**D	TRUST & CUSTODY SERVICES BANK LTD	0	1.135.415	1.135.415

1295

LISTA ESITO DELLE VOTAZIONE

Oggetto: Relazione sulla politica di remunerazione e sui compensi corrisposti - Seconda sezione: relazione sui compensi corrisposti (deliberazione non vincolante) FAVOREVOLI

Badge	Ragione Sociale	Proprio	Delega	Totale
**D	TRUST & CUSTODY SERVICES BANK LTD AS TRUSTEE FOR PENSION INVESTMENT FUND TRUST NUMBER 21	0	139.665	139.665
**D	HSBC POOLED INVESTMENT FUND 1 QUEEN'S ROAD, CENTRAL, HONG KONG, HONG KONG	0	3.951.835	3.951.835
**D	ALLIANZ GLOBAL INVESTORS PREMIER	0	27.608	27.608
**D	HSBC GUARANTEED FUND	0	28.939	28.939
**D	BEST INVESTMENT CORPORATION	0	20.511	20.511
**D	HANG SENG INSURANCE COMPANY LIMITED	0	191.881	191.881
**D	CATHAY GLOBAL MULTIPLE INCOME BALANCED FUND 2F	0	527.712	527.712
**D	JPMORGAN MULTI INCOME FUND	0	842.586	842.586
**D	SCHRODER IN.P.F.ADV.GL.EQUITY.FU	0	45.412	45.412
**D	BARING GLOBAL MULTI ASSET INCOME FUND	0	6.548	6.548
**D	HSBC P IN F HSBC POOLED GLOBAL EQUITY FD	0	235.997	235.997
**D	JPMORGAN MULTI BALANCED FUND	0	33.262	33.262
**D	NE-AMUNDI PRIV SEC INVEST TRUST D1	0	19.257	19.257
**D	ALLIANZ CHOICE BEST STYLES EUROPE FUND	0	385.778	385.778
**D	HSBC LIFE (INTERNATIONAL) LIMITED	0	291.557	291.557
**D	ALL GL IN ASIA FD-ALLIANZ SEL EU EQY DIV	0	159.539	159.539
**D	PETUNUHAN KESELAMATAN SOSIAL	0	358.554	358.554
**D	SHENFE EURO INDEX SECURITY MASTER INVEST	0	27.142	27.142
**D	JPMORGAN EUROPE STRATEGIC DIVIDEND FUND	0	71.366	71.366
**D	MARITIME AND PORT AUTHORITY OF SINGAPORE	0	17.796	17.796
**D	CIVIL SERVICES EMPLOYEES PENSION FUND	0	42.123	42.123
**D	CENTRAL FINANCE BOARD METHODIST CHURCH	0	29.271	29.271
**D	AIA GLOBAL MULTI-FACTOR EQUITY FUN HSBC FRANCE	0	24.459	24.459
**D	NORFOLK PENSION FUND	0	747.670	747.670
**D	FTSE ALL WORLD INDEX FUND	0	531.303	531.303
**D	REASSURE LIMITED	0	2.120.567	2.120.567
**D	AI 50:50 GLOBAL EQUITY FUND	0	1.198.048	1.198.048
**D	FRIENDS LIFE AND PENSIONS LIMITED PIXHAM END	0	2.175.683	2.175.683
**D	PUM ACS EUROPEAN EX UK FUND	0	2.147.444	2.147.444
**D	HSBC GLOBAL FUND ICAY	0	6.254	6.254
**D	FRIENDS LIFE FUNDS LIMITED	0	1.079.762	1.079.762
**D	AI EUROPE EQUITY EX UK FUND	0	3.936.076	3.936.076
**D	HSBC MANAGED GROWTH FUND	0	17.384	17.384
**D	THE BRUNNER INVESTMENT TRUST PLC	0	1.494.864	1.494.864
**D	THE PRUDENTIAL ASSURANCE COMPANY LTD	0	612.349	612.349
**D	PRUDENTIAL PENSIONS LIMITED	0	138.830	138.830
**D	HSBC EUROPEAN INDEX FUND	0	2.609.829	2.609.829
**D	HSBC INSTITUTIONAL TRUST SERVICES IRELAND LIMITED RE 1 GRAND CANAL SQUARE GRAND CANAL HARBOUR, DUBLIN, IRELAND	0	404.048	404.048
**D	HSBC EUROPEAN GROWTH FUND	0	618.547	618.547
**D	AXA GLOBAL DISTRIBUTION FUND	0	35.813	35.813
**D	HSBC MANAGED BALANCED FUND	0	10.493	10.493
**D	AI DISTRIBUTION LIFE FUND	0	103.104	103.104

97

1296

LISTA ESITO DELLE VOTAZIONE

Objetto: Relazione sulla politica di remunerazione e sui compensi corrisposti - Seconda sezione: relazione sui compensi corrisposti (deliberazione non vincolante)
FAVOREVOLA

Badge	Regione Sociale	Proprio	Delega	Totale
**D	HSBC GLOBAL INVESTMENT FUNDS EUROPEAN EQ	0	182.430	182.430
**D	HSBC EIFS PLC	0	511.613	511.613
**D	HENDERSON INTERNATIONAL INCOME TRUST PLC	0	963.546	963.546
**D	HENDERSON EUROPEAN FOCUS TRUST PLC	0	949.506	949.506
**D	HSBC GLOBAL INVESTMENT FUNDS	0	1.474.392	1.474.392
**D	HSBC EIFS	0	99.753	99.753
**D	PUM BOTHWELL EUROPE FUND	0	2.997.724	2.997.724
**D	PUM EUROPEAN UNIT TRUST	0	105.591	105.591
**D	INTERNATIONALE KAPITALANLAGEGESELLSCHAFTMBH	0	4.410.813	4.410.813
**D	ALLIANZ CGI SUBFONDS EQUITIES	0	342.884	342.884
**D	SONDERVERMOEGEN ALLIANZGI-FONDS VBE	0	463.819	463.819
**D	SONDERVERMOEGEN ALLIANZGI-FONDS DEW-CO	0	75.246	75.246
**D	SONDERVERMOEGEN ALLIANZGI-FONDS DECO	0	68.692	68.692
**D	SONDERVERMOEGEN ALLIANZGI-FONDS DSW-DREFO	0	49.754	49.754
**D	SONDERVERMOEGEN ALLIANZGI-FONDS DSW-CO	0	119.374	119.374
**D	SONDERVERMOEGEN ALLIANZ ADAC AV FONDS	0	20.454.191	20.454.191
**D	ALLIANZ PV-WS RCM SYSPRO INDEXING EUROLAND	0	157.665	157.665
**D	ALLIANZ PV-WS RCM SYSPRO VALUE EUROPE	0	487.579	487.579
**D	SONDERVERMOEGEN ALLIANZ RFG FONDS	0	743.580	743.580
**D	SONDERVERMOEGEN ALLIANZ VGI 1 FONDS	0	444.810	444.810
**D	ALLIANZ VGI 1 FONDS AGI EQUITIES	0	142.747	142.747
**D	SONDERVERMOEGEN ALLIANZ VGI 1 FONDS	0	1.196.329	1.196.329
**D	ALLIANZ VGL FONDS RCM GROWTH EUROPE	0	1.279.010	1.279.010
**D	SONDERVERMOEGEN ALLIANZ VKA FONDS	0	262.100	262.100
**D	SONDERVERMOEGEN TINIESA	0	33.830	33.830
**D	SONDERVERMOEGEN ATLAS GI	0	170.813	170.813
**D	INTERNATIONALE KAPITALANLAGEGESELLSCHAFTMBH	0	234.070	234.070
**D	SONDERVERMOEGEN AVAM	0	38.453	38.453
**D	SONDERVERMOEGEN AVS-ME	0	60.710	60.710
**D	NIKKO GLOBAL TRI-ASSET FUND CIBC FINANCIAL CENTRE	0	35.307	35.307
**D	NWT-GRAVITY EUROPEAN EQUITY FUND	0	6.028.938	6.028.938
**D	MELLON OFFSHORE FUNDS C/O CIBC BANK AND TRUST COMPANY (CAYMAN) LIMITE	0	19.230	19.230
**D	EPWORTH INVESTMENT FUND	0	2.041.928	2.041.928
**D	AI STRATEGIC GLOBAL EQUITY FUND	0	29.573.222	29.573.222
**D	SWISS NATIONAL BANK	0	17.300	17.300
**D	LSV GLOBAL MANAGED VOLATILITY FUND	0	7.000	7.000
**D	LSV GLOBAL VALUE FUND ONE FREEDOM V	0	112.081	112.081
**D	KAYNE RENEWABLE ENERGY INCOME 1800	0	39.900	39.900
**D	ALPHA CENTRIC ENERGY INCOME FUND	0	283.419	283.419
**D	KAYNE ANDERSON RENEWABLE INFRASTR RUCT PA	0	203.400	203.400
**D	MERRILL LYNCH INTERNATIONAL	0	105.035	105.035
**D	ALLIANZ GLOBAL INVESTORS GMBH	0	89.223	89.223
**D	WORLDVIEW INVESTMENT FUND	0	210.089	210.089
**D	WIF-EUROPE OPPORTUNITIES FUND	0		

EPA

1297

LISTA ESITO DELLE VOTAZIONI

Oggetto: Relazione sulla politica di remunerazione e sui compensi corrisposti - Seconda sezione: relazione sui compensi corrisposti (deliberazione non vincolante)
FAVOREVOLI

Badge	Ragione Sociale	Proprio	Delega	Totale
**D	SONDERVERMOGEN PKMF INKA	0	198.189	198.189
**D	SONDERVERMOGEN VIM	0	79.868	79.868
**D	SONDERVERMOGEN FONDS VKV	0	538.760	538.760
**D	SONDERVERMOGEN INKA LUCK FONDS	0	279.999	279.999
**D	INTERNATIONALE KAPITALANLAGEGESELLSCHAFT MBH 21 YORCKSTRASSE, DUESSELDORF, NRW	0	16.300	16.300
**D	SONDERVERMOEGEN FONDS CCS	0	26.185	26.185
**D	SCHOLLER-STIFTUNGSFONDS 1 AKTIEN	0	49.321	49.321
**D	WIF-EUROPE DISCOVERY FUND	0	234.397	234.397
**D	MERCER UNHEDGED OVERSEAS SHARES TRUST	0	31.296	31.296
**D	SCHRODER GLOBAL ENHANCED INDEX FUND	0	66.490	66.490
**D	BANCO CENTRAL DE TIMOR-LESTE (BCTL)	0	200.632	200.632
**D	SCHRODER GLOBAL MULTI-FACTOR EQUITY FUND	0	257.946	257.946
**D	SCHRODER ADVANCED BETA GLOBAL EQUITY SMA	0	17.759	17.759
**D	SCHRODER QEP GLOBAL CORE FUND	0	204.074	204.074
**D	BEST INVESTMENT CORPORATION	0	128.355	128.355
**D	MARITIME AND PORT AUTHORITY OF SINGAPORE	0	3.230	3.230
**D	CM-CIC CONVICTIONS EURO	0	390.000	390.000
**D	FCP BRONGNIART AVENIR	0	130.000	130.000
**D	SICAV MONT	0	125.000	125.000
**D	FCP GAILLON NATURAL RESOURCES	0	593.869	593.869
**D	FCP GAILLON SECTORIEL	0	171.241	171.241
**D	FCP CM-CIC EURO ACTIONS	0	890.516	890.516
**D	FCP AVENIR ALIZES	0	8.000	8.000
**D	UNION EUROPE VALUE	0	1.144.451	1.144.451
**D	FCP UIC EUROPE	0	1.893.362	1.893.362
**D	FCP CIC TECNOCOM	0	107.500	107.500
**D	CM VALEURS ETRQUIES	0	199.701	199.701
**D	CM EUROPE ACTIONS	0	101.681	101.681
**D	FCP BRONGNIART RENDEMENT	0	500.000	500.000
**D	FCP TRANSAT PATRIMOINE 2	0	450.000	450.000
**D	LV FAMILIALE	0	18.000	18.000
**D	CFE ALLOCATION PATRIMOINE 2	0	140.000	140.000
**D	STOCKS FINANCES	0	1.150	1.150
**D	LA BELLE BEAUCE	0	40.000	40.000
**D	FCP FIDOGEST	0	120.000	120.000
**D	FCP CASINIRI	0	22.000	22.000
**D	FCP PSGH	0	24.000	24.000
**D	FCP BHV	0	24.000	24.000
**D	FCPE FCP OCP	0	27.389	27.389
**D	DELI GROUP FOOD	0	1.700	1.700
**D	BARCLAYS FRANCE 30-70	0	12.000	12.000
**D	FCPE AI DIVERSIFIE	0	3.588	3.588
**D	FCPE SERENIS ADAGIO	0	4.000	4.000

1298

21

LISTA ESITO DELLE VOTAZIONE

Objetto: Relazione sulla politica di remunerazione e sui compensi corrisposti - Seconda sezione: relazione sui compensi corrisposti (deliberazione non vincolante)
FAVOREVOLI

Badge	Ragione Sociale	Proprio	Delega	Totale
**D	LV INVEST	0	15.000	15.000
**D	POINCARÉ II	0	8.000	8.000
**D	FCP BROUARDEL AVENIR	0	18.000	18.000
**D	FCP JFA	0	10.000	10.000
**D	FCP OFFENSIF AIR LIQUIDE EXPANS	0	15.471	15.471
**D	FCPE CONVERGENCE ACTIONS EUROPE	0	300.000	300.000
**D	LES BRUYERES	0	5.000	5.000
**D	FCPE GROUPE SAMSE	0	22.000	22.000
**D	FCP PYRENEES GLOBAL	0	11.736	11.736
**D	SICAV METISS	0	16.000	16.000
**D	FCP BEL VAL	0	300.000	300.000
**D	FCPE ACCOR DIVERSIFIE	0	5.418	5.418
**D	FCP DAY SOLVAY	0	26.000	26.000
**D	FCP JCD FIVE	0	22.000	22.000
**D	FCPE COFACE	0	15.000	15.000
**D	FCPE LAGARDERE PUBLICITE AUDIO	0	1.013	1.013
**D	FCP CAGNI	0	26.000	26.000
**D	OTIS EF DIVERSIFIE	0	26.498	26.498
**D	FCP ES GESTION EQUILIBRE	0	397.873	397.873
**D	FCP ES DYNAMIQUE	0	281.044	281.044
**D	FCP ES TEMPERE	0	30.000	30.000
**D	FCP UNI 1	0	81.258	81.258
**D	FCP JET SERVICES	0	11.000	11.000
**D	1504 FCP THALES AVIONICS	0	10.199	10.199
**D	STRAUBLI 80 20 CREDIT MUTUEL FCPE	0	10.000	10.000
**D	STRAUBLI 50 50 CREDIT MUTUEL FCPE	0	15.000	15.000
**D	FCP SCHUCO	0	3.760	3.760
**D	FCP PIPE LINE SUD EUROPEEN	0	4.214	4.214
**D	FCP MGE DYNAMIQUE EURO	0	93.000	93.000
**D	LEXMARK DYNAMIQUE	0	6.815	6.815
**D	FCP HENKEL DIVERSIFIE N 1	0	7.300	7.300
**D	FCP GROUPE ROCHE	0	100.000	100.000
**D	FCP GROUPE FORD FRANCE	0	6.245	6.245
**D	1515 FCP GERARD FERRIER	0	7.251	7.251
**D	1448 FCPE GE FACTOFRANCE	0	11.431	11.431
**D	FREESCALE DIVERSIFIE	0	23.194	23.194
**D	1584 FCP FERTILSODEBO	0	17.145	17.145
**D	FCP EUROP ASSISTANCE DIVERSIFIE	0	3.429	3.429
**D	FCP DEGUSSA MIXTE	0	3.000	3.000
**D	FCP DEGUSSA DYNAMIQUE	0	7.000	7.000
**D	FCP CRYOSTAR FRANCE	0	1.654	1.654
**D	1495 FCP CONTINENTAL	0	8.000	8.000
**D	FCP CH RIVER LABORATOIRES FRANCE	0	7.532	7.532

1299

EM

LISTA ESITO DELLE VOTAZIONE
 Oggetto: Relazione sulla politica di remunerazione e sui compensi corrisposti - Seconda sezione: relazione sui compensi corrisposti (deliberazione non vincolante)
 FAVOREVOLI

Badge	Ragione Sociale	Proprio	Delega	Totale
**D	FCP CAPSUGEL	0	13.441	13.441
**D	FCP PROVENCE DIVERSIFIE	0	1.108	1.108
**D	FCP C ET A	0	4.000	4.000
**D	1262 FCP BEHR FRANCE	0	239	239
**D	1327 FCP BQUE SCALBERT DUPONT	0	25.000	25.000
**D	BALL PACKAGING EUROPE	0	2.554	2.554
**D	ARPEGE PREVOYANCE	0	10.000	10.000
**D	FCPE AREVA ACTIONS	0	135.095	135.095
**D	FCP AMORA MAILLE DIVERSIFIE	0	5.000	5.000
**D	ACM ACTIONS PLUS	0	13.657	13.657
**D	ACM ACTIONS	0	17.542	17.542
**D	FCP FERRO QUANT 1	0	618.745	618.745
**D	KUTXABANK GESTION SGIIC S.A.	0	3.572.117	3.572.117
**D	CALXBANK ASSET MANAGEMENT, SGI IC, S.A.	0	11.069.288	11.069.288
**D	VIDACALXA, S.A.	0	6.296.349	6.296.349
**D	2054 APG DME BLACKR	0	143.828	143.828
**D	CMAF GLOBAL GROWTH FUND BNYMTCIL	0	68.425	68.425
**D	CMAF GLOBAL BALANCED FUND BNYMTCIL	0	44.340	44.340
**D	EQUATOR ICAV GUILD HOUSE	0	77.285	77.285
**D	CMAF UK GROWTH FUND BNYMTCIL	0	159.675	159.675
**D	CMAF UK BALANCED FUND BNYMTCIL	0	233.945	233.945
**D	THE ROYAL BANK OF SCOTLAND PLC AS TRUSTEE OF THE BLACKROCK BALANCED PORTFOLIO FND	0	650.000	650.000
**D	BARNARD COLLEGE	0	8.285	8.285
**D	GENTLENESS INT STRG	0	85.677	85.677
**D	THE BANK OF NEW YORK MELLON EMPLOYEE BENEFIT COLLECTIVE INVESTMENT FUND PLAN	0	6.212.840	6.212.840
**D	PANAGORA RISK PARITY MULTI ASSET MASTER FUND LTD	0	46.369	46.369
**D	NONUS EQUITY MGRS PORTE 4 LAZARD	0	695.501	695.501
**D	RAILWAYS PENSION TRUSTEE COMPANY LIMITED	0	1.952.261	1.952.261
**D	SHELL CANADA 2007 PENSION PLAN	0	81.182	81.182
**D	SHELL CANADA 2007 PENSION PLAN 400	0	73.939	73.939
**D	FOREST PRESERVE DISTRICT EMPLOYEES ANNUITY AND BENEFIT FUND	0	83.795	83.795
**D	VOLUNTARY EMPLOYEES BENEFICIARY ASSOCIATION SOUTHERN CALIFORNIA EDISON COMPANY	0	24.960	24.960
**D	VOLUNTARY EMPLOYEES BENEFICIARY ASSOCIATION SOUTHERN CALIFORNIA EDISON COMPANY	0	20.321	20.321
**D	B4306 FRB M LUND REV TR	0	5.831	5.831
**D	B4305 FRB S LUND RES TR FBO B LUND	0	5.444	5.444
**D	BNYMTD BEM BLK SYSTEM CONT EUR FUND	0	1.157	1.157
**D	THE MANUFACTURERS LIFE INSURANCE COMPANY	0	37.557	37.557
**D	NKB 10520 GLOBALE AKTIER SRI	0	262.934	262.934
**D	2049 APG DME ARROWST	0	2.528.745	2.528.745
**D	2048 APG DME LACH GL	0	353.795	353.795
**D	1256 APG DME ENERGY	0	9.051.443	9.051.443
**D	1253 APG DME CORE EU	0	15.417.821	15.417.821
**D	1135 APG DME STCK SEL	0	8.909.322	8.909.322

1300

LISTA ESITO DELLE VOTAZIONE

Oggetto: Relazione sulla politica di remunerazione e sui compensi corrisposti - Seconda sezione: relazione sui compensi corrisposti (deliberazione non vincolante) FAVOREVOLI

Badge	Ragione Sociale	Proprio	Delega	Totale
**D	CBZ CUIT INTERNATIONAL PRINCIPAL	0	159.702	159.702
**D	CONGREGATION OF THE SISTERS OF CHARITY OF THE INCARNATE WORD	0	41.449	41.449
**D	PSBF LAZARD EQUITIES	0	456.095	456.095
**D	USMLA GLOBAL EQUITY	0	25.511	25.511
**D	MIRF ARROWSTREET FOREIGNL	0	403.418	403.418
**D	MIRF ALLIANCE BERNSTEIN F	0	265.600	265.600
**D	OSP LIQUID FUND, LP	0	71.795	71.795
**D	OBSU FOUNDATION ENDOWMENT FUND LP	0	28.306	28.306
**D	PRU JENN EQUITY INC PDTI	0	3.351.631	3.351.631
**D	MARANIC II LLC	0	15.229	15.229
**D	SYCAMORE INVESTMENT CO LP	0	29.271	29.271
**D	CERVURITE INTERNATIONAL LLC	0	199.601	199.601
**D	LEXINGTON INT, LLC	0	73.519	73.519
**D	JASPER RIDGE DIVERSIFIED TAX EXEMPT LP	0	158.932	158.932
**D	OHIM STRATEGIC PARTNERS LP	0	241.617	241.617
**D	PHILANTHROPAR INVESTMENTS LP.	0	32.167	32.167
**D	WINDELL INVESTMENTS, L.P.	0	34.616	34.616
**D	TERREBONNE INVESTMENTS, L.P.	0	230.868	230.868
**D	WELLS FARGO BANK N.A.	0	47.939	47.939
**D	WF WELLS FARGO BANK NA	0	67.696	67.696
**D	CENTRAL PENSION FUND OF THE INT UNION OF OPERATING ENGINEERS AND PARTICIPATING EMPLOYERS	0	527.002	527.002
**D	MANULIFE MULTIFACTOR DEVELOPED INTERNATIONAL INDEX	0	20.082	20.082
**D	CANDENCE GLOBAL EQUITY FUND LP	0	772	772
**D	IQ 500 INTERNATIONAL ETF	0	245.435	245.435
**D	SUBSIDIZED SCHOOLS PROVIDENT FUND	0	40.079	40.079
**D	INTL EQUITY FUND MONDRIAN	0	2.759.856	2.759.856
**D	THE HODSON TRUST	0	102.096	102.096
**D	DRMA LTD	0	45.730	45.730
**D	BNY MELLON FND MNGT CAYMAN LTD AS TRUSTEE OF FRONTIER GATE GLOBAL EQUITY FND	0	129.251	129.251
**D	DEUTSCHE ASSET MANAGEMENT INVESTMENT GMBH ON BEHALF OF DEUTSCHE DCG BQ	0	84.521	84.521
**D	FIRST INITIATIVES INSURANCE LIMITED	0	28.291	28.291
**D	CATHOLIC HEALTH INITIATIVES MASTER TRUST	0	121.497	121.497
**D	CHI OPERATING INVESTMENT PROGRAM L.P.	0	218.186	218.186
**D	ALAS INV SERVICESMONDRIAN INV	0	148.352	148.352
**D	XTRACKERS MSCI KOKUSAI EQUITY ETF	0	8.111	8.111
**D	BNY MELLON INTERNATIONAL EQUITY ETF	0	15.680	15.680
**D	CITI RETIREMENT SAVINGS PLAN	0	232.679	232.679
**D	BOK TRANSCO ENERGY EMP WEL BEN TR	0	10.150	10.150
**D	ENYMICIL CGF WDEQ LA	0	20.576	20.576
**D	DFNF LAZARD ASSET MGMT	0	71.020	71.020
**D	MSAR SCRODER	0	77.011	77.011
**D	AUTORIDADE MONETARIA DE MACAU	0	217.688	217.688
**D	THE BOSTON COMPANY INC POOLED EMPLOYEE INTERNATIONAL EQUITY FUND	0	166.827	166.827

84

1202

LISTA ESITO DELLE VOTAZIONE

Objetto: Relazione sulla politica di remunerazione e sui compensi corrisposti - Seconda sezione: relazione sui compensi corrisposti (deliberazione non vincolante)
FAVOREVOLI

Badge	Ragione Sociale	Proprio	Delega	Totale
**D	ADVANCED SERIES ASTRUDENTIAL FLEXIBLE MULTI STRATEGY PORTFOLIO	0	36.130	36.130
**D	AST OMA INTL CORE EQUITY PORT PDMP	0	905.431	905.431
**D	UNEMPLOYMENT PENSION FUND	0	65.300	65.300
**D	GREAT WEST INTERNATIONAL GROWTH FUND	0	1.018.500	1.018.500
**D	THE COMMONWEALTH FUND	0	60.043	60.043
**D	GREAT WEST CORE STRATEGIES INTERNATIONAL EQUITY FUND	0	61.900	61.900
**D	GREAT WEST CORE STRATEGIES INTERNATIONAL EQUITY FUND	0	28.454	28.454
**D	GREAT WEST CORE STRATEGIES INTERNATIONAL EQUITY FUND	0	197.088	197.088
**D	KAPITALFORENINGEN MP INVEST BASIS 3 NYKREDIT PORTEFOELJE ADMINISTRATION A/S	0	366.298	366.298
**D	DT INTERNATIONAL STOCK INDEX FUND	0	164.839	164.839
**D	NATWEST TDS DEP ENYM RM GLO EQ FUND	0	16.346	16.346
**D	55041 KCP GLOBALE AKTIER IV	0	114.637	114.637
**D	ARGONIC CORP PENSION PLANS MASTER TRUST	0	530.100	530.100
**D	NON US EQUITY MERS PORT 4 LSV	0	41.645	41.645
**D	THE NATURE CONSERVANCY WORLDWIDE OFFICE	0	206.195	206.195
**D	GS TACS MARKET CONTINUOUS INTERNATIONAL	0	1.353	1.353
**D	NONUS EQ MANAGERS PORT 3ACADIANAN	0	179.300	179.300
**D	LSV NONUS EQUITY LLCIC	0	83.275	83.275
**D	SUBSIDIZED SCHOOLS F FOND NORTHERN	0	137.978	137.978
**D	THE HARTFORD RETIREMENT PLAN TRUST FOR US EMPLOYEES	0	8.475	8.475
**D	WILLIS TOWERS WATSON GROUP TRUST	0	453.268	453.268
**D	WILLIS TOWERS WATSON GROUP TRUST	0	51.184	51.184
**D	ARCONIC RETIREMENT PLANS MASTER TRUST	0	46.566	46.566
**D	INTL BESS LP	0	1.839.474	1.839.474
**D	56038 IP LOW RISK EQUITIES I	0	3.353.671	3.353.671
**D	INVESTIN PRO F.M.B.A.	0	1.873.992	1.873.992
**D	56037 IP LOW RISK EQUITIES II	0	25.409	25.409
**D	INVESTCO PERPETUAL GLOBAL BALANCED INDEX FUND	0	100.217	100.217
**D	INVESTCO PERPETUAL GLOBAL EX UK CORE EQUITY INDEX FUND	0	154.013	154.013
**D	INTERNATIONAL EQUITY FUND	0	31.351	31.351
**D	KAPITALFORENINGEN END INVEST, GLOBALE AK TIER/II	0	78.631	78.631
**D	KAPITALFORENINGEN END INVEST, GLOBALE AK TIER/III	0	800.170	800.170
**D	55002 UP EUROPAEISKE AKTIER	0	220.000	220.000
**D	QS INTERNATIONAL EQUITY FUND	0	47.853	47.853
**D	DEP OF SSGA NONUS EQUITY R2	0	45.828	45.828
**D	DEP OF SSGA NONUS EQUITY R1	0	44.774	44.774
**D	DEP OF SSGA NONUS EQUITY R2	0	36.187	36.187
**D	DEP OF SSGA NONUS EQUITY R1	0	2.022.310	2.022.310
**D	THE CONSOLIDATED EDISON PENSION PLAN MASTER TRUST	0	5.459	5.459
**D	EFFI STRATEGIES PORTFOLIO	0	421.183	421.183
**D	STICHTING BEDRIJFSTAKPENSIOENFONDS	0	20.357	20.357
**D	BNMTCIL LAZARD GIB STRTGC EQTY FD	0	7.545	7.545
**D	VY FRANKLIN INCOME PORTFOLIO	0	18.396	18.396
**D	ALAMOSR LLC	0		

Assemblea Ordinaria del 14 maggio 2020

LISTA ESITO DELLE VOTAZIONE

Oggetto: Relazione sulla politica di remunerazione e sui compensi corrisposti - Seconda sezione: relazione sui compensi corrisposti (deliberazione non vincolante)
FAVOREVOLI

Badge	Ragione Sociale	Proprio	Delega	Totale
**D	RED DIAMOND INTERNATIONAL EQUITY LP	0	21.852	21.852
**D	RIVER PARTNERS GLOBAL EQUITY, LLC	0	1.969	1.969
**D	UMC BENEFIT BOARD, INC	0	2.388.906	2.388.906
**D	WESPATH FUNDS TRUST	0	351.515	351.515
**D	GENERAL MILLS GROUP TRUST	0	89.342	89.342
**D	CENTRAL PENSION FUND OF THE INTERNATIONAL UNION OF OPERATING ENGINEERS AND PARTICIPATING EMPLOYERS	0	0	316.877
	316.877			
**D	VOYA GLOBAL HIGH DIVIDEND LOW VOLATILITY FUND	0	3.618	3.618
**D	FIRSTENERGY SYSTEM MASTER RETIREMENT TRUST	0	246.200	246.200
**D	LEGAL AND GENERAL UCITS ETF PLC	0	252.840	252.840
**D	BNYMCMIL WINTON GLOBAL EQUITY FD TR	0	5.129	5.129
**D	GEORGIA TECH FOUNDATION	0	17.481	17.481
**D	VANGUARD EUROPEAN STOCK INDEX FUND	0	13.750.659	13.750.659
**D	VANGUARD FTSE ALL-WORLD EX US INDEX FUND	0	14.223.632	14.223.632
**D	EMO DTC EQ COM VALVE LAZARD	0	289.421	289.421
**D	EMO EBO DTC INVIL EQ COL VAL LAZARD	0	10.906	10.906
**D	THE ZEDRA FIDUCIARY INVESTMENT FUND LTD	0	133.211	133.211
**D	OSSIAM IRL ICAV	0	148.749	148.749
**D	PCHE I SV ASSET MGMT	0	38.800	38.800
**D	CADENCE GLOBAL EQUITY FUND LP	0	3.332	3.332
**D	BNY MELLON GLOBAL INFRASTRUCTURE INCOME FUND	0	129.978	129.978
**D	R.K. MELLON INTERNATIONAL FUND.	0	169.168	169.168
**D	RICHARD KING MELLON FDN	0	303.297	303.297
**D	CDW 73 IRR PARA GL	0	4.076	4.076
**D	1975 IRREV TRUST OF C D WEYERHAEUSER	0	8.805	8.805
**D	WEB TRUST NUMBER ONE	0	995	995
**D	STEWARDSHIP FOUNDATION	0	3.655	3.655
**D	SEQUOIA FOUNDATION	0	279	279
**D	FOREST FOUNDATION	0	1.052	1.052
**D	DYNAMIC EQUITY GLOBAL EQUITY MANAGERS PORTFOLIOS SERIES	0	195.037	195.037
**D	SAN DIEGO COUNTY EMPLOYEES RETIREMENT ASSOCIATION	0	298.778	298.778
**D	CF DV INTERNATIONAL STOCK INDEX FUND	0	335.870	335.870
**D	BNY MELLON FOUNDATION BY CHARLES WARD SEABURY AND LOUISE LOVETT SEABURY	0	4.718	4.718
**D	DEMCO BMO FCP	0	97.645	97.645
**D	THE PRUDENTIAL SERIES FUND NATURAL RESOURCES PORTFOLIO	0	396.125	396.125
**D	1895 FONDS FGR	0	908.142	908.142
**D	PACIFIC FUNDS DIVERSIFIED INCOME	0	1.967	1.967
**D	PHILADELPHIA GAS WORKS PENSION PLAN	0	14.175	14.175
**D	ROBECO PORTFOLIO TRUST ROBECO BOSTON PARTNERS INTERNATIONAL EQUITY FUND	0	35.483	35.483
**D	FIRST STATE INVESTMENTS ICVC FIRST STATE DIVERSIFIED GROWTH FUND	0	2.332	2.332
**D	IVY PROSHARES MSCI ACWI INDEX FUND	0	19.284	19.284
**D	BCT POOLED INVESTMENT FUND SERIES SMART EUROPEAN EQUITY FUND	0	59.108	59.108
**D	BCT POOLED INVESTMENT FUND SERIES DYNAMIC EUROPEAN EQUITY FUND	0	325.542	325.542

LISTA ESITO DELLE VOTAZIONE

Oggetto: Relazione sulla politica di remunerazione e sui compensi corrisposti - Seconda sezione: relazione sui compensi corrisposti (deliberazione non vincolante) FAVOREVOLI

Badge	Ragione Sociale	Proprio	Delega	Totale
**D	THE UNIVERSITY COURT OF THE UNIVERSITY OF GLASGOW	0	48.885	48.885
**D	UNIVERSITY OF WISCONSIN FOUNDATION	0	153.785	153.785
**D	AUTO CLUB GROUP	0	48.310	48.310
**D	STICHTING DEPOSITARY APG DEVELOPED MARKETS EQUITY POOL	0	6.011.478	6.011.478
**D	SAN FRANCISCO CITY AND COUNTY EMPLOYEES RETIREMENT SYSTEM	0	1.032.101	1.032.101
**D	RPL BERNSTEIN NON EQ	0	8.150	8.150
**D	ACADIAN INTERNATIONAL ALL-CAP FUND	0	66.815	66.815
**D	OICF OICL OCICL PZENA	0	604.475	604.475
**D	RWSF CIT EAFE	0	1.251.257	1.251.257
**D	RWSF CIT ACWIEUX	0	997.584	997.584
**D	RWSF CIT ACWI	0	1.601.257	1.601.257
**D	FIDELITY SALEM STREET TRUST FIDELITY SAI INTERNATIONAL INDEX FUND	0	3.217.074	3.217.074
**D	TEXAS UTILITIES QUAL NDT PARTNERSHIP	0	11.941	11.941
**D	RCB AVOIRS OPCVM	0	309.313	309.313
**D	ZVK DEAM SPK	0	220.000	220.000
**D	GLOBAL ATLANTIC GOLDMAN SACHS GLOBAL EQUITY INSIGHTS PORTFOLIO	0	2.651	2.651
**D	GLOBAL ATLANTIC BLACKROCK DISCIPLINED INTERNATIONAL CORE PORTFOLIO	0	28.815	28.815
**D	VERSUS CAPITAL REAL ASSETS FUND LLC	0	423.200	423.200
**D	THE BOSTON COMPANY ASSET MANAGEMENT	0	122.654	122.654
**D	THE SULTANATE OF OMAN MINISTRY OF DEFENCE PENSION FUND	0	293.615	293.615
**D	INVECO MARKETS II PLC	0	55.584	55.584
**D	MAN GLG EUROPEAN ALPHA INCOME FUND	0	55.000	55.000
**D	WF FAJMT STATE STREET GLOBAL SERV	0	147.787	147.787
**D	WF MFS LTD EAFE GLOBAL	0	57.281	57.281
**D	C9W CITW FD PARAMETRIC	0	15.826	15.826
**D	MOTHER CABRINI HEALTH FOUNDATION, INC.	0	258.963	258.963
**D	GEORGETOWN UNIVERSITY	0	158.370	158.370
**D	UTIMCO SP II LLC	0	19.467	19.467
**D	BBVAGESTXPENSIONS	0	198.106	198.106
**D	STATE OF WISCONSIN INVESTMENT BOARD	0	42.886	42.886
**D	MONDRIAN EMERGING MARKETS EQUITY TREASURER OF THE STATE OF NORTH CAROLINA EQUITY INVESTMENT FUND POOLED TRUST	0	0	0
	6.208.999			6.208.999
**D	BLACKROCK ACWI USIMI	0	2.593.937	2.593.937
**D	BLACKROCK GLOBAL FUNDS	0	22.839.804	22.839.804
**D	VIRTUS DUFF AND PHELPS GLOBAL INFRASTRUCTURE FUND	0	156.915	156.915
**D	ALICNY BLACKROCK GBL EQUITY	0	39.261	39.261
**D	IOWA PUBLIC EMPLOYEES RETIREMENT SYSTEM	0	1.767.116	1.767.116
**D	IOWA PUBLIC EMPLOYEES RETIREMENT SYSTEM	0	289.289	289.289
**D	NEMA ISIF ILM EUROPEAN EQUITY	0	277.243	277.243
**D	WF AND CO CASH FLM EVERGN INV 1	0	151.371	151.371
**D	WF AND CO CASH FLM MONDN INV FT	0	844.916	844.916
**D	MAN FUNDS PLC	0	168.500	168.500
**D	THE EUROPEAN CENTRAL BANK	0	419.063	419.063

1304

LISTA ESITO DELLE VOTAZIONE

Oggetto: Relazione sulla politica di remunerazione e sui compensi corrisposti - Seconda sezione: relazione sui compensi corrisposti (deliberazione non vincolante) FAVOREVOLI

Badge	Ragione Sociale	Proprio	Delega	Totale
**D	PS SP INTL DEVEL MOMENTUM FORT	0	7.398	7.398
**D	PUBLIC SERVICE ENTERPRISE GROUP INC MASTER DEFINED BENEFIT RETIREMENT TRUST	0	1.442.464	1.442.464
**D	AL TRUST H3 FONDS SPX	0	426.363	426.363
**D	AL TRUST FONDS SP 7 SPX	0	828.674	828.674
**D	ATTIVO CAPITAL	0	43.920	43.920
**D	ADVANCED SERIES TRUST - AST FI PYRAMIS QUANTITATIVE PORTFOLIO	0	234.462	234.462
**D	SLI SICAV GBL FOCUSED STRATEGIES FD	0	124.267	124.267
**D	SLI GBL SICAV CON EQ IN FD	0	69.230	69.230
**D	SLI GLOBAL ABSOLUTE RET STRATEGIES	0	218.872	218.872
**D	SLI GLOBAL EQUITIES FUND	0	154.989	154.989
**D	SLI EUROPEAN EQUITIES FUND	0	128.847	128.847
**D	SLI EUROPEAN EQUITY UNCONSTRAINED	0	61.516	61.516
**D	ONFF WILLIAM BLAIR NONUS	0	10.804	10.804
**D	DIOCESE OF VENICE PENSION PLAN AND TRUST	0	98.621	98.621
**D	UFJF MCM MSCI WORLD FD	0	342.854	342.854
**D	HE INC. MASTER TRUST	0	139.876	139.876
**D	FIRE AND POLICE PENSION ASSOCIATION OF COLORADO	0	260.547	260.547
**D	RHODE ISLAND EMPLOYEES RETIREMENT SYSTEMS POOLED TRUST	0	391.928	391.928
**D	CE&F WILLIAM BLAIR IACG	0	28.640	28.640
**D	CE&F LEIA ATIVO IE	0	1.293.907	1.293.907
**D	CE&F LAZARD ILCE	0	1.430.098	1.430.098
**D	EMPLOYEE RETIREMENT SYSTEM OF IDAHO	0	959.910	959.910
**D	PUBLIC EMPLOYEE RETIREMENT SYSTEM OF IDAHO	0	440.739	440.739
**D	PUBLIC EMPLOYEE RETIREMENT SYSTEM OF IDAHO	0	14.326	14.326
**D	PITTSBURGH THEOLOGICAL SEMINARY OF THE PRESBYTERIAN CHURCH	0	368.949	368.949
**D	RAYTHEON MASTER PENSION TRUST	0	509.300	509.300
**D	RAYTHEON MASTER PENSION TRUST	0	335.646	335.646
**D	RAYTHEON MASTER PENSION TRUST	0	81.472	81.472
**D	CZ ANDELEN S&GA	0	8.102	8.102
**D	PGVF SSGA	0	232.085	232.085
**D	PGEF PG E QUALIFIED PANAGORA EAFE	0	284.823	284.823
**D	PDBF NUVEEN	0	151.500	151.500
**D	DWS INVESTMENT GMBH ON BEHALF OF DEAM FONDS ZDV	0	266.400	266.400
**D	CENTRAL STATES SE AND SW H AND W FUNDS	0	45.120	45.120
**D	CE&F STRATEGIC GBL EAFE	0	3.500	3.500
**D	BNYMCIL MAN NUMERIC GLOBAL EQ JR	0	9.314	9.314
**D	HIGF HGLD PRINF WLGN CF	0	18.869	18.869
**D	HGF HGLD PRINF WLGN	0	1.839.357	1.839.357
**D	CITY OF NEW YORK DEFERRED COMPENSATION PLAN	0	44.657	44.657
**D	MOJF MARATHON WELLINGTN	0	1.429.076	1.429.076
**D	VANGUARD INTL HIGH DIV YLD INDEX FD	0	43.914	43.914
**D	NSNF PARA EAFE PI 2	0	39.937	39.937
**D	NSNF PARA EAFE PI 1	0		

GH

1305

LISTA ESITO DELLE VOTAZIONE

Oggetto: Relazione sulla politica di remunerazione e sui compensi corrisposti - Seconda sezione: relazione sui compensi corrisposti (deliberazione non vincolante) FAVOREVOLI

Badge	Ragione Sociale	Proprio	Delega	Totale
**D	NSNF PARA EAFE MONTI	0	49.788	49.788
**D	MINISTER FOR FINANCE AND IRELAND STRATEGIC INVESTMENT FUND ISIF	0	11.070	11.070
**D	INVERSCO FUNDS	0	15.304.065	15.304.065
**D	STICHTING BEWAREDER ACHEMA BELEGINGSPOOLS AIM AFW E7AFZ026002	0	1.401.413	1.401.413
**D	ALASKA PERMANENT FUND CORPORATION	0	2.797.490	2.797.490
**D	PUBLIC SCHOOL TEACHERS' PENSION AND RETIREMENT FUND OF CHICAGO	0	8.070	8.070
**D	DUKE ENERGY QUALIFIED NUCLEAR DECOMMISSIONING	0	308.687	308.687
**D	VOYA INTERNATIONAL CORE FUND	0	260.065	260.065
**D	AUTO CLUB INSURANCE ASSOCIATION	0	148.845	148.845
**D	PUBLIC EMPLOYEES RETIREMENT ASSOCIATION OF NEW MEXICO	0	319.620	319.620
**D	STANLEY LSV STANLEY BLACK AND DECKER INC PENSION MASTER TRUST	0	115.700	115.700
**D	SCHOOL EMPLOYEES RETIREMENT SYSTEM OF OHIO	0	366.502	366.502
**D	SCHOOL EMPLOYEES RETIREMENT SYSTEM OF MISSISSIPPI	0	379.700	379.700
**D	PUBLIC EMPLOYEES RETIREMENT SYSTEM OF MISSISSIPPI	0	806.963	806.963
**D	KENTUCKY RETIREMENT SYSTEMS INSURANCE TRUST FUND	0	106.187	106.187
**D	KENTUCKY RETIREMENT SYSTEMS INSURANCE TRUST FUND	0	482.353	482.353
**D	KENTUCKY RETIREMENT SYSTEMS INSURANCE TRUST FUND	0	321.100	321.100
**D	KENTUCKY RETIREMENT SYSTEMS INSURANCE TRUST FUND	0	259.717	259.717
**D	KENTUCKY RETIREMENT SYSTEMS	0	1.095.982	1.095.982
**D	KENTUCKY RETIREMENT SYSTEMS	0	759.700	759.700
**D	KENTUCKY RETIREMENT SYSTEMS	0	473.908	473.908
**D	INDIANA PUBLIC RETIREMENT SYSTEM	0	743.303	743.303
**D	INDIANA PUBLIC RETIREMENT SYSTEM	0	164.861	164.861
**D	GENERAL MILLS INVESTMENT TRUST	0	116.042	116.042
**D	SDG AND E QUALIFIED NUCLEAR DECOMMISSIONING TRUST PARTNERSHIP	0	92.945	92.945
**D	VOYA MUTLI MANAGER INTERNATIONAL FACTORS FUND	0	308.133	308.133
**D	VERIZON MASTER SAVINGS TRUST	0	53.564	53.564
**D	VEBA PARTNERSHIP N L P	0	166.193	166.193
**D	VEBA PARTNERSHIP N L P	0	407.128	407.128
**D	BELL ATLANTIC MASTER TRUST	0	30.514	30.514
**D	BELL ATLANTIC MASTER TRUST	0	678.480	678.480
**D	BELL ATLANTIC MASTER TRUST	0	628.690	628.690
**D	BELL ATLANTIC MASTER TRUST	0	224.550	224.550
**D	UNITED STATES ARMY NONAPPROPRIATED FUND EMPLOYEE RETIREMENT PLAN TRUST	0	19.421	19.421
**D	EMPLOYEES' RETIREMENT SYSTEM OF THE STATE OF HAWAII	0	908.825	908.825
**D	SOUTH DAKOTA RETIREMENT SYSTEM	0	77.033	77.033
**D	STATE OF SOUTH DAKOTA	0	5.316.665	5.316.665
**D	PENSION RESERVES INVESTMENT TRUST FUND	0	41.701	41.701
**D	METROPOLITAN WATER RECLAMATION DISTRICT RETIREMENT FUND	0	1.128.831	1.128.831
**D	ACADIAN ALL COUNTRY WORLD EX US FUND	0	261.611	261.611
**D	METROPOLITAN EMPLOYEE BENEFIT SYSTEM	0	1.362.371	1.362.371
**D	FLORIDA RETIREMENT SYSTEM	0	1.580.141	1.580.141
**D	BLACKROCK WORLD EX FLORIDA RET SYS	0	134.579	134.579
**D	FLORIDA RETIREMENT SYSTEM	0		

1306

EA

LISTA ESITO DELLE VOTAZIONI

Oggetto: Relazione sulla politica di remunerazione e sui compensi corrisposti - Seconda sezione: relazione sui compensi corrisposti (deliberazione non vincolante).
FAVOREVOLI

Badge	Ragione Sociale	Proprio	Delega	Totale
**D	PENN SERIES DEV INTL INDEX FUND	0	59.338	59.338
**D	FLORIDA RETIREMENT SYSTEM	0	420.371	420.371
**D	EMPLOYEES RETIREMENT SYSTEM OF TEXAS	0	688.000	688.000
**D	BLK COMTS INC INV TST INV PF ENYMTD	0	316.516	316.516
**D	ENYMTD BLK CONT EUR EQ TRCK FD INV	0	5.574.342	5.574.342
**D	ENYMTD BLK CONTINENTAL EURO INC	0	10.560.045	10.560.045
**D	UPMC BMO PENSION	0	93.547	93.547
**D	UTC EDHEC BLACKROCK UNITED TECHNOLOGIES CORPORATION MASTER RETIREMENT	0	40.301	40.301
**D	TEA BLACKROCK INC INTL	0	1.999.912	1.999.912
**D	NV RBIF ALLINCEBERNSTN INTL EQ	0	74.536	74.536
**D	NV PERS SSGA EAFE INDEX PUBLIC EMPLOYEES RETIREMENT SYSTEM OF NEVADA	0	2.546.628	2.546.628
**D	NV PERS MELLON CAPITAL INDEX	0	2.389.210	2.389.210
**D	LOUISIANA STATE ERS TERROR FREE INT	0	1.354	1.354
**D	LOUISIANA STATE ERS MONDRIAN LG CAP	0	13.615	13.615
**D	LOUISIANA STATE ERS MSCI EXUS INDEX	0	10.201	10.201
**D	IVY APOLLO MGT ASSET INC GBL IVY	0	539.823	539.823
**D	ENSIGN PEAK CP LSV INTL LARGE	0	617.700	617.700
**D	ENSIGN PEAK EAFE LSV ASSET	0	2.567.000	2.567.000
**D	PRINCIPAL GLOBAL INVESTORS FUNDS	0	5.484	5.484
**D	UPMC BMO	0	81.476	81.476
**D	AST INTL VAL LAZARD PD42	0	1.476.092	1.476.092
**D	AST ADVANCED STRAT LSV PD15	0	680.500	680.500
**D	AST INTL VALUE LSV PD41	0	624.400	624.400
**D	BLL ACUTL LIFGLO3000 EMEN WHT INDEF	0	346.917	346.917
**D	POOL RE L AND G MSCI EQ	0	167.993	167.993
**D	POOL RE JPM REI EQUITY	0	81.706	81.706
**D	AST GS MULTI ASSET PORT LIQ PDHB	0	16.015	16.015
**D	STATE BOARD OF ADMINISTRATION OF FLORIDA	0	184.247	184.247
**D	IVY GBL EQUITY INC	0	2.277.699	2.277.699
**D	SRP AOR	0	342.460	342.460
**D	IVY VIP GLOBAL EQUITY INCOME	0	1.078.445	1.078.445
**D	IOWA PUBLIC EMPLOYEES RETIREMENT SYSTEM	0	92.153	92.153
**D	METROPOLITAN LIFE INSURANCE COMPANY	0	423.219	423.219
**D	IMASCO HOLDINGS GRP INC AND PARTICIPATING AFFILIATES RETIREMENT PLAN	0	18.720	18.720
**D	ENERGY INSURANCE MUTUAL LIMITED	0	39.882	39.882
**D	PRUDENTIAL INVESTMENT PORTFOLIO 2 PRUDENTIAL OMA INTL DEVELOPED MKETS INDEX FUND	0	26.576	26.576
**D	AL TRUST AKTIEN EUROPA SPK	0	60.023	60.023
**D	UPS GROUP TRUST	0	484.117	484.117
**D	TENNESSEE VALLEY AUTHORITY RETIREMENT SYSTEM	0	25.682	25.682
**D	TENNESSEE VALLEY AUTHORITY RETIREMENT SYSTEM	0	8.786	8.786
**D	TENNESSEE VALLEY AUTHORITY RETIREMENT SYSTEM	0	181.381	181.381
**D	SOUTH CAROLINA RETIREMENT SYSTEMS GROUPTRUST	0	53.819	53.819
**D	THE STATE OF CONNECTICUT ACTINGTHROUGH ITS TREASURER	0	1.515.230	1.515.230

1307

218

LISTA ESITO DELLE VOTAZIONE

Oggetto: Relazione sulla politica di remunerazione e sui compensi corrisposti - Seconda sezione: relazione sui compensi corrisposti (deliberazione non vincolante)
FAVOREVOLI

Badge	Ragione Sociale	Proprio	Delega	Totale
**D	BOARD OF PENSIONS OF THE EVANGELICAL LUTHERAN CHURCH IN AMERICA	0	1.021.326	1.021.326
**D	BOARD OF PENSIONS OF THE EVANGELICAL LUTHERAN CHURCH IN AMERICA	0	183.187	183.187
**D	ARKANSAS PUBLIC EMPLOYEES RETIREMENT SYSTEM	0	1.027.866	1.027.866
**D	SANTA BARBARA COUNTY EMPLOYEES RETIREMENT SYSTEM	0	136.236	136.236
**D	BANK OF KOREA	0	4.079	4.079
**D	THE BANK OF KOREA	0	595.155	595.155
**D	BNY MELLON GLOBAL FUNDS PLC	0	911.020	911.020
**D	IWHF LSV ASSET INVESTMENT	0	32.400	32.400
**D	NON US EQUITY MGRS PORT I LAZARD	0	136.873	136.873
**D	PEI INTL EQUITY INDEX FUND	0	664.851	664.851
**D	VIRTUS TOTAL RETURN FUND INC.	0	630.290	630.290
**D	ALLSTATE LIFE INSURANCE COMPANY	0	116.495	116.495
**D	SARATOGA INTERNATIONAL EQUITY PORTFOLIO	0	20.900	20.900
**D	THE AMERICAN UNIVERSITY IN CAIRO	0	7.542	7.542
**D	VOYA BALANCED PORT INTL VALUE	0	39.255	39.255
**D	VOYA INTERNATIONAL INDEX PORTFOLIO	0	1.366.465	1.366.465
**D	VOYA INFRASTRUCT INDUSTRY AND MATLSFD	0	338.149	338.149
**D	VOYA GLOBAL EQUITY PORTFOLIO	0	97.580	97.580
**D	MINISTERS AND MISSIONS BENEFIT BRD OF AMERICAN BPTST CHURCHES	0	90.716	90.716
**D	FP&F WILLIAM BLAIR CO	0	162.803	162.803
**D	ERYF ATTIVO CAPITAL	0	26.690	26.690
**D	CALIFORN ENDOW LAZARD	0	194.080	194.080
**D	VOYA MM INTL EQUITY FUND LAZARD	0	197.837	197.837
**D	RBS INVESTMENT FUNDS ICVC MANAGED INCOME FUND	0	3.112	3.112
**D	VOYA GLOBAL EQUITY FUND	0	35.798	35.798
**D	DEUTSCHE XTRK MSCI EMU HDG EQ ETF	0	38.756	38.756
**D	AXA MPS FINANCIAL DAC	0	1.600.000	1.600.000
**D	GS ACTIVEBETA EUROPE ETF	0	11.269	11.269
**D	GS ACTIVE BETA INTL EQUITY ETF	0	525.405	525.405
**D	PVC DIVERSIFIED INTERNATIONAL AC	0	275.388	275.388
**D	PEI DIVERSIFIED INTERNATIONAL FUND	0	14.446.341	14.446.341
**D	BNYMTCL LM QS MV EURO EQ GAI FD	0	53.000	53.000
**D	CTJ RE STANLIB GLOBAL EQ ARR USD	0	284.229	284.229
**D	CTJ RE STANLIB GLOBAL EQUITY FD AB	0	54.000	54.000
**D	BNYTD CF CANLIFE GLEB INFRA FD	0	100.243	100.243
**D	PGIF EUROPEAN EQUITY FUND BNYMTCIL	0	85.749	85.749
**D	PEI OVERSEAS FD PMC	0	549.402	549.402
**D	PEI INTERNATIONAL FD I ORIGIN	0	192.000	192.000
**D	PEI OVERSEAS FD BMS	0	3.232.159	3.232.159
**D	BNYMTCL LAZARD EUROPEAN EQUITY FUN	0	138.417	138.417
**D	INVERSCO STRATEGIC DEVELOPED EX-US ETF	0	228.943	228.943
**D	INTERNATIONALE KAPITALANLAGEGESELLSCHAFT MBH	0	55.248	55.248
**D	KAPITALANLAGEGESELLSCHAFT MBH	0	423.304	423.304

1308

LISTA ESITO DELLE VOTAZIONE

Oggetto: Relazione sulla politica di remunerazione e sui compensi corrisposti - Seconda sezione: relazione sui compensi corrisposti (deliberazione non vincolante)
FAVOREVOLI

Badge	Ragione Sociale	Proprio	Delega	Totale
**D	MAPFRE MSV LIFE PLC	0	674.429	674.429
**D	VY TEMPLETON FOREIGN EQUITY	0	169.730	169.730
**D	VOYA INTERNATIONAL HIGH DIVIDEND EQUITY INCOME FUND	0	18.427	18.427
**D	VOYA GLOBAL EQUITY DIVIDEND AND PREMIUM OPPORTUNITY FUND	0	95.496	95.496
**D	VOYA GLOBAL ADVANTAGE AND PREMIUM OPPORTUNITY FUND	0	30.998	30.998
**D	VOYA GLOBAL EQUITY DIVIDEND FUND	0	8.062	8.062
**D	INVESCO S AND P EUROPE 350 EQUAL WEIGHT INDEX ETF	0	1.322	1.322
**D	IQ 50 PERCENT HEDGED FTSE EURO ETF	0	7.784	7.784
**D	IQ 50 PERCENT HEDGED FTSE INTL ETF	0	154.495	154.495
**D	ALLSTATE INSURANCE CO BLACKROCK	0	245.092	245.092
**D	GREATLINK SUPREME ACADIAN	0	13.051	13.051
**D	LUX NYKREDIT GLOBAL EQUITIES	0	563.819	563.819
**D	CEP DEP IP GLOBAL EX UK ENHAN IND	0	31.555	31.555
**D	CEP DEP IP EUROPEAN EQUITY	0	3.018.432	3.018.432
**D	NKS 31004 INV MM INVEST EUROPA AKK	0	655.330	655.330
**D	NYKREDIT INVEST GLOBALE AKTIER SRI	0	477.778	477.778
**D	NYKREDIT INVEST TAKTISK ALLOKERING	0	125.761	125.761
**D	NKB INVEST GLOBALE AKTIER BASIS	0	41.213	41.213
**D	CEP DEP IP EUROPEAN HIGH INCOME	0	34.608	34.608
**D	PUBLIC EMPLOYEES RETIREMENT SYSTEM OF MISSISSIPPI	0	1.667.588	1.667.588
**D	POWERSHARES S AND P GLOBAL EX CANADA HIGH DIVIDEND LOW VOLATILITY INDEX ETF	0	1.119.031	1.119.031
**D	NATIONAL ELEVATOR INDUSTRY HEALTH BENEFIT PLAN	0	13.177	13.177
**D	DOFT AND PHELPS GLOBAL UTILITY INCOME FUND INC	0	111.100	111.100
**D	EMPLOYEES RETIREMENT TRUST OF BANK OF MONTREAL HARRIS	0	3.013.959	3.013.959
**D	HRCD RPMT HAP RHUMELINE EAFE	0	143.139	143.139
**D	NATWEST DEP SPF EUROPE EQ 55GA	0	4.038	4.038
**D	PS FTSE LO BT EQ WT PORT	0	138.954	138.954
**D	FLORIDA RETIREMENT SYSTEM	0	2.560	2.560
**D	FLORIDA RETIREMENT SYSTEM	0	2.466.383	2.466.383
**D	HRCD RPMT HAP LAZARD ASSET MGMT	0	3.131.733	3.131.733
**D	AOBIT HAI RHUMELINE EAFE THE ARCHDIOCESE OF HARTFORD INVESTMENT TRUST	0	36.535	36.535
**D	AOBIT HAI LAZARD ASSET MGT THE ARCHDIOCESE OF HARTFORD INVESTMENT TRUST	0	4.611	4.611
**D	ACADIAN INTERNATIONAL EQUITY FUND LLC	0	45.723	45.723
**D	ACADIAN NON US ALL CAP EQUITY FUND USD HEDGED LLC	0	103.514	103.514
**D	BOK KIC GAEQ16	0	368.773	368.773
**D	BOK KIC GPEQ0	1	1	1
**D	THE GOVERNMENT EMPLOYEES PENSION FUND GEPE	0	100.679	100.679
**D	BOK MCM DM FEO	0	312.557	312.557
**D	GOLDMAN SACHS GMS ERISA GROUP TRUST	0	111.300	111.300
**D	NONUS EQUITY MGRSPORT 1 ACADIANAN	0	42.027	42.027
**D	SPRUCEGROVE NONUS EQUITY LLC/LC	0	70.964	70.964
**D	AST PRO GRWTH ALL ETF OMA EAFE PDEF	0	292.154	292.154

130P

PA

LISTA ESITO DELLE VOTAZIONE

Oggetto: Relazione sulla politica di remunerazione e sui compensi corrisposti - Seconda sezione: relazione sui compensi corrisposti (deliberazione non vincolante)
FAVOREVOLI

Badge	Ragione Sociale	Proprio	Delega	Totale
**D	ACADIAN ALL COUNTRY WORLD MANAGED VOLATILITY EQUITY FUND LLC	0	68.963	68.963
**D	56053 IP GLOBAL EQUITIES I	0	456.411	456.411
**D	WILM MULTI MGR FD JO HAMERO	0	238.500	238.500
**D	WILMINGTON MULTI MANAGER INTERNATIONAL FUND	0	101.489	101.489
**D	CEP DEP IP GLOBAL TARGETED RE FUND	0	1.114.712	1.114.712
**D	IVY PZENA INTERNATIONAL VALUE FUND	0	433.574	433.574
**D	PS FTSE RAFI DEVEL MAR EX US PORT	0	784.659	784.659
**D	POWERSHARES GLOBAL FUNDS IRELAND PLC	0	13.840	13.840
**D	PS FTSE RAFI EU UCITS ETF BNYMTCIL	0	7.877	7.877
**D	AST FI PYRAMIS QUANT AA IE SC PDGJ	0	971.662	971.662
**D	AST FI PYRAMIS QUANT AA GLB EQ PDGH	0	109.843	109.843
**D	PRU JEN GL INFRASTRUCTURE FUND PDLF	0	172.480	172.480
**D	AST JENNISON GLOBAL INFRASTR PDMM	0	65.602	65.602
**D	AST JPM GL THEM PORT 2 INT EME PDNB	0	213.020	213.020
**D	AST SIKKX GLEL STR INT SAE PDCC	0	13.515	13.515
**D	THE PRUDENTIAL SERIES FUND GLOBAL PORTFOLIO	0	280.300	280.300
**D	PSF FLEXIBLE MANAGED PORTF OMA	0	98.012	98.012
**D	PSF CONSERVATIVE BAL PORTIF OMA	0	61.737	61.737
**D	PRU SECTOR FDS INC PRU UTILITY FD	0	11.780.717	11.780.717
**D	PRU OMA WRLD FD INC PRU INT EQTY	0	251.466	251.466
**D	PRUDENTIAL INVESTMENT PORTFOLIOS INC PRUDENTIAL BALANCED FUND	0	106.587	106.587
**D	FT NASDAQ SMART GRID INDEX FUND	0	37.631	37.631
**D	FT ISE GLOBAL WIND ENERGY INDEX FND	0	277.120	277.120
**D	BNYMTCIL GLG EUROPEAN EQ ALTER TRAD	0	305.843	305.843
**D	GREAT-WEST INTERNATIONAL INDEX FUND	0	582.285	582.285
**D	AST RCM WORLD TRENDS PORT PDBE	0	1.032.953	1.032.953
**D	ADVANCED SERIES TRUST-AST PRUDENTIAL GROWTH ALLOCATION PORTFOLIO	0	836.755	836.755
**D	STATE OF WISCONSIN INVESTMENT BOARD	0	380.758	380.758
**D	STATE OF WISCONSIN INVESTMENT BOARD	0	2.769.424	2.769.424
**D	STATE OF WISCONSIN INVESTMENT BOARD	0	1.831.025	1.831.025
**D	STATE OF WISCONSIN INVESTMENT BOARD	0	400.704	400.704
**D	THE BANK OF KOREA	0	7.299	7.299
**D	THE BANK OF KOREA	0	2	2
**D	ACADIAN GLOBAL MANAGED VOLATILITY EQUITY FUND LLC	0	583.627	583.627
**D	BOK KIC GEEQ2 0	0	26.203	26.203
**D	THE STATE OF CONNECTICUT	0	61.260	61.260
**D	THE STATE OF CONNECTICUT ACTINGTHROUGH ITS TREASURER	0	89.100	89.100
**D	EMPLOYERS RETIREMENT SYSTEM OF TEXAS	0	894.647	894.647
**D	DEUTSCHE XTRKS MSCI ALL WORLD HDG	0	41.834	41.834
**D	CP3F LAZARD	0	232.717	232.717
**D	CANDLES PROVIDENT PENSION FUND	0	3.449	3.449
**D	NKB SI MOMENTUM AKTIER	0	111.362	111.362
**D	NKB SI MOMENTUM AKTIER AKK	0	9.669	9.669

1360

ey

LISTA ESITO DELLE VOTAZIONE

Oggetto: Relazione sulla politica di remunerazione e sui compensi corrisposti - Seconda sezione: relazione sui compensi corrisposti (deliberazione non vincolante) FAVOREVOLI

Badge	Ragione Sociale	Proprio	Delega	Totale
**D	NKE SII DOW JONES SWI	0	182.479	182.479
**D	NKE SII EUROPE VALUE	0	278.980	278.980
**D	IQ CANDRIAM ESG INTERNATIONAL EQUITY ETF	0	40.678	40.678
**D	MARION BRADLEY PARTITION TRUST	0	65.376	65.376
**D	KAPITALFORENINGEN INVESTIN PRO	0	13.062	13.062
**D	POWERSHARES S AND P INTERNATIONAL DEVELOPED HIGH DIVIDEND LOW VOLATILITY PORTFOLIO	0	16.765	16.765
**D	FNC GBL OMNIBUS CUSTODY	0	11.676	11.676
**D	AZL NFJ INTERNATIONAL VALUE FUND	0	60.616	60.616
**D	SPARTAN INTL INDEX	0	15.689.762	15.689.762
**D	TTPF PANAGORA DYN INTL EQ	0	5.836	5.836
**D	AD2F TSPC LAZARD	0	93.860	93.860
**D	AD1F APP LSV IE	0	99.900	99.900
**D	TXME LAZARD	0	649.257	649.257
**D	STICHTING PENSIOENFONDS VAN DE ABN	0	715.382	715.382
**D	BELLSOUTH CORP RFA VERA TRUST	0	117.543	117.543
**D	ARCHDIOCESE OF NEW YORK MASTER TRUST	0	102.431	102.431
**D	SHELL PENSION TRUST	0	167.133	167.133
**D	SHELL PENSION TRUST	0	251.251	251.251
**D	MNVF SSGR INTL EQUITY	0	40.251	40.251
**D	LFLF LSV ASSET MGMT	0	199.200	199.200
**D	DREYFUS INDEX FUNDS INC DREYFUS INTERNATIONAL STOCK INDEX FUND	0	325.681	325.681
**D	DREYFUS INTERNATIONAL EQUITY FUND	0	1.179.138	1.179.138
**D	RCBSEG	0	371.490	371.490
**D	WHFF WCTC P2ENA	0	83.716	83.716
**D	CITY OF MEMPHIS RETIREMENT SYSTEM	0	78.344	78.344
**D	LOUISIANA SHERIFFS ARROWSHREET	0	119.204	119.204
**D	EMPLOYEES RETIREMENT SYSTEM OF TEXAS	0	1.209.000	1.209.000
**D	LAZARD GLOBAL EQUITY INC FD ONSHORE	0	185.576	185.576
**D	LAZARD EUROPEAN ALPHA FUND	0	312.741	312.741
**D	P2ENA INVESTMENT MGT	0	468.363	468.363
**D	PFI SYSTEMATEX INTERNATIONAL FD PGI	0	305.879	305.879
**D	APL RB EQ DEV MIRA	0	95.834	95.834
**D	BLL AQUILA LIFE FTSE RAFI DEVELOPED	0	1.131.329	1.131.329
**D	BLL AQUILA LIFE MSCI WORLD FUND	0	1.619.769	1.619.769
**D	BLL AQUILA LIFE OSEAS EQUITY FUND	0	6.846	6.846
**D	THE OPEC FUND FOR INTERNATIONAL DEVELOPMENT	0	367	367
**D	BR GLOBAL OPP PORT EQUITY SLEEVE	0	408.894	408.894
**D	BLL ASCENT LIFE EUROPEAN	0	125.297	125.297
**D	AST ACADEM STRAT RAJENNISON PD07	0	748.290	748.290
**D	TEACHERS' RETIREMENT SYSTEM OF LOUISIANA	0	129.239	129.239
**D	TEACHERS' RETIREMENT SYSTEM OF LOUISIANA	0	1	1
**D	SEMPRA ENERGY PENSION MASTER TRUST	0	233.197	233.197
**D	SEATTLE CITY EMPLOYEES RETIREMENT SYSTEM	0	78.870	78.870

130

EG

LISTA ESITO DELLE VOTAZIONE

Oggetto: Relazione sulla politica di remunerazione e sui compensi corrisposti - Seconda sezione: relazione sui compensi corrisposti (deliberazione non vincolante) FAVOREVOLI

Badge	Ragione Sociale	Proprio	Delega	Totale
**D	PS&F STATE STREET INTL EQ	0	622.873	622.873
**D	AST JPM SO CAPITAL PRESERV PD4G	0	85.769	85.769
**D	AST JPM SO EAFE OPP PD4D	0	53.412	53.412
**D	BLL AQUILA LIFE EUROPEAN EQUITY	0	5.204.967	5.204.967
**D	AIF 21104 LPI AKT EUROPA II	0	67.736	67.736
**D	INVESTINGSFORINGEN LAEGERNES INVEST,	0	39.674	39.674
**D	AF81 LABOR SELECT INTL EQ	0	1.163.177	1.163.177
**D	DEUTSCHE XTRKS MSCI EURO CCIHGD	0	495.672	495.672
**D	ARC RE EQ DEV KAITOS	0	28.623	28.623
**D	POWERSHARES FUREBETA FTSE DEVELOPED EX NORTHAMERICA PORTFOLIO	0	1.194	1.194
**D	RTC EMULATION	0	72.854	72.854
**D	SCEF MONDRIAN	0	321.408	321.408
**D	SAEF SCE PANAGORA QUAL	0	188.961	188.961
**D	AB FOODS HEXAVEST	0	62.862	62.862
**D	DBX FTSE DEV EX US COMP FACTOR	0	8.531	8.531
**D	ABN AMRO PF OBS RAFI 1000	0	615.196	615.196
**D	ASV EB EQ DEV MENKAR	0	61.704	61.704
**D	FGTF DR NON US EQUITY GT	0	19.212	19.212
**D	MCKINLEYCAPINTLGROWI	0	155.500	155.500
**D	DEUTSCHE XTRKS MSCI EAFE CCIHGD	0	2.471.920	2.471.920
**D	TGWF PANAGORA INTL EQ	0	17.715	17.715
**D	FARMERS GROUP INC EMPLOYEES PENSION PLAN TRUST	0	334.780	334.780
**D	FARMERS GROUP INC 401 K SAVINGS PLAN	0	484.463	484.463
**D	ROWF GT ACWI EX US	0	2.605.885	2.605.885
**D	SESA GEFF BLACKROCK EQUITY	0	809.731	809.731
**D	BOA PENSION PLAN MONDRIAN	0	1.304.006	1.304.006
**D	ALASKA PERMANENT FUND CORPORATION	0	1.150.133	1.150.133
**D	ALASKA PERMANENT FUND CORPORATION	0	928.534	928.534
**D	3M ERIP RAFI EAFE	0	380.124	380.124
**D	AF7 EQUITY FUND	0	9.476.085	9.476.085
**D	SISTERS OF CHARITY OF LEAVENWORTH HEALTH SYSTEM MASTER TRUST	0	93.385	93.385
**D	MSV JP MORGAN	0	312.609	312.609
**D	NEFF LSV ASSET MGMT	0	567.200	567.200
**D	NATIONAL ELEVATOR INDUSTRY PENSION PLAN	0	286.900	286.900
**D	CYBF ATRVO CAPITAL MGMT	0	48.820	48.820
**D	CYBF LSV ASSET MGMT	0	208.600	208.600
**D	LEFF LAZARD	0	125.499	125.499
**D	RZSF3002 NON US EQ MONDRIAN	0	598.464	598.464
**D	RZSF3001 NON US GE W BLAIR	0	216.592	216.592
**D	RZSF1501 GLOBAL EQ HEXEVEST	0	142.217	142.217
**D	ATFF LAZARD	0	259.100	259.100
**D	ADEPT INVESTMENT MANAGEMENT PLC	0	982.876	982.876
**D	INVESCO PERPETUAL GLOBAL TARGETED INCOME FUND	0	14.813	14.813

1362

Handwritten signature

LISTA ESITO DELLE VOTAZIONE

Oggetto: Relazione sulla politica di remunerazione e sui compensi corrisposti - Seconda sezione: relazione sui compensi corrisposti (deliberazione non vincolante) FAVOREVOLI

Badge	Ragione Sociale	Proprio	Delega	Totale
**D	CEP DEP IP EURO EX DK ENH IND FD	0	13.340	13.340
**D	VIRGINIA RETIREMENT SYSTEM	0	188.000	188.000
**D	VIRGINIA RETIREMENT SYSTEM	0	189.383	189.383
**D	VIRGINIA RETIREMENT SYSTEM	0	2.422.000	2.422.000
**D	VIRGINIA RETIREMENT SYSTEM	0	1.588.338	1.588.338
**D	EMPT-INKA-FONDS	0	503.941	503.941
**D	THE ROMAN CATHOLIC ARCHBISHOP OF LOS ANGELES	0	243.395	243.395
**D	AIC CAMBIAR INTERNATIONAL EQUITY FUND	0	3.489.000	3.489.000
**D	LAWRENCE LIVERMORE NATIONAL SECURITY LLC AND LOS ALAMOS NATIONAL SECURITY LLC DEFINED BENEFIT PLAN GROUP TRUST	128.737	0	128.737
**D	LLNS LLC AND LANS LLC DEFINED BENEFIT PLAN GROUP TRUST	0	558.725	558.725
**D	DE2F LSV ASSET MGMT	0	82.300	82.300
**D	MSV LIFE PLC	0	78.720	78.720
**D	VANGUARD GLOBAL DIVIDEND FUND	0	1.698	1.698
**D	EL2F EL2 LSV	0	33.900	33.900
**D	COUNTY EMPLOYEES ANNUITY AND BENEFIT FUND OF COOK COUNTY	0	70.240	70.240
**D	COUNTY EMPLOYEES ANNUITY AND BENEFIT FUND OF COOK COUNTY	0	295.170	295.170
**D	COUNTY EMPLOYEES ANNUITY AND BENEFIT FUND OF COOK COUNTY	0	446.083	446.083
**D	COUNTY EMPLOYEES ANNUITY AND BENEFIT FUND OF COOK COUNTY	0	800.889	800.889
**D	COUNTY EMPLOYEES ANNUITY AND BENEFIT FUND OF COOK COUNTY	0	136.046	136.046
**D	CASEY FF ARROWSTREET	0	6.523	6.523
**D	UNITED CHURCH FUNDS QMA BEF	0	144.500	144.500
**D	UNITED CHURCH FUNDS LSV ASSET MGMT	0	56.056	56.056
**D	QSBF PANAGORA	0	50.448	50.448
**D	BNVMTCL ET EURO ALPHEADEX UCITS ETF	0	1.491.342	1.491.342
**D	ENY MELLON INTERNATIONAL FUND	0	6.647	6.647
**D	DEUTSCHE XTRAK MSCI STR EUR HDG ETF	0	130.022	130.022
**D	LRFPP WILLIAM BLAIR	0	3.871	3.871
**D	COLUMBIA SUSTAINABLE INTL EQ ETF	0	406.300	406.300
**D	UDRF LSV NON US LONG	0	53.869	53.869
**D	INS COP TREAS PMP RHUMELINE MSCI	0	776.625	776.625
**D	AR FOODS ARTEMIS	0	1.032.568	1.032.568
**D	CPA COP PSERS PSERS ACWI X US INDEX	0	73.676	73.676
**D	AON HEWITT COLLECTIVE INVESTMENT TRUST	0	747.029	747.029
**D	INTERNATIONALE KAPITALANLAGEGESELLSCHAFT MBH ACTING FOR ACCOUNT OF INKA PBEAKK	0	29.360	29.360
**D	AUKION GLOBAL EQUITY FUND	0	868.935	868.935
**D	AZL INTERNATIONAL INDEX FUND	0	10.033.571	10.033.571
**D	BGF NEW ENERGY FD NAT RES	0	1.731.023	1.731.023
**D	BGF EUROPEAN VALUE FD	0	4.033.859	4.033.859
**D	BGF EURO MKTS FD EURO EQUITY PF	0	11.437	11.437
**D	BOK KIC AREQ 3	0	527.500	527.500
**D	AON HEWITT GROUP TRUST	0	19.840	19.840
**D	WF KNIGHTS OF COLUMBUS MAST TR SSCA	0	90.911	90.911
**D	HE5F NJF INVEST GRF	0	0	0

1383

27

LISTA ESITO DELLE VOTAZIONI

Oggetto: Relazione sulla politica di remunerazione e sui compensi corrisposti - Seconda sezione: relazione sui compensi corrisposti (deliberazione non vincolante)
FAVOREVOLI

Badge	Ragione Sociale	Proprio	Delega	Totale
**D	HAWAIIAN ELECTRIC INDUSTRIES INC MASTER VEDA TRUST	0	9.959	9.959
**D	MI FONDS K12 SPK	0	177.141	177.141
**D	MI FONDS K11 SPK	0	86.837	86.837
**D	MI FONDS K10 SPK	0	448.366	448.366
**D	ARBEJDSMARKEDETS TILLAEGSPENSION	0	1.538.145	1.538.145
**D	AMUNDI SGR SPA / AMUNDI RISPARMIO ITALIA	0	1.387.458	1.387.458
**D	AMUNDI SGR SPA/AMUNDI SVILUPPO ITALIA	0	1.372.000	1.372.000
**D	AMUNDI SGR SPA	0	1.745.542	1.745.542
**D	AMUNDI SGR SPA	0	149.195	149.195
**D	AMUNDI SGR SPA / OBBLIGAZIONARIO PIU' A DIS TRIBUZIONE	0	350.097	350.097
**D	AMUNDI SGR SPA / AZIONARIO VALORE EUROPA A DISTRIBUZIONE	0	482.416	482.416
**D	AMUNDI SGR SPA / AZIONARIO EUROPA	0	138.515	138.515
**D	SEI GLOBAL INVESTMENT FUND PLC	0	58.458	58.458
**D	AMJ GLOBAL BALANCED FUND 2017	0	9.702	9.702
**D	BLACKROCK GA ENHANCED EQUITY F	0	268.243	268.243
**D	SEI GLOBAL MASTER FUND PLC - T	0	13.760	13.760
**D	AB CAP FUND INC AB FLEXTEE	0	205.700	205.700
**D	LSV FONDS PLC	0	44.910	44.910
**D	AB SICAV I - ALTERNATIVE RISK	0	5.580	5.580
**D	AB SICAV I ALL MARKET TOTAL	0	2.710	2.710
**D	AFFINITY WORLD LEADERS EQUITY	0	508.177	508.177
**D	AB SICAV I ALL MARKET INCOME	0	9.191.336	9.191.336
**D	AB SICAV I - EUROZONE EQUITY P	0	430.000	430.000
**D	E.T.H.I.C.A.	0	2.154.461	2.154.461
**D	AB SICAV I - EUROPEAN EQUITY P	0	4.329	4.329
**D	WELLS FARGO (LUX) WORLDWIDE FU	0	9.908	9.908
**D	PGIM ETF TRUST - FGIM OMA STRA	0	285.740	285.740
**D	AB SICAV I - LOW VOLATILITY T	0	12.741.117	12.741.117
**D	BRIDGE BUILDER INTERNATIONAL	0	194.256	194.256
**D	FONDS PALLADIO	0	142.741	142.741
**D	AGF FCR ACTIONS	0	888.853	888.853
**D	AIM EQUITY EMU 1	0	106.452	106.452
**D	AZ AIR FRANCE POCHE ACT EUR	0	85.443	85.443
**D	ALLIANZ CAVIMAC ACTIONS	0	807.898	807.898
**D	LYXOR EURO STOXX 300 DR	0	400.000	400.000
**D	ALLIANZ HOSPITALIERS EURO	0	400.000	400.000
**D	ALLIANZ HOSPI VAL DURABLES	0	1.899.621	1.899.621
**D	LYXOR STOXX EUROPE 600 (DR	0	119.570	119.570
**D	TOUCHSTONE FUNDS GROUP	0	9.421	9.421
**D	LYX FTSE EUR MIN VAR UC ETF	0	927.636	927.636
**D	MAAF ASSURANCES SA	0	12.760	12.760
**D	PROTEC BT	0	214.357	214.357
**D	MOOREA FUND - SELECTION EUR	0	144.034	144.034
**D	MUL - LYXOR ITALIA EQUITY PIR	0		

1384

LISTA ESITO DELLE VOTAZIONE

Oggetto: Relazione sulla politica di remunerazione e sui compensi corrisposti - Seconda sezione: relazione sui compensi corrisposti (deliberazione non vincolante)
FAVOREVOLA

Badge	Regione Sociale	Proprio	Delega	Totale
**D	LIF - LYXOR MSCI EMU VALUE DR	0	363.785	363.785
**D	LYXOR INDEX FUND -LYXOR GLOB.F	0	14.838	14.838
**D	LYXOR CORE MSCI EMU DR UCITS	0	394.792	394.792
**D	LYXOR CORE MSCI WORLD (DR) UCI	0	115.765	115.765
**D	NESTLE FRANCE EQUILIBRE	0	87.148	87.148
**D	SG DIVERSIFIE ISR	0	263.890	263.890
**D	SG ACTIONS INTERNATIONALES	0	338.506	338.506
**D	HALEVY A3	0	500.165	500.165
**D	MONCEAU EUROPE VALUE	0	496.657	496.657
**D	CIPAV METROPOLE DIVERSIFIE	0	471.588	471.588
**D	MONCEAU ETHIQUE	0	188.075	188.075
**D	SMITH GROUP GLOBAL LARGE CAP	0	21.100	21.100
**D	TRUST AND CUSTODY SERVICES BAN	0	4.400	4.400
**D	AB SICAV I - EUROPE (EX UK) EQ	0	9.990	9.990
**D	BLACKROCK EUROFUND	0	231.696	231.696
**D	BLACKROCK GLOBAL ALLOCATION FU	0	19.002.184	19.002.184
**D	BLACKROCK GLOBAL SMALLCAP FUND	0	3.367	3.367
**D	LYXOR MSCI EUROPE CLIMATE	0	1.340	1.340
**D	BLACKROCK GLOBAL ALLOCATION PO	0	149.367	149.367
**D	LYXOR MSCI WORLD CLIMATECHANGE	0	792	792
**D	BLACKROCK GLOBAL ALLOCATION VI	0	6.545.841	6.545.841
**D	LYXOR EURO STOXX 50 (DR)	0	265.945	265.945
**D	ACBERNSTEIN	0	991.010	991.010
**D	UF 6 A ACT	0	175.000	175.000
**D	TRUST CUSTODY SERVICES BANK, L	0	200.000	200.000
**D	ASI - PROGETTO SVILUPPO GLO	0	145.912	145.912
**D	CASSETTE DIVERSIFIE	0	307.557	307.557
**D	AM SOL IT-PROGETTO SVILUPPO GL	0	25.535	25.535
**D	SOGECAP AP LOW CARBON	0	136.737	136.737
**D	BROWN BROTHERS HARRIMAN TRUSTE	0	1.798.805	1.798.805
**D	SILVER INVESCO EURO EQUITY	0	294.174	294.174
**D	AMUNDI S.F-EURO EQ MARKET PLUS	0	158.286	158.286
**D	SG ACTIONS EUROPE MULTIGESTION	0	31.829	31.829
**D	DIVERSIFIE ACTIONS 50-65 DU CD	0	49.633	49.633
**D	AM SOL IT-PROGETTO CED.04 2024	0	23.492	23.492
**D	PIONEER INVESTMENTS TOTAL RETU	0	36.596	36.596
**D	AMUNDI SOLUZ IT-PROG CED 05 20	0	58.461	58.461
**D	TRUST AND CUSTODY SERVICES BAN	0	117.211	117.211
**D	AMUNDI SOLUZ IT-PROG CED 06 20	0	38.887	38.887
**D	AMUNDI SOLUZ IT-PROG CED 08 20	0	47.350	47.350
**D	THE NOMURA TRUST AND BANKING C	0	78.622	78.622
**D	AMUNDI SOLUZ IT-PROG CED 09 20	0	42.711	42.711
**D	AMUNDI SF-DIVERS TARG IN 11 21	0	4.971	4.971

1315

291

LISTA ESITO DELLE VOTAZIONE

Objetto: Relazione sulla politica di remunerazione e sui compensi corrisposti - Seconda sezione: relazione sui compensi corrisposti (deliberazione non vincolante)
FAVOREVOLI

Badge	Ragione Sociale	Proprio	Delega	Totale
**D	AMUNDI SOLUZ IT-PROG CED 12 20	0	19.137	19.137
**D	SG ACTIONS EUROPE	0	176.681	176.681
**D	SG ACTIONS EUROPE LARGE CAP	0	37.958	37.958
**D	AMUNDI SOLUZ IT-PROG CED 11 20	0	33.892	33.892
**D	LYXOR MSCI EUROPE UCITS ETF	0	1.456.404	1.456.404
**D	ACBERNSTEIN-DYNAMIC DIVERSIFI	0	5.102	5.102
**D	LYX EUR STOXX 50 (DR) U E	0	7.176.699	7.176.699
**D	AMUNDI SOLUZ IT-PROG CED 02 21	0	16.585	16.585
**D	LYXOR INDEX FUND EURO	0	16.242	16.242
**D	AMUNDI SOLUZ IT-PROG CED 03 21	0	21.341	21.341
**D	NUVEN GLOBAL INVESTORS FUND F	0	122.518	122.518
**D	2) NEMERIC INVESTORS LLC	0	95.900	95.900
**D	AMUNDI SOLUZ IT-PROG CED 05 21	0	21.062	21.062
**D	GLOBAL HIGH INCOME EQUITY FUND	0	151.369	151.369
**D	ETOILE ACTIONS RENDEMENT	0	433.168	433.168
**D	ETOILE ENERGIE EUROPE	0	108.415	108.415
**D	ANTARIUS ROTATION SECTORIELLE	0	85.414	85.414
**D	AMUNDI SOLUZ IT-PROG CED 06 21	0	16.537	16.537
**D	SEI GLOBAL MASTER FUND PLC STY	0	1.394.000	1.394.000
**D	INVESCO ASSET MANAGEMENT LIMIT	0	49.938	49.938
**D	ACBERNSTEIN FCF	0	7.340.755	7.340.755
**D	AMUNDI SOLUZ IT-PROG CED 08 21	0	9.674	9.674
**D	EMG EUROPE LAZARD AM	0	159.706	159.706
**D	ETOILE ACTIONS INTERNATIONALES	0	195.488	195.488
**D	AMUNDI SOLUZ IT-PROG CED 09 21	0	15.076	15.076
**D	SEI INVESTMENTS (EUROPE) LIMIT	0	44.470	44.470
**D	AMUNDI SF-DIV TGT INC 11 2022	0	15.742	15.742
**D	CHERRY TREE FUND OF AMERICAN I	0	329.320	329.320
**D	AMUNDI SF-DIV TGT INC 11 2021	0	13.490	13.490
**D	SEI GLOBAL INVESTMENTS FUND PL	0	38.262	38.262
**D	AMUNDI SOLUZ IT-PROG CED 12 21	0	11.181	11.181
**D	TST TOUCHSTONE SUSTAINABILITY	0	1.702.324	1.702.324
**D	AMUNDI SOLUZ IT-PROG CED 02 22	0	26.714	26.714
**D	AB CAP FUND, INC. - AB INTERNAT	0	905.270	905.270
**D	AMUNDI SOLUZ IT-PROG CED 03 22	0	20.985	20.985
**D	AMUNDI SOLUZ IT-PROG CED 04 22	0	11.832	11.832
**D	SEI GLOBAL MASTER FUND PLC- TH	0	112.983	112.983
**D	AMUNDI SOLUZ IT-PROG CED 06 22	0	13.096	13.096
**D	ALLIANCERBNSTEIN FUND DYNAMIC	0	30.778	30.778
**D	AMUNDI SOLUZ IT-PROG CED 05 22	0	13.242	13.242
**D	AMUNDI SOLUZ IT-PROG CED 10 22	0	13.773	13.773
**D	AM SOL IT- PROG CED 12 2022	0	19.495	19.495
**D	ASI-PROGETTO CEDOLA 04 2023	0	28.903	28.903

1326

EPM

LISTA ESITO DELLE VOTAZIONI

Oggetto: Relazione sulla politica di remunerazione e sui compensi corrisposti - Seconda sezione: relazione sui compensi corrisposti (deliberazione non vincolante)
FAVOREVOLI

Badge	Regione Sociale	Proprio	Delega	Totale
**D	AM SOL IT-PROG CED 05 2023	0	29.882	29.882
**D	AM SOL IT-PROG CED 06 2023	0	24.547	24.547
**D	ASI-PROGETTO CEDOLA 07 2023	0	22.002	22.002
**D	NUMERIC EUROPEAN EQUITY FUND A	0	71.600	71.600
**D	ASI-PROGETTO CEDOLA 09 2023	0	28.514	28.514
**D	ASI-PROGETTO CEDOLA 10 2023	0	28.792	28.792
**D	KOKUSAI EQUITY INDEX FU	0	205.086	205.086
**D	ASI-PROGETTO CEDOLA 12 2023	0	26.834	26.834
**D	CONSULTING GROUP CAPITAL MARKE	0	194.256	194.256
**D	AMUNDI S.F. - EQ PLAN 60	0	17.352	17.352
**D	CNS GLOBAL LIST INFRASTRUCTUR	0	109.100	109.100
**D	AMUNDI S.F. - ABSOLUTE RET MULTI	0	17.906	17.906
**D	PI INVESTMENT FD-OPTIMISER	0	267.780	267.780
**D	PI IF -EMU EQUITY	0	379.755	379.755
**D	PI IF -EUROPEAN EQUITY	0	168.857	168.857
**D	AMUNDI SOLUZIONI IT-PROG. AZ.	0	32.138	32.138
**D	AMUNDI SOLUZ IT-PROG CED 09 22	0	25.136	25.136
**D	AMUNDI SOLUZ IT-PROG CED 07 22	0	10.761	10.761
**D	ERSTE-SPARINVEST KAPITAL.M.B.H	0	941.602	941.602
**D	AMUNDI LUXEMBOURG SA	0	393.738	393.738
**D	ESPERIDES- S.A. SICAV - SIF	0	118.483	118.483
**D	AMUNDI SIF GLOBAL ETHICAL EQUITIES	0	15.052	15.052
**D	SEAYOND EUROPE MINVOL	0	1.747.013	1.747.013
**D	OSTRUM EURO VALUE EQUITY	0	221.614	221.614
**D	SEAYOND EQUITY FACTOR INVESTING EUROPE	0	4.790	4.790
**D	VALIANT AKTIEN EUROPE	0	24.697	24.697
**D	G FUND NEXT R. EVOLUTIONS	0	593.935	593.935
**D	PRIVILEGDS - JF MORGAN PAN EUROPEAN FLEXIBLE EQUITY	0	9.131	9.131
**D	SEAYOND EUROPE MARKET NEUTRAL	0	8.857	8.857
**D	DNB ASSET MANAGEMENT AB	0	40.896	40.896
**D	AMUNDI FUNDS MULTI ASSET CONSERVATIVE	0	81.861	81.861
**D	AMUNDI EURO STOXX 50	0	6.951.630	6.951.630
**D	AF DYNAMIC MULTI FACTO GLOBAL EQ-EUROPE	0	5.826	5.826
**D	CPR INVEST - FUTUR CITIES	0	44.470	44.470
**D	AMUNDI FUNDS EQUITY EUROPE RISK PARITY	0	81.838	81.838
**D	AMUNDI FUNDS DYNAMIC MULTI FACTORS EURO	0	1.081.857	1.081.857
**D	AMUNDI FUNDS DYNAMIC MULTI FACT EUROPE EQU	0	198.249	198.249
**D	AMUNDI INDEX MSCI EUROPE	0	1.635.132	1.635.132
**D	AMUNDI INDEX EQUITY GLOBAL LOW CARBON	0	230.067	230.067
**D	AMUNDI INDEX MSCI WORLD	0	255.760	255.760
**D	AMUNDI INDEX MSCI EMU	0	3.489.276	3.489.276
**D	AMUNDI FUNDS GLOBAL PERSPECTIVES	0	22.417	22.417
**D	AMUNDI INDEX EQUITY GLOBAL MULTI SMART ALLOCATION SCIENTIFIC BETA	0	16.350	16.350

LISTA ESITO DELLE VOTAZIONE

Oggetto: Relazione sulla politica di remunerazione e sui compensi corrisposti - Seconda sezione: relazione sui compensi corrisposti (deliberazione non vincolante)
FAVOREVOLI

Badge	Ragione Sociale	Proprio	Delega	Totale
**D	AMUNDI FUNDS EURO RISK PARITY	0	578.118	578.118
**D	AMUNDI MSCI EUROPE EX UK	0	13.887	13.887
**D	AMUNDI PRIME EUROPE - UCITS ETF DR	0	14.671	14.671
**D	AMUNDI PRIME EUROZONE	0	153.544	153.544
**D	AMUNDI PRIME GLOBAL - UCITS ETF DR	0	18.101	18.101
**D	STRUCTURA	0	3.639	3.639
**D	AMUNDI FUNDS EUROPEAN EQUITY TARGET INCO	0	6.576.349	6.576.349
**D	AMUNDI FDS GLOBAL MULTI-ASSET TARGET INC	0	252.672	252.672
**D	AMUNDI FUNDS ABSOLUTE RETURN MULTI-SRAT	0	360.767	360.767
**D	AMUNDI FUNDS GLOBAL EQUITY TARGET INCOME	0	3.104.418	3.104.418
**D	AMUNDI FUNDS PIONEER FLEXIBLE OPPORTUNIT	0	340.513	340.513
**D	AMUNDI FUNDS REAL ASSETS TARGET INCOME	0	250.000	250.000
**D	AMUNDI FUNDS MULTI-STRATEGY GROWTH	0	290.979	290.979
**D	AMUNDI FUNDS GLOBAL MULTI-ASSET	0	40.187	40.187
**D	AMUNDI FDS GLOB MULTI-ASSET CONSERVATIVE	0	75.261	75.261
**D	AMUNDI FUNDS EURO MULTI-ASSET TARGET INC	0	305.293	305.293
**D	CPR INVEST-EUROPE SPECIAL SITUATIONS	0	44.467	44.467
**D	MIROVA EUROPE SUSTAINABLE ECONOMY FUND	0	42.253	42.253
**D	NIF I ALLIANZ BERNSTEIN	0	1.061.540	1.061.540
**D	CENTRAL BANK OF IRELAND	0	56.425	56.425
**D	EDMOND DE ROTHSCHILD FUND INCOME EUROPE	0	519.240	519.240
**D	EDMOND DE ROTHSCHILD FUND EQUITY EURO CORE	0	1.010.500	1.010.500
**D	EDMOND DE ROTHSCHILD FUND II - INCOME 2024	0	83.410	83.410
**D	LA SAUVEGARDE (A) EUROPE	0	36.792	36.792
**D	FIDELIA ASSISTANCE	0	11.992	11.992
**D	AMA IARD SA (A) EUROPE	0	977.396	977.396
**D	ASSISTANCE PROTECTION JURIDIQUE (A) SUROP	0	87.820	87.820
**D	GMF-VIE CANTON D (A) EUROPE	0	2.139.012	2.139.012
**D	GMF ASSURANCES (A) EUROPE	0	661.388	661.388
**D	MRAF SANTE	0	29.139	29.139
**D	MRAF VIE WINNEO PERP	0	5.599	5.599
**D	MRAF VIE ACTIF GENERAL	0	1.101.335	1.101.335
**D	ABP IARD	0	64.684	64.684
**D	AFSA-SRI ABSOL RETURN MULTI-ASSETS N1	0	9.298	9.298
**D	AFSA-SRI ABSOL RETURN MULTI-ASSETS N2	0	1.155	1.155
**D	ALZ DIVERSIFIE CAUMARTIN (POCHE EURO)	0	140.000	140.000
**D	AA ALLIANZ DIVERSIFIE	0	1.208.882	1.208.882
**D	ALLIANZ GLOBAL INVESTORS FRANCE	0	219.732	219.732
**D	CAVEC LA FRANCAISE DES PLACEMENTS DIVERSIFIE	0	115.068	115.068
**D	CARFIMO ACTIONS LO	0	250.000	250.000
**D	VILLIERS DIAPASON	0	155.058	155.058
**D	EGEPARGNE 2	0	60.513	60.513
**D	SAPRAN DYNAMIQUE	0	53.266	53.266

EB

1318

LISTA ESITO DELLE VOTAZIONI

Oggetto: Relazione sulla politica di remunerazione e sui compensi corrisposti - Seconda sezione: relazione sui compensi corrisposti (deliberazione non vincolante)
FAVOREVOLI

Badge	Ragione Sociale	Proprio	Delega	Totale
**D	SAFRAN MIXTE SOLIDAIRE	0	10.951	10.951
**D	NATEXIS PERFORMANCE 09	0	149.951	149.951
**D	FCP CARPIMKO EUROPE	0	471.992	471.992
**D	IBM FRANCE	0	104.000	104.000
**D	FCP HAMELIN DIVERSIFIE FLEX II	0	8.636	8.636
**D	IBM FRANCE F	0	92.857	92.857
**D	DUGUAY ACTIONS EUROPE	0	135.122	135.122
**D	ERISA ACTIONS EUROPE N2	0	320.772	320.772
**D	ORANO DIVERSIFIE EQUILIBRE	0	37.820	37.820
**D	GRUPE CEA CROISSANCE (CEA2)	0	28.181	28.181
**D	HAMELIN ACTIONS EUROPE	0	123.051	123.051
**D	UFF CAP DIVERSIFIE	0	324.000	324.000
**D	AA NATIXIS MINIMUM VARIANCE	0	1.284.494	1.284.494
**D	FCP RL PREVOYANCE	0	273.930	273.930
**D	RSRC ACTIONS	0	1.025.616	1.025.616
**D	FCP CARBP DIVERSIFIE	0	492.802	492.802
**D	PERP PROGRESSIF	0	250.997	250.997
**D	ECUREUIL PROFIL 90	0	3.040.091	3.040.091
**D	UNIVERS CNP 1	0	163.810	163.810
**D	A.A. - BNP. PAM -ISR	0	1.102.809	1.102.809
**D	BOURBON 7	0	82.230	82.230
**D	CONCORDE 96	0	226.813	226.813
**D	CNP MONTPARNASSE ACTIONS	0	308.586	308.586
**D	OACET	0	221.439	221.439
**D	AA LA FRANCAISE ISR	0	577.780	577.780
**D	CNP ACP ACTIONS LT	0	285.148	285.148
**D	FC CARPIMKO	0	695.120	695.120
**D	AAE MG	0	270.528	270.528
**D	OCIRP ACTIONS P	0	400.000	400.000
**D	EDMOND DE ROTHSCHILD ASSET MANAGEMENT	0	489.540	489.540
**D	TESLA FOCHRE ACTIONS	0	76.244	76.244
**D	FONDATION EUROPE	0	139.091	139.091
**D	AB CFAO	0	18.350	18.350
**D	ADVIT ACT EU	0	225.275	225.275
**D	UECM ALSACE	0	22.000	22.000
**D	ARCO LONG TERME F	0	313.140	313.140
**D	UMR SELECT EUROPE R1	0	334.000	334.000
**D	ARCO LONG TERME B NATIXIS INVEST MANAGERS INTERNAT	0	405.327	405.327
**D	HSBC GLOBAL ASSET MANAGEMENT	0	525.351	525.351
**D	CONTI PLACEMENTS	0	84.132	84.132
**D	MGEN ACTION	0	173.640	173.640
**D	SG AMUNDI ASSET MANAGEMENT	0	26.743	26.743
**D	AP ACTIONS 1 EURO	0	423.046	423.046

EPA

13ep

LISTA ESITO DELLE VOTAZIONE

Objetto: Relazione sulla politica di remunerazione e sui compensi corrisposti - Seconda sezione: relazione sui compensi corrisposti (deliberazione non vincolante)
FAVOREVOLI

Badge	Regione Sociale	Proprio	Delega	Totale
**D	ROPS-SMART INDEX EURO	0	535.186	535.186
**D	AF ACTIONS 3 MIN VOL	0	144.971	144.971
**D	PREDIQUANT A2 ACTIONS EUROPE	0	103.000	103.000
**D	CARP - INDO	0	841.369	841.369
**D	I.S. DYNAMIQUE ET SOLIDAIRE	0	19.000	19.000
**D	EPARGNE PRUDENCE THALES	0	159.281	159.281
**D	LV CHALLENGE	0	147.406	147.406
**D	N 1 RENDEMENT USINOR	0	40.944	40.944
**D	JUNON ACTIONS OBLIGATIONS	0	141.969	141.969
**D	AMUNDI LABEL DYNAMIQUE ESR	0	244.363	244.363
**D	AMUNDI LABEL PRUDENCE ESR	0	205.276	205.276
**D	AMUNDI LABEL EQUILIBRE ESR	0	353.265	353.265
**D	ARCO LONG TERME D ACTIONS	0	671.007	671.007
**D	ATOUT PULSATIONS	0	877.786	877.786
**D	LCL DYNAMIQUE	0	69.754	69.754
**D	VOCATION MARCHE ARIANESPACE CONSEIL DE SURVEILLANCE DU FCP	0	12.912	12.912
**D	LCL EQUILIBRE	0	74.202	74.202
**D	FDRN AMUNDI	0	272.766	272.766
**D	CRN AMUNDI ACTIONS	0	143.757	143.757
**D	PREDICA ISR EUROPE - ACTIONS	0	18.193	18.193
**D	PREDICA ISR MONDE - ACTIONS	0	11.150	11.150
**D	GRD 20 ACTIONS	0	1.108.281	1.108.281
**D	TECHNIP EQUILIBRE	0	86.273	86.273
**D	TECHNIP DYNAMIQUE	0	75.767	75.767
**D	SOLIDARITE	0	23.725	23.725
**D	VILLIERS ALTO	0	168.379	168.379
**D	EPARGNE ACTIONS MONDE ISR	0	151.146	151.146
**D	AMUNDI HORIZON	0	152.946	152.946
**D	ADP DIVERSIFIE DYNAMIQUE	0	41.965	41.965
**D	ICARE	0	208.118	208.118
**D	ROPS EURO P	0	1.323.542	1.323.542
**D	COVEA FINANCE	0	662.395	662.395
**D	COVEA SOLIS	0	257.721	257.721
**D	COVEA PATRIMOINE	0	287.500	287.500
**D	COVEA FINANCE ACTI EDROPE	0	606.142	606.142
**D	COVEA FINANCE INVESTISSEMENT	0	682.110	682.110
**D	COVEA FINANCE HORIZON DURABLE	0	205.435	205.435
**D	COVEA ACTIONS RENDEMENT	0	1.513.816	1.513.816
**D	ECUREUIL PROFIL 75	0	1.062.168	1.062.168
**D	ING RENDEMENT EUROPE	0	100.000	100.000
**D	ECUREUIL INVESTISSEMENTS	0	5.809.075	5.809.075
**D	EGAMO ALLOCATION FLEXIBLE	0	83.007	83.007
**D	CNP ASSUR VALUS ET MOMENTUM	0	80.089	80.089

LISTA ESITO DELLE VOTAZIONE
 Oggetto: Relazione sulla politica di remunerazione e sui compensi corrisposti - Seconda sezione: relazione sui compensi corrisposti (deliberazione non vincolante)
 FAVOREVOLI

Badge	Ragione Sociale	Proprio	Delega	Totale
**D	OSTRUM ACTIONS EUROPE RENDEMENT	0	459.276	459.276
**D	OSTRUM ACTIONS EURO	0	1.780.068	1.780.068
**D	LIVRET BOURSE INVESTISSEMENTS	0	976.426	976.426
**D	SEYOND ACTIONS EUROPEENNES	0	422.659	422.659
**D	SEYOND ACTIONS MONDE	0	79.473	79.473
**D	HSBC ACTIONS EUROPE	0	1.366.000	1.366.000
**D	FEDERAL OPTIMAL (PART F)	0	619.654	619.654
**D	OSTRUM ACTIONS EUROPEENNES	0	117.029	117.029
**D	OSTRUM ACTIONS EUROPE VALUE	0	542.833	542.833
**D	HSBC SUSTAINABLE GLOBAL EQUITY	0	1.129.404	1.129.404
**D	HSBC ACTIONS EUROPE	0	351.498	351.498
**D	HSBC EURO ACTIONS	0	429.820	429.820
**D	HSBC MULTI-ASSET DYNAMIC EURO	0	27.358	27.358
**D	SEYOND EQUITY FACTOR INVESTING EURO	0	151.099	151.099
**D	BBM V-FLEX	0	831.000	831.000
**D	GREAT EUROPEAN MODELS	0	40.265	40.265
**D	RENDEMENT DIVERSIFIE M	0	304.600	304.600
**D	PALATINE OR BLEU	0	1.350.000	1.350.000
**D	INDOSUEZ EUROPE PATRIMOINE	0	536.000	536.000
**D	INDOSUEZ EUROPE RENDEMENT	0	95.000	95.000
**D	UNIGESTION	0	542.850	542.850
**D	INDOSUEZ ALLOCATION PEA	0	661.240	661.240
**D	DORVAL CONVICTIONS	0	211.820	211.820
**D	DORVAL CONVICTIONS PEA	0	104.600	104.600
**D	INDOSUEZ BIENS REELS	0	166.408	166.408
**D	NATIXIS LCR ACTIONS EURO	0	20.835	20.835
**D	FEDERAL ETHI-PATRIMOINE	0	66.395	66.395
**D	HARMONIE ALLOCATION	0	137.879	137.879
**D	HARMONIE EQUILIBRE	0	70.000	70.000
**D	RICHELIEU CITYZEN	0	30.000	30.000
**D	S.YTIC	0	344.548	344.548
**D	METROPOLE EURO SRI	0	1.638.829	1.638.829
**D	METROPOLE SELECTION	0	11.780	11.780
**D	DORVAL GLOBAL CONVICTIONS PATR	0	34.322	34.322
**D	AMUNDI STRATEGIES ACTIONS EUROPE CORE + EURO	0	12.313	12.313
**D	LCL ACTIONS EUROPE CORE EURO	0	300.197	300.197
**D	CPR EUROLAND PREMIUM	0	148.283	148.283
**D	ATUT EUROLAND RESTRUCTURATION	0	150.395	150.395
**D	LCL ACTIONS EURO CORE+	0	166.818	166.818
**D	PREDIQUANT EUROCROISSANCE A2	0	19.604	19.604
**D	AMUNDI STRATEGIES ACTIONS EUROPE RISK PARITY	0	50.602	50.602
**D	LCL ACTIONS EURO RESTRUCTURATION	0	310.466	310.466
**D	AMUNDI RENDEMENT PLUS	0	959.757	959.757
**D	CPR EUROLAND	0		

EPR

LISTA ESITO DELLE VOTAZIONI

Oggetto: Relazione sulla politica di remunerazione e sui compensi corrisposti - Seconda sezione: relazione sui compensi corrisposti (deliberazione non vincolante)
FAVOREVOLI

Badge	Ragione Sociale	Proprio	Delega	Totale
**D	CPR EUROPE NOUVELLE	0	514.971	514.971
**D	CPR EUROPE	0	196.055	196.055
**D	AMUNDI PATRIMOINE FEA	0	61.469	61.469
**D	FDC A2 POCHE TITRES	0	110.000	110.000
**D	LCL ACTIONS MONDE HORS EUROPE EURO	0	349.578	349.578
**D	ATOUT EUROLAND CORE	0	275.327	275.327
**D	BFT EURO FUTUR ESG	0	305.000	305.000
**D	AMUNDI PATRIMOINE	0	141.159	141.159
**D	CPR CONSOMMATEUR ACTIONNAIRE	0	38.328	38.328
**D	CPR EURO HIGH DIVIDEND	0	764.684	764.684
**D	AMUNDI ACTIONS EUROPE ISR	0	175.383	175.383
**D	ASSURDLX	0	947.013	947.013
**D	AMUNDI EUROPE MONDE	0	164.232	164.232
**D	AMUNDI RESA ACTIONS EURO	0	842.592	842.592
**D	ATOUT MODERATIONS	0	304.324	304.324
**D	AMUNDI RESA ACTIONS EUROPE	0	29.567	29.567
**D	HYMOS	0	34.491	34.491
**D	AMUNDI ACTIONS EURO ISR	0	753.187	753.187
**D	AMUNDI ACTIONS RESTRUCTURATIONS	0	362.519	362.519
**D	AMUNDI RESA ESG ACTIONS EURO	0	2.933.840	2.933.840
**D	POLLUX	0	32.000	32.000
**D	EDMOND DE ROTHSCHILD EURO SUSTAINABLE GROWTH	0	1.483.690	1.483.690
**D	EDMOND DE ROTHSCHILD EQUITY EUROPE SOLVE	0	656.924	656.924
**D	EDMOND DE ROTHSCHILD ASSET MANAGEMENT (EDRAM)	0	68.620	68.620
**D	EPOQUE	0	421.309	421.309
**D	CNP ASSUR EDRAM ACTIONS EUROPE	0	1.157.900	1.157.900
**D	EUROPA	0	900.000	900.000
**D	AMUNDI DIVIDENDO ITALIA	0	2.700.000	2.700.000
**D	AMUNDI BILANCIARO EURO	0	16.035	16.035
**D	AMUNDI BEST SELECTION PLUS	0	37.042	37.042
**D	AMUNDI BEST SELECTION TOP	0	16.384	16.384
**D	AMUNDI BEST SELECTION CLASSIC	0	20.486	20.486
**D	AMUNDI DISTRIBUZIONE ATTIVA	0	25.879	25.879
**D	AMUNDI CEDOLA 2021	0	23.261	23.261
**D	AMUNDI OBIETTIVO RISPARMIO 2022	0	1.384	1.384
**D	AMUNDI OBIETTIVO CRESCITA 2022	0	10.179	10.179
**D	AMUNDI OBIETTIVO RISPARMIO 2022 DUE	0	1.342	1.342
**D	AMUNDI OBIETTIVO CRESCITA 2022 TRE	0	10.514	10.514
**D	AMUNDI OBIETTIVO RISPARMIO 2022 QUATTRO	0	1.185	1.185
**D	MAN MULTI-STRATEGY MASTER FUND MAPLES CORPORATE SERVICES LIMITES	0	1.126	1.126
**D	MAN QUALIFYING INVESTOR FUNDS PLC MAN GLG ELS MASTER QIF	0	16.517	16.517
**D	GLG EUROPEAN LONG-SHORT MASTER FUND LTD MAPLES CORPORATE SERVICES LIMITED	0	37.672	37.672
**D		0	6.161	6.161

EY

1322

LISTA ESITO DELLE VOTAZIONE

Oggetto: Relazione sulla politica di remunerazione e sui compensi corrisposti - Seconda sezione: relazione sui compensi corrisposti (deliberazione non vincolante) FAVOREVOLI

Badge	Ragione Sociale	Proprio	Delega	Totale
**D	GLG EUROPEAN LONG SHORT FUND MAPLES CORPORATE SERVICES LIMITED	0	48.249	48.249
**D	MAN GLG TOPAZ LIMITED C/O MAPLES CORP SVCS LTD	0	47.892	47.892
**D	AHL INSIGHT LIMITED	0	403	403
**D	OLD NORTH STRAIE HEDGED EQUITY MWT LLC	0	72.350	72.350
**D	ALPHANATICS MASTER FUND LTD C/O APPLEBY TRUST (CAYMAN) LTD	0	200.000	200.000
**D	MAN FUNDS XII SPC - MAN 1783 III SP MAPLES CORPORATE SERVICES LIMITED	0	11.400	11.400
**D	LANSOWNE ICAV-LANSOWNE CLEAN ENERGY FUND	0	359.877	359.877
**D	LANSOWNE CLEAN ENERGY FUND L.P.C/O CORPORATION SERVICE COMPANY	0	300.657	300.657
**D	NORGES BANK	0	2.700.415	2.700.415
**D	JANA PASSIVE GLOBAL SHARE TRUST	0	411.941	411.941
**D	MLC INVESTMENTS, MLC LIMITED	0	1.820.179	1.820.179
**D	MLC INVESTMENTS, MLC LIMITED	0	67.801	67.801
**D	MARITIME SUPER	0	125.400	125.400
**D	VICTORIAN SUPERANNUATION FUND	0	238.745	238.745
**D	UBS ASSET MANAGEMENT (AUSTRALIA) LTD	0	121.945	121.945
**D	TASPLAN SUPERANNUATION FUND	0	261.074	261.074
**D	MLC INVESTMENTS, MLC LIMITED	0	1.314.556	1.314.556
**D	EQUIPSUPER	0	137.548	137.548
**D	CARE SUPER	0	6.844	6.844
**D	PLATFORM SECURITIES NOMINEES LIMITED	0	3.519.295	3.519.295
**D	ALLIANZ SUISSE LEBENSVERSICHERUNGS-GESELLSCHAFT AG	0	1.203.930	1.203.930
**D	AUSTRALIAN MEAT INDUSTRY SUPERANNUATION TRUST	0	306.909	306.909
**D	XL EUROSTOXX50 DB	0	141.138	141.138
**D	UBS FUND MANAGEMENT (LUXEMBOURG) SA	0	23.126	23.126
**D	UBS FUND MANAGEMENT (LUXEMBOURG) SA	0	31.700	31.700
**D	UBS FUND MANAGEMENT (LUXEMBOURG) SA	0	25.988	25.988
**D	UBS FUND MANAGEMENT (LUXEMBOURG) SA	0	37.310	37.310
**D	UBS FUND MANAGEMENT (LUXEMBOURG) SA	0	38.279	38.279
**D	UBS FUND MANAGEMENT (LUXEMBOURG) SA	0	25.330	25.330
**D	UBS (LUX) KEY SELECTION SICAV	0	182.498	182.498
**D	UBS FUND MANAGEMENT (LUXEMBOURG) SA	0	1.378.526	1.378.526
**D	UBS FUND MANAGEMENT (LUXEMBOURG) SA	0	17.410	17.410
**D	UBS FUND MANAGEMENT (LUXEMBOURG) SA	0	54.000	54.000
**D	UBS FUND MANAGEMENT (LUXEMBOURG) SA	0	39.473	39.473
**D	UBS (LUX) SICAV 1	0	2.061.451	2.061.451
**D	UBS (LUX) EQUITY SICAV	0	129.977	129.977
**D	UBS FUND MANAGEMENT (LUXEMBOURG) SA	0	99.006	99.006
**D	UBS FUND MANAGEMENT (LUXEMBOURG) SA	0	148.304	148.304
**D	UBS FUND MANAGEMENT (LUXEMBOURG) SA	0	118.237	118.237
**D	UBS (LUX) STRATEGY SICAV-SYSTEMATIC - ALLOCATION PF DEFENSIVE (USD)	0	302.968	302.968
**D	UBS (LUX) STRATEGY SICAV-SYSTEMATIC - ALLOCATION PF MEDIUM (USD)	0	100.842	100.842
**D	UBS (LUX) STRATEGY SICAV SAP DYNAMIC (USD)	0	64.417	64.417
**D	UBS (LUX) KEY SELECTION SICAV - SYSTEMATIC ALLOCAT PTF EQUITY (USD)	0	41.996	41.996
**D	STRATEGY SICAV	0		

25

1323

LISTA ESITO DELLE VOTAZIONE

Oggetto: Relazione sulla politica di remunerazione e sui compensi corrisposti - Seconda sezione: relazione sui compensi corrisposti (deliberazione non vincolante) FAVOREVOLI

Badge	Ragione Sociale	Proprio	Delega	Totale
**D	UBS FUND MANAGEMENT (LUXEMBOURG) SA	0	87.652	87.652
**D	UBS FUND MANAGEMENT (LUXEMBOURG) SA	0	2.221.354	2.221.354
**D	UBS FUND MANAGEMENT (LUXEMBOURG) SA	0	32.000	32.000
**D	UBS FUND MANAGEMENT (LUXEMBOURG) SA	0	53.675	53.675
**D	UBS FUND MANAGEMENT (LUXEMBOURG) SA	0	326.758	326.758
**D	UBS FUND MANAGEMENT (SWITZERLAND) AG.	0	2.206.464	2.206.464
**D	UBS FUND MANAGEMENT (SWITZERLAND) AG.	0	385.079	385.079
**D	UBS FUND MANAGEMENT (SWITZERLAND) AG.	0	158.970	158.970
**D	UBS FUND MGT (CH) AG CH0467/UBSCHIF2-EQ GLOB	0	27.206	27.206
**D	UBS ASSET MANAGEMENT (U.K.) LTD FUND MANAGEMENT SWITZERLAND	0	53.041	53.041
**D	UBS FUND MANAGEMENT (SWITZERLAND) AG.	0	3.893.149	3.893.149
**D	UBS FUND MANAGEMENT (SWITZERLAND) AG.	0	1.400.000	1.400.000
**D	UBS FUND MANAGEMENT (SWITZERLAND) AG.	0	1.045.407	1.045.407
**D	AGORA MASTER FUND LIMITED APLEBY TRUST (CAYMAN) LTD	0	285.527	285.527
**D	ENGADINE EQUITY MASTER FUND	0	2.142.108	2.142.108
**D	VITTORIA FUND - EP.L.P. C/O THE CORPORATION TRUST COMPANY	0	90.818	90.818
**D	LANGDOWNE ENERGY DYNAMICS MASTER LP	0	513.975	513.975
**D	BIG RIVER GROUP FD SEC LLC-EQ SEGREGATED PORTFOLIO C/O ALPHAGEN CAPITAL LTD	0	17.079	17.079
**D	ALPHANATICS MASTER FUND LTD CO PICTET ASSET MANAGEMENT SA.	0	0	0
**D	BOSTON PARTNERS GLOBAL INVESTORS, INC.	0	0	0
**D	GMO MASTER PORTFOLIOS (OMSHR) LP GMO TAX MGD BCHMK FRE FD CO GRATHAM MAYO VAN OTTERLOO AND CO LLC	0	39.458	39.458
**D	COLONIAL FIRST STATE INVT LTD RE COMMONWEALTH SPLST FUND 10 C/O ACADIAN ASSET MANAGEMENT LLC	0	30.601	30.601
**D	JANUS HENDERSON CAPELLA FUND LIMITED C/O ALPHAGEN CAPITAL LTD	0	134.021	134.021
**D	RBC ISB - MMA VIE SA	0	2.259.188	2.259.188
**D	KAYNE ANDERSON MIDSTREAM INSTITUTIONAL FUND LP	0	280.800	280.800
**D	KAYNE EQUITY YIELD STRATEGIES LP	0	88.300	88.300
**D	KAYNE ANDERSON REAL ASSET FUND LP	0	2.900	2.900
**D	KAYNE ANDERSON INCOME PARTNERS LP	0	3.200	3.200
**D	KAYNE ANDERSON CAPITAL INCOME PARTNERS (QP) LP	0	57.300	57.300
**D	KAYNE ANDERSON MLP FUND LP	0	236.180	236.180
**D	ARTSFARE 2005 TRUST	0	63.730	63.730
**D	ASSET MANAGEMENT EXCHANGE CCF	0	763.420	763.420
**D	BROOKFIELD GLOBAL INFRASTRUCTURE SECURITIES INCOME FUND	0	192.800	192.800
**D	CBRE CLARION REAL ASSET LONG/SHORT FUND LP	0	19.493	19.493
**D	STICHTING DELA DEPOSITARY AND MANAGEMENT OUDE STADSGRACHT	0	497.504	497.504
**D	CHICAGO TRANSIT AUTHORITY RETIREE HEALTHCARE TRUST	0	105.108	105.108
**D	CI SIGNATURE CANADIAN EQUITY PLUS FUND	0	4.984	4.984
**D	STICHTING PENSIOENFONDS ING	0	346.642	346.642
**D	DIGNITY HEALTH RETIREMENT PLAN TRUST	0	481.019	481.019
**D	DIGNITY HEALTH	0	286.076	286.076
**D	DUKE ENERGY CORPORATION MASTER RETIREMENT TRUST	0	310.192	310.192
**D	SPARTAN GROUP TRUST FOR EMPLOYEE BENEFIT PLANS	0	2.871.052	2.871.052
**D	FRESNO COUNTY EMPLOYEES' RETIREMENT ASSOCIATION	0	201.170	201.170
**D	FIREMEN'S ANNUITY AND BENEFIT FUND OF CHICAGO	0	35.724	35.724

1324

EB

LISTA ESITO DELLE VOTAZIONE
 Oggetto: Relazione sulla politica di remunerazione e sui compensi corrisposti - Seconda sezione: relazione sui compensi corrisposti (deliberazione non vincolante)
 FAVOREVOLI

Badge	Ragione Sociale	Proprio	Delega	Totale
**D	BANK OF BOTSWANA	0	83.201	83.201
**D	BANNER HEALTH	0	238.400	238.400
**D	USAA MASTER TRUST (PENSION AND RSP)	0	23.065	23.065
**D	CAMPBELL PENSION PLANS MASTER RETIREMENT TRUST	0	195.923	195.923
**D	CITY OF FRESNO RETIREMENT SYSTEMS	0	246.825	246.825
**D	CITIBANK EUROPE PLC AS TRUSTEE FOR STANDARD LIFE WEALTH BALANCED BRIDGE FUND	0	1.982.295	1.982.295
**D	HSBC - NORTH AMERICA (U.S.) PENSION TRUST	0	212.930	212.930
**D	LOS ANGELES CITY EMPLOYEES RETIREMENT SYSTEM	0	3.816.303	3.816.303
**D	POLICE RETIREMENT SYSTEM OF KANSAS CITY, MISSOURI	0	87.100	87.100
**D	BAPTIST FOUNDATION OF TEXAS DBA HIGHGROUND ADVISORS	0	183.152	183.152
**D	WEST VIRGINIA INVESTMENT MANAGEMENT BOARD	0	1.683.500	1.683.500
**D	TEACHERS RETIREMENT SYSTEM OF OKLAHOMA	0	1.299.358	1.299.358
**D	STATE OF UTAH SCHOOL AND INSTITUTIONAL TRUST FUNDS TRUST FUNDS	0	143.200	143.200
**D	IBM DIVERSIFIED GLOBAL EQUITY FUND	0	246.797	246.797
**D	CIVILIAN EMPLOYEES' RETIREMENT SYSTEM OF THE POLICE DEPARTMENT OF KANSAS AS CITY MISSOURI	0	14.200	14.200
**D	COMMONFUND STRATEGIC SOLUTIONS GLOBAL EQUITY, LLC	0	17.600	17.600
**D	CYMI EQUITY LP	0	58.035	58.035
**D	DANSKE INVEST SICAV EUROPE HIGH DIVIDEND	0	246.591	246.591
**D	NATIONAL WESTMINSTER BANK PLC AS TRUSTEE OF KES STRATEGIC INVESTMENT FUND	0	44.256	44.256
**D	DB RESIDUARY TRUST FOR JOEL G. BROIDA U/I DTD 9/3/1981	0	5.647	5.647
**D	DB RESIDUARY TRUST FOR MELANIE B. WERL U/I DATED SEPTEMBER 3, 1981	0	5.652	5.652
**D	DB RESIDUARY TRUST FOR RICHARD A. BROIDA U/I DATED 9/3/1981	0	5.647	5.647
**D	ELO MUTUAL PENSION INSURANCE COMPANY ELO MUTUAL PENSION INSURANCE COMPANY	0	5.652	5.652
**D	PZENA GLOBAL FOCUSED VALUE FUND	0	2.307.413	2.307.413
**D	BT PENSION SCHEME LLOYDS CHAMBERS	0	5.997	5.997
**D	STICHTING HEINEKEN PENSIOENFONDS	0	6.896.739	6.896.739
**D	IBM PENSION PLAN	0	521.955	521.955
**D	STICHTING PENSIOENFONDS SAGITTARIUS	0	56.213	56.213
**D	STICHTING PENSIOENFONDS VAN DE METALEKTRO (PME)	0	293.702	293.702
**D	DELAWARE PUBLIC EMPLOYEES RETIREMENT SYSTEM	0	4.456.047	4.456.047
**D	LINCOLNSHIRE COUNTY COUNCIL PENSION FUND	0	446.386	446.386
**D	THE BOARD OF THE PENSION PROTECTION FUND RENAISSANCE	0	355.706	355.706
**D	CHEVRON UK PENSION PLAN	0	205.402	205.402
**D	TREDJE AP-FONDEN	0	196.762	196.762
**D	PUBLIC EMPLOYEES RETIREMENT ASSOCIATION OF COLORADO	0	51.902	51.902
**D	DOW RETIREMENT GROUP TRUST THE DOW CHEMICAL COMPANY	0	5.098.045	5.098.045
**D	DOW RETIREMENT GROUP TRUST THE DOW CHEMICAL COMPANY	0	6.751.320	6.751.320
**D	FUTURE FUND BOARD OF GUARDIANS FOR AND ON BEHALF OF FUTURE FUND	0	317.180	317.180
**D	FUTURE FUND BOARD OF GUARDIANS FOR AND ON BEHALF OF THE MEDICAL RESEARCH FUTURE FUND	0	1.121.980	1.121.980
**D	MRF INVESTMENT COMPANY NO. 2 PTY LTD	0	583.868	583.868
**D	HP INVEST COMMON CONTRACTUAL FUND	0	238.541	238.541
**D		0	626.886	626.886
**D		0	292.012	292.012

1325

EM

LISTA ESITO DELLE VOTAZIONE
 Oggetto: Relazione sulla politica di remunerazione e sui compensi corrisposti - Seconda sezione: relazione sui compensi corrisposti (deliberazione non vincolante)
 FAVOREVOLI

Badge	Ragione Sociale	Proprio	Delega	Totale
**D	NORTHERN TRUST UCITS COMMON CONTRACTUAL FUND	0	4.138.339	4.138.339
**D	COLONIAL FIRST STATE WHOLESALE INDEXED GLOBAL SHARE FUND	0	288.870	288.870
**D	COMMONWEALTH GLOBAL SHARE FUND 17	0	424.217	424.217
**D	COLONIAL FIRST STATE INVESTMENT FUND 50	0	359.960	359.960
**D	COLONIAL FIRST STATE WHOLESALE ACADIAN GLOBAL EQUITY FUND	0	62.958	62.958
**D	COMMONWEALTH GLOBAL SHARE FUND 30	0	161.753	161.753
**D	MUNICIPAL EMPLOYEES' ANNUITY AND BENEFIT FUND OF CHICAGO	0	206.816	206.816
**D	MUNICIPAL EMPLOYEES' ANNUITY AND BENEFIT FUND OF CHICAGO	0	19.928	19.928
**D	MUNICIPAL EMPLOYEES' ANNUITY AND BENEFIT FUND OF CHICAGO	0	116.900	116.900
**D	MUNICIPAL EMPLOYEES' ANNUITY AND BENEFIT FUND OF CHICAGO	0	32.519	32.519
**D	ESMOND HARMSWORTH 1998 FAMILY SETTLEMENT CODAN TRUST COMPANY LIMITED	0	286.952	286.952
**D	FIAM GLOBAL LOW VOLATILITY EQUITY FUND, L.P.	0	0	0
**D	UNITED NATIONS RELIEF AND WORKS AGENCY FOR PALESTINE REFUGEES IN THE NEAR EAST UNRWA HEADQUARTERS BAYADER WADI AL-SEER A	101.774	0	101.774
**D	UNITED NATIONS RELIEF AND WORKS AGENCY FOR PALESTINE REFUGEES IN THE NEAR EAST UNRWA HEADQUARTERS BAYADER WADI AL-SEER A	42.874	0	42.874
**D	US RETIREMENT TRUST	0	35.158	35.158
**D	VIRGINIA C.MARS REVOCABLE TRUST DATED AUGUST 6, 1991	0	3.648	3.648
**D	WHEELS COMMON INVESTMENT FUND	0	70.663	70.663
**D	S. ROBSON WALTON 2010 TRUST	0	24.511	24.511
**D	JCW 1987 ARTICLE II DESC TRUST FBO TLW	0	3.451	3.451
**D	S. ROBSON WALTON 2009 GRAT NO. 4 ARTICLE II TRUST	0	19.379	19.379
**D	STUART L. WALTON FAMILY TRUST UAD 3/19/13	0	30.928	30.928
**D	FLEURI HOLDINGS LLC	0	17.620	17.620
**D	EXELON CORPORATION NUCLEAR DECOMMISSION TRUST - NON TAX QUALIFIED	0	4.744	4.744
**D	HRW TESTAMENTARY TRUST NO. 7	0	87.625	87.625
**D	FOLGER LEVIN LLP PROFIT SHARING PLAN AND TRUST FOLGER LEVIN LLP	0	13.123	13.123
**D	THE BUILDERS INITIATIVE INC	0	180.288	180.288
**D	THOMAS L. WALTON FAMILY TRUST UAD 03/19/13	0	12.440	12.440
**D	SAMFORD UNIVERSITY PENSION PLAN TRUST	0	8.901	8.901
**D	MASTER TRUST AGREEMENT BETWEEN PFIZER INC AND THE NORTHERN TRUST COMPANY	0	1.320.262	1.320.262
**D	PHILLIPS 66 RETIREMENT PLAN TRUST	0	470.880	470.880
**D	FREEMONT MEMORIALS CORPORATION DEFINED BENEFIT MASTER TRUST FREEPOR T - MCMORAN	0	107.400	107.400
**D	GENERAL PENSION AND SOCIAL SECURITY AUTHORITY GPSSA	0	753.586	753.586
**D	GOG PARTNERS GLOBAL EQUITY FUND - GOG PARTNERS SERIES LLC CAPITAL SERVICES INC	0	3.512.160	3.512.160
**D	GOG PARTNERS INTERNATIONAL EQUITY FUND - GOG PARTNERS SERIES LLC CAPITAL SERVICES INC	0	4.110.674	4.110.674
**D	GOG PARTNERS RESTRICTED GLOBAL EQUITY FUND - GOG PARTNERS SERIES LLC CAPITAL SERVICES INC	0	12.156	12.156
**D	JCW 1987 ARTICLE II DESC TRUST FBO JMW DTD 1/1/2012	0	3.524	3.524
**D	GULF INTERNATIONAL BANK (UK) LIMITED	0	10.497	10.497
**D	HACKENSACK MERIDIAN HEALTH MASTER RETIREMENT TRUST	0	147.800	147.800
**D	HONEYWELL SAVINGS AND OWNERSHIP PLAN MASTER TRUST	0	124.187	124.187
**D	JCW 1987 ARTICLE II DESC TRUST FBO SLW	0	3.074	3.074
**D	JCW 1987 ARTICLE II DESC TRUST FBOAAP C/O WALTON ENTERPRISES LLC	0	2.172	2.172
**D	OAKLAND COUNTY VESA	0	176.049	176.049

1326

LISTA ESITO DELLE VOTAZIONE
 Oggetto: Relazione sulla politica di remunerazione e sui compensi corrisposti - Seconda sezione: relazione sui compensi corrisposti (deliberazione non vincolante)
 FAVOREVOLI

Badge	Regione Sociale	Proprio	Delega	Totale
**D	HSBC - NORTH AMERICA (U.S.) PENSION TRUST	0	246.273	246.273
**D	OLIN PENSION PLANS MASTER RETIREMENT TRUST	0	25.708	25.708
**D	NEW CHURCH INVESTMENT FUND	0	14.837	14.837
**D	LSV INTERNATIONAL VALUE EQUITY TRUST	0	1.661.700	1.661.700
**D	LTV INVESTMENTS LLC	0	187.424	187.424
**D	CLINTON NUCLEAR POWER PLANT QUALIFIED FUND CLINTON NUCLEAR POWER PLANT QUALIFIED FUND	0	18.892	18.892
**D	CHURCH OF ENGLAND INVESTMENT FUND FOR PENSIONS	0	195.050	195.050
**D	THE AVI CHAI FOUNDATION	0	14.470	14.470
**D	ALICE A PROIETTI FAMILY TRUST UAD 09/27/13	0	14.146	14.146
**D	INDUSTRIAL ALLIANCE INSURANCE AND FINANCIAL SERVICES INC.	0	455.000	455.000
**D	INTER AMERICAN DEVELOPMENT BANK STAFF RETIREMENT FUND	0	510.873	510.873
**D	CHICAGO COMMUNITY FOUNDATION	0	18.130	18.130
**D	CYSTIC FIBROSIS FOUNDATION	0	202.858	202.858
**D	ARVEST FOUNDATION	0	3.904	3.904
**D	BECTION DICKINSON AND COMPANY MASTER RETIREMENT TRUST	0	22.403	22.403
**D	MASTER TRUST FOR CERTAIN TAX-QUALIFIED BECHTEL RETIREMENT PLANS QUALIFIED BECHTEL RETIREMENT PLANS	0	99.740	99.740
**D	INTERNATIONAL MONETARY FUND STAFF RETIREMENT PLAN 700	0	171.790	171.790
**D	JIK INVESTMENTS L.P	0	44.487	44.487
**D	DAUGHTERS OF CHARITY OF ST. VINCENT DE PAUL PROVINCE OF THE WEST	0	199.069	199.069
**D	BEL45 CAPITAL PARTNERS LLC BEL45 CAPITAL PARTNERS LLC	0	60.508	60.508
**D	SHELBY COUNTY OPEB TRUST	0	36.053	36.053
**D	SHELBY COUNTY RETIREMENT SYSTEM	0	193.233	193.233
**D	NOBIUS LIFE LIMITED	0	28.540	28.540
**D	COMMONWEALTH GLOBAL SHARES FUND	0	1.057.730	1.057.730
**D	THEODORE SPENCER REVOCABLE TRUST	0	4.507	4.507
**D	R. BLANE WALTER C/O TALISMAN CAPITAL	0	23.805	23.805
**D	MARY K MC QUISTON MCCAM	0	19.608	19.608
**D	MURIEL MCBRIEN KAUFFMAN FOUNDATION	0	45.450	45.450
**D	CITY OF AUSTIN EMPLOYEES RETIREMENT SYSTEM	0	16.741	16.741
**D	CULTURAL INSTITUTIONS PENSION PLAN TRUST CULTURAL INSTITUTIONS RETIREMENT SYSTEM	0	15.287	15.287
**D	JO HAMBRO CAPITAL MANAGEMENT UK UMBRELLA FUND C/O JO HAMBRO CAPITAL MANAGEMENT	0	243.909	243.909
**D	DOMINION RESOURCES INC. MASTER TRUST	0	176.043	176.043
**D	JOHCM INTERNATIONAL SMALL CAP EQUITY FUND	0	15.445	15.445
**D	FUNDO DE PENSÕES ALAMEDA DE CARLOS D' ASSUMPÇÃO	0	83.364	83.364
**D	GANNETT RETIREMENT PLAN MASTER TRUST GANNETT RETIREMENT PLAN MASTER TRUST	0	213.382	213.382
**D	JOSHUA GREEN CORPORATION 1425	0	26.994	26.994
**D	JOHN AND TERRYL LEVIN REVOCABLE TRUST	0	7.025	7.025
**D	BARING GLOBAL OPPORTUNITIES UMBRELLA FUND	0	21.818	21.818
**D	BEAT DRUGS FUND ASSOCIATION	0	10.589	10.589
**D	HONG KONG SAR GOVERNMENT EXCHANGE FUND	0	1.412.989	1.412.989
**D	HONG KONG SAR GOVERNMENT EXCHANGE FUND	0	9.588.926	9.588.926
**D	THE CHINESE UNIVERSITY OF HONG KONG STAFF SUPERANNUATION SCHEME	0	2.917	2.917

1327

EF

LISTA ESITO DELLE VOTAZIONE
 Oggetto: Relazione sulla politica di remunerazione e sui compensi corrisposti - Seconda sezione: relazione sui compensi corrisposti (deliberazione non vincolante)
 FAVOREVOLI

Badge	Ragione Sociale	Proprio	Delega	Totale
**D	PUBLIC PENSION AGENCY	0	2.246.173	2.246.173
**D	PUBLIC PENSION AGENCY	0	2.091.768	2.091.768
**D	PUBLIC PENSION AGENCY	0	1.366.013	1.366.013
**D	INTER AMERICAN DEVELOPMENT BANK	0	222.288	222.288
**D	PRO-GEN INVESTMENTS LLC	0	14.591	14.591
**D	FLURIBUS LABS GLOBAL CORE EQUITY MASTER FUND LP	0	4.475	4.475
**D	CINDY SPRINGS, LLC	0	654.176	654.176
**D	RDM LIQUID LLC	0	146.024	146.024
**D	NTGI-QM COMMON DAILY ALL COUNTRY WORLD EX-US INVESTABLE MARKET INDEX FUND - NON LENDING	0	246.015	246.015
**D	JOHN GARDNER FERENCIO IRREVOCABLE	0	34.565	34.565
**D	SALIX, LLC	0	50.186	50.186
**D	SANFORD C. BERNSTEIN AND CO DBT TAX MANAGED INTERNATIONAL BLEND SERIES	0	100.065	100.065
**D	SENTINEL INTERNATIONAL FUND	0	94.010	94.010
**D	SIM GLOBAL BALANCED TRUST.	0	2.395	2.395
**D	SIM PORTFOLIO LLC	0	59.658	59.658
**D	THYSSEN GLOBAL INVESTMENTS CORP	0	4.211	4.211
**D	WALACHITE 35 TRUST	0	18.699	18.699
**D	JOHN HANCOCK DIVERSIFIED REAL ASSETS FUND	0	371.504	371.504
**D	FCM INTERNATIONAL LLC	0	22.820	22.820
**D	SHIMODA HOLDINGS, LLC	0	2.517	2.517
**D	801 INVESTMENTS LLC	0	76.416	76.416
**D	MALACHITE 35 TRUST	0	92.705	92.705
**D	MS FUND LP	0	50.743	50.743
**D	WAM INVESTMENTS, LLC	0	9.392	9.392
**D	GLOBAL BOND FUND WAYCROSSE INC	0	476.466	476.466
**D	SILVER GROWTH FUND, LP	0	16.237	16.237
**D	MFC INTERNATIONAL FUND LLC	0	3.288	3.288
**D	JULIA IRENE KAUFFMAN REVOCABLE TRUST	0	13.507	13.507
**D	KARSH LIVING TRUST	0	36.305	36.305
**D	82A HOLDINGS, LLC	0	120.154	120.154
**D	NELKE PARTNERSHIP C/O NORTHERN TRUST COMPANY MANAGER	0	12.132	12.132
**D	OMEGA FPPI LIMITED PARTNERSHIP	0	33.136	33.136
**D	ORIANA HOLDINGS LLC	0	647.300	647.300
**D	ORIZABA, LP	0	23.138	23.138
**D	MF INTERNATIONAL FUND LLC	0	15.300	15.300
**D	LTV GROUP HOLDINGS, LLC	0	398.681	398.681
**D	LSV INTERNATIONAL (AC) VALUE EQUITY FUND, LP	0	1.722.800	1.722.800
**D	LEEMAN-STAMM FAMILY PARTNERS LLC LEHMAN-STAMM FAMILY PARTNERS LLC	0	2.670	2.670
**D	LEGAL AND GENERAL MSCI EAFE FUND LLC	0	792.159	792.159
**D	LAKE AVENUE INVESTMENTS, LLC	0	339.814	339.814
**D	THE JBUT MASTER INVESTMENT PARTNERSHIP LLP C/O JACOBUS WEALTH MANAGEMENT	0	13.127	13.127
**D	LABORERS' AND RETIREMENT BOARD EMPLOYEES' ANNUITY AND BENEFIT FUND OF CHICAGO	0	5.983	5.983
**D	INTERNATIONAL EQUITY FUND	0	311.637	311.637

1328

84

LISTA ESITO DELLE VOTAZIONE
 Oggetto: Relazione sulla politica di remunerazione e sui compensi corrisposti - Seconda sezione: relazione sui compensi corrisposti (deliberazione non vincolante)
 FAVOREVOLI

Badge	Ragione Sociale	Proprio	Delega	Totale
**D	INTERVENTURE EQUITY INVESTMENTS LIMITED	0	44.290	44.290
**D	LIVFORSÄKINGSBOLAGET SKANDIA OMSÄSIDIGI	0	3.221.650	3.221.650
**D	LSV INTERNATIONAL CONCENTRATED EQUITY FUND, LP	0	746.100	746.100
**D	MAN NUMERIC ALTERNATIVE RISK PREMIA VALUE-C/O CITCO TRUSTEES (CAYMAN) LIMITED	0	2.942.100	2.942.100
**D	EASLAM FAMILY INVESTMENT PARTNERSHI	0	3.696	3.696
**D	INTERNATIONAL EXPATRIATE BENEFIT MASTER TRUST	0	37.661	37.661
**D	MONDRIAN FUNDS PUBLIC LIMITED COMPANY MONDRIAN FUNDS PUBLIC LIMITED COMPANY	0	8.169	8.169
**D	NTGI-QM COMMON DAILY EAFE INDEX FUND - NON LENDING	0	821.401	821.401
**D	MONDRIAN GLOBAL ALL COUNTRIES WORLD EQUITY FUND, L.P.	0	5.481	5.481
**D	MONDRIAN INTERNATIONAL EQUITY ESG FUND L.P.	0	394.115	394.115
**D	AIVO INTERNATIONAL EQUITY FUND LP	0	90.640	90.640
**D	NATIONAL RAILROAD RETIREMENT INVESTMENT TRUST	0	676.761	676.761
**D	CARNELIAN INVESTMENT MANAGEMENT LLC	0	187.992	187.992
**D	CARROLL AVENUE PARTNERS LLC	0	3.325	3.325
**D	CECP GLOBAL SECURITIES LP	0	1.334	1.334
**D	BETTER BE GOOD LLC	0	8.700	8.700
**D	FIDDLER PARTNERS LLC	0	3.119	3.119
**D	EVA VALLEY MAI LLC	0	62.781	62.781
**D	SEY LLC	0	41.283	41.283
**D	AJO GLOBAL MARKET-NEUTRAL FUND LTD	0	2.280	2.280
**D	FOURTH AVENUE INVESTMENT COMPANY	0	44.768	44.768
**D	DYNASTY INVEST, LTD	0	16.256	16.256
**D	DELFINCO, LP	0	47.720	47.720
**D	DEFI LP EQUITY (PASSIVE)	0	11.494	11.494
**D	AVALON PORTFOLIO II, LLC	0	2.447	2.447
**D	CENTERSQUARE INVESTMENT MANAGEMENT LLC	0	3.660	3.660
**D	SUSTAINABLE INSIGHT GLOBAL ESG PASSIVE PLUS FUND LLC	0	3.576	3.576
**D	ASCENSION ALPHA FUND, LLC	0	1.078.633	1.078.633
**D	K INVESTMENTS SH LIMITED	0	1.111.424	1.111.424
**D	PZENA GLOBAL VALUE FUND 2 DST	0	212.011	212.011
**D	PZENA INTERNATIONAL EX-US FOCUSED VALUE FUND DST A'SERIES OF PZENA VALUE TRUST	0	136.508	136.508
**D	LEGAL AND GENERAL DEVELOPED MULTI-FACTOR SI FUND LLC	0	173.998	173.998
**D	PERMANENT FUND INVESTMENTS LLC	0	57.163	57.163
**D	NTGI-QM COMMON DAILY EAFE INDEX FUND - LENDING	0	658.946	658.946
**D	SANFORD C. BERNSTEIN AND CO DBT INTERNATIONAL VALUE SERIES	0	217.333	217.333
**D	NTGI - QM COMMON DAILY ALL COUNTRY WORLD EX-US EQUITY INDEX FUND - LENDING	0	445.251	445.251
**D	PZENA VALUE TRUST	0	14.521	14.521
**D	UNITED NATIONS JOINT STAFF PENSION FUND	0	6.400.000	6.400.000
**D	INTERNATIONAL MONETARY FUND STAFF RETIREMENT PLAN	0	10.994	10.994
**D	INTERNATIONAL MONETARY FUND STAFF RETIREMENT PLAN	0	598.817	598.817
**D	INTERNATIONAL MONETARY FUND STAFF RETIREMENT PLAN 700	0	844.974	844.974
**D	NATWEST DEP SW SVSTPI IBI GS C	0	354.898	354.898
**D	THE PUBLIC INSTITUTION FOR SOCIAL SECURITY	0	581.871	581.871

132LP

EA

LISTA ESITO DELLE VOTAZIONE
 Oggetto: Relazione sulla politica di remunerazione e sui compensi corrisposti - Seconda sezione: relazione sui compensi corrisposti (deliberazione non vincolante)
 FAVOREVOLI

Badge	Ragione Sociale	Proprio	Delega	Totale
**D	THE PUBLIC INSTITUTION FOR SOCIAL SECURITY	0	617.500	617.500
**D	THE PUBLIC INSTITUTION FOR SOCIAL SECURITY	0	435.091	435.091
**D	MONDRIAN ALL COUNTRIES WORLD EX-US EQUITY FUND LP	0	2.898.040	2.898.040
**D	MONDRIAN INTERNATIONAL EQUITY FUND L.P.	0	10.598.980	10.598.980
**D	NATIONAL COUNCIL FOR SOCIAL SEC FUND	0	549.523	549.523
**D	NATIONAL COUNCIL FOR SOCIAL SECURITY FUND.	0	102.263	102.263
**D	NATIONAL COUNCIL FOR SOCIAL SECURITY FUND.	0	101.319	101.319
**D	NGEE ANN POLYTECHNIC	0	2.220	2.220
**D	NATIONAL COUNCIL FOR SOCIAL SEC FUND	0	1.087.614	1.087.614
**D	NATIONAL COUNCIL FOR SOCIAL SEC FUND	0	540.282	540.282
**D	FIDELITY INVESTMENT TRUST: FIDELITY INTERNATIONAL CAPITAL APPRECIATION FUND	0	6.322.200	6.322.200
**D	FIDELITY INVESTMENT TRUST: FIDELITY DIVERSIFIED INTERNATIONAL K6 FUND	0	2.090.486	2.090.486
**D	FIDELITY INVESTMENT TRUST: FIDELITY FLEX INTERNATIONAL INDEX FUND	0	169.241	169.241
**D	FIDELITY SALEM STREET TRUST: FIDELITY INTERNATIONAL VALUE FUND	0	1.244.300	1.244.300
**D	FIDELITY INVESTMENT TRUST: FIDELITY SERIES GLOBAL EX U.S. INDEX FUND	0	5.593.466	5.593.466
**D	FIDELITY INVESTMENT TRUST: FIDELITY INFRASTRUCTURE FUND	0	69.579	69.579
**D	ERIKA J. GLAZER 1985 TRUST	0	69.515	69.515
**D	EMERSON GLAZER TRUST OF 1989	0	15.740	15.740
**D	MONDRIAN GLOBAL EQUITY ESG FUND LP	0	4.725	4.725
**D	LSV GLOBAL CV EQUITY FUND, LP	0	117.000	117.000
**D	HS PORTFOLIO LP	0	33.563	33.563
**D	H AND S INVESTMENTS I LP	0	17.281	17.281
**D	DOUBLE DIGIT CAGR LLC	0	31.768	31.768
**D	BERNSTEIN GLOBAL STYLE BLEND SERIES	0	64.800	64.800
**D	MONDRIAN GLOBAL EQUITY FUND, L.P.	0	106.907	106.907
**D	BERNSTEIN TAX-MANAGED GLOBAL STYLE BLEND SERIES	0	195.480	195.480
**D	NEW OAK NOMINEES LIMITED	0	13.561	13.561
**D	PACIFIC SALMON COMMISSION	0	82.400	82.400
**D	PUBLIC SECTOR PENSION INVESTMENT BOARD	0	4.435.508	4.435.508
**D	HALIFAX REGIONAL MUNICIPALITY MASTER TRUST	0	106.850	106.850
**D	MICHELIN NORTH AMERICA (CANADA) INC. MASTER TRUST	0	3.262	3.262
**D	HSBC U.S. EQUITY FUND	0	60.897	60.897
**D	HAGFORS LIMITED HE R AND H TRUST COMPANY LTD	0	65.527	65.527
**D	POLICEMEN'S ANNUITY AND BENEFIT FUND OF CHICAGO	0	88.740	88.740
**D	STITCHING BLUE SKY LIQUID ASSET FUNDS	0	916.606	916.606
**D	NEW ZEALAND SUPERANNUATION FUND	0	99.120	99.120
**D	STATE UNIVERSITIES RETIREMENT SYSTEM	0	1.792.896	1.792.896
**D	COMMONWEALTH SUPERANNUATION CORPORATION AS TRUSTEE FOR ARIA INVESTMENTS TRUST	0	459.136	459.136
**D	MERCER PASSIVE INTERNATIONAL SHARES FUND	0	279.536	279.536
**D	MERCER OSS TRUST	0	423.500	423.500
**D	MERCER GLOBAL ENHANCED LOW VOLATILITY SHARES FUND	0	61.776	61.776
**D	LORD MAYORS CHARITABLE FUND	0	6.112	6.112
**D	QUEENSLAND INVESTMENT TRUST NO 2	0	82.771	82.771

18

1330

LISTA ESITO DELLE VOTAZIONI

Oggetto: Relazione sulla politica di remunerazione e sui compensi corrisposti - Seconda sezione: relazione sui compensi corrisposti (deliberazione non vincolante)
FAVOREVOLI

Badge	Regione Sociale	Proprio	Delega	Totale
**D	COMMONWEALTH GLOBAL SHARE FUND 28	0	59.229	59.229
**D	GOVERNMENT EMPLOYEES SUPERANNUATION BOARD	0	255.487	255.487
**D	GOVERNMENT EMPLOYEES SUPERANNUATION BOARD	0	407.993	407.993
**D	LAGAM GLOBAL EQUITY TRUST	0	139.863	139.863
**D	QIC INTERNATIONAL EQUITIES FUND	0	115.235	115.235
**D	SAMFORD UNIVERSITY	0	9.556	9.556
**D	THE TRUSTEES OF THE HENRY SMITH CHARITY	0	175.464	175.464
**D	TYCO ELECTRONICS CORPORATION RETIREMENT SAVINGS AND INVESTMENT PLAN	0	47.510	47.510
**D	STP NUCLEAR OPERATING COMPANY RETIREMENT TRUST	0	2.893	2.893
**D	S. ROBSON WALTON 1999 CHILDRENS TRUST	0	22.740	22.740
**D	OAKLAND COUNTY EMPLOYEES RETIREMENT SYSTEM	0	80.563	80.563
**D	NATIONAL RAILROAD RETIREMENT INVESTMENT TRUST	0	1.034.608	1.034.608
**D	NORTHERN TRUST GLOBAL INVESTMENTS COLLECTIVE FUNDS TRUST	0	19.194.815	19.194.815
**D	PRESBYTERIAN CHURCH (USA) FOUNDATION	0	53.873	53.873
**D	JOHN T WALTON FAMILY TRUST	0	124.531	124.531
**D	HRW TESTAMENTARY TRUST NO 2	0	32.139	32.139
**D	HRW TESTAMENTARY TRUST NO. 8	0	48.037	48.037
**D	HRW TESTAMENTARY TRUST NO. 9	0	46.017	46.017
**D	HRW TESTAMENTARY TRUST NO. 12	0	65.493	65.493
**D	HRW TESTAMENTARY TRUST NO 5	0	32.649	32.649
**D	HRW TRUST NO 4 UAD 01/17/03	0	33.778	33.778
**D	HRW TRUST NO 3 UAD 01/17/03	0	39.490	39.490
**D	HRW TESTAMENTARY TRUST NO 1	0	70.769	70.769
**D	HRW TESTAMENTARY TRUST NO 3	0	48.759	48.759
**D	HRW TRUST NO 1 UAD 01/17/03	0	42.407	42.407
**D	HRW TESTAMENTARY TRUST NO. 10	0	57.366	57.366
**D	HRW TRUST NO 2 UAD 01/17/03	0	46.269	46.269
**D	HRW TESTAMENTARY TRUST NO 4	0	32.492	32.492
**D	HRW TESTAMENTARY TRUST NO 6	0	60.587	60.587
**D	HRW TESTAMENTARY TRUST NO. 11	0	71.064	71.064
**D	OWENS CORNING DEFINED BENEFIT MASTER TRUST	0	19.624	19.624
**D	NORTHERN ENGAGE360 FUND	0	60.987	60.987
**D	NEW IRELAND ASSURANCE COMPANY PLC	0	5.022.269	5.022.269
**D	NORTHERN FUNDS - INTERNATIONAL EQUITY INDEX FUND	0	2.737.649	2.737.649
**D	MICHIGAN CATHOLIC CONFERENCE	0	11.995	11.995
**D	MICHIGAN CATHOLIC CONFERENCE	0	83.012	83.012
**D	ASCENSION HEALTHCARE MASTER PENSION TRUST	0	547.012	547.012
**D	MICHIGAN CATHOLIC CONFERENCE MASTER PENSION TRUST	0	36.984	36.984
**D	MICHIGAN CATHOLIC CONFERENCE MASTER PENSION TRUST	0	191.061	191.061
**D	LOCKHEED MARTIN CORPORATION MASTER RETIREMENT TRUST	0	79.802	79.802
**D	LOCKHEED MARTIN CORPORATION MASTER RETIREMENT TRUST	0	561.459	561.459
**D	THE LEVERHULME TRUST	0	300.286	300.286
**D	THE LEVERHULME TRUST	0	1.046.511	1.046.511

1334

113

LISTA ESITO DELLE VOTAZIONE
 Oggetto: Relazione sulla politica di remunerazione e sui compensi corrisposti - Seconda sezione: relazione sui compensi corrisposti (deliberazione non vincolante)
 FAVOREVOLI

Badge	Ragione Sociale	Proprio	Delega	Totale
**D	JTW TRUST NO. 2 UAD 9/19/02	0	37.736	37.736
**D	JTW TRUST NO. 4 UAD 9/19/02	0	39.892	39.892
**D	JTW TRUST NO. 1 UAD 9/19/02	0	28.500	28.500
**D	JTW TRUST NO. 3 UAD 9/19/02	0	28.855	28.855
**D	JTW TRUST NO. 5 UAD 9/19/02	0	20.274	20.274
**D	OAKLAND POLICE AND FIRE RETIREMENT SYSTEM	0	34.290	34.290
**D	HERITT ASSOCIATES LLC 401K PLAN TRUST	0	46.775	46.775
**D	THE HEALTH FOUNDATION	0	293.984	293.984
**D	OLD WESTBURY MULTI-ASSET OPPORTUNITIES FUND	0	78.277	78.277
**D	FORD MOTOR COMPANY DEFINED BENEFIT MASTER TRUST	0	97.818	97.818
**D	COVENANT HEALTH	0	60.300	60.300
**D	EXELON FITZPATRICK QUALIFIED FUND	0	37.719	37.719
**D	ACORN 1998 TRUST	0	8.411	8.411
**D	EMERSON ELECTRIC CO. RETIREMENT MASTER TRUST	0	354.585	354.585
**D	EXELON PEACH BOTTOM UNIT 1 QUALIFIED FUND 10	0	3.743	3.743
**D	EMERSON ELECTRIC CO. RETIREMENT MASTER TRUST	0	152.400	152.400
**D	FORD MOTOR COMPANY DEFINED BENEFIT MASTER TRUST	0	195.658	195.658
**D	FLORIDA COLLEGE SAVINGS PROGRAM	0	4.103	4.103
**D	FRANCISCAN ALLIANCE, INC.	0	198.666	198.666
**D	COMBUSTION ENGINEERING 524(G) ASBESTOS FI TRUST PI TRUST	0	23.232	23.232
**D	CENTURYLINK, INC. DEFINED CONTRIBUTION PLAN MASTER TRUST	0	412.557	412.557
**D	CATERPILLAR INVESTMENT TRUST	0	349.892	349.892
**D	CATERPILLAR INC MASTER RETIREMENT TRUST	0	267.175	267.175
**D	CATERPILLAR INC MASTER RETIREMENT TRUST	0	868.425	868.425
**D	BRISTOL-MYERS SQUIBB COMPANY MASTER RETIREMENT TRUST	0	506.468	506.468
**D	THE NORTHERN TRUST COMPANY SUB-ADVISED COLLECTIVE FUNDS TRUST	0	25.183	25.183
**D	NORTHERN FUNDS INTERNATIONAL GROWTH EQUITY FUND	0	4.470.319	4.470.319
**D	ALW 2010 FAMILY TRUST ALICE WALTON/O WALTON ENTERPRISES LLC	0	90.414	90.414
**D	AON SAVINGS PLAN TRUST	0	423.465	423.465
**D	AON PENSION PLAN TRUST AON CORPORATION	0	125.031	125.031
**D	CALIFORNIA PHYSICIANS SERVICE D/B/A BLUE SHIELD OF CALIFORNIA	0	40.525	40.525
**D	AMERICAN HONDA MASTER RETIREMENT TRUST	0	27.513	27.513
**D	CITY OF MILWAUKEE EMPLOYEES RETIREMENT SYSTEM	0	546.330	546.330
**D	CHEVRON MASTER PENSION TRUST	0	177.096	177.096
**D	GUIDESTONE FUNDS INTERNATIONAL EQUITY FUND	0	807.706	807.706
**D	FLORIDA PREPAID COLLEGE PROGRAM	0	1.143.157	1.143.157
**D	CENTURYLINK, INC. DEFINED BENEFIT MASTER TRUST	0	267.754	267.754
**D	GUIDESTONE FUNDS INTERNATIONAL EQUITY INDEX FUND	0	339.346	339.346
**D	STICHTING INSTITUUT GAK	0	395.596	395.596
**D	ALFRED I. DUPONT TESTAMENTARY TRUST	0	58.474	58.474
**D	CSAA INSURANCE EXCHANGE	0	176.642	176.642
**D	EMPLOYEES RETIREMENT FUND OF THE CITY OF DALLAS	0	35.533	35.533
**D		0	42.360	42.360

EP

1332

LISTA ESITO DELLE VOTAZIONE
 Oggetto: Relazione sulla politica di remunerazione e sui compensi corrisposti - Seconda sezione: relazione sui compensi corrisposti (deliberazione non vincolante)
 FAVOREVOLI

Badge	Ragione Sociale	Proprio	Delega	Totale
**D	EMPLOYEES RETIREMENT FUND OF THE CITY OF DALLAS	0	166.868	166.868
**D	CITY OF LOS ANGELES FIRE AND POLICE PENSION PLAN	0	641.034	641.034
**D	INVESTMENT MASTER TRUST OF EXELIS INC.	0	350.638	350.638
**D	ILLINOIS MUNICIPAL RETIREMENT FUND	0	1.733.631	1.733.631
**D	ILLINOIS MUNICIPAL RETIREMENT FUND	0	2.146.885	2.146.885
**D	ILLINOIS MUNICIPAL RETIREMENT FUND	0	246.452	246.452
**D	ILLINOIS MUNICIPAL RETIREMENT FUND	0	577.196	577.196
**D	LOCKHEED MARTIN CORPORATION MASTER RETIREMENT TRUST	0	24.653	24.653
**D	LOCKHEED MARTIN CORPORATION MASTER RETIREMENT TRUST	0	128.853	128.853
**D	MERCY INVESTMENT SERVICES, INC.	0	154.900	154.900
**D	MISSOURI LOCAL GOVERNMENT EMPLOYEES RETIREMENT SYSTEM	0	37.099	37.099
**D	MARSH AND MCLENNAN MASTER RETIREMENT TRUST	0	414.100	414.100
**D	MARSH AND MCLENNAN MASTER RETIREMENT TRUST	0	407.185	407.185
**D	GQG PARTNERS GLOBAL EQUITY FUND	0	1.693.500	1.693.500
**D	NORTH DAKOTA STATE INVESTMENT BOARD	0	1.355.730	1.355.730
**D	OKLAHOMA PUBLIC EMPLOYEES RETIREMENT SYSTEM	0	140.000	140.000
**D	PREMIER GLOBAL INFRASTRUCTURE INCOME FUND	0	28.090	28.090
**D	UPCW UNION AND PARTICIPATING FOOD INDUSTRY EMPLOYERS TRI-STATE PENSION TRUST FUND	0	1.162.531	1.162.531
**D	UTAH STATE RETIREMENT SYSTEMS	0		
**D	MASTER TRUST AGREEMENT UNDER VARIOUS EMPLOYEE BENEFIT PLANS UNILEVER UNITED STATES INC. AND ITS SUBSIDIARIES AND AFFILIA	30.648		
**D	WYOMING RETIREMENT SYSTEM	0	183.665	183.665
**D	PROVIDENCE ST. JOSEPH HEALTH LONG TERM PORTFOLIO	0	258.900	258.900
**D	STANISLAUS COUNTY EMPLOYEES' RETIREMENT ASSOCIATION B32	0	481.900	481.900
**D	SCHLUMBERGER GROUP TRUST AGREEMENT	0	1.385.729	1.385.729
**D	SALT RIVER PIMA-MARICOPA INDIAN COMMUNITY	0	55.533	55.533
**D	SHRINERS HOSPITALS FOR CHILDREN	0	2.209.907	2.209.907
**D	SAN MATEO COUNTY EMPLOYEES' RETIREMENT ASSOCIATION	0	549.102	549.102
**D	CITY OF TALLAHASSEE	0	168.710	168.710
**D	PYRAMIS GROUP TRUST FOR EMPLOYEE BENEFIT PLANS	0	603.325	603.325
**D	HSBC GLOBAL EQUITY FUND	0	193.921	193.921
**D	FORD MOTOR COMPANY OF CANADA, LIMITED PENSION TRUST	0	44.477	44.477
**D	HSBC INTERNATIONAL EQUITY POOLED FUND	0	375.132	375.132
**D	NAV CANADA PENSION PLAN	0	61.298	61.298
**D	NAV CANADA PENSION PLAN	0	379.654	379.654
**D	NAV CANADA PENSION PLAN	0	105.336	105.336
**D	OPSEU PENSION PLAN TRUST FUND	0	51.970	51.970
**D	IWA - FOREST INDUSTRY PENSION PLAN 2100	0	367.680	367.680
**D	QUILTER INVESTORS	0	660.525	660.525
**D	LEGAL AND GENERAL EUROPEAN INDEX TRUST	0	4.498.754	4.498.754
**D	LEGAL AND GENERAL INTERNATIONAL INDEX TRUST	0	527.816	527.816
**D	LEGAL AND GENERAL GLOBAL EQUITY INDEX FUND	0	32.260	32.260
**D	LEGAL AND GENERAL FUTURE WORLD EQUITY FACTORS INDEX FUND	0	79.436	79.436
**D	LEGAL AND GENERAL FUTURE WORLD ESG DEVELOPED INDEX FUND	0	6.925	6.925

1333

25

LISTA ESITO DELLE VOTAZIONE
 Oggetto: Relazione sulla politica di remunerazione e sui compensi corrisposti - Seconda sezione: relazione sui compensi corrisposti (deliberazione non vincolante)
 FAVOREVOLI

Badge	Regione Sociale	Proprio	Delega	Totale
**D	RELIANCE TRUST INSTITUTIONAL RETIREMENT TRUST SERIES ELEVEN	0	3.773.237	3.773.237
**D	RELIANCE TRUST INSTITUTIONAL RETIREMENT TRUST SERIES TEN	0	2.712.052	2.712.052
**D	ROCKEFELLER CAPITAL MANAGEMENT UCITS SICAV	0	195.158	195.158
**D	PZEMA VALUE FUNDS PLC C/O SANNE	0	310.291	310.291
**D	STATE-STREET GLOBAL ADVISORS GROSS ROLL UP UNIT TRUST	0	182.869	182.869
**D	PRESCIENT GLOBAL FUNDS PLC	0	46.150	46.150
**D	BARING INVESTMENT FUNDS PLC	0	10.073	10.073
**D	BLACKROCK AUTHORISED CONTRACTUAL SCHEME I	0	6.536.882	6.536.882
**D	LEGAL AND GENERAL AUTHORISED CONTRACTUAL SCHEME	0	115.514	115.514
**D	TT INTERNATIONAL FUNDS PLC	0	44.651	44.651
**D	LEGAL AND GENERAL ICAV	0	207.698	207.698
**D	KBI INSTITUTIONAL FUND ICAV	0	747.040	747.040
**D	BRITISH COLUMBIA INVESTMENT MANAGEMENT CORPORATION	0	3.099.865	3.099.865
**D	STATE TEACHERS RETIREMENT SYSTEM OF OHIO	0	10.791.414	10.791.414
**D	BANCO NATIONAL DE PANAMA, ACTING AS TRUSTEE OF THE FIDEICOMISO DE FONDO DE AHORRO DE PANAMA	0	35.335	35.335
**D	LGPS CENTRAL AUTHORISED CONTRACTUAL SCHEME	0	1.580.754	1.580.754
**D	UBS COMMON CONTRACTUAL FUND	0	2.648	2.648
**D	QSUPER	0	114.387	114.387
**D	LF WALES PENSION PARTNERSHIP (WALES PP) ASSET POOLING ACS UMBRELLA	0	1.919.140	1.919.140
**D	BLACKROCK UCITS CCF, BLACKROCK ASSET MANAGEMENT IRELAND LIMITED	0	515.345	515.345
**D	INTERNATIONAL BANK FOR RECONSTRUCTION AND DEVELOPMENT ON BEHALF OF THE WORLD BANK GROUP TRUST FUNDS	0	0	38.836
**D	CLEARWATER INTERNATIONAL FUND	0	84.847	84.847
**D	FIDELITY ADVISOR SERIES VIII: FIDELITY ADVISOR DIVERSIFIED INTERNATIONAL FUND	0	1.129.400	1.129.400
**D	UNIVEST	0	736.999	736.999
**D	STICHTING BEDRIJFSTAKPENSIOENFONDS VOOR HET SCHOONMAAK EN GLAZENWASSER SBEDRIJF	0	322.368	322.368
**D	STICHTING BEDRIJFSTAKPENSIOENFONDS VOOR HET BEROEFSVERVOER OVER DE WEG	0	601.023	601.023
**D	FJARDE AP-FONDEN	0	605.592	605.592
**D	STICHTING BEDRIJFSTAKPENSIOENFONDS ZORGVERZEKERAARS	0	480.938	480.938
**D	SCHLUMBERGER INTERNATIONAL STAFF RETIREMENT FUND FCP-SIF	0	1.100.076	1.100.076
**D	STICHTING BEDRIJFSTAKPENSIOENFONDS VOOR HET LEVENSMIDDELENBEDRIJF	0	255.460	255.460
**D	NORTHERN TRUST UCITS FGR FUND	0	1.508.994	1.508.994
**D	ANDRA AP-FONDEN	0	1.030.880	1.030.880
**D	AMUNDI UCITS FGR FUNDS	0	23.489	23.489
**D	ROBECO INSTITUTIONAL UMBRELLA FUND	0	101.050	101.050
**D	STICHTING BEDRIJFSTAKPENSIOENFONDS VOOR DE DETAILHANDEL	0	3.473.960	3.473.960
**D	BROOKFIELD GL. LISTED INER UCITS FD	0	915.400	915.400
**D	BROOKFIELD RL ASSETS SECUR UCITS FD	0	33.600	33.600
**D	DANSKE INVEST SICAV EUROPA (SEK)	0	122.691	122.691
**D	DANSKE INVEST SICAV GLOBAL INDEX	0	420.224	420.224
**D	DANSKE INVEST SICAV SRI GLOBAL	0	139.897	139.897
**D	LGT SLC II EQ EMV (USD) - POOL AC	0	61.039	61.039
**D	INVESTIMO	0	318.082	318.082

1334

LISTA ESITO DELLE VOTAZIONE
 Oggetto: Relazione sulla politica di remunerazione e sui compensi corrisposti - Seconda sezione: relazione sui compensi corrisposti (deliberazione non vincolante)
 FAVOREVOLI

Badge	Ragione Sociale	Proprio	Delega	Totale
**D	UBI SICAV (GLOBAL EQUITY	0	690.447	690.447
**D	VONTOBEL ASSET MANAGEMENT S.A.	0	437.328	437.328
**D	DANSKE INVEST SICAV EUROPE	0	215.944	215.944
**D	EFAF-QCF-EUROPEAN EQUITIES POOL A	0	276.080	276.080
**D	EGEB - QCF - GLOBAL EQUITY POOL B	0	32.610	32.610
**D	UNIVERSE THE CMI CONTINEN. EUROPEANEQUITY	0	770.557	770.557
**D	VONTOBEL FUND (CH) - VESCORE GLOBALEQUITY MULTIFACTOR OLIVIER SCHALBETTER VONTOBEL FONDS SERVICES AG	0	0	990
**D	VARIOPARTNER (CH) - 3- ALPHA MEGATRENDS.	0	35.923	35.923
**D	CMLA GLOBAL LOW VOLATILITY EQUITY FUND	0	77.852	77.852
**D	KB BROOKFIELD GLOBAL SUSTAINABLE NERGY INFRA SECURITIES MASTER FUND (USD) (EQUITY	0	12.100	12.100
**D	CMLA INDEXED GLOBAL SHARE FUND	0	53.982	53.982
**D	LEGAL AND GENERAL ASSURANCE PENSIONS MANAGEMENT LIMITED	0	32.622.880	32.622.880
**D	IRISH LIFE ASSURANCE.	0	8.877	8.877
**D	IRISH LIFE ASSURANCE.	0	2.531.955	2.531.955
**D	IRISH LIFE ASSURANCE.	0	33.638	33.638
**D	IRISH LIFE ASSURANCE.	0	154.101	154.101
**D	IRISH LIFE ASSURANCE.	0	1.838.704	1.838.704
**D	JUPITER RESPONSIBLE INCOME FUND	0	150.000	150.000
**D	GOG GLOBAL UCITS ICAV	0	1.332.336	1.332.336
**D	J O HAMBRO CAPITAL MANAGEMENT GLOBAL OPPORTUNITIES FUND	0	3.246.015	3.246.015
**D	STICHTING MN SERVICES	0	5.537.958	5.537.958
**D	STICHTING PENSIOENFONDS METAAL EN TECHNIEK MN SERVICES	0	1.500.682	1.500.682
**D	UBS CANADA	0	64.086	64.086
**D	ZURICH LIFE ASSURANCE PLC	0	5.417.611	5.417.611
**D	COLONIAL FIRST STATE	0	123.528	123.528
**D	OLD MUTUAL GLOBAL INVESTORS	0	26.775	26.775
**D	CFSIL AFF CMLA INTERNATIONAL SHARE FUND.	0	67.763	67.763
**D	STICHTING MN SERVICES AANDELENFONDS EUROPA	0	794.509	794.509
**D	LEGAL AND GENERAL INVESTMENT MANAGEMENT	0	65.170	65.170
**D	LEGAL AND GENERAL	0	537.936	537.936
**D	LEGAL AND GENERAL ASSURANCE SOCIETY LIMITED	0	84.285	84.285
**D	STANDARD LIFE ASSURANCE LIMITED	0	15.621.196	15.621.196
**D	THE TRUSTEES OF THE STANDARD LIFE SCHEME	0	1.291.376	1.291.376
**D	SLIC - EUROPEAN EQUITY GROWTH FUND	0	367.401	367.401
**D	SLIC - GLOBAL EQUITY INCOME FUND	0	507.586	507.586
**D	CITIBANK INTERNATIONAL PLC AS TRUSTEE CITIBANK INT. PLC	0	18.608.686	18.608.686
**D	INVESCO POOLED INVESTMENT FUND - EUROPE FUND	0	304.759	304.759
**D	AEGON CUSTODY B.V.	0	103.093	103.093
**D	AEGON CUSTODY B.V.	0	929.464	929.464
**D	THE NOMURA TRUST AND BANKING CO LTD	0	469.367	469.367
**D	THE NOMURA TRUST AND BANKING CO LTD	0	18.148	18.148
**D	BERESFORD FUNDS PLC	0	34.852	34.852

EA

1335

LISTA ESITO DELLE VOTAZIONI

Oggetto: Relazione sulla politica di remunerazione e sui compensi corrisposti - Seconda sezione: relazione sui compensi corrisposti (deliberazione non vincolante)
FAVOREVOLI

Badge	Regione Sociale	Proprio	Delega	Totale
**D	SLIC II - STANDARD LIFE INVESTMENTS	0	1.367.064	1.367.064
**D	PRINCIPAL TRUST COMPANY (ASIA LIMITED)	0	312.505	312.505
**D	CFSIL - COMMONWEALTH GLOBAL SHARE FUND 22	0	1.199.394	1.199.394
**D	CFSIL - COMMONWEALTH GLOBAL SHARE FUND 23	0	361.060	361.060
**D	COLONIAL FIRST STATE INVESTMENTS LIMITED	0	106.613	106.613
**D	ABERDEEN STANDARD OEIC II - ASI EUROPE EX UK INCOME EQUITY FUND	0	5.228.732	5.228.732
**D	STITCHING EGM DEPOSITARY	0	15.668.010	15.668.010
**D	MACQUARIE INVESTMENT MANAGEMENT LIMITED	0	768.075	768.075
**D	INTERNATIONAL EQUITIES FUND	0	97.409	97.409
**D	PRINCIPAL MFF EUROPEAN EQUITY FUND	0	332.712	332.712
**D	NATIONAL COUNCIL FOR SOCIAL SECURITY FUND.	0	121.476	121.476
**D	AEON CUSTODY B.V.	0	423.000	423.000
**D	LEGG MASON INC	0	2.200	2.200
**D	CFSIL - COLONIAL FIRST STATE GLOBAL ASSET MANAGEMENT MULTI SECTOR TRUST 1	0	3.123	3.123
**D	SDA INTL EQUITY INDEX FD WORLD	0	211.448	211.448
**D	EATON VANCE INTERNATIONAL (IRELAND)	0	7.377	7.377
**D	CBOSC-CBGS-WGSS07	0	105.419	105.419
**D	BRICKLAYERS + TROWEL TRADES INTERNATIONAL PENSION FUND	0	94.900	94.900
**D	UNITED FOOD + COMMERCIAL WORKERS FOR EMPLOYEES	0	95.200	95.200
**D	ARCHDIOCESE OF DETROIT	0	38.334	38.334
**D	SIGNATURE GLOBAL INCOME AND GROWTH FUND	0	1.584.600	1.584.600
**D	THREADNEEDLE (LOX) COLUMBIA THREADNEEDLE INVESTMENTS	0	124.776	124.776
**D	JANUS HENDERSON CAPITAL FUNDS PLC	0	272.048	272.048
**D	CBOSC ATF CW BK GRP SUP WGSS06	0	43.922	43.922
**D	PINEBRIDGE FUND SERIES PINEBRIDGE EUROPE EQUITY FUND	0	304.450	304.450
**D	SOLARI LANE TRUST	0	52.630	52.630
**D	CITIBANK INTERNATIONAL PLC	0	1.787.516	1.787.516
**D	STANDARD LIFE WEALTH ACER FUND CITIBANK INTERNATIONAL PLC	0	66.313	66.313
**D	OLD MUTUAL EUROPEAN EQUITY (EX UK FUND A SUB FUND OF OLD MUTUAL INVESTMENT FUNDS SERIES II	0	17.248	17.248
**D	JOHN HANCOCK VARIABLE INSURANCE TRUST INTERNATIONAL VALUE TRUST	0	272.870	272.870
**D	JOHN HANCOCK VARIABLE INSURANCE TRUST INTERNATIONAL EQUITY INDEX TRUST	0	290.158	290.158
**D	JOHN HANCOCK FUNDS II INTERNATIONAL VALUE FUND	0	228.671	228.671
**D	VICTORY TRIVALENT INTERNATIONAL FUND - CORE EQUITY	0	124.414	124.414
**D	LEGAL AND GENERAL COLLECTIVE INVESTMENT TRUST	0	1.878.421	1.878.421
**D	VICTORY CAPITAL INTERNATIONAL COLLECTIVE INVESTMENT TRUST	0	48.766	48.766
**D	COMMONWEALTH SPECIALIST FUND 36	0	92.296	92.296
**D	CFSIL RE COLONIAL FIRST STATE INVESTMENT FUND 10	0	271.442	271.442
**D	STANDARD LIFE INVESTMENTS LIABILITIESOLUTIONS ICAV	0	180.441	180.441
**D	NEUBURG NOMINEES LIMITED INVESTORS WHOLESale GLOBAL EQUITY (INDEX) TRUST	0	335.327	335.327
**D	LATVIJAS BANKA	0	99.499	99.499
**D	VICTORY RS GLOBAL FUND	0	141.881	141.881
**D	VICTORY RS INTERNATIONAL FUND	0	919.647	919.647
**D	VICTORY RS INTERNATIONAL VIP SERIES	0	410.187	410.187

LISTA ESITO DELLE VOTAZIONE
Oggetto: Relazione sulla politica di remunerazione e sui compensi corrisposti - Seconda sezione: relazione sui compensi corrisposti (deliberazione non vincolante) FAVOREVOLI

Badge	Ragione Sociale	Proprio	Delega	Totale
**D	JOHN HANCOCK FUNDS II INTERNATIONAL STRATEGIC EQUITY ALLOCATION FUND	0	509.359	509.359
**D	MACQUARIE MULTI-FACTOR FUND	0	127.774	127.774
**D	HSTPLUS POOLED SUPERANNUATION TRUST	0	159.045	159.045
**D	VICTORYSHARES DEVELOPED ENHANCED VOLATILITY WTD INDEX ETF	0	10.091	10.091
**D	VICTORYSHARES INTERNATIONAL VOLATILITY WTD INDEX ETF	0	29.818	29.818
**D	VICTORYSHARES INTERNATIONAL VOLATILITY WTD INDEX ETF	0	41.697	41.697
**D	CITITRUST LIMITED AS TRUSTEE OF BLACKROCK PREMIER FUNDS-BLACKROCK WORLD EQUITY INDEX FUND	0	86.400	86.400
**D	INVECO FOOLED INVESTMENT FUND-GLOBAL STRATEGIC EQUITY FUND	0	59.140	59.140
**D	THE HARBORWALK PRIVATE TRUST - THEINTERNATIONAL EQUITY FUND	0	47.583	47.583
**D	STANDARD LIFE WEALTH GLOBAL EQUITY INCOME FUND	0	331.326	331.326
**D	STICHTING ALGEMEN PENSIOENFONDS	0	12.993	12.993
**D	SOCIALLY RESPONSIBLE DEVELOPED MARKETS FUNDAMENTAL INDEX CTF	0	208.338	208.338
**D	SUN LIFE GLOBAL INVESTMENTS (CANADA) INC C/O ISS	0	192.524	192.524
**D	ABERDEEN INVESTMENT FUNDS UK ICVC II - ABERDEEN WORLD EQUITY ENHANCED INDEX FUND	0	517.672	517.672
**D	ABERDEEN INVESTMENT FUNDS UK ICVC II - ABERDEEN EUROPEAN EQUITY ENHANCED INDEX FUND	0	84.415	84.415
**D	ABERDEEN INVESTMENT FUNDS UK ICVC II - ABERDEEN EUROPEAN EQUITY TRACKER FUND	0	1.255.779	1.255.779
**D	LIFE INTERNATIONAL DESIGNATED ACTIVITY COMPANY	0	534.507	534.507
**D	USAA CAPITAL GROWTH FUND	0	5.362.442	5.362.442
**D	USAA INTERNATIONAL FUND	0	1.377.587	1.377.587
**D	USAA WORLD GROWTH FUND	0	253.730	253.730
**D	VICTORYSHARES USAA MSCI INTERNATIONAL VALUE MOMENTUM ETF	0	59.516	59.516
**D	PRINCIPAL FINANCIAL SERVICES INC. - LISTED INFRASTRUCTURE	0	307.828	307.828
**D	UBS (LUX) EQUITY SICAV - GLOBAL OPPORTUNITY (USD)	0	8.146.143	8.146.143
**D	VERDIPAPIRFONDET DNB GLOBAL IV	0	1.821.981	1.821.981
**D	VERDIPAPIRFONDET DNB MILJOINVEST	0	415.503	415.503
**D	VERDIPAPIRFONDET DNB GLOBAL INDERS	0	561.647	561.647
**D	STANDARD LIFE WEALTH FALCON FUND	0	111.266	111.266
**D	VERDIPAPIRFONDET DNB EUROPA	0	88.860	88.860
**D	USAA MUTUAL FUNDS TRUST	0	441.333	441.333
**D	UBS FUND MGT (CH) AG VARKEU / CH0066	0	10.608	10.608
**D	MANDATORY PROVIDENT FUND SCHEMES	0	17.577	17.577
**D	TIMOTHY PLAN INTERNATIONAL ETF	0	39.088	39.088
**D	UNIFIED ACCUMULATIVE PENSION FUND JOINT STOCK COMPANY	0	13.556	13.556
**D	SYKERHELPS-OG PENSJONSORDNING FOR LEGER	0	10.499	10.499
**D	THE GRAUSTEIN TRUSTS PARTNERSHIP	0	80.530	80.530
**D	THE GUILFORD GLAZER NON-EXEMPT MARITAL TRUST	0	1.745.703	1.745.703
**D	POINT72 ASSOCIATES LLC - FSEU C/O THE CORPORATION TRUST COMPANY	0	977.684	977.684
**D	JANUS HENDERSON INTECH EQUITY MARKET NEUTRAL FUND LIMITED	0	33	33
**D	STATERA MASTER INVESTORS (CAYMAN) L.P.	0	3.646	3.646
**D	PANAGORA ASSET MANAGEMENT INC.	0	2.275	2.275
**D	LAZARD ASSET MANAGEMENT LLC QUANTITATIVE EQUITY FUNDS	0	1.267	1.267
**D	TUDOR SYSTEMATIC TACTICAL TRADING LTD - SERGEY C/O TUDOR INVESTMENT CORPORATION	0	29.381	29.381
**D	HANSJOERG WISS REVOCABLE TRUST UAD	0	117.869	117.869
**D	THE HARRY L. BRADLEY JR. TRUSTS MASTER INVESTMENT PARTNERSHIP LLP C/O JACOBUS WEALTH MANAGEMENT	0		

1337

LISTA ESITO DELLE VOTAZIONE
 Oggetto: Relazione sulla politica di remunerazione e sui compensi corrisposti - Seconda sezione: relazione sui compensi corrisposti (deliberazione non vincolante)
 FAVOREVOLI

Badge	Ragione Sociale	Proprio	Delega	Totale
**D	THE JBUT MASTER INVESTMENT PARTNERS HIP LLP C/O JACOBUS WEALTH MANAGEMENT	0	276.873	276.873
**D	ATLAS ENHANCED MASTER FUND LTD. C/O MAPLES CORPORATE SERVICES LIMITED	0	16.179	16.179
**D	ATLAS MASTER FUND LTD. C/O MAPLES CORPORATE SERVICES LIMITED	0	181	181
**D	NOVA SCOTIA HEALTH EMPLOYEES PENSION PLAN	0	59.641	59.641
**D	MANULIFE SOBEYS GLOBAL EQUITY FUND	0	245.000	245.000
**D	MANULIFE GLOBAL INFRASTRUCTURE FUND	0	529.200	529.200
**D	REGIME DE RETRAITE DES COLS BLEUS DE LA VILLE DE MONTREAL	0	88.877	88.877
**D	SENTRY GLOBAL INFRASTRUCTURE PRIVATE TRUST	0	81.914	81.914
**D	SENTRY GLOBAL INFRASTRUCTURE FUND	0	1.689.050	1.689.050
**D	REGIME DE RETRAITE DE L'UNIVERSITE DU QUEBEC TOUR DE LA CITE	0	42.911	42.911
**D	MANULIFE INTERNATIONAL STOCK FUND UT	0	657.458	657.458
**D	RBC QUANT EAFE EQUITY LEADERS ETF	0	8.916	8.916
**D	RBC QUANT EUROPEAN DIVIDEND LEADERS ETF	0	18.434	18.434
**D	RBC QUBE LOW VOLATILITY GLOBAL EQUITY FUND	0	2.345.814	2.345.814
**D	RBC O SHAUGHNESSY GLOBAL EQUITY FUND	0	53.901	53.901
**D	RBC O SHAUGHNESSY INTERNATIONAL EQUITY FUND	0	118.919	118.919
**D	THE PUBLIC INSTITUTION FOR SOCIAL SECURITY	0	533.811	533.811
**D	SL MES LOW VOL INTL EQ FD	0	14.420	14.420
**D	CMB ONYX GLOBAL EQUITY FUND	0	75.233	75.233
**D	IA CLARINGTON GLOBAL VALUE FUND 1080 SVCC TERMINUS	0	100.000	100.000
**D	CC AND I ALTERNATIVE GLOBAL EQUITY FUND	0	2.325	2.325
**D	NBIMC EAFE EQUITY INDEX FUND	0	202.720	202.720
**D	MUNICIPAL EMPLOYEES PENSION PLAN C/O GLASS LEWIS AND CO	0	71.435	71.435
**D	MUNICIPAL EMPLOYEES PENSION PLAN C/O ISS	0	220.542	220.542
**D	PUBLIC EMPLOYEES PENSION PLAN C/O ISS	0	756.716	756.716
**D	RBC QUBE STABLE DIVIDEND GLOBAL	0	32.886	32.886
**D	MANULIFE GLOBAL INFRASTRUCTURE CLASS	0	118.000	118.000
**D	NBIMC EAFE EQUITY INDEX FUND - CLASS N	0	11.316	11.316
**D	IAC INTERNATIONAL EQUITY FD	0	10.000	10.000
**D	PAVILLON INTERNATIONAL FOCUSED EQUITY POOL	0	55.552	55.552
**D	HEXAVEST EUROPE FUND	0	795.341	795.341
**D	PERPETUAL ECONOMIC DIVERSIFICATION GLOBAL EQUITY FUND	0	109.651	109.651
**D	AMUNDI CANADA INC C/O ISS	0	20.610	20.610
**D	INDUSTRIAL ALLIANCE INSURANCE AND FINANCIAL SERVICES INC.	0	15.143	15.143
**D	FUT15 FONDS INDUSTRIELLE ALLIANCE	0	27.000	27.000
**D	CI SIGNATURE CANADIAN BALANCED FUND	0	313.339	313.339
**D	EL FINANCIAL CORPORATION LIMITED	0	456.000	456.000
**D	DORASCO SUPPLEMENTARY RETIREMENT INCOME PLAN	0	55.139	55.139
**D	BROOKFIELD PUBLIC SECURITIES GROUP LLC C/O ISS	0	189.200	189.200
**D	BROOKFIELD GLOBAL LISTED INFRASTRUCTURE CANADIAN POOLED FUND	0	739.400	739.400
**D	SHORT BROTHERS CIF TRUSTEE LIMITED	0	204.400	204.400
**D	SHORT BROTHERS CIF TRUSTEE LIMITED C/O GROUPE INVESTISSEMENT RESPONSIBLE	0	25.870	25.870
**D	SHORT BROTHERS CIF TRUSTEE LIMITED	0	206.061	206.061

1338

gpr

LISTA ESITO DELLE VOTAZIONE
 Oggetto: Relazione sulla politica di remunerazione e sui compensi corrisposti - Seconda sezione: relazione sui compensi corrisposti (deliberazione non vincolante)
 FAVOREVOLI

Badge	Ragione Sociale	Proprio	Delega	Totale
**D	BOMBARDIER TRUST (CANADA) GLOBAL	0	67.676	67.676
**D	BOMBARDIER TRUST (CANADA) REAL RETURN ASSETS FUND BOMBARDIER INC	0	304.500	304.500
**D	THE BOMBARDIER TRUST (UK)	0	117.000	117.000
**D	THE BOMBARDIER TRUST (UK)	0	24.638	24.638
**D	THE BOMBARDIER TRUST (UK)	0	193.399	193.399
**D	THE BOMBARDIER TRUST (UK)	0	812.352	812.352
**D	CI CORPORATE CLASS LIMITED	0	987.632	987.632
**D	SIGNATURE INCOME AND GROWTH FUND	0	9.300.151	9.300.151
**D	TOWERS WATSON COMMON CONTRACTUAL FUND	0	413.539	413.539
**D	UBI SICAV - GLOBAL INFRASTRUCTURE	0	568.722	568.722
**D	SIGNATURE CANADIAN BALANCED FUND	0	199.720	199.720
**D	SIGNATURE DIVIDEND FUND	0	145.378	145.378
**D	CI GLOBAL FUND	0	853.744	853.744
**D	SIGNATURE SELECT CANADIAN FUND	0	479.300	479.300
**D	SIGNATURE GLOBAL DIVIDEND FUND	0	21.993	21.993
**D	THE ENDEAVOUR II FUND	0	14.800	14.800
**D	TRASTIMA ALL COUNTRY WORLD EQUITYFUND	0	8.035	8.035
**D	RBC DEXIA TORONTO POOLED CLIENTS A/C	0	0	70.864
**D	WELLINGTON TRUST COMPANY NATIONAL ASSOCIATE MULTIPLE COMMON TRUST UNDS - CTF GLOBAL MANAGED RISK PLUS II PORTFOLIO	0	0	143.056
**D	XPO LOGISTICS RETIREMENT MASTER TRUST	0	1.435.708	1.435.708
**D	ECOFIN WATER AND POWER OPPORTUNITIES PLC CO BNP PARIBAS SECURITIES SERVICES	0	1.134.653	1.134.653
**D	WELLINGTON MANAGEMENT COMPANY LLP	0	48.609	48.609
**D	ATLAS MASTER LTD	0	26.964	26.964
**D	MAPLES CORPORATE SERVICES LIMITED	0	12.600	12.600
**D	LSVLEHE, LSV2EHE	0	65.515	65.515
**D	LAZARD ASSET MANAGEMENT LLC C/O LAARD ASSET MANAGEMENT LLC - EUROPEAN LONG/SHORT	0	8.822	8.822
**D	RBC QUANT GLE INFRA LD EIF	0	734.185	734.185
**D	PRIVATE CLIENT INTL EQ PORT II	0	451.133	451.133
**D	PC INTL EQUITY INC AND GROWTH FT	0	117.561	117.561
**D	THE SEAKESPEARE HEAD FUND	0	425.000	425.000
**D	GREENCHIP GLOBAL EQUITY FUND	0	99.073	99.073
**D	NEW STAR EAFE FUND	0	10.374	10.374
**D	DOFASCO EMPLOYEES SAVINGS AND PROFITS SHARING FUND	0	401.909	401.909
**D	RBC PRIVATE WORLD EQUITY POOL	0	501.870	501.870
**D	BOMBARDIER TRUST (CANADA) GLOBAL EQUITIES FUND	0	480.500	480.500
**D	CI INCOME ADVANTAGE FUND	0	1.688.270	1.688.270
**D	CASTLEROCK ENHANCED YIELD FUND	0	59.120	59.120
**D	KAYNE ANDERSON CAPITAL ADVISORS LP	0	889.538	889.538
**D	LOCKHEED MARTIN CORPORATION MASTER RETIREMENT TRUST.	0	821.202	821.202
**D	AEGON CUSTODY B.V.	0	325.439	325.439
**D	AEGON CUSTODY B.V.	0	1.046.424	1.046.424
**D	AEGON CUSTODY B.V.	0	24.658	24.658

1339

LISTA ESITO DELLE VOTAZIONE
Argomento: Relazione sulla politica di remunerazione e sui compensi corrisposti - Seconda sezione: relazione sui compensi corrisposti (deliberazione non vincolante)
FAVOREVOLI

Badge	Ragione Sociale	Proprio	Delega	Totale
**D	GOVERNMENT OF NORWAY	0	242.491.304	242.491.304
**D	THE ARROWSTREET COMMON CONTRACTUAL FUND	0	2.858.653	2.858.653
**D	DWS INVESTMENT GMBH FOR VERMOEGENSMANAGEMENT	0	381.090	381.090
**D	DWS INVESTMENT GMBH FOR ALBATROS FONDS	0	35.429	35.429
**D	DWS INVESTMENT GMBH FOR DWS EUROPE DYNAMIC	0	55.451	55.451
**D	DWS INVESTMENT GMBH FOR DWS QI LONVOL EUROPE	0	619.842	619.842
**D	DWS INVESTMENT GMBH FOR DWS QI EUROPE DYNAMIC	0	75.000	75.000
**D	DWS INVESTMENT GMBH FOR E. ON AKTIENFONDS DWS	0	259.352	259.352
**D	DWS INVESTMENT GMBH FOR DWS VORSORGE AS (DYNAMIK)	0	55.000	55.000
**D	DWS INVESTMENT GMBH FOR LOEWEN AKTIENFONDS	0	106.016	106.016
**D	DWS INVESTMENT GMBH FOR DWS VORSORGE AS FLEX	0	72.283	72.283
**D	DWS INVESTMENT GMBH FOR DYNAMIC EUROPE BALANCE	0	329.050	329.050
**D	DWS INVESTMENT GMBH FOR DWS QI EUROZONE EQUITY	0	110.223	110.223
**D	DWS INVESTMENT GMBH FOR DWS QI EUROPEAN EQUITY	0	61.836	61.836
**D	DWS INVESTMENT GMBH FOR MULTI-INDEX EQUITY FUND	0	368.613	368.613
**D	DWS INVEST. MIT TEILGEB. FOR FIX INC AND ALT	0	24.278.419	24.278.419
**D	ISHARES II PUBLIC LIMITED COMPANY	0	3.393.848	3.393.848
**D	ISHARES PUBLIC LIMITED COMPANY	0	661.965	661.965
**D	ISHARES V PUBLIC LIMITED COMPANY	0	7.005.947	7.005.947
**D	ISHARES III PUBLIC LIMITED COMPANY	0	1.194.749	1.194.749
**D	ISHARES VI PUBLIC LIMITED COMPANY	0	3.085.175	3.085.175
**D	ISHARES IV PUBLIC LIMITED COMPANY	0	18.563.050	18.563.050
**D	ISHARES VII PLC	0	16.175.868	16.175.868
**D	BLACKROCK AM DE AG FOR ISHS CORE EURO STOXX 50 UCITS ETF (DE)	0	2.075.989	2.075.989
**D	BLACKROCK AM DE FOR ISHARES EURO STOXX UCITS ETF (DE)	0	391.918	391.918
**D	BLACKROCK AM DE FOR ISHARES STOXX EUROPE 50 UCITS ETF (DE)	0	94.188	94.188
**D	BLACKROCK AM DE FOR ISHARES STOXX EUROPE LARGE 200 UCITS ETF	0	5.431.153	5.431.153
**D	BLACKROCK AM DE FOR ISHARES STOXX EUROPE 600 UCITS ETF (DE)	0	6.481.589	6.481.589
**D	ISHARES I INV MIT TGV F ISHS ST EUROPE 600 UTILITIES UCITS ETF	0	119.200	119.200
**D	XEROX CORPORATION RETIREMENT & SAVINGS PLAN	0	1.761.514	1.761.514
**D	TEACHERS' RETIREMENT SYSTEM OF THE STATE OF ILLINOIS	0	3.382.127	3.382.127
**D	TEACHERS' RETIREMENT SYSTEM OF THE STATE OF ILLINOIS	0	2.338.627	2.338.627
**D	KAISER PERMANENTE GROUP TRUST	0	776.154	776.154
**D	KAISER FOUNDATION HOSPITALS	0	81.100	81.100
**D	FIDELITY INVESTMENT TRUST: FIDELITY TOTAL INT EQUITY FUND	0	693.784	693.784
**D	FIDELITY RUTLAND SQUARE TRUST II: STRAT ADV FID INTL FUND	0	36.083.150	36.083.150
**D	FIDELITY INVESTMENT TRUST: FIDELITY SERIES INTVALUE FUND	0	1.058.300	1.058.300
**D	FIDELITY INVESTMENT TRUST: FIDELITY INTER CAPITAL APP K6 FUND	0	78.633	78.633
**D	FIDELITY INVESTMENT TRUST: FIDELITY FLEX INTERNATIONAL FUND	0	1.947.000	1.947.000
**D	FIDELITY RUTLAND SQUARETRUST II: STRATEGIC ADVISERS INT	0	64.650	64.650
**D	BRUNEI INVESTMENT AGENCY	0	18.436	18.436
**D	INTERNATIONALE KAPITALANLAGESELLSCHAFT MBH FOR ANP	0	226.739	226.739
**D	LAUDUS INTERNATIONAL MARKETMASTERS FUND	0	9.838.108	9.838.108
**D	SCHWAB INTERNATIONAL EQUITY ETF	0	9.838.108	9.838.108

GA

1360

LISTA ESITO DELLE VOTAZIONE

Oggetto: Relazione sulla politica di remunerazione e sui compensi corrisposti - Seconda sezione: relazione sui compensi corrisposti (deliberazione non vincolante)
FAVOREVOLI

Badge	Ragione Sociale	Proprio	Delega	Totale
**D	SCHWAB FUNDAMENTAL INTERNATIONAL LARGE COMPANY INDEX ETF	0	3.501.961	3.501.961
**D	SANFORD C BERNSTEIN FUND INC- TAX MANAGED INTL PTF	0	5.117.370	5.117.370
**D	AB CANADA GLOBAL STRATEGIC CORE EQUITY FUND	0	722.810	722.810
**D	AB CANADA INTL VALUE EQUITY (CAP-WEIGHTED, UNHEDGED) FUND	0	138.460	138.460
**D	AB TRUST - AB INTERNATIONAL VALUE FUND	0	371.380	371.380
**D	DUPONT PENSION TRUST	0	188.643	188.643
**D	JOHN HANCOCK ENDURING EQUITY FUND	0	2.023.567	2.023.567
**D	JOHN HANCOCK VAR INS TRUST STRATEGIC EQUITY ALLOCATION	0	1.692.079	1.692.079
**D	JOHN HANCOCK FUNDS II STRATEGIC EQUITY ALLOCATION FUND	0	825.422	825.422
**D	JOHN HANCOCK DISCIPLINED VALUE INTERNATIONAL FUND	0	1.717.853	1.717.853
**D	PENSION BENEFIT GUARANTY CORPORATION	0	892.732	892.732
**D	INTERNATIONALE KAPITAL MBH FOR LH-PRIVATRENTE-AKTIEEN	0	500.000	500.000
**D	INTERNATIONAL PAPER CO COMMINGLED INVESTMENT GROUP	0	1.521.309	1.521.309
**D	BMO DISCIPLINED INTERNATIONAL EQUITY FUND	0	163.840	163.840
**D	LAZARD ASSET MANAGEMENT LLC	0	11.637	11.637
**D	LAZARD INTERNATIONAL EQUITY SELECT PORTFOLIO	0	193.015	193.015
**D	LAZARD RETIREMENT INTERNATIONAL EQUITY PORTFOLIO	0	360.701	360.701
**D	LAZARD GLOBAL STRATEGIC EQUITY PORTFOLIO	0	6.040	6.040
**D	LAZARD INTERNATIONAL EQUITY ADVANTAGE PORTFOLIO	0	5.354	5.354
**D	LAZARD REAL ASSETS AND PRICING OPPORTUNITIES	0	4.556	4.556
**D	LAZARD ESC INTERNATIONAL STRATEGIC EQUITY	0	25.815	25.815
**D	DEKA INVESTMENT GMBH FOR SFT 3-FONDS	0	68.306	68.306
**D	ALLIANZ GLOBAL INVESTORS GMBH FOR DBI-FONDS SFT 4	0	92.963	92.963
**D	J & J PENSION FUND OFF	0	313.087	313.087
**D	MFS VARIABLE INSURANCE TRUST - MFS UTILITIES SERIES	0	4.721.794	4.721.794
**D	GOLDMAN SACHS TRST II-GOLDMAN SACHS MULTI-MNGR GLOBAL	0	7.015	7.015
**D	GOLDMAN SACHS TRUST II - GOLDMAN SACHS MULTI-MANAGER ALT F	0	61.558	61.558
**D	GOLDMAN SACHS TRUST II-GOLDMAN SACHS M-M REAL ASSETS STRAT	0	72.947	72.947
**D	GOLDMAN SACHS TRUST - GOLDMAN SACHS GLOBAL	0	21.218	21.218
**D	GOLDMAN SACHS TRUST II GOLDMAN SACHS GQG PART INTL OPP FD	0	15.002.364	15.002.364
**D	OREGON PUBLIC EMPLOYEES RETIREMENT SYSTEM	0	3.939.030	3.939.030
**D	ALLIANZBERNSTEIN GLOBAL RISK ALLOCATION FUND INC	0	10.639	10.639
**D	AB CAP FUND, INC. - AB ALL MARKET INCOME PORTFOLIO	0	24.086	24.086
**D	BERNSTEIN FUND, INC. - INTERNATIONAL STRATEGIC EQUITIES PTF	0	12.617.970	12.617.970
**D	AB BOND FUND, INC. - AB ALL MARKET REAL RETURN PORTFOLIO	0	427.620	427.620
**D	AB COLLECTIVE INVESTMENT TRUST SERIES	0	932.785	932.785
**D	ALLIANZBERNST VAR PROD SER F INC.ALLIANZEB DYN ASSET	0	88.110	88.110
**D	AB VARIABLE PROD SERIES FUND, INC. - AB INT VALUE PORTFOLIO	0	862.050	862.050
**D	AB VARIABLE PROD SERIES FD, INC. - AB BALANCED WEALTH STG	0	17.052	17.052
**D	RUSSELL TRUST CO COMMINGLED EMPLOYEE BENEFIT FUNDS TRUST	0	1.736.072	1.736.072
**D	INVESCO V.I. GLOBAL CORE EQUITY FUND	0	180.932	180.932
**D	ALLIANZ GLOBAL INVESTORS GMBH FOR ALLIANZGI-FONDS INDU	0	18.623	18.623
**D	ALLIANZ GLOBAL INVESTORS GMBH FOR DBI-FONDS ANDUS	0	550.000	550.000

1361

GA

LISTA ESITO DELLE VOTAZIONE
 Oggetto: Relazione sulla politica di remunerazione e sui compensi corrisposti - Seconda sezione: relazione sui compensi corrisposti (deliberazione non vincolante)
 FAVOREVOLI

Badge	Ragione Sociale	Proprio	Delega	Totale
**D	THE MASTER TRUST BK OF JP LTD: HIRACHI FOREIGN EQ INDEX MF	0	211.090	211.090
**D	SPDR MSCI WORLD QUALITY MIX FUND	0	1.302	1.302
**D	GMAM GROUP PENSION TRUST III	0	885.056	885.056
**D	GMAM INVESTMENT FUNDS TRUST	0	264.891	264.891
**D	GMAM INVESTMENT FUNDS TRUST	0	532.900	532.900
**D	GMAM INVESTMENT FUNDS TRUST	0	423.939	423.939
**D	GMAM GROUP PENSION TRUST II	0	117.208	117.208
**D	GMAM GROUP PENSION TRUST II	0	41.010	41.010
**D	IBM RETIREMENT PLAN	0	276.893	276.893
**D	INVESCO INTERNATIONAL CORE EQUITY FUND	0	135.021	135.021
**D	ALLIANZ GLOBAL INV GMBH FOR ALLIANZGI-FONDS SET2	0	42.774	42.774
**D	INSTITUTIONAL RETIREMENT TRUST	0	39.100	39.100
**D	DWS INVESTMENT GMBH FOR DEAM FONDS BBS	0	752.289	752.289
**D	INTERNATIONALE KAPITALANLAGEGESELLSCHAFT MBH FOR NAEV	0	144.851	144.851
**D	TEORNBURG GLOBAL INVESTMENT PLC	0	561.480	561.480
**D	ARIZONA STATE RETIREMENT SYSTEM	0	26.780	26.780
**D	GLOBAL LOW VOLATILITY EQUITY FUND, LLC	0	842.922	842.922
**D	AB FUND N.V.	0	68.500	68.500
**D	AMERICAN BAR ASSOCIATION MEMBERS/MTC	0	46.864	46.864
**D	AMERICAN CENTURY WORLD MUTUAL FUNDS, INC. INTL VALUE F	0	810.873	810.873
**D	AMERICAN CENTURY WORLD MUTUAL FUNDS INC - NT INT VALUE	0	422.589	422.589
**D	AMERICAN CENTURY RETIREMENT DATE TRUST	0	43.110	43.110
**D	JP TR SERV BK LTD ATF MATB MSCI KOKUSAI INDEX MOTHER F	0	28.883	28.883
**D	AXA IM SMART MATCHING SOLUTIONS PUBLIC LIMITED	0	4.217.021	4.217.021
**D	REAVESUTILITYINCOMEFUNDFUND	0	2.103.991	2.103.991
**D	ANIMA FUNDS PLC	0	9.641	9.641
**D	THE MASTER TRUST BK OF JP LTD ATF INVESCO OVERSEAS EQ OPEN M.	0	58.686	58.686
**D	THE MASTER TRUST BK OF JP RE F RUSSELL INV (JP) INTL EQUITY F	0	31.278	31.278
**D	ARCHITAS MULTI-MANAGER GLOBAL FUNDS UNIT TRUST	0	70.121	70.121
**D	ARCHITAS MULTI-MANAGER GLOBAL FUNDS UNIT TRUST	0	29.237	29.237
**D	AXA INVESTMENT MANAGERS DEUTSCHLAND GMBH	0	263.847	263.847
**D	AXA ROSENBERG EQUITY ALPHA TRUST	0	412.675	412.675
**D	STATE OF ALASKA RETIREMENT AND BENEFITS PLANS	0	150.259	150.259
**D	THE WALT DISNEY COMPANY RETIREMENT PLAN MASTER TRUST	0	1.712.494	1.712.494
**D	BMO MSCI EAFE INDEX ETF	0	18.309	18.309
**D	THE MASTER TRUST BK OF JP LTD: RUSSELL GLB ENVIR TECH FUND	0	1.867.559	1.867.559
**D	TIAA-CREF QUANT INTERNATIONAL EQUITY FUND	0	2.351.453	2.351.453
**D	COLLEGE RETIREMENT EQUITIES FUND	0	403.784	403.784
**D	TIAA-CREF SOCIAL CHOICE INTERNATIONAL EQUITY FUND	0	2.834	2.834
**D	TEACHERS INSURANCE AND ANNUITY ASSOCIATION OF	0	703.653	703.653
**D	BRIGHTHOUSE FUNDS TRUST I - AB GLOBAL DYNAMIC ALLOCATION	0	34.903	34.903
**D	BRIGHTHOUSE FUNDS TRUST I - SCHRODERS GLOBAL MULTI-ASSET	0	394.753	394.753
**D	BRIGHTHOUSE FUNDS TRUST I - JPMORGAN GEL ACTIVE ALL	0	483.024	483.024
**D	UBS (US) GROUP TRUST	0	0	0

1362

LISTA ESITO DELLE VOTAZIONE
Oggetto: Relazione sulla politica di remunerazione e sui compensi corrisposti - Seconda sezione: relazione sui compensi corrisposti (deliberazione non vincolante)
FAVOREVOLI

Badge	Ragione Sociale	Proprio	Delega	Totale
**D	UAW RETIREE MEDICAL BENEFITS TRUST	0	1.298.727	1.298.727
**D	THE ALPHAGEN EUROPEAN BEST IDEAS FUND, LLC	0	715.831	715.831
**D	CENTRAL PROVIDENT FUND BOARD	0	14.645	14.645
**D	FIDUCIE GLOB DES REGIMES DE RETR DE LA SOC TRANSPORT	0	86.500	86.500
**D	DESJARDINS GLOBAL BALANCED STRATEGIC INCOME FUND	0	26.079	26.079
**D	NEI INTERNATIONAL EQUITY FUND	0	230.400	230.400
**D	FIDUCIE GLOB DES REGIMES DE RETR DE LA SOC TRANSPORT	0	135.110	135.110
**D	NEI GLOBAL EQUITY POOL	0	125.244	125.244
**D	CALVERT IMPACT FUND, INC. - CALVERT GLOBAL ENERGY SOLUTIONS FD	0	100.291	100.291
**D	CALVERT VP EAFE INTERNATIONAL INDEX PORTFOLIO	0	67.387	67.387
**D	CALVERT RESP INX SRS, INC.-CLVRT DVD MKTS EX-U.S. RSP INX FD	0	126.667	126.667
**D	XTRACKER (IE) PUBLIC LIMITED COMPANY	0	1.448.320	1.448.320
**D	AMERICAN BEACON ADVISORS COLLECTIVE INVESTMENT TRUST	0	4.965.293	4.965.293
**D	AMERICAN BEACON INTERNATIONAL EQUITY FUND	0	654.255	654.255
**D	AMERICAN BEACON DIVERSIFIED FUND	0	2.367.945	2.367.945
**D	THE REGENTS OF THE UNIVERSITY OF CALIFORNIA	0	133.777	133.777
**D	FIDELITY SELECT GLOBAL EQUITY INSTITUTIONAL TRUST	0	3.838.993	3.838.993
**D	FIDELITY SELECT INTERNATIONAL EQUITY INSTITUTIONAL TRUST	0	36.035	36.035
**D	FIDELITY INTERNATIONAL LOW VOLATILITY EQUI	0	206.553	206.553
**D	FIDELITY SELECT GLOBAL PLUS ALL CAP EQUITY INSTIT TRUST	0	22.758	22.758
**D	MERCER FTFC NON-US EQUITY INVESTMENT PORTFOLIO LLC.	0	32.950	32.950
**D	MERCER FTFC NON-US EQUITY INVESTMENT PORTFOLIO LLC	0	115.300	115.300
**D	EATON VANCE TAX-MANAGED GLOBAL BUY-WRITE OPPORTUNITIES	0	6.963	6.963
**D	PARAMETRIC INTERNATIONAL EQUITY FUND	0	226.448	226.448
**D	EATON VANCE RICHARD BERNSTEIN ALL ASSET STRATEGY FUND	0	242.788	242.788
**D	SOJECI II LITEE	0	127.008	127.008
**D	EATON VANCE HEXAVEST GLOBAL EQUITY FUND	0	55.000	55.000
**D	EATON VANCE HEXAVEST INTERNATIONAL EQUITY FUND	0	6.279	6.279
**D	FUNDO DE SEGURANCA SOC GOV. DA REGIAO ADM. ESPECIAL DE	0	11.892	11.892
**D	FRANKLIN LIBERTYSHARES ICAV	0	251.012	251.012
**D	TAX - MANAGED INTERNATIONAL EQUITY PORTFOLIO	0	23.907	23.907
**D	HARBOR OVERSEAS FUND	0	29.175	29.175
**D	MERCER GE INTERNATIONAL EQUITY FUND	0	28.931	28.931
**D	MERCER GE INTERNATIONAL EQUITY FUND	0	281.105	281.105
**D	ALLIANZ VALEURS DURABLES	0	198.800	198.800
**D	ALLIANZ ACTIONS EURO CONVICTIONS	0	2.500.000	2.500.000
**D	ALLIANZ ACTIONS EURO CONVICTIONS	0	132.000	132.000
**D	RUSSELL INVESTMENT COMPANY RUSSELL TAX-MANAGED INTL EQ FUND	0	2.104.000	2.104.000
**D	RUSSELL INVESTMENT COMPANY RUSSELL GLOBAL	0	947.176	947.176
**D	RUSSELL INVESTMENT COMPANY RUSSELL MULTI-STRATEGY	0	234.952	234.952
**D	RUSSELL INVESTMENT COMPANY RUSSELL INTERNATIONAL EQUITY	0	68.199	68.199
**D	RUSSELL INVESTMENT COMPANY MULTIFACTOR INTERNATIONAL EQUITY ALLOCATION	0	129.158	129.158
**D	GMO FUNDS PLC GMO GLOBAL EQUITY ALLOCATION	0	64.358	64.358

1343

LISTA ESITO DELLE VOTAZIONE
 Oggetto: Relazione sulla politica di remunerazione e sui compensi corrisposti - Seconda sezione: relazione sui compensi corrisposti (deliberazione non vincolante)
 FAVOREVOLI

Badge	Ragione Sociale	Proprio	Delega	Totale
**D	GMO FUNDS PLC	0	1.372.112	1.372.112
**D	GMO GLOBAL REAL RETURN (UCITS) FUND	0	24.776	24.776
**D	CAREHY LIFE INSURANCE CO LTD	0	46.688	46.688
**D	MARQUIS INSTITUTIONAL GLOBAL EQUITY PORTFOLIO	0	1.036	1.036
**D	HARTFORD MULTIFACTOR INTERNATIONAL FUND	0	42.755	42.755
**D	RUSSELL INVESTMENT COMPANY MULTI-ASSET GROWTH STRATEGY	0	92.775	92.775
**D	RUSSELL INVESTMENT COMPANY TAX-MANAGED REAL ASSETS	0	99.050	99.050
**D	HEXAVEST SAFE EQUITY FUND	0	20.186	20.186
**D	HEXAVEST ACWI EQUITY FUND	0	139.495	139.495
**D	HEXAVEST WORLD EQUITY FUND	0	293.112	293.112
**D	TRANSAMERICA JPMORGAN TACTICAL ALLOCATION VP	0	167.093	167.093
**D	TRANSAMERICA INTERNATIONAL EQUITY INDEX VP	0	29.530	29.530
**D	BMO GLOBAL LOW VOLATILITY EQUITY FUND	0	44.077	44.077
**D	TRANSAMERICA GLOBAL EQUITY	0	215.031	215.031
**D	TRANSAMERICA GLOBAL EQUITY	0	19.334	19.334
**D	BMO ALTERNATIVE STRATEGIES FUND	0	9.192	9.192
**D	HOUSTON MUNICIPAL EMPLOYEES PENSION SYSTEM	0	101.600	101.600
**D	ICON INTERNATIONAL EQUITY FUND	0	20.259	20.259
**D	TANGERINE BALANCED INCOME PORTFOLIO	0	132.741	132.741
**D	TANGERINE BALANCED PORTFOLIO	0	127.058	127.058
**D	TANGERINE BALANCED GROWTH PORTFOLIO	0	143.880	143.880
**D	TANGERINE EQUITY GROWTH PORTFOLIO	0	108.096	108.096
**D	MAINSTAY VP CUSHING RENAISSANCE ADVANTAGE PORTFOLIO	0	488.599	488.599
**D	MASSMUTUAL SELECT BLACKROCK GLOBAL ALLOCATION FUND	0	1.089.051	1.089.051
**D	TRANSAMERICA BLACKROCK GLOBAL ALLOCATION VP	0	29.169	29.169
**D	MERCER GLOBAL LOW VOLATILITY EQUITY FUND	0	130.476	130.476
**D	MM MSCI EAFE INTERNATIONAL INDEX FUND	0	386.423	386.423
**D	GMO INVESTMENTS ICAV/ GMO CLIMATE CHANGE INVESTMENT	0	298.591	298.591
**D	GMO CLIMATE CHANGE FUND	0	10.187.813	10.187.813
**D	GMO INTERNATIONAL EQUITY FUND	0	151.670	151.670
**D	GMO TAX-MANAGED INTERNATIONAL EQUITIES FUND	0	66.231	66.231
**D	RUSSELL INVESTMENT COMPANY IV PLC	0	820.536	820.536
**D	RUSSELL INVESTMENT COMPANY PLC	0	126.765	126.765
**D	JNL/ALLIANCEBERNSTEIN DYNAMIC ASSET ALLOCATION FUND	0	32.081	32.081
**D	JNL/BOSTON PARTNERS GLOBAL LONG SHORT EQUITY FUND	0	663.970	663.970
**D	JNL/LAZARD INTERNATIONAL STRATEGIC EQUITY FUND	0	309.642	309.642
**D	JNL/MELLON CAPITAL EUROPEAN 30 FUND	0	62.964	62.964
**D	JNL/MELLON CAPITAL MSCI WORLD INDEX FUND	0	517.500	517.500
**D	SUNAMERICA SERIES TRUST - SA FIDELITY INST AM INT GROWTH	0	705.394	705.394
**D	OPENWORLD PUBLIC LIMITED COMPANY	0	128.866	128.866
**D	RUSSELL INVESTMENT COMPANY V PLC	0	35.490	35.490
**D	RUSSELL INVESTMENTS INSTITUTIONAL FUNDS PLC	0	103.963	103.963
**D	MULTI-STYLE, MULTI-MANAGER FUNDS PLC	0	739.565	739.565
**D	STATE STREET GLOBAL ALL CAP EQUITY EX-US INDEX PORTFOLIO	0		

Azionisti in delega:  3.888

1364

LISTA ESITO DELLE VOTAZIONE

Oggetto: Relazione sulla politica di remunerazione e sui compensi corrisposti - Seconda sezione: relazione sui compensi corrisposti (deliberazione non vincolante)
FAVOREVOLI

Badge	Regione Sociale	Proprio	Delega	Totale
**D	STATE STREET INTERNATIONAL DEVELOPED EQUITY	0	2.046.180	2.046.180
**D	NEBRASKA PUBLIC EMPLOYEES RETIREMENT SYSTEMS	0	962.612	962.612
**D	CISCO SYSTEMS FOUNDATION	0	29.483	29.483
**D	INVECO GLOBAL TARGETED RETURNS FUND	0	6.162	6.162
**D	INVECO GLOBAL MARKET NEUTRAL FUND	0	1.455	1.455
**D	INVECO GLOBAL CORE EQUITY FUND	0	1.827.025	1.827.025
**D	LOS ANGELES COUNTY EMPLOYEES RETIREMENT ASSOCIATION	0	3.430.675	3.430.675
**D	INTERNATIONALE KAPITALANLAGESELLSCHAFT MBH FOR DC	0	1.020.212	1.020.212
**D	SPDR PORTFOLIO MSCI GLOBAL STOCK MARKET ETF	0	30.509	30.509
**D	SPDR MSCI SAFE STRATEGICFACTORS ETF	0	111.842	111.842
**D	SPDR MSCI WORLD STRATEGICFACTORS ETF	0	2.134	2.134
**D	HARTFORD MULTIFACOR DEVELOPED MARKETS	0	798.886	798.886
**D	HARTFORD MULTIFACOR LOW VOLATILITY	0	4.044	4.044
**D	LAZARD GLOBAL INVESTMENT FUNDS PUBLIC LIMITED	0	1.101.909	1.101.909
**D	MARYLAND STATE RETIREMENT & PENSION SYSTEM	0	946.985	946.985
**D	RUSSELL INV MULTI-ASSET FACTOR EXPOSURE FUND	0	92.604	92.604
**D	ALLIANZ GLOBAL INVESTORS GMBH FOR CONVST 21 VL	0	273.462	273.462
**D	ALLIANZ GLOBAL INVESTORS GMBH FOR FONDIS	0	186.435	186.435
**D	ALLIANZ GLOBAL INVESTORS GMBH FOR ALLIANZ VERM. EUROPA	0	1.322.077	1.322.077
**D	ALLIANZ GLOBAL INVESTORS GMBH FOR PREMIUMMANDAT	0	31.421	31.421
**D	ALLIANZ GLOBAL INVESTORS GMBH FOR ALLIANZ STRAT.	0	1.783.614	1.783.614
**D	ALLIANZ GLOBAL INVESTORS GMBH FOR ALLIANZ ELEXI	0	949.490	949.490
**D	THE PRUDENTIAL INSURANCE COMPANY OF AMERICA	0	647.749	647.749
**D	PRUDENTIAL TRUST CO MASTER COMMINGLED INV F FOR TAX EXEMPT	0	205.496	205.496
**D	MDPIM INTERNATIONAL EQUITY INDEX POOL	0	371.148	371.148
**D	MDPIM INTERNATIONAL EQUITY POOL	0	734.000	734.000
**D	MD EQUITY FUND	0	69.800	69.800
**D	MD INTERNATIONAL VALUE FUND	0	65.800	65.800
**D	MERCER INTERNATIONAL EQUITY FUND	0	79.073	79.073
**D	MERCER INTERNATIONAL EQUITY FUND	0	50.300	50.300
**D	MGI FUNDS PLC	0	1.741.099	1.741.099
**D	MERCER QIF CCF	0	4.132.198	4.132.198
**D	MERCER GLOBAL EQUITY ALL COUNTRY WORLD INDEX FUND	0	82.300	82.300
**D	MERCER GLOBAL EQUITY FUND	0	617.921	617.921
**D	MERCER GLOBAL EQUITY FUND	0	430.300	430.300
**D	MGI FUNDS PLC	0	486.500	486.500
**D	MGI FUNDS PLC	0	269.000	269.000
**D	MGI FUNDS PLC	0	37.963	37.963
**D	GIAA PANTHER FUND L-P	0	3.525.109	3.525.109
**D	MERCER QIF CCF	0	2.700.458	2.700.458
**D	MERCER UCITS COMMON CONTRACTUAL FUND	0	219.953	219.953
**D	MERCER UCITS COMMON CONTRACTUAL FUND	0	13.044	13.044
**D	LM FUND LP	0	397.063	397.063
**D	STATE OF MONTANA BOARD OF INVESTMENTS	0		

ET

1365

LISTA ESITO DELLE VOTAZIONI

Oggetto: Relazione sulla politica di remunerazione e sui compensi corrisposti - Seconda sezione: relazione sui compensi corrisposti (deliberazione non vincolante) FAVOREVOLI

Badge	Regione Sociale	Proprio	Delega	Totale
**D	RUSSELL COMMON CONTRACTUAL FUND	0	21.914	21.914
**D	NORTHERN GRUMAN CORPORATION VERA MASTER TRUST I	0	26.125	26.125
**D	STATE OF NEW JERSEY COMMON PENSION FUND D	0	4.205.775	4.205.775
**D	ONTARIO TEACHERS PENSION PLAN BOARD	0	418.400	418.400
**D	NEW SHIPS, INC. PENSION MASTER TRUST	0	814.350	814.350
**D	LAZARD GLOBAL EQUITY INCOME FUND	0	60.226	60.226
**D	LAZARD GLOBAL BALANCED INCOME FUND	0	3.190	3.190
**D	COSMOPOLITAN INVESTMENT FUND	0	60.284	60.284
**D	INTERNATIONALE KAPITALANLAGEGESELLSCHAFT MBH FOR PEKA	0	75.318	75.318
**D	SACRAMENTO COUNTY EMPLOYEES RETIREMENT SYSTEM	0	1.692.847	1.692.847
**D	PIMCO FUNDS GLOBAL INVESTORS SERIES PLC	0	372.002	372.002
**D	PRINCIPAL EX-TRADED FUNDS-PRINC INT MUL-FACT CORE INDEX ETF	0	12.222	12.222
**D	PGIM FUNDS PUBLIC LIMITED COMPANY	0	76.611	76.611
**D	PRINCIPAL LIFE INSURANCE COMPANY	0	3.265.549	3.265.549
**D	PACIFIC SELECT FUND -PD INTERNATIONAL LARGE-CAP PORTFOLIO	0	209.397	209.397
**D	PACIFIC SELECT FUND-INTERNATIONAL-EQUITY INCOME PORTFOLIO	0	271.909	271.909
**D	STICHTING PENSIOFONDS WERK- EN (RE) INTEGRATIE	0	1.396.666	1.396.666
**D	BMO INVESTMENTS (IRELAND) PLC	0	127.864	127.864
**D	THE UNIVERSITY OF HONG KONG	0	50.535	50.535
**D	DWS INVESTMENT GMBH FOR DEAM-FONDS FES	0	70.000	70.000
**D	DWS INVESTMENT GMBH FOR DEAM-FONDS PPC GEQ	0	14.669	14.669
**D	DWS INVESTMENT GMBH FOR DEAM-FONDS RKBS	0	15.000	15.000
**D	DWS INVESTMENT GMBH FOR DEAM-FONDS BW GERMANY	0	21.807	21.807
**D	DWS INVESTMENT GMBH FOR DEAM-FONDS EBR1	0	150.400	150.400
**D	DWS INVESTMENT GMBH FOR GCB PENSION FUND GERMANY	0	25.413	25.413
**D	DWS INVESTMENT GMBH FOR OP- FONDS WFF	0	11.504	11.504
**D	DWS INVESTMENT GMBH FOR DEAM-FONDS PMB 1	0	2.400	2.400
**D	DWS INVESTMENT GMBH FOR DEAM-FONDS DKS 1	0	20.000	20.000
**D	DWS INVESTMENT GMBH FOR DEUTSCHE LNLN	0	60.000	60.000
**D	DWS INVESTMENT GMBH FOR DEAM-FONDS RHEIN	0	124.000	124.000
**D	DWS INVESTMENT GMBH FOR DEAM-FONDS KLIL1	0	3.500	3.500
**D	DWS INVESTMENT GMBH FOR DEAM-FONDS SILM 1	0	170.000	170.000
**D	DWS INVESTMENT GMBH FOR DEAM-FONDS LHG 1	0	81.700	81.700
**D	DWS INVESTMENT GMBH FOR DEAM-FONDS PMF 1	0	60.000	60.000
**D	DWS INVESTMENT GMBH FOR DEAM-FONDS PSF 1	0	8.525	8.525
**D	DWS INVESTMENT GMBH FOR DEAM-FONDS SCSM	0	3.215	3.215
**D	DWS INVESTMENT GMBH FOR DEAM-FONDS STK	0	10.200	10.200
**D	DWS INVESTMENT GMBH FOR STIFTUNGSFONDS SVC. 1	0	25.017	25.017
**D	DWS INVESTMENT GMBH FOR DEAM-FONDS LWL	0	12.500	12.500
**D	DWS INVESTMENT GMBH FOR DEUTSCHE BERGBOURG 15	0	100.000	100.000
**D	DWS INVESTMENT GMBH FOR DEAM-FONDS CPT	0	71.000	71.000
**D	DWS INVESTMENT GMBH FOR DEUTSCHE RRL7	0	13.283	13.283
**D	PANAGORA DYNAMIC GLOBAL EQUITY (EX TOBACCO) FUND	0	10.599	10.599

1366

EPA

LISTA ESITO DELLE VOTAZIONE

Oggetto: Relazione sulla politica di remunerazione e sui compensi corrisposti - Seconda sezione: relazione sui compensi corrisposti (deliberazione non vincolante) FAVOREVOLI

Badge	Ragione Sociale	Proprio	Delega	Totale
**D	THRIVENT MODERATE ALLOCATION PORTFOLIO	0	100.247	100.247
**D	THRIVENT MODERATELY AGGRESSIVE ALLOCATION PORTFOLIO	0	28.739	28.739
**D	THRIVENT AGGRESSIVE ALLOCATION PORTFOLIO	0	11.083	11.083
**D	THRIVENT MODERATE ALLOCATION FUND	0	18.115	18.115
**D	THRIVENT MODERATELY AGGRESSIVE ALLOCATION FUND	0	35.260	35.260
**D	THRIVENT AGGRESSIVE ALLOCATION FUND	0	10.006	10.006
**D	THRIVENT PARTNER WORLDWIDE ALLOCATION FUND	0	437.031	437.031
**D	THRIVENT PARTNER WORLDWIDE ALLOCATION PORTFOLIO	0	801.406	801.406
**D	THRIVENT BALANCED INCOME PLUS FUND	0	45.084	45.084
**D	THRIVENT BALANCED INCOME PLUS PORTFOLIO	0	53.964	53.964
**D	THRIVENT GLOBAL STOCK FUND	0	653.459	653.459
**D	THRIVENT LOW VOLATILITY EQUITY FUND	0	12.583	12.583
**D	THRIVENT GLOBAL STOCK PORTFOLIO	0	381.764	381.764
**D	THRIVENT LOW VOLATILITY EQUITY PORTFOLIO	0	19.480	19.480
**D	THRIVENT CORE INTERNATIONAL EQUITY FUND	0	897.258	897.258
**D	THRIVENT CORE INTERNATIONAL EQUITY FUND	0	71.785	71.785
**D	THRIVENT DIVERSIFIED INCOME PLUS FUND	0	55.182	55.182
**D	THRIVENT DIVERSIFIED INCOME PLUS PORTFOLIO	0	13.576	13.576
**D	THRIVENT INTERNATIONAL INDEX PORTFOLIO	0	6.441	6.441
**D	RUSSELL INVESTMENTS YIELD OPPORTUNITIES POOL	0	2.088.326	2.088.326
**D	RUSSELL INVESTMENTS GLOBAL INFRASTRUCTURE POOL	0	164.035	164.035
**D	RUSSELL INVESTMENTS OVERSEAS EQUITY POOL	0	11.544	11.544
**D	RUSSELL INVESTMENTS MULTI-FACTOR INTERNATIONAL EQUITY	0	87.651	87.651
**D	RUSSELL INVESTMENTS OVERSEAS EQUITY FUND	0	1.269.067	1.269.067
**D	HONG KONG SPECIAL ADMINISTRATIVE REGION GOVERNMENT-	0	327.158	327.158
**D	GOV OF HM THE SULTAN AND YANG DI-PESTUAN OF BRUNEI DARUSSALAM	0	75.070	75.070
**D	HOME AFFAIRS UNIFORMED SERVICES (INVEST FUND)	0	866.837	866.837
**D	FOLKSAM OMSESIDIG LIVFORSAKRING	0	345.984	345.984
**D	BANK OF KOREA	0	31.426	31.426
**D	KPA LIVFORSAKRING AB (PUBL)	0	1.563.694	1.563.694
**D	KPA PENSIONSFOERSAKRING AB (PUBL)	0	150.629	150.629
**D	KONSUMENTKOOPERATIONENS PENSJONSSTIFTELSE	0	141.092	141.092
**D	BIMCOR GLOBAL EQUITY POOLED FUND	0	2.423.308	2.423.308
**D	ALBERTA INVESTMENT MANAGEMENT CORPORATION	0	65.003	65.003
**D	GOVERNMENT OF THE REPUBLIC OF SINGAPORE	0	674.481	674.481
**D	SCOTIA PRIVATE INTERNATIONAL EQUITY POOL	0	61.013	61.013
**D	DESJARDINS DEVEL EX-USA EX-CANADA MULTIE - CONTROLLED VOL ETF	0	13.024	13.024
**D	BANK OF KOREA	0	2.066	2.066
**D	BANK OF KOREA	0	168.800	168.800
**D	BANK SINCOPAC AMCO CATHAY GLOBAL INFRASTRUCTURE FUND	0	846.268	846.268
**D	STATE STREET IRELAND UNIT TRUST	0	824.879	824.879
**D	SSGA SDR ETFs EUROPE I PUBLIC LIMITED COMPANY	0	3.513.425	3.513.425
**D	SSGA SDR ETFs EUROPE II PUBLIC LIMITED COMPANY	0	24.197	24.197
**D	SIR DAVID TRENCH FUND FOR RECREATION	0		

1367

LISTA ESITO DELLE VOTAZIONE
 Oggetto: Relazione sulla politica di remunerazione e sui compensi corrisposti - Seconda sezione: relazione sui compensi corrisposti (deliberazione non vincolante)
 FAVOREVOLI

Badge	Ragione Sociale	Proprio	Delega	Totale
**D	SUNSUPER SUPERANNUATION FUND	0	492.201	492.201
**D	CALIFORNIA PUBLIC EMPLOYEES RETIREMENT SYSTEM	0	10.749.659	10.749.659
**D	DELTA SHARES S+P INTERNATIONAL MANAGED RISK ETF	0	18.663	18.663
**D	CALIFORNIA STATE TEACHERS RETIREMENT SYSTEM	0	26.147.957	26.147.957
**D	TEACHER RETIREMENT SYSTEM OF TEXAS	0	10.847.822	10.847.822
**D	DWS INVESTMENT GMBH FOR DEAM-FONDS PG EQ	0	194.727	194.727
**D	AXA INV MAN SCHWEIZ AG OBO AXA (CH) STRAT FD - GLOBAL EQ CHF	0	16.927	16.927
**D	AXA SWISS INSTITUTIONAL FUND - EQUITIES GLOBAL EX	0	19.299	19.299
**D	DWS INVESTMENT GMBH FOR DEAM-FONDS MASP	0	35.000	35.000
**D	MERCK CAPITAL ASSET MANAGEMENT LIMITED	0	290.991	290.991
**D	DWS INVESTMENT GMBH FOR DEAM FONDS PFDB	0	35.167	35.167
**D	PINEBRIDGE GLOBAL FUNDS	0	82.661	82.661
**D	METZLER ASSET MANAGEMENT GMBH FOR MI-FONDS 415	0	595.120	595.120
**D	ALLIANZ GLOBAL INVESTORS GMBH FOR ALLIANZGI-FONDS HPT	0	17.346	17.346
**D	DWS INVESTMENT GMBH FOR DEAM-FONDS GSK 1	0	102.946	102.946
**D	UNITED GLOBAL DIVIDEND EQUITY FUND	0	794	794
**D	HONG KONG HOUSING SOCIETY	0	88.197	88.197
**D	UNITED INCOME FOCUS TRUST	0	49.518	49.518
**D	UBS (IRL) ETF PLC	0	273.996	273.996
**D	SO CA UFCW UNIONS AND FOOD EMPLOYERS JOINT PENSION TRUST	0	404.521	404.521
**D	UNITED FOOD AND COMM WORKERS INT UNION-INDUSTRY	0	399.000	399.000
**D	ALLIANZ GLOBAL INVESTORS GMBH FOR ALLIANZGI-FONDS VDB	0	137.069	137.069
**D	VANGUARD FTSE DEVELOPED EUROPE INDEX ETF	0	25.972	25.972
**D	HEB SAVINGS & RETIREMENT PLAN TRUST	0	12.019	12.019
**D	THE WELLINGTON TR COM NATIONAL ASS MULT COLLECT INV F	0	613.084	613.084
**D	THE WELLINGTON TR CO NAT ASS MULT C TR F TR, OPPORT EQ PTF	0	26.445	26.445
**D	THE WELLINGTON TR CO NAT ASS MULT COMM, ENDURING ASSETS PTF	0	1.038.917	1.038.917
**D	WELLINGTON TR CO NAT ASS MULT COM TR F TR DAILY END ASS PTF	0	673.656	673.656
**D	WELLINGTON TR CO NAT ASS MULT COMM TR FD TR GLB MAN RISK PORT	0	120.424	120.424
**D	THE WELLINGTON TR CO NAT ASS MULT COLLECTIVE INV F TRUST	0	104.902	104.902
**D	WISDOMTREE ISSUER PUBLIC LIMITED COMPANY	0	127.642	127.642
**D	WSIB INVESTMENTS (PUBLIC EQUITIES) POOLED FUND TRUST	0	1.717.559	1.717.559
**D	DIVERSIFIED MARKETS (2010) POOLED FUND TRUST	0	15.025	15.025
**D	WASHINGTON STATE INVESTMENT BOARD	0	5.468.447	5.468.447
**D	WISDOMTREE DYNAMIC CURRENCY HEDGED INTRNL EQUITY FUND	0	165.300	165.300
**D	WISDOMTREE INTERNATIONAL HIGH DIVIDEND FUND	0	350.983	350.983
**D	WISDOMTREE INTERNATIONAL EQUITY FUND	0	542.893	542.893
**D	WISDOMTREE GLOBAL HIGH DIVIDEND FUND	0	36.316	36.316
**D	WISDOMTREE INTERNATIONAL DIVIDEND EX-	0	232.392	232.392
**D	WISDOMTREE INTERNATIONAL LARGE CAP DIVIDEND	0	477.602	477.602
**D	NEW YORK STATE TEACHERS RETIREMENT SYSTEM	0	5.266.045	5.266.045
**D	NEW YORK STATE TEACHERS RETIREMENT SYSTEM	0	2.684.235	2.684.235
**D	PENSIENFONDS METRAAL OFF	0	20.007	20.007

1368

LISTA ESITO DELLE VOTAZIONI

Oggetto: Relazione sulla politica di remunerazione e sui compensi corrisposti - Seconda sezione: relazione sui compensi corrisposti (deliberazione non vincolante)
FAVOREVOLI

Badge	Ragione Sociale	Proprio	Delega	Totale
**D	BMO GLOBAL GROWTH + INCOME FUND	0	523.956	523.956
**D	BMO INTERNATIONAL EQUITY FUND	0	563.220	563.220
**D	PRUDENTIAL BANK AND TRUST FSB	0	249.809	249.809
**D	PRUDENTIAL RETIREMENT INSURANCE AND ANNUITY COMPANY	0	227.600	227.600
**D	PRUDENTIAL RETIREMENT INSURANCE AND ANNUITY COMPANY	0	1.548.974	1.548.974
**D	PRUDENTIAL RETIREMENT INSURANCE AND ANNUITY COMPANY	0	248.616	248.616
**D	VAILSBURG FUND LLC	0	48.476	48.476
**D	VAILSBURG FUND LLC	0	32.540	32.540
**D	WELLINGTON MANAGEMENT FUNDS (IRELAND) PLC	0	1.330.209	1.330.209
**D	MANULIFE ASSET MANAGEMENT INTERNATIONAL EQUITY	0	323.619	323.619
**D	INVESCO GLOBAL LOW VOLATILITY EQUITY YIELD FUND	0	104.448	104.448
**D	ZURICH INVEST ICAV	0	739.292	739.292
**D	SS BK AND TRUST COMPANY INV FUNDS FOR TAXEXEMPT	0	35.577.363	35.577.363
**D	SSGA ACWI INTEGR ALPHA SELECT NON-LENDING QP COMMON	0	30.931	30.931
**D	SSGA FTSE RAFI DEVELOPED 1000 INDEX NON-LENDING COMMON	0	70.678	70.678
**D	SS FTSE DEV COMPREHENSIVE FACTOR IND NON-	0	37.993	37.993
**D	STATE STREET SP GLO INFERA INDEX NON-LENDING COMMON	0	1.569.393	1.569.393
**D	STATE STREET RAFI DEVELOP EX-US INDEX NON-LENDING COM TR	0	18.859	18.859
**D	STATE STREET ALL-WRLD TOTL MKT CORE FTSE NON-LENDING COM TR	0	27.144	27.144
**D	SSGA ALL COUNTRY W EX-US INTEGR ALPHA SEL NON-LEND COM TR F	0	130.632	130.632
**D	SSGA MSCI EUROPE SCREENED INDEX NON-LENDING COMMON TR	0	805.242	805.242
**D	MSCI EAFE PROV SCREENED INDEX NON-LENDING COMMON TR	0	151.534	151.534
**D	STATE STREET TOTAL RETURN V.I.S. FUND	0	23.292	23.292
**D	THE AB PORTFOLIOS - AB ALL MARKET TOTAL RETURN PORTFOLIO	0	195.283	195.283
**D	THE AB PORTFOLIOS - AB CONSERVATIVE WEALTH STRATEGY	0	36.979	36.979
**D	DB VERMOEGENSFONDSMANDAT	0	105.100	105.100
**D	STATE STREET GLOBAL ADVISORS LUXEMBOURG SICAV	0	4.245.289	4.245.289
**D	COREN AND STEERS SICAV (LUXEMBOURG)	0	7.863	7.863
**D	DB X-TRACKERS	0	29.539.205	29.539.205
**D	DEUTSCHE AM MULTI ASSET PIR FUND	0	1.251.173	1.251.173
**D	DEUTSCHE INVEST II	0	1.316.057	1.316.057
**D	DWS INVEST	0	136.663	136.663
**D	DWS FIXED MATURITY	0	521.448	521.448
**D	DWS INVESTMENT S.A. FOR ZURICH GLOBAL EQUITY	0	18.904	18.904
**D	DWS INVESTMENT S.A. FOR DWS CONCEPT DJE RESPONSIBLE INVEST	0	98.000	98.000
**D	DEUTSCHE ASSET MNGM S.A. FOR VERM FLEXIBEL (80./ . TEILGESCH)	0	15.171	15.171
**D	DWS INVESTMENT S.A. FOR DWS VERMOEGENSMANDAT-	0	15.621	15.621
**D	DWS INVESTMENT S.A. FOR DWS VERMOEGENSMANDAT-	0	784.838	784.838
**D	DWS INVESTMENT S.A. FOR DWS MULTI ASSET INCOME KONTROLLIERT	0	1.102.202	1.102.202
**D	DWS INVESTMENT S.A. FOR DWS MULTI ASSET INCOME KONTROLLIERT	0	153.039	153.039
**D	DWS INVESTMENT S.A. FOR ARERO - DER WELTFONDS	0	1.255.327	1.255.327
**D	UBS ETF	0	3.418.228	3.418.228
**D	UBS ETF	0	474.793	474.793

136P

LISTA ESITO DELLE VOTAZIONE

Oggetto: Relazione sulla politica di remunerazione e sui compensi corrisposti - Seconda sezione: relazione sui compensi corrisposti (deliberazione non vincolante) FAVOREVOLI

Badge	Ragione Sociale	Proprio	Delega	Totale
**D	UBS ETF	0	244.072	244.072
**D	UBS ETF	0	239.435	239.435
**D	UBS ETF	0	6.713	6.713
**D	UBS ETF	0	162.097	162.097
**D	UBS ETF	0	102.504	102.504
**D	UBS ETF	0	45.407	45.407
**D	UBS ETF	0	347.039	347.039
**D	UBS ETF	0	336.846	336.846
**D	UBS ETF	0	201.296	201.296
**D	TRT FOR RET MED DEN & LIFE INS PL OF THE ARMY&AIR FORCE EX SRV	0	493.589	493.589
**D	THE RETIREMENT ANN PL FOR EMPL OF THE ARMY&AIR FORCE EX	0	608.500	608.500
**D	ABERDEEN SELECT INTERNATIONAL EQUITY FUND	0	326.034	326.034
**D	RUSSELL INVESTMENT COMPANY II PLC	0	184.871	184.871
**D	STATE STREET INTERNATIONAL STOCK SELECTION FUND	0	2.168.260	2.168.260
**D	SANFORD C. BERNSTEIN FUND, INC. - INTERNATIONAL	0	15.497.357	15.497.357
**D	LAZARD INTERNATIONAL STRATEGIC EQUITY PORTFOLIO	0	7.199.309	7.199.309
**D	LAZARD INTERNATIONAL EQUITY PORTFOLIO	0	20.847	20.847
**D	GLOBAL INTREPID - CANADA FUND	0	1.507.975	1.507.975
**D	IBM 401K PLUS PLAN	0	1.258.863	1.258.863
**D	AMERICAN AIRLINES INC., MASTER FIXED BENEFIT PENSION TRUST	0	108.022	108.022
**D	GENERAL CONFERENCE CORPORATION OF SEVENTH DAY	0	1.773.213	1.773.213
**D	STATE OF ALASKA RETIREMENT AND BENEFITS PLANS	0	11.939.566	11.939.566
**D	COLLEGE RETIREMENT EQUITIES FUND	0	7.031.719	7.031.719
**D	COLLEGE RETIREMENT EQUITIES FUND	0	3.765.318	3.765.318
**D	TIIA-CREF INTERNATIONAL EQUITY FUND	0	7.999.819	7.999.819
**D	TIIA-CREF INTERNATIONAL EQUITY INDEX FUND	0	81.288	81.288
**D	TIIA - CREF LIFE FUNDS -INTERNATIONAL EQUITY FUND	0	113.109	113.109
**D	CONAGRA FOODS MASTER PENSION TRUST	0	938.936	938.936
**D	FACE INTERNATIONAL EQUITY INVESTMENTS	0	1.103.926	1.103.926
**D	RUSSELL INVESTMENT COMPANY - RUSSELL INTERN DEVELOPED MKT	0	289.699	289.699
**D	MERCY HEALTH	0	153.552	153.552
**D	BOSTON RETIREMENT SYSTEM	0	669.953	669.953
**D	VALIC COMPANY I - INTERNATIONAL EQUITIES INDEX FUND	0	105.249	105.249
**D	VALIC COMPANY I - GLOBAL STRATEGY FUND	0	62.900	62.900
**D	FONDATION LUCIE ET ANDRE CHAGNON.	0	578.188	578.188
**D	BRIGHTHOUSE FUNDS TRUST II - METLIFE MSCI EAFE INDEX PTF	0	5.256.054	5.256.054
**D	STATE OF MINNESOTA	0	198.232	198.232
**D	RUSSELL INVESTMENT FUNDS INTERNATIONAL DEVELOPED MARKETS	0	2.303.290	2.303.290
**D	ALAMEDA COUNTY EMPLOYEES' RETIREMENT ASSOCIATION	0	4.614.700	4.614.700
**D	TRANSAMERICA INTERNATIONAL GROWTH	0	1.191.688	1.191.688
**D	MERCER NON-US CORE EQUITY FUND	0	1.238.100	1.238.100
**D	MERCER NON-US CORE EQUITY FUND	0	435.033	435.033
**D	JOHN HANCOCK LIFE AND HEALTH INSURANCE COMPANY	0	1.899.400	1.899.400
**D	TRANSAMERICA GREYSTONE INTERNATIONAL	0		

1350

57

LISTA ESITO DELLE VOTAZIONE

Oggetto: Relazione sulla politica di remunerazione e sui compensi corrisposti - Seconda sezione: relazione sui compensi corrisposti (deliberazione non vincolante) FAVOREVOLI

Badge	Ragione Sociale	Proprio	Delega	Totale
**D	SEDR MSCI ACWI EX-US ETF	0	485.660	485.660
**D	SEDR S&P GLOBAL INFRASTRUCTURE ETF	0	1.376.623	1.376.623
**D	SEDR PORTFOLIO DEVELOPED WORLD EX-US ETF	0	1.996.960	1.996.960
**D	ORANGE COUNTY EMPLOYEES RETIREMENT SYSTEM	0	1.265.604	1.265.604
**D	MORGAN STANLEY INSTITUTIONAL FD TR - GLOBAL STRATEGIST ETF	0	33.642	33.642
**D	MORGAN STANLEY VAR INS FUND, INC. GLOBAL STRATEGIST PORTFOLIO	0	4.573	4.573
**D	STATE OF MONTANA BOARD OF INVESTMENTS	0	120.941	120.941
**D	EUROPE INVESTMENT FUND	0	116.464	116.464
**D	WELLINGTON DIVERSIFIED INFLATION HEDGES FUND	0	116.049	116.049
**D	MERCY HEALTH RETIREMENT TRUST	0	145.652	145.652
**D	TRUTH INITIATIVE FOUNDATION	0	18.774	18.774
**D	MAJOR LEAGUE BASEBALL PLAYERS PENSION PLAN	0	349.600	349.600
**D	ULTRA SERIES FUND-INTERNATIONAL STOCK FUND	0	74.132	74.132
**D	MADISON INTERNATIONAL STOCK FUND	0	45.412	45.412
**D	SEDR STOXX EUROPE 50 ETF	0	140.061	140.061
**D	SEDR DJ EURO STOXX 50 ETF	0	4.902.284	4.902.284
**D	INTERNATIONAL ALPHA SELECT COMMON TRUST FUND	0	160.757	160.757
**D	COMMON TRUST ITALY FUND	0	7.779.930	7.779.930
**D	WORLD INDEX OLDUS SECURITIES LENDING COMMON TRUST FUND	0	100.130	100.130
**D	NATWEST TR AND DEP SERV LTD AS TRUSTEE O LF PRUD EURO QIS FD	0	241.126	241.126
**D	SEDR S+P WORLD EX AUSTRALIA FUND	0	25.700	25.700
**D	AB GLOBAL RESEARCH INSIGHTS FUND	0	121.450	121.450
**D	ARGO GLOBAL LISTED INFRASTRUCTURE LIMITED	0	152.563	152.563
**D	RUSSELL INVESTMENTS LOW CARBON GLOBAL SHARES FUND	0	88.919	88.919
**D	EMERGENCY SERVICES SUPERANNUATION SCHEME	0	37.677	37.677
**D	FIRST STATE SUPERANNUATION SCHEME	0	360.681	360.681
**D	FIRST STATE SUPERANNUATION SCHEME	0	1.078.242	1.078.242
**D	RUSSELL INVESTMENTS TAX EFFECTIVE GLOBAL SHARES FUND	0	176.844	176.844
**D	RUSSELL INVESTMENTS GLOBAL LISTED INFRASTRUCTURE FUND -	0	300.134	300.134
**D	PINNACLE BNY MELLON GLOBAL INFRASTRUCTURE YIELD	0	84.257	84.257
**D	STATE STREET GLOBAL EQUITY FUND	0	200.832	200.832
**D	STATE STREET LOW CARBON ESG INTERNATIONAL	0	13.647	13.647
**D	AXA IM SUSTAINABLE EQUITY FUND	0	12.000	12.000
**D	RETAIL EMPLOYEES SUPERANNUATION TRUST	0	924.886	924.886
**D	REST AB TRUST	0	846.108	846.108
**D	INTERNATIONAL EQUITIES SECTOR TRUST	0	11.420	11.420
**D	SUNSUPER SUPERANNUATION FUND	0	2.691.331	2.691.331
**D	UBS IQ MSCI WORLD EX AUSTRALIA ETHICAL ETF	0	25.114	25.114
**D	UBS IQ MSCI EUROPE ETHICAL ETF	0	5.221	5.221
**D	VPMC INTERNATIONAL EQUITY TRUST 1	0	7.764	7.764
**D	VPMC INTERNATIONAL EQUITY TRUST 2	0	16.522	16.522
**D	STATE STREET GLOBAL INDEX PLUS TRUST	0	124.414	124.414
**D	RUSSELL INVESTMENTS INTERNATIONAL SHARES FUND	0	46.644	46.644

138

LISTA ESITO DELLE VOTAZIONE
Oggetto: Relazione sulla politica di remunerazione e sui compensi corrisposti - Seconda sezione: relazione sui compensi corrisposti (deliberazione non vincolante) FAVOREVOLI

Badge	Ragione Sociale	Proprio	Delega	Totale
**D	STATE STREET INTERNATIONAL EQUITIES INDEX TRUST	0	257.258	257.258
**D	BLACKROCK AM SCHWEIZ AG OBO BIEFS WORLD EX SWITZ EQ	0	178.641	178.641
**D	PEOPLE'S BANK OF CHINA	0	5.740.065	5.740.065
**D	FLOURISH INVESTMENT CORPORATION	0	2.076.420	2.076.420
**D	PEOPLE'S BANK OF CHINA	0	2.991.158	2.991.158
**D	BEST INVESTMENT CORPORATION	0	5.433.529	5.433.529
**D	THE TRUSTEES OF BP PENSION FUND	0	1.311.144	1.311.144
**D	NEW AIRWAYS PENSION SCHEME	0	2.714.875	2.714.875
**D	IFML VITALITY FUNDS - IFML VITALITY MULTI-ASSET INCOME FUND	0	7.145	7.145
**D	FIRSTRAND BANK LIMITED AIF THE INVESTEC WORLDWIDE	0	14.237	14.237
**D	THE TRUSTEES OF CONOCOPHILLIPS PENSION PLAN	0	130.547	130.547
**D	FAMILY INVESTMENTS CHILD TRUST FUND	0	229.557	229.557
**D	FAMILY INVESTMENTS GLOBAL ICVC FAMILY BALANCED INT FUND	0	148.141	148.141
**D	NOTTINGHAMSHIRE COUNTY COUNCIL PENSION FUND	0	455.757	455.757
**D	HSBC AS TRUSTEE FOR SSGA EUROPE EX UK EQUITY TRACKER FUND	0	7.272.268	7.272.268
**D	NATWEST TRU+DEP SERV LTD AT OF ST JAMES'S PL ALT ASS UN TR	0	1.196.419	1.196.419
**D	NATWEST TRU+DEP SERV LTD ATO ST. JAMES'S PL GR EURO PROG UT TR	0	2.408.024	2.408.024
**D	NATWEST TRU+DEP SERV LTD ATO ST. JAMES'S PL BAL MANAGED UN TR	0	5.948.632	5.948.632
**D	NATWEST TRU+DEP SERV LTD ATO ST. JAMES'S PL CONT EURO UN TR	0	1.239.290	1.239.290
**D	NATWEST TRU+DEP SERV LTD ATO ST. JAMES'S PL GL EQ UN TR	0	13.431.446	13.431.446
**D	THE TRUSTEES OF THE GE UK PENSION COMMON INVESTMENT	0	364.073	364.073
**D	NATWEST TR+DEP SERV LTD ATO ST. JAMES'S PL MULTI ASS UN TR	0	313.447	313.447
**D	MANAGED PENSION FUNDS LIMITED	0	5.323.114	5.323.114
**D	THE TRUSTEES OF STAGECOACH GROUP PENSION SCHEME	0	220.095	220.095
**D	THE TRUSTEES OF STAGECOACH GROUP PENSION SCHEME	0	380.200	380.200
**D	OLD MUTUAL INVESTMENT GROUP (PIY) LTD	0	11.718	11.718
**D	OLD MUTUAL LIFE ASSURANCE COMPANY (SOUTH AFRICA) LIMITED	0	78.814	78.814
**D	ALLIANZ INT INV FDS- ALLIANZ BEST STYLES GLOBAL AC EQUITY	0	70.458	70.458
**D	ALLIANZ UK+EUROPEAN INV FDS-ALLIANZ EUROPEAN EQUITY	0	125.294	125.294
**D	ALLIANZ UK + EUROPEAN INV FUNDS-ALLIANZ UK EQUITY	0	90.000	90.000
**D	HBOS INTERNATIONAL INV FUNDS ICVC- EUROPEAN FUND	0	833.105	833.105
**D	HBOS INTERNATIONAL INV FUNDS ICVC- INTERNATIONAL	0	1.682.995	1.682.995
**D	AVIVA LIFE PENSIONS UK LIMITED	0	48.143	48.143
**D	ALGEMEEN PENSIOENFONDS VAN CURACAO	0	175.766	175.766
**D	EAST RIDING PENSION FUND	0	913.248	913.248
**D	ES ALLIANCE BERNSTEIN UK OEIC ALL BERN EUR (EX UK) EQ ES F	0	902.312	902.312
**D	ES ALLIANCE BERNSTEIN UK OEIC - ES AB LOW VOLATILITY GLOB EQ F	0	5.200	5.200
**D	THE TRUSTEES OF GOLDMAN SACHS UK RETIREMENT PLAN	0	18.087	18.087
**D	M+G INVESTMENT FUNDS (1)- M+G EUROPEAN INDEX	0	117.417	117.417
**D	M+G INVESTMENT FUNDS (1)- M+G GLOBAL THEMES FUND	0	3.656.333	3.656.333
**D	M+G INVESTMENT FUNDS (10)- M+G GLOBAL LISTED	0	1.785.803	1.785.803
**D	M+G INVESTMENT FUNDS (4)- M+G SUSTAINABLE MULTI	0	11.705	11.705
**D	STICHTING PHILIPS PENSIOENFONDS	0	1.300.416	1.300.416

1352

91

LISTA ESITO DELLE VOTAZIONE

Oggetto: Relazione sulla politica di remunerazione e sui compensi corrisposti - Seconda sezione: relazione sui compensi corrisposti (deliberazione non vincolante) FAVOREVOLI

Badge	Ragione Sociale	Proprio	Delega	Totale
**D	VANGUARD INVESTMENTS FUNDS ICVC - VANGUARD	0	20.190	20.190
**D	VANGUARD INV FDS ICVC-VANG FTSE DEV WOR LD EX - UK EQT IND	0	1.793.118	1.793.118
**D	VANGUARD INV F ICVC-VANGUARD FTSE DEV EUROPE EX-UK EQ INDEX	0	3.275.421	3.275.421
**D	VANGUARD INV FUNDS ICVC-VANGUARD FTSE GLOB ALL CAP IND FUND	0	74.370	74.370
**D	VANGUARD INV FUNDS ICVC-VANGUARD FTSE GLOB ALL CAP IND FUND	0	244.003	244.003
**D	SCOTTISH WID INV SOLS F ICVC - EDAMNTL LOW VOL IND GLO EQI F	0	67.830	67.830
**D	PUBLIC AUTHORITY FOR SOCIAL INSURANCE	0	962.455	962.455
**D	SCOTTISH WIDOWS INV SOL F ICVC- FUNDAMENTAL INDEX	0	1.451.348	1.451.348
**D	INVESTEC FUNDS SERIES I- DIVERSIFIED INCOME FUND	0	72.022	72.022
**D	ARAB BANK FOR ECONOMIC DEVELOPMENT IN	0	2.281.593	2.281.593
**D	SCOTTISH WIDOWS OVERSEAS GROWTH INV F ICVC - EURO GROWTH	0	843.665	843.665
**D	SCOTTISH WIDOWS OVERSEAS GROWTH INV FUNDS ICVC-GLOBAL	0	1.630.061	1.630.061
**D	SCOTTISH WIDOWS INV SOLUTIONS F ICVC- EUROPEAN (EX UK) EQ FD	0	365.995	365.995
**D	FACE INTERNATIONAL EQUITY INVESTMENTS	0	10.895	10.895
**D	CATHOLIC ENDOWMENT FUND, LP	0	74.796	74.796
**D	MAINSTAY INTERNATIONAL OPPORTUNITIES FUND	0	1.785.038	1.785.038
**D	GMO BENCHMARK-FREE FUND	0	5.648	5.648
**D	GMO STRATEGIC OPPORTUNITIES ALLOCATION FUND	0	4.911.176	4.911.176
**D	GMO IMPLEMENTATION FUND	0	1.232	1.232
**D	PINEBRIDGE GLOBAL DYNAMIC ASSET ALLOCATION FUND LLC	0	14.000.000	14.000.000
**D	MEDIOLANUM GESTIONE FONDI SGR - FLESSIBILE FUTURO ITALIA	0	2.000.000	2.000.000
**D	MEDIOLANUM GESTIONE FONDI SGR - FLESSIBILE SVILUPPO ITALIA	0	51.949	51.949
**D	EPSILON SGR - EPSILON MULTIASSET VALORE GLOBALE LUGLIO 2022	0	35.584	35.584
**D	EPSILON SGR - EPSILON MULTIASSET VALORE GLOBALE MARZO 2022	0	70.451	70.451
**D	EPSILON SGR - EPSILON MULTIASSET VALORE GLOBALE SETE 2021	0	80.913	80.913
**D	EPSILON SGR - EPSILON FLESSIBILE AZIONI EURO SETTEMBRE 2020	0	18.946	18.946
**D	EPSILON SGR - EPSILON QVALUE	0	614	614
**D	EPSILON SGR - EPSILON MULTIASSET 3 ANNI LUGLIO 2020	0	5.400	5.400
**D	EPSILON SGR - EPSILON FLESSIBILE AZIONI EURO GIUGNO 2021	0	162.460	162.460
**D	EPSILON SGR - EPSILON MULTIASSET VALORE GLOBALE GIUGNO 2021	0	64.081	64.081
**D	EPSILON SGR - EPSILON MULTIASSET VALORE GLOBALE DIC 2021	0	1.418	1.418
**D	EPSILON SGR - EPSILON DLONGRUN	0	58.287	58.287
**D	EPSILON SGR - EPSILON FLESSIBILE AZIONI EURO NOVEMBRE 2020	0	8.157	8.157
**D	EPSILON SGR - EPSILON FLESSIBILE AZIONI EURO APRILE 2021	0	64.823	64.823
**D	EPSILON SGR - EPSILON MULTIASSET VALORE GLOBALE MAGGIO 2022	0	1.221	1.221
**D	EPSILON SGR - EPSILON MULTIASSET 3 ANNI MAGGIO 2020	0	12.780	12.780
**D	EPSILON SGR - EPSILON OEQUNITY	0	16.407	16.407
**D	EPSILON SGR - EPSILON ALLOCAZIONE TATTICA GIUGNO 2020	0	19.193	19.193
**D	EPSILON SGR - EPSILON FLESSIBILE AZIONI EURO FEBBRAIO 2021	0	105.048	105.048
**D	EPSILON SGR - EPSILON QRETURN	0	8.342	8.342
**D	EURIZON CAPITAL SGR - EURIZON PIR ITALIA 30	0	2.230	2.230
**D	EURIZON CAPITAL SGR - EURIZON TOP SELEC CRESCITA DIC 2023	0	3.761	3.761
**D	EURIZON CAPITAL SGR - EURIZON TOP SELEC EQUILIBRIO GIU 2024	0	2.874	2.874
**D	EURIZON CAPITAL SGR - EURIZON TOP SELEC EQUILIBRIO DIC 2024	0		

1353

gr

LISTA ESITO DELLE VOTAZIONE

Oggetto: Relazione sulla politica di remunerazione e sui compensi corrisposti - Seconda sezione: relazione sui compensi corrisposti (deliberazione non vincolante) FAVOREVOLI

Badge	Ragione Sociale	Proprio	Delega	Totale
**D	EURIZON CAPITAL SGR - EURIZON TOP SELEC CRESCITA DIC 2024	0	7.602	7.602
**D	EURIZON CAPITAL SGR - EURIZON PROGETTO ITALIA 70	0	2.558.931	2.558.931
**D	EURIZON CAPITAL SGR - EURIZON PIR ITALIA AZIONI	0	340.436	340.436
**D	EURIZON CAPITAL SGR - EURIZON AZIONI ITALIA	0	2.841.162	2.841.162
**D	EURIZON CAPITAL SGR - EURIZON RENDITA	0	64.259	64.259
**D	EURIZON CAPITAL SGR - EURIZON MULTIASET TREND DICEMBRE 2022	0	6.949	6.949
**D	EURIZON CAPITAL SGR - EURIZON TOP SELEC EQUILIBRIO MAG 2024	0	2.320	2.320
**D	EURIZON CAPITAL SGR - EURIZON TOP SELEC CRESCITA MAR 2025	0	5.194	5.194
**D	EURIZON CAPITAL SGR - EURIZON GLOBAL MULTIASET SELEC SET 22	0	20.300	20.300
**D	EURIZON CAPITAL SGR - EURIZON TOP SELEC EQUILIBRIO MAR 2024	0	2.703	2.703
**D	EURIZON CAPITAL SGR - EURIZON TOP SELEC CRESCITA MAR 2024	0	3.799	3.799
**D	EURIZON CAPITAL SGR - EURIZON TOP SELEC CRESCITA MAG 2024	0	5.336	5.336
**D	EURIZON CAPITAL SGR - EURIZON TOP SELEC CRESCITA GIU 2024	0	7.102	7.102
**D	EURIZON CAPITAL SGR - EURIZON TOP SELEC EQUILIBRIO SET 2024	0	4.597	4.597
**D	EURIZON CAPITAL SGR - EURIZON TOP SELEC EQUILIBRIO MAR 2025	0	3.171	3.171
**D	EURIZON CAPITAL SGR - EURIZON PROGETTO ITALIA 40	0	2.635.723	2.635.723
**D	EURIZON CAPITAL SGR - EURIZON AZIONI EUROPA	0	507.729	507.729
**D	EURIZON CAPITAL SGR - EURIZON AZIONI INTERNAZIONALI	0	208.178	208.178
**D	EURIZON CAPITAL SGR - EURIZON AZIONI AREA EURO	0	429.170	429.170
**D	EURIZON CAPITAL SGR - EURIZON TOP SELEC CRESCITA SET 2024	0	8.164	8.164
**D	EURIZON CAPITAL SGR - EURIZON TOP SELEC CRESCITA MAG 2025	0	1.518	1.518
**D	EURIZON CAPITAL SGR - EURIZON TOP SELEC EQUILIBRIO MAG 2025	0	1.000	1.000
**D	STG PFDS CORP EXPRESS MANDAAT ALLIANCE CAPITA	0	43.957	43.957
**D	STICHTING PENSIOENFONDS PGB UBS- MSCI EUROPE EQUITY PASSIVE	0	3.825.309	3.825.309
**D	STICHTING PENSIOENFONDS PGB UBS- GLOBAL EQUAL WEIGHTED EQUITY	0	190.443	190.443
**D	STICHTING TELEGRAAF PENSIOENFONDS 1959	0	131.545	131.545
**D	STG PFDS ACHMEA MANDAAT BLACKROCK	0	408.587	408.587
**D	STICHTING PENSIOENFONDS PGB	0	629.159	629.159
**D	ST BEW S.A. BEL.POOLS GLOB.EQ. FACTOR FUND	0	349.494	349.494
**D	STICHTING J.E. ASR ES G INDEXPLUS INST. FONDSSEN INZAKE EUROPA	0	1.115.397	1.115.397
**D	ALLIANZ AZIONI EUROPA	0	542.108	542.108
**D	ALLIANZ AZIONI ITALIA	0	3.000.000	3.000.000
**D	ALLIANZ GLOBAL STRATEGY 15	0	11.683	11.683
**D	ALLIANZ GLOBAL STRATEGY 30	0	19.579	19.579
**D	ALLIANZ GLOBAL STRATEGY 70	0	197.567	197.567
**D	ALLIANZ ITALIA 50 SPECIAL	0	125.000	125.000
**D	AGF EUROPEAN EQUITY FUND	0	160.416	160.416
**D	AGF GLOBAL REAL ASSETS FUND	0	148.399	148.399
**D	AGF ALL WORLD TAX ADVANTAGE GROUP LIMITED	0	188.154	188.154
**D	AGF ALL WORLD TAX ADVANTAGE GROUP LIMITED	0	213.111	213.111
**D	ACON HEWITT GLOBAL EQUITY FUND	0	280.273	280.273
**D	GLOBAL MANAGED VOLATILITY FUND	0	494.027	494.027
**D	PENSION PLAN FOR EMPLOYEES OF THE BUSINESS DEVELOPMENT BANK OF CANADA	0	23.500	23.500

1354

LISTA ESITO DELLE VOTAZIONE
Oggetto: Relazione sulla politica di remunerazione e sui compensi corrisposti - Seconda sezione: relazione sui compensi corrisposti (deliberazione non vincolante)
FAVOREVOLI

Badge	Ragione Sociale	Proprio	Delega	Totale
**D	SUPPLEMENTAL RETIREMENT PLAN OF THE BUSINESS DEVELOPMENT BANK OF	0	17.400	17.400
**D	THE CANADA LIFE ASSURANCE COMPANY	0	169.810	169.810
**D	COLLEGES OF APPLIED ARTS AND TECHNOLOGY PENSION P	0	1	1
**D	COLLEGES OF APPLIED ARTS AND TECHNOLOGY PENSION P	0	220.848	220.848
**D	CO-OPERATIVE SUPERANNUATION SOCIETY PENSION PLAN	0	1	1
**D	CANADIAN CHRISTIAN SCHOOL PENSION TRUST FUND	0	8.126	8.126
**D	CARLETON UNIVERSITY RETIREMENT PLAN	0	197.170	197.170
**D	THE CALGARY FOUNDATION	0	110.408	110.408
**D	ONTARIO POWER GENERATION INC .	0	909.926	909.926
**D	THE ROYAL INST FOR THE ADVANCEMENT OF LEARNING MCGILL UNIVERSITY	0	52.195	52.195
**D	RENAISSANCE INTERNATIONAL EQUITY PRIVATE POOL	0	5.396	5.396
**D	RENAISSANCE INTERNATIONAL EQUITY PRIVATE POOL	0	44.603	44.603
**D	RENAISSANCE INTERNATIONAL EQUITY PRIVATE POOL	0	118.400	118.400
**D	THE GREAT-WEST LIFE ASSURANCE COMPANY	0	33.834	33.834
**D	ACADIAN CORE INTERNATIONAL EQUITY FUND	0	71.932	71.932
**D	COUNSEL GLOBAL DIVIDEND	0	14.444	14.444
**D	COUNSEL DEFENSIVE GLOBAL EQUITY	0	71.655	71.655
**D	IPC MULTI-FACTOR INTERNATIONAL EQUITY	0	106.884	106.884
**D	IMPERIAL TOBACCO PENSION INVESTMENT TRUST FUND	0	1.579.978	1.579.978
**D	INCO ELECTED MASTER TRUST .	0	39.663	39.663
**D	INVESTORS SUMMA SRI FUND	0	60.385	60.385
**D	BLACKROCK - IG INTERNATIONALEQUITY POOL	0	254.146	254.146
**D	IFPROFIE INTERNATIONAL EQUITY POOL	0	233.200	233.200
**D	IG MACKENZIE GLOBAL INFRASTRUCTURE CLASS	0	269.666	269.666
**D	IUOE LOCAL 793 MEMBERS PENSION BENEFIT TRUST OF ONTARIO	0	1.449.269	1.449.269
**D	LONDON LIFE INSURANCE COMPANY .	0	13.628	13.628
**D	LONDON LIFE INSURANCE COMPANY .	0	8.190	8.190
**D	LYSANDER-TRIASIMA ALL COUNTRY EQUITY FUND	0	135.598	135.598
**D	GLOBAL INFRASTRUCTURE EQUITY FUND LONDON CAPITAL	0	58.150	58.150
**D	SYMMERY US EQUITY FUND	0	36.158	36.158
**D	MACKENZIE GLOBAL SUSTAINABILITY AND IMPACT BALANCED FUND	0	276.748	276.748
**D	MACKENZIE GLOBAL ENVIRONMENTAL EQUITY FUND	0	124.216	124.216
**D	MACKENZIE GLOBAL EQUITY FUND	0	272.578	272.578
**D	MACKENZIE INTERNATIONAL QUANTITATIVE LARGE CAP FUND	0	27.395	27.395
**D	MCGILL UNIVERSITY PENSION FUND	0	301.700	301.700
**D	MCLEAN & PARTNERS GLOBAL EQUITY POOL	0	468.200	468.200
**D	MCLEAN & PARTNERS PRIVATE INTERNATIONAL EQUITY	0	16.691	16.691
**D	MACKENZIE MAXIMUM DIVERS. ALL WORLD DEVELOPED EX NORTH AMERICA IE	0	14.663	14.663
**D	MACKENZIE INTERNATIONAL EQUITY INDEX ETF	0	12.430	12.430
**D	MACKENZIE MAX DIVERSIFICATION DEVELOPED EUR INDEX ETF	0	42.919	42.919
**D	MACKENZIE MAX DIVERSIFICATION ALL WORLD DEVELOPED IND ETF	0	81.153	81.153
**D	THE PENSION PLAN FOR EMPLOYEES OF MARINE ATLANTIC INC.	0	55.200	55.200
**D	THE GLENCORE CANADIAN PENSION FUNDS TRUST-FOREIGN EQUITY FUND	0	495.379	495.379
**D	NOVA SCOTIA PUBLIC SERVICE SUPERANNUATION FUND	0		

SP

1355

LISTA ESITO DELLE VOTAZIONE

Oggetto: Relazione sulla politica di remunerazione e sui compensi corrisposti - Seconda sezione: relazione sui compensi corrisposti (deliberazione non vincolante) FAVOREVOLI

Badge	Regione Sociale	Proprio	Delega	Totale
**D	NOVA SCOTIA TEACHERS' PENSION FUND	0	374.412	374.412
**D	EMO CANADA PENSION PLAN	0	372.314	372.314
**D	EMO CANADA PENSION PLAN	0	22.783	22.783
**D	PURPOSE INTERNATIONAL DIVIDEND FUND	0	176.237	176.237
**D	CC&L DIVERSIFIED INCOME PORTFOLIO	0	8.728	8.728
**D	RENAISSANCE GLOBAL EQUITY PRIVATE POOL	0	4.129	4.129
**D	RENAISSANCE GLOBAL EQUITY PRIVATE POOL	0	4.752	4.752
**D	RENAISSANCE REAL ASSETS PRIVATEPOOL	0	394.400	394.400
**D	TD EMERALD INTERNATIONAL EQUITYINDEX FUND	0	1.751.277	1.751.277
**D	TD INTERNATIONAL GROWTH FUND	0	7.474.978	7.474.978
**D	TD INTERNATIONAL INDEX FUND	0	318.786	318.786
**D	TD EUROPEAN INDEX FUND	0	54.252	54.252
**D	TD INTERNATIONAL STOCK FUND	0	1.162.400	1.162.400
**D	TD INTERNATIONAL EQUITY INDEX ETF	0	24.553	24.553
**D	TD Q GLOBAL MULTIFACTOR ETF	0	4.496	4.496
**D	GREYSTONE GLOBAL EQUITY FUND	0	116.887	116.887
**D	GREYSTONE INTERNATIONAL EQUITY FUND	0	1.513.200	1.513.200
**D	GREYSTONE INTERNATIONAL INCOME AND GROWTH FUND	0	183.900	183.900
**D	GREYSTONE GLOBAL INCOME AND GROWTH FUND	0	263.266	263.266
**D	IMPERIAL INTERNATIONAL EQUITY POOL	0	1.452.573	1.452.573
**D	IMPERIAL INTERNATIONAL EQUITY POOL	0	229.619	229.619
**D	IMPERIAL OVERSEAS EQUITY POOL	0	104.099	104.099
**D	IMPERIAL OVERSEAS EQUITY POOL	0	15.584	15.584
**D	ONTARIO POWER GENERATION INC .	0	67.417	67.417
**D	UNIVERSITY OF GUELPH FOREIGN PROPERTY TRUST	0	1.191.507	1.191.507
**D	UNIVERSITY OF GUELPH	0	167.600	167.600
**D	THE WAWANESA MUTUAL INSURANCE COMPANY	0	66.200	66.200
**D	WINDWISE MSCI EAFE INDEX NON-LENDING, FUND FOR EXEMPT ORG.	0	3.392	3.392
**D	EMO PRIVATE INTERNATIONAL EQUITY PORTFOLIO	0	387.915	387.915
**D	CIBC INTERNATIONAL INDEX FUND	0	1.954.422	1.954.422
**D	CIBC EUROPEAN INDEX FUND	0	224.830	224.830
**D	CIBC FOOLED INTERNATIONAL EQUITY INDEX FUND	0	50.285	50.285
**D	EUROPEAN DIVIDEND GROWTH FUND	0	41.023	41.023
**D	GLOBAL DIVIDEND GROWTH SPLIT CORP.	0	65.985	65.985
**D	BROMPTON GLOBAL DIVIDEND GROWTHETF	0	213.100	213.100
**D	RENAISSANCE GLOBAL VALUE FUND	0	113.025	113.025
**D	ALLIANZ GLOBAL INVESTORS FUND	0	40.333	40.333
**D	SK THEMEN	0	15.845.811	15.845.811
**D	SK WELT	0	200.000	200.000
**D	SK EUROPA	0	400.000	400.000
**D	ALLIANZ SUISSE - STRATEGY FUND	0	450.000	450.000
**D	METALLENRE FONDS PORTFOLIO	0	26.127	26.127
**D		0	217.100	217.100

217

1356

LISTA ESITO DELLE VOTAZIONE

Objetto: Relazione sulla politica di remunerazione e sui compensi corrisposti - Seconda sezione: relazione sui compensi corrisposti (deliberazione non vincolante) FAVOREVOLI

Badge	Ragione Sociale	Proprio	Delega	Totale
**D	PREMIUMMANDAT BALANCE	0	62.606	62.606
**D	PREMIUMMANDAT DYNEMIK	0	100.021	100.021
**D	ALLIANZ STIFTUNGSFONDS NACHREALTIGKEIT	0	98.096	98.096
**D	AZ EURO INVESTMENTS S.A.	0	1.236.652	1.236.652
**D	RP RENDITE PLUS	0	69.413	69.413
**D	AXA WORLD FUNDS	0	3.681.188	3.681.188
**D	BLACKROCK STRATEGIC FUNDS	0	849.673	849.673
**D	BLACKROCK GLOBAL INDEX FUNDS	0	555.480	555.480
**D	SERVICED PLATFORM SICAV	0	43.301	43.301
**D	GOLDMAN SACHS FUNDS	0	161.399	161.399
**D	GOLDMAN SACHS FUNDS II	0	612.257	612.257
**D	GOLDMAN SACHS FUNDS I	0	101.104	101.104
**D	M&G (LUX) INVESTMENT FUNDS 1	0	1.826.053	1.826.053
**D	INVESTEC GLOBAL STRATEGY FUND	0	5.155.153	5.155.153
**D	ISHARES MSCI EAFE INTERNATIONAL INDEX FUND	0	3.433.611	3.433.611
**D	BLACKROCK UTILITIES INFRASTRUCTURE AND POWER OPPORTUNITIES TRUST	0	2.493.825	2.493.825
**D	ISHARES MSCI ACWI ETF	0	1.848.653	1.848.653
**D	ISHARES MSCI ACWI EX US ETF	0	1.390.169	1.390.169
**D	ISHARES GLOBAL UTILITIES ETF	0	766.559	766.559
**D	ISHARES MSCI EUROZONE ETF	0	7.561.039	7.561.039
**D	ISHARES EUROPE ETF	0	1.295.558	1.295.558
**D	ISHARES MSCI EAFE VALUE ETF	0	29.934.723	29.934.723
**D	ISHARES MSCI KOKUSAI ETF	0	6.597.453	6.597.453
**D	ISHARES MSCI EUROPE ETF	0	27.474	27.474
**D	ISHARES GLOBAL INFRASTRUCTURE ETF	0	12.559.510	12.559.510
**D	ISHARES MSCI ITALY ETF	0	4.913.056	4.913.056
**D	ISHARES INTERNATIONAL SELECT DIVIDEND ETF	0	4.783.190	4.783.190
**D	ISHARES EDGE MSCI MIN VOL EAFE ETF	0	1.779.814	1.779.814
**D	ISHARES EDGE MSCI MIN VOL EAFE INDEX FUND OF BLACKROCK FUNDS	0	24.087	24.087
**D	ISHARES CORE MSCI EUROPE ETF	0	2.872.260	2.872.260
**D	ISHARES EDGE MSCI INTL MOMENTUM FACTOR ETF	0	24.405	24.405
**D	ISHARES EDGE MSCI INTL VALUE FACTOR ETF	0	342.822	342.822
**D	ISHARES EDGE MSCI INTL SIZE FACTOR ETF	0	642.875	642.875
**D	ISHARES INTERNATIONAL DIVIDEND GROWTH ETF	0	1.514	1.514
**D	ISHARES MSCI WORLD ETF	0	159.232	159.232
**D	ISHARES CORE MSCI EAFE ETF	0	159.178	159.178
**D	ISHARES CORE MSCI TOTAL INTERNATIONAL STOCK ETF	0	34.912.669	34.912.669
**D	ISHARES CORE MSCI INTERNATIONAL DEVELOPED MARKETS ETF	0	6.598.557	6.598.557
**D	ISHARES CORE MSCI EAFE IMI INDEX ETF	0	1.346.177	1.346.177
**D	ISHARES MSCI EUROPE IMI INDEX ETF	0	1.334.278	1.334.278
**D	ISHARES INTERNATIONAL FUNDAMENTAL INDEX ETF	0	152.632	152.632
**D	ISHARES GLOBAL MONTHLY DIVIDEND INDEX ETF (CAD-HEDGED)	0	59.981	59.981
**D		0	43.111	43.111

1357

LISTA ESITO DELLE VOTAZIONE
 Oggetto: Relazione sulla politica di remunerazione e sui compensi corrisposti - Seconda sezione: relazione sui compensi corrisposti (deliberazione non vincolante)
 FAVOREVOLI

Badge	Ragione Sociale	Proprio	Delega	Totale
**D	CONNECTICUT GENERAL LIFE INSURANCE COMPANY	0	20.448	20.448
**D	BLACKROCK STRATEGIC GLOBAL BONDFUND INC	0	209	209
**D	TOTAL INTERNATIONAL EX U.S. INDEX MASTER PORTFOLIO OF MASTER INV	0	391.548	391.548
**D	INTERNATIONAL TILTS MASTER PORTFOLIO OF MASTER INVESTMENT PORTFO	0	61.431	61.431
**D	PRINCIPAL GLOBAL INVESTORS COLLECTIVE INVESTMENT TRUST	0	489.227	489.227
**D	PRINCIPAL GLOB.INVETS. COLLECT INVEST. TRUST INTER.GROWTH EQUITY	0	138.238	138.238
**D	AMERICAN CENTURY ETF TRUST-AVANITIS INTERNATIONAL EQUITY ETF	0	131.660	131.660
**D	XEROX CANADA EMPLOYEES RETIREMENT PLAN	0	44.800	44.800
**D	ABERDEEN GLOBAL INFRASTRUCTURE FUND	0	232.100	232.100
**D	ARROWSTREET GLOBAL EQUITY ACWI TRUST FUND	0	234.011	234.011
**D	ARROWSTREET INTERNATIONAL EQUITY EAFE TRUST FUND	0	599.801	599.801
**D	ARROWSTREET INTERNATIONAL EQUITY ACWI EX US TRUST FUND	0	2.334.381	2.334.381
**D	AMERICAN BUREAU OF SHIPPING	0	6.606	6.606
**D	UNITED TECHNOLOGIES CORPORATION EMPLOYEE SAVINGS PLAN MASTER TRU	0	910.538	910.538
**D	BEAR CREEK INC.	0	48.052	48.052
**D	BROOKFIELD REAL ASSETS HYBRID MASTER FUND L.P. C O MAOLES CORPORATE SERVICES LIMITED	0	52.900	52.900
**D	MERCER DIOCESE OF BROOKLYN GROWTH STRATEGY	0	147.700	147.700
**D	MERCER DIOCESE OF BROOKLYN GROWTH STRATEGY	0	158.091	158.091
**D	MERCER DIOCESE OF BROOKLYN LAY PENSION INVESTMENT TRUST	0	57.900	57.900
**D	MERCER DIOCESE OF BROOKLYN LAY PENSION INVESTMENT TRUST	0	48.415	48.415
**D	COMMONFUND SCREENED GLOBAL EQUITY, LLC	0	11.500	11.500
**D	AMERICAN FUNDS GLOBAL INSIGHT FUND	0	1.242.553	1.242.553
**D	AMERICAN FUNDS INTERNATIONAL VANTAGE FUND	0	2.174.615	2.174.615
**D	XTRACKERS (IE) PUBLIC LIMITED COMPANY	0	673.318	673.318
**D	MICROSOFT CORPORATION SAVINGS PLUS 401 (K) PLAN	0	971.520	971.520
**D	ALLIANZGI NEJ INTERNATIONAL VALUE FUND	0	20.863	20.863
**D	ALLIANZGI GLOBAL NATURAL RESOURCES FUND	0	185.725	185.725
**D	ALLIANZGI GLOBAL DYNAMIC ALLOCATION FUND	0	8.555	8.555
**D	ALLIANZGI BEST STYLES GLOBAL EQUITY FUND	0	18.941	18.941
**D	FEG SELECT	0	82.994	82.994
**D	FEDEX CORPORATION EMPLOYEES PENSION TRUST	0	290.895	290.895
**D	FRANKLIN LIBERTYOT INTERNATIONAL EQUITY INDEX ETF	0	564.073	564.073
**D	FRANKLIN TEMPLETON ETF TRUST - FRANKLIN FTSE EUROPE ETF	0	15.450	15.450
**D	FRANKLIN TEMPLETON ETF TRUST - FRANKLIN FTSE ITALY ETF	0	202.850	202.850
**D	FRANKLIN TEMPLETON ETF TRUST-FRANKLIN LIBERTYQ INT'L EQUITY HEDG	0	71.307	71.307
**D	FRANKLIN TEMPLETON ETF TRUST-FRANKLIN LIBERTYQ GLOBAL EQUITY ETF	0	18.592	18.592
**D	FRANKLIN FTSE EUROPE EX U.K. INDEX ETF	0	6.896	6.896
**D	FRANKLIN TEMPLETON ETF TRUST - FRANKLIN FTSE EUROPE HEDGED ETF	0	106.671	106.671
**D	HARBOR ROBECO INTERNATIONAL CONSERVATIVE EQUITIES FUND	0	4.041	4.041
**D	HARBOR ROBECO GLOBAL CONSERVATIVE EQUITIES FUND	0	4.089	4.089
**D	HARBOR ROBECO GLOBAL CONSERVATIVE EQUITIES FUND	0	2.082	2.082
**D	GUARDIAN GLOBAL UTILITIES VIP FUND	0	439.605	439.605
**D	GUARDIAN INTERNATIONAL VALUE VIP FUND	0	525.376	525.376

ET

1358

LISTA ESITO DELLE VOTAZIONE
 Oggetto: Relazione sulla politica di remunerazione e sui compensi corrisposti - Seconda sezione: relazione sui compensi corrisposti (deliberazione non vincolante)
 FAVOREVOLI

Badge	Ragione Sociale	Proprio	Delega	Totale
**D	THE GENERAL MOTORS CANADA HOURLY PLAN TRUST	0	58.163	58.163
**D	JOHN HANCOCK WORLDWIDE INVESTORS PUBLIC LIMITED COMPANY	0	26.183	26.183
**D	HAND COMPOSITE EMPLOYEE BENEFIT TRUST	0	27.399	27.399
**D	PIMCO BALANCED INCOME FUND (CANADA)	0	13.268	13.268
**D	HARTFORD MULTI-ASSET INCOME FUND	0	4.014	4.014
**D	THE HARTFORD BALANCED FUND	0	219.126	219.126
**D	THE HARTFORD GLOBAL REAL ASSET FUND	0	102.563	102.563
**D	AMERICAN FUNDS INSURANCE SERIES GROWTH INCOME FUND	0	8.712.341	8.712.341
**D	AMERICAN FUNDS FUNDAMENTAL INVESTORS	0	56.926.957	56.926.957
**D	AMERICAN FUNDS INSURANCE SERIESASSET ALLOCATION FUND	0	24.000.000	24.000.000
**D	AMERICAN FUNDS INSURANCE SERIES GLOBAL GROWTH AND INCOME FUND	0	3.539.000	3.539.000
**D	AMERICAN FUNDS INSURANCE SERIESGLOBAL BALANCED FUND	0	88.100	88.100
**D	AMERICAN FUNDS INSURANCE SERIES CAPITAL INCOME BUILDER	0	2.264.384	2.264.384
**D	CAPITAL GROUP GLOBAL GROWTH COMMON TRUST (US)	0	1.531	1.531
**D	CAPITAL GROUP INTERNATIONAL GROWTH COMMON TRUST (US)	0	4.546	4.546
**D	ROCHE U.S. RETIREMENT PLANS MASTER TRUST	0	803	803
**D	ROCHE U.S. RETIREMENT PLANS MASTER TRUST HEALTHONE	0	435.761	435.761
**D	HERITAGE AND STABILISATION FUND	0	1.410.789	1.410.789
**D	BROOKFIELD GLOBAL REAL ASSET FUND	0	160.038	160.038
**D	WILLIAM BLAIR INSTITUTIONAL GROWTH FUND	0	1.575.638	1.575.638
**D	WILLIAM BLAIR COLLECTIVE INVESTMENT TRUST	0	17.700	17.700
**D	WILLIAM BLAIR COLLECTIVE INVESTMENT TRUST	0	1.266.578	1.266.578
**D	WILLIAM BLAIR SYSTEMATIC INTERNATIONAL ALL CAP CORE FUND LLC	0	1.178.842	1.178.842
**D	KAISER FOUNDATION HEALTH PLAN INC RETIREE HEALTH AND WELFARE PLA	0	765.913	765.913
**D	FIRST CHURCH OF CHRIST SCIENTIST	0	2.364	2.364
**D	FIRST CHURCH OF CHRIST SCIENTIST	0	141.632	141.632
**D	LAZARD/WILMINGTON INTERNATIONAL EQUITY COLLECTIVE TRUST	0	5.284	5.284
**D	LAZARD/WILMINGTON COLLECTIVE TRUST	0	42.448	42.448
**D	JANUS CAPITAL MANAGEMENT LLC	0	1.659.094	1.659.094
**D	JOHNSON AND JOHNSON PENSION SAVINGS PLANS MASTER TRUST	0	183.892	183.892
**D	INVESCO MULTI SERIES FUNDS-INVESCO GLOBAL TARGETED RETURNS FUND	0	2.872.523	2.872.523
**D	INTECH GLOBAL ALL COUNTRY ENHANCED INDEX FUND LLC	0	32.587	32.587
**D	SUNAMERICA SERIES TRUST-SA LEGG MASON TACTICAL OPPORTUNITIES PO	0	9.833	9.833
**D	SEASONS SERIES TRUST SA PUTNAM ASSET ALLOCATION DIVERSIFIED GROW	0	1.479	1.479
**D	SUNAMERICA SERIES TRUST SA JEM DIVERSIFIED BALANCED PORTFOLIO	0	38.219	38.219
**D	SUNAMERICA SERIES TRUST-SA GOLDMAN SACHS MULTI-ASSET INSIGHT PRF	0	55.309	55.309
**D	SEASONS SERIES TRUST SA MULTI-MANAGED INTERNATIONAL EQUITY PORTF	0	812	812
**D	SUNAMERICA SERIES TRUST SA BLACKROCK VCP GLOBAL MULTI ASSET PORT	0	64.005	64.005
**D	SUNAMERICA SERIES TRUST- SA SCHROEDERS VCP GLOBAL ALLOCATION PORT	0	20.926	20.926
**D	SUNAMERICA SERIES TRUST - SA INTERNATIONAL INDEX PORTFOLIO	0	14.755	14.755
**D	DWS GLOBAL INCOME BUILDER FUND	0	267.270	267.270
**D		0	121.171	121.171

135P

LISTA ESITO DELLE VOTAZIONE
Oggetto: Relazione sulla politica di remunerazione e sui compensi corrisposti - Seconda sezione: relazione sui compensi corrisposti (deliberazione non vincolante)
FAVOREVOLI

Badge	Ragione Sociale	Proprio	Delega	Totale
**D	DWS GLOBAL INCOME BUILDER VIP	0	20.783	20.783
**D	KP INTERNATIONAL EQUITY FUND	0	233.262	233.262
**D	KANSAS PUBLIC EMPLOYEES RETIREMENT SYSTEM	0	2.083.135	2.083.135
**D	KANSAS PUBLIC EMPLOYEES RETIREMENT SYSTEM	0	2.128.196	2.128.196
**D	KANSAS ISLANDS CHAMBER OF COMMERCE PENSION FUND	0	71.740	71.740
**D	CAYMAN ISLANDS DEFERRED COMPENSATION AND THRIFT PLAN	0	19.400	19.400
**D	COUNTY OF LOS ANGELES DEFERRED COMPENSATION AND THRIFT PLAN	0	721.052	721.052
**D	IVIP BLACKROCK GLOBAL ALLOCATION FUND	0	3.017.144	3.017.144
**D	IVIP MNDRIAN INTERNATIONAL VALUE FUND	0	1.821.236	1.821.236
**D	IVIP SSGA INTERNATIONAL INDEX FUND	0	3.800	3.800
**D	COUNTY OF LOS ANGELES SAVINGS PLAN D THRIFT PLAN	0	155.397	155.397
**D	RHUMBLINE INTERNATIONAL POOLED INDEX TRUST	0	203.705	203.705
**D	STICHTING PENSIONFONDS WOMEN	0	1.361.957	1.361.957
**D	STICHTING PENSIONFONDS PGB MANDNERIC-GLOBAL DEVELOPED MULTI FACTOR	0	28.066	28.066
**D	CIDEL INTERNATIONAL EQUITY FUND	0	1.905	1.905
**D	CIDEL BANK AND TRUST INC. CIDELPL	0	32.770	32.770
**D	CIDEL TRUST COMPANY	0	11.549	11.549
**D	CITY UNIVERSITY OF NEW YORK	0	15.737	15.737
**D	ABERDEEN GLOBAL ABSOLUTE RETURNSTR	0	57.426	57.426
**D	LAZARD INTERNATIONAL EQUITY (CANADA) FUND	0	1.277.877	1.277.877
**D	MAINSTAY CBRE GLOBAL INFRASTRUCTURE	0	232.340	232.340
**D	AB INTERNATIONAL STRATEGIC EQUITIES HARVESTING SERIES	0	6.536	6.536
**D	NUVEEN WINSLOW INTERNATIONAL LARGE CAP FUND	0	2.507.988	2.507.988
**D	NUVEEN REAL ASSET INCOME FUND	0	685.500	685.500
**D	NUVEEN REAL ASSET INCOME AND GROWTH FUND	0	64.647	64.647
**D	TALCOTT RESOLUTION LIFE INSURANCE COMPANY	0	1.126.492	1.126.492
**D	TEXAS MUNICIPAL RETIREMENT SYSTEM	0	486.319	486.319
**D	TEXAS MUNICIPAL RETIREMENT SYSTEM	0	350.696	350.696
**D	NBI GLOBAL REAL ASSETS INCOME ETF	0	96.454	96.454
**D	BURROUGHS WELLCOME FUND	0	3.182.542	3.182.542
**D	CITY OF NEW YORK GROUP TRUST	0	52.000	52.000
**D	ORIGIN INTERNATIONAL EQUITY FUND	0	1.590.455	1.590.455
**D	FIDELITY COMMONWEALTH TRUST II: FIDELITY INT'L ENHANCED INDEX FD	0	22.900	22.900
**D	FIDELITY COVINGTON TRUST: FIDELITY INTL VALUE FACTOR EIF	0	15.952	15.952
**D	FIDELITY COVINGTON TRUST: FIDELITY TARGETED INTL FACTOR ETF	0	739.333	739.333
**D	PIMCO RAE INTERNATIONAL FUND LLC	0	157.805	157.805
**D	PIMCO EQUITY SERIES: PIMCO DIVIDEND AND INCOME FUND	0	1.163.100	1.163.100
**D	PIMCO EQUITY SERIES: PIMCO RAE INTERNATIONAL FUND	0	188.779	188.779
**D	MAS PENSION SIEFORS BASICA 60-64 SA DE C.V.	0	123.282	123.282
**D	MAS PENSION SIEFORS BASICA 65-69, SA DE C.V.	0	116.128	116.128
**D	MAS PENSION SIEFORS BASICA 70-74, SA DE C.V.	0	107.325	107.325
**D	MAS PENSION SIEFORS BASICA 75-79 SA DE C.V.	0	163.853	163.853
**D	MAS PENSION SIEFORS BASICA 80-84, SA, DE C.V.	0	134.553	134.553
**D	MAS PENSION SIEFORS BASICA 85-89 SA DE C.V.	0	134.553	134.553

GR

1360

Assemblea Ordinaria del 14 maggio 2020

LISTA ESITO DELLE VOTAZIONE

Oggetto: Relazione sulla politica di remunerazione e sui compensi corrisposti - Seconda sezione: relazione sui compensi corrisposti (deliberazione non vincolante)
FAVOREVOLI

Badge	Ragione Sociale	Proprio	Delega	Totale
**D	MAS PENSION SIEFORE BASICA 90-94, SS DE C.V	0	58.498	58.498
**D	PFM MULTI-MANAGER SERIES TRUST - PFM MULTI-MANAGER INTERNATIONAL	0	129.377	129.377
**D	PFM MULTI-MANAGER SERIES TRUST - PFM MULTI-MANAGER INTERNATIONAL	0	55.281	55.281
**D	ARROWSTREET (CANADA) GLOBAL ALL-COUNTRY FUND I	0	1.571.425	1.571.425
**D	ARROWSTREET (CANADA) GLOBAL ALL-COUNTRY FUND II	0	522.476	522.476
**D	ARROWSTREET (CANADA) GLOBAL ALL-COUNTRY FUND II	0	136.048	136.048
**D	ARROWSTREET (CANADA) INTERNATIONAL DEVELOPED MARKET EX US FUND I	0	358.255	358.255
**D	ARROWSTREET (CANADA) GLOBAL WORLD FUND I	0	15.868	15.868
**D	PVTNAM WORLD TRUST	0	15.805	15.805
**D	PES:PIMCO RAFI DYNAMIC MULTI-FACTOR INTERNATIONAL EQUITY ETF	0	84.567	84.567
**D	INTEL CORPORATION RETIREE MEDICAL PLAN TRUST	0	315.882	315.882
**D	ALASKA COMMON TRUST FUND	0	254.601	254.601
**D	RUSSELL INVESTMENTS INSTITUTIONAL FUNDS, LLC INTERNATIONAL EQUIT	0	693.266	693.266
**D	RUSSELL INVESTMENTS INSTITUTIONAL FUNDS, LLC GLOBAL LISTED INFRA	0	11.165	11.165
**D	RUSSELL INVESTMENTS INSTITUTIONAL FUNDS, LLC GLOBAL EQUITY PLUS	0	181.067	181.067
**D	SSGA MSCI ACWI EX-USA INDEX NON-LENDING DAILY TRUST	0	61.161	61.161
**D	SERVICES GROUP OF AMERICA INC	0	343.056	343.056
**D	STANDARD LIFE INVESTMENTS GLOBAL ABSOLUTE RETURN STRATEGIES MASY	0	268.444	268.444
**D	WILMINGTON TRUST COLLECTIVE INVESTMENT TRUST	0	9.253	9.253
**D	ROMAN CATHOLIC BISHOP OF SPRINGFIELD A CORPORATION SOLE	0	526.863	526.863
**D	INTEL RETIREMENT PLANS COLLECTIVE INVESTMENT TRUST	0	8.820	8.820
**D	INTEL RETIREMENT PLANS COLLECTIVE INVESTMENT TRUST	0	127.406	127.406
**D	TJ-NONQUALIFIED, LLC	0	601.258	601.258
**D	TENNESSEE CONSOLIDATED RETIREMENT SYSTEM	0	6.114.351	6.114.351
**D	TENNESSEE CONSOLIDATED RETIREMENT SYSTEM	0	113.940	113.940
**D	TJ-QUALIFIED, LLC	0	111.556	111.556
**D	VANGUARD FTSE DEVELOPED EUROPE ALL CAP INDEX ETF	0	504.346	504.346
**D	VANGUARD FTSE DEVELOPED ALL CAP EX NORTH AMERICA INDEX ETF	0	42.381	42.381
**D	VANGUARD DEVELOPED ALL-CAP EX NORTH AMERICA EQUITY INDEX POOLED	0	4.088	4.088
**D	VANGUARD GLOBAL MOMENTUM FACTOR ETF	0	13.189	13.189
**D	VANGUARD FISE DEVELOPED EX NORTH AMERICA HIGH DIVIDEND YIELD IND	0	851.869	851.869
**D	CAPITAL GROUP INTERNATIONAL EQUITY FUND (CANADA)	0	130.720	130.720
**D	CAPITAL GROUP CANADIAN FOCUSED EQUITY FUND (CANADA)	0	834.000	834.000
**D	CAPITAL GROUP GLOBAL BALANCED FUND (CANADA)	0	134.062	134.062
**D	CAPITAL GROUP CAPITAL INCOME BUILDER (CANADA)	0	59.200	59.200
**D	WELLS FARGO DIVERSIFIED INTERNATIONAL FUND	0	1.405.800	1.405.800
**D	WELLS FARGO MASTER TRUST INTERNATIONAL VALUE PORTFOLIO	0	447.698	447.698
**D	WELLS FARGO FACTOR ENHANCED INTERNATIONAL PORTFOLIO	0	1.973.223	1.973.223
**D	WELLS FARGO BK DECL OF TRUST ESTABL INVEST FUNDS EMPLOYEE BEN TR	0	115.966	115.966
**D	WELLS FARGO COMPOUND GROWTH, L.P.	0	15.289	15.289
**D	WILMINGTON TRUST COLLECTIVE INVESTMENT TRUST	0	6.838.867	6.838.867
**D	WILMINGTON ENERGY FUND	0	2.800.714	2.800.714
**D	VANGUARD TOTAL WORLD STOCK INDEX FUND	0	50.029.780	50.029.780
**D	VANGUARD DEVELOPED MARKETS INDEX FUND	0		

LISTA ESITO DELLE VOTAZIONE

Oggetto: Relazione sulla politica di remunerazione e sui compensi corrisposti - Seconda sezione: relazione sui compensi corrisposti (deliberazione non vincolante)
FAVOREVOLI

Badge	Ragione Sociale	Proprio	Delega	Totale
**D	THE METHODIST HOSPITAL	0	378.100	378.100
**D	HC CAPITAL TRUST- THE INSTITUTIONAL INTERNATIONAL EQUITY PORTFOL	0	600.413	600.413
**D	HC CAPITAL TRUST- THE INSTITUTIONAL INTERNATIONAL EQUITY PORTFOL	0	325.353	325.353
**D	HC CAPITAL TRUST - THE ESG GROWTH PORTFOLIO	0	20.943	20.943
**D	HC CAPITAL TRUST- THE CATHOLIC SRI GROWTH PORTFOLIO	0	12.144	12.144
**D	ARAWRIGHT, LLC	0	43.303	43.303
**D	HC CAPITAL TRUST - THE INTERNATIONAL EQUITY PORTFOLIO	0	199.184	199.184
**D	INTERNATIONAL MONETARY FUND	0	256.063	256.063
**D	INTERNATIONAL MONETARY FUND	0	274.787	274.787
**D	INTERNATIONAL MONETARY FUND	0	16.374	16.374
**D	PUTNAM VARIABLE TRUST - PUTNAM VT GLOBAL ASSET ALLOCATION FUND	0	363.625	363.625
**D	PUTNAM DYNAMIC ASSET ALLOCATION GROWTH FUND	0	244.514	244.514
**D	PUTNAM DYNAMIC ASSET ALLOCATION BALANCED FUND	0	84.072	84.072
**D	PUTNAM DYNAMIC ASSET ALLOCATION CONSERVATIVE FUND	0	28.052	28.052
**D	PUTNAM TOTAL RETURN TRUST	0	298.672	298.672
**D	PUTNAM RETIREMENT ADVANTAGE GAA GROWTH PORTFOLIO	0	165.545	165.545
**D	PUTNAM RETIREMENT ADVANTAGE GAA BALANCE PORTFOLIO	0	45.497	45.497
**D	PUTNAM RETIREMENT ADVANTAGE GAA CONSERVATIVE PORTFOLIO	0	46.565	46.565
**D	PUTNAM RETIREMENT ADVANTAGE GAA INCOME STRATEGIES PORTFOLIO	0	91.135	91.135
**D	PUTNAM RETIREMENT ADVANTAGE GAA EQUITY PORTFOLIO	0	20.271	20.271
**D	PUTNAM TOTAL RETURN FUND, LLC	0	39.720	39.720
**D	THE STATE OF NEVADA	0	10.323	10.323
**D	PUTNAM DYNAMIC ASSET ALLOCATION EQUITY FUND	0	8.592	8.592
**D	COHEN & STEERS REAL ASSETS FUND, INC	0	1.984.266	1.984.266
**D	COHEN & STEERS INFRASTRUCTURE FUND, INC.	0	211.790	211.790
**D	COHEN & STEERS GLOBAL INFRASTRUCTURE FUND, INC	0	6.698	6.698
**D	COHEN & STEERS ALTERNATIVE INCOME FUND, INC	0	509	509
**D	COHEN & STEERS, INC.	0	165.645	165.645
**D	INTERNATIONAL MONETARY FUND	0	5.915.401	5.915.401
**D	THORNBURG INTERNATIONAL VALUE FUND	0	37.943.171	37.943.171
**D	THORNBURG INVESTMENT INCOME BUILDER FUND	0	267.133	267.133
**D	THORNBURG BETTER WORLD INTERNATIONAL FUND	0	26.015	26.015
**D	CANADA PENSION PLAN INVESTMENT BOARD	0	15.810	15.810
**D	MUSASHI SMART PREMIA FUND	0	17.889	17.889
**D	ALLIANCEBERNSTEIN INTERNATIONAL ALL-COUNTRY PASSIVE SERIES	0	2.695.950	2.695.950
**D	ALLIANCEBERNSTEIN EUROPEAN OPPORTUNITIES SERIES	0	100.434	100.434
**D	TMCT, LLC	0	123.868	123.868
**D	TMCT II	0	50.796	50.796
**D	MCIC VERMONT A RECIPROCAL RISK RETENTION GROUP	0	1.185.066	1.185.066
**D	ALLIANCEBERNSTEIN DELAWARE BUSINESS TRUST - AB INTERNATIONAL STRATEGIC EQUITIES SERIES	0	5.791.206	5.791.206
**D	AB GLOBAL RESEARCH INSIGHTS SERIES	0	1.504.660	1.504.660
**D	ALLIANCEBERNSTEIN DELAWARE BUSINESS TRUST-AB GLOBAL RESEARCH INSIGHTS SERIES II	0	937.286	937.286
**D	LAZARD INTERNATIONAL STRATEGIC EQUITY TRUST	0	387.602	387.602
**D	LAZARD INTERNATIONAL EQUITY TRUST	0		

EFH

1362

LISTA ESITO DELLE VOTAZIONE

Oggetto: Relazione sulla politica di remunerazione e sui compensi corrisposti - Seconda sezione: relazione sui compensi corrisposti (deliberazione non vincolante)
FAVOREVOLI

Badge	Regione Sociale	Proprio	Delega	Totale
**D	BOEHL FAMILY PARTNERS I LLC	0	16.030	16.030
**D	IRR TRUST OF ELIZABETH M. WEBSTER ROCKEFELLER TRUST COMPANY (DELAWARE)	0	6.297	6.297
**D	JAMES E. GRIFFITH FAMILY TRUST DTD9/30/1977	0	18.066	18.066
**D	FERDINAND COLLOREDO-MANSFELD 2001 CHARITABLE REMAINDER UNITRUST	0	4.195	4.195
**D	ANNE E. PENFIELD 1999 IRREVOCABLE TRUST	0	1.769	1.769
**D	FRANZ F. COLLOREDO-MANSFELD 1999 IRREVOCABLE TRUST	0	2.171	2.171
**D	RUDOLF J. COLLOREDO-MANSFELD 1999 IRREVOCABLE TRUST	0	1.758	1.758
**D	TRUST FOR MUTUAL UNDERSTANDING	0	44.341	44.341
**D	TRUST U/W JOHN D. ROCKEFELLER FBOELIZABETH STRONG-CUEVAS	0	178.916	178.916
**D	THE FREEBAIRN CHARITABLE LEAD ANNUITY TRUST	0	6.922	6.922
**D	PALOMA RHEEM INVESTMENTS	0	81.022	81.022
**D	TRUST U/W MALINDA M. MENOTTI	0	4.155	4.155
**D	TR. B FBO DESCEN OF A MAUZR B FBO DESCENDANTS ABBY R. MAUZE, E	0	86.505	86.505
**D	MAC STEMBERG IRREVOCABLE TRUST	0	7.324	7.324
**D	THOMAS G. STEMBERG LIMITED	0	21.955	21.955
**D	THE ROSEFAM 2009 TRUST	0	5.398	5.398
**D	J.H. WADE FAMILY TRUST	0	104.283	104.283
**D	J.H. WADE LONG FAMILY TRUST	0	57.139	57.139
**D	J.H. E.V. WADE GST TRUST	0	7.499	7.499
**D	W.H. VANDERBILT TRUST F/B/O EMILY	0	5.595	5.595
**D	ELLERY SEDGWICK JR GRANCHILDRENS TR C/O THE ROCKEFELLER TRUST CO (DE)	0	7.976	7.976
**D	ASHFORTH PROPERTIES INC.	0	10.678	10.678
**D	ELLERYSEDGWICK	0	12.056	12.056
**D	ELLERY WATKINS SEDGWICK TRUST	0	8.791	8.791
**D	ELIZABETH SERGEANT SEDGWICK TRUST	0	8.824	8.824
**D	ELLERY SEDGWICK, III TRUST	0	15.017	15.017
**D	GEORGE AND MARGARET MCNEILL TIC	0	13.350	13.350
**D	MCNEILL GROUP, LTD	0	23.509	23.509
**D	MCNEILL CHARITABLE FOUNDATION	0	10.813	10.813
**D	THEODORE SEDGWICK MASTER TRUST	0	30.750	30.750
**D	ELLERY SEDGWICK III MASTER TRUST	0	39.809	39.809
**D	GST NON EXEMPT TRUST FBO WILLIAM	0	11.395	11.395
**D	GST NON EXEMPT TRUST FBO ELIZA O.	0	11.393	11.393
**D	GST NON EXEMPT TRUST FBO K. KLEMENTIS	0	11.395	11.395
**D	ARTICLE 9 TRUST U/W GLADYS J PERKINS	0	16.661	16.661
**D	RICHARD S. PERKIN TRUST FBO WINNIE PERKIN GRAY	0	16.321	16.321
**D	TRUST 10/18/99 FBO ELIZA MILTONO NEILL	0	50.017	50.017
**D	KALYNDA R. KLEMENTIS TRUST	0	37.732	37.732
**D	TRUST 05/15/79 MARILYN M. SIMPSON F/B/O KALYNDA KLEMENTIS	0	7.247	7.247
**D	TR. B FBO ABBY R SIMPSON TR B 8/03/60 FBO ABBY R. SIMPSON C/O THE ROCKEFELLER TRUST COMPANY	0	38.423	38.423
**D	CHARITABLE TRUST ART. NINTH U/W	0	61.280	61.280
**D	TRUST 12/30/69 F/B/O DESCENDANTS OF JOHN D. ROCKEFELLER 3RD	0	91.804	91.804
**D	TRUST U/A 4/1/93 E/B/O SANDRA FERR	0	71.632	71.632

1363

13

LISTA ESITO DELLE VOTAZIONE
 Oggetto: Relazione sulla politica di remunerazione e sui compensi corrisposti - Seconda sezione: relazione sui compensi corrisposti (deliberazione non vincolante)
 FAVOREVOLI

Badge	Ragione Sociale	Proprio	Delega	Totale
**D	THE HOPI TRIBE	0	13.276	13.276
**D	EDWARD JOHN NOBLE FOUNDATION, INC	0	60.794	60.794
**D	THE FREEMAN FOUNDATION	0	597.573	597.573
**D	RCB INVESTMENT PARTNERS LLC	0	25.640	25.640
**D	WIN PROPERTIES	0	22.682	22.682
**D	THE STARR FOUNDATION	0	339.167	339.167
**D	BROOKLYN PUBLIC LIBRARY	0	13.851	13.851
**D	BRETT CARR UNITRUST	0	8.234	8.234
**D	JAMES NEWHOUSE ISSUE GST EXEMPT	0	8.480	8.480
**D	JAMES B. ORINWEIN RES TR FBO ROMAI	0	48.826	48.826
**D	LOEB ARTICLE THREE TRUST	0	27.737	27.737
**D	JAMES L. LOEB 1965 TRUST FBO JAMES L. JR	0	8.281	8.281
**D	LOEB FAMILY INVESTMENTS, LP	0	46.866	46.866
**D	JAMES L. LOEB 1962 TRUST FBO ELIZABETH FRIEDMAN	0	8.896	8.896
**D	DOUGLAS NEWHOUSE ISSUE GST	0	10.678	10.678
**D	DOUGLAS NEWHOUSE HOLLY BANNISTER	0	17.260	17.260
**D	ELERAN, L.L.C.	0	50.421	50.421
**D	TRUST B FBO RODMAN C. ROCKEFELLER	0	23.926	23.926
**D	TRUST 05/24/51 FBO ANN R. ROBERTS	0	12.479	12.479
**D	TR. B FBO SONS OF NELSON A ROCKEFELLER	0	22.717	22.717
**D	TR B 5/24/51 FBO MARY R MORGAN	0	14.439	14.439
**D	TRUST 11/04/64 FBO NELSON A. ROCKEFELLER, JR.	0	48.234	48.234
**D	TRUST 05/23/67 FBO MARK F. ROCKEFELLER	0	49.204	49.204
**D	TR B 10/20/76 N A ROCKEFELLER M F ROCKEFELLER CO., INC.	0	101.674	101.674
**D	TRUST 12/31/69 FBO DESCENDANTS OF LAURANCE S. ROCKEFELLER	0	141.518	141.518
**D	JAMES F. SULLIVAN 2006 MARITAL TRUST	0	73.869	73.869
**D	THE ANNA SHIELDS HAMLET 1967 TRUST	0	16.703	16.703
**D	THE ETTINGER FOUNDATION, INC.	0	7.255	7.255
**D	THE TRUSTEES OF THE DIOCESE OF SOUTH OHIO	0	18.083	18.083
**D	LARRY AND WENDY'S DESCENDANTS TRUST	0	3.734	3.734
**D	THE KRIMENDAHL/SAINT-AMAND FOUNDATION	0	11.261	11.261
**D	TRUST 12/16/76 FBO DESCENDANTS OF WINTHROP P. ROCKEFELLER	0	141.107	141.107
**D	INFINITY THREE TRUST	0	11.057	11.057
**D	RED RIVER FAMILY NON-EXEMPT TRUST	0	21.236	21.236
**D	LAWRENCE V. RAWL FAMILY TRUST	0	13.319	13.319
**D	ART 4 DESCENDANT TR/KELLY GUZIEJK	0	21.518	21.518
**D	KELLY R GUZIEJKA FAMILY TRUST	0	13.275	13.275
**D	1998 KELLY R. GUZIEJKA FAMILY TRUS	0	11.784	11.784
**D	KELLY R. GUZIEJKA REVOCABLE TRUST	0	9.896	9.896
**D	MARITAL TRUST U/A SIXTH OF R.G. ROCKEFELLER	0	26.321	26.321
**D	ROCKEFELLER - KING FAMILY 2012	0	10.200	10.200
**D	LIBRA FUND, LIMITED PARTNERSHIP	0	135.183	135.183
**D	LIBRA FUND QP, LP	0	207.186	207.186

1364

LISTA ESITO DELLE VOTAZIONE

Oggetto: Relazione sulla politica di remunerazione e sui compensi corrisposti - Seconda sezione: relazione sui compensi corrisposti (deliberazione non vincolante)
FAVOREVOLI

Badge	Ragione Sociale	Proprio	Delega	Totale
**D	RFS OPCO LLC	0	6.151	6.151
**D	ROCKEFELLER GLOBAL EQUITY FUND II QP LP	0	506.542	506.542
**D	ROCKEFELLER GLOBAL EQUITY FUND II LP	0	185.978	185.978
**D	ROCKEFELLER BALANCED FUND, L.P.	0	403.727	403.727
**D	ROCKEFELLER GLOBAL EQ DIV YIELD	0	201.318	201.318
**D	ROCKEFELLER GLOBAL DIVIDEND GROWTH	0	177.952	177.952
**D	ROCKEFELLER GLOBAL EQUITY FUND I, L.	0	192.531	192.531
**D	ROCKEFELLER GLOBAL EQUITY FUND III	0	1.126.760	1.126.760
**D	ROCKEFELLER INTERNATIONAL EQUITY FUN	0	408.628	408.628
**D	THE THOMPSON FAMILY FOUNDATION	0	84.965	84.965
**D	GARVIN NON-EXEMPT TR UW ANNE F.:70E::REGI//GARVIN	0	29.417	29.417
**D	MMR ENTERPRISES INC	0	4.511	4.511
**D	TENEDORA SELECTA, S.A.	0	4.866	4.866
**D	LOGISTICS DEVELOPMENT, INC	0	4.496	4.496
**D	THE HARLAN E. ANDERSON FOUNDATION	0	15.693	15.693
**D	THE BRIAN A. ANDERSON TRUST - 1976	0	13.924	13.924
**D	ALEC FREEMAN 2013 GST TRUST	0	3.758	3.758
**D	COLIN FREEMAN 2013 GST TRUST	0	3.758	3.758
**D	MARITAL TRUST UNDER STEVEN K. SYDNESS	0	23.265	23.265
**D	LISA H SYDNESS REVOCABLE TRUST	0	7.818	7.818
**D	THE EYE EAR FOUNDATION OF PITTSBURGH	0	25.250	25.250
**D	VICTORIA CORP	0	41.779	41.779
**D	ACUERDO HOLDINGS INC	0	13.838	13.838
**D	TUK GLOBAL LTD	0	1.796	1.796
**D	PAX TRADING CORP	0	20.286	20.286
**D	FUITO HOLDINGS INC.	0	3.490	3.490
**D	THE ANNA SHIELDS HAWLET 1963 TRUST	0	6.551	6.551
2	COMPUTERSHARE SPA RAPPRESENTANTE DESIGNATO QUALE DELEGATO 135-UNDECIES TUF IN PERSONA DI ENRICO MONICELLI	0	0	0
**D	CASSA NAZIONALE DI PREVIDENZA E ASSISTENZA FORENSE	0	52.417.000	52.417.000
**D	FONDAZIONE ENPAM	0	32.077.115	32.077.115
3	COMPUTERSHARE SPA RAPPRESENTANTE DESIGNATO QUALE DELEGATO /SUBDELEGATO 135-NOVIES IN PERSONA DI ENRICO MONICELLI	0	0	0
**D	MINISTERO DELL'ECONOMIA E DELLE FINANZE	0	2.397.856.331	2.397.856.331
**D	HC RENTE	0	75.656	75.656
**D	SIEMENS-FONDS SIEMENS-RENTE	0	1.569.419	1.569.419
**D	SIEMENS DC BALANCED	0	44.012	44.012
***	SARDOC STEFANIA	0	1.000	1.000

Totale voti 6.977.681.248
 Percentuale votanti % 96,896234
 Percentuale Capitale % 68,632841

ES

1365

LISTA ESITO DELLE VOTAZIONI

Oggetto: Relazione sulla politica di remunerazione e sui compensi corrisposti - Seconda sezione: relazione sui compensi corrisposti (deliberazione non vincolante)
CONTRARI

Badge	Ragione Sociale	Proprio	Delega	Totale
1	COMPUTERSHARE SPA RAPPRESENTANTE DESIGNATO QUALE SUBDELEGATO 135-NOVIES (ST.TREVISAN) IN PERSONA DI ENRICO MONICELLI	0	0	0
**D	UNION INVESTMENT INSTITUTIONAL GMBH	0	990.371	990.371
**D	UNION INVESTMENT PRIVATFONDS GMBH	0	6.274.683	6.274.683
**D	BAYERNINVEST KVG MBH ELYSIUM MULTI ASSET	0	60.500	60.500
**D	BAYERNINVEST DIVIDENDE FONDS BAYERNINVEST	0	15.262	15.262
**D	BELFIUS PENSIONFONDS	0	579.960	579.960
**D	BAYERNINVEST KAPITALVERWALTUNGSGESELLSCHAFT	0	51.369	51.369
**D	ERI BAYERNINVEST FONDS AKTIEN EUROPA	0	246.348	246.348
**D	BAYERNINVEST KAPITALVERWALTUNGSGESELLSCHAFT MBH	0	34.900	34.900
**D	BAYERNINVEST VECO-FONDS B. KAPITALVERWALTUNGSGESELLSCHAFT	0	79.259	79.259
**D	BAYERN INVEST LIBI-FONDS B. KAPITALVERWALTUNGSGESELLSCHAFT	0	82.496	82.496
**D	BAYERNINVEST VALUE PLUS FONDS	0	204.700	204.700
**D	CATHOLIC INVESTOR INTERNATIONAL EQUITY F	0	167.500	167.500
**D	NAZARETH LITERARY AND BENEVOLENT INSTIITU	0	102.988	102.988
**D	BPS JERSEY/SARASIN PARTNERS LLP	0	610.291	610.291
**D	SARASIN AND PARTNERS LLP CLIEU	0	25.838	25.838
**D	FCP ALM ACTIONS EURO	0	3.213.273	3.213.273
**D	FCP ALM ACT ZONE EUR ISR	0	5.550.000	5.550.000
**D	FCP AG2R LA MONDIALE ACT EUROPE ISR	0	23.549	23.549
**D	FCP KLESIA K ACTIONS EURO	0	2.050.192	2.050.192
**D	FONDS DE RESERVE POUR LES RETRAITES	0	1.912.998	1.912.998
**D	FCP ERAFF ACT EUR1 ARUND	0	1.100.579	1.100.579
**D	CAPACITY FONDS INSTITUTIONEL-ACTIONS ETRANGERES PTB	0	73.500	73.500
**D	RE FONDS INSTITUTIONNEL ACTIONS MAR EMER	0	169.879	169.879
**D	KYBURG INSTITUTIONAL FUND - AKTIEN WELT	0	507.933	507.933
**D	BERNISCHE PENSIONSKASSE	0	656.669	656.669
**D	BAYERNINVEST KAPITALVERWALTUNGSGESELLSCHAFT MBH	0	592.698	592.698
**D	NN (L)	0	1.101.026	1.101.026
**D	EXANE FUNDS 2	0	5.415.311	5.415.311
**D	MUTACTION 11	0	5.168.307	5.168.307
**D	FCP CAP EQUILIBRE	0	2.788.892	2.788.892
**D	FCP HUMANIS RETRAITE ACTIONS	0	850.280	850.280
**D	FCP INTER ACTIO	0	2.630	2.630
**D	FCP CAP SERENITE	0	1.098.676	1.098.676
**D	FCPE ESTERRA	0	1.235	1.235
**D	FCPE MAN ENERGY SOLU FRANCE SAS	0	1.859	1.859
**D	FCPE OMYA DIVERSIFIE	0	680	680
**D	EPSENS OFFENSIF ISR	0	3.347	3.347
**D	FCPE GEMALTO DYN SOLID	0	1.943	1.943
**D		0	360.877	360.877
**D		0	26.264	26.264

LISTA ESITO DELLE VOTAZIONI

Objetto: Relazione sulla politica di remunerazione e sui compensi corrisposti - Seconda sezione: relazione sui compensi corrisposti (deliberazione non vincolante)
CONTRARI

Badge	Ragione Sociale	Proprio	Delega	Totale
**D	FCPE SAL GROUP CIE DEUTS	0	4.164	4.164
**D	FCPE GROUP APA NRD OUEST	0	932	932
**D	FCP HGA ACTIONS ISR	0	906.289	906.289
**D	FCPE NESTLE FRANCE ACTIO	0	104.595	104.595
**D	FCPE GIVAUDAN	0	16.295	16.295
**D	FCPE CROWN EMBAL FR SAS	0	11.606	11.606
**D	FCPE CLAIREFONTAINE EXAC	0	290	290
**D	FCP HE ACTIONS LAZARD	0	492.503	492.503
**D	FCPE DPI N 2	0	6.357	6.357
**D	FCPE EPARGNE SOL DYN THA	0	233.037	233.037
**D	FCPE SKF DIV INTEREXP	0	17.466	17.466
**D	FCPE MATRA	0	20.433	20.433
**D	FCPE GR SCHLINDER AUD	0	3.315	3.315
**D	FCPE RATIER FIGEAC	0	4.647	4.647
**D	FCPE THALES ALENIA SP 3	0	2.912	2.912
**D	FCPE NALCO FRANCE S A S	0	3.011	3.011
**D	FCPE COMPTAGE IMMOBILIER	0	5.704	5.704
**D	BUILDING SOLUTIONS DIVERSIFIE	0	6.874	6.874
**D	FCPE S E P DIV ACTIONS	0	7.584	7.584
**D	FCPE RELAIS H DIVERSIFIE	0	2.529	2.529
**D	FCPE III CIMENT CALCIA D	0	4.122	4.122
**D	FCPE GROUPE SECURITAS	0	5.947	5.947
**D	FCPE ZOLFAN INVEST 5 ANS	0	868	868
**D	FCP HGA ACTIONS SOLIDAIRE EMPLOI SANTE	0	269.506	269.506
**D	FCPE IIV DE FRANCE	0	5.270	5.270
**D	FCPE CRCAM PROV C D AZUR	0	8.069	8.069
**D	FCPE ARJOWIGGINS CANSON	0	384	384
**D	FCPE NUFARM EXP SOLIDA	0	542	542
**D	FCPE CHANTELE	0	1.013	1.013
**D	FCPE GE FONDS A SOLIDAIRE	0	28.259	28.259
**D	FCPE THALES ALENIA SP 1	0	1.861	1.861
**D	FCPE SAFRAN ETHIQUE SLDR	0	44.140	44.140
**D	FCPE HENKEL DVSF INT EXP	0	3.032	3.032
**D	FCPE HORIZON EPARGNE MIXTE	0	18.036	18.036
**D	FCP HUMANIS RETRAITE ACTION BAS CARBONE	0	471.846	471.846
**D	HUMANIS RETRAITE DIVERSIFIE	0	1.504.673	1.504.673
**D	FCPE SAIREM ACTIONS	0	11.392	11.392
**D	ERAFP ACTION EURO III	0	5.300.000	5.300.000
**D	FCP ERAFP ACTIONS EUROS4 EDRA	0	10.494.400	10.494.400
**D	OFI INVEST	0	230.904	230.904
**D	PENSIONSKASSE DES BENDES PUBLICA	0	1.899.705	1.899.705
**D	UNIVERSITIES SUPERANNUATION SCHEME	0	24.644.314	24.644.314
**D	UNIVERSITE DE GENEVE	0	105.746	105.746

23

1367

LISTA ESITO DELLE VOTAZIONI

Oggetto: Relazione sulla politica di remunerazione e sui compensi corrisposti - Seconda sezione: relazione sui compensi corrisposti (deliberazione non vincolante)
CONTRARI

Badge	Ragione Sociale	Proprio	Delega	Totale
**D	CAISSE INTER ENTREP DE PREV PROFES CIEPP	0	683.766	683.766
**D	ROYAL LONDON EUROPEAN GROWTH TRUST	0	764.676	764.676
**D	ROYAL LONDON GROUP PENSION SCHEME	0	138.034	138.034
**D	ROYAL LONDON EUROPEAN GROWTH FUND	0	3.526.193	3.526.193
**D	ROYAL LONDON MUTUAL INSURANCE SOCIETY LTD	0	68.262	68.262
**D	SWISSCANTO ASSET MANAGEMENT AG	0	3.381.387	3.381.387
**D	LBPM ISR AVENIR EURO	0	39.499	39.499
**D	FCP LBPM ACTIONS VALUE EURO	0	4.379.001	4.379.001
**D	LBPM ACTIONS EURO LARGE CAP	0	902.912	902.912
**D	LBPM IRC ACTIONS ISR	0	977.402	977.402
**D	FCP LBPM DIVERSIFIE FOCUS OBLIG 3 5	0	82.666	82.666
**D	FCP LBPM ACTIONS CROISSANCE EURO	0	2.450.128	2.450.128
**D	FCP LBPM IRC ACTIONS EURO MIN VAR	0	220.825	220.825
**D	FCP TOCQUEVILLE DIVIDENDE	0	230.000	230.000
**D	FCP TOCQUEVILLE VALUE EUROPE	0	1.330.000	1.330.000
**D	TOCQUEVILLE MEGATRENDS ISR	0	137.277	137.277
**D	RAVGT DIVERSIFIE II LBPM	0	235.333	235.333
**D	THIRTY PERCY FOUNDATION	0	11.500	11.500
**D	THE STELLAR FUND	0	91.518	91.518
**D	MULT BOS WITH SAME RESIDENCY	0	314.529	314.529
**D	SARASIN AND PARTNERS LLP	0	182.032	182.032
**D	SIM OMNIBUS SARASIN INVEST MGMT	0	455.901	455.901
**D	SP LLP UK CHARITIES CLIENTS AC	0	4.947.567	4.947.567
**D	STICHTING SPOORWEGPENSIOENFONDS	0	50.772	50.772
**D	THE FALKLAND ISLANDS GOVERNMENT FUND	0	279.643	279.643
**D	THE FALKLAND ISLANDS GOVERNMENT GROWTH FUND	0	205.222	205.222
**D	THE FALKLANDS ISLANDS GOVERNMENT	0	274.100	274.100
**D	BNYMED UK LIMITED AS TRUSTEE OF CE CATALYST TRUST	0	67.140	67.140
**D	PENNENNIS FUND	0	485.729	485.729
**D	LLOYD'S REGISTER FOUNDATION	0	330.000	330.000
**D	BNYMTD AMITY EUROPEAN FUND	0	655.749	655.749
**D	ING PARAPLUFONDS 1 N.V.	0	348.064	348.064
**D	NN PFINV NN PREMIUM DIVIDEND FUND	0	326.173	326.173
**D	STICHTING BEDRIJFSTAPENSIOENFONDS	0	576.360	576.360
**D	STICHTING BEDRIJFSTAPENSIOENFONDS VOOR DEZOEETWARENINDUSTRIE	0	428.092	428.092
**D	STICHTING BEDRIJFSTAPENSIOENFONDS VOOR DEZOEETWARENINDUSTRIE EUROPAWEG	0	58.482	58.482
**D	INTER EXPANSION	0	93.094	93.094
**D	LA BANQUE POSTALE ASSET MANAGE	0	160.650	160.650
**D	FCPE MACIF CROISSANCE DURABLE	0	334.795	334.795
**D	MAIF CROISSANCE DURABLE	0	1.524.607	1.524.607
**D	OFI MARKET NEUTRAL EQUITY	0	295.445	295.445
**D	MACIF CROISSANCE DURABLE ET SO	0	2.028.836	2.028.836
**D	OFI AM	0	80.000	80.000
**D	OFI FUND - EURO LARGE CAP	0	0	0

ER

1368

LISTA ESITO DELLE VOTAZIONI

Oggetto: Relazione sulla politica di remunerazione e sui compensi corrisposti - Seconda sezione: relazione sui compensi corrisposti (deliberazione non vincolante)
CONTRARI

Badge	Ragione Sociale	Proprio	Delega	Totale
**D	SINGLE SELECT INVEST MONCEAU ACTION	0	100.000	100.000
**D	LUX IM ESG GENERALI INVESTIM DIVERS STRAT	0	383.135	383.135
**D	CLEOME INDEX GLOBAL EQUITIES	0	10.644	10.644
**D	CLEOME INDEX EUROPE EQUITIES	0	166.338	166.338
**D	CANDRIAM QUANT EQUITIES MULTI-FACTOR EMU	0	12.472	12.472
**D	CANDRIAM QUANT EQUITIES MULTI-FACTOR GLO	0	4.707	4.707
**D	CLEOME INDEX EMU EQUITIES	0	89.849	89.849
**D	CANDRIAM QUANT EQUITIES EUROPE	0	14.628	14.628
**D	CLEOME INDEX WORLD EQUITIES	0	7.474	7.474
**D	G FUND - TOTAL RETURN ALL CAP EUROPE	0	700.000	700.000
**D	DMS STIRLING HOUSE BALANCED	0	51.600	51.600
**D	DMS STIRLING HOUSE DYNAMIC	0	57.100	57.100
**D	DMS STIRLING HOUSE GROWTH FUND	0	158.000	158.000
**D	DMS STIRLING HOUSE MONTHLY INCOME FUND	0	3.600	3.600
**D	DMS VERBATIM PORTFOLIO 5 INCOME FUND	0	55.000	55.000
**D	CNP ASSURANCES	0	473.000	473.000
**D	CNP ASSURANCES	0	146.000	146.000
**D	CNP ASSURANCES	0	43.776	43.776
**D	CNP ASSURANCES	0	264.784	264.784
**D	CNP ASSURANCES	0	10.750.000	10.750.000
**D	CNP ASSURANCES	0	33.563	33.563
**D	CNP ASSURANCES	0	181.000	181.000
**D	CNP ASSURANCES	0	632.260	632.260
**D	CNP ASSURANCES	0	59.733	59.733
**D	LA BANQUE POSTALE PREVOYANCE	0	285.000	285.000
**D	GGVIE PREFON RETRAITE A	0	210.000	210.000
**D	GRAMA LOIRE BRETAGNE ACTIONS	0	52.895	52.895
**D	REGARD ACTIONS DEVELOPEMENT DURABLE	0	123.468	123.468
**D	REGARD ACTIONS CROISSANCE	0	287.323	287.323
**D	TOTAL DIVERSIFIE EQUILIBRE & SOLIDAIRE	0	13.323	13.323
**D	MONGELAS	0	63.575	63.575
**D	NEUFELIZE VIE OPPORTUNITES	0	265.098	265.098
**D	EUROCORPORATE FG DIVERSIFIE	0	369.396	369.396
**D	LEPAM STRATEGIE PEA 1	0	2.446.984	2.446.984
**D	LEPAM ACTIONS EUROPE	0	548.346	548.346
**D	TONI ACTIONS 100	0	1.196.587	1.196.587
**D	VIVACCIO ACTIONS	0	306.346	306.346
**D	LEPAM ACTIONS MONDE	0	204.061	204.061
**D	LEPAM ACTIONS INDICE EURO	0	192.864	192.864
**D	LEPAM ACTIONS 80	0	77.622	77.622
**D	LEPAM ACTIONS EUROPE MONDE	0	43.225	43.225
**D	LEPAM ACTIONS EUROPE 50	0	1.054.753	1.054.753
**D	LEPAM STRATEGIE PEA 2	0	19.665	19.665
**D	LEPAM ACTIONS OPTI INDICE EURO	0		
**D	LEPAM ACTIONS VALUE EUROPE ISR	0		
**D	CNP TOCQUEVILLE VALUE EUROPE ISR	0		
**D	ARIA	0		

LISTA ESITO DELLE VOTAZIONE
Oggetto: Relazione sulla politica di remunerazione e sui compensi corrisposti - Seconda sezione: relazione sui compensi corrisposti (deliberazione non vincolante)
CONTRARI

Badge	Ragione Sociale	Proprio	Delega	Totale
**D	A.A. - GROUPAMA - ISR	0	1.157.175	1.157.175
**D	FCP GROUPAMA PHARMA DIVERSIFIE	0	145.000	145.000
**D	CAVEC GROUPAMA DIVERSIFIE	0	373.450	373.450
**D	CONTI GESTION	0	133.879	133.879
**D	FAGUS	0	1.101.635	1.101.635
**D	PORT ROYAL EQUILIBRE	0	244.739	244.739
**D	ALLOCATION INVEST INDIANAPOLIS	0	392.724	392.724
**D	GROUPAMA NORD EST ACTIONS	0	90.567	90.567
**D	GROUPAMA CR ACTIONS EURO	0	37.346	37.346
**D	GROUPAMA CR GENOVA 1	0	293.403	293.403
**D	MICHELET TUNNEL	0	149.703	149.703
**D	GAN FRANCESELECT	0	92.704	92.704
**D	GAN EUROSTRATEGIE	0	117.662	117.662
**D	AGRICA TACTIQUE G	0	240.247	240.247
**D	FCP GROUPAMA GRAND EST GROUPAMA	0	36.504	36.504
**D	GROUPAMA PARIS VAL DE LOIRE ACTIONS EURO	0	100.269	100.269
**D	WALLON	0	250.274	250.274
**D	ASTORG CROISSANCE	0	586.534	586.534
**D	CHOIX SOLIDAIRE	0	23.340	23.340
**D	OFI ASSET MANAGEMENT	0	57.160	57.160
**D	GROUPAMA EPARGNE RESPONSABLE EQUILIBRE 1	0	355.657	355.657
**D	GROUPAMA EPARGNE RESPONSABLE DYNAMIQUE 1	0	249.818	249.818
**D	GROUPAMA EPARGNE RESPONSABLE PERSPECTIVE EQUILIBRE	0	440.987	440.987
**D	GROUPAMA EPARGNE RESPONSABLE PERSPECTIVE DYNAMIQUE	0	497.549	497.549
**D	REGARD ACTIONS EURO	0	500.000	500.000
**D	CNP ASSUR EUROPE NEUFLIZE OBC	0	499.729	499.729
**D	LEPM ACTIONS EURO FOCUS EMERGENT	0	343.411	343.411
**D	LA BANQUE POSTALE ASSET MANAGEMENT	0	8.485	8.485
**D	GROUPAMA FRANCE STOCK	0	131.035	131.035
**D	EURO CAPITAL DURABLE	0	1.733.397	1.733.397
**D	GROUPAMA AVENIR ALL CAP EURO	0	266.000	266.000
**D	GROUPAMA EUROPE STOCK	0	16.800	16.800
**D	GROUPAMA EUROPE EQUITIES	0	109.840	109.840
**D	GROUPAMA ASSET MANAGEMENT	0	321.886	321.886
**D	G FUND - WORLD VISION R	0	365.183	365.183
**D	TA-ITA AZIONI	0	55.138	55.138
**D	EPARGNE ETHIQUE ACTIONS	0	40.538	40.538
**D	ECOFI ACTIONS RENDEMENT	0	58.000	58.000
**D	ECOFI INVESTISSEMENT EURO	0	60.516	60.516
**D	ECOFI ACTIONS SCR	0	53.871	53.871
**D	UNION INVESTMENT LUXEMBOURG SA	0	6.243.654	6.243.654
**D	UBS FUNDMANAGEMENT	0	268.426	268.426
**D	PENSIONSKASSE POST	0	971.501	971.501

LISTA ESITO DELLE VOTAZIONE

Oggetto: Relazione sulla politica di remunerazione e sui compensi corrisposti - Seconda sezione: relazione sui compensi corrisposti (deliberazione non vincolante) CONTRARI

Badge	Ragione Sociale	Proprio	Delega	Totale
**D	FRANFOR NOMINEES LIMITED ACTING IN ITS CAPACITY AS NOMINEE FOR DAVID H AROLD PRINDLE BRADBURY	0	31.807	31.807
**D	FRANFOR NOMINEES LIMITED ACTING IN ITS CAPACITY AS NOMINEE FOR GEORGE SWITHIN RODDIS BRADBURY	0	31.804	31.804
**D	SARASIN GLOBAL HIGHER DIVIDEND	0	2.545.690	2.545.690
**D	SARASIN GLOBAL EQUITY REAL RETURN	0	477.000	477.000
**D	THE JUNIPER FUND	0	679.760	679.760
**D	SARASIN THEMATIC GLOBAL EQUITY	0	835.211	835.211
**D	THE MAZENER FUND	0	345.804	345.804
**D	DIVERSIFICATION FUND ICVC	0	20.195	20.195
**D	SARASIN GLOBAL DIVIDEND	0	664.621	664.621
**D	KENT COUNTY COUNCIL SUPERANNUATION FUND	0	1.247.343	1.247.343
**D	NATIONAL WESTMINSTER BANK PLC AS TRUSTEE OF SARASIN ENDOWMENTS FUND	0	3.292.677	3.292.677
**D	NATIONAL WESTMINSTER BANK PLC AS TRUSTEE OF SARASIN INCOME AND RESERVES FUND	0	76.406	76.406
**D	NATIONAL WESTMINSTER BANK PLC AS TRUSTEE OF SARASIN CLIMATE ACTIVE EN DOWMENTS FUND	0	553.888	553.888
**D	NATIONAL WESTMINSTER BANK AS TRUSTEE OF EDEN INVESTMENT FUND	0	68.637	68.637
**D	NATWEST TRUSTEE AND DEPOSITARY SERVICES LIMITED AS TRUSTEE OF TM MASONIC CHARITABLE FOUNDATION INVESTMENT FUND	0	0	102.089
**D	NATWEST TRUSTEE AND DEPOSITARY SERVICES LIMITED AS TRUSTEE OF THE MAID EN FUND	0	343.224	343.224
**D	AMPERSAND INVESTMENTS LIMITED	0	67.779	67.779
**D	SARASIN GLOBAL DIVIDEND (STERLING HEDGED)	0	521.272	521.272
**D	SARASIN GLOBAL HIGHER DIVIDEND (STERLING HEDGED)	0	610.297	610.297
**D	SARASIN GLOBALSAR - BALANCED (EUR)	0	311.300	311.300
**D	SARASIN GLOBALSAR - STRATEGIC FUND A SUB FUND OF SARASIN FUNDS ICVC	0	366.150	366.150
**D	SARASIN GLOBALSAR OPTIMA (EUR)	0	50.830	50.830
**D	SARASIN IE DIVERSIFIED ENDOWMENTS FUND	0	155.907	155.907
**D	SARASIN IE GLOBAL EQUITY OPPORTUNITIES (GBP)	0	664.378	664.378
**D	SARASIN IE GLOBAL EQUITY OPPORTUNITIES (USD)	0	326.730	326.730
**D	SARASIN IE GLOBALSAR - DYNAMIC (GBP)	0	1.015.000	1.015.000
**D	TAMESIDE METROPOLITAN BOROUGH COUNCIL AS THE ADMINISTERING AUTHORITY OF THE GREATER MANCHESTER PENSION FUND	0	0	454.551
**D	WEST YORKSHIRE PENSION FUND	0	1.750.000	1.750.000
**D	MERSEYSIDE PENSION FUND	0	1.575.819	1.575.819
**D	SARASIN IE GLOBALSAR - DYNAMIC (USD)	0	348.100	348.100
**D	SARASIN IE GLOBALSAR - INCOME (GBP)	0	155.000	155.000
**D	SARASIN IE GLOBALSAR - STRATEGIC (EUR)	0	103.400	103.400
**D	SARASIN IE GLOBALSAR - STRATEGIC (GBP)	0	123.039	123.039
**D	SARASIN IE GLOBALSAR - STRATEGIC (USD)	0	93.400	93.400
**D	SARASIN THEMATIC GLOBAL EQUITY (STERLING HEDGED)	0	448.365	448.365
**D	THE REPRESENTATIVE CHURCH BODY	0	170.587	170.587
**D	BENTON INVESTMENT FUND	0	62.553	62.553
**D	ALDER INVESTMENT FUND	0	101.640	101.640
**D	THE UNITED CHURCH OF CANADA PENSION PLAN	0	109.800	109.800
**D	RBCISB PHITRUST ACTIVE INVOTRS EU	0	19.422	19.422
**D	INDEXIQ	0	194.290	194.290

LISTA ESITO DELLE VOTAZIONE

Oggetto: Relazione sulla politica di remunerazione e sui compensi corrisposti - Seconda sezione: relazione sui compensi corrisposti (deliberazione non vincolante)
CONTRARI

Badge	Ragione Sociale	Proprio	Delega	Totale
3	COMPUTERSEARE SPA RAPPRESENTANTE DESIGNATO QUALE DELEGATO /SUBDELEGATO 135-NOVIES IN PERSONA DI ENRICO MONICELLI	0	0	0
**D	FONDAZIONE FINANZA ETICA	0	250	250

Totale voti 186.195.940
 Percentuale votanti % 2,585628
 Percentuale Capitale % 1,831433

1372

57

Assemblea Ordinaria del 14 maggio 2020

LISTA ESITO DELLE VOTAZIONI

Oggetto: Relazione sulla politica di remunerazione e sui compensi corrisposti - Seconda sezione: relazione sui compensi corrisposti (deliberazione non vincolante)
ASTENUTI

Badge	Ragione Sociale	Proprio	Delega	Totale
1	COMPTERSARE SPA RAPPRESENTANTE DESIGNATO QUALE SUBDELEGATO 135-NOVIES (ST.TREVISAN) IN PERSONA DI ENRICO MOMICELLI	0	0	0
**D	CATHOLIC COMMUNITY FOUNDATION OF MINNESO	0	13.947	13.947
**D	BUREAU OF LABOR FUNDS - LABOR RETIREMENT FUND	0	18.638	18.638
**D	BUREAU OF LABOR FUNDS- LABOR PENSION FUND	0	58.713	58.713
**D	BUREAU OF LABOR FUNDS-LABOR INSURANCE FU	0	23.375	23.375
**D	ALPHA ARCHITECT INTERNATIONAL QUANTITATI	0	169.803	169.803
**D	PLUMBERS AND PIPEFITTERS NATIONAL PENSION PLAN	0	282.760	282.760
**D	ALLIANZ VIE-HENAFF HERVE	0	377.630	377.630
**D	ALLIANZ VIE ACE ACTIONS-HENAFF	0	289.633	289.633
**D	AZ VIE PFON RETRAITE ACTION-HE	0	2.000.000	2.000.000
**D	CHALLENGE FUNDS - CHALLENGE ITALIAN EQUITY	0	321.571	321.571
**D	CARPENTERS RETIREMENT PLAN OF WESTERN WASHINGTON	0	258.282	258.282
**D	CHALLENGE ENERGY FUND 2	0	76.114	76.114
**D	CHALLENGE INTERNATIONAL EQUITY 2	0	577.055	577.055
**D	CHALLENGE EUROPEAN EQUITY 2	0	144.364	144.364
**D	CHALLENGE EUROPEAN EQUITY MGR	0	211.984	211.984
**D	MEDIO M STANLEY GBL SLTN 1 -CASH	0	310.757	310.757
**D	INFRASTRUCTURE OPPORTUNITY COLLECTION 2	0	131.323	131.323
**D	EUROPEAN COLLECTION	0	958.845	958.845
**D	DYNAMIC INTERNATIONAL VALUEOPPORTUNITY 1	0	482.453	482.453
**D	CHALLENGE EUROPEAN EQUITY	0	98.503	98.503
**D	MIFL BB EC EU EQ INCOME	0	99.663	99.663
**D	COUPON STRATEGY COLLECTION PERF	0	136.412	136.412
**D	MASSACHUSETTS LABORERS PENSION FUND	0	20.551	20.551
**D	GLOBAL MULTI ASSET STRATEGY FUND	0	192.195	192.195
**D	OHIO NATIONAL FUND, INC.- ON INTERNATIONAL EQUITY PORTFOLIO	0	22.583	22.583
**D	OHIO NATIONAL FUND, INC.- ON FOREIGN PORTFOLIO	0	22.583	22.583

Totale voti 7.506.242
 Percentuale votanti % 0,104236
 Percentuale Capitale % 0,073832

1373

99

LISTA ESITO DELLE VOTAZIONI

Oggetto: Relazione sulla politica di remunerazione e sui compensi corrisposti - Seconda sezione: relazione sui compensi corrisposti (deliberazione non vincolante)
NON VOTANTI

Badge	Regione Sociale	Proprio	Delega	Totale
1	COMPUTERSHARE SPA RAPPRESENTANTE DESIGNATO QUALÈ SUBDELEGATO 135-NOVIES (ST.TREVISAN) IN PERSONA DI ENRICO MONICELLI	0	0	0
**D	BANCOPOSTA AZ INTERNAZIONALE	0	560.740	560.740
**D	BANCOPOSTA AZIONARIO EUR	0	980.109	980.109
**D	GIP ALTO INTL AZ	0	98.090	98.090
**D	BANCOPOSTA GLOBAL EQUITY LTE BANCOPOSTA	0	12.054	12.054
**D	GENERALI INVESTMENTS SICAV	0	115.159	115.159
**D	GENERALI SMART FUNDS SICAV	0	306.653	306.653
**D	GENERALI EURO ACTIONS	0	230.805	230.805
**D	KAIROS INTERNATIONAL SICAV EUROPAESG	0	49.250	49.250
**D	KAIROS INTERNATIONAL SICAV - ITALIA	0	1.500.000	1.500.000
**D	KAIROS INTERNATIONAL SICAV - KEY	0	800.000	800.000
**D	KAIROS INTERNATIONAL SICAV - TARGET ITALY ALPHA	0	160.000	160.000
**D	BANCOPOSTA MIX 3	0	450.900	450.900
**D	BANCOPOSTA MIX 2	0	307.450	307.450
**D	BANCOPOSTA MIX 1	0	125.870	125.870
**D	POSTE INVESTO SOSTENIBILE BANCOPOSTA FON	0	6.961	6.961
**D	GENERALI MULTIPORFOLIO SOLUTIONS SICAV	0	151.656	151.656
**D	INTERFUND SICAV INTERFUND EQUITY ITALY	0	274.000	274.000
**D	FIDEURAM ASSET MANAGEMENT (IRELAND) FONDITALIA EQUITY ITALY	0	5.964.000	5.964.000
**D	PRAMERICA SICAV	0	3.500.000	3.500.000
**D	FIDEURAM INVESTIMENTI SGR - FIDEURAM ITALIA	0	260.000	260.000
**D	FIDEURAM INVESTIMENTI SGR - PIANO AZIONI ITALIA	0	5.830.000	5.830.000
**D	FIDEURAM INVESTIMENTI SGR - PIANO BILANCIATO ITALIA 50	0	1.332.000	1.332.000
**D	FIDEURAM INVESTIMENTI SGR - PIANO BILANCIATO ITALIA 30	0	126.000	126.000
**D	EIS - EURO EQUITY INSURANCE CAPITAL LIGHT	0	538.537	538.537
**D	EIS FB EQUITY EUR	0	182.341	182.341
**D	EUF - EQUITY EURO LTE	0	199.047	199.047
**D	ISE - VALORE CEDOLA GLOBALE - 04/2015	0	21.276	21.276
**D	ISE - MULTIASSET CEDOLA GLOBALE - 12/2015	0	120.355	120.355
**D	EPF - ABSOLUTE Q-MULTISTRATEGY	0	971	971
**D	EIS - MULTIASSET RISK OVERLAY MODERATO	0	8.427	8.427
**D	EUF - MULTIASSET RISK OVERLAY	0	53.506	53.506
**D	EUF - EQUITY ITALY SMART VOLATILITY	0	172.125	172.125
**D	ISE - VALORE CEDOLA GLOBALE - 09/2015	0	12.373	12.373
**D	ISE - MULTIASSET ABSOLUTE 3 ANNI - 04/2016	0	1.670	1.670
**D	EUF - TOP EUROPEAN RESEARCH	0	1.187.843	1.187.843
**D	EPF - ENHANCED CONSTANT RISK CONTRIBUTION	0	46.693	46.693
**D	EUF - ACTIVE ALLOCATION	0	750.000	750.000
**D	ISE - GLOBAL INCOME MULTITRENDER - 09/2015	0	65.363	65.363
**D	ISE - MULTIASSET ABSOLUTE 3 ANNI - 07/2016	0	1.705	1.705
**D	EUF - EQUITY EUROPE LTE	0	467.031	467.031
**D	EPF - Q-FLEXIBLE	0	965.394	965.394

Egy

1374

Assemblea Ordinaria del 14 maggio 2020

LISTA ESITO DELLE VOTAZIONI

Oggetto: Relazione sulla politica di remunerazione e sui compensi corrisposti - Seconda sezione: relazione sui compensi corrisposti (deliberazione non vincolante)
NON VOTANTI

Badge	Regione Sociale	Proprio	Delega	Totale
**D	ISE - VALORE CEDOLA GLOBALE - 07/2015	0	12.539	12.539
**D	ISE - MULTIASSET CEDOLA GLOBALE - 02/2016	0	170.390	170.390
**D	EUF - ITALIAN EQUITY OPPORTUNITIES	0	835.090	835.090
**D	EPF - EURO Q-EQUITY	0	507.123	507.123
**D	ISE - GLOBAL DYNAMIC MULTITRENDER - 06/2015	0	18.083	18.083
**D	ISE - DYNAMIC INCOME MULTITRENDER - 01/2016	0	16.530	16.530
**D	EUF - EQUITY INNOVATION	0	309.788	309.788

Totale voti 29.805.897

Percentuale votanti % 0,413902

Percentuale Capitale % 0,293172

1375

AUTENTICA NOTARILE DI DICHIARAZIONE RESA AI SENSI
DELL'ART. 46 DEL D.P.R. 445 DEL 28 DICEMBRE 2000 - ESENTE DA
BOLLO AI SENSI DELL'ART. 14 DELLA TABELLA ALLEGATA AL D.P.R.
642 DEL 26 OTTOBRE 1972

Roma, quattordici maggio duemilaventi

(14/5/2020)

Certifico io Dr. Nicola ATLANTE, Notaio in Roma iscritto al
Collegio Notarile di Roma che dichiaratosi consapevole delle
sanzioni penali conseguenti a dichiarazioni mendaci, il
firmatario infraindicato - della cui identità personale io
Notaio sono certo - ha sottoscritto in mia presenza la
documentazione che precede in calce ed a margine degli altri
fogli:

- Enrico Monicelli nato a Torino il 15 aprile 1969,
domiciliato per la carica in Milano, Via Lorenzo Mascheroni
n. 19, presso Computershare S.p.A., quale rappresentante di
detta persona giuridica.



1376