



DiaSorin to acquire Luminex

Conference call - April 12, 2021

DiaSorin

Luminex®

A UNIQUE COMBINATION OF SPECIALISTS

DISCLAIMER / FORWARD-LOOKING STATEMENTS



In General. This document is referred to herein as the “Presentation”. This Presentation has been prepared by DiaSorin S.p.A. (“DiaSorin” or the “Company” and, together with its subsidiaries, the “Group”). The Presentation is being furnished to you for information purposes only.

Forward-looking statement. This Presentation contains forward-looking statements, including within the meaning of Section 27A of the U.S. Securities Act of 1933 and Section 21E of the U.S. Securities Exchange Act of 1934. We intend the forward-looking statements contained in this Presentation to be covered by the safe harbor provisions of such Acts. All statements other than statements of historical fact in this Presentation are “forward-looking statements” for purposes of such Acts. In particular, these forward-looking statements include statements regarding future financial performance and the expectations of DiaSorin and Luminex Corporation (“Luminex”, and together with DiaSorin, the “Parties”) as to, among other things, the achievement of certain targeted metrics at any future date or for any future period are forward-looking statements. These statements may include terms such as “may”, “will”, “expect”, “could”, “should”, “intend”, “estimate”, “anticipate”, “believe”, “remain”, “on track”, “design”, “target”, “objective”, “goal”, “forecast”, “projection”, “outlook”, “prospects”, “plan”, or similar terms. Forward-looking statements are not guarantees of future performance. Rather, they are based on the Parties’ current state of knowledge, future expectations and projections about future events and are by their nature, subject to inherent risks and uncertainties. They relate to events and depend on circumstances that may or may not occur or exist in the future and, as such, undue reliance should not be placed on them.

Actual results may differ materially from those expressed in forward-looking statements as a result of a variety of factors, including: the impact of the COVID-19 pandemic, the ability of DiaSorin and Luminex and/or the combined entity resulting from the proposed transaction (together with the Parties, the “Companies”) to create and launch new products successfully; changes in the global financial markets, general economic environment and changes in demand for diagnostic/healthcare/life sciences products, which is subject to cyclicalities; changes in local economic and political conditions, changes in trade policy and the imposition of global and regional tariffs or tariffs targeted to the diagnostic/healthcare/life sciences industry, the enactment of tax reforms or other changes in tax laws and regulations; the Companies’ ability to offer innovative, attractive products; various types of claims, lawsuits, governmental investigations and other contingencies, including product liability and warranty claims, investigations and lawsuits; material operating expenditures in relation to compliance with health and safety regulations; the intense level of competition in the rapidly-changing diagnostic/healthcare/life sciences industry, which may increase due to consolidation; exposure to shortfalls in the funding of the Parties’ defined benefit pension plans; the ability to access funding to execute the Companies’ business plans and improve their businesses, financial condition and results of operations; the Companies’ ability to realize anticipated benefits from joint venture arrangements; disruptions arising from political, social and economic instability; commercial risk due the fact that the Companies operate in a market characterized by the presence of large competitors; risk associated to the maintenance of relationship with customers and strategic partners; risks associated with our relationships with employees and suppliers; increases in costs, disruptions of supply or shortages of raw materials; developments in labor and industrial relations and developments in applicable labor laws; exchange rate fluctuations, interest rate changes, credit risk and other market risks; political and civil unrest; earthquakes or other disasters; uncertainties as to whether the proposed acquisition discussed in this Presentation will be consummated or as to the timing thereof; the risk that the announcement of the proposed acquisition may make it more difficult for the Parties to establish or maintain relationships with their employees, suppliers and other business partners or governmental entities; the risk that the businesses of the Parties will be adversely impacted during the pendency of the proposed acquisition; risks related to the regulatory approvals necessary for the combination; the risk that the operations of DiaSorin and Luminex will not be integrated successfully and other risks and uncertainties; and such other factors relating to Luminex discussed in its Annual Report on Form 10-K for the fiscal year ended December 31, 2020, and, in particular, the risks discussed under the caption “Item 1A. Risk Factors”, filed with the U.S. Securities Exchange Commission (the “SEC”).

Any forward-looking statements contained in this Presentation speak only as of the date of this document and the Parties disclaim any obligation to update or revise publicly forward-looking statements. Further information concerning the Parties and their businesses, including factors that could materially affect the Parties’ financial results, are included in DiaSorin’s reports and filings with CONSOB and Borsa Italiana and Luminex’s filings and reports with the SEC.

No update. The information and opinions in this Presentation is provided to you as of the dates indicated and DiaSorin and Luminex do not undertake to update the information contained in this Presentation and/or any opinions expressed relating thereto after its presentation, even in the event that the information becomes materially inaccurate, except as otherwise required by applicable laws.

DISCLAIMER / FORWARD-LOOKING STATEMENTS



Verbal explanation. This Presentation has to be accompanied by a verbal explanation. A simple reading of this Presentation without the appropriate verbal explanation could give rise to a partial or incorrect understanding.

Rounding. Due to rounding, numbers presented throughout this Presentation may not add up precisely to the totals provided and percentages may not precisely reflect the absolute figures. Neither the Company nor any member of the Group nor any of its or their respective representatives, directors, employees or agents accept any liability whatsoever in connection with this Presentation or any of its contents or in relation to any loss arising from its use or from any reliance placed upon it.

Non-IFRS and Other Performance Measures. This Presentation contains certain items as part of the financial disclosure which are not defined under IFRS. Accordingly, these items do not have standardized meanings and may not be directly comparable to similarly-titled items adopted by other entities. DiaSorin management has identified a number of “*Alternative Performance Indicators*” (“**APIs**”). These APIs (i) are derived from historical results of DiaSorin and are not intended to be indicative of future performance, (ii) are non-IFRS financial measures and, although derived from the financial statements, are unaudited and (iii) are not an alternative to financial measures prepared in accordance with IFRS. The APIs presented herein include adjusted EBITDA and Net Financial Position^(*). These measures are not indicative of our historical operating results, nor are they meant to be predictive of future results. These measures are used by our management to monitor the underlying performance of our business and operations. Similarly entitled non-IFRS financial measures reported by other companies may not be calculated in an identical manner, consequently our measures may not be consistent with similar measures used by other companies. Therefore, investors should not place undue reliance on this data.

* * *

Mr. Piergiorgio Pedron, the officer in charge of preparing the corporate accounting documents, declares that, pursuant to art. 154-*bis*, paragraph 2, of the Legislative Decree no. 58 of February 24, 1998, the accounting information concerning DiaSorin contained herein correspond to document results, books and accounting records of the Company.

DiaSorin is in no way responsible for the accuracy, completeness and truthfulness of the data and information relating to Luminex, contained in and/or used for the purposes of this Presentation and Luminex is in no way responsible for the accuracy, completeness and truthfulness of the data and information contained in and/or used for the purposes of this Presentation.

* * *

Important Information for Investors and Shareholders – No offer to purchase or sell securities. This Presentation is for informational purposes only and is not intended to and does not constitute or form a part of an offer or invitation to exchange or sell or solicitation of an offer to subscribe for or buy, or an invitation to exchange, purchase or subscribe for, any securities, any part of the business or assets described herein, or any other interests or the solicitation of any vote or approval in any jurisdiction in connection with the potential transaction or otherwise, nor shall there be any sale, issuance or transfer of securities in any jurisdiction in contravention of applicable law. This Presentation should not be construed in any manner as a recommendation to any reader of this Presentation. No offer of securities shall be made.

This Presentation is not a prospectus, product disclosure statement or other offering document for the purposes of Regulation (EU) 2017/1129 (this Regulation and amendments together with any delegated act and implementing measures) or any other applicable laws or regulations.

This Presentation does not represent an offer to the public in Italy, pursuant to Section 1, letter (t) of Legislative Decree no. 58 of February 24, 1998, as subsequently amended and supplemented, nor elsewhere. The release, publication or distribution of this Presentation in certain jurisdictions may be restricted by law, and therefore persons in such jurisdictions into which this document is released, published or distributed should inform themselves about and observe such restrictions.

(*) EBITDA is a non-GAAP measure used by the Companies for measuring performance; EBITDA means the “operating result (EBIT)” before amortization of intangibles and depreciation of property, plant and equipment. Adjusted EBITDA means Luminex EBITDA converted at yearly average exchange rate and restated from US GAAP to IFRS (DiaSorin estimate).

Net Financial Position (debt) is a non-GAAP measure used by the Companies for measuring the financial structure. It is calculated as the “net current financial assets” (i.e. liquid assets + other current financial assets + current financial liabilities) plus the “non-current financial liabilities”.

DISCLAIMER / FORWARD-LOOKING STATEMENTS



Additional Information and Where to Find It

This Presentation may be deemed to be solicitation material in respect of the proposed transaction between the Parties. In connection with the proposed transaction, Luminex plans to file relevant materials with the SEC, including a proxy statement on Schedule 14A. Promptly after filing its definitive proxy statement with the SEC, Luminex will mail the definitive proxy statement to each shareholder entitled to vote at the special meeting relating to the transaction. INVESTORS AND SHAREHOLDERS ARE URGED TO CAREFULLY READ THE PROXY STATEMENT (INCLUDING ANY AMENDMENTS OR SUPPLEMENTS THERETO AND ANY DOCUMENTS INCORPORATED BY REFERENCE THEREIN) AND ANY OTHER RELEVANT DOCUMENTS IN CONNECTION WITH THE TRANSACTION THAT LUMINEX WILL FILE WITH THE SEC WHEN THEY BECOME AVAILABLE BECAUSE THEY WILL CONTAIN IMPORTANT INFORMATION ABOUT THE TRANSACTION AND THE PARTIES TO THE TRANSACTION. The definitive proxy statement, the preliminary proxy statement and other relevant materials in connection with the transaction (when they become available) and any other documents filed by Luminex with the SEC may be obtained free of charge at the SEC's website (www.sec.gov), or from Luminex by going to its investor relations website at investor.luminexcorp.com.

DiaSorin, Luminex and their respective directors, executive officers and certain other members of management may be deemed, under SEC rules, to be participants in the solicitation of proxies from Luminex's shareholders in connection with the transaction. Information regarding the interests of such individuals in the proposed transaction will be included in the proxy statement relating to such transaction when it is filed with the SEC. You may obtain information about Luminex's directors and officers in Luminex's definitive proxy statement for its 2021 annual meeting of shareholders, which was filed with the SEC on March 31, 2021, and in subsequent statements of changes in beneficial ownership on file with the SEC. These documents may be obtained free of charge from the SEC's website (www.sec.gov).

SUMMARY

- | Transaction Announcement Summary
- | Luminex overview
- | Rationale and fit with DiaSorin Strategy
- | Transaction overview
- | Appendix



| Transaction Announcement Summary

TRANSACTION ANNOUNCEMENT SUMMARY (1/3)



LUMINEX DEVELOPS, MANUFACTURES AND SELLS PROPRIETARY BIOLOGICAL TESTING TECHNOLOGIES AND PRODUCTS WITH LEADING APPLICATIONS THROUGHOUT DIAGNOSTICS AND LIFE SCIENCE INDUSTRIES



LEADER IN MULTIPLEXING TECHNOLOGY, ONE OF THE FASTEST GROWING MARKETS IN THE MOLECULAR DIAGNOSTICS SPACE, WITH MORE THAN 900 ACTIVE CLIENTS



UNIQUE POSITIONING, WITH MORE THAN 25,000 SYSTEMS PLACED, THROUGH:

- PROPRIETARY TESTING TECHNOLOGIES, SUPPORTING BROAD MENU OF BIOLOGICAL TESTS
- 850+ PATENTS OWNED ON DIFFERENTIATED PLATFORMS AND ASSAYS



EXTENSIVE LIFE SCIENCE SOLUTIONS SUPPORTING CLINICAL AND PHARMACEUTICAL RESEARCH & DEVELOPMENT (E.G. VACCINE DEVELOPMENT, CANCER RESEARCH, GENETIC DISEASES)



STRATEGIC TRANSACTION IDENTIFIED AS PART OF A REVIEW ON MULTIPLEX OPPORTUNITIES AND ANALYSIS OF EXISTING AND EMERGING TECHNOLOGY OFFERINGS



OPPORTUNITY IN LINE WITH DIASORIN STRATEGIC PRIORITIES, PROVIDING:

- ACCESS TO PROVEN MOLECULAR MULTIPLEXING TECHNOLOGY TO BE USED IN UNIQUE TESTING PANELS
- CRITICAL MASS IN THE MOLECULAR DIAGNOSTICS SPACE
- BROADER PRESENCE IN THE U.S.
- ACCESS TO NEW PARTNERSHIPS AND BUSINESS DEVELOPMENT OPPORTUNITIES THROUGH LIFE SCIENCE OFFERINGS
- BROADER ACCESS TO DIASORIN CLIA OFFERINGS, ESPECIALLY IN THE U.S. HOSPITAL SETTING

TRANSACTION ANNOUNCEMENT SUMMARY (3/3)



NET PURCHASE PRICE: USD 37.00 PER SHARE, EQUAL TO AN EQUITY VALUE OF APPROXIMATELY USD 1.8BN AND AN ENTERPRISE VALUE OF APPROXIMATELY USD 1.8BN

ACQUISITION TO BE CARRIED OUT THROUGH A MERGER OF LUMINEX AND A U.S. SUBSIDIARY WHOLLY OWNED BY DIASORIN



CREATING SHAREHOLDER VALUE THROUGH:

- EPS^(*) IMMEDIATELY ACCRETIVE POST CLOSING
- ATTRACTIVE RETURN ON INVESTED CAPITAL PROFILE
- ESTIMATED TO GENERATE APPROXIMATELY USD 55MM OF COST SYNERGIES WITHIN 3 YEARS AFTER CLOSING



COMPLETION EXPECTED WITHIN THE THIRD QUARTER OF 2021

() Including synergies, excluding implementation costs, asset impairment and amortization of acquired intangibles recognized due to acquisition*

| Luminex overview



LUMINEX OVERVIEW

Biotech company providing **molecular, proteomic, and cellular analysis tools and tests** to life science and diagnostics markets, exceeding **USD 12BN per year** (*)

Leading global provider for **Molecular Diagnostics**, specialized in **multiplexing technology**

Applications throughout **Life Science** industries, including **pharmaceuticals, academia and research**

Proprietary testing technologies, supporting broad biological test menu

Extensive **platform placements** (~25,000 units)

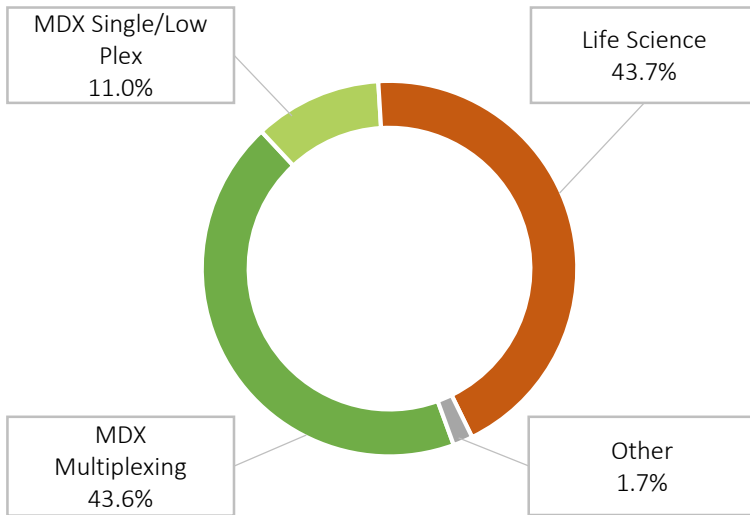
850+ patents owned on differentiated platforms and assays

900+ Molecular diagnostics **active clients**

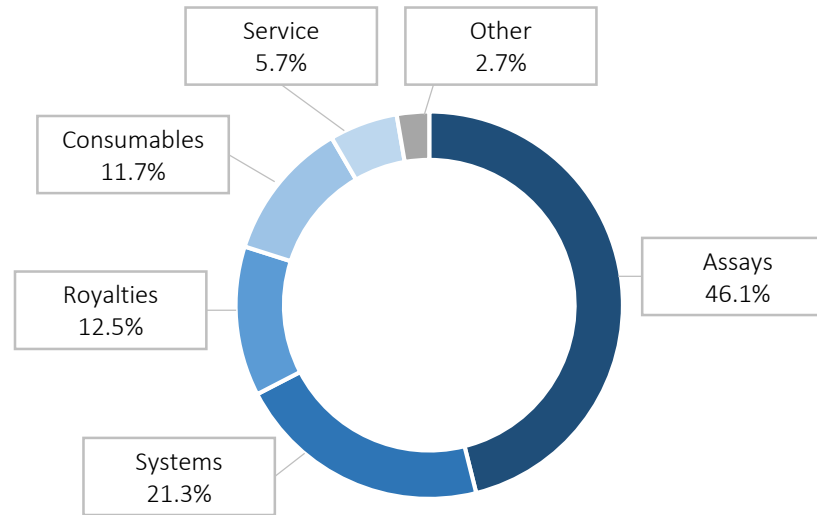
(*) Source: Luminex data

2020 Revenue: USD 417MM

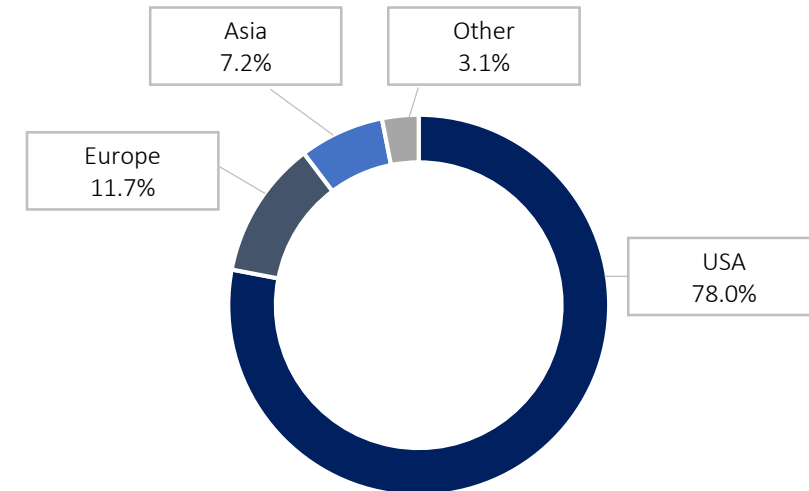
BY TECHNOLOGY



BY PRODUCT



BY GEOGRAPHY



LUMINEX WORLDWIDE PRESENCE

MANUFACTURING PLANTS AND R&D SITES



US



CANADA

AUSTIN (TEXAS)
HEADQUARTERS

TORONTO
(CANADA)

SEATTLE
(WASHINGTON)

MADISON
(WISCONSIN)

CHICAGO
(ILLINOIS)



WORLDWIDE EMPLOYEES: ~ 1,300

COMMERCIAL PRESENCE



US



CANADA



UK



FRANCE



NETHERLANDS



GERMANY



JAPAN



CHINA



HONG KONG



AUSTRALIA

OVERVIEW OF LUMINEX TECHNOLOGIES



MOLECULAR DIAGNOSTICS (MDX)

SINGLE/LOW PLEX

MULTIPLEXING

- › MDX solutions dedicated to hospital and clinical labs worldwide through direct salesforce and a network of distributors
- › Wide menu of MDx tests for infectious diseases with:
 - Single-analyte/Low-plex real-time Polymerase Chain Reaction (PCR) technology with tests focused on Women's health, Respiratory and Hospital Acquired Infections
 - A solid multiplexing panel technology dedicated to enabling pathogens identification for Bloodstream (Gram+/-), Respiratory, Gastrointestinal and Hospital Acquired infections, Women's Health and Antimicrobial resistance (AMR) determinants detection
- › Main focus on the U.S. (~90% of MDx sales)
- › ~900 active clients through reagent-rental business model at December, 31 2020 (>2x over the last 3 years)

LIFE SCIENCE

LICENSED TECHNOLOGIES GROUP (LTG)

FLOW CYTOMETRY (FC)

- › Diagnostic solutions dedicated to Life Science customers using the xMAP proprietary technology
- › xMAP is an open architecture, multiplexing technology that:
 - Combines existing biological testing techniques with illumination, advanced digital signal processing, detection and proprietary software
 - Could hold some portfolio synergies with the current immunodiagnostic menu in the area of biomarker multiplexing
- › 80+ partners with long-term contracts and active in wide markets (ex. Pharma)
- › Steady growth of the segment with high profitability profile
- › ~18.000+ systems sold

- › Business developed from the acquisition of EMD Millipore Corporation's FC portfolio in January 2019
- › FC provides microscopy-quality images of individual cells and is a well-established field of diagnostics that has grown into a multi-billion dollar market, including research and clinical systems and applications
- › Luminex has a unique product portfolio with strong pipeline that will support the Company in becoming a global leader in FC
- › ~5.000 systems installed

SINGLE-LOW PLEX

Fully automated platform (*ARIES*[®])

Single-analyte, Low-plex technology

Ability to run both Lab Developed Tests and IVD kits

Menu of tests focused on:

- Respiratory Infections
- Hospital Acquired Infections
- Women's Health



ARIES[®]

MULTIPLEXING

High-plex technology

2 categories of platforms:

- automated (*VERIGENE*[®], *VERIGENE II*)
- non-automated (*MAGPIX*[®])

Menu of tests focused on:

- Respiratory Infections
- Hospital Acquired Infections
- Women's Health
- Bloodstream infections
- Gastrointestinal Infections



VERIGENE[®]



VERIGENE II
To be launched



Luminex[®] 100/200



MAGPIX[®]

KEY DIFFERENTIATING FEATURES

- Fully automated sample-to-result platform
- Shipping/storage of kits at ambient temperature
- Users can choose to be "Flex" customers prior to installation, seeing fewer targets at a reduced cost, unmasking additional results with *Flex Credits*
- *Flex* testing offers significantly lower pricing vs. competition, as customers pay only for selected tests

FLEXIBILITY & SCALABILITY

- System can scale from 1 up to 6 Sample Processing Blade(s) and the Reader is built into the Chassis that holds the Blades
- Sample Processing Blades can be added to a Chassis and/or a full Chassis can be stacked 2 high enabling scaling for Low, Mid or High-volume settings across Hospitals, IDN Core Labs and Regional Reference Lab settings



To be launched

ECONOMIC VALUE: FLEX TESTING

- RSP *Flex* enabling Cost Control by fitting into multiple Respiratory Testing algorithms, offering smaller targeted testing panels for outpatients and expanded syndromic panels for inpatient needs, all in one test
- GI *Flex* enabling Cost Control by empowering the user to set up GI testing panels that not only meet the needs of their patient population, but can also balance their *Flex* options to work within the reimbursement landscape as well

GPO/IDN ACCESS

- Ability to place systems through Easy Access Program at pre-negotiated pricing makes it easier for Sales Team to execute and Customers to contract for assays/systems
- Numerous IDN/Local Buying Group agreements supported by experienced Corporate Accounts team

LICENSED TECHNOLOGIES GROUP (LTG)

Wide range of protein- and nucleic acid-based multiplex assays

Simultaneous capture of multiple analytes up to 500 targets in a single run

Protein research, transplant diagnostics and Immunodiagnostics

Applications include

- Research (*e.g. vaccine development, cancer research, genetic diseases, Alzheimer's disease*)
- Public health and food safety
- Animal health
- Plant pathogens detection



Luminex® 100



Luminex® 200



xMAP® INTELLIFLEX
Launch expected in H1 2021



MAGPIX®



FLEXMAP 3D®

FLOW CYTOMETRY (FC)

Broadest spectrum of solutions for image-based and micro capillary FC

2 categories of FC platforms:

- non-imaging (*Guava® Muse®, Guava® easyCyte™, Amnis® CellStream®*)
- imaging (*Amnis® FlowSight®, ImageStream®X Mk II*)

Technology mainly used for:

- quick cell counts, viability, and basic cell health analyses
- multi-dimensional cell health assessments
- quantitative microscopy imaging of every cell



Guava® Muse®



Guava® easyCyte™/ easyCyte™ HT



Amnis® CellStream®



ImageStream®X Mk II



Amnis FlowSight®

FOCUS ON xMAP® INTELLIFLEX



Launch expected in H1 2021

The xMAP® INTELLIFLEX instrument is a modern, compact, flow-based multiplexing platform, combining the proven performance of xMAP Technology with modern features to:

- enhance performance
- empower assay development innovation
- simplify the user experience

No other multiplex platform combines low- and high-plex capabilities, quick time to reliable results, and the ability to acquire data for two parameters per analyte simultaneously

RELIABLE, SENSITIVE RESULTS

Well-established xMAP® multiplexing technology with thousands of reliable, quality, off-the-shelf assays from Luminex Partners

MAXIMUM DATA/ANSWERS

Optional second reporter laser enabling user to get data on 2 parameters per target nucleic acid or protein, essentially doubling the data for the same amount of wells

CUSTOMIZATION AND FLEXIBILITY

- Flexible workflows
- Customizable views and exports
- Data outputs compatible with Partner analytics packages, as well as commonly developed customer tools

| Rationale and fit with DiaSorin strategy

STRATEGIC RATIONALE FOR ACQUISITION OF LUMINEX



IMMUNOASSAY

CLIA



BUILDING ON LUMINEX CUSTOMER BASE TO BROADEN ACCESS TO DIASORIN'S CLIA OFFERINGS, ESPECIALLY IN THE U.S. HOSPITAL SETTING

MOLECULAR DIAGNOSTICS

SINGLE ASSAY/LOW-PLEX

MULTIPLEXING



BROADENING DIASORIN EXISTING POSITIONING, BECOMING A LEADER WITH:

- ACCESS TO LUMINEX TOP-NOTCH, FLEXIBLE AND LEADING MOLECULAR MULTIPLEXING TECHNOLOGY
- UNIQUE TESTING PANELS IN INFECTIOUS DISEASES, RESPIRATORY INFECTIONS, VECTOR-BORNE, HOSPITAL ACQUIRED INFECTIONS, GASTROENTEROLOGY INFECTIONS, GENETICS, AND WOMEN'S HEALTH

ACCELERATING LUMINEX TECHNOLOGY AND SOLUTIONS PENETRATION OUTSIDE THE U.S. THROUGH DIASORIN'S EXISTING INTERNATIONAL COMMERCIAL FOOTPRINT

LIFE SCIENCE

LTG

FC

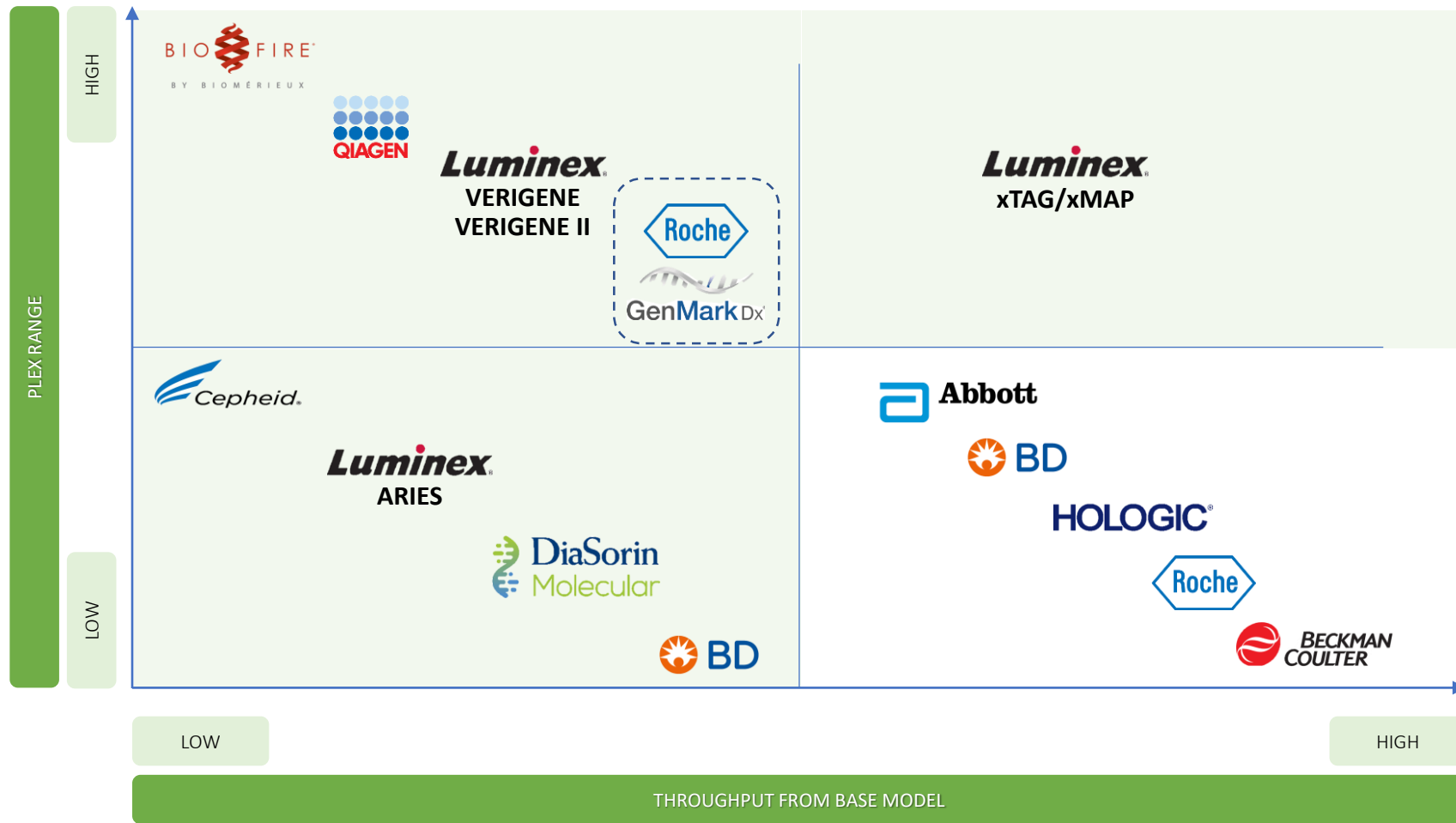


GAINING ACCESS TO ACADEMIC AND SCIENTIFIC RESEARCH AND SHAPING MARKET INTELLIGENCE ON FUTURE MARKET TRENDS

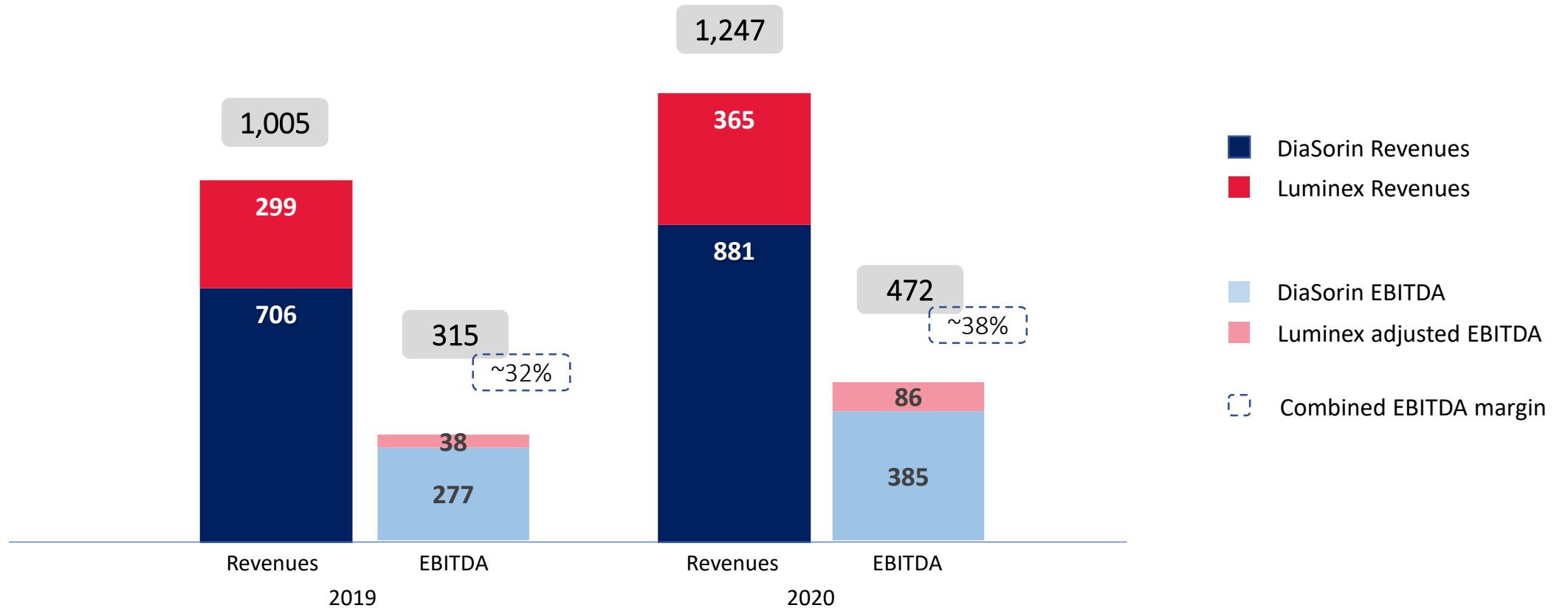
ENGAGING WITH BIOPHARMA COMPANIES, FOSTERING LONG-TERM PARTNERSHIPS AND BUSINESS DEVELOPMENT OPPORTUNITIES (E.G. VACCINE, BIOLOGICAL DRUGS)

ACCESSING CLINICAL MULTIPLEXING ASSAYS FOR FUTURE VALUE BASED CARE PROJECTS

FOCUS ON NEW DIASORIN POSITIONING IN MDX SPACE



HISTORICAL COMBINED FINANCIAL FIGURES (€/MM)



Luminex Revenues and adjusted EBITDA converted at average 2019 and 2020 exchange rates

Luminex adjusted EBITDA restated from US GAAP to IFRS (DiaSorin estimate)

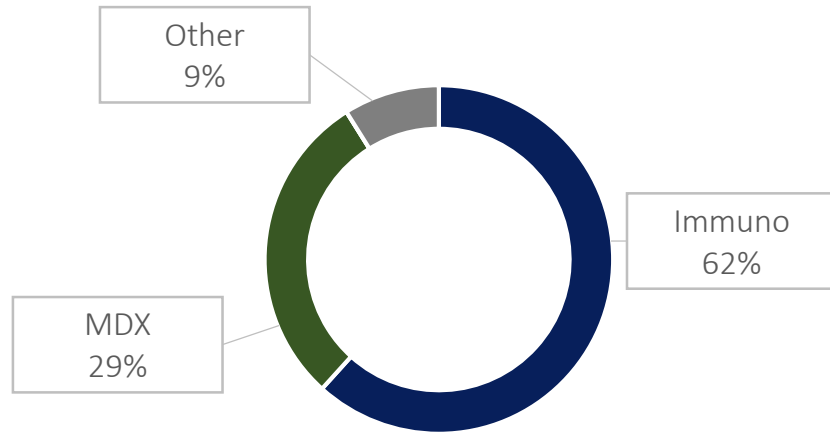
EBITDA is a non-GAAP measure used by the Companies for measuring performance; EBITDA means the “operating result (EBIT)” before amortization of intangibles and depreciation of property, plant and equipment

IMPACT ON DIASORIN GROUP REVENUE MIX (FY 2020)

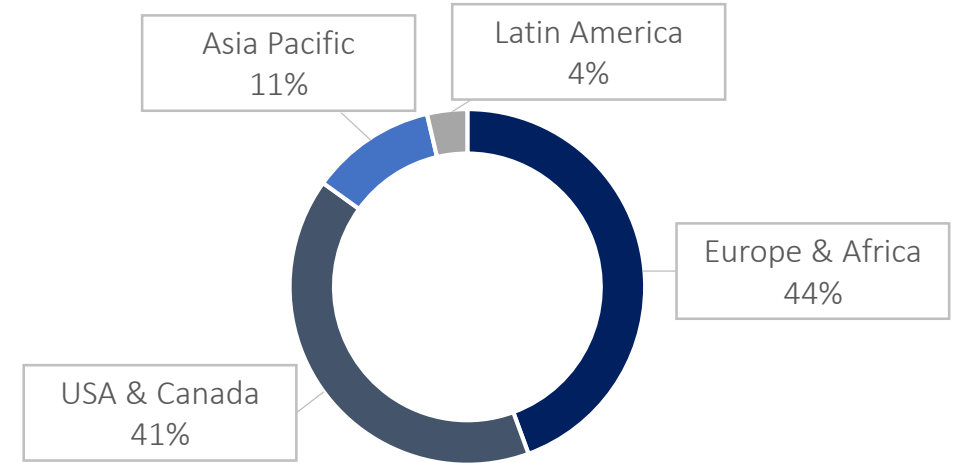
DiaSorin



BY TECHNOLOGY



BY GEOGRAPHY

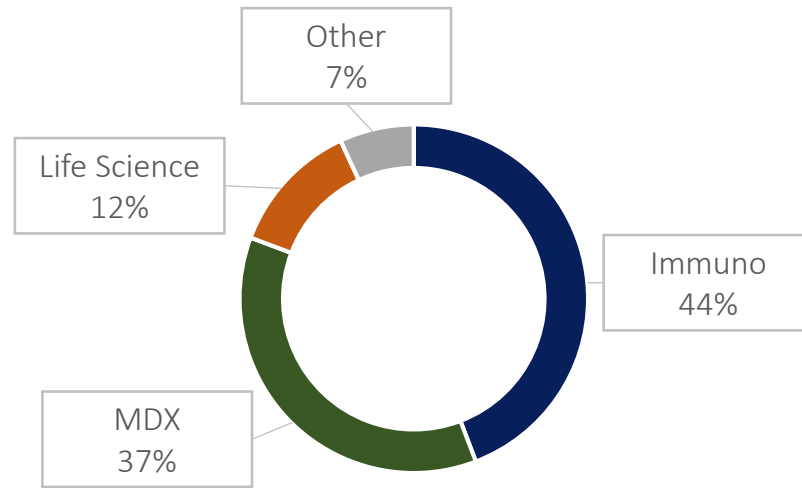


DiaSorin

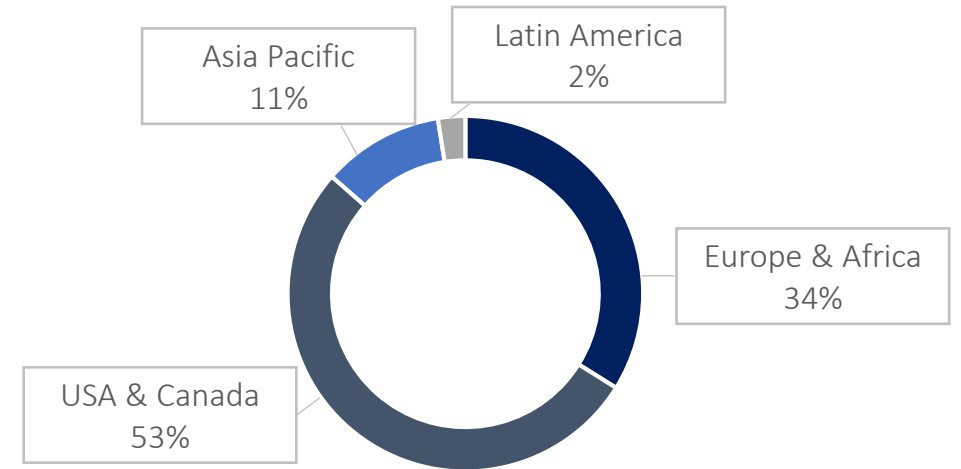


Luminex®

BY TECHNOLOGY



BY GEOGRAPHY



| Transaction overview

TRANSACTION OVERVIEW

PRICE OF THE TRANSACTION

NET PURCHASE PRICE: USD 37.00 PER SHARE, EQUAL TO AN EQUITY VALUE OF APPROXIMATELY USD 1.8BN AND AN ENTERPRISE VALUE OF APPROXIMATELY USD 1.8BN

FINANCING

A MIX OF AVAILABLE CASH AND EXTERNAL FINANCING, CONSISTING OF:

- TERM LOAN FOR USD 1.1BN
- BRIDGE LOAN FOR USD 500MM; DIASORIN WILL EVALUATE DIFFERENT TAKE OUT ALTERNATIVES

LEVERAGE

COMBINED LEVERAGE^(*) EQUAL TO APPROXIMATELY 2.5X AND EXPECTED TO QUICKLY DECREASE DRIVEN BY CASH GENERATION OF THE COMBINED ENTITY

VALUE CREATION FOR SHAREHOLDERS

CREATING SHAREHOLDER VALUE THROUGH:

- EPS^(**) IMMEDIATELY ACCRETIVE POST CLOSING
- ATTRACTIVE RETURN ON INVESTED CAPITAL PROFILE
- ESTIMATED COST SYNERGIES OF APPROXIMATELY USD 55MM WITHIN 3 YEARS AFTER CLOSING

PATH TO COMPLETION BY Q3 2021

CLOSING SUBJECT TO:

- APPLICABLE REGULATORY APPROVALS, INCLUDING THE SATISFACTION OF ANTITRUST AND CFIUS REGULATORY REQUIREMENTS
- LUMINEX SHAREHOLDERS' APPROVAL

^(*) Estimated as combined Net Financial Position at December 31, 2020, including the incurrence of the indebtedness necessary to fund the acquisition on combined 2020 EBITDA - Luminex adjusted EBITDA restated from US GAAP to IFRS (DiaSorin estimate)

^(**) Including synergies, excluding implementation costs, asset impairment and amortization of acquired intangibles recognized due to acquisition

INVESTOR DAY

SEPTEMBER 2021

Save the date



















| Appendix



MOLECULAR DIAGNOSTICS: MULTIPLEXING BUSINESS OVERVIEW

Molecular Diagnostics

	SYSTEM/TECHNOLOGY	FEATURES	CUSTOMERS	CLINICAL AREAS
Single-low plex	 ARIES®	Small panels/Single Analyte (specific tests) Real-time PCR	Hospital / Reference Labs	 Respiratory Infections  Hospital Acquired Infections  Women's health
Multiplexing (automated)	 VERIGENE®	Medium/Large panels Semi-automated Multiplex PCR (Syndromic)	Hospital / Reference Labs	 Bloodstream Infections  Respiratory Infections  GI infections/ Hospital Acquired Infections
	 VERIGENE® II To be launched	Flexible panels Fully-automated multiplex PCR (Syndromic)		 CNS (Meningitis)  Yeast infections
Multiplexing (Non-automated)	 Luminex® 100/200  MAGPIX®	Solution for mid-density arrays evaluating: <ul style="list-style-type: none"> • gene expression • Genotypes • miRNA Multiplex PCR DNA Tags xMAP® microspheres Data evaluation software	Hospital / Clinical Labs	 Respiratory Infections  Genetics/Cystic Fibrosis  GI Infections

MOLECULAR DIAGNOSTICS: MULTIPLEXING TEST PORTFOLIO (1 OF 2)



Molecular Diagnostics

Single-low plex

Multiplexing (automated)

SYSTEM/TECHNOLOGY



ARIES®



VERIGENE®



VERIGENE® II
To be launched

TEST PORTFOLIO



Respiratory infections

- *Bordetella*
- FLU A/B & RSV
- Group A Strep
- Group B Strep
- SARS-CoV-2



Women's health

- HSV 1&2



Hospital Acquired Infections

- *C. difficile*
- MRSA



Respiratory pathogens

VIRUS

- Adenovirus
- Human Metapneumovirus
- Influenza A (subtype H1)
- Influenza A (subtype H3)
- Influenza B
- Parainfluenza 1
- Parainfluenza 2
- Parainfluenza 3
- Parainfluenza 4
- Rhinovirus
- RSV A
- RSV B

BACTERIA

- *Bordetella pertussis*
- *Bordetella parapertussis/B. bronchiseptica*
- *Bordetella holmesii*



Gram-Negative Blood Culture

SPECIES

- *Escherichia coli*
- *Klebsiella pneumoniae*
- *Klebsiella oxytoca*
- *Pseudomonas aeruginosa*
- *Serratia marcescens*

GENUS

- *Acinetobacter spp.*
- *Citrobacter spp.*
- *Enterobacter spp.*
- *Proteus spp.*

RESISTANCE

- CTX-M (ESBL)
- IMP (carbapenemase)
- KPC (carbapenemase)
- NDM (carbapenemase)
- OXA (carbapenemase)
- VIM (carbapenemase)



Gram-Positive Blood Culture

SPECIES

- *Staphylococcus aureus*
- *Staphylococcus epidermidis*
- *Staphylococcus lugdunensis*
- *Streptococcus agalactiae*
- *Streptococcus pneumoniae*
- *Streptococcus pyogenes*
- *Enterococcus faecalis*
- *Enterococcus faecium*

GROUP

- *Streptococcus anginosus*
- *Staphylococcus spp.*
- *Streptococcus spp.*
- *Micrococcus spp.*
- *Listeria spp.*

RESISTANCE

- *mecA* (methicillin)
- *vanA* (vancomycin)
- *vanB* (vancomycin)



GI infections

VIRUS

- Norovirus
- Rotavirus

BACTERIA

- *Campylobacter* Group
- *Salmonella spp.*
- *Shigella spp.*
- *Vibrio* Group
- *Yersinia enterocolitica*

TOXINS

- Shiga Toxin 1 (*stx1*)
- Shiga Toxin 2 (*stx2*)



Hospital acquired infections

C. DIFFICILE

- Toxin A (*tcdA* gene)
- Toxin B (*tcdB* gene)
- PCR Ribotype 027 hypervirulent strain

PLANNED
FUTURE
MENU



Respiratory pathogens



GI infections



Gram-Negative Blood Culture



Gram-Positive Blood Culture



CNS (Meningitis)



Yeast infections

MOLECULAR DIAGNOSTICS: MULTIPLEXING TEST PORTFOLIO (2 OF 2)

Molecular Diagnostics

Multiplexing (Non-automated)

SYSTEM/TECHNOLOGY



Luminex® 100



Luminex® 200



MAGPIX®

TEST PORTFOLIO



Respiratory infections (Pathogens + Viruses)

VIRUS

- Adenovirus
- Coronavirus 229E
- Coronavirus HKU1
- Coronavirus NL63
- Coronavirus OC43
- Human Bocavirus
- Human Metapneumovirus
- Influenza A
- Influenza A (subtype H1)
- Influenza A (subtype H3)
- Influenza B
- Parainfluenza 1
- Parainfluenza 2
- Parainfluenza 3
- Parainfluenza 4
- Respiratory Syncytial Virus A
- Respiratory Syncytial Virus B
- Rhinovirus
- Enterovirus
- SARS-CoV-2

BACTERIA

- Chlamydomphila pneumoniae
- Mycoplasma pneumoniae



GI infections

VIRUS

- Adenovirus 40/41
- Norovirus GI/GII
- Rotavirus A

BACTERIA AND BACTERIA TOXINS

- Campylobacter
- Clostridium difficile, Toxin A/B
- Escherichia coli O157
- Enterotoxigenic E.coli (ETEC) LT/ST
- Shiga-like Toxin producing E.coli (STEC) stx1/stx2
- Salmonella
- Shigella
- Vibrio cholerae
- Yersinia enterocolitica

PARASITES

- Cryptosporidium
- Entamoeba histolytica
- Giardia






Genetics



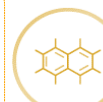
- Cystic Fibrosis
- CYP2C19

FOCUS ON LIFE SCIENCE MARKET

LTG space: growth at 5-7% p.a. across segments, with growth largely driven by net technologies and drug development

FC space: growth at 7-10% p.a. through analyzers and assays sales within the academia and pharma subsegments

	Total available market	Commentary
 <p>Transplant Diagnostics</p>	~USD 600MM	<p>Consists of HLA typing and rejection monitoring</p> <p>Growth driven by shift to NGS in HLA typing, later expected to effect rejection monitoring</p>
 <p>Immune Diagnostics</p>	~USD 8.8BN	<p>Analysis of immune and infectious disease antibodies in human serum and plasma samples</p> <p>Growth driven by improved technology workflow & increasing market coverage</p>
 <p>Protein Research</p>	~USD 1.6BN	<p>Multiplex research on cytokines and chemokines in biopharma and academic applications</p> <p>Boosted by increasing demand for drug development</p>






	Total available market	Commentary
 <p>Hospitals and Clinics</p>	~USD 800-900MM	<p>Used in clinical settings to assist in diagnosis or disease monitoring</p> <p>Growth driven by increasing use in cancer and immunology</p>
 <p>Academia Research</p>	~USD 600-700MM	<p>Used in research to determine specific physical or biochemical properties of cells</p> <p>Growth driven by enhanced technology capabilities and applications for clinical research</p>
 <p>Pharma & Biotech</p>	~USD 500-600MM	<p>Powerful tool in drug discovery used to understand drug mechanism of action</p> <p>Boosted by new cancer research & COVID research - and expected to rebound the most quickly from COVID</p>

Source: Industry Reports; expert interviews; DiaSorin analysis

LIFE SCIENCE: LICENSED TECHNOLOGIES GROUP (LTG) BUSINESS OVERVIEW








Licensed Technologies Group

	SYSTEM/TECHNOLOGY	FEATURES	USABILITY	APPLICATIONS
Flow-based	 Luminex® 100	Up to 100 analytes per sample	Research Transplant diagnostics Clinical diagnostics Applied Public Health and food safety Animal health Plant pathogens	Allergy Testing Alzheimer Autoimmune Disease Biodefense/Environmental Cancer Markers Cardiac Markers Cellular Signaling Cytokines, Chemokines and Growth Factors Endocrine Gene Expression Profiling Genotyping HLA Testing Immunogenicity Infectious Disease Isotyping Matrix Metalloproteinase Metabolic Markers Neurobiology/Brain and Nervous System Markers Plant & Food Safety Sepsis Markers Transcription Factors/Nuclear Receptors Toxicology Vaccine Testing
	 Luminex® 200			
	 FLEXMAP 3D®	Up to 500 analytes per sample		
LED CCD Camera	 xMAP® INTELLIFLEX Launch expected in H1'21	Up to 500 analytes per sample		
	 MAGPIX®	Up to 50 analytes per sample		

LIFE SCIENCE: FLOW CYTOMETRY (FC) BUSINESS OVERVIEW

Flow Cytometry

	SYSTEM/TECHNOLOGY	TECHNOLOGY	FEATURES	APPLICATIONS
Non-imaging	 Guava® Muse®	Micro capillary technology	<ul style="list-style-type: none"> • Uses fluorescent reagents and detection to measure 3 parameters for every cell • Little or no sample preparation required 	<ul style="list-style-type: none"> • Cell Health • Cell Pathways • Autophagy • Immunology • Malaria Research
	 Guava® easyCyte™ Guava® easyCyte™ HT		<ul style="list-style-type: none"> • Intuitive software interface • Detection of particles as small as 0.2 and up to 60 μm • High-throughput options (up to 96 samples per run) 	<ul style="list-style-type: none"> • Cell Absolute Counting • Small Particle detection • Immunological Phenotyping
	 Amnis® CellStream®	Charge-coupled device, time-delayed integration (CCD-TDI) technology	<ul style="list-style-type: none"> • High-sensitivity fluorescence detection • Provides reproducible, multi-parametric, single cell data • Single tube and 96-well plate sampling 	<ul style="list-style-type: none"> • Advanced Phenotyping & Analysis • Research Use Only
Imaging	 ImageStream® Mk II  Amnis FlowSight®	Flow Cytometry plus Imaging	<ul style="list-style-type: none"> • Operates like a conventional flow cytometer, but also provides imagery of every cell • Quantitative Imaging with sensitivity up to 1 micron per pixel 	<ul style="list-style-type: none"> • Cell Function & Mechanism • Statistical microscopy applications

DiaSorin

