



SPAFID
CONNECT

Informazione Regolamentata n. 0116-63-2021	Data/Ora Ricezione 22 Luglio 2021 19:24:18	MTA
--	--	-----

Societa' : ENEL
Identificativo : 150199
Informazione
Regolamentata
Nome utilizzatore : ENELN07 - Giannetti
Tipologia : REGEM
Data/Ora Ricezione : 22 Luglio 2021 19:24:18
Data/Ora Inizio : 22 Luglio 2021 19:24:19
Diffusione presunta
Oggetto : Enel publishes 2021 second quarter and
first half Group operating data Report

Testo del comunicato

Vedi allegato.



PRESS RELEASE

Media Relations

T +39 06 8305 5699
ufficiostampa@enel.com

enel.com

Investor Relations

T +39 06 8305 7975
investor.relations@enel.com

enel.com

ENEL PUBLISHES 2021 SECOND QUARTER AND FIRST HALF GROUP OPERATING DATA REPORT

Rome, July 22nd, 2021 – Enel S.p.A. ("Enel") published its Quarterly Bulletin ("Report"), with the Group's operating data relating to the second quarter and first half of 2021.

The Report, which is published ahead of the approval by the Enel Board of Directors and the disclosure of the performance and financial data contained in Enel's periodic financial reports, is aimed at further strengthening Enel's transparency towards the financial community, in line with best practices in the most advanced markets.

The Report attached to this press release is available to the public at Enel's registered office, on the Enel website (www.enel.com), and - together with this press release - through the authorised storage mechanism "eMarket Storage" (www.emarketstorage.com).

First Half



Quarterly Bulletin

Quarterly bulletin

Operating data H1 2021



Index

1. Global Power Generation



2. Global Infrastructure & Networks



3. Retail



4. Disclaimer

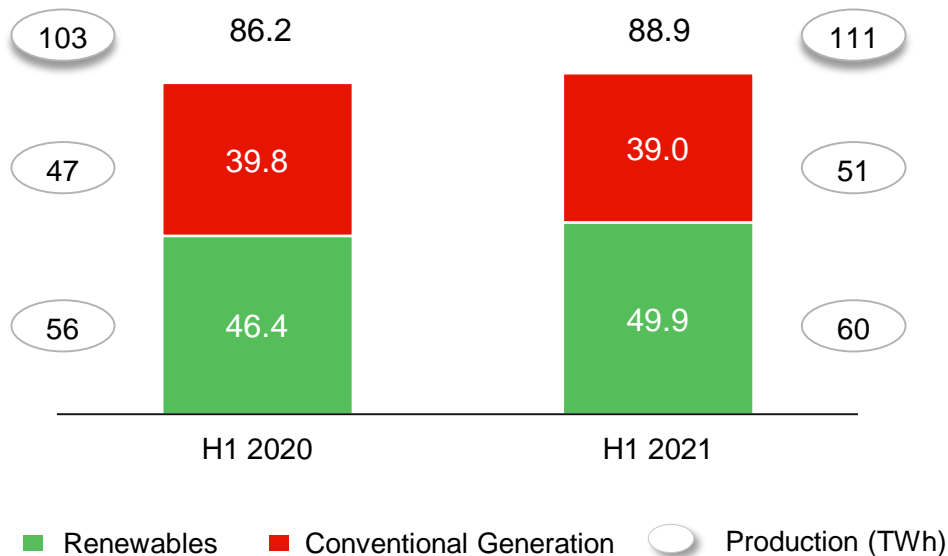




Global Power Generation

Operating data H1 2021

Installed capacity (GW) and production evolution¹



Emission free share of production^{1,2}



1. Rounded figures. Includes capacity and production from renewable managed assets.
 2. Considers nuclear + renewable (consolidated & managed).



Global Power Generation

Installed capacity & production at Group level

Installed capacity (MW)

Group	H1 2021	% Weight	H1 2020	% Weight	Δ yoy	2021 Add. Cap.
Hydro	27,836	32.5%	27,832	33.6%	0.0%	16
Wind	12,950	15.1%	10,661	12.9%	21.5%	580
Solar & Others	4,881	5.7%	3,519	4.3%	38.7%	982
Geothermal	913	1.1%	880	1.1%	3.7%	31
Total Renewables	46,580	54.5%	42,892	51.9%	8.6%	1,608
Nuclear	3,328	3.9%	3,318	4.0%	0.3%	-
Coal	8,904	10.4%	9,634	11.6%	-7.6%	1
CCGT	15,023	17.6%	15,004	18.1%	0.1%	16
Oil & Gas	11,700	13.7%	11,863	14.3%	-1.4%	-
Total Conventional Generation	38,954	45.5%	39,819	48.1%	-2.2%	17
Total consolidated capacity	85,534	100%	82,711	100%	3.4%	1,625
Managed capacity	3,325		3,465		-4.0%	
Total installed capacity	88,859		86,176		3.1%	

Production (GWh)

Group	H1 2021	% Weight	H1 2020	% Weight	Δ yoy	Quarter prod.
Hydro	30,136	28.5%	30,522	31.3%	-1.3%	14,798
Wind	17,945	17.0%	14,684	15.0%	22.2%	8,848
Solar & Others	3,647	3.4%	2,784	2.9%	31.0%	1,985
Geothermal	3,020	2.9%	3,107	3.2%	-2.8%	1,509
Total Renewables	54,748	51.7%	51,097	52.3%	7.1%	27,141
Nuclear	12,815	12.1%	12,672	13.0%	1.1%	5,906
Coal	5,803	5.5%	6,131	6.3%	-5.3%	2,771
CCGT	22,799	21.5%	19,002	19.5%	20.0%	11,965
Oil & Gas	9,654	9.1%	8,706	8.9%	10.9%	4,350
Total Conventional Generation	51,071	48.3%	46,511	47.7%	9.8%	24,992
Total consolidated production	105,819	100%	97,608	100%	8.4%	52,132
Managed production	5,049		5,061		-0.2%	
Total production	110,869		102,669		8.0%	



Global Power Generation

Consolidated capacity & production – Italy

Installed capacity (MW)

Italy	H1 2021	% Weight	H1 2020	% Weight	Δ yoy	2021 Add. Cap.
Hydro	12,432	47.0%	12,408	45.7%	0.2%	16
Wind	786	3.0%	772	2.8%	1.7%	14
Solar & Others	29	0.1%	28	0.1%	1.8%	-
Geothermal	772	2.9%	768	2.8%	0.5%	3
Total Renewables	14,019	53.0%	13,977	51.5%	0.3%	33
Coal	5,594	21.2%	6,206	22.9%	-9.9%	-
CCGT	4,583	17.3%	4,583	16.9%	0.0%	-
Oil & Gas	2,237	8.5%	2,389	8.8%	-6.4%	-
Total Conventional Generation	12,414	47.0%	13,178	48.5%	-5.8%	-
Total	26,433	100%	27,154	100%	-2.7%	33

Production (GWh)

Italy	H1 2021	% Weight	H1 2020	% Weight	Δ yoy	Quarter prod.
Hydro	9,226	42.4%	8,381	44.3%	10.1%	4,993
Wind	703	3.2%	683	3.6%	2.9%	297
Solar & Others	32	0.1%	29	0.2%	8.5%	17
Geothermal	2,725	12.5%	2,826	14.9%	-3.5%	1,370
Total Renewables	12,686	58.4%	11,919	63.0%	6.4%	6,676
Coal	4,015	18.5%	3,945	20.9%	1.8%	1,851
CCGT	4,840	22.3%	2,915	15.4%	66.1%	2,560
Oil & Gas	193	0.9%	136	0.7%	41.3%	109
Total Conventional Generation	9,047	41.6%	6,996	37.0%	29.3%	4,519
Total	21,734	100%	18,915	100%	14.9%	11,195



Global Power Generation

Consolidated capacity & production – Iberia

Installed capacity (MW)	Iberia	H1 2021	% Weight	H1 2020	% Weight	Δ yoy	2021 Add. Cap.
	Hydro	4,747	21.9%	4,748	22.3%	0.0%	0
	Wind	2,422	11.2%	2,305	10.8%	5.1%	-
	Solar & Others	625	2.9%	352	1.7%	77.5%	15
	Total Renewables	7,795	36.0%	7,405	34.8%	5.3%	15
	Nuclear	3,328	15.4%	3,318	15.6%	0.3%	-
	Coal	2,764	12.8%	2,764	13.0%	0.0%	-
	CCGT	5,445	25.1%	5,445	25.6%	0.0%	-
	Oil & Gas	2,334	10.8%	2,334	11.0%	0.0%	-
	Total Conventional Generation	13,871	64.0%	13,861	65.2%	0.1%	-
Total	21,666	100%	21,266	100%	1.9%	15	

Production (GWh)	Iberia	H1 2021	% Weight	H1 2020	% Weight	Δ yoy	Quarter prod.
	Hydro	3,704	13.4%	4,714	17.1%	-21.4%	1,347
	Wind	2,983	10.8%	2,424	8.8%	23.1%	1,129
	Solar & Others	495	1.8%	259	0.9%	91.1%	346
	Total Renewables	7,182	26.0%	7,397	26.8%	-2.9%	2,822
	Nuclear	12,815	46.4%	12,672	46.0%	1.1%	5,906
	Coal	430	1.6%	655	2.4%	-34.3%	217
	CCGT	5,414	19.6%	4,809	17.4%	12.6%	3,062
	Oil & Gas	1,752	6.3%	2,042	7.4%	-14.2%	785
	Total Conventional Generation	20,411	74.0%	20,178	73.2%	1.2%	9,970
Total	27,592	100%	27,575	100.0%	0.1%	12,792	



Global Power Generation

Consolidated capacity & production – Latin America

Installed capacity (MW)	Latin America	H1 2021	% Weight	H1 2020	% Weight	Δ yoy	2021 Add. Cap.
	Hydro	10,585	47.1%	10,580	49.5%	0.1%	-
	Wind	2,402	10.7%	1,556	7.3%	54.4%	273
	Solar & Others	2,020	9.0%	1,676	7.8%	20.5%	219
	Geothermal	69	0.3%	41	0.2%	69.0%	28
	Total Renewables	15,076	67.1%	13,852	64.8%	8.8%	521
	Coal	546	2.4%	664	3.1%	-17.8%	1
	CCGT	4,165	18.5%	4,168	19.5%	-0.1%	-
	Oil & Gas	2,682	11.9%	2,693	12.6%	-0.4%	-
	Total Conventional Generation	7,393	32.9%	7,525	35.2%	-1.8%	1
Total	22,469	100.0%	21,377	100%	5.1%	522	

Production (GWh)	Latin America	H1 2021	% Weight	H1 2020	% Weight	Δ yoy	Quarter prod.
	Hydro	17,123	49.4%	17,321	53.5%	-1.1%	8,430
	Wind	4,005	11.5%	2,532	7.8%	58.2%	2,342
	Solar & Others	1,534	4.4%	1,382	4.3%	11.0%	756
	Geothermal	133	0.4%	118	0.4%	12.4%	70
	Total Renewables	22,794	65.7%	21,353	66.0%	6.7%	11,598
	Coal	1,359	3.9%	1,531	4.7%	-11.3%	703
	CCGT	9,507	27.4%	8,745	27.0%	8.7%	4,977
	Oil & Gas	1,026	3.0%	732	2.3%	40.1%	615
	Total Conventional Generation	11,891	34.3%	11,008	34.0%	8.0%	6,294
Total	34,686	100.0%	32,362	100.0%	7.2%	17,893	



Global Power Generation

Consolidated capacity & production – Rest of Europe

Installed capacity (MW)	Rest of Europe	H1 2021	% Weight	H1 2020	% Weight	Δ yoy	2021 Add. Cap.
	Hydro	19	0.3%	19	0.3%	-0.2%	-
	Wind	956	15.0%	895	14.2%	6.9%	-
	Solar & Others	130	2.0%	123	2.0%	5.1%	6
	Total Renewables	1,105	17.3%	1,037	16.5%	6.6%	6
	CCGT	829	13.0%	809	12.9%	2.6%	16
	Oil & Gas	4,447	69.7%	4,447	70.7%	0.0%	-
	Total Conventional Generation	5,276	82.7%	5,255	83.5%	0.4%	16
	Total	6,381	100%	6,293	100%	1.4%	22

Production (GWh)	Rest of Europe	H1 2021	% Weight	H1 2020	% Weight	Δ yoy	Quarter prod.
	Hydro	27	0.3%	17	0.2%	62.0%	6
	Wind	1,034	9.5%	1,073	11.3%	-3.7%	431
	Solar & Others	87	0.8%	84	0.9%	3.2%	55
	Total Renewables	1,148	10.6%	1,174	12.4%	-2.3%	492
	CCGT	3,038	27.9%	2,532	26.6%	20.0%	1,366
	Oil & Gas	6,684	61.5%	5,796	61.0%	15.3%	2,842
	Total Conventional Generation	9,721	89.4%	8,328	87.6%	16.7%	4,208
	Total	10,869	100%	9,503	100%	14.4%	4,700



Global Power Generation

Consolidated capacity & production – Rest of the World

Installed capacity (MW)

North America	H1 2021	% Weight	H1 2020	% Weight	Δ yoy	2021 Add. Cap.
Hydro	53	0.7%	77	1.3%	-31.9%	-
Wind	5,572	78.4%	4,696	81.1%	18.7%	-
Solar & Others	1,410	19.8%	948	16.4%	48.8%	465
Geothermal	72	1.0%	72	1.2%	0.0%	-
Total	7,106	100%	5,792	100%	22.7%	465

Africa, Asia & Oceania	H1 2021	% Weight	H1 2020	% Weight	Δ yoy	2021 Add. Cap.
Wind	812	54.9%	437	52.8%	85.6%	293
Solar & Others	667	45.1%	392	47.2%	70.2%	275
Total	1,479	100%	829	100%	78.3%	568

Production (GWh)

North America	H1 2021	% Weight	H1 2020	% Weight	Δ yoy	Quarter prod.
Hydro	56	0.6%	90	1.1%	-38.0%	23
Wind	8,641	88.2%	7,550	88.5%	14.4%	4,321
Solar & Others	937	9.6%	728	8.5%	28.8%	561
Geothermal	162	1.7%	163	2%	-0.5%	69
Total	9,796	100%	8,531	100%	14.8%	4,974

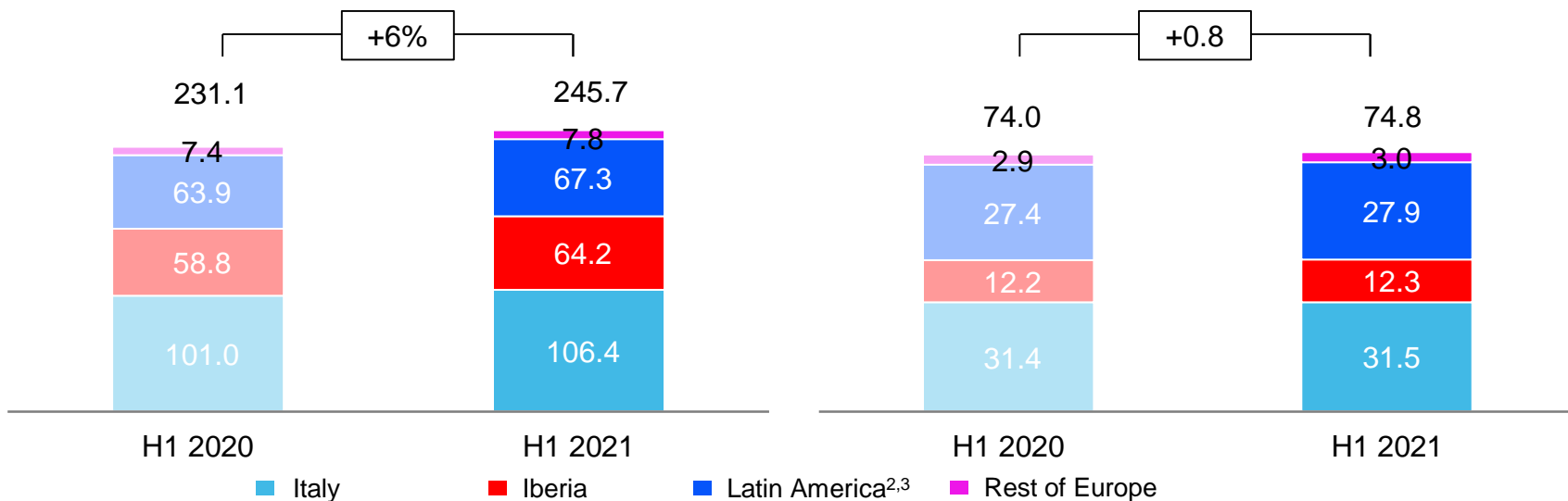
Africa, Asia & Oceania	H1 2021	% Weight	H1 2020	% Weight	Δ yoy	Quarter prod.
Wind	580	50.8%	421	58.2%	37.7%	330
Solar & Others	562	49.2%	302	41.8%	86.3%	249
Total	1,142	100%	723	100%	58.0%	579

Global Infrastructure & Networks

Operating data H1 2021

Electricity distributed (TWh)¹

End users (mn)¹



1. 2020 restated figures.

2. Latin America breakdown – H1 2021: Argentina 8.2 TWh, Brazil: 40 TWh, Chile: 8 TWh, Colombia: 7 TWh and Peru: 4.1 TWh. H1 2020: Argentina: 8.1 TWh, Brazil: 37.6 TWh, Chile: 7.8 TWh, Colombia: 6.7 TWh and Peru: 3.7 TWh.

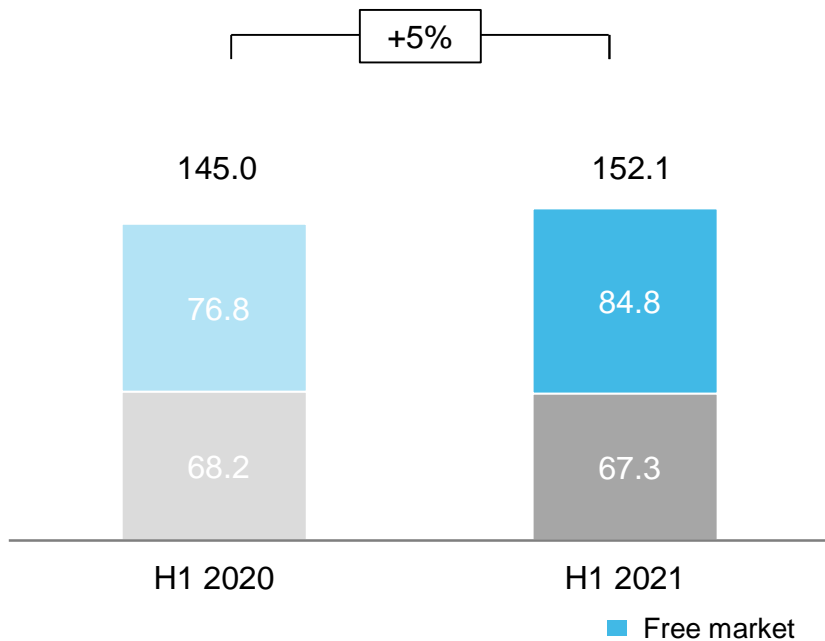
3. Latin America breakdown – H1 2021: Argentina 2.5 mn, Brazil: 18.3 mn, Chile: 2.0 mn, Colombia: 3.7 mn and Peru: 1.5 mn. H1 2020: Argentina: 2.5 mn, Brazil: 17.9 mn, Chile: 2.0 mn, Colombia: 3.6 mn and Peru: 1.4 mn.



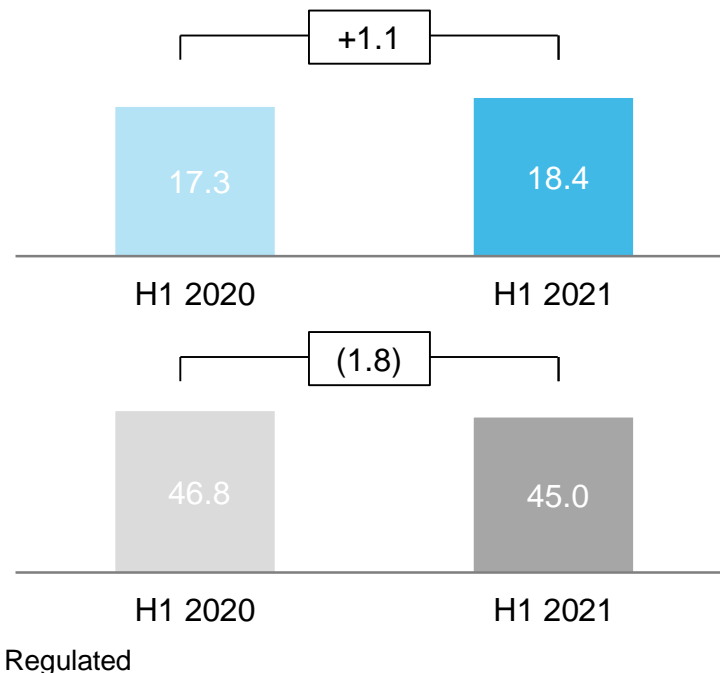
Retail at Group level

Operating data H1 2021

Energy sold (TWh)



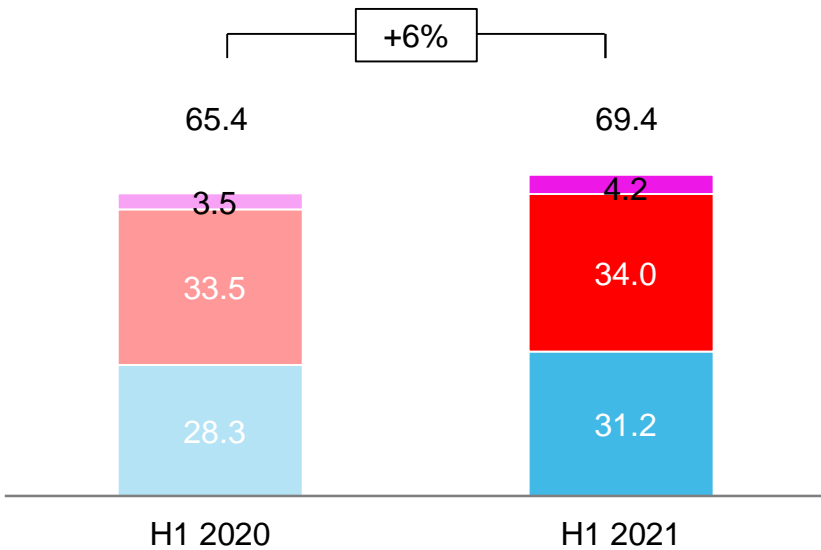
Power customers (mn)



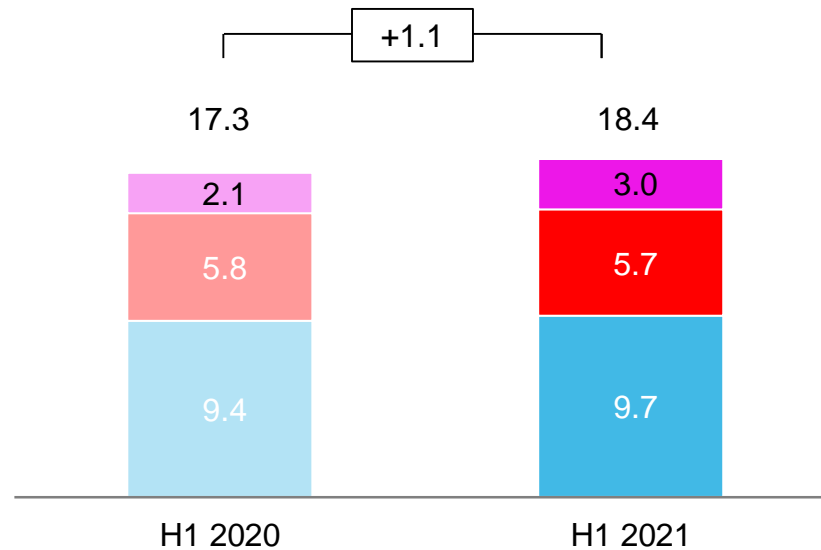
Retail – Free power markets, Europe

Operating data H1 2021

Energy sold (TWh)



Power customers (mn)



Italy

Iberia

Rest of Europe¹

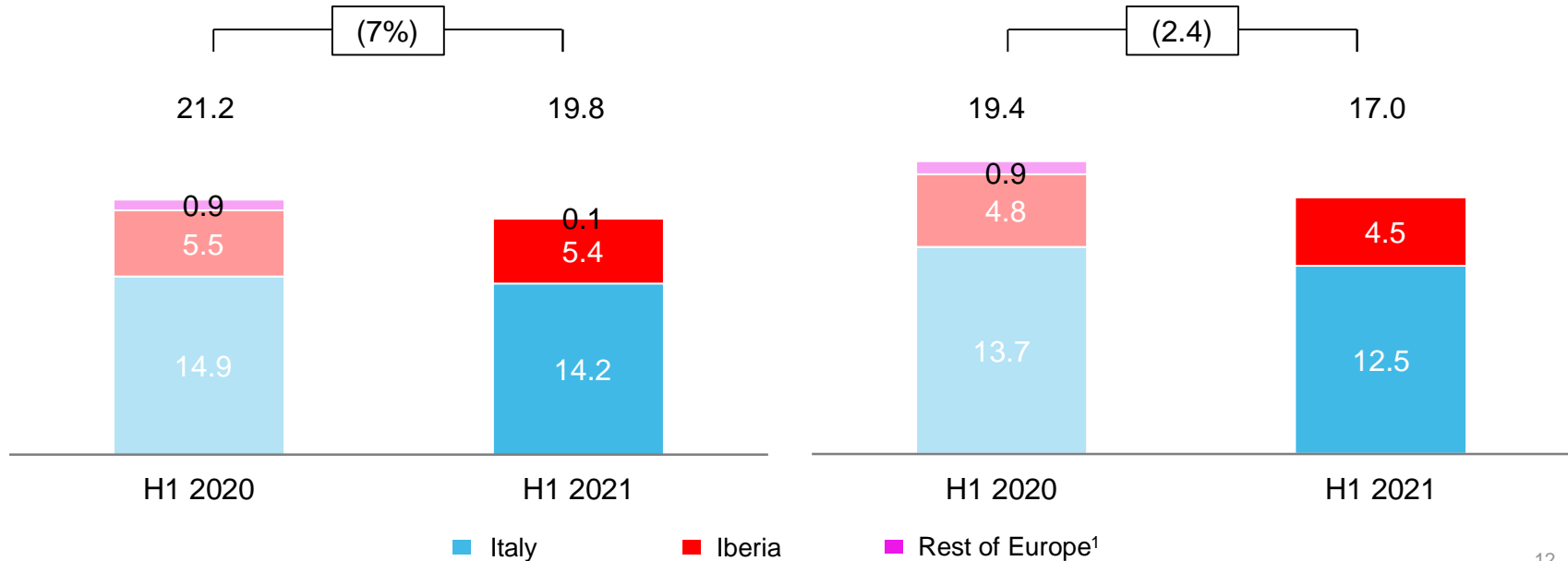
1. Market liberalization in Romania in 2021.

Retail – Regulated power markets, Europe

Operating data H1 2021

Energy sold (TWh)

Power customers (mn)



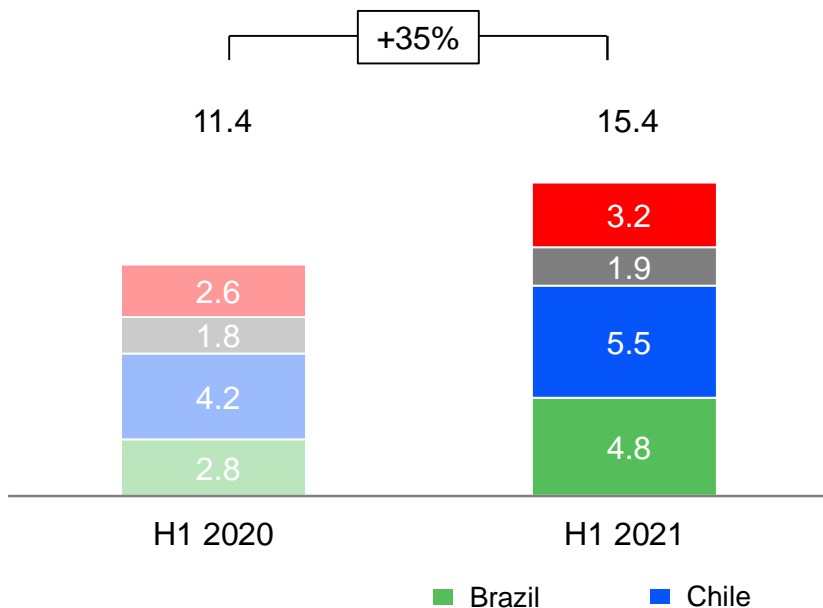
1. Market liberalization in Romania in 2021.



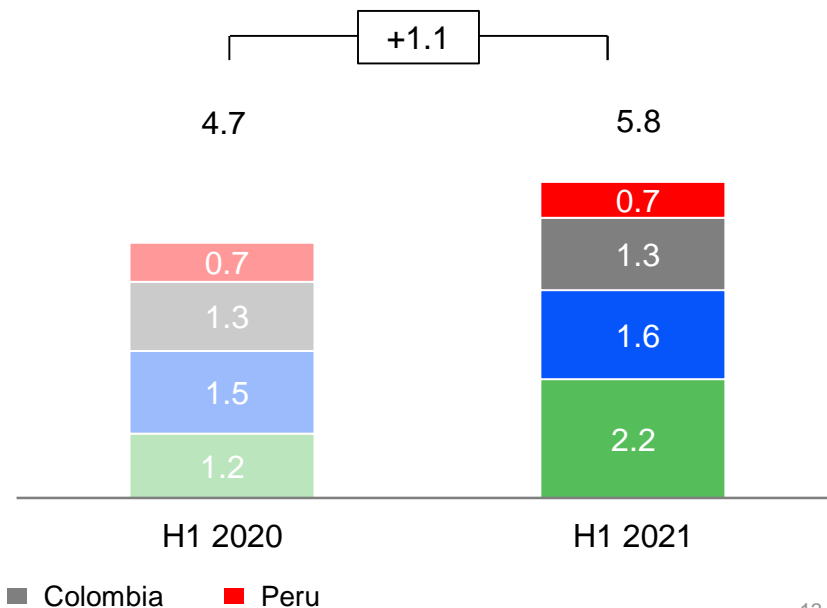
Retail – Free power markets, Latin America

Operating data H1 2021

Energy sold (TWh)



Power customers (000')



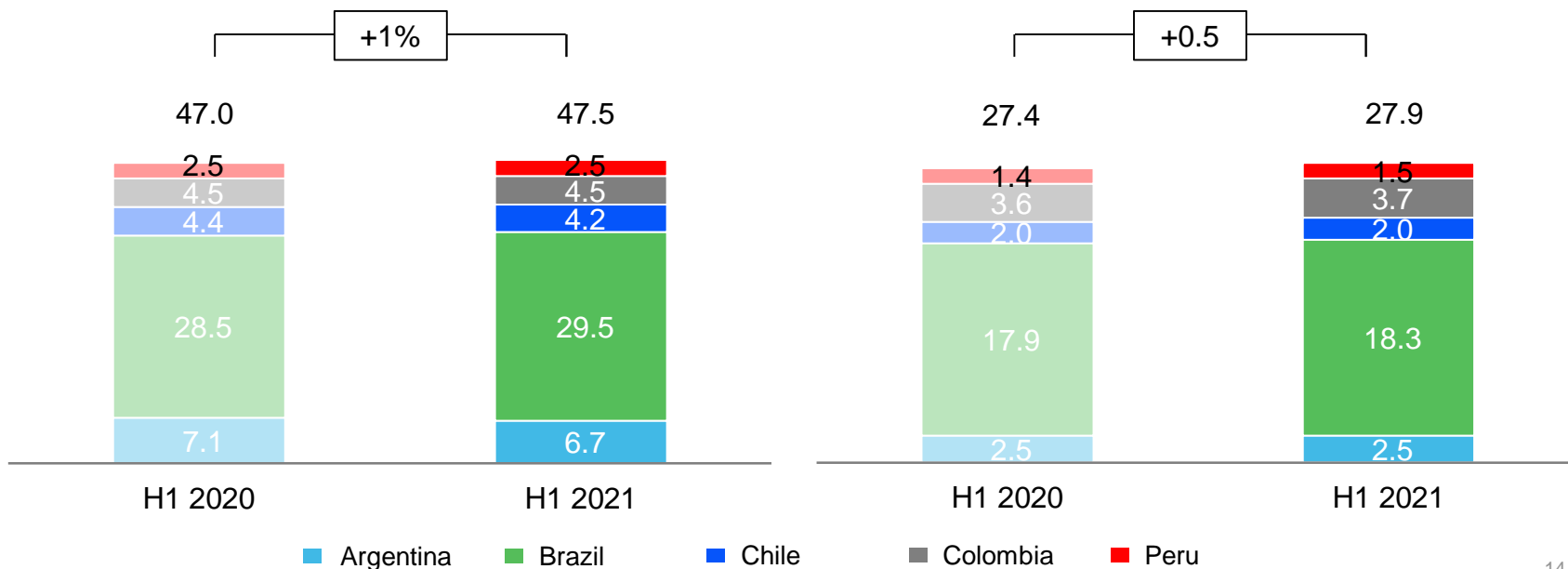


Retail – Regulated power markets, Latin America

Operating data H1 2021

Energy sold (TWh)

Power customers (mn)

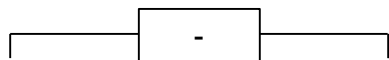




Retail – Gas market

Operating data H1 2021

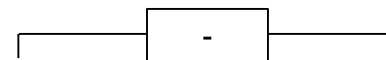
Gas sold (bmc)¹



H1 2020

H1 2021

Gas customers (mn)²



H1 2020

H1 2021

1. H1 2021: Italy: 2.5 bmc, Iberia: 2.8 bmc, Rest of Europe 0.08 bmc, Latin America 0.08 bmc; H1 2020: Italy: 2.7 bmc, Iberia: 2.6 bmc, Rest of Europe 0.06 bmc, Latin America 0.08 bmc.

2. H1 2021: Italy: 4.1 mn, Iberia: 1.7 mn, Rest of Europe 0.08 mn; H1 2020: Italy: 4.1 mn, Iberia: 1.7 mn, Rest of Europe 0.05 mn.

Disclaimer



The information contained in this presentation does not purport to be comprehensive and has not been independently verified by any independent third party.

This presentation does not constitute a recommendation regarding the securities of the Company. This presentation does not contain an offer to sell or a solicitation of any offer to buy any securities issued by Enel S.p.A. or any of its subsidiaries.

Quarterly bulletin H1 2021

Contact us



Monica Girardi

Head of Group Investor Relations

Investor Relations team

Federico Baroncelli

Serena Carioti

Federica Dori

Matteo Marengon

Federica Pozzi

Fabrizio Ragnacci

Noemi Tomassi

Emanuele Toppi



Contacts

Email investor.relations@enel.com

Phone +39 06 8305 7975

Investor Relations App



iOS



Android



Channels



Website
Enel.com

Fine Comunicato n.0116-63

Numero di Pagine: 21