

VERBALE
DELL'ASSEMBLEA DEGLI AZIONISTI TENUTASI IL
28 OTTOBRE 2021

Il giorno 28 (ventotto) ottobre 2021 (duemilaventuno) in Milano, Piazzetta Cuccia 1, alle ore 10, si aprono i lavori in parte ordinaria dell'Assemblea degli azionisti di **MEDIOBANCA - Banca di Credito Finanziario Società per Azioni**.

A norma dell'art. 9 dello Statuto Sociale presiede l'Assemblea, nella sua qualità di Presidente del Consiglio di Amministrazione, il dott. **Renato Pagliaro**; funge da segretario il notaio prof. **Carlo Marchetti**.

In apertura dei lavori, il Presidente rende le seguenti dichiarazioni:

- ai sensi dell'art. 106 del D.L. 17 marzo 2020 nr. 18 (i cui effetti sono ulteriormente prorogati fino al 31 dicembre p.v.), la Società si è avvalsa della facoltà di prevedere che l'intervento in assemblea si svolga esclusivamente tramite il rappresentante designato ex art. 135-undecies del TUF, individuato nello Studio Legale Trevisan & Associati in persona dell'Avvocato Dario Trevisan, qui presente (il "**Rappresentante Designato**");
- l'avviso di convocazione dell'Assemblea è stato pubblicato in data 24 settembre 2021, integralmente, in conformità all'art. 125-bis del TUF, sul sito internet della Società e presso il meccanismo di stoccaggio autorizzato www.emarketstorage.com, e, per estratto, sui quotidiani il Sole 24 Ore, Il Corriere della Sera e MF/Milano Finanza in data 24 settembre 2021, con il seguente

ORDINE DEL GIORNO

Parte ordinaria

1. *Bilancio al 30 giugno 2021, relazione del Consiglio di Amministrazione e della Società di Revisione; Relazione del Collegio Sindacale:*
 - a. *approvazione del bilancio al 30 giugno 2021;*
 - b. *destinazione dell'utile d'esercizio.*
2. *Autorizzazione all'acquisto e all'alienazione di azioni proprie.*
3. *Remunerazioni:*
 - a. *relazione sulla politica in materia di remunerazione e sui compensi corrisposti: Sezione I - Politica di remunerazione ed incentivazione del Gruppo Mediobanca 2021-2022;*
 - b. *relazione sulla politica in materia di remunerazione e sui compensi corrisposti: deliberazione non vincolante sulla Sezione II - Informativa sui compensi corrisposti nell'esercizio 2021-2022;*
 - c. *politica in caso di cessazione dalla carica o risoluzione del rapporto di lavoro;*
 - d. *sistema di incentivazione 2022 basato su strumenti finanziari - Performance Shares: revoca parziale del Piano quinquennale di incentivazione 2021-2025 e nuovo Piano annuale.*
4. *Polizza assicurativa responsabilità civile a favore dei componenti gli organi sociali delle società del Gruppo.*

Parte straordinaria

(omissis);

- lo scorso 28 settembre il socio Delfin S.à r.l., titolare di una partecipazione pari al 18,9% del capitale, ha chiesto, ai sensi dell'art. 126-bis, primo comma, del TUF, l'integrazione dell'Ordine del Giorno dell'Assemblea in parte Straordinaria con l'aggiunta del seguente punto: "Modifiche all'articolo 15, commi 4, 9, e 15, all'articolo 18, comma 4, e all'articolo 23, comma 3, dello statuto sociale; deliberazioni inerenti e conseguenti". A corredo di tale richiesta, Delfin ha predisposto, in conformità all'art. 126-bis, quarto comma, del TUF, una relazione e una proposta di delibera messe a disposizione del pubblico dal Consiglio di Amministrazione nei termini e con le modalità previste dalla legge. L'8 ottobre successivo il Consiglio di Amministrazione ha accolto la richiesta, ritenuta legittima e conforme alle previsioni di legge, formulando peraltro una proposta di delibera alternativa. Lo stesso 8 ottobre Delfin S.à r.l. ha comunicato di voler ritirare la propria proposta di delibera chiedendo di mettere ai voti unicamente le proposte del Consiglio, che il socio, per quanto occorra, ha dichiarato di voler far proprie.

Nel termine dell'8 ottobre, indicato nell'avviso di convocazione, non sono pervenute proposte di delibera sui punti all'Ordine del Giorno;

- l'integrazione dell'avviso di convocazione dell'Assemblea è stata pubblicata in data 8 ottobre 2021, in conformità all'art. 125-bis del TUF, sul sito internet della Società e presso il meccanismo di stoccaggio autorizzato www.emarketstorage.com, e, in data 9 ottobre 2021, sui quotidiani il Sole 24 Ore, Il Corriere della Sera e MF/Milano Finanza;

- sono stati espletati gli adempimenti relativi all'informativa verso il pubblico e gli organi di vigilanza. La documentazione relativa all'odierna Assemblea è rimasta depositata presso la sede sociale, sul sito di stoccaggio (www.emarketstorage.com) e sul sito internet nei termini previsti dalla normativa;

- sono presenti alla riunione, per il Consiglio di Amministrazione, oltre al Presidente, i Consiglieri Alberto Nagel, Francesco Saverio Vinci, Virginie Banet, Laura Cioli, Maurizio Costa, Valerie Hortefeux; sono collegati in videoconferenza i Consiglieri Maurizia Angelo Comneno, Maurizio Carfagna, Angela Gamba, Alberto Lupoi e Elisabetta Magistretti; per il Collegio Sindacale è presente Francesco Di Carlo; sono collegati in videoconferenza Elena Pagnoni e Ambrogio Virgilio; per il Rappresentante Designato Studio Legale Trevisan & Associati: Avvocato Dario Trevisan;

- l'elenco nominativo dei partecipanti per delega, completo di tutti i dati richiesti dalla Consob, verrà allegato al verbale dell'odierna Assemblea quale parte integrante del medesimo; da tale elenco sarà possibile ricavare i nominativi dei soci e il voto da loro espresso alle deliberazioni che verranno proposte; con il supporto di Spafid S.p.A., società incaricata di coadiuvare la Presidenza nelle operazioni di registrazione dei partecipanti all'Assemblea, per il tramite del Rappresentante designato è stata effettuata la verifica della rispondenza delle deleghe al disposto dell'art. 2372 del

codice civile e degli artt. 135-novies e 135-undecies e seguenti del D.Lgs. 58/1998 ed è stata accertata la legittimazione dei partecipanti per l'intervento ed il diritto di voto in assemblea;

- il capitale sociale di Mediobanca, sottoscritto e versato, è pari a Euro 443.640.006,50, rappresentato da n. 887.280.013 azioni prive del valore nominale;
- la Società, alla record date del 19 ottobre scorso, possiede complessive n. 24.910.107 azioni proprie, pari a circa il 2,8% del capitale sociale;
- non risulta siano state effettuate sollecitazioni di deleghe di voto ai sensi dell'art. 136 e seguenti del D.Lgs. n. 58/1998;
- secondo le risultanze del libro soci, integrate dalle comunicazioni ricevute, i seguenti soci risultano partecipare direttamente o tramite controllate, in misura superiore al 3% del capitale: Leonardo Del Vecchio (Partecipazione indiretta), 167.661.539 azioni, 18,90%; Gruppo BlackRock (BlackRock Inc. (NY) attraverso 15 società controllate di gestione del risparmio di cui al mod. 120 b del 6 agosto 2020, di cui lo 0,69% partecipazione potenziale e lo 0,13% altre posizioni lunghe con regolamento in contanti), 35.263.467 azioni, 3,98%; Gruppo Mediolanum, 29.095.110 azioni, 3,28%; FG Caltagirone (Partecipazione indiretta, a cui si aggiunge una partecipazione potenziale segnalata il 20/8/2021 pari a circa 2,0% del capitale (mod. 120 B – opzione “put” con scadenza 17/09/2021)) 27.000.000 azioni, 3,04%;
- esiste un Accordo di consultazione tra soci Mediobanca, depositato presso il Registro Imprese di Milano nonché disponibile sul sito internet, titolare di una percentuale complessiva pari a circa il 12,08% (la cui composizione è riportata nella tabella allegata sotto "A1"); l'elenco dei soci partecipanti (con l'indicazione delle azioni da ciascuno possedute e con il dettaglio delle votazioni) è pubblico ed è riportato nel documento allegato al presente verbale sotto "A2";
- il Rappresentante Designato è invitato a rendere ogni dichiarazione richiesta dalla legge, anche in tema di carenza di legittimazione al voto. Lo stesso ha dichiarato l'insussistenza di carenze di legittimazione al voto ai sensi di legge e di Statuto;
- dal momento che la documentazione inerente tutti i punti all'ordine del giorno è stata oggetto degli adempimenti pubblicitari sopra ricordati, anche in conformità alla prassi seguita nelle precedenti assemblee, ne verrà omessa per tutti i punti la lettura dei documenti di riferimento, limitandosi alle proposte di delibera;
- prima dell'odierna assemblea, nei termini stabiliti, sono pervenute domande ai sensi dell'art. 127 ter del TUF dai soci Bava, Marcon e Marino; le relative risposte sono state pubblicate sul sito internet di Mediobanca lo scorso 26 ottobre e allegate al presente verbale sotto "B";
- le votazioni dell'odierna Assemblea saranno comunicate dal Rappresentante Designato sulla base delle istruzioni di voto ricevute;
- il Rappresentante Designato ha consegnato alla Presidenza gli interventi scritti ricevuti da parte di alcuni soci sui punti all'ordine del giorno della presente assemblea, che vengono in unico fascicolo allegati al presente verbale sotto "C".

* * *

Quanto sopra richiamato, su richiesta del Presidente, il **Rappresentante Designato** comunica che gli intervenuti per delega presenti all'apertura dell'assemblea in parte ordinaria risultano essere 1.482 per complessive n. 620.998.326 azioni, rappresentanti il 69,99% del capitale sociale.

Il **Presidente** constata che l'Assemblea in sede ordinaria è regolarmente costituita in unica convocazione. Passa quindi alla trattazione del primo punto all'ordine del giorno di parte ordinaria (*Bilancio d'esercizio*) e dà lettura delle proposte di delibera come infra trascritte, informando che per la revisione dei bilanci civilistico e consolidato PricewaterhouseCoopers ha impiegato rispettivamente n. 6.002 ore e n. 3.177 ore a fronte di onorari per € 244.630 e a € 103.050.

Su invito del Presidente, il **Presidente del Collegio Sindacale** dà a sua volta lettura delle conclusioni della Relazione del Collegio all'Assemblea ai sensi dell'art. 153 del D.Lgs. 58/98, qui riprodotte:

“Il Collegio Sindacale, fermo restando gli specifici compiti e competenze spettanti alla Società di Revisione in tema di controllo della contabilità e di verifica dell'attendibilità del bilancio di esercizio, non ha osservazioni da formulare all'Assemblea, ai sensi dell'art. 153 del T.U.F., in merito all'approvazione del bilancio dell'esercizio al 30 giugno 2021, accompagnato dalla Relazione sulla gestione come presentato dal Consiglio di Amministrazione e alla proposta di destinazione dell'utile d'esercizio.”

Il **Rappresentante Designato** dichiara di non aver ricevuto ulteriori proposte, dichiarazioni, e/o domande per conto degli aventi diritto rappresentati in relazione a tale punto all'Ordine del Giorno. Il **Presidente**, nessuno intervenendo, pone quindi in votazione (alle ore 10,10), mediante comunicazione, da parte del Rappresentante Designato, dei voti dallo stesso espressi sulla base delle istruzioni di voto ricevute, **quanto all'approvazione del bilancio**, la proposta di cui è stata data lettura e di seguito trascritta:

Signori Azionisti,

l'esercizio è chiuso con un utile netto di € 578.366.244,96 da destinare per:

€ 4.656,60 alla Riserva legale, che ammonterebbe così a € 88.728.001,30, pari al 20% del capitale;

€ 57.831.967,90 alla Riserva statutaria;

€ 520.529.620,46 Utile residuo

Vi proponiamo di distribuire un dividendo di € 0,66 a ciascuna delle n. 862.369.906 azioni aventi diritto, tenuto conto della redistribuzione di quanto di spettanza delle azioni proprie, per un importo complessivo di € 569.164.137,96, composto dall'utile residuo e da € 48.634.517,50 tratti dalla Riserva Statutaria, come dal prospetto di seguito prodotto.

Si precisa che l'importo unitario del dividendo rimarrà invariato anche nel caso in cui la Banca dovesse detenere, alla record date, ulteriori azioni proprie. In tale evenienza, l'importo complessivo dell'utile distribuito dovrà intendersi correlativamente ridotto, con imputazione della differenza a Riserva Statutaria.

Siete, quindi, inviati ad approvare:

- il bilancio d'esercizio al 30 giugno 2021 comprensivo di stato patrimoniale, conto economico e nota integrativa,

- la seguente proposta di destinazione dell'utile:

Utile netto d'esercizio	€ 578.366.244,96
Alla Riserva legale	€ 4.656,60
Alla Riserva statutaria	€ 57.831.967,90
Utile residuo	€ 520.529.620,46
Da Riserva statutaria	€ 48.634.517,50
Dividendo di € 0,66 a n. 862.369.906 azioni	€ 569.164.137,96

Il dividendo di € 0,66 per azione verrà messo in pagamento dal prossimo 24 novembre (data stacco 22 novembre e record date 23 novembre).

L'Assemblea approva a maggioranza.

Azioni presenti in assemblea all'apertura della votazione n. 620.998.326 azioni, rappresentanti il 69,99% delle n. 887.280.013 di azioni costituenti il capitale sociale.

N. 620.655.752 azioni favorevoli.

N. 10 azioni contrarie.

N. 342.564 azioni astenute.

N. 0 azioni non votanti.

Il tutto come da dettagli allegati.

Il Presidente proclama il risultato, precisando che l'indicazione nominativa dei soci votanti favorevoli, contrari e astenuti, con i relativi quantitativi azionari, risulterà dall'elenco dei presenti che sarà allegato al verbale assembleare.

Il **Presidente**, nessuno intervenendo, pone quindi in votazione (alle ore 10,12), mediante comunicazione, da parte del Rappresentante Designato, dei voti dallo stesso espressi sulla base delle istruzioni di voto ricevute, **quanto alla destinazione dell'utile**, la proposta di cui è stata data lettura e sopra trascritta.

L'Assemblea approva a maggioranza.

Azioni presenti in assemblea all'apertura della votazione n. 620.998.326 azioni, rappresentanti il 69,99% delle n. 887.280.013 di azioni costituenti il capitale sociale.

N. 620.433.445 azioni favorevoli.

N. 385.191 azioni contrarie.

N. 179.690 azioni astenute.

N. 0 azioni non votanti.

Il tutto come da dettagli allegati.

Il Presidente proclama il risultato, precisando che l'indicazione nominativa dei soci votanti favorevoli, contrari e astenuti, con i relativi quantitativi azionari, risulterà dall'elenco dei presenti che sarà allegato al verbale assembleare.

* * *

Il **Presidente** passa alla trattazione del secondo punto all'ordine del giorno di parte ordinaria (*Autorizzazione all'acquisto e all'alienazione di azioni proprie*) e dà lettura delle proposte di delibera come infra trascritte.

Il **Rappresentante Designato** dichiara di non aver ricevuto ulteriori proposte, dichiarazioni, e/o domande per conto degli aventi diritto rappresentati in relazione a tale punto all'Ordine del Giorno.

Il **Presidente**, nessuno intervenendo, pone quindi in votazione (alle ore 10,14), mediante comunicazione, da parte del Rappresentante Designato, dei voti dallo stesso espressi sulla base delle istruzioni di voto ricevute, la proposta di cui è stata data lettura e di seguito trascritta:

L'Assemblea ordinaria degli azionisti di Mediobanca, vista la Relazione del Consiglio di Amministrazione, visti in particolare gli articoli 2357 e 2357-ter del codice civile, l'art. 132 del Decreto Legislativo 58/1998 e l'art. 144-bis del Regolamento CONSOB 11971/99, delibera di:

1) autorizzare sino al primo tra i seguenti termini: (a) 18 mesi a far data dalla delibera assembleare e (b) 12 mesi dalla data dell'autorizzazione BCE, l'acquisto di azioni ordinarie emesse dalla Società - previo ottenimento dell'autorizzazione dell'Autorità di Vigilanza ai sensi degli articoli 77-78 del Regolamento (UE) n. 575/2013 (CRR) del 26 giugno 2013 modificato dal Regolamento (UE) 2019/876 del 20 maggio 2019 - e l'utilizzo delle stesse, senza limiti o vincoli temporali i) mediante vendita, sul mercato e "fuori mercato" (OTC); ii) nell'ambito di eventuali operazioni straordinarie ivi incluse, a titolo esemplificativo e non esaustivo, operazioni di scambio, permuta, conferimento, ovvero a servizio di operazioni sul capitale o altre operazioni societarie e/o finanziarie; iii) per assegnazione a favore del personale del Gruppo Mediobanca, in esecuzione di piani di compensi, esistenti e futuri, basati su strumenti finanziari, deliberati dal Consiglio di Amministrazione;

2) conferire al Consiglio di Amministrazione e per esso all'Amministratore Delegato e al Direttore Generale, anche disgiuntamente tra loro, i poteri per dare corso agli atti di acquisto e di alienazione delle azioni come sopra autorizzati e così, a titolo esemplificativo, per:

- stabilire modalità, tempi e tutti i termini esecutivi ed accessori degli acquisti e delle alienazioni delle azioni proprie;

- *compiere tutti gli atti, adempimenti e formalità, necessari all'attuazione della presente delibera;*

3) *conferire all'Amministratore Delegato e al Direttore Generale, anche disgiuntamente fra loro, i più ampi poteri per introdurre nella presente deliberazione le eventuali modificazioni, variazioni o aggiunte che risultassero necessarie per l'adeguamento ad eventuali sopravvenuti modifiche normative o indicazioni degli Enti Regolatori e/o Autorità di Vigilanza.*

L'Assemblea approva a maggioranza.

Azioni presenti in assemblea all'apertura della votazione n. 620.998.326 azioni, rappresentanti il 69,99% delle n. 887.280.013 di azioni costituenti il capitale sociale.

N. 620.373.565 azioni favorevoli.

N. 623.727 azioni contrarie.

N. 1.034 azioni astenute.

N. 0 azioni non votanti.

Il tutto come da dettagli allegati.

Il Presidente proclama il risultato, precisando che l'indicazione nominativa dei soci votanti favorevoli, contrari e astenuti, con i relativi quantitativi azionari, risulterà dall'elenco dei presenti che sarà allegato al verbale assembleare.

* * *

Il **Presidente** passa alla trattazione del terzo punto all'ordine del giorno di parte ordinaria in materia di remunerazioni e dà lettura delle proposte di delibera come infra trascritte.

Il **Rappresentante Designato** dichiara di non aver ricevuto ulteriori proposte, dichiarazioni, e/o domande per conto degli aventi diritto rappresentati in relazione a tale punto all'Ordine del Giorno.

Il **Presidente**, nessuno intervenendo, pone quindi in votazione (alle ore 10,16), mediante comunicazione, da parte del Rappresentante Designato, dei voti dallo stesso espressi sulla base delle istruzioni di voto ricevute, la **prima proposta** (*Relazione sulla politica in materia di remunerazione e sui compensi corrisposti: Sezione I - Politica di remunerazione ed incentivazione del Gruppo Mediobanca 2021-2022*) di cui è stata data lettura e di seguito trascritta:

L'Assemblea

vista la Relazione del Consiglio di Amministrazione sulla Politica in materia di remunerazione e sui compensi corrisposti

DELIBERA

- *l'approvazione della politica di remunerazione del personale del Gruppo Mediobanca 2021/2022 di cui alla sezione 1 della Relazione del Consiglio di Amministrazione, incluse le previsioni di cui al punto "Limiti alla remunerazione variabile";*

- *di conferire al Consiglio di Amministrazione e per esso all'Amministratore Delegato e/o al Direttore Generale ogni più ampio potere per compiere tutti gli atti, adempimenti e formalità*

necessari alla attuazione della delibera precedente e così anche il potere di apportare alle nuove politiche di remunerazione del personale ogni modifica che si rendesse necessaria in adeguamento alla normativa, anche regolamentare, di volta in volta vigente.

L'Assemblea approva a maggioranza di oltre i 2/3 del capitale rappresentato in Assemblea.

Azioni presenti in assemblea all'apertura della votazione n. 614.439.629 azioni, rappresentanti il 69,25% delle n. 887.280.013 di azioni costituenti il capitale sociale.

N. 431.756.890 azioni favorevoli.

N. 182.223.323 azioni contrarie.

N. 459.416 azioni astenute.

N. 0 azioni non votanti.

Il tutto come da dettagli allegati.

Il Presidente proclama il risultato, precisando che l'indicazione nominativa dei soci votanti favorevoli, contrari e astenuti, con i relativi quantitativi azionari, risulterà dall'elenco dei presenti che sarà allegato al verbale assembleare.

Il **Presidente**, nessuno intervenendo, pone quindi in votazione (alle ore 10,18), mediante comunicazione, da parte del Rappresentante Designato, dei voti dallo stesso espressi sulla base delle istruzioni di voto ricevute, la **seconda proposta (non vincolante)** (*Relazione sulla politica in materia di remunerazione e sui compensi corrisposti: deliberazione non vincolante sulla Sezione II - Informativa sui compensi corrisposti nell'esercizio 2020-2021*) di cui è stata data lettura e di seguito trascritta:

L'Assemblea

vista la Relazione del Consiglio di Amministrazione sulla Politica in materia di remunerazione e sui compensi corrisposti

DELIBERA

l'approvazione, con voto consultivo, dell'informativa sui compensi corrisposti per l'esercizio 2020/2021 di cui alla sezione 2 della Relazione del Consiglio di Amministrazione.

L'Assemblea approva a maggioranza.

Azioni presenti in assemblea all'apertura della votazione n. 614.439.629 azioni, rappresentanti il 69,25% delle n. 887.280.013 di azioni costituenti il capitale sociale.

N. 432.702.886 azioni favorevoli.

N. 175.832.365 azioni contrarie.

N. 5.904.378 azioni astenute.

N. 0 azioni non votanti.

Il tutto come da dettagli allegati.

Il Presidente proclama il risultato, precisando che l'indicazione nominativa dei soci votanti favorevoli, contrari e astenuti, con i relativi quantitativi azionari, risulterà dall'elenco dei presenti che sarà allegato al verbale assembleare.

Il **Presidente**, nessuno intervenendo, pone quindi in votazione (alle ore 10,19), mediante comunicazione, da parte del Rappresentante Designato, dei voti dallo stesso espressi sulla base delle istruzioni di voto ricevute, la **terza proposta** (*Politica in caso di cessazione dalla carica o risoluzione del rapporto di lavoro*) di cui è stata data lettura e di seguito trascritta:

L'Assemblea

vista la Relazione del Consiglio di Amministrazione sulla Politica in materia di remunerazione e sui compensi corrisposti

DELIBERA

- *di approvare le previsioni di cui alla sezione "Politiche in caso di cessazione dalla carica o risoluzione del rapporto di lavoro" relativa ai criteri per la determinazione del compenso da accordare in caso di conclusione anticipata dalla carica o del rapporto di lavoro, ivi compresi i limiti fissati a detto compenso in termini di annualità della remunerazione fissa e l'ammontare massimo che deriva dalla loro applicazione;*
- *di conferire al Consiglio di Amministrazione e per esso all'Amministratore Delegato e/o al Direttore Generale ogni più ampio potere per compiere tutti gli atti, adempimenti e formalità necessari alla attuazione della delibera precedente.*

L'Assemblea approva a maggioranza.

Azioni presenti in assemblea all'apertura della votazione n. 614.439.629 azioni, rappresentanti il 69,25% delle n. 887.280.013 di azioni costituenti il capitale sociale.

N. 611.121.218 azioni favorevoli.

N. 3.138.421 azioni contrarie.

N. 179.990 azioni astenute.

N. 0 azioni non votanti.

Il tutto come da dettagli allegati.

Il Presidente proclama il risultato, precisando che l'indicazione nominativa dei soci votanti favorevoli, contrari e astenuti, con i relativi quantitativi azionari, risulterà dall'elenco dei presenti che sarà allegato al verbale assembleare.

Il **Presidente**, nessuno intervenendo, pone quindi in votazione (alle ore 10,21), mediante comunicazione, da parte del Rappresentante Designato, dei voti dallo stesso espressi sulla base delle istruzioni di voto ricevute, la **quarta proposta** (*Sistema di incentivazione 2022 basato su strumenti finanziari - Performance Shares: revoca parziale del Piano quinquennale di incentivazione 2021-2025 e nuovo Piano annuale*) di cui è stata data lettura e di seguito trascritta:

Signori Azionisti, alla luce di quanto precede, Vi invitiamo a:

- a) *revocare parzialmente, a partire dall'esercizio 2021/2022, il Piano di incentivazione 2021-2025 approvato lo scorso 28 ottobre 2020 e contestualmente approvare il nuovo Piano di performance shares 2022 a favore di selezionato personale del Gruppo Mediobanca*

nell'ambito dei sistemi di remunerazione e incentivazione previsti dalle Politiche, in linea con la normativa vigente, nei termini e con le modalità di cui all'allegato Documento informativo;

b) conferire disgiuntamente al Consiglio di Amministrazione, al Presidente e all'Amministratore Delegato ogni potere opportuno per:

- dare esecuzione alla presente delibera nonché adottare qualsiasi ulteriore provvedimento che si rendesse necessario per la realizzazione di quanto deliberato;
- apportare alla presente delibera e ai documenti che ne costituiscono parte integrante le modifiche e/o integrazioni (che non alterino la sostanza della deliberazione) che si rendessero necessarie per l'adeguamento ad eventuali sopravvenienti disposizioni di legge, regolamenti o indicazioni degli enti regolatori e/o autorità di vigilanza.

L'Assemblea approva a maggioranza.

Azioni presenti in assemblea all'apertura della votazione n. 614.439.629 azioni, rappresentanti il 69,25% delle n. 887.280.013 di azioni costituenti il capitale sociale.

N. 611.430.149 azioni favorevoli.

N. 3.008.446 azioni contrarie.

N. 1.034 azioni astenute.

N. 0 azioni non votanti.

Il tutto come da dettagli allegati.

Il Presidente proclama il risultato, precisando che l'indicazione nominativa dei soci votanti favorevoli, contrari e astenuti, con i relativi quantitativi azionari, risulterà dall'elenco dei presenti che sarà allegato al verbale assembleare.

* * *

Il **Presidente** passa alla trattazione del quarto e ultimo punto all'ordine del giorno (*Polizza assicurativa responsabilità civile a favore dei componenti gli organi sociali delle società del gruppo*) e dà lettura della proposta di delibera come infra trascritta.

Il **Rappresentante Designato** dichiara di non aver ricevuto ulteriori proposte, dichiarazioni, e/o domande per conto degli aventi diritto rappresentati in relazione a tale punto all'Ordine del Giorno.

Il Presidente, nessuno intervenendo, pone quindi in votazione (alle ore 10,23), mediante comunicazione, da parte del Rappresentante Designato, dei voti dallo stesso espressi sulla base delle istruzioni di voto ricevute, la proposta di cui è stata data lettura e di seguito trascritta:

Signori Azionisti, alla luce di quanto precede, Vi invitiamo a:

- 1) rinnovare l'autorizzazione alla stipula della polizza assicurativa per la copertura della responsabilità civile (e delle spese legali e peritali connesse) dei componenti gli organi sociali di tutte le società del Gruppo Mediobanca nei confronti dei terzi, conseguenti a comportamenti

non dolosi in violazione di obblighi derivanti dalla legge o inerenti le loro funzioni, con esclusione delle responsabilità derivanti da comportamenti dolosi nonché legati a sanzioni amministrative irrogate dagli Organi di Vigilanza, nel limite di un costo complessivo annuo di € 800 mila.

- 2) *conferire, anche disgiuntamente tra loro, al Consiglio di Amministrazione e per esso all'Amministratore Delegato e al Direttore Generale, con facoltà di subdelega, i poteri per dare corso all'attuazione della presente delibera.*

L'Assemblea approva a maggioranza.

Azioni presenti in assemblea all'apertura della votazione n. 620.998.326 azioni, rappresentanti il 69,99% delle n. 887.280.013 di azioni costituenti il capitale sociale.

N. 452.378.039 azioni favorevoli.

N. 616.174 azioni contrarie.

N. 168.004.103 azioni astenute.

N. 10 azioni non votanti.

Il tutto come da dettagli allegati.

Il Presidente proclama il risultato, precisando che l'indicazione nominativa dei soci votanti favorevoli, contrari e astenuti, con i relativi quantitativi azionari, risulterà dall'elenco dei presenti che sarà allegato al verbale assembleare.

Essendosi così esaurita la trattazione dei punti di parte ordinaria dell'ordine del giorno, passa alla trattazione della parte straordinaria, oggetto di separato verbale, alle ore 10,25.

Letto, approvato e sottoscritto.

Il Presidente



Il Segretario



Composizione Accordo di Consultazione tra i soci Mediobanca al 28/10/2021

	N. Azioni	% su totale azioni	% su cap. sociale
Gruppo Mediolanum	29.095.110	27,15%	3,28%
<i>Banca Mediolanum S.p.A.</i>	22.644.712	21,13%	2,55%
<i>Mediolanum Vita S.p.A.</i>	6.450.398	6,02%	0,73%
Schematrentatre S.p.A.	18.625.029	17,38%	2,10%
FIN.PRIV. S.r.l.	14.340.218	13,38%	1,62%
Monge & C. S.p.A. (fam. Monge)	9.667.350	9,02%	1,09%
Gruppo Gavio	6.852.784	6,39%	0,77%
<i>Aurelia S.r.l.</i>	4.300.000	4,01%	0,48%
<i>Beniamino Gavio</i>	1.271.642	1,19%	0,14%
<i>Daniela Gavio</i>	577.500	0,54%	0,07%
<i>Eredi Marcellino Gavio</i>	371.642	0,35%	0,04%
<i>Marcello Gavio</i>	332.000	0,31%	0,04%
Gruppo Ferrero	5.722.500	5,34%	0,64%
<i>Ferrero S.p.A.</i>	2.861.250	2,67%	0,32%
<i>Sereco RE S.A.</i>	2.861.250	2,67%	0,32%
Gruppo Lucchini	4.697.513	4,38%	0,53%
<i>Sinpar S.p.A.</i>	3.582.213	3,34%	0,40%
<i>Gitpar S.p.A.</i>	1.115.300	1,04%	0,13%
Gruppo Pecci	4.657.500	4,35%	0,52%
<i>TOSCO-FIN S.r.l.</i>	4.034.850	3,77%	0,45%
<i>S.M.I.L. S.r.l.</i>	622.650	0,58%	0,07%
Finprog Italia S.p.A.	4.437.467	4,14%	0,50%
Angelini Partecipazioni Fin. S.r.l.	4.000.000	3,73%	0,45%
Vittoria Assicurazioni S.p.A.	2.225.350	2,08%	0,25%
MAIS S.p.A.	1.911.315	1,78%	0,22%
Romano Minozzi	929.100	0,87%	0,10%
Totale	107.161.236	100,00%	12,08%
Capitale Mediobanca	887.280.013		

Mediobanca S.p.A. Assemblea ordinaria e straordinaria

28 ottobre 2021

Stampa dell'elenco Partecipanti

Nominativo	Tipo Part.	Avente diritto	Titolare strumenti finanziari	Tipo delega	Azioni	%
TREVISAN DARIO	Rappr. Des.	1895 FONDS FGR	1895 FONDS FGR	Art. 135 novies	125.078	0,01%
TREVISAN DARIO	Rappr. Des.	1895 FONDS FGR	1895 FONDS FGR	Art. 135 novies	42.875	0,00%
TREVISAN DARIO	Rappr. Des.	1999 VOLUNTARY EMPLOYEES BENEFICIARY ASSOCIATION OF THE NO EES OF SOUTHERN CALIFORNIA EDISON COMPANY	1999 VOLUNTARY EMPLOYEES BENEFICIARY ASSOCIATION OF THE NO EES OF SOUTHERN CALIFORNIA EDISON COMPANY	Art. 135 novies	1.631	0,00%
TREVISAN DARIO	Rappr. Des.	801 INVESTMENTS LLC	801 INVESTMENTS LLC	Art. 135 novies	5.035	0,00%
TREVISAN DARIO	Rappr. Des.	AB CAN INT VALUE EQUITY CAP-WEIGHTED, UNHEDGED FUND	AB CAN INT VALUE EQUITY CAP-WEIGHTED, UNHEDGED FUND	Art. 135 novies	46.020	0,01%
TREVISAN DARIO	Rappr. Des.	AB COLLECTIVE INVESTMENT TRUST SERIES	AB COLLECTIVE INVESTMENT TRUST SERIES	Art. 135 novies	44.650	0,01%
TREVISAN DARIO	Rappr. Des.	AB COLLECTIVE INVESTMENT TRUST SERIES	AB COLLECTIVE INVESTMENT TRUST SERIES	Art. 135 novies	149.990	0,02%
TREVISAN DARIO	Rappr. Des.	AB INTERNATIONAL STRATEGIC EQUITIES HARVESTING SERIES	AB INTERNATIONAL STRATEGIC EQUITIES HARVESTING SERIES	Art. 135 novies	62.550	0,01%
TREVISAN DARIO	Rappr. Des.	AB SICAV I - EUROPE (EX UK) EQ	AB SICAV I - EUROPE (EX UK) EQ	Art. 135 novies	3.295	0,00%
TREVISAN DARIO	Rappr. Des.	AB SICAV I - EUROPEAN EQUITY P	AB SICAV I - EUROPEAN EQUITY P	Art. 135 novies	1.136.709	0,13%
TREVISAN DARIO	Rappr. Des.	AB SICAV I - EUROZONE EQUITY P	AB SICAV I - EUROZONE EQUITY P	Art. 135 novies	1.149.346	0,13%
TREVISAN DARIO	Rappr. Des.	AB TRUST - AB INTERNATIONAL VALUE FUND	AB TRUST - AB INTERNATIONAL VALUE FUND	Art. 135 novies	172.790	0,02%
TREVISAN DARIO	Rappr. Des.	AB VARIABLE PRODUCTS SERIES FUND INC. - AB DYNAMIC ASSET AL LOCATION PORTFOLIO	AB VARIABLE PRODUCTS SERIES FUND INC. - AB DYNAMIC ASSET AL LOCATION PORTFOLIO	Art. 135 novies	3.435	0,00%
TREVISAN DARIO	Rappr. Des.	AB VPSF AB GLOBAL RISK ALLOCATIONMODERATE PORTFOLIO	AB VPSF AB GLOBAL RISK ALLOCATIONMODERATE PORTFOLIO	Art. 135 novies	6.057	0,00%
TREVISAN DARIO	Rappr. Des.	ABB PENSION FUND	ABB PENSION FUND	Art. 135 novies	2.917	0,00%
TREVISAN DARIO	Rappr. Des.	ABERDEEN INVESTMENT FUNDS UK ICVC II - ABERDEEN EUROPEAN EQUITY TRACKER FUND	ABERDEEN INVESTMENT FUNDS UK ICVC II - ABERDEEN EUROPEAN EQUITY TRACKER FUND	Art. 135 novies	32.539	0,00%
TREVISAN DARIO	Rappr. Des.	ABERDEEN INVESTMENT FUNDS UK ICVC II - ABERDEEN WORLD EQUITY ENHANCED INDEX FUND	ABERDEEN INVESTMENT FUNDS UK ICVC II - ABERDEEN WORLD EQUITY ENHANCED INDEX FUND	Art. 135 novies	20.052	0,00%
TREVISAN DARIO	Rappr. Des.	ABERDEEN INVESTMENT FUNDS UK ICVC II-ABERDEEN EUROPEAN EQUITY ENHANCED INDEX FUND	ABERDEEN INVESTMENT FUNDS UK ICVC II-ABERDEEN EUROPEAN EQUITY ENHANCED INDEX FUND	Art. 135 novies	159.150	0,02%
TREVISAN DARIO	Rappr. Des.	ABU DHABI PENSION FUND	ABU DHABI PENSION FUND	Art. 135 novies	33.788	0,00%
TREVISAN DARIO	Rappr. Des.	ABU DHABI PENSION FUND	ABU DHABI PENSION FUND	Art. 135 novies	83.324	0,01%
TREVISAN DARIO	Rappr. Des.	ACADIAN INTERNATIONAL EQUITY MANAGED VOLATILITY CIT FUND	ACADIAN INTERNATIONAL EQUITY MANAGED VOLATILITY CIT FUND	Art. 135 novies	3.797	0,00%
TREVISAN DARIO	Rappr. Des.	ACCIDENT COMPENSATION CORPORATION	ACCIDENT COMPENSATION CORPORATION	Art. 135 novies	358.788	0,04%
TREVISAN DARIO	Rappr. Des.	ACORN 1998 TRUST.	ACORN 1998 TRUST.	Art. 135 novies	510	0,00%
TREVISAN DARIO	Rappr. Des.	ACTIAM BF SRIFEE	ACTIAM BF SRIFEE	Art. 135 novies	46.480	0,01%
TREVISAN DARIO	Rappr. Des.	ACTIAM SUSTAINABLE INDEX FUND EQUITY EUROPE	ACTIAM SUSTAINABLE INDEX FUND EQUITY EUROPE	Art. 135 novies	10.879	0,00%
TREVISAN DARIO	Rappr. Des.	ADVANCED SERIES TRUST AST ADVANCED	ADVANCED SERIES TRUST AST ADVANCED	Art. 135 novies	240.200	0,03%

Mediobanca S.p.A. Assemblea ordinaria e straordinaria

28 ottobre 2021

Stampa dell'elenco Partecipanti

Nominativo	Tipo Part.	Avente diritto	Titolare strumenti finanziari	Tipo delega	Azioni	%
TREVISAN DARIO	Rappr. Des.	STRATEGIES PORTFOLIO ADVANCED SERIES TRUST AST BLACKROCK GLOBAL STRATEGIES POR	STRATEGIES PORTFOLIO ADVANCED SERIES TRUST AST BLACKROCK GLOBAL STRATEGIES POR	Art. 135 novies	24.919	0,00%
TREVISAN DARIO	Rappr. Des.	ADVANCED SERIES TRUST AST CAPITAL GROWTH ASSET ALLOCATION PORTFOLIO	ADVANCED SERIES TRUST AST CAPITAL GROWTH ASSET ALLOCATION PORTFOLIO	Art. 135 novies	52.542	0,01%
TREVISAN DARIO	Rappr. Des.	ADVANCED SERIES TRUST AST INTERNATIONAL VALUE PORTFOLIO	ADVANCED SERIES TRUST AST INTERNATIONAL VALUE PORTFOLIO	Art. 135 novies	88.584	0,01%
TREVISAN DARIO	Rappr. Des.	ADVANCED SERIES TRUST AST T ROWE PRICE ASSET ALLOCATION	ADVANCED SERIES TRUST AST T ROWE PRICE ASSET ALLOCATION	Art. 135 novies	548.675	0,06%
TREVISAN DARIO	Rappr. Des.	ADVISER MANAGED TRUST - TACTICAL OFFENSIVE EQUITY FUND	ADVISER MANAGED TRUST - TACTICAL OFFENSIVE EQUITY FUND	Art. 135 novies	11.301	0,00%
TREVISAN DARIO	Rappr. Des.	AEGON CUSTODY B.V	AEGON CUSTODY B.V	Art. 135 novies	80.559	0,01%
TREVISAN DARIO	Rappr. Des.	AEGON CUSTODY B.V	AEGON CUSTODY B.V	Art. 135 novies	42.799	0,00%
TREVISAN DARIO	Rappr. Des.	AF DYNAMIC MULTI FACTO GLOBAL EQ-EUROPE	AF DYNAMIC MULTI FACTO GLOBAL EQ-EUROPE	Art. 135 novies	2.210	0,00%
TREVISAN DARIO	Rappr. Des.	AFER AVENIR SENIOR	AFER AVENIR SENIOR	Art. 135 novies	128.000	0,01%
TREVISAN DARIO	Rappr. Des.	AFS-GLOBAL MULTI ASSET GR	AFS-GLOBAL MULTI ASSET GR	Art. 135 novies	3.380	0,00%
TREVISAN DARIO	Rappr. Des.	AGFIQ ENHANCED CORE INTERNATIONAL EQUITY ETF	AGFIQ ENHANCED CORE INTERNATIONAL EQUITY ETF	Art. 135 novies	45.221	0,01%
TREVISAN DARIO	Rappr. Des.	AGIALLIANZ VERMOEGENSBILDUNG EUROPA	AGIALLIANZ VERMOEGENSBILDUNG EUROPA	Art. 135 novies	1.197.334	0,13%
TREVISAN DARIO	Rappr. Des.	AHL ALPHA CORE MASTER LIMITED C/O MAPLES CORPORATE SERVICES LIMITED	AHL ALPHA CORE MASTER LIMITED C/O MAPLES CORPORATE SERVICES LIMITED	Art. 135 novies	367	0,00%
TREVISAN DARIO	Rappr. Des.	AIA GLOBAL MULTI-FACTOR EQUITY FUND	AIA GLOBAL MULTI-FACTOR EQUITY FUND	Art. 135 novies	5.423	0,00%
TREVISAN DARIO	Rappr. Des.	AIB GROUP IRISH PENSION SCHEME	AIB GROUP IRISH PENSION SCHEME	Art. 135 novies	1	0,00%
TREVISAN DARIO	Rappr. Des.	AII ALLIANZ BEST STYLES GLOBAL AC EQUITY FUND	AII ALLIANZ BEST STYLES GLOBAL AC EQUITY FUND	Art. 135 novies	4.460	0,00%
TREVISAN DARIO	Rappr. Des.	ALAMOSA LLC	ALAMOSA LLC	Art. 135 novies	8.989	0,00%
TREVISAN DARIO	Rappr. Des.	ALASKA COMMON TRUST FUND	ALASKA COMMON TRUST FUND	Art. 135 novies	24.107	0,00%
TREVISAN DARIO	Rappr. Des.	ALASKA PERMANENT FUND CORPORATION	ALASKA PERMANENT FUND CORPORATION	Art. 135 novies	278	0,00%
TREVISAN DARIO	Rappr. Des.	ALASKA PERMANENT FUND CORPORATION	ALASKA PERMANENT FUND CORPORATION	Art. 135 novies	6.886	0,00%
TREVISAN DARIO	Rappr. Des.	ALASKA PERMANENT FUND CORPORATION	ALASKA PERMANENT FUND CORPORATION	Art. 135 novies	16	0,00%
TREVISAN DARIO	Rappr. Des.	ALASKA PERMANENT FUND CORPORATION	ALASKA PERMANENT FUND CORPORATION	Art. 135 novies	57	0,00%
TREVISAN DARIO	Rappr. Des.	ALASKA PERMANENT FUND CORPORATION	ALASKA PERMANENT FUND CORPORATION	Art. 135 novies	286	0,00%
TREVISAN DARIO	Rappr. Des.	ALASKA PERMANENT FUND CORPORATION	ALASKA PERMANENT FUND CORPORATION	Art. 135 novies	1.089	0,00%
TREVISAN DARIO	Rappr. Des.	ALASKA PERMANENT FUND CORPORATION	ALASKA PERMANENT FUND CORPORATION	Art. 135 novies	3.017	0,00%
TREVISAN DARIO	Rappr. Des.	ALFRED I DUPONT CHARITABLE TRUST	ALFRED I DUPONT CHARITABLE TRUST	Art. 135 novies	5.252	0,00%
TREVISAN DARIO	Rappr. Des.	ALGEBRIS UCITS FUNDS PLC ALGEBRIS CORE ITALY FUND	ALGEBRIS UCITS FUNDS PLC ALGEBRIS CORE ITALY FUND	Art. 135 novies	330.000	0,04%

Mediobanca S.p.A. Assemblea ordinaria e straordinaria

28 ottobre 2021

Stampa dell'elenco Partecipanti

Nominativo	Tipo Part.	Avente diritto	Titolare strumenti finanziari	Tipo delega	Azioni	%
TREVISAN DARIO	Rappr. Des.	ALICE A PROIETTI FAMILY TRUST UAD 09/27/13	ALICE A PROIETTI FAMILY TRUST UAD 09/27/13	Art. 135 novies	2.496	0,00%
TREVISAN DARIO	Rappr. Des.	ALLEANZA ASSICURAZIONI S.P.A.	ALLEANZA ASSICURAZIONI S.P.A.	Art. 135 undecies	363.720	0,04%
TREVISAN DARIO	Rappr. Des.	ALLIANCEBERNSTEIN DELAWARE BUSINESS TRUST - AB INTERNATIONAL STRATEGIC EQUITIES SERIES	ALLIANCEBERNSTEIN DELAWARE BUSINESS TRUST - AB INTERNATIONAL STRATEGIC EQUITIES SERIES	Art. 135 novies	92.510	0,01%
TREVISAN DARIO	Rappr. Des.	ALLIANCEBERNSTEIN VARIABLE PRODUCTS SERIES, INC. INTERNATIONAL VALUE PORTFOLIO	ALLIANCEBERNSTEIN VARIABLE PRODUCTS SERIES, INC. INTERNATIONAL VALUE PORTFOLIO	Art. 135 novies	449.750	0,05%
TREVISAN DARIO	Rappr. Des.	ALLIANZ AZIONI EUROPA	ALLIANZ AZIONI EUROPA	Art. 135 novies	338.087	0,04%
TREVISAN DARIO	Rappr. Des.	ALLIANZ AZIONI ITALIA ALL STARS LL STARS	ALLIANZ AZIONI ITALIA ALL STARS LL STARS	Art. 135 novies	1.030.000	0,12%
TREVISAN DARIO	Rappr. Des.	ALLIANZ GLOBAL INVESTORS FUND	ALLIANZ GLOBAL INVESTORS FUND	Art. 135 novies	19.730	0,00%
TREVISAN DARIO	Rappr. Des.	ALLIANZ GLOBAL INVESTORS FUND	ALLIANZ GLOBAL INVESTORS FUND	Art. 135 novies	7.470	0,00%
TREVISAN DARIO	Rappr. Des.	ALLIANZ GLOBAL INVESTORS FUND	ALLIANZ GLOBAL INVESTORS FUND	Art. 135 novies	1.014.380	0,11%
TREVISAN DARIO	Rappr. Des.	ALLIANZ GLOBAL INVESTORS FUND	ALLIANZ GLOBAL INVESTORS FUND	Art. 135 novies	175.000	0,02%
TREVISAN DARIO	Rappr. Des.	ALLIANZ GLOBAL INVESTORS FUND	ALLIANZ GLOBAL INVESTORS FUND	Art. 135 novies	158.373	0,02%
TREVISAN DARIO	Rappr. Des.	ALLIANZ GLOBAL INVESTORS GMBH	ALLIANZ GLOBAL INVESTORS GMBH	Art. 135 novies	29.348	0,00%
TREVISAN DARIO	Rappr. Des.	ALLIANZ GLOBAL INVESTORS GMBH	ALLIANZ GLOBAL INVESTORS GMBH	Art. 135 novies	25.000	0,00%
TREVISAN DARIO	Rappr. Des.	ALLIANZ GLOBAL INVESTORS GMBH	ALLIANZ GLOBAL INVESTORS GMBH	Art. 135 novies	102.776	0,01%
TREVISAN DARIO	Rappr. Des.	ALLIANZ GLOBAL INVESTORS GMBH	ALLIANZ GLOBAL INVESTORS GMBH	Art. 135 novies	753.700	0,08%
TREVISAN DARIO	Rappr. Des.	ALLIANZ GLOBAL INVESTORS GMBH FOR ALLIANZGIFONDS HPT	ALLIANZ GLOBAL INVESTORS GMBH FOR ALLIANZGIFONDS HPT	Art. 135 novies	92.604	0,01%
TREVISAN DARIO	Rappr. Des.	ALLIANZ ITALIA 50 SPECIAL	ALLIANZ ITALIA 50 SPECIAL	Art. 135 novies	53.300	0,01%
TREVISAN DARIO	Rappr. Des.	ALLIANZ PV-WS RCM SYSPRO VALUE EUROPE	ALLIANZ PV-WS RCM SYSPRO VALUE EUROPE	Art. 135 novies	74.130	0,01%
TREVISAN DARIO	Rappr. Des.	ALLIANZGI-FONDS DSPT	ALLIANZGI-FONDS DSPT	Art. 135 novies	2.604	0,00%
TREVISAN DARIO	Rappr. Des.	ALLIANZGI-FONDS PTV2 SEGMENT PTV2-GM1-G_MA	ALLIANZGI-FONDS PTV2 SEGMENT PTV2-GM1-G_MA	Art. 135 novies	37.586	0,00%
TREVISAN DARIO	Rappr. Des.	ALLIANZGI-H SEGMENT EFK	ALLIANZGI-H SEGMENT EFK	Art. 135 novies	115.000	0,01%
TREVISAN DARIO	Rappr. Des.	ALLIANZGI-SUBFONDS TOB -NEU-	ALLIANZGI-SUBFONDS TOB -NEU-	Art. 135 novies	4.280	0,00%
TREVISAN DARIO	Rappr. Des.	ALTE LEIPZIGER TRUST INVESTMENT GESELLSCHAFT MBH AL TRUST AKTIEN	ALTE LEIPZIGER TRUST INVESTMENT GESELLSCHAFT MBH AL TRUST AKTIEN	Art. 135 novies	3.737	0,00%
TREVISAN DARIO	Rappr. Des.	ALW 2010 FAMILY TRUST ALICE WALTONC/O WALTON ENTERPRISES LLC	ALW 2010 FAMILY TRUST ALICE WALTONC/O WALTON ENTERPRISES LLC	Art. 135 novies	32.633	0,00%
TREVISAN DARIO	Rappr. Des.	AMCETF QUALITY DIVERSIFIED INTERNATIONAL ETF	AMCETF QUALITY DIVERSIFIED INTERNATIONAL ETF	Art. 135 novies	14.615	0,00%
TREVISAN DARIO	Rappr. Des.	AMCWMNT INTERNATIONAL VALUE FUND	AMCWMNT INTERNATIONAL VALUE FUND	Art. 135 novies	507.877	0,06%
TREVISAN DARIO	Rappr. Des.	AMERICAN CENTURY ETF TRUST-AVANTIS INTERNATIONAL EQUITY ETF	AMERICAN CENTURY ETF TRUST-AVANTIS INTERNATIONAL EQUITY ETF	Art. 135 novies	15.614	0,00%
TREVISAN DARIO	Rappr. Des.	AMERICAN CENTURY ETF TRUST-AVANTIS INTERNATIONAL EQUITY FUND	AMERICAN CENTURY ETF TRUST-AVANTIS INTERNATIONAL EQUITY FUND	Art. 135 novies	1.880	0,00%

Mediobanca S.p.A. Assemblea ordinaria e straordinaria

28 ottobre 2021



Stampa dell'elenco Partecipanti

Nominativo	Tipo Part.	Avente diritto	Titolare strumenti finanziari	Tipo delega	Azioni	%
TREVISAN DARIO	Rappr. Des.	AMERICAN CENTURY WORLD MUTUAL FUNDS INC INTERNATIONAL VALUE FUND	AMERICAN CENTURY WORLD MUTUAL FUNDS INC INTERNATIONAL VALUE FUND	Art. 135 novies	27.207	0,00%
TREVISAN DARIO	Rappr. Des.	AMERICAN ELECTRIC POWER MASTER RETIREMENT TRUST	AMERICAN ELECTRIC POWER MASTER RETIREMENT TRUST	Art. 135 novies	60.148	0,01%
TREVISAN DARIO	Rappr. Des.	AMERICAN ELECTRIC POWER SYSTEM RETIREE MEDICALTRUST FOR CE S	AMERICAN ELECTRIC POWER SYSTEM RETIREE MEDICALTRUST FOR CE S	Art. 135 novies	18.581	0,00%
TREVISAN DARIO	Rappr. Des.	AMERICAN HEART ASSOCIATION, INC.	AMERICAN HEART ASSOCIATION, INC.	Art. 135 novies	540	0,00%
TREVISAN DARIO	Rappr. Des.	AMP INTERNATIONAL EQUITY INDEX FUND	AMP INTERNATIONAL EQUITY INDEX FUND	Art. 135 novies	59.666	0,01%
TREVISAN DARIO	Rappr. Des.	AMP INTERNATIONAL EQUITY INDEX FUND HEDGED	AMP INTERNATIONAL EQUITY INDEX FUND HEDGED	Art. 135 novies	3.063	0,00%
TREVISAN DARIO	Rappr. Des.	AMP WHOLESALE GLOBAL EQUITIES FUND	AMP WHOLESALE GLOBAL EQUITIES FUND	Art. 135 novies	14.483	0,00%
TREVISAN DARIO	Rappr. Des.	AMUNDI ACCUMULAZIONE ITALIA PIR 2023	AMUNDI ACCUMULAZIONE ITALIA PIR 2023	Art. 135 novies	126.000	0,01%
TREVISAN DARIO	Rappr. Des.	AMUNDI ACTIONS EURO ISR	AMUNDI ACTIONS EURO ISR	Art. 135 novies	351.284	0,04%
TREVISAN DARIO	Rappr. Des.	AMUNDI ACTIONS EUROPE ISR	AMUNDI ACTIONS EUROPE ISR	Art. 135 novies	101.965	0,01%
TREVISAN DARIO	Rappr. Des.	AMUNDI BEST SELECTION CLASSIC	AMUNDI BEST SELECTION CLASSIC	Art. 135 novies	24.315	0,00%
TREVISAN DARIO	Rappr. Des.	AMUNDI BEST SELECTION PLUS	AMUNDI BEST SELECTION PLUS	Art. 135 novies	30.205	0,00%
TREVISAN DARIO	Rappr. Des.	AMUNDI BEST SELECTION TOP	AMUNDI BEST SELECTION TOP	Art. 135 novies	15.508	0,00%
TREVISAN DARIO	Rappr. Des.	AMUNDI DIVIDENDO ITALIA	AMUNDI DIVIDENDO ITALIA	Art. 135 novies	700.000	0,08%
TREVISAN DARIO	Rappr. Des.	AMUNDI EQUILIBRE GLOBAL SOLIDAIRE	AMUNDI EQUILIBRE GLOBAL SOLIDAIRE	Art. 135 novies	8.298	0,00%
TREVISAN DARIO	Rappr. Des.	AMUNDI ESG GLOBAL LOW CARBON FUND	AMUNDI ESG GLOBAL LOW CARBON FUND	Art. 135 novies	9.235	0,00%
TREVISAN DARIO	Rappr. Des.	AMUNDI EURO ISTOXX CLIMATE PARIS ALIGNED PAB	AMUNDI EURO ISTOXX CLIMATE PARIS ALIGNED PAB	Art. 135 novies	1.751	0,00%
TREVISAN DARIO	Rappr. Des.	AMUNDI EUROPE MONDE	AMUNDI EUROPE MONDE	Art. 135 novies	110.085	0,01%
TREVISAN DARIO	Rappr. Des.	AMUNDI FDS GLOB MULTI-ASSET CONSERVATIVE	AMUNDI FDS GLOB MULTI-ASSET CONSERVATIVE	Art. 135 novies	268.503	0,03%
TREVISAN DARIO	Rappr. Des.	AMUNDI FDS GLOBAL MULTI-ASSET TARGET INC	AMUNDI FDS GLOBAL MULTI-ASSET TARGET INC	Art. 135 novies	46.743	0,01%
TREVISAN DARIO	Rappr. Des.	AMUNDI FUNDS DYNAMIC MULTI FACT EUROPE EQU	AMUNDI FUNDS DYNAMIC MULTI FACT EUROPE EQU	Art. 135 novies	67	0,00%
TREVISAN DARIO	Rappr. Des.	AMUNDI FUNDS DYNAMIC MULTI FACTORS EURO	AMUNDI FUNDS DYNAMIC MULTI FACTORS EURO	Art. 135 novies	4.121	0,00%
TREVISAN DARIO	Rappr. Des.	AMUNDI FUNDS EQUITY EURO RISK PARITY	AMUNDI FUNDS EQUITY EURO RISK PARITY	Art. 135 novies	949	0,00%
TREVISAN DARIO	Rappr. Des.	AMUNDI FUNDS EQUITY EUROLAND SMALL CAP	AMUNDI FUNDS EQUITY EUROLAND SMALL CAP	Art. 135 novies	12.465	0,00%
TREVISAN DARIO	Rappr. Des.	AMUNDI FUNDS EQUITY EUROPE RISK PARITY	AMUNDI FUNDS EQUITY EUROPE RISK PARITY	Art. 135 novies	10	0,00%
TREVISAN DARIO	Rappr. Des.	AMUNDI FUNDS EURO MULTI-ASSET TARGET INC	AMUNDI FUNDS EURO MULTI-ASSET TARGET INC	Art. 135 novies	106.925	0,01%
TREVISAN DARIO	Rappr. Des.	AMUNDI FUNDS EUROLAND EQUITY	AMUNDI FUNDS EUROLAND EQUITY	Art. 135 novies	2.195.970	0,25%
TREVISAN DARIO	Rappr. Des.	AMUNDI FUNDS EUROPEAN EQUITY SMALL CAP	AMUNDI FUNDS EUROPEAN EQUITY SMALL CAP	Art. 135 novies	941.217	0,11%
TREVISAN DARIO	Rappr. Des.	AMUNDI FUNDS GLOBAL MULTI-ASSET	AMUNDI FUNDS GLOBAL MULTI-ASSET	Art. 135 novies	64.814	0,01%
TREVISAN DARIO	Rappr. Des.	AMUNDI FUNDS MULTI ASSET CONSERVATIVE	AMUNDI FUNDS MULTI ASSET CONSERVATIVE	Art. 135 novies	472	0,00%

Mediobanca S.p.A. Assemblea ordinaria e straordinaria

28 ottobre 2021

Stampa dell'elenco Partecipanti

Nominativo	Tipo Part.	Avente diritto	Titolare strumenti finanziari	Tipo delega	Azioni	%
TREVISAN DARIO	Rappr. Des.	AMUNDI HK - GREEN PLANET FUND	AMUNDI HK - GREEN PLANET FUND	Art. 135 novies	35.426	0,00%
TREVISAN DARIO	Rappr. Des.	AMUNDI HORIZON	AMUNDI HORIZON	Art. 135 novies	4.349	0,00%
TREVISAN DARIO	Rappr. Des.	AMUNDI INDEX EQUITY GLOBAL MULTI SMART ALLOCATION SCIENTIFIC BETA	AMUNDI INDEX EQUITY GLOBAL MULTI SMART ALLOCATION SCIENTIFIC BETA	Art. 135 novies	390	0,00%
TREVISAN DARIO	Rappr. Des.	AMUNDI INDEX MSCI EUROPE	AMUNDI INDEX MSCI EUROPE	Art. 135 novies	543	0,00%
TREVISAN DARIO	Rappr. Des.	AMUNDI INDEX MSCI WORLD	AMUNDI INDEX MSCI WORLD	Art. 135 novies	100	0,00%
TREVISAN DARIO	Rappr. Des.	AMUNDI LABEL DYNAMIQUE ESR	AMUNDI LABEL DYNAMIQUE ESR	Art. 135 novies	21.332	0,00%
TREVISAN DARIO	Rappr. Des.	AMUNDI LABEL EQUILIBRE ESR	AMUNDI LABEL EQUILIBRE ESR	Art. 135 novies	26.249	0,00%
TREVISAN DARIO	Rappr. Des.	AMUNDI LABEL PRUDENCE ESR	AMUNDI LABEL PRUDENCE ESR	Art. 135 novies	13.898	0,00%
TREVISAN DARIO	Rappr. Des.	AMUNDI MSCI EMU ESG UNIVERSAL SELECT	AMUNDI MSCI EMU ESG UNIVERSAL SELECT	Art. 135 novies	600	0,00%
TREVISAN DARIO	Rappr. Des.	AMUNDI MSCI EUROPE CLIMATE PARIS ALIGNED PAB	AMUNDI MSCI EUROPE CLIMATE PARIS ALIGNED PAB	Art. 135 novies	647	0,00%
TREVISAN DARIO	Rappr. Des.	AMUNDI MSCI EUROPE CLIMATE TRANSIT CTB	AMUNDI MSCI EUROPE CLIMATE TRANSIT CTB	Art. 135 novies	4.507	0,00%
TREVISAN DARIO	Rappr. Des.	AMUNDI MSCI EUROPE ESG UNIVERSAL SELECT	AMUNDI MSCI EUROPE ESG UNIVERSAL SELECT	Art. 135 novies	127	0,00%
TREVISAN DARIO	Rappr. Des.	AMUNDI MSCI EUROPE EX UK	AMUNDI MSCI EUROPE EX UK	Art. 135 novies	16	0,00%
TREVISAN DARIO	Rappr. Des.	AMUNDI MSCI WORLD CLIMATE PARI	AMUNDI MSCI WORLD CLIMATE PARI	Art. 135 novies	965	0,00%
TREVISAN DARIO	Rappr. Des.	AMUNDI MSCI WORLD CLIMATE PARIS ALIG PAB	AMUNDI MSCI WORLD CLIMATE PARIS ALIG PAB	Art. 135 novies	3.095	0,00%
TREVISAN DARIO	Rappr. Des.	AMUNDI MSCI WORLD CLIMATE TRANSITION CTB	AMUNDI MSCI WORLD CLIMATE TRANSITION CTB	Art. 135 novies	22.947	0,00%
TREVISAN DARIO	Rappr. Des.	AMUNDI OBIETTIVO CRESCITA 2022	AMUNDI OBIETTIVO CRESCITA 2022	Art. 135 novies	4.106	0,00%
TREVISAN DARIO	Rappr. Des.	AMUNDI OBIETTIVO CRESCITA 2022 DUE	AMUNDI OBIETTIVO CRESCITA 2022 DUE	Art. 135 novies	4.456	0,00%
TREVISAN DARIO	Rappr. Des.	AMUNDI OBIETTIVO RISPARMIO 2022	AMUNDI OBIETTIVO RISPARMIO 2022	Art. 135 novies	1.058	0,00%
TREVISAN DARIO	Rappr. Des.	AMUNDI OBIETTIVO RISPARMIO 2022 DUE	AMUNDI OBIETTIVO RISPARMIO 2022 DUE	Art. 135 novies	1.115	0,00%
TREVISAN DARIO	Rappr. Des.	AMUNDI OBIETTIVO RISPARMIO 2022 QUATTRO	AMUNDI OBIETTIVO RISPARMIO 2022 QUATTRO	Art. 135 novies	987	0,00%
TREVISAN DARIO	Rappr. Des.	AMUNDI OBIETTIVO RISPARMIO 2022 TRE	AMUNDI OBIETTIVO RISPARMIO 2022 TRE	Art. 135 novies	934	0,00%
TREVISAN DARIO	Rappr. Des.	AMUNDI PATRIMOINE	AMUNDI PATRIMOINE	Art. 135 novies	44.925	0,01%
TREVISAN DARIO	Rappr. Des.	AMUNDI PATRIMOINE PEA	AMUNDI PATRIMOINE PEA	Art. 135 novies	244.676	0,03%
TREVISAN DARIO	Rappr. Des.	AMUNDI PRIME EUROPE - UCITS ETF DR	AMUNDI PRIME EUROPE - UCITS ETF DR	Art. 135 novies	207	0,00%
TREVISAN DARIO	Rappr. Des.	AMUNDI PRIME EUROZONE	AMUNDI PRIME EUROZONE	Art. 135 novies	1.434	0,00%
TREVISAN DARIO	Rappr. Des.	AMUNDI PRIME GLOBAL - UCITS ETF DR	AMUNDI PRIME GLOBAL - UCITS ETF DR	Art. 135 novies	66	0,00%
TREVISAN DARIO	Rappr. Des.	AMUNDI PROGETTO INCOME 2025	AMUNDI PROGETTO INCOME 2025	Art. 135 novies	12.687	0,00%
TREVISAN DARIO	Rappr. Des.	AMUNDI PROGETTO INCOME 2026	AMUNDI PROGETTO INCOME 2026	Art. 135 novies	6.964	0,00%
TREVISAN DARIO	Rappr. Des.	AMUNDI PROGETTO INCOME 2026 DUE	AMUNDI PROGETTO INCOME 2026 DUE	Art. 135 novies	11.181	0,00%
TREVISAN DARIO	Rappr. Des.	AMUNDI PROGETTO INCOME AGOSTO 2026	AMUNDI PROGETTO INCOME AGOSTO 2026	Art. 135 novies	8.628	0,00%

Mediobanca S.p.A. Assemblea ordinaria e straordinaria**28 ottobre 2021****Stampa dell'elenco Partecipanti**

Nominativo	Tipo Part.	Avente diritto	Titolare strumenti finanziari	Tipo delega	Azioni	%
TREVISAN DARIO	Rappr. Des.	AMUNDI RENDEMENT PLUS	AMUNDI RENDEMENT PLUS	Art. 135 novies	106	0,00%
TREVISAN DARIO	Rappr. Des.	AMUNDI SGR SPA	AMUNDI SGR SPA	Art. 135 novies	4.395	0,00%
TREVISAN DARIO	Rappr. Des.	AMUNDI SGR SPA	AMUNDI SGR SPA	Art. 135 novies	47.382	0,01%
TREVISAN DARIO	Rappr. Des.	AMUNDI SGR SPA	AMUNDI SGR SPA	Art. 135 novies	1.676	0,00%
TREVISAN DARIO	Rappr. Des.	AMUNDI SGR SPA	AMUNDI SGR SPA	Art. 135 novies	26.845	0,00%
TREVISAN DARIO	Rappr. Des.	AMUNDI SGR SPA	AMUNDI SGR SPA	Art. 135 novies	28.009	0,00%
TREVISAN DARIO	Rappr. Des.	AMUNDI SGR SPA	AMUNDI SGR SPA	Art. 135 novies	32.903	0,00%
TREVISAN DARIO	Rappr. Des.	AMUNDI SGR SPA	AMUNDI SGR SPA	Art. 135 novies	56.600	0,01%
TREVISAN DARIO	Rappr. Des.	AMUNDI SGR SPA	AMUNDI SGR SPA	Art. 135 novies	103.976	0,01%
TREVISAN DARIO	Rappr. Des.	AMUNDI SGR SPA	AMUNDI SGR SPA	Art. 135 novies	263.948	0,03%
TREVISAN DARIO	Rappr. Des.	AMUNDI SGR SPA	AMUNDI SGR SPA	Art. 135 novies	9.345	0,00%
TREVISAN DARIO	Rappr. Des.	AMUNDI SGR SPA / AMUNDI RISPARMIO ITALIA	AMUNDI SGR SPA / AMUNDI RISPARMIO ITALIA	Art. 135 novies	1.279.692	0,14%
TREVISAN DARIO	Rappr. Des.	AMUNDI SGR SPA / AMUNDI SVILUPPO ITALIA	AMUNDI SGR SPA / AMUNDI SVILUPPO ITALIA	Art. 135 novies	2.177.000	0,25%
TREVISAN DARIO	Rappr. Des.	AMUNDI SGR SPA / OBBLIGAZIONARIO PIU' A DIS TRIBUZIONE	AMUNDI SGR SPA / OBBLIGAZIONARIO PIU' A DIS TRIBUZIONE	Art. 135 novies	170.925	0,02%
TREVISAN DARIO	Rappr. Des.	AMUNDI SGR SPA/AMUNDI ELITE MULTI ASSET FLEXIBLE	AMUNDI SGR SPA/AMUNDI ELITE MULTI ASSET FLEXIBLE	Art. 135 novies	101.686	0,01%
TREVISAN DARIO	Rappr. Des.	AMUNDI STRATEGIES ACT EURP RISK PARITY	AMUNDI STRATEGIES ACT EURP RISK PARITY	Art. 135 novies	1.060	0,00%
TREVISAN DARIO	Rappr. Des.	AMUNDI VALORE ITALIA PIR	AMUNDI VALORE ITALIA PIR	Art. 135 novies	344.000	0,04%
TREVISAN DARIO	Rappr. Des.	AMUNDI WELTPORTFOLIO	AMUNDI WELTPORTFOLIO	Art. 135 novies	8.843	0,00%
TREVISAN DARIO	Rappr. Des.	ANGELINI PARTECIPAZIONI FINANZIARI SRL	ANGELINI PARTECIPAZIONI FINANZIARI SRL	Art. 135 novies	4.000.000	0,45%
TREVISAN DARIO	Rappr. Des.	ANGELINI PARTECIPAZIONI FINANZIARIE SRL	ANGELINI PARTECIPAZIONI FINANZIARIE SRL	Art. 135 novies	4.000.000	0,45%
TREVISAN DARIO	Rappr. Des.	ANIMA AZIONARIO PAESI SVILUPPATI LTE	ANIMA AZIONARIO PAESI SVILUPPATI LTE	Art. 135 novies	1.463	0,00%
TREVISAN DARIO	Rappr. Des.	ANIMA CRESCITA ITALIA	ANIMA CRESCITA ITALIA	Art. 135 novies	3.033.515	0,34%
TREVISAN DARIO	Rappr. Des.	ANIMA CRESCITA ITALIA NEW	ANIMA CRESCITA ITALIA NEW	Art. 135 novies	165.384	0,02%
TREVISAN DARIO	Rappr. Des.	ANIMA FUNDS PUBLIC LIMITED COMPANY	ANIMA FUNDS PUBLIC LIMITED COMPANY	Art. 135 novies	194.696	0,02%
TREVISAN DARIO	Rappr. Des.	ANIMA INIZIATIVA ITALIA	ANIMA INIZIATIVA ITALIA	Art. 135 novies	4.518.992	0,51%
TREVISAN DARIO	Rappr. Des.	ANIMA ITALIA	ANIMA ITALIA	Art. 135 novies	2.859.447	0,32%
TREVISAN DARIO	Rappr. Des.	AON MASTER TRUST	AON MASTER TRUST	Art. 135 novies	44.427	0,01%
TREVISAN DARIO	Rappr. Des.	AP ACTIONS 1 EURO	AP ACTIONS 1 EURO	Art. 135 novies	25.374	0,00%
TREVISAN DARIO	Rappr. Des.	AQUARIUS INTERNATIONAL FUND	AQUARIUS INTERNATIONAL FUND	Art. 135 novies	3.974	0,00%
TREVISAN DARIO	Rappr. Des.	ARAMCO US RETIREMENT INCOME PLAN TRUST	ARAMCO US RETIREMENT INCOME PLAN TRUST	Art. 135 novies	12.200	0,00%
				Art. 135 novies		

Mediobanca S.p.A. Assemblea ordinaria e straordinaria

28 ottobre 2021

Stampa dell'elenco Partecipanti

Nominativo	Tipo Part.	Avente diritto	Titolare strumenti finanziari	Tipo delega	Azioni	%
TREVISAN DARIO	Rappr. Des.	ARBEJDSMARKEDETS TILLAEGSPENSION	ARBEJDSMARKEDETS TILLAEGSPENSION		3.181.719	0,36%
TREVISAN DARIO	Rappr. Des.	ARCA S.P.A.	ARCA S.P.A.	Art. 135 novies	652.500	0,07%
TREVISAN DARIO	Rappr. Des.	ARGENTA DP	ARGENTA DP	Art. 135 novies	205.400	0,02%
TREVISAN DARIO	Rappr. Des.	ARGENTA DP	ARGENTA DP	Art. 135 novies	649.950	0,07%
TREVISAN DARIO	Rappr. Des.	ARIZONA PSPRS TRUST	ARIZONA PSPRS TRUST	Art. 135 novies	73.348	0,01%
TREVISAN DARIO	Rappr. Des.	ARIZONA STATE RETIREMENT SYSTEM	ARIZONA STATE RETIREMENT SYSTEM	Art. 135 novies	4.377	0,00%
TREVISAN DARIO	Rappr. Des.	ARIZONA STATE RETIREMENT SYSTEM	ARIZONA STATE RETIREMENT SYSTEM	Art. 135 novies	1	0,00%
TREVISAN DARIO	Rappr. Des.	ARK LIFE ASSURANCE COMPANY DESIGNATED ACTIVITY COMPANY	ARK LIFE ASSURANCE COMPANY DESIGNATED ACTIVITY COMPANY	Art. 135 novies	3.366	0,00%
TREVISAN DARIO	Rappr. Des.	ARK LIFE ASSURANCE COMPANY DESIGNATED ACTIVITY COMPANY	ARK LIFE ASSURANCE COMPANY DESIGNATED ACTIVITY COMPANY	Art. 135 novies	15.081	0,00%
TREVISAN DARIO	Rappr. Des.	ARK LIFE ASSURANCE COMPANY DESIGNATED ACTIVITY COMPANY	ARK LIFE ASSURANCE COMPANY DESIGNATED ACTIVITY COMPANY	Art. 135 novies	1.766	0,00%
TREVISAN DARIO	Rappr. Des.	ARK LIFE ASSURANCE COMPANY DESIGNATED ACTIVITY COMPANY	ARK LIFE ASSURANCE COMPANY DESIGNATED ACTIVITY COMPANY	Art. 135 novies	5.631	0,00%
TREVISAN DARIO	Rappr. Des.	ARKWRIGHT, LLC	ARKWRIGHT, LLC	Art. 135 novies	4.719	0,00%
TREVISAN DARIO	Rappr. Des.	ARKWRIGHT, LLC	ARKWRIGHT, LLC	Art. 135 novies	8.391	0,00%
TREVISAN DARIO	Rappr. Des.	ARRCO QUANT 1	ARRCO QUANT 1	Art. 135 novies	46.213	0,01%
TREVISAN DARIO	Rappr. Des.	ARRCO QUANT 2	ARRCO QUANT 2	Art. 135 novies	189.125	0,02%
TREVISAN DARIO	Rappr. Des.	ARROWSTREET ACWI ALPHA EXTENSION FUND III (CAYMAN) LIMITED	ARROWSTREET ACWI ALPHA EXTENSION FUND III (CAYMAN) LIMITED	Art. 135 novies	95.603	0,01%
TREVISAN DARIO	Rappr. Des.	ARROWSTREET GLOBAL EQUITY ACWI CIT A SUB FUND OF ARROWSTREET COLLECTIVE INVESTMENT TRUST	ARROWSTREET GLOBAL EQUITY ACWI CIT A SUB FUND OF ARROWSTREET COLLECTIVE INVESTMENT TRUST	Art. 135 novies	106.004	0,01%
TREVISAN DARIO	Rappr. Des.	ARROWSTREET GLOBAL EQUITY FUND	ARROWSTREET GLOBAL EQUITY FUND	Art. 135 novies	741.274	0,08%
TREVISAN DARIO	Rappr. Des.	ARUSHA BOURKE SEPARATE PROPERTY TRUST UAD 11/16/09	ARUSHA BOURKE SEPARATE PROPERTY TRUST UAD 11/16/09	Art. 135 novies	232	0,00%
TREVISAN DARIO	Rappr. Des.	ARVEST FOUNDATION	ARVEST FOUNDATION	Art. 135 novies	400	0,00%
TREVISAN DARIO	Rappr. Des.	ARVESTAR ASSET MANAGEMENT SA REPRESENTING ARGENTA PENSIOENSPAARFONDS	ARVESTAR ASSET MANAGEMENT SA REPRESENTING ARGENTA PENSIOENSPAARFONDS	Art. 135 novies	2.155.000	0,24%
TREVISAN DARIO	Rappr. Des.	ARVESTAR ASSET MANAGEMENT SA REPRESENTING ARGENTA PENSIOENSPAARFONDS DEFENSIVE	ARVESTAR ASSET MANAGEMENT SA REPRESENTING ARGENTA PENSIOENSPAARFONDS DEFENSIVE	Art. 135 novies	113.150	0,01%
TREVISAN DARIO	Rappr. Des.	ASCENSION ALPHA FUND LLC.	ASCENSION ALPHA FUND LLC.	Art. 135 novies	6.029	0,00%
TREVISAN DARIO	Rappr. Des.	ASSET MANAGEMENT EXCHANGE UCITS CCF	ASSET MANAGEMENT EXCHANGE UCITS CCF	Art. 135 novies	4.883	0,00%
TREVISAN DARIO	Rappr. Des.	ASSURDIX	ASSURDIX	Art. 135 novies	22.530	0,00%
TREVISAN DARIO	Rappr. Des.	ATCP-UI-FONDS	ATCP-UI-FONDS	Art. 135 novies	6.059	0,00%

Mediobanca S.p.A. Assemblea ordinaria e straordinaria

28 ottobre 2021



Stampa dell'elenco Partecipanti

Nominativo	Tipo Part.	Avente diritto	Titolare strumenti finanziari	Tipo delega	Azioni	%
TREVISAN DARIO	Rappr. Des.	ATOUT EUROLAND CORE +	ATOUT EUROLAND CORE +	Art. 135 novies	119.525	0,01%
TREVISAN DARIO	Rappr. Des.	ATOUT EUROLAND HAUT RENDEMENT	ATOUT EUROLAND HAUT RENDEMENT	Art. 135 novies	7.840	0,00%
TREVISAN DARIO	Rappr. Des.	ATOUT EUROPE CORE +	ATOUT EUROPE CORE +	Art. 135 novies	62.027	0,01%
TREVISAN DARIO	Rappr. Des.	ATOUT FRANCE CORE +	ATOUT FRANCE CORE +	Art. 135 novies	15.180	0,00%
TREVISAN DARIO	Rappr. Des.	AURELIA S.R.L.	AURELIA S.R.L.	Art. 135 novies	4.300.000	0,48%
TREVISAN DARIO	Rappr. Des.	AURION GLOBAL EQUITY FUND	AURION GLOBAL EQUITY FUND	Art. 135 novies	2.103	0,00%
TREVISAN DARIO	Rappr. Des.	AUSTRALIAN CAPITAL TERRITORY	AUSTRALIAN CAPITAL TERRITORY	Art. 135 novies	15.114	0,00%
TREVISAN DARIO	Rappr. Des.	AUSTRALIANSUPER	AUSTRALIANSUPER	Art. 135 novies	35	0,00%
TREVISAN DARIO	Rappr. Des.	AVALON PORTFOLIO II LLC	AVALON PORTFOLIO II LLC	Art. 135 novies	4.451	0,00%
TREVISAN DARIO	Rappr. Des.	AVIVA DIVERSIFIE	AVIVA DIVERSIFIE	Art. 135 novies	3.342	0,00%
TREVISAN DARIO	Rappr. Des.	AVIVA INVEST VALORISATION	AVIVA INVEST VALORISATION	Art. 135 novies	122.188	0,01%
TREVISAN DARIO	Rappr. Des.	AVIVA INVESTORS CONVICTION	AVIVA INVESTORS CONVICTION	Art. 135 novies	229.805	0,03%
TREVISAN DARIO	Rappr. Des.	AVIVA INVESTORS INVESTMENT FUNDS ICVC AVIVA INVESTORS INTERNATIONAL INDEX TRACKING FUND	AVIVA INVESTORS INVESTMENT FUNDS ICVC AVIVA INVESTORS INTERNATIONAL INDEX TRACKING FUND	Art. 135 novies	10.591	0,00%
TREVISAN DARIO	Rappr. Des.	AVIVA INVESTORS PASSIVE FUNDS ACS - AI 30:70 GLOBAL EQUITY (CURRENCY HEDGED) INDEX FUND	AVIVA INVESTORS PASSIVE FUNDS ACS - AI 30:70 GLOBAL EQUITY (CURRENCY HEDGED) INDEX FUND	Art. 135 novies	9.270	0,00%
TREVISAN DARIO	Rappr. Des.	AVIVA INVESTORS PASSIVE FUNDS ACS - AI 50:50 GLOBAL EQUITY INDEX FUND	AVIVA INVESTORS PASSIVE FUNDS ACS - AI 50:50 GLOBAL EQUITY INDEX FUND	Art. 135 novies	68.208	0,01%
TREVISAN DARIO	Rappr. Des.	AVIVA INVESTORS PASSIVE FUNDS ACS - AI 60:40 GLOBAL EQUITY INDEX FUND	AVIVA INVESTORS PASSIVE FUNDS ACS - AI 60:40 GLOBAL EQUITY INDEX FUND	Art. 135 novies	16.450	0,00%
TREVISAN DARIO	Rappr. Des.	AVIVA INVESTORS PASSIVE FUNDS ACS - AI CONTINENTAL EUROPEAN EQUITY INDEX FUND	AVIVA INVESTORS PASSIVE FUNDS ACS - AI CONTINENTAL EUROPEAN EQUITY INDEX FUND	Art. 135 novies	15.188	0,00%
TREVISAN DARIO	Rappr. Des.	AVIVA INVESTORS PASSIVE FUNDS ACS - AI DEVELOPED EUROPEAN EX UK EQUITY INDEX FUND	AVIVA INVESTORS PASSIVE FUNDS ACS - AI DEVELOPED EUROPEAN EX UK EQUITY INDEX FUND	Art. 135 novies	23.975	0,00%
TREVISAN DARIO	Rappr. Des.	AVIVA INVESTORS PASSIVE FUNDS ACS - AI DEVELOPED WORLD EX UK EQUITY INDEX FUND	AVIVA INVESTORS PASSIVE FUNDS ACS - AI DEVELOPED WORLD EX UK EQUITY INDEX FUND	Art. 135 novies	44.155	0,00%
TREVISAN DARIO	Rappr. Des.	AVIVA LIFE & PENSIONS UK LIMITED	AVIVA LIFE & PENSIONS UK LIMITED	Art. 135 novies	1.586	0,00%
TREVISAN DARIO	Rappr. Des.	AVIVA LIFE & PENSIONS UK LIMITED	AVIVA LIFE & PENSIONS UK LIMITED	Art. 135 novies	3.333	0,00%
TREVISAN DARIO	Rappr. Des.	AVIVA LIFE & PENSIONS UK LIMITED	AVIVA LIFE & PENSIONS UK LIMITED	Art. 135 novies	5.018	0,00%
TREVISAN DARIO	Rappr. Des.	AVIVA LIFE & PENSIONS UK LIMITED	AVIVA LIFE & PENSIONS UK LIMITED	Art. 135 novies	16.145	0,00%
TREVISAN DARIO	Rappr. Des.	AVIVA LIFE & PENSIONS UK LIMITED	AVIVA LIFE & PENSIONS UK LIMITED	Art. 135 novies	16.224	0,00%
TREVISAN DARIO	Rappr. Des.	AVIVA LIFE & PENSIONS UK LIMITED	AVIVA LIFE & PENSIONS UK LIMITED	Art. 135 novies	11.737	0,00%
TREVISAN DARIO	Rappr. Des.	AVIVA LIFE & PENSIONS UK LIMITED	AVIVA LIFE & PENSIONS UK LIMITED	Art. 135 novies	34.487	0,00%
TREVISAN DARIO	Rappr. Des.	AVIVA PATRIMOINE	AVIVA PATRIMOINE	Art. 135 novies	21.476	0,00%
TREVISAN DARIO		AVIVA PERFORMANCE	AVIVA PERFORMANCE	Art. 135 novies	6.415	0,00%

Mediobanca S.p.A. Assemblea ordinaria e straordinaria

28 ottobre 2021



Stampa dell'elenco Partecipanti

Nominativo	Tipo Part.	Avente diritto	Titolare strumenti finanziari	Tipo delega	Azioni	%
	Rappr. Des.					
TREVISAN DARIO	Rappr. Des.	AWARE SUPER	AWARE SUPER	Art. 135 novies	239	0,00%
TREVISAN DARIO	Rappr. Des.	AWARE SUPER	AWARE SUPER	Art. 135 novies	176	0,00%
TREVISAN DARIO	Rappr. Des.	AWARE SUPER	AWARE SUPER	Art. 135 novies	2.536	0,00%
TREVISAN DARIO	Rappr. Des.	AWARE SUPER	AWARE SUPER	Art. 135 novies	1.382	0,00%
TREVISAN DARIO	Rappr. Des.	AWARE SUPER LEVEL 28	AWARE SUPER LEVEL 28	Art. 135 novies	2.756	0,00%
TREVISAN DARIO	Rappr. Des.	AXA AA DIVERSIFIE INDICIEL 1	AXA AA DIVERSIFIE INDICIEL 1	Art. 135 novies	39.597	0,00%
TREVISAN DARIO	Rappr. Des.	AXA MPS FINANCIAL DESIGNATED ACTIVITY CO	AXA MPS FINANCIAL DESIGNATED ACTIVITY CO	Art. 135 novies	453.000	0,05%
TREVISAN DARIO	Rappr. Des.	AXA VORSORGE FONDS II EQUITIES GLOBAL MARKETS PASSIVE CREDIT SUISSE FUNDS AG	AXA VORSORGE FONDS II EQUITIES GLOBAL MARKETS PASSIVE CREDIT SUISSE FUNDS AG	Art. 135 novies	39.424	0,00%
TREVISAN DARIO	Rappr. Des.	AXA WORLD FUNDS	AXA WORLD FUNDS	Art. 135 novies	1.150.000	0,13%
TREVISAN DARIO	Rappr. Des.	AZ FUND 1 AZ ALLOCATION PIR ITALIAN EXCELLENCE 30	AZ FUND 1 AZ ALLOCATION PIR ITALIAN EXCELLENCE 30	Art. 135 novies	16.000	0,00%
TREVISAN DARIO	Rappr. Des.	AZ FUND 1 AZ ALLOCATION PIR ITALIAN EXCELLENCE 70	AZ FUND 1 AZ ALLOCATION PIR ITALIAN EXCELLENCE 70	Art. 135 novies	260.415	0,03%
TREVISAN DARIO	Rappr. Des.	AZIMUT CAPITAL MANAGEMENT SGR S.P.A	AZIMUT CAPITAL MANAGEMENT SGR S.P.A	Art. 135 novies	115.000	0,01%
TREVISAN DARIO	Rappr. Des.	AZL DFA INTERNATIONAL CORE EQUITY FUND	AZL DFA INTERNATIONAL CORE EQUITY FUND	Art. 135 novies	11.475	0,00%
TREVISAN DARIO	Rappr. Des.	AZL INTERNATIONAL INDEX FUND	AZL INTERNATIONAL INDEX FUND	Art. 135 novies	64.613	0,01%
TREVISAN DARIO	Rappr. Des.	AZL MSCI GLOBAL EQUITY INDEX FUND	AZL MSCI GLOBAL EQUITY INDEX FUND	Art. 135 novies	5.740	0,00%
TREVISAN DARIO	Rappr. Des.	BANCA MEDIOLANUM S.P.A.	BANCA MEDIOLANUM S.P.A.	Art. 135 novies	22.644.712	2,55%
TREVISAN DARIO	Rappr. Des.	BANCO BILBAO VIZCAYA MADRID	BANCO BILBAO VIZCAYA MADRID	Art. 135 novies	60.158	0,01%
TREVISAN DARIO	Rappr. Des.	BANCO CENTRAL DE TIMOR-LESTE (BCTL)	BANCO CENTRAL DE TIMOR-LESTE (BCTL)	Art. 135 novies	23.291	0,00%
TREVISAN DARIO	Rappr. Des.	BANCO CENTRAL DE TIMOR-LESTE (BCTL)	BANCO CENTRAL DE TIMOR-LESTE (BCTL)	Art. 135 novies	26.233	0,00%
TREVISAN DARIO	Rappr. Des.	BANCO CENTRAL DE TIMOR-LESTE (BCTL)	BANCO CENTRAL DE TIMOR-LESTE (BCTL)	Art. 135 novies	4.041	0,00%
TREVISAN DARIO	Rappr. Des.	BANCO NACIONAL DE PANAMA ACTING AS TRUSTEE OF THE FIDEICOMISO DE FOND O DE AHORRO DE PANAMA	BANCO NACIONAL DE PANAMA ACTING AS TRUSTEE OF THE FIDEICOMISO DE FOND O DE AHORRO DE PANAMA	Art. 135 novies	5.010	0,00%
TREVISAN DARIO	Rappr. Des.	BANK OF KOREA	BANK OF KOREA	Art. 135 novies	2.209	0,00%
TREVISAN DARIO	Rappr. Des.	BANK OF KOREA	BANK OF KOREA	Art. 135 novies	25.506	0,00%
TREVISAN DARIO	Rappr. Des.	BANK OF KOREA	BANK OF KOREA	Art. 135 novies	1	0,00%
TREVISAN DARIO	Rappr. Des.	BANK OF KOREA	BANK OF KOREA	Art. 135 novies	132.901	0,01%
TREVISAN DARIO	Rappr. Des.	BANK OF KOREA	BANK OF KOREA	Art. 135 novies	153.462	0,02%
TREVISAN DARIO	Rappr. Des.	BANK OF KOREA	BANK OF KOREA	Art. 135 novies	2.350	0,00%
TREVISAN DARIO	Rappr. Des.	BATTELLE MEMORIAL INSTITUTE	BATTELLE MEMORIAL INSTITUTE	Art. 135 novies	23.180	0,00%

Mediobanca S.p.A. Assemblea ordinaria e straordinaria

28 ottobre 2021

Stampa dell'elenco Partecipanti

Nominativo	Tipo Part.	Avente diritto	Titolare strumenti finanziari	Tipo delega	Azioni	%
TREVISAN DARIO	Rappr. Des.	BCT POOLED INVESTMENT FUND SERIES SMART EUROPEAN EQUITY FUND	BCT POOLED INVESTMENT FUND SERIES SMART EUROPEAN EQUITY FUND	Art. 135 novies	7.438	0,00%
TREVISAN DARIO	Rappr. Des.	BEAR CREEK INC	BEAR CREEK INC	Art. 135 novies	6.029	0,00%
TREVISAN DARIO	Rappr. Des.	BEAR CREEK INC	BEAR CREEK INC	Art. 135 novies	13.251	0,00%
TREVISAN DARIO	Rappr. Des.	BEAT DRUGS FUND ASSOCIATION	BEAT DRUGS FUND ASSOCIATION	Art. 135 novies	789	0,00%
TREVISAN DARIO	Rappr. Des.	BECTON DICKINSON AND COMPANY MASTER RETIREMENT TRUST	BECTON DICKINSON AND COMPANY MASTER RETIREMENT TRUST	Art. 135 novies	16.855	0,00%
TREVISAN DARIO	Rappr. Des.	BEL EQUITY EUROPE ESG	BEL EQUITY EUROPE ESG	Art. 135 novies	52.686	0,01%
TREVISAN DARIO	Rappr. Des.	BELL ATLANTIC MASTER TRUST	BELL ATLANTIC MASTER TRUST	Art. 135 novies	2.499	0,00%
TREVISAN DARIO	Rappr. Des.	BELLEVUE FUNDS (LUX) - BB ENTREPRENEUR EUROPE SMALL	BELLEVUE FUNDS (LUX) - BB ENTREPRENEUR EUROPE SMALL	Art. 135 novies	146.845	0,02%
TREVISAN DARIO	Rappr. Des.	BELLSOUTH CORP RFA VEBA TRUST	BELLSOUTH CORP RFA VEBA TRUST	Art. 135 novies	8.047	0,00%
TREVISAN DARIO	Rappr. Des.	BELLSOUTH CORPORATE TRUST UNDER EXECUTIVE BENEFIT PLAN(S) FO.	BELLSOUTH CORPORATE TRUST UNDER EXECUTIVE BENEFIT PLAN(S) FO.	Art. 135 novies	4.100	0,00%
TREVISAN DARIO	Rappr. Des.	BELLSOUTH CORPORATE TRUST UNDER EXECUTIVE BENEFIT PLAN(S).	BELLSOUTH CORPORATE TRUST UNDER EXECUTIVE BENEFIT PLAN(S).	Art. 135 novies	20.600	0,00%
TREVISAN DARIO	Rappr. Des.	BELLSOUTH CORPORATION TRUST UNDER EXECUTIVE BENEFIT PLAN(S)	BELLSOUTH CORPORATION TRUST UNDER EXECUTIVE BENEFIT PLAN(S)	Art. 135 novies	3.600	0,00%
TREVISAN DARIO	Rappr. Des.	BELLSOUTH ENTERPRISES INC. TRUST UNDER EXECUTIVE BENEFIT PLA.	BELLSOUTH ENTERPRISES INC. TRUST UNDER EXECUTIVE BENEFIT PLA.	Art. 135 novies	5.700	0,00%
TREVISAN DARIO	Rappr. Des.	BERNSTEIN FUND INC INTERNATIONAL STRATEGIC EQUITIES PORTFOLIO	BERNSTEIN FUND INC INTERNATIONAL STRATEGIC EQUITIES PORTFOLIO	Art. 135 novies	6.502.400	0,73%
TREVISAN DARIO	Rappr. Des.	BEST INVESTMENT CORPORATION	BEST INVESTMENT CORPORATION	Art. 135 novies	2.038	0,00%
TREVISAN DARIO	Rappr. Des.	BEST INVESTMENT CORPORATION	BEST INVESTMENT CORPORATION	Art. 135 novies	7.238	0,00%
TREVISAN DARIO	Rappr. Des.	BESTSELECT - AB EUROPEAN EQUITY	BESTSELECT - AB EUROPEAN EQUITY	Art. 135 novies	361.512	0,04%
TREVISAN DARIO	Rappr. Des.	BETTER BE GOOD LLC	BETTER BE GOOD LLC	Art. 135 novies	411	0,00%
TREVISAN DARIO	Rappr. Des.	BFT EURO FUTUR ESG	BFT EURO FUTUR ESG	Art. 135 novies	58.000	0,01%
TREVISAN DARIO	Rappr. Des.	BFT PARTNERS - VIA EQUITY EURO	BFT PARTNERS - VIA EQUITY EURO	Art. 135 novies	75.092	0,01%
TREVISAN DARIO	Rappr. Des.	BLACKROCK - IG INTERNATIONALEQUITY POOL	BLACKROCK - IG INTERNATIONALEQUITY POOL	Art. 135 novies	34.007	0,00%
TREVISAN DARIO	Rappr. Des.	BLACKROCK ADVANTAGE ESG INTERNATIONAL EQUITY FUND OF BLACKROCK FUNDS	BLACKROCK ADVANTAGE ESG INTERNATIONAL EQUITY FUND OF BLACKROCK FUNDS	Art. 135 novies	897	0,00%
TREVISAN DARIO	Rappr. Des.	BLACKROCK ADVANTAGE GLOBAL FUN	BLACKROCK ADVANTAGE GLOBAL FUN	Art. 135 novies	5.423	0,00%
TREVISAN DARIO	Rappr. Des.	BLACKROCK ADVANTAGE INTERNATIONAL FUND	BLACKROCK ADVANTAGE INTERNATIONAL FUND	Art. 135 novies	325.912	0,04%
TREVISAN DARIO	Rappr. Des.	BLACKROCK AUTHORISED CONTRACTUAL SCHEME I	BLACKROCK AUTHORISED CONTRACTUAL SCHEME I	Art. 135 novies	6.554	0,00%
TREVISAN DARIO	Rappr. Des.	BLACKROCK AUTHORISED CONTRACTUAL SCHEME I	BLACKROCK AUTHORISED CONTRACTUAL SCHEME I	Art. 135 novies	1.095	0,00%
TREVISAN DARIO		BLACKROCK AUTHORISED CONTRACTUAL SCHEME I	BLACKROCK AUTHORISED CONTRACTUAL SCHEME I	Art. 135 novies	2.284	0,00%

Mediobanca S.p.A. Assemblea ordinaria e straordinaria

28 ottobre 2021

Stampa dell'elenco Partecipanti

Nominativo	Tipo Part.	Avente diritto	Titolare strumenti finanziari	Tipo delega	Azioni	%
	Rappr. Des.					
TREVISAN DARIO	Rappr. Des.	BLACKROCK AUTHORISED CONTRACTUAL SCHEME I	BLACKROCK AUTHORISED CONTRACTUAL SCHEME I	Art. 135 novies	7.182	0,00%
TREVISAN DARIO	Rappr. Des.	BLACKROCK AUTHORISED CONTRACTUAL SCHEME I	BLACKROCK AUTHORISED CONTRACTUAL SCHEME I	Art. 135 novies	10.375	0,00%
TREVISAN DARIO	Rappr. Des.	BLACKROCK AUTHORISED CONTRACTUAL SCHEME I	BLACKROCK AUTHORISED CONTRACTUAL SCHEME I	Art. 135 novies	1.231	0,00%
TREVISAN DARIO	Rappr. Des.	BLACKROCK AUTHORISED CONTRACTUAL SCHEME I	BLACKROCK AUTHORISED CONTRACTUAL SCHEME I	Art. 135 novies	309	0,00%
TREVISAN DARIO	Rappr. Des.	BLACKROCK CDN MSCI ACWI EX-CANADA INDEX FUND	BLACKROCK CDN MSCI ACWI EX-CANADA INDEX FUND	Art. 135 novies	15.920	0,00%
TREVISAN DARIO	Rappr. Des.	BLACKROCK CDN MSCI EAFE EQUITY INDEX FUND	BLACKROCK CDN MSCI EAFE EQUITY INDEX FUND	Art. 135 novies	18.261	0,00%
TREVISAN DARIO	Rappr. Des.	BLACKROCK FISSION INDEXED INTERNATIONAL EQUITY FUND	BLACKROCK FISSION INDEXED INTERNATIONAL EQUITY FUND	Art. 135 novies	3.184	0,00%
TREVISAN DARIO	Rappr. Des.	BLACKROCK FUND MANAGERS LTD	BLACKROCK FUND MANAGERS LTD	Art. 135 novies	25.763	0,00%
TREVISAN DARIO	Rappr. Des.	BLACKROCK FUNDS I ICAV	BLACKROCK FUNDS I ICAV	Art. 135 novies	14.335	0,00%
TREVISAN DARIO	Rappr. Des.	BLACKROCK FUNDS I ICAV	BLACKROCK FUNDS I ICAV	Art. 135 novies	588	0,00%
TREVISAN DARIO	Rappr. Des.	BLACKROCK GLOBAL FUNDS	BLACKROCK GLOBAL FUNDS	Art. 135 novies	141.941	0,02%
TREVISAN DARIO	Rappr. Des.	BLACKROCK GLOBAL FUNDS	BLACKROCK GLOBAL FUNDS	Art. 135 novies	91.906	0,01%
TREVISAN DARIO	Rappr. Des.	BLACKROCK GLOBAL INDEX FUNDS	BLACKROCK GLOBAL INDEX FUNDS	Art. 135 novies	1.410	0,00%
TREVISAN DARIO	Rappr. Des.	BLACKROCK GLOBAL INDEX FUNDS	BLACKROCK GLOBAL INDEX FUNDS	Art. 135 novies	15.239	0,00%
TREVISAN DARIO	Rappr. Des.	BLACKROCK INDEX SELECTION FUND	BLACKROCK INDEX SELECTION FUND	Art. 135 novies	9.353	0,00%
TREVISAN DARIO	Rappr. Des.	BLACKROCK INDEX SELECTION FUND	BLACKROCK INDEX SELECTION FUND	Art. 135 novies	346	0,00%
TREVISAN DARIO	Rappr. Des.	BLACKROCK INDEX SELECTION FUND	BLACKROCK INDEX SELECTION FUND	Art. 135 novies	699	0,00%
TREVISAN DARIO	Rappr. Des.	BLACKROCK INDEX SELECTION FUND	BLACKROCK INDEX SELECTION FUND	Art. 135 novies	1.160	0,00%
TREVISAN DARIO	Rappr. Des.	BLACKROCK INDEX SELECTION FUND	BLACKROCK INDEX SELECTION FUND	Art. 135 novies	11.055	0,00%
TREVISAN DARIO	Rappr. Des.	BLACKROCK INSTITUTIONAL POOLED FUNDS PLC	BLACKROCK INSTITUTIONAL POOLED FUNDS PLC	Art. 135 novies	122	0,00%
TREVISAN DARIO	Rappr. Des.	BLACKROCK INSTITUTIONAL POOLED FUNDS PLC	BLACKROCK INSTITUTIONAL POOLED FUNDS PLC	Art. 135 novies	5.398	0,00%
TREVISAN DARIO	Rappr. Des.	BLACKROCK INSTITUTIONAL TRUST COMPANY, N.A. INVESTMENT FUNDS FOR EMPLOYEE BENEFIT TRUSTS	BLACKROCK INSTITUTIONAL TRUST COMPANY, N.A. INVESTMENT FUNDS FOR EMPLOYEE BENEFIT TRUSTS	Art. 135 novies	121.813	0,01%
TREVISAN DARIO	Rappr. Des.	BLACKROCK INSTITUTIONAL TRUST COMPANY, N.A. INVESTMENT FUNDS FOR EMPLOYEE BENEFIT TRUSTS	BLACKROCK INSTITUTIONAL TRUST COMPANY, N.A. INVESTMENT FUNDS FOR EMPLOYEE BENEFIT TRUSTS	Art. 135 novies	498.247	0,06%
TREVISAN DARIO	Rappr. Des.	BLACKROCK INSTITUTIONAL TRUST COMPANY, N.A. INVESTMENT FUNDS FOR EMPLOYEE BENEFIT TRUSTS	BLACKROCK INSTITUTIONAL TRUST COMPANY, N.A. INVESTMENT FUNDS FOR EMPLOYEE BENEFIT TRUSTS	Art. 135 novies	32.263	0,00%
TREVISAN DARIO	Rappr. Des.	BLACKROCK INSTITUTIONAL TRUST COMPANY, N.A. INVESTMENT FUNDS FOR EMPLOYEE BENEFIT TRUSTS	BLACKROCK INSTITUTIONAL TRUST COMPANY, N.A. INVESTMENT FUNDS FOR EMPLOYEE BENEFIT TRUSTS	Art. 135 novies	1.147.880	0,13%

Mediobanca S.p.A. Assemblea ordinaria e straordinaria

28 ottobre 2021



Stampa dell'elenco Partecipanti

Nominativo	Tipo Part.	Avente diritto	Titolare strumenti finanziari	Tipo delega	Azioni	%
TREVISAN DARIO	Rappr. Des.	BLACKROCK INSTITUTIONAL TRUST COMPANY, N.A. INVESTMENT FUNDS FOR EMPLOYEE BENEFIT TRUSTS	BLACKROCK INSTITUTIONAL TRUST COMPANY, N.A. INVESTMENT FUNDS FOR EMPLOYEE BENEFIT TRUSTS	Art. 135 novies	93.617	0,01%
TREVISAN DARIO	Rappr. Des.	BLACKROCK INSTITUTIONAL TRUST COMPANY, N.A. INVESTMENT FUNDS FOR EMPLOYEE BENEFIT TRUSTS	BLACKROCK INSTITUTIONAL TRUST COMPANY, N.A. INVESTMENT FUNDS FOR EMPLOYEE BENEFIT TRUSTS	Art. 135 novies	994.712	0,11%
TREVISAN DARIO	Rappr. Des.	BLACKROCK INSTITUTIONAL TRUST COMPANY, N.A. INVESTMENT FUNDS FOR EMPLOYEE BENEFIT TRUSTS	BLACKROCK INSTITUTIONAL TRUST COMPANY, N.A. INVESTMENT FUNDS FOR EMPLOYEE BENEFIT TRUSTS	Art. 135 novies	65.630	0,01%
TREVISAN DARIO	Rappr. Des.	BLACKROCK INSTITUTIONAL TRUST COMPANY, N.A. INVESTMENT FUNDS FOR EMPLOYEE BENEFIT TRUSTS	BLACKROCK INSTITUTIONAL TRUST COMPANY, N.A. INVESTMENT FUNDS FOR EMPLOYEE BENEFIT TRUSTS	Art. 135 novies	8.620	0,00%
TREVISAN DARIO	Rappr. Des.	BLACKROCK INSTITUTIONAL TRUST COMPANY, N.A. INVESTMENT FUNDS FOR EMPLOYEE BENEFIT TRUSTS	BLACKROCK INSTITUTIONAL TRUST COMPANY, N.A. INVESTMENT FUNDS FOR EMPLOYEE BENEFIT TRUSTS	Art. 135 novies	324.706	0,04%
TREVISAN DARIO	Rappr. Des.	BLACKROCK INSTITUTIONAL TRUST COMPANY, N.A. INVESTMENT FUNDS FOR EMPLOYEE BENEFIT TRUSTS	BLACKROCK INSTITUTIONAL TRUST COMPANY, N.A. INVESTMENT FUNDS FOR EMPLOYEE BENEFIT TRUSTS	Art. 135 novies	2.392	0,00%
TREVISAN DARIO	Rappr. Des.	BLACKROCK INSTITUTIONAL TRUST COMPANY, N.A. INVESTMENT FUNDS FOR EMPLOYEE BENEFIT TRUSTS	BLACKROCK INSTITUTIONAL TRUST COMPANY, N.A. INVESTMENT FUNDS FOR EMPLOYEE BENEFIT TRUSTS	Art. 135 novies	51.612	0,01%
TREVISAN DARIO	Rappr. Des.	BLACKROCK INSTITUTIONAL TRUST COMPANY, N.A. INVESTMENT FUNDS FOR EMPLOYEE BENEFIT TRUSTS	BLACKROCK INSTITUTIONAL TRUST COMPANY, N.A. INVESTMENT FUNDS FOR EMPLOYEE BENEFIT TRUSTS	Art. 135 novies	1.767.813	0,20%
TREVISAN DARIO	Rappr. Des.	BLACKROCK INSTITUTIONAL TRUST COMPANY, N.A. INVESTMENT FUNDS FOR EMPLOYEE BENEFIT TRUSTS	BLACKROCK INSTITUTIONAL TRUST COMPANY, N.A. INVESTMENT FUNDS FOR EMPLOYEE BENEFIT TRUSTS	Art. 135 novies	343.597	0,04%
TREVISAN DARIO	Rappr. Des.	BLACKROCK INSTITUTIONAL TRUST COMPANY, N.A. INVESTMENT FUNDS FOR EMPLOYEE BENEFIT TRUSTS	BLACKROCK INSTITUTIONAL TRUST COMPANY, N.A. INVESTMENT FUNDS FOR EMPLOYEE BENEFIT TRUSTS	Art. 135 novies	18.247	0,00%
TREVISAN DARIO	Rappr. Des.	BLACKROCK INSTITUTIONAL TRUST COMPANY, N.A. INVESTMENT FUNDS FOR EMPLOYEE BENEFIT TRUSTS	BLACKROCK INSTITUTIONAL TRUST COMPANY, N.A. INVESTMENT FUNDS FOR EMPLOYEE BENEFIT TRUSTS	Art. 135 novies	1.075.696	0,12%
TREVISAN DARIO	Rappr. Des.	BLACKROCK INTERNATIONAL ALPHA TILTS FUND	BLACKROCK INTERNATIONAL ALPHA TILTS FUND	Art. 135 novies	6.086	0,00%
TREVISAN DARIO	Rappr. Des.	BLACKROCK INTERNATIONAL INDEX V.I. FUND OF BLACKROCK VARIABLE SERIES FUNDS, INC.	BLACKROCK INTERNATIONAL INDEX V.I. FUND OF BLACKROCK VARIABLE SERIES FUNDS, INC.	Art. 135 novies	7.311	0,00%
TREVISAN DARIO	Rappr. Des.	BLACKROCK LIFE LIMITED	BLACKROCK LIFE LIMITED	Art. 135 novies	16.949	0,00%
TREVISAN DARIO	Rappr. Des.	BLACKROCK LIFE LTD	BLACKROCK LIFE LTD	Art. 135 novies	1.475	0,00%
TREVISAN DARIO	Rappr. Des.	BLACKROCK LIFE LTD	BLACKROCK LIFE LTD	Art. 135 novies	155	0,00%
TREVISAN DARIO	Rappr. Des.	BLACKROCK LIFE LTD	BLACKROCK LIFE LTD	Art. 135 novies	3.035	0,00%
TREVISAN DARIO		BLACKROCK LIFE LTD	BLACKROCK LIFE LTD	Art. 135 novies	4.157	0,00%

Mediobanca S.p.A. Assemblea ordinaria e straordinaria

28 ottobre 2021



Stampa dell'elenco Partecipanti

Nominativo	Tipo Part.	Avente diritto	Titolare strumenti finanziari	Tipo delega	Azioni	%
	Rappr. Des.					
TREVISAN DARIO	Rappr. Des.	BLACKROCK LIFE LTD	BLACKROCK LIFE LTD	Art. 135 novies	15.765	0,00%
TREVISAN DARIO	Rappr. Des.	BLACKROCK LIFE LTD	BLACKROCK LIFE LTD	Art. 135 novies	94.972	0,01%
TREVISAN DARIO	Rappr. Des.	BLACKROCK MSCI EAFE EQUITY INDEX NON-LENDABLE FUND B	BLACKROCK MSCI EAFE EQUITY INDEX NON-LENDABLE FUND B	Art. 135 novies	122.315	0,01%
TREVISAN DARIO	Rappr. Des.	BLACKROCK MSCI EMU IMI INDEX FUND B (EMUIMIB)	BLACKROCK MSCI EMU IMI INDEX FUND B (EMUIMIB)	Art. 135 novies	457	0,00%
TREVISAN DARIO	Rappr. Des.	BLACKROCK MULTI-ASSET INCOME PORTFOLIO OF BLACKROCK FUNDS II	BLACKROCK MULTI-ASSET INCOME PORTFOLIO OF BLACKROCK FUNDS II	Art. 135 novies	290.330	0,03%
TREVISAN DARIO	Rappr. Des.	BLACKROCK SOLUTIONS FUNDS ICAV	BLACKROCK SOLUTIONS FUNDS ICAV	Art. 135 novies	73.908	0,01%
TREVISAN DARIO	Rappr. Des.	BLACKROCK STRATEGIC FUNDS	BLACKROCK STRATEGIC FUNDS	Art. 135 novies	135	0,00%
TREVISAN DARIO	Rappr. Des.	BLACKROCK UCITS CCF. BLACKROCK ASSET MANAGEMENT IRELAND LIMITED	BLACKROCK UCITS CCF. BLACKROCK ASSET MANAGEMENT IRELAND LIMITED	Art. 135 novies	29.968	0,00%
TREVISAN DARIO	Rappr. Des.	BMO MSCI EAFE INDEX ETF	BMO MSCI EAFE INDEX ETF	Art. 135 novies	143.252	0,02%
TREVISAN DARIO	Rappr. Des.	BNY MELLON DT NSL INTERNATIONAL STOCK INDEX FUND	BNY MELLON DT NSL INTERNATIONAL STOCK INDEX FUND	Art. 135 novies	28.379	0,00%
TREVISAN DARIO	Rappr. Des.	BNY MELLON INTERNATIONAL STOCK INDEX FUND	BNY MELLON INTERNATIONAL STOCK INDEX FUND	Art. 135 novies	18.619	0,00%
TREVISAN DARIO	Rappr. Des.	BNYM MELLON CF SL INTERNATIONAL STOCK INDEX FUND	BNYM MELLON CF SL INTERNATIONAL STOCK INDEX FUND	Art. 135 novies	33.269	0,00%
TREVISAN DARIO	Rappr. Des.	BNYM MELLON DB SL INTERNATIONAL STOCK INDEX FUND	BNYM MELLON DB SL INTERNATIONAL STOCK INDEX FUND	Art. 135 novies	308.072	0,03%
TREVISAN DARIO	Rappr. Des.	BNYM MELLON NSL INTERNATIONAL STOCK INDEX FUND	BNYM MELLON NSL INTERNATIONAL STOCK INDEX FUND	Art. 135 novies	57.100	0,01%
TREVISAN DARIO	Rappr. Des.	BNZ WHOLESALE INTERNATIONAL EQUITIES (INDEX) FUND	BNZ WHOLESALE INTERNATIONAL EQUITIES (INDEX) FUND	Art. 135 novies	11.626	0,00%
TREVISAN DARIO	Rappr. Des.	BOARD OF PENSIONS OF THE EVANGELICAL LUTHERAN CHURCH IN AMERICA	BOARD OF PENSIONS OF THE EVANGELICAL LUTHERAN CHURCH IN AMERICA	Art. 135 novies	7.684	0,00%
TREVISAN DARIO	Rappr. Des.	BOARD OF PENSIONS OF THE EVANGELICAL LUTHERAN CHURCH IN AMERICA	BOARD OF PENSIONS OF THE EVANGELICAL LUTHERAN CHURCH IN AMERICA	Art. 135 novies	2.801	0,00%
TREVISAN DARIO	Rappr. Des.	BOILERMAKERS NATIONAL ANNUITY TRUST	BOILERMAKERS NATIONAL ANNUITY TRUST	Art. 135 novies	45.281	0,01%
TREVISAN DARIO	Rappr. Des.	BP PENSION FUND	BP PENSION FUND	Art. 135 novies	9.127	0,00%
TREVISAN DARIO	Rappr. Des.	BPI GIF	BPI GIF	Art. 135 novies	49.000	0,01%
TREVISAN DARIO	Rappr. Des.	BRANDYTRUST GLOBAL PARTNERS LP	BRANDYTRUST GLOBAL PARTNERS LP	Art. 135 novies	14.549	0,00%
TREVISAN DARIO	Rappr. Des.	BRIDGE BUILDER INTERNATIONAL E	BRIDGE BUILDER INTERNATIONAL E	Art. 135 novies	26.741	0,00%
TREVISAN DARIO	Rappr. Des.	BRIGHTHOUSE FUNDS TRUST II METLIFE MSCI EAFE INDEX PORTFOLIO	BRIGHTHOUSE FUNDS TRUST II METLIFE MSCI EAFE INDEX PORTFOLIO	Art. 135 novies	44.816	0,01%
TREVISAN DARIO	Rappr. Des.	BRITISH COLUMBIA INVESTMENT MANAGEMENT	BRITISH COLUMBIA INVESTMENT MANAGEMENT	Art. 135 novies	963	0,00%

Mediobanca S.p.A. Assemblea ordinaria e straordinaria

28 ottobre 2021



Stampa dell'elenco Partecipanti

Nominativo	Tipo Part.	Avente diritto	Titolare strumenti finanziari	Tipo delega	Azioni	%
TREVISAN DARIO	Rappr. Des.	CORPORATION. BRITISH COLUMBIA INVESTMENT MANAGEMENT CORPORATION.	CORPORATION. BRITISH COLUMBIA INVESTMENT MANAGEMENT CORPORATION.	Art. 135 novies	761	0,00%
TREVISAN DARIO	Rappr. Des.	BRUNEI SHELL RETIREMENT BENEFIT FUND	BRUNEI SHELL RETIREMENT BENEFIT FUND	Art. 135 novies	1.272	0,00%
TREVISAN DARIO	Rappr. Des.	BRUNSWICK UNIT 1 QUALIFIED NUCLEAR DECOMMISSIONING FUND	BRUNSWICK UNIT 1 QUALIFIED NUCLEAR DECOMMISSIONING FUND	Art. 135 novies	4.977	0,00%
TREVISAN DARIO	Rappr. Des.	BRUNSWICK UNIT 2 QUALIFIED NUCLEAR DECOMMISSIONING FUND	BRUNSWICK UNIT 2 QUALIFIED NUCLEAR DECOMMISSIONING FUND	Art. 135 novies	5.094	0,00%
TREVISAN DARIO	Rappr. Des.	BT INTERNATIONAL SHARES INDEX FUND	BT INTERNATIONAL SHARES INDEX FUND	Art. 135 novies	39.176	0,00%
TREVISAN DARIO	Rappr. Des.	BT WHOLESALE MULTI-MANAGER INTERNATIONAL SHARE FUND	BT WHOLESALE MULTI-MANAGER INTERNATIONAL SHARE FUND	Art. 135 novies	13.778	0,00%
TREVISAN DARIO	Rappr. Des.	BUMA-UNIVERSAL-FONDS I	BUMA-UNIVERSAL-FONDS I	Art. 135 novies	6.536	0,00%
TREVISAN DARIO	Rappr. Des.	BUREAU OF LABOR FUNDS - LABOR RETIREMENT FUND	BUREAU OF LABOR FUNDS - LABOR RETIREMENT FUND	Art. 135 novies	1.798	0,00%
TREVISAN DARIO	Rappr. Des.	BUREAU OF LABOR FUNDS-LABOR PENSION FUND	BUREAU OF LABOR FUNDS-LABOR PENSION FUND	Art. 135 novies	3.856	0,00%
TREVISAN DARIO	Rappr. Des.	BUREAU OF LABOR FUNDS-LABOR PENSION FUND	BUREAU OF LABOR FUNDS-LABOR PENSION FUND	Art. 135 novies	2.742	0,00%
TREVISAN DARIO	Rappr. Des.	BUREAU OF LABOR FUNDS-LABOR PENSION FUND	BUREAU OF LABOR FUNDS-LABOR PENSION FUND	Art. 135 novies	1.586	0,00%
TREVISAN DARIO	Rappr. Des.	BUREAU OF LABOR FUNDS-LABOR PENSION FUND	BUREAU OF LABOR FUNDS-LABOR PENSION FUND	Art. 135 novies	9.820	0,00%
TREVISAN DARIO	Rappr. Des.	BUREAU OF LABOR FUNDS-LABOR PENSION FUND	BUREAU OF LABOR FUNDS-LABOR PENSION FUND	Art. 135 novies	5.140	0,00%
TREVISAN DARIO	Rappr. Des.	CAISSE DE DEPOT ET PLACEMENT DUQUEBEC	CAISSE DE DEPOT ET PLACEMENT DUQUEBEC	Art. 135 novies	4.543	0,00%
TREVISAN DARIO	Rappr. Des.	CAISSE DES DEPOTS ET CONSIGNATIONS	CAISSE DES DEPOTS ET CONSIGNATIONS	Art. 135 novies	218.946	0,02%
TREVISAN DARIO	Rappr. Des.	CALCIUM QUANT	CALCIUM QUANT	Art. 135 novies	34.724	0,00%
TREVISAN DARIO	Rappr. Des.	CALIFORNIA PUBLIC EMPLOYEES RETIREMENT SYSTEM	CALIFORNIA PUBLIC EMPLOYEES RETIREMENT SYSTEM	Art. 135 novies	1.497.441	0,17%
TREVISAN DARIO	Rappr. Des.	CALIFORNIA PUBLIC EMPLOYEES RETIREMENT SYSTEM	CALIFORNIA PUBLIC EMPLOYEES RETIREMENT SYSTEM	Art. 135 novies	718.940	0,08%
TREVISAN DARIO	Rappr. Des.	CALIFORNIA PUBLIC EMPLOYEES RETIREMENT SYSTEM	CALIFORNIA PUBLIC EMPLOYEES RETIREMENT SYSTEM	Art. 135 novies	5.055	0,00%
TREVISAN DARIO	Rappr. Des.	CALIFORNIA PUBLIC EMPLOYEES RETIREMENT SYSTEM	CALIFORNIA PUBLIC EMPLOYEES RETIREMENT SYSTEM	Art. 135 novies	3.978	0,00%
TREVISAN DARIO	Rappr. Des.	CALIFORNIA STATE TEACHERS' RETIREMENT SYSTEM	CALIFORNIA STATE TEACHERS' RETIREMENT SYSTEM	Art. 135 novies	203.943	0,02%
TREVISAN DARIO	Rappr. Des.	CALIFORNIA STATE TEACHERS' RETIREMENT SYSTEM	CALIFORNIA STATE TEACHERS' RETIREMENT SYSTEM	Art. 135 novies	1.829	0,00%
TREVISAN DARIO	Rappr. Des.	CALIFORNIA STATE TEACHERS' RETIREMENT SYSTEM	CALIFORNIA STATE TEACHERS' RETIREMENT SYSTEM	Art. 135 novies	62.819	0,01%
TREVISAN DARIO	Rappr. Des.	CALIFORNIA STATE TEACHERS' RETIREMENT SYSTEM	CALIFORNIA STATE TEACHERS' RETIREMENT SYSTEM	Art. 135 novies	166.966	0,02%
TREVISAN DARIO	Rappr. Des.	CALIFORNIA STATE TEACHERS' RETIREMENT SYSTEM	CALIFORNIA STATE TEACHERS' RETIREMENT SYSTEM	Art. 135 novies	309.558	0,03%
TREVISAN DARIO	Rappr. Des.	CALT 2004 SRL	CALT 2004 SRL	Art. 135 undecies	1.500.000	0,17%

Mediobanca S.p.A. Assemblea ordinaria e straordinaria

28 ottobre 2021

Stampa dell'elenco Partecipanti

Nominativo	Tipo Part.	Avente diritto	Titolare strumenti finanziari	Tipo delega	Azioni	%
TREVISAN DARIO	Rappr. Des.	CALVERT CLIFFS NUCLEAR POWER PLANT UNIT ONE QUALIFIED FUND	CALVERT CLIFFS NUCLEAR POWER PLANT UNIT ONE QUALIFIED FUND	Art. 135 novies	2.900	0,00%
TREVISAN DARIO	Rappr. Des.	CALVERT CLIFFS NUCLEAR POWER PLANT UNIT ONE QUALIFIED FUND	CALVERT CLIFFS NUCLEAR POWER PLANT UNIT ONE QUALIFIED FUND	Art. 135 novies	2.200	0,00%
TREVISAN DARIO	Rappr. Des.	CALVERT INTERNATIONAL RESPONSIBLE INDEX FUND	CALVERT INTERNATIONAL RESPONSIBLE INDEX FUND	Art. 135 novies	29.117	0,00%
TREVISAN DARIO	Rappr. Des.	CALVERT VP EAFE INTERNATIONAL INDEX PORTFOLIO	CALVERT VP EAFE INTERNATIONAL INDEX PORTFOLIO	Art. 135 novies	4.446	0,00%
TREVISAN DARIO	Rappr. Des.	CANADA PENSION PLAN INVESTMENT BOARD (CPPIB)	CANADA PENSION PLAN INVESTMENT BOARD (CPPIB)	Art. 135 novies	3.750.500	0,42%
TREVISAN DARIO	Rappr. Des.	CAPITOLIUM SRL	CAPITOLIUM SRL	Art. 135 undecies	300.000	0,03%
TREVISAN DARIO	Rappr. Des.	CAPSTONE VOLATILITY MASTER CAYMAN LIMITED INTL TRADING	CAPSTONE VOLATILITY MASTER CAYMAN LIMITED INTL TRADING	Art. 135 novies	734	0,00%
TREVISAN DARIO	Rappr. Des.	CARLETON UNIVERSITY RETIREMENT PLAN	CARLETON UNIVERSITY RETIREMENT PLAN	Art. 135 novies	52.850	0,01%
TREVISAN DARIO	Rappr. Des.	CARNELIAN INVESTMENT MANAGEMENT LLC	CARNELIAN INVESTMENT MANAGEMENT LLC	Art. 135 novies	11.620	0,00%
TREVISAN DARIO	Rappr. Des.	CAROL SPEARS REV TRUST DTD 9 29 2006	CAROL SPEARS REV TRUST DTD 9 29 2006	Art. 135 novies	4.000	0,00%
TREVISAN DARIO	Rappr. Des.	CAYMAN ISLANDS CHAMBER OF COMMERCE PENSION FUND	CAYMAN ISLANDS CHAMBER OF COMMERCE PENSION FUND	Art. 135 novies	3.666	0,00%
TREVISAN DARIO	Rappr. Des.	CB NL AIF CLIENTS ASSETS TAXABLE	CB NL AIF CLIENTS ASSETS TAXABLE	Art. 135 novies	16.570	0,00%
TREVISAN DARIO	Rappr. Des.	CBOSC-CBGS-WGSS07	CBOSC-CBGS-WGSS07	Art. 135 novies	12.141	0,00%
TREVISAN DARIO	Rappr. Des.	CC AND L ALTERNATIVE GLOBAL EQUITY FUND	CC AND L ALTERNATIVE GLOBAL EQUITY FUND	Art. 135 novies	315	0,00%
TREVISAN DARIO	Rappr. Des.	CDW 73 IRR PARA GL	CDW 73 IRR PARA GL	Art. 135 novies	351	0,00%
TREVISAN DARIO	Rappr. Des.	CENTRAL BANK OF IRELAND	CENTRAL BANK OF IRELAND	Art. 135 novies	1.051	0,00%
TREVISAN DARIO	Rappr. Des.	CENTRAL PENSION FUND OF THE INTERNATIONAL UNION OF OPERATING EMPLOYERS	CENTRAL PENSION FUND OF THE INTERNATIONAL UNION OF OPERATING EMPLOYERS	Art. 135 novies	14.168	0,00%
TREVISAN DARIO	Rappr. Des.	CENTRAL PENSION FUND OF THE INTERNATIONAL UNION OF OPERATING ENGINEERS AND PARTICIPATING EMPLOYERS	CENTRAL PENSION FUND OF THE INTERNATIONAL UNION OF OPERATING ENGINEERS AND PARTICIPATING EMPLOYERS	Art. 135 novies	118.209	0,01%
TREVISAN DARIO	Rappr. Des.	CENTRAL PROVIDENT FUND BOARD	CENTRAL PROVIDENT FUND BOARD	Art. 135 novies	1.396	0,00%
TREVISAN DARIO	Rappr. Des.	CFSIL ATF CMLA INTERNATIONAL SHARE FUND	CFSIL ATF CMLA INTERNATIONAL SHARE FUND	Art. 135 novies	8.069	0,00%
TREVISAN DARIO	Rappr. Des.	CHALLENGE FUNDS - CHALLENGE EUROPEAN EQUITY FUND	CHALLENGE FUNDS - CHALLENGE EUROPEAN EQUITY FUND	Art. 135 novies	18.098	0,00%
TREVISAN DARIO	Rappr. Des.	CHINA LIFE INSURANCE (GROUP) COMPANY	CHINA LIFE INSURANCE (GROUP) COMPANY	Art. 135 novies	1.597	0,00%
TREVISAN DARIO	Rappr. Des.	CHRISTIAN SUPER	CHRISTIAN SUPER	Art. 135 novies	1.787	0,00%
TREVISAN DARIO	Rappr. Des.	CHRISTOPHER J MILLERCHIP	CHRISTOPHER J MILLERCHIP	Art. 135 novies	519	0,00%
TREVISAN DARIO	Rappr. Des.	CIBC EUROPEAN INDEX FUND	CIBC EUROPEAN INDEX FUND	Art. 135 novies	3.780	0,00%
TREVISAN DARIO	Rappr. Des.	CIBC INTERNATIONAL INDEX FUND	CIBC INTERNATIONAL INDEX FUND	Art. 135 novies	33.893	0,00%
TREVISAN DARIO	Rappr. Des.	CIBC POOLED INTERNATIONAL EQUITY INDEX FUND	CIBC POOLED INTERNATIONAL EQUITY INDEX FUND	Art. 135 novies	3.132	0,00%

Mediobanca S.p.A. Assemblea ordinaria e straordinaria

28 ottobre 2021



Stampa dell'elenco Partecipanti

Nominativo	Tipo Part.	Avente diritto	Titolare strumenti finanziari	Tipo delega	Azioni	%
TREVISAN DARIO	Rappr. Des.	CINDY SPRINGS LLC	CINDY SPRINGS LLC	Art. 135 novies	49.952	0,01%
TREVISAN DARIO	Rappr. Des.	CITIBANK INTERNATIONAL PLC AS TRUSTEE CITIBANK INT.PLC	CITIBANK INTERNATIONAL PLC AS TRUSTEE CITIBANK INT.PLC	Art. 135 novies	2.005.574	0,23%
TREVISAN DARIO	Rappr. Des.	CITIBANK INTERNATIONAL PLC AS TRUSTEE CITIBANK INT.PLC	CITIBANK INTERNATIONAL PLC AS TRUSTEE CITIBANK INT.PLC	Art. 135 novies	131.561	0,01%
TREVISAN DARIO	Rappr. Des.	CITITRUST LIMITED AS TRUSTEE OF BLACKROCK PREMIER FUNDS-BLACKROCK WORLD EQUITY INDEX FUND	CITITRUST LIMITED AS TRUSTEE OF BLACKROCK PREMIER FUNDS-BLACKROCK WORLD EQUITY INDEX FUND	Art. 135 novies	3.625	0,00%
TREVISAN DARIO	Rappr. Des.	CITW FUND LP	CITW FUND LP	Art. 135 novies	582	0,00%
TREVISAN DARIO	Rappr. Des.	CITY OF FRESNO RETIREMENT SYSTEMS	CITY OF FRESNO RETIREMENT SYSTEMS	Art. 135 novies	169.764	0,02%
TREVISAN DARIO	Rappr. Des.	CITY OF LOS ANGELES FIRE AND POLICE PENSION PLAN	CITY OF LOS ANGELES FIRE AND POLICE PENSION PLAN	Art. 135 novies	81.351	0,01%
TREVISAN DARIO	Rappr. Des.	CITY OF LOS ANGELES FIRE AND POLICE PENSION PLAN	CITY OF LOS ANGELES FIRE AND POLICE PENSION PLAN	Art. 135 novies	39.795	0,00%
TREVISAN DARIO	Rappr. Des.	CITY OF MEMPHIS RETIREMENT SYSTEM	CITY OF MEMPHIS RETIREMENT SYSTEM	Art. 135 novies	31.453	0,00%
TREVISAN DARIO	Rappr. Des.	CITY OF NEW YORK GROUP TRUST	CITY OF NEW YORK GROUP TRUST	Art. 135 novies	45.724	0,01%
TREVISAN DARIO	Rappr. Des.	CITY OF NEW YORK GROUP TRUST	CITY OF NEW YORK GROUP TRUST	Art. 135 novies	60.764	0,01%
TREVISAN DARIO	Rappr. Des.	CITY OF NEW YORK GROUP TRUST	CITY OF NEW YORK GROUP TRUST	Art. 135 novies	56.386	0,01%
TREVISAN DARIO	Rappr. Des.	CITY OF PHILADELPHIA PUBLIC EMPLOYEES RETIREMENT SYSTEM	CITY OF PHILADELPHIA PUBLIC EMPLOYEES RETIREMENT SYSTEM	Art. 135 novies	36.505	0,00%
TREVISAN DARIO	Rappr. Des.	CITY OF TALLAHASSEE	CITY OF TALLAHASSEE	Art. 135 novies	81.710	0,01%
TREVISAN DARIO	Rappr. Des.	CITY UNIVERSITY OF NEW YORK	CITY UNIVERSITY OF NEW YORK	Art. 135 novies	531	0,00%
TREVISAN DARIO	Rappr. Des.	CIVIL SERVICE EMPLOYEES PENSION FUND	CIVIL SERVICE EMPLOYEES PENSION FUND	Art. 135 novies	10.515	0,00%
TREVISAN DARIO	Rappr. Des.	CLEARWATER INTERNATIONAL FUND	CLEARWATER INTERNATIONAL FUND	Art. 135 novies	14.266	0,00%
TREVISAN DARIO	Rappr. Des.	CLEOME INDEX EMU EQUITIES	CLEOME INDEX EMU EQUITIES	Art. 135 novies	4.228	0,00%
TREVISAN DARIO	Rappr. Des.	CLEOME INDEX EUROPE EQUITIES	CLEOME INDEX EUROPE EQUITIES	Art. 135 novies	8.118	0,00%
TREVISAN DARIO	Rappr. Des.	CM-AM SMALL & MIDCAP EURO	CM-AM SMALL & MIDCAP EURO	Art. 135 novies	344.000	0,04%
TREVISAN DARIO	Rappr. Des.	CM-CIC SICAV	CM-CIC SICAV	Art. 135 novies	200.000	0,02%
TREVISAN DARIO	Rappr. Des.	CM-CIC SICAV	CM-CIC SICAV	Art. 135 novies	14.000	0,00%
TREVISAN DARIO	Rappr. Des.	CMLA INDEXED GLOBAL SHARE FUND	CMLA INDEXED GLOBAL SHARE FUND	Art. 135 novies	3.389	0,00%
TREVISAN DARIO	Rappr. Des.	COLLEGE RETIREMENT EQUITIES FUND	COLLEGE RETIREMENT EQUITIES FUND	Art. 135 novies	1.174.572	0,13%
TREVISAN DARIO	Rappr. Des.	COLONIAL FIRST STATE INVESTMENTFUND 3	COLONIAL FIRST STATE INVESTMENTFUND 3	Art. 135 novies	27.772	0,00%
TREVISAN DARIO	Rappr. Des.	COLONIAL FIRST STATE INVESTMENTS LIMITED...	COLONIAL FIRST STATE INVESTMENTS LIMITED...	Art. 135 novies	10.775	0,00%
TREVISAN DARIO	Rappr. Des.	COLONIAL FIRST STATE INVESTMENTS LIMITED...	COLONIAL FIRST STATE INVESTMENTS LIMITED...	Art. 135 novies	92.833	0,01%
TREVISAN DARIO		COLONIAL FIRST STATE INVESTMENTS LIMITED...	COLONIAL FIRST STATE INVESTMENTS LIMITED...	Art. 135 novies	39.648	0,00%

Mediobanca S.p.A. Assemblea ordinaria e straordinaria

28 ottobre 2021



Stampa dell'elenco Partecipanti

Nominativo	Tipo Part.	Avente diritto	Titolare strumenti finanziari	Tipo delega	Azioni	%
TREVISAN DARIO	Rappr. Des.	COLONIAL FIRST STATE WHOLESALE INDEXED GLOBAL SHARE FUND	COLONIAL FIRST STATE WHOLESALE INDEXED GLOBAL SHARE FUND	Art. 135 novies	27.400	0,00%
TREVISAN DARIO	Rappr. Des.	COMBUSTION ENGINEERING 524(G) ASBESTOS PI TRUST	COMBUSTION ENGINEERING 524(G) ASBESTOS PI TRUST	Art. 135 novies	541	0,00%
TREVISAN DARIO	Rappr. Des.	COMMINGLED PENSION TRUST FUND (EAFE EQUITY INDEX) OF JP MORGAN CHASE BANK, N.A.	COMMINGLED PENSION TRUST FUND (EAFE EQUITY INDEX) OF JP MORGAN CHASE BANK, N.A.	Art. 135 novies	316.965	0,04%
TREVISAN DARIO	Rappr. Des.	COMMONWEALTH GLOBAL SHARE FUND 17..	COMMONWEALTH GLOBAL SHARE FUND 17..	Art. 135 novies	214.239	0,02%
TREVISAN DARIO	Rappr. Des.	COMMONWEALTH OF PA TREASURY	COMMONWEALTH OF PA TREASURY	Art. 135 novies	1.713	0,00%
TREVISAN DARIO	Rappr. Des.	COMMONWEALTH OF PENNSYLVANIA PUBLIC SCHOOL EMPLOYEES RETIR	COMMONWEALTH OF PENNSYLVANIA PUBLIC SCHOOL EMPLOYEES RETIR	Art. 135 novies	69.569	0,01%
TREVISAN DARIO	Rappr. Des.	COMMONWEALTH SUPERANNUATION CORPORATION AS TRUSTEE	COMMONWEALTH SUPERANNUATION CORPORATION AS TRUSTEE	Art. 135 novies	30.293	0,00%
TREVISAN DARIO	Rappr. Des.	CONNECTICUT GENERAL LIFE INSURANCE COMPANY	CONNECTICUT GENERAL LIFE INSURANCE COMPANY	Art. 135 novies	1.304	0,00%
TREVISAN DARIO	Rappr. Des.	CONNECTICUT GENERAL LIFE INSURANCE COMPANY	CONNECTICUT GENERAL LIFE INSURANCE COMPANY	Art. 135 novies	8.139	0,00%
TREVISAN DARIO	Rappr. Des.	CONNECTICUT GENERAL LIFE INSURANCE COMPANY	CONNECTICUT GENERAL LIFE INSURANCE COMPANY	Art. 135 novies	3.151	0,00%
TREVISAN DARIO	Rappr. Des.	CONSERVATION INTERNATIONAL FOUNDATION, INC.	CONSERVATION INTERNATIONAL FOUNDATION, INC.	Art. 135 novies	441	0,00%
TREVISAN DARIO	Rappr. Des.	CONSERVATIVE BALANCED PORTFOLIO	CONSERVATIVE BALANCED PORTFOLIO	Art. 135 novies	1.342	0,00%
TREVISAN DARIO	Rappr. Des.	CONSOLIDATED EDISON RETIREMENT PLAN	CONSOLIDATED EDISON RETIREMENT PLAN	Art. 135 novies	33.608	0,00%
TREVISAN DARIO	Rappr. Des.	CONVICTION PATRIMOINE	CONVICTION PATRIMOINE	Art. 135 novies	34.400	0,00%
TREVISAN DARIO	Rappr. Des.	COUNSEL DEFENSIVE GLOBAL EQUITY	COUNSEL DEFENSIVE GLOBAL EQUITY	Art. 135 novies	2.860	0,00%
TREVISAN DARIO	Rappr. Des.	COUNTY EMPLOYEES ANNUITY AND BENEFIT FUND OF COOK COUNTY	COUNTY EMPLOYEES ANNUITY AND BENEFIT FUND OF COOK COUNTY	Art. 135 novies	28.833	0,00%
TREVISAN DARIO	Rappr. Des.	COUNTY OF SANTA CLARA	COUNTY OF SANTA CLARA	Art. 135 novies	24.385	0,00%
TREVISAN DARIO	Rappr. Des.	CPR EUROLAND ESG	CPR EUROLAND ESG	Art. 135 novies	140.382	0,02%
TREVISAN DARIO	Rappr. Des.	CPR EUROLAND PREMIUM	CPR EUROLAND PREMIUM	Art. 135 novies	46.472	0,01%
TREVISAN DARIO	Rappr. Des.	CREDIT SUISSE FUNDS AG	CREDIT SUISSE FUNDS AG	Art. 135 novies	25.741	0,00%
TREVISAN DARIO	Rappr. Des.	CREDIT SUISSE INDEX FUND (LUX)	CREDIT SUISSE INDEX FUND (LUX)	Art. 135 novies	153.097	0,02%
TREVISAN DARIO	Rappr. Des.	CREDIT SUISSE INDEX FUND (LUX)	CREDIT SUISSE INDEX FUND (LUX)	Art. 135 novies	138.710	0,02%
TREVISAN DARIO	Rappr. Des.	CREDIT SUISSE INDEX FUND (LUX)	CREDIT SUISSE INDEX FUND (LUX)	Art. 135 novies	7.212	0,00%
TREVISAN DARIO	Rappr. Des.	CREDIT SUISSE LUX EUROZONE QUALITY GROWTH EQUITY FUND	CREDIT SUISSE LUX EUROZONE QUALITY GROWTH EQUITY FUND	Art. 135 novies	283.974	0,03%
TREVISAN DARIO	Rappr. Des.	CRELAN INVEST BALANCED	CRELAN INVEST BALANCED	Art. 135 novies	34.598	0,00%
TREVISAN DARIO	Rappr. Des.	CRELAN INVEST CONSERVATIVE	CRELAN INVEST CONSERVATIVE	Art. 135 novies	4.397	0,00%
TREVISAN DARIO	Rappr. Des.	CRELAN INVEST DYNAMIC	CRELAN INVEST DYNAMIC	Art. 135 novies	15.287	0,00%

Mediobanca S.p.A. Assemblea ordinaria e straordinaria

28 ottobre 2021



Stampa dell'elenco Partecipanti

Nominativo	Tipo Part.	Avente diritto	Titolare strumenti finanziari	Tipo delega	Azioni	%
TREVISAN DARIO	Rappr. Des.	CROWN SIGMA UCITS PLC - LGT SUSTAINABLE EQUITY EUROPE SUB FU	CROWN SIGMA UCITS PLC - LGT SUSTAINABLE EQUITY EUROPE SUB FU	Art. 135 novies	314.600	0,04%
TREVISAN DARIO	Rappr. Des.	CROWN SIGMA UCITS PLC - LGT SUSTAINABLE EQUITY MARKET NEUTRA	CROWN SIGMA UCITS PLC - LGT SUSTAINABLE EQUITY MARKET NEUTRA	Art. 135 novies	101.500	0,01%
TREVISAN DARIO	Rappr. Des.	CSIF 2 CREDIT SUISSE LUX COPERNICUS ITALY EQUITY FUND	CSIF 2 CREDIT SUISSE LUX COPERNICUS ITALY EQUITY FUND	Art. 135 novies	101.625	0,01%
TREVISAN DARIO	Rappr. Des.	CSIF CH EQUITY EMU CREDIT SUISSE FUNDS AG	CSIF CH EQUITY EMU CREDIT SUISSE FUNDS AG	Art. 135 novies	61.407	0,01%
TREVISAN DARIO	Rappr. Des.	CSIF CH EQUITY EUROPE EX CH BLUE CREDIT SUISSE FUNDS AG	CSIF CH EQUITY EUROPE EX CH BLUE CREDIT SUISSE FUNDS AG	Art. 135 novies	15.781	0,00%
TREVISAN DARIO	Rappr. Des.	CSIF CH III EQUITY WORLD EX CH VALUE WEIGHTED PENSION FUND CREDIT SUISSE FUNDS AG	CSIF CH III EQUITY WORLD EX CH VALUE WEIGHTED PENSION FUND CREDIT SUISSE FUNDS AG	Art. 135 novies	5.437	0,00%
TREVISAN DARIO	Rappr. Des.	CSX CORP MASTER PENSION TRUST	CSX CORP MASTER PENSION TRUST	Art. 135 novies	27.077	0,00%
TREVISAN DARIO	Rappr. Des.	CUSTODY BANK OF JAPAN, LTD. AS TRUSTEE FOR MIZUHO TRUST & BANKING CO., LTD. AS TRUSTEE FOR INTERNATIONAL EQUITY PASSIVE	CUSTODY BANK OF JAPAN, LTD. AS TRUSTEE FOR MIZUHO TRUST & BANKING CO., LTD. AS TRUSTEE FOR INTERNATIONAL EQUITY PASSIVE	Art. 135 novies	57.442	0,01%
TREVISAN DARIO	Rappr. Des.	CUSTODY BANK OF JAPAN, LTD. AS TRUSTEE FOR MIZUHO TRUST & BANKING CO., LTD. AS TRUSTEE FOR MHAM INTERNATIONAL EQUITY IND	CUSTODY BANK OF JAPAN, LTD. AS TRUSTEE FOR MIZUHO TRUST & BANKING CO., LTD. AS TRUSTEE FOR MHAM INTERNATIONAL EQUITY IND	Art. 135 novies	3.246	0,00%
TREVISAN DARIO	Rappr. Des.	CUSTODY BANK OF JAPAN, LTD. RE	CUSTODY BANK OF JAPAN, LTD. RE	Art. 135 novies	17.305	0,00%
TREVISAN DARIO	Rappr. Des.	CUSTODY BANK OF JAPAN, LTD. RE: MATB NISSAY / PANAGORA GLOBAL EQUITY PASSIVE FUND (LIMITED FOR ELIGIBLE INSTITUTIONAL IN	CUSTODY BANK OF JAPAN, LTD. RE: MATB NISSAY / PANAGORA GLOBAL EQUITY PASSIVE FUND (LIMITED FOR ELIGIBLE INSTITUTIONAL IN	Art. 135 novies	1.735	0,00%
TREVISAN DARIO	Rappr. Des.	CUSTODY BANK OF JAPAN, LTD. RE: RB TOKKIN 18420-7105	CUSTODY BANK OF JAPAN, LTD. RE: RB TOKKIN 18420-7105	Art. 135 novies	293.020	0,03%
TREVISAN DARIO	Rappr. Des.	CUSTODY BANK OF JAPAN, LTD. RE: RB TOKKIN 18420-7106	CUSTODY BANK OF JAPAN, LTD. RE: RB TOKKIN 18420-7106	Art. 135 novies	293.171	0,03%
TREVISAN DARIO	Rappr. Des.	CUSTODY BANK OF JAPAN, LTD. RE: STB FOREIGN STOCK INDEX MOTHER FUND(CURRENCY HEDGED)	CUSTODY BANK OF JAPAN, LTD. RE: STB FOREIGN STOCK INDEX MOTHER FUND(CURRENCY HEDGED)	Art. 135 novies	9.971	0,00%
TREVISAN DARIO	Rappr. Des.	CYSTIC FIBROSIS FOUNDATION	CYSTIC FIBROSIS FOUNDATION	Art. 135 novies	66.372	0,01%
TREVISAN DARIO	Rappr. Des.	D. E. SHAW ALL COUNTRY - PM	D. E. SHAW ALL COUNTRY - PM	Art. 135 novies	1	0,00%
TREVISAN DARIO	Rappr. Des.	DANSKE INVEST INDEX GLOBAL AC RESTRICTED - ACCUMULATING KL	DANSKE INVEST INDEX GLOBAL AC RESTRICTED - ACCUMULATING KL	Art. 135 novies	24.162	0,00%
TREVISAN DARIO	Rappr. Des.	DANSKE INVEST SICAV - GLOBAL INDEX	DANSKE INVEST SICAV - GLOBAL INDEX	Art. 135 novies	22.822	0,00%
TREVISAN DARIO	Rappr. Des.	DANSKE INVEST SICAV - SRI GLOBAL	DANSKE INVEST SICAV - SRI GLOBAL	Art. 135 novies	5.633	0,00%
TREVISAN DARIO	Rappr. Des.	DEAM-FONDS CPT	DEAM-FONDS CPT	Art. 135 novies	2.409	0,00%
TREVISAN DARIO	Rappr. Des.	DEGROOF PETERCAM ASSET MANAGEMENT REPRESENTING ERGO FUND	DEGROOF PETERCAM ASSET MANAGEMENT REPRESENTING ERGO FUND	Art. 135 novies	65.000	0,01%
TREVISAN DARIO	Rappr. Des.	DEKA-MASTER HAEK I	DEKA-MASTER HAEK I	Art. 135 novies	26.194	0,00%

Mediobanca S.p.A. Assemblea ordinaria e straordinaria

28 ottobre 2021



Stampa dell'elenco Partecipanti

Nominativo	Tipo Part.	Avente diritto	Titolare strumenti finanziari	Tipo delega	Azioni	%
TREVISAN DARIO	Rappr. Des.	DELFIN SARL.	DELFIN SARL.	Art. 135 novies	52.841.625	5,96%
TREVISAN DARIO	Rappr. Des.	DELFIN SARL.	DELFIN SARL.	Art. 135 novies	34.317.870	3,87%
TREVISAN DARIO	Rappr. Des.	DELFIN SARL.	DELFIN SARL.	Art. 135 novies	31.000.000	3,49%
TREVISAN DARIO	Rappr. Des.	DELFIN SARL.	DELFIN SARL.	Art. 135 novies	40.861.458	4,61%
TREVISAN DARIO	Rappr. Des.	DELFIN SARL.	DELFIN SARL.	Art. 135 novies	8.640.586	0,97%
TREVISAN DARIO	Rappr. Des.	DELFINCO LP	DELFINCO LP	Art. 135 novies	19.798	0,00%
TREVISAN DARIO	Rappr. Des.	DELTASHARES S+P INTERNATIONAL MANAGED RISK ETF	DELTASHARES S+P INTERNATIONAL MANAGED RISK ETF	Art. 135 novies	7.063	0,00%
TREVISAN DARIO	Rappr. Des.	DESJARDINS RI DEVELOPED EXUSA EXCANADA LOW CO2 INDEX ETF	DESJARDINS RI DEVELOPED EXUSA EXCANADA LOW CO2 INDEX ETF	Art. 135 novies	3.155	0,00%
TREVISAN DARIO	Rappr. Des.	DESJARDINS RI DEVELOPED EXUSA EXCANADA MULTIFACTOR LOW CO2 ETF	DESJARDINS RI DEVELOPED EXUSA EXCANADA MULTIFACTOR LOW CO2 ETF	Art. 135 novies	16.320	0,00%
TREVISAN DARIO	Rappr. Des.	DESJARDINS RI GLOBAL MULTIFACTOR FOSSIL FUEL RESERVES FREEETF	DESJARDINS RI GLOBAL MULTIFACTOR FOSSIL FUEL RESERVES FREEETF	Art. 135 novies	461	0,00%
TREVISAN DARIO	Rappr. Des.	DETROIT EDISON QUALIFIED NUCLEAR DECOMMISSIONING TRUST	DETROIT EDISON QUALIFIED NUCLEAR DECOMMISSIONING TRUST	Art. 135 novies	15.054	0,00%
TREVISAN DARIO	Rappr. Des.	DEVELOPED EX-FOSSIL FUEL INDEX FUND B (FTDEVXFF)	DEVELOPED EX-FOSSIL FUEL INDEX FUND B (FTDEVXFF)	Art. 135 novies	4.437	0,00%
TREVISAN DARIO	Rappr. Des.	DEVELOPED INTERNATIONAL EQUITY SELECT ETF	DEVELOPED INTERNATIONAL EQUITY SELECT ETF	Art. 135 novies	2.449	0,00%
TREVISAN DARIO	Rappr. Des.	DFI LP EQUITY (PASSIVE)	DFI LP EQUITY (PASSIVE)	Art. 135 novies	451	0,00%
TREVISAN DARIO	Rappr. Des.	DIEGO DELLA VALLE & C. S.R.L.	DIEGO DELLA VALLE & C. S.R.L.	Art. 135 undecies	4.401.000	0,50%
TREVISAN DARIO	Rappr. Des.	DILLON MARKETABLE SECURITIES COMMON TRUST FUND C/O KESWICK MANAGEMENT	DILLON MARKETABLE SECURITIES COMMON TRUST FUND C/O KESWICK MANAGEMENT	Art. 135 novies	1.918	0,00%
TREVISAN DARIO	Rappr. Des.	DIOCESE OF VENICE PENSION PLAN AND TRUST	DIOCESE OF VENICE PENSION PLAN AND TRUST	Art. 135 novies	666	0,00%
TREVISAN DARIO	Rappr. Des.	DIVERSIFIED INTERNATIONAL FUND	DIVERSIFIED INTERNATIONAL FUND	Art. 135 novies	3.310.921	0,37%
TREVISAN DARIO	Rappr. Des.	DNCA INVEST SOUTH EUROPE OPPORTUNITIES	DNCA INVEST SOUTH EUROPE OPPORTUNITIES	Art. 135 novies	156.287	0,02%
TREVISAN DARIO	Rappr. Des.	DPAM CAPITAL B	DPAM CAPITAL B	Art. 135 novies	39.331	0,00%
TREVISAN DARIO	Rappr. Des.	DPAM DBI RDT	DPAM DBI RDT	Art. 135 novies	254.087	0,03%
TREVISAN DARIO	Rappr. Des.	DPAM HORIZON	DPAM HORIZON	Art. 135 novies	35.112	0,00%
TREVISAN DARIO	Rappr. Des.	DPAM INVEST B	DPAM INVEST B	Art. 135 novies	10.139.303	1,14%
TREVISAN DARIO	Rappr. Des.	DPAM L	DPAM L	Art. 135 novies	884.000	0,10%
TREVISAN DARIO	Rappr. Des.	DUKE ENERGY QUALIFIED NUCLEAR DECOMMISSIONING	DUKE ENERGY QUALIFIED NUCLEAR DECOMMISSIONING	Art. 135 novies	36.145	0,00%
TREVISAN DARIO	Rappr. Des.	DUKE ENERGY RETIREMENT SAVINGS PLAN	DUKE ENERGY RETIREMENT SAVINGS PLAN	Art. 135 novies	114.700	0,01%
TREVISAN DARIO	Rappr. Des.	DUPONT PENSION TRUST	DUPONT PENSION TRUST	Art. 135 novies	18.304	0,00%

Mediobanca S.p.A. Assemblea ordinaria e straordinaria

28 ottobre 2021



Stampa dell'elenco Partecipanti

Nominativo	Tipo Part.	Avente diritto	Titolare strumenti finanziari	Tipo delega	Azioni	%
TREVISAN DARIO	Rappr. Des.	DWS GLOBAL INCOME BUILDER FUND	DWS GLOBAL INCOME BUILDER FUND	Art. 135 novies	77.734	0,01%
TREVISAN DARIO	Rappr. Des.	DWS GLOBAL INCOME BUILDER VIP	DWS GLOBAL INCOME BUILDER VIP	Art. 135 novies	13.548	0,00%
TREVISAN DARIO	Rappr. Des.	DWS INVESTMENT GMBH FOR DEAMFONDS GSK 1	DWS INVESTMENT GMBH FOR DEAMFONDS GSK 1	Art. 135 novies	6.284	0,00%
TREVISAN DARIO	Rappr. Des.	DWS INVESTMENT GMBH FOR DEAMFONDS PG EQ	DWS INVESTMENT GMBH FOR DEAMFONDS PG EQ	Art. 135 novies	17.415	0,00%
TREVISAN DARIO	Rappr. Des.	DWS INVESTMENT GMBH FOR DWS EUROPEAN OPPORTUNITIES	DWS INVESTMENT GMBH FOR DWS EUROPEAN OPPORTUNITIES	Art. 135 novies	15.066	0,00%
TREVISAN DARIO	Rappr. Des.	DWS INVESTMENT GMBH FOR MULTIINDEX EQUITY FUND	DWS INVESTMENT GMBH FOR MULTIINDEX EQUITY FUND	Art. 135 novies	5.069	0,00%
TREVISAN DARIO	Rappr. Des.	DWS INVESTMENT GMBH ON BEHALF OF DEAM FONDS ZDV	DWS INVESTMENT GMBH ON BEHALF OF DEAM FONDS ZDV	Art. 135 novies	9.216	0,00%
TREVISAN DARIO	Rappr. Des.	DWS INVESTMENT GMBH ON BEHALF OF DEAM FONDS ZDV	DWS INVESTMENT GMBH ON BEHALF OF DEAM FONDS ZDV	Art. 135 novies	678	0,00%
TREVISAN DARIO	Rappr. Des.	DWS INVESTMENT GMBH ON BEHALF OF DEUTSCHE DCG EQ	DWS INVESTMENT GMBH ON BEHALF OF DEUTSCHE DCG EQ	Art. 135 novies	4.197	0,00%
TREVISAN DARIO	Rappr. Des.	DWS INVESTMENT SA FOR ARERO DER WELTFONDS	DWS INVESTMENT SA FOR ARERO DER WELTFONDS	Art. 135 novies	14.761	0,00%
TREVISAN DARIO	Rappr. Des.	DWS MULTI ASSET PIR FUND	DWS MULTI ASSET PIR FUND	Art. 135 novies	122.388	0,01%
TREVISAN DARIO	Rappr. Des.	DYNASTY INVEST LTD	DYNASTY INVEST LTD	Art. 135 novies	1.116	0,00%
TREVISAN DARIO	Rappr. Des.	EASTSPRING INVESTMENTS	EASTSPRING INVESTMENTS	Art. 135 novies	1.370	0,00%
TREVISAN DARIO	Rappr. Des.	EATON VANCE EQUITY HARVEST FUNDLLC	EATON VANCE EQUITY HARVEST FUNDLLC	Art. 135 novies	6.972	0,00%
TREVISAN DARIO	Rappr. Des.	EBK-AKTIE-UNIVERSAL-FONDS	EBK-AKTIE-UNIVERSAL-FONDS	Art. 135 novies	40.430	0,00%
TREVISAN DARIO	Rappr. Des.	ECOFI OPTIM VARIANCE	ECOFI OPTIM VARIANCE	Art. 135 novies	83.979	0,01%
TREVISAN DARIO	Rappr. Des.	ECOLAB PENSION TRUST	ECOLAB PENSION TRUST	Art. 135 novies	20.235	0,00%
TREVISAN DARIO	Rappr. Des.	EGAMO ACTION EURO	EGAMO ACTION EURO	Art. 135 novies	1.400	0,00%
TREVISAN DARIO	Rappr. Des.	EGAMO ALLOCATION FLEXIBLE	EGAMO ALLOCATION FLEXIBLE	Art. 135 novies	17.659	0,00%
TREVISAN DARIO	Rappr. Des.	EMBO-FONDS	EMBO-FONDS	Art. 135 novies	17.164	0,00%
TREVISAN DARIO	Rappr. Des.	EMERGENCY SERVICES SUPERANNUATION SCHEME	EMERGENCY SERVICES SUPERANNUATION SCHEME	Art. 135 novies	1.925	0,00%
TREVISAN DARIO	Rappr. Des.	EMERSON ELECTRIC CO. RETIREMENT MASTER TRUST	EMERSON ELECTRIC CO. RETIREMENT MASTER TRUST	Art. 135 novies	39.900	0,00%
TREVISAN DARIO	Rappr. Des.	EMPLOYEES RETIREMENT SYSTEM OF GEORGIA	EMPLOYEES RETIREMENT SYSTEM OF GEORGIA	Art. 135 novies	80.902	0,01%
TREVISAN DARIO	Rappr. Des.	EMPLOYEES RETIREMENT SYSTEM OF THE CITY OF BALTIMORE OF BALTIMORE	EMPLOYEES RETIREMENT SYSTEM OF THE CITY OF BALTIMORE OF BALTIMORE	Art. 135 novies	977	0,00%
TREVISAN DARIO	Rappr. Des.	EMPLOYEES RETIREMENT SYSTEM OF THE STATE OF HAWAII	EMPLOYEES RETIREMENT SYSTEM OF THE STATE OF HAWAII	Art. 135 novies	1	0,00%
TREVISAN DARIO	Rappr. Des.	ENERGY INSURANCE MUTUAL LIMITED	ENERGY INSURANCE MUTUAL LIMITED	Art. 135 novies	6.680	0,00%
TREVISAN DARIO	Rappr. Des.	ENERGY INVESTMENT FUND	ENERGY INVESTMENT FUND	Art. 135 novies	5.046	0,00%

Mediobanca S.p.A. Assemblea ordinaria e straordinaria

28 ottobre 2021

Stampa dell'elenco Partecipanti

Nominativo	Tipo Part.	Avente diritto	Titolare strumenti finanziari	Tipo delega	Azioni	%
TREVISAN DARIO	Rappr. Des.	ENHANCED INDEX INTERNATIONAL SHARE FUND	ENHANCED INDEX INTERNATIONAL SHARE FUND	Art. 135 novies	11.057	0,00%
TREVISAN DARIO	Rappr. Des.	ENHANCED INDEX INTERNATIONAL SHARE FUND	ENHANCED INDEX INTERNATIONAL SHARE FUND	Art. 135 novies	26.249	0,00%
TREVISAN DARIO	Rappr. Des.	ENSIGN PEAK ADVISORS INC	ENSIGN PEAK ADVISORS INC	Art. 135 novies	60.162	0,01%
TREVISAN DARIO	Rappr. Des.	ENSIGN PEAK ADVISORS INC	ENSIGN PEAK ADVISORS INC	Art. 135 novies	1	0,00%
TREVISAN DARIO	Rappr. Des.	ENSIGN PEAK ADVISORS INC	ENSIGN PEAK ADVISORS INC	Art. 135 novies	63.270	0,01%
TREVISAN DARIO	Rappr. Des.	EPSILON ASSOCIATI SGR - EPSILONSGR DLONGRUN	EPSILON ASSOCIATI SGR - EPSILONSGR DLONGRUN	Art. 135 novies	269	0,00%
TREVISAN DARIO	Rappr. Des.	EPSILON ASSOCIATI SGR - EPSILONSGR QRETURN	EPSILON ASSOCIATI SGR - EPSILONSGR QRETURN	Art. 135 novies	14.757	0,00%
TREVISAN DARIO	Rappr. Des.	EPSILON MULTIASET VALORE GLOBALE DICEMBRE 2021	EPSILON MULTIASET VALORE GLOBALE DICEMBRE 2021	Art. 135 novies	5.037	0,00%
TREVISAN DARIO	Rappr. Des.	EPSILON MULTIASET VALORE GLOBALE LUGLIO 2022	EPSILON MULTIASET VALORE GLOBALE LUGLIO 2022	Art. 135 novies	5.240	0,00%
TREVISAN DARIO	Rappr. Des.	EPSILON MULTIASET VALORE GLOBALE MAGGIO 2022	EPSILON MULTIASET VALORE GLOBALE MAGGIO 2022	Art. 135 novies	6.636	0,00%
TREVISAN DARIO	Rappr. Des.	EPSILON MULTIASET VALORE GLOBALE MARZO 2022	EPSILON MULTIASET VALORE GLOBALE MARZO 2022	Art. 135 novies	3.426	0,00%
TREVISAN DARIO	Rappr. Des.	EQ ADVISORS TRUST - ATM INTERNATIONAL MANAGED VOLATILITY PORTFOLIO	EQ ADVISORS TRUST - ATM INTERNATIONAL MANAGED VOLATILITY PORTFOLIO	Art. 135 novies	15.653	0,00%
TREVISAN DARIO	Rappr. Des.	EQ ADVISORS TRUST - ATM INTERNATIONAL MANAGED VOLATILITY PORTFOLIO	EQ ADVISORS TRUST - ATM INTERNATIONAL MANAGED VOLATILITY PORTFOLIO	Art. 135 novies	38.581	0,00%
TREVISAN DARIO	Rappr. Des.	EQ ADVISORS TRUST - EQ/AB DYNAMIC GROWTH PORTFOLIO	EQ ADVISORS TRUST - EQ/AB DYNAMIC GROWTH PORTFOLIO	Art. 135 novies	5.748	0,00%
TREVISAN DARIO	Rappr. Des.	EQ ADVISORS TRUST - EQ/AB DYNAMIC MODERATE GROWTH PORTFOLIO	EQ ADVISORS TRUST - EQ/AB DYNAMIC MODERATE GROWTH PORTFOLIO	Art. 135 novies	26.125	0,00%
TREVISAN DARIO	Rappr. Des.	EQ ADVISORS TRUST - EQ/GLOBAL EQUITY MANAGED VOLATILITY PORTFOLIO	EQ ADVISORS TRUST - EQ/GLOBAL EQUITY MANAGED VOLATILITY PORTFOLIO	Art. 135 novies	19.331	0,00%
TREVISAN DARIO	Rappr. Des.	EQ ADVISORS TRUST - EQ/INTERNATIONAL CORE MANAGED VOLATILITY PORTFOLIO	EQ ADVISORS TRUST - EQ/INTERNATIONAL CORE MANAGED VOLATILITY PORTFOLIO	Art. 135 novies	28.075	0,00%
TREVISAN DARIO	Rappr. Des.	EQ ADVISORS TRUST - EQ/INTERNATIONAL MANAGED VOLATILITY PORTFOLIO	EQ ADVISORS TRUST - EQ/INTERNATIONAL MANAGED VOLATILITY PORTFOLIO	Art. 135 novies	81.255	0,01%
TREVISAN DARIO	Rappr. Des.	EQ OFFSHORE MULTIMANAGER FUNDS TRUST - EQ OFFSHORE AGGRESSIVE MULTIMANAGER FUND	EQ OFFSHORE MULTIMANAGER FUNDS TRUST - EQ OFFSHORE AGGRESSIVE MULTIMANAGER FUND	Art. 135 novies	2.320	0,00%
TREVISAN DARIO	Rappr. Des.	EQUIPSUPER	EQUIPSUPER	Art. 135 novies	9.240	0,00%
TREVISAN DARIO	Rappr. Des.	EQUITABLE FINANCIAL LIFE INSURANCE COMPANY	EQUITABLE FINANCIAL LIFE INSURANCE COMPANY	Art. 135 novies	5.844	0,00%
TREVISAN DARIO	Rappr. Des.	ERAFF ACTIONS EURO 1	ERAFF ACTIONS EURO 1	Art. 135 novies	792.384	0,09%
TREVISAN DARIO	Rappr. Des.	ES ALLIANCE BERNSTEIN UK EQUITYFUND	ES ALLIANCE BERNSTEIN UK EQUITYFUND	Art. 135 novies	334.486	0,04%
TREVISAN DARIO	Rappr. Des.	ES RIVER AND MERCANTILE FUNDS ICVC	ES RIVER AND MERCANTILE FUNDS ICVC	Art. 135 novies	97.615	0,01%
TREVISAN DARIO	Rappr. Des.	ETOILE ACTIONS INTERNATIONALES	ETOILE ACTIONS INTERNATIONALES	Art. 135 novies	118.171	0,01%
TREVISAN DARIO	Rappr. Des.	EURIZON AZIONI ITALIA	EURIZON AZIONI ITALIA	Art. 135 novies	713.494	0,08%
TREVISAN DARIO		EURIZON PIR ITALIA AZIONI	EURIZON PIR ITALIA AZIONI	Art. 135 novies	40.415	0,00%

Mediobanca S.p.A. Assemblea ordinaria e straordinaria

28 ottobre 2021



Stampa dell'elenco Partecipanti

Nominativo	Tipo Part.	Avente diritto	Titolare strumenti finanziari	Tipo delega	Azioni	%
	Rappr. Des.					
TREVISAN DARIO	Rappr. Des.	EURIZON PROGETTO ITALIA 40	EURIZON PROGETTO ITALIA 40	Art. 135 novies	229.790	0,03%
TREVISAN DARIO	Rappr. Des.	EURIZON PROGETTO ITALIA 70	EURIZON PROGETTO ITALIA 70	Art. 135 novies	266.688	0,03%
TREVISAN DARIO	Rappr. Des.	EURIZON RENDITA	EURIZON RENDITA	Art. 135 novies	8.497	0,00%
TREVISAN DARIO	Rappr. Des.	EUROBEN EQUITY GLOBAL	EUROBEN EQUITY GLOBAL	Art. 135 novies	1.204	0,00%
TREVISAN DARIO	Rappr. Des.	EUROPE EQUITY INDEX ESG SCREENED FUND B(EURXCWB)	EUROPE EQUITY INDEX ESG SCREENED FUND B(EURXCWB)	Art. 135 novies	40.927	0,00%
TREVISAN DARIO	Rappr. Des.	EUROPE EX-UK ALPHA TILTS ESG SCREENED FUND B (EUTLTBTTL)	EUROPE EX-UK ALPHA TILTS ESG SCREENED FUND B (EUTLTBTTL)	Art. 135 novies	91.078	0,01%
TREVISAN DARIO	Rappr. Des.	EUROPE RESTRICTED - ACCUMULATING KL	EUROPE RESTRICTED - ACCUMULATING KL	Art. 135 novies	52.626	0,01%
TREVISAN DARIO	Rappr. Des.	EUROPEAN CENTRAL BANK	EUROPEAN CENTRAL BANK	Art. 135 novies	38.512	0,00%
TREVISAN DARIO	Rappr. Des.	EUROPEAN CENTRAL BANK	EUROPEAN CENTRAL BANK	Art. 135 novies	44.031	0,00%
TREVISAN DARIO	Rappr. Des.	EVA VALLEY MA1 LLC	EVA VALLEY MA1 LLC	Art. 135 novies	8.853	0,00%
TREVISAN DARIO	Rappr. Des.	EXELON FITZPATRICK QUALIFIED FUND	EXELON FITZPATRICK QUALIFIED FUND	Art. 135 novies	3.014	0,00%
TREVISAN DARIO	Rappr. Des.	FAMILY INVESTMENTS CHILD TRUST FUND	FAMILY INVESTMENTS CHILD TRUST FUND	Art. 135 novies	19.552	0,00%
TREVISAN DARIO	Rappr. Des.	FAMILY INVESTMENTS GLOBAL ICVC FAMILY BALANCED INTERNATIONALFUND	FAMILY INVESTMENTS GLOBAL ICVC FAMILY BALANCED INTERNATIONALFUND	Art. 135 novies	12.188	0,00%
TREVISAN DARIO	Rappr. Des.	FCM INTERNATIONAL LLC	FCM INTERNATIONAL LLC	Art. 135 novies	2.081	0,00%
TREVISAN DARIO	Rappr. Des.	FCP ARRCO LONG TERME D	FCP ARRCO LONG TERME D	Art. 135 novies	457.039	0,05%
TREVISAN DARIO	Rappr. Des.	FCP CARP - INDO	FCP CARP - INDO	Art. 135 novies	195.052	0,02%
TREVISAN DARIO	Rappr. Des.	FCP CNP ACTIONS EMU UBS	FCP CNP ACTIONS EMU UBS	Art. 135 novies	170.857	0,02%
TREVISAN DARIO	Rappr. Des.	FCP FRANCE PLACEMENT EURO ESG	FCP FRANCE PLACEMENT EURO ESG	Art. 135 novies	80.075	0,01%
TREVISAN DARIO	Rappr. Des.	FCP FRANCE PLCT INTERNATIONAL ESG	FCP FRANCE PLCT INTERNATIONAL ESG	Art. 135 novies	173.077	0,02%
TREVISAN DARIO	Rappr. Des.	FCP SODIUM I	FCP SODIUM I	Art. 135 novies	48.343	0,01%
TREVISAN DARIO	Rappr. Des.	FCP VILLIERS ACTIONS EUROPE CPR AM	FCP VILLIERS ACTIONS EUROPE CPR AM	Art. 135 novies	347.085	0,04%
TREVISAN DARIO	Rappr. Des.	FCP VILLIERS ALLEGRO	FCP VILLIERS ALLEGRO	Art. 135 novies	179.806	0,02%
TREVISAN DARIO	Rappr. Des.	FCPE EVOLUTIS	FCPE EVOLUTIS	Art. 135 novies	157.836	0,02%
TREVISAN DARIO	Rappr. Des.	FDRN AMUNDI	FDRN AMUNDI	Art. 135 novies	66.566	0,01%
TREVISAN DARIO	Rappr. Des.	FEDERATED HERMES INTERNATIONAL SMALL MID COMPANY FUND	FEDERATED HERMES INTERNATIONAL SMALL MID COMPANY FUND	Art. 135 novies	120.000	0,01%
TREVISAN DARIO	Rappr. Des.	FERRERO S.P.A.	FERRERO S.P.A.	Art. 135 novies	2.861.250	0,32%
TREVISAN DARIO	Rappr. Des.	FIAM GROUP TRUST FOR EMPLOYEE BENEFIT PLANS	FIAM GROUP TRUST FOR EMPLOYEE BENEFIT PLANS	Art. 135 novies	2.355.828	0,27%
TREVISAN DARIO	Rappr. Des.	FIDDLER PARTNERS LLC.	FIDDLER PARTNERS LLC.	Art. 135 novies	356	0,00%
				Art. 135 novies		

Mediobanca S.p.A. Assemblea ordinaria e straordinaria

28 ottobre 2021

Stampa dell'elenco Partecipanti

Nominativo	Tipo Part.	Avente diritto	Titolare strumenti finanziari	Tipo delega	Azioni	%
TREVISAN DARIO	Rappr. Des.	FIDELITY CONCORD STREET TRUST: FIDELITY SERIES INTERNATIONAL INDEX FUND	FIDELITY CONCORD STREET TRUST: FIDELITY SERIES INTERNATIONAL INDEX FUND		9.240	0,00%
TREVISAN DARIO	Rappr. Des.	FIDELITY INV TRUST FIDELITY SERIES INT VALUE FUND	FIDELITY INV TRUST FIDELITY SERIES INT VALUE FUND	Art. 135 novies	12.979.755	1,46%
TREVISAN DARIO	Rappr. Des.	FIDELITY INV TRUST FIDELITY TOTAL INT EQUITY FUND	FIDELITY INV TRUST FIDELITY TOTAL INT EQUITY FUND	Art. 135 novies	27.907	0,00%
TREVISAN DARIO	Rappr. Des.	FIDELITY INVESTMENT FUNDS - FIDELITY INDEX EUROPE EX UK FUND	FIDELITY INVESTMENT FUNDS - FIDELITY INDEX EUROPE EX UK FUND	Art. 135 novies	40.799	0,00%
TREVISAN DARIO	Rappr. Des.	FIDELITY INVESTMENT FUNDS - FIDELITY INDEX WORLD FUND	FIDELITY INVESTMENT FUNDS - FIDELITY INDEX WORLD FUND	Art. 135 novies	43.705	0,00%
TREVISAN DARIO	Rappr. Des.	FIDELITY INVESTMENT TRUST FIDELITY FLEX INTERNATIONAL FUND	FIDELITY INVESTMENT TRUST FIDELITY FLEX INTERNATIONAL FUND	Art. 135 novies	37.348	0,00%
TREVISAN DARIO	Rappr. Des.	FIDELITY INVESTMENT TRUST: FIDELITY INTERNATIONAL VALUE FUND	FIDELITY INVESTMENT TRUST: FIDELITY INTERNATIONAL VALUE FUND	Art. 135 novies	343.525	0,04%
TREVISAN DARIO	Rappr. Des.	FIDELITY RUTLAND SQUARE TRUST II STRATEGIC ADV FIDELITY INT FND	FIDELITY RUTLAND SQUARE TRUST II STRATEGIC ADV FIDELITY INT FND	Art. 135 novies	426.700	0,05%
TREVISAN DARIO	Rappr. Des.	FIDELITY SAI INTERNATIONAL INDEX FUND	FIDELITY SAI INTERNATIONAL INDEX FUND	Art. 135 novies	223.353	0,03%
TREVISAN DARIO	Rappr. Des.	FIDELITY SALEM STREET TRUST: FIDELITY GLOBAL EX U.S. INDEX FUND	FIDELITY SALEM STREET TRUST: FIDELITY GLOBAL EX U.S. INDEX FUND	Art. 135 novies	200.456	0,02%
TREVISAN DARIO	Rappr. Des.	FIDELITY SALEM STREET TRUST: FIDELITY TOTAL INTERNATIONAL INDEX FUND	FIDELITY SALEM STREET TRUST: FIDELITY TOTAL INTERNATIONAL INDEX FUND	Art. 135 novies	161.934	0,02%
TREVISAN DARIO	Rappr. Des.	FIDELITY SALEM STREET TRUST: FIDELITY ZERO INTERNATIONAL INDEX FUND	FIDELITY SALEM STREET TRUST: FIDELITY ZERO INTERNATIONAL INDEX FUND	Art. 135 novies	76.520	0,01%
TREVISAN DARIO	Rappr. Des.	FIDELITY SALEM STREET TRUST: FIDELITY FLEX INTERNATIONAL INDEX FUND	FIDELITY SALEM STREET TRUST: FIDELITY FLEX INTERNATIONAL INDEX FUND	Art. 135 novies	27.463	0,00%
TREVISAN DARIO	Rappr. Des.	FIDELITY SALEM STREET TRUST: FIDELITY SERIES GLOBAL EX U.S. INDEX FUND	FIDELITY SALEM STREET TRUST: FIDELITY SERIES GLOBAL EX U.S. INDEX FUND	Art. 135 novies	673.658	0,08%
TREVISAN DARIO	Rappr. Des.	FIDELITY UCITS II ICAV/FIDELITY MSCI EUROPE INDEX FUND	FIDELITY UCITS II ICAV/FIDELITY MSCI EUROPE INDEX FUND	Art. 135 novies	1.608	0,00%
TREVISAN DARIO	Rappr. Des.	FIDELITY UCITS II ICAV/FIDELITY MSCI WORLD INDEX FUND	FIDELITY UCITS II ICAV/FIDELITY MSCI WORLD INDEX FUND	Art. 135 novies	1.519	0,00%
TREVISAN DARIO	Rappr. Des.	FIDEURAM COMPARTO PIANO AZIONI ITALIA	FIDEURAM COMPARTO PIANO AZIONI ITALIA	Art. 135 novies	917.500	0,10%
TREVISAN DARIO	Rappr. Des.	FIDEURAM COMPARTO PIANO BILANCIATO ITALIA 30	FIDEURAM COMPARTO PIANO BILANCIATO ITALIA 30	Art. 135 novies	39.000	0,00%
TREVISAN DARIO	Rappr. Des.	FIDEURAM COMPARTO PIANO BILANCIATO ITALIA 50	FIDEURAM COMPARTO PIANO BILANCIATO ITALIA 50	Art. 135 novies	310.000	0,03%
TREVISAN DARIO	Rappr. Des.	FIDEURAM ITALIA	FIDEURAM ITALIA	Art. 135 novies	51.640	0,01%
TREVISAN DARIO	Rappr. Des.	FIN PRIV SRL	FIN PRIV SRL	Art. 135 novies	14.340.218	1,62%
TREVISAN DARIO	Rappr. Des.	FINANCIERE DU PERGUET	FINANCIERE DU PERGUET	Art. 135 novies	18.769.815	2,12%
TREVISAN DARIO	Rappr. Des.	FINELDO S.R.L.	FINELDO S.R.L.	Art. 135 novies	2.043.720	0,23%
TREVISAN DARIO	Rappr. Des.	FINPROG ITALIA S.P.A.	FINPROG ITALIA S.P.A.	Art. 135 novies	1.873.621	0,21%
TREVISAN DARIO		FINPROG ITALIA S.P.A.	FINPROG ITALIA S.P.A.	Art. 135 novies	2.563.846	0,29%

Mediobanca S.p.A. Assemblea ordinaria e straordinaria

28 ottobre 2021



Stampa dell'elenco Partecipanti

Nominativo	Tipo Part.	Avente diritto	Titolare strumenti finanziari	Tipo delega	Azioni	%
TREVISAN DARIO	Rappr. Des.	FINREON WORLD EQUITY MULTI PREMIA CREDIT SUISSE FUNDS AG	FINREON WORLD EQUITY MULTI PREMIA CREDIT SUISSE FUNDS AG	Art. 135 novies	518	0,00%
TREVISAN DARIO	Rappr. Des.	FIRE AND POLICE MEMBERS BENEFIT INVESTMENT FUND	FIRE AND POLICE MEMBERS BENEFIT INVESTMENT FUND	Art. 135 novies	6.907	0,00%
TREVISAN DARIO	Rappr. Des.	FIREFIGHTERS RETIREMENT SYSTEM	FIREFIGHTERS RETIREMENT SYSTEM	Art. 135 novies	32.400	0,00%
TREVISAN DARIO	Rappr. Des.	FIRST ASSET MORNINGSTAR INTERNATIONAL VALUE INDEX ETF	FIRST ASSET MORNINGSTAR INTERNATIONAL VALUE INDEX ETF	Art. 135 novies	212.178	0,02%
TREVISAN DARIO	Rappr. Des.	FLEXIBLE MANAGED PORTFOLIO	FLEXIBLE MANAGED PORTFOLIO	Art. 135 novies	1.785	0,00%
TREVISAN DARIO	Rappr. Des.	FLEXSHARES MORNINGSTAR DEVELOPED MARKETS EX-US FACTOR TILT INDEX FUND	FLEXSHARES MORNINGSTAR DEVELOPED MARKETS EX-US FACTOR TILT INDEX FUND	Art. 135 novies	14.784	0,00%
TREVISAN DARIO	Rappr. Des.	FLORIDA BIRTH RELATED NEUROLOGICAL INJURY COMPENSATION ASSOCIATION	FLORIDA BIRTH RELATED NEUROLOGICAL INJURY COMPENSATION ASSOCIATION	Art. 135 novies	14.827	0,00%
TREVISAN DARIO	Rappr. Des.	FLORIDA GLOBAL EQUITY FUND LLC	FLORIDA GLOBAL EQUITY FUND LLC	Art. 135 novies	3.995	0,00%
TREVISAN DARIO	Rappr. Des.	FLORIDA LLC	FLORIDA LLC	Art. 135 novies	46.838	0,01%
TREVISAN DARIO	Rappr. Des.	FLORIDA RETIREMENT SYSTEM	FLORIDA RETIREMENT SYSTEM	Art. 135 novies	348.196	0,04%
TREVISAN DARIO	Rappr. Des.	FLORIDA RETIREMENT SYSTEM	FLORIDA RETIREMENT SYSTEM	Art. 135 novies	199.401	0,02%
TREVISAN DARIO	Rappr. Des.	FLORIDA RETIREMENT SYSTEM TRUST FUND	FLORIDA RETIREMENT SYSTEM TRUST FUND	Art. 135 novies	36.644	0,00%
TREVISAN DARIO	Rappr. Des.	FLORIDA RETIREMENT SYSTEM TRUST FUND	FLORIDA RETIREMENT SYSTEM TRUST FUND	Art. 135 novies	68.031	0,01%
TREVISAN DARIO	Rappr. Des.	FLORIDA RETIREMENT SYSTEM TRUST FUND	FLORIDA RETIREMENT SYSTEM TRUST FUND	Art. 135 novies	15.737	0,00%
TREVISAN DARIO	Rappr. Des.	FLORIDA RETIREMENT SYSTEM TRUST FUND	FLORIDA RETIREMENT SYSTEM TRUST FUND	Art. 135 novies	1.268.955	0,14%
TREVISAN DARIO	Rappr. Des.	FLORNOY FUND	FLORNOY FUND	Art. 135 novies	511.405	0,06%
TREVISAN DARIO	Rappr. Des.	FLOURISH INVESTMENT CORPORATION	FLOURISH INVESTMENT CORPORATION	Art. 135 novies	49.729	0,01%
TREVISAN DARIO	Rappr. Des.	FMR CAPITAL INC	FMR CAPITAL INC	Art. 135 novies	346	0,00%
TREVISAN DARIO	Rappr. Des.	FND DE SEGURANCA SOCIAL DE MACAU	FND DE SEGURANCA SOCIAL DE MACAU	Art. 135 novies	19.307	0,00%
TREVISAN DARIO	Rappr. Des.	FONDATION LUCIE ET ANDRE CHAGNON	FONDATION LUCIE ET ANDRE CHAGNON	Art. 135 novies	15.700	0,00%
TREVISAN DARIO	Rappr. Des.	FONDAZIONE CASSA DI RISPARMIO DI TERNI E NARNI	FONDAZIONE CASSA DI RISPARMIO DI TERNI E NARNI	Art. 135 novies	2.210.000	0,25%
TREVISAN DARIO	Rappr. Des.	FONDAZIONE ROMA - GLOBAL PASSIVE EQUITIES	FONDAZIONE ROMA - GLOBAL PASSIVE EQUITIES	Art. 135 novies	1.093	0,00%
TREVISAN DARIO	Rappr. Des.	FONDO SCUOLA ESPERO - CRESCITA AZIONARIO	FONDO SCUOLA ESPERO - CRESCITA AZIONARIO	Art. 135 undecies	5.185	0,00%
TREVISAN DARIO	Rappr. Des.	FONDS DE RESERVE POUR LES RETRAITES (FRR)	FONDS DE RESERVE POUR LES RETRAITES (FRR)	Art. 135 novies	41.220	0,00%
TREVISAN DARIO	Rappr. Des.	FONDS DE RESERVE POUR LES RETRAITES (FRR)	FONDS DE RESERVE POUR LES RETRAITES (FRR)	Art. 135 novies	69.114	0,01%
TREVISAN DARIO	Rappr. Des.	FONDS DE RESERVE POUR LES RETRAITES (FRR)	FONDS DE RESERVE POUR LES RETRAITES (FRR)	Art. 135 novies	215.414	0,02%
TREVISAN DARIO	Rappr. Des.	FONDS OBJECTIF CLIMAT ACTIONS1	FONDS OBJECTIF CLIMAT ACTIONS1	Art. 135 novies	22.435	0,00%
TREVISAN DARIO	Rappr. Des.	FORD MOTOR COMPANY DEFINED BENEFIT MASTER	FORD MOTOR COMPANY DEFINED BENEFIT MASTER	Art. 135 novies	6.525	0,00%

Mediobanca S.p.A. Assemblea ordinaria e straordinaria

28 ottobre 2021

Stampa dell'elenco Partecipanti

Nominativo	Tipo Part.	Avente diritto	Titolare strumenti finanziari	Tipo delega	Azioni	%
TREVISAN DARIO	Rappr. Des.	TRUST. FORD MOTOR COMPANY DEFINED BENEFIT MASTER TRUST.	TRUST. FORD MOTOR COMPANY DEFINED BENEFIT MASTER TRUST.	Art. 135 novies	9.708	0,00%
TREVISAN DARIO	Rappr. Des.	FORD MOTOR COMPANY OF CANADA LIMITED PENSION TRUST	FORD MOTOR COMPANY OF CANADA LIMITED PENSION TRUST	Art. 135 novies	5.612	0,00%
TREVISAN DARIO	Rappr. Des.	FORD PENSION UNIVERSAL	FORD PENSION UNIVERSAL	Art. 135 novies	1.648	0,00%
TREVISAN DARIO	Rappr. Des.	FOREIGN STOCK INDEX MOTHER FUND	FOREIGN STOCK INDEX MOTHER FUND	Art. 135 novies	22.365	0,00%
TREVISAN DARIO	Rappr. Des.	FOURTH AVENUE INVESTMENT COMPANY	FOURTH AVENUE INVESTMENT COMPANY	Art. 135 novies	18.655	0,00%
TREVISAN DARIO	Rappr. Des.	FOVERUKA PENSION UNIVERSAL	FOVERUKA PENSION UNIVERSAL	Art. 135 novies	6.089	0,00%
TREVISAN DARIO	Rappr. Des.	FRANCE INVESTISSEMENT EURO	FRANCE INVESTISSEMENT EURO	Art. 135 novies	96.837	0,01%
TREVISAN DARIO	Rappr. Des.	FRANCE PLACEMENT EURO ESG PLUS	FRANCE PLACEMENT EURO ESG PLUS	Art. 135 novies	364.476	0,04%
TREVISAN DARIO	Rappr. Des.	FRANK RUSSELL INVESTMENT CO II PLC	FRANK RUSSELL INVESTMENT CO II PLC	Art. 135 novies	14.000	0,00%
TREVISAN DARIO	Rappr. Des.	FRANK RUSSELL INVESTMENT COMPANY PLC	FRANK RUSSELL INVESTMENT COMPANY PLC	Art. 135 novies	64.975	0,01%
TREVISAN DARIO	Rappr. Des.	FRANK RUSSELL INVESTMENT COMPANY PLC	FRANK RUSSELL INVESTMENT COMPANY PLC	Art. 135 novies	5.767	0,00%
TREVISAN DARIO	Rappr. Des.	FRANKLIN FTSE EUROPE EX U.K. INDEX ETF	FRANKLIN FTSE EUROPE EX U.K. INDEX ETF	Art. 135 novies	9.920	0,00%
TREVISAN DARIO	Rappr. Des.	FRANKLIN LIBERTYSHARES ICAV	FRANKLIN LIBERTYSHARES ICAV	Art. 135 novies	528	0,00%
TREVISAN DARIO	Rappr. Des.	FRANKLIN SELECT GLOBAL MULTI-ASSETINCOME FUND	FRANKLIN SELECT GLOBAL MULTI-ASSETINCOME FUND	Art. 135 novies	340	0,00%
TREVISAN DARIO	Rappr. Des.	FRANKLIN TEMPLETON ETF TRUST - FRANKLIN FTSE EUROPE ETF	FRANKLIN TEMPLETON ETF TRUST - FRANKLIN FTSE EUROPE ETF	Art. 135 novies	11.832	0,00%
TREVISAN DARIO	Rappr. Des.	FRANKLIN TEMPLETON ETF TRUST - FRANKLIN FTSE EUROPE HEDGED ETF	FRANKLIN TEMPLETON ETF TRUST - FRANKLIN FTSE EUROPE HEDGED ETF	Art. 135 novies	1.023	0,00%
TREVISAN DARIO	Rappr. Des.	FRANKLIN TEMPLETON ETF TRUST - FRANKLIN FTSE ITALY ETF	FRANKLIN TEMPLETON ETF TRUST - FRANKLIN FTSE ITALY ETF	Art. 135 novies	7.068	0,00%
TREVISAN DARIO	Rappr. Des.	FREZZOTTI FRANCA	FREZZOTTI FRANCA	Art. 135 novies	588	0,00%
TREVISAN DARIO	Rappr. Des.	FREZZOTTI GIOVANNI	FREZZOTTI GIOVANNI	Art. 135 novies	1.694	0,00%
TREVISAN DARIO	Rappr. Des.	FUNDACAO CALOUSTE GULBENKIAN	FUNDACAO CALOUSTE GULBENKIAN	Art. 135 novies	6.956	0,00%
TREVISAN DARIO	Rappr. Des.	FUNDO DE PENSOES.	FUNDO DE PENSOES.	Art. 135 novies	6.366	0,00%
TREVISAN DARIO	Rappr. Des.	FUTURE FUND BOARD OF GUARDIANS FOR AND ON BEHALF OF FUTURE F.	FUTURE FUND BOARD OF GUARDIANS FOR AND ON BEHALF OF FUTURE F.	Art. 135 novies	59.006	0,01%
TREVISAN DARIO	Rappr. Des.	FUTURE FUND BOARD OF GUARDIANS FOR AND ON BEHALF OF THE MEDI.	FUTURE FUND BOARD OF GUARDIANS FOR AND ON BEHALF OF THE MEDI.	Art. 135 novies	13.578	0,00%
TREVISAN DARIO	Rappr. Des.	G.A.-FUND-B - EURO EQUITIES	G.A.-FUND-B - EURO EQUITIES	Art. 135 novies	232.025	0,03%
TREVISAN DARIO	Rappr. Des.	G.A.-FUND-B - SUSTAINABLE WORLD EQUITIES	G.A.-FUND-B - SUSTAINABLE WORLD EQUITIES	Art. 135 novies	199.810	0,02%
TREVISAN DARIO	Rappr. Des.	GAVIO BENIAMINO - GAVIO DANIELA	GAVIO BENIAMINO - GAVIO DANIELA	Art. 135 novies	371.642	0,04%
				Art. 135 novies		

Mediobanca S.p.A. Assemblea ordinaria e straordinaria

28 ottobre 2021



Stampa dell'elenco Partecipanti

Nominativo	Tipo Part.	Avente diritto	Titolare strumenti finanziari	Tipo delega	Azioni	%
TREVISAN DARIO	Rappr. Des.	GAVIO BENIAMINO GIUSEPPE STEFANO	GAVIO BENIAMINO GIUSEPPE STEFANO		1.271.642	0,14%
TREVISAN DARIO	Rappr. Des.	GAVIO DANIELA	GAVIO DANIELA	Art. 135 novies	577.500	0,07%
TREVISAN DARIO	Rappr. Des.	GAVIO MARCELLO	GAVIO MARCELLO	Art. 135 novies	332.000	0,04%
TREVISAN DARIO	Rappr. Des.	GBPO - QCF - GLOBAL BALANCED POOL	GBPO - QCF - GLOBAL BALANCED POOL	Art. 135 novies	8.186	0,00%
TREVISAN DARIO	Rappr. Des.	GEFIP INVEST	GEFIP INVEST	Art. 135 novies	115.000	0,01%
TREVISAN DARIO	Rappr. Des.	GENERAL ELECTRIC PENSION TRUST	GENERAL ELECTRIC PENSION TRUST	Art. 135 novies	98.344	0,01%
TREVISAN DARIO	Rappr. Des.	GENERAL ORGANISATION FOR SOCIAL INSURANCE	GENERAL ORGANISATION FOR SOCIAL INSURANCE	Art. 135 novies	7.137	0,00%
TREVISAN DARIO	Rappr. Des.	GENERAL PENSION AND SOCIAL SECURITY AUTHORITY GPSSA	GENERAL PENSION AND SOCIAL SECURITY AUTHORITY GPSSA	Art. 135 novies	18.060	0,00%
TREVISAN DARIO	Rappr. Des.	GENERAL PENSION AND SOCIAL SECURITY AUTHORITY GPSSA	GENERAL PENSION AND SOCIAL SECURITY AUTHORITY GPSSA	Art. 135 novies	13.003	0,00%
TREVISAN DARIO	Rappr. Des.	GENERAL PENSION AND SOCIAL SECURITY AUTHORITY GPSSA	GENERAL PENSION AND SOCIAL SECURITY AUTHORITY GPSSA	Art. 135 novies	5.382	0,00%
TREVISAN DARIO	Rappr. Des.	GENERALI ITALIA S.P.A.	GENERALI ITALIA S.P.A.	Art. 135 undecies	2.141.244	0,24%
TREVISAN DARIO	Rappr. Des.	GEORGIA TECH FOUNDATION INC	GEORGIA TECH FOUNDATION INC	Art. 135 novies	139	0,00%
TREVISAN DARIO	Rappr. Des.	GERANA SICAV-SIF, S.A.	GERANA SICAV-SIF, S.A.	Art. 135 novies	22.107	0,00%
TREVISAN DARIO	Rappr. Des.	GESTIELLE PRO ITALIA	GESTIELLE PRO ITALIA	Art. 135 novies	180.000	0,02%
TREVISAN DARIO	Rappr. Des.	GILPAR S.P.A.	GILPAR S.P.A.	Art. 135 novies	1.115.300	0,13%
TREVISAN DARIO	Rappr. Des.	GLG EUROPEAN LONG-SHORT FUND MAPLES CORPORATE SERVICES LIMIT	GLG EUROPEAN LONG-SHORT FUND MAPLES CORPORATE SERVICES LIMIT	Art. 135 novies	1.368	0,00%
TREVISAN DARIO	Rappr. Des.	GLOBAL ALPHA TILTS FUND B (ACWILTBT)	GLOBAL ALPHA TILTS FUND B (ACWILTBT)	Art. 135 novies	1.407	0,00%
TREVISAN DARIO	Rappr. Des.	GLOBAL ATLANTIC BLACKROCK DISCIPLINED INTERNATIONAL CORE PORTFOLIO	GLOBAL ATLANTIC BLACKROCK DISCIPLINED INTERNATIONAL CORE PORTFOLIO	Art. 135 novies	18.323	0,00%
TREVISAN DARIO	Rappr. Des.	GLOBAL BOND FUND WAYCROSSE INC	GLOBAL BOND FUND WAYCROSSE INC	Art. 135 novies	35.169	0,00%
TREVISAN DARIO	Rappr. Des.	GLOBAL EQUITIES ENHANCED INDEX FUND	GLOBAL EQUITIES ENHANCED INDEX FUND	Art. 135 novies	16.003	0,00%
TREVISAN DARIO	Rappr. Des.	GLOBAL EQUITIES ENHANCED INDEX FUND	GLOBAL EQUITIES ENHANCED INDEX FUND	Art. 135 novies	6.740	0,00%
TREVISAN DARIO	Rappr. Des.	GLOBAL EX-U.S. ALPHA TILTS FUND B (ACWITLB)	GLOBAL EX-U.S. ALPHA TILTS FUND B (ACWITLB)	Art. 135 novies	29.679	0,00%
TREVISAN DARIO	Rappr. Des.	GLOBAL MULTI ASSET KKS	GLOBAL MULTI ASSET KKS	Art. 135 novies	25.157	0,00%
TREVISAN DARIO	Rappr. Des.	GLOBAL PORTFOLIO	GLOBAL PORTFOLIO	Art. 135 novies	87.600	0,01%
TREVISAN DARIO	Rappr. Des.	GMAM GROUP PENSION TRUST II	GMAM GROUP PENSION TRUST II	Art. 135 novies	11.568	0,00%
TREVISAN DARIO	Rappr. Des.	GMAM INVESTMENT FUNDS TRUST	GMAM INVESTMENT FUNDS TRUST	Art. 135 novies	28.353	0,00%
TREVISAN DARIO	Rappr. Des.	GMAM INVESTMENT FUNDS TRUST	GMAM INVESTMENT FUNDS TRUST	Art. 135 novies	53.400	0,01%
TREVISAN DARIO	Rappr. Des.	GMO BENCHMARKFREE FUND	GMO BENCHMARKFREE FUND	Art. 135 novies	77.313	0,01%
TREVISAN DARIO	Rappr. Des.	GMO FUNDS PLC GMO GLOBAL EQUITYALLOCATION	GMO FUNDS PLC GMO GLOBAL EQUITYALLOCATION	Art. 135 novies	7.432	0,00%

Mediobanca S.p.A. Assemblea ordinaria e straordinaria

28 ottobre 2021



Stampa dell'elenco Partecipanti

Nominativo	Tipo Part.	Avente diritto	Titolare strumenti finanziari	Tipo delega	Azioni	%
TREVISAN DARIO	Rappr. Des.	INVESTMENT FUND GMO FUNDS PLC GMO GLOBAL REAL RETURN (UCITS) FUND	INVESTMENT FUND GMO FUNDS PLC GMO GLOBAL REAL RETURN (UCITS) FUND	Art. 135 novies	47.451	0,01%
TREVISAN DARIO	Rappr. Des.	GMO IMPLEMENTATION FUND	GMO IMPLEMENTATION FUND	Art. 135 novies	166.948	0,02%
TREVISAN DARIO	Rappr. Des.	GMO INTERNATIONAL EQUITY FUND	GMO INTERNATIONAL EQUITY FUND	Art. 135 novies	417.710	0,05%
TREVISAN DARIO	Rappr. Des.	GMO STRATEGIC OPPORTUNITIES ALLOCATION FUND	GMO STRATEGIC OPPORTUNITIES ALLOCATION FUND	Art. 135 novies	9.979	0,00%
TREVISAN DARIO	Rappr. Des.	GMO TAXMANAGED INTERNATIONAL EQUITIES FUND	GMO TAXMANAGED INTERNATIONAL EQUITIES FUND	Art. 135 novies	4.523	0,00%
TREVISAN DARIO	Rappr. Des.	GMS ERISA GROUP TRUST	GMS ERISA GROUP TRUST	Art. 135 novies	17.200	0,00%
TREVISAN DARIO	Rappr. Des.	GOLDMAN SACHS MARKETBETA INTERNATIONAL EQUITY ETF	GOLDMAN SACHS MARKETBETA INTERNATIONAL EQUITY ETF	Art. 135 novies	14.288	0,00%
TREVISAN DARIO	Rappr. Des.	GOLDMAN SACHS TRUST GOLDMAN SACHS GLOBAL MANAGED BETA FUND	GOLDMAN SACHS TRUST GOLDMAN SACHS GLOBAL MANAGED BETA FUND	Art. 135 novies	3.912	0,00%
TREVISAN DARIO	Rappr. Des.	GOLDMAN SACHS TRUST II - GOLDMAN SACHS MULTI-MANAGER ALTERNATIVE	GOLDMAN SACHS TRUST II - GOLDMAN SACHS MULTI-MANAGER ALTERNATIVE	Art. 135 novies	11.698	0,00%
TREVISAN DARIO	Rappr. Des.	GOLDMAN SACHS UK RETIREMENT PLAN	GOLDMAN SACHS UK RETIREMENT PLAN	Art. 135 novies	9.341	0,00%
TREVISAN DARIO	Rappr. Des.	GOVERNMENT EMPLOYEES PENSION FUND	GOVERNMENT EMPLOYEES PENSION FUND	Art. 135 novies	23.745	0,00%
TREVISAN DARIO	Rappr. Des.	GOVERNMENT EMPLOYEES PENSION FUND	GOVERNMENT EMPLOYEES PENSION FUND	Art. 135 novies	20.150	0,00%
TREVISAN DARIO	Rappr. Des.	GOVERNMENT EMPLOYEES SUPERANNUATION BOARD	GOVERNMENT EMPLOYEES SUPERANNUATION BOARD	Art. 135 novies	10.360	0,00%
TREVISAN DARIO	Rappr. Des.	GOVERNMENT OF NORWAY	GOVERNMENT OF NORWAY	Art. 135 novies	1.010.000	0,11%
TREVISAN DARIO	Rappr. Des.	GOVERNMENT OF NORWAY	GOVERNMENT OF NORWAY	Art. 135 novies	5.333.137	0,60%
TREVISAN DARIO	Rappr. Des.	GOVERNMENT OF NORWAY	GOVERNMENT OF NORWAY	Art. 135 novies	579.954	0,07%
TREVISAN DARIO	Rappr. Des.	GOVERNMENT PENSION INVESTMENT FUND	GOVERNMENT PENSION INVESTMENT FUND	Art. 135 novies	170.561	0,02%
TREVISAN DARIO	Rappr. Des.	GOVERNMENT PENSION INVESTMENT FUND	GOVERNMENT PENSION INVESTMENT FUND	Art. 135 novies	47.324	0,01%
TREVISAN DARIO	Rappr. Des.	GREAT WEST CORE STRATEGIES INTERNATIONAL EQUITY FUND	GREAT WEST CORE STRATEGIES INTERNATIONAL EQUITY FUND	Art. 135 novies	6.721	0,00%
TREVISAN DARIO	Rappr. Des.	GREAT WEST CORE STRATEGIES INTERNATIONAL EQUITY FUND	GREAT WEST CORE STRATEGIES INTERNATIONAL EQUITY FUND	Art. 135 novies	34.000	0,00%
TREVISAN DARIO	Rappr. Des.	GREAT WEST INTERNATIONAL INDEX FUND	GREAT WEST INTERNATIONAL INDEX FUND	Art. 135 novies	40.609	0,00%
TREVISAN DARIO	Rappr. Des.	GREAT WEST INTERNATIONAL VALUE FUND	GREAT WEST INTERNATIONAL VALUE FUND	Art. 135 novies	210.400	0,02%
TREVISAN DARIO	Rappr. Des.	GRECO GIOVANNI	GRECO GIOVANNI	Art. 135 undecies	300	0,00%
TREVISAN DARIO	Rappr. Des.	GREEN TREE FUND A SERIES OF T	GREEN TREE FUND A SERIES OF T	Art. 135 novies	9.498	0,00%
TREVISAN DARIO	Rappr. Des.	GUIDESTONE FUNDS INTERNATIONAL EQUITY INDEX FUND.	GUIDESTONE FUNDS INTERNATIONAL EQUITY INDEX FUND.	Art. 135 novies	21.353	0,00%
TREVISAN DARIO	Rappr. Des.	H.E.S.T. AUSTRALIA LIMITED	H.E.S.T. AUSTRALIA LIMITED	Art. 135 novies	2.002	0,00%
TREVISAN DARIO	Rappr. Des.	H.E.S.T. AUSTRALIA LIMITED	H.E.S.T. AUSTRALIA LIMITED	Art. 135 novies	2.023	0,00%

Mediobanca S.p.A. Assemblea ordinaria e straordinaria

28 ottobre 2021

Stampa dell'elenco Partecipanti

Nominativo	Tipo Part.	Avente diritto	Titolare strumenti finanziari	Tipo delega	Azioni	%
TREVISAN DARIO	Rappr. Des.	H.E.S.T. AUSTRALIA LIMITED	H.E.S.T. AUSTRALIA LIMITED	Art. 135 novies	12.791	0,00%
TREVISAN DARIO	Rappr. Des.	HAGFORS LIMITED THE R&H TRUST COMPANY LTD	HAGFORS LIMITED THE R&H TRUST COMPANY LTD	Art. 135 novies	9.029	0,00%
TREVISAN DARIO	Rappr. Des.	HARMO PLACEMENT 2	HARMO PLACEMENT 2	Art. 135 novies	34.642	0,00%
TREVISAN DARIO	Rappr. Des.	HARMONIE ALLOCATION	HARMONIE ALLOCATION	Art. 135 novies	32.124	0,00%
TREVISAN DARIO	Rappr. Des.	HARMONIE EQUILIBRE	HARMONIE EQUILIBRE	Art. 135 novies	66.401	0,01%
TREVISAN DARIO	Rappr. Des.	HARRIS UNIT 1 QUALIFIED NUCLEAR DECOMMISSIONING FUND	HARRIS UNIT 1 QUALIFIED NUCLEAR DECOMMISSIONING FUND	Art. 135 novies	2.843	0,00%
TREVISAN DARIO	Rappr. Des.	HARTFORD ACCIDENT AND INDEMNITY COMPANY	HARTFORD ACCIDENT AND INDEMNITY COMPANY	Art. 135 novies	1.832	0,00%
TREVISAN DARIO	Rappr. Des.	HARTFORD SCHRODERS INTERNATIONAL MULTI-CAP VALUE FUND	HARTFORD SCHRODERS INTERNATIONAL MULTI-CAP VALUE FUND	Art. 135 novies	355.253	0,04%
TREVISAN DARIO	Rappr. Des.	HASLAM FAMILY INVESTMENT PARTNERSHI	HASLAM FAMILY INVESTMENT PARTNERSHI	Art. 135 novies	1.822	0,00%
TREVISAN DARIO	Rappr. Des.	HC CAPITAL TRUST - THE ESG GROWTH PORTFOLIO	HC CAPITAL TRUST - THE ESG GROWTH PORTFOLIO	Art. 135 novies	1.412	0,00%
TREVISAN DARIO	Rappr. Des.	HC CAPITAL TRUST- THE CATHOLIC SRI GROWTH PORTFOLIO	HC CAPITAL TRUST- THE CATHOLIC SRI GROWTH PORTFOLIO	Art. 135 novies	356	0,00%
TREVISAN DARIO	Rappr. Des.	HC CAPITAL TRUST- THE INSTITUTIONAL INTERNATIONAL EQUITY PORTFOL	HC CAPITAL TRUST- THE INSTITUTIONAL INTERNATIONAL EQUITY PORTFOL	Art. 135 novies	32.957	0,00%
TREVISAN DARIO	Rappr. Des.	HC CAPITAL TRUST- THE INTERNATIONAL EQUITY PORTFOLIO	HC CAPITAL TRUST- THE INTERNATIONAL EQUITY PORTFOLIO	Art. 135 novies	187.061	0,02%
TREVISAN DARIO	Rappr. Des.	HC RENTE	HC RENTE	Art. 135 novies	5.238	0,00%
TREVISAN DARIO	Rappr. Des.	HELABA-INVEST KAPITALANLAGEGESELLSCHAFT MBH	HELABA-INVEST KAPITALANLAGEGESELLSCHAFT MBH	Art. 135 novies	212.900	0,02%
TREVISAN DARIO	Rappr. Des.	HI MANPT FONDS	HI MANPT FONDS	Art. 135 novies	41.787	0,00%
TREVISAN DARIO	Rappr. Des.	HONG KONG SAR GOVERNMENT EXCHANGE FUND.	HONG KONG SAR GOVERNMENT EXCHANGE FUND.	Art. 135 novies	508.629	0,06%
TREVISAN DARIO	Rappr. Des.	HONG KONG SAR GOVERNMENT EXCHANGE FUND.	HONG KONG SAR GOVERNMENT EXCHANGE FUND.	Art. 135 novies	87.939	0,01%
TREVISAN DARIO	Rappr. Des.	HONG KONG SAR GOVERNMENT EXCHANGE FUND.	HONG KONG SAR GOVERNMENT EXCHANGE FUND.	Art. 135 novies	10.286	0,00%
TREVISAN DARIO	Rappr. Des.	HONG KONG SAR GOVERNMENT EXCHANGE FUND.	HONG KONG SAR GOVERNMENT EXCHANGE FUND.	Art. 135 novies	5.572	0,00%
TREVISAN DARIO	Rappr. Des.	HOSTPLUS POOLED SUPERANNUATION TRUST	HOSTPLUS POOLED SUPERANNUATION TRUST	Art. 135 novies	18.954	0,00%
TREVISAN DARIO	Rappr. Des.	HOSTPLUS POOLED SUPERANNUATION TRUST	HOSTPLUS POOLED SUPERANNUATION TRUST	Art. 135 novies	1.703	0,00%
TREVISAN DARIO	Rappr. Des.	HRW TESTAMENTARY TRUST NO 1.	HRW TESTAMENTARY TRUST NO 1.	Art. 135 novies	4.526	0,00%
TREVISAN DARIO	Rappr. Des.	HRW TESTAMENTARY TRUST NO 2.	HRW TESTAMENTARY TRUST NO 2.	Art. 135 novies	2.284	0,00%
TREVISAN DARIO	Rappr. Des.	HRW TESTAMENTARY TRUST NO 3.	HRW TESTAMENTARY TRUST NO 3.	Art. 135 novies	2.820	0,00%
TREVISAN DARIO	Rappr. Des.	HRW TESTAMENTARY TRUST NO 4.	HRW TESTAMENTARY TRUST NO 4.	Art. 135 novies	1.718	0,00%
TREVISAN DARIO	Rappr. Des.	HRW TESTAMENTARY TRUST NO 5.	HRW TESTAMENTARY TRUST NO 5.	Art. 135 novies	1.764	0,00%
TREVISAN DARIO	Rappr. Des.	HRW TESTAMENTARY TRUST NO 6.	HRW TESTAMENTARY TRUST NO 6.	Art. 135 novies	4.620	0,00%
TREVISAN DARIO	Rappr. Des.	HRW TESTAMENTARY TRUST NO. 10.	HRW TESTAMENTARY TRUST NO. 10.	Art. 135 novies	2.903	0,00%

Mediobanca S.p.A. Assemblea ordinaria e straordinaria

28 ottobre 2021

Stampa dell'elenco Partecipanti

Nominativo	Tipo Part.	Avente diritto	Titolare strumenti finanziari	Tipo delega	Azioni	%
TREVISAN DARIO	Rappr. Des.	HRW TESTAMENTARY TRUST NO. 11.	HRW TESTAMENTARY TRUST NO. 11.	Art. 135 novies	5.561	0,00%
TREVISAN DARIO	Rappr. Des.	HRW TESTAMENTARY TRUST NO. 12.	HRW TESTAMENTARY TRUST NO. 12.	Art. 135 novies	4.952	0,00%
TREVISAN DARIO	Rappr. Des.	HRW TESTAMENTARY TRUST NO. 7.	HRW TESTAMENTARY TRUST NO. 7.	Art. 135 novies	3.795	0,00%
TREVISAN DARIO	Rappr. Des.	HRW TESTAMENTARY TRUST NO. 8.	HRW TESTAMENTARY TRUST NO. 8.	Art. 135 novies	3.924	0,00%
TREVISAN DARIO	Rappr. Des.	HRW TESTAMENTARY TRUST NO. 9.	HRW TESTAMENTARY TRUST NO. 9.	Art. 135 novies	2.903	0,00%
TREVISAN DARIO	Rappr. Des.	HRW TRUST NO 1 UAD 01/17/03.	HRW TRUST NO 1 UAD 01/17/03.	Art. 135 novies	6.490	0,00%
TREVISAN DARIO	Rappr. Des.	HRW TRUST NO 2 UAD 01/17/03.	HRW TRUST NO 2 UAD 01/17/03.	Art. 135 novies	1.222	0,00%
TREVISAN DARIO	Rappr. Des.	HRW TRUST NO 3 UAD 01/17/03.	HRW TRUST NO 3 UAD 01/17/03.	Art. 135 novies	1.483	0,00%
TREVISAN DARIO	Rappr. Des.	HRW TRUST NO 4 UAD 01/17/03..	HRW TRUST NO 4 UAD 01/17/03..	Art. 135 novies	1.483	0,00%
TREVISAN DARIO	Rappr. Des.	HSBC BANK SSB AUT EU SCREEN EX CONTROVERSIES CW INDEX EQ FND	HSBC BANK SSB AUT EU SCREEN EX CONTROVERSIES CW INDEX EQ FND	Art. 135 novies	466.737	0,05%
TREVISAN DARIO	Rappr. Des.	HSBC ETF'S PLC	HSBC ETF'S PLC	Art. 135 novies	7.560	0,00%
TREVISAN DARIO	Rappr. Des.	HSBC ETF'S PLC	HSBC ETF'S PLC	Art. 135 novies	14.517	0,00%
TREVISAN DARIO	Rappr. Des.	HSBC ETF'S PLC	HSBC ETF'S PLC	Art. 135 novies	9.152	0,00%
TREVISAN DARIO	Rappr. Des.	HSBC ETFS PLC - HSBC MSCI EUROPE CLIMATE PARIS ALIGNED UCITS ETF	HSBC ETFS PLC - HSBC MSCI EUROPE CLIMATE PARIS ALIGNED UCITS ETF	Art. 135 novies	3.678	0,00%
TREVISAN DARIO	Rappr. Des.	HSBC ETFS PUBLIC LIMITED COMPANY	HSBC ETFS PUBLIC LIMITED COMPANY	Art. 135 novies	323	0,00%
TREVISAN DARIO	Rappr. Des.	HSBC EUROPEAN INDEX FUND	HSBC EUROPEAN INDEX FUND	Art. 135 novies	293.587	0,03%
TREVISAN DARIO	Rappr. Des.	HSBC INDEX TRACKER INVESTMENT FUNDS ICVC	HSBC INDEX TRACKER INVESTMENT FUNDS ICVC	Art. 135 novies	38.413	0,00%
TREVISAN DARIO	Rappr. Des.	HSBC LIFE (INTERNATIONAL) LIMITED	HSBC LIFE (INTERNATIONAL) LIMITED	Art. 135 novies	1.837	0,00%
TREVISAN DARIO	Rappr. Des.	HSBC LIFE (INTERNATIONAL) LIMITED	HSBC LIFE (INTERNATIONAL) LIMITED	Art. 135 novies	8.230	0,00%
TREVISAN DARIO	Rappr. Des.	HSBC LIFE (INTERNATIONAL) LIMITED	HSBC LIFE (INTERNATIONAL) LIMITED	Art. 135 novies	10.540	0,00%
TREVISAN DARIO	Rappr. Des.	HSBC LIFE (INTERNATIONAL) LIMITED	HSBC LIFE (INTERNATIONAL) LIMITED	Art. 135 novies	3.136	0,00%
TREVISAN DARIO	Rappr. Des.	IA CLARINGTON GLOBAL VALUE FUND	IA CLARINGTON GLOBAL VALUE FUND	Art. 135 novies	5.044	0,00%
TREVISAN DARIO	Rappr. Des.	IBM 401(K) PLUS PLAN TRUST	IBM 401(K) PLUS PLAN TRUST	Art. 135 novies	104.942	0,01%
TREVISAN DARIO	Rappr. Des.	IBM DIVERSIFIED GLOBAL EQUITY FUND	IBM DIVERSIFIED GLOBAL EQUITY FUND	Art. 135 novies	12.731	0,00%
TREVISAN DARIO	Rappr. Des.	IBM PERSONAL PENSION PLAN TRUST	IBM PERSONAL PENSION PLAN TRUST	Art. 135 novies	5.048	0,00%
TREVISAN DARIO	Rappr. Des.	IBM RETIREMENT PLAN	IBM RETIREMENT PLAN	Art. 135 novies	2.736	0,00%
TREVISAN DARIO	Rappr. Des.	ICARE	ICARE	Art. 135 novies	11.786	0,00%
TREVISAN DARIO	Rappr. Des.	IF IST2 EUROPE INDEX	IF IST2 EUROPE INDEX	Art. 135 novies	26.614	0,00%
TREVISAN DARIO	Rappr. Des.	IFM GLOBAL INDEXED EQUITIES FUND	IFM GLOBAL INDEXED EQUITIES FUND	Art. 135 novies	1.730	0,00%
TREVISAN DARIO	Rappr. Des.	IG MACKENZIE EUROPEAN MID-CAP EQUITY FUND	IG MACKENZIE EUROPEAN MID-CAP EQUITY FUND	Art. 135 novies	881.316	0,10%
				Art. 135 novies		

Mediobanca S.p.A. Assemblea ordinaria e straordinaria

28 ottobre 2021

Stampa dell'elenco Partecipanti

Nominativo	Tipo Part.	Avente diritto	Titolare strumenti finanziari	Tipo delega	Azioni	%
TREVISAN DARIO	Rappr. Des.	IG MACKENZIE EUROPEAN MID-CAP EQUITY FUND	IG MACKENZIE EUROPEAN MID-CAP EQUITY FUND		155.001	0,02%
TREVISAN DARIO	Rappr. Des.	II	II	Art. 135 novies	265.000	0,03%
TREVISAN DARIO	Rappr. Des.	ILA - RAFIMF	ILA - RAFIMF	Art. 135 novies	2.845	0,00%
TREVISAN DARIO	Rappr. Des.	ILA-A-FTSEDW	ILA-A-FTSEDW	Art. 135 novies	33.439	0,00%
TREVISAN DARIO	Rappr. Des.	ILA-LA WORLD ESG SCREENED FUND	ILA-LA WORLD ESG SCREENED FUND	Art. 135 novies	13.214	0,00%
TREVISAN DARIO	Rappr. Des.	IMCO GLOBAL PUBLIC EQUITY LP	IMCO GLOBAL PUBLIC EQUITY LP	Art. 135 novies	28.078	0,00%
TREVISAN DARIO	Rappr. Des.	IMPERIAL INTERNATIONAL EQUITY POOL	IMPERIAL INTERNATIONAL EQUITY POOL	Art. 135 novies	615.033	0,07%
TREVISAN DARIO	Rappr. Des.	IMPERIAL INTERNATIONAL EQUITY POOL	IMPERIAL INTERNATIONAL EQUITY POOL	Art. 135 novies	17.533	0,00%
TREVISAN DARIO	Rappr. Des.	IMPERIAL INTERNATIONAL EQUITY POOL	IMPERIAL INTERNATIONAL EQUITY POOL	Art. 135 novies	7.768	0,00%
TREVISAN DARIO	Rappr. Des.	IMPERIAL OVERSEAS EQUITY POOL	IMPERIAL OVERSEAS EQUITY POOL	Art. 135 novies	28.152	0,00%
TREVISAN DARIO	Rappr. Des.	INDEXIQ FACTORS SUSTAIN EMU EQUITY	INDEXIQ FACTORS SUSTAIN EMU EQUITY	Art. 135 novies	6.455	0,00%
TREVISAN DARIO	Rappr. Des.	INDEXIQ FACTORS SUSTAIN EU EQUITY	INDEXIQ FACTORS SUSTAIN EU EQUITY	Art. 135 novies	62.729	0,01%
TREVISAN DARIO	Rappr. Des.	INDIANA PUBLIC RETIREMENT SYSTEM	INDIANA PUBLIC RETIREMENT SYSTEM	Art. 135 novies	13.490	0,00%
TREVISAN DARIO	Rappr. Des.	INDOSUEZ EURO PATRIMOINE	INDOSUEZ EURO PATRIMOINE	Art. 135 novies	92.000	0,01%
TREVISAN DARIO	Rappr. Des.	INDUSTRIAL ALLIANCE INSURANCE AND FINANCIAL SERVICES INC	INDUSTRIAL ALLIANCE INSURANCE AND FINANCIAL SERVICES INC	Art. 135 novies	26.857	0,00%
TREVISAN DARIO	Rappr. Des.	INDUSTRIAL ALLIANCE INSURANCE AND FINANCIAL SERVICES INC	INDUSTRIAL ALLIANCE INSURANCE AND FINANCIAL SERVICES INC	Art. 135 novies	1.734	0,00%
TREVISAN DARIO	Rappr. Des.	INDUSTRIAL ALLIANCE INSURANCE AND FINANCIAL SERVICES INC	INDUSTRIAL ALLIANCE INSURANCE AND FINANCIAL SERVICES INC	Art. 135 novies	10.195	0,00%
TREVISAN DARIO	Rappr. Des.	ING DIRECT SICAV	ING DIRECT SICAV	Art. 135 novies	42.665	0,00%
TREVISAN DARIO	Rappr. Des.	INSTITUTIONAL RETIREMENT TRUST	INSTITUTIONAL RETIREMENT TRUST	Art. 135 novies	20.425	0,00%
TREVISAN DARIO	Rappr. Des.	INSTITUTIONAL RETIREMENT TRUST	INSTITUTIONAL RETIREMENT TRUST	Art. 135 novies	2.291	0,00%
TREVISAN DARIO	Rappr. Des.	INSTITUTIONELLA AKTIEFONDEN VARLDEN	INSTITUTIONELLA AKTIEFONDEN VARLDEN	Art. 135 novies	36.925	0,00%
TREVISAN DARIO	Rappr. Des.	INTECH GLOBAL ALL COUNTRY ENHANCED INDEX FUND LLC	INTECH GLOBAL ALL COUNTRY ENHANCED INDEX FUND LLC	Art. 135 novies	1.111	0,00%
TREVISAN DARIO	Rappr. Des.	INTER AMERICAN DEVELOPMENT BANK STAFF RETIREMENT FUND	INTER AMERICAN DEVELOPMENT BANK STAFF RETIREMENT FUND	Art. 135 novies	54.812	0,01%
TREVISAN DARIO	Rappr. Des.	INTER AMERICAN DEVELOPMENT BANK STAFF RETIREMENT FUND	INTER AMERICAN DEVELOPMENT BANK STAFF RETIREMENT FUND	Art. 135 novies	79.349	0,01%
TREVISAN DARIO	Rappr. Des.	INTER-AMERICAN DEVELOPMENT BANK	INTER-AMERICAN DEVELOPMENT BANK	Art. 135 novies	36.131	0,00%
TREVISAN DARIO	Rappr. Des.	INTER-AMERICAN DEVELOPMENT BANK	INTER-AMERICAN DEVELOPMENT BANK	Art. 135 novies	25.047	0,00%
TREVISAN DARIO	Rappr. Des.	INTERNATIONAL ALPHA TILTS FUND B (INTLTB)	INTERNATIONAL ALPHA TILTS FUND B (INTLTB)	Art. 135 novies	88.378	0,01%
TREVISAN DARIO	Rappr. Des.	INTERNATIONAL BANK FOR RECONSTRUCTION AND DEVELOPMENT	INTERNATIONAL BANK FOR RECONSTRUCTION AND DEVELOPMENT	Art. 135 novies	5.170	0,00%

Mediobanca S.p.A. Assemblea ordinaria e straordinaria

28 ottobre 2021



Stampa dell'elenco Partecipanti

Nominativo	Tipo Part.	Avente diritto	Titolare strumenti finanziari	Tipo delega	Azioni	%
TREVISAN DARIO	Rappr. Des.	INTERNATIONAL BANK FOR RECONSTRUCTION AND DEVELOPMENT	INTERNATIONAL BANK FOR RECONSTRUCTION AND DEVELOPMENT	Art. 135 novies	1.040	0,00%
TREVISAN DARIO	Rappr. Des.	INTERNATIONAL BANK FOR RECONSTRUCTION AND DEVELOPMENT	INTERNATIONAL BANK FOR RECONSTRUCTION AND DEVELOPMENT	Art. 135 novies	2.629	0,00%
TREVISAN DARIO	Rappr. Des.	INTERNATIONAL EQUITIES SECTOR TRUST	INTERNATIONAL EQUITIES SECTOR TRUST	Art. 135 novies	990	0,00%
TREVISAN DARIO	Rappr. Des.	INTERNATIONAL EQUITY FUND LLC	INTERNATIONAL EQUITY FUND LLC	Art. 135 novies	8.634	0,00%
TREVISAN DARIO	Rappr. Des.	INTERNATIONAL EQUITY INDEX FUND	INTERNATIONAL EQUITY INDEX FUND	Art. 135 novies	43.172	0,00%
TREVISAN DARIO	Rappr. Des.	INTERNATIONAL EXPATRIATE BENEFIT MASTER TRUST	INTERNATIONAL EXPATRIATE BENEFIT MASTER TRUST	Art. 135 novies	2.076	0,00%
TREVISAN DARIO	Rappr. Des.	INTERNATIONAL MONETARY FUND	INTERNATIONAL MONETARY FUND	Art. 135 novies	12.476	0,00%
TREVISAN DARIO	Rappr. Des.	INTERNATIONAL MONETARY FUND	INTERNATIONAL MONETARY FUND	Art. 135 novies	9.829	0,00%
TREVISAN DARIO	Rappr. Des.	INTERNATIONAL MONETARY FUND	INTERNATIONAL MONETARY FUND	Art. 135 novies	8.608	0,00%
TREVISAN DARIO	Rappr. Des.	INTERNATIONAL MONETARY FUND	INTERNATIONAL MONETARY FUND	Art. 135 novies	8.537	0,00%
TREVISAN DARIO	Rappr. Des.	INTERNATIONAL MONETARY FUND RETIRED STAFF BENEFITS INVESTMENT ACCOUNT	INTERNATIONAL MONETARY FUND RETIRED STAFF BENEFITS INVESTMENT ACCOUNT	Art. 135 novies	374	0,00%
TREVISAN DARIO	Rappr. Des.	INTERNATIONAL MONETARY FUND STAFF RETIREMENT PLAN 700	INTERNATIONAL MONETARY FUND STAFF RETIREMENT PLAN 700	Art. 135 novies	95.894	0,01%
TREVISAN DARIO	Rappr. Des.	INTERNATIONAL MONETARY FUND STAFF RETIREMENT PLAN 700	INTERNATIONAL MONETARY FUND STAFF RETIREMENT PLAN 700	Art. 135 novies	23.160	0,00%
TREVISAN DARIO	Rappr. Des.	INTERNATIONAL MONETARY FUND STAFF RETIREMENT PLAN 700	INTERNATIONAL MONETARY FUND STAFF RETIREMENT PLAN 700	Art. 135 novies	1.405	0,00%
TREVISAN DARIO	Rappr. Des.	INTERNATIONAL SMALL CO FUND	INTERNATIONAL SMALL CO FUND	Art. 135 novies	616.317	0,07%
TREVISAN DARIO	Rappr. Des.	INTERNATIONAL TILTS MASTER PORTFOLIO OF MASTER INVESTMENT PORTFO	INTERNATIONAL TILTS MASTER PORTFOLIO OF MASTER INVESTMENT PORTFO	Art. 135 novies	82.166	0,01%
TREVISAN DARIO	Rappr. Des.	INV SOLUTIONS FUNDS ICVC FUNDAMENTAL INDEX GLOBAL EQUITY FUND	INV SOLUTIONS FUNDS ICVC FUNDAMENTAL INDEX GLOBAL EQUITY FUND	Art. 135 novies	99.134	0,01%
TREVISAN DARIO	Rappr. Des.	INV. DANSKE INVEST EUROPA INDEKS BNP	INV. DANSKE INVEST EUROPA INDEKS BNP	Art. 135 novies	7.337	0,00%
TREVISAN DARIO	Rappr. Des.	INV. DANSKE INVEST EUROPA INDEKS KL	INV. DANSKE INVEST EUROPA INDEKS KL	Art. 135 novies	17.278	0,00%
TREVISAN DARIO	Rappr. Des.	INV. DANSKE INVEST GLOBAL INDEKS KL	INV. DANSKE INVEST GLOBAL INDEKS KL	Art. 135 novies	14.457	0,00%
TREVISAN DARIO	Rappr. Des.	INV. DANSKE INVEST, GLOBAL INDEKS - AKKUMULERENDE KL	INV. DANSKE INVEST, GLOBAL INDEKS - AKKUMULERENDE KL	Art. 135 novies	2.266	0,00%
TREVISAN DARIO	Rappr. Des.	INVERSABADELL 10, FI	INVERSABADELL 10, FI	Art. 135 novies	2.941	0,00%
TREVISAN DARIO	Rappr. Des.	INVERSABADELL 25, FI	INVERSABADELL 25, FI	Art. 135 novies	51.280	0,01%
TREVISAN DARIO	Rappr. Des.	INVERSABADELL 50, FI	INVERSABADELL 50, FI	Art. 135 novies	22.669	0,00%
TREVISAN DARIO	Rappr. Des.	INVERSABADELL 70, FI	INVERSABADELL 70, FI	Art. 135 novies	9.272	0,00%
TREVISAN DARIO	Rappr. Des.	INVECO FTSE RAFI DEVELOPED MARKETS EX U S ETF	INVECO FTSE RAFI DEVELOPED MARKETS EX U S ETF	Art. 135 novies	74.656	0,01%

Mediobanca S.p.A. Assemblea ordinaria e straordinaria

28 ottobre 2021



Stampa dell'elenco Partecipanti

Nominativo	Tipo Part.	Avente diritto	Titolare strumenti finanziari	Tipo delega	Azioni	%
TREVISAN DARIO	Rappr. Des.	INVESCO FTSE RAFI EMERGING MARKETS UCITS ETF	INVESCO FTSE RAFI EMERGING MARKETS UCITS ETF	Art. 135 novies	47.031	0,01%
TREVISAN DARIO	Rappr. Des.	INVESCO GLOBAL LOW VOLATILITY EQUITY YIELD FUND	INVESCO GLOBAL LOW VOLATILITY EQUITY YIELD FUND	Art. 135 novies	1.139	0,00%
TREVISAN DARIO	Rappr. Des.	INVESCO INTERNATIONAL DEVELOPED DYNAMIC MUTLIFACTOR ETF	INVESCO INTERNATIONAL DEVELOPED DYNAMIC MUTLIFACTOR ETF	Art. 135 novies	25.544	0,00%
TREVISAN DARIO	Rappr. Des.	INVESCO MARKETS II PLC	INVESCO MARKETS II PLC	Art. 135 novies	1.135	0,00%
TREVISAN DARIO	Rappr. Des.	INVESCO MARKETS II PLC	INVESCO MARKETS II PLC	Art. 135 novies	7.813	0,00%
TREVISAN DARIO	Rappr. Des.	INVESCO MARKETS II PLC	INVESCO MARKETS II PLC	Art. 135 novies	107	0,00%
TREVISAN DARIO	Rappr. Des.	INVESCO MARKETS II PLC	INVESCO MARKETS II PLC	Art. 135 novies	211	0,00%
TREVISAN DARIO	Rappr. Des.	INVESCO MARKETS III PLC	INVESCO MARKETS III PLC	Art. 135 novies	847	0,00%
TREVISAN DARIO	Rappr. Des.	INVESCO MARKETS III PLC	INVESCO MARKETS III PLC	Art. 135 novies	821	0,00%
TREVISAN DARIO	Rappr. Des.	INVESCO PERPETUAL GLOBAL FINANCIAL CAPITAL FUND	INVESCO PERPETUAL GLOBAL FINANCIAL CAPITAL FUND	Art. 135 novies	32.500	0,00%
TREVISAN DARIO	Rappr. Des.	INVESCO PUREBETA FTSE DEVELOPED EX NORTH AMERICA ETF	INVESCO PUREBETA FTSE DEVELOPED EX NORTH AMERICA ETF	Art. 135 novies	313	0,00%
TREVISAN DARIO	Rappr. Des.	INVESCO S AND P EUROPE 350 EQUAL WEIGHT INDEX ETF	INVESCO S AND P EUROPE 350 EQUAL WEIGHT INDEX ETF	Art. 135 novies	648	0,00%
TREVISAN DARIO	Rappr. Des.	INVESTERINGSFORENINGEN LAEGERNES INVEST LI AKTIER GLOBALE	INVESTERINGSFORENINGEN LAEGERNES INVEST LI AKTIER GLOBALE	Art. 135 novies	3.785	0,00%
TREVISAN DARIO	Rappr. Des.	INVESTERINGSFORENINGEN NORDEA INVEST ENGROS INTERNATIONALE AKTIER - ETISK TILVALG	INVESTERINGSFORENINGEN NORDEA INVEST ENGROS INTERNATIONALE AKTIER - ETISK TILVALG	Art. 135 novies	27.740	0,00%
TREVISAN DARIO	Rappr. Des.	INVESTERINGSFORENINGEN NORDEA INVEST GLOBALE AKTIER INDEKS KL	INVESTERINGSFORENINGEN NORDEA INVEST GLOBALE AKTIER INDEKS KL	Art. 135 novies	3.046	0,00%
TREVISAN DARIO	Rappr. Des.	IOWA PUBLIC EMPLOYEES RETIREMENT SYSTEM	IOWA PUBLIC EMPLOYEES RETIREMENT SYSTEM	Art. 135 novies	22.342	0,00%
TREVISAN DARIO	Rappr. Des.	IP ACTIONS EURO	IP ACTIONS EURO	Art. 135 novies	20.507	0,00%
TREVISAN DARIO	Rappr. Des.	IPAC SPECIALIST INVESTMENT STRATEGIES - INTERNATIONAL SHARE STRATEGY NO.1	IPAC SPECIALIST INVESTMENT STRATEGIES - INTERNATIONAL SHARE STRATEGY NO.1	Art. 135 novies	2.833	0,00%
TREVISAN DARIO	Rappr. Des.	IPC MULTI-FACTOR INTERNATIONAL EQUITY	IPC MULTI-FACTOR INTERNATIONAL EQUITY	Art. 135 novies	32.285	0,00%
TREVISAN DARIO	Rappr. Des.	IPROFILE INTERNATIONAL EQUITY PRIVATE POOL	IPROFILE INTERNATIONAL EQUITY PRIVATE POOL	Art. 135 novies	162.306	0,02%
TREVISAN DARIO	Rappr. Des.	IQ 50 PERCENT HEDGED FTSE INTERNATIONAL ETF	IQ 50 PERCENT HEDGED FTSE INTERNATIONAL ETF	Art. 135 novies	18.136	0,00%
TREVISAN DARIO	Rappr. Des.	IQ CANDRIAM ESG INTERNATIONAL EQUITY ETF	IQ CANDRIAM ESG INTERNATIONAL EQUITY ETF	Art. 135 novies	11.205	0,00%
TREVISAN DARIO	Rappr. Des.	IRCEC CASSETTE DIVERSIFIE	IRCEC CASSETTE DIVERSIFIE	Art. 135 novies	74.805	0,01%
TREVISAN DARIO	Rappr. Des.	IRISH AIRLINES PILOTS SUPERANNUATION SCHEME	IRISH AIRLINES PILOTS SUPERANNUATION SCHEME	Art. 135 novies	3.343	0,00%
TREVISAN DARIO	Rappr. Des.	IRISH LIFE ASSURANCE PLC	IRISH LIFE ASSURANCE PLC	Art. 135 novies	561	0,00%
TREVISAN DARIO	Rappr. Des.	IRISH LIFE ASSURANCE PLC	IRISH LIFE ASSURANCE PLC	Art. 135 novies	8.180	0,00%
TREVISAN DARIO		IRISH LIFE ASSURANCE PLC	IRISH LIFE ASSURANCE PLC	Art. 135 novies	33.345	0,00%

Mediobanca S.p.A. Assemblea ordinaria e straordinaria

28 ottobre 2021

Stampa dell'elenco Partecipanti

Nominativo	Tipo Part.	Avente diritto	Titolare strumenti finanziari	Tipo delega	Azioni	%
	Rappr. Des.					
TREVISAN DARIO	Rappr. Des.	IRISH LIFE ASSURANCE PLC	IRISH LIFE ASSURANCE PLC	Art. 135 novies	115.176	0,01%
TREVISAN DARIO	Rappr. Des.	IRISH LIFE ASSURANCE PLC	IRISH LIFE ASSURANCE PLC	Art. 135 novies	13.894	0,00%
TREVISAN DARIO	Rappr. Des.	IRISH LIFE ASSURANCE PLC	IRISH LIFE ASSURANCE PLC	Art. 135 novies	16.960	0,00%
TREVISAN DARIO	Rappr. Des.	IRISH LIFE ASSURANCE PLC	IRISH LIFE ASSURANCE PLC	Art. 135 novies	77.675	0,01%
TREVISAN DARIO	Rappr. Des.	IRISH LIFE ASSURANCE.	IRISH LIFE ASSURANCE.	Art. 135 novies	76.721	0,01%
TREVISAN DARIO	Rappr. Des.	IRR K LLC	IRR K LLC	Art. 135 novies	13.269	0,00%
TREVISAN DARIO	Rappr. Des.	ISHARES ALL-COUNTRY EQUITY INDEX FUND	ISHARES ALL-COUNTRY EQUITY INDEX FUND	Art. 135 novies	2.349	0,00%
TREVISAN DARIO	Rappr. Des.	ISHARES CORE MSCI EAFE ETF	ISHARES CORE MSCI EAFE ETF	Art. 135 novies	3.130.373	0,35%
TREVISAN DARIO	Rappr. Des.	ISHARES CORE MSCI EUROPE ETF	ISHARES CORE MSCI EUROPE ETF	Art. 135 novies	256.657	0,03%
TREVISAN DARIO	Rappr. Des.	ISHARES CORE MSCI INTERNATIONALDEVELOPED MARKETS ETF	ISHARES CORE MSCI INTERNATIONALDEVELOPED MARKETS ETF	Art. 135 novies	202.576	0,02%
TREVISAN DARIO	Rappr. Des.	ISHARES CORE MSCI TOTAL INTERNATIONAL STOCK ETF	ISHARES CORE MSCI TOTAL INTERNATIONAL STOCK ETF	Art. 135 novies	626.527	0,07%
TREVISAN DARIO	Rappr. Des.	ISHARES EDGE MSCI INTL MOMENTUMFACTOR ETF	ISHARES EDGE MSCI INTL MOMENTUMFACTOR ETF	Art. 135 novies	67.749	0,01%
TREVISAN DARIO	Rappr. Des.	ISHARES EDGE MSCI INTL SIZE FACTOR ETF	ISHARES EDGE MSCI INTL SIZE FACTOR ETF	Art. 135 novies	1.980	0,00%
TREVISAN DARIO	Rappr. Des.	ISHARES EDGE MSCI INTL VALUE FACTOR ETF	ISHARES EDGE MSCI INTL VALUE FACTOR ETF	Art. 135 novies	81.886	0,01%
TREVISAN DARIO	Rappr. Des.	ISHARES EURO STOXX UCITS ETF (DE)	ISHARES EURO STOXX UCITS ETF (DE)	Art. 135 novies	259.845	0,03%
TREVISAN DARIO	Rappr. Des.	ISHARES EUROPE ETF	ISHARES EUROPE ETF	Art. 135 novies	139.182	0,02%
TREVISAN DARIO	Rappr. Des.	ISHARES GLOBAL FINANCIALS ETF	ISHARES GLOBAL FINANCIALS ETF	Art. 135 novies	284.179	0,03%
TREVISAN DARIO	Rappr. Des.	ISHARES II PUBLIC LIMITED COMPANY	ISHARES II PUBLIC LIMITED COMPANY	Art. 135 novies	3.199	0,00%
TREVISAN DARIO	Rappr. Des.	ISHARES II PUBLIC LIMITED COMPANY	ISHARES II PUBLIC LIMITED COMPANY	Art. 135 novies	17.336	0,00%
TREVISAN DARIO	Rappr. Des.	ISHARES II PUBLIC LIMITED COMPANY	ISHARES II PUBLIC LIMITED COMPANY	Art. 135 novies	12.746	0,00%
TREVISAN DARIO	Rappr. Des.	ISHARES III PUBLIC LIMITED COMPANY	ISHARES III PUBLIC LIMITED COMPANY	Art. 135 novies	16.131	0,00%
TREVISAN DARIO	Rappr. Des.	ISHARES III PUBLIC LIMITED COMPANY	ISHARES III PUBLIC LIMITED COMPANY	Art. 135 novies	24.724	0,00%
TREVISAN DARIO	Rappr. Des.	ISHARES INTERNATIONAL FUNDAMENTAL INDEX ETF	ISHARES INTERNATIONAL FUNDAMENTAL INDEX ETF	Art. 135 novies	624	0,00%
TREVISAN DARIO	Rappr. Des.	ISHARES IV PUBLIC LIMITED COMPANY	ISHARES IV PUBLIC LIMITED COMPANY	Art. 135 novies	6.786	0,00%
TREVISAN DARIO	Rappr. Des.	ISHARES IV PUBLIC LIMITED COMPANY	ISHARES IV PUBLIC LIMITED COMPANY	Art. 135 novies	4.000	0,00%
TREVISAN DARIO	Rappr. Des.	ISHARES IV PUBLIC LIMITED COMPANY	ISHARES IV PUBLIC LIMITED COMPANY	Art. 135 novies	25.645	0,00%
TREVISAN DARIO	Rappr. Des.	ISHARES IV PUBLIC LIMITED COMPANY	ISHARES IV PUBLIC LIMITED COMPANY	Art. 135 novies	632	0,00%
TREVISAN DARIO	Rappr. Des.	ISHARES IV PUBLIC LIMITED COMPANY	ISHARES IV PUBLIC LIMITED COMPANY	Art. 135 novies	16.089	0,00%
TREVISAN DARIO	Rappr. Des.	ISHARES IV PUBLIC LIMITED COMPANY	ISHARES IV PUBLIC LIMITED COMPANY	Art. 135 novies	6.994	0,00%
TREVISAN DARIO		ISHARES IV PUBLIC LIMITED COMPANY	ISHARES IV PUBLIC LIMITED COMPANY	Art. 135 novies	8.224	0,00%

Mediobanca S.p.A. Assemblea ordinaria e straordinaria

28 ottobre 2021

Stampa dell'elenco Partecipanti

Nominativo	Tipo Part.	Avente diritto	Titolare strumenti finanziari	Tipo delega	Azioni	%
	Rappr. Des.					
TREVISAN DARIO	Rappr. Des.	ISHARES IV PUBLIC LIMITED COMPANY	ISHARES IV PUBLIC LIMITED COMPANY	Art. 135 novies	24.278	0,00%
TREVISAN DARIO	Rappr. Des.	ISHARES IV PUBLIC LIMITED COMPANY	ISHARES IV PUBLIC LIMITED COMPANY	Art. 135 novies	1.265	0,00%
TREVISAN DARIO	Rappr. Des.	ISHARES IV PUBLIC LIMITED COMPANY	ISHARES IV PUBLIC LIMITED COMPANY	Art. 135 novies	815	0,00%
TREVISAN DARIO	Rappr. Des.	ISHARES IV PUBLIC LIMITED COMPANY	ISHARES IV PUBLIC LIMITED COMPANY	Art. 135 novies	2.316	0,00%
TREVISAN DARIO	Rappr. Des.	ISHARES IV PUBLIC LIMITED COMPANY	ISHARES IV PUBLIC LIMITED COMPANY	Art. 135 novies	1.374	0,00%
TREVISAN DARIO	Rappr. Des.	ISHARES MSCI ACWI ETF	ISHARES MSCI ACWI ETF	Art. 135 novies	285.923	0,03%
TREVISAN DARIO	Rappr. Des.	ISHARES MSCI ACWI EX U.S. ETF	ISHARES MSCI ACWI EX U.S. ETF	Art. 135 novies	114.971	0,01%
TREVISAN DARIO	Rappr. Des.	ISHARES MSCI ACWI LOW CARBON TARGET ETF	ISHARES MSCI ACWI LOW CARBON TARGET ETF	Art. 135 novies	22.440	0,00%
TREVISAN DARIO	Rappr. Des.	ISHARES MSCI EAFE ETF	ISHARES MSCI EAFE ETF	Art. 135 novies	2.072.069	0,23%
TREVISAN DARIO	Rappr. Des.	ISHARES MSCI EAFE INTERNATIONALINDEX FUND	ISHARES MSCI EAFE INTERNATIONALINDEX FUND	Art. 135 novies	287.821	0,03%
TREVISAN DARIO	Rappr. Des.	ISHARES MSCI EAFE VALUE ETF	ISHARES MSCI EAFE VALUE ETF	Art. 135 novies	1.154.060	0,13%
TREVISAN DARIO	Rappr. Des.	ISHARES MSCI EUROPE FINANCIALS ETF	ISHARES MSCI EUROPE FINANCIALS ETF	Art. 135 novies	582.780	0,07%
TREVISAN DARIO	Rappr. Des.	ISHARES MSCI EUROZONE ETF	ISHARES MSCI EUROZONE ETF	Art. 135 novies	857.010	0,10%
TREVISAN DARIO	Rappr. Des.	ISHARES MSCI ITALY ETF	ISHARES MSCI ITALY ETF	Art. 135 novies	1.001.805	0,11%
TREVISAN DARIO	Rappr. Des.	ISHARES MSCI KOKUSAI ETF	ISHARES MSCI KOKUSAI ETF	Art. 135 novies	2.453	0,00%
TREVISAN DARIO	Rappr. Des.	ISHARES MSCI WORLD ETF	ISHARES MSCI WORLD ETF	Art. 135 novies	24.155	0,00%
TREVISAN DARIO	Rappr. Des.	ISHARES PUBLIC LIMITED COMPANY	ISHARES PUBLIC LIMITED COMPANY	Art. 135 novies	564	0,00%
TREVISAN DARIO	Rappr. Des.	ISHARES PUBLIC LIMITED COMPANY	ISHARES PUBLIC LIMITED COMPANY	Art. 135 novies	5.833	0,00%
TREVISAN DARIO	Rappr. Des.	ISHARES PUBLIC LIMITED COMPANY	ISHARES PUBLIC LIMITED COMPANY	Art. 135 novies	2.854	0,00%
TREVISAN DARIO	Rappr. Des.	ISHARES PUBLIC LIMITED COMPANY	ISHARES PUBLIC LIMITED COMPANY	Art. 135 novies	31.423	0,00%
TREVISAN DARIO	Rappr. Des.	ISHARES STOXX EUROPE 600 FINANCIAL SERVICES UCITS ETF DE	ISHARES STOXX EUROPE 600 FINANCIAL SERVICES UCITS ETF DE	Art. 135 novies	134.632	0,02%
TREVISAN DARIO	Rappr. Des.	ISHARES STOXX EUROPE 600 UCITS ETF (DE)	ISHARES STOXX EUROPE 600 UCITS ETF (DE)	Art. 135 novies	386.311	0,04%
TREVISAN DARIO	Rappr. Des.	ISHARES STOXX EUROPE MID 200 UCITS ETF (DE)	ISHARES STOXX EUROPE MID 200 UCITS ETF (DE)	Art. 135 novies	220.262	0,02%
TREVISAN DARIO	Rappr. Des.	ISHARES V PUBLIC LIMITED COMPANY	ISHARES V PUBLIC LIMITED COMPANY	Art. 135 novies	3.402	0,00%
TREVISAN DARIO	Rappr. Des.	ISHARES V PUBLIC LIMITED COMPANY	ISHARES V PUBLIC LIMITED COMPANY	Art. 135 novies	1.562	0,00%
TREVISAN DARIO	Rappr. Des.	ISHARES V PUBLIC LIMITED COMPANY	ISHARES V PUBLIC LIMITED COMPANY	Art. 135 novies	158	0,00%
TREVISAN DARIO	Rappr. Des.	ISHARES VI PUBLIC LIMITED COMPANY	ISHARES VI PUBLIC LIMITED COMPANY	Art. 135 novies	132	0,00%
TREVISAN DARIO	Rappr. Des.	ISHARES VI PUBLIC LIMITED COMPANY	ISHARES VI PUBLIC LIMITED COMPANY	Art. 135 novies	1.458	0,00%
TREVISAN DARIO	Rappr. Des.	ISHARES VI PUBLIC LIMITED COMPANY	ISHARES VI PUBLIC LIMITED COMPANY	Art. 135 novies	21.269	0,00%
TREVISAN DARIO	Rappr. Des.	ISHARES VII PLC	ISHARES VII PLC	Art. 135 novies	440	0,00%

Mediobanca S.p.A. Assemblea ordinaria e straordinaria

28 ottobre 2021



Stampa dell'elenco Partecipanti

Nominativo	Tipo Part.	Avente diritto	Titolare strumenti finanziari	Tipo delega	Azioni	%
TREVISAN DARIO	Rappr. Des.	ISHARES VII PLC	ISHARES VII PLC	Art. 135 novies	28.293	0,00%
TREVISAN DARIO	Rappr. Des.	ISHARES VII PLC	ISHARES VII PLC	Art. 135 novies	52.145	0,01%
TREVISAN DARIO	Rappr. Des.	ISHARES VII PLC	ISHARES VII PLC	Art. 135 novies	1.354	0,00%
TREVISAN DARIO	Rappr. Des.	ISHARES VII PLC	ISHARES VII PLC	Art. 135 novies	4.531	0,00%
TREVISAN DARIO	Rappr. Des.	ISHARES WHOLESALE INTERNATIONAL EQUITY INDEX FUND	ISHARES WHOLESALE INTERNATIONAL EQUITY INDEX FUND	Art. 135 novies	54.300	0,01%
TREVISAN DARIO	Rappr. Des.	ISHARES WHOLESALE SCREENED INTERNATIONAL EQUITY INDEX FUND	ISHARES WHOLESALE SCREENED INTERNATIONAL EQUITY INDEX FUND	Art. 135 novies	4.169	0,00%
TREVISAN DARIO	Rappr. Des.	ISHARES WORLD EX SWITZERLAND EQUITY INDEX FUND II (CH)	ISHARES WORLD EX SWITZERLAND EQUITY INDEX FUND II (CH)	Art. 135 novies	6.110	0,00%
TREVISAN DARIO	Rappr. Des.	ISHARES WORLD EX SWITZERLAND ESG EQUITY INDEX FUND (CH)	ISHARES WORLD EX SWITZERLAND ESG EQUITY INDEX FUND (CH)	Art. 135 novies	11.566	0,00%
TREVISAN DARIO	Rappr. Des.	ISHARES WORLD EX SWITZERLAND ESG EQUITY INDEX FUND (CH)	ISHARES WORLD EX SWITZERLAND ESG EQUITY INDEX FUND (CH)	Art. 135 novies	5.353	0,00%
TREVISAN DARIO	Rappr. Des.	ISTITUTO FINANZIARIO 2012 SPA	ISTITUTO FINANZIARIO 2012 SPA	Art. 135 undecies	24.300.000	2,74%
TREVISAN DARIO	Rappr. Des.	IVY PROSHARES MSCI ACWI INDEX FUND	IVY PROSHARES MSCI ACWI INDEX FUND	Art. 135 novies	1.569	0,00%
TREVISAN DARIO	Rappr. Des.	JANA PASSIVE GLOBAL SHARE TRUST	JANA PASSIVE GLOBAL SHARE TRUST	Art. 135 novies	7.043	0,00%
TREVISAN DARIO	Rappr. Des.	JANUS HENDERSON INSTITUTIONAL EUROPEAN INDEX OPPORTUNITIES FUND	JANUS HENDERSON INSTITUTIONAL EUROPEAN INDEX OPPORTUNITIES FUND	Art. 135 novies	4.329	0,00%
TREVISAN DARIO	Rappr. Des.	JCW 1987 ARTICLE II DESC TRUST FBO JMW DTD 1/1/2012	JCW 1987 ARTICLE II DESC TRUST FBO JMW DTD 1/1/2012	Art. 135 novies	187	0,00%
TREVISAN DARIO	Rappr. Des.	JCW 1987 ARTICLE II DESC TRUST FBOAAP C/O WALTON ENTERPRISES LLC	JCW 1987 ARTICLE II DESC TRUST FBOAAP C/O WALTON ENTERPRISES LLC	Art. 135 novies	166	0,00%
TREVISAN DARIO	Rappr. Des.	JCW 1987 ARTICLE II DESC TRUST FBOTLW	JCW 1987 ARTICLE II DESC TRUST FBOTLW	Art. 135 novies	187	0,00%
TREVISAN DARIO	Rappr. Des.	JNL INTERNATIONAL INDEX FUND	JNL INTERNATIONAL INDEX FUND	Art. 135 novies	110.292	0,01%
TREVISAN DARIO	Rappr. Des.	JNL/BLACKROCK ADVANTAGE INTERNATIONAL FUND	JNL/BLACKROCK ADVANTAGE INTERNATIONAL FUND	Art. 135 novies	17.734	0,00%
TREVISAN DARIO	Rappr. Des.	JNL/DFA INTERNATIONAL CORE EQUITY FUND	JNL/DFA INTERNATIONAL CORE EQUITY FUND	Art. 135 novies	6.400	0,00%
TREVISAN DARIO	Rappr. Des.	JNL/JPMORGAN GLOBAL ALLOCATION FUND	JNL/JPMORGAN GLOBAL ALLOCATION FUND	Art. 135 novies	3.365	0,00%
TREVISAN DARIO	Rappr. Des.	JNL/MELLON MSCI WORLD INDEX FUND	JNL/MELLON MSCI WORLD INDEX FUND	Art. 135 novies	5.017	0,00%
TREVISAN DARIO	Rappr. Des.	JOHN D SPEARS GRAT DATED 2 20 09 F B O JULIE L SPEARS	JOHN D SPEARS GRAT DATED 2 20 09 F B O JULIE L SPEARS	Art. 135 novies	9.300	0,00%
TREVISAN DARIO	Rappr. Des.	JOHN D SPEARS GRAT I 2 20 09	JOHN D SPEARS GRAT I 2 20 09	Art. 135 novies	10.000	0,00%
TREVISAN DARIO	Rappr. Des.	JOHN D SPEARS GRAT I DATED 2 20 09 F B O NANA R SPEARS	JOHN D SPEARS GRAT I DATED 2 20 09 F B O NANA R SPEARS	Art. 135 novies	7.800	0,00%
TREVISAN DARIO	Rappr. Des.	JOHN D SPEARS REVOCABLE TRUST DTD 9 29 2006	JOHN D SPEARS REVOCABLE TRUST DTD 9 29 2006	Art. 135 novies	74.200	0,01%
TREVISAN DARIO	Rappr. Des.	JOHN DEERE PENSION TRUST	JOHN DEERE PENSION TRUST	Art. 135 novies	82.900	0,01%

Mediobanca S.p.A. Assemblea ordinaria e straordinaria

28 ottobre 2021



Stampa dell'elenco Partecipanti

Nominativo	Tipo Part.	Avente diritto	Titolare strumenti finanziari	Tipo delega	Azioni	%
TREVISAN DARIO	Rappr. Des.	JOHN HANCOCK FUNDS II INTERNATIONAL STRATEGIC EQUITY ALLOCATION FUND	JOHN HANCOCK FUNDS II INTERNATIONAL STRATEGIC EQUITY ALLOCATION FUND	Art. 135 novies	33.200	0,00%
TREVISAN DARIO	Rappr. Des.	JOHN HANCOCK FUNDS II STRATEGICEQUITY ALLOCATION FUND	JOHN HANCOCK FUNDS II STRATEGICEQUITY ALLOCATION FUND	Art. 135 novies	62.161	0,01%
TREVISAN DARIO	Rappr. Des.	JOHN HANCOCK LIFE AND HEALTH INSURANCE COMPANY	JOHN HANCOCK LIFE AND HEALTH INSURANCE COMPANY	Art. 135 novies	33.125	0,00%
TREVISAN DARIO	Rappr. Des.	JOHN HANCOCK LIFE AND HEALTH INSURANCE COMPANY	JOHN HANCOCK LIFE AND HEALTH INSURANCE COMPANY	Art. 135 novies	1.547	0,00%
TREVISAN DARIO	Rappr. Des.	JOHN HANCOCK MULTIFACTOR DEVELOPED INTERNATIONAL ETF	JOHN HANCOCK MULTIFACTOR DEVELOPED INTERNATIONAL ETF	Art. 135 novies	55.008	0,01%
TREVISAN DARIO	Rappr. Des.	JOHN HANCOCK TRUST COMPANY COLLECTIVE INVESTMENT TRUST	JOHN HANCOCK TRUST COMPANY COLLECTIVE INVESTMENT TRUST	Art. 135 novies	2.146	0,00%
TREVISAN DARIO	Rappr. Des.	JOHN HANCOCK VARIABLE INSURANCE TRUST INTERNATIONAL EQUITY INDEX TRUST.	JOHN HANCOCK VARIABLE INSURANCE TRUST INTERNATIONAL EQUITY INDEX TRUST.	Art. 135 novies	22.013	0,00%
TREVISAN DARIO	Rappr. Des.	JOHN HANCOCK VARIABLE INSURANCE TRUST INTERNATIONAL EQUITY INDEX TRUST	JOHN HANCOCK VARIABLE INSURANCE TRUST INTERNATIONAL EQUITY INDEX TRUST	Art. 135 novies	103.238	0,01%
TREVISAN DARIO	Rappr. Des.	JOSHUA GREEN CORPORATION	JOSHUA GREEN CORPORATION	Art. 135 novies	8.169	0,00%
TREVISAN DARIO	Rappr. Des.	JPM MULTI INCOME FUND	JPM MULTI INCOME FUND	Art. 135 novies	71.368	0,01%
TREVISAN DARIO	Rappr. Des.	JPMORGAN ACTIVEBUILDERS INTERNATIONAL EQUITY ETF	JPMORGAN ACTIVEBUILDERS INTERNATIONAL EQUITY ETF	Art. 135 novies	1.157	0,00%
TREVISAN DARIO	Rappr. Des.	JPMORGAN BETABUILDERS EUROPE ETF	JPMORGAN BETABUILDERS EUROPE ETF	Art. 135 novies	560.897	0,06%
TREVISAN DARIO	Rappr. Des.	JPMORGAN BETABUILDERS INTERNATIONAL EQUITY ETF	JPMORGAN BETABUILDERS INTERNATIONAL EQUITY ETF	Art. 135 novies	144.798	0,02%
TREVISAN DARIO	Rappr. Des.	JPMORGAN EUROPE STRATEGIC DIVIDEND FUND	JPMORGAN EUROPE STRATEGIC DIVIDEND FUND	Art. 135 novies	10.984	0,00%
TREVISAN DARIO	Rappr. Des.	JPMORGAN EUROPEAN INVESTMENT TRUST PLC	JPMORGAN EUROPEAN INVESTMENT TRUST PLC	Art. 135 novies	98.244	0,01%
TREVISAN DARIO	Rappr. Des.	JPMORGAN FUND ICVC - JPM MULTI-ASSET INCOME FUND	JPMORGAN FUND ICVC - JPM MULTI-ASSET INCOME FUND	Art. 135 novies	11.242	0,00%
TREVISAN DARIO	Rappr. Des.	JPMORGAN FUNDS	JPMORGAN FUNDS	Art. 135 novies	377.045	0,04%
TREVISAN DARIO	Rappr. Des.	JPMORGAN FUNDS	JPMORGAN FUNDS	Art. 135 novies	4.994	0,00%
TREVISAN DARIO	Rappr. Des.	JPMORGAN FUNDS	JPMORGAN FUNDS	Art. 135 novies	1	0,00%
TREVISAN DARIO	Rappr. Des.	JPMORGAN GLOBAL ALLOCATION FUND	JPMORGAN GLOBAL ALLOCATION FUND	Art. 135 novies	6.325	0,00%
TREVISAN DARIO	Rappr. Des.	JPMORGAN INCOME BUILDER FUND	JPMORGAN INCOME BUILDER FUND	Art. 135 novies	297.859	0,03%
TREVISAN DARIO	Rappr. Des.	JPMORGAN INSURANCE TRUST INCOME BUILDER PORTFOLIO	JPMORGAN INSURANCE TRUST INCOME BUILDER PORTFOLIO	Art. 135 novies	2.352	0,00%
TREVISAN DARIO	Rappr. Des.	JPMORGAN INTERNATIONAL VALUE FUND	JPMORGAN INTERNATIONAL VALUE FUND	Art. 135 novies	73.297	0,01%
TREVISAN DARIO	Rappr. Des.	JPMORGAN INVESTMENT FUNDS	JPMORGAN INVESTMENT FUNDS	Art. 135 novies	3.026	0,00%
TREVISAN DARIO	Rappr. Des.	JPMORGAN INVESTMENT FUNDS	JPMORGAN INVESTMENT FUNDS	Art. 135 novies	4.406	0,00%

Mediobanca S.p.A. Assemblea ordinaria e straordinaria

28 ottobre 2021



Stampa dell'elenco Partecipanti

Nominativo	Tipo Part.	Avente diritto	Titolare strumenti finanziari	Tipo delega	Azioni	%
TREVISAN DARIO	Rappr. Des.	JPMORGAN INVESTMENT FUNDS	JPMORGAN INVESTMENT FUNDS	Art. 135 novies	1	0,00%
TREVISAN DARIO	Rappr. Des.	JPMORGAN INVESTMENT FUNDS	JPMORGAN INVESTMENT FUNDS	Art. 135 novies	1	0,00%
TREVISAN DARIO	Rappr. Des.	JPMORGAN MULTI BALANCED FUND	JPMORGAN MULTI BALANCED FUND	Art. 135 novies	4.480	0,00%
TREVISAN DARIO	Rappr. Des.	JTW TRUST NO. 1 UAD 9/19/02.	JTW TRUST NO. 1 UAD 9/19/02.	Art. 135 novies	691	0,00%
TREVISAN DARIO	Rappr. Des.	JTW TRUST NO. 2 UAD 9/19/02.	JTW TRUST NO. 2 UAD 9/19/02.	Art. 135 novies	3.313	0,00%
TREVISAN DARIO	Rappr. Des.	JTW TRUST NO. 3 UAD 9/19/02.	JTW TRUST NO. 3 UAD 9/19/02.	Art. 135 novies	1.527	0,00%
TREVISAN DARIO	Rappr. Des.	JTW TRUST NO. 4 UAD 9/19/02.	JTW TRUST NO. 4 UAD 9/19/02.	Art. 135 novies	4.361	0,00%
TREVISAN DARIO	Rappr. Des.	JTW TRUST NO. 5 UAD 9/19/02.	JTW TRUST NO. 5 UAD 9/19/02.	Art. 135 novies	888	0,00%
TREVISAN DARIO	Rappr. Des.	K INVESTMENTS SH LIMITED.	K INVESTMENTS SH LIMITED.	Art. 135 novies	67.857	0,01%
TREVISAN DARIO	Rappr. Des.	K INVESTMENTS SH LIMITED.	K INVESTMENTS SH LIMITED.	Art. 135 novies	12.720	0,00%
TREVISAN DARIO	Rappr. Des.	KAISER FOUNDATION HOSPITALS	KAISER FOUNDATION HOSPITALS	Art. 135 novies	19.056	0,00%
TREVISAN DARIO	Rappr. Des.	KAISER PERMANENTE GROUP TRUST	KAISER PERMANENTE GROUP TRUST	Art. 135 novies	35.825	0,00%
TREVISAN DARIO	Rappr. Des.	KAPITALFORENINGEN EMD INVEST GLOBALE AKTIER II	KAPITALFORENINGEN EMD INVEST GLOBALE AKTIER II	Art. 135 novies	711	0,00%
TREVISAN DARIO	Rappr. Des.	KAPITALFORENINGEN EMD INVEST VERDENSINDEKS	KAPITALFORENINGEN EMD INVEST VERDENSINDEKS	Art. 135 novies	18.896	0,00%
TREVISAN DARIO	Rappr. Des.	KAPITALFORENINGEN INVESTIN PRO GLOBAL EQUITIES I	KAPITALFORENINGEN INVESTIN PRO GLOBAL EQUITIES I	Art. 135 novies	26.637	0,00%
TREVISAN DARIO	Rappr. Des.	KAPITALFORENINGEN LAEGERNES INVEST KLI AKTIER GLOBALE INDENYKREDIT PORTEFOELJE ADMINISTRATION AS	KAPITALFORENINGEN LAEGERNES INVEST KLI AKTIER GLOBALE INDENYKREDIT PORTEFOELJE ADMINISTRATION AS	Art. 135 novies	4.367	0,00%
TREVISAN DARIO	Rappr. Des.	KAPITALFORENINGEN PENSAM INVEST, PSI 3 GLOBALE AKTIER 3	KAPITALFORENINGEN PENSAM INVEST, PSI 3 GLOBALE AKTIER 3	Art. 135 novies	7.132	0,00%
TREVISAN DARIO	Rappr. Des.	KBI GLOBAL INVESTMENT FUND	KBI GLOBAL INVESTMENT FUND	Art. 135 novies	36.970	0,00%
TREVISAN DARIO	Rappr. Des.	KDI INSTITUTIONAL AFDELING DANICA LINK - INDEKS GLOBALE AKTIER	KDI INSTITUTIONAL AFDELING DANICA LINK - INDEKS GLOBALE AKTIER	Art. 135 novies	4.008	0,00%
TREVISAN DARIO	Rappr. Des.	KDI INSTITUTIONAL AFDELING DANICA PENSION - AKTIER 4	KDI INSTITUTIONAL AFDELING DANICA PENSION - AKTIER 4	Art. 135 novies	11.632	0,00%
TREVISAN DARIO	Rappr. Des.	KEMPEN EUROPEAN HIGH DIVIDEND FUND N.V	KEMPEN EUROPEAN HIGH DIVIDEND FUND N.V	Art. 135 novies	280.807	0,03%
TREVISAN DARIO	Rappr. Des.	KEMPEN INTERNATIONAL FUNDS-KEMPEN (LUX) EUROPEAN HIGH DIVIDEND FUND	KEMPEN INTERNATIONAL FUNDS-KEMPEN (LUX) EUROPEAN HIGH DIVIDEND FUND	Art. 135 novies	17.100	0,00%
TREVISAN DARIO	Rappr. Des.	KFG BERMUDA LTD	KFG BERMUDA LTD	Art. 135 novies	15.590	0,00%
TREVISAN DARIO	Rappr. Des.	KOKUSAI EQUITY INDEX FUND	KOKUSAI EQUITY INDEX FUND	Art. 135 novies	17.036	0,00%
TREVISAN DARIO	Rappr. Des.	KOOKABURRA CHARITABLE REMAINDER TRUST UAD 12/20/05 C. DIANE CHRISTENSEN TTEE	KOOKABURRA CHARITABLE REMAINDER TRUST UAD 12/20/05 C. DIANE CHRISTENSEN TTEE	Art. 135 novies	6.849	0,00%
TREVISAN DARIO	Rappr. Des.	KOOKMIN BANK ACTING AS TRUSTEE OF MIRAE ASSET TRIUMPH MULTI FACTO PRIVATELY PLACED MASTER	KOOKMIN BANK ACTING AS TRUSTEE OF MIRAE ASSET TRIUMPH MULTI FACTO PRIVATELY PLACED MASTER	Art. 135 novies	20.000	0,00%
				Art. 135 novies		

Mediobanca S.p.A. Assemblea ordinaria e straordinaria

28 ottobre 2021



Stampa dell'elenco Partecipanti

Nominativo	Tipo Part.	Avente diritto	Titolare strumenti finanziari	Tipo delega	Azioni	%
TREVISAN DARIO	Rappr. Des.	KREBSHILFE-2-FONDS	KREBSHILFE-2-FONDS		100	0,00%
TREVISAN DARIO	Rappr. Des.	KURT M. KROGER, TRUSTEE OF THE KURT M. KROGER TRUST	KURT M. KROGER, TRUSTEE OF THE KURT M. KROGER TRUST	Art. 135 novies	1.097	0,00%
TREVISAN DARIO	Rappr. Des.	L3HARRIS PENSION MASTER TRUST	L3HARRIS PENSION MASTER TRUST	Art. 135 novies	203.749	0,02%
TREVISAN DARIO	Rappr. Des.	LATVIJAS BANKA	LATVIJAS BANKA	Art. 135 novies	5.690	0,00%
TREVISAN DARIO	Rappr. Des.	LAWRENCE LIVERMORE NATIONAL SECURITY LLC AND TRIAD NATIONAL SECURITY LLC DEFINED BENEFIT PLAN GROUP TRUST	LAWRENCE LIVERMORE NATIONAL SECURITY LLC AND TRIAD NATIONAL SECURITY LLC DEFINED BENEFIT PLAN GROUP TRUST	Art. 135 novies	14.845	0,00%
TREVISAN DARIO	Rappr. Des.	LBBW AM INVESTMENTGES. MBH LBBW DIVIDEND	LBBW AM INVESTMENTGES. MBH LBBW DIVIDEND	Art. 135 novies	545.000	0,06%
TREVISAN DARIO	Rappr. Des.	LBBW AM INVESTMENTGES. MBH LBBW ZYKLUS S	LBBW AM INVESTMENTGES. MBH LBBW ZYKLUS S	Art. 135 novies	350.000	0,04%
TREVISAN DARIO	Rappr. Des.	LBBW ASS.MAN. INVESTM.GES. MBH LBBW AM-V	LBBW ASS.MAN. INVESTM.GES. MBH LBBW AM-V	Art. 135 novies	33.750	0,00%
TREVISAN DARIO	Rappr. Des.	LBBW ASS.MAN. INVESTM.GES. MBH, LBBW AM-	LBBW ASS.MAN. INVESTM.GES. MBH, LBBW AM-	Art. 135 novies	200.000	0,02%
TREVISAN DARIO	Rappr. Des.	LBBW ASS.MAN.INVESTM.GES. MBH LBBW AM WV	LBBW ASS.MAN.INVESTM.GES. MBH LBBW AM WV	Art. 135 novies	119.540	0,01%
TREVISAN DARIO	Rappr. Des.	LBBW ASSET MANAGEMENT INVESTMENTGESELLSCHAFT MBH	LBBW ASSET MANAGEMENT INVESTMENTGESELLSCHAFT MBH	Art. 135 novies	136.603	0,02%
TREVISAN DARIO	Rappr. Des.	LCL ACTIONS EURO CORE+	LCL ACTIONS EURO CORE+	Art. 135 novies	114.246	0,01%
TREVISAN DARIO	Rappr. Des.	LCL ACTIONS FRANCE CORE PLUS	LCL ACTIONS FRANCE CORE PLUS	Art. 135 novies	5.386	0,00%
TREVISAN DARIO	Rappr. Des.	LCL ACTIONS MONDE HORS EUROPE EURO	LCL ACTIONS MONDE HORS EUROPE EURO	Art. 135 novies	69.350	0,01%
TREVISAN DARIO	Rappr. Des.	LEGAL & GENERAL AUTHORISED CONTRACTUAL SCHEME	LEGAL & GENERAL AUTHORISED CONTRACTUAL SCHEME	Art. 135 novies	49.112	0,01%
TREVISAN DARIO	Rappr. Des.	LEGAL & GENERAL DEVELOPED MULTI-FACTOR SL FUND LLC	LEGAL & GENERAL DEVELOPED MULTI-FACTOR SL FUND LLC	Art. 135 novies	31.968	0,00%
TREVISAN DARIO	Rappr. Des.	LEGAL & GENERAL FUTURE WORLD ESG DEVELOPED INDEX FUND	LEGAL & GENERAL FUTURE WORLD ESG DEVELOPED INDEX FUND	Art. 135 novies	11.214	0,00%
TREVISAN DARIO	Rappr. Des.	LEGAL AND GENERAL ASSURANCE PENSIONS MANAGEMENT LIMITED	LEGAL AND GENERAL ASSURANCE PENSIONS MANAGEMENT LIMITED	Art. 135 novies	86.994	0,01%
TREVISAN DARIO	Rappr. Des.	LEGAL AND GENERAL ASSURANCE PENSIONS MANAGEMENT LIMITED	LEGAL AND GENERAL ASSURANCE PENSIONS MANAGEMENT LIMITED	Art. 135 novies	5.100	0,00%
TREVISAN DARIO	Rappr. Des.	LEGAL AND GENERAL ASSURANCE PENSIONS MANAGEMENT LIMITED	LEGAL AND GENERAL ASSURANCE PENSIONS MANAGEMENT LIMITED	Art. 135 novies	7.643	0,00%
TREVISAN DARIO	Rappr. Des.	LEGAL AND GENERAL ASSURANCE PENSIONS MANAGEMENT LIMITED	LEGAL AND GENERAL ASSURANCE PENSIONS MANAGEMENT LIMITED	Art. 135 novies	414.184	0,05%
TREVISAN DARIO	Rappr. Des.	LEGAL AND GENERAL ASSURANCE PENSIONS MANAGEMENT LIMITED	LEGAL AND GENERAL ASSURANCE PENSIONS MANAGEMENT LIMITED	Art. 135 novies	210	0,00%
TREVISAN DARIO	Rappr. Des.	LEGAL AND GENERAL ASSURANCE PENSIONS MANAGEMENT LIMITED	LEGAL AND GENERAL ASSURANCE PENSIONS MANAGEMENT LIMITED	Art. 135 novies	9.533	0,00%
TREVISAN DARIO	Rappr. Des.	LEGAL AND GENERAL ASSURANCE PENSIONS MANAGEMENT LIMITED	LEGAL AND GENERAL ASSURANCE PENSIONS MANAGEMENT LIMITED	Art. 135 novies	113.413	0,01%

Mediobanca S.p.A. Assemblea ordinaria e straordinaria

28 ottobre 2021

Stampa dell'elenco Partecipanti

Nominativo	Tipo Part.	Avente diritto	Titolare strumenti finanziari	Tipo delega	Azioni	%
TREVISAN DARIO	Rappr. Des.	LEGAL AND GENERAL ASSURANCE PENSIONS MANAGEMENT LIMITED	LEGAL AND GENERAL ASSURANCE PENSIONS MANAGEMENT LIMITED	Art. 135 novies	1.816	0,00%
TREVISAN DARIO	Rappr. Des.	LEGAL AND GENERAL ASSURANCE PENSIONS MANAGEMENT LIMITED	LEGAL AND GENERAL ASSURANCE PENSIONS MANAGEMENT LIMITED	Art. 135 novies	11.435	0,00%
TREVISAN DARIO	Rappr. Des.	LEGAL AND GENERAL ASSURANCE PENSIONS MANAGEMENT LIMITED	LEGAL AND GENERAL ASSURANCE PENSIONS MANAGEMENT LIMITED	Art. 135 novies	527.487	0,06%
TREVISAN DARIO	Rappr. Des.	LEGAL AND GENERAL ASSURANCE PENSIONS MANAGEMENT LIMITED	LEGAL AND GENERAL ASSURANCE PENSIONS MANAGEMENT LIMITED	Art. 135 novies	23.628	0,00%
TREVISAN DARIO	Rappr. Des.	LEGAL AND GENERAL ASSURANCE PENSIONS MANAGEMENT LIMITED	LEGAL AND GENERAL ASSURANCE PENSIONS MANAGEMENT LIMITED	Art. 135 novies	27.646	0,00%
TREVISAN DARIO	Rappr. Des.	LEGAL AND GENERAL ASSURANCE PENSIONS MANAGEMENT LIMITED	LEGAL AND GENERAL ASSURANCE PENSIONS MANAGEMENT LIMITED	Art. 135 novies	32.304	0,00%
TREVISAN DARIO	Rappr. Des.	LEGAL AND GENERAL ASSURANCE PENSIONS MANAGEMENT LIMITED	LEGAL AND GENERAL ASSURANCE PENSIONS MANAGEMENT LIMITED	Art. 135 novies	272.305	0,03%
TREVISAN DARIO	Rappr. Des.	LEGAL AND GENERAL ASSURANCE PENSIONS MANAGEMENT LIMITED	LEGAL AND GENERAL ASSURANCE PENSIONS MANAGEMENT LIMITED	Art. 135 novies	5.622	0,00%
TREVISAN DARIO	Rappr. Des.	LEGAL AND GENERAL ASSURANCE PENSIONS MANAGEMENT LIMITED	LEGAL AND GENERAL ASSURANCE PENSIONS MANAGEMENT LIMITED	Art. 135 novies	57.140	0,01%
TREVISAN DARIO	Rappr. Des.	LEGAL AND GENERAL ASSURANCE PENSIONS MANAGEMENT LIMITED	LEGAL AND GENERAL ASSURANCE PENSIONS MANAGEMENT LIMITED	Art. 135 novies	29.264	0,00%
TREVISAN DARIO	Rappr. Des.	LEGAL AND GENERAL ASSURANCE PENSIONS MANAGEMENT LIMITED	LEGAL AND GENERAL ASSURANCE PENSIONS MANAGEMENT LIMITED	Art. 135 novies	6.877	0,00%
TREVISAN DARIO	Rappr. Des.	LEGAL AND GENERAL ASSURANCE PENSIONS MANAGEMENT LIMITED	LEGAL AND GENERAL ASSURANCE PENSIONS MANAGEMENT LIMITED	Art. 135 novies	195.432	0,02%
TREVISAN DARIO	Rappr. Des.	LEGAL AND GENERAL ASSURANCE PENSIONS MANAGEMENT LIMITED	LEGAL AND GENERAL ASSURANCE PENSIONS MANAGEMENT LIMITED	Art. 135 novies	22.951	0,00%
TREVISAN DARIO	Rappr. Des.	LEGAL AND GENERAL ASSURANCE PENSIONS MANAGEMENT LIMITED	LEGAL AND GENERAL ASSURANCE PENSIONS MANAGEMENT LIMITED	Art. 135 novies	47.569	0,01%
TREVISAN DARIO	Rappr. Des.	LEGAL AND GENERAL ASSURANCE PENSIONS MANAGEMENT LIMITED	LEGAL AND GENERAL ASSURANCE PENSIONS MANAGEMENT LIMITED	Art. 135 novies	1.463.648	0,16%
TREVISAN DARIO	Rappr. Des.	LEGAL AND GENERAL CCF	LEGAL AND GENERAL CCF	Art. 135 novies	6.832	0,00%
TREVISAN DARIO	Rappr. Des.	LEGAL AND GENERAL CCF	LEGAL AND GENERAL CCF	Art. 135 novies	7.530	0,00%
TREVISAN DARIO	Rappr. Des.	LEGAL AND GENERAL CCF	LEGAL AND GENERAL CCF	Art. 135 novies	6.017	0,00%
TREVISAN DARIO	Rappr. Des.	LEGAL AND GENERAL CCF	LEGAL AND GENERAL CCF	Art. 135 novies	3.733	0,00%
TREVISAN DARIO	Rappr. Des.	LEGAL AND GENERAL COLLECTIVE INVESTMENT TRUST.	LEGAL AND GENERAL COLLECTIVE INVESTMENT TRUST.	Art. 135 novies	107.902	0,01%
TREVISAN DARIO	Rappr. Des.	LEGAL AND GENERAL COLLECTIVE INVESTMENT TRUST.	LEGAL AND GENERAL COLLECTIVE INVESTMENT TRUST.	Art. 135 novies	661	0,00%
TREVISAN DARIO	Rappr. Des.	LEGAL AND GENERAL COLLECTIVE INVESTMENT TRUST.	LEGAL AND GENERAL COLLECTIVE INVESTMENT TRUST.	Art. 135 novies	41.070	0,00%

Mediobanca S.p.A. Assemblea ordinaria e straordinaria

28 ottobre 2021



Stampa dell'elenco Partecipanti

Nominativo	Tipo Part.	Avente diritto	Titolare strumenti finanziari	Tipo delega	Azioni	%
TREVISAN DARIO	Rappr. Des.	TRUST. LEGAL AND GENERAL EUROPEAN INDEX TRUST	TRUST. LEGAL AND GENERAL EUROPEAN INDEX TRUST	Art. 135 novies	376.660	0,04%
TREVISAN DARIO	Rappr. Des.	LEGAL AND GENERAL GLOBAL EQUITY INDEX FUND	LEGAL AND GENERAL GLOBAL EQUITY INDEX FUND	Art. 135 novies	4.307	0,00%
TREVISAN DARIO	Rappr. Des.	LEGAL AND GENERAL ICAV	LEGAL AND GENERAL ICAV	Art. 135 novies	521	0,00%
TREVISAN DARIO	Rappr. Des.	LEGAL AND GENERAL ICAV	LEGAL AND GENERAL ICAV	Art. 135 novies	56	0,00%
TREVISAN DARIO	Rappr. Des.	LEGAL AND GENERAL INTERNATIONAL INDEX TRUST	LEGAL AND GENERAL INTERNATIONAL INDEX TRUST	Art. 135 novies	58.932	0,01%
TREVISAN DARIO	Rappr. Des.	LEGAL AND GENERAL INVESTMENT MANAGEMENT	LEGAL AND GENERAL INVESTMENT MANAGEMENT	Art. 135 novies	21.364	0,00%
TREVISAN DARIO	Rappr. Des.	LEGAL AND GENERAL MSCI EAFE FUND LLC	LEGAL AND GENERAL MSCI EAFE FUND LLC	Art. 135 novies	44.706	0,01%
TREVISAN DARIO	Rappr. Des.	LEGAL AND GENERAL MSCI EAFE SL FUND LLC	LEGAL AND GENERAL MSCI EAFE SL FUND LLC	Art. 135 novies	23.326	0,00%
TREVISAN DARIO	Rappr. Des.	LEGAL AND GENERAL UCITS ETF PLC	LEGAL AND GENERAL UCITS ETF PLC	Art. 135 novies	559	0,00%
TREVISAN DARIO	Rappr. Des.	LEGAL AND GENERAL UCITS ETF PLC	LEGAL AND GENERAL UCITS ETF PLC	Art. 135 novies	11.817	0,00%
TREVISAN DARIO	Rappr. Des.	LEGAL AND GENERAL UCITS ETF PLC	LEGAL AND GENERAL UCITS ETF PLC	Art. 135 novies	15.998	0,00%
TREVISAN DARIO	Rappr. Des.	LEGAL AND GENERAL UCITS ETF PLC	LEGAL AND GENERAL UCITS ETF PLC	Art. 135 novies	23.260	0,00%
TREVISAN DARIO	Rappr. Des.	LGIASUPER	LGIASUPER	Art. 135 novies	155.527	0,02%
TREVISAN DARIO	Rappr. Des.	LGPS CENTRAL AUTHORISED CONTRACTUAL SCHEME	LGPS CENTRAL AUTHORISED CONTRACTUAL SCHEME	Art. 135 novies	892	0,00%
TREVISAN DARIO	Rappr. Des.	LGPS CENTRAL AUTHORISED CONTRACTUAL SCHEME	LGPS CENTRAL AUTHORISED CONTRACTUAL SCHEME	Art. 135 novies	217	0,00%
TREVISAN DARIO	Rappr. Des.	LIF-LYXOR MSCI WORLD CATHOL PR	LIF-LYXOR MSCI WORLD CATHOL PR	Art. 135 novies	2.884	0,00%
TREVISAN DARIO	Rappr. Des.	LOCKHEED MARTIN CORPORATION MASTER RETIREMENT TRUST.	LOCKHEED MARTIN CORPORATION MASTER RETIREMENT TRUST.	Art. 135 novies	302	0,00%
TREVISAN DARIO	Rappr. Des.	LOF TARGETNETZERO EUROPE EQUITY	LOF TARGETNETZERO EUROPE EQUITY	Art. 135 novies	225	0,00%
TREVISAN DARIO	Rappr. Des.	LOMBARD ODIER FUNDS (SWITZERLAND) SA "I3D, FIGO OU CIFOP"	LOMBARD ODIER FUNDS (SWITZERLAND) SA "I3D, FIGO OU CIFOP"	Art. 135 novies	83.544	0,01%
TREVISAN DARIO	Rappr. Des.	LORD MAYOR'S CHARITABLE FOUNDATION	LORD MAYOR'S CHARITABLE FOUNDATION	Art. 135 novies	724	0,00%
TREVISAN DARIO	Rappr. Des.	LOS ANGELES CITY EMPLOYEES RETIREMENT SYSTEM	LOS ANGELES CITY EMPLOYEES RETIREMENT SYSTEM	Art. 135 novies	20.511	0,00%
TREVISAN DARIO	Rappr. Des.	LOS ANGELES COUNTY EMPLOYEES RETIREMENT ASSOCIATI	LOS ANGELES COUNTY EMPLOYEES RETIREMENT ASSOCIATI	Art. 135 novies	2.838	0,00%
TREVISAN DARIO	Rappr. Des.	LOUISIANA STATE EMPLOYEES RETIREMENT SYSTEM	LOUISIANA STATE EMPLOYEES RETIREMENT SYSTEM	Art. 135 novies	1	0,00%
TREVISAN DARIO	Rappr. Des.	LSV GLOBAL VALUE FUND	LSV GLOBAL VALUE FUND	Art. 135 novies	13.100	0,00%
TREVISAN DARIO	Rappr. Des.	LSV INTERNATIONAL (AC) VALUE EQUITY FUND LP	LSV INTERNATIONAL (AC) VALUE EQUITY FUND LP	Art. 135 novies	487.200	0,05%
TREVISAN DARIO	Rappr. Des.	LSV INTERNATIONAL VALUE EQUITY TRUST	LSV INTERNATIONAL VALUE EQUITY TRUST	Art. 135 novies	348.200	0,04%
TREVISAN DARIO	Rappr. Des.	LTW INVESTMENTS LLC	LTW INVESTMENTS LLC	Art. 135 novies	40.890	0,00%
TREVISAN DARIO	Rappr. Des.	LUX IM BLACKROCK GLOBAL EQUITY DIVIDEND	LUX IM BLACKROCK GLOBAL EQUITY DIVIDEND	Art. 135 novies	108.972	0,01%
TREVISAN DARIO		LVIP DIMENSIONAL INTERNATIONAL CORE EQUITY	LVIP DIMENSIONAL INTERNATIONAL CORE EQUITY	Art. 135 novies	27.877	0,00%

Mediobanca S.p.A. Assemblea ordinaria e straordinaria

28 ottobre 2021



Stampa dell'elenco Partecipanti

Nominativo	Tipo Part.	Avente diritto	Titolare strumenti finanziari	Tipo delega	Azioni	%
	Rappr. Des.	FUND	FUND			
TREVISAN DARIO	Rappr. Des.	LVIP SSGA INTERNATIONAL INDEX FUND	LVIP SSGA INTERNATIONAL INDEX FUND	Art. 135 novies	101.836	0,01%
TREVISAN DARIO	Rappr. Des.	LVUI EQUITY EUROPE	LVUI EQUITY EUROPE	Art. 135 novies	77.993	0,01%
TREVISAN DARIO	Rappr. Des.	LVUI EQUITY WORLD EX EUROPE	LVUI EQUITY WORLD EX EUROPE	Art. 135 novies	3.232	0,00%
TREVISAN DARIO	Rappr. Des.	LYX IND FD-LYXOR CORE EURO STO	LYX IND FD-LYXOR CORE EURO STO	Art. 135 novies	46.518	0,01%
TREVISAN DARIO	Rappr. Des.	LYX IND FD-LYXOR CORE STOXX EU	LYX IND FD-LYXOR CORE STOXX EU	Art. 135 novies	188.997	0,02%
TREVISAN DARIO	Rappr. Des.	LYXINDEX FUND - LYXOR MSCI EMU	LYXINDEX FUND - LYXOR MSCI EMU	Art. 135 novies	91.893	0,01%
TREVISAN DARIO	Rappr. Des.	LYXOR 1 STOXX EUROPE 600 UCITS ETF	LYXOR 1 STOXX EUROPE 600 UCITS ETF	Art. 135 novies	3.050	0,00%
TREVISAN DARIO	Rappr. Des.	LYXOR CORE MSCI WORLD (DR) UCI	LYXOR CORE MSCI WORLD (DR) UCI	Art. 135 novies	15.325	0,00%
TREVISAN DARIO	Rappr. Des.	LYXOR FTSE MIB UCITS ETF	LYXOR FTSE MIB UCITS ETF	Art. 135 novies	1.220.037	0,14%
TREVISAN DARIO	Rappr. Des.	LYXOR MSCI EUROPE UCITS ETF	LYXOR MSCI EUROPE UCITS ETF	Art. 135 novies	59.241	0,01%
TREVISAN DARIO	Rappr. Des.	M INTERNATIONAL EQUITY FUND	M INTERNATIONAL EQUITY FUND	Art. 135 novies	7.518	0,00%
TREVISAN DARIO	Rappr. Des.	M&G (LUX) INVESTMENT FUNDS 2 FCP - M&G (LUX) EUROPE EX UK INDEX FUND	M&G (LUX) INVESTMENT FUNDS 2 FCP - M&G (LUX) EUROPE EX UK INDEX FUND	Art. 135 novies	21.819	0,00%
TREVISAN DARIO	Rappr. Des.	MACKENZIE INTERNATIONAL EQUITY INDEX ETF	MACKENZIE INTERNATIONAL EQUITY INDEX ETF	Art. 135 novies	815	0,00%
TREVISAN DARIO	Rappr. Des.	MACKENZIE MAX DIVERSIFICATION DEVELOPED EUR INDEX ETF	MACKENZIE MAX DIVERSIFICATION DEVELOPED EUR INDEX ETF	Art. 135 novies	601	0,00%
TREVISAN DARIO	Rappr. Des.	MACQUARIE INTERNATIONAL EQUITIES FUND	MACQUARIE INTERNATIONAL EQUITIES FUND	Art. 135 novies	10.227	0,00%
TREVISAN DARIO	Rappr. Des.	MACQUARIE MULTI-FACTOR FUND	MACQUARIE MULTI-FACTOR FUND	Art. 135 novies	51.789	0,01%
TREVISAN DARIO	Rappr. Des.	MAIN I - UNIVERSAL - FONDS	MAIN I - UNIVERSAL - FONDS	Art. 135 novies	13.775	0,00%
TREVISAN DARIO	Rappr. Des.	MAIN I - UNIVERSAL - FONDS	MAIN I - UNIVERSAL - FONDS	Art. 135 novies	102.861	0,01%
TREVISAN DARIO	Rappr. Des.	MAIS S.P.A.	MAIS S.P.A.	Art. 135 novies	180.000	0,02%
TREVISAN DARIO	Rappr. Des.	MAIS S.P.A.	MAIS S.P.A.	Art. 135 novies	1.432.080	0,16%
TREVISAN DARIO	Rappr. Des.	MAIS S.P.A.	MAIS S.P.A.	Art. 135 novies	1.911.315	0,22%
TREVISAN DARIO	Rappr. Des.	MAJOR LEAGUE BASEBALL PLAYERS PENSION PLAN	MAJOR LEAGUE BASEBALL PLAYERS PENSION PLAN	Art. 135 novies	80.800	0,01%
TREVISAN DARIO	Rappr. Des.	MAN GLG EUROPEAN EQUITY ALTERNATIVE	MAN GLG EUROPEAN EQUITY ALTERNATIVE	Art. 135 novies	4.673	0,00%
TREVISAN DARIO	Rappr. Des.	MAN INSIGHT LIMITED	MAN INSIGHT LIMITED	Art. 135 novies	844	0,00%
TREVISAN DARIO	Rappr. Des.	MAN INSIGHT LIMITED	MAN INSIGHT LIMITED	Art. 135 novies	88	0,00%
TREVISAN DARIO	Rappr. Des.	MAN MULTI-STRATEGY MASTER FUND MAPLES CORPORATE SERVICES LIMITES	MAN MULTI-STRATEGY MASTER FUND MAPLES CORPORATE SERVICES LIMITES	Art. 135 novies	655	0,00%
TREVISAN DARIO	Rappr. Des.	MANAGED INVESTMENT FUNDS ICVCINTERNATIONAL EQUITY TRACKER FUND	MANAGED INVESTMENT FUNDS ICVCINTERNATIONAL EQUITY TRACKER FUND	Art. 135 novies	2.569	0,00%
TREVISAN DARIO	Rappr. Des.	MANAGED PENSION FUNDS LIMITED	MANAGED PENSION FUNDS LIMITED	Art. 135 novies	249.489	0,03%
				Art. 135 novies		

Mediobanca S.p.A. Assemblea ordinaria e straordinaria

28 ottobre 2021



Stampa dell'elenco Partecipanti

Nominativo	Tipo Part.	Avente diritto	Titolare strumenti finanziari	Tipo delega	Azioni	%
TREVISAN DARIO	Rappr. Des.	MANAGED PENSION FUNDS LIMITED	MANAGED PENSION FUNDS LIMITED		78.275	0,01%
TREVISAN DARIO	Rappr. Des.	MANAGED PENSION FUNDS LIMITED	MANAGED PENSION FUNDS LIMITED	Art. 135 novies	60.437	0,01%
TREVISAN DARIO	Rappr. Des.	MANAGED PENSION FUNDS LIMITED	MANAGED PENSION FUNDS LIMITED	Art. 135 novies	2.922	0,00%
TREVISAN DARIO	Rappr. Des.	MANTEGNA 87 S.R.L.	MANTEGNA 87 S.R.L.	Art. 135 undecies	900.000	0,10%
TREVISAN DARIO	Rappr. Des.	MANULIFE INVESTMENT MANAGEMENT INTERNATIONAL EQUITY INDEX POOLED FUND	MANULIFE INVESTMENT MANAGEMENT INTERNATIONAL EQUITY INDEX POOLED FUND	Art. 135 novies	22.814	0,00%
TREVISAN DARIO	Rappr. Des.	MANULIFE MULTIFACTOR DEVELOPED INTERNATIONAL INDEX ETF	MANULIFE MULTIFACTOR DEVELOPED INTERNATIONAL INDEX ETF	Art. 135 novies	46.917	0,01%
TREVISAN DARIO	Rappr. Des.	MANVILLE PERSONAL INJURY SETTLEMENT TRUST	MANVILLE PERSONAL INJURY SETTLEMENT TRUST	Art. 135 novies	3.064	0,00%
TREVISAN DARIO	Rappr. Des.	MARANIC II LLC	MARANIC II LLC	Art. 135 novies	7.731	0,00%
TREVISAN DARIO	Rappr. Des.	MARIGOLD TACTICAL STRATEGIES LTD	MARIGOLD TACTICAL STRATEGIES LTD	Art. 135 novies	2.846	0,00%
TREVISAN DARIO	Rappr. Des.	MARSH AND MCLENNAN MASTER RETIREMENT TRUST	MARSH AND MCLENNAN MASTER RETIREMENT TRUST	Art. 135 novies	138.900	0,02%
TREVISAN DARIO	Rappr. Des.	MARYLAND STATE RETIREMENT PENSION SYSTEM	MARYLAND STATE RETIREMENT PENSION SYSTEM	Art. 135 novies	1	0,00%
TREVISAN DARIO	Rappr. Des.	MARYLAND STATE RETIREMENT PENSION SYSTEM	MARYLAND STATE RETIREMENT PENSION SYSTEM	Art. 135 novies	156.882	0,02%
TREVISAN DARIO	Rappr. Des.	MARYLAND STATE RETIREMENT PENSION SYSTEM	MARYLAND STATE RETIREMENT PENSION SYSTEM	Art. 135 novies	33.246	0,00%
TREVISAN DARIO	Rappr. Des.	MASSACHUSETTS BAY TRANSPORTATION AUTHORITY RETIREMENT FUND	MASSACHUSETTS BAY TRANSPORTATION AUTHORITY RETIREMENT FUND	Art. 135 novies	17.181	0,00%
TREVISAN DARIO	Rappr. Des.	MATB MSCI KOKUSAI INDEX MOTHER FUND	MATB MSCI KOKUSAI INDEX MOTHER FUND	Art. 135 novies	8.246	0,00%
TREVISAN DARIO	Rappr. Des.	MD INTERNATIONAL VALUE FUND	MD INTERNATIONAL VALUE FUND	Art. 135 novies	22.100	0,00%
TREVISAN DARIO	Rappr. Des.	MDPIM INTERNATIONAL EQUITY INDEX POOL	MDPIM INTERNATIONAL EQUITY INDEX POOL	Art. 135 novies	30.955	0,00%
TREVISAN DARIO	Rappr. Des.	MDPIM INTERNATIONAL EQUITY POOL	MDPIM INTERNATIONAL EQUITY POOL	Art. 135 novies	122.300	0,01%
TREVISAN DARIO	Rappr. Des.	MEDIA SUPER	MEDIA SUPER	Art. 135 novies	18.366	0,00%
TREVISAN DARIO	Rappr. Des.	MEDIOLANUM VITA S.P.A.	MEDIOLANUM VITA S.P.A.	Art. 135 novies	6.450.398	0,73%
TREVISAN DARIO	Rappr. Des.	MERCER DIOCESE OF BROOKLYN GROWTH STRATEGY	MERCER DIOCESE OF BROOKLYN GROWTH STRATEGY	Art. 135 novies	51.604	0,01%
TREVISAN DARIO	Rappr. Des.	MERCER DIOCESE OF BROOKLYN LAY PENSION INVESTMENT TRUST	MERCER DIOCESE OF BROOKLYN LAY PENSION INVESTMENT TRUST	Art. 135 novies	28.366	0,00%
TREVISAN DARIO	Rappr. Des.	MERCER FFTC NONUS EQUITY INVESTMENT PORTFOLIO LLC	MERCER FFTC NONUS EQUITY INVESTMENT PORTFOLIO LLC	Art. 135 novies	19.300	0,00%
TREVISAN DARIO	Rappr. Des.	MERCER INTERNATIONAL EQUITY FUND	MERCER INTERNATIONAL EQUITY FUND	Art. 135 novies	15.400	0,00%
TREVISAN DARIO	Rappr. Des.	MERCER NONUS CORE EQUITY FUND	MERCER NONUS CORE EQUITY FUND	Art. 135 novies	291.800	0,03%
TREVISAN DARIO	Rappr. Des.	MERCER PASSIVE INTERNATIONAL SHARES FUND	MERCER PASSIVE INTERNATIONAL SHARES FUND	Art. 135 novies	3.633	0,00%
TREVISAN DARIO	Rappr. Des.	MERCER PRIVATE WEALTH INTERNATIONAL FOCUSED EQUITY POOL	MERCER PRIVATE WEALTH INTERNATIONAL FOCUSED EQUITY POOL	Art. 135 novies	11.447	0,00%
TREVISAN DARIO	Rappr. Des.	MERCER QIF CCF	MERCER QIF CCF	Art. 135 novies	27.458	0,00%

Mediobanca S.p.A. Assemblea ordinaria e straordinaria

28 ottobre 2021



Stampa dell'elenco Partecipanti

Nominativo	Tipo Part.	Avente diritto	Titolare strumenti finanziari	Tipo delega	Azioni	%
TREVISAN DARIO	Rappr. Des.	MERCER QIF CCF	MERCER QIF CCF	Art. 135 novies	21.470	0,00%
TREVISAN DARIO	Rappr. Des.	MERCER QIF CCF	MERCER QIF CCF	Art. 135 novies	11.161	0,00%
TREVISAN DARIO	Rappr. Des.	MERCER QIF CCF	MERCER QIF CCF	Art. 135 novies	105.526	0,01%
TREVISAN DARIO	Rappr. Des.	MERCER QIF CCF	MERCER QIF CCF	Art. 135 novies	11.660	0,00%
TREVISAN DARIO	Rappr. Des.	MERCER QIF CCF	MERCER QIF CCF	Art. 135 novies	9.826	0,00%
TREVISAN DARIO	Rappr. Des.	MERCER QIF CCF	MERCER QIF CCF	Art. 135 novies	6.815	0,00%
TREVISAN DARIO	Rappr. Des.	MERCER UCITS COMMON CONTRACTUALFUND	MERCER UCITS COMMON CONTRACTUALFUND	Art. 135 novies	25.051	0,00%
TREVISAN DARIO	Rappr. Des.	MERCER UNHEDGED OVERSEAS SHARES TRUST	MERCER UNHEDGED OVERSEAS SHARES TRUST	Art. 135 novies	5.187	0,00%
TREVISAN DARIO	Rappr. Des.	MERCER UNHEDGED OVERSEAS SHARES TRUST	MERCER UNHEDGED OVERSEAS SHARES TRUST	Art. 135 novies	5.975	0,00%
TREVISAN DARIO	Rappr. Des.	MERCER UNHEDGED OVERSEAS SHARES TRUST	MERCER UNHEDGED OVERSEAS SHARES TRUST	Art. 135 novies	1.944	0,00%
TREVISAN DARIO	Rappr. Des.	MERCY INVESTMENT SERVICES INC	MERCY INVESTMENT SERVICES INC	Art. 135 novies	1	0,00%
TREVISAN DARIO	Rappr. Des.	MEREGALLI MAURO	MEREGALLI MAURO	Art. 135 novies	3.003	0,00%
TREVISAN DARIO	Rappr. Des.	METROPOLITAN LIFE INSURANCE COMPANY	METROPOLITAN LIFE INSURANCE COMPANY	Art. 135 novies	8.105	0,00%
TREVISAN DARIO	Rappr. Des.	METROPOLITAN LIFE INSURANCE COMPANY	METROPOLITAN LIFE INSURANCE COMPANY	Art. 135 novies	24.652	0,00%
TREVISAN DARIO	Rappr. Des.	METZLER ASSET MANAGEMENT GMBH FOR MIFONDS 415	METZLER ASSET MANAGEMENT GMBH FOR MIFONDS 415	Art. 135 novies	122.300	0,01%
TREVISAN DARIO	Rappr. Des.	MG INVESTMENT FUNDS (1) MG EUROPEAN INDEX TRACKER FUND	MG INVESTMENT FUNDS (1) MG EUROPEAN INDEX TRACKER FUND	Art. 135 novies	7.809	0,00%
TREVISAN DARIO	Rappr. Des.	MGEN ACTION	MGEN ACTION	Art. 135 novies	88.926	0,01%
TREVISAN DARIO	Rappr. Des.	MGI FUNDS PLC	MGI FUNDS PLC	Art. 135 novies	30.869	0,00%
TREVISAN DARIO	Rappr. Des.	MI FONDS K11	MI FONDS K11	Art. 135 novies	16.540	0,00%
TREVISAN DARIO	Rappr. Des.	MICHIGAN CATHOLIC CONFERENCE MASTER PENSION TRUST	MICHIGAN CATHOLIC CONFERENCE MASTER PENSION TRUST	Art. 135 novies	464	0,00%
TREVISAN DARIO	Rappr. Des.	MICROSOFT CORPORATION SAVINGS PLUS 401(K) PLAN	MICROSOFT CORPORATION SAVINGS PLUS 401(K) PLAN	Art. 135 novies	26.442	0,00%
TREVISAN DARIO	Rappr. Des.	MIDDELTON WORKS HOURLY AND SALARIED UNION RETIREES HEALTHCARE FUND	MIDDELTON WORKS HOURLY AND SALARIED UNION RETIREES HEALTHCARE FUND	Art. 135 novies	4.006	0,00%
TREVISAN DARIO	Rappr. Des.	MIGROS BANK (LUX) FONDS 30	MIGROS BANK (LUX) FONDS 30	Art. 135 novies	2.000	0,00%
TREVISAN DARIO	Rappr. Des.	MINE SUPERANNUATION FUND	MINE SUPERANNUATION FUND	Art. 135 novies	4.743	0,00%
TREVISAN DARIO	Rappr. Des.	MINISTRY OF ECONOMY AND FINANCE	MINISTRY OF ECONOMY AND FINANCE	Art. 135 novies	31.522	0,00%
TREVISAN DARIO	Rappr. Des.	MINISTRY OF ECONOMY AND FINANCE	MINISTRY OF ECONOMY AND FINANCE	Art. 135 novies	268.959	0,03%
TREVISAN DARIO	Rappr. Des.	MINOZZI ROMANO	MINOZZI ROMANO	Art. 135 novies	929.100	0,10%
TREVISAN DARIO	Rappr. Des.	MLC INVESTMENTS, MLC LIMITED	MLC INVESTMENTS, MLC LIMITED	Art. 135 novies	167.367	0,02%
TREVISAN DARIO	Rappr. Des.	MLC INVESTMENTS, MLC LIMITED	MLC INVESTMENTS, MLC LIMITED	Art. 135 novies	33.006	0,00%

Mediobanca S.p.A. Assemblea ordinaria e straordinaria

28 ottobre 2021

Stampa dell'elenco Partecipanti

Nominativo	Tipo Part.	Avente diritto	Titolare strumenti finanziari	Tipo delega	Azioni	%
TREVISAN DARIO	Rappr. Des.	MLC INVESTMENTS, MLC LIMITED	MLC INVESTMENTS, MLC LIMITED	Art. 135 novies	8.957	0,00%
TREVISAN DARIO	Rappr. Des.	MM MSCI EAFE INTERNATIONAL INDEX FUND	MM MSCI EAFE INTERNATIONAL INDEX FUND	Art. 135 novies	7.537	0,00%
TREVISAN DARIO	Rappr. Des.	MONETARY AUTHORITY OF MACAO	MONETARY AUTHORITY OF MACAO	Art. 135 novies	16.622	0,00%
TREVISAN DARIO	Rappr. Des.	MONETARY AUTHORITY OF SINGAPORE	MONETARY AUTHORITY OF SINGAPORE	Art. 135 novies	11.123	0,00%
TREVISAN DARIO	Rappr. Des.	MORGAN STANLEY INSTITUTIONAL FUND TRUST - GLOBAL STRATEGIST PORTFOLIO	MORGAN STANLEY INSTITUTIONAL FUND TRUST - GLOBAL STRATEGIST PORTFOLIO	Art. 135 novies	3.135	0,00%
TREVISAN DARIO	Rappr. Des.	MORGAN STANLEY INVESTMENT FUNDS	MORGAN STANLEY INVESTMENT FUNDS	Art. 135 novies	53	0,00%
TREVISAN DARIO	Rappr. Des.	MORGAN STANLEY PATHWAY FUNDS	MORGAN STANLEY PATHWAY FUNDS	Art. 135 novies	12.499	0,00%
TREVISAN DARIO	Rappr. Des.	MORGAN STANLEY VARIABLE INSURANCE FUND, INC. GLOBAL STRATEGIST PORTFOLIO	MORGAN STANLEY VARIABLE INSURANCE FUND, INC. GLOBAL STRATEGIST PORTFOLIO	Art. 135 novies	390	0,00%
TREVISAN DARIO	Rappr. Des.	MSCI ACWI EX-U.S. IMI INDEX FUND B2	MSCI ACWI EX-U.S. IMI INDEX FUND B2	Art. 135 novies	40.401	0,00%
TREVISAN DARIO	Rappr. Des.	MSCI EQUITY INDEX FUND B - ITALY (MSITB)	MSCI EQUITY INDEX FUND B - ITALY (MSITB)	Art. 135 novies	297.303	0,03%
TREVISAN DARIO	Rappr. Des.	MSCI EUROPE EQUITY INDEX FUND B (EUROSECB)	MSCI EUROPE EQUITY INDEX FUND B (EUROSECB)	Art. 135 novies	124.406	0,01%
TREVISAN DARIO	Rappr. Des.	MUGUET VENTURES LLC	MUGUET VENTURES LLC	Art. 135 novies	1.384	0,00%
TREVISAN DARIO	Rappr. Des.	MUL- LYX FTSE IT ALL CAP PIR 2	MUL- LYX FTSE IT ALL CAP PIR 2	Art. 135 novies	16.432	0,00%
TREVISAN DARIO	Rappr. Des.	MUL-LYX NET ZERO 2050 SP EUROP	MUL-LYX NET ZERO 2050 SP EUROP	Art. 135 novies	9.080	0,00%
TREVISAN DARIO	Rappr. Des.	MUL-LYX NET ZERO 2050 SP WORLD	MUL-LYX NET ZERO 2050 SP WORLD	Art. 135 novies	2.905	0,00%
TREVISAN DARIO	Rappr. Des.	MUL-LYX NET ZERO 50 SP EUROZ C	MUL-LYX NET ZERO 50 SP EUROZ C	Art. 135 novies	251.837	0,03%
TREVISAN DARIO	Rappr. Des.	MUL-LYXOR MSCI WORLD CLIMATE C	MUL-LYXOR MSCI WORLD CLIMATE C	Art. 135 novies	2.295	0,00%
TREVISAN DARIO	Rappr. Des.	MULTI STYLE MULTI MANAGER FUNDSPLC	MULTI STYLE MULTI MANAGER FUNDSPLC	Art. 135 novies	132.534	0,01%
TREVISAN DARIO	Rappr. Des.	MULTI UNITS LUX-LYXOR CORE MSC	MULTI UNITS LUX-LYXOR CORE MSC	Art. 135 novies	41.818	0,00%
TREVISAN DARIO	Rappr. Des.	MUNICIPAL EMPLOYEES' ANNUITY AND BENEFIT FUND OF CHICAGO	MUNICIPAL EMPLOYEES' ANNUITY AND BENEFIT FUND OF CHICAGO	Art. 135 novies	1.902	0,00%
TREVISAN DARIO	Rappr. Des.	MY-AMD GLOBAL MULTI ASSET FUND	MY-AMD GLOBAL MULTI ASSET FUND	Art. 135 novies	5.589	0,00%
TREVISAN DARIO	Rappr. Des.	NATIONAL COUNCIL FOR SOCIAL SEC FUND	NATIONAL COUNCIL FOR SOCIAL SEC FUND	Art. 135 novies	5.055	0,00%
TREVISAN DARIO	Rappr. Des.	NATIONAL COUNCIL FOR SOCIAL SECURITY FUND PRC	NATIONAL COUNCIL FOR SOCIAL SECURITY FUND PRC	Art. 135 novies	8.360	0,00%
TREVISAN DARIO	Rappr. Des.	NATIONAL ELEVATOR INDUSTRY PENSION PLAN	NATIONAL ELEVATOR INDUSTRY PENSION PLAN	Art. 135 novies	131.600	0,01%
TREVISAN DARIO	Rappr. Des.	NATIONAL EMPLOYMENT SAVINGS TRUST	NATIONAL EMPLOYMENT SAVINGS TRUST	Art. 135 novies	66.945	0,01%
TREVISAN DARIO	Rappr. Des.	NATIONAL FUNERAL TRUST	NATIONAL FUNERAL TRUST	Art. 135 novies	2.859	0,00%
TREVISAN DARIO	Rappr. Des.	NATIONAL TREASURY MANAGEMENT AGCY	NATIONAL TREASURY MANAGEMENT AGCY	Art. 135 novies	2.245	0,00%
TREVISAN DARIO	Rappr. Des.	NATIONWIDE INTERNATIONAL INDEX FUND	NATIONWIDE INTERNATIONAL INDEX FUND	Art. 135 novies	46.974	0,01%
TREVISAN DARIO	Rappr. Des.	NATWEST ST JAMES'S PLACE BALANCED MANAGED UNIT TRUST	NATWEST ST JAMES'S PLACE BALANCED MANAGED UNIT TRUST	Art. 135 novies	670.355	0,08%

Mediobanca S.p.A. Assemblea ordinaria e straordinaria

28 ottobre 2021



Stampa dell'elenco Partecipanti

Nominativo	Tipo Part.	Avente diritto	Titolare strumenti finanziari	Tipo delega	Azioni	%
TREVISAN DARIO	Rappr. Des.	NATWEST ST JAMES'S PLACE GLOBALEQUITY UNIT TRUST	NATWEST ST JAMES'S PLACE GLOBALEQUITY UNIT TRUST	Art. 135 novies	399.545	0,05%
TREVISAN DARIO	Rappr. Des.	NATWEST TRUSTEE AND DEPOSITARY SERVICES LIMITED AS TRUSTEE O	NATWEST TRUSTEE AND DEPOSITARY SERVICES LIMITED AS TRUSTEE O	Art. 135 novies	6.216	0,00%
TREVISAN DARIO	Rappr. Des.	NATWEST TRUSTEE AND DEPOSITARY SERVICES LIMITED AS TRUSTEE OF ST. JAMES'S PLACE STRATEGIC MANAGE	NATWEST TRUSTEE AND DEPOSITARY SERVICES LIMITED AS TRUSTEE OF ST. JAMES'S PLACE STRATEGIC MANAGE	Art. 135 novies	20.997	0,00%
TREVISAN DARIO	Rappr. Des.	NBIMC EAFE EQUITY INDEX FUND - CLASS N.	NBIMC EAFE EQUITY INDEX FUND - CLASS N.	Art. 135 novies	884	0,00%
TREVISAN DARIO	Rappr. Des.	NBIMC EAFE EQUITY INDEX FUND.	NBIMC EAFE EQUITY INDEX FUND.	Art. 135 novies	15.149	0,00%
TREVISAN DARIO	Rappr. Des.	NELKE PARTNERSHIP C/O NORTHERN TRUST COMPANY MANAGER	NELKE PARTNERSHIP C/O NORTHERN TRUST COMPANY MANAGER	Art. 135 novies	2.366	0,00%
TREVISAN DARIO	Rappr. Des.	NEW AIRWAYS PENSION SCHEME	NEW AIRWAYS PENSION SCHEME	Art. 135 novies	16.209	0,00%
TREVISAN DARIO	Rappr. Des.	NEW YORK LIFE INSURANCE & ANNUITY CORPORATION	NEW YORK LIFE INSURANCE & ANNUITY CORPORATION	Art. 135 novies	5.318	0,00%
TREVISAN DARIO	Rappr. Des.	NEW YORK STATE COMMON RETIREMENT FUND	NEW YORK STATE COMMON RETIREMENT FUND	Art. 135 novies	3.507	0,00%
TREVISAN DARIO	Rappr. Des.	NEW YORK STATE DEFERRED COMPENSATION PLAN	NEW YORK STATE DEFERRED COMPENSATION PLAN	Art. 135 novies	6.563	0,00%
TREVISAN DARIO	Rappr. Des.	NEW YORK STATE DEFERRED COMPENSATION PLAN	NEW YORK STATE DEFERRED COMPENSATION PLAN	Art. 135 novies	9.174	0,00%
TREVISAN DARIO	Rappr. Des.	NEW YORK STATE TEACHERS RETIREMENT SYSTEM	NEW YORK STATE TEACHERS RETIREMENT SYSTEM	Art. 135 novies	239.700	0,03%
TREVISAN DARIO	Rappr. Des.	NEW YORK STATE TEACHERS RETIREMENT SYSTEM	NEW YORK STATE TEACHERS RETIREMENT SYSTEM	Art. 135 novies	196.888	0,02%
TREVISAN DARIO	Rappr. Des.	NEW YORK STATE TEACHERS RETIREMENT SYSTEM	NEW YORK STATE TEACHERS RETIREMENT SYSTEM	Art. 135 novies	20.640	0,00%
TREVISAN DARIO	Rappr. Des.	NEW ZEALAND SUPERANNUATION FUND	NEW ZEALAND SUPERANNUATION FUND	Art. 135 novies	695	0,00%
TREVISAN DARIO	Rappr. Des.	NEW ZEALAND SUPERANNUATION FUND	NEW ZEALAND SUPERANNUATION FUND	Art. 135 novies	1.106	0,00%
TREVISAN DARIO	Rappr. Des.	NEWBURG NOMINEES LIMITED INVESTORSWHOLESALE GLOBAL EQUITY (INDEX) TRUST	NEWBURG NOMINEES LIMITED INVESTORSWHOLESALE GLOBAL EQUITY (INDEX) TRUST	Art. 135 novies	53.005	0,01%
TREVISAN DARIO	Rappr. Des.	NEXTERA ENERGY DUANE ARNOLD LLC	NEXTERA ENERGY DUANE ARNOLD LLC	Art. 135 novies	1.404	0,00%
TREVISAN DARIO	Rappr. Des.	NEXTERA ENERGY DUANE ARNOLD LLC QUALIFIED DECOMMISSIONING THE DUANE ARNOLD ENERGY CENTER NUCLEAR POWER PLANT	NEXTERA ENERGY DUANE ARNOLD LLC QUALIFIED DECOMMISSIONING THE DUANE ARNOLD ENERGY CENTER NUCLEAR POWER PLANT	Art. 135 novies	820	0,00%
TREVISAN DARIO	Rappr. Des.	NEXTERA ENERGY POINT BEACH LLC NON QUALIFIED DECOMMISSIONI NT BEACH NUCLEAR PLANT UNITS	NEXTERA ENERGY POINT BEACH LLC NON QUALIFIED DECOMMISSIONI NT BEACH NUCLEAR PLANT UNITS	Art. 135 novies	9.142	0,00%
TREVISAN DARIO	Rappr. Des.	NFS LIMITED	NFS LIMITED	Art. 135 novies	151.900	0,02%
TREVISAN DARIO	Rappr. Des.	NFS LIMITED	NFS LIMITED	Art. 135 novies	21.537	0,00%
TREVISAN DARIO	Rappr. Des.	NIF I ALLIANZ BERNSTEIN	NIF I ALLIANZ BERNSTEIN	Art. 135 novies	542.622	0,06%
TREVISAN DARIO	Rappr. Des.	NINE MILE POINT NDT QUALIFIED PARTNERSHIP	NINE MILE POINT NDT QUALIFIED PARTNERSHIP	Art. 135 novies	4.900	0,00%
TREVISAN DARIO	Rappr. Des.	NN (L) INSTITUTIONAL FCP	NN (L) INSTITUTIONAL FCP	Art. 135 novies	7.400	0,00%

Mediobanca S.p.A. Assemblea ordinaria e straordinaria

28 ottobre 2021

Stampa dell'elenco Partecipanti

Nominativo	Tipo Part.	Avente diritto	Titolare strumenti finanziari	Tipo delega	Azioni	%
TREVISAN DARIO	Rappr. Des.	NN (L) SICAV	NN (L) SICAV	Art. 135 novies	6.300	0,00%
TREVISAN DARIO	Rappr. Des.	NORDEA 1 SICAV	NORDEA 1 SICAV	Art. 135 novies	1.483.247	0,17%
TREVISAN DARIO	Rappr. Des.	NORDEA DONATIONSMEDELSFOND	NORDEA DONATIONSMEDELSFOND	Art. 135 novies	11.829	0,00%
TREVISAN DARIO	Rappr. Des.	NORDEA EUROPEAN PASSIVE FUND	NORDEA EUROPEAN PASSIVE FUND	Art. 135 novies	9.631	0,00%
TREVISAN DARIO	Rappr. Des.	NORDEA GLOBAL PASSIVE FUND	NORDEA GLOBAL PASSIVE FUND	Art. 135 novies	22.260	0,00%
TREVISAN DARIO	Rappr. Des.	NORGES BANK	NORGES BANK	Art. 135 novies	204.723	0,02%
TREVISAN DARIO	Rappr. Des.	NORTH DAKOTA STATE INVESTMENT BOARD.	NORTH DAKOTA STATE INVESTMENT BOARD.	Art. 135 novies	170.287	0,02%
TREVISAN DARIO	Rappr. Des.	NORTH DAKOTA STATE INVESTMENT BOARD.	NORTH DAKOTA STATE INVESTMENT BOARD.	Art. 135 novies	19.900	0,00%
TREVISAN DARIO	Rappr. Des.	NORTHERN FUNDS - INTERNATIONAL EQUITY INDEX FUND	NORTHERN FUNDS - INTERNATIONAL EQUITY INDEX FUND	Art. 135 novies	207.130	0,02%
TREVISAN DARIO	Rappr. Des.	NORTHERN TRUST GLOBAL INVESTMENTS COLLECTIVE FUNDS TRUST	NORTHERN TRUST GLOBAL INVESTMENTS COLLECTIVE FUNDS TRUST	Art. 135 novies	140.756	0,02%
TREVISAN DARIO	Rappr. Des.	NORTHERN TRUST GLOBAL INVESTMENTS COLLECTIVE FUNDS TRUST	NORTHERN TRUST GLOBAL INVESTMENTS COLLECTIVE FUNDS TRUST	Art. 135 novies	229.656	0,03%
TREVISAN DARIO	Rappr. Des.	NORTHERN TRUST GLOBAL INVESTMENTS COLLECTIVE FUNDS TRUST	NORTHERN TRUST GLOBAL INVESTMENTS COLLECTIVE FUNDS TRUST	Art. 135 novies	1.070.597	0,12%
TREVISAN DARIO	Rappr. Des.	NORTHERN TRUST UCITS COMMON CONTRACTUAL FUND	NORTHERN TRUST UCITS COMMON CONTRACTUAL FUND	Art. 135 novies	126.317	0,01%
TREVISAN DARIO	Rappr. Des.	NORTHERN TRUST UCITS COMMON CONTRACTUAL FUND	NORTHERN TRUST UCITS COMMON CONTRACTUAL FUND	Art. 135 novies	56.134	0,01%
TREVISAN DARIO	Rappr. Des.	NORTHERN TRUST UCITS COMMON CONTRACTUAL FUND	NORTHERN TRUST UCITS COMMON CONTRACTUAL FUND	Art. 135 novies	10.047	0,00%
TREVISAN DARIO	Rappr. Des.	NORTHERN TRUST UCITS COMMON CONTRACTUAL FUND	NORTHERN TRUST UCITS COMMON CONTRACTUAL FUND	Art. 135 novies	4.073	0,00%
TREVISAN DARIO	Rappr. Des.	NORTHERN TRUST UCITS COMMON CONTRACTUAL FUND	NORTHERN TRUST UCITS COMMON CONTRACTUAL FUND	Art. 135 novies	120.772	0,01%
TREVISAN DARIO	Rappr. Des.	NORTHERN TRUST UCITS COMMON CONTRACTUAL FUND	NORTHERN TRUST UCITS COMMON CONTRACTUAL FUND	Art. 135 novies	7.379	0,00%
TREVISAN DARIO	Rappr. Des.	NORTHERN TRUST UCITS FGR FUND	NORTHERN TRUST UCITS FGR FUND	Art. 135 novies	103.413	0,01%
TREVISAN DARIO	Rappr. Des.	NORTHROP GRUMMAN CORPORATION VEBA MASTER TRUST I	NORTHROP GRUMMAN CORPORATION VEBA MASTER TRUST I	Art. 135 novies	4.356	0,00%
TREVISAN DARIO	Rappr. Des.	NORTHROP GRUMMAN PENSION MASTERTRUST	NORTHROP GRUMMAN PENSION MASTERTRUST	Art. 135 novies	124.814	0,01%
TREVISAN DARIO	Rappr. Des.	NOVANT HEALTH INC.	NOVANT HEALTH INC.	Art. 135 novies	32.200	0,00%
TREVISAN DARIO	Rappr. Des.	NS PARTNERS GLOBAL EQUITY FUND.	NS PARTNERS GLOBAL EQUITY FUND.	Art. 135 novies	5.945	0,00%
TREVISAN DARIO	Rappr. Des.	NS PARTNERS INTERNATIONAL EQUITY FUND	NS PARTNERS INTERNATIONAL EQUITY FUND	Art. 135 novies	40.843	0,00%
TREVISAN DARIO	Rappr. Des.	NSP MINNESOTA PRAIRIE 2 RETAIL QUALIFIED TRUST	NSP MINNESOTA PRAIRIE 2 RETAIL QUALIFIED TRUST	Art. 135 novies	4.949	0,00%
				Art. 135 novies		

Mediobanca S.p.A. Assemblea ordinaria e straordinaria

28 ottobre 2021



Stampa dell'elenco Partecipanti

Nominativo	Tipo Part.	Avente diritto	Titolare strumenti finanziari	Tipo delega	Azioni	%
TREVISAN DARIO	Rappr. Des.	NSP MINNESOTA PRAIRIE I RETAIL QUALIFIED TRUST	NSP MINNESOTA PRAIRIE I RETAIL QUALIFIED TRUST		4.008	0,00%
TREVISAN DARIO	Rappr. Des.	NSPMONTICELLO MINNESOTA RETAIL QUALIFIED TRUST	NSPMONTICELLO MINNESOTA RETAIL QUALIFIED TRUST	Art. 135 novies	9.348	0,00%
TREVISAN DARIO	Rappr. Des.	NT WORLD GREEN TRANSITION INDEX FUND	NT WORLD GREEN TRANSITION INDEX FUND	Art. 135 novies	583	0,00%
TREVISAN DARIO	Rappr. Des.	NTGI-QM COMMON DAILY ALL COUNTRY WORLD EX-US INVESTABLE MARKET INDEX FUND - NON LENDING	NTGI-QM COMMON DAILY ALL COUNTRY WORLD EX-US INVESTABLE MARKET INDEX FUND - NON LENDING	Art. 135 novies	19.291	0,00%
TREVISAN DARIO	Rappr. Des.	NTGI-QM COMMON DAILY EAFE INDEX FUND - LENDING	NTGI-QM COMMON DAILY EAFE INDEX FUND - LENDING	Art. 135 novies	33.415	0,00%
TREVISAN DARIO	Rappr. Des.	NTGI-QM COMMON DAILY EAFE INDEX FUND - NON LENDING	NTGI-QM COMMON DAILY EAFE INDEX FUND - NON LENDING	Art. 135 novies	97.034	0,01%
TREVISAN DARIO	Rappr. Des.	NVIT INTERNATIONAL INDEX FUND	NVIT INTERNATIONAL INDEX FUND	Art. 135 novies	72.175	0,01%
TREVISAN DARIO	Rappr. Des.	O'BRIEN FAMILY TRUST OF 2001 UAD 04/10/01 DENNIS O'BRIEN & GLORIA O'BRIEN TTEES	O'BRIEN FAMILY TRUST OF 2001 UAD 04/10/01 DENNIS O'BRIEN & GLORIA O'BRIEN TTEES	Art. 135 novies	1.917	0,00%
TREVISAN DARIO	Rappr. Des.	OFI FINANCIAL INVES-RS EURO EQ	OFI FINANCIAL INVES-RS EURO EQ	Art. 135 novies	63.105	0,01%
TREVISAN DARIO	Rappr. Des.	OHIO NATIONAL FUND, INC.- ON INTERNATIONAL EQUITY PORTFOLIO	OHIO NATIONAL FUND, INC.- ON INTERNATIONAL EQUITY PORTFOLIO	Art. 135 novies	178.956	0,02%
TREVISAN DARIO	Rappr. Des.	OMEGA FFIIP LIMITED PARTNERSHIP.	OMEGA FFIIP LIMITED PARTNERSHIP.	Art. 135 novies	1.859	0,00%
TREVISAN DARIO	Rappr. Des.	ONEPATH GLOBAL SHARES - LARGE CAP (UNHEDGED) INDEXPOOL	ONEPATH GLOBAL SHARES - LARGE CAP (UNHEDGED) INDEXPOOL	Art. 135 novies	60.483	0,01%
TREVISAN DARIO	Rappr. Des.	ONTARIO POWER GENERATION INC .	ONTARIO POWER GENERATION INC .	Art. 135 novies	61.664	0,01%
TREVISAN DARIO	Rappr. Des.	ONTARIO POWER GENERATION INC .	ONTARIO POWER GENERATION INC .	Art. 135 novies	122.568	0,01%
TREVISAN DARIO	Rappr. Des.	OPENWORLD PUBLIC LIMITED COMPANY	OPENWORLD PUBLIC LIMITED COMPANY	Art. 135 novies	766	0,00%
TREVISAN DARIO	Rappr. Des.	OPSEU PENSION PLAN TRUST FUND	OPSEU PENSION PLAN TRUST FUND	Art. 135 novies	46.846	0,01%
TREVISAN DARIO	Rappr. Des.	ORIZABA LP	ORIZABA LP	Art. 135 novies	14.048	0,00%
TREVISAN DARIO	Rappr. Des.	OVERSEAS FUND	OVERSEAS FUND	Art. 135 novies	24.720	0,00%
TREVISAN DARIO	Rappr. Des.	P3-EQ LLC	P3-EQ LLC	Art. 135 novies	3.117	0,00%
TREVISAN DARIO	Rappr. Des.	PACIFIC GAS AND ELECTRIC COMPANY NUCLEAR FACILITIES QUALIFIE	PACIFIC GAS AND ELECTRIC COMPANY NUCLEAR FACILITIES QUALIFIE	Art. 135 novies	12.265	0,00%
TREVISAN DARIO	Rappr. Des.	PANAGORA GROUP TRUST	PANAGORA GROUP TRUST	Art. 135 novies	6.293	0,00%
TREVISAN DARIO	Rappr. Des.	PENN SERIES DEVELOPED INTERNATIONAL INDEX FUND	PENN SERIES DEVELOPED INTERNATIONAL INDEX FUND	Art. 135 novies	3.828	0,00%
TREVISAN DARIO	Rappr. Des.	PENSION INTERNATIONAL EQUITY TACTICAL SMART BETA MOTHER FUND	PENSION INTERNATIONAL EQUITY TACTICAL SMART BETA MOTHER FUND	Art. 135 novies	1.311	0,00%
TREVISAN DARIO	Rappr. Des.	PENSION RESERVES INVESTMENT TRUST FUND	PENSION RESERVES INVESTMENT TRUST FUND	Art. 135 novies	112.800	0,01%
TREVISAN DARIO	Rappr. Des.	PEOPLE S BANK OF CHINA	PEOPLE S BANK OF CHINA	Art. 135 novies	94.223	0,01%
TREVISAN DARIO	Rappr. Des.	PEOPLE S BANK OF CHINA	PEOPLE S BANK OF CHINA	Art. 135 novies	81.511	0,01%
TREVISAN DARIO	Rappr. Des.	PEOPLE S BANK OF CHINA	PEOPLE S BANK OF CHINA	Art. 135 novies	115.787	0,01%

Mediobanca S.p.A. Assemblea ordinaria e straordinaria

28 ottobre 2021

Stampa dell'elenco Partecipanti

Nominativo	Tipo Part.	Avente diritto	Titolare strumenti finanziari	Tipo delega	Azioni	%
TREVISAN DARIO	Rappr. Des.	PEOPLE S BANK OF CHINA	PEOPLE S BANK OF CHINA	Art. 135 novies	11.136	0,00%
TREVISAN DARIO	Rappr. Des.	PEOPLE'S BANK OF CHINA	PEOPLE'S BANK OF CHINA	Art. 135 novies	7.897	0,00%
TREVISAN DARIO	Rappr. Des.	PERMANENT FUND INVESTMENTS LLC	PERMANENT FUND INVESTMENTS LLC	Art. 135 novies	17.113	0,00%
TREVISAN DARIO	Rappr. Des.	PERTUBUHAN KESELAMATAN SOSIAL	PERTUBUHAN KESELAMATAN SOSIAL	Art. 135 novies	21.640	0,00%
TREVISAN DARIO	Rappr. Des.	PERTUBUHAN KESELAMATAN SOSIAL	PERTUBUHAN KESELAMATAN SOSIAL	Art. 135 novies	11.555	0,00%
TREVISAN DARIO	Rappr. Des.	PGIM ETF TRUST - PGIM QMA STRA	PGIM ETF TRUST - PGIM QMA STRA	Art. 135 novies	8.314	0,00%
TREVISAN DARIO	Rappr. Des.	PGIM QMA INTERNATIONAL DEVELOPED MARKETS INDEX FUND	PGIM QMA INTERNATIONAL DEVELOPED MARKETS INDEX FUND	Art. 135 novies	2.856	0,00%
TREVISAN DARIO	Rappr. Des.	PHILADELPHIA GAS WORKS PENSION PLAN	PHILADELPHIA GAS WORKS PENSION PLAN	Art. 135 novies	1.661	0,00%
TREVISAN DARIO	Rappr. Des.	PICTET - QUEST EUROPE SUSTAINABLE EQUITIES	PICTET - QUEST EUROPE SUSTAINABLE EQUITIES	Art. 135 novies	716.024	0,08%
TREVISAN DARIO	Rappr. Des.	PICTET CH - GLOBAL EQUITIES	PICTET CH - GLOBAL EQUITIES	Art. 135 novies	6.968	0,00%
TREVISAN DARIO	Rappr. Des.	PICTET CH INSTITUTIONAL - EUROPEAN EX SWISS EQUITIES TRACKER	PICTET CH INSTITUTIONAL - EUROPEAN EX SWISS EQUITIES TRACKER	Art. 135 novies	3.869	0,00%
TREVISAN DARIO	Rappr. Des.	PICTET CH INSTITUTIONAL - EUROPEAN EX SWISS EQUITIES TRACKER	PICTET CH INSTITUTIONAL - EUROPEAN EX SWISS EQUITIES TRACKER	Art. 135 novies	15.410	0,00%
TREVISAN DARIO	Rappr. Des.	PICTET CH INSTITUTIONAL - EUROPEAN EX SWISS EQUITIES TRACKER EX SL	PICTET CH INSTITUTIONAL - EUROPEAN EX SWISS EQUITIES TRACKER EX SL	Art. 135 novies	25.345	0,00%
TREVISAN DARIO	Rappr. Des.	PICTET CH INSTITUTIONAL - WORLD EX SWISS EQUITIES TRACKER	PICTET CH INSTITUTIONAL - WORLD EX SWISS EQUITIES TRACKER	Art. 135 novies	7.441	0,00%
TREVISAN DARIO	Rappr. Des.	PICTET CH INSTITUTIONAL - WORLD EX SWISS EQUITIES TRACKER US TE	PICTET CH INSTITUTIONAL - WORLD EX SWISS EQUITIES TRACKER US TE	Art. 135 novies	7.441	0,00%
TREVISAN DARIO	Rappr. Des.	PICTET CH INSTITUTIONAL-WORLD EX SWISS EQUITIES TRACKER US TE EX SL	PICTET CH INSTITUTIONAL-WORLD EX SWISS EQUITIES TRACKER US TE EX SL	Art. 135 novies	3.745	0,00%
TREVISAN DARIO	Rappr. Des.	PICTET-EUROLAND INDEX	PICTET-EUROLAND INDEX	Art. 135 novies	49.845	0,01%
TREVISAN DARIO	Rappr. Des.	PICTET-EUROPE INDEX	PICTET-EUROPE INDEX	Art. 135 novies	73.256	0,01%
TREVISAN DARIO	Rappr. Des.	PIR EQUITY AXA ASSICURAZIONI	PIR EQUITY AXA ASSICURAZIONI	Art. 135 novies	60.000	0,01%
TREVISAN DARIO	Rappr. Des.	PK CSG WORLD EQUITY CREDIT SUISSE FUNDS AG	PK CSG WORLD EQUITY CREDIT SUISSE FUNDS AG	Art. 135 novies	10.035	0,00%
TREVISAN DARIO	Rappr. Des.	PK CSG WORLD EQUITY CREDIT SUISSE FUNDS AG	PK CSG WORLD EQUITY CREDIT SUISSE FUNDS AG	Art. 135 novies	3.836	0,00%
TREVISAN DARIO	Rappr. Des.	PLEIADES TRUST	PLEIADES TRUST	Art. 135 novies	29.039	0,00%
TREVISAN DARIO	Rappr. Des.	POINT72 LONDON INVESTMENTS LTD. C/O WALKERS CORPORATE LIMITED CAYMAN	POINT72 LONDON INVESTMENTS LTD. C/O WALKERS CORPORATE LIMITED CAYMAN	Art. 135 novies	183.217	0,02%
TREVISAN DARIO	Rappr. Des.	POOL REINSURANCE CO LTD	POOL REINSURANCE CO LTD	Art. 135 novies	10.543	0,00%
TREVISAN DARIO	Rappr. Des.	PRAMERICA FLEXIBLE TRILOGY PRAMERICA SGR S.P.A.	PRAMERICA FLEXIBLE TRILOGY PRAMERICA SGR S.P.A.	Art. 135 novies	4.215	0,00%
TREVISAN DARIO	Rappr. Des.	PRAMERICA SGR S.P.A. PRAMERICA MITO 50 (MULTIASSET ITALIAN OPPORTUNITIES 50)	PRAMERICA SGR S.P.A. PRAMERICA MITO 50 (MULTIASSET ITALIAN OPPORTUNITIES 50)	Art. 135 novies	92.066	0,01%

Mediobanca S.p.A. Assemblea ordinaria e straordinaria

28 ottobre 2021



Stampa dell'elenco Partecipanti

Nominativo	Tipo Part.	Avente diritto	Titolare strumenti finanziari	Tipo delega	Azioni	%
TREVISAN DARIO	Rappr. Des.	PRAMERICA SICAV - GLOBAL EQUITY	PRAMERICA SICAV - GLOBAL EQUITY	Art. 135 novies	12.833	0,00%
TREVISAN DARIO	Rappr. Des.	PRAMERICA TR MEGATREND II PRAMERICA SGR S.P.A	PRAMERICA TR MEGATREND II PRAMERICA SGR S.P.A	Art. 135 novies	4.956	0,00%
TREVISAN DARIO	Rappr. Des.	PRAMERICA TR MEGATREND II PRAMERICA SGR S.P.A.	PRAMERICA TR MEGATREND II PRAMERICA SGR S.P.A.	Art. 135 novies	19.893	0,00%
TREVISAN DARIO	Rappr. Des.	PRAXIS INTERNATIONAL INDEX FUND	PRAXIS INTERNATIONAL INDEX FUND	Art. 135 novies	29.677	0,00%
TREVISAN DARIO	Rappr. Des.	PREMIER MITON EUROPEAN EQUITY INCOME FUND	PREMIER MITON EUROPEAN EQUITY INCOME FUND	Art. 135 novies	11.272	0,00%
TREVISAN DARIO	Rappr. Des.	PRESBYTERIAN CHURCH (USA) FOUNDATION	PRESBYTERIAN CHURCH (USA) FOUNDATION	Art. 135 novies	12.906	0,00%
TREVISAN DARIO	Rappr. Des.	PREVOYANCE NE FUND PREVOYANCE NE GLOBAL ASSETS CREDIT SUISSE FUNDS AG	PREVOYANCE NE FUND PREVOYANCE NE GLOBAL ASSETS CREDIT SUISSE FUNDS AG	Art. 135 novies	5.433	0,00%
TREVISAN DARIO	Rappr. Des.	PRINCIPAL EXCHANGE-TRADED FUNDS-PRINCIPAL INTERNATIONAL ADAPTIVE MULTI-FACTOR ETF	PRINCIPAL EXCHANGE-TRADED FUNDS-PRINCIPAL INTERNATIONAL ADAPTIVE MULTI-FACTOR ETF	Art. 135 novies	4.554	0,00%
TREVISAN DARIO	Rappr. Des.	PRINCIPAL FUNDS INC GLOBAL DIVERSIFIED INCOME FUND	PRINCIPAL FUNDS INC GLOBAL DIVERSIFIED INCOME FUND	Art. 135 novies	173.309	0,02%
TREVISAN DARIO	Rappr. Des.	PRINCIPAL GLOBAL INVESTORS COLLECTIVE INVESTMENT TRUST	PRINCIPAL GLOBAL INVESTORS COLLECTIVE INVESTMENT TRUST	Art. 135 novies	5.136.501	0,58%
TREVISAN DARIO	Rappr. Des.	PRINCIPAL GLOBAL INVESTORS COLLECTIVE INVESTMENT TRUST	PRINCIPAL GLOBAL INVESTORS COLLECTIVE INVESTMENT TRUST	Art. 135 novies	135.474	0,02%
TREVISAN DARIO	Rappr. Des.	PRINCIPAL INTERNATIONAL MULTIFACTOR ETF	PRINCIPAL INTERNATIONAL MULTIFACTOR ETF	Art. 135 novies	4.729	0,00%
TREVISAN DARIO	Rappr. Des.	PRINCIPAL LIFE INSURANCE COMPANY	PRINCIPAL LIFE INSURANCE COMPANY	Art. 135 novies	2.096.002	0,24%
TREVISAN DARIO	Rappr. Des.	PRINCIPAL LIFE INSURANCE COMPANY	PRINCIPAL LIFE INSURANCE COMPANY	Art. 135 novies	1.106.549	0,12%
TREVISAN DARIO	Rappr. Des.	PRINCIPAL MPF EUROPEAN EQUITY FUND	PRINCIPAL MPF EUROPEAN EQUITY FUND	Art. 135 novies	95.315	0,01%
TREVISAN DARIO	Rappr. Des.	PRINCIPAL TRUST COMPANY ASIA LIMITED	PRINCIPAL TRUST COMPANY ASIA LIMITED	Art. 135 novies	328.120	0,04%
TREVISAN DARIO	Rappr. Des.	PRINCIPAL TRUST COMPANY ASIA LIMITED	PRINCIPAL TRUST COMPANY ASIA LIMITED	Art. 135 novies	16.463	0,00%
TREVISAN DARIO	Rappr. Des.	PRINCIPAL VARIABLE CONTRACTS FUNDS INC DIVERSIFIED INTE	PRINCIPAL VARIABLE CONTRACTS FUNDS INC DIVERSIFIED INTE	Art. 135 novies	200.279	0,02%
TREVISAN DARIO	Rappr. Des.	PRIVATE CLIENT GLOBAL EQUITY PORTFOLIO	PRIVATE CLIENT GLOBAL EQUITY PORTFOLIO	Art. 135 novies	767.672	0,09%
TREVISAN DARIO	Rappr. Des.	PRIVILEGE - JP MORGAN PAN EUROPEAN FLEXIBLE EQUITY	PRIVILEGE - JP MORGAN PAN EUROPEAN FLEXIBLE EQUITY	Art. 135 novies	26.743	0,00%
TREVISAN DARIO	Rappr. Des.	PRO-GEN INVESTMENTS LLC	PRO-GEN INVESTMENTS LLC	Art. 135 novies	411	0,00%
TREVISAN DARIO	Rappr. Des.	PRUDENTIAL PENSIONS LIMITED	PRUDENTIAL PENSIONS LIMITED	Art. 135 novies	5.262	0,00%
TREVISAN DARIO	Rappr. Des.	PRUDENTIAL PENSIONS LIMITED	PRUDENTIAL PENSIONS LIMITED	Art. 135 novies	6.738	0,00%
TREVISAN DARIO	Rappr. Des.	PRUDENTIAL RETIREMENT INSURANCE ANNUITY COMPANY	PRUDENTIAL RETIREMENT INSURANCE ANNUITY COMPANY	Art. 135 novies	52.700	0,01%
TREVISAN DARIO	Rappr. Des.	PRUDENTIAL RETIREMENT INSURANCE ANNUITY COMPANY	PRUDENTIAL RETIREMENT INSURANCE ANNUITY COMPANY	Art. 135 novies	24.981	0,00%
TREVISAN DARIO	Rappr. Des.	PUBLIC AUTHORITY FOR SOCIAL INSURANCE	PUBLIC AUTHORITY FOR SOCIAL INSURANCE	Art. 135 novies	4.020	0,00%

Mediobanca S.p.A. Assemblea ordinaria e straordinaria

28 ottobre 2021



Stampa dell'elenco Partecipanti

Nominativo	Tipo Part.	Avente diritto	Titolare strumenti finanziari	Tipo delega	Azioni	%
TREVISAN DARIO	Rappr. Des.	PUBLIC EMPLOYEE RETIREMENT SYSTEM OF IDAHO	PUBLIC EMPLOYEE RETIREMENT SYSTEM OF IDAHO	Art. 135 novies	28.686	0,00%
TREVISAN DARIO	Rappr. Des.	PUBLIC EMPLOYEES RETIREMENT ASSOCIATION OF COLORADO	PUBLIC EMPLOYEES RETIREMENT ASSOCIATION OF COLORADO	Art. 135 novies	159.524	0,02%
TREVISAN DARIO	Rappr. Des.	PUBLIC EMPLOYEES RETIREMENT ASSOCIATION OF NEW MEXICO	PUBLIC EMPLOYEES RETIREMENT ASSOCIATION OF NEW MEXICO	Art. 135 novies	199	0,00%
TREVISAN DARIO	Rappr. Des.	PUBLIC EMPLOYEES RETIREMENT ASSOCIATION OF NEW MEXICO	PUBLIC EMPLOYEES RETIREMENT ASSOCIATION OF NEW MEXICO	Art. 135 novies	1	0,00%
TREVISAN DARIO	Rappr. Des.	PUBLIC EMPLOYEES RETIREMENT SYSTEM OF MISSISSIPPI	PUBLIC EMPLOYEES RETIREMENT SYSTEM OF MISSISSIPPI	Art. 135 novies	1	0,00%
TREVISAN DARIO	Rappr. Des.	PUBLIC EMPLOYEES RETIREMENT SYSTEM OF MISSISSIPPI	PUBLIC EMPLOYEES RETIREMENT SYSTEM OF MISSISSIPPI	Art. 135 novies	175.928	0,02%
TREVISAN DARIO	Rappr. Des.	PUBLIC EMPLOYEES RETIREMENT SYSTEM OF MISSISSIPPI	PUBLIC EMPLOYEES RETIREMENT SYSTEM OF MISSISSIPPI	Art. 135 novies	2.003	0,00%
TREVISAN DARIO	Rappr. Des.	PUBLIC EMPLOYEES RETIREMENT SYSTEM OF NEVADA	PUBLIC EMPLOYEES RETIREMENT SYSTEM OF NEVADA	Art. 135 novies	164.819	0,02%
TREVISAN DARIO	Rappr. Des.	PUBLIC EMPLOYEES RETIREMENT SYSTEM OF NEVADA	PUBLIC EMPLOYEES RETIREMENT SYSTEM OF NEVADA	Art. 135 novies	169.230	0,02%
TREVISAN DARIO	Rappr. Des.	PUBLIC EMPLOYEES RETIREMENT SYSTEM OF OHIO	PUBLIC EMPLOYEES RETIREMENT SYSTEM OF OHIO	Art. 135 novies	411.700	0,05%
TREVISAN DARIO	Rappr. Des.	PUBLIC EMPLOYEES RETIREMENT SYSTEM OF OHIO	PUBLIC EMPLOYEES RETIREMENT SYSTEM OF OHIO	Art. 135 novies	36.778	0,00%
TREVISAN DARIO	Rappr. Des.	PUBLIC EMPLOYEES RETIREMENT SYSTEM OF OHIO	PUBLIC EMPLOYEES RETIREMENT SYSTEM OF OHIO	Art. 135 novies	46.627	0,01%
TREVISAN DARIO	Rappr. Des.	PUBLIC SECTOR PENSION INVESTMENT BOARD	PUBLIC SECTOR PENSION INVESTMENT BOARD	Art. 135 novies	256	0,00%
TREVISAN DARIO	Rappr. Des.	PUBLIC SECTOR PENSION INVESTMENT BOARD	PUBLIC SECTOR PENSION INVESTMENT BOARD	Art. 135 novies	281.816	0,03%
TREVISAN DARIO	Rappr. Des.	PUTM AUTHORISED CONTRACTUAL SCHEME - PUTM ACS EUROPEAN EX UK FUND	PUTM AUTHORISED CONTRACTUAL SCHEME - PUTM ACS EUROPEAN EX UK FUND	Art. 135 novies	1.359.190	0,15%
TREVISAN DARIO	Rappr. Des.	PUTM EUROPEAN UNIT TRUST	PUTM EUROPEAN UNIT TRUST	Art. 135 novies	20.136	0,00%
TREVISAN DARIO	Rappr. Des.	QIC INTERNATIONAL EQUITIES FUND	QIC INTERNATIONAL EQUITIES FUND	Art. 135 novies	11.991	0,00%
TREVISAN DARIO	Rappr. Des.	QIC INTERNATIONAL EQUITIES FUND	QIC INTERNATIONAL EQUITIES FUND	Art. 135 novies	4.400	0,00%
TREVISAN DARIO	Rappr. Des.	QIC LISTED EQUITIES FUND	QIC LISTED EQUITIES FUND	Art. 135 novies	19.948	0,00%
TREVISAN DARIO	Rappr. Des.	QSUPER	QSUPER	Art. 135 novies	14.012	0,00%
TREVISAN DARIO	Rappr. Des.	QUALITY EDUCATION FUND	QUALITY EDUCATION FUND	Art. 135 novies	1.245	0,00%
TREVISAN DARIO	Rappr. Des.	QUERCUS	QUERCUS	Art. 135 novies	204.590	0,02%
TREVISAN DARIO	Rappr. Des.	R.E. GINNA NUCLEAR POWER PLANT QUALIFIED FUND	R.E. GINNA NUCLEAR POWER PLANT QUALIFIED FUND	Art. 135 novies	2.500	0,00%
TREVISAN DARIO	Rappr. Des.	RAYTHEON TECHNOLOGIES CORPORATION MASTER RETIREMENT TRUST	RAYTHEON TECHNOLOGIES CORPORATION MASTER RETIREMENT TRUST	Art. 135 novies	19.522	0,00%
TREVISAN DARIO	Rappr. Des.	RBC O'SHAUGHNESSY INTERNATIONAL EQUITY FUND	RBC O'SHAUGHNESSY INTERNATIONAL EQUITY FUND	Art. 135 novies	7.535	0,00%
TREVISAN DARIO	Rappr. Des.	RBC QUANT EAFE EQUITY LEADERS ETF	RBC QUANT EAFE EQUITY LEADERS ETF	Art. 135 novies	689	0,00%

Mediobanca S.p.A. Assemblea ordinaria e straordinaria

28 ottobre 2021



Stampa dell'elenco Partecipanti

Nominativo	Tipo Part.	Avente diritto	Titolare strumenti finanziari	Tipo delega	Azioni	%
TREVISAN DARIO	Rappr. Des.	RDM LIQUID LLC	RDM LIQUID LLC	Art. 135 novies	24.005	0,00%
TREVISAN DARIO	Rappr. Des.	REASSURE LIMITED	REASSURE LIMITED	Art. 135 novies	3.583	0,00%
TREVISAN DARIO	Rappr. Des.	REASSURE LIMITED	REASSURE LIMITED	Art. 135 novies	213.335	0,02%
TREVISAN DARIO	Rappr. Des.	REASSURE LIMITED	REASSURE LIMITED	Art. 135 novies	16.464	0,00%
TREVISAN DARIO	Rappr. Des.	REED ELSEVIER PENSION SCHEME	REED ELSEVIER PENSION SCHEME	Art. 135 novies	84.425	0,01%
TREVISAN DARIO	Rappr. Des.	REGIME DE RENTES DU MOUVEMENT DESJARDINS	REGIME DE RENTES DU MOUVEMENT DESJARDINS	Art. 135 novies	5.276	0,00%
TREVISAN DARIO	Rappr. Des.	RENAISSANCE GLOBAL EQUITY PRIVATE POOL	RENAISSANCE GLOBAL EQUITY PRIVATE POOL	Art. 135 novies	2.966	0,00%
TREVISAN DARIO	Rappr. Des.	RENAISSANCE INTERNATIONAL EQUITY PRIVATE POOL	RENAISSANCE INTERNATIONAL EQUITY PRIVATE POOL	Art. 135 novies	29.396	0,00%
TREVISAN DARIO	Rappr. Des.	RENDEMENT DIVERSIFIE M	RENDEMENT DIVERSIFIE M	Art. 135 novies	17.489	0,00%
TREVISAN DARIO	Rappr. Des.	RETAIL EMPLOYEES SUPERANNUATIONTRUST	RETAIL EMPLOYEES SUPERANNUATIONTRUST	Art. 135 novies	21.763	0,00%
TREVISAN DARIO	Rappr. Des.	RETIREMENT BENEFITS INVESTMENT FUND	RETIREMENT BENEFITS INVESTMENT FUND	Art. 135 novies	5.268	0,00%
TREVISAN DARIO	Rappr. Des.	RHUMBLINE INTERNATIONAL POOLED INDEX TRUST	RHUMBLINE INTERNATIONAL POOLED INDEX TRUST	Art. 135 novies	12.028	0,00%
TREVISAN DARIO	Rappr. Des.	RHUMBLINE LOW CARBON INDEX FUNDLLC	RHUMBLINE LOW CARBON INDEX FUNDLLC	Art. 135 novies	16.579	0,00%
TREVISAN DARIO	Rappr. Des.	RIVER AND MERCANTILE GLOBAL HIGH ALPHA FUND	RIVER AND MERCANTILE GLOBAL HIGH ALPHA FUND	Art. 135 novies	67.700	0,01%
TREVISAN DARIO	Rappr. Des.	ROBINSON UNIT 2 QUALIFIED NUCLEAR DECOMMISSIONING FUND	ROBINSON UNIT 2 QUALIFIED NUCLEAR DECOMMISSIONING FUND	Art. 135 novies	3.063	0,00%
TREVISAN DARIO	Rappr. Des.	ROCHE U.S. RETIREMENT PLANS MASTER TRUST	ROCHE U.S. RETIREMENT PLANS MASTER TRUST	Art. 135 novies	222.400	0,03%
TREVISAN DARIO	Rappr. Des.	ROPS EURO P	ROPS EURO P	Art. 135 novies	79.423	0,01%
TREVISAN DARIO	Rappr. Des.	ROPS-SMART INDEX EURO	ROPS-SMART INDEX EURO	Art. 135 novies	76.211	0,01%
TREVISAN DARIO	Rappr. Des.	ROSANIA ELMAN	ROSANIA ELMAN	Art. 135 novies	10	0,00%
TREVISAN DARIO	Rappr. Des.	ROSEDENE LLC	ROSEDENE LLC	Art. 135 novies	3.861	0,00%
TREVISAN DARIO	Rappr. Des.	ROYAL LONDON ASSET MANAGEMENT BOND FUNDS PLC	ROYAL LONDON ASSET MANAGEMENT BOND FUNDS PLC	Art. 135 novies	20.049	0,00%
TREVISAN DARIO	Rappr. Des.	ROYAL LONDON EQUITY FUNDS ICVC	ROYAL LONDON EQUITY FUNDS ICVC	Art. 135 novies	114.561	0,01%
TREVISAN DARIO	Rappr. Des.	ROYAL LONDON EQUITY FUNDS ICVC	ROYAL LONDON EQUITY FUNDS ICVC	Art. 135 novies	804.300	0,09%
TREVISAN DARIO	Rappr. Des.	ROYAL LONDON GROUP PENSION SCHEME	ROYAL LONDON GROUP PENSION SCHEME	Art. 135 novies	240	0,00%
TREVISAN DARIO	Rappr. Des.	RUBR. 10019 SERVIZIO ITALIA SPA	RUBR. 10019 SERVIZIO ITALIA SPA	Art. 135 novies	10.200.000	1,15%
TREVISAN DARIO	Rappr. Des.	RUSSELL INVESTMENT COMPANY MULTIFACTOR INTERNATIONAL EQUITY FUND	RUSSELL INVESTMENT COMPANY MULTIFACTOR INTERNATIONAL EQUITY FUND	Art. 135 novies	23.764	0,00%
TREVISAN DARIO	Rappr. Des.	RUSSELL INVESTMENT COMPANY TAXMANAGED INTERNATIONAL EQUITY FUND	RUSSELL INVESTMENT COMPANY TAXMANAGED INTERNATIONAL EQUITY FUND	Art. 135 novies	19.127	0,00%
TREVISAN DARIO	Rappr. Des.	RUSSELL INVESTMENTS LOW CARBON GLOBAL SHARES FUND	RUSSELL INVESTMENTS LOW CARBON GLOBAL SHARES FUND	Art. 135 novies	12.295	0,00%
TREVISAN DARIO	Rappr. Des.	RUSSELL INVESTMENTS MULTIASSET FACTOR	RUSSELL INVESTMENTS MULTIASSET FACTOR	Art. 135 novies	27.252	0,00%

Mediobanca S.p.A. Assemblea ordinaria e straordinaria

28 ottobre 2021



Stampa dell'elenco Partecipanti

Nominativo	Tipo Part.	Avente diritto	Titolare strumenti finanziari	Tipo delega	Azioni	%
TREVISAN DARIO	Rappr. Des.	EXPOSURE FUND RUSSELL INVESTMENTS MULTIFACTORINTERNATIONAL EQUITY POOL	EXPOSURE FUND RUSSELL INVESTMENTS MULTIFACTORINTERNATIONAL EQUITY POOL	Art. 135 novies	3.111	0,00%
TREVISAN DARIO	Rappr. Des.	S. ROBSON WALTON 1999 CHILDRENS TRUST	S. ROBSON WALTON 1999 CHILDRENS TRUST	Art. 135 novies	1.415	0,00%
TREVISAN DARIO	Rappr. Des.	S. ROBSON WALTON 2009 GRAT NO. 4 ARTICLE II TRUST	S. ROBSON WALTON 2009 GRAT NO. 4 ARTICLE II TRUST	Art. 135 novies	767	0,00%
TREVISAN DARIO	Rappr. Des.	S. ROBSON WALTON 2010 TRUST	S. ROBSON WALTON 2010 TRUST	Art. 135 novies	3.702	0,00%
TREVISAN DARIO	Rappr. Des.	S.M.I.L. SRL	S.M.I.L. SRL	Art. 135 novies	622.650	0,07%
TREVISAN DARIO	Rappr. Des.	SABADELL EUROACCION, FI	SABADELL EUROACCION, FI	Art. 135 novies	97.635	0,01%
TREVISAN DARIO	Rappr. Des.	SABADELL EUROPA BOLSA, FI	SABADELL EUROPA BOLSA, FI	Art. 135 novies	144.200	0,02%
TREVISAN DARIO	Rappr. Des.	SABADELL INVERSION ETICA Y SOLIDARIA, FI	SABADELL INVERSION ETICA Y SOLIDARIA, FI	Art. 135 novies	23.433	0,00%
TREVISAN DARIO	Rappr. Des.	SABADELL PLANIFICACION 25, FI	SABADELL PLANIFICACION 25, FI	Art. 135 novies	13.730	0,00%
TREVISAN DARIO	Rappr. Des.	SABADELL PLANIFICACION 50, FI	SABADELL PLANIFICACION 50, FI	Art. 135 novies	4.058	0,00%
TREVISAN DARIO	Rappr. Des.	SACRAMENTO COUNTY EMPLOYEES RETIREMENT SYSTEM	SACRAMENTO COUNTY EMPLOYEES RETIREMENT SYSTEM	Art. 135 novies	192.000	0,02%
TREVISAN DARIO	Rappr. Des.	SAKKARAH 7	SAKKARAH 7	Art. 135 novies	25.998	0,00%
TREVISAN DARIO	Rappr. Des.	SALIX LLC	SALIX LLC	Art. 135 novies	19.663	0,00%
TREVISAN DARIO	Rappr. Des.	SAMSUNG GLOBAL CORE EQUITY FUND	SAMSUNG GLOBAL CORE EQUITY FUND	Art. 135 novies	1.916	0,00%
TREVISAN DARIO	Rappr. Des.	SAN DIEGO COUNTY EMPLOYEES RETIREMENT ASSOCIATION	SAN DIEGO COUNTY EMPLOYEES RETIREMENT ASSOCIATION	Art. 135 novies	5.854	0,00%
TREVISAN DARIO	Rappr. Des.	SANFORD C. BERNSTEIN & CO DBT INTERNATIONAL VALUE	SANFORD C. BERNSTEIN & CO DBT INTERNATIONAL VALUE	Art. 135 novies	88.447	0,01%
TREVISAN DARIO	Rappr. Des.	SANFORD C. BERNSTEIN AND CO DBT TAX MANAGED INTERNATIONAL BLEND SERIES	SANFORD C. BERNSTEIN AND CO DBT TAX MANAGED INTERNATIONAL BLEND SERIES	Art. 135 novies	32.252	0,00%
TREVISAN DARIO	Rappr. Des.	SANLAM UNIVERSAL FUNDS PLC	SANLAM UNIVERSAL FUNDS PLC	Art. 135 novies	3.969	0,00%
TREVISAN DARIO	Rappr. Des.	SAS TRUSTEE CORPORATION POOLED FUND	SAS TRUSTEE CORPORATION POOLED FUND	Art. 135 novies	18.522	0,00%
TREVISAN DARIO	Rappr. Des.	SAS TRUSTEE CORPORATION POOLED FUND	SAS TRUSTEE CORPORATION POOLED FUND	Art. 135 novies	16.716	0,00%
TREVISAN DARIO	Rappr. Des.	SAUDI ARABIAN MONETARY AUTHORITY	SAUDI ARABIAN MONETARY AUTHORITY	Art. 135 novies	1.927	0,00%
TREVISAN DARIO	Rappr. Des.	SBC MASTER PENSION TRUST	SBC MASTER PENSION TRUST	Art. 135 novies	13.479	0,00%
TREVISAN DARIO	Rappr. Des.	SBC MASTER PENSION TRUST	SBC MASTER PENSION TRUST	Art. 135 novies	24.844	0,00%
TREVISAN DARIO	Rappr. Des.	SCHEMATRENTATRE S.P.A.	SCHEMATRENTATRE S.P.A.	Art. 135 novies	18.625.029	2,10%
TREVISAN DARIO	Rappr. Des.	SCHRODER INTERNATIONAL MULTI-CAP EQUITY TRUST	SCHRODER INTERNATIONAL MULTI-CAP EQUITY TRUST	Art. 135 novies	361.770	0,04%
TREVISAN DARIO	Rappr. Des.	SCHRODER INTERNATIONAL SELECTION FUND	SCHRODER INTERNATIONAL SELECTION FUND	Art. 135 novies	419.271	0,05%
TREVISAN DARIO	Rappr. Des.	SCHWAB FUNDAMENTAL INTERNATIONAL LARGE	SCHWAB FUNDAMENTAL INTERNATIONAL LARGE	Art. 135 novies	44.067	0,00%

Mediobanca S.p.A. Assemblea ordinaria e straordinaria

28 ottobre 2021

Stampa dell'elenco Partecipanti

Nominativo	Tipo Part.	Avente diritto	Titolare strumenti finanziari	Tipo delega	Azioni	%
TREVISAN DARIO	Rappr. Des.	COMPANY INDEX FUND SCHWAB FUNDAMENTAL INTERNATIONAL LARGE COMPANY INDEX ETF	COMPANY INDEX FUND SCHWAB FUNDAMENTAL INTERNATIONAL LARGE COMPANY INDEX ETF	Art. 135 novies	221.395	0,02%
TREVISAN DARIO	Rappr. Des.	SCHWAB INTERNATIONAL EQUITY ETF	SCHWAB INTERNATIONAL EQUITY ETF	Art. 135 novies	936.771	0,11%
TREVISAN DARIO	Rappr. Des.	SCHWAB INTERNATIONAL INDEX FUND	SCHWAB INTERNATIONAL INDEX FUND	Art. 135 novies	313.320	0,04%
TREVISAN DARIO	Rappr. Des.	SCOTIA INTERNATIONAL EQUITY INDEX TRACKER ETF	SCOTIA INTERNATIONAL EQUITY INDEX TRACKER ETF	Art. 135 novies	5.132	0,00%
TREVISAN DARIO	Rappr. Des.	SCOTTISH WIDOWS INVESTMENT SOLUTIONS FUNDS ICVC- EUROPEAN (EX UK) EQUITY FUND	SCOTTISH WIDOWS INVESTMENT SOLUTIONS FUNDS ICVC- EUROPEAN (EX UK) EQUITY FUND	Art. 135 novies	102.671	0,01%
TREVISAN DARIO	Rappr. Des.	SDA INTL EQUITY INDEX FD-WORLD	SDA INTL EQUITY INDEX FD-WORLD	Art. 135 novies	17.567	0,00%
TREVISAN DARIO	Rappr. Des.	SDK K3 FONDS	SDK K3 FONDS	Art. 135 novies	9.500	0,00%
TREVISAN DARIO	Rappr. Des.	SEASONS SERIES TRUST SA MULTI-MANAGED INTERNATIONAL EQUITY PORTF	SEASONS SERIES TRUST SA MULTI-MANAGED INTERNATIONAL EQUITY PORTF	Art. 135 novies	4.560	0,00%
TREVISAN DARIO	Rappr. Des.	SEAYOND EUROPE MARKET NEUTRAL	SEAYOND EUROPE MARKET NEUTRAL	Art. 135 novies	1.891	0,00%
TREVISAN DARIO	Rappr. Des.	SEI GLOBAL MASTER FUND PLC	SEI GLOBAL MASTER FUND PLC	Art. 135 novies	7.306	0,00%
TREVISAN DARIO	Rappr. Des.	SEI INSTITUTIONAL INVESTMENTS TRUST - WORLD EQUITY EX-US FUND	SEI INSTITUTIONAL INVESTMENTS TRUST - WORLD EQUITY EX-US FUND	Art. 135 novies	2.784.930	0,31%
TREVISAN DARIO	Rappr. Des.	SELFFINANCING POSTSECONDARY EDUCATION FUND	SELFFINANCING POSTSECONDARY EDUCATION FUND	Art. 135 novies	406	0,00%
TREVISAN DARIO	Rappr. Des.	SEMPRA ENERGY PENSION MASTER TRUST	SEMPRA ENERGY PENSION MASTER TRUST	Art. 135 novies	13.594	0,00%
TREVISAN DARIO	Rappr. Des.	SENTINEL INTERNATIONAL TRUST	SENTINEL INTERNATIONAL TRUST	Art. 135 novies	7.586	0,00%
TREVISAN DARIO	Rappr. Des.	SERECO RE S.A.	SERECO RE S.A.	Art. 135 novies	2.861.250	0,32%
TREVISAN DARIO	Rappr. Des.	SERVICES GROUP OF AMERICA INC	SERVICES GROUP OF AMERICA INC	Art. 135 novies	26.036	0,00%
TREVISAN DARIO	Rappr. Des.	SEVENTH SWEDISH NATIONAL PENSION FUND AP7 EQUITY FUND	SEVENTH SWEDISH NATIONAL PENSION FUND AP7 EQUITY FUND	Art. 135 novies	17.773	0,00%
TREVISAN DARIO	Rappr. Des.	SG ACTIONS EURO SELECTION	SG ACTIONS EURO SELECTION	Art. 135 novies	430.233	0,05%
TREVISAN DARIO	Rappr. Des.	SG ACTIONS EURO SMALL CAP	SG ACTIONS EURO SMALL CAP	Art. 135 novies	55.438	0,01%
TREVISAN DARIO	Rappr. Des.	SG ACTIONS EUROPE LARGE CAP	SG ACTIONS EUROPE LARGE CAP	Art. 135 novies	242	0,00%
TREVISAN DARIO	Rappr. Des.	SG ACTIONS MONDE	SG ACTIONS MONDE	Art. 135 novies	19.914	0,00%
TREVISAN DARIO	Rappr. Des.	SHELL CANADA 2007 PENSION PLAN	SHELL CANADA 2007 PENSION PLAN	Art. 135 novies	3.996	0,00%
TREVISAN DARIO	Rappr. Des.	SHELL CANADA 2007 PENSION PLAN 400	SHELL CANADA 2007 PENSION PLAN 400	Art. 135 novies	3.321	0,00%
TREVISAN DARIO	Rappr. Des.	SHELL NEDERLAND PENSIOENFONDS STICHTING	SHELL NEDERLAND PENSIOENFONDS STICHTING	Art. 135 novies	2.337	0,00%
TREVISAN DARIO	Rappr. Des.	SHELL PENSION TRUST	SHELL PENSION TRUST	Art. 135 novies	14.108	0,00%
TREVISAN DARIO	Rappr. Des.	SHELL PENSION TRUST	SHELL PENSION TRUST	Art. 135 novies	8.609	0,00%
TREVISAN DARIO	Rappr. Des.	SHELL PENSIONS TRUST LIMITED AS TRUSTEE OF SHELL CONTRIBUTORY PENSION FUND	SHELL PENSIONS TRUST LIMITED AS TRUSTEE OF SHELL CONTRIBUTORY PENSION FUND	Art. 135 novies	9.258	0,00%
TREVISAN DARIO		SHELL TRUST (BERMUDA) LIMITED AS TRUSTEE OF	SHELL TRUST (BERMUDA) LIMITED AS TRUSTEE OF	Art. 135 novies	3.085	0,00%

Mediobanca S.p.A. Assemblea ordinaria e straordinaria

28 ottobre 2021



Stampa dell'elenco Partecipanti

Nominativo	Tipo Part.	Avente diritto	Titolare strumenti finanziari	Tipo delega	Azioni	%
	Rappr. Des.	THE SHELL INTERNATIONAL PENSION FUND	THE SHELL INTERNATIONAL PENSION FUND			
TREVISAN DARIO	Rappr. Des.	SHELL TRUST (BERMUDA) LTD AS TRUSTEE OF THE SHELL OVERSEAS CONTRIBUTORY PENSION FUND	SHELL TRUST (BERMUDA) LTD AS TRUSTEE OF THE SHELL OVERSEAS CONTRIBUTORY PENSION FUND	Art. 135 novies	5.274	0,00%
TREVISAN DARIO	Rappr. Des.	SHERIFFS PENSION AND RELIEF FUND	SHERIFFS PENSION AND RELIEF FUND	Art. 135 novies	34.885	0,00%
TREVISAN DARIO	Rappr. Des.	SHIMODA HOLDINGS LLC	SHIMODA HOLDINGS LLC	Art. 135 novies	239	0,00%
TREVISAN DARIO	Rappr. Des.	SHINKO GLOBAL EQUITY INDEX MOTHER FUND	SHINKO GLOBAL EQUITY INDEX MOTHER FUND	Art. 135 novies	225	0,00%
TREVISAN DARIO	Rappr. Des.	SICAV GEFIP DYNAMIQUE	SICAV GEFIP DYNAMIQUE	Art. 135 novies	309.000	0,03%
TREVISAN DARIO	Rappr. Des.	SIEMENS BALANCED	SIEMENS BALANCED	Art. 135 novies	13.493	0,00%
TREVISAN DARIO	Rappr. Des.	SIEMENS EMU EQUITIES	SIEMENS EMU EQUITIES	Art. 135 novies	33.129	0,00%
TREVISAN DARIO	Rappr. Des.	SIEMENS-FONDS SIEMENS-RENTE	SIEMENS-FONDS SIEMENS-RENTE	Art. 135 novies	107.145	0,01%
TREVISAN DARIO	Rappr. Des.	SILVER AMUNDI EURO EQUITY	SILVER AMUNDI EURO EQUITY	Art. 135 novies	257.709	0,03%
TREVISAN DARIO	Rappr. Des.	SILVER GROWTH FUND LP	SILVER GROWTH FUND LP	Art. 135 novies	5.154	0,00%
TREVISAN DARIO	Rappr. Des.	SINGLE SELECT PLATFORM	SINGLE SELECT PLATFORM	Art. 135 novies	212.407	0,02%
TREVISAN DARIO	Rappr. Des.	SINPAR - SOCIETA' DI INVESTIMENTI E PARTECIPAZIONI SPA	SINPAR - SOCIETA' DI INVESTIMENTI E PARTECIPAZIONI SPA	Art. 135 novies	3.582.213	0,40%
TREVISAN DARIO	Rappr. Des.	SIX CIRCLES INTERNATIONAL UNCONSTRAINED EQUITY FUND	SIX CIRCLES INTERNATIONAL UNCONSTRAINED EQUITY FUND	Art. 135 novies	113.168	0,01%
TREVISAN DARIO	Rappr. Des.	SIX CIRCLES INTERNATIONAL UNCONSTRAINED EQUITY FUND	SIX CIRCLES INTERNATIONAL UNCONSTRAINED EQUITY FUND	Art. 135 novies	680.697	0,08%
TREVISAN DARIO	Rappr. Des.	SIX CIRCLES MANAGED EQUITY PORTFOLIO INTERNATIONAL UNCONSTRAINED FUND	SIX CIRCLES MANAGED EQUITY PORTFOLIO INTERNATIONAL UNCONSTRAINED FUND	Art. 135 novies	183.475	0,02%
TREVISAN DARIO	Rappr. Des.	SLW PORTFOLIO LLC	SLW PORTFOLIO LLC	Art. 135 novies	4.076	0,00%
TREVISAN DARIO	Rappr. Des.	SMEAD INTERNATIONAL VALUE FUND LP	SMEAD INTERNATIONAL VALUE FUND LP	Art. 135 novies	10.441	0,00%
TREVISAN DARIO	Rappr. Des.	SOCIALLY RESPONSIBLE DEVELOPED MARKETS FUNDAMENTAL INDEX CTF	SOCIALLY RESPONSIBLE DEVELOPED MARKETS FUNDAMENTAL INDEX CTF	Art. 135 novies	729	0,00%
TREVISAN DARIO	Rappr. Des.	SOGECAP ACTIONS - MID CAP	SOGECAP ACTIONS - MID CAP	Art. 135 novies	914.631	0,10%
TREVISAN DARIO	Rappr. Des.	SOGECAP AP LOW CARBON	SOGECAP AP LOW CARBON	Art. 135 novies	19.426	0,00%
TREVISAN DARIO	Rappr. Des.	SOJECCI II LTEE	SOJECCI II LTEE	Art. 135 novies	12.600	0,00%
TREVISAN DARIO	Rappr. Des.	SOUTHERN CALIFORNIA EDISON COMPANY NUCLEAR FACILITIES QUALI ONING MASTER TRUST	SOUTHERN CALIFORNIA EDISON COMPANY NUCLEAR FACILITIES QUALI ONING MASTER TRUST	Art. 135 novies	12.600	0,00%
TREVISAN DARIO	Rappr. Des.	SPAFID FIDUCIANTE N. 173500	SPAFID FIDUCIANTE N. 173500	Art. 135 novies	269.850	0,03%
TREVISAN DARIO	Rappr. Des.	SPAFID FIDUCIANTE N. 178602	SPAFID FIDUCIANTE N. 178602	Art. 135 novies	63.000	0,01%
TREVISAN DARIO	Rappr. Des.	SPAFID FIDUCIANTE N. 184417	SPAFID FIDUCIANTE N. 184417	Art. 135 novies	257.000	0,03%
TREVISAN DARIO	Rappr. Des.	SPAFID FIDUCIANTE N. 184462	SPAFID FIDUCIANTE N. 184462	Art. 135 novies	103.412	0,01%
TREVISAN DARIO	Rappr. Des.	SPAFID FIDUCIANTE N. 184607	SPAFID FIDUCIANTE N. 184607	Art. 135 novies	1.175.000	0,13%

Mediobanca S.p.A. Assemblea ordinaria e straordinaria

28 ottobre 2021

Stampa dell'elenco Partecipanti

Nominativo	Tipo Part.	Avente diritto	Titolare strumenti finanziari	Tipo delega	Azioni	%
TREVISAN DARIO	Rappr. Des.	SPAFID FIDUCIANTE N. 184610	SPAFID FIDUCIANTE N. 184610	Art. 135 novies	838.000	0,09%
TREVISAN DARIO	Rappr. Des.	SPAFID FIDUCIANTE N. 198104	SPAFID FIDUCIANTE N. 198104	Art. 135 novies	71.596	0,01%
TREVISAN DARIO	Rappr. Des.	SPAFID FIDUCIANTE N. 198109	SPAFID FIDUCIANTE N. 198109	Art. 135 novies	278.250	0,03%
TREVISAN DARIO	Rappr. Des.	SPAFID FIDUCIANTE N. 198114	SPAFID FIDUCIANTE N. 198114	Art. 135 novies	41.418	0,00%
TREVISAN DARIO	Rappr. Des.	SPAFID FIDUCIANTE N. 205200	SPAFID FIDUCIANTE N. 205200	Art. 135 novies	269.630	0,03%
TREVISAN DARIO	Rappr. Des.	SPAFID FIDUCIANTE N. 223600 - 223700	SPAFID FIDUCIANTE N. 223600 - 223700	Art. 135 novies	450.000	0,05%
TREVISAN DARIO	Rappr. Des.	SPAFID SPA MF 184417	SPAFID SPA MF 184417	Art. 135 novies	1.743.000	0,20%
TREVISAN DARIO	Rappr. Des.	SPAFID SPA MF 184610	SPAFID SPA MF 184610	Art. 135 novies	1.100.000	0,12%
TREVISAN DARIO	Rappr. Des.	SPAFID SPA MF 184610	SPAFID SPA MF 184610	Art. 135 novies	1.000.000	0,11%
TREVISAN DARIO	Rappr. Des.	SPAFID SPA MF 198114	SPAFID SPA MF 198114	Art. 135 novies	31.237	0,00%
TREVISAN DARIO	Rappr. Des.	SPARTAN GROUP TRUST FOR EMPLOYEE BENEFIT PLANS.	SPARTAN GROUP TRUST FOR EMPLOYEE BENEFIT PLANS.	Art. 135 novies	335.812	0,04%
TREVISAN DARIO	Rappr. Des.	SPARTAN INTERNATIONAL INDEX FUND	SPARTAN INTERNATIONAL INDEX FUND	Art. 135 novies	1.410.473	0,16%
TREVISAN DARIO	Rappr. Des.	SPDR MSCI ACWI EXUS ETF	SPDR MSCI ACWI EXUS ETF	Art. 135 novies	63.948	0,01%
TREVISAN DARIO	Rappr. Des.	SPDR MSCI ACWI LOW CARBON TARGET ETF	SPDR MSCI ACWI LOW CARBON TARGET ETF	Art. 135 novies	1.562	0,00%
TREVISAN DARIO	Rappr. Des.	SPDR MSCI EAFE FOSSIL FUEL RESERVES FREE ETF	SPDR MSCI EAFE FOSSIL FUEL RESERVES FREE ETF	Art. 135 novies	9.551	0,00%
TREVISAN DARIO	Rappr. Des.	SPDR MSCI EAFE STRATEGICFACTORSETF	SPDR MSCI EAFE STRATEGICFACTORSETF	Art. 135 novies	20.001	0,00%
TREVISAN DARIO	Rappr. Des.	SPDR MSCI WORLD QUALITY MIX FUND LEVEL 15	SPDR MSCI WORLD QUALITY MIX FUND LEVEL 15	Art. 135 novies	190	0,00%
TREVISAN DARIO	Rappr. Des.	SPDR MSCI WORLD STRATEGICFACTORS ETF	SPDR MSCI WORLD STRATEGICFACTORS ETF	Art. 135 novies	987	0,00%
TREVISAN DARIO	Rappr. Des.	SPDR PORTFOLIO DEVELOPED WORLD EXUS ETF	SPDR PORTFOLIO DEVELOPED WORLD EXUS ETF	Art. 135 novies	207.410	0,02%
TREVISAN DARIO	Rappr. Des.	SPDR PORTFOLIO EUROPE ETF	SPDR PORTFOLIO EUROPE ETF	Art. 135 novies	15.279	0,00%
TREVISAN DARIO	Rappr. Des.	SPDR SP WORLD EX AUSTRALIA FUND	SPDR SP WORLD EX AUSTRALIA FUND	Art. 135 novies	2.157	0,00%
TREVISAN DARIO	Rappr. Des.	SPP AKTIEFOND EUROPA	SPP AKTIEFOND EUROPA	Art. 135 novies	60.331	0,01%
TREVISAN DARIO	Rappr. Des.	SPP AKTIEFOND GLOBAL	SPP AKTIEFOND GLOBAL	Art. 135 novies	237	0,00%
TREVISAN DARIO	Rappr. Des.	SPP EUROPA PLUS	SPP EUROPA PLUS	Art. 135 novies	633	0,00%
TREVISAN DARIO	Rappr. Des.	SPP GENERATION 50-TAL	SPP GENERATION 50-TAL	Art. 135 novies	749	0,00%
TREVISAN DARIO	Rappr. Des.	SPRINT MASTER TRUST.	SPRINT MASTER TRUST.	Art. 135 novies	5.214	0,00%
TREVISAN DARIO	Rappr. Des.	SSB FTSE RAFI DEVELOPED 1000 INDEX NONLENDING COMMON TRUST FUND	SSB FTSE RAFI DEVELOPED 1000 INDEX NONLENDING COMMON TRUST FUND	Art. 135 novies	8.196	0,00%
TREVISAN DARIO	Rappr. Des.	SSB MSCI ACWI EX USA IMI SCREENED NONLENDING COMMON TRUST FUND	SSB MSCI ACWI EX USA IMI SCREENED NONLENDING COMMON TRUST FUND	Art. 135 novies	10.043	0,00%
TREVISAN DARIO	Rappr. Des.	SSB MSCI EUROPE SCREENED INDEX NONLENDING COMMON TRUST FUND	SSB MSCI EUROPE SCREENED INDEX NONLENDING COMMON TRUST FUND	Art. 135 novies	43.719	0,00%

Mediobanca S.p.A. Assemblea ordinaria e straordinaria

28 ottobre 2021



Stampa dell'elenco Partecipanti

Nominativo	Tipo Part.	Avente diritto	Titolare strumenti finanziari	Tipo delega	Azioni	%
TREVISAN DARIO	Rappr. Des.	SSB MSCI ITALY INDEX SECURITIESLENDING COMMON TRUST FUND	SSB MSCI ITALY INDEX SECURITIESLENDING COMMON TRUST FUND	Art. 135 novies	515.076	0,06%
TREVISAN DARIO	Rappr. Des.	SSGA MSCI ACWI EX-USA INDEX NON-LENDING DAILY TRUST	SSGA MSCI ACWI EX-USA INDEX NON-LENDING DAILY TRUST	Art. 135 novies	3.559	0,00%
TREVISAN DARIO	Rappr. Des.	SSGA SPDR ETFS EUROPE I PUBLIC LIMITED COMPANY	SSGA SPDR ETFS EUROPE I PUBLIC LIMITED COMPANY	Art. 135 novies	21.093	0,00%
TREVISAN DARIO	Rappr. Des.	SSGA SPDR ETFS EUROPE I PUBLIC LIMITED COMPANY	SSGA SPDR ETFS EUROPE I PUBLIC LIMITED COMPANY	Art. 135 novies	13.384	0,00%
TREVISAN DARIO	Rappr. Des.	SSGA SPDR ETFS EUROPE I PUBLIC LIMITED COMPANY	SSGA SPDR ETFS EUROPE I PUBLIC LIMITED COMPANY	Art. 135 novies	30.511	0,00%
TREVISAN DARIO	Rappr. Des.	SSGA SPDR ETFS EUROPE II PUBLICLIMITED COMPANY	SSGA SPDR ETFS EUROPE II PUBLICLIMITED COMPANY	Art. 135 novies	1.422	0,00%
TREVISAN DARIO	Rappr. Des.	SSGA SPDR ETFS EUROPE II PUBLICLIMITED COMPANY	SSGA SPDR ETFS EUROPE II PUBLICLIMITED COMPANY	Art. 135 novies	40.993	0,00%
TREVISAN DARIO	Rappr. Des.	SSGA SPDR ETFS EUROPE II PUBLICLIMITED COMPANY	SSGA SPDR ETFS EUROPE II PUBLICLIMITED COMPANY	Art. 135 novies	1.222	0,00%
TREVISAN DARIO	Rappr. Des.	SSGA SPDR ETFS EUROPE II PUBLICLIMITED COMPANY	SSGA SPDR ETFS EUROPE II PUBLICLIMITED COMPANY	Art. 135 novies	5.398	0,00%
TREVISAN DARIO	Rappr. Des.	SST GLOB ADV TAX EXEMPT RETIREMENT PLANS	SST GLOB ADV TAX EXEMPT RETIREMENT PLANS	Art. 135 novies	31.756	0,00%
TREVISAN DARIO	Rappr. Des.	SST GLOB ADV TAX EXEMPT RETIREMENT PLANS	SST GLOB ADV TAX EXEMPT RETIREMENT PLANS	Art. 135 novies	71.538	0,01%
TREVISAN DARIO	Rappr. Des.	SST GLOB ADV TAX EXEMPT RETIREMENT PLANS	SST GLOB ADV TAX EXEMPT RETIREMENT PLANS	Art. 135 novies	242.743	0,03%
TREVISAN DARIO	Rappr. Des.	SST GLOB ADV TAX EXEMPT RETIREMENT PLANS	SST GLOB ADV TAX EXEMPT RETIREMENT PLANS	Art. 135 novies	1.090.782	0,12%
TREVISAN DARIO	Rappr. Des.	SST GLOB ADV TAX EXEMPT RETIREMENT PLANS	SST GLOB ADV TAX EXEMPT RETIREMENT PLANS	Art. 135 novies	914.060	0,10%
TREVISAN DARIO	Rappr. Des.	STANDARD BANK OF SOUTH AFRICA LTD	STANDARD BANK OF SOUTH AFRICA LTD	Art. 135 novies	4.987	0,00%
TREVISAN DARIO	Rappr. Des.	STANDARD LIFE INVESTMENTS GLOBAL	STANDARD LIFE INVESTMENTS GLOBAL	Art. 135 novies	25.377	0,00%
TREVISAN DARIO	Rappr. Des.	STANISLAUS COUNTY EMPLOYEES' RETIREMENT ASSOCIATION 832	STANISLAUS COUNTY EMPLOYEES' RETIREMENT ASSOCIATION 832	Art. 135 novies	21.003	0,00%
TREVISAN DARIO	Rappr. Des.	STAR PASTEUR	STAR PASTEUR	Art. 135 novies	20.989	0,00%
TREVISAN DARIO	Rappr. Des.	STATE OF ALASKA RETIREMENT AND BENEFITS PLANS	STATE OF ALASKA RETIREMENT AND BENEFITS PLANS	Art. 135 novies	118.544	0,01%
TREVISAN DARIO	Rappr. Des.	STATE OF IDAHO ENDOWMENT FUND INVESTMENT BOARD	STATE OF IDAHO ENDOWMENT FUND INVESTMENT BOARD	Art. 135 novies	41.725	0,00%
TREVISAN DARIO	Rappr. Des.	STATE OF MINNESOTA	STATE OF MINNESOTA	Art. 135 novies	243.476	0,03%
TREVISAN DARIO	Rappr. Des.	STATE OF NEW JERSEY COMMON PENSION FUND D	STATE OF NEW JERSEY COMMON PENSION FUND D	Art. 135 novies	332.096	0,04%
TREVISAN DARIO	Rappr. Des.	STATE OF NEW MEXICO STATE INVESTMENT COUNCIL	STATE OF NEW MEXICO STATE INVESTMENT COUNCIL	Art. 135 novies	20.500	0,00%
TREVISAN DARIO	Rappr. Des.	STATE OF NEW MEXICO STATE INVESTMENT COUNCIL	STATE OF NEW MEXICO STATE INVESTMENT COUNCIL	Art. 135 novies	32.312	0,00%
TREVISAN DARIO	Rappr. Des.	STATE OF NEW MEXICO STATE INVESTMENT COUNCIL	STATE OF NEW MEXICO STATE INVESTMENT COUNCIL	Art. 135 novies	389.100	0,04%
				Art. 135 novies		

Mediobanca S.p.A. Assemblea ordinaria e straordinaria

28 ottobre 2021



Stampa dell'elenco Partecipanti

Nominativo	Tipo Part.	Avente diritto	Titolare strumenti finanziari	Tipo delega	Azioni	%
TREVISAN DARIO	Rappr. Des.	STATE OF WISCONSIN INVESTMENT BOARD	STATE OF WISCONSIN INVESTMENT BOARD		1	0,00%
TREVISAN DARIO	Rappr. Des.	STATE OF WISCONSIN INVESTMENT BOARD	STATE OF WISCONSIN INVESTMENT BOARD	Art. 135 novies	1	0,00%
TREVISAN DARIO	Rappr. Des.	STATE OF WISCONSIN INVESTMENT BOARD	STATE OF WISCONSIN INVESTMENT BOARD	Art. 135 novies	1	0,00%
TREVISAN DARIO	Rappr. Des.	STATE OF WISCONSIN INVESTMENT BOARD	STATE OF WISCONSIN INVESTMENT BOARD	Art. 135 novies	1	0,00%
TREVISAN DARIO	Rappr. Des.	STATE OF WISCONSIN INVESTMENT BOARD	STATE OF WISCONSIN INVESTMENT BOARD	Art. 135 novies	1	0,00%
TREVISAN DARIO	Rappr. Des.	STATE OF WYOMING	STATE OF WYOMING	Art. 135 novies	28.691	0,00%
TREVISAN DARIO	Rappr. Des.	STATE STREET CCF	STATE STREET CCF	Art. 135 novies	9.261	0,00%
TREVISAN DARIO	Rappr. Des.	STATE STREET GLOBAL ADVISORS GROSS ROLL UP UNIT TRUST	STATE STREET GLOBAL ADVISORS GROSS ROLL UP UNIT TRUST	Art. 135 novies	17.685	0,00%
TREVISAN DARIO	Rappr. Des.	STATE STREET GLOBAL ADVISORS LUXEMBOURG SICAV	STATE STREET GLOBAL ADVISORS LUXEMBOURG SICAV	Art. 135 novies	3.892	0,00%
TREVISAN DARIO	Rappr. Des.	STATE STREET GLOBAL ADVISORS LUXEMBOURG SICAV	STATE STREET GLOBAL ADVISORS LUXEMBOURG SICAV	Art. 135 novies	2.402	0,00%
TREVISAN DARIO	Rappr. Des.	STATE STREET GLOBAL ADVISORS LUXEMBOURG SICAV	STATE STREET GLOBAL ADVISORS LUXEMBOURG SICAV	Art. 135 novies	78.009	0,01%
TREVISAN DARIO	Rappr. Des.	STATE STREET GLOBAL ADVISORS LUXEMBOURG SICAV	STATE STREET GLOBAL ADVISORS LUXEMBOURG SICAV	Art. 135 novies	48.766	0,01%
TREVISAN DARIO	Rappr. Des.	STATE STREET GLOBAL ADVISORS LUXEMBOURG SICAV	STATE STREET GLOBAL ADVISORS LUXEMBOURG SICAV	Art. 135 novies	62.780	0,01%
TREVISAN DARIO	Rappr. Des.	STATE STREET GLOBAL ADVISORS LUXEMBOURG SICAV	STATE STREET GLOBAL ADVISORS LUXEMBOURG SICAV	Art. 135 novies	58.402	0,01%
TREVISAN DARIO	Rappr. Des.	STATE STREET GLOBAL ADVISORS LUXEMBOURG SICAV	STATE STREET GLOBAL ADVISORS LUXEMBOURG SICAV	Art. 135 novies	8.022	0,00%
TREVISAN DARIO	Rappr. Des.	STATE STREET GLOBAL ALL CAP EQUITY EXUS INDEX PORTFOLIO	STATE STREET GLOBAL ALL CAP EQUITY EXUS INDEX PORTFOLIO	Art. 135 novies	77.174	0,01%
TREVISAN DARIO	Rappr. Des.	STATE STREET GLOBAL INDEX PLUS TRUST	STATE STREET GLOBAL INDEX PLUS TRUST	Art. 135 novies	3.259	0,00%
TREVISAN DARIO	Rappr. Des.	STATE STREET INTERNATIONAL DEVELOPED EQUITY INDEX PORTFOLIO	STATE STREET INTERNATIONAL DEVELOPED EQUITY INDEX PORTFOLIO	Art. 135 novies	157.610	0,02%
TREVISAN DARIO	Rappr. Des.	STATE STREET INTERNATIONAL EQUITIES INDEX TRUST LEVEL 15	STATE STREET INTERNATIONAL EQUITIES INDEX TRUST LEVEL 15	Art. 135 novies	13.838	0,00%
TREVISAN DARIO	Rappr. Des.	STATE STREET IRELAND UNIT TRUST	STATE STREET IRELAND UNIT TRUST	Art. 135 novies	7.476	0,00%
TREVISAN DARIO	Rappr. Des.	STATE STREET IRELAND UNIT TRUST	STATE STREET IRELAND UNIT TRUST	Art. 135 novies	587	0,00%
TREVISAN DARIO	Rappr. Des.	STATE STREET TOTAL RETURN VIS FUND	STATE STREET TOTAL RETURN VIS FUND	Art. 135 novies	8.321	0,00%
TREVISAN DARIO	Rappr. Des.	STATE STREET WORLD ENHANCED SECURITIES LENDING COMMON TRUST FUND	STATE STREET WORLD ENHANCED SECURITIES LENDING COMMON TRUST FUND	Art. 135 novies	25.079	0,00%
TREVISAN DARIO	Rappr. Des.	STATE TEACHERS RETIREMENT SYSTEM OF OHIO	STATE TEACHERS RETIREMENT SYSTEM OF OHIO	Art. 135 novies	1.457.550	0,16%
TREVISAN DARIO	Rappr. Des.	STELLAR INSURANCE, LTD.	STELLAR INSURANCE, LTD.	Art. 135 novies	2.611	0,00%

Mediobanca S.p.A. Assemblea ordinaria e straordinaria

28 ottobre 2021



Stampa dell'elenco Partecipanti

Nominativo	Tipo Part.	Avente diritto	Titolare strumenti finanziari	Tipo delega	Azioni	%
TREVISAN DARIO	Rappr. Des.	STERLING CAPITAL BEHAVIORAL INTERNATIONAL EQUITY FUND	STERLING CAPITAL BEHAVIORAL INTERNATIONAL EQUITY FUND	Art. 135 novies	67.550	0,01%
TREVISAN DARIO	Rappr. Des.	STEUART L. WALTON FAMILY TRUST UAD 3/19/13	STEUART L. WALTON FAMILY TRUST UAD 3/19/13	Art. 135 novies	1.446	0,00%
TREVISAN DARIO	Rappr. Des.	STEWARDSHIP FOUNDATION-WYRF4889002	STEWARDSHIP FOUNDATION-WYRF4889002	Art. 135 novies	1.119	0,00%
TREVISAN DARIO	Rappr. Des.	STICHTING AHOLD DELHAIZE PENSIOEN	STICHTING AHOLD DELHAIZE PENSIOEN	Art. 135 novies	54.021	0,01%
TREVISAN DARIO	Rappr. Des.	STICHTING BEDRIJFSTAKPENSIOENFONDS VOOR DE DETAILHANDEL	STICHTING BEDRIJFSTAKPENSIOENFONDS VOOR DE DETAILHANDEL	Art. 135 novies	186.371	0,02%
TREVISAN DARIO	Rappr. Des.	STICHTING BEDRIJFSTAKPENSIOENFONDS VOOR DE MEUBELI NDUSTRIE EN MEUBILERINGSBEDRIJ	STICHTING BEDRIJFSTAKPENSIOENFONDS VOOR DE MEUBELI NDUSTRIE EN MEUBILERINGSBEDRIJ	Art. 135 novies	51.086	0,01%
TREVISAN DARIO	Rappr. Des.	STICHTING BEDRIJFSTAKPENSIOENFONDS VOOR HET LEVENSMIDDELENBEDRIJF	STICHTING BEDRIJFSTAKPENSIOENFONDS VOOR HET LEVENSMIDDELENBEDRIJF	Art. 135 novies	20.113	0,00%
TREVISAN DARIO	Rappr. Des.	STICHTING BEDRIJFSTAKPENSIOENFONDS VOOR HET SCHOONMAAK EN GL.	STICHTING BEDRIJFSTAKPENSIOENFONDS VOOR HET SCHOONMAAK EN GL.	Art. 135 novies	29.532	0,00%
TREVISAN DARIO	Rappr. Des.	STICHTING BEDRIJFSTAKPENSIOENFONDS ZORGVERZEKERAARS..	STICHTING BEDRIJFSTAKPENSIOENFONDS ZORGVERZEKERAARS..	Art. 135 novies	46.390	0,01%
TREVISAN DARIO	Rappr. Des.	STICHTING BLUE SKY LIQUID ASSET FUNDS	STICHTING BLUE SKY LIQUID ASSET FUNDS	Art. 135 novies	58.400	0,01%
TREVISAN DARIO	Rappr. Des.	STICHTING DEPOSITARY APG DEVELOPED MARKETS EQUITY POOL	STICHTING DEPOSITARY APG DEVELOPED MARKETS EQUITY POOL	Art. 135 novies	56.357	0,01%
TREVISAN DARIO	Rappr. Des.	STICHTING DEPOSITARY APG DEVELOPED MARKETS EQUITY POOL	STICHTING DEPOSITARY APG DEVELOPED MARKETS EQUITY POOL	Art. 135 novies	325.572	0,04%
TREVISAN DARIO	Rappr. Des.	STICHTING DEPOSITARY APG DEVELOPED MARKETS EQUITY POOL	STICHTING DEPOSITARY APG DEVELOPED MARKETS EQUITY POOL	Art. 135 novies	31.146	0,00%
TREVISAN DARIO	Rappr. Des.	STICHTING HEINEKEN PENSIOENFONDS	STICHTING HEINEKEN PENSIOENFONDS	Art. 135 novies	13.362	0,00%
TREVISAN DARIO	Rappr. Des.	STICHTING ING CDC PENSIOENFONDS	STICHTING ING CDC PENSIOENFONDS	Art. 135 novies	9.880	0,00%
TREVISAN DARIO	Rappr. Des.	STICHTING NN CDC PENSIOENFONDS	STICHTING NN CDC PENSIOENFONDS	Art. 135 novies	1.730	0,00%
TREVISAN DARIO	Rappr. Des.	STICHTING PENSIOENFONDS HORECA AND CATERING	STICHTING PENSIOENFONDS HORECA AND CATERING	Art. 135 novies	195.661	0,02%
TREVISAN DARIO	Rappr. Des.	STICHTING PENSIOENFONDS ING..	STICHTING PENSIOENFONDS ING..	Art. 135 novies	54.740	0,01%
TREVISAN DARIO	Rappr. Des.	STICHTING PENSIOENFONDS MEDISCH SPECIALISTEN	STICHTING PENSIOENFONDS MEDISCH SPECIALISTEN	Art. 135 novies	459.980	0,05%
TREVISAN DARIO	Rappr. Des.	STICHTING PENSIOENFONDS NOTARIAAT	STICHTING PENSIOENFONDS NOTARIAAT	Art. 135 novies	13.282	0,00%
TREVISAN DARIO	Rappr. Des.	STICHTING PENSIOENFONDS PGB	STICHTING PENSIOENFONDS PGB	Art. 135 novies	147.700	0,02%
TREVISAN DARIO	Rappr. Des.	STICHTING PENSIOENFONDS PGB	STICHTING PENSIOENFONDS PGB	Art. 135 novies	140.888	0,02%
TREVISAN DARIO	Rappr. Des.	STICHTING PENSIOENFONDS PGB	STICHTING PENSIOENFONDS PGB	Art. 135 novies	312.724	0,04%
TREVISAN DARIO	Rappr. Des.	STICHTING PENSIOENFONDS PROVISUM	STICHTING PENSIOENFONDS PROVISUM	Art. 135 novies	2.658	0,00%
TREVISAN DARIO	Rappr. Des.	STICHTING PENSIOENFONDS RAIL AND OPENBAAR VERVOER	STICHTING PENSIOENFONDS RAIL AND OPENBAAR VERVOER	Art. 135 novies	15.489	0,00%
TREVISAN DARIO	Rappr. Des.	STICHTING PENSIOENFONDS SAGITTARIUS	STICHTING PENSIOENFONDS SAGITTARIUS	Art. 135 novies	16.543	0,00%

Mediobanca S.p.A. Assemblea ordinaria e straordinaria

28 ottobre 2021



Stampa dell'elenco Partecipanti

Nominativo	Tipo Part.	Avente diritto	Titolare strumenti finanziari	Tipo delega	Azioni	%
TREVISAN DARIO	Rappr. Des.	STICHTING PGGM DEPOSITARY	STICHTING PGGM DEPOSITARY	Art. 135 novies	200.331	0,02%
TREVISAN DARIO	Rappr. Des.	STICHTING PGGM DEPOSITARY	STICHTING PGGM DEPOSITARY	Art. 135 novies	184.850	0,02%
TREVISAN DARIO	Rappr. Des.	STICHTING PHILIPS PENSIOENFONDS	STICHTING PHILIPS PENSIOENFONDS	Art. 135 novies	39.860	0,00%
TREVISAN DARIO	Rappr. Des.	STICHTING RABOBANK PENSIOENFONDS	STICHTING RABOBANK PENSIOENFONDS	Art. 135 novies	5.927	0,00%
TREVISAN DARIO	Rappr. Des.	STICHTING SHELL PENSIOENFONDS	STICHTING SHELL PENSIOENFONDS	Art. 135 novies	2.361	0,00%
TREVISAN DARIO	Rappr. Des.	STOREBRAND LIVSFORSIKRING AS	STOREBRAND LIVSFORSIKRING AS	Art. 135 novies	5.139	0,00%
TREVISAN DARIO	Rappr. Des.	STRATEGIC INTERNATIONAL EQUITY FUND	STRATEGIC INTERNATIONAL EQUITY FUND	Art. 135 novies	24.160	0,00%
TREVISAN DARIO	Rappr. Des.	SUBSIDIZED SCHOOLS PROVIDENT FUND	SUBSIDIZED SCHOOLS PROVIDENT FUND	Art. 135 novies	6.404	0,00%
TREVISAN DARIO	Rappr. Des.	SUE ANN ARNALL	SUE ANN ARNALL	Art. 135 novies	7.247	0,00%
TREVISAN DARIO	Rappr. Des.	SUN CHEMICAL LIMITED PENSION SCHEME	SUN CHEMICAL LIMITED PENSION SCHEME	Art. 135 novies	1.810	0,00%
TREVISAN DARIO	Rappr. Des.	SUNAMERICA SERIES TRUST - SA INTERNATIONAL INDEX PORTFOLIO	SUNAMERICA SERIES TRUST - SA INTERNATIONAL INDEX PORTFOLIO	Art. 135 novies	23.873	0,00%
TREVISAN DARIO	Rappr. Des.	SUNAMERICA SERIES TRUST SA BLACKROCK VCP GLOBAL MULTI ASSET PORT	SUNAMERICA SERIES TRUST SA BLACKROCK VCP GLOBAL MULTI ASSET PORT	Art. 135 novies	12.809	0,00%
TREVISAN DARIO	Rappr. Des.	SUNAMERICA SERIES TRUST SA JPM DIVERSIFIED BALANCED PORTFOLIO	SUNAMERICA SERIES TRUST SA JPM DIVERSIFIED BALANCED PORTFOLIO	Art. 135 novies	1.102	0,00%
TREVISAN DARIO	Rappr. Des.	SUNSUPER SUPERANNUATION FUND	SUNSUPER SUPERANNUATION FUND	Art. 135 novies	66.433	0,01%
TREVISAN DARIO	Rappr. Des.	SUPERANNUATION FUNDS MANAGEMENT CORPORATION OF SOUTH AUSTRAL	SUPERANNUATION FUNDS MANAGEMENT CORPORATION OF SOUTH AUSTRAL	Art. 135 novies	5.145	0,00%
TREVISAN DARIO	Rappr. Des.	SYMMETRY LOW VOLATILITY FUND	SYMMETRY LOW VOLATILITY FUND	Art. 135 novies	1	0,00%
TREVISAN DARIO	Rappr. Des.	T. ROWE PRICE FUNDS SICAV	T. ROWE PRICE FUNDS SICAV	Art. 135 novies	16	0,00%
TREVISAN DARIO	Rappr. Des.	T. ROWE PRICE INTERNATIONAL EQUITY INDEX FUND	T. ROWE PRICE INTERNATIONAL EQUITY INDEX FUND	Art. 135 novies	27.943	0,00%
TREVISAN DARIO	Rappr. Des.	T. ROWE PRICE INTERNATIONAL EQUITY INDEX TRUST	T. ROWE PRICE INTERNATIONAL EQUITY INDEX TRUST	Art. 135 novies	24.505	0,00%
TREVISAN DARIO	Rappr. Des.	TACS NON US EQUITY CORE MARKET CONTINUOUS LLC	TACS NON US EQUITY CORE MARKET CONTINUOUS LLC	Art. 135 novies	16.678	0,00%
TREVISAN DARIO	Rappr. Des.	TAIWAN MST CUST FRANKLIN TEMPLETON SINOAM MULTIASSET INCOME	TAIWAN MST CUST FRANKLIN TEMPLETON SINOAM MULTIASSET INCOME	Art. 135 novies	379	0,00%
TREVISAN DARIO	Rappr. Des.	TALCOTT RESOLUTION LIFE INSURANCE COMPANY	TALCOTT RESOLUTION LIFE INSURANCE COMPANY	Art. 135 novies	5.659	0,00%
TREVISAN DARIO	Rappr. Des.	TANGERINE BALANCED GROWTH PORTFOLIO	TANGERINE BALANCED GROWTH PORTFOLIO	Art. 135 novies	10.272	0,00%
TREVISAN DARIO	Rappr. Des.	TANGERINE BALANCED INCOME PORTFOLIO	TANGERINE BALANCED INCOME PORTFOLIO	Art. 135 novies	1.622	0,00%
TREVISAN DARIO	Rappr. Des.	TANGERINE BALANCED PORTFOLIO	TANGERINE BALANCED PORTFOLIO	Art. 135 novies	9.345	0,00%
TREVISAN DARIO	Rappr. Des.	TANGERINE EQUITY GROWTH PORTFOLIO	TANGERINE EQUITY GROWTH PORTFOLIO	Art. 135 novies	13.032	0,00%
TREVISAN DARIO	Rappr. Des.	TCORPIM DEVELOPED MARKETS EQUITIES (HEDGED) FUND	TCORPIM DEVELOPED MARKETS EQUITIES (HEDGED) FUND	Art. 135 novies	14.027	0,00%
TREVISAN DARIO		TCORPIM DEVELOPED MARKETS EQUITIES	TCORPIM DEVELOPED MARKETS EQUITIES	Art. 135 novies	56.561	0,01%

Mediobanca S.p.A. Assemblea ordinaria e straordinaria

28 ottobre 2021



Stampa dell'elenco Partecipanti

Nominativo	Tipo Part.	Avente diritto	Titolare strumenti finanziari	Tipo delega	Azioni	%
TREVISAN DARIO	Rappr. Des.	(SOVEREIGN INVESTOR - HEDGED) FUND	(SOVEREIGN INVESTOR - HEDGED) FUND			
TREVISAN DARIO	Rappr. Des.	TD EMERALD INTERNATIONAL EQUITYINDEX FUND	TD EMERALD INTERNATIONAL EQUITYINDEX FUND	Art. 135 novies	138.301	0,02%
TREVISAN DARIO	Rappr. Des.	TD EUROPEAN INDEX FUND .	TD EUROPEAN INDEX FUND .	Art. 135 novies	3.912	0,00%
TREVISAN DARIO	Rappr. Des.	TD INTERNATIONAL EQUITY INDEX ETF	TD INTERNATIONAL EQUITY INDEX ETF	Art. 135 novies	33.571	0,00%
TREVISAN DARIO	Rappr. Des.	TD MORNINGSTAR ESG INTERNATIONAL EQUITY INDEX ETF	TD MORNINGSTAR ESG INTERNATIONAL EQUITY INDEX ETF	Art. 135 novies	1.247	0,00%
TREVISAN DARIO	Rappr. Des.	TEACHER RETIREMENT SYSTEM OF TEXAS	TEACHER RETIREMENT SYSTEM OF TEXAS	Art. 135 novies	920	0,00%
TREVISAN DARIO	Rappr. Des.	TEACHER RETIREMENT SYSTEM OF TEXAS	TEACHER RETIREMENT SYSTEM OF TEXAS	Art. 135 novies	346	0,00%
TREVISAN DARIO	Rappr. Des.	TEACHER RETIREMENT SYSTEM OF TEXAS	TEACHER RETIREMENT SYSTEM OF TEXAS	Art. 135 novies	116	0,00%
TREVISAN DARIO	Rappr. Des.	TEACHERS RETIREMENT SYSTEM OF GEORGIA	TEACHERS RETIREMENT SYSTEM OF GEORGIA	Art. 135 novies	405.747	0,05%
TREVISAN DARIO	Rappr. Des.	TEACHERS RETIREMENT SYSTEM OF LOUISIANA	TEACHERS RETIREMENT SYSTEM OF LOUISIANA	Art. 135 novies	1	0,00%
TREVISAN DARIO	Rappr. Des.	TEACHERS' RETIREMENT SYSTEM OF OKLAHOMA	TEACHERS' RETIREMENT SYSTEM OF OKLAHOMA	Art. 135 novies	194.646	0,02%
TREVISAN DARIO	Rappr. Des.	TEACHERS' RETIREMENT SYSTEM OF THE STATE OF ILLINOIS	TEACHERS' RETIREMENT SYSTEM OF THE STATE OF ILLINOIS	Art. 135 novies	540.200	0,06%
TREVISAN DARIO	Rappr. Des.	TEACHERS' RETIREMENT SYSTEM OF THE STATE OF ILLINOIS	TEACHERS' RETIREMENT SYSTEM OF THE STATE OF ILLINOIS	Art. 135 novies	79.268	0,01%
TREVISAN DARIO	Rappr. Des.	TELSTRA SUPERANNUATION SCHEME	TELSTRA SUPERANNUATION SCHEME	Art. 135 novies	20.368	0,00%
TREVISAN DARIO	Rappr. Des.	TEXAS EDUCATION AGCY	TEXAS EDUCATION AGCY	Art. 135 novies	132.421	0,01%
TREVISAN DARIO	Rappr. Des.	TEXAS EDUCATION AGENCY	TEXAS EDUCATION AGENCY	Art. 135 novies	10.585	0,00%
TREVISAN DARIO	Rappr. Des.	THE AMERICAN UNIVERSITY IN CAIRO	THE AMERICAN UNIVERSITY IN CAIRO	Art. 135 novies	5.616	0,00%
TREVISAN DARIO	Rappr. Des.	THE ARROWSTREET COMMON CONTRACTUAL FUND	THE ARROWSTREET COMMON CONTRACTUAL FUND	Art. 135 novies	9.174	0,00%
TREVISAN DARIO	Rappr. Des.	THE AVI CHAI FOUNDATION	THE AVI CHAI FOUNDATION	Art. 135 novies	6.130	0,00%
TREVISAN DARIO	Rappr. Des.	THE BANK OF KOREA	THE BANK OF KOREA	Art. 135 novies	23.160	0,00%
TREVISAN DARIO	Rappr. Des.	THE BANK OF KOREA	THE BANK OF KOREA	Art. 135 novies	2.337	0,00%
TREVISAN DARIO	Rappr. Des.	THE BANK OF KOREA	THE BANK OF KOREA	Art. 135 novies	21.899	0,00%
TREVISAN DARIO	Rappr. Des.	THE BANK OF KOREA	THE BANK OF KOREA	Art. 135 novies	31.851	0,00%
TREVISAN DARIO	Rappr. Des.	THE BANK OF NEW YORK MELLON EMPLOYEE BENEFIT COLLECTIVE INV	THE BANK OF NEW YORK MELLON EMPLOYEE BENEFIT COLLECTIVE INV	Art. 135 novies	92.847	0,01%
TREVISAN DARIO	Rappr. Des.	THE BANK OF NEW YORK MELLON EMPLOYEE BENEFIT COLLECTIVE INV	THE BANK OF NEW YORK MELLON EMPLOYEE BENEFIT COLLECTIVE INV	Art. 135 novies	50.497	0,01%
TREVISAN DARIO	Rappr. Des.	THE BANK OF NEW YORK MELLON INTERNATIONAL LIMITED	THE BANK OF NEW YORK MELLON INTERNATIONAL LIMITED	Art. 135 novies	948.405	0,11%
TREVISAN DARIO	Rappr. Des.	THE BANK OF NEW YORK MELLON INTERNATIONAL LIMITED AS TRUS PED WORLD FOSSIL FUEL SCREENED EQUITY INDEX FUND UK	THE BANK OF NEW YORK MELLON INTERNATIONAL LIMITED AS TRUS PED WORLD FOSSIL FUEL SCREENED EQUITY INDEX FUND UK	Art. 135 novies	367	0,00%

Mediobanca S.p.A. Assemblea ordinaria e straordinaria

28 ottobre 2021

Stampa dell'elenco Partecipanti

Nominativo	Tipo Part.	Avente diritto	Titolare strumenti finanziari	Tipo delega	Azioni	%
TREVISAN DARIO	Rappr. Des.	THE BARCLAYS BANK UK RETIREMENT FUND	THE BARCLAYS BANK UK RETIREMENT FUND	Art. 135 novies	1.865	0,00%
TREVISAN DARIO	Rappr. Des.	THE BOARD OF THE PENSION PROTECTION FUND RENAISSANCE	THE BOARD OF THE PENSION PROTECTION FUND RENAISSANCE	Art. 135 novies	5.447	0,00%
TREVISAN DARIO	Rappr. Des.	THE BOARD OF THE PENSION PROTECTION FUND RENAISSANCE	THE BOARD OF THE PENSION PROTECTION FUND RENAISSANCE	Art. 135 novies	22.353	0,00%
TREVISAN DARIO	Rappr. Des.	THE CHERYL D DUFFIELD TRUST UAD 09/12/96 CHERYL D DUFFIELD TTEE	THE CHERYL D DUFFIELD TRUST UAD 09/12/96 CHERYL D DUFFIELD TTEE	Art. 135 novies	2.064	0,00%
TREVISAN DARIO	Rappr. Des.	THE DAVID A DUFFIELD TRUST UAD 07/14/88	THE DAVID A DUFFIELD TRUST UAD 07/14/88	Art. 135 novies	4.414	0,00%
TREVISAN DARIO	Rappr. Des.	THE DFA INTERNATIONAL VALUE SERIESA	THE DFA INTERNATIONAL VALUE SERIESA	Art. 135 novies	261.028	0,03%
TREVISAN DARIO	Rappr. Des.	THE ENDEAVOUR II FUND.	THE ENDEAVOUR II FUND.	Art. 135 novies	2.170	0,00%
TREVISAN DARIO	Rappr. Des.	THE GREATER MANCHESTER PENSION FUND.	THE GREATER MANCHESTER PENSION FUND.	Art. 135 novies	279.426	0,03%
TREVISAN DARIO	Rappr. Des.	THE HARTFORD RETIREMENT PLAN TRUST FOR US EMPLOYEES	THE HARTFORD RETIREMENT PLAN TRUST FOR US EMPLOYEES	Art. 135 novies	3.966	0,00%
TREVISAN DARIO	Rappr. Des.	THE HEALTH FOUNDATION.	THE HEALTH FOUNDATION.	Art. 135 novies	53.116	0,01%
TREVISAN DARIO	Rappr. Des.	THE HIGHCLERE INTERNATIONAL INVESTORS SMID FUND	THE HIGHCLERE INTERNATIONAL INVESTORS SMID FUND	Art. 135 novies	2.115.562	0,24%
TREVISAN DARIO	Rappr. Des.	THE HKSAR GOVERNMENT SCHOLARSHIP FUND	THE HKSAR GOVERNMENT SCHOLARSHIP FUND	Art. 135 novies	347	0,00%
TREVISAN DARIO	Rappr. Des.	THE LABOUR UNION CO-OPERATIVE RETIREMENT FUND	THE LABOUR UNION CO-OPERATIVE RETIREMENT FUND	Art. 135 novies	7.481	0,00%
TREVISAN DARIO	Rappr. Des.	THE LABOUR UNION CO-OPERATIVE RETIREMENT FUND	THE LABOUR UNION CO-OPERATIVE RETIREMENT FUND	Art. 135 novies	3.252	0,00%
TREVISAN DARIO	Rappr. Des.	THE MASTER TRUST BANK OF JAPAN LTD RE: HITACHI FOREIGN EQUITY INDEX MOTHER FUND	THE MASTER TRUST BANK OF JAPAN LTD RE: HITACHI FOREIGN EQUITY INDEX MOTHER FUND	Art. 135 novies	10.676	0,00%
TREVISAN DARIO	Rappr. Des.	THE MASTER TRUST BANK OF JAPAN LTD. RE: MANULIFE INTERNATIONAL EQUITY INDEX MOTHER FUND	THE MASTER TRUST BANK OF JAPAN LTD. RE: MANULIFE INTERNATIONAL EQUITY INDEX MOTHER FUND	Art. 135 novies	1.677	0,00%
TREVISAN DARIO	Rappr. Des.	THE MASTER TRUST BANK OF JAPAN, LTD. AS TRUSTEE FOR MTBJ400045828	THE MASTER TRUST BANK OF JAPAN, LTD. AS TRUSTEE FOR MTBJ400045828	Art. 135 novies	346.037	0,04%
TREVISAN DARIO	Rappr. Des.	THE MASTER TRUST BANK OF JAPAN, LTD. AS TRUSTEE FOR MTBJ400045832	THE MASTER TRUST BANK OF JAPAN, LTD. AS TRUSTEE FOR MTBJ400045832	Art. 135 novies	91.521	0,01%
TREVISAN DARIO	Rappr. Des.	THE MASTER TRUST BANK OF JAPAN, LTD. AS TRUSTEE FOR MTBJ400045872	THE MASTER TRUST BANK OF JAPAN, LTD. AS TRUSTEE FOR MTBJ400045872	Art. 135 novies	235.686	0,03%
TREVISAN DARIO	Rappr. Des.	THE MASTER TRUST BANK OF JAPAN, LTD. AS TRUSTEE FOR ORGANIZATION FOR WORKERS' RETIREMENT ALLOWANCE MUTUAL AID	THE MASTER TRUST BANK OF JAPAN, LTD. AS TRUSTEE FOR ORGANIZATION FOR WORKERS' RETIREMENT ALLOWANCE MUTUAL AID	Art. 135 novies	14.218	0,00%
TREVISAN DARIO	Rappr. Des.	THE MASTER TRUST BANK OF JAPAN, LTD. AS TRUSTEE FOR FEDERATION OF NATIONAL PUBLIC SERVICE PERSONNEL MUTUAL AID ASSOCIATI	THE MASTER TRUST BANK OF JAPAN, LTD. AS TRUSTEE FOR FEDERATION OF NATIONAL PUBLIC SERVICE PERSONNEL MUTUAL AID ASSOCIATI	Art. 135 novies	33.750	0,00%
TREVISAN DARIO	Rappr. Des.	THE MASTER TRUST BANK OF JAPAN, LTD. AS	THE MASTER TRUST BANK OF JAPAN, LTD. AS	Art. 135 novies	12.375	0,00%

Mediobanca S.p.A. Assemblea ordinaria e straordinaria

28 ottobre 2021

Stampa dell'elenco Partecipanti

Nominativo	Tipo Part.	Avente diritto	Titolare strumenti finanziari	Tipo delega	Azioni	%
TREVISAN DARIO	Rappr. Des.	TRUSTEE FOR FEDERATION OF NATIONAL PUBLIC SERVICE PERSONNEL MUTUAL AID ASSOCIATI THE MASTER TRUST BANK OF JAPAN, LTD. AS TRUSTEE FOR MTBJ400045829	TRUSTEE FOR FEDERATION OF NATIONAL PUBLIC SERVICE PERSONNEL MUTUAL AID ASSOCIATI THE MASTER TRUST BANK OF JAPAN, LTD. AS TRUSTEE FOR MTBJ400045829	Art. 135 novies	790.757	0,09%
TREVISAN DARIO	Rappr. Des.	THE MASTER TRUST BANK OF JAPAN, LTD. AS TRUSTEE FOR MUTB400045792	THE MASTER TRUST BANK OF JAPAN, LTD. AS TRUSTEE FOR MUTB400045792	Art. 135 novies	288.453	0,03%
TREVISAN DARIO	Rappr. Des.	THE MASTER TRUST BANK OF JAPAN, LTD. AS TRUSTEE FOR MUTB400045794	THE MASTER TRUST BANK OF JAPAN, LTD. AS TRUSTEE FOR MUTB400045794	Art. 135 novies	1.394.561	0,16%
TREVISAN DARIO	Rappr. Des.	THE MASTER TRUST BANK OF JAPAN, LTD. AS TRUSTEE FOR MUTB400045795	THE MASTER TRUST BANK OF JAPAN, LTD. AS TRUSTEE FOR MUTB400045795	Art. 135 novies	478.779	0,05%
TREVISAN DARIO	Rappr. Des.	THE MASTER TRUST BANK OF JAPAN, LTD. AS TRUSTEE FOR NATIONAL PENSION FUND ASSOCIATION 400037061	THE MASTER TRUST BANK OF JAPAN, LTD. AS TRUSTEE FOR NATIONAL PENSION FUND ASSOCIATION 400037061	Art. 135 novies	17.982	0,00%
TREVISAN DARIO	Rappr. Des.	THE MASTER TRUST BANK OF JAPAN, LTD. AS TRUSTEE FOR ORGANIZATION FOR WORKERS' RETIREMENT ALLOWANCE MUTUAL AID	THE MASTER TRUST BANK OF JAPAN, LTD. AS TRUSTEE FOR ORGANIZATION FOR WORKERS' RETIREMENT ALLOWANCE MUTUAL AID	Art. 135 novies	8.740	0,00%
TREVISAN DARIO	Rappr. Des.	THE MASTER TRUST BANK OF JAPAN, LTD. RE: MUTB400021492	THE MASTER TRUST BANK OF JAPAN, LTD. RE: MUTB400021492	Art. 135 novies	18.080	0,00%
TREVISAN DARIO	Rappr. Des.	THE MASTER TRUST BANK OF JAPAN, LTD. RE: MUTB400021536	THE MASTER TRUST BANK OF JAPAN, LTD. RE: MUTB400021536	Art. 135 novies	51.512	0,01%
TREVISAN DARIO	Rappr. Des.	THE MASTER TRUST BANK OF JAPAN, LTD. RE: NZAM EURO STOXX (JPY HEDGED) (PRIVATELY PLACED INVESTMENT TRUST)	THE MASTER TRUST BANK OF JAPAN, LTD. RE: NZAM EURO STOXX (JPY HEDGED) (PRIVATELY PLACED INVESTMENT TRUST)	Art. 135 novies	79.717	0,01%
TREVISAN DARIO	Rappr. Des.	THE MEDICAL AND DENTAL DEFENCE UNION OF SCOTLAND	THE MEDICAL AND DENTAL DEFENCE UNION OF SCOTLAND	Art. 135 novies	24.525	0,00%
TREVISAN DARIO	Rappr. Des.	THE METHODIST HOSPITAL	THE METHODIST HOSPITAL	Art. 135 novies	81.600	0,01%
TREVISAN DARIO	Rappr. Des.	THE MOTOROLA PENSION SCHEME	THE MOTOROLA PENSION SCHEME	Art. 135 novies	3.333	0,00%
TREVISAN DARIO	Rappr. Des.	THE NATURE CONSERVANCY WORLDWIDE OFFICE	THE NATURE CONSERVANCY WORLDWIDE OFFICE	Art. 135 novies	253	0,00%
TREVISAN DARIO	Rappr. Des.	THE NOMURA TRUST AND BANKING CO LTD	THE NOMURA TRUST AND BANKING CO LTD	Art. 135 novies	20.050	0,00%
TREVISAN DARIO	Rappr. Des.	THE NOMURA TRUST AND BANKING CO LTD	THE NOMURA TRUST AND BANKING CO LTD	Art. 135 novies	2.222	0,00%
TREVISAN DARIO	Rappr. Des.	THE NORTHERN TRUST COMPANY SUB-ADVISED COLLECTIVE FUNDS TRUS	THE NORTHERN TRUST COMPANY SUB-ADVISED COLLECTIVE FUNDS TRUS	Art. 135 novies	630.300	0,07%
TREVISAN DARIO	Rappr. Des.	THE NORTHERN TRUST COMPANY SUB-ADVISED COLLECTIVE FUNDS TRUS	THE NORTHERN TRUST COMPANY SUB-ADVISED COLLECTIVE FUNDS TRUS	Art. 135 novies	205.800	0,02%
TREVISAN DARIO	Rappr. Des.	THE OTTERBEIN FAMILY TRUST UAD 09/28/07 VICTORIA OTTERBEIN & THOMAS OTTERBEIN TTEES	THE OTTERBEIN FAMILY TRUST UAD 09/28/07 VICTORIA OTTERBEIN & THOMAS OTTERBEIN TTEES	Art. 135 novies	1.469	0,00%
TREVISAN DARIO	Rappr. Des.	THE PENSION BOARDS - UNITED CHURCH OF CHRIST INC.	THE PENSION BOARDS - UNITED CHURCH OF CHRIST INC.	Art. 135 novies	3.231	0,00%
TREVISAN DARIO	Rappr. Des.	THE PRUDENTIAL INSURANCE COMPANY OF AMERICA	THE PRUDENTIAL INSURANCE COMPANY OF AMERICA	Art. 135 novies	20.783	0,00%
				Art. 135 novies		

Mediobanca S.p.A. Assemblea ordinaria e straordinaria

28 ottobre 2021



Stampa dell'elenco Partecipanti

Nominativo	Tipo Part.	Avente diritto	Titolare strumenti finanziari	Tipo delega	Azioni	%
TREVISAN DARIO	Rappr. Des.	THE PRUDENTIAL INSURANCE COMPANY OF AMERICA	THE PRUDENTIAL INSURANCE COMPANY OF AMERICA		2.945	0,00%
TREVISAN DARIO	Rappr. Des.	THE REGENTS OF THE UNIVERSITY OF CALIFORNIA	THE REGENTS OF THE UNIVERSITY OF CALIFORNIA	Art. 135 novies	319.353	0,04%
TREVISAN DARIO	Rappr. Des.	THE REGENTS OF THE UNIVERSITY OF CALIFORNIA	THE REGENTS OF THE UNIVERSITY OF CALIFORNIA	Art. 135 novies	19.040	0,00%
TREVISAN DARIO	Rappr. Des.	THE REGENTS OF THE UNIVERSITY OF CALIFORNIA	THE REGENTS OF THE UNIVERSITY OF CALIFORNIA	Art. 135 novies	6.700	0,00%
TREVISAN DARIO	Rappr. Des.	THE REGENTS OF THE UNIVERSITY OF CALIFORNIA	THE REGENTS OF THE UNIVERSITY OF CALIFORNIA	Art. 135 novies	57.157	0,01%
TREVISAN DARIO	Rappr. Des.	THE REGENTS OF THE UNIVERSITY OF CALIFORNIA	THE REGENTS OF THE UNIVERSITY OF CALIFORNIA	Art. 135 novies	108.966	0,01%
TREVISAN DARIO	Rappr. Des.	THE SEVENTH SWEDISH NATIONAL PENSION FUND AP 7 EQUITY FUN	THE SEVENTH SWEDISH NATIONAL PENSION FUND AP 7 EQUITY FUN	Art. 135 novies	1	0,00%
TREVISAN DARIO	Rappr. Des.	THE SEVENTH SWEDISH NATIONAL PENSION FUND AP 7 EQUITY FUND	THE SEVENTH SWEDISH NATIONAL PENSION FUND AP 7 EQUITY FUND	Art. 135 novies	1	0,00%
TREVISAN DARIO	Rappr. Des.	THE SOUTHERN COMPANY SYSTEM MASTER RETIREMENT TRUST	THE SOUTHERN COMPANY SYSTEM MASTER RETIREMENT TRUST	Art. 135 novies	28.130	0,00%
TREVISAN DARIO	Rappr. Des.	THE STATE OF CONNECTICUT ACTING THROUGH ITS TREASURER	THE STATE OF CONNECTICUT ACTING THROUGH ITS TREASURER	Art. 135 novies	90.885	0,01%
TREVISAN DARIO	Rappr. Des.	THE TRUST FOR AGE UK FUNERAL PLANS	THE TRUST FOR AGE UK FUNERAL PLANS	Art. 135 novies	2.089	0,00%
TREVISAN DARIO	Rappr. Des.	THE TRUSTEES OF THE HENRY SMITH CHARITY	THE TRUSTEES OF THE HENRY SMITH CHARITY	Art. 135 novies	15.519	0,00%
TREVISAN DARIO	Rappr. Des.	THE UNIVERSITY COURT OF THE UNIVERSITY OF GLASGOW	THE UNIVERSITY COURT OF THE UNIVERSITY OF GLASGOW	Art. 135 novies	5.666	0,00%
TREVISAN DARIO	Rappr. Des.	THE WALT DISNEY COMPANY RETIREMENT PLAN MASTER TRUST	THE WALT DISNEY COMPANY RETIREMENT PLAN MASTER TRUST	Art. 135 novies	14.897	0,00%
TREVISAN DARIO	Rappr. Des.	THOMAS L. WALTON FAMILY TRUST UAD 03/19/13	THOMAS L. WALTON FAMILY TRUST UAD 03/19/13	Art. 135 novies	6.064	0,00%
TREVISAN DARIO	Rappr. Des.	THRIFT SAVINGS PLAN	THRIFT SAVINGS PLAN	Art. 135 novies	2.418.689	0,27%
TREVISAN DARIO	Rappr. Des.	THRIVENT CORE INTERNATIONAL EQUITY FUND	THRIVENT CORE INTERNATIONAL EQUITY FUND	Art. 135 novies	285.431	0,03%
TREVISAN DARIO	Rappr. Des.	THRIVENT GLOBAL STOCK FUND	THRIVENT GLOBAL STOCK FUND	Art. 135 novies	228.374	0,03%
TREVISAN DARIO	Rappr. Des.	THRIVENT GLOBAL STOCK PORTFOLIO	THRIVENT GLOBAL STOCK PORTFOLIO	Art. 135 novies	159.630	0,02%
TREVISAN DARIO	Rappr. Des.	THRIVENT INTERNATIONAL ALLOCATION FUND	THRIVENT INTERNATIONAL ALLOCATION FUND	Art. 135 novies	279.185	0,03%
TREVISAN DARIO	Rappr. Des.	THRIVENT INTERNATIONAL ALLOCATION PORTFOLIO	THRIVENT INTERNATIONAL ALLOCATION PORTFOLIO	Art. 135 novies	577.611	0,07%
TREVISAN DARIO	Rappr. Des.	THRIVENT INTERNATIONAL INDEX PORTFOLIO	THRIVENT INTERNATIONAL INDEX PORTFOLIO	Art. 135 novies	5.871	0,00%
TREVISAN DARIO	Rappr. Des.	THYSSEN GLOBAL INVESTMENTS CORP	THYSSEN GLOBAL INVESTMENTS CORP	Art. 135 novies	397	0,00%
TREVISAN DARIO	Rappr. Des.	TIAACREF INTERNATIONAL EQUITY INDEX FUND	TIAACREF INTERNATIONAL EQUITY INDEX FUND	Art. 135 novies	672.087	0,08%
TREVISAN DARIO	Rappr. Des.	TMI 2 SOLUTIONS TAX QUALIFIED NUCLEAR DECOMMISSIONING TRUST	TMI 2 SOLUTIONS TAX QUALIFIED NUCLEAR DECOMMISSIONING TRUST	Art. 135 novies	2.797	0,00%
TREVISAN DARIO	Rappr. Des.	TMI 2 SOLUTIONS TAX QUALIFIED NUCLEAR DECOMMISSIONING TRUST	TMI 2 SOLUTIONS TAX QUALIFIED NUCLEAR DECOMMISSIONING TRUST	Art. 135 novies	2.231	0,00%
TREVISAN DARIO	Rappr. Des.	TOSCO-FIN S.R.L.	TOSCO-FIN S.R.L.	Art. 135 novies	300.000	0,03%

Mediobanca S.p.A. Assemblea ordinaria e straordinaria

28 ottobre 2021

Stampa dell'elenco Partecipanti

Nominativo	Tipo Part.	Avente diritto	Titolare strumenti finanziari	Tipo delega	Azioni	%
TREVISAN DARIO	Rappr. Des.	TOSCO-FIN S.R.L.	TOSCO-FIN S.R.L.	Art. 135 novies	3.465.000	0,39%
TREVISAN DARIO	Rappr. Des.	TOTAL INTERNATIONAL EX U.S. INDEX MASTER PORTFOLIO OF MASTER INV	TOTAL INTERNATIONAL EX U.S. INDEX MASTER PORTFOLIO OF MASTER INV	Art. 135 novies	40.061	0,00%
TREVISAN DARIO	Rappr. Des.	TRANSAMERICA INTERNATIONAL EQUITY INDEX VP	TRANSAMERICA INTERNATIONAL EQUITY INDEX VP	Art. 135 novies	2.679	0,00%
TREVISAN DARIO	Rappr. Des.	TRANSAMERICA MORGAN STANLEY GLOBAL ALLOCATION VP	TRANSAMERICA MORGAN STANLEY GLOBAL ALLOCATION VP	Art. 135 novies	8.712	0,00%
TREVISAN DARIO	Rappr. Des.	TREASURER OF THE STATE OF NORTH CAROLINA EQUITY INVESTMENT	TREASURER OF THE STATE OF NORTH CAROLINA EQUITY INVESTMENT	Art. 135 novies	133.910	0,02%
TREVISAN DARIO	Rappr. Des.	TRINITY COLLEGE CAMBRIDGE	TRINITY COLLEGE CAMBRIDGE	Art. 135 novies	6.577	0,00%
TREVISAN DARIO	Rappr. Des.	TRUST & CUSTODY SERVICES BANK LTD AS TRUSTEE FOR PENSION INVESTMENT FUND TRUST NUMBER 10	TRUST & CUSTODY SERVICES BANK LTD AS TRUSTEE FOR PENSION INVESTMENT FUND TRUST NUMBER 10	Art. 135 novies	19.685	0,00%
TREVISAN DARIO	Rappr. Des.	TRUST & CUSTODY SERVICES BANK LTD AS TRUSTEE FOR PENSION INVESTMENT FUND TRUST NUMBER 21	TRUST & CUSTODY SERVICES BANK LTD AS TRUSTEE FOR PENSION INVESTMENT FUND TRUST NUMBER 21	Art. 135 novies	4.256	0,00%
TREVISAN DARIO	Rappr. Des.	TRUST & CUSTODY SERVICES BANK LTD AS TRUSTEE FOR PENSION INVESTMENT FUND TRUST NUMBER 3	TRUST & CUSTODY SERVICES BANK LTD AS TRUSTEE FOR PENSION INVESTMENT FUND TRUST NUMBER 3	Art. 135 novies	39.120	0,00%
TREVISAN DARIO	Rappr. Des.	TRUST & CUSTODY SERVICES BANK LTD AS TRUSTEE FOR PENSION INVESTMENT FUND TRUST NUMBER 8	TRUST & CUSTODY SERVICES BANK LTD AS TRUSTEE FOR PENSION INVESTMENT FUND TRUST NUMBER 8	Art. 135 novies	2.252	0,00%
TREVISAN DARIO	Rappr. Des.	TRUST I AB GLOBAL DYNAMIC ALLOCATION PORTFOLIO	TRUST I AB GLOBAL DYNAMIC ALLOCATION PORTFOLIO	Art. 135 novies	38.756	0,00%
TREVISAN DARIO	Rappr. Des.	TWO SIGMA ABSOLUTE RETURN-PORTFOLIO LLC EMEA TRADING	TWO SIGMA ABSOLUTE RETURN-PORTFOLIO LLC EMEA TRADING	Art. 135 novies	281.985	0,03%
TREVISAN DARIO	Rappr. Des.	TWU SUPERANNUATION FUND	TWU SUPERANNUATION FUND	Art. 135 novies	1.994	0,00%
TREVISAN DARIO	Rappr. Des.	TXU GENERATION COMPANY LP QUAL NUCLEAR DECOMMISSIONING TRUS	TXU GENERATION COMPANY LP QUAL NUCLEAR DECOMMISSIONING TRUS	Art. 135 novies	1.878	0,00%
TREVISAN DARIO	Rappr. Des.	UBS (IRL) ETF PLC - S&P 500 ESG UCITS ETF (ENGLISH)	UBS (IRL) ETF PLC - S&P 500 ESG UCITS ETF (ENGLISH)	Art. 135 novies	268	0,00%
TREVISAN DARIO	Rappr. Des.	UBS (IRL) ETF PLC - S&P 500 ESG UCITS ETF (ENGLISH)	UBS (IRL) ETF PLC - S&P 500 ESG UCITS ETF (ENGLISH)	Art. 135 novies	7.461	0,00%
TREVISAN DARIO	Rappr. Des.	UBS (IRL) ETF PLC - S&P 500 ESG UCITS ETF (ENGLISH)	UBS (IRL) ETF PLC - S&P 500 ESG UCITS ETF (ENGLISH)	Art. 135 novies	4.946	0,00%
TREVISAN DARIO	Rappr. Des.	UBS (IRL) ETF PLC - S&P 500 ESG UCITS ETF (ENGLISH)	UBS (IRL) ETF PLC - S&P 500 ESG UCITS ETF (ENGLISH)	Art. 135 novies	822	0,00%
TREVISAN DARIO	Rappr. Des.	UBS (IRL) ETF PLC - S&P 500 ESG UCITS ETF (ENGLISH)	UBS (IRL) ETF PLC - S&P 500 ESG UCITS ETF (ENGLISH)	Art. 135 novies	2.275	0,00%
TREVISAN DARIO	Rappr. Des.	UBS (IRL) ETF PLC - S&P 500 ESG UCITS ETF (ENGLISH)	UBS (IRL) ETF PLC - S&P 500 ESG UCITS ETF (ENGLISH)	Art. 135 novies	3.758	0,00%
TREVISAN DARIO	Rappr. Des.	UBS (IRL) ETF PLC - S&P 500 ESG UCITS ETF (ENGLISH)	UBS (IRL) ETF PLC - S&P 500 ESG UCITS ETF (ENGLISH)	Art. 135 novies	23.205	0,00%
TREVISAN DARIO	Rappr. Des.	UBS (IRL) ETF PLC - S&P 500 ESG UCITS ETF (ENGLISH)	UBS (IRL) ETF PLC - S&P 500 ESG UCITS ETF (ENGLISH)	Art. 135 novies	802	0,00%
TREVISAN DARIO	Rappr. Des.	UBS (IRL) ETF PLC - S&P 500 ESG UCITS ETF (ENGLISH)	UBS (IRL) ETF PLC - S&P 500 ESG UCITS ETF (ENGLISH)	Art. 135 novies	762	0,00%
TREVISAN DARIO	Rappr. Des.	UBS (US) GROUP TRUST	UBS (US) GROUP TRUST	Art. 135 novies	42.195	0,00%
TREVISAN DARIO	Rappr. Des.	UBS ASSET MANAGEMENT LIFE LTD	UBS ASSET MANAGEMENT LIFE LTD	Art. 135 novies	10.870	0,00%
TREVISAN DARIO	Rappr. Des.	UBS ASSET MANAGEMENT LIFE LTD	UBS ASSET MANAGEMENT LIFE LTD	Art. 135 novies	2.738	0,00%

Mediobanca S.p.A. Assemblea ordinaria e straordinaria

28 ottobre 2021



Stampa dell'elenco Partecipanti

Nominativo	Tipo Part.	Avente diritto	Titolare strumenti finanziari	Tipo delega	Azioni	%
TREVISAN DARIO	Rappr. Des.	UBS ASSET MANAGEMENT LIFE LTD	UBS ASSET MANAGEMENT LIFE LTD	Art. 135 novies	9.515	0,00%
TREVISAN DARIO	Rappr. Des.	UBS ASSET MANAGEMENT LIFE LTD	UBS ASSET MANAGEMENT LIFE LTD	Art. 135 novies	28.867	0,00%
TREVISAN DARIO	Rappr. Des.	UBS ASSET MANAGEMENT LIFE LTD	UBS ASSET MANAGEMENT LIFE LTD	Art. 135 novies	28.658	0,00%
TREVISAN DARIO	Rappr. Des.	UBS COMMON CONTRACTUAL FUND	UBS COMMON CONTRACTUAL FUND	Art. 135 novies	1.918	0,00%
TREVISAN DARIO	Rappr. Des.	UBS FTSE RAFI DEVELOPED 1000 INDEX FUND	UBS FTSE RAFI DEVELOPED 1000 INDEX FUND	Art. 135 novies	18.120	0,00%
TREVISAN DARIO	Rappr. Des.	UBS FUND MANAGEMENT (SWITZERLAND) AG ON BEHALF OF ZURICH INVESTINSTITUTIONAL FUNDS - ZIF AKTIEN	UBS FUND MANAGEMENT (SWITZERLAND) AG ON BEHALF OF ZURICH INVESTINSTITUTIONAL FUNDS - ZIF AKTIEN	Art. 135 novies	33.049	0,00%
TREVISAN DARIO	Rappr. Des.	UBS FUND MANAGEMENT (SWITZERLAND) AG.	UBS FUND MANAGEMENT (SWITZERLAND) AG.	Art. 135 novies	7.780	0,00%
TREVISAN DARIO	Rappr. Des.	UBS FUND MANAGEMENT (SWITZERLAND) AG.	UBS FUND MANAGEMENT (SWITZERLAND) AG.	Art. 135 novies	3.550	0,00%
TREVISAN DARIO	Rappr. Des.	UBS FUND MANAGEMENT (SWITZERLAND) AG.	UBS FUND MANAGEMENT (SWITZERLAND) AG.	Art. 135 novies	8.700	0,00%
TREVISAN DARIO	Rappr. Des.	UBS FUND MANAGEMENT (SWITZERLAND) AG.	UBS FUND MANAGEMENT (SWITZERLAND) AG.	Art. 135 novies	22.683	0,00%
TREVISAN DARIO	Rappr. Des.	UBS FUND MANAGEMENT (SWITZERLAND) AG.	UBS FUND MANAGEMENT (SWITZERLAND) AG.	Art. 135 novies	1.283	0,00%
TREVISAN DARIO	Rappr. Des.	UBS IQ MSCI WORLD EX AUSTRALIA ETHICAL ETF	UBS IQ MSCI WORLD EX AUSTRALIA ETHICAL ETF	Art. 135 novies	763	0,00%
TREVISAN DARIO	Rappr. Des.	UBS LUX FUND SOLUTIONS	UBS LUX FUND SOLUTIONS	Art. 135 novies	27.788	0,00%
TREVISAN DARIO	Rappr. Des.	UBS LUX FUND SOLUTIONS	UBS LUX FUND SOLUTIONS	Art. 135 novies	98.395	0,01%
TREVISAN DARIO	Rappr. Des.	UBS LUX FUND SOLUTIONS	UBS LUX FUND SOLUTIONS	Art. 135 novies	13.884	0,00%
TREVISAN DARIO	Rappr. Des.	UBS LUX FUND SOLUTIONS	UBS LUX FUND SOLUTIONS	Art. 135 novies	2.834	0,00%
TREVISAN DARIO	Rappr. Des.	UBS LUX FUND SOLUTIONS	UBS LUX FUND SOLUTIONS	Art. 135 novies	496.865	0,06%
TREVISAN DARIO	Rappr. Des.	UF 6 A	UF 6 A	Art. 135 novies	67.855	0,01%
TREVISAN DARIO	Rappr. Des.	UI-FONDS BAV RBI AKTIEN	UI-FONDS BAV RBI AKTIEN	Art. 135 novies	47.524	0,01%
TREVISAN DARIO	Rappr. Des.	UMR SELECT EUROPE R1	UMR SELECT EUROPE R1	Art. 135 novies	120.937	0,01%
TREVISAN DARIO	Rappr. Des.	UNIFIED ACCUMULATIVE PENSION FUND JOINT STOCK COMPANY	UNIFIED ACCUMULATIVE PENSION FUND JOINT STOCK COMPANY	Art. 135 novies	5.032	0,00%
TREVISAN DARIO	Rappr. Des.	UNIPOLSAI ASSICURAZIONI SPA	UNIPOLSAI ASSICURAZIONI SPA	Art. 135 novies	4.500.000	0,51%
TREVISAN DARIO	Rappr. Des.	UNIPOLSAI ASSICURAZIONI SPA	UNIPOLSAI ASSICURAZIONI SPA	Art. 135 novies	12.855.000	1,45%
TREVISAN DARIO	Rappr. Des.	UNITED CHURCH FUNDS INC	UNITED CHURCH FUNDS INC	Art. 135 novies	25.400	0,00%
TREVISAN DARIO	Rappr. Des.	UNITED NATIONS RELIEF AND WORKS AGENCY FOR PALESTINE REFUGEE	UNITED NATIONS RELIEF AND WORKS AGENCY FOR PALESTINE REFUGEE	Art. 135 novies	3.088	0,00%
TREVISAN DARIO	Rappr. Des.	UNITED TECHNOLOGIES CORPORATIONEMPLOYEE SAVINGS PLAN MASTER TRU	UNITED TECHNOLOGIES CORPORATIONEMPLOYEE SAVINGS PLAN MASTER TRU	Art. 135 novies	79.171	0,01%
TREVISAN DARIO	Rappr. Des.	UNIVERSAL INVESTMENT GESELLSCHAFT MBH FOR KFPT UNIVERSAL FONDS	UNIVERSAL INVESTMENT GESELLSCHAFT MBH FOR KFPT UNIVERSAL FONDS	Art. 135 novies	23.223	0,00%
TREVISAN DARIO	Rappr. Des.	UNIVERSAL INVESTMENT GESELLSCHAFT MBH FOR	UNIVERSAL INVESTMENT GESELLSCHAFT MBH FOR	Art. 135 novies	3.485	0,00%

Mediobanca S.p.A. Assemblea ordinaria e straordinaria

28 ottobre 2021

Stampa dell'elenco Partecipanti

Nominativo	Tipo Part.	Avente diritto	Titolare strumenti finanziari	Tipo delega	Azioni	%
TREVISAN DARIO	Rappr. Des.	KFPT UNIVERSAL FONDS UNIVERSAL INVESTMENT GMBH	KFPT UNIVERSAL FONDS UNIVERSAL INVESTMENT GMBH	Art. 135 novies	22.100	0,00%
TREVISAN DARIO	Rappr. Des.	UNIVERSAL INVESTMENT GMBH	UNIVERSAL INVESTMENT GMBH	Art. 135 novies	119.562	0,01%
TREVISAN DARIO	Rappr. Des.	UNIVERSAL INVESTMENT GMBH	UNIVERSAL INVESTMENT GMBH	Art. 135 novies	74.839	0,01%
TREVISAN DARIO	Rappr. Des.	UNIVERSAL INVESTMENT GMBH	UNIVERSAL INVESTMENT GMBH	Art. 135 novies	25.358	0,00%
TREVISAN DARIO	Rappr. Des.	UNIVERSAL SHIPOWNERS MARINE INSURANCE ASSOCIATION LIMITED	UNIVERSAL SHIPOWNERS MARINE INSURANCE ASSOCIATION LIMITED	Art. 135 novies	2.552	0,00%
TREVISAN DARIO	Rappr. Des.	UNIVERSAL-INVESTMENT-GESELLSCHAFT MBH ON BEHALF OF BAYVK A1-FONDS	UNIVERSAL-INVESTMENT-GESELLSCHAFT MBH ON BEHALF OF BAYVK A1-FONDS	Art. 135 novies	830.400	0,09%
TREVISAN DARIO	Rappr. Des.	UNIVERSAL-INVESTMENT-GESELLSCHAFT MBH ON BEHALF OF BAYVK A4-FONDS	UNIVERSAL-INVESTMENT-GESELLSCHAFT MBH ON BEHALF OF BAYVK A4-FONDS	Art. 135 novies	109.677	0,01%
TREVISAN DARIO	Rappr. Des.	UNIVERSAL-INVESTMENT-GESELLSCHAFT MBH ON BEHALF OF BROCKEN-UI-FONDS	UNIVERSAL-INVESTMENT-GESELLSCHAFT MBH ON BEHALF OF BROCKEN-UI-FONDS	Art. 135 novies	13.104	0,00%
TREVISAN DARIO	Rappr. Des.	UNIVERSAL-INVESTMENT-GESELLSCHAFT MBH ON BEHALF OF EPOTIF MASTERFONDS	UNIVERSAL-INVESTMENT-GESELLSCHAFT MBH ON BEHALF OF EPOTIF MASTERFONDS	Art. 135 novies	31.961	0,00%
TREVISAN DARIO	Rappr. Des.	UNIVERSALINVESTMENTGESELLSCHAFTMBH FOR PROUIFONDS SAA	UNIVERSALINVESTMENTGESELLSCHAFTMBH FOR PROUIFONDS SAA	Art. 135 novies	55.509	0,01%
TREVISAN DARIO	Rappr. Des.	UNIVERSALINVESTMENTGESELLSCHAFTMBH FOR UIFONDS AKTIEN WORLD ESG	UNIVERSALINVESTMENTGESELLSCHAFTMBH FOR UIFONDS AKTIEN WORLD ESG	Art. 135 novies	3.049	0,00%
TREVISAN DARIO	Rappr. Des.	UNIVERSE THE CMI GLOBAL NETWORK FUND - CMI CONTINENTAL EURO	UNIVERSE THE CMI GLOBAL NETWORK FUND - CMI CONTINENTAL EURO	Art. 135 novies	53.017	0,01%
TREVISAN DARIO	Rappr. Des.	UNIVERSITIES SUPERANNUATION SCHEME	UNIVERSITIES SUPERANNUATION SCHEME	Art. 135 novies	341.732	0,04%
TREVISAN DARIO	Rappr. Des.	UNIVERSITY OF GUELPH	UNIVERSITY OF GUELPH	Art. 135 novies	19.300	0,00%
TREVISAN DARIO	Rappr. Des.	UNIVERSITY OF GUELPH FOREIGN PROPERTY TRUST	UNIVERSITY OF GUELPH FOREIGN PROPERTY TRUST	Art. 135 novies	39.700	0,00%
TREVISAN DARIO	Rappr. Des.	UNIVEST.	UNIVEST.	Art. 135 novies	100	0,00%
TREVISAN DARIO	Rappr. Des.	UPS GROUP TRUST	UPS GROUP TRUST	Art. 135 novies	18.274	0,00%
TREVISAN DARIO	Rappr. Des.	UPS GROUP TRUST	UPS GROUP TRUST	Art. 135 novies	35.663	0,00%
TREVISAN DARIO	Rappr. Des.	US LEGACY INCOME COMMON TRUST FUND	US LEGACY INCOME COMMON TRUST FUND	Art. 135 novies	79.771	0,01%
TREVISAN DARIO	Rappr. Des.	UTAH STATE RETIREMENT SYSTEMS	UTAH STATE RETIREMENT SYSTEMS	Art. 135 novies	85.510	0,01%
TREVISAN DARIO	Rappr. Des.	VALIC COMPANY I - INTERNATIONAL SOCIALLY RESPONSIBLE FUNDK	VALIC COMPANY I - INTERNATIONAL SOCIALLY RESPONSIBLE FUNDK	Art. 135 novies	54.420	0,01%
TREVISAN DARIO	Rappr. Des.	VALIC COMPANY I INTERNATIONAL EQUITIES INDEX FUND	VALIC COMPANY I INTERNATIONAL EQUITIES INDEX FUND	Art. 135 novies	59.535	0,01%
TREVISAN DARIO	Rappr. Des.	VANGUARD DEVELOPED MARKETS INDEX FUND	VANGUARD DEVELOPED MARKETS INDEX FUND	Art. 135 novies	4.700.670	0,53%
TREVISAN DARIO	Rappr. Des.	VANGUARD ESG DEVELOPED WORLD ALL CAP EQ INDEX FND UK	VANGUARD ESG DEVELOPED WORLD ALL CAP EQ INDEX FND UK	Art. 135 novies	5.784	0,00%
TREVISAN DARIO	Rappr. Des.	VANGUARD ESG INTERNATIONAL STOCK ETF	VANGUARD ESG INTERNATIONAL STOCK ETF	Art. 135 novies	126.940	0,01%

Mediobanca S.p.A. Assemblea ordinaria e straordinaria

28 ottobre 2021



Stampa dell'elenco Partecipanti

Nominativo	Tipo Part.	Avente diritto	Titolare strumenti finanziari	Tipo delega	Azioni	%
TREVISAN DARIO	Rappr. Des.	VANGUARD ETHICALLY CONSCIOUS INTERNATIONAL SHARES INDEX FUND	VANGUARD ETHICALLY CONSCIOUS INTERNATIONAL SHARES INDEX FUND	Art. 135 novies	27.390	0,00%
TREVISAN DARIO	Rappr. Des.	VANGUARD EUROPEAN STOCK INDEX FUND	VANGUARD EUROPEAN STOCK INDEX FUND	Art. 135 novies	1.487.429	0,17%
TREVISAN DARIO	Rappr. Des.	VANGUARD FIDUCIARY TRUST COMPANY EUROPEAN STOCK INDEX TRUST	VANGUARD FIDUCIARY TRUST COMPANY EUROPEAN STOCK INDEX TRUST	Art. 135 novies	24.591	0,00%
TREVISAN DARIO	Rappr. Des.	VANGUARD FIDUCIARY TRUST COMPANY INSTITUTIONAL TOTAL INTERNATIONAL STOCK MARKET INDEX TRUST	VANGUARD FIDUCIARY TRUST COMPANY INSTITUTIONAL TOTAL INTERNATIONAL STOCK MARKET INDEX TRUST	Art. 135 novies	426.919	0,05%
TREVISAN DARIO	Rappr. Des.	VANGUARD FIDUCIARY TRUST COMPANY INSTITUTIONAL TOTAL INTERNATIONAL STOCK MARKET INDEX TRUST II	VANGUARD FIDUCIARY TRUST COMPANY INSTITUTIONAL TOTAL INTERNATIONAL STOCK MARKET INDEX TRUST II	Art. 135 novies	3.123.318	0,35%
TREVISAN DARIO	Rappr. Des.	VANGUARD FTSE ALL WORLD EX US INDEX FUND	VANGUARD FTSE ALL WORLD EX US INDEX FUND	Art. 135 novies	1.338.063	0,15%
TREVISAN DARIO	Rappr. Des.	VANGUARD FTSE DEVELOPED ALL CAPEX NORTH AMERICA INDEX ETF	VANGUARD FTSE DEVELOPED ALL CAPEX NORTH AMERICA INDEX ETF	Art. 135 novies	72.634	0,01%
TREVISAN DARIO	Rappr. Des.	VANGUARD FTSE DEVELOPED EUROPE ALL CAP INDEX ETF	VANGUARD FTSE DEVELOPED EUROPE ALL CAP INDEX ETF	Art. 135 novies	8.225	0,00%
TREVISAN DARIO	Rappr. Des.	VANGUARD FUNDS PUBLIC LIMITED COMPANY	VANGUARD FUNDS PUBLIC LIMITED COMPANY	Art. 135 novies	44.785	0,01%
TREVISAN DARIO	Rappr. Des.	VANGUARD FUNDS PUBLIC LIMITED COMPANY	VANGUARD FUNDS PUBLIC LIMITED COMPANY	Art. 135 novies	1.496	0,00%
TREVISAN DARIO	Rappr. Des.	VANGUARD FUNDS PUBLIC LIMITED COMPANY	VANGUARD FUNDS PUBLIC LIMITED COMPANY	Art. 135 novies	193.779	0,02%
TREVISAN DARIO	Rappr. Des.	VANGUARD FUNDS PUBLIC LIMITED COMPANY	VANGUARD FUNDS PUBLIC LIMITED COMPANY	Art. 135 novies	132.433	0,01%
TREVISAN DARIO	Rappr. Des.	VANGUARD FUNDS PUBLIC LIMITED COMPANY	VANGUARD FUNDS PUBLIC LIMITED COMPANY	Art. 135 novies	19.374	0,00%
TREVISAN DARIO	Rappr. Des.	VANGUARD FUNDS PUBLIC LIMITED COMPANY	VANGUARD FUNDS PUBLIC LIMITED COMPANY	Art. 135 novies	160.493	0,02%
TREVISAN DARIO	Rappr. Des.	VANGUARD GLOBAL VALUE EQUITY FUND	VANGUARD GLOBAL VALUE EQUITY FUND	Art. 135 novies	12.317	0,00%
TREVISAN DARIO	Rappr. Des.	VANGUARD GLOBAL VALUE FACTOR ETF	VANGUARD GLOBAL VALUE FACTOR ETF	Art. 135 novies	12.126	0,00%
TREVISAN DARIO	Rappr. Des.	VANGUARD INTERNATIONAL SHARES INDEX FUND	VANGUARD INTERNATIONAL SHARES INDEX FUND	Art. 135 novies	186.785	0,02%
TREVISAN DARIO	Rappr. Des.	VANGUARD INTERNATIONAL SHARES SELECT EXCLUSIONS INDEX FUND	VANGUARD INTERNATIONAL SHARES SELECT EXCLUSIONS INDEX FUND	Art. 135 novies	16.987	0,00%
TREVISAN DARIO	Rappr. Des.	VANGUARD INVESTMENT SERIES PUBLIC LIMITED COMPANY	VANGUARD INVESTMENT SERIES PUBLIC LIMITED COMPANY	Art. 135 novies	227.700	0,03%
TREVISAN DARIO	Rappr. Des.	VANGUARD INVESTMENT SERIES PUBLIC LIMITED COMPANY	VANGUARD INVESTMENT SERIES PUBLIC LIMITED COMPANY	Art. 135 novies	136.025	0,02%
TREVISAN DARIO	Rappr. Des.	VANGUARD INVESTMENT SERIES PUBLIC LIMITED COMPANY	VANGUARD INVESTMENT SERIES PUBLIC LIMITED COMPANY	Art. 135 novies	30.387	0,00%
TREVISAN DARIO	Rappr. Des.	VANGUARD INVESTMENT SERIES PUBLIC LIMITED COMPANY	VANGUARD INVESTMENT SERIES PUBLIC LIMITED COMPANY	Art. 135 novies	288.599	0,03%
TREVISAN DARIO	Rappr. Des.	VANGUARD INVESTMENT SERIES PUBLIC LIMITED COMPANY	VANGUARD INVESTMENT SERIES PUBLIC LIMITED COMPANY	Art. 135 novies	34.133	0,00%
TREVISAN DARIO		VANGUARD INVESTMENTS COMMON CONTRACTUAL	VANGUARD INVESTMENTS COMMON CONTRACTUAL	Art. 135 novies	74.433	0,01%

Mediobanca S.p.A. Assemblea ordinaria e straordinaria

28 ottobre 2021



Stampa dell'elenco Partecipanti

Nominativo	Tipo Part.	Avente diritto	Titolare strumenti finanziari	Tipo delega	Azioni	%
	Rappr. Des.	FD-VANGUARD FTSE DEV EUR EX UK CCF	FD-VANGUARD FTSE DEV EUR EX UK CCF			
TREVISAN DARIO	Rappr. Des.	VANGUARD INVESTMENTS COMMON CONTRACTUAL FD/VANG FTSE DEVELOPED WRLD CMMN CONT FD	VANGUARD INVESTMENTS COMMON CONTRACTUAL FD/VANG FTSE DEVELOPED WRLD CMMN CONT FD	Art. 135 novies	17.841	0,00%
TREVISAN DARIO	Rappr. Des.	VANGUARD INVESTMENTS COMMON CONTRACTUAL FD/VANG FTSE DVLPD WRLD EX UK CMN CNT FD	VANGUARD INVESTMENTS COMMON CONTRACTUAL FD/VANG FTSE DVLPD WRLD EX UK CMN CNT FD	Art. 135 novies	12.008	0,00%
TREVISAN DARIO	Rappr. Des.	VANGUARD INVESTMENTS FUNDS ICVC-VANGUARD FTSE DEVELOPED WOR LD EX - U.K. EQUITY INDEX FUND	VANGUARD INVESTMENTS FUNDS ICVC-VANGUARD FTSE DEVELOPED WOR LD EX - U.K. EQUITY INDEX FUND	Art. 135 novies	176.856	0,02%
TREVISAN DARIO	Rappr. Des.	VANGUARD INVESTMENTS II CCF - VANGUARD FTSE DEVELOPED WORLD II CCF	VANGUARD INVESTMENTS II CCF - VANGUARD FTSE DEVELOPED WORLD II CCF	Art. 135 novies	29.186	0,00%
TREVISAN DARIO	Rappr. Des.	VANGUARD INVESTMENTS II CCF-VANGUARD SRI FTSE DEVELOPED WORLD II CCF	VANGUARD INVESTMENTS II CCF-VANGUARD SRI FTSE DEVELOPED WORLD II CCF	Art. 135 novies	19.764	0,00%
TREVISAN DARIO	Rappr. Des.	VANGUARD INVESTMENTS II CCF/VANGUARD SRI FTSE DEVELOPED EUROPE II CCF	VANGUARD INVESTMENTS II CCF/VANGUARD SRI FTSE DEVELOPED EUROPE II CCF	Art. 135 novies	23.063	0,00%
TREVISAN DARIO	Rappr. Des.	VANGUARD TOTAL INTERNATIONAL STOCK INDEX FUND	VANGUARD TOTAL INTERNATIONAL STOCK INDEX FUND	Art. 135 novies	9.166.854	1,03%
TREVISAN DARIO	Rappr. Des.	VANGUARD TOTAL WORLD STOCK INDEX FUND	VANGUARD TOTAL WORLD STOCK INDEX FUND	Art. 135 novies	311.849	0,04%
TREVISAN DARIO	Rappr. Des.	VANTAGETRUST III MASTER COLLECTIVE INVESTMENT FUNDS TRUST	VANTAGETRUST III MASTER COLLECTIVE INVESTMENT FUNDS TRUST	Art. 135 novies	22.275	0,00%
TREVISAN DARIO	Rappr. Des.	VARIABLE INSURANCE PRODUCTS FUND II: INTERNATIONAL INDEX PORTFOLIO	VARIABLE INSURANCE PRODUCTS FUND II: INTERNATIONAL INDEX PORTFOLIO	Art. 135 novies	10.589	0,00%
TREVISAN DARIO	Rappr. Des.	VARIOPARTNER SICAV - 3-ALPHA GLOBAL QUALITY ACHIEVERS	VARIOPARTNER SICAV - 3-ALPHA GLOBAL QUALITY ACHIEVERS	Art. 135 novies	31.406	0,00%
TREVISAN DARIO	Rappr. Des.	VEBA OF THE NONREP EE OF S CA ED CO	VEBA OF THE NONREP EE OF S CA ED CO	Art. 135 novies	9.600	0,00%
TREVISAN DARIO	Rappr. Des.	VEBA PARTNERSHIP N L P	VEBA PARTNERSHIP N L P	Art. 135 novies	4.001	0,00%
TREVISAN DARIO	Rappr. Des.	VENDOME SELECTION EUR	VENDOME SELECTION EUR	Art. 135 novies	230.000	0,03%
TREVISAN DARIO	Rappr. Des.	VERDIPAPIRFONDET KLP AKSJEEUROPA INDEKS 1	VERDIPAPIRFONDET KLP AKSJEEUROPA INDEKS 1	Art. 135 novies	373	0,00%
TREVISAN DARIO	Rappr. Des.	VERDIPAPIRFONDET KLP AKSJGLOBAL INDEX 1	VERDIPAPIRFONDET KLP AKSJGLOBAL INDEX 1	Art. 135 novies	101.914	0,01%
TREVISAN DARIO	Rappr. Des.	VERDIPAPIRFONDET STOREBRAND GLOBAL INDEKS	VERDIPAPIRFONDET STOREBRAND GLOBAL INDEKS	Art. 135 novies	5.863	0,00%
TREVISAN DARIO	Rappr. Des.	VERDIPAPIRFONDET STOREBRAND INDEKS ALLE MARKEDER	VERDIPAPIRFONDET STOREBRAND INDEKS ALLE MARKEDER	Art. 135 novies	8.637	0,00%
TREVISAN DARIO	Rappr. Des.	VG V POOLFONDS PA1	VG V POOLFONDS PA1	Art. 135 novies	19.593	0,00%
TREVISAN DARIO	Rappr. Des.	VIF ICVC VANGUARD FTSE DEVELOPED EUROPE EXUK EQUITY INDEX FUND	VIF ICVC VANGUARD FTSE DEVELOPED EUROPE EXUK EQUITY INDEX FUND	Art. 135 novies	349.669	0,04%
TREVISAN DARIO	Rappr. Des.	VIF ICVC VANGUARD FTSE GLOBAL ALL CAP INDEX FUND	VIF ICVC VANGUARD FTSE GLOBAL ALL CAP INDEX FUND	Art. 135 novies	18.186	0,00%
TREVISAN DARIO	Rappr. Des.	VILLIERS ALTO	VILLIERS ALTO	Art. 135 novies	54.451	0,01%
TREVISAN DARIO	Rappr. Des.	VIRGINIA RETIREMENT SYSTEM	VIRGINIA RETIREMENT SYSTEM	Art. 135 novies	1	0,00%

Mediobanca S.p.A. Assemblea ordinaria e straordinaria

28 ottobre 2021

Stampa dell'elenco Partecipanti

Nominativo	Tipo Part.	Avente diritto	Titolare strumenti finanziari	Tipo delega	Azioni	%
TREVISAN DARIO	Rappr. Des.	VIRGINIA RETIREMENT SYSTEM	VIRGINIA RETIREMENT SYSTEM	Art. 135 novies	1	0,00%
TREVISAN DARIO	Rappr. Des.	VIRGINIA RETIREMENT SYSTEM	VIRGINIA RETIREMENT SYSTEM	Art. 135 novies	1	0,00%
TREVISAN DARIO	Rappr. Des.	VISION POOLED SUPERANNUATION TRUST	VISION POOLED SUPERANNUATION TRUST	Art. 135 novies	230.812	0,03%
TREVISAN DARIO	Rappr. Des.	VITTORELLI MARCO	VITTORELLI MARCO	Art. 135 undecies	25.000	0,00%
TREVISAN DARIO	Rappr. Des.	VITTORIA ASSICURAZIONI S.P.A.	VITTORIA ASSICURAZIONI S.P.A.	Art. 135 novies	2.225.350	0,25%
TREVISAN DARIO	Rappr. Des.	VONTOBEL FUND (CH) - SUSTAINABLE GLOBAL EQUITY EX SWITZERLAN C/O VONTOBEL FONDS SERVICES AG	VONTOBEL FUND (CH) - SUSTAINABLE GLOBAL EQUITY EX SWITZERLAN C/O VONTOBEL FONDS SERVICES AG	Art. 135 novies	82.000	0,01%
TREVISAN DARIO	Rappr. Des.	VONTOBEL FUND (CH) - VESCORE GLOBAL EQUITY MULTI FACTOR C/O VONTOBEL FONDS SERVICES AG	VONTOBEL FUND (CH) - VESCORE GLOBAL EQUITY MULTI FACTOR C/O VONTOBEL FONDS SERVICES AG	Art. 135 novies	313	0,00%
TREVISAN DARIO	Rappr. Des.	VONTOBEL FUND - VESCORE GLOBAL EQUITY MULTI FACTOR	VONTOBEL FUND - VESCORE GLOBAL EQUITY MULTI FACTOR	Art. 135 novies	842	0,00%
TREVISAN DARIO	Rappr. Des.	VOYA INTERNATIONAL INDEX PORTFOLIO	VOYA INTERNATIONAL INDEX PORTFOLIO	Art. 135 novies	88.448	0,01%
TREVISAN DARIO	Rappr. Des.	WAM INVESTMENTS, LLC	WAM INVESTMENTS, LLC	Art. 135 novies	639	0,00%
TREVISAN DARIO	Rappr. Des.	WASHINGTON STATE INVESTMENT BOARD	WASHINGTON STATE INVESTMENT BOARD	Art. 135 novies	783.333	0,09%
TREVISAN DARIO	Rappr. Des.	WASHINGTON STATE INVESTMENT BOARD	WASHINGTON STATE INVESTMENT BOARD	Art. 135 novies	6.761	0,00%
TREVISAN DARIO	Rappr. Des.	WASHINGTON STATE INVESTMENT BOARD	WASHINGTON STATE INVESTMENT BOARD	Art. 135 novies	192.592	0,02%
TREVISAN DARIO	Rappr. Des.	WAVERTON INVESTMENT FUNDS PLC - WAVERTON GLOBAL CORE EQUITY	WAVERTON INVESTMENT FUNDS PLC - WAVERTON GLOBAL CORE EQUITY	Art. 135 novies	69.536	0,01%
TREVISAN DARIO	Rappr. Des.	WELLS FARGO (LUX) WORLDWIDE FU	WELLS FARGO (LUX) WORLDWIDE FU	Art. 135 novies	3.168	0,00%
TREVISAN DARIO	Rappr. Des.	WELLS FARGO BK DECL OF TRUST ESTABL INVEST FUNDS EMPLOYEE BEN TR	WELLS FARGO BK DECL OF TRUST ESTABL INVEST FUNDS EMPLOYEE BEN TR	Art. 135 novies	243.986	0,03%
TREVISAN DARIO	Rappr. Des.	WELLS FARGO FACTOR ENHANCED INTERNATIONAL PORTFOLIO	WELLS FARGO FACTOR ENHANCED INTERNATIONAL PORTFOLIO	Art. 135 novies	64.017	0,01%
TREVISAN DARIO	Rappr. Des.	WESPATH FUNDS TRUST	WESPATH FUNDS TRUST	Art. 135 novies	3.043	0,00%
TREVISAN DARIO	Rappr. Des.	WESPATH FUNDS TRUST	WESPATH FUNDS TRUST	Art. 135 novies	1.761	0,00%
TREVISAN DARIO	Rappr. Des.	WESPATH FUNDS TRUST	WESPATH FUNDS TRUST	Art. 135 novies	25.256	0,00%
TREVISAN DARIO	Rappr. Des.	WEST VIRGINIA INVESTMENT MANAGEMENT BOARD	WEST VIRGINIA INVESTMENT MANAGEMENT BOARD	Art. 135 novies	625.900	0,07%
TREVISAN DARIO	Rappr. Des.	WESTPAC WHOLESALE UNHEDGED INTERNATIONAL SHARE TRUST	WESTPAC WHOLESALE UNHEDGED INTERNATIONAL SHARE TRUST	Art. 135 novies	85.598	0,01%
TREVISAN DARIO	Rappr. Des.	WHEELS COMMON INVESTMENT FUND TRUSTEES LIMITED	WHEELS COMMON INVESTMENT FUND TRUSTEES LIMITED	Art. 135 novies	8.201	0,00%
TREVISAN DARIO	Rappr. Des.	WHIRLPOOL CORPORATION AND SUBSIDIARY EMPLOYEES RETIREMENT TRUST 200 N M	WHIRLPOOL CORPORATION AND SUBSIDIARY EMPLOYEES RETIREMENT TRUST 200 N M	Art. 135 novies	4.214	0,00%
TREVISAN DARIO	Rappr. Des.	WHOLESALE INTERNATIONAL CORE EQUITIES	WHOLESALE INTERNATIONAL CORE EQUITIES	Art. 135 novies	1.555	0,00%
TREVISAN DARIO	Rappr. Des.	WHOLESALE INTERNATIONAL CORE EQUITIES (NZ HEDGED)	WHOLESALE INTERNATIONAL CORE EQUITIES (NZ HEDGED)	Art. 135 novies	4.124	0,00%

Mediobanca S.p.A. Assemblea ordinaria e straordinaria

28 ottobre 2021



Stampa dell'elenco Partecipanti

Nominativo	Tipo Part.	Avente diritto	Titolare strumenti finanziari	Tipo delega	Azioni	%
TREVISAN DARIO	Rappr. Des.	WHOLESALE UNIT TRUST MSCI GLOBAL INDEX SHARE FUND	WHOLESALE UNIT TRUST MSCI GLOBAL INDEX SHARE FUND	Art. 135 novies	2.839	0,00%
TREVISAN DARIO	Rappr. Des.	WILMINGTON INTERNATIONAL FUND	WILMINGTON INTERNATIONAL FUND	Art. 135 novies	36.670	0,00%
TREVISAN DARIO	Rappr. Des.	WINDWISE MSCI EAFE INDEX NON-LENDING, FUND FOR EXEMPT ORG.	WINDWISE MSCI EAFE INDEX NON-LENDING, FUND FOR EXEMPT ORG.	Art. 135 novies	26.040	0,00%
TREVISAN DARIO	Rappr. Des.	WISDOMTREE DYNAMIC CURRENCY HEDGED INTERNATIONAL EQUITY FUND	WISDOMTREE DYNAMIC CURRENCY HEDGED INTERNATIONAL EQUITY FUND	Art. 135 novies	21.500	0,00%
TREVISAN DARIO	Rappr. Des.	WISDOMTREE EUROPE HEDGED SMALLCAP EQUITY FUND	WISDOMTREE EUROPE HEDGED SMALLCAP EQUITY FUND	Art. 135 novies	143.534	0,02%
TREVISAN DARIO	Rappr. Des.	WISDOMTREE EUROPE QUALITY DIVIDEND GROWTH FUND	WISDOMTREE EUROPE QUALITY DIVIDEND GROWTH FUND	Art. 135 novies	27.423	0,00%
TREVISAN DARIO	Rappr. Des.	WISDOMTREE GLOBAL HIGH DIVIDENDFUND	WISDOMTREE GLOBAL HIGH DIVIDENDFUND	Art. 135 novies	3.533	0,00%
TREVISAN DARIO	Rappr. Des.	WISDOMTREE INTERNATIONAL EQUITYFUND	WISDOMTREE INTERNATIONAL EQUITYFUND	Art. 135 novies	81.362	0,01%
TREVISAN DARIO	Rappr. Des.	WISDOMTREE INTERNATIONAL HIGH DIVIDEND FUND	WISDOMTREE INTERNATIONAL HIGH DIVIDEND FUND	Art. 135 novies	38.940	0,00%
TREVISAN DARIO	Rappr. Des.	WISDOMTREE INTERNATIONAL MIDCAPDIVIDEND	WISDOMTREE INTERNATIONAL MIDCAPDIVIDEND	Art. 135 novies	97.771	0,01%
TREVISAN DARIO	Rappr. Des.	WISDOMTREE ISSUER ICAV	WISDOMTREE ISSUER ICAV	Art. 135 novies	13.193	0,00%
TREVISAN DARIO	Rappr. Des.	WISDOMTREE ISSUER ICAV	WISDOMTREE ISSUER ICAV	Art. 135 novies	635	0,00%
TREVISAN DARIO	Rappr. Des.	WORLD ALPHA TILTS - ENHANCED FUND B	WORLD ALPHA TILTS - ENHANCED FUND B	Art. 135 novies	2.022	0,00%
TREVISAN DARIO	Rappr. Des.	WORLD TRADE ORGANIZATION PENSION PLAN	WORLD TRADE ORGANIZATION PENSION PLAN	Art. 135 novies	5.861	0,00%
TREVISAN DARIO	Rappr. Des.	WSSP INTERNATIONAL EQUITIES TRUST	WSSP INTERNATIONAL EQUITIES TRUST	Art. 135 novies	45.624	0,01%
TREVISAN DARIO	Rappr. Des.	WYOMING RETIREMENT SYSTEM	WYOMING RETIREMENT SYSTEM	Art. 135 novies	15.240	0,00%
TREVISAN DARIO	Rappr. Des.	WYOMING RETIREMENT SYSTEM	WYOMING RETIREMENT SYSTEM	Art. 135 novies	1.680	0,00%
TREVISAN DARIO	Rappr. Des.	XTRACKERS	XTRACKERS	Art. 135 novies	175	0,00%
TREVISAN DARIO	Rappr. Des.	XTRACKERS	XTRACKERS	Art. 135 novies	1.669	0,00%
TREVISAN DARIO	Rappr. Des.	XTRACKERS	XTRACKERS	Art. 135 novies	3.199	0,00%
TREVISAN DARIO	Rappr. Des.	XTRACKERS	XTRACKERS	Art. 135 novies	31	0,00%
TREVISAN DARIO	Rappr. Des.	XTRACKERS	XTRACKERS	Art. 135 novies	2.417	0,00%
TREVISAN DARIO	Rappr. Des.	XTRACKERS	XTRACKERS	Art. 135 novies	2.498	0,00%
TREVISAN DARIO	Rappr. Des.	XTRACKERS (IE) PUBLIC LIMITED COMPANY	XTRACKERS (IE) PUBLIC LIMITED COMPANY	Art. 135 novies	47.192	0,01%
TREVISAN DARIO	Rappr. Des.	XTRACKERS (IE) PUBLIC LIMITED COMPANY	XTRACKERS (IE) PUBLIC LIMITED COMPANY	Art. 135 novies	3.253	0,00%
TREVISAN DARIO	Rappr. Des.	XTRACKERS (IE) PUBLIC LIMITED COMPANY	XTRACKERS (IE) PUBLIC LIMITED COMPANY	Art. 135 novies	24	0,00%
TREVISAN DARIO	Rappr. Des.	XTRACKERS (IE) PUBLIC LIMITED COMPANY	XTRACKERS (IE) PUBLIC LIMITED COMPANY	Art. 135 novies	343	0,00%
TREVISAN DARIO	Rappr. Des.	XTRACKERS (IE) PUBLIC LIMITED COMPANY	XTRACKERS (IE) PUBLIC LIMITED COMPANY	Art. 135 novies	82.382	0,01%
TREVISAN DARIO	Rappr. Des.	XTRACKERS EUROZONE EQUITY ETF	XTRACKERS EUROZONE EQUITY ETF	Art. 135 novies	357	0,00%

Mediobanca S.p.A. Assemblea ordinaria e straordinaria

28 ottobre 2021

Stampa dell'elenco Partecipanti

Nominativo	Tipo Part.	Avente diritto	Titolare strumenti finanziari	Tipo delega	Azioni	%
TREVISAN DARIO	Rappr. Des.	XTRACKERS FTSE DEVELOPED EX US COMPREHENSIVE FACTOR ETF	XTRACKERS FTSE DEVELOPED EX US COMPREHENSIVE FACTOR ETF	Art. 135 novies	2.393	0,00%
TREVISAN DARIO	Rappr. Des.	XTRACKERS MSCI ALL WORLD EXEC US HEDGED EQUITY ETF	XTRACKERS MSCI ALL WORLD EXEC US HEDGED EQUITY ETF	Art. 135 novies	3.818	0,00%
TREVISAN DARIO	Rappr. Des.	XTRACKERS MSCI EAFE HEDGED EQUITY ETF	XTRACKERS MSCI EAFE HEDGED EQUITY ETF	Art. 135 novies	142.093	0,02%
TREVISAN DARIO	Rappr. Des.	XTRACKERS MSCI EUROPE HEDGED EQUITY ETF	XTRACKERS MSCI EUROPE HEDGED EQUITY ETF	Art. 135 novies	33.072	0,00%
TREVISAN DARIO	Rappr. Des.	XTRACKERS MSCI EUROZONE HEDGED EQUITY ETF	XTRACKERS MSCI EUROZONE HEDGED EQUITY ETF	Art. 135 novies	1.473	0,00%
TREVISAN DARIO	Rappr. Des.	XTRACKERS MSCI KOKUSAI EQUITY ETF	XTRACKERS MSCI KOKUSAI EQUITY ETF	Art. 135 novies	7.554	0,00%
TREVISAN DARIO	Rappr. Des.	ZURICH INVEST ICAV	ZURICH INVEST ICAV	Art. 135 novies	82.676	0,01%
TREVISAN DARIO	Rappr. Des.	ZURICH INVEST ICAV	ZURICH INVEST ICAV	Art. 135 novies	13.274	0,00%
TREVISAN DARIO	Rappr. Des.	ZURICH INVEST ICAV	ZURICH INVEST ICAV	Art. 135 novies	13.074	0,00%
TREVISAN DARIO	Rappr. Des.	ZWITSERLEVEN INSTITUTIONELE BELEGGINGSFONDSEN - ZWITSERLEVEN DUURZAAM INDEX AANDELENFONDS EUROPA	ZWITSERLEVEN INSTITUTIONELE BELEGGINGSFONDSEN - ZWITSERLEVEN DUURZAAM INDEX AANDELENFONDS EUROPA	Art. 135 novies	71.511	0,01%

TOTALE PARTECIPANTI n° 1.482 Azionisti, per un numero totale di azioni pari a 620.998.326 (comunicazioni pervenute 1.873)

Mediobanca S.p.A.

Assemblea ordinaria e straordinaria

28 ottobre 2021

Esito della votazione sul punto **1.1**

della parte ordinaria dell'ordine del giorno

Bilancio al 30 giugno 2021, relazione del Consiglio di Amministrazione e della Società di Revisione Relazione del Collegio Sindacale: approvazione del bilancio al 30 giugno 2021.

Azionisti Presenti

In proprio	n° 0	per n° 0	0 Azioni	0 Voti	0,00 % del capitale sociale
Per delega	n° 1.482	per n° 620.998.326	Azioni	620.998.326 Voti	69,99 % del capitale sociale
TOTALE PRESENTI	n° 1.482	per n° 620.998.326	Azioni	620.998.326 Voti	69,99 % del capitale sociale

Esito Votazione

FAVOREVOLI	620.655.752	Voti	99,9448% del capitale partecipante al voto
CONTRARI	10	Voti	0,0000% del capitale partecipante al voto
ASTENUTI	342.564	Voti	0,0552% del capitale partecipante al voto
TOTALE VOTANTI	620.998.326	Voti	100,0000% del capitale partecipante al voto
TOTALE NON VOTANTI	0	Voti	0,0000% del capitale partecipante al voto
TOTALE PRESENTI	620.998.326	Voti	

Mediobanca S.p.A.

Assemblea ordinaria e straordinaria

28 ottobre 2021

Esito della votazione sul punto 1.1

della parte ordinaria dell'ordine del giorno

Bilancio al 30 giugno 2021, relazione del Consiglio di Amministrazione e della Società di Revisione
Relazione del Collegio Sindacale: approvazione del bilancio al 30 giugno 2021.

Elenco Contrari

SCHEDA NOMINATIVO

	NUMERO DI AZIONI	
	TOTALE	CON DIRITTO DI VOTO
TREVISAN DARIO Rappresentante designato		
609 ROSANIA ELMAN	10	10

Riepilogo Contrari

TOTALE CONTRARI	n°	10 Azioni	0,0000% del capitale partecipante al voto
di cui			
In proprio	n°	0 Azioni	0,0000% del capitale partecipante al voto
Per delega e rappresentanza	n°	10 Azioni	0,0000% del capitale partecipante al voto

Mediobanca S.p.A.

Assemblea ordinaria e straordinaria

28 ottobre 2021

Esito della votazione sul punto 1.1

della parte ordinaria dell'ordine del giorno

Bilancio al 30 giugno 2021, relazione del Consiglio di Amministrazione e della Società di Revisione
Relazione del Collegio Sindacale: approvazione del bilancio al 30 giugno 2021.

Elenco Astenuti

SCHEDA NOMINATIVO

	NUMERO DI AZIONI	
	TOTALE	CON DIRITTO DI VOTO
TREVISAN DARIO Rappresentante designato		
735 CAPSTONE VOLATILITY MASTER CAYMAN LIMITED INTL TRADING	734	734
75 CITY OF NEW YORK GROUP TRUST	45.724	45.724
77 CITY OF NEW YORK GROUP TRUST	56.386	56.386
76 CITY OF NEW YORK GROUP TRUST	60.764	60.764
313 OHIO NATIONAL FUND, INC. - ON INTERNATIONAL EQUITY PORTFOLIO	178.956	178.956

Riepilogo Astenuti

TOTALE ASTENUTI	n°	342.564 Azioni	0,0552% del capitale partecipante al voto
di cui			
In proprio	n°	0 Azioni	0,0000% del capitale partecipante al voto
Per delega e rappresentanza	n°	342.564 Azioni	0,0552% del capitale partecipante al voto

Mediobanca S.p.A.

Assemblea ordinaria e straordinaria

28 ottobre 2021

Esito della votazione sul punto 1.1

della parte ordinaria dell'ordine del giorno

Bilancio al 30 giugno 2021, relazione del Consiglio di Amministrazione e della Società di Revisione

Relazione del Collegio Sindacale: approvazione del bilancio al 30 giugno 2021.

Elenco Favorevoli

SCHEDA NOMINATIVO

	NUMERO DI AZIONI	
	TOTALE	CON DIRITTO DI VOTO
TREVISAN DARIO Rappresentante designato		
1543 1895 FONDS FGR	42.875	42.875
1542 1895 FONDS FGR	125.078	125.078
1544 1999 VOLUNTARY EMPLOYEES BENEFICIARY ASSOCIATION OF THE NO EES OF SOUTHERN CALII	1.631	1.631
1091 801 INVESTMENTS LLC	5.035	5.035
7 AB CAN INT VALUE EQUITY CAP-WEIGHTED, UNHEDGED FUND	46.020	46.020
8 AB COLLECTIVE INVESTMENT TRUST SERIES	44.650	44.650
9 AB COLLECTIVE INVESTMENT TRUST SERIES	149.990	149.990
10 AB INTERNATIONAL STRATEGIC EQUITIES HARVESTING SERIES	62.550	62.550
519 AB SICAV I - EUROPE (EX UK) EQ	3.295	3.295
520 AB SICAV I - EUROPEAN EQUITY P	1.136.709	1.136.709
521 AB SICAV I - EUROZONE EQUITY P	1.149.346	1.149.346
11 AB TRUST - AB INTERNATIONAL VALUE FUND	172.790	172.790
12 AB VARIABLE PRODUCTS SERIES FUND INC. - AB DYNAMIC ASSET AL LOCATION PORTFOLIO	3.435	3.435
13 AB VPSF AB GLOBAL RISK ALLOCATIONMODERATE PORTFOLIO	6.057	6.057
1629 ABB PENSION FUND	2.917	2.917
1092 ABERDEEN INVESTMENT FUNDS UK ICVC II - ABERDEEN EUROPEAN EQUITY TRACKER FUND	32.539	32.539
1093 ABERDEEN INVESTMENT FUNDS UK ICVC II - ABERDEEN WORLD EQUITY ENHANCED INDEX FUN	20.052	20.052
1094 ABERDEEN INVESTMENT FUNDS UK ICVC II-ABERDEEN EUROPEAN EQUITY ENHANCED INDEX FL	159.150	159.150
630 ABU DHABI PENSION FUND	33.788	33.788
631 ABU DHABI PENSION FUND	83.324	83.324
632 ACADIAN INTERNATIONAL EQUITY MANAGED VOLATILITY CIT FUND	3.797	3.797
633 ACCIDENT COMPENSATION CORPORATION	358.788	358.788
1095 ACORN 1998 TRUST.	510	510
634 ACTIAM BF SRIFEE	46.480	46.480
635 ACTIAM SUSTAINABLE INDEX FUND EQUITY EUROPE	10.879	10.879
1630 ADVANCED SERIES TRUST AST ADVANCED STRATEGIES PORTFOLIO	240.200	240.200
1631 ADVANCED SERIES TRUST AST BLACKROCK GLOBAL STRATEGIES POR	24.919	24.919
1545 ADVANCED SERIES TRUST AST CAPITAL GROWTH ASSET ALLOCATION PORTFOLIO	52.542	52.542
1632 ADVANCED SERIES TRUST AST INTERNATIONAL VALUE PORTFOLIO	88.584	88.584
1633 ADVANCED SERIES TRUST AST T ROWE PRICE ASSET ALLOCATION	548.675	548.675
636 ADVISER MANAGED TRUST - TACTICAL OFFENSIVE EQUITY FUND	11.301	11.301
1097 AEGON CUSTODY B.V	42.799	42.799
1096 AEGON CUSTODY B.V	80.559	80.559
1840 AF DYNAMIC MULTI FACTO GLOBAL EQ-EUROPE	2.210	2.210
522 AFER AVENIR SENIOR	128.000	128.000
523 AFS-GLOBAL MULTI ASSET GR	3.380	3.380
14 AGFIQ ENHANCED CORE INTERNATIONAL EQUITY ETF	45.221	45.221
15 AGIALLIANZ VERMOEGENSBILDUNG EUROPA	1.197.334	1.197.334
1098 AHL ALPHA CORE MASTER LIMITED C/O MAPLES CORPORATE SERVICES LIMITED	367	367
637 AIA GLOBAL MULTI-FACTOR EQUITY FUND	5.423	5.423
1634 AIB GROUP IRISH PENSION SCHEME	1	1
16 AII ALLIANZ BEST STYLES GLOBAL AC EQUITY FUND	4.460	4.460
1546 ALAMOSIA LLC	8.989	8.989
17 ALASKA COMMON TRUST FUND	24.107	24.107
1637 ALASKA PERMANENT FUND CORPORATION	16	16

Mediobanca S.p.A.

Assemblea ordinaria e straordinaria

28 ottobre 2021

**Esito della votazione sul punto 1.1
dell'ordine del giorno**

SCHEDA NOMINATIVO

	NUMERO DI AZIONI	
	TOTALE	CON DIRITTO DI VOTO
1638 ALASKA PERMANENT FUND CORPORATION	57	57
1635 ALASKA PERMANENT FUND CORPORATION	278	278
1639 ALASKA PERMANENT FUND CORPORATION	286	286
1640 ALASKA PERMANENT FUND CORPORATION	1.089	1.089
1641 ALASKA PERMANENT FUND CORPORATION	3.017	3.017
1636 ALASKA PERMANENT FUND CORPORATION	6.886	6.886
1099 ALFRED I DUPONT CHARITABLE TRUST	5.252	5.252
638 ALGEBRIS UCITS FUNDS PLC ALGEBRIS CORE ITALY FUND	330.000	330.000
1100 ALICE A PROIETTI FAMILY TRUST UAD 09/27/13	2.496	2.496
1473 ALLEANZA ASSICURAZIONI S.P.A.	363.720	363.720
18 ALLIANCEBERNSTEIN DELAWARE BUSINESS TRUST - AB INTERNATIONAL STRATEGIC EQUITIES FUND	92.510	92.510
19 ALLIANCEBERNSTEIN VARIABLE PRODUCTS SERIES, INC. INTERNATIONAL VALUE PORTFOLIO	449.750	449.750
20 ALLIANZ AZIONI EUROPA	338.087	338.087
21 ALLIANZ AZIONI ITALIA ALL STARS LL STARS	1.030.000	1.030.000
23 ALLIANZ GLOBAL INVESTORS FUND	7.470	7.470
22 ALLIANZ GLOBAL INVESTORS FUND	19.730	19.730
26 ALLIANZ GLOBAL INVESTORS FUND	158.373	158.373
25 ALLIANZ GLOBAL INVESTORS FUND	175.000	175.000
24 ALLIANZ GLOBAL INVESTORS FUND	1.014.380	1.014.380
640 ALLIANZ GLOBAL INVESTORS GMBH	25.000	25.000
639 ALLIANZ GLOBAL INVESTORS GMBH	29.348	29.348
641 ALLIANZ GLOBAL INVESTORS GMBH	102.776	102.776
642 ALLIANZ GLOBAL INVESTORS GMBH	753.700	753.700
27 ALLIANZ GLOBAL INVESTORS GMBH FOR ALLIANZGIFONDS HPT	92.604	92.604
28 ALLIANZ ITALIA 50 SPECIAL	53.300	53.300
643 ALLIANZ PV-WS RCM SYSPRO VALUE EUROPE	74.130	74.130
644 ALLIANZGI-FONDS DSPT	2.604	2.604
645 ALLIANZGI-FONDS PTV2 SEGMENT PTV2-GM1-G_MA	37.586	37.586
646 ALLIANZGI-H SEGMENT EFK	115.000	115.000
647 ALLIANZGI-SUBFONDS TOB -NEU-	4.280	4.280
1642 ALTE LEIPZIGER TRUST INVESTMENT GESELLSCHAFT MBH AL TRUST AKTIEN	3.737	3.737
1101 ALW 2010 FAMILY TRUST ALICE WALTONC/O WALTON ENTERPRISES LLC	32.633	32.633
29 AMCETF QUALITY DIVERSIFIED INTERNATIONAL ETF	14.615	14.615
30 AMCWMNT INTERNATIONAL VALUE FUND	507.877	507.877
31 AMERICAN CENTURY ETF TRUST-AVANTIS INTERNATIONAL EQUITY ETF	15.614	15.614
32 AMERICAN CENTURY ETF TRUST-AVANTIS INTERNATIONAL EQUITY FUND	1.880	1.880
33 AMERICAN CENTURY WORLD MUTUAL FUNDS INC INTERNATIONAL VALUE FUND	27.207	27.207
1547 AMERICAN ELECTRIC POWER MASTER RETIREMENT TRUST	60.148	60.148
1548 AMERICAN ELECTRIC POWER SYSTEM RETIREE MEDICALTRUST FOR CE S	18.581	18.581
648 AMERICAN HEART ASSOCIATION, INC.	540	540
649 AMP INTERNATIONAL EQUITY INDEX FUND	59.666	59.666
650 AMP INTERNATIONAL EQUITY INDEX FUND HEDGED	3.063	3.063
651 AMP WHOLESALE GLOBAL EQUITIES FUND	14.483	14.483
1824 AMUNDI ACCUMULAZIONE ITALIA PIR 2023	126.000	126.000
1882 AMUNDI ACTIONS EURO ISR	351.284	351.284
1883 AMUNDI ACTIONS EUROPE ISR	101.965	101.965
1825 AMUNDI BEST SELECTION CLASSIC	24.315	24.315
1826 AMUNDI BEST SELECTION PLUS	30.205	30.205
1827 AMUNDI BEST SELECTION TOP	15.508	15.508
1828 AMUNDI DIVIDENDO ITALIA	700.000	700.000
1884 AMUNDI EQUILIBRE GLOBAL SOLIDAIRE	8.298	8.298

Mediobanca S.p.A.

Assemblea ordinaria e straordinaria

28 ottobre 2021

**Esito della votazione sul punto 1.1
dell'ordine del giorno**

SCHEDA NOMINATIVO

	NUMERO DI AZIONI	
	TOTALE	CON DIRITTO DI VOTO
1885 AMUNDI ESG GLOBAL LOW CARBON FUND	9.235	9.235
1841 AMUNDI EURO ISTOXX CLIMATE PARIS ALIGNED PAB	1.751	1.751
1886 AMUNDI EUROPE MONDE	110.085	110.085
1842 AMUNDI FDS GLOB MULTI-ASSET CONSERVATIVE	268.503	268.503
1843 AMUNDI FDS GLOBAL MULTI-ASSET TARGET INC	46.743	46.743
1844 AMUNDI FUNDS DYNAMIC MULTI FACT EUROPE EQU	67	67
1845 AMUNDI FUNDS DYNAMIC MULTI FACTORS EURO	4.121	4.121
1846 AMUNDI FUNDS EQUITY EURO RISK PARITY	949	949
1847 AMUNDI FUNDS EQUITY EUROLAND SMALL CAP	12.465	12.465
1848 AMUNDI FUNDS EQUITY EUROPE RISK PARITY	10	10
1849 AMUNDI FUNDS EURO MULTI-ASSET TARGET INC	106.925	106.925
1850 AMUNDI FUNDS EUROLAND EQUITY	2.195.970	2.195.970
1851 AMUNDI FUNDS EUROPEAN EQUITY SMALL CAP	941.217	941.217
1852 AMUNDI FUNDS GLOBAL MULTI-ASSET	64.814	64.814
1853 AMUNDI FUNDS MULTI ASSET CONSERVATIVE	472	472
652 AMUNDI HK - GREEN PLANET FUND	35.426	35.426
1887 AMUNDI HORIZON	4.349	4.349
1854 AMUNDI INDEX EQUITY GLOBAL MULTI SMART ALLOCATION SCIENTIFIC BETA	390	390
1855 AMUNDI INDEX MSCI EUROPE	543	543
1856 AMUNDI INDEX MSCI WORLD	100	100
1888 AMUNDI LABEL DYNAMIQUE ESR	21.332	21.332
1889 AMUNDI LABEL EQUILIBRE ESR	26.249	26.249
1890 AMUNDI LABEL PRUDENCE ESR	13.898	13.898
1857 AMUNDI MSCI EMU ESG UNIVERSAL SELECT	600	600
1858 AMUNDI MSCI EUROPE CLIMATE PARIS ALIGNED PAB	647	647
1859 AMUNDI MSCI EUROPE CLIMATE TRANSIT CTB	4.507	4.507
1860 AMUNDI MSCI EUROPE ESG UNIVERSAL SELECT	127	127
1861 AMUNDI MSCI EUROPE EX UK	16	16
1891 AMUNDI MSCI WORLD CLIMATE PARI	965	965
1862 AMUNDI MSCI WORLD CLIMATE PARIS ALIG PAB	3.095	3.095
1863 AMUNDI MSCI WORLD CLIMATE TRANSITION CTB	22.947	22.947
1829 AMUNDI OBIETTIVO CRESCITA 2022	4.106	4.106
1830 AMUNDI OBIETTIVO CRESCITA 2022 DUE	4.456	4.456
1831 AMUNDI OBIETTIVO RISPARMIO 2022	1.058	1.058
1832 AMUNDI OBIETTIVO RISPARMIO 2022 DUE	1.115	1.115
1833 AMUNDI OBIETTIVO RISPARMIO 2022 QUATTRO	987	987
1834 AMUNDI OBIETTIVO RISPARMIO 2022 TRE	934	934
1892 AMUNDI PATRIMOINE	44.925	44.925
1893 AMUNDI PATRIMOINE PEA	244.676	244.676
1864 AMUNDI PRIME EUROPE - UCITS ETF DR	207	207
1865 AMUNDI PRIME EUROZONE	1.434	1.434
1866 AMUNDI PRIME GLOBAL - UCITS ETF DR	66	66
1835 AMUNDI PROGETTO INCOME 2025	12.687	12.687
1836 AMUNDI PROGETTO INCOME 2026	6.964	6.964
1837 AMUNDI PROGETTO INCOME 2026 DUE	11.181	11.181
1838 AMUNDI PROGETTO INCOME AGOSTO 2026	8.628	8.628
1894 AMUNDI RENDEMENT PLUS	106	106
526 AMUNDI SGR SPA	1.676	1.676
524 AMUNDI SGR SPA	4.395	4.395
533 AMUNDI SGR SPA	9.345	9.345
527 AMUNDI SGR SPA	26.845	26.845

Mediobanca S.p.A.

Assemblea ordinaria e straordinaria

28 ottobre 2021

Esito della votazione sul punto 1.1
dell'ordine del giorno

SCHEDA NOMINATIVO

	NUMERO DI AZIONI	
	TOTALE	CON DIRITTO DI VOTO
528 AMUNDI SGR SPA	28.009	28.009
529 AMUNDI SGR SPA	32.903	32.903
525 AMUNDI SGR SPA	47.382	47.382
530 AMUNDI SGR SPA	56.600	56.600
531 AMUNDI SGR SPA	103.976	103.976
532 AMUNDI SGR SPA	263.948	263.948
534 AMUNDI SGR SPA / AMUNDI RISPARMIO ITALIA	1.279.692	1.279.692
535 AMUNDI SGR SPA / AMUNDI SVILUPPO ITALIA	2.177.000	2.177.000
536 AMUNDI SGR SPA / OBBLIGAZIONARIO PIU' A DIS TRIBUZIONE	170.925	170.925
537 AMUNDI SGR SPA/AMUNDI ELITE MULTI ASSET FLEXIBLE	101.686	101.686
1895 AMUNDI STRATEGIES ACT EURP RISK PARITY	1.060	1.060
1839 AMUNDI VALORE ITALIA PIR	344.000	344.000
1881 AMUNDI WELTPORTFOLIO	8.843	8.843
1475 ANGELINI PARTECIPAZIONI FINANZIARI SRL	4.000.000	4.000.000
1474 ANGELINI PARTECIPAZIONI FINANZIARIE SRL	4.000.000	4.000.000
653 ANIMA AZIONARIO PAESI SVILUPPATI LTE	1.463	1.463
654 ANIMA CRESCITA ITALIA	3.033.515	3.033.515
655 ANIMA CRESCITA ITALIA NEW	165.384	165.384
34 ANIMA FUNDS PUBLIC LIMITED COMPANY	194.696	194.696
656 ANIMA INIZIATIVA ITALIA	4.518.992	4.518.992
657 ANIMA ITALIA	2.859.447	2.859.447
658 AON MASTER TRUST	44.427	44.427
1896 AP ACTIONS 1 EURO	25.374	25.374
659 AQUARIUS INTERNATIONAL FUND	3.974	3.974
660 ARAMCO US RETIREMENT INCOME PLAN TRUST	12.200	12.200
1823 ARBEJDSMARKEDETS TILLAEGSPENSION	3.181.719	3.181.719
1476 ARCA S.P.A.	652.500	652.500
661 ARGENTA DP	205.400	205.400
662 ARGENTA DP	649.950	649.950
1643 ARIZONA PSPRS TRUST	73.348	73.348
1551 ARIZONA STATE RETIREMENT SYSTEM	1	1
1550 ARIZONA STATE RETIREMENT SYSTEM	4.377	4.377
1512 ARK LIFE ASSURANCE COMPANY DESIGNATED ACTIVITY COMPANY	1.766	1.766
1510 ARK LIFE ASSURANCE COMPANY DESIGNATED ACTIVITY COMPANY	3.366	3.366
1513 ARK LIFE ASSURANCE COMPANY DESIGNATED ACTIVITY COMPANY	5.631	5.631
1511 ARK LIFE ASSURANCE COMPANY DESIGNATED ACTIVITY COMPANY	15.081	15.081
35 ARKWRIGHT, LLC	4.719	4.719
36 ARKWRIGHT, LLC	8.391	8.391
663 ARRCO QUANT 1	46.213	46.213
1897 ARRCO QUANT 2	189.125	189.125
37 ARROWSTREET ACWI ALPHA EXTENSION FUND III (CAYMAN) LIMITED	95.603	95.603
1552 ARROWSTREET GLOBAL EQUITY ACWI CIT A SUB FUND OF ARROWSTREET COLLECTIVE INVESTI	106.004	106.004
664 ARROWSTREET GLOBAL EQUITY FUND	741.274	741.274
1102 ARUSHA BOURKE SEPARATE PROPERTY TRUST UAD 11/16/09	232	232
1103 ARVEST FOUNDATION	400	400
665 ARVESTAR ASSET MANAGEMENT SA REPRESENTING ARGENTA PENSIOENSPAARFONDS	2.155.000	2.155.000
666 ARVESTAR ASSET MANAGEMENT SA REPRESENTING ARGENTA PENSIOENSPAARFONDS DE	113.150	113.150
1104 ASCENSION ALPHA FUND LLC.	6.029	6.029
1105 ASSET MANAGEMENT EXCHANGE UCITS CCF	4.883	4.883
1898 ASSURDIX	22.530	22.530
667 ATCP-UI-FONDS	6.059	6.059

Mediobanca S.p.A.

Assemblea ordinaria e straordinaria

28 ottobre 2021

Esito della votazione sul punto 1.1
dell'ordine del giorno

SCHEDA NOMINATIVO

	NUMERO DI AZIONI	
	TOTALE	CON DIRITTO DI VOTO
1899 ATOUT EUROLAND CORE +	119.525	119.525
1900 ATOUT EUROLAND HAUT RENDEMENT	7.840	7.840
1901 ATOUT EUROPE CORE +	62.027	62.027
1902 ATOUT FRANCE CORE +	15.180	15.180
1477 AURELIA S.R.L.	4.300.000	4.300.000
1644 AURION GLOBAL EQUITY FUND	2.103	2.103
1106 AUSTRALIAN CAPITAL TERRITORY	15.114	15.114
668 AUSTRALIANSUPER	35	35
1107 AVALON PORTFOLIO II LLC	4.451	4.451
539 AVIVA DIVERSIFIE	3.342	3.342
540 AVIVA INVEST VALORISATION	122.188	122.188
541 AVIVA INVESTORS CONVICTION	229.805	229.805
669 AVIVA INVESTORS INVESTMENT FUNDS ICVC AVIVA INVESTORS INTERNATIONAL INDEX TRAC	10.591	10.591
670 AVIVA INVESTORS PASSIVE FUNDS ACS - AI 30:70 GLOBAL EQUITY (CURRENCY HEDGED) INDEX I	9.270	9.270
671 AVIVA INVESTORS PASSIVE FUNDS ACS - AI 50:50 GLOBAL EQUITY INDEX FUND	68.208	68.208
672 AVIVA INVESTORS PASSIVE FUNDS ACS - AI 60:40 GLOBAL EQUITY INDEX FUND	16.450	16.450
673 AVIVA INVESTORS PASSIVE FUNDS ACS - AI CONTINENTAL EUROPEAN EQUITY INDEX FUND	15.188	15.188
674 AVIVA INVESTORS PASSIVE FUNDS ACS - AI DEVELOPED EUROPEAN EX UK EQUITY INDEX FUND	23.975	23.975
675 AVIVA INVESTORS PASSIVE FUNDS ACS - AI DEVELOPED WORLD EX UK EQUITY INDEX FUND	44.155	44.155
676 AVIVA LIFE & PENSIONS UK LIMITED	1.586	1.586
677 AVIVA LIFE & PENSIONS UK LIMITED	3.333	3.333
678 AVIVA LIFE & PENSIONS UK LIMITED	5.018	5.018
681 AVIVA LIFE & PENSIONS UK LIMITED	11.737	11.737
679 AVIVA LIFE & PENSIONS UK LIMITED	16.145	16.145
680 AVIVA LIFE & PENSIONS UK LIMITED	16.224	16.224
682 AVIVA LIFE & PENSIONS UK LIMITED	34.487	34.487
542 AVIVA PATRIMOINE	21.476	21.476
543 AVIVA PERFORMANCE	6.415	6.415
39 AWARE SUPER	176	176
38 AWARE SUPER	239	239
41 AWARE SUPER	1.382	1.382
40 AWARE SUPER	2.536	2.536
42 AWARE SUPER LEVEL 28	2.756	2.756
683 AXA AA DIVERSIFIE INDICIEL 1	39.597	39.597
1645 AXA MPS FINANCIAL DESIGNATED ACTIVITY CO	453.000	453.000
684 AXA VORSORGE FONDS II EQUITIES GLOBAL MARKETS PASSIVE CREDIT SUISSE FUNDS AG	39.424	39.424
43 AXA WORLD FUNDS	1.150.000	1.150.000
685 AZ FUND 1 AZ ALLOCATION PIR ITALIAN EXCELLENCE 30	16.000	16.000
686 AZ FUND 1 AZ ALLOCATION PIR ITALIAN EXCELLENCE 70	260.415	260.415
687 AZIMUT CAPITAL MANAGEMENT SGR S.P.A	115.000	115.000
1646 AZL DFA INTERNATIONAL CORE EQUITY FUND	11.475	11.475
1647 AZL INTERNATIONAL INDEX FUND	64.613	64.613
1648 AZL MSCI GLOBAL EQUITY INDEX FUND	5.740	5.740
1478 BANCA MEDIOLANUM S.P.A.	22.644.712	22.644.712
1553 BANCO BILBAO VIZCAYA MADRID	60.158	60.158
690 BANCO CENTRAL DE TIMOR-LESTE (BCTL)	4.041	4.041
688 BANCO CENTRAL DE TIMOR-LESTE (BCTL)	23.291	23.291
689 BANCO CENTRAL DE TIMOR-LESTE (BCTL)	26.233	26.233
1108 BANCO NACIONAL DE PANAMA ACTING AS TRUSTEE OF THE FIDEICOMISO DE FONDO DE AHORI	5.010	5.010
1651 BANK OF KOREA	1	1
1649 BANK OF KOREA	2.209	2.209

Mediobanca S.p.A.

Assemblea ordinaria e straordinaria

28 ottobre 2021

**Esito della votazione sul punto 1.1
dell'ordine del giorno**

SCHEDA NOMINATIVO

	NUMERO DI AZIONI	
	TOTALE	CON DIRITTO DI VOTO
1654 BANK OF KOREA	2.350	2.350
1650 BANK OF KOREA	25.506	25.506
1652 BANK OF KOREA	132.901	132.901
1653 BANK OF KOREA	153.462	153.462
1109 BATTELLE MEMORIAL INSTITUTE	23.180	23.180
1554 BCT POOLED INVESTMENT FUND SERIES SMART EUROPEAN EQUITY FUND	7.438	7.438
44 BEAR CREEK INC	6.029	6.029
45 BEAR CREEK INC	13.251	13.251
1110 BEAT DRUGS FUND ASSOCIATION	789	789
1111 BECTON DICKINSON AND COMPANY MASTER RETIREMENT TRUST	16.855	16.855
1903 BEL EQUITY EUROPE ESG	52.686	52.686
1655 BELL ATLANTIC MASTER TRUST	2.499	2.499
1112 BELLEVUE FUNDS (LUX) - BB ENTREPRENEUR EUROPE SMALL	146.845	146.845
1656 BELLSOUTH CORP RFA VEBA TRUST	8.047	8.047
1113 BELLSOUTH CORPORATE TRUST UNDER EXECUTIVE BENEFIT PLAN(S) FO.	4.100	4.100
1114 BELLSOUTH CORPORATE TRUST UNDER EXECUTIVE BENEFIT PLAN(S).	20.600	20.600
1115 BELLSOUTH CORPORATION TRUST UNDER EXECUTIVE BENEFIT PLAN(S)	3.600	3.600
1116 BELLSOUTH ENTERPRISES INC. TRUST UNDER EXECUTIVE BENEFIT PLA.	5.700	5.700
46 BERNSTEIN FUND INC INTERNATIONAL STRATEGIC EQUITIES PORTFOLIO	6.502.400	6.502.400
691 BEST INVESTMENT CORPORATION	2.038	2.038
692 BEST INVESTMENT CORPORATION	7.238	7.238
693 BESTSELECT - AB EUROPEAN EQUITY	361.512	361.512
1117 BETTER BE GOOD LLC	411	411
1904 BFT EURO FUTUR ESG	58.000	58.000
1905 BFT PARTNERS - VIA EQUITY EURO	75.092	75.092
47 BLACKROCK - IG INTERNATIONALEQUITY POOL	34.007	34.007
694 BLACKROCK ADVANTAGE ESG INTERNATIONAL EQUITY FUND OF BLACKROCK FUNDS	897	897
546 BLACKROCK ADVANTAGE GLOBAL FUN	5.423	5.423
1657 BLACKROCK ADVANTAGE INTERNATIONAL FUND	325.912	325.912
1124 BLACKROCK AUTHORISED CONTRACTUAL SCHEME I	309	309
1119 BLACKROCK AUTHORISED CONTRACTUAL SCHEME I	1.095	1.095
1123 BLACKROCK AUTHORISED CONTRACTUAL SCHEME I	1.231	1.231
1120 BLACKROCK AUTHORISED CONTRACTUAL SCHEME I	2.284	2.284
1118 BLACKROCK AUTHORISED CONTRACTUAL SCHEME I	6.554	6.554
1121 BLACKROCK AUTHORISED CONTRACTUAL SCHEME I	7.182	7.182
1122 BLACKROCK AUTHORISED CONTRACTUAL SCHEME I	10.375	10.375
695 BLACKROCK CDN MSCI ACWI EX-CANADA INDEX FUND	15.920	15.920
696 BLACKROCK CDN MSCI EAFE EQUITY INDEX FUND	18.261	18.261
697 BLACKROCK FISSION INDEXED INTERNATIONAL EQUITY FUND	3.184	3.184
1658 BLACKROCK FUND MANAGERS LTD	25.763	25.763
1515 BLACKROCK FUNDS I ICAV	588	588
1514 BLACKROCK FUNDS I ICAV	14.335	14.335
1660 BLACKROCK GLOBAL FUNDS	91.906	91.906
1659 BLACKROCK GLOBAL FUNDS	141.941	141.941
48 BLACKROCK GLOBAL INDEX FUNDS	1.410	1.410
49 BLACKROCK GLOBAL INDEX FUNDS	15.239	15.239
1517 BLACKROCK INDEX SELECTION FUND	346	346
1518 BLACKROCK INDEX SELECTION FUND	699	699
1519 BLACKROCK INDEX SELECTION FUND	1.160	1.160
1516 BLACKROCK INDEX SELECTION FUND	9.353	9.353
1520 BLACKROCK INDEX SELECTION FUND	11.055	11.055

Mediobanca S.p.A.

Assemblea ordinaria e straordinaria

28 ottobre 2021

**Esito della votazione sul punto 1.1
dell'ordine del giorno**

SCHEDA NOMINATIVO

	NUMERO DI AZIONI	
	TOTALE	CON DIRITTO DI VOTO
698 BLACKROCK INSTITUTIONAL POOLED FUNDS PLC	122	122
699 BLACKROCK INSTITUTIONAL POOLED FUNDS PLC	5.398	5.398
709 BLACKROCK INSTITUTIONAL TRUST COMPANY, N.A. INVESTMENT FUNDS FOR EMPLOYEE BE	2.392	2.392
707 BLACKROCK INSTITUTIONAL TRUST COMPANY, N.A. INVESTMENT FUNDS FOR EMPLOYEE BE	8.620	8.620
713 BLACKROCK INSTITUTIONAL TRUST COMPANY, N.A. INVESTMENT FUNDS FOR EMPLOYEE BE	18.247	18.247
702 BLACKROCK INSTITUTIONAL TRUST COMPANY, N.A. INVESTMENT FUNDS FOR EMPLOYEE BE	32.263	32.263
710 BLACKROCK INSTITUTIONAL TRUST COMPANY, N.A. INVESTMENT FUNDS FOR EMPLOYEE BE	51.612	51.612
706 BLACKROCK INSTITUTIONAL TRUST COMPANY, N.A. INVESTMENT FUNDS FOR EMPLOYEE BE	65.630	65.630
704 BLACKROCK INSTITUTIONAL TRUST COMPANY, N.A. INVESTMENT FUNDS FOR EMPLOYEE BE	93.617	93.617
700 BLACKROCK INSTITUTIONAL TRUST COMPANY, N.A. INVESTMENT FUNDS FOR EMPLOYEE BE	121.813	121.813
708 BLACKROCK INSTITUTIONAL TRUST COMPANY, N.A. INVESTMENT FUNDS FOR EMPLOYEE BE	324.706	324.706
712 BLACKROCK INSTITUTIONAL TRUST COMPANY, N.A. INVESTMENT FUNDS FOR EMPLOYEE BE	343.597	343.597
701 BLACKROCK INSTITUTIONAL TRUST COMPANY, N.A. INVESTMENT FUNDS FOR EMPLOYEE BE	498.247	498.247
705 BLACKROCK INSTITUTIONAL TRUST COMPANY, N.A. INVESTMENT FUNDS FOR EMPLOYEE BE	994.712	994.712
714 BLACKROCK INSTITUTIONAL TRUST COMPANY, N.A. INVESTMENT FUNDS FOR EMPLOYEE BE	1.075.696	1.075.696
703 BLACKROCK INSTITUTIONAL TRUST COMPANY, N.A. INVESTMENT FUNDS FOR EMPLOYEE BE	1.147.880	1.147.880
711 BLACKROCK INSTITUTIONAL TRUST COMPANY, N.A. INVESTMENT FUNDS FOR EMPLOYEE BE	1.767.813	1.767.813
715 BLACKROCK INTERNATIONAL ALPHA TILTS FUND	6.086	6.086
716 BLACKROCK INTERNATIONAL INDEX V.I. FUND OF BLACKROCK VARIABLE SERIES FUNDS, INC	7.311	7.311
1661 BLACKROCK LIFE LIMITED	16.949	16.949
1663 BLACKROCK LIFE LTD	155	155
1662 BLACKROCK LIFE LTD	1.475	1.475
1664 BLACKROCK LIFE LTD	3.035	3.035
1665 BLACKROCK LIFE LTD	4.157	4.157
1666 BLACKROCK LIFE LTD	15.765	15.765
1667 BLACKROCK LIFE LTD	94.972	94.972
717 BLACKROCK MSCI EAFE EQUITY INDEX NON-LENDABLE FUND B	122.315	122.315
718 BLACKROCK MSCI EMU IMI INDEX FUND B (EMUIMIB)	457	457
719 BLACKROCK MULTI-ASSET INCOME PORTFOLIO OF BLACKROCK FUNDS II	290.330	290.330
1668 BLACKROCK SOLUTIONS FUNDS ICAV	73.908	73.908
50 BLACKROCK STRATEGIC FUNDS	135	135
1125 BLACKROCK UCITS CCF. BLACKROCK ASSET MANAGEMENT IRELAND LIMITED	29.968	29.968
51 BMO MSCI EAFE INDEX ETF	143.252	143.252
1555 BNY MELLON DT NSL INTERNATIONAL STOCK INDEX FUND	28.379	28.379
1669 BNY MELLON INTERNATIONAL STOCK INDEX FUND	18.619	18.619
1556 BNYM MELLON CF SL INTERNATIONAL STOCK INDEX FUND	33.269	33.269
1557 BNYM MELLON DB SL INTERNATIONAL STOCK INDEX FUND	308.072	308.072
1558 BNYM MELLON NSL INTERNATIONAL STOCK INDEX FUND	57.100	57.100
720 BNZ WHOLESALE INTERNATIONAL EQUITIES (INDEX) FUND	11.626	11.626
1671 BOARD OF PENSIONS OF THE EVANGELICAL LUTHERAN CHURCH IN AMERICA	2.801	2.801
1670 BOARD OF PENSIONS OF THE EVANGELICAL LUTHERAN CHURCH IN AMERICA	7.684	7.684
721 BOILERMAKERS NATIONAL ANNUITY TRUST	45.281	45.281
52 BP PENSION FUND	9.127	9.127
722 BPI GIF	49.000	49.000
1559 BRANDYTRUST GLOBAL PARTNERS LP	14.549	14.549
550 BRIDGE BUILDER INTERNATIONAL E	26.741	26.741
54 BRIGHHOUSE FUNDS TRUST II METLIFE MSCI EAFE INDEX PORTFOLIO	44.816	44.816
1127 BRITISH COLUMBIA INVESTMENT MANAGEMENT CORPORATION.	761	761
1126 BRITISH COLUMBIA INVESTMENT MANAGEMENT CORPORATION.	963	963
723 BRUNEI SHELL RETIREMENT BENEFIT FUND	1.272	1.272
1560 BRUNSWICK UNIT 1 QUALIFIED NUCLEAR DECOMMISSIONING FUND	4.977	4.977

Mediobanca S.p.A.

Assemblea ordinaria e straordinaria

28 ottobre 2021

Esito della votazione sul punto 1.1
dell'ordine del giorno

SCHEDA NOMINATIVO

	NUMERO DI AZIONI	
	TOTALE	CON DIRITTO DI VOTO
1561 BRUNSWICK UNIT 2 QUALIFIED NUCLEAR DECOMMISSIONING FUND	5.094	5.094
724 BT INTERNATIONAL SHARES INDEX FUND	39.176	39.176
725 BT WHOLESALE MULTI-MANAGER INTERNATIONAL SHARE FUND	13.778	13.778
726 BUMA-UNIVERSAL-FONDS I	6.536	6.536
727 BUREAU OF LABOR FUNDS - LABOR RETIREMENT FUND	1.798	1.798
730 BUREAU OF LABOR FUNDS-LABOR PENSION FUND	1.586	1.586
729 BUREAU OF LABOR FUNDS-LABOR PENSION FUND	2.742	2.742
728 BUREAU OF LABOR FUNDS-LABOR PENSION FUND	3.856	3.856
732 BUREAU OF LABOR FUNDS-LABOR PENSION FUND	5.140	5.140
731 BUREAU OF LABOR FUNDS-LABOR PENSION FUND	9.820	9.820
55 CAISSE DE DEPOT ET PLACEMENT DUQUEBEC	4.543	4.543
733 CAISSE DES DEPOTS ET CONSIGNATIONS	218.946	218.946
734 CALCIUM QUANT	34.724	34.724
59 CALIFORNIA PUBLIC EMPLOYEES RETIREMENT SYSTEM	3.978	3.978
58 CALIFORNIA PUBLIC EMPLOYEES RETIREMENT SYSTEM	5.055	5.055
57 CALIFORNIA PUBLIC EMPLOYEES RETIREMENT SYSTEM	718.940	718.940
56 CALIFORNIA PUBLIC EMPLOYEES RETIREMENT SYSTEM	1.497.441	1.497.441
61 CALIFORNIA STATE TEACHERS' RETIREMENT SYSTEM	1.829	1.829
62 CALIFORNIA STATE TEACHERS' RETIREMENT SYSTEM	62.819	62.819
63 CALIFORNIA STATE TEACHERS' RETIREMENT SYSTEM	166.966	166.966
60 CALIFORNIA STATE TEACHERS' RETIREMENT SYSTEM	203.943	203.943
64 CALIFORNIA STATE TEACHERS' RETIREMENT SYSTEM	309.558	309.558
1534 CALT 2004 SRL	1.500.000	1.500.000
1129 CALVERT CLIFFS NUCLEAR POWER PLANT UNIT ONE QUALIFIED FUND	2.200	2.200
1128 CALVERT CLIFFS NUCLEAR POWER PLANT UNIT ONE QUALIFIED FUND	2.900	2.900
65 CALVERT INTERNATIONAL RESPONSIBLE INDEX FUND	29.117	29.117
66 CALVERT VP EAFE INTERNATIONAL INDEX PORTFOLIO	4.446	4.446
67 CANADA PENSION PLAN INVESTMENT BOARD (CPPIB)	3.750.500	3.750.500
1535 CAPITOLIUM SRL	300.000	300.000
68 CARLETON UNIVERSITY RETIREMENT PLAN	52.850	52.850
1130 CARNELIAN INVESTMENT MANAGEMENT LLC	11.620	11.620
1562 CAROL SPEARS REV TRUST DTD 9 29 2006	4.000	4.000
69 CAYMAN ISLANDS CHAMBER OF COMMERCE PENSION FUND	3.666	3.666
1880 CB NL AIF CLIENTS ASSETS TAXABLE	16.570	16.570
1131 CBOSC-CBGS-WGSS07	12.141	12.141
736 CC AND L ALTERNATIVE GLOBAL EQUITY FUND	315	315
1563 CDW 73 IRR PARA GL	351	351
1876 CENTRAL BANK OF IRELAND	1.051	1.051
1564 CENTRAL PENSION FUND OF THE INTERNATIONAL UNION OF OPERATING EMPLOYERS	14.168	14.168
1565 CENTRAL PENSION FUND OF THE INTERNATIONAL UNION OF OPERATING ENGINEERS AND PART	118.209	118.209
70 CENTRAL PROVIDENT FUND BOARD	1.396	1.396
1132 CFSIL ATF CMLA INTERNATIONAL SHARE FUND	8.069	8.069
1133 CHALLENGE FUNDS - CHALLENGE EUROPEAN EQUITY FUND	18.098	18.098
737 CHINA LIFE INSURANCE (GROUP) COMPANY	1.597	1.597
71 CHRISTIAN SUPER	1.787	1.787
1134 CHRISTOPHER J MILLERCHIP	519	519
72 CIBC EUROPEAN INDEX FUND	3.780	3.780
73 CIBC INTERNATIONAL INDEX FUND	33.893	33.893
74 CIBC POOLED INTERNATIONAL EQUITY INDEX FUND	3.132	3.132
1135 CINDY SPRINGS LLC	49.952	49.952
1137 CITIBANK INTERNATIONAL PLC AS TRUSTEE CITIBANK INT.PL	131.561	131.561

Mediobanca S.p.A.

Assemblea ordinaria e straordinaria

28 ottobre 2021

Esito della votazione sul punto 1.1
dell'ordine del giorno

SCHEDA NOMINATIVO

	NUMERO DI AZIONI	
	TOTALE	CON DIRITTO DI VOTO
1136 CITIBANK INTERNATIONAL PLC AS TRUSTEE CITIBANK INT.PLC	2.005.574	2.005.574
1138 CITITRUST LIMITED AS TRUSTEE OF BLACKROCK PREMIER FUNDS-BLACKROCK WORLD EQUITY	3.625	3.625
1566 CITW FUND LP	582	582
1139 CITY OF FRESNO RETIREMENT SYSTEMS	169.764	169.764
1141 CITY OF LOS ANGELES FIRE AND POLICE PENSION PLAN	39.795	39.795
1140 CITY OF LOS ANGELES FIRE AND POLICE PENSION PLAN	81.351	81.351
1672 CITY OF MEMPHIS RETIREMENT SYSTEM	31.453	31.453
738 CITY OF PHILADELPHIA PUBLIC EMPLOYEES RETIREMENT SYSTEM	36.505	36.505
1142 CITY OF TALLAHASSEE	81.710	81.710
78 CITY UNIVERSITY OF NEW YORK	531	531
739 CIVIL SERVICE EMPLOYEES PENSION FUND	10.515	10.515
1143 CLEARWATER INTERNATIONAL FUND	14.266	14.266
1867 CLEOME INDEX EMU EQUITIES	4.228	4.228
1868 CLEOME INDEX EUROPE EQUITIES	8.118	8.118
740 CM-AM SMALL & MIDCAP EURO	344.000	344.000
742 CM-CIC SICAV	14.000	14.000
741 CM-CIC SICAV	200.000	200.000
1144 CMLA INDEXED GLOBAL SHARE FUND	3.389	3.389
79 COLLEGE RETIREMENT EQUITIES FUND	1.174.572	1.174.572
81 COLONIAL FIRST STATE INVESTMENTFUND 3	27.772	27.772
1145 COLONIAL FIRST STATE INVESTMENTS LIMITED...	10.775	10.775
1147 COLONIAL FIRST STATE INVESTMENTS LIMITED...	39.648	39.648
1146 COLONIAL FIRST STATE INVESTMENTS LIMITED...	92.833	92.833
1148 COLONIAL FIRST STATE WHOLESALE INDEXED GLOBAL SHARE FUND	27.400	27.400
1149 COMBUSTION ENGINEERING 524(G) ASBESTOS PI TRUST	541	541
743 COMMINGLED PENSION TRUST FUND (EAFE EQUITY INDEX) OF JP MORGAN CHASE BANK, N.A.	316.965	316.965
1150 COMMONWEALTH GLOBAL SHARE FUND 17..	214.239	214.239
1673 COMMONWEALTH OF PA TREASURY	1.713	1.713
1674 COMMONWEALTH OF PENNSYLVANIA PUBLIC SCHOOL EMPLOYEES RETIR	69.569	69.569
1151 COMMONWEALTH SUPERANNUATION CORPORATION AS TRUSTEE	30.293	30.293
82 CONNECTICUT GENERAL LIFE INSURANCE COMPANY	1.304	1.304
745 CONNECTICUT GENERAL LIFE INSURANCE COMPANY	3.151	3.151
744 CONNECTICUT GENERAL LIFE INSURANCE COMPANY	8.139	8.139
746 CONSERVATION INTERNATIONAL FOUNDATION, INC.	441	441
1675 CONSERVATIVE BALANCED PORTFOLIO	1.342	1.342
1567 CONSOLIDATED EDISON RETIREMENT PLAN	33.608	33.608
747 CONVICTION PATRIMOINE	34.400	34.400
83 COUNSEL DEFENSIVE GLOBAL EQUITY	2.860	2.860
1676 COUNTY EMPLOYEES ANNUITY AND BENEFIT FUND OF COOK COUNTY	28.833	28.833
1568 COUNTY OF SANTA CLARA	24.385	24.385
1906 CPR EUROLAND ESG	140.382	140.382
1907 CPR EUROLAND PREMIUM	46.472	46.472
1152 CREDIT SUISSE FUNDS AG	25.741	25.741
750 CREDIT SUISSE INDEX FUND (LUX)	7.212	7.212
749 CREDIT SUISSE INDEX FUND (LUX)	138.710	138.710
748 CREDIT SUISSE INDEX FUND (LUX)	153.097	153.097
751 CREDIT SUISSE LUX EUROZONE QUALITY GROWTH EQUITY FUND	283.974	283.974
1877 CRELAN INVEST BALANCED	34.598	34.598
1878 CRELAN INVEST CONSERVATIVE	4.397	4.397
1879 CRELAN INVEST DYNAMIC	15.287	15.287
1153 CROWN SIGMA UCITS PLC - LGT SUSTAINABLE EQUITY EUROPE SUB FU	314.600	314.600

Mediobanca S.p.A.

Assemblea ordinaria e straordinaria

28 ottobre 2021

**Esito della votazione sul punto 1.1
dell'ordine del giorno**

SCHEDA NOMINATIVO

	NUMERO DI AZIONI	
	TOTALE	CON DIRITTO DI VOTO
1154 CROWN SIGMA UCITS PLC - LGT SUSTAINABLE EQUITY MARKET NEUTRA	101.500	101.500
752 CSIF 2 CREDIT SUISSE LUX COPERNICUS ITALY EQUITY FUND	101.625	101.625
753 CSIF CH EQUITY EMU CREDIT SUISSE FUNDS AG	61.407	61.407
754 CSIF CH EQUITY EUROPE EX CH BLUE CREDIT SUISSE FUNDS AG	15.781	15.781
755 CSIF CH III EQUITY WORLD EX CH VALUE WEIGHTED PENSION FUND CREDIT SUISSE FUNDS AG	5.437	5.437
1155 CSX CORP MASTER PENSION TRUST	27.077	27.077
756 CUSTODY BANK OF JAPAN, LTD. AS TRUSTEE FOR MIZUHO TRUST & BANKING CO., LTD. AS TRU	57.442	57.442
757 CUSTODY BANK OF JAPAN, LTD. AS TRUSTEE FOR MIZUHO TRUST & BANKING CO., LTD. AS TRU	3.246	3.246
559 CUSTODY BANK OF JAPAN, LTD. RE	17.305	17.305
758 CUSTODY BANK OF JAPAN, LTD. RE: MATB NISSAY / PANAGORA GLOBAL EQUITY PASSIVE FUND	1.735	1.735
759 CUSTODY BANK OF JAPAN, LTD. RE: RB TOKKIN 18420-7105	293.020	293.020
760 CUSTODY BANK OF JAPAN, LTD. RE: RB TOKKIN 18420-7106	293.171	293.171
761 CUSTODY BANK OF JAPAN, LTD. RE: STB FOREIGN STOCK INDEX MOTHER FUND(CURRENCY HEI	9.971	9.971
1156 CYSTIC FIBROSIS FOUNDATION	66.372	66.372
762 D. E. SHAW ALL COUNTRY - PM	1	1
763 DANSKE INVEST INDEX GLOBAL AC RESTRICTED - ACCUMULATING KL	24.162	24.162
1157 DANSKE INVEST SICAV - GLOBAL INDEX	22.822	22.822
1158 DANSKE INVEST SICAV - SRI GLOBAL	5.633	5.633
84 DEAM-FONDS CPT	2.409	2.409
764 DEGROOF PETERCAM ASSET MANAGEMENT REPRESENTING ERGO FUND	65.000	65.000
765 DEKA-MASTER HAEK I	26.194	26.194
766 DELFIN SARL.	8.640.586	8.640.586
1949 DELFIN SARL.	31.000.000	31.000.000
563 DELFIN SARL.	34.317.870	34.317.870
85 DELFIN SARL.	40.861.458	40.861.458
562 DELFIN SARL.	52.841.625	52.841.625
1159 DELFINCO LP	19.798	19.798
86 DELTASHARES S+P INTERNATIONAL MANAGED RISK ETF	7.063	7.063
87 DESJARDINS RI DEVELOPED EXUSA EXCANADA LOW CO2 INDEX ETF	3.155	3.155
88 DESJARDINS RI DEVELOPED EXUSA EXCANADA MULTIFACTOR LOW CO2 ETF	16.320	16.320
89 DESJARDINS RI GLOBAL MULTIFACTOR FOSSIL FUEL RESERVES FREEETF	461	461
90 DETROIT EDISON QUALIFIED NUCLEAR DECOMMISSIONING TRUST	15.054	15.054
767 DEVELOPED EX-FOSSIL FUEL INDEX FUND B (FTDEVXFF)	4.437	4.437
768 DEVELOPED INTERNATIONAL EQUITY SELECT ETF	2.449	2.449
1160 DFI LP EQUITY (PASSIVE	451	451
1948 DIEGO DELLA VALLE & C. S.R.L.	4.401.000	4.401.000
1161 DILLON MARKETABLE SECURITIES COMMON TRUST FUND C/O KESWICK MANAGEMENT	1.918	1.918
1677 DIOCESE OF VENICE PENSION PLAN AND TRUST	666	666
1678 DIVERSIFIED INTERNATIONAL FUND	3.310.921	3.310.921
769 DNCA INVEST SOUTH EUROPE OPPORTUNITIES	156.287	156.287
770 DPAM CAPITAL B	39.331	39.331
771 DPAM DBI RDT	254.087	254.087
772 DPAM HORIZON	35.112	35.112
773 DPAM INVEST B	10.139.303	10.139.303
774 DPAM L	884.000	884.000
1679 DUKE ENERGY QUALIFIED NUCLEAR DECOMMISSIONING	36.145	36.145
91 DUKE ENERGY RETIREMENT SAVINGS PLAN	114.700	114.700
92 DUPONT PENSION TRUST	18.304	18.304
93 DWS GLOBAL INCOME BUILDER FUND	77.734	77.734
94 DWS GLOBAL INCOME BUILDER VIP	13.548	13.548
95 DWS INVESTMENT GMBH FOR DEAMFONDS GSK 1	6.284	6.284

Mediobanca S.p.A.

Assemblea ordinaria e straordinaria

28 ottobre 2021

Esito della votazione sul punto 1.1
dell'ordine del giorno

SCHEDA NOMINATIVO

	NUMERO DI AZIONI	
	TOTALE	CON DIRITTO DI VOTO
96 DWS INVESTMENT GMBH FOR DEAMFONDS PG EQ	17.415	17.415
97 DWS INVESTMENT GMBH FOR DWS EUROPEAN OPPORTUNITIES	15.066	15.066
98 DWS INVESTMENT GMBH FOR MULTIINDEX EQUITY FUND	5.069	5.069
1681 DWS INVESTMENT GMBH ON BEHALF OF DEAM FONDS ZDV	678	678
1680 DWS INVESTMENT GMBH ON BEHALF OF DEAM FONDS ZDV	9.216	9.216
1569 DWS INVESTMENT GMBH ON BEHALF OF DEUTSCHE DCG EQ	4.197	4.197
99 DWS INVESTMENT SA FOR ARERO DER WELTFONDS	14.761	14.761
100 DWS MULTI ASSET PIR FUND	122.388	122.388
1162 DYNASTY INVEST LTD	1.116	1.116
1682 EASTSPRING INVESTMENTS	1.370	1.370
101 EATON VANCE EQUITY HARVEST FUNDLLC	6.972	6.972
775 EBK-AKTIE-UNIVERSAL-FONDS	40.430	40.430
1908 ECOFI OPTIM VARIANCE	83.979	83.979
1163 ECOLAB PENSION TRUST	20.235	20.235
1909 EGAMO ACTION EURO	1.400	1.400
1910 EGAMO ALLOCATION FLEXIBLE	17.659	17.659
776 EMBO-FONDS	17.164	17.164
102 EMERGENCY SERVICES SUPERANNUATION SCHEME	1.925	1.925
1164 EMERSON ELECTRIC CO. RETIREMENT MASTER TRUST	39.900	39.900
777 EMPLOYEES RETIREMENT SYSTEM OF GEORGIA	80.902	80.902
1683 EMPLOYEES RETIREMENT SYSTEM OF THE CITY OF BALTIMORE OF BALTIMORE	977	977
1684 EMPLOYEES RETIREMENT SYSTEM OF THE STATE OF HAWAII	1	1
1685 ENERGY INSURANCE MUTUAL LIMITED	6.680	6.680
1165 ENERGY INVESTMENT FUND	5.046	5.046
778 ENHANCED INDEX INTERNATIONAL SHARE FUND	11.057	11.057
779 ENHANCED INDEX INTERNATIONAL SHARE FUND	26.249	26.249
1687 ENSIGN PEAK ADVISORS INC	1	1
1686 ENSIGN PEAK ADVISORS INC	60.162	60.162
1688 ENSIGN PEAK ADVISORS INC	63.270	63.270
103 EPSILON ASSOCIATI SGR - EPSILONSGR DLONGRUN	269	269
104 EPSILON ASSOCIATI SGR - EPSILONSGR QRETURN	14.757	14.757
105 EPSILON MULTIASSET VALORE GLOBALE DICEMBRE 2021	5.037	5.037
106 EPSILON MULTIASSET VALORE GLOBALE LUGLIO 2022	5.240	5.240
107 EPSILON MULTIASSET VALORE GLOBALE MAGGIO 2022	6.636	6.636
108 EPSILON MULTIASSET VALORE GLOBALE MARZO 2022	3.426	3.426
780 EQ ADVISORS TRUST - ATM INTERNATIONAL MANAGED VOLATILITY PORTFOLIO	15.653	15.653
781 EQ ADVISORS TRUST - ATM INTERNATIONAL MANAGED VOLATILITY PORTFOLIO	38.581	38.581
782 EQ ADVISORS TRUST - EQ/AB DYNAMIC GROWTH PORTFOLIO	5.748	5.748
783 EQ ADVISORS TRUST - EQ/AB DYNAMIC MODERATE GROWTH PORTFOLIO	26.125	26.125
784 EQ ADVISORS TRUST - EQ/GLOBAL EQUITY MANAGED VOLATILITY PORTFOLIO	19.331	19.331
785 EQ ADVISORS TRUST - EQ/INTERNATIONAL CORE MANAGED VOLATILITY PORTFOLIO	28.075	28.075
786 EQ ADVISORS TRUST - EQ/INTERNATIONAL MANAGED VOLATILITY PORTFOLIO	81.255	81.255
787 EQ OFFSHORE MULTIMANAGER FUNDS TRUST - EQ OFFSHORE AGGRESSIVE MULTIMANAGER FI	2.320	2.320
1166 EQUIPSUPER	9.240	9.240
788 EQUITABLE FINANCIAL LIFE INSURANCE COMPANY	5.844	5.844
789 ERAFP ACTIONS EURO 1	792.384	792.384
109 ES ALLIANCE BERNSTEIN UK EQUITYFUND	334.486	334.486
1689 ES RIVER AND MERCANTILE FUNDS ICVC	97.615	97.615
564 ETOILE ACTIONS INTERNATIONALES	118.171	118.171
110 EURIZON AZIONI ITALIA	713.494	713.494
111 EURIZON PIR ITALIA AZIONI	40.415	40.415

Mediobanca S.p.A.

Assemblea ordinaria e straordinaria

28 ottobre 2021

**Esito della votazione sul punto 1.1
dell'ordine del giorno**

SCHEDA NOMINATIVO

	NUMERO DI AZIONI	
	TOTALE	CON DIRITTO DI VOTO
112 EURIZON PROGETTO ITALIA 40	229.790	229.790
113 EURIZON PROGETTO ITALIA 70	266.688	266.688
114 EURIZON RENDITA	8.497	8.497
790 EUROBEN EQUITY GLOBAL	1.204	1.204
791 EUROPE EQUITY INDEX ESG SCREENED FUND B(EURXCWB)	40.927	40.927
792 EUROPE EX-UK ALPHA TILTS ESG SCREENED FUND B (EUTLTBTTL)	91.078	91.078
793 EUROPE RESTRICTED - ACCUMULATING KL	52.626	52.626
1690 EUROPEAN CENTRAL BANK	38.512	38.512
1691 EUROPEAN CENTRAL BANK	44.031	44.031
1167 EVA VALLEY MA1 LLC	8.853	8.853
1168 EXELON FITZPATRICK QUALIFIED FUND	3.014	3.014
115 FAMILY INVESTMENTS CHILD TRUST FUND	19.552	19.552
116 FAMILY INVESTMENTS GLOBAL ICVC FAMILY BALANCED INTERNATIONALFUND	12.188	12.188
1169 FCM INTERNATIONAL LLC	2.081	2.081
1911 FCP ARRCO LONG TERME D	457.039	457.039
1912 FCP CARP - INDO	195.052	195.052
794 FCP CNP ACTIONS EMU UBS	170.857	170.857
795 FCP FRANCE PLACEMENT EURO ESG	80.075	80.075
796 FCP FRANCE PLCT INTERNATIONAL ESG	173.077	173.077
797 FCP SODIUM I	48.343	48.343
798 FCP VILLIERS ACTIONS EUROPE CPR AM	347.085	347.085
1913 FCP VILLIERS ALLEGRO	179.806	179.806
1914 FCPE EVOLUTIS	157.836	157.836
1915 FDRN AMUNDI	66.566	66.566
1692 FEDERATED HERMES INTERNATIONAL SMALL MID COMPANY FUND	120.000	120.000
1479 FERRERO S.P.A.	2.861.250	2.861.250
799 FIAM GROUP TRUST FOR EMPLOYEE BENEFIT PLANS	2.355.828	2.355.828
1170 FIDDLER PARTNERS LLC.	356	356
800 FIDELITY CONCORD STREET TRUST: FIDELITY SERIES INTERNATIONAL INDEX FUND	9.240	9.240
117 FIDELITY INV TRUST FIDELITY SERIES INT VALUE FUND	12.979.755	12.979.755
118 FIDELITY INV TRUST FIDELITY TOTAL INT EQUITY FUND	27.907	27.907
801 FIDELITY INVESTMENT FUNDS - FIDELITY INDEX EUROPE EX UK FUND	40.799	40.799
802 FIDELITY INVESTMENT FUNDS - FIDELITY INDEX WORLD FUND	43.705	43.705
119 FIDELITY INVESTMENT TRUST FIDELITY FLEX INTERNATIONAL FUND	37.348	37.348
1171 FIDELITY INVESTMENT TRUST: FIDELITY INTERNATIONAL VALUE FUND	343.525	343.525
120 FIDELITY RUTLAND SQUARE TRUST II STRATEGIC ADV FIDELITY INT FND	426.700	426.700
1570 FIDELITY SAI INTERNATIONAL INDEX FUND	223.353	223.353
803 FIDELITY SALEM STREET TRUST: FIDELITY GLOBAL EX U.S. INDEX FUND	200.456	200.456
804 FIDELITY SALEM STREET TRUST: FIDELITY TOTAL INTERNATIONAL INDEX FUND	161.934	161.934
805 FIDELITY SALEM STREET TRUST: FIDELITY ZERO INTERNATIONAL INDEX FUND	76.520	76.520
1172 FIDELITY SALEM STREET TRUST: FIDELITY FLEX INTERNATIONAL INDEX FUND	27.463	27.463
1173 FIDELITY SALEM STREET TRUST: FIDELITY SERIES GLOBAL EX U.S. INDEX FUND	673.658	673.658
806 FIDELITY UCITS II ICAV/FIDELITY MSCI EUROPE INDEX FUND	1.608	1.608
807 FIDELITY UCITS II ICAV/FIDELITY MSCI WORLD INDEX FUND	1.519	1.519
121 FIDEURAM COMPARTO PIANO AZIONI ITALIA	917.500	917.500
122 FIDEURAM COMPARTO PIANO BILANCIATO ITALIA 30	39.000	39.000
123 FIDEURAM COMPARTO PIANO BILANCIATO ITALIA 50	310.000	310.000
124 FIDEURAM ITALIA	51.640	51.640
1480 FIN PRIV SRL	14.340.218	14.340.218
808 FINANCIERE DU PERGUET	18.769.815	18.769.815
566 FINELDO S.R.L.	2.043.720	2.043.720

Mediobanca S.p.A.

Assemblea ordinaria e straordinaria

28 ottobre 2021

**Esito della votazione sul punto 1.1
dell'ordine del giorno**

SCHEDA NOMINATIVO

	NUMERO DI AZIONI	
	TOTALE	CON DIRITTO DI VOTO
1481 FINPROG ITALIA S.P.A.	1.873.621	1.873.621
125 FINPROG ITALIA S.P.A.	2.563.846	2.563.846
809 FINREON WORLD EQUITY MULTI PREMIA CREDIT SUISSE FUNDS AG	518	518
1693 FIRE AND POLICE MEMBERS BENEFIT INVESTMENT FUND	6.907	6.907
1694 FIREFIGHTERS RETIREMENT SYSTEM	32.400	32.400
126 FIRST ASSET MORNINGSTAR INTERNATIONAL VALUE INDEX ETF	212.178	212.178
1695 FLEXIBLE MANAGED PORTFOLIO	1.785	1.785
810 FLEXSHARES MORNINGSTAR DEVELOPED MARKETS EX-US FACTOR TILT INDEX FUND	14.784	14.784
1696 FLORIDA BIRTH RELATED NEUROLOGICAL INJURY COMPENSATION ASSOCIATION	14.827	14.827
1697 FLORIDA GLOBAL EQUITY FUND LLC	3.995	3.995
1571 FLORIDA LLC	46.838	46.838
1699 FLORIDA RETIREMENT SYSTEM	199.401	199.401
1698 FLORIDA RETIREMENT SYSTEM	348.196	348.196
1702 FLORIDA RETIREMENT SYSTEM TRUST FUND	15.737	15.737
1700 FLORIDA RETIREMENT SYSTEM TRUST FUND	36.644	36.644
1701 FLORIDA RETIREMENT SYSTEM TRUST FUND	68.031	68.031
1703 FLORIDA RETIREMENT SYSTEM TRUST FUND	1.268.955	1.268.955
811 FLORNOY FUND	511.405	511.405
127 FLOURISH INVESTMENT CORPORATION	49.729	49.729
128 FMR CAPITAL INC	346	346
129 FND DE SEGURANCA SOCIAL DE MACAU	19.307	19.307
130 FONDAZIONE LUCIE ET ANDRE CHAGNON	15.700	15.700
629 FONDAZIONE CASSA DI RISPARMIO DI TERNI E NARNI	2.210.000	2.210.000
812 FONDAZIONE ROMA - GLOBAL PASSIVE EQUITIES	1.093	1.093
1541 FONDO SCUOLA ESPERO - CRESCITA AZIONARIO	5.185	5.185
813 FONDS DE RESERVE POUR LES RETRAITES (FRR)	41.220	41.220
814 FONDS DE RESERVE POUR LES RETRAITES (FRR)	69.114	69.114
815 FONDS DE RESERVE POUR LES RETRAITES (FRR)	215.414	215.414
1916 FONDS OBJECTIF CLIMAT ACTIONS1	22.435	22.435
1174 FORD MOTOR COMPANY DEFINED BENEFIT MASTER TRUST.	6.525	6.525
1175 FORD MOTOR COMPANY DEFINED BENEFIT MASTER TRUST.	9.708	9.708
1176 FORD MOTOR COMPANY OF CANADA LIMITED PENSION TRUST	5.612	5.612
816 FORD PENSION UNIVERSAL	1.648	1.648
817 FOREIGN STOCK INDEX MOTHER FUND	22.365	22.365
1177 FOURTH AVENUE INVESTMENT COMPANY	18.655	18.655
818 FOVERUKA PENSION UNIVERSAL	6.089	6.089
819 FRANCE INVESTISSEMENT EURO	96.837	96.837
820 FRANCE PLACEMENT EURO ESG PLUS	364.476	364.476
131 FRANK RUSSELL INVESTMENT CO II PLC	14.000	14.000
133 FRANK RUSSELL INVESTMENT COMPANY PLC	5.767	5.767
132 FRANK RUSSELL INVESTMENT COMPANY PLC	64.975	64.975
134 FRANKLIN FTSE EUROPE EX U.K. INDEX ETF	9.920	9.920
135 FRANKLIN LIBERTYSHARES ICAV	528	528
1178 FRANKLIN SELECT GLOBAL MULTI-ASSETINCOME FUND	340	340
136 FRANKLIN TEMPLETON ETF TRUST - FRANKLIN FTSE EUROPE ETF	11.832	11.832
137 FRANKLIN TEMPLETON ETF TRUST - FRANKLIN FTSE EUROPE HEDGED ETF	1.023	1.023
138 FRANKLIN TEMPLETON ETF TRUST - FRANKLIN FTSE ITALY ETF	7.068	7.068
139 FREZZOTTI FRANCA	588	588
140 FREZZOTTI GIOVANNI	1.694	1.694
821 FUNDACAO CALOUSTE GULBENKIAN	6.956	6.956
1179 FUNDO DE PENSOES.	6.366	6.366

Mediobanca S.p.A.

Assemblea ordinaria e straordinaria

28 ottobre 2021

**Esito della votazione sul punto 1.1
dell'ordine del giorno**

SCHEDA NOMINATIVO

	NUMERO DI AZIONI	
	TOTALE	CON DIRITTO DI VOTO
1180 FUTURE FUND BOARD OF GUARDIANS FOR AND ON BEHALF OF FUTURE F.	59.006	59.006
1181 FUTURE FUND BOARD OF GUARDIANS FOR AND ON BEHALF OF THE MEDI.	13.578	13.578
822 G.A.-FUND-B - EURO EQUITIES	232.025	232.025
823 G.A.-FUND-B - SUSTAINABLE WORLD EQUITIES	199.810	199.810
1484 GAVIO BENIAMINO - GAVIO DANIELA	371.642	371.642
1482 GAVIO BENIAMINO GIUSEPPE STEFANO	1.271.642	1.271.642
1485 GAVIO DANIELA	577.500	577.500
1486 GAVIO MARCELLO	332.000	332.000
1182 GBPO - QCF - GLOBAL BALANCED POOL	8.186	8.186
824 GEFIP INVEST	115.000	115.000
141 GENERAL ELECTRIC PENSION TRUST	98.344	98.344
1183 GENERAL ORGANISATION FOR SOCIAL INSURANCE	7.137	7.137
1186 GENERAL PENSION AND SOCIAL SECURITY AUTHORITY GPSSA	5.382	5.382
1185 GENERAL PENSION AND SOCIAL SECURITY AUTHORITY GPSSA	13.003	13.003
1184 GENERAL PENSION AND SOCIAL SECURITY AUTHORITY GPSSA	18.060	18.060
1487 GENERALI ITALIA S.P.A.	2.141.244	2.141.244
1572 GEORGIA TECH FOUNDATION INC	139	139
1521 GERANA SICAV-SIF, S.A.	22.107	22.107
825 GESTIELLE PRO ITALIA	180.000	180.000
1488 GILPAR S.P.A.	1.115.300	1.115.300
1187 GLG EUROPEAN LONG-SHORT FUND MAPLES CORPORATE SERVICES LIMIT	1.368	1.368
826 GLOBAL ALPHA TILTS FUND B (ACWILTILTB)	1.407	1.407
1573 GLOBAL ATLANTIC BLACKROCK DISCIPLINED INTERNATIONAL CORE PORTFOLIO	18.323	18.323
1188 GLOBAL BOND FUND WAYCROSSE INC	35.169	35.169
828 GLOBAL EQUITIES ENHANCED INDEX FUND	6.740	6.740
827 GLOBAL EQUITIES ENHANCED INDEX FUND	16.003	16.003
829 GLOBAL EX-U.S. ALPHA TILTS FUND B (ACWITLB)	29.679	29.679
1917 GLOBAL MULTI ASSET KKS	25.157	25.157
1704 GLOBAL PORTFOLIO	87.600	87.600
142 GMAM GROUP PENSION TRUST II	11.568	11.568
143 GMAM INVESTMENT FUNDS TRUST	28.353	28.353
144 GMAM INVESTMENT FUNDS TRUST	53.400	53.400
145 GMO BENCHMARKFREE FUND	77.313	77.313
146 GMO FUNDS PLC GMO GLOBAL EQUITYALLOCATION INVESTMENT FUND	7.432	7.432
147 GMO FUNDS PLC GMO GLOBAL REAL RETURN (UCITS) FUND	47.451	47.451
148 GMO IMPLEMENTATION FUND	166.948	166.948
149 GMO INTERNATIONAL EQUITY FUND	417.710	417.710
150 GMO STRATEGIC OPPORTUNITIES ALLOCATION FUND	9.979	9.979
151 GMO TAXMANAGED INTERNATIONAL EQUITIES FUND	4.523	4.523
1705 GMS ERISA GROUP TRUST	17.200	17.200
1706 GOLDMAN SACHS MARKETBETA INTERNATIONAL EQUITY ETF	14.288	14.288
152 GOLDMAN SACHS TRUST GOLDMAN SACHS GLOBAL MANAGED BETA FUND	3.912	3.912
153 GOLDMAN SACHS TRUST II - GOLDMAN SACHS MULTI-MANAGER ALTERNATIVE	11.698	11.698
154 GOLDMAN SACHS UK RETIREMENT PLAN	9.341	9.341
1708 GOVERNMENT EMPLOYEES PENSION FUND	20.150	20.150
1707 GOVERNMENT EMPLOYEES PENSION FUND	23.745	23.745
1189 GOVERNMENT EMPLOYEES SUPERANNUATION BOARD	10.360	10.360
1192 GOVERNMENT OF NORWAY	579.954	579.954
1190 GOVERNMENT OF NORWAY	1.010.000	1.010.000
1191 GOVERNMENT OF NORWAY	5.333.137	5.333.137
830 GOVERNMENT PENSION INVESTMENT FUND	47.324	47.324

Mediobanca S.p.A.

Assemblea ordinaria e straordinaria

28 ottobre 2021

**Esito della votazione sul punto 1.1
dell'ordine del giorno**

SCHEDA NOMINATIVO

	NUMERO DI AZIONI	
	TOTALE	CON DIRITTO DI VOTO
155 GOVERNMENT PENSION INVESTMENT FUND	170.561	170.561
1574 GREAT WEST CORE STRATEGIES INTERNATIONAL EQUITY FUND	6.721	6.721
1575 GREAT WEST CORE STRATEGIES INTERNATIONAL EQUITY FUND	34.000	34.000
1709 GREAT WEST INTERNATIONAL INDEX FUND	40.609	40.609
1576 GREAT WEST INTERNATIONAL VALUE FUND	210.400	210.400
1472 GRECO GIOVANNI	300	300
571 GREEN TREE FUND A SERIES OF T	9.498	9.498
1193 GUIDESTONE FUNDS INTERNATIONAL EQUITY INDEX FUND.	21.353	21.353
831 H.E.S.T. AUSTRALIA LIMITED	2.002	2.002
832 H.E.S.T. AUSTRALIA LIMITED	2.023	2.023
833 H.E.S.T. AUSTRALIA LIMITED	12.791	12.791
1194 HAGFORS LIMITED THE R&H TRUST COMPANY LTD	9.029	9.029
1918 HARMO PLACEMENT 2	34.642	34.642
1919 HARMONIE ALLOCATION	32.124	32.124
1920 HARMONIE EQUILIBRE	66.401	66.401
1577 HARRIS UNIT 1 QUALIFIED NUCLEAR DECOMMISSIONING FUND	2.843	2.843
834 HARTFORD ACCIDENT AND INDEMNITY COMPANY	1.832	1.832
157 HARTFORD SCHRODERS INTERNATIONAL MULTI-CAP VALUE FUND	355.253	355.253
1195 HASLAM FAMILY INVESTMENT PARTNERSHI	1.822	1.822
158 HC CAPITAL TRUST - THE ESG GROWTH PORTFOLIO	1.412	1.412
159 HC CAPITAL TRUST- THE CATHOLIC SRI GROWTH PORTFOLIO	356	356
160 HC CAPITAL TRUST- THE INSTITUTIONAL INTERNATIONAL EQUITY PORTFOL	32.957	32.957
161 HC CAPITAL TRUST- THE INTERNATIONAL EQUITY PORTFOLIO	187.061	187.061
835 HC RENTE	5.238	5.238
836 HELABA-INVEST KAPITALANLAGEGESELLSCHAFT MBH	212.900	212.900
837 HI MANPT FONDS	41.787	41.787
1199 HONG KONG SAR GOVERNMENT EXCHANGE FUND.	5.572	5.572
1198 HONG KONG SAR GOVERNMENT EXCHANGE FUND.	10.286	10.286
1197 HONG KONG SAR GOVERNMENT EXCHANGE FUND.	87.939	87.939
1196 HONG KONG SAR GOVERNMENT EXCHANGE FUND.	508.629	508.629
1201 HOSTPLUS POOLED SUPERANNUATION TRUST	1.703	1.703
1200 HOSTPLUS POOLED SUPERANNUATION TRUST	18.954	18.954
1202 HRW TESTAMENTARY TRUST NO 1.	4.526	4.526
1203 HRW TESTAMENTARY TRUST NO 2.	2.284	2.284
1204 HRW TESTAMENTARY TRUST NO 3.	2.820	2.820
1205 HRW TESTAMENTARY TRUST NO 4.	1.718	1.718
1206 HRW TESTAMENTARY TRUST NO 5.	1.764	1.764
1207 HRW TESTAMENTARY TRUST NO 6.	4.620	4.620
1208 HRW TESTAMENTARY TRUST NO. 10.	2.903	2.903
1209 HRW TESTAMENTARY TRUST NO. 11.	5.561	5.561
1210 HRW TESTAMENTARY TRUST NO. 12.	4.952	4.952
1211 HRW TESTAMENTARY TRUST NO. 7.	3.795	3.795
1212 HRW TESTAMENTARY TRUST NO. 8.	3.924	3.924
1213 HRW TESTAMENTARY TRUST NO. 9.	2.903	2.903
1214 HRW TRUST NO 1 UAD 01/17/03.	6.490	6.490
1215 HRW TRUST NO 2 UAD 01/17/03.	1.222	1.222
1216 HRW TRUST NO 3 UAD 01/17/03.	1.483	1.483
1217 HRW TRUST NO 4 UAD 01/17/03..	1.483	1.483
162 HSBC BANK SSB AUT EU SCREEN EX CONTROVERSIES CW INDEX EQ FND	466.737	466.737
838 HSBC ETF'S PLC	7.560	7.560
840 HSBC ETF'S PLC	9.152	9.152

Mediobanca S.p.A.

Assemblea ordinaria e straordinaria

28 ottobre 2021

Esito della votazione sul punto 1.1
dell'ordine del giorno

SCHEDA NOMINATIVO

	NUMERO DI AZIONI	
	TOTALE	CON DIRITTO DI VOTO
839 HSBC ETF'S PLC	14.517	14.517
841 HSBC ETFS PLC - HSBC MSCI EUROPE CLIMATE PARIS ALIGNED UCITS ETF	3.678	3.678
842 HSBC ETFS PUBLIC LIMITED COMPANY	323	323
843 HSBC EUROPEAN INDEX FUND	293.587	293.587
844 HSBC INDEX TRACKER INVESTMENT FUNDS ICVC	38.413	38.413
845 HSBC LIFE (INTERNATIONAL) LIMITED	1.837	1.837
848 HSBC LIFE (INTERNATIONAL) LIMITED	3.136	3.136
846 HSBC LIFE (INTERNATIONAL) LIMITED	8.230	8.230
847 HSBC LIFE (INTERNATIONAL) LIMITED	10.540	10.540
1710 IA CLARINGTON GLOBAL VALUE FUND	5.044	5.044
163 IBM 401(K) PLUS PLAN TRUST	104.942	104.942
1218 IBM DIVERSIFIED GLOBAL EQUITY FUND	12.731	12.731
849 IBM PERSONAL PENSION PLAN TRUST	5.048	5.048
164 IBM RETIREMENT PLAN	2.736	2.736
1921 ICARE	11.786	11.786
850 IF IST2 EUROPE INDEX	26.614	26.614
851 IFM GLOBAL INDEXED EQUITIES FUND	1.730	1.730
166 IG MACKENZIE EUROPEAN MID-CAP EQUITY FUND	155.001	155.001
165 IG MACKENZIE EUROPEAN MID-CAP EQUITY FUND	881.316	881.316
852 II	265.000	265.000
1219 ILA - RAFIMF	2.845	2.845
1220 ILA-A-FTSEDW	33.439	33.439
1221 ILA-LA WORLD ESG SCREENED FUND	13.214	13.214
1578 IMCO GLOBAL PUBLIC EQUITY LP	28.078	28.078
169 IMPERIAL INTERNATIONAL EQUITY POOL	7.768	7.768
168 IMPERIAL INTERNATIONAL EQUITY POOL	17.533	17.533
167 IMPERIAL INTERNATIONAL EQUITY POOL	615.033	615.033
170 IMPERIAL OVERSEAS EQUITY POOL	28.152	28.152
1869 INDEXIQ FACTORS SUSTAIN EMU EQUITY	6.455	6.455
1870 INDEXIQ FACTORS SUSTAIN EU EQUITY	62.729	62.729
1711 INDIANA PUBLIC RETIREMENT SYSTEM	13.490	13.490
1922 INDOSUEZ EURO PATRIMOINE	92.000	92.000
1713 INDUSTRIAL ALLIANCE INSURANCE AND FINANCIAL SERVICES INC	1.734	1.734
1714 INDUSTRIAL ALLIANCE INSURANCE AND FINANCIAL SERVICES INC	10.195	10.195
1712 INDUSTRIAL ALLIANCE INSURANCE AND FINANCIAL SERVICES INC	26.857	26.857
853 ING DIRECT SICAV	42.665	42.665
172 INSTITUTIONAL RETIREMENT TRUST	2.291	2.291
171 INSTITUTIONAL RETIREMENT TRUST	20.425	20.425
854 INSTITUTIONELLA AKTIEFONDEN VARLDEN	36.925	36.925
855 INTECH GLOBAL ALL COUNTRY ENHANCED INDEX FUND LLC	1.111	1.111
1222 INTER AMERICAN DEVELOPMENT BANK STAFF RETIREMENT FUND	54.812	54.812
1223 INTER AMERICAN DEVELOPMENT BANK STAFF RETIREMENT FUND	79.349	79.349
1225 INTER-AMERICAN DEVELOPMENT BANK	25.047	25.047
1224 INTER-AMERICAN DEVELOPMENT BANK	36.131	36.131
856 INTERNATIONAL ALPHA TILTS FUND B (INTLTB)	88.378	88.378
1716 INTERNATIONAL BANK FOR RECONSTRUCTION AND DEVELOPMENT	1.040	1.040
1717 INTERNATIONAL BANK FOR RECONSTRUCTION AND DEVELOPMENT	2.629	2.629
1715 INTERNATIONAL BANK FOR RECONSTRUCTION AND DEVELOPMENT	5.170	5.170
173 INTERNATIONAL EQUITIES SECTOR TRUST	990	990
1226 INTERNATIONAL EQUITY FUND LLC	8.634	8.634
1718 INTERNATIONAL EQUITY INDEX FUND	43.172	43.172

Mediobanca S.p.A.

Assemblea ordinaria e straordinaria

28 ottobre 2021

**Esito della votazione sul punto 1.1
dell'ordine del giorno**

SCHEDA NOMINATIVO

	NUMERO DI AZIONI	
	TOTALE	CON DIRITTO DI VOTO
1227 INTERNATIONAL EXPATRIATE BENEFIT MASTER TRUST	2.076	2.076
177 INTERNATIONAL MONETARY FUND	8.537	8.537
176 INTERNATIONAL MONETARY FUND	8.608	8.608
175 INTERNATIONAL MONETARY FUND	9.829	9.829
174 INTERNATIONAL MONETARY FUND	12.476	12.476
1228 INTERNATIONAL MONETARY FUND RETIRED STAFF BENEFITS INVESTMENT ACCOUNT	374	374
1231 INTERNATIONAL MONETARY FUND STAFF RETIREMENT PLAN 700	1.405	1.405
1230 INTERNATIONAL MONETARY FUND STAFF RETIREMENT PLAN 700	23.160	23.160
1229 INTERNATIONAL MONETARY FUND STAFF RETIREMENT PLAN 700	95.894	95.894
1719 INTERNATIONAL SMALL CO FUND	616.317	616.317
178 INTERNATIONAL TILTS MASTER PORTFOLIO OF MASTER INVESTMENT PORTFO	82.166	82.166
179 INV SOLUTIONS FUNDS ICVC FUNDAMENTAL INDEX GLOBAL EQUITY FUND	99.134	99.134
857 INV. DANSKE INVEST EUROPA INDEKS BNP	7.337	7.337
858 INV. DANSKE INVEST EUROPA INDEKS KL	17.278	17.278
859 INV. DANSKE INVEST GLOBAL INDEKS KL	14.457	14.457
860 INV. DANSKE INVEST, GLOBAL INDEKS - AKKUMULERENDE KL	2.266	2.266
861 INVERSABADELL 10, FI	2.941	2.941
862 INVERSABADELL 25, FI	51.280	51.280
863 INVERSABADELL 50, FI	22.669	22.669
864 INVERSABADELL 70, FI	9.272	9.272
1720 INVESCO FTSE RAFI DEVELOPED MARKETS EX U S ETF	74.656	74.656
1721 INVESCO FTSE RAFI EMERGING MARKETS UCITS ETF	47.031	47.031
180 INVESCO GLOBAL LOW VOLATILITY EQUITY YIELD FUND	1.139	1.139
1722 INVESCO INTERNATIONAL DEVELOPED DYNAMIC MUTLIFACTOR ETF	25.544	25.544
1723 INVESCO MARKETS II PLC	107	107
1724 INVESCO MARKETS II PLC	211	211
1579 INVESCO MARKETS II PLC	1.135	1.135
1580 INVESCO MARKETS II PLC	7.813	7.813
1726 INVESCO MARKETS III PLC	821	821
1725 INVESCO MARKETS III PLC	847	847
1727 INVESCO PERPETUAL GLOBAL FINANCIAL CAPITAL FUND	32.500	32.500
1728 INVESCO PUREBETA FTSE DEVELOPED EX NORTH AMERICA ETF	313	313
1729 INVESCO S AND P EUROPE 350 EQUAL WEIGHT INDEX ETF	648	648
1730 INVESTERINGSFORENINGEN LAEGERNES INVEST LI AKTIER GLOBALE	3.785	3.785
865 INVESTERINGSFORENINGEN NORDEA INVEST ENGROS INTERNATIONALE AKTIER - ETISK TIL	27.740	27.740
866 INVESTERINGSFORENINGEN NORDEA INVEST GLOBALE AKTIER INDEKS KL	3.046	3.046
1731 IOWA PUBLIC EMPLOYEES RETIREMENT SYSTEM	22.342	22.342
1923 IP ACTIONS EURO	20.507	20.507
867 IPAC SPECIALIST INVESTMENT STRATEGIES - INTERNATIONAL SHARE STRATEGY NO.1	2.833	2.833
181 IPC MULTI-FACTOR INTERNATIONAL EQUITY	32.285	32.285
182 IPROFILE INTERNATIONAL EQUITY PRIVATE POOL	162.306	162.306
1732 IQ 50 PERCENT HEDGED FTSE INTERNATIONAL ETF	18.136	18.136
1733 IQ CANDRIAM ESG INTERNATIONAL EQUITY ETF	11.205	11.205
573 IRCEC CASSETTE DIVERSIFIE	74.805	74.805
1734 IRISH AIRLINES PILOTS SUPERANNUATION SCHEME	3.343	3.343
1232 IRISH LIFE ASSURANCE PLC	561	561
1233 IRISH LIFE ASSURANCE PLC	8.180	8.180
1236 IRISH LIFE ASSURANCE PLC	13.894	13.894
1237 IRISH LIFE ASSURANCE PLC	16.960	16.960
1234 IRISH LIFE ASSURANCE PLC	33.345	33.345
1238 IRISH LIFE ASSURANCE PLC	77.675	77.675

Mediobanca S.p.A.

Assemblea ordinaria e straordinaria

28 ottobre 2021

Esito della votazione sul punto 1.1
dell'ordine del giorno

SCHEDA NOMINATIVO

	NUMERO DI AZIONI	
	TOTALE	CON DIRITTO DI VOTO
1235 IRISH LIFE ASSURANCE PLC	115.176	115.176
1239 IRISH LIFE ASSURANCE.	76.721	76.721
1240 IRR K LLC	13.269	13.269
868 ISHARES ALL-COUNTRY EQUITY INDEX FUND	2.349	2.349
183 ISHARES CORE MSCI EAFE ETF	3.130.373	3.130.373
184 ISHARES CORE MSCI EUROPE ETF	256.657	256.657
185 ISHARES CORE MSCI INTERNATIONALDEVELOPED MARKETS ETF	202.576	202.576
186 ISHARES CORE MSCI TOTAL INTERNATIONAL STOCK ETF	626.527	626.527
187 ISHARES EDGE MSCI INTL MOMENTUMFACTOR ETF	67.749	67.749
188 ISHARES EDGE MSCI INTL SIZE FACTOR ETF	1.980	1.980
189 ISHARES EDGE MSCI INTL VALUE FACTOR ETF	81.886	81.886
190 ISHARES EURO STOXX UCITS ETF (DE)	259.845	259.845
191 ISHARES EUROPE ETF	139.182	139.182
192 ISHARES GLOBAL FINANCIALS ETF	284.179	284.179
193 ISHARES II PUBLIC LIMITED COMPANY	3.199	3.199
195 ISHARES II PUBLIC LIMITED COMPANY	12.746	12.746
194 ISHARES II PUBLIC LIMITED COMPANY	17.336	17.336
196 ISHARES III PUBLIC LIMITED COMPANY	16.131	16.131
197 ISHARES III PUBLIC LIMITED COMPANY	24.724	24.724
198 ISHARES INTERNATIONAL FUNDAMENTAL INDEX ETF	624	624
202 ISHARES IV PUBLIC LIMITED COMPANY	632	632
208 ISHARES IV PUBLIC LIMITED COMPANY	815	815
207 ISHARES IV PUBLIC LIMITED COMPANY	1.265	1.265
210 ISHARES IV PUBLIC LIMITED COMPANY	1.374	1.374
209 ISHARES IV PUBLIC LIMITED COMPANY	2.316	2.316
200 ISHARES IV PUBLIC LIMITED COMPANY	4.000	4.000
199 ISHARES IV PUBLIC LIMITED COMPANY	6.786	6.786
204 ISHARES IV PUBLIC LIMITED COMPANY	6.994	6.994
205 ISHARES IV PUBLIC LIMITED COMPANY	8.224	8.224
203 ISHARES IV PUBLIC LIMITED COMPANY	16.089	16.089
206 ISHARES IV PUBLIC LIMITED COMPANY	24.278	24.278
201 ISHARES IV PUBLIC LIMITED COMPANY	25.645	25.645
211 ISHARES MSCI ACWI ETF	285.923	285.923
212 ISHARES MSCI ACWI EX U.S. ETF	114.971	114.971
213 ISHARES MSCI ACWI LOW CARBON TARGET ETF	22.440	22.440
214 ISHARES MSCI EAFE ETF	2.072.069	2.072.069
215 ISHARES MSCI EAFE INTERNATIONALINDEX FUND	287.821	287.821
216 ISHARES MSCI EAFE VALUE ETF	1.154.060	1.154.060
217 ISHARES MSCI EUROPE FINANCIALS ETF	582.780	582.780
218 ISHARES MSCI EUROZONE ETF	857.010	857.010
219 ISHARES MSCI ITALY ETF	1.001.805	1.001.805
220 ISHARES MSCI KOKUSAI ETF	2.453	2.453
221 ISHARES MSCI WORLD ETF	24.155	24.155
222 ISHARES PUBLIC LIMITED COMPANY	564	564
224 ISHARES PUBLIC LIMITED COMPANY	2.854	2.854
223 ISHARES PUBLIC LIMITED COMPANY	5.833	5.833
225 ISHARES PUBLIC LIMITED COMPANY	31.423	31.423
226 ISHARES STOXX EUROPE 600 FINANCIAL SERVICES UCITS ETF DE	134.632	134.632
227 ISHARES STOXX EUROPE 600 UCITS ETF (DE)	386.311	386.311
228 ISHARES STOXX EUROPE MID 200 UCITS ETF (DE)	220.262	220.262
231 ISHARES V PUBLIC LIMITED COMPANY	158	158

Mediobanca S.p.A.

Assemblea ordinaria e straordinaria

28 ottobre 2021

Esito della votazione sul punto 1.1
dell'ordine del giorno

SCHEDA NOMINATIVO

	NUMERO DI AZIONI	
	TOTALE	CON DIRITTO DI VOTO
230 ISHARES V PUBLIC LIMITED COMPANY	1.562	1.562
229 ISHARES V PUBLIC LIMITED COMPANY	3.402	3.402
232 ISHARES VI PUBLIC LIMITED COMPANY	132	132
233 ISHARES VI PUBLIC LIMITED COMPANY	1.458	1.458
234 ISHARES VI PUBLIC LIMITED COMPANY	21.269	21.269
235 ISHARES VII PLC	440	440
238 ISHARES VII PLC	1.354	1.354
239 ISHARES VII PLC	4.531	4.531
236 ISHARES VII PLC	28.293	28.293
237 ISHARES VII PLC	52.145	52.145
869 ISHARES WHOLESALE INTERNATIONAL EQUITY INDEX FUND	54.300	54.300
870 ISHARES WHOLESALE SCREENED INTERNATIONAL EQUITY INDEX FUND	4.169	4.169
240 ISHARES WORLD EX SWITZERLAND EQUITY INDEX FUND II (CH)	6.110	6.110
242 ISHARES WORLD EX SWITZERLAND ESG EQUITY INDEX FUND (CH)	5.353	5.353
241 ISHARES WORLD EX SWITZERLAND ESG EQUITY INDEX FUND (CH)	11.566	11.566
1536 ISTITUTO FINANZIARIO 2012 SPA	24.300.000	24.300.000
1581 IVY PROSHARES MSCI ACWI INDEX FUND	1.569	1.569
1241 JANA PASSIVE GLOBAL SHARE TRUST	7.043	7.043
871 JANUS HENDERSON INSTITUTIONAL EUROPEAN INDEX OPPORTUNITIES FUND	4.329	4.329
1242 JCW 1987 ARTICLE II DESC TRUST FBO JMW DTD 1/1/2012	187	187
1243 JCW 1987 ARTICLE II DESC TRUST FBOAAP C/O WALTON ENTERPRISES LLC	166	166
1244 JCW 1987 ARTICLE II DESC TRUST FBOTLW	187	187
872 JNL INTERNATIONAL INDEX FUND	110.292	110.292
873 JNL/BLACKROCK ADVANTAGE INTERNATIONAL FUND	17.734	17.734
243 JNL/DFA INTERNATIONAL CORE EQUITY FUND	6.400	6.400
244 JNL/JPMORGAN GLOBAL ALLOCATION FUND	3.365	3.365
245 JNL/MELLON MSCI WORLD INDEX FUND	5.017	5.017
1582 JOHN D SPEARS GRAT DATED 2 20 09 F B O JULIE L SPEARS	9.300	9.300
1583 JOHN D SPEARS GRAT I 2 20 09	10.000	10.000
1584 JOHN D SPEARS GRAT I DATED 2 20 09 F B O NANA R SPEARS	7.800	7.800
1585 JOHN D SPEARS REVOCABLE TRUST DTD 9 29 2006	74.200	74.200
1735 JOHN DEERE PENSION TRUST	82.900	82.900
1245 JOHN HANCOCK FUNDS II INTERNATIONAL STRATEGIC EQUITY ALLOCATION FUND	33.200	33.200
246 JOHN HANCOCK FUNDS II STRATEGICEQUITY ALLOCATION FUND	62.161	62.161
248 JOHN HANCOCK LIFE AND HEALTH INSURANCE COMPANY	1.547	1.547
247 JOHN HANCOCK LIFE AND HEALTH INSURANCE COMPANY	33.125	33.125
249 JOHN HANCOCK MULTIFACTOR DEVELOPED INTERNATIONAL ETF	55.008	55.008
250 JOHN HANCOCK TRUST COMPANY COLLECTIVE INVESTMENT TRUST	2.146	2.146
1246 JOHN HANCOCK VARIABLE INSURANCE TRUST INTERNATIONAL EQUITY INDEX TRUST.	22.013	22.013
251 JOHN HANCOCK VARIABLE INSURANCE TRUST STRAT EQ ALLOCATION TRUST	103.238	103.238
1247 JOSHUA GREEN CORPORATION	8.169	8.169
874 JPM MULTI INCOME FUND	71.368	71.368
875 JPMORGAN ACTIVEBUILDERS INTERNATIONAL EQUITY ETF	1.157	1.157
876 JPMORGAN BETABUILDERS EUROPE ETF	560.897	560.897
877 JPMORGAN BETABUILDERS INTERNATIONAL EQUITY ETF	144.798	144.798
878 JPMORGAN EUROPE STRATEGIC DIVIDEND FUND	10.984	10.984
879 JPMORGAN EUROPEAN INVESTMENT TRUST PLC	98.244	98.244
880 JPMORGAN FUND ICVC - JPM MULTI-ASSET INCOME FUND	11.242	11.242
1524 JPMORGAN FUNDS	1	1
1523 JPMORGAN FUNDS	4.994	4.994
1522 JPMORGAN FUNDS	377.045	377.045

Mediobanca S.p.A.

Assemblea ordinaria e straordinaria

28 ottobre 2021

**Esito della votazione sul punto 1.1
dell'ordine del giorno**

SCHEDA NOMINATIVO

	NUMERO DI AZIONI	
	TOTALE	CON DIRITTO DI VOTO
881 JPMORGAN GLOBAL ALLOCATION FUND	6.325	6.325
882 JPMORGAN INCOME BUILDER FUND	297.859	297.859
883 JPMORGAN INSURANCE TRUST INCOME BUILDER PORTFOLIO	2.352	2.352
884 JPMORGAN INTERNATIONAL VALUE FUND	73.297	73.297
1527 JPMORGAN INVESTMENT FUNDS	1	1
1528 JPMORGAN INVESTMENT FUNDS	1	1
1525 JPMORGAN INVESTMENT FUNDS	3.026	3.026
1526 JPMORGAN INVESTMENT FUNDS	4.406	4.406
885 JPMORGAN MULTI BALANCED FUND	4.480	4.480
1248 JTW TRUST NO. 1 UAD 9/19/02.	691	691
1249 JTW TRUST NO. 2 UAD 9/19/02.	3.313	3.313
1250 JTW TRUST NO. 3 UAD 9/19/02.	1.527	1.527
1251 JTW TRUST NO. 4 UAD 9/19/02.	4.361	4.361
1252 JTW TRUST NO. 5 UAD 9/19/02.	888	888
1254 K INVESTMENTS SH LIMITED.	12.720	12.720
1253 K INVESTMENTS SH LIMITED.	67.857	67.857
252 KAISER FOUNDATION HOSPITALS	19.056	19.056
253 KAISER PERMANENTE GROUP TRUST	35.825	35.825
1586 KAPITALFORENINGEN EMD INVEST GLOBALE AKTIER II	711	711
1587 KAPITALFORENINGEN EMD INVEST VERDENSINDEKS	18.896	18.896
1736 KAPITALFORENINGEN INVESTIN PRO GLOBAL EQUITIES I	26.637	26.637
1737 KAPITALFORENINGEN LAEGERNES INVEST KLI AKTIER GLOBALE INDENYKREDIT PORTEFOELJE /	4.367	4.367
886 KAPITALFORENINGEN PENSAM INVEST, PSI 3 GLOBALE AKTIER 3	7.132	7.132
1255 KBI GLOBAL INVESTMENT FUND	36.970	36.970
887 KDI INSTITUTIONAL AFDELING DANICA LINK - INDEKS GLOBALE AKTIER	4.008	4.008
888 KDI INSTITUTIONAL AFDELING DANICA PENSION - AKTIER 4	11.632	11.632
889 KEMPEN EUROPEAN HIGH DIVIDEND FUND N.V	280.807	280.807
890 KEMPEN INTERNATIONAL FUNDS-KEMPEN (LUX) EUROPEAN HIGH DIVIDEND FUND	17.100	17.100
1588 KFG BERMUDA LTD	15.590	15.590
574 KOKUSAI EQUITY INDEX FUND	17.036	17.036
1256 KOOKABURRA CHARITABLE REMAINDER TRUST UAD 12/20/05 C. DIANE CHRISTENSEN TTEE	6.849	6.849
1738 KOOKMIN BANK ACTING AS TRUSTEE OF MIRAE ASSET TRIUMPH MULTI FACTO PRIVATELY PLAC	20.000	20.000
891 KREBSHILFE-2-FONDS	100	100
892 KURT M. KROGER, TRUSTEE OF THE KURT M. KROGER TRUST	1.097	1.097
1257 L3HARRIS PENSION MASTER TRUST	203.749	203.749
1258 LATVIJAS BANKA	5.690	5.690
1739 LAWRENCE LIVERMORE NATIONAL SECURITY LLC AND TRIAD NATIONAL SECURITY LLC DEFINED	14.845	14.845
1950 LBBW AM INVESTMENTGES. MBH LBBW DIVIDEND	545.000	545.000
1951 LBBW AM INVESTMENTGES. MBH LBBW ZYKLUS S	350.000	350.000
1952 LBBW ASS.MAN. INVESTM.GES. MBH LBBW AM-V	33.750	33.750
1953 LBBW ASS.MAN. INVESTM.GES. MBH, LBBW AM-	200.000	200.000
1954 LBBW ASS.MAN.INVESTM.GES. MBH LBBW AM WV	119.540	119.540
893 LBBW ASSET MANAGEMENT INVESTMENTGESELLSCHAFT MBH	136.603	136.603
1924 LCL ACTIONS EURO CORE+	114.246	114.246
1925 LCL ACTIONS FRANCE CORE PLUS	5.386	5.386
1926 LCL ACTIONS MONDE HORS EUROPE EURO	69.350	69.350
1259 LEGAL & GENERAL AUTHORISED CONTRACTUAL SCHEME	49.112	49.112
1260 LEGAL & GENERAL DEVELOPED MULTI-FACTOR SL FUND LLC	31.968	31.968
1261 LEGAL & GENERAL FUTURE WORLD ESG DEVELOPED INDEX FUND	11.214	11.214
1266 LEGAL AND GENERAL ASSURANCE PENSIONS MANAGEMENT LIMITED	210	210
1269 LEGAL AND GENERAL ASSURANCE PENSIONS MANAGEMENT LIMITED	1.816	1.816

Mediobanca S.p.A.

Assemblea ordinaria e straordinaria

28 ottobre 2021

**Esito della votazione sul punto 1.1
dell'ordine del giorno**

SCHEDA NOMINATIVO

	NUMERO DI AZIONI	
	TOTALE	CON DIRITTO DI VOTO
1263 LEGAL AND GENERAL ASSURANCE PENSIONS MANAGEMENT LIMITED	5.100	5.100
1276 LEGAL AND GENERAL ASSURANCE PENSIONS MANAGEMENT LIMITED	5.622	5.622
1279 LEGAL AND GENERAL ASSURANCE PENSIONS MANAGEMENT LIMITED	6.877	6.877
1264 LEGAL AND GENERAL ASSURANCE PENSIONS MANAGEMENT LIMITED	7.643	7.643
1267 LEGAL AND GENERAL ASSURANCE PENSIONS MANAGEMENT LIMITED	9.533	9.533
1270 LEGAL AND GENERAL ASSURANCE PENSIONS MANAGEMENT LIMITED	11.435	11.435
1281 LEGAL AND GENERAL ASSURANCE PENSIONS MANAGEMENT LIMITED	22.951	22.951
1272 LEGAL AND GENERAL ASSURANCE PENSIONS MANAGEMENT LIMITED	23.628	23.628
1273 LEGAL AND GENERAL ASSURANCE PENSIONS MANAGEMENT LIMITED	27.646	27.646
1278 LEGAL AND GENERAL ASSURANCE PENSIONS MANAGEMENT LIMITED	29.264	29.264
1274 LEGAL AND GENERAL ASSURANCE PENSIONS MANAGEMENT LIMITED	32.304	32.304
1282 LEGAL AND GENERAL ASSURANCE PENSIONS MANAGEMENT LIMITED	47.569	47.569
1277 LEGAL AND GENERAL ASSURANCE PENSIONS MANAGEMENT LIMITED	57.140	57.140
1262 LEGAL AND GENERAL ASSURANCE PENSIONS MANAGEMENT LIMITED	86.994	86.994
1268 LEGAL AND GENERAL ASSURANCE PENSIONS MANAGEMENT LIMITED	113.413	113.413
1280 LEGAL AND GENERAL ASSURANCE PENSIONS MANAGEMENT LIMITED	195.432	195.432
1275 LEGAL AND GENERAL ASSURANCE PENSIONS MANAGEMENT LIMITED	272.305	272.305
1265 LEGAL AND GENERAL ASSURANCE PENSIONS MANAGEMENT LIMITED	414.184	414.184
1271 LEGAL AND GENERAL ASSURANCE PENSIONS MANAGEMENT LIMITED	527.487	527.487
1283 LEGAL AND GENERAL ASSURANCE PENSIONS MANAGEMENT LIMITED	1.463.648	1.463.648
1287 LEGAL AND GENERAL CCF	3.733	3.733
1286 LEGAL AND GENERAL CCF	6.017	6.017
1284 LEGAL AND GENERAL CCF	6.832	6.832
1285 LEGAL AND GENERAL CCF	7.530	7.530
1289 LEGAL AND GENERAL COLLECTIVE INVESTMENT TRUST.	661	661
1290 LEGAL AND GENERAL COLLECTIVE INVESTMENT TRUST.	41.070	41.070
1288 LEGAL AND GENERAL COLLECTIVE INVESTMENT TRUST.	107.902	107.902
1291 LEGAL AND GENERAL EUROPEAN INDEX TRUST	376.660	376.660
1292 LEGAL AND GENERAL GLOBAL EQUITY INDEX FUND	4.307	4.307
1294 LEGAL AND GENERAL ICAV	56	56
1293 LEGAL AND GENERAL ICAV	521	521
1295 LEGAL AND GENERAL INTERNATIONAL INDEX TRUST	58.932	58.932
1296 LEGAL AND GENERAL INVESTMENT MANAGEMENT	21.364	21.364
1297 LEGAL AND GENERAL MSCI EAFE FUND LLC	44.706	44.706
1298 LEGAL AND GENERAL MSCI EAFE SL FUND LLC	23.326	23.326
1589 LEGAL AND GENERAL UCITS ETF PLC	559	559
1590 LEGAL AND GENERAL UCITS ETF PLC	11.817	11.817
1740 LEGAL AND GENERAL UCITS ETF PLC	15.998	15.998
1741 LEGAL AND GENERAL UCITS ETF PLC	23.260	23.260
1299 LGIASUPER	155.527	155.527
1301 LGPS CENTRAL AUTHORISED CONTRACTUAL SCHEME	217	217
1300 LGPS CENTRAL AUTHORISED CONTRACTUAL SCHEME	892	892
577 LIF-LYXOR MSCI WORLD CATHOL PR	2.884	2.884
1302 LOCKHEED MARTIN CORPORATION MASTER RETIREMENT TRUST.	302	302
1871 LOF TARGETNETZERO EUROPE EQUITY	225	225
894 LOMBARD ODIER FUNDS (SWITZERLAND) SA "I3D, FIGO OU CIFOPI"	83.544	83.544
1303 LORD MAYOR'S CHARITABLE FOUNDATION	724	724
1304 LOS ANGELES CITY EMPLOYEES RETIREMENT SYSTEM	20.511	20.511
254 LOS ANGELES COUNTY EMPLOYEES RETIREMENT ASSOCIATI	2.838	2.838
1742 LOUISIANA STATE EMPLOYEES RETIREMENT SYSTEM	1	1
895 LSV GLOBAL VALUE FUND	13.100	13.100

Mediobanca S.p.A.

Assemblea ordinaria e straordinaria

28 ottobre 2021

Esito della votazione sul punto 1.1
dell'ordine del giorno

SCHEDA NOMINATIVO

	NUMERO DI AZIONI	
	TOTALE	CON DIRITTO DI VOTO
1305 LSV INTERNATIONAL (AC) VALUE EQUITY FUND LP	487.200	487.200
1306 LSV INTERNATIONAL VALUE EQUITY TRUST	348.200	348.200
1307 LTW INVESTMENTS LLC	40.890	40.890
1872 LUX IM BLACKROCK GLOBAL EQUITY DIVIDEND	108.972	108.972
255 LVIP DIMENSIONAL INTERNATIONAL CORE EQUITY FUND	27.877	27.877
256 LVIP SSGA INTERNATIONAL INDEX FUND	101.836	101.836
896 LVUI EQUITY EUROPE	77.993	77.993
897 LVUI EQUITY WORLD EX EUROPE	3.232	3.232
579 LYX IND FD-LYXOR CORE EURO STO	46.518	46.518
580 LYX IND FD-LYXOR CORE STOXX EU	188.997	188.997
581 LYXINDEX FUND - LYXOR MSCI EMU	91.893	91.893
898 LYXOR 1 STOXX EUROPE 600 UCITS ETF	3.050	3.050
582 LYXOR CORE MSCI WORLD (DR) UCI	15.325	15.325
583 LYXOR FTSE MIB UCITS ETF	1.220.037	1.220.037
584 LYXOR MSCI EUROPE UCITS ETF	59.241	59.241
257 M INTERNATIONAL EQUITY FUND	7.518	7.518
899 M&G (LUX) INVESTMENT FUNDS 2 FCP - M&G (LUX) EUROPE EX UK INDEX FUND	21.819	21.819
258 MACKENZIE INTERNATIONAL EQUITY INDEX ETF	815	815
259 MACKENZIE MAX DIVERSIFICATION DEVELOPED EUR INDEX ETF	601	601
900 MACQUARIE INTERNATIONAL EQUITIES FUND	10.227	10.227
901 MACQUARIE MULTI-FACTOR FUND	51.789	51.789
902 MAIN I - UNIVERSAL - FONDS	13.775	13.775
903 MAIN I - UNIVERSAL - FONDS	102.861	102.861
585 MAIS S.P.A.	180.000	180.000
1489 MAIS S.P.A.	1.432.080	1.432.080
1490 MAIS S.P.A.	1.911.315	1.911.315
260 MAJOR LEAGUE BASEBALL PLAYERS PENSION PLAN	80.800	80.800
1743 MAN GLG EUROPEAN EQUITY ALTERNATIVE	4.673	4.673
1309 MAN INSIGHT LIMITED	88	88
1308 MAN INSIGHT LIMITED	844	844
1310 MAN MULTI-STRATEGY MASTER FUND MAPLES CORPORATE SERVICES LIMITES	655	655
261 MANAGED INVESTMENT FUNDS ICVCINTERNATIONAL EQUITY TRACKER FUND	2.569	2.569
265 MANAGED PENSION FUNDS LIMITED	2.922	2.922
264 MANAGED PENSION FUNDS LIMITED	60.437	60.437
263 MANAGED PENSION FUNDS LIMITED	78.275	78.275
262 MANAGED PENSION FUNDS LIMITED	249.489	249.489
1537 MANTEGNA 87 S.R.L.	900.000	900.000
267 MANULIFE INVESTMENT MANAGEMENT INTERNATIONAL EQUITY INDEX POOLED FUND	22.814	22.814
1591 MANULIFE MULTIFACTOR DEVELOPED INTERNATIONAL INDEX ETF	46.917	46.917
1744 MANVILLE PERSONAL INJURY SETTLEMENT TRUST	3.064	3.064
1592 MARANIC II LLC	7.731	7.731
269 MARIGOLD TACTICAL STRATEGIES LTD	2.846	2.846
1311 MARSH AND MCLENNAN MASTER RETIREMENT TRUST	138.900	138.900
271 MARYLAND STATE RETIREMENT PENSION SYSTEM	1	1
273 MARYLAND STATE RETIREMENT PENSION SYSTEM	33.246	33.246
272 MARYLAND STATE RETIREMENT PENSION SYSTEM	156.882	156.882
274 MASSACHUSETTS BAY TRANSPORTATION AUTHORITY RETIREMENT FUND	17.181	17.181
275 MATB MSCI KOKUSAI INDEX MOTHER FUND	8.246	8.246
276 MD INTERNATIONAL VALUE FUND	22.100	22.100
277 MDPIM INTERNATIONAL EQUITY INDEX POOL	30.955	30.955
278 MDPIM INTERNATIONAL EQUITY POOL	122.300	122.300

Mediobanca S.p.A.

Assemblea ordinaria e straordinaria

28 ottobre 2021

Esito della votazione sul punto 1.1
dell'ordine del giorno

SCHEDA NOMINATIVO

	NUMERO DI AZIONI	
	TOTALE	CON DIRITTO DI VOTO
904 MEDIA SUPER	18.366	18.366
1491 MEDIOLANUM VITA S.P.A.	6.450.398	6.450.398
279 MERCER DIOCESE OF BROOKLYN GROWTH STRATEGY	51.604	51.604
280 MERCER DIOCESE OF BROOKLYN LAY PENSION INVESTMENT TRUST	28.366	28.366
281 MERCER FFTC NONUS EQUITY INVESTMENT PORTFOLIO LLC	19.300	19.300
282 MERCER INTERNATIONAL EQUITY FUND	15.400	15.400
283 MERCER NONUS CORE EQUITY FUND	291.800	291.800
1312 MERCER PASSIVE INTERNATIONAL SHARES FUND	3.633	3.633
1313 MERCER PRIVATE WEALTH INTERNATIONAL FOCUSED EQUITY POOL	11.447	11.447
290 MERCER QIF CCF	6.815	6.815
289 MERCER QIF CCF	9.826	9.826
286 MERCER QIF CCF	11.161	11.161
288 MERCER QIF CCF	11.660	11.660
285 MERCER QIF CCF	21.470	21.470
284 MERCER QIF CCF	27.458	27.458
287 MERCER QIF CCF	105.526	105.526
291 MERCER UCITS COMMON CONTRACTUALFUND	25.051	25.051
907 MERCER UNHEDGED OVERSEAS SHARES TRUST	1.944	1.944
905 MERCER UNHEDGED OVERSEAS SHARES TRUST	5.187	5.187
906 MERCER UNHEDGED OVERSEAS SHARES TRUST	5.975	5.975
1314 MERCY INVESTMENT SERVICES INC	1	1
1540 MERE GALLI MAURO	3.003	3.003
1745 METROPOLITAN LIFE INSURANCE COMPANY	8.105	8.105
1746 METROPOLITAN LIFE INSURANCE COMPANY	24.652	24.652
292 METZLER ASSET MANAGEMENT GMBH FOR MIFONDS 415	122.300	122.300
293 MG INVESTMENT FUNDS (1) MG EUROPEAN INDEX TRACKER FUND	7.809	7.809
1927 MGEN ACTION	88.926	88.926
294 MGI FUNDS PLC	30.869	30.869
1747 MI FONDS K11	16.540	16.540
1315 MICHIGAN CATHOLIC CONFERENCE MASTER PENSION TRUST	464	464
295 MICROSOFT CORPORATION SAVINGS PLUS 401(K) PLAN	26.442	26.442
1748 MIDDELTOWN WORKS HOURLY AND SALARIED UNION RETIREES HEALTHCARE FUND	4.006	4.006
1316 MIGROS BANK (LUX) FONDS 30	2.000	2.000
908 MINE SUPERANNUATION FUND	4.743	4.743
909 MINISTRY OF ECONOMY AND FINANCE	31.522	31.522
910 MINISTRY OF ECONOMY AND FINANCE	268.959	268.959
1492 MINOZZI ROMANO	929.100	929.100
1319 MLC INVESTMENTS, MLC LIMITED	8.957	8.957
1318 MLC INVESTMENTS, MLC LIMITED	33.006	33.006
1317 MLC INVESTMENTS, MLC LIMITED	167.367	167.367
296 MM MSCI EAFE INTERNATIONAL INDEX FUND	7.537	7.537
1593 MONETARY AUTHORITY OF MACAO	16.622	16.622
297 MONETARY AUTHORITY OF SINGAPORE	11.123	11.123
298 MORGAN STANLEY INSTITUTIONAL FUND TRUST - GLOBAL STRATEGIST PORTFOLIO	3.135	3.135
1529 MORGAN STANLEY INVESTMENT FUNDS	53	53
593 MORGAN STANLEY PATHWAY FUNDS	12.499	12.499
299 MORGAN STANLEY VARIABLE INSURANCE FUND, INC. GLOBAL STRATEGIST PORTFOLIO	390	390
911 MSCI ACWI EX-U.S. IMI INDEX FUND B2	40.401	40.401
912 MSCI EQUITY INDEX FUND B - ITALY (MSITB)	297.303	297.303
913 MSCI EUROPE EQUITY INDEX FUND B (EUROSECB)	124.406	124.406
1320 MUGUET VENTURES LLC	1.384	1.384

Mediobanca S.p.A.

Assemblea ordinaria e straordinaria

28 ottobre 2021

**Esito della votazione sul punto 1.1
dell'ordine del giorno**

SCHEDA NOMINATIVO

	NUMERO DI AZIONI	
	TOTALE	CON DIRITTO DI VOTO
594 MUL- LYX FTSE IT ALL CAP PIR 2	16.432	16.432
595 MUL-LYX NET ZERO 2050 SP EUROP	9.080	9.080
596 MUL-LYX NET ZERO 2050 SP WORLD	2.905	2.905
597 MUL-LYX NET ZERO 50 SP EUROZ C	251.837	251.837
598 MUL-LYXOR MSCI WORLD CLIMATE C	2.295	2.295
300 MULTI STYLE MULTI MANAGER FUNDSPLC	132.534	132.534
599 MULTI UNITS LUX-LYXOR CORE MSC	41.818	41.818
1321 MUNICIPAL EMPLOYEES' ANNUITY AND BENEFIT FUND OF CHICAGO	1.902	1.902
914 MY-AMD GLOBAL MULTI ASSET FUND	5.589	5.589
1322 NATIONAL COUNCIL FOR SOCIAL SEC FUND	5.055	5.055
1323 NATIONAL COUNCIL FOR SOCIAL SECURITY FUND PRC	8.360	8.360
1749 NATIONAL ELEVATOR INDUSTRY PENSION PLAN	131.600	131.600
301 NATIONAL EMPLOYMENT SAVINGS TRUST	66.945	66.945
1594 NATIONAL FUNERAL TRUST	2.859	2.859
1750 NATIONAL TREASURY MANAGEMENT AGCY	2.245	2.245
915 NATIONWIDE INTERNATIONAL INDEX FUND	46.974	46.974
302 NATWEST ST JAMES'S PLACE BALANCED MANAGED UNIT TRUST	670.355	670.355
303 NATWEST ST JAMES'S PLACE GLOBALEQUITY UNIT TRUST	399.545	399.545
1324 NATWEST TRUSTEE AND DEPOSITARY SERVICES LIMITED AS TRUSTEE O	6.216	6.216
304 NATWEST TRUSTEE AND DEPOSITARY SERVICES LIMITED AS TRUSTEE OF ST. JAMES'S PLACE S	20.997	20.997
1325 NBIMC EAFE EQUITY INDEX FUND - CLASS N.	884	884
1326 NBIMC EAFE EQUITY INDEX FUND.	15.149	15.149
1327 NELKE PARTNERSHIP C/O NORTHERN TRUST COMPANY MANAGER	2.366	2.366
305 NEW AIRWAYS PENSION SCHEME	16.209	16.209
916 NEW YORK LIFE INSURANCE & ANNUITY CORPORATION	5.318	5.318
917 NEW YORK STATE COMMON RETIREMENT FUND	3.507	3.507
306 NEW YORK STATE DEFERRED COMPENSATION PLAN	6.563	6.563
307 NEW YORK STATE DEFERRED COMPENSATION PLAN	9.174	9.174
310 NEW YORK STATE TEACHERS RETIREMENT SYSTEM	20.640	20.640
309 NEW YORK STATE TEACHERS RETIREMENT SYSTEM	196.888	196.888
308 NEW YORK STATE TEACHERS RETIREMENT SYSTEM	239.700	239.700
1328 NEW ZEALAND SUPERANNUATION FUND	695	695
1329 NEW ZEALAND SUPERANNUATION FUND	1.106	1.106
1330 NEWBURG NOMINEES LIMITED INVESTORSWHOLESALE GLOBAL EQUITY (INDEX) TRUST	53.005	53.005
1751 NEXTERA ENERGY DUANE ARNOLD LLC	1.404	1.404
1752 NEXTERA ENERGY DUANE ARNOLD LLC QUALIFIED DECOMMISSIONING THE DUANE ARNOLD ENI	820	820
1595 NEXTERA ENERGY POINT BEACH LLC NON QUALIFIED DECOMMISSIONI NT BEACH NUCLEAR PLA	9.142	9.142
919 NFS LIMITED	21.537	21.537
918 NFS LIMITED	151.900	151.900
1873 NIF I ALLIANZ BERNSTEIN	542.622	542.622
1331 NINE MILE POINT NDT QUALIFIED PARTNERSHIP	4.900	4.900
920 NN (L) INSTITUTIONAL FCP	7.400	7.400
921 NN (L) SICAV	6.300	6.300
1530 NORDEA 1 SICAV	1.483.247	1.483.247
922 NORDEA DONATIONSMEDELSFOND	11.829	11.829
923 NORDEA EUROPEAN PASSIVE FUND	9.631	9.631
924 NORDEA GLOBAL PASSIVE FUND	22.260	22.260
1332 NORGES BANK	204.723	204.723
1334 NORTH DAKOTA STATE INVESTMENT BOARD.	19.900	19.900
1333 NORTH DAKOTA STATE INVESTMENT BOARD.	170.287	170.287
1335 NORTHERN FUNDS - INTERNATIONAL EQUITY INDEX FUND	207.130	207.130

Mediobanca S.p.A.

Assemblea ordinaria e straordinaria

28 ottobre 2021

Esito della votazione sul punto 1.1
dell'ordine del giorno

SCHEDA NOMINATIVO

	NUMERO DI AZIONI	
	TOTALE	CON DIRITTO DI VOTO
1336 NORTHERN TRUST GLOBAL INVESTMENTS COLLECTIVE FUNDS TRUST	140.756	140.756
1337 NORTHERN TRUST GLOBAL INVESTMENTS COLLECTIVE FUNDS TRUST	229.656	229.656
1338 NORTHERN TRUST GLOBAL INVESTMENTS COLLECTIVE FUNDS TRUST	1.070.597	1.070.597
1342 NORTHERN TRUST UCITS COMMON CONTRACTUAL FUND	4.073	4.073
1344 NORTHERN TRUST UCITS COMMON CONTRACTUAL FUND	7.379	7.379
1341 NORTHERN TRUST UCITS COMMON CONTRACTUAL FUND	10.047	10.047
1340 NORTHERN TRUST UCITS COMMON CONTRACTUAL FUND	56.134	56.134
1343 NORTHERN TRUST UCITS COMMON CONTRACTUAL FUND	120.772	120.772
1339 NORTHERN TRUST UCITS COMMON CONTRACTUAL FUND	126.317	126.317
1345 NORTHERN TRUST UCITS FGR FUND	103.413	103.413
311 NORTHROP GRUMMAN CORPORATION VEBA MASTER TRUST I	4.356	4.356
312 NORTHROP GRUMMAN PENSION MASTERTRUST	124.814	124.814
1346 NOVANT HEALTH INC.	32.200	32.200
1347 NS PARTNERS GLOBAL EQUITY FUND.	5.945	5.945
1348 NS PARTNERS INTERNATIONAL EQUITY FUND	40.843	40.843
1753 NSP MINNESOTA PRAIRIE 2 RETAIL QUALIFIED TRUST	4.949	4.949
1754 NSP MINNESOTA PRAIRIE I RETAIL QUALIFIED TRUST	4.008	4.008
1755 NSPMONTICELLO MINNESOTA RETAIL QUALIFIED TRUST	9.348	9.348
1349 NT WORLD GREEN TRANSITION INDEX FUND	583	583
1350 NTGI-QM COMMON DAILY ALL COUNTRY WORLD EX-US INVESTABLE MARKET INDEX FUND - NON	19.291	19.291
1351 NTGI-QM COMMON DAILY EAFE INDEX FUND - LENDING	33.415	33.415
1352 NTGI-QM COMMON DAILY EAFE INDEX FUND - NON LENDING	97.034	97.034
925 NVIT INTERNATIONAL INDEX FUND	72.175	72.175
1353 O'BRIEN FAMILY TRUST OF 2001 UAD 04/10/01 DENNIS O'BRIEN & GLORIA O'BRIEN TTEES	1.917	1.917
600 OFI FINANCIAL INVES-RS EURO EQ	63.105	63.105
1354 OMEGA FFIP LIMITED PARTNERSHIP.	1.859	1.859
926 ONEPATH GLOBAL SHARES - LARGE CAP (UNHEDGED) INDEXPOOL	60.483	60.483
314 ONTARIO POWER GENERATION INC .	61.664	61.664
315 ONTARIO POWER GENERATION INC .	122.568	122.568
316 OPENWORLD PUBLIC LIMITED COMPANY	766	766
1355 OPSEU PENSION PLAN TRUST FUND	46.846	46.846
1356 ORIZABA LP	14.048	14.048
1756 OVERSEAS FUND	24.720	24.720
1357 P3-EQ LLC	3.117	3.117
1757 PACIFIC GAS AND ELECTRIC COMPANY NUCLEAR FACILITIES QUALIFIE	12.265	12.265
1758 PANAGORA GROUP TRUST	6.293	6.293
1759 PENN SERIES DEVELOPED INTERNATIONAL INDEX FUND	3.828	3.828
927 PENSION INTERNATIONAL EQUITY TACTICAL SMART BETA MOTHER FUND	1.311	1.311
1760 PENSION RESERVES INVESTMENT TRUST FUND	112.800	112.800
320 PEOPLE S BANK OF CHINA	11.136	11.136
318 PEOPLE S BANK OF CHINA	81.511	81.511
317 PEOPLE S BANK OF CHINA	94.223	94.223
319 PEOPLE S BANK OF CHINA	115.787	115.787
321 PEOPLE'S BANK OF CHINA	7.897	7.897
1358 PERMANENT FUND INVESTMENTS LLC	17.113	17.113
929 PERTUBUHAN KESELAMATAN SOSIAL	11.555	11.555
928 PERTUBUHAN KESELAMATAN SOSIAL	21.640	21.640
601 PGIM ETF TRUST - PGIM QMA STRA	8.314	8.314
1761 PGIM QMA INTERNATIONAL DEVELOPED MARKETS INDEX FUND	2.856	2.856
930 PHILADELPHIA GAS WORKS PENSION PLAN	1.661	1.661
931 PICTET - QUEST EUROPE SUSTAINABLE EQUITIES	716.024	716.024

Mediobanca S.p.A.

Assemblea ordinaria e straordinaria

28 ottobre 2021

**Esito della votazione sul punto 1.1
dell'ordine del giorno**

SCHEDA NOMINATIVO

	NUMERO DI AZIONI	
	TOTALE	CON DIRITTO DI VOTO
932 PICTET CH - GLOBAL EQUITIES	6.968	6.968
933 PICTET CH INSTITUTIONAL - EUROPEAN EX SWISS EQUITIES TRACKER	3.869	3.869
934 PICTET CH INSTITUTIONAL - EUROPEAN EX SWISS EQUITIES TRACKER	15.410	15.410
935 PICTET CH INSTITUTIONAL - EUROPEAN EX SWISS EQUITIES TRACKER EX SL	25.345	25.345
936 PICTET CH INSTITUTIONAL - WORLD EX SWISS EQUITIES TRACKER	7.441	7.441
937 PICTET CH INSTITUTIONAL - WORLD EX SWISS EQUITIES TRACKER US TE	7.441	7.441
938 PICTET CH INSTITUTIONAL-WORLD EX SWISS EQUITIES TRACKER US TE EX SL	3.745	3.745
939 PICTET-EUROLAND INDEX	49.845	49.845
940 PICTET-EUROPE INDEX	73.256	73.256
941 PIR EQUITY AXA ASSICURAZIONI	60.000	60.000
943 PK CSG WORLD EQUITY CREDIT SUISSE FUNDS AG	3.836	3.836
942 PK CSG WORLD EQUITY CREDIT SUISSE FUNDS AG	10.035	10.035
1359 PLEIADES TRUST	29.039	29.039
1360 POINT72 LONDON INVESTMENTS LTD. C/O WALKERS CORPORATE LIMITED CAYMAN	183.217	183.217
1762 POOL REINSURANCE CO LTD	10.543	10.543
1361 PRAMERICA FLEXIBLE TRILOGY PRAMERICA SGR S.P.A.	4.215	4.215
1362 PRAMERICA SGR S.P.A. PRAMERICA MITO 50 (MULTIASSET ITALIAN OPPORTUNITIES 50)	92.066	92.066
1363 PRAMERICA SICAV - GLOBAL EQUITY	12.833	12.833
1364 PRAMERICA TR MEGATREND II PRAMERICA SGR S.P.A	4.956	4.956
1365 PRAMERICA TR MEGATREND II PRAMERICA SGR S.P.A.	19.893	19.893
944 PRAXIS INTERNATIONAL INDEX FUND	29.677	29.677
1366 PREMIER MITON EUROPEAN EQUITY INCOME FUND	11.272	11.272
1367 PRESBYTERIAN CHURCH (USA) FOUNDATION	12.906	12.906
945 PREVOYANCE NE FUND PREVOYANCE NE GLOBAL ASSETS CREDIT SUISSE FUNDS AG	5.433	5.433
322 PRINCIPAL EXCHANGE-TRADED FUNDS-PRINCIPAL INTERNATIONAL ADAPTIVE MULTI-FACTOR ET	4.554	4.554
1763 PRINCIPAL FUNDS INC GLOBAL DIVERSIFIED INCOME FUND	173.309	173.309
324 PRINCIPAL GLOBAL INVESTORS COLLECTIVE INVESTMENT TRUST	135.474	135.474
323 PRINCIPAL GLOBAL INVESTORS COLLECTIVE INVESTMENT TRUST	5.136.501	5.136.501
325 PRINCIPAL INTERNATIONAL MULTIFACTOR ETF	4.729	4.729
327 PRINCIPAL LIFE INSURANCE COMPANY	1.106.549	1.106.549
326 PRINCIPAL LIFE INSURANCE COMPANY	2.096.002	2.096.002
1368 PRINCIPAL MPF EUROPEAN EQUITY FUND	95.315	95.315
1370 PRINCIPAL TRUST COMPANY ASIA LIMITED	16.463	16.463
1369 PRINCIPAL TRUST COMPANY ASIA LIMITED	328.120	328.120
1764 PRINCIPAL VARIABLE CONTRACTS FUNDS INC DIVERSIFIED INTE	200.279	200.279
1371 PRIVATE CLIENT GLOBAL EQUITY PORTFOLIO	767.672	767.672
1874 PRIVILEGE - JP MORGAN PAN EUROPEAN FLEXIBLE EQUITY	26.743	26.743
1372 PRO-GEN INVESTMENTS LLC	411	411
946 PRUDENTIAL PENSIONS LIMITED	5.262	5.262
947 PRUDENTIAL PENSIONS LIMITED	6.738	6.738
329 PRUDENTIAL RETIREMENT INSURANCE ANNUITY COMPANY	24.981	24.981
328 PRUDENTIAL RETIREMENT INSURANCE ANNUITY COMPANY	52.700	52.700
330 PUBLIC AUTHORITY FOR SOCIAL INSURANCE	4.020	4.020
1765 PUBLIC EMPLOYEE RETIREMENT SYSTEM OF IDAHO	28.686	28.686
1373 PUBLIC EMPLOYEES RETIREMENT ASSOCIATION OF COLORADO	159.524	159.524
1767 PUBLIC EMPLOYEES RETIREMENT ASSOCIATION OF NEW MEXICO	1	1
1766 PUBLIC EMPLOYEES RETIREMENT ASSOCIATION OF NEW MEXICO	199	199
1768 PUBLIC EMPLOYEES RETIREMENT SYSTEM OF MISSISSIPPI	1	1
1770 PUBLIC EMPLOYEES RETIREMENT SYSTEM OF MISSISSIPPI	2.003	2.003
1769 PUBLIC EMPLOYEES RETIREMENT SYSTEM OF MISSISSIPPI	175.928	175.928
1771 PUBLIC EMPLOYEES RETIREMENT SYSTEM OF NEVADA	164.819	164.819

Mediobanca S.p.A.

Assemblea ordinaria e straordinaria

28 ottobre 2021

**Esito della votazione sul punto 1.1
dell'ordine del giorno**

SCHEDA NOMINATIVO

	NUMERO DI AZIONI	
	TOTALE	CON DIRITTO DI VOTO
1772 PUBLIC EMPLOYEES RETIREMENT SYSTEM OF NEVADA	169.230	169.230
1597 PUBLIC EMPLOYEES RETIREMENT SYSTEM OF OHIO	36.778	36.778
1598 PUBLIC EMPLOYEES RETIREMENT SYSTEM OF OHIO	46.627	46.627
1596 PUBLIC EMPLOYEES RETIREMENT SYSTEM OF OHIO	411.700	411.700
1374 PUBLIC SECTOR PENSION INVESTMENT BOARD	256	256
1375 PUBLIC SECTOR PENSION INVESTMENT BOARD	281.816	281.816
948 PUTM AUTHORISED CONTRACTUAL SCHEME - PUTM ACS EUROPEAN EX UK FUND	1.359.190	1.359.190
949 PUTM EUROPEAN UNIT TRUST	20.136	20.136
1377 QIC INTERNATIONAL EQUITIES FUND	4.400	4.400
1376 QIC INTERNATIONAL EQUITIES FUND	11.991	11.991
1378 QIC LISTED EQUITIES FUND	19.948	19.948
1379 QSUPER	14.012	14.012
1773 QUALITY EDUCATION FUND	1.245	1.245
1928 QUERCUS	204.590	204.590
1380 R.E. GINNA NUCLEAR POWER PLANT QUALIFIED FUND	2.500	2.500
1774 RAYTHEON TECHNOLOGIES CORPORATION MASTER RETIREMENT TRUST	19.522	19.522
1381 RBC O'SHAUGHNESSY INTERNATIONAL EQUITY FUND	7.535	7.535
1382 RBC QUANT EAFE EQUITY LEADERS ETF	689	689
1383 RDM LIQUID LLC	24.005	24.005
950 REASSURE LIMITED	3.583	3.583
952 REASSURE LIMITED	16.464	16.464
951 REASSURE LIMITED	213.335	213.335
953 REED ELSEVIER PENSION SCHEME	84.425	84.425
331 REGIME DE RENTES DU MOUVEMENT DESJARDINS	5.276	5.276
332 RENAISSANCE GLOBAL EQUITY PRIVATE POOL	2.966	2.966
333 RENAISSANCE INTERNATIONAL EQUITY PRIVATE POOL	29.396	29.396
1929 RENDEMENT DIVERSIFIE M	17.489	17.489
334 RETAIL EMPLOYEES SUPERANNUATIONTRUST	21.763	21.763
1775 RETIREMENT BENEFITS INVESTMENT FUND	5.268	5.268
335 RHUMBLINE INTERNATIONAL POOLED INDEX TRUST	12.028	12.028
336 RHUMBLINE LOW CARBON INDEX FUNDLLC	16.579	16.579
1776 RIVER AND MERCANTILE GLOBAL HIGH ALPHA FUND	67.700	67.700
1599 ROBINSON UNIT 2 QUALIFIED NUCLEAR DECOMMISSIONING FUND	3.063	3.063
337 ROCHE U.S. RETIREMENT PLANS MASTER TRUST	222.400	222.400
1930 ROPS EURO P	79.423	79.423
1931 ROPS-SMART INDEX EURO	76.211	76.211
1384 ROSEDENE LLC	3.861	3.861
338 ROYAL LONDON ASSET MANAGEMENT BOND FUNDS PLC	20.049	20.049
954 ROYAL LONDON EQUITY FUNDS ICVC	114.561	114.561
955 ROYAL LONDON EQUITY FUNDS ICVC	804.300	804.300
956 ROYAL LONDON GROUP PENSION SCHEME	240	240
4 RUBR. 10019 SERVIZIO ITALIA SPA	10.200.000	10.200.000
339 RUSSELL INVESTMENT COMPANY MULTIFACTOR INTERNATIONAL EQUITY FUND	23.764	23.764
340 RUSSELL INVESTMENT COMPANY TAXMANAGED INTERNATIONAL EQUITY FUND	19.127	19.127
341 RUSSELL INVESTMENTS LOW CARBON GLOBAL SHARES FUND	12.295	12.295
342 RUSSELL INVESTMENTS MULTIASSET FACTOR EXPOSURE FUND	27.252	27.252
343 RUSSELL INVESTMENTS MULTIFACTORINTERNATIONAL EQUITY POOL	3.111	3.111
1385 S. ROBSON WALTON 1999 CHILDRENS TRUST	1.415	1.415
1386 S. ROBSON WALTON 2009 GRAT NO. 4 ARTICLE II TRUST	767	767
1387 S. ROBSON WALTON 2010 TRUST	3.702	3.702
1493 S.M.I.L. SRL	622.650	622.650

Mediobanca S.p.A.

Assemblea ordinaria e straordinaria

28 ottobre 2021

**Esito della votazione sul punto 1.1
dell'ordine del giorno**

SCHEDA NOMINATIVO

	NUMERO DI AZIONI	
	TOTALE	CON DIRITTO DI VOTO
957 SABADELL EUROACCION, FI	97.635	97.635
958 SABADELL EUROPA BOLSA, FI	144.200	144.200
959 SABADELL INVERSION ETICA Y SOLIDARIA, FI	23.433	23.433
960 SABADELL PLANIFICACION 25, FI	13.730	13.730
961 SABADELL PLANIFICACION 50, FI	4.058	4.058
344 SACRAMENTO COUNTY EMPLOYEES RETIREMENT SYSTEM	192.000	192.000
1932 SAKKARAH 7	25.998	25.998
1388 SALIX LLC	19.663	19.663
1389 SAMSUNG GLOBAL CORE EQUITY FUND	1.916	1.916
1600 SAN DIEGO COUNTY EMPLOYEES RETIREMENT ASSOCIATION	5.854	5.854
1390 SANFORD C. BERNSTEIN & CO DBT INTERNATIONAL VALUE	88.447	88.447
1391 SANFORD C. BERNSTEIN AND CO DBT TAX MANAGED INTERNATIONAL BLEND SERIES	32.252	32.252
962 SANLAM UNIVERSAL FUNDS PLC	3.969	3.969
964 SAS TRUSTEE CORPORATION POOLED FUND	16.716	16.716
963 SAS TRUSTEE CORPORATION POOLED FUND	18.522	18.522
1777 SAUDI ARABIAN MONETARY AUTHORITY	1.927	1.927
965 SBC MASTER PENSION TRUST	13.479	13.479
966 SBC MASTER PENSION TRUST	24.844	24.844
1494 SCHEMATRENTATRE S.P.A.	18.625.029	18.625.029
967 SCHRODER INTERNATIONAL MULTI-CAP EQUITY TRUST	361.770	361.770
1531 SCHRODER INTERNATIONAL SELECTION FUND	419.271	419.271
968 SCHWAB FUNDAMENTAL INTERNATIONAL LARGE COMPANY INDEX FUND	44.067	44.067
345 SCHWAB FUNDAMENTAL INTERNATIONAL LARGE COMPANY INDEX ETF	221.395	221.395
346 SCHWAB INTERNATIONAL EQUITY ETF	936.771	936.771
969 SCHWAB INTERNATIONAL INDEX FUND	313.320	313.320
347 SCOTIA INTERNATIONAL EQUITY INDEX TRACKER ETF	5.132	5.132
348 SCOTTISH WIDOWS INVESTMENT SOLUTIONS FUNDS ICVC- EUROPEAN (EX UK) EQUITY FUND	102.671	102.671
1392 SDA INTL EQUITY INDEX FD-WORLD	17.567	17.567
970 SDK K3 FONDS	9.500	9.500
349 SEASONS SERIES TRUST SA MULTI-MANAGED INTERNATIONAL EQUITY PORTF	4.560	4.560
1875 SEEYOND EUROPE MARKET NEUTRAL	1.891	1.891
615 SEI GLOBAL MASTER FUND PLC	7.306	7.306
971 SEI INSTITUTIONAL INVESTMENTS TRUST - WORLD EQUITY EX-US FUND	2.784.930	2.784.930
350 SELFFINANCING POSTSECONDARY EDUCATION FUND	406	406
1778 SEMPRA ENERGY PENSION MASTER TRUST	13.594	13.594
1393 SENTINEL INTERNATIONAL TRUST	7.586	7.586
1495 SERECO RE S.A.	2.861.250	2.861.250
351 SERVICES GROUP OF AMERICA INC	26.036	26.036
1779 SEVENTH SWEDISH NATIONAL PENSION FUND AP7 EQUITY FUND	17.773	17.773
616 SG ACTIONS EURO SELECTION	430.233	430.233
617 SG ACTIONS EURO SMALL CAP	55.438	55.438
618 SG ACTIONS EUROPE LARGE CAP	242	242
619 SG ACTIONS MONDE	19.914	19.914
1601 SHELL CANADA 2007 PENSION PLAN	3.996	3.996
1602 SHELL CANADA 2007 PENSION PLAN 400	3.321	3.321
1603 SHELL NEDERLAND PENSIOENFONDS STICHTING	2.337	2.337
1781 SHELL PENSION TRUST	8.609	8.609
1780 SHELL PENSION TRUST	14.108	14.108
972 SHELL PENSIONS TRUST LIMITED AS TRUSTEE OF SHELL CONTRIBUTORY PENSION FUND	9.258	9.258
973 SHELL TRUST (BERMUDA) LIMITED AS TRUSTEE OF THE SHELL INTERNATIONAL PENSION FUND	3.085	3.085
974 SHELL TRUST (BERMUDA) LTD AS TRUSTEE OF THE SHELL OVERSEAS CONTRIBUTORY PENSION	5.274	5.274

Mediobanca S.p.A.

Assemblea ordinaria e straordinaria

28 ottobre 2021

Esito della votazione sul punto 1.1
dell'ordine del giorno

SCHEDA NOMINATIVO

	NUMERO DI AZIONI	
	TOTALE	CON DIRITTO DI VOTO
1782 SHERIFFS PENSION AND RELIEF FUND	34.885	34.885
1394 SHIMODA HOLDINGS LLC	239	239
975 SHINKO GLOBAL EQUITY INDEX MOTHER FUND	225	225
976 SICAV GEFIP DYNAMIQUE	309.000	309.000
1783 SIEMENS BALANCED	13.493	13.493
1784 SIEMENS EMU EQUITIES	33.129	33.129
977 SIEMENS-FONDS SIEMENS-RENTE	107.145	107.145
620 SILVER AMUNDI EURO EQUITY	257.709	257.709
1395 SILVER GROWTH FUND LP	5.154	5.154
978 SINGLE SELECT PLATFORM	212.407	212.407
1496 SINPAR - SOCIETA' DI INVESTIMENTI E PARTECIPAZIONI SPA	3.582.213	3.582.213
979 SIX CIRCLES INTERNATIONAL UNCONSTRAINED EQUITY FUND	113.168	113.168
980 SIX CIRCLES INTERNATIONAL UNCONSTRAINED EQUITY FUND	680.697	680.697
981 SIX CIRCLES MANAGED EQUITY PORTFOLIO INTERNATIONAL UNCONSTRAINED FUND	183.475	183.475
1396 SLW PORTFOLIO LLC	4.076	4.076
352 SMEAD INTERNATIONAL VALUE FUND LP	10.441	10.441
1397 SOCIALLY RESPONSIBLE DEVELOPED MARKETS FUNDAMENTAL INDEX CTF	729	729
622 SOGECAP ACTIONS - MID CAP	914.631	914.631
623 SOGECAP AP LOW CARBON	19.426	19.426
353 SOJECCI II LTEE	12.600	12.600
1785 SOUTHERN CALIFORNIA EDISON COMPANY NUCLEAR FACILITIES QUALI ONING MASTER TRUST	12.600	12.600
1497 SPAFID FIDUCIANTE N. 173500	269.850	269.850
1498 SPAFID FIDUCIANTE N. 178602	63.000	63.000
1499 SPAFID FIDUCIANTE N. 184417	257.000	257.000
1500 SPAFID FIDUCIANTE N. 184462	103.412	103.412
1501 SPAFID FIDUCIANTE N. 184607	1.175.000	1.175.000
1502 SPAFID FIDUCIANTE N. 184610	838.000	838.000
1503 SPAFID FIDUCIANTE N. 198104	71.596	71.596
1504 SPAFID FIDUCIANTE N. 198109	278.250	278.250
1505 SPAFID FIDUCIANTE N. 198114	41.418	41.418
1506 SPAFID FIDUCIANTE N. 205200	269.630	269.630
1507 SPAFID FIDUCIANTE N. 223600 - 223700	450.000	450.000
982 SPAFID SPA MF 184417	1.743.000	1.743.000
984 SPAFID SPA MF 184610	1.000.000	1.000.000
983 SPAFID SPA MF 184610	1.100.000	1.100.000
985 SPAFID SPA MF 198114	31.237	31.237
1398 SPARTAN GROUP TRUST FOR EMPLOYEE BENEFIT PLANS.	335.812	335.812
1786 SPARTAN INTERNATIONAL INDEX FUND	1.410.473	1.410.473
354 SPDR MSCI ACWI EXUS ETF	63.948	63.948
355 SPDR MSCI ACWI LOW CARBON TARGET ETF	1.562	1.562
356 SPDR MSCI EAFE FOSSIL FUEL RESERVES FREE ETF	9.551	9.551
357 SPDR MSCI EAFE STRATEGICFACTORSETF	20.001	20.001
358 SPDR MSCI WORLD QUALITY MIX FUND LEVEL 15	190	190
359 SPDR MSCI WORLD STRATEGICFACTORS ETF	987	987
360 SPDR PORTFOLIO DEVELOPED WORLD EXUS ETF	207.410	207.410
361 SPDR PORTFOLIO EUROPE ETF	15.279	15.279
362 SPDR SP WORLD EX AUSTRALIA FUND	2.157	2.157
986 SPP AKTIEFOND EUROPA	60.331	60.331
987 SPP AKTIEFOND GLOBAL	237	237
988 SPP EUROPA PLUS	633	633
989 SPP GENERATION 50-TAL	749	749

Mediobanca S.p.A.

Assemblea ordinaria e straordinaria

28 ottobre 2021

Esito della votazione sul punto 1.1
dell'ordine del giorno

SCHEDA NOMINATIVO

	NUMERO DI AZIONI	
	TOTALE	CON DIRITTO DI VOTO
1399 SPRINT MASTER TRUST.	5.214	5.214
363 SSB FTSE RAFI DEVELOPED 1000 INDEX NONLENDING COMMON TRUST FUND	8.196	8.196
364 SSB MSCI ACWI EX USA IMI SCREENED NONLENDING COMMON TRUST FUND	10.043	10.043
365 SSB MSCI EUROPE SCREENED INDEX NONLENDING COMMON TRUST FUND	43.719	43.719
366 SSB MSCI ITALY INDEX SECURITIESLENDING COMMON TRUST FUND	515.076	515.076
367 SSGA MSCI ACWI EX-USA INDEX NON-LENDING DAILY TRUST	3.559	3.559
369 SSGA SPDR ETFs EUROPE I PUBLIC LIMITED COMPANY	13.384	13.384
368 SSGA SPDR ETFs EUROPE I PUBLIC LIMITED COMPANY	21.093	21.093
370 SSGA SPDR ETFs EUROPE I PUBLIC LIMITED COMPANY	30.511	30.511
373 SSGA SPDR ETFs EUROPE II PUBLICLIMITED COMPANY	1.222	1.222
371 SSGA SPDR ETFs EUROPE II PUBLICLIMITED COMPANY	1.422	1.422
374 SSGA SPDR ETFs EUROPE II PUBLICLIMITED COMPANY	5.398	5.398
372 SSGA SPDR ETFs EUROPE II PUBLICLIMITED COMPANY	40.993	40.993
375 SST GLOB ADV TAX EXEMPT RETIREMENT PLANS	31.756	31.756
376 SST GLOB ADV TAX EXEMPT RETIREMENT PLANS	71.538	71.538
377 SST GLOB ADV TAX EXEMPT RETIREMENT PLANS	242.743	242.743
379 SST GLOB ADV TAX EXEMPT RETIREMENT PLANS	914.060	914.060
378 SST GLOB ADV TAX EXEMPT RETIREMENT PLANS	1.090.782	1.090.782
1604 STANDARD BANK OF SOUTH AFRICA LTD	4.987	4.987
1787 STANDARD LIFE INVESTMENTS GLOBAL	25.377	25.377
1400 STANISLAUS COUNTY EMPLOYEES' RETIREMENT ASSOCIATION 832	21.003	21.003
1933 STAR PASTEUR	20.989	20.989
380 STATE OF ALASKA RETIREMENT AND BENEFITS PLANS	118.544	118.544
1401 STATE OF IDAHO ENDOWMENT FUND INVESTMENT BOARD	41.725	41.725
381 STATE OF MINNESOTA	243.476	243.476
382 STATE OF NEW JERSEY COMMON PENSION FUND D	332.096	332.096
990 STATE OF NEW MEXICO STATE INVESTMENT COUNCIL	20.500	20.500
991 STATE OF NEW MEXICO STATE INVESTMENT COUNCIL	32.312	32.312
992 STATE OF NEW MEXICO STATE INVESTMENT COUNCIL	389.100	389.100
1788 STATE OF WISCONSIN INVESTMENT BOARD	1	1
1789 STATE OF WISCONSIN INVESTMENT BOARD	1	1
1790 STATE OF WISCONSIN INVESTMENT BOARD	1	1
1791 STATE OF WISCONSIN INVESTMENT BOARD	1	1
1792 STATE OF WISCONSIN INVESTMENT BOARD	1	1
993 STATE OF WYOMING	28.691	28.691
383 STATE STREET CCF	9.261	9.261
1402 STATE STREET GLOBAL ADVISORS GROSS ROLL UP UNIT TRUST	17.685	17.685
385 STATE STREET GLOBAL ADVISORS LUXEMBOURG SICAV	2.402	2.402
384 STATE STREET GLOBAL ADVISORS LUXEMBOURG SICAV	3.892	3.892
390 STATE STREET GLOBAL ADVISORS LUXEMBOURG SICAV	8.022	8.022
387 STATE STREET GLOBAL ADVISORS LUXEMBOURG SICAV	48.766	48.766
389 STATE STREET GLOBAL ADVISORS LUXEMBOURG SICAV	58.402	58.402
388 STATE STREET GLOBAL ADVISORS LUXEMBOURG SICAV	62.780	62.780
386 STATE STREET GLOBAL ADVISORS LUXEMBOURG SICAV	78.009	78.009
391 STATE STREET GLOBAL ALL CAP EQUITY EXUS INDEX PORTFOLIO	77.174	77.174
392 STATE STREET GLOBAL INDEX PLUS TRUST	3.259	3.259
393 STATE STREET INTERNATIONAL DEVELOPED EQUITY INDEX PORTFOLIO	157.610	157.610
394 STATE STREET INTERNATIONAL EQUITIES INDEX TRUST LEVEL 15	13.838	13.838
396 STATE STREET IRELAND UNIT TRUST	587	587
395 STATE STREET IRELAND UNIT TRUST	7.476	7.476
397 STATE STREET TOTAL RETURN VIS FUND	8.321	8.321

Mediobanca S.p.A.

Assemblea ordinaria e straordinaria

28 ottobre 2021

**Esito della votazione sul punto 1.1
dell'ordine del giorno**

SCHEDA NOMINATIVO

	NUMERO DI AZIONI	
	TOTALE	CON DIRITTO DI VOTO
398 STATE STREET WORLD ENHANCED SECURITIES LENDING COMMON TRUST FUND	25.079	25.079
1403 STATE TEACHERS RETIREMENT SYSTEM OF OHIO	1.457.550	1.457.550
994 STELLAR INSURANCE, LTD.	2.611	2.611
995 STERLING CAPITAL BEHAVIORAL INTERNATIONAL EQUITY FUND	67.550	67.550
1404 STEUART L. WALTON FAMILY TRUST UAD 3/19/13	1.446	1.446
1605 STEWARDSHIP FOUNDATION-WYRF4889002	1.119	1.119
996 STICHTING AHOLD DELHAIZE PENSIOEN	54.021	54.021
1405 STICHTING BEDRIJFSTAKPENSIOENFONDS VOOR DE DETAILHANDEL	186.371	186.371
1606 STICHTING BEDRIJFSTAKPENSIOENFONDS VOOR DE MEUBELI NDUSTRIE EN MEUBILERINGSBEC	51.086	51.086
1406 STICHTING BEDRIJFSTAKPENSIOENFONDS VOOR HET LEVENSMIDDELENBEDRIJF	20.113	20.113
1407 STICHTING BEDRIJFSTAKPENSIOENFONDS VOOR HET SCHOONMAAK EN GL.	29.532	29.532
1408 STICHTING BEDRIJFSTAKPENSIOENFONDS ZORGVERZEKERAARS..	46.390	46.390
1409 STICHTING BLUE SKY LIQUID ASSET FUNDS	58.400	58.400
1609 STICHTING DEPOSITARY APG DEVELOPED MARKETS EQUITY POOL	31.146	31.146
1607 STICHTING DEPOSITARY APG DEVELOPED MARKETS EQUITY POOL	56.357	56.357
1608 STICHTING DEPOSITARY APG DEVELOPED MARKETS EQUITY POOL	325.572	325.572
1410 STICHTING HEINEKEN PENSIOENFONDS	13.362	13.362
399 STICHTING ING CDC PENSIOENFONDS	9.880	9.880
400 STICHTING NN CDC PENSIOENFONDS	1.730	1.730
1793 STICHTING PENSIOENFONDS HORECA AND CATERING	195.661	195.661
1411 STICHTING PENSIOENFONDS ING..	54.740	54.740
997 STICHTING PENSIOENFONDS MEDISCH SPECIALISTEN	459.980	459.980
1610 STICHTING PENSIOENFONDS NOTARIAAT	13.282	13.282
1413 STICHTING PENSIOENFONDS PGB	140.888	140.888
1412 STICHTING PENSIOENFONDS PGB	147.700	147.700
1414 STICHTING PENSIOENFONDS PGB	312.724	312.724
998 STICHTING PENSIOENFONDS PROVISUM	2.658	2.658
1794 STICHTING PENSIOENFONDS RAIL AND OPENBAAR VERVOER	15.489	15.489
1415 STICHTING PENSIOENFONDS SAGITTARIUS	16.543	16.543
1417 STICHTING PGGM DEPOSITARY	184.850	184.850
1416 STICHTING PGGM DEPOSITARY	200.331	200.331
401 STICHTING PHILIPS PENSIOENFONDS	39.860	39.860
1795 STICHTING RABOBANK PENSIOENFONDS	5.927	5.927
999 STICHTING SHELL PENSIOENFONDS	2.361	2.361
1000 STOREBRAND LIVSFORSIKRING AS	5.139	5.139
1001 STRATEGIC INTERNATIONAL EQUITY FUND	24.160	24.160
1611 SUBSIDIZED SCHOOLS PROVIDENT FUND	6.404	6.404
1002 SUE ANN ARNALL	7.247	7.247
402 SUN CHEMICAL LIMITED PENSION SCHEME	1.810	1.810
403 SUNAMERICA SERIES TRUST - SA INTERNATIONAL INDEX PORTFOLIO	23.873	23.873
404 SUNAMERICA SERIES TRUST SA BLACKROCK VCP GLOBAL MULTI ASSET PORT	12.809	12.809
405 SUNAMERICA SERIES TRUST SA JPM DIVERSIFIED BALANCED PORTFOLIO	1.102	1.102
406 SUNSUPER SUPERANNUATION FUND	66.433	66.433
1418 SUPERANNUATION FUNDS MANAGEMENT CORPORATION OF SOUTH AUSTRAL	5.145	5.145
407 SYMMETRY LOW VOLATILITY FUND	1	1
1532 T. ROWE PRICE FUNDS SICAV	16	16
1003 T. ROWE PRICE INTERNATIONAL EQUITY INDEX FUND	27.943	27.943
1004 T. ROWE PRICE INTERNATIONAL EQUITY INDEX TRUST	24.505	24.505
1612 TACS NON US EQUITY CORE MARKET CONTINUOUS LLC	16.678	16.678
408 TAIWAN MST CUST FRANKLIN TEMPLETON SINOAM MULTIASSET INCOME	379	379
409 TALCOTT RESOLUTION LIFE INSURANCE COMPANY	5.659	5.659

Mediobanca S.p.A.

Assemblea ordinaria e straordinaria

28 ottobre 2021

**Esito della votazione sul punto 1.1
dell'ordine del giorno**

SCHEDA NOMINATIVO

	NUMERO DI AZIONI	
	TOTALE	CON DIRITTO DI VOTO
410 TANGERINE BALANCED GROWTH PORTFOLIO	10.272	10.272
411 TANGERINE BALANCED INCOME PORTFOLIO	1.622	1.622
412 TANGERINE BALANCED PORTFOLIO	9.345	9.345
413 TANGERINE EQUITY GROWTH PORTFOLIO	13.032	13.032
1005 TCORPIM DEVELOPED MARKETS EQUITIES (HEDGED) FUND	14.027	14.027
1006 TCORPIM DEVELOPED MARKETS EQUITIES (SOVEREIGN INVESTOR - HEDGED) FUND	56.561	56.561
414 TD EMERALD INTERNATIONAL EQUITYINDEX FUND	138.301	138.301
415 TD EUROPEAN INDEX FUND .	3.912	3.912
416 TD INTERNATIONAL EQUITY INDEX ETF	33.571	33.571
417 TD MORNINGSTAR ESG INTERNATIONAL EQUITY INDEX ETF	1.247	1.247
420 TEACHER RETIREMENT SYSTEM OF TEXAS	116	116
419 TEACHER RETIREMENT SYSTEM OF TEXAS	346	346
418 TEACHER RETIREMENT SYSTEM OF TEXAS	920	920
1007 TEACHERS RETIREMENT SYSTEM OF GEORGIA	405.747	405.747
1796 TEACHERS RETIREMENT SYSTEM OF LOUISIANA	1	1
1419 TEACHERS' RETIREMENT SYSTEM OF OKLAHOMA	194.646	194.646
422 TEACHERS' RETIREMENT SYSTEM OF THE STATE OF ILLINOIS	79.268	79.268
421 TEACHERS' RETIREMENT SYSTEM OF THE STATE OF ILLINOIS	540.200	540.200
1008 TELSTRA SUPERANNUATION SCHEME	20.368	20.368
1797 TEXAS EDUCATION AGCY	132.421	132.421
1798 TEXAS EDUCATION AGENCY	10.585	10.585
1799 THE AMERICAN UNIVERSITY IN CAIRO	5.616	5.616
423 THE ARROWSTREET COMMON CONTRACTUAL FUND	9.174	9.174
1420 THE AVI CHAI FOUNDATION	6.130	6.130
425 THE BANK OF KOREA	2.337	2.337
426 THE BANK OF KOREA	21.899	21.899
424 THE BANK OF KOREA	23.160	23.160
427 THE BANK OF KOREA	31.851	31.851
1614 THE BANK OF NEW YORK MELLON EMPLOYEE BENEFIT COLLECTIVE INV	50.497	50.497
1613 THE BANK OF NEW YORK MELLON EMPLOYEE BENEFIT COLLECTIVE INV	92.847	92.847
1615 THE BANK OF NEW YORK MELLON INTERNATIONAL LIMITED	948.405	948.405
1800 THE BANK OF NEW YORK MELLON INTERNATIONAL LIMITED AS TRUS PED WORLD FOSSIL FUEL	367	367
1009 THE BARCLAYS BANK UK RETIREMENT FUND	1.865	1.865
1421 THE BOARD OF THE PENSION PROTECTION FUND RENAISSANCE	5.447	5.447
1422 THE BOARD OF THE PENSION PROTECTION FUND RENAISSANCE	22.353	22.353
1423 THE CHERYL D DUFFIELD TRUST UAD 09/12/96 CHERYL D DUFFIELD TTEE	2.064	2.064
1424 THE DAVID A DUFFIELD TRUST UAD 07/14/88	4.414	4.414
1425 THE DFA INTERNATIONAL VALUE SERIESA	261.028	261.028
1426 THE ENDEAVOUR II FUND.	2.170	2.170
1427 THE GREATER MANCHESTER PENSION FUND.	279.426	279.426
1616 THE HARTFORD RETIREMENT PLAN TRUST FOR US EMPLOYEES	3.966	3.966
1428 THE HEALTH FOUNDATION.	53.116	53.116
1429 THE HIGHCLERE INTERNATIONAL INVESTORS SMID FUND	2.115.562	2.115.562
1801 THE HKSAR GOVERNMENT SCHOLARSHIP FUND	347	347
1011 THE LABOUR UNION CO-OPERATIVE RETIREMENT FUND	3.252	3.252
1010 THE LABOUR UNION CO-OPERATIVE RETIREMENT FUND	7.481	7.481
428 THE MASTER TRUST BANK OF JAPAN LTD RE: HITACHI FOREIGN EQUITY INDEX MOTHER FUND	10.676	10.676
1012 THE MASTER TRUST BANK OF JAPAN LTD. RE: MANULIFE INTERNATIONAL EQUITY INDEX MOTHE	1.677	1.677
1013 THE MASTER TRUST BANK OF JAPAN, LTD. AS TRUSTEE FOR MTBJ400045828	346.037	346.037
1014 THE MASTER TRUST BANK OF JAPAN, LTD. AS TRUSTEE FOR MTBJ400045832	91.521	91.521
1015 THE MASTER TRUST BANK OF JAPAN, LTD. AS TRUSTEE FOR MTBJ400045872	235.686	235.686

Mediobanca S.p.A.

Assemblea ordinaria e straordinaria

28 ottobre 2021

**Esito della votazione sul punto 1.1
dell'ordine del giorno**

SCHEDA NOMINATIVO

	NUMERO DI AZIONI	
	TOTALE	CON DIRITTO DI VOTO
1016 THE MASTER TRUST BANK OF JAPAN, LTD. AS TRUSTEE FOR ORGANIZATION FOR WORKERS' R	14.218	14.218
1018 THE MASTER TRUST BANK OF JAPAN, LTD. AS TRUSTEE FOR FEDERATION OF NATIONAL PUBLIC	12.375	12.375
1017 THE MASTER TRUST BANK OF JAPAN, LTD. AS TRUSTEE FOR FEDERATION OF NATIONAL PUBLIC	33.750	33.750
1019 THE MASTER TRUST BANK OF JAPAN, LTD. AS TRUSTEE FOR MTBJ400045829	790.757	790.757
1020 THE MASTER TRUST BANK OF JAPAN, LTD. AS TRUSTEE FOR MUTB400045792	288.453	288.453
1021 THE MASTER TRUST BANK OF JAPAN, LTD. AS TRUSTEE FOR MUTB400045794	1.394.561	1.394.561
1022 THE MASTER TRUST BANK OF JAPAN, LTD. AS TRUSTEE FOR MUTB400045795	478.779	478.779
1023 THE MASTER TRUST BANK OF JAPAN, LTD. AS TRUSTEE FOR NATIONAL PENSION FUND ASSOCI/	17.982	17.982
1024 THE MASTER TRUST BANK OF JAPAN, LTD. AS TRUSTEE FOR ORGANIZATION FOR WORKERS' RE	8.740	8.740
1025 THE MASTER TRUST BANK OF JAPAN, LTD. RE: MUTB400021492	18.080	18.080
1026 THE MASTER TRUST BANK OF JAPAN, LTD. RE: MUTB400021536	51.512	51.512
1027 THE MASTER TRUST BANK OF JAPAN, LTD. RE: NZAM EURO STOXX (JPY HEDGED) (PRIVATELY PI	79.717	79.717
1430 THE MEDICAL AND DENTAL DEFENCE UNION OF SCOTLAND	24.525	24.525
429 THE METHODIST HOSPITAL	81.600	81.600
1431 THE MOTOROLA PENSION SCHEME	3.333	3.333
1617 THE NATURE CONSERVANCY WORLDWIDE OFFICE	253	253
1433 THE NOMURA TRUST AND BANKING CO LTD	2.222	2.222
1432 THE NOMURA TRUST AND BANKING CO LTD	20.050	20.050
1435 THE NORTHERN TRUST COMPANY SUB-ADVISED COLLECTIVE FUNDS TRUS	205.800	205.800
1434 THE NORTHERN TRUST COMPANY SUB-ADVISED COLLECTIVE FUNDS TRUS	630.300	630.300
1436 THE OTTERBEIN FAMILY TRUST UAD 09/28/07 VICTORIA OTTERBEIN & THOMAS OTTERBEIN TTEE	1.469	1.469
1437 THE PENSION BOARDS - UNITED CHURCH OF CHRIST INC.	3.231	3.231
431 THE PRUDENTIAL INSURANCE COMPANY OF AMERICA	2.945	2.945
430 THE PRUDENTIAL INSURANCE COMPANY OF AMERICA	20.783	20.783
434 THE REGENTS OF THE UNIVERSITY OF CALIFORNIA	6.700	6.700
433 THE REGENTS OF THE UNIVERSITY OF CALIFORNIA	19.040	19.040
435 THE REGENTS OF THE UNIVERSITY OF CALIFORNIA	57.157	57.157
436 THE REGENTS OF THE UNIVERSITY OF CALIFORNIA	108.966	108.966
432 THE REGENTS OF THE UNIVERSITY OF CALIFORNIA	319.353	319.353
1802 THE SEVENTH SWEDISH NATIONAL PENSION FUND AP 7 EQUITY FUN	1	1
1803 THE SEVENTH SWEDISH NATIONAL PENSION FUND AP 7 EQUITY FUND	1	1
1028 THE SOUTHERN COMPANY SYSTEM MASTER RETIREMENT TRUST	28.130	28.130
1804 THE STATE OF CONNECTICUT ACTING THROUGH ITS TREASURER	90.885	90.885
1618 THE TRUST FOR AGE UK FUNERAL PLANS	2.089	2.089
1438 THE TRUSTEES OF THE HENRY SMITH CHARITY	15.519	15.519
1619 THE UNIVERSITY COURT OF THE UNIVERSITY OF GLASGOW	5.666	5.666
437 THE WALT DISNEY COMPANY RETIREMENT PLAN MASTER TRUST	14.897	14.897
1439 THOMAS L. WALTON FAMILY TRUST UAD 03/19/13	6.064	6.064
1029 THRIFT SAVINGS PLAN	2.418.689	2.418.689
438 THRIVENT CORE INTERNATIONAL EQUITY FUND	285.431	285.431
439 THRIVENT GLOBAL STOCK FUND	228.374	228.374
440 THRIVENT GLOBAL STOCK PORTFOLIO	159.630	159.630
441 THRIVENT INTERNATIONAL ALLOCATION FUND	279.185	279.185
442 THRIVENT INTERNATIONAL ALLOCATION PORTFOLIO	577.611	577.611
443 THRIVENT INTERNATIONAL INDEX PORTFOLIO	5.871	5.871
1440 THYSSEN GLOBAL INVESTMENTS CORP	397	397
444 TIAACREF INTERNATIONAL EQUITY INDEX FUND	672.087	672.087
1621 TMI 2 SOLUTIONS TAX QUALIFIED NUCLEAR DECOMMISSIONING TRUST	2.231	2.231
1620 TMI 2 SOLUTIONS TAX QUALIFIED NUCLEAR DECOMMISSIONING TRUST	2.797	2.797
1938 TOSCO-FIN S.R.L.	300.000	300.000
1508 TOSCO-FIN S.R.L.	3.465.000	3.465.000

Mediobanca S.p.A.

Assemblea ordinaria e straordinaria

28 ottobre 2021

**Esito della votazione sul punto 1.1
dell'ordine del giorno**

SCHEDA NOMINATIVO

	NUMERO DI AZIONI	
	TOTALE	CON DIRITTO DI VOTO
445 TOTAL INTERNATIONAL EX U.S. INDEX MASTER PORTFOLIO OF MASTER INV	40.061	40.061
446 TRANSAMERICA INTERNATIONAL EQUITY INDEX VP	2.679	2.679
447 TRANSAMERICA MORGAN STANLEY GLOBAL ALLOCATION VP	8.712	8.712
1805 TREASURER OF THE STATE OF NORTH CAROLINA EQUITY INVESTMENT	133.910	133.910
1441 TRINITY COLLEGE CAMBRIDGE	6.577	6.577
1030 TRUST & CUSTODY SERVICES BANK LTD AS TRUSTEE FOR PENSION INVESTMENT FUND TRUST	19.685	19.685
1031 TRUST & CUSTODY SERVICES BANK LTD AS TRUSTEE FOR PENSION INVESTMENT FUND TRUST	4.256	4.256
1032 TRUST & CUSTODY SERVICES BANK LTD AS TRUSTEE FOR PENSION INVESTMENT FUND TRUST	39.120	39.120
1033 TRUST & CUSTODY SERVICES BANK LTD AS TRUSTEE FOR PENSION INVESTMENT FUND TRUST	2.252	2.252
448 TRUST I AB GLOBAL DYNAMIC ALLOCATION PORTFOLIO	38.756	38.756
1034 TWO SIGMA ABSOLUTE RETURN-PORTFOLIO LLC EMEA TRADING	281.985	281.985
1035 TWU SUPERANNUATION FUND	1.994	1.994
1622 TXU GENERATION COMPANY LP QUAL NUCLEAR DECOMMISSIONING TRUS	1.878	1.878
449 UBS (IRL) ETF PLC - S&P 500 ESG UCITS ETF (ENGLISH)	268	268
457 UBS (IRL) ETF PLC - S&P 500 ESG UCITS ETF (ENGLISH)	762	762
456 UBS (IRL) ETF PLC - S&P 500 ESG UCITS ETF (ENGLISH)	802	802
452 UBS (IRL) ETF PLC - S&P 500 ESG UCITS ETF (ENGLISH)	822	822
453 UBS (IRL) ETF PLC - S&P 500 ESG UCITS ETF (ENGLISH)	2.275	2.275
454 UBS (IRL) ETF PLC - S&P 500 ESG UCITS ETF (ENGLISH)	3.758	3.758
451 UBS (IRL) ETF PLC - S&P 500 ESG UCITS ETF (ENGLISH)	4.946	4.946
450 UBS (IRL) ETF PLC - S&P 500 ESG UCITS ETF (ENGLISH)	7.461	7.461
455 UBS (IRL) ETF PLC - S&P 500 ESG UCITS ETF (ENGLISH)	23.205	23.205
458 UBS (US) GROUP TRUST	42.195	42.195
1037 UBS ASSET MANAGEMENT LIFE LTD	2.738	2.738
1038 UBS ASSET MANAGEMENT LIFE LTD	9.515	9.515
1036 UBS ASSET MANAGEMENT LIFE LTD	10.870	10.870
1040 UBS ASSET MANAGEMENT LIFE LTD	28.658	28.658
1039 UBS ASSET MANAGEMENT LIFE LTD	28.867	28.867
1442 UBS COMMON CONTRACTUAL FUND	1.918	1.918
1041 UBS FTSE RAFI DEVELOPED 1000 INDEX FUND	18.120	18.120
459 UBS FUND MANAGEMENT (SWITZERLAND) AG ON BEHALF OF ZURICH INVESTINSTITUTIONAL FUI	33.049	33.049
1447 UBS FUND MANAGEMENT (SWITZERLAND) AG.	1.283	1.283
1444 UBS FUND MANAGEMENT (SWITZERLAND) AG.	3.550	3.550
1443 UBS FUND MANAGEMENT (SWITZERLAND) AG.	7.780	7.780
1445 UBS FUND MANAGEMENT (SWITZERLAND) AG.	8.700	8.700
1446 UBS FUND MANAGEMENT (SWITZERLAND) AG.	22.683	22.683
460 UBS IQ MSCI WORLD EX AUSTRALIA ETHICAL ETF	763	763
464 UBS LUX FUND SOLUTIONS	2.834	2.834
463 UBS LUX FUND SOLUTIONS	13.884	13.884
461 UBS LUX FUND SOLUTIONS	27.788	27.788
462 UBS LUX FUND SOLUTIONS	98.395	98.395
465 UBS LUX FUND SOLUTIONS	496.865	496.865
624 UF 6 A	67.855	67.855
1042 UI-FONDS BAV RBI AKTIEN	47.524	47.524
1934 UMR SELECT EUROPE R1	120.937	120.937
1448 UNIFIED ACCUMULATIVE PENSION FUND JOINT STOCK COMPANY	5.032	5.032
1043 UNIPOLSAI ASSICURAZIONI SPA	4.500.000	4.500.000
1044 UNIPOLSAI ASSICURAZIONI SPA	12.855.000	12.855.000
1806 UNITED CHURCH FUNDS INC	25.400	25.400
1449 UNITED NATIONS RELIEF AND WORKS AGENCY FOR PALESTINE REFUGEE	3.088	3.088
466 UNITED TECHNOLOGIES CORPORATIONEMPLOYEE SAVINGS PLAN MASTER TRU	79.171	79.171

Mediobanca S.p.A.

Assemblea ordinaria e straordinaria

28 ottobre 2021

**Esito della votazione sul punto 1.1
dell'ordine del giorno**

SCHEDA NOMINATIVO

	NUMERO DI AZIONI	
	TOTALE	CON DIRITTO DI VOTO
468 UNIVERSAL INVESTMENT GESELLSCHAFT MBH FOR KFPT UNIVERSAL FONDS	3.485	3.485
467 UNIVERSAL INVESTMENT GESELLSCHAFT MBH FOR KFPT UNIVERSAL FONDS	23.223	23.223
1955 UNIVERSAL INVESTMENT GMBH	22.100	22.100
1046 UNIVERSAL INVESTMENT GMBH	25.358	25.358
1045 UNIVERSAL INVESTMENT GMBH	74.839	74.839
1956 UNIVERSAL INVESTMENT GMBH	119.562	119.562
1623 UNIVERSAL SHIPOWNERS MARINE INSURANCE ASSOCIATION LIMITED	2.552	2.552
1047 UNIVERSAL-INVESTMENT-GESELLSCHAFT MBH ON BEHALF OF BAYVK A1-FONDS	830.400	830.400
1048 UNIVERSAL-INVESTMENT-GESELLSCHAFT MBH ON BEHALF OF BAYVK A4-FONDS	109.677	109.677
1049 UNIVERSAL-INVESTMENT-GESELLSCHAFT MBH ON BEHALF OF BROCKEN-UI-FONDS	13.104	13.104
1050 UNIVERSAL-INVESTMENT-GESELLSCHAFT MBH ON BEHALF OF EPOTIF MASTERFONDS	31.961	31.961
469 UNIVERSALINVESTMENTGESELLSCHAFTMBH FOR PROUIFONDS SAA	55.509	55.509
470 UNIVERSALINVESTMENTGESELLSCHAFTMBH FOR UIFONDS AKTIEN WORLD ESG	3.049	3.049
1450 UNIVERSE THE CMI GLOBAL NETWORK FUND - CMI CONTINENTAL EURO	53.017	53.017
1051 UNIVERSITIES SUPERANNUATION SCHEME	341.732	341.732
471 UNIVERSITY OF GUELPH	19.300	19.300
472 UNIVERSITY OF GUELPH FOREIGN PROPERTY TRUST	39.700	39.700
1451 UNIVEST.	100	100
1807 UPS GROUP TRUST	18.274	18.274
1808 UPS GROUP TRUST	35.663	35.663
473 US LEGACY INCOME COMMON TRUST FUND	79.771	79.771
1452 UTAH STATE RETIREMENT SYSTEMS	85.510	85.510
474 VALIC COMPANY I - INTERNATIONALSOCIAALLY RESPONSIBLE FUNDK	54.420	54.420
475 VALIC COMPANY I INTERNATIONAL EQUITIES INDEX FUND	59.535	59.535
476 VANGUARD DEVELOPED MARKETS INDEX FUND	4.700.670	4.700.670
477 VANGUARD ESG DEVELOPED WORLD ALL CAP EQ INDEX FND UK	5.784	5.784
1052 VANGUARD ESG INTERNATIONAL STOCK ETF	126.940	126.940
1053 VANGUARD ETHICALLY CONSCIOUS INTERNATIONAL SHARES INDEX FUND	27.390	27.390
1624 VANGUARD EUROPEAN STOCK INDEX FUND	1.487.429	1.487.429
1054 VANGUARD FIDUCIARY TRUST COMPANY EUROPEAN STOCK INDEX TRUST	24.591	24.591
1055 VANGUARD FIDUCIARY TRUST COMPANY INSTITUTIONAL TOTAL INTERNATIONAL STOCK MARK	426.919	426.919
1056 VANGUARD FIDUCIARY TRUST COMPANY INSTITUTIONAL TOTAL INTERNATIONAL STOCK MARK	3.123.318	3.123.318
1625 VANGUARD FTSE ALL WORLD EX US INDEX FUND	1.338.063	1.338.063
478 VANGUARD FTSE DEVELOPED ALL CAPEX NORTH AMERICA INDEX ETF	72.634	72.634
479 VANGUARD FTSE DEVELOPED EUROPE ALL CAP INDEX ETF	8.225	8.225
1058 VANGUARD FUNDS PUBLIC LIMITED COMPANY	1.496	1.496
1061 VANGUARD FUNDS PUBLIC LIMITED COMPANY	19.374	19.374
1057 VANGUARD FUNDS PUBLIC LIMITED COMPANY	44.785	44.785
1060 VANGUARD FUNDS PUBLIC LIMITED COMPANY	132.433	132.433
1062 VANGUARD FUNDS PUBLIC LIMITED COMPANY	160.493	160.493
1059 VANGUARD FUNDS PUBLIC LIMITED COMPANY	193.779	193.779
1063 VANGUARD GLOBAL VALUE EQUITY FUND	12.317	12.317
480 VANGUARD GLOBAL VALUE FACTOR ETF	12.126	12.126
1064 VANGUARD INTERNATIONAL SHARES INDEX FUND	186.785	186.785
1065 VANGUARD INTERNATIONAL SHARES SELECT EXCLUSIONS INDEX FUND	16.987	16.987
1068 VANGUARD INVESTMENT SERIES PUBLIC LIMITED COMPANY	30.387	30.387
1070 VANGUARD INVESTMENT SERIES PUBLIC LIMITED COMPANY	34.133	34.133
1067 VANGUARD INVESTMENT SERIES PUBLIC LIMITED COMPANY	136.025	136.025
1066 VANGUARD INVESTMENT SERIES PUBLIC LIMITED COMPANY	227.700	227.700
1069 VANGUARD INVESTMENT SERIES PUBLIC LIMITED COMPANY	288.599	288.599
1073 VANGUARD INVESTMENTS COMMON CONTRACTUAL FD-VANGUARD FTSE DEV EUR EX UK CCF	74.433	74.433

Mediobanca S.p.A.

Assemblea ordinaria e straordinaria

28 ottobre 2021

**Esito della votazione sul punto 1.1
dell'ordine del giorno**

SCHEDA NOMINATIVO

	NUMERO DI AZIONI	
	TOTALE	CON DIRITTO DI VOTO
1071 VANGUARD INVESTMENTS COMMON CONTRACTUAL FD/VANG FTSE DEVELOPED WRLD CMMN C	17.841	17.841
1072 VANGUARD INVESTMENTS COMMON CONTRACTUAL FD/VANG FTSE DVLPD WRLD EX UK CMN CF	12.008	12.008
481 VANGUARD INVESTMENTS FUNDS ICVC-VANGUARD FTSE DEVELOPED WOR LD EX - U.K. EQUITY	176.856	176.856
1074 VANGUARD INVESTMENTS II CCF - VANGUARD FTSE DEVELOPED WORLD II CCF	29.186	29.186
1076 VANGUARD INVESTMENTS II CCF-VANGUARD SRI FTSE DEVELOPED WORLD II CCF	19.764	19.764
1075 VANGUARD INVESTMENTS II CCF/VANGUARD SRI FTSE DEVELOPED EUROPE II CCF	23.063	23.063
1077 VANGUARD TOTAL INTERNATIONAL STOCK INDEX FUND	9.166.854	9.166.854
482 VANGUARD TOTAL WORLD STOCK INDEX FUND	311.849	311.849
1078 VANTAGETRUST III MASTER COLLECTIVE INVESTMENT FUNDS TRUST	22.275	22.275
1079 VARIABLE INSURANCE PRODUCTS FUND II: INTERNATIONAL INDEX PORTFOLIO	10.589	10.589
1453 VARIOPARTNER SICAV - 3-ALPHA GLOBAL QUALITY ACHIEVERS	31.406	31.406
1626 VEBA OF THE NONREP EE OF S CA ED CO	9.600	9.600
1809 VEBA PARTNERSHIP N L P	4.001	4.001
1935 VENDOME SELECTION EUR	230.000	230.000
1454 VERDIPAPIRFONDET KLP AKSJEEUROPA INDEKS 1	373	373
1455 VERDIPAPIRFONDET KLP AKSJEGLOBAL INDEX 1	101.914	101.914
1080 VERDIPAPIRFONDET STOREBRAND GLOBAL INDEKS	5.863	5.863
1081 VERDIPAPIRFONDET STOREBRAND INDEKS ALLE MARKEDER	8.637	8.637
1082 VGV POOLFONDS PA1	19.593	19.593
483 VIF ICVC VANGUARD FTSE DEVELOPED EUROPE EXUK EQUITY INDEX FUND	349.669	349.669
484 VIF ICVC VANGUARD FTSE GLOBAL ALL CAP INDEX FUND	18.186	18.186
1936 VILLIERS ALTO	54.451	54.451
1810 VIRGINIA RETIREMENT SYSTEM	1	1
1811 VIRGINIA RETIREMENT SYSTEM	1	1
1812 VIRGINIA RETIREMENT SYSTEM	1	1
1456 VISION POOLED SUPERANNUATION TRUST	230.812	230.812
627 VITTORELLI MARCO	25.000	25.000
1509 VITTORIA ASSICURAZIONI S.P.A.	2.225.350	2.225.350
1458 VONTOBEL FUND (CH) - SUSTAINABLE GLOBAL EQUITY EX SWITZERLAN C/O VONTOBEL FONDS S	82.000	82.000
1459 VONTOBEL FUND (CH) - VESCORE GLOBAL EQUITY MULTI FACTOR C/O VONTOBEL FONDS SERV	313	313
1457 VONTOBEL FUND - VESCORE GLOBAL EQUITY MULTI FACTOR	842	842
1813 VOYA INTERNATIONAL INDEX PORTFOLIO	88.448	88.448
1460 WAM INVESTMENTS, LLC	639	639
486 WASHINGTON STATE INVESTMENT BOARD	6.761	6.761
487 WASHINGTON STATE INVESTMENT BOARD	192.592	192.592
485 WASHINGTON STATE INVESTMENT BOARD	783.333	783.333
1461 WAVERTON INVESTMENT FUNDS PLC - WAVERTON GLOBAL CORE EQUITY	69.536	69.536
628 WELLS FARGO (LUX) WORLDWIDE FU	3.168	3.168
488 WELLS FARGO BK DECL OF TRUST ESTABL INVEST FUNDS EMPLOYEE BEN TR	243.986	243.986
489 WELLS FARGO FACTOR ENHANCED INTERNATIONAL PORTFOLIO	64.017	64.017
1628 WESPATH FUNDS TRUST	1.761	1.761
1627 WESPATH FUNDS TRUST	3.043	3.043
1814 WESPATH FUNDS TRUST	25.256	25.256
1462 WEST VIRGINIA INVESTMENT MANAGEMENT BOARD	625.900	625.900
1083 WESTPAC WHOLESALE UNHEDGED INTERNATIONAL SHARE TRUST	85.598	85.598
1463 WHEELS COMMON INVESTMENT FUND TRUSTEES LIMITED	8.201	8.201
1464 WHIRLPOOL CORPORATION AND SUBSIDIARY EMPLOYEES RETIREMENT TRUST 200 N M	4.214	4.214
1084 WHOLESALE INTERNATIONAL CORE EQUITIES	1.555	1.555
1085 WHOLESALE INTERNATIONAL CORE EQUITIES (NZ HEDGED)	4.124	4.124
1086 WHOLESALE UNIT TRUST MSCI GLOBAL INDEX SHARE FUND	2.839	2.839
1815 WILMINGTON INTERNATIONAL FUND	36.670	36.670

Mediobanca S.p.A.

Assemblea ordinaria e straordinaria

28 ottobre 2021

Esito della votazione sul punto 1.1
dell'ordine del giorno

SCHEDA NOMINATIVO

	NUMERO DI AZIONI	
	TOTALE	CON DIRITTO DI VOTO
490 WINDWISE MSCI EAFE INDEX NON-LENDING, FUND FOR EXEMPT ORG.	26.040	26.040
491 WISDOMTREE DYNAMIC CURRENCY HEDGED INTERNATIONAL EQUITY FUND	21.500	21.500
492 WISDOMTREE EUROPE HEDGED SMALLCAP EQUITY FUND	143.534	143.534
493 WISDOMTREE EUROPE QUALITY DIVIDEND GROWTH FUND	27.423	27.423
494 WISDOMTREE GLOBAL HIGH DIVIDENDFUND	3.533	3.533
495 WISDOMTREE INTERNATIONAL EQUITYFUND	81.362	81.362
496 WISDOMTREE INTERNATIONAL HIGH DIVIDEND FUND	38.940	38.940
497 WISDOMTREE INTERNATIONAL MIDCAPDIVIDEND	97.771	97.771
499 WISDOMTREE ISSUER ICAV	635	635
498 WISDOMTREE ISSUER ICAV	13.193	13.193
1087 WORLD ALPHA TILTS - ENHANCED FUND B	2.022	2.022
1088 WORLD TRADE ORGANIZATION PENSION PLAN	5.861	5.861
1089 WSSP INTERNATIONAL EQUITIES TRUST	45.624	45.624
1466 WYOMING RETIREMENT SYSTEM	1.680	1.680
1465 WYOMING RETIREMENT SYSTEM	15.240	15.240
503 XTRACKERS	31	31
500 XTRACKERS	175	175
501 XTRACKERS	1.669	1.669
504 XTRACKERS	2.417	2.417
505 XTRACKERS	2.498	2.498
502 XTRACKERS	3.199	3.199
508 XTRACKERS (IE) PUBLIC LIMITED COMPANY	24	24
509 XTRACKERS (IE) PUBLIC LIMITED COMPANY	343	343
507 XTRACKERS (IE) PUBLIC LIMITED COMPANY	3.253	3.253
506 XTRACKERS (IE) PUBLIC LIMITED COMPANY	47.192	47.192
510 XTRACKERS (IE) PUBLIC LIMITED COMPANY	82.382	82.382
1816 XTRACKERS EUROZONE EQUITY ETF	357	357
1817 XTRACKERS FTSE DEVELOPED EX US COMPREHENSIVE FACTOR ETF	2.393	2.393
1818 XTRACKERS MSCI ALL WORLD EXEC US HEDGED EQUITY ETF	3.818	3.818
1819 XTRACKERS MSCI EAFE HEDGED EQUITY ETF	142.093	142.093
1820 XTRACKERS MSCI EUROPE HEDGED EQUITY ETF	33.072	33.072
1821 XTRACKERS MSCI EUROZONE HEDGED EQUITY ETF	1.473	1.473
1822 XTRACKERS MSCI KOKUSAI EQUITY ETF	7.554	7.554
513 ZURICH INVEST ICAV	13.074	13.074
512 ZURICH INVEST ICAV	13.274	13.274
511 ZURICH INVEST ICAV	82.676	82.676
1090 ZWITSERLEVEN INSTITUTIONELE BELEGGINGSFONDSEN - ZWITSERLEVEN DUURZAAM INDEX AA	71.511	71.511

Mediobanca S.p.A.

Assemblea ordinaria e straordinaria

28 ottobre 2021

Esito della votazione sul punto 1.1
dell'ordine del giorno

SCHEDA NOMINATIVO

NUMERO DI AZIONI
TOTALE CON DIRITTO
DI VOTO

Riepilogo favorevoli

TOTALE FAVOREVOLI	n°	620.655.752	Azioni	99,9448% del capitale partecipante al voto
di cui				
In proprio	n°	0	Azioni	0,0000% del capitale partecipante al voto
Per delega e rappresentanza	n°	620.655.752	Azioni	99,9448% del capitale partecipante al voto

Mediobanca S.p.A.

Assemblea ordinaria e straordinaria

28 ottobre 2021

Esito della votazione sul punto **1.2**

della parte ordinaria dell'ordine del giorno

Bilancio al 30 giugno 2021, relazione del Consiglio di Amministrazione e della Società di Revisione Relazione del Collegio Sindacale: destinazione dell'utile d'esercizio e distribuzione del dividendo agli azionisti anche mediante utilizzo parziale della Riserva Statutaria.

Azionisti Presenti

In proprio	n° 0	per n° 0	Azioni	0	Voti	0,00 % del capitale sociale
Per delega	n° 1.482	per n° 620.998.326	Azioni	620.998.326	Voti	69,99 % del capitale sociale
TOTALE PRESENTI	n° 1.482	per n° 620.998.326	Azioni	620.998.326	Voti	69,99 % del capitale sociale

Esito Votazione

FAVOREVOLI	620.433.445	Voti	99,9090% del capitale partecipante al voto
CONTRARI	385.191	Voti	0,0620% del capitale partecipante al voto
ASTENUTI	179.690	Voti	0,0289% del capitale partecipante al voto
TOTALE VOTANTI	620.998.326	Voti	100,0000% del capitale partecipante al voto
TOTALE NON VOTANTI	0	Voti	0,0000% del capitale partecipante al voto
TOTALE PRESENTI	620.998.326	Voti	

Mediobanca S.p.A.

Assemblea ordinaria e straordinaria

28 ottobre 2021

Esito della votazione sul punto 1.2

della parte ordinaria dell'ordine del giorno

Bilancio al 30 giugno 2021, relazione del Consiglio di Amministrazione e della Società di Revisione
Relazione del Collegio Sindacale: destinazione dell'utile d'esercizio e distribuzione del dividendo agli azionisti anche mediante utilizzo parziale della Riserva Statutaria.

Elenco Contrari

SCHEDA NOMINATIVO

	NUMERO DI AZIONI	
	TOTALE	CON DIRITTO DI VOTO
TREVISAN DARIO Rappresentante designato		
609 ROSANIA ELMAN	10	10
1417 STICHTING PGGM DEPOSITARY	184.850	184.850
1416 STICHTING PGGM DEPOSITARY	200.331	200.331

Riepilogo Contrari

TOTALE CONTRARI	n°	385.191 Azioni	0,0620% del capitale partecipante al voto
di cui			
In proprio	n°	0 Azioni	0,0000% del capitale partecipante al voto
Per delega e rappresentanza	n°	385.191 Azioni	0,0620% del capitale partecipante al voto

Mediobanca S.p.A.

Assemblea ordinaria e straordinaria

28 ottobre 2021

Esito della votazione sul punto 1.2

della parte ordinaria dell'ordine del giorno

Bilancio al 30 giugno 2021, relazione del Consiglio di Amministrazione e della Società di Revisione
Relazione del Collegio Sindacale: destinazione dell'utile d'esercizio e distribuzione del dividendo agli azionisti anche mediante utilizzo parziale della Riserva Statutaria.

Elenco Astenuti

SCHEDA NOMINATIVO

	NUMERO DI AZIONI	
	TOTALE	CON DIRITTO DI VOTO
TREVISAN DARIO Rappresentante designato		
735 CAPSTONE VOLATILITY MASTER CAYMAN LIMITED INTL TRADING	734	734
313 OHIO NATIONAL FUND, INC.- ON INTERNATIONAL EQUITY PORTFOLIO	178.956	178.956

Riepilogo Astenuti

TOTALE ASTENUTI	n°	179.690 Azioni	0,0289% del capitale partecipante al voto
di cui			
In proprio	n°	0 Azioni	0,0000% del capitale partecipante al voto
Per delega e rappresentanza	n°	179.690 Azioni	0,0289% del capitale partecipante al voto

Mediobanca S.p.A.

Assemblea ordinaria e straordinaria

28 ottobre 2021

Esito della votazione sul punto 1.2

della parte ordinaria dell'ordine del giorno

Bilancio al 30 giugno 2021, relazione del Consiglio di Amministrazione e della Società di Revisione
Relazione del Collegio Sindacale: destinazione dell'utile d'esercizio e distribuzione del dividendo agli azionisti anche mediante utilizzo parziale della Riserva Statutaria.

Elenco Favorevoli

SCHEDA NOMINATIVO

	NUMERO DI AZIONI	
	TOTALE	CON DIRITTO DI VOTO
TREVISAN DARIO Rappresentante designato		
1543 1895 FONDS FGR	42.875	42.875
1542 1895 FONDS FGR	125.078	125.078
1544 1999 VOLUNTARY EMPLOYEES BENEFICIARY ASSOCIATION OF THE NO EES OF SOUTHERN CALII	1.631	1.631
1091 801 INVESTMENTS LLC	5.035	5.035
7 AB CAN INT VALUE EQUITY CAP-WEIGHTED, UNHEDGED FUND	46.020	46.020
8 AB COLLECTIVE INVESTMENT TRUST SERIES	44.650	44.650
9 AB COLLECTIVE INVESTMENT TRUST SERIES	149.990	149.990
10 AB INTERNATIONAL STRATEGIC EQUITIES HARVESTING SERIES	62.550	62.550
519 AB SICAV I - EUROPE (EX UK) EQ	3.295	3.295
520 AB SICAV I - EUROPEAN EQUITY P	1.136.709	1.136.709
521 AB SICAV I - EUROZONE EQUITY P	1.149.346	1.149.346
11 AB TRUST - AB INTERNATIONAL VALUE FUND	172.790	172.790
12 AB VARIABLE PRODUCTS SERIES FUND INC. - AB DYNAMIC ASSET AL LOCATION PORTFOLIO	3.435	3.435
13 AB VPSF AB GLOBAL RISK ALLOCATIONMODERATE PORTFOLIO	6.057	6.057
1629 ABB PENSION FUND	2.917	2.917
1092 ABERDEEN INVESTMENT FUNDS UK ICVC II - ABERDEEN EUROPEAN EQUITY TRACKER FUND	32.539	32.539
1093 ABERDEEN INVESTMENT FUNDS UK ICVC II - ABERDEEN WORLD EQUITY ENHANCED INDEX FUN	20.052	20.052
1094 ABERDEEN INVESTMENT FUNDS UK ICVC II-ABERDEEN EUROPEAN EQUITY ENHANCED INDEX FL	159.150	159.150
630 ABU DHABI PENSION FUND	33.788	33.788
631 ABU DHABI PENSION FUND	83.324	83.324
632 ACADIAN INTERNATIONAL EQUITY MANAGED VOLATILITY CIT FUND	3.797	3.797
633 ACCIDENT COMPENSATION CORPORATION	358.788	358.788
1095 ACORN 1998 TRUST.	510	510
634 ACTIAM BF SRIFEE	46.480	46.480
635 ACTIAM SUSTAINABLE INDEX FUND EQUITY EUROPE	10.879	10.879
1630 ADVANCED SERIES TRUST AST ADVANCED STRATEGIES PORTFOLIO	240.200	240.200
1631 ADVANCED SERIES TRUST AST BLACKROCK GLOBAL STRATEGIES POR	24.919	24.919
1545 ADVANCED SERIES TRUST AST CAPITAL GROWTH ASSET ALLOCATION PORTFOLIO	52.542	52.542
1632 ADVANCED SERIES TRUST AST INTERNATIONAL VALUE PORTFOLIO	88.584	88.584
1633 ADVANCED SERIES TRUST AST T ROWE PRICE ASSET ALLOCATION	548.675	548.675
636 ADVISER MANAGED TRUST - TACTICAL OFFENSIVE EQUITY FUND	11.301	11.301
1097 AEGON CUSTODY B.V	42.799	42.799
1096 AEGON CUSTODY B.V	80.559	80.559
1840 AF DYNAMIC MULTI FACTO GLOBAL EQ-EUROPE	2.210	2.210
522 AFER AVENIR SENIOR	128.000	128.000
523 AFS-GLOBAL MULTI ASSET GR	3.380	3.380
14 AGFIQ ENHANCED CORE INTERNATIONAL EQUITY ETF	45.221	45.221
15 AGIALLIANZ VERMOEGENSBILDUNG EUROPA	1.197.334	1.197.334
1098 AHL ALPHA CORE MASTER LIMITED C/O MAPLES CORPORATE SERVICES LIMITED	367	367
637 AIA GLOBAL MULTI-FACTOR EQUITY FUND	5.423	5.423
1634 AIB GROUP IRISH PENSION SCHEME	1	1
16 AII ALLIANZ BEST STYLES GLOBAL AC EQUITY FUND	4.460	4.460
1546 ALAMOSIA LLC	8.989	8.989
17 ALASKA COMMON TRUST FUND	24.107	24.107

Mediobanca S.p.A.

Assemblea ordinaria e straordinaria

28 ottobre 2021

**Esito della votazione sul punto 1.2
dell'ordine del giorno**

SCHEDA NOMINATIVO

	NUMERO DI AZIONI	
	TOTALE	CON DIRITTO DI VOTO
1637 ALASKA PERMANENT FUND CORPORATION	16	16
1638 ALASKA PERMANENT FUND CORPORATION	57	57
1635 ALASKA PERMANENT FUND CORPORATION	278	278
1639 ALASKA PERMANENT FUND CORPORATION	286	286
1640 ALASKA PERMANENT FUND CORPORATION	1.089	1.089
1641 ALASKA PERMANENT FUND CORPORATION	3.017	3.017
1636 ALASKA PERMANENT FUND CORPORATION	6.886	6.886
1099 ALFRED I DUPONT CHARITABLE TRUST	5.252	5.252
638 ALGEBRIS UCITS FUNDS PLC ALGEBRIS CORE ITALY FUND	330.000	330.000
1100 ALICE A PROIETTI FAMILY TRUST UAD 09/27/13	2.496	2.496
1473 ALLEANZA ASSICURAZIONI S.P.A.	363.720	363.720
18 ALLIANCEBERNSTEIN DELAWARE BUSINESS TRUST - AB INTERNATIONAL STRATEGIC EQUITIES F	92.510	92.510
19 ALLIANCEBERNSTEIN VARIABLE PRODUCTS SERIES, INC. INTERNATIONAL VALUE PORTFO	449.750	449.750
20 ALLIANZ AZIONI EUROPA	338.087	338.087
21 ALLIANZ AZIONI ITALIA ALL STARS LL STARS	1.030.000	1.030.000
23 ALLIANZ GLOBAL INVESTORS FUND	7.470	7.470
22 ALLIANZ GLOBAL INVESTORS FUND	19.730	19.730
26 ALLIANZ GLOBAL INVESTORS FUND	158.373	158.373
25 ALLIANZ GLOBAL INVESTORS FUND	175.000	175.000
24 ALLIANZ GLOBAL INVESTORS FUND	1.014.380	1.014.380
640 ALLIANZ GLOBAL INVESTORS GMBH	25.000	25.000
639 ALLIANZ GLOBAL INVESTORS GMBH	29.348	29.348
641 ALLIANZ GLOBAL INVESTORS GMBH	102.776	102.776
642 ALLIANZ GLOBAL INVESTORS GMBH	753.700	753.700
27 ALLIANZ GLOBAL INVESTORS GMBH FOR ALLIANZGIFONDS HPT	92.604	92.604
28 ALLIANZ ITALIA 50 SPECIAL	53.300	53.300
643 ALLIANZ PV-WS RCM SYSPRO VALUE EUROPE	74.130	74.130
644 ALLIANZGI-FONDS DSPT	2.604	2.604
645 ALLIANZGI-FONDS PTV2 SEGMENT PTV2-GM1-G_MA	37.586	37.586
646 ALLIANZGI-H SEGMENT EFK	115.000	115.000
647 ALLIANZGI-SUBFONDS TOB -NEU-	4.280	4.280
1642 ALTE LEIPZIGER TRUST INVESTMENT GESELLSCHAFT MBH AL TRUST AKTIEN	3.737	3.737
1101 ALW 2010 FAMILY TRUST ALICE WALTONC/O WALTON ENTERPRISES LLC	32.633	32.633
29 AMCETF QUALITY DIVERSIFIED INTERNATIONAL ETF	14.615	14.615
30 AMCWMNT INTERNATIONAL VALUE FUND	507.877	507.877
31 AMERICAN CENTURY ETF TRUST-AVANTIS INTERNATIONAL EQUITY ETF	15.614	15.614
32 AMERICAN CENTURY ETF TRUST-AVANTIS INTERNATIONAL EQUITY FUND	1.880	1.880
33 AMERICAN CENTURY WORLD MUTUAL FUNDS INC INTERNATIONAL VALUE FUND	27.207	27.207
1547 AMERICAN ELECTRIC POWER MASTER RETIREMENT TRUST	60.148	60.148
1548 AMERICAN ELECTRIC POWER SYSTEM RETIREE MEDICALTRUST FOR CE S	18.581	18.581
648 AMERICAN HEART ASSOCIATION, INC.	540	540
649 AMP INTERNATIONAL EQUITY INDEX FUND	59.666	59.666
650 AMP INTERNATIONAL EQUITY INDEX FUND HEDGED	3.063	3.063
651 AMP WHOLESALE GLOBAL EQUITIES FUND	14.483	14.483
1824 AMUNDI ACCUMULAZIONE ITALIA PIR 2023	126.000	126.000
1882 AMUNDI ACTIONS EURO ISR	351.284	351.284
1883 AMUNDI ACTIONS EUROPE ISR	101.965	101.965
1825 AMUNDI BEST SELECTION CLASSIC	24.315	24.315
1826 AMUNDI BEST SELECTION PLUS	30.205	30.205
1827 AMUNDI BEST SELECTION TOP	15.508	15.508
1828 AMUNDI DIVIDENDO ITALIA	700.000	700.000

Mediobanca S.p.A.

Assemblea ordinaria e straordinaria

28 ottobre 2021

Esito della votazione sul punto 1.2
dell'ordine del giorno

SCHEDA NOMINATIVO

	NUMERO DI AZIONI	
	TOTALE	CON DIRITTO DI VOTO
1884 AMUNDI EQUILIBRE GLOBAL SOLIDAIRE	8.298	8.298
1885 AMUNDI ESG GLOBAL LOW CARBON FUND	9.235	9.235
1841 AMUNDI EURO ISTOXX CLIMATE PARIS ALIGNED PAB	1.751	1.751
1886 AMUNDI EUROPE MONDE	110.085	110.085
1842 AMUNDI FDS GLOB MULTI-ASSET CONSERVATIVE	268.503	268.503
1843 AMUNDI FDS GLOBAL MULTI-ASSET TARGET INC	46.743	46.743
1844 AMUNDI FUNDS DYNAMIC MULTI FACT EUROPE EQU	67	67
1845 AMUNDI FUNDS DYNAMIC MULTI FACTORS EURO	4.121	4.121
1846 AMUNDI FUNDS EQUITY EURO RISK PARITY	949	949
1847 AMUNDI FUNDS EQUITY EUROLAND SMALL CAP	12.465	12.465
1848 AMUNDI FUNDS EQUITY EUROPE RISK PARITY	10	10
1849 AMUNDI FUNDS EURO MULTI-ASSET TARGET INC	106.925	106.925
1850 AMUNDI FUNDS EUROLAND EQUITY	2.195.970	2.195.970
1851 AMUNDI FUNDS EUROPEAN EQUITY SMALL CAP	941.217	941.217
1852 AMUNDI FUNDS GLOBAL MULTI-ASSET	64.814	64.814
1853 AMUNDI FUNDS MULTI ASSET CONSERVATIVE	472	472
652 AMUNDI HK - GREEN PLANET FUND	35.426	35.426
1887 AMUNDI HORIZON	4.349	4.349
1854 AMUNDI INDEX EQUITY GLOBAL MULTI SMART ALLOCATION SCIENTIFIC BETA	390	390
1855 AMUNDI INDEX MSCI EUROPE	543	543
1856 AMUNDI INDEX MSCI WORLD	100	100
1888 AMUNDI LABEL DYNAMIQUE ESR	21.332	21.332
1889 AMUNDI LABEL EQUILIBRE ESR	26.249	26.249
1890 AMUNDI LABEL PRUDENCE ESR	13.898	13.898
1857 AMUNDI MSCI EMU ESG UNIVERSAL SELECT	600	600
1858 AMUNDI MSCI EUROPE CLIMATE PARIS ALIGNED PAB	647	647
1859 AMUNDI MSCI EUROPE CLIMATE TRANSIT CTB	4.507	4.507
1860 AMUNDI MSCI EUROPE ESG UNIVERSAL SELECT	127	127
1861 AMUNDI MSCI EUROPE EX UK	16	16
1891 AMUNDI MSCI WORLD CLIMATE PARI	965	965
1862 AMUNDI MSCI WORLD CLIMATE PARIS ALIG PAB	3.095	3.095
1863 AMUNDI MSCI WORLD CLIMATE TRANSITION CTB	22.947	22.947
1829 AMUNDI OBIETTIVO CRESCITA 2022	4.106	4.106
1830 AMUNDI OBIETTIVO CRESCITA 2022 DUE	4.456	4.456
1831 AMUNDI OBIETTIVO RISPARMIO 2022	1.058	1.058
1832 AMUNDI OBIETTIVO RISPARMIO 2022 DUE	1.115	1.115
1833 AMUNDI OBIETTIVO RISPARMIO 2022 QUATTRO	987	987
1834 AMUNDI OBIETTIVO RISPARMIO 2022 TRE	934	934
1892 AMUNDI PATRIMOINE	44.925	44.925
1893 AMUNDI PATRIMOINE PEA	244.676	244.676
1864 AMUNDI PRIME EUROPE - UCITS ETF DR	207	207
1865 AMUNDI PRIME EUROZONE	1.434	1.434
1866 AMUNDI PRIME GLOBAL - UCITS ETF DR	66	66
1835 AMUNDI PROGETTO INCOME 2025	12.687	12.687
1836 AMUNDI PROGETTO INCOME 2026	6.964	6.964
1837 AMUNDI PROGETTO INCOME 2026 DUE	11.181	11.181
1838 AMUNDI PROGETTO INCOME AGOSTO 2026	8.628	8.628
1894 AMUNDI RENDEMENT PLUS	106	106
526 AMUNDI SGR SPA	1.676	1.676
524 AMUNDI SGR SPA	4.395	4.395
533 AMUNDI SGR SPA	9.345	9.345

Mediobanca S.p.A.

Assemblea ordinaria e straordinaria

28 ottobre 2021

**Esito della votazione sul punto 1.2
dell'ordine del giorno**

SCHEDA NOMINATIVO

	NUMERO DI AZIONI	
	TOTALE	CON DIRITTO DI VOTO
527 AMUNDI SGR SPA	26.845	26.845
528 AMUNDI SGR SPA	28.009	28.009
529 AMUNDI SGR SPA	32.903	32.903
525 AMUNDI SGR SPA	47.382	47.382
530 AMUNDI SGR SPA	56.600	56.600
531 AMUNDI SGR SPA	103.976	103.976
532 AMUNDI SGR SPA	263.948	263.948
534 AMUNDI SGR SPA / AMUNDI RISPARMIO ITALIA	1.279.692	1.279.692
535 AMUNDI SGR SPA / AMUNDI SVILUPPO ITALIA	2.177.000	2.177.000
536 AMUNDI SGR SPA / OBBLIGAZIONARIO PIU' A DIS TRIBUZIONE	170.925	170.925
537 AMUNDI SGR SPA/AMUNDI ELITE MULTI ASSET FLEXIBLE	101.686	101.686
1895 AMUNDI STRATEGIES ACT EURP RISK PARITY	1.060	1.060
1839 AMUNDI VALORE ITALIA PIR	344.000	344.000
1881 AMUNDI WELTPORTFOLIO	8.843	8.843
1475 ANGELINI PARTECIPAZIONI FINANZIARI SRL	4.000.000	4.000.000
1474 ANGELINI PARTECIPAZIONI FINANZIARIE SRL	4.000.000	4.000.000
653 ANIMA AZIONARIO PAESI SVILUPPATI LTE	1.463	1.463
654 ANIMA CRESCITA ITALIA	3.033.515	3.033.515
655 ANIMA CRESCITA ITALIA NEW	165.384	165.384
34 ANIMA FUNDS PUBLIC LIMITED COMPANY	194.696	194.696
656 ANIMA INIZIATIVA ITALIA	4.518.992	4.518.992
657 ANIMA ITALIA	2.859.447	2.859.447
658 AON MASTER TRUST	44.427	44.427
1896 AP ACTIONS 1 EURO	25.374	25.374
659 AQUARIUS INTERNATIONAL FUND	3.974	3.974
660 ARAMCO US RETIREMENT INCOME PLAN TRUST	12.200	12.200
1823 ARBEJDSMARKEDETS TILLAEGSPENSION	3.181.719	3.181.719
1476 ARCA S.P.A.	652.500	652.500
661 ARGENTA DP	205.400	205.400
662 ARGENTA DP	649.950	649.950
1643 ARIZONA PSPRS TRUST	73.348	73.348
1551 ARIZONA STATE RETIREMENT SYSTEM	1	1
1550 ARIZONA STATE RETIREMENT SYSTEM	4.377	4.377
1512 ARK LIFE ASSURANCE COMPANY DESIGNATED ACTIVITY COMPANY	1.766	1.766
1510 ARK LIFE ASSURANCE COMPANY DESIGNATED ACTIVITY COMPANY	3.366	3.366
1513 ARK LIFE ASSURANCE COMPANY DESIGNATED ACTIVITY COMPANY	5.631	5.631
1511 ARK LIFE ASSURANCE COMPANY DESIGNATED ACTIVITY COMPANY	15.081	15.081
35 ARKWRIGHT, LLC	4.719	4.719
36 ARKWRIGHT, LLC	8.391	8.391
663 ARRCO QUANT 1	46.213	46.213
1897 ARRCO QUANT 2	189.125	189.125
37 ARROWSTREET ACWI ALPHA EXTENSION FUND III (CAYMAN) LIMITED	95.603	95.603
1552 ARROWSTREET GLOBAL EQUITY ACWI CIT A SUB FUND OF ARROWSTREET COLLECTIVE INVESTI	106.004	106.004
664 ARROWSTREET GLOBAL EQUITY FUND	741.274	741.274
1102 ARUSHA BOURKE SEPARATE PROPERTY TRUST UAD 11/16/09	232	232
1103 ARVEST FOUNDATION	400	400
665 ARVESTAR ASSET MANAGEMENT SA REPRESENTING ARGENTA PENSIOENSPAARFONDS	2.155.000	2.155.000
666 ARVESTAR ASSET MANAGEMENT SA REPRESENTING ARGENTA PENSIOENSPAARFONDS DE	113.150	113.150
1104 ASCENSION ALPHA FUND LLC.	6.029	6.029
1105 ASSET MANAGEMENT EXCHANGE UCITS CCF	4.883	4.883
1898 ASSURDIX	22.530	22.530

Mediobanca S.p.A.

Assemblea ordinaria e straordinaria

28 ottobre 2021

Esito della votazione sul punto 1.2
dell'ordine del giorno

SCHEDA NOMINATIVO

	NUMERO DI AZIONI	
	TOTALE	CON DIRITTO DI VOTO
667 ATCP-UI-FONDS	6.059	6.059
1899 ATOUT EUROLAND CORE +	119.525	119.525
1900 ATOUT EUROLAND HAUT RENDEMENT	7.840	7.840
1901 ATOUT EUROPE CORE +	62.027	62.027
1902 ATOUT FRANCE CORE +	15.180	15.180
1477 AURELIA S.R.L.	4.300.000	4.300.000
1644 AURION GLOBAL EQUITY FUND	2.103	2.103
1106 AUSTRALIAN CAPITAL TERRITORY	15.114	15.114
668 AUSTRALIANSUPER	35	35
1107 AVALON PORTFOLIO II LLC	4.451	4.451
539 AVIVA DIVERSIFIE	3.342	3.342
540 AVIVA INVEST VALORISATION	122.188	122.188
541 AVIVA INVESTORS CONVICTION	229.805	229.805
669 AVIVA INVESTORS INVESTMENT FUNDS ICVC AVIVA INVESTORS INTERNATIONAL INDEX TRAC	10.591	10.591
670 AVIVA INVESTORS PASSIVE FUNDS ACS - AI 30:70 GLOBAL EQUITY (CURRENCY HEDGED) INDEX I	9.270	9.270
671 AVIVA INVESTORS PASSIVE FUNDS ACS - AI 50:50 GLOBAL EQUITY INDEX FUND	68.208	68.208
672 AVIVA INVESTORS PASSIVE FUNDS ACS - AI 60:40 GLOBAL EQUITY INDEX FUND	16.450	16.450
673 AVIVA INVESTORS PASSIVE FUNDS ACS - AI CONTINENTAL EUROPEAN EQUITY INDEX FUND	15.188	15.188
674 AVIVA INVESTORS PASSIVE FUNDS ACS - AI DEVELOPED EUROPEAN EX UK EQUITY INDEX FUND	23.975	23.975
675 AVIVA INVESTORS PASSIVE FUNDS ACS - AI DEVELOPED WORLD EX UK EQUITY INDEX FUND	44.155	44.155
676 AVIVA LIFE & PENSIONS UK LIMITED	1.586	1.586
677 AVIVA LIFE & PENSIONS UK LIMITED	3.333	3.333
678 AVIVA LIFE & PENSIONS UK LIMITED	5.018	5.018
681 AVIVA LIFE & PENSIONS UK LIMITED	11.737	11.737
679 AVIVA LIFE & PENSIONS UK LIMITED	16.145	16.145
680 AVIVA LIFE & PENSIONS UK LIMITED	16.224	16.224
682 AVIVA LIFE & PENSIONS UK LIMITED	34.487	34.487
542 AVIVA PATRIMOINE	21.476	21.476
543 AVIVA PERFORMANCE	6.415	6.415
39 AWARE SUPER	176	176
38 AWARE SUPER	239	239
41 AWARE SUPER	1.382	1.382
40 AWARE SUPER	2.536	2.536
42 AWARE SUPER LEVEL 28	2.756	2.756
683 AXA AA DIVERSIFIE INDICIEL 1	39.597	39.597
1645 AXA MPS FINANCIAL DESIGNATED ACTIVITY CO	453.000	453.000
684 AXA VORSORGE FONDS II EQUITIES GLOBAL MARKETS PASSIVE CREDIT SUISSE FUNDS AG	39.424	39.424
43 AXA WORLD FUNDS	1.150.000	1.150.000
685 AZ FUND 1 AZ ALLOCATION PIR ITALIAN EXCELLENCE 30	16.000	16.000
686 AZ FUND 1 AZ ALLOCATION PIR ITALIAN EXCELLENCE 70	260.415	260.415
687 AZIMUT CAPITAL MANAGEMENT SGR S.P.A	115.000	115.000
1646 AZL DFA INTERNATIONAL CORE EQUITY FUND	11.475	11.475
1647 AZL INTERNATIONAL INDEX FUND	64.613	64.613
1648 AZL MSCI GLOBAL EQUITY INDEX FUND	5.740	5.740
1478 BANCA MEDIOLANUM S.P.A.	22.644.712	22.644.712
1553 BANCO BILBAO VIZCAYA MADRID	60.158	60.158
690 BANCO CENTRAL DE TIMOR-LESTE (BCTL)	4.041	4.041
688 BANCO CENTRAL DE TIMOR-LESTE (BCTL)	23.291	23.291
689 BANCO CENTRAL DE TIMOR-LESTE (BCTL)	26.233	26.233
1108 BANCO NACIONAL DE PANAMA ACTING AS TRUSTEE OF THE FIDEICOMISO DE FONDO DE AHORI	5.010	5.010
1651 BANK OF KOREA	1	1

Mediobanca S.p.A.

Assemblea ordinaria e straordinaria

28 ottobre 2021

Esito della votazione sul punto 1.2
dell'ordine del giorno

SCHEDA NOMINATIVO

	NUMERO DI AZIONI	
	TOTALE	CON DIRITTO DI VOTO
1649 BANK OF KOREA	2.209	2.209
1654 BANK OF KOREA	2.350	2.350
1650 BANK OF KOREA	25.506	25.506
1652 BANK OF KOREA	132.901	132.901
1653 BANK OF KOREA	153.462	153.462
1109 BATTELLE MEMORIAL INSTITUTE	23.180	23.180
1554 BCT POOLED INVESTMENT FUND SERIES SMART EUROPEAN EQUITY FUND	7.438	7.438
44 BEAR CREEK INC	6.029	6.029
45 BEAR CREEK INC	13.251	13.251
1110 BEAT DRUGS FUND ASSOCIATION	789	789
1111 BECTON DICKINSON AND COMPANY MASTER RETIREMENT TRUST	16.855	16.855
1903 BEL EQUITY EUROPE ESG	52.686	52.686
1655 BELL ATLANTIC MASTER TRUST	2.499	2.499
1112 BELLEVUE FUNDS (LUX) - BB ENTREPRENEUR EUROPE SMALL	146.845	146.845
1656 BELLSOUTH CORP RFA VEBA TRUST	8.047	8.047
1113 BELLSOUTH CORPORATE TRUST UNDER EXECUTIVE BENEFIT PLAN(S) FO.	4.100	4.100
1114 BELLSOUTH CORPORATE TRUST UNDER EXECUTIVE BENEFIT PLAN(S).	20.600	20.600
1115 BELLSOUTH CORPORATION TRUST UNDER EXECUTIVE BENEFIT PLAN(S)	3.600	3.600
1116 BELLSOUTH ENTERPRISES INC. TRUST UNDER EXECUTIVE BENEFIT PLA.	5.700	5.700
46 BERNSTEIN FUND INC INTERNATIONAL STRATEGIC EQUITIES PORTFOLIO	6.502.400	6.502.400
691 BEST INVESTMENT CORPORATION	2.038	2.038
692 BEST INVESTMENT CORPORATION	7.238	7.238
693 BESTSELECT - AB EUROPEAN EQUITY	361.512	361.512
1117 BETTER BE GOOD LLC	411	411
1904 BFT EURO FUTUR ESG	58.000	58.000
1905 BFT PARTNERS - VIA EQUITY EURO	75.092	75.092
47 BLACKROCK - IG INTERNATIONALEQUITY POOL	34.007	34.007
694 BLACKROCK ADVANTAGE ESG INTERNATIONAL EQUITY FUND OF BLACKROCK FUNDS	897	897
546 BLACKROCK ADVANTAGE GLOBAL FUN	5.423	5.423
1657 BLACKROCK ADVANTAGE INTERNATIONAL FUND	325.912	325.912
1124 BLACKROCK AUTHORISED CONTRACTUAL SCHEME I	309	309
1119 BLACKROCK AUTHORISED CONTRACTUAL SCHEME I	1.095	1.095
1123 BLACKROCK AUTHORISED CONTRACTUAL SCHEME I	1.231	1.231
1120 BLACKROCK AUTHORISED CONTRACTUAL SCHEME I	2.284	2.284
1118 BLACKROCK AUTHORISED CONTRACTUAL SCHEME I	6.554	6.554
1121 BLACKROCK AUTHORISED CONTRACTUAL SCHEME I	7.182	7.182
1122 BLACKROCK AUTHORISED CONTRACTUAL SCHEME I	10.375	10.375
695 BLACKROCK CDN MSCI ACWI EX-CANADA INDEX FUND	15.920	15.920
696 BLACKROCK CDN MSCI EAFE EQUITY INDEX FUND	18.261	18.261
697 BLACKROCK FISSION INDEXED INTERNATIONAL EQUITY FUND	3.184	3.184
1658 BLACKROCK FUND MANAGERS LTD	25.763	25.763
1515 BLACKROCK FUNDS I ICAV	588	588
1514 BLACKROCK FUNDS I ICAV	14.335	14.335
1660 BLACKROCK GLOBAL FUNDS	91.906	91.906
1659 BLACKROCK GLOBAL FUNDS	141.941	141.941
48 BLACKROCK GLOBAL INDEX FUNDS	1.410	1.410
49 BLACKROCK GLOBAL INDEX FUNDS	15.239	15.239
1517 BLACKROCK INDEX SELECTION FUND	346	346
1518 BLACKROCK INDEX SELECTION FUND	699	699
1519 BLACKROCK INDEX SELECTION FUND	1.160	1.160
1516 BLACKROCK INDEX SELECTION FUND	9.353	9.353

Mediobanca S.p.A.

Assemblea ordinaria e straordinaria

28 ottobre 2021

**Esito della votazione sul punto 1.2
dell'ordine del giorno**

SCHEDA NOMINATIVO

	NUMERO DI AZIONI	
	TOTALE	CON DIRITTO DI VOTO
1520 BLACKROCK INDEX SELECTION FUND	11.055	11.055
698 BLACKROCK INSTITUTIONAL POOLED FUNDS PLC	122	122
699 BLACKROCK INSTITUTIONAL POOLED FUNDS PLC	5.398	5.398
709 BLACKROCK INSTITUTIONAL TRUST COMPANY, N.A. INVESTMENT FUNDS FOR EMPLOYEE BE	2.392	2.392
707 BLACKROCK INSTITUTIONAL TRUST COMPANY, N.A. INVESTMENT FUNDS FOR EMPLOYEE BE	8.620	8.620
713 BLACKROCK INSTITUTIONAL TRUST COMPANY, N.A. INVESTMENT FUNDS FOR EMPLOYEE BE	18.247	18.247
702 BLACKROCK INSTITUTIONAL TRUST COMPANY, N.A. INVESTMENT FUNDS FOR EMPLOYEE BE	32.263	32.263
710 BLACKROCK INSTITUTIONAL TRUST COMPANY, N.A. INVESTMENT FUNDS FOR EMPLOYEE BE	51.612	51.612
706 BLACKROCK INSTITUTIONAL TRUST COMPANY, N.A. INVESTMENT FUNDS FOR EMPLOYEE BE	65.630	65.630
704 BLACKROCK INSTITUTIONAL TRUST COMPANY, N.A. INVESTMENT FUNDS FOR EMPLOYEE BE	93.617	93.617
700 BLACKROCK INSTITUTIONAL TRUST COMPANY, N.A. INVESTMENT FUNDS FOR EMPLOYEE BE	121.813	121.813
708 BLACKROCK INSTITUTIONAL TRUST COMPANY, N.A. INVESTMENT FUNDS FOR EMPLOYEE BE	324.706	324.706
712 BLACKROCK INSTITUTIONAL TRUST COMPANY, N.A. INVESTMENT FUNDS FOR EMPLOYEE BE	343.597	343.597
701 BLACKROCK INSTITUTIONAL TRUST COMPANY, N.A. INVESTMENT FUNDS FOR EMPLOYEE BE	498.247	498.247
705 BLACKROCK INSTITUTIONAL TRUST COMPANY, N.A. INVESTMENT FUNDS FOR EMPLOYEE BE	994.712	994.712
714 BLACKROCK INSTITUTIONAL TRUST COMPANY, N.A. INVESTMENT FUNDS FOR EMPLOYEE BE	1.075.696	1.075.696
703 BLACKROCK INSTITUTIONAL TRUST COMPANY, N.A. INVESTMENT FUNDS FOR EMPLOYEE BE	1.147.880	1.147.880
711 BLACKROCK INSTITUTIONAL TRUST COMPANY, N.A. INVESTMENT FUNDS FOR EMPLOYEE BE	1.767.813	1.767.813
715 BLACKROCK INTERNATIONAL ALPHA TILTS FUND	6.086	6.086
716 BLACKROCK INTERNATIONAL INDEX V.I. FUND OF BLACKROCK VARIABLE SERIES FUNDS, INC	7.311	7.311
1661 BLACKROCK LIFE LIMITED	16.949	16.949
1663 BLACKROCK LIFE LTD	155	155
1662 BLACKROCK LIFE LTD	1.475	1.475
1664 BLACKROCK LIFE LTD	3.035	3.035
1665 BLACKROCK LIFE LTD	4.157	4.157
1666 BLACKROCK LIFE LTD	15.765	15.765
1667 BLACKROCK LIFE LTD	94.972	94.972
717 BLACKROCK MSCI EAFE EQUITY INDEX NON-LENDABLE FUND B	122.315	122.315
718 BLACKROCK MSCI EMU IMI INDEX FUND B (EMUIMIB)	457	457
719 BLACKROCK MULTI-ASSET INCOME PORTFOLIO OF BLACKROCK FUNDS II	290.330	290.330
1668 BLACKROCK SOLUTIONS FUNDS ICAV	73.908	73.908
50 BLACKROCK STRATEGIC FUNDS	135	135
1125 BLACKROCK UCITS CCF. BLACKROCK ASSET MANAGEMENT IRELAND LIMITED	29.968	29.968
51 BMO MSCI EAFE INDEX ETF	143.252	143.252
1555 BNY MELLON DT NSL INTERNATIONAL STOCK INDEX FUND	28.379	28.379
1669 BNY MELLON INTERNATIONAL STOCK INDEX FUND	18.619	18.619
1556 BNYM MELLON CF SL INTERNATIONAL STOCK INDEX FUND	33.269	33.269
1557 BNYM MELLON DB SL INTERNATIONAL STOCK INDEX FUND	308.072	308.072
1558 BNYM MELLON NSL INTERNATIONAL STOCK INDEX FUND	57.100	57.100
720 BNZ WHOLESALE INTERNATIONAL EQUITIES (INDEX) FUND	11.626	11.626
1671 BOARD OF PENSIONS OF THE EVANGELICAL LUTHERAN CHURCH IN AMERICA	2.801	2.801
1670 BOARD OF PENSIONS OF THE EVANGELICAL LUTHERAN CHURCH IN AMERICA	7.684	7.684
721 BOILERMAKERS NATIONAL ANNUITY TRUST	45.281	45.281
52 BP PENSION FUND	9.127	9.127
722 BPI GIF	49.000	49.000
1559 BRANDYTRUST GLOBAL PARTNERS LP	14.549	14.549
550 BRIDGE BUILDER INTERNATIONAL E	26.741	26.741
54 BRIGHTHOUSE FUNDS TRUST II METLIFE MSCI EAFE INDEX PORTFOLIO	44.816	44.816
1127 BRITISH COLUMBIA INVESTMENT MANAGEMENT CORPORATION.	761	761
1126 BRITISH COLUMBIA INVESTMENT MANAGEMENT CORPORATION.	963	963
723 BRUNEI SHELL RETIREMENT BENEFIT FUND	1.272	1.272

Mediobanca S.p.A.

Assemblea ordinaria e straordinaria

28 ottobre 2021

**Esito della votazione sul punto 1.2
dell'ordine del giorno**

SCHEDA NOMINATIVO

	NUMERO DI AZIONI	
	TOTALE	CON DIRITTO DI VOTO
1560 BRUNSWICK UNIT 1 QUALIFIED NUCLEAR DECOMMISSIONING FUND	4.977	4.977
1561 BRUNSWICK UNIT 2 QUALIFIED NUCLEAR DECOMMISSIONING FUND	5.094	5.094
724 BT INTERNATIONAL SHARES INDEX FUND	39.176	39.176
725 BT WHOLESALE MULTI-MANAGER INTERNATIONAL SHARE FUND	13.778	13.778
726 BUMA-UNIVERSAL-FONDS I	6.536	6.536
727 BUREAU OF LABOR FUNDS - LABOR RETIREMENT FUND	1.798	1.798
730 BUREAU OF LABOR FUNDS-LABOR PENSION FUND	1.586	1.586
729 BUREAU OF LABOR FUNDS-LABOR PENSION FUND	2.742	2.742
728 BUREAU OF LABOR FUNDS-LABOR PENSION FUND	3.856	3.856
732 BUREAU OF LABOR FUNDS-LABOR PENSION FUND	5.140	5.140
731 BUREAU OF LABOR FUNDS-LABOR PENSION FUND	9.820	9.820
55 CAISSE DE DEPOT ET PLACEMENT DUQUEBEC	4.543	4.543
733 CAISSE DES DEPOTS ET CONSIGNATIONS	218.946	218.946
734 CALCIUM QUANT	34.724	34.724
59 CALIFORNIA PUBLIC EMPLOYEES RETIREMENT SYSTEM	3.978	3.978
58 CALIFORNIA PUBLIC EMPLOYEES RETIREMENT SYSTEM	5.055	5.055
57 CALIFORNIA PUBLIC EMPLOYEES RETIREMENT SYSTEM	718.940	718.940
56 CALIFORNIA PUBLIC EMPLOYEES RETIREMENT SYSTEM	1.497.441	1.497.441
61 CALIFORNIA STATE TEACHERS' RETIREMENT SYSTEM	1.829	1.829
62 CALIFORNIA STATE TEACHERS' RETIREMENT SYSTEM	62.819	62.819
63 CALIFORNIA STATE TEACHERS' RETIREMENT SYSTEM	166.966	166.966
60 CALIFORNIA STATE TEACHERS' RETIREMENT SYSTEM	203.943	203.943
64 CALIFORNIA STATE TEACHERS' RETIREMENT SYSTEM	309.558	309.558
1534 CALT 2004 SRL	1.500.000	1.500.000
1129 CALVERT CLIFFS NUCLEAR POWER PLANT UNIT ONE QUALIFIED FUND	2.200	2.200
1128 CALVERT CLIFFS NUCLEAR POWER PLANT UNIT ONE QUALIFIED FUND	2.900	2.900
65 CALVERT INTERNATIONAL RESPONSIBLE INDEX FUND	29.117	29.117
66 CALVERT VP EAFE INTERNATIONAL INDEX PORTFOLIO	4.446	4.446
67 CANADA PENSION PLAN INVESTMENT BOARD (CPPIB)	3.750.500	3.750.500
1535 CAPITOLIUM SRL	300.000	300.000
68 CARLETON UNIVERSITY RETIREMENT PLAN	52.850	52.850
1130 CARNELIAN INVESTMENT MANAGEMENT LLC	11.620	11.620
1562 CAROL SPEARS REV TRUST DTD 9 29 2006	4.000	4.000
69 CAYMAN ISLANDS CHAMBER OF COMMERCE PENSION FUND	3.666	3.666
1880 CB NL AIF CLIENTS ASSETS TAXABLE	16.570	16.570
1131 CBOSC-CBGS-WGSS07	12.141	12.141
736 CC AND L ALTERNATIVE GLOBAL EQUITY FUND	315	315
1563 CDW 73 IRR PARA GL	351	351
1876 CENTRAL BANK OF IRELAND	1.051	1.051
1564 CENTRAL PENSION FUND OF THE INTERNATIONAL UNION OF OPERATING EMPLOYERS	14.168	14.168
1565 CENTRAL PENSION FUND OF THE INTERNATIONAL UNION OF OPERATING ENGINEERS AND PART	118.209	118.209
70 CENTRAL PROVIDENT FUND BOARD	1.396	1.396
1132 CFSIL ATF CMLA INTERNATIONAL SHARE FUND	8.069	8.069
1133 CHALLENGE FUNDS - CHALLENGE EUROPEAN EQUITY FUND	18.098	18.098
737 CHINA LIFE INSURANCE (GROUP) COMPANY	1.597	1.597
71 CHRISTIAN SUPER	1.787	1.787
1134 CHRISTOPHER J MILLERCHIP	519	519
72 CIBC EUROPEAN INDEX FUND	3.780	3.780
73 CIBC INTERNATIONAL INDEX FUND	33.893	33.893
74 CIBC POOLED INTERNATIONAL EQUITY INDEX FUND	3.132	3.132
1135 CINDY SPRINGS LLC	49.952	49.952

Mediobanca S.p.A.

Assemblea ordinaria e straordinaria

28 ottobre 2021

Esito della votazione sul punto 1.2
dell'ordine del giorno

SCHEDA NOMINATIVO

	NUMERO DI AZIONI	
	TOTALE	CON DIRITTO DI VOTO
1137 CITIBANK INTERNATIONAL PLC AS TRUSTEE CITIBANK INT.PLC	131.561	131.561
1136 CITIBANK INTERNATIONAL PLC AS TRUSTEE CITIBANK INT.PLC	2.005.574	2.005.574
1138 CITITRUST LIMITED AS TRUSTEE OF BLACKROCK PREMIER FUNDS-BLACKROCK WORLD EQUITY	3.625	3.625
1566 CITW FUND LP	582	582
1139 CITY OF FRESNO RETIREMENT SYSTEMS	169.764	169.764
1141 CITY OF LOS ANGELES FIRE AND POLICE PENSION PLAN	39.795	39.795
1140 CITY OF LOS ANGELES FIRE AND POLICE PENSION PLAN	81.351	81.351
1672 CITY OF MEMPHIS RETIREMENT SYSTEM	31.453	31.453
75 CITY OF NEW YORK GROUP TRUST	45.724	45.724
77 CITY OF NEW YORK GROUP TRUST	56.386	56.386
76 CITY OF NEW YORK GROUP TRUST	60.764	60.764
738 CITY OF PHILADELPHIA PUBLIC EMPLOYEES RETIREMENT SYSTEM	36.505	36.505
1142 CITY OF TALLAHASSEE	81.710	81.710
78 CITY UNIVERSITY OF NEW YORK	531	531
739 CIVIL SERVICE EMPLOYEES PENSION FUND	10.515	10.515
1143 CLEARWATER INTERNATIONAL FUND	14.266	14.266
1867 CLEOME INDEX EMU EQUITIES	4.228	4.228
1868 CLEOME INDEX EUROPE EQUITIES	8.118	8.118
740 CM-AM SMALL & MIDCAP EURO	344.000	344.000
742 CM-CIC SICAV	14.000	14.000
741 CM-CIC SICAV	200.000	200.000
1144 CMLA INDEXED GLOBAL SHARE FUND	3.389	3.389
79 COLLEGE RETIREMENT EQUITIES FUND	1.174.572	1.174.572
81 COLONIAL FIRST STATE INVESTMENTFUND 3	27.772	27.772
1145 COLONIAL FIRST STATE INVESTMENTS LIMITED...	10.775	10.775
1147 COLONIAL FIRST STATE INVESTMENTS LIMITED...	39.648	39.648
1146 COLONIAL FIRST STATE INVESTMENTS LIMITED...	92.833	92.833
1148 COLONIAL FIRST STATE WHOLESALE INDEXED GLOBAL SHARE FUND	27.400	27.400
1149 COMBUSTION ENGINEERING 524(G) ASBESTOS PI TRUST	541	541
743 COMMINGLED PENSION TRUST FUND (EAFE EQUITY INDEX) OF JP MORGAN CHASE BANK, N.A.	316.965	316.965
1150 COMMONWEALTH GLOBAL SHARE FUND 17..	214.239	214.239
1673 COMMONWEALTH OF PA TREASURY	1.713	1.713
1674 COMMONWEALTH OF PENNSYLVANIA PUBLIC SCHOOL EMPLOYEES RETIR	69.569	69.569
1151 COMMONWEALTH SUPERANNUATION CORPORATION AS TRUSTEE	30.293	30.293
82 CONNECTICUT GENERAL LIFE INSURANCE COMPANY	1.304	1.304
745 CONNECTICUT GENERAL LIFE INSURANCE COMPANY	3.151	3.151
744 CONNECTICUT GENERAL LIFE INSURANCE COMPANY	8.139	8.139
746 CONSERVATION INTERNATIONAL FOUNDATION, INC.	441	441
1675 CONSERVATIVE BALANCED PORTFOLIO	1.342	1.342
1567 CONSOLIDATED EDISON RETIREMENT PLAN	33.608	33.608
747 CONVICTION PATRIMOINE	34.400	34.400
83 COUNSEL DEFENSIVE GLOBAL EQUITY	2.860	2.860
1676 COUNTY EMPLOYEES ANNUITY AND BENEFIT FUND OF COOK COUNTY	28.833	28.833
1568 COUNTY OF SANTA CLARA	24.385	24.385
1906 CPR EUROLAND ESG	140.382	140.382
1907 CPR EUROLAND PREMIUM	46.472	46.472
1152 CREDIT SUISSE FUNDS AG	25.741	25.741
750 CREDIT SUISSE INDEX FUND (LUX)	7.212	7.212
749 CREDIT SUISSE INDEX FUND (LUX)	138.710	138.710
748 CREDIT SUISSE INDEX FUND (LUX)	153.097	153.097
751 CREDIT SUISSE LUX EUROZONE QUALITY GROWTH EQUITY FUND	283.974	283.974

Mediobanca S.p.A.

Assemblea ordinaria e straordinaria

28 ottobre 2021

Esito della votazione sul punto 1.2
dell'ordine del giorno

SCHEDA NOMINATIVO

	NUMERO DI AZIONI	
	TOTALE	CON DIRITTO DI VOTO
1877 CRELAN INVEST BALANCED	34.598	34.598
1878 CRELAN INVEST CONSERVATIVE	4.397	4.397
1879 CRELAN INVEST DYNAMIC	15.287	15.287
1153 CROWN SIGMA UCITS PLC - LGT SUSTAINABLE EQUITY EUROPE SUB FU	314.600	314.600
1154 CROWN SIGMA UCITS PLC - LGT SUSTAINABLE EQUITY MARKET NEUTRA	101.500	101.500
752 CSIF 2 CREDIT SUISSE LUX COPERNICUS ITALY EQUITY FUND	101.625	101.625
753 CSIF CH EQUITY EMU CREDIT SUISSE FUNDS AG	61.407	61.407
754 CSIF CH EQUITY EUROPE EX CH BLUE CREDIT SUISSE FUNDS AG	15.781	15.781
755 CSIF CH III EQUITY WORLD EX CH VALUE WEIGHTED PENSION FUND CREDIT SUISSE FUNDS AG	5.437	5.437
1155 CSX CORP MASTER PENSION TRUST	27.077	27.077
756 CUSTODY BANK OF JAPAN, LTD. AS TRUSTEE FOR MIZUHO TRUST & BANKING CO., LTD. AS TRU	57.442	57.442
757 CUSTODY BANK OF JAPAN, LTD. AS TRUSTEE FOR MIZUHO TRUST & BANKING CO., LTD. AS TRU	3.246	3.246
559 CUSTODY BANK OF JAPAN, LTD. RE	17.305	17.305
758 CUSTODY BANK OF JAPAN, LTD. RE: MATB NISSAY / PANAGORA GLOBAL EQUITY PASSIVE FUND	1.735	1.735
759 CUSTODY BANK OF JAPAN, LTD. RE: RB TOKKIN 18420-7105	293.020	293.020
760 CUSTODY BANK OF JAPAN, LTD. RE: RB TOKKIN 18420-7106	293.171	293.171
761 CUSTODY BANK OF JAPAN, LTD. RE: STB FOREIGN STOCK INDEX MOTHER FUND(CURRENCY HEI	9.971	9.971
1156 CYSTIC FIBROSIS FOUNDATION	66.372	66.372
762 D. E. SHAW ALL COUNTRY - PM	1	1
763 DANSKE INVEST INDEX GLOBAL AC RESTRICTED - ACCUMULATING KL	24.162	24.162
1157 DANSKE INVEST SICAV - GLOBAL INDEX	22.822	22.822
1158 DANSKE INVEST SICAV - SRI GLOBAL	5.633	5.633
84 DEAM-FONDS CPT	2.409	2.409
764 DEGROOF PETERCAM ASSET MANAGEMENT REPRESENTING ERGO FUND	65.000	65.000
765 DEKA-MASTER HAEK I	26.194	26.194
766 DELFIN SARL.	8.640.586	8.640.586
1949 DELFIN SARL.	31.000.000	31.000.000
563 DELFIN SARL.	34.317.870	34.317.870
85 DELFIN SARL.	40.861.458	40.861.458
562 DELFIN SARL.	52.841.625	52.841.625
1159 DELFINCO LP	19.798	19.798
86 DELTASHARES S+P INTERNATIONAL MANAGED RISK ETF	7.063	7.063
87 DESJARDINS RI DEVELOPED EXUSA EXCANADA LOW CO2 INDEX ETF	3.155	3.155
88 DESJARDINS RI DEVELOPED EXUSA EXCANADA MULTIFACTOR LOW CO2 ETF	16.320	16.320
89 DESJARDINS RI GLOBAL MULTIFACTOR FOSSIL FUEL RESERVES FREEETF	461	461
90 DETROIT EDISON QUALIFIED NUCLEAR DECOMMISSIONING TRUST	15.054	15.054
767 DEVELOPED EX-FOSSIL FUEL INDEX FUND B (FTDEVXFF)	4.437	4.437
768 DEVELOPED INTERNATIONAL EQUITY SELECT ETF	2.449	2.449
1160 DFI LP EQUITY (PASSIVE	451	451
1948 DIEGO DELLA VALLE & C. S.R.L.	4.401.000	4.401.000
1161 DILLON MARKETABLE SECURITIES COMMON TRUST FUND C/O KESWICK MANAGEMENT	1.918	1.918
1677 DIOCESE OF VENICE PENSION PLAN AND TRUST	666	666
1678 DIVERSIFIED INTERNATIONAL FUND	3.310.921	3.310.921
769 DNCA INVEST SOUTH EUROPE OPPORTUNITIES	156.287	156.287
770 DPAM CAPITAL B	39.331	39.331
771 DPAM DBI RDT	254.087	254.087
772 DPAM HORIZON	35.112	35.112
773 DPAM INVEST B	10.139.303	10.139.303
774 DPAM L	884.000	884.000
1679 DUKE ENERGY QUALIFIED NUCLEAR DECOMMISSIONING	36.145	36.145
91 DUKE ENERGY RETIREMENT SAVINGS PLAN	114.700	114.700

Mediobanca S.p.A.

Assemblea ordinaria e straordinaria

28 ottobre 2021

Esito della votazione sul punto 1.2
dell'ordine del giorno

SCHEDA NOMINATIVO

	NUMERO DI AZIONI	
	TOTALE	CON DIRITTO DI VOTO
92 DUPONT PENSION TRUST	18.304	18.304
93 DWS GLOBAL INCOME BUILDER FUND	77.734	77.734
94 DWS GLOBAL INCOME BUILDER VIP	13.548	13.548
95 DWS INVESTMENT GMBH FOR DEAMFONDS GSK 1	6.284	6.284
96 DWS INVESTMENT GMBH FOR DEAMFONDS PG EQ	17.415	17.415
97 DWS INVESTMENT GMBH FOR DWS EUROPEAN OPPORTUNITIES	15.066	15.066
98 DWS INVESTMENT GMBH FOR MULTIINDEX EQUITY FUND	5.069	5.069
1681 DWS INVESTMENT GMBH ON BEHALF OF DEAM FONDS ZDV	678	678
1680 DWS INVESTMENT GMBH ON BEHALF OF DEAM FONDS ZDV	9.216	9.216
1569 DWS INVESTMENT GMBH ON BEHALF OF DEUTSCHE DCG EQ	4.197	4.197
99 DWS INVESTMENT SA FOR ARERO DER WELTFONDS	14.761	14.761
100 DWS MULTI ASSET PIR FUND	122.388	122.388
1162 DYNASTY INVEST LTD	1.116	1.116
1682 EASTSPRING INVESTMENTS	1.370	1.370
101 EATON VANCE EQUITY HARVEST FUNDLLC	6.972	6.972
775 EBK-AKTIEN-UNIVERSAL-FONDS	40.430	40.430
1908 ECOFI OPTIM VARIANCE	83.979	83.979
1163 ECOLAB PENSION TRUST	20.235	20.235
1909 EGAMO ACTION EURO	1.400	1.400
1910 EGAMO ALLOCATION FLEXIBLE	17.659	17.659
776 EMBO-FONDS	17.164	17.164
102 EMERGENCY SERVICES SUPERANNUATION SCHEME	1.925	1.925
1164 EMERSON ELECTRIC CO. RETIREMENT MASTER TRUST	39.900	39.900
777 EMPLOYEES RETIREMENT SYSTEM OF GEORGIA	80.902	80.902
1683 EMPLOYEES RETIREMENT SYSTEM OF THE CITY OF BALTIMORE OF BALTIMORE	977	977
1684 EMPLOYEES RETIREMENT SYSTEM OF THE STATE OF HAWAII	1	1
1685 ENERGY INSURANCE MUTUAL LIMITED	6.680	6.680
1165 ENERGY INVESTMENT FUND	5.046	5.046
778 ENHANCED INDEX INTERNATIONAL SHARE FUND	11.057	11.057
779 ENHANCED INDEX INTERNATIONAL SHARE FUND	26.249	26.249
1687 ENSIGN PEAK ADVISORS INC	1	1
1686 ENSIGN PEAK ADVISORS INC	60.162	60.162
1688 ENSIGN PEAK ADVISORS INC	63.270	63.270
103 EPSILON ASSOCIATI SGR - EPSILONGR DLONGRUN	269	269
104 EPSILON ASSOCIATI SGR - EPSILONGR QRETURN	14.757	14.757
105 EPSILON MULTIASSET VALORE GLOBALE DICEMBRE 2021	5.037	5.037
106 EPSILON MULTIASSET VALORE GLOBALE LUGLIO 2022	5.240	5.240
107 EPSILON MULTIASSET VALORE GLOBALE MAGGIO 2022	6.636	6.636
108 EPSILON MULTIASSET VALORE GLOBALE MARZO 2022	3.426	3.426
780 EQ ADVISORS TRUST - ATM INTERNATIONAL MANAGED VOLATILITY PORTFOLIO	15.653	15.653
781 EQ ADVISORS TRUST - ATM INTERNATIONAL MANAGED VOLATILITY PORTFOLIO	38.581	38.581
782 EQ ADVISORS TRUST - EQ/AB DYNAMIC GROWTH PORTFOLIO	5.748	5.748
783 EQ ADVISORS TRUST - EQ/AB DYNAMIC MODERATE GROWTH PORTFOLIO	26.125	26.125
784 EQ ADVISORS TRUST - EQ/GLOBAL EQUITY MANAGED VOLATILITY PORTFOLIO	19.331	19.331
785 EQ ADVISORS TRUST - EQ/INTERNATIONAL CORE MANAGED VOLATILITY PORTFOLIO	28.075	28.075
786 EQ ADVISORS TRUST - EQ/INTERNATIONAL MANAGED VOLATILITY PORTFOLIO	81.255	81.255
787 EQ OFFSHORE MULTIMANAGER FUNDS TRUST - EQ OFFSHORE AGGRESSIVE MULTIMANAGER FI	2.320	2.320
1166 EQUIPSUPER	9.240	9.240
788 EQUITABLE FINANCIAL LIFE INSURANCE COMPANY	5.844	5.844
789 ERAFP ACTIONS EURO 1	792.384	792.384
109 ES ALLIANCE BERNSTEIN UK EQUITYFUND	334.486	334.486

Mediobanca S.p.A.

Assemblea ordinaria e straordinaria

28 ottobre 2021

Esito della votazione sul punto 1.2
dell'ordine del giorno

SCHEDA NOMINATIVO

	NUMERO DI AZIONI	
	TOTALE	CON DIRITTO DI VOTO
1689 ES RIVER AND MERCANTILE FUNDS ICVC	97.615	97.615
564 ETOILE ACTIONS INTERNATIONALES	118.171	118.171
110 EURIZON AZIONI ITALIA	713.494	713.494
111 EURIZON PIR ITALIA AZIONI	40.415	40.415
112 EURIZON PROGETTO ITALIA 40	229.790	229.790
113 EURIZON PROGETTO ITALIA 70	266.688	266.688
114 EURIZON RENDITA	8.497	8.497
790 EUROBEN EQUITY GLOBAL	1.204	1.204
791 EUROPE EQUITY INDEX ESG SCREENED FUND B(EURXCWB)	40.927	40.927
792 EUROPE EX-UK ALPHA TILTS ESG SCREENED FUND B (EUTLTBTTL)	91.078	91.078
793 EUROPE RESTRICTED - ACCUMULATING KL	52.626	52.626
1690 EUROPEAN CENTRAL BANK	38.512	38.512
1691 EUROPEAN CENTRAL BANK	44.031	44.031
1167 EVA VALLEY MA1 LLC	8.853	8.853
1168 EXELON FITZPATRICK QUALIFIED FUND	3.014	3.014
115 FAMILY INVESTMENTS CHILD TRUST FUND	19.552	19.552
116 FAMILY INVESTMENTS GLOBAL ICVC FAMILY BALANCED INTERNATIONALFUND	12.188	12.188
1169 FCM INTERNATIONAL LLC	2.081	2.081
1911 FCP ARRCO LONG TERME D	457.039	457.039
1912 FCP CARP - INDO	195.052	195.052
794 FCP CNP ACTIONS EMU UBS	170.857	170.857
795 FCP FRANCE PLACEMENT EURO ESG	80.075	80.075
796 FCP FRANCE PLCT INTERNATIONAL ESG	173.077	173.077
797 FCP SODIUM I	48.343	48.343
798 FCP VILLIERS ACTIONS EUROPE CPR AM	347.085	347.085
1913 FCP VILLIERS ALLEGRO	179.806	179.806
1914 FCPE EVOLUTIS	157.836	157.836
1915 FDRN AMUNDI	66.566	66.566
1692 FEDERATED HERMES INTERNATIONAL SMALL MID COMPANY FUND	120.000	120.000
1479 FERRERO S.P.A.	2.861.250	2.861.250
799 FIAM GROUP TRUST FOR EMPLOYEE BENEFIT PLANS	2.355.828	2.355.828
1170 FIDDLER PARTNERS LLC.	356	356
800 FIDELITY CONCORD STREET TRUST: FIDELITY SERIES INTERNATIONAL INDEX FUND	9.240	9.240
117 FIDELITY INV TRUST FIDELITY SERIES INT VALUE FUND	12.979.755	12.979.755
118 FIDELITY INV TRUST FIDELITY TOTAL INT EQUITY FUND	27.907	27.907
801 FIDELITY INVESTMENT FUNDS - FIDELITY INDEX EUROPE EX UK FUND	40.799	40.799
802 FIDELITY INVESTMENT FUNDS - FIDELITY INDEX WORLD FUND	43.705	43.705
119 FIDELITY INVESTMENT TRUST FIDELITY FLEX INTERNATIONAL FUND	37.348	37.348
1171 FIDELITY INVESTMENT TRUST: FIDELITY INTERNATIONAL VALUE FUND	343.525	343.525
120 FIDELITY RUTLAND SQUARE TRUST II STRATEGIC ADV FIDELITY INT FND	426.700	426.700
1570 FIDELITY SAI INTERNATIONAL INDEX FUND	223.353	223.353
803 FIDELITY SALEM STREET TRUST: FIDELITY GLOBAL EX U.S. INDEX FUND	200.456	200.456
804 FIDELITY SALEM STREET TRUST: FIDELITY TOTAL INTERNATIONAL INDEX FUND	161.934	161.934
805 FIDELITY SALEM STREET TRUST: FIDELITY ZERO INTERNATIONAL INDEX FUND	76.520	76.520
1172 FIDELITY SALEM STREET TRUST: FIDELITY FLEX INTERNATIONAL INDEX FUND	27.463	27.463
1173 FIDELITY SALEM STREET TRUST: FIDELITY SERIES GLOBAL EX U.S. INDEX FUND	673.658	673.658
806 FIDELITY UCITS II ICAV/FIDELITY MSCI EUROPE INDEX FUND	1.608	1.608
807 FIDELITY UCITS II ICAV/FIDELITY MSCI WORLD INDEX FUND	1.519	1.519
121 FIDEURAM COMPARTO PIANO AZIONI ITALIA	917.500	917.500
122 FIDEURAM COMPARTO PIANO BILANCIATO ITALIA 30	39.000	39.000
123 FIDEURAM COMPARTO PIANO BILANCIATO ITALIA 50	310.000	310.000

Mediobanca S.p.A.

Assemblea ordinaria e straordinaria

28 ottobre 2021

Esito della votazione sul punto 1.2
dell'ordine del giorno

SCHEDA NOMINATIVO

	NUMERO DI AZIONI	
	TOTALE	CON DIRITTO DI VOTO
124 FIDEURAM ITALIA	51.640	51.640
1480 FIN PRIV SRL	14.340.218	14.340.218
808 FINANCIERE DU PERGUET	18.769.815	18.769.815
566 FINELDO S.R.L.	2.043.720	2.043.720
1481 FINPROG ITALIA S.P.A.	1.873.621	1.873.621
125 FINPROG ITALIA S.P.A.	2.563.846	2.563.846
809 FINREON WORLD EQUITY MULTI PREMIA CREDIT SUISSE FUNDS AG	518	518
1693 FIRE AND POLICE MEMBERS BENEFIT INVESTMENT FUND	6.907	6.907
1694 FIREFIGHTERS RETIREMENT SYSTEM	32.400	32.400
126 FIRST ASSET MORNINGSTAR INTERNATIONAL VALUE INDEX ETF	212.178	212.178
1695 FLEXIBLE MANAGED PORTFOLIO	1.785	1.785
810 FLEXSHARES MORNINGSTAR DEVELOPED MARKETS EX-US FACTOR TILT INDEX FUND	14.784	14.784
1696 FLORIDA BIRTH RELATED NEUROLOGICAL INJURY COMPENSATION ASSOCIATION	14.827	14.827
1697 FLORIDA GLOBAL EQUITY FUND LLC	3.995	3.995
1571 FLORIDA LLC	46.838	46.838
1699 FLORIDA RETIREMENT SYSTEM	199.401	199.401
1698 FLORIDA RETIREMENT SYSTEM	348.196	348.196
1702 FLORIDA RETIREMENT SYSTEM TRUST FUND	15.737	15.737
1700 FLORIDA RETIREMENT SYSTEM TRUST FUND	36.644	36.644
1701 FLORIDA RETIREMENT SYSTEM TRUST FUND	68.031	68.031
1703 FLORIDA RETIREMENT SYSTEM TRUST FUND	1.268.955	1.268.955
811 FLORNOY FUND	511.405	511.405
127 FLOURISH INVESTMENT CORPORATION	49.729	49.729
128 FMR CAPITAL INC	346	346
129 FND DE SEGURANCA SOCIAL DE MACAU	19.307	19.307
130 FONDATION LUCIE ET ANDRE CHAGNON	15.700	15.700
629 FONDAZIONE CASSA DI RISPARMIO DI TERNI E NARNI	2.210.000	2.210.000
812 FONDAZIONE ROMA - GLOBAL PASSIVE EQUITIES	1.093	1.093
1541 FONDO SCUOLA ESPERO - CRESCITA AZIONARIO	5.185	5.185
813 FONDS DE RESERVE POUR LES RETRAITES (FRR)	41.220	41.220
814 FONDS DE RESERVE POUR LES RETRAITES (FRR)	69.114	69.114
815 FONDS DE RESERVE POUR LES RETRAITES (FRR)	215.414	215.414
1916 FONDS OBJECTIF CLIMAT ACTIONS1	22.435	22.435
1174 FORD MOTOR COMPANY DEFINED BENEFIT MASTER TRUST.	6.525	6.525
1175 FORD MOTOR COMPANY DEFINED BENEFIT MASTER TRUST.	9.708	9.708
1176 FORD MOTOR COMPANY OF CANADA LIMITED PENSION TRUST	5.612	5.612
816 FORD PENSION UNIVERSAL	1.648	1.648
817 FOREIGN STOCK INDEX MOTHER FUND	22.365	22.365
1177 FOURTH AVENUE INVESTMENT COMPANY	18.655	18.655
818 FOVERUKA PENSION UNIVERSAL	6.089	6.089
819 FRANCE INVESTISSEMENT EURO	96.837	96.837
820 FRANCE PLACEMENT EURO ESG PLUS	364.476	364.476
131 FRANK RUSSELL INVESTMENT CO II PLC	14.000	14.000
133 FRANK RUSSELL INVESTMENT COMPANY PLC	5.767	5.767
132 FRANK RUSSELL INVESTMENT COMPANY PLC	64.975	64.975
134 FRANKLIN FTSE EUROPE EX U.K. INDEX ETF	9.920	9.920
135 FRANKLIN LIBERTYSHARES ICAV	528	528
1178 FRANKLIN SELECT GLOBAL MULTI-ASSETINCOME FUND	340	340
136 FRANKLIN TEMPLETON ETF TRUST - FRANKLIN FTSE EUROPE ETF	11.832	11.832
137 FRANKLIN TEMPLETON ETF TRUST - FRANKLIN FTSE EUROPE HEDGED ETF	1.023	1.023
138 FRANKLIN TEMPLETON ETF TRUST - FRANKLIN FTSE ITALY ETF	7.068	7.068

Mediobanca S.p.A.

Assemblea ordinaria e straordinaria

28 ottobre 2021

Esito della votazione sul punto 1.2
dell'ordine del giorno

SCHEDA NOMINATIVO

	NUMERO DI AZIONI	
	TOTALE	CON DIRITTO DI VOTO
139 FREZZOTTI FRANCA	588	588
140 FREZZOTTI GIOVANNI	1.694	1.694
821 FUNDACAO CALOUSTE GULBENKIAN	6.956	6.956
1179 FUNDO DE PENSOES.	6.366	6.366
1180 FUTURE FUND BOARD OF GUARDIANS FOR AND ON BEHALF OF FUTURE F.	59.006	59.006
1181 FUTURE FUND BOARD OF GUARDIANS FOR AND ON BEHALF OF THE MEDI.	13.578	13.578
822 G.A.-FUND-B - EURO EQUITIES	232.025	232.025
823 G.A.-FUND-B - SUSTAINABLE WORLD EQUITIES	199.810	199.810
1484 GAVIO BENIAMINO - GAVIO DANIELA	371.642	371.642
1482 GAVIO BENIAMINO GIUSEPPE STEFANO	1.271.642	1.271.642
1485 GAVIO DANIELA	577.500	577.500
1486 GAVIO MARCELLO	332.000	332.000
1182 GBPO - QCF - GLOBAL BALANCED POOL	8.186	8.186
824 GEFIP INVEST	115.000	115.000
141 GENERAL ELECTRIC PENSION TRUST	98.344	98.344
1183 GENERAL ORGANISATION FOR SOCIAL INSURANCE	7.137	7.137
1186 GENERAL PENSION AND SOCIAL SECURITY AUTHORITY GPSSA	5.382	5.382
1185 GENERAL PENSION AND SOCIAL SECURITY AUTHORITY GPSSA	13.003	13.003
1184 GENERAL PENSION AND SOCIAL SECURITY AUTHORITY GPSSA	18.060	18.060
1487 GENERALI ITALIA S.P.A.	2.141.244	2.141.244
1572 GEORGIA TECH FOUNDATION INC	139	139
1521 GERANA SICAV-SIF, S.A.	22.107	22.107
825 GESTIELLE PRO ITALIA	180.000	180.000
1488 GILPAR S.P.A.	1.115.300	1.115.300
1187 GLG EUROPEAN LONG-SHORT FUND MAPLES CORPORATE SERVICES LIMIT	1.368	1.368
826 GLOBAL ALPHA TILTS FUND B (ACWITLTB)	1.407	1.407
1573 GLOBAL ATLANTIC BLACKROCK DISCIPLINED INTERNATIONAL CORE PORTFOLIO	18.323	18.323
1188 GLOBAL BOND FUND WAYCROSSE INC	35.169	35.169
828 GLOBAL EQUITIES ENHANCED INDEX FUND	6.740	6.740
827 GLOBAL EQUITIES ENHANCED INDEX FUND	16.003	16.003
829 GLOBAL EX-U.S. ALPHA TILTS FUND B (ACWITLB)	29.679	29.679
1917 GLOBAL MULTI ASSET KKS	25.157	25.157
1704 GLOBAL PORTFOLIO	87.600	87.600
142 GMAM GROUP PENSION TRUST II	11.568	11.568
143 GMAM INVESTMENT FUNDS TRUST	28.353	28.353
144 GMAM INVESTMENT FUNDS TRUST	53.400	53.400
145 GMO BENCHMARKFREE FUND	77.313	77.313
146 GMO FUNDS PLC GMO GLOBAL EQUITYALLOCATION INVESTMENT FUND	7.432	7.432
147 GMO FUNDS PLC GMO GLOBAL REAL RETURN (UCITS) FUND	47.451	47.451
148 GMO IMPLEMENTATION FUND	166.948	166.948
149 GMO INTERNATIONAL EQUITY FUND	417.710	417.710
150 GMO STRATEGIC OPPORTUNITIES ALLOCATION FUND	9.979	9.979
151 GMO TAXMANAGED INTERNATIONAL EQUITIES FUND	4.523	4.523
1705 GMS ERISA GROUP TRUST	17.200	17.200
1706 GOLDMAN SACHS MARKETBETA INTERNATIONAL EQUITY ETF	14.288	14.288
152 GOLDMAN SACHS TRUST GOLDMAN SACHS GLOBAL MANAGED BETA FUND	3.912	3.912
153 GOLDMAN SACHS TRUST II - GOLDMAN SACHS MULTI-MANAGER ALTERNATIVE	11.698	11.698
154 GOLDMAN SACHS UK RETIREMENT PLAN	9.341	9.341
1708 GOVERNMENT EMPLOYEES PENSION FUND	20.150	20.150
1707 GOVERNMENT EMPLOYEES PENSION FUND	23.745	23.745
1189 GOVERNMENT EMPLOYEES SUPERANNUATION BOARD	10.360	10.360

Mediobanca S.p.A.

Assemblea ordinaria e straordinaria

28 ottobre 2021

**Esito della votazione sul punto 1.2
dell'ordine del giorno**

SCHEDA NOMINATIVO

	NUMERO DI AZIONI	
	TOTALE	CON DIRITTO DI VOTO
1192 GOVERNMENT OF NORWAY	579.954	579.954
1190 GOVERNMENT OF NORWAY	1.010.000	1.010.000
1191 GOVERNMENT OF NORWAY	5.333.137	5.333.137
830 GOVERNMENT PENSION INVESTMENT FUND	47.324	47.324
155 GOVERNMENT PENSION INVESTMENT FUND	170.561	170.561
1574 GREAT WEST CORE STRATEGIES INTERNATIONAL EQUITY FUND	6.721	6.721
1575 GREAT WEST CORE STRATEGIES INTERNATIONAL EQUITY FUND	34.000	34.000
1709 GREAT WEST INTERNATIONAL INDEX FUND	40.609	40.609
1576 GREAT WEST INTERNATIONAL VALUE FUND	210.400	210.400
1472 GRECO GIOVANNI	300	300
571 GREEN TREE FUND A SERIES OF T	9.498	9.498
1193 GUIDESTONE FUNDS INTERNATIONAL EQUITY INDEX FUND.	21.353	21.353
831 H.E.S.T. AUSTRALIA LIMITED	2.002	2.002
832 H.E.S.T. AUSTRALIA LIMITED	2.023	2.023
833 H.E.S.T. AUSTRALIA LIMITED	12.791	12.791
1194 HAGFORS LIMITED THE R&H TRUST COMPANY LTD	9.029	9.029
1918 HARMO PLACEMENT 2	34.642	34.642
1919 HARMONIE ALLOCATION	32.124	32.124
1920 HARMONIE EQUILIBRE	66.401	66.401
1577 HARRIS UNIT 1 QUALIFIED NUCLEAR DECOMMISSIONING FUND	2.843	2.843
834 HARTFORD ACCIDENT AND INDEMNITY COMPANY	1.832	1.832
157 HARTFORD SCHRODERS INTERNATIONAL MULTI-CAP VALUE FUND	355.253	355.253
1195 HASLAM FAMILY INVESTMENT PARTNERSHI	1.822	1.822
158 HC CAPITAL TRUST - THE ESG GROWTH PORTFOLIO	1.412	1.412
159 HC CAPITAL TRUST- THE CATHOLIC SRI GROWTH PORTFOLIO	356	356
160 HC CAPITAL TRUST- THE INSTITUTIONAL INTERNATIONAL EQUITY PORTFOL	32.957	32.957
161 HC CAPITAL TRUST- THE INTERNATIONAL EQUITY PORTFOLIO	187.061	187.061
835 HC RENTE	5.238	5.238
836 HELABA-INVEST KAPITALANLAGEGESELLSCHAFT MBH	212.900	212.900
837 HI MANPT FONDS	41.787	41.787
1199 HONG KONG SAR GOVERNMENT EXCHANGE FUND.	5.572	5.572
1198 HONG KONG SAR GOVERNMENT EXCHANGE FUND.	10.286	10.286
1197 HONG KONG SAR GOVERNMENT EXCHANGE FUND.	87.939	87.939
1196 HONG KONG SAR GOVERNMENT EXCHANGE FUND.	508.629	508.629
1201 HOSTPLUS POOLED SUPERANNUATION TRUST	1.703	1.703
1200 HOSTPLUS POOLED SUPERANNUATION TRUST	18.954	18.954
1202 HRW TESTAMENTARY TRUST NO 1.	4.526	4.526
1203 HRW TESTAMENTARY TRUST NO 2.	2.284	2.284
1204 HRW TESTAMENTARY TRUST NO 3.	2.820	2.820
1205 HRW TESTAMENTARY TRUST NO 4.	1.718	1.718
1206 HRW TESTAMENTARY TRUST NO 5.	1.764	1.764
1207 HRW TESTAMENTARY TRUST NO 6.	4.620	4.620
1208 HRW TESTAMENTARY TRUST NO. 10.	2.903	2.903
1209 HRW TESTAMENTARY TRUST NO. 11.	5.561	5.561
1210 HRW TESTAMENTARY TRUST NO. 12.	4.952	4.952
1211 HRW TESTAMENTARY TRUST NO. 7.	3.795	3.795
1212 HRW TESTAMENTARY TRUST NO. 8.	3.924	3.924
1213 HRW TESTAMENTARY TRUST NO. 9.	2.903	2.903
1214 HRW TRUST NO 1 UAD 01/17/03.	6.490	6.490
1215 HRW TRUST NO 2 UAD 01/17/03.	1.222	1.222
1216 HRW TRUST NO 3 UAD 01/17/03.	1.483	1.483

Mediobanca S.p.A.

Assemblea ordinaria e straordinaria

28 ottobre 2021

Esito della votazione sul punto 1.2
dell'ordine del giorno

SCHEDA NOMINATIVO

	NUMERO DI AZIONI	
	TOTALE	CON DIRITTO DI VOTO
1217 HRW TRUST NO 4 UAD 01/17/03..	1.483	1.483
162 HSBC BANK SSB AUT EU SCREEN EX CONTROVERSIES CW INDEX EQ FND	466.737	466.737
838 HSBC ETF'S PLC	7.560	7.560
840 HSBC ETF'S PLC	9.152	9.152
839 HSBC ETF'S PLC	14.517	14.517
841 HSBC ETFS PLC - HSBC MSCI EUROPE CLIMATE PARIS ALIGNED UCITS ETF	3.678	3.678
842 HSBC ETFS PUBLIC LIMITED COMPANY	323	323
843 HSBC EUROPEAN INDEX FUND	293.587	293.587
844 HSBC INDEX TRACKER INVESTMENT FUNDS ICVC	38.413	38.413
845 HSBC LIFE (INTERNATIONAL) LIMITED	1.837	1.837
848 HSBC LIFE (INTERNATIONAL) LIMITED	3.136	3.136
846 HSBC LIFE (INTERNATIONAL) LIMITED	8.230	8.230
847 HSBC LIFE (INTERNATIONAL) LIMITED	10.540	10.540
1710 IA CLARINGTON GLOBAL VALUE FUND	5.044	5.044
163 IBM 401(K) PLUS PLAN TRUST	104.942	104.942
1218 IBM DIVERSIFIED GLOBAL EQUITY FUND	12.731	12.731
849 IBM PERSONAL PENSION PLAN TRUST	5.048	5.048
164 IBM RETIREMENT PLAN	2.736	2.736
1921 ICARE	11.786	11.786
850 IF IST2 EUROPE INDEX	26.614	26.614
851 IFM GLOBAL INDEXED EQUITIES FUND	1.730	1.730
166 IG MACKENZIE EUROPEAN MID-CAP EQUITY FUND	155.001	155.001
165 IG MACKENZIE EUROPEAN MID-CAP EQUITY FUND	881.316	881.316
852 II	265.000	265.000
1219 ILA - RAFIMF	2.845	2.845
1220 ILA-A-FTSEDW	33.439	33.439
1221 ILA-LA WORLD ESG SCREENED FUND	13.214	13.214
1578 IMCO GLOBAL PUBLIC EQUITY LP	28.078	28.078
169 IMPERIAL INTERNATIONAL EQUITY POOL	7.768	7.768
168 IMPERIAL INTERNATIONAL EQUITY POOL	17.533	17.533
167 IMPERIAL INTERNATIONAL EQUITY POOL	615.033	615.033
170 IMPERIAL OVERSEAS EQUITY POOL	28.152	28.152
1869 INDEXIQ FACTORS SUSTAIN EMU EQUITY	6.455	6.455
1870 INDEXIQ FACTORS SUSTAIN EU EQUITY	62.729	62.729
1711 INDIANA PUBLIC RETIREMENT SYSTEM	13.490	13.490
1922 INDOSUEZ EURO PATRIMOINE	92.000	92.000
1713 INDUSTRIAL ALLIANCE INSURANCE AND FINANCIAL SERVICES INC	1.734	1.734
1714 INDUSTRIAL ALLIANCE INSURANCE AND FINANCIAL SERVICES INC	10.195	10.195
1712 INDUSTRIAL ALLIANCE INSURANCE AND FINANCIAL SERVICES INC	26.857	26.857
853 ING DIRECT SICAV	42.665	42.665
172 INSTITUTIONAL RETIREMENT TRUST	2.291	2.291
171 INSTITUTIONAL RETIREMENT TRUST	20.425	20.425
854 INSTITUTIONELLA AKTIEFONDEN VARLDEN	36.925	36.925
855 INTECH GLOBAL ALL COUNTRY ENHANCED INDEX FUND LLC	1.111	1.111
1222 INTER AMERICAN DEVELOPMENT BANK STAFF RETIREMENT FUND	54.812	54.812
1223 INTER AMERICAN DEVELOPMENT BANK STAFF RETIREMENT FUND	79.349	79.349
1225 INTER-AMERICAN DEVELOPMENT BANK	25.047	25.047
1224 INTER-AMERICAN DEVELOPMENT BANK	36.131	36.131
856 INTERNATIONAL ALPHA TILTS FUND B (INTLTB)	88.378	88.378
1716 INTERNATIONAL BANK FOR RECONSTRUCTION AND DEVELOPMENT	1.040	1.040
1717 INTERNATIONAL BANK FOR RECONSTRUCTION AND DEVELOPMENT	2.629	2.629

Mediobanca S.p.A.

Assemblea ordinaria e straordinaria

28 ottobre 2021

Esito della votazione sul punto 1.2
dell'ordine del giorno

SCHEDA NOMINATIVO

	NUMERO DI AZIONI	
	TOTALE	CON DIRITTO DI VOTO
1715 INTERNATIONAL BANK FOR RECONSTRUCTION AND DEVELOPMENT	5.170	5.170
173 INTERNATIONAL EQUITIES SECTOR TRUST	990	990
1226 INTERNATIONAL EQUITY FUND LLC	8.634	8.634
1718 INTERNATIONAL EQUITY INDEX FUND	43.172	43.172
1227 INTERNATIONAL EXPATRIATE BENEFIT MASTER TRUST	2.076	2.076
177 INTERNATIONAL MONETARY FUND	8.537	8.537
176 INTERNATIONAL MONETARY FUND	8.608	8.608
175 INTERNATIONAL MONETARY FUND	9.829	9.829
174 INTERNATIONAL MONETARY FUND	12.476	12.476
1228 INTERNATIONAL MONETARY FUND RETIRED STAFF BENEFITS INVESTMENT ACCOUNT	374	374
1231 INTERNATIONAL MONETARY FUND STAFF RETIREMENT PLAN 700	1.405	1.405
1230 INTERNATIONAL MONETARY FUND STAFF RETIREMENT PLAN 700	23.160	23.160
1229 INTERNATIONAL MONETARY FUND STAFF RETIREMENT PLAN 700	95.894	95.894
1719 INTERNATIONAL SMALL CO FUND	616.317	616.317
178 INTERNATIONAL TILTS MASTER PORTFOLIO OF MASTER INVESTMENT PORTFO	82.166	82.166
179 INV SOLUTIONS FUNDS ICVC FUNDAMENTAL INDEX GLOBAL EQUITY FUND	99.134	99.134
857 INV. DANSKE INVEST EUROPA INDEKS BNP	7.337	7.337
858 INV. DANSKE INVEST EUROPA INDEKS KL	17.278	17.278
859 INV. DANSKE INVEST GLOBAL INDEKS KL	14.457	14.457
860 INV. DANSKE INVEST, GLOBAL INDEKS - AKKUMULERENDE KL	2.266	2.266
861 INVERSABADELL 10, FI	2.941	2.941
862 INVERSABADELL 25, FI	51.280	51.280
863 INVERSABADELL 50, FI	22.669	22.669
864 INVERSABADELL 70, FI	9.272	9.272
1720 INVESCO FTSE RAFI DEVELOPED MARKETS EX U S ETF	74.656	74.656
1721 INVESCO FTSE RAFI EMERGING MARKETS UCITS ETF	47.031	47.031
180 INVESCO GLOBAL LOW VOLATILITY EQUITY YIELD FUND	1.139	1.139
1722 INVESCO INTERNATIONAL DEVELOPED DYNAMIC MUTLIFACTOR ETF	25.544	25.544
1723 INVESCO MARKETS II PLC	107	107
1724 INVESCO MARKETS II PLC	211	211
1579 INVESCO MARKETS II PLC	1.135	1.135
1580 INVESCO MARKETS II PLC	7.813	7.813
1726 INVESCO MARKETS III PLC	821	821
1725 INVESCO MARKETS III PLC	847	847
1727 INVESCO PERPETUAL GLOBAL FINANCIAL CAPITAL FUND	32.500	32.500
1728 INVESCO PUREBETA FTSE DEVELOPED EX NORTH AMERICA ETF	313	313
1729 INVESCO S AND P EUROPE 350 EQUAL WEIGHT INDEX ETF	648	648
1730 INVESTERINGSFORENINGEN LAEGERNES INVEST LI AKTIER GLOBALE	3.785	3.785
865 INVESTERINGSFORENINGEN NORDEA INVEST ENGROS INTERNATIONALE AKTIER - ETISK TIL'	27.740	27.740
866 INVESTERINGSFORENINGEN NORDEA INVEST GLOBALE AKTIER INDEKS KL	3.046	3.046
1731 IOWA PUBLIC EMPLOYEES RETIREMENT SYSTEM	22.342	22.342
1923 IP ACTIONS EURO	20.507	20.507
867 IPAC SPECIALIST INVESTMENT STRATEGIES - INTERNATIONAL SHARE STRATEGY NO.1	2.833	2.833
181 IPC MULTI-FACTOR INTERNATIONAL EQUITY	32.285	32.285
182 IPROFILE INTERNATIONAL EQUITY PRIVATE POOL	162.306	162.306
1732 IQ 50 PERCENT HEDGED FTSE INTERNATIONAL ETF	18.136	18.136
1733 IQ CANDRIAM ESG INTERNATIONAL EQUITY ETF	11.205	11.205
573 IRCEC CASSETTE DIVERSIFIE	74.805	74.805
1734 IRISH AIRLINES PILOTS SUPERANNUATION SCHEME	3.343	3.343
1232 IRISH LIFE ASSURANCE PLC	561	561
1233 IRISH LIFE ASSURANCE PLC	8.180	8.180

Mediobanca S.p.A.

Assemblea ordinaria e straordinaria

28 ottobre 2021

Esito della votazione sul punto 1.2
dell'ordine del giorno

SCHEDA NOMINATIVO

	NUMERO DI AZIONI	
	TOTALE	CON DIRITTO DI VOTO
1236 IRISH LIFE ASSURANCE PLC	13.894	13.894
1237 IRISH LIFE ASSURANCE PLC	16.960	16.960
1234 IRISH LIFE ASSURANCE PLC	33.345	33.345
1238 IRISH LIFE ASSURANCE PLC	77.675	77.675
1235 IRISH LIFE ASSURANCE PLC	115.176	115.176
1239 IRISH LIFE ASSURANCE.	76.721	76.721
1240 IRR K LLC	13.269	13.269
868 ISHARES ALL-COUNTRY EQUITY INDEX FUND	2.349	2.349
183 ISHARES CORE MSCI EAFE ETF	3.130.373	3.130.373
184 ISHARES CORE MSCI EUROPE ETF	256.657	256.657
185 ISHARES CORE MSCI INTERNATIONALDEVELOPED MARKETS ETF	202.576	202.576
186 ISHARES CORE MSCI TOTAL INTERNATIONAL STOCK ETF	626.527	626.527
187 ISHARES EDGE MSCI INTL MOMENTUMFACTOR ETF	67.749	67.749
188 ISHARES EDGE MSCI INTL SIZE FACTOR ETF	1.980	1.980
189 ISHARES EDGE MSCI INTL VALUE FACTOR ETF	81.886	81.886
190 ISHARES EURO STOXX UCITS ETF (DE)	259.845	259.845
191 ISHARES EUROPE ETF	139.182	139.182
192 ISHARES GLOBAL FINANCIALS ETF	284.179	284.179
193 ISHARES II PUBLIC LIMITED COMPANY	3.199	3.199
195 ISHARES II PUBLIC LIMITED COMPANY	12.746	12.746
194 ISHARES II PUBLIC LIMITED COMPANY	17.336	17.336
196 ISHARES III PUBLIC LIMITED COMPANY	16.131	16.131
197 ISHARES III PUBLIC LIMITED COMPANY	24.724	24.724
198 ISHARES INTERNATIONAL FUNDAMENTAL INDEX ETF	624	624
202 ISHARES IV PUBLIC LIMITED COMPANY	632	632
208 ISHARES IV PUBLIC LIMITED COMPANY	815	815
207 ISHARES IV PUBLIC LIMITED COMPANY	1.265	1.265
210 ISHARES IV PUBLIC LIMITED COMPANY	1.374	1.374
209 ISHARES IV PUBLIC LIMITED COMPANY	2.316	2.316
200 ISHARES IV PUBLIC LIMITED COMPANY	4.000	4.000
199 ISHARES IV PUBLIC LIMITED COMPANY	6.786	6.786
204 ISHARES IV PUBLIC LIMITED COMPANY	6.994	6.994
205 ISHARES IV PUBLIC LIMITED COMPANY	8.224	8.224
203 ISHARES IV PUBLIC LIMITED COMPANY	16.089	16.089
206 ISHARES IV PUBLIC LIMITED COMPANY	24.278	24.278
201 ISHARES IV PUBLIC LIMITED COMPANY	25.645	25.645
211 ISHARES MSCI ACWI ETF	285.923	285.923
212 ISHARES MSCI ACWI EX U.S. ETF	114.971	114.971
213 ISHARES MSCI ACWI LOW CARBON TARGET ETF	22.440	22.440
214 ISHARES MSCI EAFE ETF	2.072.069	2.072.069
215 ISHARES MSCI EAFE INTERNATIONALINDEX FUND	287.821	287.821
216 ISHARES MSCI EAFE VALUE ETF	1.154.060	1.154.060
217 ISHARES MSCI EUROPE FINANCIALS ETF	582.780	582.780
218 ISHARES MSCI EUROZONE ETF	857.010	857.010
219 ISHARES MSCI ITALY ETF	1.001.805	1.001.805
220 ISHARES MSCI KOKUSAI ETF	2.453	2.453
221 ISHARES MSCI WORLD ETF	24.155	24.155
222 ISHARES PUBLIC LIMITED COMPANY	564	564
224 ISHARES PUBLIC LIMITED COMPANY	2.854	2.854
223 ISHARES PUBLIC LIMITED COMPANY	5.833	5.833
225 ISHARES PUBLIC LIMITED COMPANY	31.423	31.423

Mediobanca S.p.A.

Assemblea ordinaria e straordinaria

28 ottobre 2021

**Esito della votazione sul punto 1.2
dell'ordine del giorno**

SCHEDA NOMINATIVO

	NUMERO DI AZIONI	
	TOTALE	CON DIRITTO DI VOTO
226 ISHARES STOXX EUROPE 600 FINANCIAL SERVICES UCITS ETF DE	134.632	134.632
227 ISHARES STOXX EUROPE 600 UCITS ETF (DE)	386.311	386.311
228 ISHARES STOXX EUROPE MID 200 UCITS ETF (DE)	220.262	220.262
231 ISHARES V PUBLIC LIMITED COMPANY	158	158
230 ISHARES V PUBLIC LIMITED COMPANY	1.562	1.562
229 ISHARES V PUBLIC LIMITED COMPANY	3.402	3.402
232 ISHARES VI PUBLIC LIMITED COMPANY	132	132
233 ISHARES VI PUBLIC LIMITED COMPANY	1.458	1.458
234 ISHARES VI PUBLIC LIMITED COMPANY	21.269	21.269
235 ISHARES VII PLC	440	440
238 ISHARES VII PLC	1.354	1.354
239 ISHARES VII PLC	4.531	4.531
236 ISHARES VII PLC	28.293	28.293
237 ISHARES VII PLC	52.145	52.145
869 ISHARES WHOLESALE INTERNATIONAL EQUITY INDEX FUND	54.300	54.300
870 ISHARES WHOLESALE SCREENED INTERNATIONAL EQUITY INDEX FUND	4.169	4.169
240 ISHARES WORLD EX SWITZERLAND EQUITY INDEX FUND II (CH)	6.110	6.110
242 ISHARES WORLD EX SWITZERLAND ESG EQUITY INDEX FUND (CH)	5.353	5.353
241 ISHARES WORLD EX SWITZERLAND ESG EQUITY INDEX FUND (CH)	11.566	11.566
1536 ISTITUTO FINANZIARIO 2012 SPA	24.300.000	24.300.000
1581 IVY PROSHARES MSCI ACWI INDEX FUND	1.569	1.569
1241 JANA PASSIVE GLOBAL SHARE TRUST	7.043	7.043
871 JANUS HENDERSON INSTITUTIONAL EUROPEAN INDEX OPPORTUNITIES FUND	4.329	4.329
1242 JCW 1987 ARTICLE II DESC TRUST FBO JMW DTD 1/1/2012	187	187
1243 JCW 1987 ARTICLE II DESC TRUST FBOAAP C/O WALTON ENTERPRISES LLC	166	166
1244 JCW 1987 ARTICLE II DESC TRUST FBOTLW	187	187
872 JNL INTERNATIONAL INDEX FUND	110.292	110.292
873 JNL/BLACKROCK ADVANTAGE INTERNATIONAL FUND	17.734	17.734
243 JNL/DFA INTERNATIONAL CORE EQUITY FUND	6.400	6.400
244 JNL/JPMORGAN GLOBAL ALLOCATION FUND	3.365	3.365
245 JNL/MELLON MSCI WORLD INDEX FUND	5.017	5.017
1582 JOHN D SPEARS GRAT DATED 2 20 09 F B O JULIE L SPEARS	9.300	9.300
1583 JOHN D SPEARS GRAT I 2 20 09	10.000	10.000
1584 JOHN D SPEARS GRAT I DATED 2 20 09 F B O NANA R SPEARS	7.800	7.800
1585 JOHN D SPEARS REVOCABLE TRUST DTD 9 29 2006	74.200	74.200
1735 JOHN DEERE PENSION TRUST	82.900	82.900
1245 JOHN HANCOCK FUNDS II INTERNATIONAL STRATEGIC EQUITY ALLOCATION FUND	33.200	33.200
246 JOHN HANCOCK FUNDS II STRATEGICEQUITY ALLOCATION FUND	62.161	62.161
248 JOHN HANCOCK LIFE AND HEALTH INSURANCE COMPANY	1.547	1.547
247 JOHN HANCOCK LIFE AND HEALTH INSURANCE COMPANY	33.125	33.125
249 JOHN HANCOCK MULTIFACTOR DEVELOPED INTERNATIONAL ETF	55.008	55.008
250 JOHN HANCOCK TRUST COMPANY COLLECTIVE INVESTMENT TRUST	2.146	2.146
1246 JOHN HANCOCK VARIABLE INSURANCE TRUST INTERNATIONAL EQUITY INDEX TRUST.	22.013	22.013
251 JOHN HANCOCK VARIABLE INSURANCE TRUST STRAT EQ ALLOCATION TRUST	103.238	103.238
1247 JOSHUA GREEN CORPORATION	8.169	8.169
874 JPM MULTI INCOME FUND	71.368	71.368
875 JPMORGAN ACTIVEBUILDERS INTERNATIONAL EQUITY ETF	1.157	1.157
876 JPMORGAN BETABUILDERS EUROPE ETF	560.897	560.897
877 JPMORGAN BETABUILDERS INTERNATIONAL EQUITY ETF	144.798	144.798
878 JPMORGAN EUROPE STRATEGIC DIVIDEND FUND	10.984	10.984
879 JPMORGAN EUROPEAN INVESTMENT TRUST PLC	98.244	98.244

Mediobanca S.p.A.

Assemblea ordinaria e straordinaria

28 ottobre 2021

Esito della votazione sul punto 1.2
dell'ordine del giorno

SCHEDA NOMINATIVO

	NUMERO DI AZIONI	
	TOTALE	CON DIRITTO DI VOTO
880 JPMORGAN FUND ICVC - JPM MULTI-ASSET INCOME FUND	11.242	11.242
1524 JPMORGAN FUNDS	1	1
1523 JPMORGAN FUNDS	4.994	4.994
1522 JPMORGAN FUNDS	377.045	377.045
881 JPMORGAN GLOBAL ALLOCATION FUND	6.325	6.325
882 JPMORGAN INCOME BUILDER FUND	297.859	297.859
883 JPMORGAN INSURANCE TRUST INCOME BUILDER PORTFOLIO	2.352	2.352
884 JPMORGAN INTERNATIONAL VALUE FUND	73.297	73.297
1527 JPMORGAN INVESTMENT FUNDS	1	1
1528 JPMORGAN INVESTMENT FUNDS	1	1
1525 JPMORGAN INVESTMENT FUNDS	3.026	3.026
1526 JPMORGAN INVESTMENT FUNDS	4.406	4.406
885 JPMORGAN MULTI BALANCED FUND	4.480	4.480
1248 JTW TRUST NO. 1 UAD 9/19/02.	691	691
1249 JTW TRUST NO. 2 UAD 9/19/02.	3.313	3.313
1250 JTW TRUST NO. 3 UAD 9/19/02.	1.527	1.527
1251 JTW TRUST NO. 4 UAD 9/19/02.	4.361	4.361
1252 JTW TRUST NO. 5 UAD 9/19/02.	888	888
1254 K INVESTMENTS SH LIMITED.	12.720	12.720
1253 K INVESTMENTS SH LIMITED.	67.857	67.857
252 KAISER FOUNDATION HOSPITALS	19.056	19.056
253 KAISER PERMANENTE GROUP TRUST	35.825	35.825
1586 KAPITALFORENINGEN EMD INVEST GLOBALE AKTIER II	711	711
1587 KAPITALFORENINGEN EMD INVEST VERDENSINDEKS	18.896	18.896
1736 KAPITALFORENINGEN INVESTIN PRO GLOBAL EQUITIES I	26.637	26.637
1737 KAPITALFORENINGEN LAEGERNES INVEST KLI AKTIER GLOBALE INDENYKREDIT PORTEFOELJE /	4.367	4.367
886 KAPITALFORENINGEN PENSAM INVEST, PSI 3 GLOBALE AKTIER 3	7.132	7.132
1255 KBI GLOBAL INVESTMENT FUND	36.970	36.970
887 KDI INSTITUTIONAL AFDELING DANICA LINK - INDEKS GLOBALE AKTIER	4.008	4.008
888 KDI INSTITUTIONAL AFDELING DANICA PENSION - AKTIER 4	11.632	11.632
889 KEMPEN EUROPEAN HIGH DIVIDEND FUND N.V	280.807	280.807
890 KEMPEN INTERNATIONAL FUNDS-KEMPEN (LUX) EUROPEAN HIGH DIVIDEND FUND	17.100	17.100
1588 KFG BERMUDA LTD	15.590	15.590
574 KOKUSAI EQUITY INDEX FUND	17.036	17.036
1256 KOOKABURRA CHARITABLE REMAINDER TRUST UAD 12/20/05 C. DIANE CHRISTENSEN TTEE	6.849	6.849
1738 KOOKMIN BANK ACTING AS TRUSTEE OF MIRAE ASSET TRIUMPH MULTI FACTO PRIVATELY PLAC	20.000	20.000
891 KREBSHILFE-2-FONDS	100	100
892 KURT M. KROGER, TRUSTEE OF THE KURT M. KROGER TRUST	1.097	1.097
1257 L3HARRIS PENSION MASTER TRUST	203.749	203.749
1258 LATVIJAS BANKA	5.690	5.690
1739 LAWRENCE LIVERMORE NATIONAL SECURITY LLC AND TRIAD NATIONAL SECURITY LLC DEFINED	14.845	14.845
1950 LBBW AM INVESTMENTGES. MBH LBBW DIVIDEND	545.000	545.000
1951 LBBW AM INVESTMENTGES. MBH LBBW ZYKLUS S	350.000	350.000
1952 LBBW ASS.MAN. INVESTM.GES. MBH LBBW AM-V	33.750	33.750
1953 LBBW ASS.MAN. INVESTM.GES. MBH, LBBW AM-	200.000	200.000
1954 LBBW ASS.MAN.INVESTM.GES. MBH LBBW AM WV	119.540	119.540
893 LBBW ASSET MANAGEMENT INVESTMENTGESELLSCHAFT MBH	136.603	136.603
1924 LCL ACTIONS EURO CORE+	114.246	114.246
1925 LCL ACTIONS FRANCE CORE PLUS	5.386	5.386
1926 LCL ACTIONS MONDE HORS EUROPE EURO	69.350	69.350
1259 LEGAL & GENERAL AUTHORISED CONTRACTUAL SCHEME	49.112	49.112

Mediobanca S.p.A.

Assemblea ordinaria e straordinaria

28 ottobre 2021

**Esito della votazione sul punto 1.2
dell'ordine del giorno**

SCHEDA NOMINATIVO

	NUMERO DI AZIONI	
	TOTALE	CON DIRITTO DI VOTO
1260 LEGAL & GENERAL DEVELOPED MULTI-FACTOR SL FUND LLC	31.968	31.968
1261 LEGAL & GENERAL FUTURE WORLD ESG DEVELOPED INDEX FUND	11.214	11.214
1266 LEGAL AND GENERAL ASSURANCE PENSIONS MANAGEMENT LIMITED	210	210
1269 LEGAL AND GENERAL ASSURANCE PENSIONS MANAGEMENT LIMITED	1.816	1.816
1263 LEGAL AND GENERAL ASSURANCE PENSIONS MANAGEMENT LIMITED	5.100	5.100
1276 LEGAL AND GENERAL ASSURANCE PENSIONS MANAGEMENT LIMITED	5.622	5.622
1279 LEGAL AND GENERAL ASSURANCE PENSIONS MANAGEMENT LIMITED	6.877	6.877
1264 LEGAL AND GENERAL ASSURANCE PENSIONS MANAGEMENT LIMITED	7.643	7.643
1267 LEGAL AND GENERAL ASSURANCE PENSIONS MANAGEMENT LIMITED	9.533	9.533
1270 LEGAL AND GENERAL ASSURANCE PENSIONS MANAGEMENT LIMITED	11.435	11.435
1281 LEGAL AND GENERAL ASSURANCE PENSIONS MANAGEMENT LIMITED	22.951	22.951
1272 LEGAL AND GENERAL ASSURANCE PENSIONS MANAGEMENT LIMITED	23.628	23.628
1273 LEGAL AND GENERAL ASSURANCE PENSIONS MANAGEMENT LIMITED	27.646	27.646
1278 LEGAL AND GENERAL ASSURANCE PENSIONS MANAGEMENT LIMITED	29.264	29.264
1274 LEGAL AND GENERAL ASSURANCE PENSIONS MANAGEMENT LIMITED	32.304	32.304
1282 LEGAL AND GENERAL ASSURANCE PENSIONS MANAGEMENT LIMITED	47.569	47.569
1277 LEGAL AND GENERAL ASSURANCE PENSIONS MANAGEMENT LIMITED	57.140	57.140
1262 LEGAL AND GENERAL ASSURANCE PENSIONS MANAGEMENT LIMITED	86.994	86.994
1268 LEGAL AND GENERAL ASSURANCE PENSIONS MANAGEMENT LIMITED	113.413	113.413
1280 LEGAL AND GENERAL ASSURANCE PENSIONS MANAGEMENT LIMITED	195.432	195.432
1275 LEGAL AND GENERAL ASSURANCE PENSIONS MANAGEMENT LIMITED	272.305	272.305
1265 LEGAL AND GENERAL ASSURANCE PENSIONS MANAGEMENT LIMITED	414.184	414.184
1271 LEGAL AND GENERAL ASSURANCE PENSIONS MANAGEMENT LIMITED	527.487	527.487
1283 LEGAL AND GENERAL ASSURANCE PENSIONS MANAGEMENT LIMITED	1.463.648	1.463.648
1287 LEGAL AND GENERAL CCF	3.733	3.733
1286 LEGAL AND GENERAL CCF	6.017	6.017
1284 LEGAL AND GENERAL CCF	6.832	6.832
1285 LEGAL AND GENERAL CCF	7.530	7.530
1289 LEGAL AND GENERAL COLLECTIVE INVESTMENT TRUST.	661	661
1290 LEGAL AND GENERAL COLLECTIVE INVESTMENT TRUST.	41.070	41.070
1288 LEGAL AND GENERAL COLLECTIVE INVESTMENT TRUST.	107.902	107.902
1291 LEGAL AND GENERAL EUROPEAN INDEX TRUST	376.660	376.660
1292 LEGAL AND GENERAL GLOBAL EQUITY INDEX FUND	4.307	4.307
1294 LEGAL AND GENERAL ICAV	56	56
1293 LEGAL AND GENERAL ICAV	521	521
1295 LEGAL AND GENERAL INTERNATIONAL INDEX TRUST	58.932	58.932
1296 LEGAL AND GENERAL INVESTMENT MANAGEMENT	21.364	21.364
1297 LEGAL AND GENERAL MSCI EAFE FUND LLC	44.706	44.706
1298 LEGAL AND GENERAL MSCI EAFE SL FUND LLC	23.326	23.326
1589 LEGAL AND GENERAL UCITS ETF PLC	559	559
1590 LEGAL AND GENERAL UCITS ETF PLC	11.817	11.817
1740 LEGAL AND GENERAL UCITS ETF PLC	15.998	15.998
1741 LEGAL AND GENERAL UCITS ETF PLC	23.260	23.260
1299 LGIASUPER	155.527	155.527
1301 LGPS CENTRAL AUTHORISED CONTRACTUAL SCHEME	217	217
1300 LGPS CENTRAL AUTHORISED CONTRACTUAL SCHEME	892	892
577 LIF-LYXOR MSCI WORLD CATHOL PR	2.884	2.884
1302 LOCKHEED MARTIN CORPORATION MASTER RETIREMENT TRUST.	302	302
1871 LOF TARGETNETZERO EUROPE EQUITY	225	225
894 LOMBARD ODIER FUNDS (SWITZERLAND) SA "I3D, FIGO OU CIFOP"	83.544	83.544
1303 LORD MAYOR'S CHARITABLE FOUNDATION	724	724

Mediobanca S.p.A.

Assemblea ordinaria e straordinaria

28 ottobre 2021

Esito della votazione sul punto 1.2
dell'ordine del giorno

SCHEDA NOMINATIVO

	NUMERO DI AZIONI	
	TOTALE	CON DIRITTO DI VOTO
1304 LOS ANGELES CITY EMPLOYEES RETIREMENT SYSTEM	20.511	20.511
254 LOS ANGELES COUNTY EMPLOYEES RETIREMENT ASSOCIATI	2.838	2.838
1742 LOUISIANA STATE EMPLOYEES RETIREMENT SYSTEM	1	1
895 LSV GLOBAL VALUE FUND	13.100	13.100
1305 LSV INTERNATIONAL (AC) VALUE EQUITY FUND LP	487.200	487.200
1306 LSV INTERNATIONAL VALUE EQUITY TRUST	348.200	348.200
1307 LTW INVESTMENTS LLC	40.890	40.890
1872 LUX IM BLACKROCK GLOBAL EQUITY DIVIDEND	108.972	108.972
255 LVIP DIMENSIONAL INTERNATIONAL CORE EQUITY FUND	27.877	27.877
256 LVIP SSGA INTERNATIONAL INDEX FUND	101.836	101.836
896 LVUI EQUITY EUROPE	77.993	77.993
897 LVUI EQUITY WORLD EX EUROPE	3.232	3.232
579 LYX IND FD-LYXOR CORE EURO STO	46.518	46.518
580 LYX IND FD-LYXOR CORE STOXX EU	188.997	188.997
581 LYXINDEX FUND - LYXOR MSCI EMU	91.893	91.893
898 LYXOR 1 STOXX EUROPE 600 UCITS ETF	3.050	3.050
582 LYXOR CORE MSCI WORLD (DR) UCI	15.325	15.325
583 LYXOR FTSE MIB UCITS ETF	1.220.037	1.220.037
584 LYXOR MSCI EUROPE UCITS ETF	59.241	59.241
257 M INTERNATIONAL EQUITY FUND	7.518	7.518
899 M&G (LUX) INVESTMENT FUNDS 2 FCP - M&G (LUX) EUROPE EX UK INDEX FUND	21.819	21.819
258 MACKENZIE INTERNATIONAL EQUITY INDEX ETF	815	815
259 MACKENZIE MAX DIVERSIFICATION DEVELOPED EUR INDEX ETF	601	601
900 MACQUARIE INTERNATIONAL EQUITIES FUND	10.227	10.227
901 MACQUARIE MULTI-FACTOR FUND	51.789	51.789
902 MAIN I - UNIVERSAL - FONDS	13.775	13.775
903 MAIN I - UNIVERSAL - FONDS	102.861	102.861
585 MAIS S.P.A.	180.000	180.000
1489 MAIS S.P.A.	1.432.080	1.432.080
1490 MAIS S.P.A.	1.911.315	1.911.315
260 MAJOR LEAGUE BASEBALL PLAYERS PENSION PLAN	80.800	80.800
1743 MAN GLG EUROPEAN EQUITY ALTERNATIVE	4.673	4.673
1309 MAN INSIGHT LIMITED	88	88
1308 MAN INSIGHT LIMITED	844	844
1310 MAN MULTI-STRATEGY MASTER FUND MAPLES CORPORATE SERVICES LIMITES	655	655
261 MANAGED INVESTMENT FUNDS ICVCINTERNATIONAL EQUITY TRACKER FUND	2.569	2.569
265 MANAGED PENSION FUNDS LIMITED	2.922	2.922
264 MANAGED PENSION FUNDS LIMITED	60.437	60.437
263 MANAGED PENSION FUNDS LIMITED	78.275	78.275
262 MANAGED PENSION FUNDS LIMITED	249.489	249.489
1537 MANTEGNA 87 S.R.L.	900.000	900.000
267 MANULIFE INVESTMENT MANAGEMENT INTERNATIONAL EQUITY INDEX POOLED FUND	22.814	22.814
1591 MANULIFE MULTIFACTOR DEVELOPED INTERNATIONAL INDEX ETF	46.917	46.917
1744 MANVILLE PERSONAL INJURY SETTLEMENT TRUST	3.064	3.064
1592 MARANIC II LLC	7.731	7.731
269 MARIGOLD TACTICAL STRATEGIES LTD	2.846	2.846
1311 MARSH AND MCLENNAN MASTER RETIREMENT TRUST	138.900	138.900
271 MARYLAND STATE RETIREMENT PENSION SYSTEM	1	1
273 MARYLAND STATE RETIREMENT PENSION SYSTEM	33.246	33.246
272 MARYLAND STATE RETIREMENT PENSION SYSTEM	156.882	156.882
274 MASSACHUSETTS BAY TRANSPORTATION AUTHORITY RETIREMENT FUND	17.181	17.181

Mediobanca S.p.A.

Assemblea ordinaria e straordinaria

28 ottobre 2021

**Esito della votazione sul punto 1.2
dell'ordine del giorno**

SCHEDA NOMINATIVO

	NUMERO DI AZIONI	
	TOTALE	CON DIRITTO DI VOTO
275 MATB MSCI KOKUSAI INDEX MOTHER FUND	8.246	8.246
276 MD INTERNATIONAL VALUE FUND	22.100	22.100
277 MDPIM INTERNATIONAL EQUITY INDEX POOL	30.955	30.955
278 MDPIM INTERNATIONAL EQUITY POOL	122.300	122.300
904 MEDIA SUPER	18.366	18.366
1491 MEDIOLANUM VITA S.P.A.	6.450.398	6.450.398
279 MERCER DIOCESE OF BROOKLYN GROWTH STRATEGY	51.604	51.604
280 MERCER DIOCESE OF BROOKLYN LAY PENSION INVESTMENT TRUST	28.366	28.366
281 MERCER FFTC NONUS EQUITY INVESTMENT PORTFOLIO LLC	19.300	19.300
282 MERCER INTERNATIONAL EQUITY FUND	15.400	15.400
283 MERCER NONUS CORE EQUITY FUND	291.800	291.800
1312 MERCER PASSIVE INTERNATIONAL SHARES FUND	3.633	3.633
1313 MERCER PRIVATE WEALTH INTERNATIONAL FOCUSED EQUITY POOL	11.447	11.447
290 MERCER QIF CCF	6.815	6.815
289 MERCER QIF CCF	9.826	9.826
286 MERCER QIF CCF	11.161	11.161
288 MERCER QIF CCF	11.660	11.660
285 MERCER QIF CCF	21.470	21.470
284 MERCER QIF CCF	27.458	27.458
287 MERCER QIF CCF	105.526	105.526
291 MERCER UCITS COMMON CONTRACTUALFUND	25.051	25.051
907 MERCER UNHEDGED OVERSEAS SHARES TRUST	1.944	1.944
905 MERCER UNHEDGED OVERSEAS SHARES TRUST	5.187	5.187
906 MERCER UNHEDGED OVERSEAS SHARES TRUST	5.975	5.975
1314 MERCY INVESTMENT SERVICES INC	1	1
1540 MERE GALLI MAURO	3.003	3.003
1745 METROPOLITAN LIFE INSURANCE COMPANY	8.105	8.105
1746 METROPOLITAN LIFE INSURANCE COMPANY	24.652	24.652
292 METZLER ASSET MANAGEMENT GMBH FOR MIFONDS 415	122.300	122.300
293 MG INVESTMENT FUNDS (1) MG EUROPEAN INDEX TRACKER FUND	7.809	7.809
1927 MGEN ACTION	88.926	88.926
294 MGI FUNDS PLC	30.869	30.869
1747 MI FONDS K11	16.540	16.540
1315 MICHIGAN CATHOLIC CONFERENCE MASTER PENSION TRUST	464	464
295 MICROSOFT CORPORATION SAVINGS PLUS 401(K) PLAN	26.442	26.442
1748 MIDDLETOWN WORKS HOURLY AND SALARIED UNION RETIREES HEALTHCARE FUND	4.006	4.006
1316 MIGROS BANK (LUX) FONDS 30	2.000	2.000
908 MINE SUPERANNUATION FUND	4.743	4.743
909 MINISTRY OF ECONOMY AND FINANCE	31.522	31.522
910 MINISTRY OF ECONOMY AND FINANCE	268.959	268.959
1492 MINOZZI ROMANO	929.100	929.100
1319 MLC INVESTMENTS, MLC LIMITED	8.957	8.957
1318 MLC INVESTMENTS, MLC LIMITED	33.006	33.006
1317 MLC INVESTMENTS, MLC LIMITED	167.367	167.367
296 MM MSCI EAFE INTERNATIONAL INDEX FUND	7.537	7.537
1593 MONETARY AUTHORITY OF MACAO	16.622	16.622
297 MONETARY AUTHORITY OF SINGAPORE	11.123	11.123
298 MORGAN STANLEY INSTITUTIONAL FUND TRUST - GLOBAL STRATEGIST PORTFOLIO	3.135	3.135
1529 MORGAN STANLEY INVESTMENT FUNDS	53	53
593 MORGAN STANLEY PATHWAY FUNDS	12.499	12.499
299 MORGAN STANLEY VARIABLE INSURANCE FUND, INC. GLOBAL STRATEGIST PORTFOLIO	390	390

Mediobanca S.p.A.

Assemblea ordinaria e straordinaria

28 ottobre 2021

**Esito della votazione sul punto 1.2
dell'ordine del giorno**

SCHEDA NOMINATIVO

	NUMERO DI AZIONI	
	TOTALE	CON DIRITTO DI VOTO
911 MSCI ACWI EX-U.S. IMI INDEX FUND B2	40.401	40.401
912 MSCI EQUITY INDEX FUND B - ITALY (MSITB)	297.303	297.303
913 MSCI EUROPE EQUITY INDEX FUND B (EUROSECB)	124.406	124.406
1320 MUGUET VENTURES LLC	1.384	1.384
594 MUL- LYX FTSE IT ALL CAP PIR 2	16.432	16.432
595 MUL-LYX NET ZERO 2050 SP EUROP	9.080	9.080
596 MUL-LYX NET ZERO 2050 SP WORLD	2.905	2.905
597 MUL-LYX NET ZERO 50 SP EUROZ C	251.837	251.837
598 MUL-LYXOR MSCI WORLD CLIMATE C	2.295	2.295
300 MULTI STYLE MULTI MANAGER FUNDSPLC	132.534	132.534
599 MULTI UNITS LUX-LYXOR CORE MSC	41.818	41.818
1321 MUNICIPAL EMPLOYEES' ANNUITY AND BENEFIT FUND OF CHICAGO	1.902	1.902
914 MY-AMD GLOBAL MULTI ASSET FUND	5.589	5.589
1322 NATIONAL COUNCIL FOR SOCIAL SEC FUND	5.055	5.055
1323 NATIONAL COUNCIL FOR SOCIAL SECURITY FUND PRC	8.360	8.360
1749 NATIONAL ELEVATOR INDUSTRY PENSION PLAN	131.600	131.600
301 NATIONAL EMPLOYMENT SAVINGS TRUST	66.945	66.945
1594 NATIONAL FUNERAL TRUST	2.859	2.859
1750 NATIONAL TREASURY MANAGEMENT AGCY	2.245	2.245
915 NATIONWIDE INTERNATIONAL INDEX FUND	46.974	46.974
302 NATWEST ST JAMES'S PLACE BALANCED MANAGED UNIT TRUST	670.355	670.355
303 NATWEST ST JAMES'S PLACE GLOBALEQUITY UNIT TRUST	399.545	399.545
1324 NATWEST TRUSTEE AND DEPOSITARY SERVICES LIMITED AS TRUSTEE O	6.216	6.216
304 NATWEST TRUSTEE AND DEPOSITARY SERVICES LIMITED AS TRUSTEE OF ST. JAMES'S PLACE S	20.997	20.997
1325 NBIMC EAFE EQUITY INDEX FUND - CLASS N.	884	884
1326 NBIMC EAFE EQUITY INDEX FUND.	15.149	15.149
1327 NELKE PARTNERSHIP C/O NORTHERN TRUST COMPANY MANAGER	2.366	2.366
305 NEW AIRWAYS PENSION SCHEME	16.209	16.209
916 NEW YORK LIFE INSURANCE & ANNUITY CORPORATION	5.318	5.318
917 NEW YORK STATE COMMON RETIREMENT FUND	3.507	3.507
306 NEW YORK STATE DEFERRED COMPENSATION PLAN	6.563	6.563
307 NEW YORK STATE DEFERRED COMPENSATION PLAN	9.174	9.174
310 NEW YORK STATE TEACHERS RETIREMENT SYSTEM	20.640	20.640
309 NEW YORK STATE TEACHERS RETIREMENT SYSTEM	196.888	196.888
308 NEW YORK STATE TEACHERS RETIREMENT SYSTEM	239.700	239.700
1328 NEW ZEALAND SUPERANNUATION FUND	695	695
1329 NEW ZEALAND SUPERANNUATION FUND	1.106	1.106
1330 NEWBURG NOMINEES LIMITED INVESTORSWHOLESALE GLOBAL EQUITY (INDEX) TRUST	53.005	53.005
1751 NEXTERA ENERGY DUANE ARNOLD LLC	1.404	1.404
1752 NEXTERA ENERGY DUANE ARNOLD LLC QUALIFIED DECOMMISSIONING THE DUANE ARNOLD EN	820	820
1595 NEXTERA ENERGY POINT BEACH LLC NON QUALIFIED DECOMMISSIONI NT BEACH NUCLEAR PLA	9.142	9.142
919 NFS LIMITED	21.537	21.537
918 NFS LIMITED	151.900	151.900
1873 NIF I ALLIANZ BERNSTEIN	542.622	542.622
1331 NINE MILE POINT NDT QUALIFIED PARTNERSHIP	4.900	4.900
920 NN (L) INSTITUTIONAL FCP	7.400	7.400
921 NN (L) SICAV	6.300	6.300
1530 NORDEA 1 SICAV	1.483.247	1.483.247
922 NORDEA DONATIONSMEDELSFOND	11.829	11.829
923 NORDEA EUROPEAN PASSIVE FUND	9.631	9.631
924 NORDEA GLOBAL PASSIVE FUND	22.260	22.260

Mediobanca S.p.A.

Assemblea ordinaria e straordinaria

28 ottobre 2021

**Esito della votazione sul punto 1.2
dell'ordine del giorno**

SCHEDA NOMINATIVO

	NUMERO DI AZIONI	
	TOTALE	CON DIRITTO DI VOTO
1332 NORGES BANK	204.723	204.723
1334 NORTH DAKOTA STATE INVESTMENT BOARD.	19.900	19.900
1333 NORTH DAKOTA STATE INVESTMENT BOARD.	170.287	170.287
1335 NORTHERN FUNDS - INTERNATIONAL EQUITY INDEX FUND	207.130	207.130
1336 NORTHERN TRUST GLOBAL INVESTMENTS COLLECTIVE FUNDS TRUST	140.756	140.756
1337 NORTHERN TRUST GLOBAL INVESTMENTS COLLECTIVE FUNDS TRUST	229.656	229.656
1338 NORTHERN TRUST GLOBAL INVESTMENTS COLLECTIVE FUNDS TRUST	1.070.597	1.070.597
1342 NORTHERN TRUST UCITS COMMON CONTRACTUAL FUND	4.073	4.073
1344 NORTHERN TRUST UCITS COMMON CONTRACTUAL FUND	7.379	7.379
1341 NORTHERN TRUST UCITS COMMON CONTRACTUAL FUND	10.047	10.047
1340 NORTHERN TRUST UCITS COMMON CONTRACTUAL FUND	56.134	56.134
1343 NORTHERN TRUST UCITS COMMON CONTRACTUAL FUND	120.772	120.772
1339 NORTHERN TRUST UCITS COMMON CONTRACTUAL FUND	126.317	126.317
1345 NORTHERN TRUST UCITS FGR FUND	103.413	103.413
311 NORTHROP GRUMMAN CORPORATION VEBA MASTER TRUST I	4.356	4.356
312 NORTHROP GRUMMAN PENSION MASTERTRUST	124.814	124.814
1346 NOVANT HEALTH INC.	32.200	32.200
1347 NS PARTNERS GLOBAL EQUITY FUND.	5.945	5.945
1348 NS PARTNERS INTERNATIONAL EQUITY FUND	40.843	40.843
1753 NSP MINNESOTA PRAIRIE 2 RETAIL QUALIFIED TRUST	4.949	4.949
1754 NSP MINNESOTA PRAIRIE I RETAIL QUALIFIED TRUST	4.008	4.008
1755 NSPMONTICELLO MINNESOTA RETAIL QUALIFIED TRUST	9.348	9.348
1349 NT WORLD GREEN TRANSITION INDEX FUND	583	583
1350 NTGI-QM COMMON DAILY ALL COUNTRY WORLD EX-US INVESTABLE MARKET INDEX FUND - NON	19.291	19.291
1351 NTGI-QM COMMON DAILY EAFE INDEX FUND - LENDING	33.415	33.415
1352 NTGI-QM COMMON DAILY EAFE INDEX FUND - NON LENDING	97.034	97.034
925 NVIT INTERNATIONAL INDEX FUND	72.175	72.175
1353 O'BRIEN FAMILY TRUST OF 2001 UAD 04/10/01 DENNIS O'BRIEN & GLORIA O'BRIEN TTEES	1.917	1.917
600 OFI FINANCIAL INVES-RS EURO EQ	63.105	63.105
1354 OMEGA FFIP LIMITED PARTNERSHIP.	1.859	1.859
926 ONEPATH GLOBAL SHARES - LARGE CAP (UNHEDGED) INDEXPOOL	60.483	60.483
314 ONTARIO POWER GENERATION INC .	61.664	61.664
315 ONTARIO POWER GENERATION INC .	122.568	122.568
316 OPENWORLD PUBLIC LIMITED COMPANY	766	766
1355 OPSEU PENSION PLAN TRUST FUND	46.846	46.846
1356 ORIZABA LP	14.048	14.048
1756 OVERSEAS FUND	24.720	24.720
1357 P3-EQ LLC	3.117	3.117
1757 PACIFIC GAS AND ELECTRIC COMPANY NUCLEAR FACILITIES QUALIFIE	12.265	12.265
1758 PANAGORA GROUP TRUST	6.293	6.293
1759 PENN SERIES DEVELOPED INTERNATIONAL INDEX FUND	3.828	3.828
927 PENSION INTERNATIONAL EQUITY TACTICAL SMART BETA MOTHER FUND	1.311	1.311
1760 PENSION RESERVES INVESTMENT TRUST FUND	112.800	112.800
320 PEOPLE S BANK OF CHINA	11.136	11.136
318 PEOPLE S BANK OF CHINA	81.511	81.511
317 PEOPLE S BANK OF CHINA	94.223	94.223
319 PEOPLE S BANK OF CHINA	115.787	115.787
321 PEOPLE'S BANK OF CHINA	7.897	7.897
1358 PERMANENT FUND INVESTMENTS LLC	17.113	17.113
929 PERTUBUHAN KESELAMATAN SOSIAL	11.555	11.555
928 PERTUBUHAN KESELAMATAN SOSIAL	21.640	21.640

Mediobanca S.p.A.

Assemblea ordinaria e straordinaria

28 ottobre 2021

**Esito della votazione sul punto 1.2
dell'ordine del giorno**

SCHEDA NOMINATIVO

	NUMERO DI AZIONI	
	TOTALE	CON DIRITTO DI VOTO
601 PGIM ETF TRUST - PGIM QMA STRA	8.314	8.314
1761 PGIM QMA INTERNATIONAL DEVELOPED MARKETS INDEX FUND	2.856	2.856
930 PHILADELPHIA GAS WORKS PENSION PLAN	1.661	1.661
931 PICTET - QUEST EUROPE SUSTAINABLE EQUITIES	716.024	716.024
932 PICTET CH - GLOBAL EQUITIES	6.968	6.968
933 PICTET CH INSTITUTIONAL - EUROPEAN EX SWISS EQUITIES TRACKER	3.869	3.869
934 PICTET CH INSTITUTIONAL - EUROPEAN EX SWISS EQUITIES TRACKER	15.410	15.410
935 PICTET CH INSTITUTIONAL - EUROPEAN EX SWISS EQUITIES TRACKER EX SL	25.345	25.345
936 PICTET CH INSTITUTIONAL - WORLD EX SWISS EQUITIES TRACKER	7.441	7.441
937 PICTET CH INSTITUTIONAL - WORLD EX SWISS EQUITIES TRACKER US TE	7.441	7.441
938 PICTET CH INSTITUTIONAL-WORLD EX SWISS EQUITIES TRACKER US TE EX SL	3.745	3.745
939 PICTET-EUROLAND INDEX	49.845	49.845
940 PICTET-EUROPE INDEX	73.256	73.256
941 PIR EQUITY AXA ASSICURAZIONI	60.000	60.000
943 PK CSG WORLD EQUITY CREDIT SUISSE FUNDS AG	3.836	3.836
942 PK CSG WORLD EQUITY CREDIT SUISSE FUNDS AG	10.035	10.035
1359 PLEIADES TRUST	29.039	29.039
1360 POINT72 LONDON INVESTMENTS LTD. C/O WALKERS CORPORATE LIMITED CAYMAN	183.217	183.217
1762 POOL REINSURANCE CO LTD	10.543	10.543
1361 PRAMERICA FLEXIBLE TRILOGY PRAMERICA SGR S.P.A.	4.215	4.215
1362 PRAMERICA SGR S.P.A. PRAMERICA MITO 50 (MULTIASSET ITALIAN OPPORTUNITIES 50)	92.066	92.066
1363 PRAMERICA SICAV - GLOBAL EQUITY	12.833	12.833
1364 PRAMERICA TR MEGATREND II PRAMERICA SGR S.P.A	4.956	4.956
1365 PRAMERICA TR MEGATREND II PRAMERICA SGR S.P.A.	19.893	19.893
944 PRAXIS INTERNATIONAL INDEX FUND	29.677	29.677
1366 PREMIER MITON EUROPEAN EQUITY INCOME FUND	11.272	11.272
1367 PRESBYTERIAN CHURCH (USA) FOUNDATION	12.906	12.906
945 PREVOYANCE NE FUND PREVOYANCE NE GLOBAL ASSETS CREDIT SUISSE FUNDS AG	5.433	5.433
322 PRINCIPAL EXCHANGE-TRADED FUNDS-PRINCIPAL INTERNATIONAL ADAPTIVE MULTI-FACTOR E1	4.554	4.554
1763 PRINCIPAL FUNDS INC GLOBAL DIVERSIFIED INCOME FUND	173.309	173.309
324 PRINCIPAL GLOBAL INVESTORS COLLECTIVE INVESTMENT TRUST	135.474	135.474
323 PRINCIPAL GLOBAL INVESTORS COLLECTIVE INVESTMENT TRUST	5.136.501	5.136.501
325 PRINCIPAL INTERNATIONAL MULTIFACTOR ETF	4.729	4.729
327 PRINCIPAL LIFE INSURANCE COMPANY	1.106.549	1.106.549
326 PRINCIPAL LIFE INSURANCE COMPANY	2.096.002	2.096.002
1368 PRINCIPAL MPF EUROPEAN EQUITY FUND	95.315	95.315
1370 PRINCIPAL TRUST COMPANY ASIA LIMITED	16.463	16.463
1369 PRINCIPAL TRUST COMPANY ASIA LIMITED	328.120	328.120
1764 PRINCIPAL VARIABLE CONTRACTS FUNDS INC DIVERSIFIED INTE	200.279	200.279
1371 PRIVATE CLIENT GLOBAL EQUITY PORTFOLIO	767.672	767.672
1874 PRIVILEGE - JP MORGAN PAN EUROPEAN FLEXIBLE EQUITY	26.743	26.743
1372 PRO-GEN INVESTMENTS LLC	411	411
946 PRUDENTIAL PENSIONS LIMITED	5.262	5.262
947 PRUDENTIAL PENSIONS LIMITED	6.738	6.738
329 PRUDENTIAL RETIREMENT INSURANCE ANNUITY COMPANY	24.981	24.981
328 PRUDENTIAL RETIREMENT INSURANCE ANNUITY COMPANY	52.700	52.700
330 PUBLIC AUTHORITY FOR SOCIAL INSURANCE	4.020	4.020
1765 PUBLIC EMPLOYEE RETIREMENT SYSTEM OF IDAHO	28.686	28.686
1373 PUBLIC EMPLOYEES RETIREMENT ASSOCIATION OF COLORADO	159.524	159.524
1767 PUBLIC EMPLOYEES RETIREMENT ASSOCIATION OF NEW MEXICO	1	1
1766 PUBLIC EMPLOYEES RETIREMENT ASSOCIATION OF NEW MEXICO	199	199

Mediobanca S.p.A.

Assemblea ordinaria e straordinaria

28 ottobre 2021

**Esito della votazione sul punto 1.2
dell'ordine del giorno**

SCHEDA NOMINATIVO

	NUMERO DI AZIONI	
	TOTALE	CON DIRITTO DI VOTO
1768 PUBLIC EMPLOYEES RETIREMENT SYSTEM OF MISSISSIPPI	1	1
1770 PUBLIC EMPLOYEES RETIREMENT SYSTEM OF MISSISSIPPI	2.003	2.003
1769 PUBLIC EMPLOYEES RETIREMENT SYSTEM OF MISSISSIPPI	175.928	175.928
1771 PUBLIC EMPLOYEES RETIREMENT SYSTEM OF NEVADA	164.819	164.819
1772 PUBLIC EMPLOYEES RETIREMENT SYSTEM OF NEVADA	169.230	169.230
1597 PUBLIC EMPLOYEES RETIREMENT SYSTEM OF OHIO	36.778	36.778
1598 PUBLIC EMPLOYEES RETIREMENT SYSTEM OF OHIO	46.627	46.627
1596 PUBLIC EMPLOYEES RETIREMENT SYSTEM OF OHIO	411.700	411.700
1374 PUBLIC SECTOR PENSION INVESTMENT BOARD	256	256
1375 PUBLIC SECTOR PENSION INVESTMENT BOARD	281.816	281.816
948 PUTM AUTHORISED CONTRACTUAL SCHEME - PUTM ACS EUROPEAN EX UK FUND	1.359.190	1.359.190
949 PUTM EUROPEAN UNIT TRUST	20.136	20.136
1377 QIC INTERNATIONAL EQUITIES FUND	4.400	4.400
1376 QIC INTERNATIONAL EQUITIES FUND	11.991	11.991
1378 QIC LISTED EQUITIES FUND	19.948	19.948
1379 QSUPER	14.012	14.012
1773 QUALITY EDUCATION FUND	1.245	1.245
1928 QUERCUS	204.590	204.590
1380 R.E. GINNA NUCLEAR POWER PLANT QUALIFIED FUND	2.500	2.500
1774 RAYTHEON TECHNOLOGIES CORPORATION MASTER RETIREMENT TRUST	19.522	19.522
1381 RBC O'SHAUGHNESSY INTERNATIONAL EQUITY FUND	7.535	7.535
1382 RBC QUANT EAFE EQUITY LEADERS ETF	689	689
1383 RDM LIQUID LLC	24.005	24.005
950 REASSURE LIMITED	3.583	3.583
952 REASSURE LIMITED	16.464	16.464
951 REASSURE LIMITED	213.335	213.335
953 REED ELSEVIER PENSION SCHEME	84.425	84.425
331 REGIME DE RENTES DU MOUVEMENT DESJARDINS	5.276	5.276
332 RENAISSANCE GLOBAL EQUITY PRIVATE POOL	2.966	2.966
333 RENAISSANCE INTERNATIONAL EQUITY PRIVATE POOL	29.396	29.396
1929 RENDEMENT DIVERSIFIE M	17.489	17.489
334 RETAIL EMPLOYEES SUPERANNUATIONTRUST	21.763	21.763
1775 RETIREMENT BENEFITS INVESTMENT FUND	5.268	5.268
335 RHUMBLINE INTERNATIONAL POOLED INDEX TRUST	12.028	12.028
336 RHUMBLINE LOW CARBON INDEX FUNDLLC	16.579	16.579
1776 RIVER AND MERCANTILE GLOBAL HIGH ALPHA FUND	67.700	67.700
1599 ROBINSON UNIT 2 QUALIFIED NUCLEAR DECOMMISSIONING FUND	3.063	3.063
337 ROCHE U.S. RETIREMENT PLANS MASTER TRUST	222.400	222.400
1930 ROPS EURO P	79.423	79.423
1931 ROPS-SMART INDEX EURO	76.211	76.211
1384 ROSEDENE LLC	3.861	3.861
338 ROYAL LONDON ASSET MANAGEMENT BOND FUNDS PLC	20.049	20.049
954 ROYAL LONDON EQUITY FUNDS ICVC	114.561	114.561
955 ROYAL LONDON EQUITY FUNDS ICVC	804.300	804.300
956 ROYAL LONDON GROUP PENSION SCHEME	240	240
4 RUBR. 10019 SERVIZIO ITALIA SPA	10.200.000	10.200.000
339 RUSSELL INVESTMENT COMPANY MULTIFACTOR INTERNATIONAL EQUITY FUND	23.764	23.764
340 RUSSELL INVESTMENT COMPANY TAXMANAGED INTERNATIONAL EQUITY FUND	19.127	19.127
341 RUSSELL INVESTMENTS LOW CARBON GLOBAL SHARES FUND	12.295	12.295
342 RUSSELL INVESTMENTS MULTIASSET FACTOR EXPOSURE FUND	27.252	27.252
343 RUSSELL INVESTMENTS MULTIFACTORINTERNATIONAL EQUITY POOL	3.111	3.111

Mediobanca S.p.A.

Assemblea ordinaria e straordinaria

28 ottobre 2021

**Esito della votazione sul punto 1.2
dell'ordine del giorno**

SCHEDA NOMINATIVO

	NUMERO DI AZIONI	
	TOTALE	CON DIRITTO DI VOTO
1385 S. ROBSON WALTON 1999 CHILDRENS TRUST	1.415	1.415
1386 S. ROBSON WALTON 2009 GRAT NO. 4 ARTICLE II TRUST	767	767
1387 S. ROBSON WALTON 2010 TRUST	3.702	3.702
1493 S.M.I.L. SRL	622.650	622.650
957 SABADELL EUROACCION, FI	97.635	97.635
958 SABADELL EUROPA BOLSA, FI	144.200	144.200
959 SABADELL INVERSION ETICA Y SOLIDARIA, FI	23.433	23.433
960 SABADELL PLANIFICACION 25, FI	13.730	13.730
961 SABADELL PLANIFICACION 50, FI	4.058	4.058
344 SACRAMENTO COUNTY EMPLOYEES RETIREMENT SYSTEM	192.000	192.000
1932 SAKKARAH 7	25.998	25.998
1388 SALIX LLC	19.663	19.663
1389 SAMSUNG GLOBAL CORE EQUITY FUND	1.916	1.916
1600 SAN DIEGO COUNTY EMPLOYEES RETIREMENT ASSOCIATION	5.854	5.854
1390 SANFORD C. BERNSTEIN & CO DBT INTERNATIONAL VALUE	88.447	88.447
1391 SANFORD C. BERNSTEIN AND CO DBT TAX MANAGED INTERNATIONAL BLEND SERIES	32.252	32.252
962 SANLAM UNIVERSAL FUNDS PLC	3.969	3.969
964 SAS TRUSTEE CORPORATION POOLED FUND	16.716	16.716
963 SAS TRUSTEE CORPORATION POOLED FUND	18.522	18.522
1777 SAUDI ARABIAN MONETARY AUTHORITY	1.927	1.927
965 SBC MASTER PENSION TRUST	13.479	13.479
966 SBC MASTER PENSION TRUST	24.844	24.844
1494 SCHEMATRENTATRE S.P.A.	18.625.029	18.625.029
967 SCHRODER INTERNATIONAL MULTI-CAP EQUITY TRUST	361.770	361.770
1531 SCHRODER INTERNATIONAL SELECTION FUND	419.271	419.271
968 SCHWAB FUNDAMENTAL INTERNATIONAL LARGE COMPANY INDEX FUND	44.067	44.067
345 SCHWAB FUNDAMENTAL INTERNATIONAL LARGE COMPANY INDEX ETF	221.395	221.395
346 SCHWAB INTERNATIONAL EQUITY ETF	936.771	936.771
969 SCHWAB INTERNATIONAL INDEX FUND	313.320	313.320
347 SCOTIA INTERNATIONAL EQUITY INDEX TRACKER ETF	5.132	5.132
348 SCOTTISH WIDOWS INVESTMENT SOLUTIONS FUNDS ICVC- EUROPEAN (EX UK) EQUITY FUND	102.671	102.671
1392 SDA INTL EQUITY INDEX FD-WORLD	17.567	17.567
970 SDK K3 FONDS	9.500	9.500
349 SEASONS SERIES TRUST SA MULTI-MANAGED INTERNATIONAL EQUITY PORTF	4.560	4.560
1875 SEEYOND EUROPE MARKET NEUTRAL	1.891	1.891
615 SEI GLOBAL MASTER FUND PLC	7.306	7.306
971 SEI INSTITUTIONAL INVESTMENTS TRUST - WORLD EQUITY EX-US FUND	2.784.930	2.784.930
350 SELFFINANCING POSTSECONDARY EDUCATION FUND	406	406
1778 SEMPRA ENERGY PENSION MASTER TRUST	13.594	13.594
1393 SENTINEL INTERNATIONAL TRUST	7.586	7.586
1495 SERECO RE S.A.	2.861.250	2.861.250
351 SERVICES GROUP OF AMERICA INC	26.036	26.036
1779 SEVENTH SWEDISH NATIONAL PENSION FUND AP7 EQUITY FUND	17.773	17.773
616 SG ACTIONS EURO SELECTION	430.233	430.233
617 SG ACTIONS EURO SMALL CAP	55.438	55.438
618 SG ACTIONS EUROPE LARGE CAP	242	242
619 SG ACTIONS MONDE	19.914	19.914
1601 SHELL CANADA 2007 PENSION PLAN	3.996	3.996
1602 SHELL CANADA 2007 PENSION PLAN 400	3.321	3.321
1603 SHELL NEDERLAND PENSIOENFONDS STICHTING	2.337	2.337
1781 SHELL PENSION TRUST	8.609	8.609

Mediobanca S.p.A.

Assemblea ordinaria e straordinaria

28 ottobre 2021

**Esito della votazione sul punto 1.2
dell'ordine del giorno**

SCHEDA NOMINATIVO

	NUMERO DI AZIONI	
	TOTALE	CON DIRITTO DI VOTO
1780 SHELL PENSION TRUST	14.108	14.108
972 SHELL PENSIONS TRUST LIMITED AS TRUSTEE OF SHELL CONTRIBUTORY PENSION FUND	9.258	9.258
973 SHELL TRUST (BERMUDA) LIMITED AS TRUSTEE OF THE SHELL INTERNATIONAL PENSION FUND	3.085	3.085
974 SHELL TRUST (BERMUDA) LTD AS TRUSTEE OF THE SHELL OVERSEAS CONTRIBUTORY PENSION	5.274	5.274
1782 SHERIFFS PENSION AND RELIEF FUND	34.885	34.885
1394 SHIMODA HOLDINGS LLC	239	239
975 SHINKO GLOBAL EQUITY INDEX MOTHER FUND	225	225
976 SICAV GEFIP DYNAMIQUE	309.000	309.000
1783 SIEMENS BALANCED	13.493	13.493
1784 SIEMENS EMU EQUITIES	33.129	33.129
977 SIEMENS-FONDS SIEMENS-RENTE	107.145	107.145
620 SILVER AMUNDI EURO EQUITY	257.709	257.709
1395 SILVER GROWTH FUND LP	5.154	5.154
978 SINGLE SELECT PLATFORM	212.407	212.407
1496 SINPAR - SOCIETA' DI INVESTIMENTI E PARTECIPAZIONI SPA	3.582.213	3.582.213
979 SIX CIRCLES INTERNATIONAL UNCONSTRAINED EQUITY FUND	113.168	113.168
980 SIX CIRCLES INTERNATIONAL UNCONSTRAINED EQUITY FUND	680.697	680.697
981 SIX CIRCLES MANAGED EQUITY PORTFOLIO INTERNATIONAL UNCONSTRAINED FUND	183.475	183.475
1396 SLW PORTFOLIO LLC	4.076	4.076
352 SMEAD INTERNATIONAL VALUE FUND LP	10.441	10.441
1397 SOCIALLY RESPONSIBLE DEVELOPED MARKETS FUNDAMENTAL INDEX CTF	729	729
622 SOGECAP ACTIONS - MID CAP	914.631	914.631
623 SOGECAP AP LOW CARBON	19.426	19.426
353 SOJECCI II LTEE	12.600	12.600
1785 SOUTHERN CALIFORNIA EDISON COMPANY NUCLEAR FACILITIES QUALI ONING MASTER TRUST	12.600	12.600
1497 SPAFID FIDUCIANTE N. 173500	269.850	269.850
1498 SPAFID FIDUCIANTE N. 178602	63.000	63.000
1499 SPAFID FIDUCIANTE N. 184417	257.000	257.000
1500 SPAFID FIDUCIANTE N. 184462	103.412	103.412
1501 SPAFID FIDUCIANTE N. 184607	1.175.000	1.175.000
1502 SPAFID FIDUCIANTE N. 184610	838.000	838.000
1503 SPAFID FIDUCIANTE N. 198104	71.596	71.596
1504 SPAFID FIDUCIANTE N. 198109	278.250	278.250
1505 SPAFID FIDUCIANTE N. 198114	41.418	41.418
1506 SPAFID FIDUCIANTE N. 205200	269.630	269.630
1507 SPAFID FIDUCIANTE N. 223600 - 223700	450.000	450.000
982 SPAFID SPA MF 184417	1.743.000	1.743.000
984 SPAFID SPA MF 184610	1.000.000	1.000.000
983 SPAFID SPA MF 184610	1.100.000	1.100.000
985 SPAFID SPA MF 198114	31.237	31.237
1398 SPARTAN GROUP TRUST FOR EMPLOYEE BENEFIT PLANS.	335.812	335.812
1786 SPARTAN INTERNATIONAL INDEX FUND	1.410.473	1.410.473
354 SPDR MSCI ACWI EXUS ETF	63.948	63.948
355 SPDR MSCI ACWI LOW CARBON TARGET ETF	1.562	1.562
356 SPDR MSCI EAFE FOSSIL FUEL RESERVES FREE ETF	9.551	9.551
357 SPDR MSCI EAFE STRATEGICFACTORSETF	20.001	20.001
358 SPDR MSCI WORLD QUALITY MIX FUND LEVEL 15	190	190
359 SPDR MSCI WORLD STRATEGICFACTORS ETF	987	987
360 SPDR PORTFOLIO DEVELOPED WORLD EXUS ETF	207.410	207.410
361 SPDR PORTFOLIO EUROPE ETF	15.279	15.279
362 SPDR SP WORLD EX AUSTRALIA FUND	2.157	2.157

Mediobanca S.p.A.

Assemblea ordinaria e straordinaria

28 ottobre 2021

Esito della votazione sul punto 1.2
dell'ordine del giorno

SCHEDA NOMINATIVO

	NUMERO DI AZIONI	
	TOTALE	CON DIRITTO DI VOTO
986 SPP AKTIEFOND EUROPA	60.331	60.331
987 SPP AKTIEFOND GLOBAL	237	237
988 SPP EUROPA PLUS	633	633
989 SPP GENERATION 50-TAL	749	749
1399 SPRINT MASTER TRUST.	5.214	5.214
363 SSB FTSE RAFI DEVELOPED 1000 INDEX NONLENDING COMMON TRUST FUND	8.196	8.196
364 SSB MSCI ACWI EX USA IMI SCREENED NONLENDING COMMON TRUST FUND	10.043	10.043
365 SSB MSCI EUROPE SCREENED INDEX NONLENDING COMMON TRUST FUND	43.719	43.719
366 SSB MSCI ITALY INDEX SECURITIESLENDING COMMON TRUST FUND	515.076	515.076
367 SSGA MSCI ACWI EX-USA INDEX NON-LENDING DAILY TRUST	3.559	3.559
369 SSGA SPDR ETFS EUROPE I PUBLIC LIMITED COMPANY	13.384	13.384
368 SSGA SPDR ETFS EUROPE I PUBLIC LIMITED COMPANY	21.093	21.093
370 SSGA SPDR ETFS EUROPE I PUBLIC LIMITED COMPANY	30.511	30.511
373 SSGA SPDR ETFS EUROPE II PUBLICLIMITED COMPANY	1.222	1.222
371 SSGA SPDR ETFS EUROPE II PUBLICLIMITED COMPANY	1.422	1.422
374 SSGA SPDR ETFS EUROPE II PUBLICLIMITED COMPANY	5.398	5.398
372 SSGA SPDR ETFS EUROPE II PUBLICLIMITED COMPANY	40.993	40.993
375 SST GLOB ADV TAX EXEMPT RETIREMENT PLANS	31.756	31.756
376 SST GLOB ADV TAX EXEMPT RETIREMENT PLANS	71.538	71.538
377 SST GLOB ADV TAX EXEMPT RETIREMENT PLANS	242.743	242.743
379 SST GLOB ADV TAX EXEMPT RETIREMENT PLANS	914.060	914.060
378 SST GLOB ADV TAX EXEMPT RETIREMENT PLANS	1.090.782	1.090.782
1604 STANDARD BANK OF SOUTH AFRICA LTD	4.987	4.987
1787 STANDARD LIFE INVESTMENTS GLOBAL	25.377	25.377
1400 STANISLAUS COUNTY EMPLOYEES' RETIREMENT ASSOCIATION 832	21.003	21.003
1933 STAR PASTEUR	20.989	20.989
380 STATE OF ALASKA RETIREMENT AND BENEFITS PLANS	118.544	118.544
1401 STATE OF IDAHO ENDOWMENT FUND INVESTMENT BOARD	41.725	41.725
381 STATE OF MINNESOTA	243.476	243.476
382 STATE OF NEW JERSEY COMMON PENSION FUND D	332.096	332.096
990 STATE OF NEW MEXICO STATE INVESTMENT COUNCIL	20.500	20.500
991 STATE OF NEW MEXICO STATE INVESTMENT COUNCIL	32.312	32.312
992 STATE OF NEW MEXICO STATE INVESTMENT COUNCIL	389.100	389.100
1788 STATE OF WISCONSIN INVESTMENT BOARD	1	1
1789 STATE OF WISCONSIN INVESTMENT BOARD	1	1
1790 STATE OF WISCONSIN INVESTMENT BOARD	1	1
1791 STATE OF WISCONSIN INVESTMENT BOARD	1	1
1792 STATE OF WISCONSIN INVESTMENT BOARD	1	1
993 STATE OF WYOMING	28.691	28.691
383 STATE STREET CCF	9.261	9.261
1402 STATE STREET GLOBAL ADVISORS GROSS ROLL UP UNIT TRUST	17.685	17.685
385 STATE STREET GLOBAL ADVISORS LUXEMBOURG SICAV	2.402	2.402
384 STATE STREET GLOBAL ADVISORS LUXEMBOURG SICAV	3.892	3.892
390 STATE STREET GLOBAL ADVISORS LUXEMBOURG SICAV	8.022	8.022
387 STATE STREET GLOBAL ADVISORS LUXEMBOURG SICAV	48.766	48.766
389 STATE STREET GLOBAL ADVISORS LUXEMBOURG SICAV	58.402	58.402
388 STATE STREET GLOBAL ADVISORS LUXEMBOURG SICAV	62.780	62.780
386 STATE STREET GLOBAL ADVISORS LUXEMBOURG SICAV	78.009	78.009
391 STATE STREET GLOBAL ALL CAP EQUITY EXUS INDEX PORTFOLIO	77.174	77.174
392 STATE STREET GLOBAL INDEX PLUS TRUST	3.259	3.259
393 STATE STREET INTERNATIONAL DEVELOPED EQUITY INDEX PORTFOLIO	157.610	157.610

Mediobanca S.p.A.

Assemblea ordinaria e straordinaria

28 ottobre 2021

**Esito della votazione sul punto 1.2
dell'ordine del giorno**

SCHEDA NOMINATIVO

	NUMERO DI AZIONI	
	TOTALE	CON DIRITTO DI VOTO
394 STATE STREET INTERNATIONAL EQUITIES INDEX TRUST LEVEL 15	13.838	13.838
396 STATE STREET IRELAND UNIT TRUST	587	587
395 STATE STREET IRELAND UNIT TRUST	7.476	7.476
397 STATE STREET TOTAL RETURN VIS FUND	8.321	8.321
398 STATE STREET WORLD ENHANCED SECURITIES LENDING COMMON TRUST FUND	25.079	25.079
1403 STATE TEACHERS RETIREMENT SYSTEM OF OHIO	1.457.550	1.457.550
994 STELLAR INSURANCE, LTD.	2.611	2.611
995 STERLING CAPITAL BEHAVIORAL INTERNATIONAL EQUITY FUND	67.550	67.550
1404 STEUART L. WALTON FAMILY TRUST UAD 3/19/13	1.446	1.446
1605 STEWARDSHIP FOUNDATION-WYRF4889002	1.119	1.119
996 STICHTING AHOLD DELHAIZE PENSIOEN	54.021	54.021
1405 STICHTING BEDRIJFSTAKPENSIOENFONDS VOOR DE DETAILHANDEL	186.371	186.371
1606 STICHTING BEDRIJFSTAKPENSIOENFONDS VOOR DE MEUBELI NDUSTRIE EN MEUBILERINGSBEC	51.086	51.086
1406 STICHTING BEDRIJFSTAKPENSIOENFONDS VOOR HET LEVENSMIDDELENBEDRIJF	20.113	20.113
1407 STICHTING BEDRIJFSTAKPENSIOENFONDS VOOR HET SCHOONMAAK EN GL.	29.532	29.532
1408 STICHTING BEDRIJFSTAKPENSIOENFONDS ZORGVERZEKERAARS..	46.390	46.390
1409 STICHTING BLUE SKY LIQUID ASSET FUNDS	58.400	58.400
1609 STICHTING DEPOSITARY APG DEVELOPED MARKETS EQUITY POOL	31.146	31.146
1607 STICHTING DEPOSITARY APG DEVELOPED MARKETS EQUITY POOL	56.357	56.357
1608 STICHTING DEPOSITARY APG DEVELOPED MARKETS EQUITY POOL	325.572	325.572
1410 STICHTING HEINEKEN PENSIOENFONDS	13.362	13.362
399 STICHTING ING CDC PENSIOENFONDS	9.880	9.880
400 STICHTING NN CDC PENSIOENFONDS	1.730	1.730
1793 STICHTING PENSIOENFONDS HORECA AND CATERING	195.661	195.661
1411 STICHTING PENSIOENFONDS ING..	54.740	54.740
997 STICHTING PENSIOENFONDS MEDISCH SPECIALISTEN	459.980	459.980
1610 STICHTING PENSIOENFONDS NOTARIAAT	13.282	13.282
1413 STICHTING PENSIOENFONDS PGB	140.888	140.888
1412 STICHTING PENSIOENFONDS PGB	147.700	147.700
1414 STICHTING PENSIOENFONDS PGB	312.724	312.724
998 STICHTING PENSIOENFONDS PROVISUM	2.658	2.658
1794 STICHTING PENSIOENFONDS RAIL AND OPENBAAR VERVOER	15.489	15.489
1415 STICHTING PENSIOENFONDS SAGITTARIUS	16.543	16.543
401 STICHTING PHILIPS PENSIOENFONDS	39.860	39.860
1795 STICHTING RABOBANK PENSIOENFONDS	5.927	5.927
999 STICHTING SHELL PENSIOENFONDS	2.361	2.361
1000 STOREBRAND LIVSFORSIKRING AS	5.139	5.139
1001 STRATEGIC INTERNATIONAL EQUITY FUND	24.160	24.160
1611 SUBSIDIZED SCHOOLS PROVIDENT FUND	6.404	6.404
1002 SUE ANN ARNALL	7.247	7.247
402 SUN CHEMICAL LIMITED PENSION SCHEME	1.810	1.810
403 SUNAMERICA SERIES TRUST - SA INTERNATIONAL INDEX PORTFOLIO	23.873	23.873
404 SUNAMERICA SERIES TRUST SA BLACKROCK VCP GLOBAL MULTI ASSET PORT	12.809	12.809
405 SUNAMERICA SERIES TRUST SA JPM DIVERSIFIED BALANCED PORTFOLIO	1.102	1.102
406 SUNSUPER SUPERANNUATION FUND	66.433	66.433
1418 SUPERANNUATION FUNDS MANAGEMENT CORPORATION OF SOUTH AUSTRAL	5.145	5.145
407 SYMMETRY LOW VOLATILITY FUND	1	1
1532 T. ROWE PRICE FUNDS SICAV	16	16
1003 T. ROWE PRICE INTERNATIONAL EQUITY INDEX FUND	27.943	27.943
1004 T. ROWE PRICE INTERNATIONAL EQUITY INDEX TRUST	24.505	24.505
1612 TACS NON US EQUITY CORE MARKET CONTINUOUS LLC	16.678	16.678

Mediobanca S.p.A.

Assemblea ordinaria e straordinaria

28 ottobre 2021

Esito della votazione sul punto 1.2
dell'ordine del giorno

SCHEDA NOMINATIVO

	NUMERO DI AZIONI	
	TOTALE	CON DIRITTO DI VOTO
408 TAIWAN MST CUST FRANKLIN TEMPLETON SINOAM MULTIASSET INCOME	379	379
409 TALCOTT RESOLUTION LIFE INSURANCE COMPANY	5.659	5.659
410 TANGERINE BALANCED GROWTH PORTFOLIO	10.272	10.272
411 TANGERINE BALANCED INCOME PORTFOLIO	1.622	1.622
412 TANGERINE BALANCED PORTFOLIO	9.345	9.345
413 TANGERINE EQUITY GROWTH PORTFOLIO	13.032	13.032
1005 TCORPIM DEVELOPED MARKETS EQUITIES (HEDGED) FUND	14.027	14.027
1006 TCORPIM DEVELOPED MARKETS EQUITIES (SOVEREIGN INVESTOR - HEDGED) FUND	56.561	56.561
414 TD EMERALD INTERNATIONAL EQUITYINDEX FUND	138.301	138.301
415 TD EUROPEAN INDEX FUND .	3.912	3.912
416 TD INTERNATIONAL EQUITY INDEX ETF	33.571	33.571
417 TD MORNINGSTAR ESG INTERNATIONAL EQUITY INDEX ETF	1.247	1.247
420 TEACHER RETIREMENT SYSTEM OF TEXAS	116	116
419 TEACHER RETIREMENT SYSTEM OF TEXAS	346	346
418 TEACHER RETIREMENT SYSTEM OF TEXAS	920	920
1007 TEACHERS RETIREMENT SYSTEM OF GEORGIA	405.747	405.747
1796 TEACHERS RETIREMENT SYSTEM OF LOUISIANA	1	1
1419 TEACHERS' RETIREMENT SYSTEM OF OKLAHOMA	194.646	194.646
422 TEACHERS' RETIREMENT SYSTEM OF THE STATE OF ILLINOIS	79.268	79.268
421 TEACHERS' RETIREMENT SYSTEM OF THE STATE OF ILLINOIS	540.200	540.200
1008 TELSTRA SUPERANNUATION SCHEME	20.368	20.368
1797 TEXAS EDUCATION AGCY	132.421	132.421
1798 TEXAS EDUCATION AGENCY	10.585	10.585
1799 THE AMERICAN UNIVERSITY IN CAIRO	5.616	5.616
423 THE ARROWSTREET COMMON CONTRACTUAL FUND	9.174	9.174
1420 THE AVI CHAI FOUNDATION	6.130	6.130
425 THE BANK OF KOREA	2.337	2.337
426 THE BANK OF KOREA	21.899	21.899
424 THE BANK OF KOREA	23.160	23.160
427 THE BANK OF KOREA	31.851	31.851
1614 THE BANK OF NEW YORK MELLON EMPLOYEE BENEFIT COLLECTIVE INV	50.497	50.497
1613 THE BANK OF NEW YORK MELLON EMPLOYEE BENEFIT COLLECTIVE INV	92.847	92.847
1615 THE BANK OF NEW YORK MELLON INTERNATIONAL LIMITED	948.405	948.405
1800 THE BANK OF NEW YORK MELLON INTERNATIONAL LIMITED AS TRUS PED WORLD FOSSIL FUEL	367	367
1009 THE BARCLAYS BANK UK RETIREMENT FUND	1.865	1.865
1421 THE BOARD OF THE PENSION PROTECTION FUND RENAISSANCE	5.447	5.447
1422 THE BOARD OF THE PENSION PROTECTION FUND RENAISSANCE	22.353	22.353
1423 THE CHERYL D DUFFIELD TRUST UAD 09/12/96 CHERYL D DUFFIELD TTEE	2.064	2.064
1424 THE DAVID A DUFFIELD TRUST UAD 07/14/88	4.414	4.414
1425 THE DFA INTERNATIONAL VALUE SERIESA	261.028	261.028
1426 THE ENDEAVOUR II FUND.	2.170	2.170
1427 THE GREATER MANCHESTER PENSION FUND.	279.426	279.426
1616 THE HARTFORD RETIREMENT PLAN TRUST FOR US EMPLOYEES	3.966	3.966
1428 THE HEALTH FOUNDATION.	53.116	53.116
1429 THE HIGHCLERE INTERNATIONAL INVESTORS SMID FUND	2.115.562	2.115.562
1801 THE HKSAR GOVERNMENT SCHOLARSHIP FUND	347	347
1011 THE LABOUR UNION CO-OPERATIVE RETIREMENT FUND	3.252	3.252
1010 THE LABOUR UNION CO-OPERATIVE RETIREMENT FUND	7.481	7.481
428 THE MASTER TRUST BANK OF JAPAN LTD RE: HITACHI FOREIGN EQUITY INDEX MOTHER FUND	10.676	10.676
1012 THE MASTER TRUST BANK OF JAPAN LTD. RE: MANULIFE INTERNATIONAL EQUITY INDEX MOTHE	1.677	1.677
1013 THE MASTER TRUST BANK OF JAPAN, LTD. AS TRUSTEE FOR MTBJ400045828	346.037	346.037

Mediobanca S.p.A.

Assemblea ordinaria e straordinaria

28 ottobre 2021

**Esito della votazione sul punto 1.2
dell'ordine del giorno**

SCHEDA NOMINATIVO

	NUMERO DI AZIONI	
	TOTALE	CON DIRITTO DI VOTO
1014 THE MASTER TRUST BANK OF JAPAN, LTD. AS TRUSTEE FOR MTBJ400045832	91.521	91.521
1015 THE MASTER TRUST BANK OF JAPAN, LTD. AS TRUSTEE FOR MTBJ400045872	235.686	235.686
1016 THE MASTER TRUST BANK OF JAPAN, LTD. AS TRUSTEE FOR ORGANIZATION FOR WORKERS' R	14.218	14.218
1018 THE MASTER TRUST BANK OF JAPAN, LTD. AS TRUSTEE FOR FEDERATION OF NATIONAL PUBLIC	12.375	12.375
1017 THE MASTER TRUST BANK OF JAPAN, LTD. AS TRUSTEE FOR FEDERATION OF NATIONAL PUBLIC	33.750	33.750
1019 THE MASTER TRUST BANK OF JAPAN, LTD. AS TRUSTEE FOR MTBJ400045829	790.757	790.757
1020 THE MASTER TRUST BANK OF JAPAN, LTD. AS TRUSTEE FOR MUTB400045792	288.453	288.453
1021 THE MASTER TRUST BANK OF JAPAN, LTD. AS TRUSTEE FOR MUTB400045794	1.394.561	1.394.561
1022 THE MASTER TRUST BANK OF JAPAN, LTD. AS TRUSTEE FOR MUTB400045795	478.779	478.779
1023 THE MASTER TRUST BANK OF JAPAN, LTD. AS TRUSTEE FOR NATIONAL PENSION FUND ASSOCI/	17.982	17.982
1024 THE MASTER TRUST BANK OF JAPAN, LTD. AS TRUSTEE FOR ORGANIZATION FOR WORKERS' RE	8.740	8.740
1025 THE MASTER TRUST BANK OF JAPAN, LTD. RE: MUTB400021492	18.080	18.080
1026 THE MASTER TRUST BANK OF JAPAN, LTD. RE: MUTB400021536	51.512	51.512
1027 THE MASTER TRUST BANK OF JAPAN, LTD. RE: NZAM EURO STOXX (JPY HEDGED) (PRIVATELY PI	79.717	79.717
1430 THE MEDICAL AND DENTAL DEFENCE UNION OF SCOTLAND	24.525	24.525
429 THE METHODIST HOSPITAL	81.600	81.600
1431 THE MOTOROLA PENSION SCHEME	3.333	3.333
1617 THE NATURE CONSERVANCY WORLDWIDE OFFICE	253	253
1433 THE NOMURA TRUST AND BANKING CO LTD	2.222	2.222
1432 THE NOMURA TRUST AND BANKING CO LTD	20.050	20.050
1435 THE NORTHERN TRUST COMPANY SUB-ADVISED COLLECTIVE FUNDS TRUS	205.800	205.800
1434 THE NORTHERN TRUST COMPANY SUB-ADVISED COLLECTIVE FUNDS TRUS	630.300	630.300
1436 THE OTTERBEIN FAMILY TRUST UAD 09/28/07 VICTORIA OTTERBEIN & THOMAS OTTERBEIN TTEE	1.469	1.469
1437 THE PENSION BOARDS - UNITED CHURCH OF CHRIST INC.	3.231	3.231
431 THE PRUDENTIAL INSURANCE COMPANY OF AMERICA	2.945	2.945
430 THE PRUDENTIAL INSURANCE COMPANY OF AMERICA	20.783	20.783
434 THE REGENTS OF THE UNIVERSITY OF CALIFORNIA	6.700	6.700
433 THE REGENTS OF THE UNIVERSITY OF CALIFORNIA	19.040	19.040
435 THE REGENTS OF THE UNIVERSITY OF CALIFORNIA	57.157	57.157
436 THE REGENTS OF THE UNIVERSITY OF CALIFORNIA	108.966	108.966
432 THE REGENTS OF THE UNIVERSITY OF CALIFORNIA	319.353	319.353
1802 THE SEVENTH SWEDISH NATIONAL PENSION FUND AP 7 EQUITY FUN	1	1
1803 THE SEVENTH SWEDISH NATIONAL PENSION FUND AP 7 EQUITY FUND	1	1
1028 THE SOUTHERN COMPANY SYSTEM MASTER RETIREMENT TRUST	28.130	28.130
1804 THE STATE OF CONNECTICUT ACTING THROUGH ITS TREASURER	90.885	90.885
1618 THE TRUST FOR AGE UK FUNERAL PLANS	2.089	2.089
1438 THE TRUSTEES OF THE HENRY SMITH CHARITY	15.519	15.519
1619 THE UNIVERSITY COURT OF THE UNIVERSITY OF GLASGOW	5.666	5.666
437 THE WALT DISNEY COMPANY RETIREMENT PLAN MASTER TRUST	14.897	14.897
1439 THOMAS L. WALTON FAMILY TRUST UAD 03/19/13	6.064	6.064
1029 THRIFT SAVINGS PLAN	2.418.689	2.418.689
438 THRIVENT CORE INTERNATIONAL EQUITY FUND	285.431	285.431
439 THRIVENT GLOBAL STOCK FUND	228.374	228.374
440 THRIVENT GLOBAL STOCK PORTFOLIO	159.630	159.630
441 THRIVENT INTERNATIONAL ALLOCATION FUND	279.185	279.185
442 THRIVENT INTERNATIONAL ALLOCATION PORTFOLIO	577.611	577.611
443 THRIVENT INTERNATIONAL INDEX PORTFOLIO	5.871	5.871
1440 THYSSEN GLOBAL INVESTMENTS CORP	397	397
444 TIAACREF INTERNATIONAL EQUITY INDEX FUND	672.087	672.087
1621 TMI 2 SOLUTIONS TAX QUALIFIED NUCLEAR DECOMMISSIONING TRUST	2.231	2.231
1620 TMI 2 SOLUTIONS TAX QUALIFIED NUCLEAR DECOMMISSIONING TRUST	2.797	2.797

Mediobanca S.p.A.

Assemblea ordinaria e straordinaria

28 ottobre 2021

Esito della votazione sul punto 1.2
dell'ordine del giorno

SCHEDA NOMINATIVO

	NUMERO DI AZIONI	
	TOTALE	CON DIRITTO DI VOTO
1938 TOSCO-FIN S.R.L.	300.000	300.000
1508 TOSCO-FIN S.R.L.	3.465.000	3.465.000
445 TOTAL INTERNATIONAL EX U.S. INDEX MASTER PORTFOLIO OF MASTER INV	40.061	40.061
446 TRANSAMERICA INTERNATIONAL EQUITY INDEX VP	2.679	2.679
447 TRANSAMERICA MORGAN STANLEY GLOBAL ALLOCATION VP	8.712	8.712
1805 TREASURER OF THE STATE OF NORTH CAROLINA EQUITY INVESTMENT	133.910	133.910
1441 TRINITY COLLEGE CAMBRIDGE	6.577	6.577
1030 TRUST & CUSTODY SERVICES BANK LTD AS TRUSTEE FOR PENSION INVESTMENT FUND TRUST	19.685	19.685
1031 TRUST & CUSTODY SERVICES BANK LTD AS TRUSTEE FOR PENSION INVESTMENT FUND TRUST	4.256	4.256
1032 TRUST & CUSTODY SERVICES BANK LTD AS TRUSTEE FOR PENSION INVESTMENT FUND TRUST	39.120	39.120
1033 TRUST & CUSTODY SERVICES BANK LTD AS TRUSTEE FOR PENSION INVESTMENT FUND TRUST	2.252	2.252
448 TRUST I AB GLOBAL DYNAMIC ALLOCATION PORTFOLIO	38.756	38.756
1034 TWO SIGMA ABSOLUTE RETURN-PORTFOLIO LLC EMEA TRADING	281.985	281.985
1035 TWU SUPERANNUATION FUND	1.994	1.994
1622 TXU GENERATION COMPANY LP QUAL NUCLEAR DECOMMISSIONING TRUS	1.878	1.878
449 UBS (IRL) ETF PLC - S&P 500 ESG UCITS ETF (ENGLISH)	268	268
457 UBS (IRL) ETF PLC - S&P 500 ESG UCITS ETF (ENGLISH)	762	762
456 UBS (IRL) ETF PLC - S&P 500 ESG UCITS ETF (ENGLISH)	802	802
452 UBS (IRL) ETF PLC - S&P 500 ESG UCITS ETF (ENGLISH)	822	822
453 UBS (IRL) ETF PLC - S&P 500 ESG UCITS ETF (ENGLISH)	2.275	2.275
454 UBS (IRL) ETF PLC - S&P 500 ESG UCITS ETF (ENGLISH)	3.758	3.758
451 UBS (IRL) ETF PLC - S&P 500 ESG UCITS ETF (ENGLISH)	4.946	4.946
450 UBS (IRL) ETF PLC - S&P 500 ESG UCITS ETF (ENGLISH)	7.461	7.461
455 UBS (IRL) ETF PLC - S&P 500 ESG UCITS ETF (ENGLISH)	23.205	23.205
458 UBS (US) GROUP TRUST	42.195	42.195
1037 UBS ASSET MANAGEMENT LIFE LTD	2.738	2.738
1038 UBS ASSET MANAGEMENT LIFE LTD	9.515	9.515
1036 UBS ASSET MANAGEMENT LIFE LTD	10.870	10.870
1040 UBS ASSET MANAGEMENT LIFE LTD	28.658	28.658
1039 UBS ASSET MANAGEMENT LIFE LTD	28.867	28.867
1442 UBS COMMON CONTRACTUAL FUND	1.918	1.918
1041 UBS FTSE RAFI DEVELOPED 1000 INDEX FUND	18.120	18.120
459 UBS FUND MANAGEMENT (SWITZERLAND) AG ON BEHALF OF ZURICH INVESTINSTITUTIONAL FUND	33.049	33.049
1447 UBS FUND MANAGEMENT (SWITZERLAND) AG.	1.283	1.283
1444 UBS FUND MANAGEMENT (SWITZERLAND) AG.	3.550	3.550
1443 UBS FUND MANAGEMENT (SWITZERLAND) AG.	7.780	7.780
1445 UBS FUND MANAGEMENT (SWITZERLAND) AG.	8.700	8.700
1446 UBS FUND MANAGEMENT (SWITZERLAND) AG.	22.683	22.683
460 UBS IQ MSCI WORLD EX AUSTRALIA ETHICAL ETF	763	763
464 UBS LUX FUND SOLUTIONS	2.834	2.834
463 UBS LUX FUND SOLUTIONS	13.884	13.884
461 UBS LUX FUND SOLUTIONS	27.788	27.788
462 UBS LUX FUND SOLUTIONS	98.395	98.395
465 UBS LUX FUND SOLUTIONS	496.865	496.865
624 UF 6 A	67.855	67.855
1042 UI-FONDS BAV RBI AKTIEN	47.524	47.524
1934 UMR SELECT EUROPE R1	120.937	120.937
1448 UNIFIED ACCUMULATIVE PENSION FUND JOINT STOCK COMPANY	5.032	5.032
1043 UNIPOLSAI ASSICURAZIONI SPA	4.500.000	4.500.000
1044 UNIPOLSAI ASSICURAZIONI SPA	12.855.000	12.855.000
1806 UNITED CHURCH FUNDS INC	25.400	25.400

Mediobanca S.p.A.

Assemblea ordinaria e straordinaria

28 ottobre 2021

**Esito della votazione sul punto 1.2
dell'ordine del giorno**

SCHEDA NOMINATIVO

	NUMERO DI AZIONI	
	TOTALE	CON DIRITTO DI VOTO
1449 UNITED NATIONS RELIEF AND WORKS AGENCY FOR PALESTINE REFUGEE	3.088	3.088
466 UNITED TECHNOLOGIES CORPORATIONEMPLOYEE SAVINGS PLAN MASTER TRU	79.171	79.171
468 UNIVERSAL INVESTMENT GESELLSCHAFT MBH FOR KFPT UNIVERSAL FONDS	3.485	3.485
467 UNIVERSAL INVESTMENT GESELLSCHAFT MBH FOR KFPT UNIVERSAL FONDS	23.223	23.223
1955 UNIVERSAL INVESTMENT GMBH	22.100	22.100
1046 UNIVERSAL INVESTMENT GMBH	25.358	25.358
1045 UNIVERSAL INVESTMENT GMBH	74.839	74.839
1956 UNIVERSAL INVESTMENT GMBH	119.562	119.562
1623 UNIVERSAL SHIPOWNERS MARINE INSURANCE ASSOCIATION LIMITED	2.552	2.552
1047 UNIVERSAL-INVESTMENT-GESELLSCHAFT MBH ON BEHALF OF BAYVK A1-FONDS	830.400	830.400
1048 UNIVERSAL-INVESTMENT-GESELLSCHAFT MBH ON BEHALF OF BAYVK A4-FONDS	109.677	109.677
1049 UNIVERSAL-INVESTMENT-GESELLSCHAFT MBH ON BEHALF OF BROCKEN-UI-FONDS	13.104	13.104
1050 UNIVERSAL-INVESTMENT-GESELLSCHAFT MBH ON BEHALF OF EPOTIF MASTERFONDS	31.961	31.961
469 UNIVERSALINVESTMENTGESELLSCHAFTMBH FOR PROUIFONDS SAA	55.509	55.509
470 UNIVERSALINVESTMENTGESELLSCHAFTMBH FOR UIFONDS AKTIEN WORLD ESG	3.049	3.049
1450 UNIVERSE THE CMI GLOBAL NETWORK FUND - CMI CONTINENTAL EURO	53.017	53.017
1051 UNIVERSITIES SUPERANNUATION SCHEME	341.732	341.732
471 UNIVERSITY OF GUELPH	19.300	19.300
472 UNIVERSITY OF GUELPH FOREIGN PROPERTY TRUST	39.700	39.700
1451 UNIVEST.	100	100
1807 UPS GROUP TRUST	18.274	18.274
1808 UPS GROUP TRUST	35.663	35.663
473 US LEGACY INCOME COMMON TRUST FUND	79.771	79.771
1452 UTAH STATE RETIREMENT SYSTEMS	85.510	85.510
474 VALIC COMPANY I - INTERNATIONALSOCIAALLY RESPONSIBLE FUNDK	54.420	54.420
475 VALIC COMPANY I INTERNATIONAL EQUITIES INDEX FUND	59.535	59.535
476 VANGUARD DEVELOPED MARKETS INDEX FUND	4.700.670	4.700.670
477 VANGUARD ESG DEVELOPED WORLD ALL CAP EQ INDEX FND UK	5.784	5.784
1052 VANGUARD ESG INTERNATIONAL STOCK ETF	126.940	126.940
1053 VANGUARD ETHICALLY CONSCIOUS INTERNATIONAL SHARES INDEX FUND	27.390	27.390
1624 VANGUARD EUROPEAN STOCK INDEX FUND	1.487.429	1.487.429
1054 VANGUARD FIDUCIARY TRUST COMPANY EUROPEAN STOCK INDEX TRUST	24.591	24.591
1055 VANGUARD FIDUCIARY TRUST COMPANY INSTITUTIONAL TOTAL INTERNATIONAL STOCK MARK	426.919	426.919
1056 VANGUARD FIDUCIARY TRUST COMPANY INSTITUTIONAL TOTAL INTERNATIONAL STOCK MARK	3.123.318	3.123.318
1625 VANGUARD FTSE ALL WORLD EX US INDEX FUND	1.338.063	1.338.063
478 VANGUARD FTSE DEVELOPED ALL CAPEX NORTH AMERICA INDEX ETF	72.634	72.634
479 VANGUARD FTSE DEVELOPED EUROPE ALL CAP INDEX ETF	8.225	8.225
1058 VANGUARD FUNDS PUBLIC LIMITED COMPANY	1.496	1.496
1061 VANGUARD FUNDS PUBLIC LIMITED COMPANY	19.374	19.374
1057 VANGUARD FUNDS PUBLIC LIMITED COMPANY	44.785	44.785
1060 VANGUARD FUNDS PUBLIC LIMITED COMPANY	132.433	132.433
1062 VANGUARD FUNDS PUBLIC LIMITED COMPANY	160.493	160.493
1059 VANGUARD FUNDS PUBLIC LIMITED COMPANY	193.779	193.779
1063 VANGUARD GLOBAL VALUE EQUITY FUND	12.317	12.317
480 VANGUARD GLOBAL VALUE FACTOR ETF	12.126	12.126
1064 VANGUARD INTERNATIONAL SHARES INDEX FUND	186.785	186.785
1065 VANGUARD INTERNATIONAL SHARES SELECT EXCLUSIONS INDEX FUND	16.987	16.987
1068 VANGUARD INVESTMENT SERIES PUBLIC LIMITED COMPANY	30.387	30.387
1070 VANGUARD INVESTMENT SERIES PUBLIC LIMITED COMPANY	34.133	34.133
1067 VANGUARD INVESTMENT SERIES PUBLIC LIMITED COMPANY	136.025	136.025
1066 VANGUARD INVESTMENT SERIES PUBLIC LIMITED COMPANY	227.700	227.700

Mediobanca S.p.A.

Assemblea ordinaria e straordinaria

28 ottobre 2021

**Esito della votazione sul punto 1.2
dell'ordine del giorno**

SCHEDA NOMINATIVO

	NUMERO DI AZIONI	
	TOTALE	CON DIRITTO DI VOTO
1069 VANGUARD INVESTMENT SERIES PUBLIC LIMITED COMPANY	288.599	288.599
1073 VANGUARD INVESTMENTS COMMON CONTRACTUAL FD-VANGUARD FTSE DEV EUR EX UK CCF	74.433	74.433
1071 VANGUARD INVESTMENTS COMMON CONTRACTUAL FD/VANG FTSE DEVELOPED WRLD CMMN C	17.841	17.841
1072 VANGUARD INVESTMENTS COMMON CONTRACTUAL FD/VANG FTSE DVLDP WRLD EX UK CMN CN	12.008	12.008
481 VANGUARD INVESTMENTS FUNDS ICVC-VANGUARD FTSE DEVELOPED WOR LD EX - U.K. EQUITY	176.856	176.856
1074 VANGUARD INVESTMENTS II CCF - VANGUARD FTSE DEVELOPED WORLD II CCF	29.186	29.186
1076 VANGUARD INVESTMENTS II CCF-VANGUARD SRI FTSE DEVELOPED WORLD II CCF	19.764	19.764
1075 VANGUARD INVESTMENTS II CCF/VANGUARD SRI FTSE DEVELOPED EUROPE II CCF	23.063	23.063
1077 VANGUARD TOTAL INTERNATIONAL STOCK INDEX FUND	9.166.854	9.166.854
482 VANGUARD TOTAL WORLD STOCK INDEX FUND	311.849	311.849
1078 VANTAGETRUST III MASTER COLLECTIVE INVESTMENT FUNDS TRUST	22.275	22.275
1079 VARIABLE INSURANCE PRODUCTS FUND II: INTERNATIONAL INDEX PORTFOLIO	10.589	10.589
1453 VARIOPARTNER SICAV - 3-ALPHA GLOBAL QUALITY ACHIEVERS	31.406	31.406
1626 VEBA OF THE NONREP EE OF S CA ED CO	9.600	9.600
1809 VEBA PARTNERSHIP N L P	4.001	4.001
1935 VENDOME SELECTION EUR	230.000	230.000
1454 VERDIPAPIRFONDET KLP AKSJEEUROPA INDEKS 1	373	373
1455 VERDIPAPIRFONDET KLP AKSJEGLOBAL INDEX 1	101.914	101.914
1080 VERDIPAPIRFONDET STOREBRAND GLOBAL INDEKS	5.863	5.863
1081 VERDIPAPIRFONDET STOREBRAND INDEKS ALLE MARKEDER	8.637	8.637
1082 VGV POOLFONDS PA1	19.593	19.593
483 VIF ICVC VANGUARD FTSE DEVELOPED EUROPE EXUK EQUITY INDEX FUND	349.669	349.669
484 VIF ICVC VANGUARD FTSE GLOBAL ALL CAP INDEX FUND	18.186	18.186
1936 VILLIERS ALTO	54.451	54.451
1810 VIRGINIA RETIREMENT SYSTEM	1	1
1811 VIRGINIA RETIREMENT SYSTEM	1	1
1812 VIRGINIA RETIREMENT SYSTEM	1	1
1456 VISION POOLED SUPERANNUATION TRUST	230.812	230.812
627 VITTORELLI MARCO	25.000	25.000
1509 VITTORIA ASSICURAZIONI S.P.A.	2.225.350	2.225.350
1458 VONTOBEL FUND (CH) - SUSTAINABLE GLOBAL EQUITY EX SWITZERLAN C/O VONTOBEL FONDS S	82.000	82.000
1459 VONTOBEL FUND (CH) - VESCORE GLOBAL EQUITY MULTI FACTOR C/O VONTOBEL FONDS SERV	313	313
1457 VONTOBEL FUND - VESCORE GLOBAL EQUITY MULTI FACTOR	842	842
1813 VOYA INTERNATIONAL INDEX PORTFOLIO	88.448	88.448
1460 WAM INVESTMENTS, LLC	639	639
486 WASHINGTON STATE INVESTMENT BOARD	6.761	6.761
487 WASHINGTON STATE INVESTMENT BOARD	192.592	192.592
485 WASHINGTON STATE INVESTMENT BOARD	783.333	783.333
1461 WAVERTON INVESTMENT FUNDS PLC - WAVERTON GLOBAL CORE EQUITY	69.536	69.536
628 WELLS FARGO (LUX) WORLDWIDE FU	3.168	3.168
488 WELLS FARGO BK DECL OF TRUST ESTABL INVEST FUNDS EMPLOYEE BEN TR	243.986	243.986
489 WELLS FARGO FACTOR ENHANCED INTERNATIONAL PORTFOLIO	64.017	64.017
1628 WESPATH FUNDS TRUST	1.761	1.761
1627 WESPATH FUNDS TRUST	3.043	3.043
1814 WESPATH FUNDS TRUST	25.256	25.256
1462 WEST VIRGINIA INVESTMENT MANAGEMENT BOARD	625.900	625.900
1083 WESTPAC WHOLESALE UNHEDGED INTERNATIONAL SHARE TRUST	85.598	85.598
1463 WHEELS COMMON INVESTMENT FUND TRUSTEES LIMITED	8.201	8.201
1464 WHIRLPOOL CORPORATION AND SUBSIDIARY EMPLOYEES RETIREMENT TRUST 200 N M	4.214	4.214
1084 WHOLESALE INTERNATIONAL CORE EQUITIES	1.555	1.555
1085 WHOLESALE INTERNATIONAL CORE EQUITIES (NZ HEDGED)	4.124	4.124

Mediobanca S.p.A.

Assemblea ordinaria e straordinaria

28 ottobre 2021

Esito della votazione sul punto 1.2
dell'ordine del giorno

SCHEDA NOMINATIVO

	NUMERO DI AZIONI	
	TOTALE	CON DIRITTO DI VOTO
1086 WHOLESAL UNIT TRUST MSCI GLOBAL INDEX SHARE FUND	2.839	2.839
1815 WILMINGTON INTERNATIONAL FUND	36.670	36.670
490 WINDWISE MSCI EAFE INDEX NON-LENDING, FUND FOR EXEMPT ORG.	26.040	26.040
491 WISDOMTREE DYNAMIC CURRENCY HEDGED INTERNATIONAL EQUITY FUND	21.500	21.500
492 WISDOMTREE EUROPE HEDGED SMALLCAP EQUITY FUND	143.534	143.534
493 WISDOMTREE EUROPE QUALITY DIVIDEND GROWTH FUND	27.423	27.423
494 WISDOMTREE GLOBAL HIGH DIVIDENDFUND	3.533	3.533
495 WISDOMTREE INTERNATIONAL EQUITYFUND	81.362	81.362
496 WISDOMTREE INTERNATIONAL HIGH DIVIDEND FUND	38.940	38.940
497 WISDOMTREE INTERNATIONAL MIDCAPDIVIDEND	97.771	97.771
499 WISDOMTREE ISSUER ICAV	635	635
498 WISDOMTREE ISSUER ICAV	13.193	13.193
1087 WORLD ALPHA TILTS - ENHANCED FUND B	2.022	2.022
1088 WORLD TRADE ORGANIZATION PENSION PLAN	5.861	5.861
1089 WSSP INTERNATIONAL EQUITIES TRUST	45.624	45.624
1466 WYOMING RETIREMENT SYSTEM	1.680	1.680
1465 WYOMING RETIREMENT SYSTEM	15.240	15.240
503 XTRACKERS	31	31
500 XTRACKERS	175	175
501 XTRACKERS	1.669	1.669
504 XTRACKERS	2.417	2.417
505 XTRACKERS	2.498	2.498
502 XTRACKERS	3.199	3.199
508 XTRACKERS (IE) PUBLIC LIMITED COMPANY	24	24
509 XTRACKERS (IE) PUBLIC LIMITED COMPANY	343	343
507 XTRACKERS (IE) PUBLIC LIMITED COMPANY	3.253	3.253
506 XTRACKERS (IE) PUBLIC LIMITED COMPANY	47.192	47.192
510 XTRACKERS (IE) PUBLIC LIMITED COMPANY	82.382	82.382
1816 XTRACKERS EUROZONE EQUITY ETF	357	357
1817 XTRACKERS FTSE DEVELOPED EX US COMPREHENSIVE FACTOR ETF	2.393	2.393
1818 XTRACKERS MSCI ALL WORLD EXEC US HEDGED EQUITY ETF	3.818	3.818
1819 XTRACKERS MSCI EAFE HEDGED EQUITY ETF	142.093	142.093
1820 XTRACKERS MSCI EUROPE HEDGED EQUITY ETF	33.072	33.072
1821 XTRACKERS MSCI EUROZONE HEDGED EQUITY ETF	1.473	1.473
1822 XTRACKERS MSCI KOKUSAI EQUITY ETF	7.554	7.554
513 ZURICH INVEST ICAV	13.074	13.074
512 ZURICH INVEST ICAV	13.274	13.274
511 ZURICH INVEST ICAV	82.676	82.676
1090 ZWITSERLEVEN INSTITUTIONELE BELEGGINGSFONDSEN - ZWITSERLEVEN DUURZAAM INDEX AA	71.511	71.511

Mediobanca S.p.A.

Assemblea ordinaria e straordinaria

28 ottobre 2021

Esito della votazione sul punto 1.2
dell'ordine del giorno

SCHEDA NOMINATIVO

NUMERO DI AZIONI
TOTALE CON DIRITTO
DI VOTO

Riepilogo favorevoli

TOTALE FAVOREVOLI	n°	620.433.445	Azioni	99,9090% del capitale partecipante al voto
di cui				
In proprio	n°	0	Azioni	0,0000% del capitale partecipante al voto
Per delega e rappresentanza	n°	620.433.445	Azioni	99,9090% del capitale partecipante al voto

Mediobanca S.p.A.

Assemblea ordinaria e straordinaria

28 ottobre 2021

Esito della votazione sul punto **2**
della parte ordinaria dell'ordine del giorno
Autorizzazione all'acquisto e all'alienazione di azioni proprie.

Azionisti Presenti

In proprio	n° 0	per n° 0	Azioni	0	Voti	0,00 % del capitale sociale
Per delega	n° 1.482	per n° 620.998.326	Azioni	620.998.326	Voti	69,99 % del capitale sociale
TOTALE PRESENTI	n° 1.482	per n° 620.998.326	Azioni	620.998.326	Voti	69,99 % del capitale sociale

Esito Votazione

FAVOREVOLI	620.373.565	Voti	99,8994% del capitale partecipante al voto
CONTRARI	623.727	Voti	0,1004% del capitale partecipante al voto
ASTENUTI	1.034	Voti	0,0002% del capitale partecipante al voto
TOTALE VOTANTI	620.998.326	Voti	100,0000% del capitale partecipante al voto
TOTALE NON VOTANTI	0	Voti	0,0000% del capitale partecipante al voto
TOTALE PRESENTI	620.998.326	Voti	

Mediobanca S.p.A.

Assemblea ordinaria e straordinaria

28 ottobre 2021

**Esito della votazione sul punto 2
della parte ordinaria dell'ordine del giorno
Autorizzazione all'acquisto e all'alienazione di azioni proprie.**

Elenco Contrari

SCHEDA NOMINATIVO

		NUMERO DI AZIONI	
		TOTALE	CON DIRITTO DI VOTO
TREVISAN DARIO Rappresentante designato			
738	CITY OF PHILADELPHIA PUBLIC EMPLOYEES RETIREMENT SYSTEM	36.505	36.505
835	HC RENTE	5.238	5.238
274	MASSACHUSETTS BAY TRANSPORTATION AUTHORITY RETIREMENT FUND	17.181	17.181
1749	NATIONAL ELEVATOR INDUSTRY PENSION PLAN	131.600	131.600
609	ROSANIA ELMAN	10	10
1783	SIEMENS BALANCED	13.493	13.493
1784	SIEMENS EMU EQUITIES	33.129	33.129
977	SIEMENS-FONDS SIEMENS-RENTE	107.145	107.145
1427	THE GREATER MANCHESTER PENSION FUND.	279.426	279.426

Riepilogo Contrari

TOTALE CONTRARI	n°	623.727 Azioni	0,1004% del capitale partecipante al voto
di cui			
In proprio	n°	0 Azioni	0,0000% del capitale partecipante al voto
Per delega e rappresentanza	n°	623.727 Azioni	0,1004% del capitale partecipante al voto

Mediobanca S.p.A.

Assemblea ordinaria e straordinaria

28 ottobre 2021

Esito della votazione sul punto 2
della parte ordinaria dell'ordine del giorno
Autorizzazione all'acquisto e all'alienazione di azioni proprie.

Elenco Astenuti

SCHEDA NOMINATIVO

	NUMERO DI AZIONI	
	TOTALE	CON DIRITTO DI VOTO
TREVISAN DARIO Rappresentante designato		
735 CAPSTONE VOLATILITY MASTER CAYMAN LIMITED INTL TRADING	734	734
1472 GRECO GIOVANNI	300	300

Riepilogo Astenuti

TOTALE ASTENUTI	n°	1.034 Azioni	0,0002% del capitale partecipante al voto
di cui			
In proprio	n°	0 Azioni	0,0000% del capitale partecipante al voto
Per delega e rappresentanza	n°	1.034 Azioni	0,0002% del capitale partecipante al voto

Mediobanca S.p.A.

Assemblea ordinaria e straordinaria

28 ottobre 2021

Esito della votazione sul punto 2
della parte ordinaria dell'ordine del giorno
Autorizzazione all'acquisto e all'alienazione di azioni proprie.

Elenco Favorevoli

SCHEDA NOMINATIVO

	NUMERO DI AZIONI	
	TOTALE	CON DIRITTO DI VOTO
TREVISAN DARIO Rappresentante designato		
1543 1895 FONDS FGR	42.875	42.875
1542 1895 FONDS FGR	125.078	125.078
1544 1999 VOLUNTARY EMPLOYEES BENEFICIARY ASSOCIATION OF THE NO EES OF SOUTHERN CALII	1.631	1.631
1091 801 INVESTMENTS LLC	5.035	5.035
7 AB CAN INT VALUE EQUITY CAP-WEIGHTED, UNHEDGED FUND	46.020	46.020
8 AB COLLECTIVE INVESTMENT TRUST SERIES	44.650	44.650
9 AB COLLECTIVE INVESTMENT TRUST SERIES	149.990	149.990
10 AB INTERNATIONAL STRATEGIC EQUITIES HARVESTING SERIES	62.550	62.550
519 AB SICAV I - EUROPE (EX UK) EQ	3.295	3.295
520 AB SICAV I - EUROPEAN EQUITY P	1.136.709	1.136.709
521 AB SICAV I - EUROZONE EQUITY P	1.149.346	1.149.346
11 AB TRUST - AB INTERNATIONAL VALUE FUND	172.790	172.790
12 AB VARIABLE PRODUCTS SERIES FUND INC. - AB DYNAMIC ASSET AL LOCATION PORTFOLIO	3.435	3.435
13 AB VPSF AB GLOBAL RISK ALLOCATIONMODERATE PORTFOLIO	6.057	6.057
1629 ABB PENSION FUND	2.917	2.917
1092 ABERDEEN INVESTMENT FUNDS UK ICVC II - ABERDEEN EUROPEAN EQUITY TRACKER FUND	32.539	32.539
1093 ABERDEEN INVESTMENT FUNDS UK ICVC II - ABERDEEN WORLD EQUITY ENHANCED INDEX FUN	20.052	20.052
1094 ABERDEEN INVESTMENT FUNDS UK ICVC II-ABERDEEN EUROPEAN EQUITY ENHANCED INDEX FL	159.150	159.150
630 ABU DHABI PENSION FUND	33.788	33.788
631 ABU DHABI PENSION FUND	83.324	83.324
632 ACADIAN INTERNATIONAL EQUITY MANAGED VOLATILITY CIT FUND	3.797	3.797
633 ACCIDENT COMPENSATION CORPORATION	358.788	358.788
1095 ACORN 1998 TRUST.	510	510
634 ACTIAM BF SRIFEE	46.480	46.480
635 ACTIAM SUSTAINABLE INDEX FUND EQUITY EUROPE	10.879	10.879
1630 ADVANCED SERIES TRUST AST ADVANCED STRATEGIES PORTFOLIO	240.200	240.200
1631 ADVANCED SERIES TRUST AST BLACKROCK GLOBAL STRATEGIES POR	24.919	24.919
1545 ADVANCED SERIES TRUST AST CAPITAL GROWTH ASSET ALLOCATION PORTFOLIO	52.542	52.542
1632 ADVANCED SERIES TRUST AST INTERNATIONAL VALUE PORTFOLIO	88.584	88.584
1633 ADVANCED SERIES TRUST AST T ROWE PRICE ASSET ALLOCATION	548.675	548.675
636 ADVISER MANAGED TRUST - TACTICAL OFFENSIVE EQUITY FUND	11.301	11.301
1097 AEGON CUSTODY B.V	42.799	42.799
1096 AEGON CUSTODY B.V	80.559	80.559
1840 AF DYNAMIC MULTI FACTO GLOBAL EQ-EUROPE	2.210	2.210
522 AFER AVENIR SENIOR	128.000	128.000
523 AFS-GLOBAL MULTI ASSET GR	3.380	3.380
14 AGFIQ ENHANCED CORE INTERNATIONAL EQUITY ETF	45.221	45.221
15 AGIALLIANZ VERMOEGENSBILDUNG EUROPA	1.197.334	1.197.334
1098 AHL ALPHA CORE MASTER LIMITED C/O MAPLES CORPORATE SERVICES LIMITED	367	367
637 AIA GLOBAL MULTI-FACTOR EQUITY FUND	5.423	5.423
1634 AIB GROUP IRISH PENSION SCHEME	1	1
16 AII ALLIANZ BEST STYLES GLOBAL AC EQUITY FUND	4.460	4.460
1546 ALAMOSIA LLC	8.989	8.989
17 ALASKA COMMON TRUST FUND	24.107	24.107
1637 ALASKA PERMANENT FUND CORPORATION	16	16
1638 ALASKA PERMANENT FUND CORPORATION	57	57

Mediobanca S.p.A.

Assemblea ordinaria e straordinaria

28 ottobre 2021

**Esito della votazione sul punto 2
dell'ordine del giorno**

SCHEDA NOMINATIVO

	NUMERO DI AZIONI	
	TOTALE	CON DIRITTO DI VOTO
1635 ALASKA PERMANENT FUND CORPORATION	278	278
1639 ALASKA PERMANENT FUND CORPORATION	286	286
1640 ALASKA PERMANENT FUND CORPORATION	1.089	1.089
1641 ALASKA PERMANENT FUND CORPORATION	3.017	3.017
1636 ALASKA PERMANENT FUND CORPORATION	6.886	6.886
1099 ALFRED I DUPONT CHARITABLE TRUST	5.252	5.252
638 ALGEBRIS UCITS FUNDS PLC ALGEBRIS CORE ITALY FUND	330.000	330.000
1100 ALICE A PROIETTI FAMILY TRUST UAD 09/27/13	2.496	2.496
1473 ALLEANZA ASSICURAZIONI S.P.A.	363.720	363.720
18 ALLIANCEBERNSTEIN DELAWARE BUSINESS TRUST - AB INTERNATIONAL STRATEGIC EQUITIES S	92.510	92.510
19 ALLIANCEBERNSTEIN VARIABLE PRODUCTS SERIES, INC. INTERNATIONAL VALUE PORTFO	449.750	449.750
20 ALLIANZ AZIONI EUROPA	338.087	338.087
21 ALLIANZ AZIONI ITALIA ALL STARS LL STARS	1.030.000	1.030.000
23 ALLIANZ GLOBAL INVESTORS FUND	7.470	7.470
22 ALLIANZ GLOBAL INVESTORS FUND	19.730	19.730
26 ALLIANZ GLOBAL INVESTORS FUND	158.373	158.373
25 ALLIANZ GLOBAL INVESTORS FUND	175.000	175.000
24 ALLIANZ GLOBAL INVESTORS FUND	1.014.380	1.014.380
640 ALLIANZ GLOBAL INVESTORS GMBH	25.000	25.000
639 ALLIANZ GLOBAL INVESTORS GMBH	29.348	29.348
641 ALLIANZ GLOBAL INVESTORS GMBH	102.776	102.776
642 ALLIANZ GLOBAL INVESTORS GMBH	753.700	753.700
27 ALLIANZ GLOBAL INVESTORS GMBH FOR ALLIANZGIFONDS HPT	92.604	92.604
28 ALLIANZ ITALIA 50 SPECIAL	53.300	53.300
643 ALLIANZ PV-WS RCM SYSPRO VALUE EUROPE	74.130	74.130
644 ALLIANZGI-FONDS DSPT	2.604	2.604
645 ALLIANZGI-FONDS PTV2 SEGMENT PTV2-GM1-G_MA	37.586	37.586
646 ALLIANZGI-H SEGMENT EFK	115.000	115.000
647 ALLIANZGI-SUBFONDS TOB -NEU-	4.280	4.280
1642 ALTE LEIPZIGER TRUST INVESTMENT GESELLSCHAFT MBH AL TRUST AKTIEN	3.737	3.737
1101 ALW 2010 FAMILY TRUST ALICE WALTONC/O WALTON ENTERPRISES LLC	32.633	32.633
29 AMCETF QUALITY DIVERSIFIED INTERNATIONAL ETF	14.615	14.615
30 AMCWMNT INTERNATIONAL VALUE FUND	507.877	507.877
31 AMERICAN CENTURY ETF TRUST-AVANTIS INTERNATIONAL EQUITY ETF	15.614	15.614
32 AMERICAN CENTURY ETF TRUST-AVANTIS INTERNATIONAL EQUITY FUND	1.880	1.880
33 AMERICAN CENTURY WORLD MUTUAL FUNDS INC INTERNATIONAL VALUE FUND	27.207	27.207
1547 AMERICAN ELECTRIC POWER MASTER RETIREMENT TRUST	60.148	60.148
1548 AMERICAN ELECTRIC POWER SYSTEM RETIREE MEDICALTRUST FOR CE S	18.581	18.581
648 AMERICAN HEART ASSOCIATION, INC.	540	540
649 AMP INTERNATIONAL EQUITY INDEX FUND	59.666	59.666
650 AMP INTERNATIONAL EQUITY INDEX FUND HEDGED	3.063	3.063
651 AMP WHOLESALE GLOBAL EQUITIES FUND	14.483	14.483
1824 AMUNDI ACCUMULAZIONE ITALIA PIR 2023	126.000	126.000
1882 AMUNDI ACTIONS EURO ISR	351.284	351.284
1883 AMUNDI ACTIONS EUROPE ISR	101.965	101.965
1825 AMUNDI BEST SELECTION CLASSIC	24.315	24.315
1826 AMUNDI BEST SELECTION PLUS	30.205	30.205
1827 AMUNDI BEST SELECTION TOP	15.508	15.508
1828 AMUNDI DIVIDENDO ITALIA	700.000	700.000
1884 AMUNDI EQUILIBRE GLOBAL SOLIDAIRE	8.298	8.298
1885 AMUNDI ESG GLOBAL LOW CARBON FUND	9.235	9.235

Mediobanca S.p.A.

Assemblea ordinaria e straordinaria

28 ottobre 2021

Esito della votazione sul punto 2
dell'ordine del giorno

SCHEDA NOMINATIVO

	NUMERO DI AZIONI	
	TOTALE	CON DIRITTO DI VOTO
1841 AMUNDI EURO ISTOXX CLIMATE PARIS ALIGNED PAB	1.751	1.751
1886 AMUNDI EUROPE MONDE	110.085	110.085
1842 AMUNDI FDS GLOB MULTI-ASSET CONSERVATIVE	268.503	268.503
1843 AMUNDI FDS GLOBAL MULTI-ASSET TARGET INC	46.743	46.743
1844 AMUNDI FUNDS DYNAMIC MULTI FACT EUROPE EQU	67	67
1845 AMUNDI FUNDS DYNAMIC MULTI FACTORS EURO	4.121	4.121
1846 AMUNDI FUNDS EQUITY EURO RISK PARITY	949	949
1847 AMUNDI FUNDS EQUITY EUROLAND SMALL CAP	12.465	12.465
1848 AMUNDI FUNDS EQUITY EUROPE RISK PARITY	10	10
1849 AMUNDI FUNDS EURO MULTI-ASSET TARGET INC	106.925	106.925
1850 AMUNDI FUNDS EUROLAND EQUITY	2.195.970	2.195.970
1851 AMUNDI FUNDS EUROPEAN EQUITY SMALL CAP	941.217	941.217
1852 AMUNDI FUNDS GLOBAL MULTI-ASSET	64.814	64.814
1853 AMUNDI FUNDS MULTI ASSET CONSERVATIVE	472	472
652 AMUNDI HK - GREEN PLANET FUND	35.426	35.426
1887 AMUNDI HORIZON	4.349	4.349
1854 AMUNDI INDEX EQUITY GLOBAL MULTI SMART ALLOCATION SCIENTIFIC BETA	390	390
1855 AMUNDI INDEX MSCI EUROPE	543	543
1856 AMUNDI INDEX MSCI WORLD	100	100
1888 AMUNDI LABEL DYNAMIQUE ESR	21.332	21.332
1889 AMUNDI LABEL EQUILIBRE ESR	26.249	26.249
1890 AMUNDI LABEL PRUDENCE ESR	13.898	13.898
1857 AMUNDI MSCI EMU ESG UNIVERSAL SELECT	600	600
1858 AMUNDI MSCI EUROPE CLIMATE PARIS ALIGNED PAB	647	647
1859 AMUNDI MSCI EUROPE CLIMATE TRANSIT CTB	4.507	4.507
1860 AMUNDI MSCI EUROPE ESG UNIVERSAL SELECT	127	127
1861 AMUNDI MSCI EUROPE EX UK	16	16
1891 AMUNDI MSCI WORLD CLIMATE PARI	965	965
1862 AMUNDI MSCI WORLD CLIMATE PARIS ALIG PAB	3.095	3.095
1863 AMUNDI MSCI WORLD CLIMATE TRANSITION CTB	22.947	22.947
1829 AMUNDI OBIETTIVO CRESCITA 2022	4.106	4.106
1830 AMUNDI OBIETTIVO CRESCITA 2022 DUE	4.456	4.456
1831 AMUNDI OBIETTIVO RISPARMIO 2022	1.058	1.058
1832 AMUNDI OBIETTIVO RISPARMIO 2022 DUE	1.115	1.115
1833 AMUNDI OBIETTIVO RISPARMIO 2022 QUATTRO	987	987
1834 AMUNDI OBIETTIVO RISPARMIO 2022 TRE	934	934
1892 AMUNDI PATRIMOINE	44.925	44.925
1893 AMUNDI PATRIMOINE PEA	244.676	244.676
1864 AMUNDI PRIME EUROPE - UCITS ETF DR	207	207
1865 AMUNDI PRIME EUROZONE	1.434	1.434
1866 AMUNDI PRIME GLOBAL - UCITS ETF DR	66	66
1835 AMUNDI PROGETTO INCOME 2025	12.687	12.687
1836 AMUNDI PROGETTO INCOME 2026	6.964	6.964
1837 AMUNDI PROGETTO INCOME 2026 DUE	11.181	11.181
1838 AMUNDI PROGETTO INCOME AGOSTO 2026	8.628	8.628
1894 AMUNDI RENDEMENT PLUS	106	106
526 AMUNDI SGR SPA	1.676	1.676
524 AMUNDI SGR SPA	4.395	4.395
533 AMUNDI SGR SPA	9.345	9.345
527 AMUNDI SGR SPA	26.845	26.845
528 AMUNDI SGR SPA	28.009	28.009

Mediobanca S.p.A.

Assemblea ordinaria e straordinaria

28 ottobre 2021

**Esito della votazione sul punto 2
dell'ordine del giorno**

SCHEDA NOMINATIVO

	NUMERO DI AZIONI	
	TOTALE	CON DIRITTO DI VOTO
529 AMUNDI SGR SPA	32.903	32.903
525 AMUNDI SGR SPA	47.382	47.382
530 AMUNDI SGR SPA	56.600	56.600
531 AMUNDI SGR SPA	103.976	103.976
532 AMUNDI SGR SPA	263.948	263.948
534 AMUNDI SGR SPA / AMUNDI RISPARMIO ITALIA	1.279.692	1.279.692
535 AMUNDI SGR SPA / AMUNDI SVILUPPO ITALIA	2.177.000	2.177.000
536 AMUNDI SGR SPA / OBBLIGAZIONARIO PIU' A DIS TRIBUZIONE	170.925	170.925
537 AMUNDI SGR SPA/AMUNDI ELITE MULTI ASSET FLEXIBLE	101.686	101.686
1895 AMUNDI STRATEGIES ACT EURP RISK PARITY	1.060	1.060
1839 AMUNDI VALORE ITALIA PIR	344.000	344.000
1881 AMUNDI WELTPORTFOLIO	8.843	8.843
1475 ANGELINI PARTECIPAZIONI FINANZIARI SRL	4.000.000	4.000.000
1474 ANGELINI PARTECIPAZIONI FINANZIARIE SRL	4.000.000	4.000.000
653 ANIMA AZIONARIO PAESI SVILUPPATI LTE	1.463	1.463
654 ANIMA CRESCITA ITALIA	3.033.515	3.033.515
655 ANIMA CRESCITA ITALIA NEW	165.384	165.384
34 ANIMA FUNDS PUBLIC LIMITED COMPANY	194.696	194.696
656 ANIMA INIZIATIVA ITALIA	4.518.992	4.518.992
657 ANIMA ITALIA	2.859.447	2.859.447
658 AON MASTER TRUST	44.427	44.427
1896 AP ACTIONS 1 EURO	25.374	25.374
659 AQUARIUS INTERNATIONAL FUND	3.974	3.974
660 ARAMCO US RETIREMENT INCOME PLAN TRUST	12.200	12.200
1823 ARBEJDSMARKEDETS TILLAEGSPENSION	3.181.719	3.181.719
1476 ARCA S.P.A.	652.500	652.500
661 ARGENTA DP	205.400	205.400
662 ARGENTA DP	649.950	649.950
1643 ARIZONA PSPRS TRUST	73.348	73.348
1551 ARIZONA STATE RETIREMENT SYSTEM	1	1
1550 ARIZONA STATE RETIREMENT SYSTEM	4.377	4.377
1512 ARK LIFE ASSURANCE COMPANY DESIGNATED ACTIVITY COMPANY	1.766	1.766
1510 ARK LIFE ASSURANCE COMPANY DESIGNATED ACTIVITY COMPANY	3.366	3.366
1513 ARK LIFE ASSURANCE COMPANY DESIGNATED ACTIVITY COMPANY	5.631	5.631
1511 ARK LIFE ASSURANCE COMPANY DESIGNATED ACTIVITY COMPANY	15.081	15.081
35 ARKWRIGHT, LLC	4.719	4.719
36 ARKWRIGHT, LLC	8.391	8.391
663 ARRCO QUANT 1	46.213	46.213
1897 ARRCO QUANT 2	189.125	189.125
37 ARROWSTREET ACWI ALPHA EXTENSION FUND III (CAYMAN) LIMITED	95.603	95.603
1552 ARROWSTREET GLOBAL EQUITY ACWI CIT A SUB FUND OF ARROWSTREET COLLECTIVE INVESTI	106.004	106.004
664 ARROWSTREET GLOBAL EQUITY FUND	741.274	741.274
1102 ARUSHA BOURKE SEPARATE PROPERTY TRUST UAD 11/16/09	232	232
1103 ARVEST FOUNDATION	400	400
665 ARVESTAR ASSET MANAGEMENT SA REPRESENTING ARGENTA PENSIOENSPAARFONDS	2.155.000	2.155.000
666 ARVESTAR ASSET MANAGEMENT SA REPRESENTING ARGENTA PENSIOENSPAARFONDS DE	113.150	113.150
1104 ASCENSION ALPHA FUND LLC.	6.029	6.029
1105 ASSET MANAGEMENT EXCHANGE UCITS CCF	4.883	4.883
1898 ASSURDIX	22.530	22.530
667 ATCP-UI-FONDS	6.059	6.059
1899 ATOUT EUROLAND CORE +	119.525	119.525

Mediobanca S.p.A.

Assemblea ordinaria e straordinaria

28 ottobre 2021

Esito della votazione sul punto 2
dell'ordine del giorno

SCHEDA NOMINATIVO

	NUMERO DI AZIONI	
	TOTALE	CON DIRITTO DI VOTO
1900 ATOUT EUROLAND HAUT RENDEMENT	7.840	7.840
1901 ATOUT EUROPE CORE +	62.027	62.027
1902 ATOUT FRANCE CORE +	15.180	15.180
1477 AURELIA S.R.L.	4.300.000	4.300.000
1644 AURION GLOBAL EQUITY FUND	2.103	2.103
1106 AUSTRALIAN CAPITAL TERRITORY	15.114	15.114
668 AUSTRALIANSUPER	35	35
1107 AVALON PORTFOLIO II LLC	4.451	4.451
539 AVIVA DIVERSIFIE	3.342	3.342
540 AVIVA INVEST VALORISATION	122.188	122.188
541 AVIVA INVESTORS CONVICTION	229.805	229.805
669 AVIVA INVESTORS INVESTMENT FUNDS ICVC AVIVA INVESTORS INTERNATIONAL INDEX TRAC	10.591	10.591
670 AVIVA INVESTORS PASSIVE FUNDS ACS - AI 30:70 GLOBAL EQUITY (CURRENCY HEDGED) INDEX I	9.270	9.270
671 AVIVA INVESTORS PASSIVE FUNDS ACS - AI 50:50 GLOBAL EQUITY INDEX FUND	68.208	68.208
672 AVIVA INVESTORS PASSIVE FUNDS ACS - AI 60:40 GLOBAL EQUITY INDEX FUND	16.450	16.450
673 AVIVA INVESTORS PASSIVE FUNDS ACS - AI CONTINENTAL EUROPEAN EQUITY INDEX FUND	15.188	15.188
674 AVIVA INVESTORS PASSIVE FUNDS ACS - AI DEVELOPED EUROPEAN EX UK EQUITY INDEX FUND	23.975	23.975
675 AVIVA INVESTORS PASSIVE FUNDS ACS - AI DEVELOPED WORLD EX UK EQUITY INDEX FUND	44.155	44.155
676 AVIVA LIFE & PENSIONS UK LIMITED	1.586	1.586
677 AVIVA LIFE & PENSIONS UK LIMITED	3.333	3.333
678 AVIVA LIFE & PENSIONS UK LIMITED	5.018	5.018
681 AVIVA LIFE & PENSIONS UK LIMITED	11.737	11.737
679 AVIVA LIFE & PENSIONS UK LIMITED	16.145	16.145
680 AVIVA LIFE & PENSIONS UK LIMITED	16.224	16.224
682 AVIVA LIFE & PENSIONS UK LIMITED	34.487	34.487
542 AVIVA PATRIMOINE	21.476	21.476
543 AVIVA PERFORMANCE	6.415	6.415
39 AWARE SUPER	176	176
38 AWARE SUPER	239	239
41 AWARE SUPER	1.382	1.382
40 AWARE SUPER	2.536	2.536
42 AWARE SUPER LEVEL 28	2.756	2.756
683 AXA AA DIVERSIFIE INDICIEL 1	39.597	39.597
1645 AXA MPS FINANCIAL DESIGNATED ACTIVITY CO	453.000	453.000
684 AXA VORSORGE FONDS II EQUITIES GLOBAL MARKETS PASSIVE CREDIT SUISSE FUNDS AG	39.424	39.424
43 AXA WORLD FUNDS	1.150.000	1.150.000
685 AZ FUND 1 AZ ALLOCATION PIR ITALIAN EXCELLENCE 30	16.000	16.000
686 AZ FUND 1 AZ ALLOCATION PIR ITALIAN EXCELLENCE 70	260.415	260.415
687 AZIMUT CAPITAL MANAGEMENT SGR S.P.A	115.000	115.000
1646 AZL DFA INTERNATIONAL CORE EQUITY FUND	11.475	11.475
1647 AZL INTERNATIONAL INDEX FUND	64.613	64.613
1648 AZL MSCI GLOBAL EQUITY INDEX FUND	5.740	5.740
1478 BANCA MEDIOLANUM S.P.A.	22.644.712	22.644.712
1553 BANCO BILBAO VIZCAYA MADRID	60.158	60.158
690 BANCO CENTRAL DE TIMOR-LESTE (BCTL)	4.041	4.041
688 BANCO CENTRAL DE TIMOR-LESTE (BCTL)	23.291	23.291
689 BANCO CENTRAL DE TIMOR-LESTE (BCTL)	26.233	26.233
1108 BANCO NACIONAL DE PANAMA ACTING AS TRUSTEE OF THE FIDEICOMISO DE FOND O DE AHORI	5.010	5.010
1651 BANK OF KOREA	1	1
1649 BANK OF KOREA	2.209	2.209
1654 BANK OF KOREA	2.350	2.350

Mediobanca S.p.A.

Assemblea ordinaria e straordinaria

28 ottobre 2021

**Esito della votazione sul punto 2
dell'ordine del giorno**

SCHEDA NOMINATIVO

	NUMERO DI AZIONI	
	TOTALE	CON DIRITTO DI VOTO
1650 BANK OF KOREA	25.506	25.506
1652 BANK OF KOREA	132.901	132.901
1653 BANK OF KOREA	153.462	153.462
1109 BATTELLE MEMORIAL INSTITUTE	23.180	23.180
1554 BCT POOLED INVESTMENT FUND SERIES SMART EUROPEAN EQUITY FUND	7.438	7.438
44 BEAR CREEK INC	6.029	6.029
45 BEAR CREEK INC	13.251	13.251
1110 BEAT DRUGS FUND ASSOCIATION	789	789
1111 BECTON DICKINSON AND COMPANY MASTER RETIREMENT TRUST	16.855	16.855
1903 BEL EQUITY EUROPE ESG	52.686	52.686
1655 BELL ATLANTIC MASTER TRUST	2.499	2.499
1112 BELLEVUE FUNDS (LUX) - BB ENTREPRENEUR EUROPE SMALL	146.845	146.845
1656 BELLSOUTH CORP RFA VEBA TRUST	8.047	8.047
1113 BELLSOUTH CORPORATE TRUST UNDER EXECUTIVE BENEFIT PLAN(S) FO.	4.100	4.100
1114 BELLSOUTH CORPORATE TRUST UNDER EXECUTIVE BENEFIT PLAN(S).	20.600	20.600
1115 BELLSOUTH CORPORATION TRUST UNDER EXECUTIVE BENEFIT PLAN(S)	3.600	3.600
1116 BELLSOUTH ENTERPRISES INC. TRUST UNDER EXECUTIVE BENEFIT PLA.	5.700	5.700
46 BERNSTEIN FUND INC INTERNATIONAL STRATEGIC EQUITIES PORTFOLIO	6.502.400	6.502.400
691 BEST INVESTMENT CORPORATION	2.038	2.038
692 BEST INVESTMENT CORPORATION	7.238	7.238
693 BESTSELECT - AB EUROPEAN EQUITY	361.512	361.512
1117 BETTER BE GOOD LLC	411	411
1904 BFT EURO FUTUR ESG	58.000	58.000
1905 BFT PARTNERS - VIA EQUITY EURO	75.092	75.092
47 BLACKROCK - IG INTERNATIONALEQUITY POOL	34.007	34.007
694 BLACKROCK ADVANTAGE ESG INTERNATIONAL EQUITY FUND OF BLACKROCK FUNDS	897	897
546 BLACKROCK ADVANTAGE GLOBAL FUN	5.423	5.423
1657 BLACKROCK ADVANTAGE INTERNATIONAL FUND	325.912	325.912
1124 BLACKROCK AUTHORISED CONTRACTUAL SCHEME I	309	309
1119 BLACKROCK AUTHORISED CONTRACTUAL SCHEME I	1.095	1.095
1123 BLACKROCK AUTHORISED CONTRACTUAL SCHEME I	1.231	1.231
1120 BLACKROCK AUTHORISED CONTRACTUAL SCHEME I	2.284	2.284
1118 BLACKROCK AUTHORISED CONTRACTUAL SCHEME I	6.554	6.554
1121 BLACKROCK AUTHORISED CONTRACTUAL SCHEME I	7.182	7.182
1122 BLACKROCK AUTHORISED CONTRACTUAL SCHEME I	10.375	10.375
695 BLACKROCK CDN MSCI ACWI EX-CANADA INDEX FUND	15.920	15.920
696 BLACKROCK CDN MSCI EAFE EQUITY INDEX FUND	18.261	18.261
697 BLACKROCK FISSION INDEXED INTERNATIONAL EQUITY FUND	3.184	3.184
1658 BLACKROCK FUND MANAGERS LTD	25.763	25.763
1515 BLACKROCK FUNDS I ICAV	588	588
1514 BLACKROCK FUNDS I ICAV	14.335	14.335
1660 BLACKROCK GLOBAL FUNDS	91.906	91.906
1659 BLACKROCK GLOBAL FUNDS	141.941	141.941
48 BLACKROCK GLOBAL INDEX FUNDS	1.410	1.410
49 BLACKROCK GLOBAL INDEX FUNDS	15.239	15.239
1517 BLACKROCK INDEX SELECTION FUND	346	346
1518 BLACKROCK INDEX SELECTION FUND	699	699
1519 BLACKROCK INDEX SELECTION FUND	1.160	1.160
1516 BLACKROCK INDEX SELECTION FUND	9.353	9.353
1520 BLACKROCK INDEX SELECTION FUND	11.055	11.055
698 BLACKROCK INSTITUTIONAL POOLED FUNDS PLC	122	122

Mediobanca S.p.A.

Assemblea ordinaria e straordinaria

28 ottobre 2021

**Esito della votazione sul punto 2
dell'ordine del giorno**

SCHEDA NOMINATIVO

		NUMERO DI AZIONI	
		TOTALE	CON DIRITTO DI VOTO
699	BLACKROCK INSTITUTIONAL POOLED FUNDS PLC	5.398	5.398
709	BLACKROCK INSTITUTIONAL TRUST COMPANY, N.A. INVESTMENT FUNDS FOR EMPLOYEE BE	2.392	2.392
707	BLACKROCK INSTITUTIONAL TRUST COMPANY, N.A. INVESTMENT FUNDS FOR EMPLOYEE BE	8.620	8.620
713	BLACKROCK INSTITUTIONAL TRUST COMPANY, N.A. INVESTMENT FUNDS FOR EMPLOYEE BE	18.247	18.247
702	BLACKROCK INSTITUTIONAL TRUST COMPANY, N.A. INVESTMENT FUNDS FOR EMPLOYEE BE	32.263	32.263
710	BLACKROCK INSTITUTIONAL TRUST COMPANY, N.A. INVESTMENT FUNDS FOR EMPLOYEE BE	51.612	51.612
706	BLACKROCK INSTITUTIONAL TRUST COMPANY, N.A. INVESTMENT FUNDS FOR EMPLOYEE BE	65.630	65.630
704	BLACKROCK INSTITUTIONAL TRUST COMPANY, N.A. INVESTMENT FUNDS FOR EMPLOYEE BE	93.617	93.617
700	BLACKROCK INSTITUTIONAL TRUST COMPANY, N.A. INVESTMENT FUNDS FOR EMPLOYEE BE	121.813	121.813
708	BLACKROCK INSTITUTIONAL TRUST COMPANY, N.A. INVESTMENT FUNDS FOR EMPLOYEE BE	324.706	324.706
712	BLACKROCK INSTITUTIONAL TRUST COMPANY, N.A. INVESTMENT FUNDS FOR EMPLOYEE BE	343.597	343.597
701	BLACKROCK INSTITUTIONAL TRUST COMPANY, N.A. INVESTMENT FUNDS FOR EMPLOYEE BE	498.247	498.247
705	BLACKROCK INSTITUTIONAL TRUST COMPANY, N.A. INVESTMENT FUNDS FOR EMPLOYEE BE	994.712	994.712
714	BLACKROCK INSTITUTIONAL TRUST COMPANY, N.A. INVESTMENT FUNDS FOR EMPLOYEE BE	1.075.696	1.075.696
703	BLACKROCK INSTITUTIONAL TRUST COMPANY, N.A. INVESTMENT FUNDS FOR EMPLOYEE BE	1.147.880	1.147.880
711	BLACKROCK INSTITUTIONAL TRUST COMPANY, N.A. INVESTMENT FUNDS FOR EMPLOYEE BE	1.767.813	1.767.813
715	BLACKROCK INTERNATIONAL ALPHA TILTS FUND	6.086	6.086
716	BLACKROCK INTERNATIONAL INDEX V.I. FUND OF BLACKROCK VARIABLE SERIES FUNDS, INC	7.311	7.311
1661	BLACKROCK LIFE LIMITED	16.949	16.949
1663	BLACKROCK LIFE LTD	155	155
1662	BLACKROCK LIFE LTD	1.475	1.475
1664	BLACKROCK LIFE LTD	3.035	3.035
1665	BLACKROCK LIFE LTD	4.157	4.157
1666	BLACKROCK LIFE LTD	15.765	15.765
1667	BLACKROCK LIFE LTD	94.972	94.972
717	BLACKROCK MSCI EAFE EQUITY INDEX NON-LENDABLE FUND B	122.315	122.315
718	BLACKROCK MSCI EMU IMI INDEX FUND B (EMUIMIB)	457	457
719	BLACKROCK MULTI-ASSET INCOME PORTFOLIO OF BLACKROCK FUNDS II	290.330	290.330
1668	BLACKROCK SOLUTIONS FUNDS ICAV	73.908	73.908
	50 BLACKROCK STRATEGIC FUNDS	135	135
1125	BLACKROCK UCITS CCF. BLACKROCK ASSET MANAGEMENT IRELAND LIMITED	29.968	29.968
	51 BMO MSCI EAFE INDEX ETF	143.252	143.252
1555	BNY MELLON DT NSL INTERNATIONAL STOCK INDEX FUND	28.379	28.379
1669	BNY MELLON INTERNATIONAL STOCK INDEX FUND	18.619	18.619
1556	BNYM MELLON CF SL INTERNATIONAL STOCK INDEX FUND	33.269	33.269
1557	BNYM MELLON DB SL INTERNATIONAL STOCK INDEX FUND	308.072	308.072
1558	BNYM MELLON NSL INTERNATIONAL STOCK INDEX FUND	57.100	57.100
720	BNZ WHOLESALE INTERNATIONAL EQUITIES (INDEX) FUND	11.626	11.626
1671	BOARD OF PENSIONS OF THE EVANGELICAL LUTHERAN CHURCH IN AMERICA	2.801	2.801
1670	BOARD OF PENSIONS OF THE EVANGELICAL LUTHERAN CHURCH IN AMERICA	7.684	7.684
721	BOILERMAKERS NATIONAL ANNUITY TRUST	45.281	45.281
	52 BP PENSION FUND	9.127	9.127
	722 BPI GIF	49.000	49.000
1559	BRANDYTRUST GLOBAL PARTNERS LP	14.549	14.549
550	BRIDGE BUILDER INTERNATIONAL E	26.741	26.741
	54 BRIGHTHOUSE FUNDS TRUST II METLIFE MSCI EAFE INDEX PORTFOLIO	44.816	44.816
1127	BRITISH COLUMBIA INVESTMENT MANAGEMENT CORPORATION.	761	761
1126	BRITISH COLUMBIA INVESTMENT MANAGEMENT CORPORATION.	963	963
	723 BRUNEI SHELL RETIREMENT BENEFIT FUND	1.272	1.272
1560	BRUNSWICK UNIT 1 QUALIFIED NUCLEAR DECOMMISSIONING FUND	4.977	4.977
1561	BRUNSWICK UNIT 2 QUALIFIED NUCLEAR DECOMMISSIONING FUND	5.094	5.094

Mediobanca S.p.A.

Assemblea ordinaria e straordinaria

28 ottobre 2021

**Esito della votazione sul punto 2
dell'ordine del giorno**

SCHEDA NOMINATIVO

	NUMERO DI AZIONI	
	TOTALE	CON DIRITTO DI VOTO
724 BT INTERNATIONAL SHARES INDEX FUND	39.176	39.176
725 BT WHOLESALE MULTI-MANAGER INTERNATIONAL SHARE FUND	13.778	13.778
726 BUMA-UNIVERSAL-FONDS I	6.536	6.536
727 BUREAU OF LABOR FUNDS - LABOR RETIREMENT FUND	1.798	1.798
730 BUREAU OF LABOR FUNDS-LABOR PENSION FUND	1.586	1.586
729 BUREAU OF LABOR FUNDS-LABOR PENSION FUND	2.742	2.742
728 BUREAU OF LABOR FUNDS-LABOR PENSION FUND	3.856	3.856
732 BUREAU OF LABOR FUNDS-LABOR PENSION FUND	5.140	5.140
731 BUREAU OF LABOR FUNDS-LABOR PENSION FUND	9.820	9.820
55 CAISSE DE DEPOT ET PLACEMENT DUQUEBEC	4.543	4.543
733 CAISSE DES DEPOTS ET CONSIGNATIONS	218.946	218.946
734 CALCIUM QUANT	34.724	34.724
59 CALIFORNIA PUBLIC EMPLOYEES RETIREMENT SYSTEM	3.978	3.978
58 CALIFORNIA PUBLIC EMPLOYEES RETIREMENT SYSTEM	5.055	5.055
57 CALIFORNIA PUBLIC EMPLOYEES RETIREMENT SYSTEM	718.940	718.940
56 CALIFORNIA PUBLIC EMPLOYEES RETIREMENT SYSTEM	1.497.441	1.497.441
61 CALIFORNIA STATE TEACHERS' RETIREMENT SYSTEM	1.829	1.829
62 CALIFORNIA STATE TEACHERS' RETIREMENT SYSTEM	62.819	62.819
63 CALIFORNIA STATE TEACHERS' RETIREMENT SYSTEM	166.966	166.966
60 CALIFORNIA STATE TEACHERS' RETIREMENT SYSTEM	203.943	203.943
64 CALIFORNIA STATE TEACHERS' RETIREMENT SYSTEM	309.558	309.558
1534 CALT 2004 SRL	1.500.000	1.500.000
1129 CALVERT CLIFFS NUCLEAR POWER PLANT UNIT ONE QUALIFIED FUND	2.200	2.200
1128 CALVERT CLIFFS NUCLEAR POWER PLANT UNIT ONE QUALIFIED FUND	2.900	2.900
65 CALVERT INTERNATIONAL RESPONSIBLE INDEX FUND	29.117	29.117
66 CALVERT VP EAFE INTERNATIONAL INDEX PORTFOLIO	4.446	4.446
67 CANADA PENSION PLAN INVESTMENT BOARD (CPPIB)	3.750.500	3.750.500
1535 CAPITOLIUM SRL	300.000	300.000
68 CARLETON UNIVERSITY RETIREMENT PLAN	52.850	52.850
1130 CARNELIAN INVESTMENT MANAGEMENT LLC	11.620	11.620
1562 CAROL SPEARS REV TRUST DTD 9 29 2006	4.000	4.000
69 CAYMAN ISLANDS CHAMBER OF COMMERCE PENSION FUND	3.666	3.666
1880 CB NL AIF CLIENTS ASSETS TAXABLE	16.570	16.570
1131 CBOSC-CBGS-WGSS07	12.141	12.141
736 CC AND L ALTERNATIVE GLOBAL EQUITY FUND	315	315
1563 CDW 73 IRR PARA GL	351	351
1876 CENTRAL BANK OF IRELAND	1.051	1.051
1564 CENTRAL PENSION FUND OF THE INTERNATIONAL UNION OF OPERATING EMPLOYERS	14.168	14.168
1565 CENTRAL PENSION FUND OF THE INTERNATIONAL UNION OF OPERATING ENGINEERS AND PART	118.209	118.209
70 CENTRAL PROVIDENT FUND BOARD	1.396	1.396
1132 CFSIL ATF CMLA INTERNATIONAL SHARE FUND	8.069	8.069
1133 CHALLENGE FUNDS - CHALLENGE EUROPEAN EQUITY FUND	18.098	18.098
737 CHINA LIFE INSURANCE (GROUP) COMPANY	1.597	1.597
71 CHRISTIAN SUPER	1.787	1.787
1134 CHRISTOPHER J MILLERCHIP	519	519
72 CIBC EUROPEAN INDEX FUND	3.780	3.780
73 CIBC INTERNATIONAL INDEX FUND	33.893	33.893
74 CIBC POOLED INTERNATIONAL EQUITY INDEX FUND	3.132	3.132
1135 CINDY SPRINGS LLC	49.952	49.952
1137 CITIBANK INTERNATIONAL PLC AS TRUSTEE CITIBANK INT.PL	131.561	131.561
1136 CITIBANK INTERNATIONAL PLC AS TRUSTEE CITIBANK INT.PL	2.005.574	2.005.574

Mediobanca S.p.A.

Assemblea ordinaria e straordinaria

28 ottobre 2021

**Esito della votazione sul punto 2
dell'ordine del giorno**

SCHEDA NOMINATIVO

	NUMERO DI AZIONI	
	TOTALE	CON DIRITTO DI VOTO
1138 CITITRUST LIMITED AS TRUSTEE OF BLACKROCK PREMIER FUNDS-BLACKROCK WORLD EQUITY	3.625	3.625
1566 CITW FUND LP	582	582
1139 CITY OF FRESNO RETIREMENT SYSTEMS	169.764	169.764
1141 CITY OF LOS ANGELES FIRE AND POLICE PENSION PLAN	39.795	39.795
1140 CITY OF LOS ANGELES FIRE AND POLICE PENSION PLAN	81.351	81.351
1672 CITY OF MEMPHIS RETIREMENT SYSTEM	31.453	31.453
75 CITY OF NEW YORK GROUP TRUST	45.724	45.724
77 CITY OF NEW YORK GROUP TRUST	56.386	56.386
76 CITY OF NEW YORK GROUP TRUST	60.764	60.764
1142 CITY OF TALLAHASSEE	81.710	81.710
78 CITY UNIVERSITY OF NEW YORK	531	531
739 CIVIL SERVICE EMPLOYEES PENSION FUND	10.515	10.515
1143 CLEARWATER INTERNATIONAL FUND	14.266	14.266
1867 CLEOME INDEX EMU EQUITIES	4.228	4.228
1868 CLEOME INDEX EUROPE EQUITIES	8.118	8.118
740 CM-AM SMALL & MIDCAP EURO	344.000	344.000
742 CM-CIC SICAV	14.000	14.000
741 CM-CIC SICAV	200.000	200.000
1144 CMLA INDEXED GLOBAL SHARE FUND	3.389	3.389
79 COLLEGE RETIREMENT EQUITIES FUND	1.174.572	1.174.572
81 COLONIAL FIRST STATE INVESTMENTFUND 3	27.772	27.772
1145 COLONIAL FIRST STATE INVESTMENTS LIMITED...	10.775	10.775
1147 COLONIAL FIRST STATE INVESTMENTS LIMITED...	39.648	39.648
1146 COLONIAL FIRST STATE INVESTMENTS LIMITED...	92.833	92.833
1148 COLONIAL FIRST STATE WHOLESALE INDEXED GLOBAL SHARE FUND	27.400	27.400
1149 COMBUSTION ENGINEERING 524(G) ASBESTOS PI TRUST	541	541
743 COMMINGLED PENSION TRUST FUND (EAFE EQUITY INDEX) OF JP MORGAN CHASE BANK, N.A.	316.965	316.965
1150 COMMONWEALTH GLOBAL SHARE FUND 17..	214.239	214.239
1673 COMMONWEALTH OF PA TREASURY	1.713	1.713
1674 COMMONWEALTH OF PENNSYLVANIA PUBLIC SCHOOL EMPLOYEES RETIR	69.569	69.569
1151 COMMONWEALTH SUPERANNUATION CORPORATION AS TRUSTEE	30.293	30.293
82 CONNECTICUT GENERAL LIFE INSURANCE COMPANY	1.304	1.304
745 CONNECTICUT GENERAL LIFE INSURANCE COMPANY	3.151	3.151
744 CONNECTICUT GENERAL LIFE INSURANCE COMPANY	8.139	8.139
746 CONSERVATION INTERNATIONAL FOUNDATION, INC.	441	441
1675 CONSERVATIVE BALANCED PORTFOLIO	1.342	1.342
1567 CONSOLIDATED EDISON RETIREMENT PLAN	33.608	33.608
747 CONVICTION PATRIMOINE	34.400	34.400
83 COUNSEL DEFENSIVE GLOBAL EQUITY	2.860	2.860
1676 COUNTY EMPLOYEES ANNUITY AND BENEFIT FUND OF COOK COUNTY	28.833	28.833
1568 COUNTY OF SANTA CLARA	24.385	24.385
1906 CPR EUROLAND ESG	140.382	140.382
1907 CPR EUROLAND PREMIUM	46.472	46.472
1152 CREDIT SUISSE FUNDS AG	25.741	25.741
750 CREDIT SUISSE INDEX FUND (LUX)	7.212	7.212
749 CREDIT SUISSE INDEX FUND (LUX)	138.710	138.710
748 CREDIT SUISSE INDEX FUND (LUX)	153.097	153.097
751 CREDIT SUISSE LUX EUROZONE QUALITY GROWTH EQUITY FUND	283.974	283.974
1877 CRELAN INVEST BALANCED	34.598	34.598
1878 CRELAN INVEST CONSERVATIVE	4.397	4.397
1879 CRELAN INVEST DYNAMIC	15.287	15.287

Mediobanca S.p.A.

Assemblea ordinaria e straordinaria

28 ottobre 2021

**Esito della votazione sul punto 2
dell'ordine del giorno**

SCHEDA NOMINATIVO

	NUMERO DI AZIONI	
	TOTALE	CON DIRITTO DI VOTO
1153 CROWN SIGMA UCITS PLC - LGT SUSTAINABLE EQUITY EUROPE SUB FU	314.600	314.600
1154 CROWN SIGMA UCITS PLC - LGT SUSTAINABLE EQUITY MARKET NEUTRA	101.500	101.500
752 CSIF 2 CREDIT SUISSE LUX COPERNICUS ITALY EQUITY FUND	101.625	101.625
753 CSIF CH EQUITY EMU CREDIT SUISSE FUNDS AG	61.407	61.407
754 CSIF CH EQUITY EUROPE EX CH BLUE CREDIT SUISSE FUNDS AG	15.781	15.781
755 CSIF CH III EQUITY WORLD EX CH VALUE WEIGHTED PENSION FUND CREDIT SUISSE FUNDS AG	5.437	5.437
1155 CSX CORP MASTER PENSION TRUST	27.077	27.077
756 CUSTODY BANK OF JAPAN, LTD. AS TRUSTEE FOR MIZUHO TRUST & BANKING CO., LTD. AS TRU	57.442	57.442
757 CUSTODY BANK OF JAPAN, LTD. AS TRUSTEE FOR MIZUHO TRUST & BANKING CO., LTD. AS TRU	3.246	3.246
559 CUSTODY BANK OF JAPAN, LTD. RE	17.305	17.305
758 CUSTODY BANK OF JAPAN, LTD. RE: MATB NISSAY / PANAGORA GLOBAL EQUITY PASSIVE FUND	1.735	1.735
759 CUSTODY BANK OF JAPAN, LTD. RE: RB TOKKIN 18420-7105	293.020	293.020
760 CUSTODY BANK OF JAPAN, LTD. RE: RB TOKKIN 18420-7106	293.171	293.171
761 CUSTODY BANK OF JAPAN, LTD. RE: STB FOREIGN STOCK INDEX MOTHER FUND(CURRENCY HEI	9.971	9.971
1156 CYSTIC FIBROSIS FOUNDATION	66.372	66.372
762 D. E. SHAW ALL COUNTRY - PM	1	1
763 DANSKE INVEST INDEX GLOBAL AC RESTRICTED - ACCUMULATING KL	24.162	24.162
1157 DANSKE INVEST SICAV - GLOBAL INDEX	22.822	22.822
1158 DANSKE INVEST SICAV - SRI GLOBAL	5.633	5.633
84 DEAM-FONDS CPT	2.409	2.409
764 DEGROOF PETERCAM ASSET MANAGEMENT REPRESENTING ERGO FUND	65.000	65.000
765 DEKA-MASTER HAEK I	26.194	26.194
766 DELFIN SARL.	8.640.586	8.640.586
1949 DELFIN SARL.	31.000.000	31.000.000
563 DELFIN SARL.	34.317.870	34.317.870
85 DELFIN SARL.	40.861.458	40.861.458
562 DELFIN SARL.	52.841.625	52.841.625
1159 DELFINCO LP	19.798	19.798
86 DELTASHARES S+P INTERNATIONAL MANAGED RISK ETF	7.063	7.063
87 DESJARDINS RI DEVELOPED EXUSA EXCANADA LOW CO2 INDEX ETF	3.155	3.155
88 DESJARDINS RI DEVELOPED EXUSA EXCANADA MULTIFACTOR LOW CO2 ETF	16.320	16.320
89 DESJARDINS RI GLOBAL MULTIFACTOR FOSSIL FUEL RESERVES FREEETF	461	461
90 DETROIT EDISON QUALIFIED NUCLEAR DECOMMISSIONING TRUST	15.054	15.054
767 DEVELOPED EX-FOSSIL FUEL INDEX FUND B (FTDEVXFF)	4.437	4.437
768 DEVELOPED INTERNATIONAL EQUITY SELECT ETF	2.449	2.449
1160 DFI LP EQUITY (PASSIVE	451	451
1948 DIEGO DELLA VALLE & C. S.R.L.	4.401.000	4.401.000
1161 DILLON MARKETABLE SECURITIES COMMON TRUST FUND C/O KESWICK MANAGEMENT	1.918	1.918
1677 DIOCESE OF VENICE PENSION PLAN AND TRUST	666	666
1678 DIVERSIFIED INTERNATIONAL FUND	3.310.921	3.310.921
769 DNCA INVEST SOUTH EUROPE OPPORTUNITIES	156.287	156.287
770 DPAM CAPITAL B	39.331	39.331
771 DPAM DBI RDT	254.087	254.087
772 DPAM HORIZON	35.112	35.112
773 DPAM INVEST B	10.139.303	10.139.303
774 DPAM L	884.000	884.000
1679 DUKE ENERGY QUALIFIED NUCLEAR DECOMMISSIONING	36.145	36.145
91 DUKE ENERGY RETIREMENT SAVINGS PLAN	114.700	114.700
92 DUPONT PENSION TRUST	18.304	18.304
93 DWS GLOBAL INCOME BUILDER FUND	77.734	77.734
94 DWS GLOBAL INCOME BUILDER VIP	13.548	13.548

Mediobanca S.p.A.

Assemblea ordinaria e straordinaria

28 ottobre 2021

Esito della votazione sul punto 2
dell'ordine del giorno

SCHEDA NOMINATIVO

	NUMERO DI AZIONI	
	TOTALE	CON DIRITTO DI VOTO
95 DWS INVESTMENT GMBH FOR DEAMFONDS GSK 1	6.284	6.284
96 DWS INVESTMENT GMBH FOR DEAMFONDS PG EQ	17.415	17.415
97 DWS INVESTMENT GMBH FOR DWS EUROPEAN OPPORTUNITIES	15.066	15.066
98 DWS INVESTMENT GMBH FOR MULTIINDEX EQUITY FUND	5.069	5.069
1681 DWS INVESTMENT GMBH ON BEHALF OF DEAM FONDS ZDV	678	678
1680 DWS INVESTMENT GMBH ON BEHALF OF DEAM FONDS ZDV	9.216	9.216
1569 DWS INVESTMENT GMBH ON BEHALF OF DEUTSCHE DCG EQ	4.197	4.197
99 DWS INVESTMENT SA FOR ARERO DER WELTFONDS	14.761	14.761
100 DWS MULTI ASSET PIR FUND	122.388	122.388
1162 DYNASTY INVEST LTD	1.116	1.116
1682 EASTSPRING INVESTMENTS	1.370	1.370
101 EATON VANCE EQUITY HARVEST FUNDLLC	6.972	6.972
775 EBK-AKTIE-UNIVERSAL-FONDS	40.430	40.430
1908 ECOFI OPTIM VARIANCE	83.979	83.979
1163 ECOLAB PENSION TRUST	20.235	20.235
1909 EGAMO ACTION EURO	1.400	1.400
1910 EGAMO ALLOCATION FLEXIBLE	17.659	17.659
776 EMBO-FONDS	17.164	17.164
102 EMERGENCY SERVICES SUPERANNUATION SCHEME	1.925	1.925
1164 EMERSON ELECTRIC CO. RETIREMENT MASTER TRUST	39.900	39.900
777 EMPLOYEES RETIREMENT SYSTEM OF GEORGIA	80.902	80.902
1683 EMPLOYEES RETIREMENT SYSTEM OF THE CITY OF BALTIMORE OF BALTIMORE	977	977
1684 EMPLOYEES RETIREMENT SYSTEM OF THE STATE OF HAWAII	1	1
1685 ENERGY INSURANCE MUTUAL LIMITED	6.680	6.680
1165 ENERGY INVESTMENT FUND	5.046	5.046
778 ENHANCED INDEX INTERNATIONAL SHARE FUND	11.057	11.057
779 ENHANCED INDEX INTERNATIONAL SHARE FUND	26.249	26.249
1687 ENSIGN PEAK ADVISORS INC	1	1
1686 ENSIGN PEAK ADVISORS INC	60.162	60.162
1688 ENSIGN PEAK ADVISORS INC	63.270	63.270
103 EPSILON ASSOCIATI SGR - EPSILONSGR DLONGRUN	269	269
104 EPSILON ASSOCIATI SGR - EPSILONSGR QRETURN	14.757	14.757
105 EPSILON MULTIASET VALORE GLOBALE DICEMBRE 2021	5.037	5.037
106 EPSILON MULTIASET VALORE GLOBALE LUGLIO 2022	5.240	5.240
107 EPSILON MULTIASET VALORE GLOBALE MAGGIO 2022	6.636	6.636
108 EPSILON MULTIASET VALORE GLOBALE MARZO 2022	3.426	3.426
780 EQ ADVISORS TRUST - ATM INTERNATIONAL MANAGED VOLATILITY PORTFOLIO	15.653	15.653
781 EQ ADVISORS TRUST - ATM INTERNATIONAL MANAGED VOLATILITY PORTFOLIO	38.581	38.581
782 EQ ADVISORS TRUST - EQ/AB DYNAMIC GROWTH PORTFOLIO	5.748	5.748
783 EQ ADVISORS TRUST - EQ/AB DYNAMIC MODERATE GROWTH PORTFOLIO	26.125	26.125
784 EQ ADVISORS TRUST - EQ/GLOBAL EQUITY MANAGED VOLATILITY PORTFOLIO	19.331	19.331
785 EQ ADVISORS TRUST - EQ/INTERNATIONAL CORE MANAGED VOLATILITY PORTFOLIO	28.075	28.075
786 EQ ADVISORS TRUST - EQ/INTERNATIONAL MANAGED VOLATILITY PORTFOLIO	81.255	81.255
787 EQ OFFSHORE MULTIMANAGER FUNDS TRUST - EQ OFFSHORE AGGRESSIVE MULTIMANAGER FI	2.320	2.320
1166 EQUIPSUPER	9.240	9.240
788 EQUITABLE FINANCIAL LIFE INSURANCE COMPANY	5.844	5.844
789 ERAFP ACTIONS EURO 1	792.384	792.384
109 ES ALLIANCE BERNSTEIN UK EQUITYFUND	334.486	334.486
1689 ES RIVER AND MERCANTILE FUNDS ICVC	97.615	97.615
564 ETOILE ACTIONS INTERNATIONALES	118.171	118.171
110 EURIZON AZIONI ITALIA	713.494	713.494

Mediobanca S.p.A.

Assemblea ordinaria e straordinaria

28 ottobre 2021

**Esito della votazione sul punto 2
dell'ordine del giorno**

SCHEDA NOMINATIVO

	NUMERO DI AZIONI	
	TOTALE	CON DIRITTO DI VOTO
111 EURIZON PIR ITALIA AZIONI	40.415	40.415
112 EURIZON PROGETTO ITALIA 40	229.790	229.790
113 EURIZON PROGETTO ITALIA 70	266.688	266.688
114 EURIZON RENDITA	8.497	8.497
790 EUROBEN EQUITY GLOBAL	1.204	1.204
791 EUROPE EQUITY INDEX ESG SCREENED FUND	40.927	40.927
792 EUROPE EX-UK ALPHA TILTS ESG SCREENED	91.078	91.078
793 EUROPE RESTRICTED - ACCUMULATING KL	52.626	52.626
1690 EUROPEAN CENTRAL BANK	38.512	38.512
1691 EUROPEAN CENTRAL BANK	44.031	44.031
1167 EVA VALLEY MA1 LLC	8.853	8.853
1168 EXELON FITZPATRICK QUALIFIED FUND	3.014	3.014
115 FAMILY INVESTMENTS CHILD TRUST FUND	19.552	19.552
116 FAMILY INVESTMENTS GLOBAL ICVC FAMILY BALANCED INTERNATIONAL FUND	12.188	12.188
1169 FCM INTERNATIONAL LLC	2.081	2.081
1911 FCP ARRCO LONG TERME D	457.039	457.039
1912 FCP CARP - INDO	195.052	195.052
794 FCP CNP ACTIONS EMU UBS	170.857	170.857
795 FCP FRANCE PLACEMENT EURO ESG	80.075	80.075
796 FCP FRANCE PLCT INTERNATIONAL ESG	173.077	173.077
797 FCP SODIUM I	48.343	48.343
798 FCP VILLIERS ACTIONS EUROPE CPR AM	347.085	347.085
1913 FCP VILLIERS ALLEGRO	179.806	179.806
1914 FCPE EVOLUTIS	157.836	157.836
1915 FDRN AMUNDI	66.566	66.566
1692 FEDERATED HERMES INTERNATIONAL SMALL MID COMPANY FUND	120.000	120.000
1479 FERRERO S.P.A.	2.861.250	2.861.250
799 FIAM GROUP TRUST FOR EMPLOYEE BENEFIT PLANS	2.355.828	2.355.828
1170 FIDDLER PARTNERS LLC.	356	356
800 FIDELITY CONCORD STREET TRUST: FIDELITY SERIES INTERNATIONAL INDEX FUND	9.240	9.240
117 FIDELITY INV TRUST FIDELITY SERIES INT VALUE FUND	12.979.755	12.979.755
118 FIDELITY INV TRUST FIDELITY TOTAL INT EQUITY FUND	27.907	27.907
801 FIDELITY INVESTMENT FUNDS - FIDELITY INDEX EUROPE EX UK FUND	40.799	40.799
802 FIDELITY INVESTMENT FUNDS - FIDELITY INDEX WORLD FUND	43.705	43.705
119 FIDELITY INVESTMENT TRUST FIDELITY FLEX INTERNATIONAL FUND	37.348	37.348
1171 FIDELITY INVESTMENT TRUST: FIDELITY INTERNATIONAL VALUE FUND	343.525	343.525
120 FIDELITY RUTLAND SQUARE TRUST II STRATEGIC ADV FIDELITY INT FND	426.700	426.700
1570 FIDELITY SAI INTERNATIONAL INDEX FUND	223.353	223.353
803 FIDELITY SALEM STREET TRUST: FIDELITY GLOBAL EX U.S. INDEX FUND	200.456	200.456
804 FIDELITY SALEM STREET TRUST: FIDELITY TOTAL INTERNATIONAL INDEX FUND	161.934	161.934
805 FIDELITY SALEM STREET TRUST: FIDELITY ZERO INTERNATIONAL INDEX FUND	76.520	76.520
1172 FIDELITY SALEM STREET TRUST: FIDELITY FLEX INTERNATIONAL INDEX FUND	27.463	27.463
1173 FIDELITY SALEM STREET TRUST: FIDELITY SERIES GLOBAL EX U.S. INDEX FUND	673.658	673.658
806 FIDELITY UCITS II ICAV/FIDELITY MSCI EUROPE INDEX FUND	1.608	1.608
807 FIDELITY UCITS II ICAV/FIDELITY MSCI WORLD INDEX FUND	1.519	1.519
121 FIDEURAM COMPARTO PIANO AZIONI ITALIA	917.500	917.500
122 FIDEURAM COMPARTO PIANO BILANCIATO ITALIA 30	39.000	39.000
123 FIDEURAM COMPARTO PIANO BILANCIATO ITALIA 50	310.000	310.000
124 FIDEURAM ITALIA	51.640	51.640
1480 FIN PRIV SRL	14.340.218	14.340.218
808 FINANCIERE DU PERGUET	18.769.815	18.769.815

Mediobanca S.p.A.

Assemblea ordinaria e straordinaria

28 ottobre 2021

**Esito della votazione sul punto 2
dell'ordine del giorno**

SCHEDA NOMINATIVO

	NUMERO DI AZIONI	
	TOTALE	CON DIRITTO DI VOTO
566 FINELDO S.R.L.	2.043.720	2.043.720
1481 FINPROG ITALIA S.P.A.	1.873.621	1.873.621
125 FINPROG ITALIA S.P.A.	2.563.846	2.563.846
809 FINREON WORLD EQUITY MULTI PREMIA CREDIT SUISSE FUNDS AG	518	518
1693 FIRE AND POLICE MEMBERS BENEFIT INVESTMENT FUND	6.907	6.907
1694 FIREFIGHTERS RETIREMENT SYSTEM	32.400	32.400
126 FIRST ASSET MORNINGSTAR INTERNATIONAL VALUE INDEX ETF	212.178	212.178
1695 FLEXIBLE MANAGED PORTFOLIO	1.785	1.785
810 FLEXSHARES MORNINGSTAR DEVELOPED MARKETS EX-US FACTOR TILT INDEX FUND	14.784	14.784
1696 FLORIDA BIRTH RELATED NEUROLOGICAL INJURY COMPENSATION ASSOCIATION	14.827	14.827
1697 FLORIDA GLOBAL EQUITY FUND LLC	3.995	3.995
1571 FLORIDA LLC	46.838	46.838
1699 FLORIDA RETIREMENT SYSTEM	199.401	199.401
1698 FLORIDA RETIREMENT SYSTEM	348.196	348.196
1702 FLORIDA RETIREMENT SYSTEM TRUST FUND	15.737	15.737
1700 FLORIDA RETIREMENT SYSTEM TRUST FUND	36.644	36.644
1701 FLORIDA RETIREMENT SYSTEM TRUST FUND	68.031	68.031
1703 FLORIDA RETIREMENT SYSTEM TRUST FUND	1.268.955	1.268.955
811 FLORNOY FUND	511.405	511.405
127 FLOURISH INVESTMENT CORPORATION	49.729	49.729
128 FMR CAPITAL INC	346	346
129 FND DE SEGURANCA SOCIAL DE MACAU	19.307	19.307
130 FONDATION LUCIE ET ANDRE CHAGNON	15.700	15.700
629 FONDAZIONE CASSA DI RISPARMIO DI TERNI E NARNI	2.210.000	2.210.000
812 FONDAZIONE ROMA - GLOBAL PASSIVE EQUITIES	1.093	1.093
1541 FONDO SCUOLA ESPERO - CRESCITA AZIONARIO	5.185	5.185
813 FONDS DE RESERVE POUR LES RETRAITES (FRR)	41.220	41.220
814 FONDS DE RESERVE POUR LES RETRAITES (FRR)	69.114	69.114
815 FONDS DE RESERVE POUR LES RETRAITES (FRR)	215.414	215.414
1916 FONDS OBJECTIF CLIMAT ACTIONS1	22.435	22.435
1174 FORD MOTOR COMPANY DEFINED BENEFIT MASTER TRUST.	6.525	6.525
1175 FORD MOTOR COMPANY DEFINED BENEFIT MASTER TRUST.	9.708	9.708
1176 FORD MOTOR COMPANY OF CANADA LIMITED PENSION TRUST	5.612	5.612
816 FORD PENSION UNIVERSAL	1.648	1.648
817 FOREIGN STOCK INDEX MOTHER FUND	22.365	22.365
1177 FOURTH AVENUE INVESTMENT COMPANY	18.655	18.655
818 FOVERUKA PENSION UNIVERSAL	6.089	6.089
819 FRANCE INVESTISSEMENT EURO	96.837	96.837
820 FRANCE PLACEMENT EURO ESG PLUS	364.476	364.476
131 FRANK RUSSELL INVESTMENT CO II PLC	14.000	14.000
133 FRANK RUSSELL INVESTMENT COMPANY PLC	5.767	5.767
132 FRANK RUSSELL INVESTMENT COMPANY PLC	64.975	64.975
134 FRANKLIN FTSE EUROPE EX U.K. INDEX ETF	9.920	9.920
135 FRANKLIN LIBERTYSHARES ICAV	528	528
1178 FRANKLIN SELECT GLOBAL MULTI-ASSETINCOME FUND	340	340
136 FRANKLIN TEMPLETON ETF TRUST - FRANKLIN FTSE EUROPE ETF	11.832	11.832
137 FRANKLIN TEMPLETON ETF TRUST - FRANKLIN FTSE EUROPE HEDGED ETF	1.023	1.023
138 FRANKLIN TEMPLETON ETF TRUST - FRANKLIN FTSE ITALY ETF	7.068	7.068
139 FREZZOTTI FRANCA	588	588
140 FREZZOTTI GIOVANNI	1.694	1.694
821 FUNDACAO CALOUSTE GULBENKIAN	6.956	6.956

Mediobanca S.p.A.

Assemblea ordinaria e straordinaria

28 ottobre 2021

**Esito della votazione sul punto 2
dell'ordine del giorno**

SCHEDA NOMINATIVO

	NUMERO DI AZIONI	
	TOTALE	CON DIRITTO DI VOTO
1179 FUNDO DE PENSOES.	6.366	6.366
1180 FUTURE FUND BOARD OF GUARDIANS FOR AND ON BEHALF OF FUTURE F.	59.006	59.006
1181 FUTURE FUND BOARD OF GUARDIANS FOR AND ON BEHALF OF THE MEDI.	13.578	13.578
822 G.A.-FUND-B - EURO EQUITIES	232.025	232.025
823 G.A.-FUND-B - SUSTAINABLE WORLD EQUITIES	199.810	199.810
1484 GAVIO BENIAMINO - GAVIO DANIELA	371.642	371.642
1482 GAVIO BENIAMINO GIUSEPPE STEFANO	1.271.642	1.271.642
1485 GAVIO DANIELA	577.500	577.500
1486 GAVIO MARCELLO	332.000	332.000
1182 GBPO - QCF - GLOBAL BALANCED POOL	8.186	8.186
824 GEFIP INVEST	115.000	115.000
141 GENERAL ELECTRIC PENSION TRUST	98.344	98.344
1183 GENERAL ORGANISATION FOR SOCIAL INSURANCE	7.137	7.137
1186 GENERAL PENSION AND SOCIAL SECURITY AUTHORITY GPSSA	5.382	5.382
1185 GENERAL PENSION AND SOCIAL SECURITY AUTHORITY GPSSA	13.003	13.003
1184 GENERAL PENSION AND SOCIAL SECURITY AUTHORITY GPSSA	18.060	18.060
1487 GENERALI ITALIA S.P.A.	2.141.244	2.141.244
1572 GEORGIA TECH FOUNDATION INC	139	139
1521 GERANA SICAV-SIF, S.A.	22.107	22.107
825 GESTIELLE PRO ITALIA	180.000	180.000
1488 GILPAR S.P.A.	1.115.300	1.115.300
1187 GLG EUROPEAN LONG-SHORT FUND MAPLES CORPORATE SERVICES LIMIT	1.368	1.368
826 GLOBAL ALPHA TILTS FUND B (ACWILTBT)	1.407	1.407
1573 GLOBAL ATLANTIC BLACKROCK DISCIPLINED INTERNATIONAL CORE PORTFOLIO	18.323	18.323
1188 GLOBAL BOND FUND WAYCROSSE INC	35.169	35.169
828 GLOBAL EQUITIES ENHANCED INDEX FUND	6.740	6.740
827 GLOBAL EQUITIES ENHANCED INDEX FUND	16.003	16.003
829 GLOBAL EX-U.S. ALPHA TILTS FUND B (ACWITLB)	29.679	29.679
1917 GLOBAL MULTI ASSET KKS	25.157	25.157
1704 GLOBAL PORTFOLIO	87.600	87.600
142 GMAM GROUP PENSION TRUST II	11.568	11.568
143 GMAM INVESTMENT FUNDS TRUST	28.353	28.353
144 GMAM INVESTMENT FUNDS TRUST	53.400	53.400
145 GMO BENCHMARKFREE FUND	77.313	77.313
146 GMO FUNDS PLC GMO GLOBAL EQUITYALLOCATION INVESTMENT FUND	7.432	7.432
147 GMO FUNDS PLC GMO GLOBAL REAL RETURN (UCITS) FUND	47.451	47.451
148 GMO IMPLEMENTATION FUND	166.948	166.948
149 GMO INTERNATIONAL EQUITY FUND	417.710	417.710
150 GMO STRATEGIC OPPORTUNITIES ALLOCATION FUND	9.979	9.979
151 GMO TAXMANAGED INTERNATIONAL EQUITIES FUND	4.523	4.523
1705 GMS ERISA GROUP TRUST	17.200	17.200
1706 GOLDMAN SACHS MARKETBETA INTERNATIONAL EQUITY ETF	14.288	14.288
152 GOLDMAN SACHS TRUST GOLDMAN SACHS GLOBAL MANAGED BETA FUND	3.912	3.912
153 GOLDMAN SACHS TRUST II - GOLDMAN SACHS MULTI-MANAGER ALTERNATIVE	11.698	11.698
154 GOLDMAN SACHS UK RETIREMENT PLAN	9.341	9.341
1708 GOVERNMENT EMPLOYEES PENSION FUND	20.150	20.150
1707 GOVERNMENT EMPLOYEES PENSION FUND	23.745	23.745
1189 GOVERNMENT EMPLOYEES SUPERANNUATION BOARD	10.360	10.360
1192 GOVERNMENT OF NORWAY	579.954	579.954
1190 GOVERNMENT OF NORWAY	1.010.000	1.010.000
1191 GOVERNMENT OF NORWAY	5.333.137	5.333.137

Mediobanca S.p.A.

Assemblea ordinaria e straordinaria

28 ottobre 2021

**Esito della votazione sul punto 2
dell'ordine del giorno**

SCHEDA NOMINATIVO

	NUMERO DI AZIONI	
	TOTALE	CON DIRITTO DI VOTO
830 GOVERNMENT PENSION INVESTMENT FUND	47.324	47.324
155 GOVERNMENT PENSION INVESTMENT FUND	170.561	170.561
1574 GREAT WEST CORE STRATEGIES INTERNATIONAL EQUITY FUND	6.721	6.721
1575 GREAT WEST CORE STRATEGIES INTERNATIONAL EQUITY FUND	34.000	34.000
1709 GREAT WEST INTERNATIONAL INDEX FUND	40.609	40.609
1576 GREAT WEST INTERNATIONAL VALUE FUND	210.400	210.400
571 GREEN TREE FUND A SERIES OF T	9.498	9.498
1193 GUIDESTONE FUNDS INTERNATIONAL EQUITY INDEX FUND.	21.353	21.353
831 H.E.S.T. AUSTRALIA LIMITED	2.002	2.002
832 H.E.S.T. AUSTRALIA LIMITED	2.023	2.023
833 H.E.S.T. AUSTRALIA LIMITED	12.791	12.791
1194 HAGFORS LIMITED THE R&H TRUST COMPANY LTD	9.029	9.029
1918 HARMO PLACEMENT 2	34.642	34.642
1919 HARMONIE ALLOCATION	32.124	32.124
1920 HARMONIE EQUILIBRE	66.401	66.401
1577 HARRIS UNIT 1 QUALIFIED NUCLEAR DECOMMISSIONING FUND	2.843	2.843
834 HARTFORD ACCIDENT AND INDEMNITY COMPANY	1.832	1.832
157 HARTFORD SCHRODERS INTERNATIONAL MULTI-CAP VALUE FUND	355.253	355.253
1195 HASLAM FAMILY INVESTMENT PARTNERSHI	1.822	1.822
158 HC CAPITAL TRUST - THE ESG GROWTH PORTFOLIO	1.412	1.412
159 HC CAPITAL TRUST- THE CATHOLIC SRI GROWTH PORTFOLIO	356	356
160 HC CAPITAL TRUST- THE INSTITUTIONAL INTERNATIONAL EQUITY PORTFOL	32.957	32.957
161 HC CAPITAL TRUST- THE INTERNATIONAL EQUITY PORTFOLIO	187.061	187.061
836 HELABA-INVEST KAPITALANLAGEGESELLSCHAFT MBH	212.900	212.900
837 HI MANPT FONDS	41.787	41.787
1199 HONG KONG SAR GOVERNMENT EXCHANGE FUND.	5.572	5.572
1198 HONG KONG SAR GOVERNMENT EXCHANGE FUND.	10.286	10.286
1197 HONG KONG SAR GOVERNMENT EXCHANGE FUND.	87.939	87.939
1196 HONG KONG SAR GOVERNMENT EXCHANGE FUND.	508.629	508.629
1201 HOSTPLUS POOLED SUPERANNUATION TRUST	1.703	1.703
1200 HOSTPLUS POOLED SUPERANNUATION TRUST	18.954	18.954
1202 HRW TESTAMENTARY TRUST NO 1.	4.526	4.526
1203 HRW TESTAMENTARY TRUST NO 2.	2.284	2.284
1204 HRW TESTAMENTARY TRUST NO 3.	2.820	2.820
1205 HRW TESTAMENTARY TRUST NO 4.	1.718	1.718
1206 HRW TESTAMENTARY TRUST NO 5.	1.764	1.764
1207 HRW TESTAMENTARY TRUST NO 6.	4.620	4.620
1208 HRW TESTAMENTARY TRUST NO. 10.	2.903	2.903
1209 HRW TESTAMENTARY TRUST NO. 11.	5.561	5.561
1210 HRW TESTAMENTARY TRUST NO. 12.	4.952	4.952
1211 HRW TESTAMENTARY TRUST NO. 7.	3.795	3.795
1212 HRW TESTAMENTARY TRUST NO. 8.	3.924	3.924
1213 HRW TESTAMENTARY TRUST NO. 9.	2.903	2.903
1214 HRW TRUST NO 1 UAD 01/17/03.	6.490	6.490
1215 HRW TRUST NO 2 UAD 01/17/03.	1.222	1.222
1216 HRW TRUST NO 3 UAD 01/17/03.	1.483	1.483
1217 HRW TRUST NO 4 UAD 01/17/03..	1.483	1.483
162 HSBC BANK SSB AUT EU SCREEN EX CONTROVERSIES CW INDEX EQ FND	466.737	466.737
838 HSBC ETF'S PLC	7.560	7.560
840 HSBC ETF'S PLC	9.152	9.152
839 HSBC ETF'S PLC	14.517	14.517

Mediobanca S.p.A.

Assemblea ordinaria e straordinaria

28 ottobre 2021

Esito della votazione sul punto 2
dell'ordine del giorno

SCHEDA NOMINATIVO

	NUMERO DI AZIONI	
	TOTALE	CON DIRITTO DI VOTO
841 HSBC ETFS PLC - HSBC MSCI EUROPE CLIMATE PARIS ALIGNED UCITS ETF	3.678	3.678
842 HSBC ETFS PUBLIC LIMITED COMPANY	323	323
843 HSBC EUROPEAN INDEX FUND	293.587	293.587
844 HSBC INDEX TRACKER INVESTMENT FUNDS ICVC	38.413	38.413
845 HSBC LIFE (INTERNATIONAL) LIMITED	1.837	1.837
848 HSBC LIFE (INTERNATIONAL) LIMITED	3.136	3.136
846 HSBC LIFE (INTERNATIONAL) LIMITED	8.230	8.230
847 HSBC LIFE (INTERNATIONAL) LIMITED	10.540	10.540
1710 IA CLARINGTON GLOBAL VALUE FUND	5.044	5.044
163 IBM 401(K) PLUS PLAN TRUST	104.942	104.942
1218 IBM DIVERSIFIED GLOBAL EQUITY FUND	12.731	12.731
849 IBM PERSONAL PENSION PLAN TRUST	5.048	5.048
164 IBM RETIREMENT PLAN	2.736	2.736
1921 ICARE	11.786	11.786
850 IF IST2 EUROPE INDEX	26.614	26.614
851 IFM GLOBAL INDEXED EQUITIES FUND	1.730	1.730
166 IG MACKENZIE EUROPEAN MID-CAP EQUITY FUND	155.001	155.001
165 IG MACKENZIE EUROPEAN MID-CAP EQUITY FUND	881.316	881.316
852 II	265.000	265.000
1219 ILA - RAFIMF	2.845	2.845
1220 ILA-A-FTSEDW	33.439	33.439
1221 ILA-LA WORLD ESG SCREENED FUND	13.214	13.214
1578 IMCO GLOBAL PUBLIC EQUITY LP	28.078	28.078
169 IMPERIAL INTERNATIONAL EQUITY POOL	7.768	7.768
168 IMPERIAL INTERNATIONAL EQUITY POOL	17.533	17.533
167 IMPERIAL INTERNATIONAL EQUITY POOL	615.033	615.033
170 IMPERIAL OVERSEAS EQUITY POOL	28.152	28.152
1869 INDEXIQ FACTORS SUSTAIN EMU EQUITY	6.455	6.455
1870 INDEXIQ FACTORS SUSTAIN EU EQUITY	62.729	62.729
1711 INDIANA PUBLIC RETIREMENT SYSTEM	13.490	13.490
1922 INDOSUEZ EURO PATRIMOINE	92.000	92.000
1713 INDUSTRIAL ALLIANCE INSURANCE AND FINANCIAL SERVICES INC	1.734	1.734
1714 INDUSTRIAL ALLIANCE INSURANCE AND FINANCIAL SERVICES INC	10.195	10.195
1712 INDUSTRIAL ALLIANCE INSURANCE AND FINANCIAL SERVICES INC	26.857	26.857
853 ING DIRECT SICAV	42.665	42.665
172 INSTITUTIONAL RETIREMENT TRUST	2.291	2.291
171 INSTITUTIONAL RETIREMENT TRUST	20.425	20.425
854 INSTITUTIONELLA AKTIEFONDEN VARLDEN	36.925	36.925
855 INTECH GLOBAL ALL COUNTRY ENHANCED INDEX FUND LLC	1.111	1.111
1222 INTER AMERICAN DEVELOPMENT BANK STAFF RETIREMENT FUND	54.812	54.812
1223 INTER AMERICAN DEVELOPMENT BANK STAFF RETIREMENT FUND	79.349	79.349
1225 INTER-AMERICAN DEVELOPMENT BANK	25.047	25.047
1224 INTER-AMERICAN DEVELOPMENT BANK	36.131	36.131
856 INTERNATIONAL ALPHA TILTS FUND B (INTLTB)	88.378	88.378
1716 INTERNATIONAL BANK FOR RECONSTRUCTION AND DEVELOPMENT	1.040	1.040
1717 INTERNATIONAL BANK FOR RECONSTRUCTION AND DEVELOPMENT	2.629	2.629
1715 INTERNATIONAL BANK FOR RECONSTRUCTION AND DEVELOPMENT	5.170	5.170
173 INTERNATIONAL EQUITIES SECTOR TRUST	990	990
1226 INTERNATIONAL EQUITY FUND LLC	8.634	8.634
1718 INTERNATIONAL EQUITY INDEX FUND	43.172	43.172
1227 INTERNATIONAL EXPATRIATE BENEFIT MASTER TRUST	2.076	2.076

Mediobanca S.p.A.

Assemblea ordinaria e straordinaria

28 ottobre 2021

Esito della votazione sul punto 2
dell'ordine del giorno

SCHEDA NOMINATIVO

	NUMERO DI AZIONI	
	TOTALE	CON DIRITTO DI VOTO
177 INTERNATIONAL MONETARY FUND	8.537	8.537
176 INTERNATIONAL MONETARY FUND	8.608	8.608
175 INTERNATIONAL MONETARY FUND	9.829	9.829
174 INTERNATIONAL MONETARY FUND	12.476	12.476
1228 INTERNATIONAL MONETARY FUND RETIRED STAFF BENEFITS INVESTMENT ACCOUNT	374	374
1231 INTERNATIONAL MONETARY FUND STAFF RETIREMENT PLAN 700	1.405	1.405
1230 INTERNATIONAL MONETARY FUND STAFF RETIREMENT PLAN 700	23.160	23.160
1229 INTERNATIONAL MONETARY FUND STAFF RETIREMENT PLAN 700	95.894	95.894
1719 INTERNATIONAL SMALL CO FUND	616.317	616.317
178 INTERNATIONAL TILTS MASTER PORTFOLIO OF MASTER INVESTMENT PORTFOLIO	82.166	82.166
179 INV SOLUTIONS FUNDS ICVC FUNDAMENTAL INDEX GLOBAL EQUITY FUND	99.134	99.134
857 INV. DANSKE INVEST EUROPA INDEKS BNP	7.337	7.337
858 INV. DANSKE INVEST EUROPA INDEKS KL	17.278	17.278
859 INV. DANSKE INVEST GLOBAL INDEKS KL	14.457	14.457
860 INV. DANSKE INVEST, GLOBAL INDEKS - AKKUMULERENDE KL	2.266	2.266
861 INVERSABADELL 10, FI	2.941	2.941
862 INVERSABADELL 25, FI	51.280	51.280
863 INVERSABADELL 50, FI	22.669	22.669
864 INVERSABADELL 70, FI	9.272	9.272
1720 INVESCO FTSE RAFI DEVELOPED MARKETS EX U S ETF	74.656	74.656
1721 INVESCO FTSE RAFI EMERGING MARKETS UCITS ETF	47.031	47.031
180 INVESCO GLOBAL LOW VOLATILITY EQUITY YIELD FUND	1.139	1.139
1722 INVESCO INTERNATIONAL DEVELOPED DYNAMIC MUTLIFACTOR ETF	25.544	25.544
1723 INVESCO MARKETS II PLC	107	107
1724 INVESCO MARKETS II PLC	211	211
1579 INVESCO MARKETS II PLC	1.135	1.135
1580 INVESCO MARKETS II PLC	7.813	7.813
1726 INVESCO MARKETS III PLC	821	821
1725 INVESCO MARKETS III PLC	847	847
1727 INVESCO PERPETUAL GLOBAL FINANCIAL CAPITAL FUND	32.500	32.500
1728 INVESCO PUREBETA FTSE DEVELOPED EX NORTH AMERICA ETF	313	313
1729 INVESCO S AND P EUROPE 350 EQUAL WEIGHT INDEX ETF	648	648
1730 INVESTERINGSFORENINGEN LAEGERNES INVEST LI AKTIER GLOBALE	3.785	3.785
865 INVESTERINGSFORENINGEN NORDEA INVEST ENGROS INTERNATIONALE AKTIER - ETISK TIL	27.740	27.740
866 INVESTERINGSFORENINGEN NORDEA INVEST GLOBALE AKTIER INDEKS KL	3.046	3.046
1731 IOWA PUBLIC EMPLOYEES RETIREMENT SYSTEM	22.342	22.342
1923 IP ACTIONS EURO	20.507	20.507
867 IPAC SPECIALIST INVESTMENT STRATEGIES - INTERNATIONAL SHARE STRATEGY NO.1	2.833	2.833
181 IPC MULTI-FACTOR INTERNATIONAL EQUITY	32.285	32.285
182 IPROFILE INTERNATIONAL EQUITY PRIVATE POOL	162.306	162.306
1732 IQ 50 PERCENT HEDGED FTSE INTERNATIONAL ETF	18.136	18.136
1733 IQ CANDRIAM ESG INTERNATIONAL EQUITY ETF	11.205	11.205
573 IRCEC CASSETTE DIVERSIFIE	74.805	74.805
1734 IRISH AIRLINES PILOTS SUPERANNUATION SCHEME	3.343	3.343
1232 IRISH LIFE ASSURANCE PLC	561	561
1233 IRISH LIFE ASSURANCE PLC	8.180	8.180
1236 IRISH LIFE ASSURANCE PLC	13.894	13.894
1237 IRISH LIFE ASSURANCE PLC	16.960	16.960
1234 IRISH LIFE ASSURANCE PLC	33.345	33.345
1238 IRISH LIFE ASSURANCE PLC	77.675	77.675
1235 IRISH LIFE ASSURANCE PLC	115.176	115.176

Mediobanca S.p.A.

Assemblea ordinaria e straordinaria

28 ottobre 2021

Esito della votazione sul punto 2
dell'ordine del giorno

SCHEDA NOMINATIVO

	NUMERO DI AZIONI	
	TOTALE	CON DIRITTO DI VOTO
1239 IRISH LIFE ASSURANCE.	76.721	76.721
1240 IRR K LLC	13.269	13.269
868 ISHARES ALL-COUNTRY EQUITY INDEX FUND	2.349	2.349
183 ISHARES CORE MSCI EAFE ETF	3.130.373	3.130.373
184 ISHARES CORE MSCI EUROPE ETF	256.657	256.657
185 ISHARES CORE MSCI INTERNATIONALDEVELOPED MARKETS ETF	202.576	202.576
186 ISHARES CORE MSCI TOTAL INTERNATIONAL STOCK ETF	626.527	626.527
187 ISHARES EDGE MSCI INTL MOMENTUMFACTOR ETF	67.749	67.749
188 ISHARES EDGE MSCI INTL SIZE FACTOR ETF	1.980	1.980
189 ISHARES EDGE MSCI INTL VALUE FACTOR ETF	81.886	81.886
190 ISHARES EURO STOXX UCITS ETF (DE)	259.845	259.845
191 ISHARES EUROPE ETF	139.182	139.182
192 ISHARES GLOBAL FINANCIALS ETF	284.179	284.179
193 ISHARES II PUBLIC LIMITED COMPANY	3.199	3.199
195 ISHARES II PUBLIC LIMITED COMPANY	12.746	12.746
194 ISHARES II PUBLIC LIMITED COMPANY	17.336	17.336
196 ISHARES III PUBLIC LIMITED COMPANY	16.131	16.131
197 ISHARES III PUBLIC LIMITED COMPANY	24.724	24.724
198 ISHARES INTERNATIONAL FUNDAMENTAL INDEX ETF	624	624
202 ISHARES IV PUBLIC LIMITED COMPANY	632	632
208 ISHARES IV PUBLIC LIMITED COMPANY	815	815
207 ISHARES IV PUBLIC LIMITED COMPANY	1.265	1.265
210 ISHARES IV PUBLIC LIMITED COMPANY	1.374	1.374
209 ISHARES IV PUBLIC LIMITED COMPANY	2.316	2.316
200 ISHARES IV PUBLIC LIMITED COMPANY	4.000	4.000
199 ISHARES IV PUBLIC LIMITED COMPANY	6.786	6.786
204 ISHARES IV PUBLIC LIMITED COMPANY	6.994	6.994
205 ISHARES IV PUBLIC LIMITED COMPANY	8.224	8.224
203 ISHARES IV PUBLIC LIMITED COMPANY	16.089	16.089
206 ISHARES IV PUBLIC LIMITED COMPANY	24.278	24.278
201 ISHARES IV PUBLIC LIMITED COMPANY	25.645	25.645
211 ISHARES MSCI ACWI ETF	285.923	285.923
212 ISHARES MSCI ACWI EX U.S. ETF	114.971	114.971
213 ISHARES MSCI ACWI LOW CARBON TARGET ETF	22.440	22.440
214 ISHARES MSCI EAFE ETF	2.072.069	2.072.069
215 ISHARES MSCI EAFE INTERNATIONALINDEX FUND	287.821	287.821
216 ISHARES MSCI EAFE VALUE ETF	1.154.060	1.154.060
217 ISHARES MSCI EUROPE FINANCIALS ETF	582.780	582.780
218 ISHARES MSCI EUROZONE ETF	857.010	857.010
219 ISHARES MSCI ITALY ETF	1.001.805	1.001.805
220 ISHARES MSCI KOKUSAI ETF	2.453	2.453
221 ISHARES MSCI WORLD ETF	24.155	24.155
222 ISHARES PUBLIC LIMITED COMPANY	564	564
224 ISHARES PUBLIC LIMITED COMPANY	2.854	2.854
223 ISHARES PUBLIC LIMITED COMPANY	5.833	5.833
225 ISHARES PUBLIC LIMITED COMPANY	31.423	31.423
226 ISHARES STOXX EUROPE 600 FINANCIAL SERVICES UCITS ETF DE	134.632	134.632
227 ISHARES STOXX EUROPE 600 UCITS ETF (DE)	386.311	386.311
228 ISHARES STOXX EUROPE MID 200 UCITS ETF (DE)	220.262	220.262
231 ISHARES V PUBLIC LIMITED COMPANY	158	158
230 ISHARES V PUBLIC LIMITED COMPANY	1.562	1.562

Mediobanca S.p.A.

Assemblea ordinaria e straordinaria

28 ottobre 2021

**Esito della votazione sul punto 2
dell'ordine del giorno**

SCHEDA NOMINATIVO

	NUMERO DI AZIONI	
	TOTALE	CON DIRITTO DI VOTO
229 ISHARES V PUBLIC LIMITED COMPANY	3.402	3.402
232 ISHARES VI PUBLIC LIMITED COMPANY	132	132
233 ISHARES VI PUBLIC LIMITED COMPANY	1.458	1.458
234 ISHARES VI PUBLIC LIMITED COMPANY	21.269	21.269
235 ISHARES VII PLC	440	440
238 ISHARES VII PLC	1.354	1.354
239 ISHARES VII PLC	4.531	4.531
236 ISHARES VII PLC	28.293	28.293
237 ISHARES VII PLC	52.145	52.145
869 ISHARES WHOLESALE INTERNATIONAL EQUITY INDEX FUND	54.300	54.300
870 ISHARES WHOLESALE SCREENED INTERNATIONAL EQUITY INDEX FUND	4.169	4.169
240 ISHARES WORLD EX SWITZERLAND EQUITY INDEX FUND II (CH)	6.110	6.110
242 ISHARES WORLD EX SWITZERLAND ESG EQUITY INDEX FUND (CH)	5.353	5.353
241 ISHARES WORLD EX SWITZERLAND ESG EQUITY INDEX FUND (CH)	11.566	11.566
1536 ISTITUTO FINANZIARIO 2012 SPA	24.300.000	24.300.000
1581 IVY PROSHARES MSCI ACWI INDEX FUND	1.569	1.569
1241 JANA PASSIVE GLOBAL SHARE TRUST	7.043	7.043
871 JANUS HENDERSON INSTITUTIONAL EUROPEAN INDEX OPPORTUNITIES FUND	4.329	4.329
1242 JCW 1987 ARTICLE II DESC TRUST FBO JMW DTD 1/1/2012	187	187
1243 JCW 1987 ARTICLE II DESC TRUST FBOAAP C/O WALTON ENTERPRISES LLC	166	166
1244 JCW 1987 ARTICLE II DESC TRUST FBOTLW	187	187
872 JNL INTERNATIONAL INDEX FUND	110.292	110.292
873 JNL/BLACKROCK ADVANTAGE INTERNATIONAL FUND	17.734	17.734
243 JNL/dfa INTERNATIONAL CORE EQUITY FUND	6.400	6.400
244 JNL/JPMORGAN GLOBAL ALLOCATION FUND	3.365	3.365
245 JNL/MELLON MSCI WORLD INDEX FUND	5.017	5.017
1582 JOHN D SPEARS GRAT DATED 2 20 09 F B O JULIE L SPEARS	9.300	9.300
1583 JOHN D SPEARS GRAT I 2 20 09	10.000	10.000
1584 JOHN D SPEARS GRAT I DATED 2 20 09 F B O NANA R SPEARS	7.800	7.800
1585 JOHN D SPEARS REVOCABLE TRUST DTD 9 29 2006	74.200	74.200
1735 JOHN DEERE PENSION TRUST	82.900	82.900
1245 JOHN HANCOCK FUNDS II INTERNATIONAL STRATEGIC EQUITY ALLOCATION FUND	33.200	33.200
246 JOHN HANCOCK FUNDS II STRATEGICEQUITY ALLOCATION FUND	62.161	62.161
248 JOHN HANCOCK LIFE AND HEALTH INSURANCE COMPANY	1.547	1.547
247 JOHN HANCOCK LIFE AND HEALTH INSURANCE COMPANY	33.125	33.125
249 JOHN HANCOCK MULTIFACTOR DEVELOPED INTERNATIONAL ETF	55.008	55.008
250 JOHN HANCOCK TRUST COMPANY COLLECTIVE INVESTMENT TRUST	2.146	2.146
1246 JOHN HANCOCK VARIABLE INSURANCE TRUST INTERNATIONAL EQUITY INDEX TRUST.	22.013	22.013
251 JOHN HANCOCK VARIABLE INSURANCETRUST STRAT EQ ALLOCATION TRUST	103.238	103.238
1247 JOSHUA GREEN CORPORATION	8.169	8.169
874 JPM MULTI INCOME FUND	71.368	71.368
875 JPMORGAN ACTIVEBUILDERS INTERNATIONAL EQUITY ETF	1.157	1.157
876 JPMORGAN BETABUILDERS EUROPE ETF	560.897	560.897
877 JPMORGAN BETABUILDERS INTERNATIONAL EQUITY ETF	144.798	144.798
878 JPMORGAN EUROPE STRATEGIC DIVIDEND FUND	10.984	10.984
879 JPMORGAN EUROPEAN INVESTMENT TRUST PLC	98.244	98.244
880 JPMORGAN FUND ICVC - JPM MULTI-ASSET INCOME FUND	11.242	11.242
1524 JPMORGAN FUNDS	1	1
1523 JPMORGAN FUNDS	4.994	4.994
1522 JPMORGAN FUNDS	377.045	377.045
881 JPMORGAN GLOBAL ALLOCATION FUND	6.325	6.325

Mediobanca S.p.A.

Assemblea ordinaria e straordinaria

28 ottobre 2021

**Esito della votazione sul punto 2
dell'ordine del giorno**

SCHEDA NOMINATIVO

	NUMERO DI AZIONI	
	TOTALE	CON DIRITTO DI VOTO
882 JPMORGAN INCOME BUILDER FUND	297.859	297.859
883 JPMORGAN INSURANCE TRUST INCOME BUILDER PORTFOLIO	2.352	2.352
884 JPMORGAN INTERNATIONAL VALUE FUND	73.297	73.297
1527 JPMORGAN INVESTMENT FUNDS	1	1
1528 JPMORGAN INVESTMENT FUNDS	1	1
1525 JPMORGAN INVESTMENT FUNDS	3.026	3.026
1526 JPMORGAN INVESTMENT FUNDS	4.406	4.406
885 JPMORGAN MULTI BALANCED FUND	4.480	4.480
1248 JTW TRUST NO. 1 UAD 9/19/02.	691	691
1249 JTW TRUST NO. 2 UAD 9/19/02.	3.313	3.313
1250 JTW TRUST NO. 3 UAD 9/19/02.	1.527	1.527
1251 JTW TRUST NO. 4 UAD 9/19/02.	4.361	4.361
1252 JTW TRUST NO. 5 UAD 9/19/02.	888	888
1254 K INVESTMENTS SH LIMITED.	12.720	12.720
1253 K INVESTMENTS SH LIMITED.	67.857	67.857
252 KAISER FOUNDATION HOSPITALS	19.056	19.056
253 KAISER PERMANENTE GROUP TRUST	35.825	35.825
1586 KAPITALFORENINGEN EMD INVEST GLOBALE AKTIER II	711	711
1587 KAPITALFORENINGEN EMD INVEST VERDENSINDEKS	18.896	18.896
1736 KAPITALFORENINGEN INVESTIN PRO GLOBAL EQUITIES I	26.637	26.637
1737 KAPITALFORENINGEN LAEGERNES INVEST KLI AKTIER GLOBALE INDENYKREDIT PORTEFOELJE /	4.367	4.367
886 KAPITALFORENINGEN PENSAM INVEST, PSI 3 GLOBALE AKTIER 3	7.132	7.132
1255 KBI GLOBAL INVESTMENT FUND	36.970	36.970
887 KDI INSTITUTIONAL AFDELING DANICA LINK - INDEKS GLOBALE AKTIER	4.008	4.008
888 KDI INSTITUTIONAL AFDELING DANICA PENSION - AKTIER 4	11.632	11.632
889 KEMPEN EUROPEAN HIGH DIVIDEND FUND N.V	280.807	280.807
890 KEMPEN INTERNATIONAL FUNDS-KEMPEN (LUX) EUROPEAN HIGH DIVIDEND FUND	17.100	17.100
1588 KFG BERMUDA LTD	15.590	15.590
574 KOKUSAI EQUITY INDEX FUND	17.036	17.036
1256 KOOKABURRA CHARITABLE REMAINDER TRUST UAD 12/20/05 C. DIANE CHRISTENSEN TTEE	6.849	6.849
1738 KOOKMIN BANK ACTING AS TRUSTEE OF MIRAE ASSET TRIUMPH MULTI FACTO PRIVATELY PLAC	20.000	20.000
891 KREBSHILFE-2-FONDS	100	100
892 KURT M. KROGER, TRUSTEE OF THE KURT M. KROGER TRUST	1.097	1.097
1257 L3HARRIS PENSION MASTER TRUST	203.749	203.749
1258 LATVIJAS BANKA	5.690	5.690
1739 LAWRENCE LIVERMORE NATIONAL SECURITY LLC AND TRIAD NATIONAL SECURITY LLC DEFINED	14.845	14.845
1950 LBBW AM INVESTMENTGES. MBH LBBW DIVIDEND	545.000	545.000
1951 LBBW AM INVESTMENTGES. MBH LBBW ZYKLUS S	350.000	350.000
1952 LBBW ASS.MAN. INVESTM.GES. MBH LBBW AM-V	33.750	33.750
1953 LBBW ASS.MAN. INVESTM.GES. MBH, LBBW AM-	200.000	200.000
1954 LBBW ASS.MAN.INVESTM.GES. MBH LBBW AM WV	119.540	119.540
893 LBBW ASSET MANAGEMENT INVESTMENTGESELLSCHAFT MBH	136.603	136.603
1924 LCL ACTIONS EURO CORE+	114.246	114.246
1925 LCL ACTIONS FRANCE CORE PLUS	5.386	5.386
1926 LCL ACTIONS MONDE HORS EUROPE EURO	69.350	69.350
1259 LEGAL & GENERAL AUTHORISED CONTRACTUAL SCHEME	49.112	49.112
1260 LEGAL & GENERAL DEVELOPED MULTI-FACTOR SL FUND LLC	31.968	31.968
1261 LEGAL & GENERAL FUTURE WORLD ESG DEVELOPED INDEX FUND	11.214	11.214
1266 LEGAL AND GENERAL ASSURANCE PENSIONS MANAGEMENT LIMITED	210	210
1269 LEGAL AND GENERAL ASSURANCE PENSIONS MANAGEMENT LIMITED	1.816	1.816
1263 LEGAL AND GENERAL ASSURANCE PENSIONS MANAGEMENT LIMITED	5.100	5.100

Mediobanca S.p.A.

Assemblea ordinaria e straordinaria

28 ottobre 2021

**Esito della votazione sul punto 2
dell'ordine del giorno**

SCHEDA NOMINATIVO

	NUMERO DI AZIONI	
	TOTALE	CON DIRITTO DI VOTO
1276 LEGAL AND GENERAL ASSURANCE PENSIONS MANAGEMENT LIMITED	5.622	5.622
1279 LEGAL AND GENERAL ASSURANCE PENSIONS MANAGEMENT LIMITED	6.877	6.877
1264 LEGAL AND GENERAL ASSURANCE PENSIONS MANAGEMENT LIMITED	7.643	7.643
1267 LEGAL AND GENERAL ASSURANCE PENSIONS MANAGEMENT LIMITED	9.533	9.533
1270 LEGAL AND GENERAL ASSURANCE PENSIONS MANAGEMENT LIMITED	11.435	11.435
1281 LEGAL AND GENERAL ASSURANCE PENSIONS MANAGEMENT LIMITED	22.951	22.951
1272 LEGAL AND GENERAL ASSURANCE PENSIONS MANAGEMENT LIMITED	23.628	23.628
1273 LEGAL AND GENERAL ASSURANCE PENSIONS MANAGEMENT LIMITED	27.646	27.646
1278 LEGAL AND GENERAL ASSURANCE PENSIONS MANAGEMENT LIMITED	29.264	29.264
1274 LEGAL AND GENERAL ASSURANCE PENSIONS MANAGEMENT LIMITED	32.304	32.304
1282 LEGAL AND GENERAL ASSURANCE PENSIONS MANAGEMENT LIMITED	47.569	47.569
1277 LEGAL AND GENERAL ASSURANCE PENSIONS MANAGEMENT LIMITED	57.140	57.140
1262 LEGAL AND GENERAL ASSURANCE PENSIONS MANAGEMENT LIMITED	86.994	86.994
1268 LEGAL AND GENERAL ASSURANCE PENSIONS MANAGEMENT LIMITED	113.413	113.413
1280 LEGAL AND GENERAL ASSURANCE PENSIONS MANAGEMENT LIMITED	195.432	195.432
1275 LEGAL AND GENERAL ASSURANCE PENSIONS MANAGEMENT LIMITED	272.305	272.305
1265 LEGAL AND GENERAL ASSURANCE PENSIONS MANAGEMENT LIMITED	414.184	414.184
1271 LEGAL AND GENERAL ASSURANCE PENSIONS MANAGEMENT LIMITED	527.487	527.487
1283 LEGAL AND GENERAL ASSURANCE PENSIONS MANAGEMENT LIMITED	1.463.648	1.463.648
1287 LEGAL AND GENERAL CCF	3.733	3.733
1286 LEGAL AND GENERAL CCF	6.017	6.017
1284 LEGAL AND GENERAL CCF	6.832	6.832
1285 LEGAL AND GENERAL CCF	7.530	7.530
1289 LEGAL AND GENERAL COLLECTIVE INVESTMENT TRUST.	661	661
1290 LEGAL AND GENERAL COLLECTIVE INVESTMENT TRUST.	41.070	41.070
1288 LEGAL AND GENERAL COLLECTIVE INVESTMENT TRUST.	107.902	107.902
1291 LEGAL AND GENERAL EUROPEAN INDEX TRUST	376.660	376.660
1292 LEGAL AND GENERAL GLOBAL EQUITY INDEX FUND	4.307	4.307
1294 LEGAL AND GENERAL ICAV	56	56
1293 LEGAL AND GENERAL ICAV	521	521
1295 LEGAL AND GENERAL INTERNATIONAL INDEX TRUST	58.932	58.932
1296 LEGAL AND GENERAL INVESTMENT MANAGEMENT	21.364	21.364
1297 LEGAL AND GENERAL MSCI EAFE FUND LLC	44.706	44.706
1298 LEGAL AND GENERAL MSCI EAFE SL FUND LLC	23.326	23.326
1589 LEGAL AND GENERAL UCITS ETF PLC	559	559
1590 LEGAL AND GENERAL UCITS ETF PLC	11.817	11.817
1740 LEGAL AND GENERAL UCITS ETF PLC	15.998	15.998
1741 LEGAL AND GENERAL UCITS ETF PLC	23.260	23.260
1299 LGIASUPER	155.527	155.527
1301 LGPS CENTRAL AUTHORISED CONTRACTUAL SCHEME	217	217
1300 LGPS CENTRAL AUTHORISED CONTRACTUAL SCHEME	892	892
577 LIF-LYXOR MSCI WORLD CATHOL PR	2.884	2.884
1302 LOCKHEED MARTIN CORPORATION MASTER RETIREMENT TRUST.	302	302
1871 LOF TARGETNETZERO EUROPE EQUITY	225	225
894 LOMBARD ODIER FUNDS (SWITZERLAND) SA "I3D, FIGO OU CIFOP"	83.544	83.544
1303 LORD MAYOR'S CHARITABLE FOUNDATION	724	724
1304 LOS ANGELES CITY EMPLOYEES RETIREMENT SYSTEM	20.511	20.511
254 LOS ANGELES COUNTY EMPLOYEES RETIREMENT ASSOCIATI	2.838	2.838
1742 LOUISIANA STATE EMPLOYEES RETIREMENT SYSTEM	1	1
895 LSV GLOBAL VALUE FUND	13.100	13.100
1305 LSV INTERNATIONAL (AC) VALUE EQUITY FUND LP	487.200	487.200

Mediobanca S.p.A.

Assemblea ordinaria e straordinaria

28 ottobre 2021

**Esito della votazione sul punto 2
dell'ordine del giorno**

SCHEDA NOMINATIVO

	NUMERO DI AZIONI	
	TOTALE	CON DIRITTO DI VOTO
1306 LSV INTERNATIONAL VALUE EQUITY TRUST	348.200	348.200
1307 LTW INVESTMENTS LLC	40.890	40.890
1872 LUX IM BLACKROCK GLOBAL EQUITY DIVIDEND	108.972	108.972
255 LVIP DIMENSIONAL INTERNATIONAL CORE EQUITY FUND	27.877	27.877
256 LVIP SSGA INTERNATIONAL INDEX FUND	101.836	101.836
896 LVUI EQUITY EUROPE	77.993	77.993
897 LVUI EQUITY WORLD EX EUROPE	3.232	3.232
579 LYX IND FD-LYXOR CORE EURO STO	46.518	46.518
580 LYX IND FD-LYXOR CORE STOXX EU	188.997	188.997
581 LYXINDEX FUND - LYXOR MSCI EMU	91.893	91.893
898 LYXOR 1 STOXX EUROPE 600 UCITS ETF	3.050	3.050
582 LYXOR CORE MSCI WORLD (DR) UCI	15.325	15.325
583 LYXOR FTSE MIB UCITS ETF	1.220.037	1.220.037
584 LYXOR MSCI EUROPE UCITS ETF	59.241	59.241
257 M INTERNATIONAL EQUITY FUND	7.518	7.518
899 M&G (LUX) INVESTMENT FUNDS 2 FCP - M&G (LUX) EUROPE EX UK INDEX FUND	21.819	21.819
258 MACKENZIE INTERNATIONAL EQUITY INDEX ETF	815	815
259 MACKENZIE MAX DIVERSIFICATION DEVELOPED EUR INDEX ETF	601	601
900 MACQUARIE INTERNATIONAL EQUITIES FUND	10.227	10.227
901 MACQUARIE MULTI-FACTOR FUND	51.789	51.789
902 MAIN I - UNIVERSAL - FONDS	13.775	13.775
903 MAIN I - UNIVERSAL - FONDS	102.861	102.861
585 MAIS S.P.A.	180.000	180.000
1489 MAIS S.P.A.	1.432.080	1.432.080
1490 MAIS S.P.A.	1.911.315	1.911.315
260 MAJOR LEAGUE BASEBALL PLAYERS PENSION PLAN	80.800	80.800
1743 MAN GLG EUROPEAN EQUITY ALTERNATIVE	4.673	4.673
1309 MAN INSIGHT LIMITED	88	88
1308 MAN INSIGHT LIMITED	844	844
1310 MAN MULTI-STRATEGY MASTER FUND MAPLES CORPORATE SERVICES LIMITES	655	655
261 MANAGED INVESTMENT FUNDS ICVCINTERNATIONAL EQUITY TRACKER FUND	2.569	2.569
265 MANAGED PENSION FUNDS LIMITED	2.922	2.922
264 MANAGED PENSION FUNDS LIMITED	60.437	60.437
263 MANAGED PENSION FUNDS LIMITED	78.275	78.275
262 MANAGED PENSION FUNDS LIMITED	249.489	249.489
1537 MANTEGNA 87 S.R.L.	900.000	900.000
267 MANULIFE INVESTMENT MANAGEMENT INTERNATIONAL EQUITY INDEX POOLED FUND	22.814	22.814
1591 MANULIFE MULTIFACTOR DEVELOPED INTERNATIONAL INDEX ETF	46.917	46.917
1744 MANVILLE PERSONAL INJURY SETTLEMENT TRUST	3.064	3.064
1592 MARANIC II LLC	7.731	7.731
269 MARIGOLD TACTICAL STRATEGIES LTD	2.846	2.846
1311 MARSH AND MCLENNAN MASTER RETIREMENT TRUST	138.900	138.900
271 MARYLAND STATE RETIREMENT PENSION SYSTEM	1	1
273 MARYLAND STATE RETIREMENT PENSION SYSTEM	33.246	33.246
272 MARYLAND STATE RETIREMENT PENSION SYSTEM	156.882	156.882
275 MATB MSCI KOKUSAI INDEX MOTHER FUND	8.246	8.246
276 MD INTERNATIONAL VALUE FUND	22.100	22.100
277 MDPIIM INTERNATIONAL EQUITY INDEX POOL	30.955	30.955
278 MDPIIM INTERNATIONAL EQUITY POOL	122.300	122.300
904 MEDIA SUPER	18.366	18.366
1491 MEDIOLANUM VITA S.P.A.	6.450.398	6.450.398

Mediobanca S.p.A.

Assemblea ordinaria e straordinaria

28 ottobre 2021

Esito della votazione sul punto 2
dell'ordine del giorno

SCHEDA NOMINATIVO

	NUMERO DI AZIONI	
	TOTALE	CON DIRITTO DI VOTO
279 MERCER DIOCESE OF BROOKLYN GROWTH STRATEGY	51.604	51.604
280 MERCER DIOCESE OF BROOKLYN LAY PENSION INVESTMENT TRUST	28.366	28.366
281 MERCER FFTC NONUS EQUITY INVESTMENT PORTFOLIO LLC	19.300	19.300
282 MERCER INTERNATIONAL EQUITY FUND	15.400	15.400
283 MERCER NONUS CORE EQUITY FUND	291.800	291.800
1312 MERCER PASSIVE INTERNATIONAL SHARES FUND	3.633	3.633
1313 MERCER PRIVATE WEALTH INTERNATIONAL FOCUSED EQUITY POOL	11.447	11.447
290 MERCER QIF CCF	6.815	6.815
289 MERCER QIF CCF	9.826	9.826
286 MERCER QIF CCF	11.161	11.161
288 MERCER QIF CCF	11.660	11.660
285 MERCER QIF CCF	21.470	21.470
284 MERCER QIF CCF	27.458	27.458
287 MERCER QIF CCF	105.526	105.526
291 MERCER UCITS COMMON CONTRACTUALFUND	25.051	25.051
907 MERCER UNHEDGED OVERSEAS SHARES TRUST	1.944	1.944
905 MERCER UNHEDGED OVERSEAS SHARES TRUST	5.187	5.187
906 MERCER UNHEDGED OVERSEAS SHARES TRUST	5.975	5.975
1314 MERCY INVESTMENT SERVICES INC	1	1
1540 MERE GALLI MAURO	3.003	3.003
1745 METROPOLITAN LIFE INSURANCE COMPANY	8.105	8.105
1746 METROPOLITAN LIFE INSURANCE COMPANY	24.652	24.652
292 METZLER ASSET MANAGEMENT GMBH FOR MIFONDS 415	122.300	122.300
293 MG INVESTMENT FUNDS (1) MG EUROPEAN INDEX TRACKER FUND	7.809	7.809
1927 MGEN ACTION	88.926	88.926
294 MGI FUNDS PLC	30.869	30.869
1747 MI FONDS K11	16.540	16.540
1315 MICHIGAN CATHOLIC CONFERENCE MASTER PENSION TRUST	464	464
295 MICROSOFT CORPORATION SAVINGS PLUS 401(K) PLAN	26.442	26.442
1748 MIDDELTOWN WORKS HOURLY AND SALARIED UNION RETIREES HEALTHCARE FUND	4.006	4.006
1316 MIGROS BANK (LUX) FONDS 30	2.000	2.000
908 MINE SUPERANNUATION FUND	4.743	4.743
909 MINISTRY OF ECONOMY AND FINANCE	31.522	31.522
910 MINISTRY OF ECONOMY AND FINANCE	268.959	268.959
1492 MINOZZI ROMANO	929.100	929.100
1319 MLC INVESTMENTS, MLC LIMITED	8.957	8.957
1318 MLC INVESTMENTS, MLC LIMITED	33.006	33.006
1317 MLC INVESTMENTS, MLC LIMITED	167.367	167.367
296 MM MSCI EAFE INTERNATIONAL INDEX FUND	7.537	7.537
1593 MONETARY AUTHORITY OF MACAO	16.622	16.622
297 MONETARY AUTHORITY OF SINGAPORE	11.123	11.123
298 MORGAN STANLEY INSTITUTIONAL FUND TRUST - GLOBAL STRATEGIST PORTFOLIO	3.135	3.135
1529 MORGAN STANLEY INVESTMENT FUNDS	53	53
593 MORGAN STANLEY PATHWAY FUNDS	12.499	12.499
299 MORGAN STANLEY VARIABLE INSURANCE FUND, INC. GLOBAL STRATEGIST PORTFOLIO	390	390
911 MSCI ACWI EX-U.S. IMI INDEX FUND B2	40.401	40.401
912 MSCI EQUITY INDEX FUND B - ITALY (MSITB)	297.303	297.303
913 MSCI EUROPE EQUITY INDEX FUND B (EUROSECB)	124.406	124.406
1320 MUGUET VENTURES LLC	1.384	1.384
594 MUL- LYX FTSE IT ALL CAP PIR 2	16.432	16.432
595 MUL-LYX NET ZERO 2050 SP EUROP	9.080	9.080

Mediobanca S.p.A.

Assemblea ordinaria e straordinaria

28 ottobre 2021

Esito della votazione sul punto 2
dell'ordine del giorno

SCHEDA NOMINATIVO

	NUMERO DI AZIONI	
	TOTALE	CON DIRITTO DI VOTO
596 MUL-LYX NET ZERO 2050 SP WORLD	2.905	2.905
597 MUL-LYX NET ZERO 50 SP EUROZ C	251.837	251.837
598 MUL-LYXOR MSCI WORLD CLIMATE C	2.295	2.295
300 MULTI STYLE MULTI MANAGER FUNDSPLC	132.534	132.534
599 MULTI UNITS LUX-LYXOR CORE MSC	41.818	41.818
1321 MUNICIPAL EMPLOYEES' ANNUITY AND BENEFIT FUND OF CHICAGO	1.902	1.902
914 MY-AMD GLOBAL MULTI ASSET FUND	5.589	5.589
1322 NATIONAL COUNCIL FOR SOCIAL SEC FUND	5.055	5.055
1323 NATIONAL COUNCIL FOR SOCIAL SECURITY FUND PRC	8.360	8.360
301 NATIONAL EMPLOYMENT SAVINGS TRUST	66.945	66.945
1594 NATIONAL FUNERAL TRUST	2.859	2.859
1750 NATIONAL TREASURY MANAGEMENT AGCY	2.245	2.245
915 NATIONWIDE INTERNATIONAL INDEX FUND	46.974	46.974
302 NATWEST ST JAMES'S PLACE BALANCED MANAGED UNIT TRUST	670.355	670.355
303 NATWEST ST JAMES'S PLACE GLOBALEQUITY UNIT TRUST	399.545	399.545
1324 NATWEST TRUSTEE AND DEPOSITARY SERVICES LIMITED AS TRUSTEE O	6.216	6.216
304 NATWEST TRUSTEE AND DEPOSITARY SERVICES LIMITED AS TRUSTEE OF ST. JAMES'S PLACE S	20.997	20.997
1325 NBIMC EAFE EQUITY INDEX FUND - CLASS N.	884	884
1326 NBIMC EAFE EQUITY INDEX FUND.	15.149	15.149
1327 NELKE PARTNERSHIP C/O NORTHERN TRUST COMPANY MANAGER	2.366	2.366
305 NEW AIRWAYS PENSION SCHEME	16.209	16.209
916 NEW YORK LIFE INSURANCE & ANNUITY CORPORATION	5.318	5.318
917 NEW YORK STATE COMMON RETIREMENT FUND	3.507	3.507
306 NEW YORK STATE DEFERRED COMPENSATION PLAN	6.563	6.563
307 NEW YORK STATE DEFERRED COMPENSATION PLAN	9.174	9.174
310 NEW YORK STATE TEACHERS RETIREMENT SYSTEM	20.640	20.640
309 NEW YORK STATE TEACHERS RETIREMENT SYSTEM	196.888	196.888
308 NEW YORK STATE TEACHERS RETIREMENT SYSTEM	239.700	239.700
1328 NEW ZEALAND SUPERANNUATION FUND	695	695
1329 NEW ZEALAND SUPERANNUATION FUND	1.106	1.106
1330 NEWBURG NOMINEES LIMITED INVESTORSWHOLESALE GLOBAL EQUITY (INDEX) TRUST	53.005	53.005
1751 NEXTERA ENERGY DUANE ARNOLD LLC	1.404	1.404
1752 NEXTERA ENERGY DUANE ARNOLD LLC QUALIFIED DECOMMISSIONING THE DUANE ARNOLD ENI	820	820
1595 NEXTERA ENERGY POINT BEACH LLC NON QUALIFIED DECOMMISSIONI NT BEACH NUCLEAR PLA	9.142	9.142
919 NFS LIMITED	21.537	21.537
918 NFS LIMITED	151.900	151.900
1873 NIF I ALLIANZ BERNSTEIN	542.622	542.622
1331 NINE MILE POINT NDT QUALIFIED PARTNERSHIP	4.900	4.900
920 NN (L) INSTITUTIONAL FCP	7.400	7.400
921 NN (L) SICAV	6.300	6.300
1530 NORDEA 1 SICAV	1.483.247	1.483.247
922 NORDEA DONATIONSMEDELSFOND	11.829	11.829
923 NORDEA EUROPEAN PASSIVE FUND	9.631	9.631
924 NORDEA GLOBAL PASSIVE FUND	22.260	22.260
1332 NORGES BANK	204.723	204.723
1334 NORTH DAKOTA STATE INVESTMENT BOARD.	19.900	19.900
1333 NORTH DAKOTA STATE INVESTMENT BOARD.	170.287	170.287
1335 NORTHERN FUNDS - INTERNATIONAL EQUITY INDEX FUND	207.130	207.130
1336 NORTHERN TRUST GLOBAL INVESTMENTS COLLECTIVE FUNDS TRUST	140.756	140.756
1337 NORTHERN TRUST GLOBAL INVESTMENTS COLLECTIVE FUNDS TRUST	229.656	229.656
1338 NORTHERN TRUST GLOBAL INVESTMENTS COLLECTIVE FUNDS TRUST	1.070.597	1.070.597

Mediobanca S.p.A.

Assemblea ordinaria e straordinaria

28 ottobre 2021

Esito della votazione sul punto 2
dell'ordine del giorno

SCHEDA NOMINATIVO

	NUMERO DI AZIONI	
	TOTALE	CON DIRITTO DI VOTO
1342 NORTHERN TRUST UCITS COMMON CONTRACTUAL FUND	4.073	4.073
1344 NORTHERN TRUST UCITS COMMON CONTRACTUAL FUND	7.379	7.379
1341 NORTHERN TRUST UCITS COMMON CONTRACTUAL FUND	10.047	10.047
1340 NORTHERN TRUST UCITS COMMON CONTRACTUAL FUND	56.134	56.134
1343 NORTHERN TRUST UCITS COMMON CONTRACTUAL FUND	120.772	120.772
1339 NORTHERN TRUST UCITS COMMON CONTRACTUAL FUND	126.317	126.317
1345 NORTHERN TRUST UCITS FGR FUND	103.413	103.413
311 NORTHROP GRUMMAN CORPORATION VEBA MASTER TRUST I	4.356	4.356
312 NORTHROP GRUMMAN PENSION MASTERTRUST	124.814	124.814
1346 NOVANT HEALTH INC.	32.200	32.200
1347 NS PARTNERS GLOBAL EQUITY FUND.	5.945	5.945
1348 NS PARTNERS INTERNATIONAL EQUITY FUND	40.843	40.843
1753 NSP MINNESOTA PRAIRIE 2 RETAIL QUALIFIED TRUST	4.949	4.949
1754 NSP MINNESOTA PRAIRIE I RETAIL QUALIFIED TRUST	4.008	4.008
1755 NSPMONTICELLO MINNESOTA RETAIL QUALIFIED TRUST	9.348	9.348
1349 NT WORLD GREEN TRANSITION INDEX FUND	583	583
1350 NTGI-QM COMMON DAILY ALL COUNTRY WORLD EX-US INVESTABLE MARKET INDEX FUND - NON	19.291	19.291
1351 NTGI-QM COMMON DAILY EAFE INDEX FUND - LENDING	33.415	33.415
1352 NTGI-QM COMMON DAILY EAFE INDEX FUND - NON LENDING	97.034	97.034
925 NVIT INTERNATIONAL INDEX FUND	72.175	72.175
1353 O'BRIEN FAMILY TRUST OF 2001 UAD 04/10/01 DENNIS O'BRIEN & GLORIA O'BRIEN TTEES	1.917	1.917
600 OFI FINANCIAL INVES-RS EURO EQ	63.105	63.105
313 OHIO NATIONAL FUND, INC.- ON INTERNATIONAL EQUITY PORTFOLIO	178.956	178.956
1354 OMEGA FFIP LIMITED PARTNERSHIP.	1.859	1.859
926 ONEPATH GLOBAL SHARES - LARGE CAP (UNHEDGED) INDEXPOOL	60.483	60.483
314 ONTARIO POWER GENERATION INC .	61.664	61.664
315 ONTARIO POWER GENERATION INC .	122.568	122.568
316 OPENWORLD PUBLIC LIMITED COMPANY	766	766
1355 OPSEU PENSION PLAN TRUST FUND	46.846	46.846
1356 ORIZABA LP	14.048	14.048
1756 OVERSEAS FUND	24.720	24.720
1357 P3-EQ LLC	3.117	3.117
1757 PACIFIC GAS AND ELECTRIC COMPANY NUCLEAR FACILITIES QUALIFIE	12.265	12.265
1758 PANAGORA GROUP TRUST	6.293	6.293
1759 PENN SERIES DEVELOPED INTERNATIONAL INDEX FUND	3.828	3.828
927 PENSION INTERNATIONAL EQUITY TACTICAL SMART BETA MOTHER FUND	1.311	1.311
1760 PENSION RESERVES INVESTMENT TRUST FUND	112.800	112.800
320 PEOPLE S BANK OF CHINA	11.136	11.136
318 PEOPLE S BANK OF CHINA	81.511	81.511
317 PEOPLE S BANK OF CHINA	94.223	94.223
319 PEOPLE S BANK OF CHINA	115.787	115.787
321 PEOPLE'S BANK OF CHINA	7.897	7.897
1358 PERMANENT FUND INVESTMENTS LLC	17.113	17.113
929 PERTUBUHAN KESELAMATAN SOSIAL	11.555	11.555
928 PERTUBUHAN KESELAMATAN SOSIAL	21.640	21.640
601 PGIM ETF TRUST - PGIM QMA STRA	8.314	8.314
1761 PGIM QMA INTERNATIONAL DEVELOPED MARKETS INDEX FUND	2.856	2.856
930 PHILADELPHIA GAS WORKS PENSION PLAN	1.661	1.661
931 PICTET - QUEST EUROPE SUSTAINABLE EQUITIES	716.024	716.024
932 PICTET CH - GLOBAL EQUITIES	6.968	6.968
933 PICTET CH INSTITUTIONAL - EUROPEAN EX SWISS EQUITIES TRACKER	3.869	3.869

Mediobanca S.p.A.

Assemblea ordinaria e straordinaria

28 ottobre 2021

Esito della votazione sul punto 2
dell'ordine del giorno

SCHEDA NOMINATIVO

	NUMERO DI AZIONI	
	TOTALE	CON DIRITTO DI VOTO
934 PICTET CH INSTITUTIONAL - EUROPEAN EX SWISS EQUITIES TRACKER	15.410	15.410
935 PICTET CH INSTITUTIONAL - EUROPEAN EX SWISS EQUITIES TRACKER EX SL	25.345	25.345
936 PICTET CH INSTITUTIONAL - WORLD EX SWISS EQUITIES TRACKER	7.441	7.441
937 PICTET CH INSTITUTIONAL - WORLD EX SWISS EQUITIES TRACKER US TE	7.441	7.441
938 PICTET CH INSTITUTIONAL-WORLD EX SWISS EQUITIES TRACKER US TE EX SL	3.745	3.745
939 PICTET-EUROLAND INDEX	49.845	49.845
940 PICTET-EUROPE INDEX	73.256	73.256
941 PIR EQUITY AXA ASSICURAZIONI	60.000	60.000
943 PK CSG WORLD EQUITY CREDIT SUISSE FUNDS AG	3.836	3.836
942 PK CSG WORLD EQUITY CREDIT SUISSE FUNDS AG	10.035	10.035
1359 PLEIADES TRUST	29.039	29.039
1360 POINT72 LONDON INVESTMENTS LTD. C/O WALKERS CORPORATE LIMITED CAYMAN	183.217	183.217
1762 POOL REINSURANCE CO LTD	10.543	10.543
1361 PRAMERICA FLEXIBLE TRILOGY PRAMERICA SGR S.P.A.	4.215	4.215
1362 PRAMERICA SGR S.P.A. PRAMERICA MITO 50 (MULTIASSET ITALIAN OPPORTUNITIES 50)	92.066	92.066
1363 PRAMERICA SICAV - GLOBAL EQUITY	12.833	12.833
1364 PRAMERICA TR MEGATREND II PRAMERICA SGR S.P.A.	4.956	4.956
1365 PRAMERICA TR MEGATREND II PRAMERICA SGR S.P.A.	19.893	19.893
944 PRAXIS INTERNATIONAL INDEX FUND	29.677	29.677
1366 PREMIER MITON EUROPEAN EQUITY INCOME FUND	11.272	11.272
1367 PRESBYTERIAN CHURCH (USA) FOUNDATION	12.906	12.906
945 PREVOYANCE NE FUND PREVOYANCE NE GLOBAL ASSETS CREDIT SUISSE FUNDS AG	5.433	5.433
322 PRINCIPAL EXCHANGE-TRADED FUNDS-PRINCIPAL INTERNATIONAL ADAPTIVE MULTI-FACTOR E1	4.554	4.554
1763 PRINCIPAL FUNDS INC GLOBAL DIVERSIFIED INCOME FUND	173.309	173.309
324 PRINCIPAL GLOBAL INVESTORS COLLECTIVE INVESTMENT TRUST	135.474	135.474
323 PRINCIPAL GLOBAL INVESTORS COLLECTIVE INVESTMENT TRUST	5.136.501	5.136.501
325 PRINCIPAL INTERNATIONAL MULTIFACTOR ETF	4.729	4.729
327 PRINCIPAL LIFE INSURANCE COMPANY	1.106.549	1.106.549
326 PRINCIPAL LIFE INSURANCE COMPANY	2.096.002	2.096.002
1368 PRINCIPAL MPF EUROPEAN EQUITY FUND	95.315	95.315
1370 PRINCIPAL TRUST COMPANY ASIA LIMITED	16.463	16.463
1369 PRINCIPAL TRUST COMPANY ASIA LIMITED	328.120	328.120
1764 PRINCIPAL VARIABLE CONTRACTS FUNDS INC DIVERSIFIED INTE	200.279	200.279
1371 PRIVATE CLIENT GLOBAL EQUITY PORTFOLIO	767.672	767.672
1874 PRIVILEGE - JP MORGAN PAN EUROPEAN FLEXIBLE EQUITY	26.743	26.743
1372 PRO-GEN INVESTMENTS LLC	411	411
946 PRUDENTIAL PENSIONS LIMITED	5.262	5.262
947 PRUDENTIAL PENSIONS LIMITED	6.738	6.738
329 PRUDENTIAL RETIREMENT INSURANCE ANNUITY COMPANY	24.981	24.981
328 PRUDENTIAL RETIREMENT INSURANCE ANNUITY COMPANY	52.700	52.700
330 PUBLIC AUTHORITY FOR SOCIAL INSURANCE	4.020	4.020
1765 PUBLIC EMPLOYEE RETIREMENT SYSTEM OF IDAHO	28.686	28.686
1373 PUBLIC EMPLOYEES RETIREMENT ASSOCIATION OF COLORADO	159.524	159.524
1767 PUBLIC EMPLOYEES RETIREMENT ASSOCIATION OF NEW MEXICO	1	1
1766 PUBLIC EMPLOYEES RETIREMENT ASSOCIATION OF NEW MEXICO	199	199
1768 PUBLIC EMPLOYEES RETIREMENT SYSTEM OF MISSISSIPPI	1	1
1770 PUBLIC EMPLOYEES RETIREMENT SYSTEM OF MISSISSIPPI	2.003	2.003
1769 PUBLIC EMPLOYEES RETIREMENT SYSTEM OF MISSISSIPPI	175.928	175.928
1771 PUBLIC EMPLOYEES RETIREMENT SYSTEM OF NEVADA	164.819	164.819
1772 PUBLIC EMPLOYEES RETIREMENT SYSTEM OF NEVADA	169.230	169.230
1597 PUBLIC EMPLOYEES RETIREMENT SYSTEM OF OHIO	36.778	36.778

Mediobanca S.p.A.

Assemblea ordinaria e straordinaria

28 ottobre 2021

**Esito della votazione sul punto 2
dell'ordine del giorno**

SCHEDA NOMINATIVO

	NUMERO DI AZIONI	
	TOTALE	CON DIRITTO DI VOTO
1598 PUBLIC EMPLOYEES RETIREMENT SYSTEM OF OHIO	46.627	46.627
1596 PUBLIC EMPLOYEES RETIREMENT SYSTEM OF OHIO	411.700	411.700
1374 PUBLIC SECTOR PENSION INVESTMENT BOARD	256	256
1375 PUBLIC SECTOR PENSION INVESTMENT BOARD	281.816	281.816
948 PUTM AUTHORISED CONTRACTUAL SCHEME - PUTM ACS EUROPEAN EX UK FUND	1.359.190	1.359.190
949 PUTM EUROPEAN UNIT TRUST	20.136	20.136
1377 QIC INTERNATIONAL EQUITIES FUND	4.400	4.400
1376 QIC INTERNATIONAL EQUITIES FUND	11.991	11.991
1378 QIC LISTED EQUITIES FUND	19.948	19.948
1379 QSUPER	14.012	14.012
1773 QUALITY EDUCATION FUND	1.245	1.245
1928 QUERCUS	204.590	204.590
1380 R.E. GINNA NUCLEAR POWER PLANT QUALIFIED FUND	2.500	2.500
1774 RAYTHEON TECHNOLOGIES CORPORATION MASTER RETIREMENT TRUST	19.522	19.522
1381 RBC O'SHAUGHNESSY INTERNATIONAL EQUITY FUND	7.535	7.535
1382 RBC QUANT EAFE EQUITY LEADERS ETF	689	689
1383 RDM LIQUID LLC	24.005	24.005
950 REASSURE LIMITED	3.583	3.583
952 REASSURE LIMITED	16.464	16.464
951 REASSURE LIMITED	213.335	213.335
953 REED ELSEVIER PENSION SCHEME	84.425	84.425
331 REGIME DE RENTES DU MOUVEMENT DESJARDINS	5.276	5.276
332 RENAISSANCE GLOBAL EQUITY PRIVATE POOL	2.966	2.966
333 RENAISSANCE INTERNATIONAL EQUITY PRIVATE POOL	29.396	29.396
1929 RENDEMENT DIVERSIFIE M	17.489	17.489
334 RETAIL EMPLOYEES SUPERANNUATIONTRUST	21.763	21.763
1775 RETIREMENT BENEFITS INVESTMENT FUND	5.268	5.268
335 RHUMLINE INTERNATIONAL POOLED INDEX TRUST	12.028	12.028
336 RHUMLINE LOW CARBON INDEX FUNDLLC	16.579	16.579
1776 RIVER AND MERCANTILE GLOBAL HIGH ALPHA FUND	67.700	67.700
1599 ROBINSON UNIT 2 QUALIFIED NUCLEAR DECOMMISSIONING FUND	3.063	3.063
337 ROCHE U.S. RETIREMENT PLANS MASTER TRUST	222.400	222.400
1930 ROPS EURO P	79.423	79.423
1931 ROPS-SMART INDEX EURO	76.211	76.211
1384 ROSEDENE LLC	3.861	3.861
338 ROYAL LONDON ASSET MANAGEMENT BOND FUNDS PLC	20.049	20.049
954 ROYAL LONDON EQUITY FUNDS ICVC	114.561	114.561
955 ROYAL LONDON EQUITY FUNDS ICVC	804.300	804.300
956 ROYAL LONDON GROUP PENSION SCHEME	240	240
4 RUBR. 10019 SERVIZIO ITALIA SPA	10.200.000	10.200.000
339 RUSSELL INVESTMENT COMPANY MULTIFACTOR INTERNATIONAL EQUITY FUND	23.764	23.764
340 RUSSELL INVESTMENT COMPANY TAXMANAGED INTERNATIONAL EQUITY FUND	19.127	19.127
341 RUSSELL INVESTMENTS LOW CARBON GLOBAL SHARES FUND	12.295	12.295
342 RUSSELL INVESTMENTS MULTIASSET FACTOR EXPOSURE FUND	27.252	27.252
343 RUSSELL INVESTMENTS MULTIFACTORINTERNATIONAL EQUITY POOL	3.111	3.111
1385 S. ROBSON WALTON 1999 CHILDRENS TRUST	1.415	1.415
1386 S. ROBSON WALTON 2009 GRAT NO. 4 ARTICLE II TRUST	767	767
1387 S. ROBSON WALTON 2010 TRUST	3.702	3.702
1493 S.M.I.L. SRL	622.650	622.650
957 SABADELL EUROACCION, FI	97.635	97.635
958 SABADELL EUROPA BOLSA, FI	144.200	144.200

Mediobanca S.p.A.

Assemblea ordinaria e straordinaria

28 ottobre 2021

Esito della votazione sul punto 2
dell'ordine del giorno

SCHEDA NOMINATIVO

	NUMERO DI AZIONI	
	TOTALE	CON DIRITTO DI VOTO
959 SABADELL INVERSION ETICA Y SOLIDARIA, FI	23.433	23.433
960 SABADELL PLANIFICACION 25, FI	13.730	13.730
961 SABADELL PLANIFICACION 50, FI	4.058	4.058
344 SACRAMENTO COUNTY EMPLOYEES RETIREMENT SYSTEM	192.000	192.000
1932 SAKKARAH 7	25.998	25.998
1388 SALIX LLC	19.663	19.663
1389 SAMSUNG GLOBAL CORE EQUITY FUND	1.916	1.916
1600 SAN DIEGO COUNTY EMPLOYEES RETIREMENT ASSOCIATION	5.854	5.854
1390 SANFORD C. BERNSTEIN & CO DBT INTERNATIONAL VALUE	88.447	88.447
1391 SANFORD C. BERNSTEIN AND CO DBT TAX MANAGED INTERNATIONAL BLEND SERIES	32.252	32.252
962 SANLAM UNIVERSAL FUNDS PLC	3.969	3.969
964 SAS TRUSTEE CORPORATION POOLED FUND	16.716	16.716
963 SAS TRUSTEE CORPORATION POOLED FUND	18.522	18.522
1777 SAUDI ARABIAN MONETARY AUTHORITY	1.927	1.927
965 SBC MASTER PENSION TRUST	13.479	13.479
966 SBC MASTER PENSION TRUST	24.844	24.844
1494 SCHEMATRENTATRE S.P.A.	18.625.029	18.625.029
967 SCHRODER INTERNATIONAL MULTI-CAP EQUITY TRUST	361.770	361.770
1531 SCHRODER INTERNATIONAL SELECTION FUND	419.271	419.271
968 SCHWAB FUNDAMENTAL INTERNATIONAL LARGE COMPANY INDEX FUND	44.067	44.067
345 SCHWAB FUNDAMENTAL INTERNATIONAL LARGE COMPANY INDEX ETF	221.395	221.395
346 SCHWAB INTERNATIONAL EQUITY ETF	936.771	936.771
969 SCHWAB INTERNATIONAL INDEX FUND	313.320	313.320
347 SCOTIA INTERNATIONAL EQUITY INDEX TRACKER ETF	5.132	5.132
348 SCOTTISH WIDOWS INVESTMENT SOLUTIONS FUNDS ICVC- EUROPEAN (EX UK) EQUITY FUND	102.671	102.671
1392 SDA INTL EQUITY INDEX FD-WORLD	17.567	17.567
970 SDK K3 FONDS	9.500	9.500
349 SEASONS SERIES TRUST SA MULTI-MANAGED INTERNATIONAL EQUITY PORTF	4.560	4.560
1875 SEEYOND EUROPE MARKET NEUTRAL	1.891	1.891
615 SEI GLOBAL MASTER FUND PLC	7.306	7.306
971 SEI INSTITUTIONAL INVESTMENTS TRUST - WORLD EQUITY EX-US FUND	2.784.930	2.784.930
350 SELFFINANCING POSTSECONDARY EDUCATION FUND	406	406
1778 SEMPRA ENERGY PENSION MASTER TRUST	13.594	13.594
1393 SENTINEL INTERNATIONAL TRUST	7.586	7.586
1495 SERECO RE S.A.	2.861.250	2.861.250
351 SERVICES GROUP OF AMERICA INC	26.036	26.036
1779 SEVENTH SWEDISH NATIONAL PENSION FUND AP7 EQUITY FUND	17.773	17.773
616 SG ACTIONS EURO SELECTION	430.233	430.233
617 SG ACTIONS EURO SMALL CAP	55.438	55.438
618 SG ACTIONS EUROPE LARGE CAP	242	242
619 SG ACTIONS MONDE	19.914	19.914
1601 SHELL CANADA 2007 PENSION PLAN	3.996	3.996
1602 SHELL CANADA 2007 PENSION PLAN 400	3.321	3.321
1603 SHELL NEDERLAND PENSIOENFONDS STICHTING	2.337	2.337
1781 SHELL PENSION TRUST	8.609	8.609
1780 SHELL PENSION TRUST	14.108	14.108
972 SHELL PENSIONS TRUST LIMITED AS TRUSTEE OF SHELL CONTRIBUTORY PENSION FUND	9.258	9.258
973 SHELL TRUST (BERMUDA) LIMITED AS TRUSTEE OF THE SHELL INTERNATIONAL PENSION FUND	3.085	3.085
974 SHELL TRUST (BERMUDA) LTD AS TRUSTEE OF THE SHELL OVERSEAS CONTRIBUTORY PENSION	5.274	5.274
1782 SHERIFFS PENSION AND RELIEF FUND	34.885	34.885
1394 SHIMODA HOLDINGS LLC	239	239

Mediobanca S.p.A.

Assemblea ordinaria e straordinaria

28 ottobre 2021

**Esito della votazione sul punto 2
dell'ordine del giorno**

SCHEDA NOMINATIVO

	NUMERO DI AZIONI	
	TOTALE	CON DIRITTO DI VOTO
975 SHINKO GLOBAL EQUITY INDEX MOTHER FUND	225	225
976 SICAV GEFIP DYNAMIQUE	309.000	309.000
620 SILVER AMUNDI EURO EQUITY	257.709	257.709
1395 SILVER GROWTH FUND LP	5.154	5.154
978 SINGLE SELECT PLATFORM	212.407	212.407
1496 SINPAR - SOCIETA' DI INVESTIMENTI E PARTECIPAZIONI SPA	3.582.213	3.582.213
979 SIX CIRCLES INTERNATIONAL UNCONSTRAINED EQUITY FUND	113.168	113.168
980 SIX CIRCLES INTERNATIONAL UNCONSTRAINED EQUITY FUND	680.697	680.697
981 SIX CIRCLES MANAGED EQUITY PORTFOLIO INTERNATIONAL UNCONSTRAINED FUND	183.475	183.475
1396 SLW PORTFOLIO LLC	4.076	4.076
352 SMEAD INTERNATIONAL VALUE FUND LP	10.441	10.441
1397 SOCIALLY RESPONSIBLE DEVELOPED MARKETS FUNDAMENTAL INDEX CTF	729	729
622 SOGECAP ACTIONS - MID CAP	914.631	914.631
623 SOGECAP AP LOW CARBON	19.426	19.426
353 SOJECCI II LTEE	12.600	12.600
1785 SOUTHERN CALIFORNIA EDISON COMPANY NUCLEAR FACILITIES QUALI ONING MASTER TRUST	12.600	12.600
1497 SPAFID FIDUCIANTE N. 173500	269.850	269.850
1498 SPAFID FIDUCIANTE N. 178602	63.000	63.000
1499 SPAFID FIDUCIANTE N. 184417	257.000	257.000
1500 SPAFID FIDUCIANTE N. 184462	103.412	103.412
1501 SPAFID FIDUCIANTE N. 184607	1.175.000	1.175.000
1502 SPAFID FIDUCIANTE N. 184610	838.000	838.000
1503 SPAFID FIDUCIANTE N. 198104	71.596	71.596
1504 SPAFID FIDUCIANTE N. 198109	278.250	278.250
1505 SPAFID FIDUCIANTE N. 198114	41.418	41.418
1506 SPAFID FIDUCIANTE N. 205200	269.630	269.630
1507 SPAFID FIDUCIANTE N. 223600 - 223700	450.000	450.000
982 SPAFID SPA MF 184417	1.743.000	1.743.000
984 SPAFID SPA MF 184610	1.000.000	1.000.000
983 SPAFID SPA MF 184610	1.100.000	1.100.000
985 SPAFID SPA MF 198114	31.237	31.237
1398 SPARTAN GROUP TRUST FOR EMPLOYEE BENEFIT PLANS.	335.812	335.812
1786 SPARTAN INTERNATIONAL INDEX FUND	1.410.473	1.410.473
354 SPDR MSCI ACWI EXUS ETF	63.948	63.948
355 SPDR MSCI ACWI LOW CARBON TARGET ETF	1.562	1.562
356 SPDR MSCI EAFE FOSSIL FUEL RESERVES FREE ETF	9.551	9.551
357 SPDR MSCI EAFE STRATEGICFACTORSETF	20.001	20.001
358 SPDR MSCI WORLD QUALITY MIX FUND LEVEL 15	190	190
359 SPDR MSCI WORLD STRATEGICFACTORS ETF	987	987
360 SPDR PORTFOLIO DEVELOPED WORLD EXUS ETF	207.410	207.410
361 SPDR PORTFOLIO EUROPE ETF	15.279	15.279
362 SPDR SP WORLD EX AUSTRALIA FUND	2.157	2.157
986 SPP AKTIEFOND EUROPA	60.331	60.331
987 SPP AKTIEFOND GLOBAL	237	237
988 SPP EUROPA PLUS	633	633
989 SPP GENERATION 50-TAL	749	749
1399 SPRINT MASTER TRUST.	5.214	5.214
363 SSB FTSE RAFI DEVELOPED 1000 INDEX NONLENDING COMMON TRUST FUND	8.196	8.196
364 SSB MSCI ACWI EX USA IMI SCREENED NONLENDING COMMON TRUST FUND	10.043	10.043
365 SSB MSCI EUROPE SCREENED INDEX NONLENDING COMMON TRUST FUND	43.719	43.719
366 SSB MSCI ITALY INDEX SECURITIESLENDING COMMON TRUST FUND	515.076	515.076

Mediobanca S.p.A.

Assemblea ordinaria e straordinaria

28 ottobre 2021

**Esito della votazione sul punto 2
dell'ordine del giorno**

SCHEDA NOMINATIVO

	NUMERO DI AZIONI	
	TOTALE	CON DIRITTO DI VOTO
367 SSGA MSCI ACWI EX-USA INDEX NON-LENDING DAILY TRUST	3.559	3.559
369 SSGA SPDR ETFS EUROPE I PUBLIC LIMITED COMPANY	13.384	13.384
368 SSGA SPDR ETFS EUROPE I PUBLIC LIMITED COMPANY	21.093	21.093
370 SSGA SPDR ETFS EUROPE I PUBLIC LIMITED COMPANY	30.511	30.511
373 SSGA SPDR ETFS EUROPE II PUBLICLIMITED COMPANY	1.222	1.222
371 SSGA SPDR ETFS EUROPE II PUBLICLIMITED COMPANY	1.422	1.422
374 SSGA SPDR ETFS EUROPE II PUBLICLIMITED COMPANY	5.398	5.398
372 SSGA SPDR ETFS EUROPE II PUBLICLIMITED COMPANY	40.993	40.993
375 SST GLOB ADV TAX EXEMPT RETIREMENT PLANS	31.756	31.756
376 SST GLOB ADV TAX EXEMPT RETIREMENT PLANS	71.538	71.538
377 SST GLOB ADV TAX EXEMPT RETIREMENT PLANS	242.743	242.743
379 SST GLOB ADV TAX EXEMPT RETIREMENT PLANS	914.060	914.060
378 SST GLOB ADV TAX EXEMPT RETIREMENT PLANS	1.090.782	1.090.782
1604 STANDARD BANK OF SOUTH AFRICA LTD	4.987	4.987
1787 STANDARD LIFE INVESTMENTS GLOBAL	25.377	25.377
1400 STANISLAUS COUNTY EMPLOYEES' RETIREMENT ASSOCIATION 832	21.003	21.003
1933 STAR PASTEUR	20.989	20.989
380 STATE OF ALASKA RETIREMENT AND BENEFITS PLANS	118.544	118.544
1401 STATE OF IDAHO ENDOWMENT FUND INVESTMENT BOARD	41.725	41.725
381 STATE OF MINNESOTA	243.476	243.476
382 STATE OF NEW JERSEY COMMON PENSION FUND D	332.096	332.096
990 STATE OF NEW MEXICO STATE INVESTMENT COUNCIL	20.500	20.500
991 STATE OF NEW MEXICO STATE INVESTMENT COUNCIL	32.312	32.312
992 STATE OF NEW MEXICO STATE INVESTMENT COUNCIL	389.100	389.100
1788 STATE OF WISCONSIN INVESTMENT BOARD	1	1
1789 STATE OF WISCONSIN INVESTMENT BOARD	1	1
1790 STATE OF WISCONSIN INVESTMENT BOARD	1	1
1791 STATE OF WISCONSIN INVESTMENT BOARD	1	1
1792 STATE OF WISCONSIN INVESTMENT BOARD	1	1
993 STATE OF WYOMING	28.691	28.691
383 STATE STREET CCF	9.261	9.261
1402 STATE STREET GLOBAL ADVISORS GROSS ROLL UP UNIT TRUST	17.685	17.685
385 STATE STREET GLOBAL ADVISORS LUXEMBOURG SICAV	2.402	2.402
384 STATE STREET GLOBAL ADVISORS LUXEMBOURG SICAV	3.892	3.892
390 STATE STREET GLOBAL ADVISORS LUXEMBOURG SICAV	8.022	8.022
387 STATE STREET GLOBAL ADVISORS LUXEMBOURG SICAV	48.766	48.766
389 STATE STREET GLOBAL ADVISORS LUXEMBOURG SICAV	58.402	58.402
388 STATE STREET GLOBAL ADVISORS LUXEMBOURG SICAV	62.780	62.780
386 STATE STREET GLOBAL ADVISORS LUXEMBOURG SICAV	78.009	78.009
391 STATE STREET GLOBAL ALL CAP EQUITY EXUS INDEX PORTFOLIO	77.174	77.174
392 STATE STREET GLOBAL INDEX PLUS TRUST	3.259	3.259
393 STATE STREET INTERNATIONAL DEVELOPED EQUITY INDEX PORTFOLIO	157.610	157.610
394 STATE STREET INTERNATIONAL EQUITIES INDEX TRUST LEVEL 15	13.838	13.838
396 STATE STREET IRELAND UNIT TRUST	587	587
395 STATE STREET IRELAND UNIT TRUST	7.476	7.476
397 STATE STREET TOTAL RETURN VIS FUND	8.321	8.321
398 STATE STREET WORLD ENHANCED SECURITIES LENDING COMMON TRUST FUND	25.079	25.079
1403 STATE TEACHERS RETIREMENT SYSTEM OF OHIO	1.457.550	1.457.550
994 STELLAR INSURANCE, LTD.	2.611	2.611
995 STERLING CAPITAL BEHAVIORAL INTERNATIONAL EQUITY FUND	67.550	67.550
1404 STEUART L. WALTON FAMILY TRUST UAD 3/19/13	1.446	1.446

Mediobanca S.p.A.

Assemblea ordinaria e straordinaria

28 ottobre 2021

Esito della votazione sul punto 2
dell'ordine del giorno

SCHEDA NOMINATIVO

	NUMERO DI AZIONI	
	TOTALE	CON DIRITTO DI VOTO
1605 STEWARDSHIP FOUNDATION-WYRF4889002	1.119	1.119
996 STICHTING AHOLD DELHAIZE PENSIOEN	54.021	54.021
1405 STICHTING BEDRIJFSTAKPENSIOENFONDS VOOR DE DETAILHANDEL	186.371	186.371
1606 STICHTING BEDRIJFSTAKPENSIOENFONDS VOOR DE MEUBELI NDUSTRIE EN MEUBILERINGSBEC	51.086	51.086
1406 STICHTING BEDRIJFSTAKPENSIOENFONDS VOOR HET LEVENSMIDDELENBEDRIJF	20.113	20.113
1407 STICHTING BEDRIJFSTAKPENSIOENFONDS VOOR HET SCHOONMAAK EN GL.	29.532	29.532
1408 STICHTING BEDRIJFSTAKPENSIOENFONDS ZORGVERZEKERAARS..	46.390	46.390
1409 STICHTING BLUE SKY LIQUID ASSET FUNDS	58.400	58.400
1609 STICHTING DEPOSITARY APG DEVELOPED MARKETS EQUITY POOL	31.146	31.146
1607 STICHTING DEPOSITARY APG DEVELOPED MARKETS EQUITY POOL	56.357	56.357
1608 STICHTING DEPOSITARY APG DEVELOPED MARKETS EQUITY POOL	325.572	325.572
1410 STICHTING HEINEKEN PENSIOENFONDS	13.362	13.362
399 STICHTING ING CDC PENSIOENFONDS	9.880	9.880
400 STICHTING NN CDC PENSIOENFONDS	1.730	1.730
1793 STICHTING PENSIOENFONDS HORECA AND CATERING	195.661	195.661
1411 STICHTING PENSIOENFONDS ING..	54.740	54.740
997 STICHTING PENSIOENFONDS MEDISCH SPECIALISTEN	459.980	459.980
1610 STICHTING PENSIOENFONDS NOTARIAAT	13.282	13.282
1413 STICHTING PENSIOENFONDS PGB	140.888	140.888
1412 STICHTING PENSIOENFONDS PGB	147.700	147.700
1414 STICHTING PENSIOENFONDS PGB	312.724	312.724
998 STICHTING PENSIOENFONDS PROVISUM	2.658	2.658
1794 STICHTING PENSIOENFONDS RAIL AND OPENBAAR VERVOER	15.489	15.489
1415 STICHTING PENSIOENFONDS SAGITTARIUS	16.543	16.543
1417 STICHTING PGGM DEPOSITARY	184.850	184.850
1416 STICHTING PGGM DEPOSITARY	200.331	200.331
401 STICHTING PHILIPS PENSIOENFONDS	39.860	39.860
1795 STICHTING RABOBANK PENSIOENFONDS	5.927	5.927
999 STICHTING SHELL PENSIOENFONDS	2.361	2.361
1000 STOREBRAND LIVSFORSIKRING AS	5.139	5.139
1001 STRATEGIC INTERNATIONAL EQUITY FUND	24.160	24.160
1611 SUBSIDIZED SCHOOLS PROVIDENT FUND	6.404	6.404
1002 SUE ANN ARNALL	7.247	7.247
402 SUN CHEMICAL LIMITED PENSION SCHEME	1.810	1.810
403 SUNAMERICA SERIES TRUST - SA INTERNATIONAL INDEX PORTFOLIO	23.873	23.873
404 SUNAMERICA SERIES TRUST SA BLACKROCK VCP GLOBAL MULTI ASSET PORT	12.809	12.809
405 SUNAMERICA SERIES TRUST SA JPM DIVERSIFIED BALANCED PORTFOLIO	1.102	1.102
406 SUNSUPER SUPERANNUATION FUND	66.433	66.433
1418 SUPERANNUATION FUNDS MANAGEMENT CORPORATION OF SOUTH AUSTRAL	5.145	5.145
407 SYMMETRY LOW VOLATILITY FUND	1	1
1532 T. ROWE PRICE FUNDS SICAV	16	16
1003 T. ROWE PRICE INTERNATIONAL EQUITY INDEX FUND	27.943	27.943
1004 T. ROWE PRICE INTERNATIONAL EQUITY INDEX TRUST	24.505	24.505
1612 TACS NON US EQUITY CORE MARKET CONTINUOUS LLC	16.678	16.678
408 TAIWAN MST CUST FRANKLIN TEMPLETON SINOAM MULTIASSET INCOME	379	379
409 TALCOTT RESOLUTION LIFE INSURANCE COMPANY	5.659	5.659
410 TANGERINE BALANCED GROWTH PORTFOLIO	10.272	10.272
411 TANGERINE BALANCED INCOME PORTFOLIO	1.622	1.622
412 TANGERINE BALANCED PORTFOLIO	9.345	9.345
413 TANGERINE EQUITY GROWTH PORTFOLIO	13.032	13.032
1005 TCORPIM DEVELOPED MARKETS EQUITIES (HEDGED) FUND	14.027	14.027

Mediobanca S.p.A.

Assemblea ordinaria e straordinaria

28 ottobre 2021

Esito della votazione sul punto 2
dell'ordine del giorno

SCHEDA NOMINATIVO

	NUMERO DI AZIONI	
	TOTALE	CON DIRITTO DI VOTO
1006 TCORPIM DEVELOPED MARKETS EQUITIES (SOVEREIGN INVESTOR - HEDGED) FUND	56.561	56.561
414 TD EMERALD INTERNATIONAL EQUITYINDEX FUND	138.301	138.301
415 TD EUROPEAN INDEX FUND .	3.912	3.912
416 TD INTERNATIONAL EQUITY INDEX ETF	33.571	33.571
417 TD MORNINGSTAR ESG INTERNATIONAL EQUITY INDEX ETF	1.247	1.247
420 TEACHER RETIREMENT SYSTEM OF TEXAS	116	116
419 TEACHER RETIREMENT SYSTEM OF TEXAS	346	346
418 TEACHER RETIREMENT SYSTEM OF TEXAS	920	920
1007 TEACHERS RETIREMENT SYSTEM OF GEORGIA	405.747	405.747
1796 TEACHERS RETIREMENT SYSTEM OF LOUISIANA	1	1
1419 TEACHERS' RETIREMENT SYSTEM OF OKLAHOMA	194.646	194.646
422 TEACHERS' RETIREMENT SYSTEM OF THE STATE OF ILLINOIS	79.268	79.268
421 TEACHERS' RETIREMENT SYSTEM OF THE STATE OF ILLINOIS	540.200	540.200
1008 TELSTRA SUPERANNUATION SCHEME	20.368	20.368
1797 TEXAS EDUCATION AGCY	132.421	132.421
1798 TEXAS EDUCATION AGENCY	10.585	10.585
1799 THE AMERICAN UNIVERSITY IN CAIRO	5.616	5.616
423 THE ARROWSTREET COMMON CONTRACTUAL FUND	9.174	9.174
1420 THE AVI CHAI FOUNDATION	6.130	6.130
425 THE BANK OF KOREA	2.337	2.337
426 THE BANK OF KOREA	21.899	21.899
424 THE BANK OF KOREA	23.160	23.160
427 THE BANK OF KOREA	31.851	31.851
1614 THE BANK OF NEW YORK MELLON EMPLOYEE BENEFIT COLLECTIVE INV	50.497	50.497
1613 THE BANK OF NEW YORK MELLON EMPLOYEE BENEFIT COLLECTIVE INV	92.847	92.847
1615 THE BANK OF NEW YORK MELLON INTERNATIONAL LIMITED	948.405	948.405
1800 THE BANK OF NEW YORK MELLON INTERNATIONAL LIMITED AS TRUS PED WORLD FOSSIL FUEL	367	367
1009 THE BARCLAYS BANK UK RETIREMENT FUND	1.865	1.865
1421 THE BOARD OF THE PENSION PROTECTION FUND RENAISSANCE	5.447	5.447
1422 THE BOARD OF THE PENSION PROTECTION FUND RENAISSANCE	22.353	22.353
1423 THE CHERYL D DUFFIELD TRUST UAD 09/12/96 CHERYL D DUFFIELD TTEE	2.064	2.064
1424 THE DAVID A DUFFIELD TRUST UAD 07/14/88	4.414	4.414
1425 THE DFA INTERNATIONAL VALUE SERIESA	261.028	261.028
1426 THE ENDEAVOUR II FUND.	2.170	2.170
1616 THE HARTFORD RETIREMENT PLAN TRUST FOR US EMPLOYEES	3.966	3.966
1428 THE HEALTH FOUNDATION.	53.116	53.116
1429 THE HIGHCLERE INTERNATIONAL INVESTORS SMID FUND	2.115.562	2.115.562
1801 THE HKSAR GOVERNMENT SCHOLARSHIP FUND	347	347
1011 THE LABOUR UNION CO-OPERATIVE RETIREMENT FUND	3.252	3.252
1010 THE LABOUR UNION CO-OPERATIVE RETIREMENT FUND	7.481	7.481
428 THE MASTER TRUST BANK OF JAPAN LTD RE: HITACHI FOREIGN EQUITY INDEX MOTHER FUND	10.676	10.676
1012 THE MASTER TRUST BANK OF JAPAN LTD. RE: MANULIFE INTERNATIONAL EQUITY INDEX MOTHE	1.677	1.677
1013 THE MASTER TRUST BANK OF JAPAN, LTD. AS TRUSTEE FOR MTBJ400045828	346.037	346.037
1014 THE MASTER TRUST BANK OF JAPAN, LTD. AS TRUSTEE FOR MTBJ400045832	91.521	91.521
1015 THE MASTER TRUST BANK OF JAPAN, LTD. AS TRUSTEE FOR MTBJ400045872	235.686	235.686
1016 THE MASTER TRUST BANK OF JAPAN, LTD. AS TRUSTEE FOR ORGANIZATION FOR WORKERS' R	14.218	14.218
1018 THE MASTER TRUST BANK OF JAPAN, LTD. AS TRUSTEE FOR FEDERATION OF NATIONAL PUBLIC	12.375	12.375
1017 THE MASTER TRUST BANK OF JAPAN, LTD. AS TRUSTEE FOR FEDERATION OF NATIONAL PUBLIC	33.750	33.750
1019 THE MASTER TRUST BANK OF JAPAN, LTD. AS TRUSTEE FOR MTBJ400045829	790.757	790.757
1020 THE MASTER TRUST BANK OF JAPAN, LTD. AS TRUSTEE FOR MUTB400045792	288.453	288.453
1021 THE MASTER TRUST BANK OF JAPAN, LTD. AS TRUSTEE FOR MUTB400045794	1.394.561	1.394.561

Mediobanca S.p.A.

Assemblea ordinaria e straordinaria

28 ottobre 2021

**Esito della votazione sul punto 2
dell'ordine del giorno**

SCHEDA NOMINATIVO

	NUMERO DI AZIONI	
	TOTALE	CON DIRITTO DI VOTO
1022 THE MASTER TRUST BANK OF JAPAN, LTD. AS TRUSTEE FOR MUTB400045795	478.779	478.779
1023 THE MASTER TRUST BANK OF JAPAN, LTD. AS TRUSTEE FOR NATIONAL PENSION FUND ASSOCI/	17.982	17.982
1024 THE MASTER TRUST BANK OF JAPAN, LTD. AS TRUSTEE FOR ORGANIZATION FOR WORKERS' RE	8.740	8.740
1025 THE MASTER TRUST BANK OF JAPAN, LTD. RE: MUTB400021492	18.080	18.080
1026 THE MASTER TRUST BANK OF JAPAN, LTD. RE: MUTB400021536	51.512	51.512
1027 THE MASTER TRUST BANK OF JAPAN, LTD. RE: NZAM EURO STOXX (JPY HEDGED) (PRIVATELY PI	79.717	79.717
1430 THE MEDICAL AND DENTAL DEFENCE UNION OF SCOTLAND	24.525	24.525
429 THE METHODIST HOSPITAL	81.600	81.600
1431 THE MOTOROLA PENSION SCHEME	3.333	3.333
1617 THE NATURE CONSERVANCY WORLDWIDE OFFICE	253	253
1433 THE NOMURA TRUST AND BANKING CO LTD	2.222	2.222
1432 THE NOMURA TRUST AND BANKING CO LTD	20.050	20.050
1435 THE NORTHERN TRUST COMPANY SUB-ADVISED COLLECTIVE FUNDS TRUS	205.800	205.800
1434 THE NORTHERN TRUST COMPANY SUB-ADVISED COLLECTIVE FUNDS TRUS	630.300	630.300
1436 THE OTTERBEIN FAMILY TRUST UAD 09/28/07 VICTORIA OTTERBEIN & THOMAS OTTERBEIN TTEE	1.469	1.469
1437 THE PENSION BOARDS - UNITED CHURCH OF CHRIST INC.	3.231	3.231
431 THE PRUDENTIAL INSURANCE COMPANY OF AMERICA	2.945	2.945
430 THE PRUDENTIAL INSURANCE COMPANY OF AMERICA	20.783	20.783
434 THE REGENTS OF THE UNIVERSITY OF CALIFORNIA	6.700	6.700
433 THE REGENTS OF THE UNIVERSITY OF CALIFORNIA	19.040	19.040
435 THE REGENTS OF THE UNIVERSITY OF CALIFORNIA	57.157	57.157
436 THE REGENTS OF THE UNIVERSITY OF CALIFORNIA	108.966	108.966
432 THE REGENTS OF THE UNIVERSITY OF CALIFORNIA	319.353	319.353
1802 THE SEVENTH SWEDISH NATIONAL PENSION FUND AP 7 EQUITY FUN	1	1
1803 THE SEVENTH SWEDISH NATIONAL PENSION FUND AP 7 EQUITY FUND	1	1
1028 THE SOUTHERN COMPANY SYSTEM MASTER RETIREMENT TRUST	28.130	28.130
1804 THE STATE OF CONNECTICUT ACTING THROUGH ITS TREASURER	90.885	90.885
1618 THE TRUST FOR AGE UK FUNERAL PLANS	2.089	2.089
1438 THE TRUSTEES OF THE HENRY SMITH CHARITY	15.519	15.519
1619 THE UNIVERSITY COURT OF THE UNIVERSITY OF GLASGOW	5.666	5.666
437 THE WALT DISNEY COMPANY RETIREMENT PLAN MASTER TRUST	14.897	14.897
1439 THOMAS L. WALTON FAMILY TRUST UAD 03/19/13	6.064	6.064
1029 THRIFT SAVINGS PLAN	2.418.689	2.418.689
438 THRIVENT CORE INTERNATIONAL EQUITY FUND	285.431	285.431
439 THRIVENT GLOBAL STOCK FUND	228.374	228.374
440 THRIVENT GLOBAL STOCK PORTFOLIO	159.630	159.630
441 THRIVENT INTERNATIONAL ALLOCATION FUND	279.185	279.185
442 THRIVENT INTERNATIONAL ALLOCATION PORTFOLIO	577.611	577.611
443 THRIVENT INTERNATIONAL INDEX PORTFOLIO	5.871	5.871
1440 THYSSEN GLOBAL INVESTMENTS CORP	397	397
444 TIAACREF INTERNATIONAL EQUITY INDEX FUND	672.087	672.087
1621 TMI 2 SOLUTIONS TAX QUALIFIED NUCLEAR DECOMMISSIONING TRUST	2.231	2.231
1620 TMI 2 SOLUTIONS TAX QUALIFIED NUCLEAR DECOMMISSIONING TRUST	2.797	2.797
1938 TOSCO-FIN S.R.L.	300.000	300.000
1508 TOSCO-FIN S.R.L.	3.465.000	3.465.000
445 TOTAL INTERNATIONAL EX U.S. INDEX MASTER PORTFOLIO OF MASTER INV	40.061	40.061
446 TRANSAMERICA INTERNATIONAL EQUITY INDEX VP	2.679	2.679
447 TRANSAMERICA MORGAN STANLEY GLOBAL ALLOCATION VP	8.712	8.712
1805 TREASURER OF THE STATE OF NORTH CAROLINA EQUITY INVESTMENT	133.910	133.910
1441 TRINITY COLLEGE CAMBRIDGE	6.577	6.577
1030 TRUST & CUSTODY SERVICES BANK LTD AS TRUSTEE FOR PENSION INVESTMENT FUND TRUST	19.685	19.685

Mediobanca S.p.A.

Assemblea ordinaria e straordinaria

28 ottobre 2021

**Esito della votazione sul punto 2
dell'ordine del giorno**

SCHEDA NOMINATIVO

	NUMERO DI AZIONI	
	TOTALE	CON DIRITTO DI VOTO
1031 TRUST & CUSTODY SERVICES BANK LTD AS TRUSTEE FOR PENSION INVESTMENT FUND TRUST	4.256	4.256
1032 TRUST & CUSTODY SERVICES BANK LTD AS TRUSTEE FOR PENSION INVESTMENT FUND TRUST	39.120	39.120
1033 TRUST & CUSTODY SERVICES BANK LTD AS TRUSTEE FOR PENSION INVESTMENT FUND TRUST	2.252	2.252
448 TRUST I AB GLOBAL DYNAMIC ALLOCATION PORTFOLIO	38.756	38.756
1034 TWO SIGMA ABSOLUTE RETURN-PORTFOLIO LLC EMEA TRADING	281.985	281.985
1035 TWU SUPERANNUATION FUND	1.994	1.994
1622 TXU GENERATION COMPANY LP QUAL NUCLEAR DECOMMISSIONING TRUS	1.878	1.878
449 UBS (IRL) ETF PLC - S&P 500 ESG UCITS ETF (ENGLISH)	268	268
457 UBS (IRL) ETF PLC - S&P 500 ESG UCITS ETF (ENGLISH)	762	762
456 UBS (IRL) ETF PLC - S&P 500 ESG UCITS ETF (ENGLISH)	802	802
452 UBS (IRL) ETF PLC - S&P 500 ESG UCITS ETF (ENGLISH)	822	822
453 UBS (IRL) ETF PLC - S&P 500 ESG UCITS ETF (ENGLISH)	2.275	2.275
454 UBS (IRL) ETF PLC - S&P 500 ESG UCITS ETF (ENGLISH)	3.758	3.758
451 UBS (IRL) ETF PLC - S&P 500 ESG UCITS ETF (ENGLISH)	4.946	4.946
450 UBS (IRL) ETF PLC - S&P 500 ESG UCITS ETF (ENGLISH)	7.461	7.461
455 UBS (IRL) ETF PLC - S&P 500 ESG UCITS ETF (ENGLISH)	23.205	23.205
458 UBS (US) GROUP TRUST	42.195	42.195
1037 UBS ASSET MANAGEMENT LIFE LTD	2.738	2.738
1038 UBS ASSET MANAGEMENT LIFE LTD	9.515	9.515
1036 UBS ASSET MANAGEMENT LIFE LTD	10.870	10.870
1040 UBS ASSET MANAGEMENT LIFE LTD	28.658	28.658
1039 UBS ASSET MANAGEMENT LIFE LTD	28.867	28.867
1442 UBS COMMON CONTRACTUAL FUND	1.918	1.918
1041 UBS FTSE RAFI DEVELOPED 1000 INDEX FUND	18.120	18.120
459 UBS FUND MANAGEMENT (SWITZERLAND) AG ON BEHALF OF ZURICH INVESTINSTITUTIONAL FUI	33.049	33.049
1447 UBS FUND MANAGEMENT (SWITZERLAND) AG.	1.283	1.283
1444 UBS FUND MANAGEMENT (SWITZERLAND) AG.	3.550	3.550
1443 UBS FUND MANAGEMENT (SWITZERLAND) AG.	7.780	7.780
1445 UBS FUND MANAGEMENT (SWITZERLAND) AG.	8.700	8.700
1446 UBS FUND MANAGEMENT (SWITZERLAND) AG.	22.683	22.683
460 UBS IQ MSCI WORLD EX AUSTRALIA ETHICAL ETF	763	763
464 UBS LUX FUND SOLUTIONS	2.834	2.834
463 UBS LUX FUND SOLUTIONS	13.884	13.884
461 UBS LUX FUND SOLUTIONS	27.788	27.788
462 UBS LUX FUND SOLUTIONS	98.395	98.395
465 UBS LUX FUND SOLUTIONS	496.865	496.865
624 UF 6 A	67.855	67.855
1042 UI-FONDS BAV RBI AKTIEN	47.524	47.524
1934 UMR SELECT EUROPE R1	120.937	120.937
1448 UNIFIED ACCUMULATIVE PENSION FUND JOINT STOCK COMPANY	5.032	5.032
1043 UNIPOLSAI ASSICURAZIONI SPA	4.500.000	4.500.000
1044 UNIPOLSAI ASSICURAZIONI SPA	12.855.000	12.855.000
1806 UNITED CHURCH FUNDS INC	25.400	25.400
1449 UNITED NATIONS RELIEF AND WORKS AGENCY FOR PALESTINE REFUGEE	3.088	3.088
466 UNITED TECHNOLOGIES CORPORATIONEMPLOYEE SAVINGS PLAN MASTER TRU	79.171	79.171
468 UNIVERSAL INVESTMENT GESELLSCHAFT MBH FOR KFPT UNIVERSAL FONDS	3.485	3.485
467 UNIVERSAL INVESTMENT GESELLSCHAFT MBH FOR KFPT UNIVERSAL FONDS	23.223	23.223
1955 UNIVERSAL INVESTMENT GMBH	22.100	22.100
1046 UNIVERSAL INVESTMENT GMBH	25.358	25.358
1045 UNIVERSAL INVESTMENT GMBH	74.839	74.839
1956 UNIVERSAL INVESTMENT GMBH	119.562	119.562

Mediobanca S.p.A.

Assemblea ordinaria e straordinaria

28 ottobre 2021

**Esito della votazione sul punto 2
dell'ordine del giorno**

SCHEDA NOMINATIVO

	NUMERO DI AZIONI	
	TOTALE	CON DIRITTO DI VOTO
1623 UNIVERSAL SHIPOWNERS MARINE INSURANCE ASSOCIATION LIMITED	2.552	2.552
1047 UNIVERSAL-INVESTMENT-GESELLSCHAFT MBH ON BEHALF OF BAYVK A1-FONDS	830.400	830.400
1048 UNIVERSAL-INVESTMENT-GESELLSCHAFT MBH ON BEHALF OF BAYVK A4-FONDS	109.677	109.677
1049 UNIVERSAL-INVESTMENT-GESELLSCHAFT MBH ON BEHALF OF BROCKEN-UI-FONDS	13.104	13.104
1050 UNIVERSAL-INVESTMENT-GESELLSCHAFT MBH ON BEHALF OF EPOTIF MASTERFONDS	31.961	31.961
469 UNIVERSALINVESTMENTGESELLSCHAFTMBH FOR PROUIFONDS SAA	55.509	55.509
470 UNIVERSALINVESTMENTGESELLSCHAFTMBH FOR UIFONDS AKTIEN WORLD ESG	3.049	3.049
1450 UNIVERSE THE CMI GLOBAL NETWORK FUND - CMI CONTINENTAL EURO	53.017	53.017
1051 UNIVERSITIES SUPERANNUATION SCHEME	341.732	341.732
471 UNIVERSITY OF GUELPH	19.300	19.300
472 UNIVERSITY OF GUELPH FOREIGN PROPERTY TRUST	39.700	39.700
1451 UNIVEST.	100	100
1807 UPS GROUP TRUST	18.274	18.274
1808 UPS GROUP TRUST	35.663	35.663
473 US LEGACY INCOME COMMON TRUST FUND	79.771	79.771
1452 UTAH STATE RETIREMENT SYSTEMS	85.510	85.510
474 VALIC COMPANY I - INTERNATIONALSOCIALY RESPONSIBLE FUNDK	54.420	54.420
475 VALIC COMPANY I INTERNATIONAL EQUITIES INDEX FUND	59.535	59.535
476 VANGUARD DEVELOPED MARKETS INDEX FUND	4.700.670	4.700.670
477 VANGUARD ESG DEVELOPED WORLD ALL CAP EQ INDEX FND UK	5.784	5.784
1052 VANGUARD ESG INTERNATIONAL STOCK ETF	126.940	126.940
1053 VANGUARD ETHICALLY CONSCIOUS INTERNATIONAL SHARES INDEX FUND	27.390	27.390
1624 VANGUARD EUROPEAN STOCK INDEX FUND	1.487.429	1.487.429
1054 VANGUARD FIDUCIARY TRUST COMPANY EUROPEAN STOCK INDEX TRUST	24.591	24.591
1055 VANGUARD FIDUCIARY TRUST COMPANY INSTITUTIONAL TOTAL INTERNATIONAL STOCK MARK	426.919	426.919
1056 VANGUARD FIDUCIARY TRUST COMPANY INSTITUTIONAL TOTAL INTERNATIONAL STOCK MARK	3.123.318	3.123.318
1625 VANGUARD FTSE ALL WORLD EX US INDEX FUND	1.338.063	1.338.063
478 VANGUARD FTSE DEVELOPED ALL CAPEX NORTH AMERICA INDEX ETF	72.634	72.634
479 VANGUARD FTSE DEVELOPED EUROPE ALL CAP INDEX ETF	8.225	8.225
1058 VANGUARD FUNDS PUBLIC LIMITED COMPANY	1.496	1.496
1061 VANGUARD FUNDS PUBLIC LIMITED COMPANY	19.374	19.374
1057 VANGUARD FUNDS PUBLIC LIMITED COMPANY	44.785	44.785
1060 VANGUARD FUNDS PUBLIC LIMITED COMPANY	132.433	132.433
1062 VANGUARD FUNDS PUBLIC LIMITED COMPANY	160.493	160.493
1059 VANGUARD FUNDS PUBLIC LIMITED COMPANY	193.779	193.779
1063 VANGUARD GLOBAL VALUE EQUITY FUND	12.317	12.317
480 VANGUARD GLOBAL VALUE FACTOR ETF	12.126	12.126
1064 VANGUARD INTERNATIONAL SHARES INDEX FUND	186.785	186.785
1065 VANGUARD INTERNATIONAL SHARES SELECT EXCLUSIONS INDEX FUND	16.987	16.987
1068 VANGUARD INVESTMENT SERIES PUBLIC LIMITED COMPANY	30.387	30.387
1070 VANGUARD INVESTMENT SERIES PUBLIC LIMITED COMPANY	34.133	34.133
1067 VANGUARD INVESTMENT SERIES PUBLIC LIMITED COMPANY	136.025	136.025
1066 VANGUARD INVESTMENT SERIES PUBLIC LIMITED COMPANY	227.700	227.700
1069 VANGUARD INVESTMENT SERIES PUBLIC LIMITED COMPANY	288.599	288.599
1073 VANGUARD INVESTMENTS COMMON CONTRACTUAL FD-VANGUARD FTSE DEV EUR EX UK CCF	74.433	74.433
1071 VANGUARD INVESTMENTS COMMON CONTRACTUAL FD/VANG FTSE DEVELOPED WRLD CMMN C	17.841	17.841
1072 VANGUARD INVESTMENTS COMMON CONTRACTUAL FD/VANG FTSE DVLPD WRLD EX UK CMN C	12.008	12.008
481 VANGUARD INVESTMENTS FUNDS ICVC-VANGUARD FTSE DEVELOPED WOR LD EX - U.K. EQUITY	176.856	176.856
1074 VANGUARD INVESTMENTS II CCF - VANGUARD FTSE DEVELOPED WORLD II CCF	29.186	29.186
1076 VANGUARD INVESTMENTS II CCF-VANGUARD SRI FTSE DEVELOPED WORLD II CCF	19.764	19.764
1075 VANGUARD INVESTMENTS II CCF/VANGUARD SRI FTSE DEVELOPED EUROPE II CCF	23.063	23.063

Mediobanca S.p.A.

Assemblea ordinaria e straordinaria

28 ottobre 2021

Esito della votazione sul punto 2
dell'ordine del giorno

SCHEDA NOMINATIVO

	NUMERO DI AZIONI	
	TOTALE	CON DIRITTO DI VOTO
1077 VANGUARD TOTAL INTERNATIONAL STOCK INDEX FUND	9.166.854	9.166.854
482 VANGUARD TOTAL WORLD STOCK INDEX FUND	311.849	311.849
1078 VANTAGETRUST III MASTER COLLECTIVE INVESTMENT FUNDS TRUST	22.275	22.275
1079 VARIABLE INSURANCE PRODUCTS FUND II: INTERNATIONAL INDEX PORTFOLIO	10.589	10.589
1453 VARIOPARTNER SICAV - 3-ALPHA GLOBAL QUALITY ACHIEVERS	31.406	31.406
1626 VEBA OF THE NONREP EE OF S CA ED CO	9.600	9.600
1809 VEBA PARTNERSHIP N L P	4.001	4.001
1935 VENDOME SELECTION EUR	230.000	230.000
1454 VERDIPAPIRFONDET KLP AKSJEEUROPA INDEKS 1	373	373
1455 VERDIPAPIRFONDET KLP AKSJGLOBAL INDEX 1	101.914	101.914
1080 VERDIPAPIRFONDET STOREBRAND GLOBAL INDEKS	5.863	5.863
1081 VERDIPAPIRFONDET STOREBRAND INDEKS ALLE MARKEDER	8.637	8.637
1082 VGV POOLFONDS PA1	19.593	19.593
483 VIF ICVC VANGUARD FTSE DEVELOPED EUROPE EXUK EQUITY INDEX FUND	349.669	349.669
484 VIF ICVC VANGUARD FTSE GLOBAL ALL CAP INDEX FUND	18.186	18.186
1936 VILLIERS ALTO	54.451	54.451
1810 VIRGINIA RETIREMENT SYSTEM	1	1
1811 VIRGINIA RETIREMENT SYSTEM	1	1
1812 VIRGINIA RETIREMENT SYSTEM	1	1
1456 VISION POOLED SUPERANNUATION TRUST	230.812	230.812
627 VITTORELLI MARCO	25.000	25.000
1509 VITTORIA ASSICURAZIONI S.P.A.	2.225.350	2.225.350
1458 VONTOBEL FUND (CH) - SUSTAINABLE GLOBAL EQUITY EX SWITZERLAN C/O VONTOBEL FONDS S	82.000	82.000
1459 VONTOBEL FUND (CH) - VESCORE GLOBAL EQUITY MULTI FACTOR C/O VONTOBEL FONDS SERV	313	313
1457 VONTOBEL FUND - VESCORE GLOBAL EQUITY MULTI FACTOR	842	842
1813 VOYA INTERNATIONAL INDEX PORTFOLIO	88.448	88.448
1460 WAM INVESTMENTS, LLC	639	639
486 WASHINGTON STATE INVESTMENT BOARD	6.761	6.761
487 WASHINGTON STATE INVESTMENT BOARD	192.592	192.592
485 WASHINGTON STATE INVESTMENT BOARD	783.333	783.333
1461 WAVERTON INVESTMENT FUNDS PLC - WAVERTON GLOBAL CORE EQUITY	69.536	69.536
628 WELLS FARGO (LUX) WORLDWIDE FU	3.168	3.168
488 WELLS FARGO BK DECL OF TRUST ESTABL INVEST FUNDS EMPLOYEE BEN TR	243.986	243.986
489 WELLS FARGO FACTOR ENHANCED INTERNATIONAL PORTFOLIO	64.017	64.017
1628 WESPATH FUNDS TRUST	1.761	1.761
1627 WESPATH FUNDS TRUST	3.043	3.043
1814 WESPATH FUNDS TRUST	25.256	25.256
1462 WEST VIRGINIA INVESTMENT MANAGEMENT BOARD	625.900	625.900
1083 WESTPAC WHOLESALE UNHEDGED INTERNATIONAL SHARE TRUST	85.598	85.598
1463 WHEELS COMMON INVESTMENT FUND TRUSTEES LIMITED	8.201	8.201
1464 WHIRLPOOL CORPORATION AND SUBSIDIARY EMPLOYEES RETIREMENT TRUST 200 N M	4.214	4.214
1084 WHOLESALE INTERNATIONAL CORE EQUITIES	1.555	1.555
1085 WHOLESALE INTERNATIONAL CORE EQUITIES (NZ HEDGED)	4.124	4.124
1086 WHOLESALE UNIT TRUST MSCI GLOBAL INDEX SHARE FUND	2.839	2.839
1815 WILMINGTON INTERNATIONAL FUND	36.670	36.670
490 WINDWISE MSCI EAFE INDEX NON-LENDING, FUND FOR EXEMPT ORG.	26.040	26.040
491 WISDOMTREE DYNAMIC CURRENCY HEDGED INTERNATIONAL EQUITY FUND	21.500	21.500
492 WISDOMTREE EUROPE HEDGED SMALLCAP EQUITY FUND	143.534	143.534
493 WISDOMTREE EUROPE QUALITY DIVIDEND GROWTH FUND	27.423	27.423
494 WISDOMTREE GLOBAL HIGH DIVIDENDFUND	3.533	3.533
495 WISDOMTREE INTERNATIONAL EQUITYFUND	81.362	81.362

Mediobanca S.p.A.

Assemblea ordinaria e straordinaria

28 ottobre 2021

Esito della votazione sul punto 2
dell'ordine del giorno

SCHEDA NOMINATIVO

	NUMERO DI AZIONI	
	TOTALE	CON DIRITTO DI VOTO
496 WISDOMTREE INTERNATIONAL HIGH DIVIDEND FUND	38.940	38.940
497 WISDOMTREE INTERNATIONAL MIDCAPDIVIDEND	97.771	97.771
499 WISDOMTREE ISSUER ICAV	635	635
498 WISDOMTREE ISSUER ICAV	13.193	13.193
1087 WORLD ALPHA TILTS - ENHANCED FUND B	2.022	2.022
1088 WORLD TRADE ORGANIZATION PENSION PLAN	5.861	5.861
1089 WSSP INTERNATIONAL EQUITIES TRUST	45.624	45.624
1466 WYOMING RETIREMENT SYSTEM	1.680	1.680
1465 WYOMING RETIREMENT SYSTEM	15.240	15.240
503 XTRACKERS	31	31
500 XTRACKERS	175	175
501 XTRACKERS	1.669	1.669
504 XTRACKERS	2.417	2.417
505 XTRACKERS	2.498	2.498
502 XTRACKERS	3.199	3.199
508 XTRACKERS (IE) PUBLIC LIMITED COMPANY	24	24
509 XTRACKERS (IE) PUBLIC LIMITED COMPANY	343	343
507 XTRACKERS (IE) PUBLIC LIMITED COMPANY	3.253	3.253
506 XTRACKERS (IE) PUBLIC LIMITED COMPANY	47.192	47.192
510 XTRACKERS (IE) PUBLIC LIMITED COMPANY	82.382	82.382
1816 XTRACKERS EUROZONE EQUITY ETF	357	357
1817 XTRACKERS FTSE DEVELOPED EX US COMPREHENSIVE FACTOR ETF	2.393	2.393
1818 XTRACKERS MSCI ALL WORLD EXEC US HEDGED EQUITY ETF	3.818	3.818
1819 XTRACKERS MSCI EAFE HEDGED EQUITY ETF	142.093	142.093
1820 XTRACKERS MSCI EUROPE HEDGED EQUITY ETF	33.072	33.072
1821 XTRACKERS MSCI EUROZONE HEDGED EQUITY ETF	1.473	1.473
1822 XTRACKERS MSCI KOKUSAI EQUITY ETF	7.554	7.554
513 ZURICH INVEST ICAV	13.074	13.074
512 ZURICH INVEST ICAV	13.274	13.274
511 ZURICH INVEST ICAV	82.676	82.676
1090 ZWITSERLEVEN INSTITUTIONELE BELEGGINGSFONDSEN - ZWITSERLEVEN DUURZAAM INDEX AA	71.511	71.511

Riepilogo favorevoli

TOTALE FAVOREVOLI	n°	620.373.565	Azioni	99,8994% del capitale partecipante al voto
di cui				
In proprio	n°	0	Azioni	0,0000% del capitale partecipante al voto
Per delega e rappresentanza	n°	620.373.565	Azioni	99,8994% del capitale partecipante al voto

Mediobanca S.p.A.

Assemblea ordinaria e straordinaria

28 ottobre 2021

Esito della votazione sul punto **3.a**
della parte ordinaria dell'ordine del giorno

Remunerazioni: relazione sulla politica in materia di remunerazione e sui compensi corrisposti: Sezione I -
Politica di remunerazione ed incentivazione del Gruppo Mediobanca 2021-2022.

Azionisti Presenti

In proprio	n° 0	per n° 0	Azioni	0	Voti	0,00 % del capitale sociale
Per delega	n° 1.476	per n° 614.439.629	Azioni	614.439.629	Voti	69,25 % del capitale sociale
TOTALE PRESENTI	n° 1.476	per n° 614.439.629	Azioni	614.439.629	Voti	69,25 % del capitale sociale

Esito Votazione

FAVOREVOLI	431.756.890	Voti	70,2684% del capitale partecipante al voto
CONTRARI	182.223.323	Voti	29,6568% del capitale partecipante al voto
ASTENUTI	459.416	Voti	0,0748% del capitale partecipante al voto
TOTALE VOTANTI	614.439.629	Voti	100,0000% del capitale partecipante al voto
TOTALE NON VOTANTI	0	Voti	0,0000% del capitale partecipante al voto
TOTALE PRESENTI	614.439.629	Voti	

Mediobanca S.p.A.

Assemblea ordinaria e straordinaria

28 ottobre 2021

Esito della votazione sul punto 3.a

della parte ordinaria dell'ordine del giorno

Remunerazioni: relazione sulla politica in materia di remunerazione e sui compensi corrisposti:

Sezione I - Politica di remunerazione ed incentivazione del Gruppo Mediobanca 2021-2022.

Elenco Contrari

SCHEDA NOMINATIVO

	NUMERO DI AZIONI	
	TOTALE	CON DIRITTO DI VOTO
TREVISAN DARIO Rappresentante designato		
522 AFER AVENIR SENIOR	128.000	128.000
1642 ALTE LEIPZIGER TRUST INVESTMENT GESELLSCHAFT MBH AL TRUST AKTIEN	3.737	3.737
1547 AMERICAN ELECTRIC POWER MASTER RETIREMENT TRUST	60.148	60.148
1548 AMERICAN ELECTRIC POWER SYSTEM RETIREE MEDICALTRUST FOR CE S	18.581	18.581
649 AMP INTERNATIONAL EQUITY INDEX FUND	59.666	59.666
650 AMP INTERNATIONAL EQUITY INDEX FUND HEDGED	3.063	3.063
1823 ARBEJDSMARKEDETS TILLAEGSPENSION	3.181.719	3.181.719
1105 ASSET MANAGEMENT EXCHANGE UCITS CCF	4.883	4.883
539 AVIVA DIVERSIFIE	3.342	3.342
540 AVIVA INVEST VALORISATION	122.188	122.188
541 AVIVA INVESTORS CONVICTION	229.805	229.805
669 AVIVA INVESTORS INVESTMENT FUNDS ICVC AVIVA INVESTORS INTERNATIONAL INDEX TRAC	10.591	10.591
670 AVIVA INVESTORS PASSIVE FUNDS ACS - AI 30:70 GLOBAL EQUITY (CURRENCY HEDGED) INDEX I	9.270	9.270
671 AVIVA INVESTORS PASSIVE FUNDS ACS - AI 50:50 GLOBAL EQUITY INDEX FUND	68.208	68.208
672 AVIVA INVESTORS PASSIVE FUNDS ACS - AI 60:40 GLOBAL EQUITY INDEX FUND	16.450	16.450
673 AVIVA INVESTORS PASSIVE FUNDS ACS - AI CONTINENTAL EUROPEAN EQUITY INDEX FUND	15.188	15.188
674 AVIVA INVESTORS PASSIVE FUNDS ACS - AI DEVELOPED EUROPEAN EX UK EQUITY INDEX FUND	23.975	23.975
675 AVIVA INVESTORS PASSIVE FUNDS ACS - AI DEVELOPED WORLD EX UK EQUITY INDEX FUND	44.155	44.155
676 AVIVA LIFE & PENSIONS UK LIMITED	1.586	1.586
677 AVIVA LIFE & PENSIONS UK LIMITED	3.333	3.333
678 AVIVA LIFE & PENSIONS UK LIMITED	5.018	5.018
681 AVIVA LIFE & PENSIONS UK LIMITED	11.737	11.737
679 AVIVA LIFE & PENSIONS UK LIMITED	16.145	16.145
680 AVIVA LIFE & PENSIONS UK LIMITED	16.224	16.224
682 AVIVA LIFE & PENSIONS UK LIMITED	34.487	34.487
542 AVIVA PATRIMOINE	21.476	21.476
543 AVIVA PERFORMANCE	6.415	6.415
684 AXA VORSORGE FONDS II EQUITIES GLOBAL MARKETS PASSIVE CREDIT SUISSE FUNDS AG	39.424	39.424
1553 BANCO BILBAO VIZCAYA MADRID	60.158	60.158
1649 BANK OF KOREA	2.209	2.209
1652 BANK OF KOREA	132.901	132.901
1109 BATTELLE MEMORIAL INSTITUTE	23.180	23.180
1668 BLACKROCK SOLUTIONS FUNDS ICAV	73.908	73.908
51 BMO MSCI EAFE INDEX ETF	143.252	143.252
727 BUREAU OF LABOR FUNDS - LABOR RETIREMENT FUND	1.798	1.798
733 CAISSE DES DEPOTS ET CONSIGNATIONS	218.946	218.946
1145 COLONIAL FIRST STATE INVESTMENTS LIMITED...	10.775	10.775
1147 COLONIAL FIRST STATE INVESTMENTS LIMITED...	39.648	39.648
1146 COLONIAL FIRST STATE INVESTMENTS LIMITED...	92.833	92.833
1148 COLONIAL FIRST STATE WHOLESALE INDEXED GLOBAL SHARE FUND	27.400	27.400
1568 COUNTY OF SANTA CLARA	24.385	24.385
750 CREDIT SUISSE INDEX FUND (LUX)	7.212	7.212
749 CREDIT SUISSE INDEX FUND (LUX)	138.710	138.710
748 CREDIT SUISSE INDEX FUND (LUX)	153.097	153.097
751 CREDIT SUISSE LUX EUROZONE QUALITY GROWTH EQUITY FUND	283.974	283.974

Mediobanca S.p.A.

Assemblea ordinaria e straordinaria

28 ottobre 2021

Esito della votazione sul punto 3.a

della parte ordinaria dell'ordine del giorno

Remunerazioni: relazione sulla politica in materia di remunerazione e sui compensi corrisposti:

Sezione I - Politica di remunerazione ed incentivazione del Gruppo Mediobanca 2021-2022.

TREVISAN DARIO Rappresentante designato

752	CSIF 2 CREDIT SUISSE LUX COPERNICUS ITALY EQUITY FUND	101.625	101.625
753	CSIF CH EQUITY EMU CREDIT SUISSE FUNDS AG	61.407	61.407
754	CSIF CH EQUITY EUROPE EX CH BLUE CREDIT SUISSE FUNDS AG	15.781	15.781
755	CSIF CH III EQUITY WORLD EX CH VALUE WEIGHTED PENSION FUND CREDIT SUISSE FUNDS AG	5.437	5.437
765	DEKA-MASTER HAEC I	26.194	26.194
766	DELFIN SARL.	8.640.586	8.640.586
1949	DELFIN SARL.	31.000.000	31.000.000
563	DELFIN SARL.	34.317.870	34.317.870
85	DELFIN SARL.	40.861.458	40.861.458
562	DELFIN SARL.	52.841.625	52.841.625
769	DNCA INVEST SOUTH EUROPE OPPORTUNITIES	156.287	156.287
1908	ECOFI OPTIM VARIANCE	83.979	83.979
789	ERAFP ACTIONS EURO 1	792.384	792.384
1689	ES RIVER AND MERCANTILE FUNDS ICVC	97.615	97.615
1691	EUROPEAN CENTRAL BANK	44.031	44.031
794	FCP CNP ACTIONS EMU UBS	170.857	170.857
798	FCP VILLIERS ACTIONS EUROPE CPR AM	347.085	347.085
809	FINREON WORLD EQUITY MULTI PREMIA CREDIT SUISSE FUNDS AG	518	518
831	H.E.S.T. AUSTRALIA LIMITED	2.002	2.002
832	H.E.S.T. AUSTRALIA LIMITED	2.023	2.023
833	H.E.S.T. AUSTRALIA LIMITED	12.791	12.791
835	HC RENTE	5.238	5.238
836	HELABA-INVEST KAPITALANLAGEGESELLSCHAFT MBH	212.900	212.900
1201	HOSTPLUS POOLED SUPERANNUATION TRUST	1.703	1.703
1200	HOSTPLUS POOLED SUPERANNUATION TRUST	18.954	18.954
854	INSTITUTIONELLA AKTIEFONDEN VARLDEN	36.925	36.925
1716	INTERNATIONAL BANK FOR RECONSTRUCTION AND DEVELOPMENT	1.040	1.040
1717	INTERNATIONAL BANK FOR RECONSTRUCTION AND DEVELOPMENT	2.629	2.629
1715	INTERNATIONAL BANK FOR RECONSTRUCTION AND DEVELOPMENT	5.170	5.170
865	INVESTERINGSFORENINGEN NORDEA INVEST ENGROS INTERNATIONALE AKTIER - ETISK TIL'	27.740	27.740
866	INVESTERINGSFORENINGEN NORDEA INVEST GLOBALE AKTIER INDEKS KL	3.046	3.046
1731	IOWA PUBLIC EMPLOYEES RETIREMENT SYSTEM	22.342	22.342
1586	KAPITALFORENINGEN EMD INVEST GLOBALE AKTIER II	711	711
1587	KAPITALFORENINGEN EMD INVEST VERDENSINDEKS	18.896	18.896
1736	KAPITALFORENINGEN INVESTIN PRO GLOBAL EQUITIES I	26.637	26.637
1258	LATVIJAS BANKA	5.690	5.690
1301	LGPS CENTRAL AUTHORISED CONTRACTUAL SCHEME	217	217
1300	LGPS CENTRAL AUTHORISED CONTRACTUAL SCHEME	892	892
286	MERCER QIF CCF	11.161	11.161
292	METZLER ASSET MANAGEMENT GMBH FOR MIFONDS 415	122.300	122.300
1747	MI FONDS K11	16.540	16.540
1316	MIGROS BANK (LUX) FONDS 30	2.000	2.000
909	MINISTRY OF ECONOMY AND FINANCE	31.522	31.522
910	MINISTRY OF ECONOMY AND FINANCE	268.959	268.959
301	NATIONAL EMPLOYMENT SAVINGS TRUST	66.945	66.945
1750	NATIONAL TREASURY MANAGEMENT AGCY	2.245	2.245
1530	NORDEA 1 SICAV	1.483.247	1.483.247
922	NORDEA DONATIONSMEDELSFOND	11.829	11.829
923	NORDEA EUROPEAN PASSIVE FUND	9.631	9.631
924	NORDEA GLOBAL PASSIVE FUND	22.260	22.260
318	PEOPLE S BANK OF CHINA	81.511	81.511
943	PK CSG WORLD EQUITY CREDIT SUISSE FUNDS AG	3.836	3.836
942	PK CSG WORLD EQUITY CREDIT SUISSE FUNDS AG	10.035	10.035

Mediobanca S.p.A.

Assemblea ordinaria e straordinaria

28 ottobre 2021

Esito della votazione sul punto 3.a

della parte ordinaria dell'ordine del giorno

Remunerazioni: relazione sulla politica in materia di remunerazione e sui compensi corrisposti:

Sezione I - Politica di remunerazione ed incentivazione del Gruppo Mediobanca 2021-2022.

TREVISAN DARIO Rappresentante designato

1374	PUBLIC SECTOR PENSION INVESTMENT BOARD	256	256
1375	PUBLIC SECTOR PENSION INVESTMENT BOARD	281.816	281.816
1929	RENDEMENT DIVERSIFIE M	17.489	17.489
1776	RIVER AND MERCANTILE GLOBAL HIGH ALPHA FUND	67.700	67.700
609	ROSANIA ELMAN	10	10
1603	SHELL NEDERLAND PENSIOENFONDS STICHTING	2.337	2.337
972	SHELL PENSIONS TRUST LIMITED AS TRUSTEE OF SHELL CONTRIBUTORY PENSION FUND	9.258	9.258
973	SHELL TRUST (BERMUDA) LIMITED AS TRUSTEE OF THE SHELL INTERNATIONAL PENSION FUND	3.085	3.085
974	SHELL TRUST (BERMUDA) LTD AS TRUSTEE OF THE SHELL OVERSEAS CONTRIBUTORY PENSION	5.274	5.274
1783	SIEMENS BALANCED	13.493	13.493
1784	SIEMENS EMU EQUITIES	33.129	33.129
977	SIEMENS-FONDS SIEMENS-RENTE	107.145	107.145
996	STICHTING AHOLD DELHAIZE PENSIOEN	54.021	54.021
1405	STICHTING BEDRIJFSTAKPENSIOENFONDS VOOR DE DETAILHANDEL	186.371	186.371
1407	STICHTING BEDRIJFSTAKPENSIOENFONDS VOOR HET SCHOONMAAK EN GL.	29.532	29.532
1409	STICHTING BLUE SKY LIQUID ASSET FUNDS	58.400	58.400
1793	STICHTING PENSIOENFONDS HORECA AND CATERING	195.661	195.661
997	STICHTING PENSIOENFONDS MEDISCH SPECIALISTEN	459.980	459.980
1413	STICHTING PENSIOENFONDS PGB	140.888	140.888
1412	STICHTING PENSIOENFONDS PGB	147.700	147.700
1414	STICHTING PENSIOENFONDS PGB	312.724	312.724
999	STICHTING SHELL PENSIOENFONDS	2.361	2.361
1009	THE BARCLAYS BANK UK RETIREMENT FUND	1.865	1.865
1422	THE BOARD OF THE PENSION PROTECTION FUND RENAISSANCE	22.353	22.353
1426	THE ENDEAVOUR II FUND.	2.170	2.170
1428	THE HEALTH FOUNDATION.	53.116	53.116
1619	THE UNIVERSITY COURT OF THE UNIVERSITY OF GLASGOW	5.666	5.666
449	UBS (IRL) ETF PLC - S&P 500 ESG UCITS ETF (ENGLISH)	268	268
457	UBS (IRL) ETF PLC - S&P 500 ESG UCITS ETF (ENGLISH)	762	762
456	UBS (IRL) ETF PLC - S&P 500 ESG UCITS ETF (ENGLISH)	802	802
452	UBS (IRL) ETF PLC - S&P 500 ESG UCITS ETF (ENGLISH)	822	822
453	UBS (IRL) ETF PLC - S&P 500 ESG UCITS ETF (ENGLISH)	2.275	2.275
454	UBS (IRL) ETF PLC - S&P 500 ESG UCITS ETF (ENGLISH)	3.758	3.758
451	UBS (IRL) ETF PLC - S&P 500 ESG UCITS ETF (ENGLISH)	4.946	4.946
450	UBS (IRL) ETF PLC - S&P 500 ESG UCITS ETF (ENGLISH)	7.461	7.461
455	UBS (IRL) ETF PLC - S&P 500 ESG UCITS ETF (ENGLISH)	23.205	23.205
458	UBS (US) GROUP TRUST	42.195	42.195
1037	UBS ASSET MANAGEMENT LIFE LTD	2.738	2.738
1038	UBS ASSET MANAGEMENT LIFE LTD	9.515	9.515
1036	UBS ASSET MANAGEMENT LIFE LTD	10.870	10.870
1040	UBS ASSET MANAGEMENT LIFE LTD	28.658	28.658
1039	UBS ASSET MANAGEMENT LIFE LTD	28.867	28.867
1442	UBS COMMON CONTRACTUAL FUND	1.918	1.918
1041	UBS FTSE RAFI DEVELOPED 1000 INDEX FUND	18.120	18.120
459	UBS FUND MANAGEMENT (SWITZERLAND) AG ON BEHALF OF ZURICH INVESTINSTITUTIONAL FUND	33.049	33.049
1447	UBS FUND MANAGEMENT (SWITZERLAND) AG.	1.283	1.283
1444	UBS FUND MANAGEMENT (SWITZERLAND) AG.	3.550	3.550
1445	UBS FUND MANAGEMENT (SWITZERLAND) AG.	8.700	8.700
1446	UBS FUND MANAGEMENT (SWITZERLAND) AG.	22.683	22.683
460	UBS IQ MSCI WORLD EX AUSTRALIA ETHICAL ETF	763	763
464	UBS LUX FUND SOLUTIONS	2.834	2.834
463	UBS LUX FUND SOLUTIONS	13.884	13.884
461	UBS LUX FUND SOLUTIONS	27.788	27.788

Mediobanca S.p.A.

Assemblea ordinaria e straordinaria

28 ottobre 2021

Esito della votazione sul punto 3.a

della parte ordinaria dell'ordine del giorno

Remunerazioni: relazione sulla politica in materia di remunerazione e sui compensi corrisposti:

Sezione I - Politica di remunerazione ed incentivazione del Gruppo Mediobanca 2021-2022.

TREVISAN DARIO Rappresentante designato

462	UBS LUX FUND SOLUTIONS	98.395	98.395
465	UBS LUX FUND SOLUTIONS	496.865	496.865
1047	UNIVERSAL-INVESTMENT-GESELLSCHAFT MBH ON BEHALF OF BAYVK A1-FONDS	830.400	830.400
1048	UNIVERSAL-INVESTMENT-GESELLSCHAFT MBH ON BEHALF OF BAYVK A4-FONDS	109.677	109.677
1049	UNIVERSAL-INVESTMENT-GESELLSCHAFT MBH ON BEHALF OF BROCKEN-UI-FONDS	13.104	13.104
1051	UNIVERSITIES SUPERANNUATION SCHEME	341.732	341.732
1451	UNIVEST.	100	100
1082	VGW POOLFONDS PA1	19.593	19.593
1083	WESTPAC WHOLESALE UNHEDGED INTERNATIONAL SHARE TRUST	85.598	85.598
1086	WHOLESALE UNIT TRUST MSCI GLOBAL INDEX SHARE FUND	2.839	2.839

Riepilogo Contrari

TOTALE CONTRARI	n°	182.223.323 Azioni	29,6568% del capitale partecipante al voto
di cui			
In proprio	n°	0 Azioni	0,0000% del capitale partecipante al voto
Per delega e rappresentanza	n°	182.223.323 Azioni	29,6568% del capitale partecipante al voto

Mediobanca S.p.A.

Assemblea ordinaria e straordinaria

28 ottobre 2021

Esito della votazione sul punto 3.a

della parte ordinaria dell'ordine del giorno

Remunerazioni: relazione sulla politica in materia di remunerazione e sui compensi corrisposti:

Sezione I - Politica di remunerazione ed incentivazione del Gruppo Mediobanca 2021-2022.

Elenco Astenuti

SCHEDA NOMINATIVO

	NUMERO DI AZIONI	
	TOTALE	CON DIRITTO DI VOTO
TREVISAN DARIO Rappresentante designato		
735 CAPSTONE VOLATILITY MASTER CAYMAN LIMITED INTL TRADING	734	734
1472 GRECO GIOVANNI	300	300
313 OHIO NATIONAL FUND, INC.- ON INTERNATIONAL EQUITY PORTFOLIO	178.956	178.956
1427 THE GREATER MANCHESTER PENSION FUND.	279.426	279.426

Riepilogo Astenuti

TOTALE ASTENUTI	n°	459.416 Azioni	0,0748% del capitale partecipante al voto
di cui			
In proprio	n°	0 Azioni	0,0000% del capitale partecipante al voto
Per delega e rappresentanza	n°	459.416 Azioni	0,0748% del capitale partecipante al voto

Mediobanca S.p.A.

Assemblea ordinaria e straordinaria

28 ottobre 2021

Esito della votazione sul punto 3.a

della parte ordinaria dell'ordine del giorno

Remunerazioni: relazione sulla politica in materia di remunerazione e sui compensi corrisposti:

Sezione I - Politica di remunerazione ed incentivazione del Gruppo Mediobanca 2021-2022.

Elenco Favorevoli

SCHEDA NOMINATIVO

	NUMERO DI AZIONI	
	TOTALE	CON DIRITTO DI VOTO
TREVISAN DARIO Rappresentante designato		
1543 1895 FONDS FGR	42.875	42.875
1542 1895 FONDS FGR	125.078	125.078
1544 1999 VOLUNTARY EMPLOYEES BENEFICIARY ASSOCIATION OF THE NO EES OF SOUTHERN CALII	1.631	1.631
1091 801 INVESTMENTS LLC	5.035	5.035
7 AB CAN INT VALUE EQUITY CAP-WEIGHTED, UNHEDGED FUND	46.020	46.020
8 AB COLLECTIVE INVESTMENT TRUST SERIES	44.650	44.650
9 AB COLLECTIVE INVESTMENT TRUST SERIES	149.990	149.990
10 AB INTERNATIONAL STRATEGIC EQUITIES HARVESTING SERIES	62.550	62.550
519 AB SICAV I - EUROPE (EX UK) EQ	3.295	3.295
520 AB SICAV I - EUROPEAN EQUITY P	1.136.709	1.136.709
521 AB SICAV I - EUROZONE EQUITY P	1.149.346	1.149.346
11 AB TRUST - AB INTERNATIONAL VALUE FUND	172.790	172.790
12 AB VARIABLE PRODUCTS SERIES FUND INC. - AB DYNAMIC ASSET AL LOCATION PORTFOLIO	3.435	3.435
13 AB VPSF AB GLOBAL RISK ALLOCATIONMODERATE PORTFOLIO	6.057	6.057
1629 ABB PENSION FUND	2.917	2.917
1092 ABERDEEN INVESTMENT FUNDS UK ICVC II - ABERDEEN EUROPEAN EQUITY TRACKER FUND	32.539	32.539
1093 ABERDEEN INVESTMENT FUNDS UK ICVC II - ABERDEEN WORLD EQUITY ENHANCED INDEX FUN	20.052	20.052
1094 ABERDEEN INVESTMENT FUNDS UK ICVC II-ABERDEEN EUROPEAN EQUITY ENHANCED INDEX FL	159.150	159.150
630 ABU DHABI PENSION FUND	33.788	33.788
631 ABU DHABI PENSION FUND	83.324	83.324
632 ACADIAN INTERNATIONAL EQUITY MANAGED VOLATILITY CIT FUND	3.797	3.797
633 ACCIDENT COMPENSATION CORPORATION	358.788	358.788
1095 ACORN 1998 TRUST.	510	510
634 ACTIAM BF SRIFEE	46.480	46.480
635 ACTIAM SUSTAINABLE INDEX FUND EQUITY EUROPE	10.879	10.879
1630 ADVANCED SERIES TRUST AST ADVANCED STRATEGIES PORTFOLIO	240.200	240.200
1631 ADVANCED SERIES TRUST AST BLACKROCK GLOBAL STRATEGIES POR	24.919	24.919
1545 ADVANCED SERIES TRUST AST CAPITAL GROWTH ASSET ALLOCATION PORTFOLIO	52.542	52.542
1632 ADVANCED SERIES TRUST AST INTERNATIONAL VALUE PORTFOLIO	88.584	88.584
1633 ADVANCED SERIES TRUST AST T ROWE PRICE ASSET ALLOCATION	548.675	548.675
636 ADVISER MANAGED TRUST - TACTICAL OFFENSIVE EQUITY FUND	11.301	11.301
1097 AEGON CUSTODY B.V	42.799	42.799
1096 AEGON CUSTODY B.V	80.559	80.559
1840 AF DYNAMIC MULTI FACTO GLOBAL EQ-EUROPE	2.210	2.210
523 AFS-GLOBAL MULTI ASSET GR	3.380	3.380
14 AGFIQ ENHANCED CORE INTERNATIONAL EQUITY ETF	45.221	45.221
15 AGIALLIANZ VERMOEGENSBILDUNG EUROPA	1.197.334	1.197.334
1098 AHL ALPHA CORE MASTER LIMITED C/O MAPLES CORPORATE SERVICES LIMITED	367	367
637 AIA GLOBAL MULTI-FACTOR EQUITY FUND	5.423	5.423
1634 AIB GROUP IRISH PENSION SCHEME	1	1
16 AII ALLIANZ BEST STYLES GLOBAL AC EQUITY FUND	4.460	4.460
1546 ALAMOSIA LLC	8.989	8.989
17 ALASKA COMMON TRUST FUND	24.107	24.107
1637 ALASKA PERMANENT FUND CORPORATION	16	16
1638 ALASKA PERMANENT FUND CORPORATION	57	57

Mediobanca S.p.A.

Assemblea ordinaria e straordinaria

28 ottobre 2021

**Esito della votazione sul punto 3.a
dell'ordine del giorno**

SCHEDA NOMINATIVO

	NUMERO DI AZIONI	
	TOTALE	CON DIRITTO DI VOTO
1635 ALASKA PERMANENT FUND CORPORATION	278	278
1639 ALASKA PERMANENT FUND CORPORATION	286	286
1640 ALASKA PERMANENT FUND CORPORATION	1.089	1.089
1641 ALASKA PERMANENT FUND CORPORATION	3.017	3.017
1636 ALASKA PERMANENT FUND CORPORATION	6.886	6.886
1099 ALFRED I DUPONT CHARITABLE TRUST	5.252	5.252
638 ALGEBRIS UCITS FUNDS PLC ALGEBRIS CORE ITALY FUND	330.000	330.000
1100 ALICE A PROIETTI FAMILY TRUST UAD 09/27/13	2.496	2.496
1473 ALLEANZA ASSICURAZIONI S.P.A.	363.720	363.720
18 ALLIANCEBERNSTEIN DELAWARE BUSINESS TRUST - AB INTERNATIONAL STRATEGIC EQUITIES S	92.510	92.510
19 ALLIANCEBERNSTEIN VARIABLE PRODUCTS SERIES, INC. INTERNATIONAL VALUE PORTFO	449.750	449.750
20 ALLIANZ AZIONI EUROPA	338.087	338.087
21 ALLIANZ AZIONI ITALIA ALL STARS LL STARS	1.030.000	1.030.000
23 ALLIANZ GLOBAL INVESTORS FUND	7.470	7.470
22 ALLIANZ GLOBAL INVESTORS FUND	19.730	19.730
26 ALLIANZ GLOBAL INVESTORS FUND	158.373	158.373
25 ALLIANZ GLOBAL INVESTORS FUND	175.000	175.000
24 ALLIANZ GLOBAL INVESTORS FUND	1.014.380	1.014.380
640 ALLIANZ GLOBAL INVESTORS GMBH	25.000	25.000
639 ALLIANZ GLOBAL INVESTORS GMBH	29.348	29.348
641 ALLIANZ GLOBAL INVESTORS GMBH	102.776	102.776
642 ALLIANZ GLOBAL INVESTORS GMBH	753.700	753.700
27 ALLIANZ GLOBAL INVESTORS GMBH FOR ALLIANZGIFONDS HPT	92.604	92.604
28 ALLIANZ ITALIA 50 SPECIAL	53.300	53.300
643 ALLIANZ PV-WS RCM SYSPRO VALUE EUROPE	74.130	74.130
644 ALLIANZGI-FONDS DSPT	2.604	2.604
645 ALLIANZGI-FONDS PTV2 SEGMENT PTV2-GM1-G_MA	37.586	37.586
646 ALLIANZGI-H SEGMENT EFK	115.000	115.000
647 ALLIANZGI-SUBFONDS TOB -NEU-	4.280	4.280
1101 ALW 2010 FAMILY TRUST ALICE WALTONC/O WALTON ENTERPRISES LLC	32.633	32.633
29 AMCETF QUALITY DIVERSIFIED INTERNATIONAL ETF	14.615	14.615
30 AMCWMNT INTERNATIONAL VALUE FUND	507.877	507.877
31 AMERICAN CENTURY ETF TRUST-AVANTIS INTERNATIONAL EQUITY ETF	15.614	15.614
32 AMERICAN CENTURY ETF TRUST-AVANTIS INTERNATIONAL EQUITY FUND	1.880	1.880
33 AMERICAN CENTURY WORLD MUTUAL FUNDS INC INTERNATIONAL VALUE FUND	27.207	27.207
648 AMERICAN HEART ASSOCIATION, INC.	540	540
651 AMP WHOLESALE GLOBAL EQUITIES FUND	14.483	14.483
1824 AMUNDI ACCUMULAZIONE ITALIA PIR 2023	126.000	126.000
1882 AMUNDI ACTIONS EURO ISR	351.284	351.284
1883 AMUNDI ACTIONS EUROPE ISR	101.965	101.965
1825 AMUNDI BEST SELECTION CLASSIC	24.315	24.315
1826 AMUNDI BEST SELECTION PLUS	30.205	30.205
1827 AMUNDI BEST SELECTION TOP	15.508	15.508
1828 AMUNDI DIVIDENDO ITALIA	700.000	700.000
1884 AMUNDI EQUILIBRE GLOBAL SOLIDAIRE	8.298	8.298
1885 AMUNDI ESG GLOBAL LOW CARBON FUND	9.235	9.235
1841 AMUNDI EURO ISTOXX CLIMATE PARIS ALIGNED PAB	1.751	1.751
1886 AMUNDI EUROPE MONDE	110.085	110.085
1842 AMUNDI FDS GLOB MULTI-ASSET CONSERVATIVE	268.503	268.503
1843 AMUNDI FDS GLOBAL MULTI-ASSET TARGET INC	46.743	46.743
1844 AMUNDI FUNDS DYNAMIC MULTI FACT EUROPE EQU	67	67

Mediobanca S.p.A.

Assemblea ordinaria e straordinaria

28 ottobre 2021

**Esito della votazione sul punto 3.a
dell'ordine del giorno**

SCHEDA NOMINATIVO

	NUMERO DI AZIONI	
	TOTALE	CON DIRITTO DI VOTO
1845 AMUNDI FUNDS DYNAMIC MULTI FACTORS EURO	4.121	4.121
1846 AMUNDI FUNDS EQUITY EURO RISK PARITY	949	949
1847 AMUNDI FUNDS EQUITY EUROLAND SMALL CAP	12.465	12.465
1848 AMUNDI FUNDS EQUITY EUROPE RISK PARITY	10	10
1849 AMUNDI FUNDS EURO MULTI-ASSET TARGET INC	106.925	106.925
1850 AMUNDI FUNDS EUROLAND EQUITY	2.195.970	2.195.970
1851 AMUNDI FUNDS EUROPEAN EQUITY SMALL CAP	941.217	941.217
1852 AMUNDI FUNDS GLOBAL MULTI-ASSET	64.814	64.814
1853 AMUNDI FUNDS MULTI ASSET CONSERVATIVE	472	472
652 AMUNDI HK - GREEN PLANET FUND	35.426	35.426
1887 AMUNDI HORIZON	4.349	4.349
1854 AMUNDI INDEX EQUITY GLOBAL MULTI SMART ALLOCATION SCIENTIFIC BETA	390	390
1855 AMUNDI INDEX MSCI EUROPE	543	543
1856 AMUNDI INDEX MSCI WORLD	100	100
1888 AMUNDI LABEL DYNAMIQUE ESR	21.332	21.332
1889 AMUNDI LABEL EQUILIBRE ESR	26.249	26.249
1890 AMUNDI LABEL PRUDENCE ESR	13.898	13.898
1857 AMUNDI MSCI EMU ESG UNIVERSAL SELECT	600	600
1858 AMUNDI MSCI EUROPE CLIMATE PARIS ALIGNED PAB	647	647
1859 AMUNDI MSCI EUROPE CLIMATE TRANSIT CTB	4.507	4.507
1860 AMUNDI MSCI EUROPE ESG UNIVERSAL SELECT	127	127
1861 AMUNDI MSCI EUROPE EX UK	16	16
1891 AMUNDI MSCI WORLD CLIMATE PARI	965	965
1862 AMUNDI MSCI WORLD CLIMATE PARIS ALIG PAB	3.095	3.095
1863 AMUNDI MSCI WORLD CLIMATE TRANSITION CTB	22.947	22.947
1829 AMUNDI OBIETTIVO CRESCITA 2022	4.106	4.106
1830 AMUNDI OBIETTIVO CRESCITA 2022 DUE	4.456	4.456
1831 AMUNDI OBIETTIVO RISPARMIO 2022	1.058	1.058
1832 AMUNDI OBIETTIVO RISPARMIO 2022 DUE	1.115	1.115
1833 AMUNDI OBIETTIVO RISPARMIO 2022 QUATTRO	987	987
1834 AMUNDI OBIETTIVO RISPARMIO 2022 TRE	934	934
1892 AMUNDI PATRIMOINE	44.925	44.925
1893 AMUNDI PATRIMOINE PEA	244.676	244.676
1864 AMUNDI PRIME EUROPE - UCITS ETF DR	207	207
1865 AMUNDI PRIME EUROZONE	1.434	1.434
1866 AMUNDI PRIME GLOBAL - UCITS ETF DR	66	66
1835 AMUNDI PROGETTO INCOME 2025	12.687	12.687
1836 AMUNDI PROGETTO INCOME 2026	6.964	6.964
1837 AMUNDI PROGETTO INCOME 2026 DUE	11.181	11.181
1838 AMUNDI PROGETTO INCOME AGOSTO 2026	8.628	8.628
1894 AMUNDI RENDEMENT PLUS	106	106
526 AMUNDI SGR SPA	1.676	1.676
524 AMUNDI SGR SPA	4.395	4.395
533 AMUNDI SGR SPA	9.345	9.345
527 AMUNDI SGR SPA	26.845	26.845
528 AMUNDI SGR SPA	28.009	28.009
529 AMUNDI SGR SPA	32.903	32.903
525 AMUNDI SGR SPA	47.382	47.382
530 AMUNDI SGR SPA	56.600	56.600
531 AMUNDI SGR SPA	103.976	103.976
532 AMUNDI SGR SPA	263.948	263.948

Mediobanca S.p.A.

Assemblea ordinaria e straordinaria

28 ottobre 2021

**Esito della votazione sul punto 3.a
dell'ordine del giorno**

SCHEDA NOMINATIVO

	NUMERO DI AZIONI	
	TOTALE	CON DIRITTO DI VOTO
534 AMUNDI SGR SPA / AMUNDI RISPARMIO ITALIA	1.279.692	1.279.692
535 AMUNDI SGR SPA / AMUNDI SVILUPPO ITALIA	2.177.000	2.177.000
536 AMUNDI SGR SPA / OBBLIGAZIONARIO PIU' A DIS TRIBUZIONE	170.925	170.925
537 AMUNDI SGR SPA/AMUNDI ELITE MULTI ASSET FLEXIBLE	101.686	101.686
1895 AMUNDI STRATEGIES ACT EURP RISK PARITY	1.060	1.060
1839 AMUNDI VALORE ITALIA PIR	344.000	344.000
1881 AMUNDI WELTPORTFOLIO	8.843	8.843
1475 ANGELINI PARTECIPAZIONI FINANZIARI SRL	4.000.000	4.000.000
1474 ANGELINI PARTECIPAZIONI FINANZIARIE SRL	4.000.000	4.000.000
653 ANIMA AZIONARIO PAESI SVILUPPATI LTE	1.463	1.463
654 ANIMA CRESCITA ITALIA	3.033.515	3.033.515
655 ANIMA CRESCITA ITALIA NEW	165.384	165.384
34 ANIMA FUNDS PUBLIC LIMITED COMPANY	194.696	194.696
656 ANIMA INIZIATIVA ITALIA	4.518.992	4.518.992
657 ANIMA ITALIA	2.859.447	2.859.447
658 AON MASTER TRUST	44.427	44.427
1896 AP ACTIONS 1 EURO	25.374	25.374
659 AQUARIUS INTERNATIONAL FUND	3.974	3.974
660 ARAMCO US RETIREMENT INCOME PLAN TRUST	12.200	12.200
1476 ARCA S.P.A.	652.500	652.500
661 ARGENTA DP	205.400	205.400
662 ARGENTA DP	649.950	649.950
1643 ARIZONA PSPRS TRUST	73.348	73.348
1551 ARIZONA STATE RETIREMENT SYSTEM	1	1
1550 ARIZONA STATE RETIREMENT SYSTEM	4.377	4.377
1512 ARK LIFE ASSURANCE COMPANY DESIGNATED ACTIVITY COMPANY	1.766	1.766
1510 ARK LIFE ASSURANCE COMPANY DESIGNATED ACTIVITY COMPANY	3.366	3.366
1513 ARK LIFE ASSURANCE COMPANY DESIGNATED ACTIVITY COMPANY	5.631	5.631
1511 ARK LIFE ASSURANCE COMPANY DESIGNATED ACTIVITY COMPANY	15.081	15.081
35 ARKWRIGHT, LLC	4.719	4.719
36 ARKWRIGHT, LLC	8.391	8.391
663 ARRCO QUANT 1	46.213	46.213
1897 ARRCO QUANT 2	189.125	189.125
37 ARROWSTREET ACWI ALPHA EXTENSION FUND III (CAYMAN) LIMITED	95.603	95.603
1552 ARROWSTREET GLOBAL EQUITY ACWI CIT A SUB FUND OF ARROWSTREET COLLECTIVE INVESTI	106.004	106.004
664 ARROWSTREET GLOBAL EQUITY FUND	741.274	741.274
1102 ARUSHA BOURKE SEPARATE PROPERTY TRUST UAD 11/16/09	232	232
1103 ARVEST FOUNDATION	400	400
665 ARVESTAR ASSET MANAGEMENT SA REPRESENTING ARGENTA PENSIOENSPAARFONDS	2.155.000	2.155.000
666 ARVESTAR ASSET MANAGEMENT SA REPRESENTING ARGENTA PENSIOENSPAARFONDS DE	113.150	113.150
1104 ASCENSION ALPHA FUND LLC.	6.029	6.029
1898 ASSURDIX	22.530	22.530
667 ATCP-UI-FONDS	6.059	6.059
1899 ATOUT EUROLAND CORE +	119.525	119.525
1900 ATOUT EUROLAND HAUT RENDEMENT	7.840	7.840
1901 ATOUT EUROPE CORE +	62.027	62.027
1902 ATOUT FRANCE CORE +	15.180	15.180
1477 AURELIA S.R.L.	4.300.000	4.300.000
1644 AURION GLOBAL EQUITY FUND	2.103	2.103
1106 AUSTRALIAN CAPITAL TERRITORY	15.114	15.114
668 AUSTRALIANSUPER	35	35

Mediobanca S.p.A.

Assemblea ordinaria e straordinaria

28 ottobre 2021

**Esito della votazione sul punto 3.a
dell'ordine del giorno**

SCHEDA NOMINATIVO

	NUMERO DI AZIONI	
	TOTALE	CON DIRITTO DI VOTO
1107 AVALON PORTFOLIO II LLC	4.451	4.451
39 AWARE SUPER	176	176
38 AWARE SUPER	239	239
41 AWARE SUPER	1.382	1.382
40 AWARE SUPER	2.536	2.536
42 AWARE SUPER LEVEL 28	2.756	2.756
683 AXA AA DIVERSIFIE INDICIEL 1	39.597	39.597
1645 AXA MPS FINANCIAL DESIGNATED ACTIVITY CO	453.000	453.000
43 AXA WORLD FUNDS	1.150.000	1.150.000
685 AZ FUND 1 AZ ALLOCATION PIR ITALIAN EXCELLENCE 30	16.000	16.000
686 AZ FUND 1 AZ ALLOCATION PIR ITALIAN EXCELLENCE 70	260.415	260.415
687 AZIMUT CAPITAL MANAGEMENT SGR S.P.A	115.000	115.000
1646 AZL DFA INTERNATIONAL CORE EQUITY FUND	11.475	11.475
1647 AZL INTERNATIONAL INDEX FUND	64.613	64.613
1648 AZL MSCI GLOBAL EQUITY INDEX FUND	5.740	5.740
1478 BANCA MEDIOLANUM S.P.A.	22.644.712	22.644.712
690 BANCO CENTRAL DE TIMOR-LESTE (BCTL)	4.041	4.041
688 BANCO CENTRAL DE TIMOR-LESTE (BCTL)	23.291	23.291
689 BANCO CENTRAL DE TIMOR-LESTE (BCTL)	26.233	26.233
1108 BANCO NACIONAL DE PANAMA ACTING AS TRUSTEE OF THE FIDEICOMISO DE FOND O DE AHORI	5.010	5.010
1651 BANK OF KOREA	1	1
1654 BANK OF KOREA	2.350	2.350
1650 BANK OF KOREA	25.506	25.506
1653 BANK OF KOREA	153.462	153.462
1554 BCT POOLED INVESTMENT FUND SERIES SMART EUROPEAN EQUITY FUND	7.438	7.438
44 BEAR CREEK INC	6.029	6.029
45 BEAR CREEK INC	13.251	13.251
1110 BEAT DRUGS FUND ASSOCIATION	789	789
1111 BECTON DICKINSON AND COMPANY MASTER RETIREMENT TRUST	16.855	16.855
1903 BEL EQUITY EUROPE ESG	52.686	52.686
1655 BELL ATLANTIC MASTER TRUST	2.499	2.499
1112 BELLEVUE FUNDS (LUX) - BB ENTREPRENEUR EUROPE SMALL	146.845	146.845
1656 BELLSOUTH CORP RFA VEBA TRUST	8.047	8.047
1113 BELLSOUTH CORPORATE TRUST UNDER EXECUTIVE BENEFIT PLAN(S) FO.	4.100	4.100
1114 BELLSOUTH CORPORATE TRUST UNDER EXECUTIVE BENEFIT PLAN(S).	20.600	20.600
1115 BELLSOUTH CORPORATION TRUST UNDER EXECUTIVE BENEFIT PLAN(S)	3.600	3.600
1116 BELLSOUTH ENTERPRISES INC. TRUST UNDER EXECUTIVE BENEFIT PLA.	5.700	5.700
46 BERNSTEIN FUND INC INTERNATIONAL STRATEGIC EQUITIES PORTFOLIO	6.502.400	6.502.400
691 BEST INVESTMENT CORPORATION	2.038	2.038
692 BEST INVESTMENT CORPORATION	7.238	7.238
693 BESTSELECT - AB EUROPEAN EQUITY	361.512	361.512
1117 BETTER BE GOOD LLC	411	411
1904 BFT EURO FUTUR ESG	58.000	58.000
1905 BFT PARTNERS - VIA EQUITY EURO	75.092	75.092
47 BLACKROCK - IG INTERNATIONALEQUITY POOL	34.007	34.007
694 BLACKROCK ADVANTAGE ESG INTERNATIONAL EQUITY FUND OF BLACKROCK FUNDS	897	897
546 BLACKROCK ADVANTAGE GLOBAL FUN	5.423	5.423
1657 BLACKROCK ADVANTAGE INTERNATIONAL FUND	325.912	325.912
1124 BLACKROCK AUTHORISED CONTRACTUAL SCHEME I	309	309
1119 BLACKROCK AUTHORISED CONTRACTUAL SCHEME I	1.095	1.095
1123 BLACKROCK AUTHORISED CONTRACTUAL SCHEME I	1.231	1.231

Mediobanca S.p.A.

Assemblea ordinaria e straordinaria

28 ottobre 2021

**Esito della votazione sul punto 3.a
dell'ordine del giorno**

SCHEDA NOMINATIVO

	NUMERO DI AZIONI	
	TOTALE	CON DIRITTO DI VOTO
1120 BLACKROCK AUTHORISED CONTRACTUAL SCHEME I	2.284	2.284
1118 BLACKROCK AUTHORISED CONTRACTUAL SCHEME I	6.554	6.554
1121 BLACKROCK AUTHORISED CONTRACTUAL SCHEME I	7.182	7.182
1122 BLACKROCK AUTHORISED CONTRACTUAL SCHEME I	10.375	10.375
695 BLACKROCK CDN MSCI ACWI EX-CANADA INDEX FUND	15.920	15.920
696 BLACKROCK CDN MSCI EAFE EQUITY INDEX FUND	18.261	18.261
697 BLACKROCK FISSION INDEXED INTERNATIONAL EQUITY FUND	3.184	3.184
1658 BLACKROCK FUND MANAGERS LTD	25.763	25.763
1515 BLACKROCK FUNDS I ICAV	588	588
1514 BLACKROCK FUNDS I ICAV	14.335	14.335
1660 BLACKROCK GLOBAL FUNDS	91.906	91.906
1659 BLACKROCK GLOBAL FUNDS	141.941	141.941
48 BLACKROCK GLOBAL INDEX FUNDS	1.410	1.410
49 BLACKROCK GLOBAL INDEX FUNDS	15.239	15.239
1517 BLACKROCK INDEX SELECTION FUND	346	346
1518 BLACKROCK INDEX SELECTION FUND	699	699
1519 BLACKROCK INDEX SELECTION FUND	1.160	1.160
1516 BLACKROCK INDEX SELECTION FUND	9.353	9.353
1520 BLACKROCK INDEX SELECTION FUND	11.055	11.055
698 BLACKROCK INSTITUTIONAL POOLED FUNDS PLC	122	122
699 BLACKROCK INSTITUTIONAL POOLED FUNDS PLC	5.398	5.398
709 BLACKROCK INSTITUTIONAL TRUST COMPANY, N.A. INVESTMENT FUNDS FOR EMPLOYEE BE	2.392	2.392
707 BLACKROCK INSTITUTIONAL TRUST COMPANY, N.A. INVESTMENT FUNDS FOR EMPLOYEE BE	8.620	8.620
713 BLACKROCK INSTITUTIONAL TRUST COMPANY, N.A. INVESTMENT FUNDS FOR EMPLOYEE BE	18.247	18.247
702 BLACKROCK INSTITUTIONAL TRUST COMPANY, N.A. INVESTMENT FUNDS FOR EMPLOYEE BE	32.263	32.263
710 BLACKROCK INSTITUTIONAL TRUST COMPANY, N.A. INVESTMENT FUNDS FOR EMPLOYEE BE	51.612	51.612
706 BLACKROCK INSTITUTIONAL TRUST COMPANY, N.A. INVESTMENT FUNDS FOR EMPLOYEE BE	65.630	65.630
704 BLACKROCK INSTITUTIONAL TRUST COMPANY, N.A. INVESTMENT FUNDS FOR EMPLOYEE BE	93.617	93.617
700 BLACKROCK INSTITUTIONAL TRUST COMPANY, N.A. INVESTMENT FUNDS FOR EMPLOYEE BE	121.813	121.813
708 BLACKROCK INSTITUTIONAL TRUST COMPANY, N.A. INVESTMENT FUNDS FOR EMPLOYEE BE	324.706	324.706
712 BLACKROCK INSTITUTIONAL TRUST COMPANY, N.A. INVESTMENT FUNDS FOR EMPLOYEE BE	343.597	343.597
701 BLACKROCK INSTITUTIONAL TRUST COMPANY, N.A. INVESTMENT FUNDS FOR EMPLOYEE BE	498.247	498.247
705 BLACKROCK INSTITUTIONAL TRUST COMPANY, N.A. INVESTMENT FUNDS FOR EMPLOYEE BE	994.712	994.712
714 BLACKROCK INSTITUTIONAL TRUST COMPANY, N.A. INVESTMENT FUNDS FOR EMPLOYEE BE	1.075.696	1.075.696
703 BLACKROCK INSTITUTIONAL TRUST COMPANY, N.A. INVESTMENT FUNDS FOR EMPLOYEE BE	1.147.880	1.147.880
711 BLACKROCK INSTITUTIONAL TRUST COMPANY, N.A. INVESTMENT FUNDS FOR EMPLOYEE BE	1.767.813	1.767.813
715 BLACKROCK INTERNATIONAL ALPHA TILTS FUND	6.086	6.086
716 BLACKROCK INTERNATIONAL INDEX V.I. FUND OF BLACKROCK VARIABLE SERIES FUNDS, INC	7.311	7.311
1661 BLACKROCK LIFE LIMITED	16.949	16.949
1663 BLACKROCK LIFE LTD	155	155
1662 BLACKROCK LIFE LTD	1.475	1.475
1664 BLACKROCK LIFE LTD	3.035	3.035
1665 BLACKROCK LIFE LTD	4.157	4.157
1666 BLACKROCK LIFE LTD	15.765	15.765
1667 BLACKROCK LIFE LTD	94.972	94.972
717 BLACKROCK MSCI EAFE EQUITY INDEX NON-LENDABLE FUND B	122.315	122.315
718 BLACKROCK MSCI EMU IMI INDEX FUND B (EMUIMIB)	457	457
719 BLACKROCK MULTI-ASSET INCOME PORTFOLIO OF BLACKROCK FUNDS II	290.330	290.330
50 BLACKROCK STRATEGIC FUNDS	135	135
1125 BLACKROCK UCITS CCF. BLACKROCK ASSET MANAGEMENT IRELAND LIMITED	29.968	29.968
1555 BNY MELLON DT NSL INTERNATIONAL STOCK INDEX FUND	28.379	28.379

Mediobanca S.p.A.

Assemblea ordinaria e straordinaria

28 ottobre 2021

Esito della votazione sul punto 3.a
dell'ordine del giorno

SCHEDA NOMINATIVO

	NUMERO DI AZIONI	
	TOTALE	CON DIRITTO DI VOTO
1669 BNY MELLON INTERNATIONAL STOCK INDEX FUND	18.619	18.619
1556 BNYM MELLON CF SL INTERNATIONAL STOCK INDEX FUND	33.269	33.269
1557 BNYM MELLON DB SL INTERNATIONAL STOCK INDEX FUND	308.072	308.072
1558 BNYM MELLON NSL INTERNATIONAL STOCK INDEX FUND	57.100	57.100
720 BNZ WHOLESALE INTERNATIONAL EQUITIES (INDEX) FUND	11.626	11.626
1671 BOARD OF PENSIONS OF THE EVANGELICAL LUTHERAN CHURCH IN AMERICA	2.801	2.801
1670 BOARD OF PENSIONS OF THE EVANGELICAL LUTHERAN CHURCH IN AMERICA	7.684	7.684
721 BOILERMAKERS NATIONAL ANNUITY TRUST	45.281	45.281
52 BP PENSION FUND	9.127	9.127
722 BPI GIF	49.000	49.000
1559 BRANDYTRUST GLOBAL PARTNERS LP	14.549	14.549
550 BRIDGE BUILDER INTERNATIONAL E	26.741	26.741
54 BRIGHTHOUSE FUNDS TRUST II METLIFE MSCI EAFE INDEX PORTFOLIO	44.816	44.816
1127 BRITISH COLUMBIA INVESTMENT MANAGEMENT CORPORATION.	761	761
1126 BRITISH COLUMBIA INVESTMENT MANAGEMENT CORPORATION.	963	963
723 BRUNEI SHELL RETIREMENT BENEFIT FUND	1.272	1.272
1560 BRUNSWICK UNIT 1 QUALIFIED NUCLEAR DECOMMISSIONING FUND	4.977	4.977
1561 BRUNSWICK UNIT 2 QUALIFIED NUCLEAR DECOMMISSIONING FUND	5.094	5.094
724 BT INTERNATIONAL SHARES INDEX FUND	39.176	39.176
725 BT WHOLESALE MULTI-MANAGER INTERNATIONAL SHARE FUND	13.778	13.778
726 BUMA-UNIVERSAL-FONDS I	6.536	6.536
730 BUREAU OF LABOR FUNDS-LABOR PENSION FUND	1.586	1.586
729 BUREAU OF LABOR FUNDS-LABOR PENSION FUND	2.742	2.742
728 BUREAU OF LABOR FUNDS-LABOR PENSION FUND	3.856	3.856
732 BUREAU OF LABOR FUNDS-LABOR PENSION FUND	5.140	5.140
731 BUREAU OF LABOR FUNDS-LABOR PENSION FUND	9.820	9.820
55 CAISSE DE DEPOT ET PLACEMENT DUQUEBEC	4.543	4.543
734 CALCIUM QUANT	34.724	34.724
59 CALIFORNIA PUBLIC EMPLOYEES RETIREMENT SYSTEM	3.978	3.978
58 CALIFORNIA PUBLIC EMPLOYEES RETIREMENT SYSTEM	5.055	5.055
57 CALIFORNIA PUBLIC EMPLOYEES RETIREMENT SYSTEM	718.940	718.940
56 CALIFORNIA PUBLIC EMPLOYEES RETIREMENT SYSTEM	1.497.441	1.497.441
61 CALIFORNIA STATE TEACHERS' RETIREMENT SYSTEM	1.829	1.829
62 CALIFORNIA STATE TEACHERS' RETIREMENT SYSTEM	62.819	62.819
63 CALIFORNIA STATE TEACHERS' RETIREMENT SYSTEM	166.966	166.966
60 CALIFORNIA STATE TEACHERS' RETIREMENT SYSTEM	203.943	203.943
64 CALIFORNIA STATE TEACHERS' RETIREMENT SYSTEM	309.558	309.558
1534 CALT 2004 SRL	1.500.000	1.500.000
1129 CALVERT CLIFFS NUCLEAR POWER PLANT UNIT ONE QUALIFIED FUND	2.200	2.200
1128 CALVERT CLIFFS NUCLEAR POWER PLANT UNIT ONE QUALIFIED FUND	2.900	2.900
65 CALVERT INTERNATIONAL RESPONSIBLE INDEX FUND	29.117	29.117
66 CALVERT VP EAFE INTERNATIONAL INDEX PORTFOLIO	4.446	4.446
67 CANADA PENSION PLAN INVESTMENT BOARD (CPPIB)	3.750.500	3.750.500
1535 CAPITOLIUM SRL	300.000	300.000
68 CARLETON UNIVERSITY RETIREMENT PLAN	52.850	52.850
1130 CARNELIAN INVESTMENT MANAGEMENT LLC	11.620	11.620
1562 CAROL SPEARS REV TRUST DTD 9 29 2006	4.000	4.000
69 CAYMAN ISLANDS CHAMBER OF COMMERCE PENSION FUND	3.666	3.666
1880 CB NL AIF CLIENTS ASSETS TAXABLE	16.570	16.570
1131 CBOSC-CBGS-WGSS07	12.141	12.141
736 CC AND L ALTERNATIVE GLOBAL EQUITY FUND	315	315

Mediobanca S.p.A.

Assemblea ordinaria e straordinaria

28 ottobre 2021

**Esito della votazione sul punto 3.a
dell'ordine del giorno**

SCHEDA NOMINATIVO

	NUMERO DI AZIONI	
	TOTALE	CON DIRITTO DI VOTO
1563 CDW 73 IRR PARA GL	351	351
1876 CENTRAL BANK OF IRELAND	1.051	1.051
1564 CENTRAL PENSION FUND OF THE INTERNATIONAL UNION OF OPERATING EMPLOYERS	14.168	14.168
1565 CENTRAL PENSION FUND OF THE INTERNATIONAL UNION OF OPERATING ENGINEERS AND PART	118.209	118.209
70 CENTRAL PROVIDENT FUND BOARD	1.396	1.396
1132 CFSIL ATF CMLA INTERNATIONAL SHARE FUND	8.069	8.069
1133 CHALLENGE FUNDS - CHALLENGE EUROPEAN EQUITY FUND	18.098	18.098
737 CHINA LIFE INSURANCE (GROUP) COMPANY	1.597	1.597
71 CHRISTIAN SUPER	1.787	1.787
1134 CHRISTOPHER J MILLERCHIP	519	519
72 CIBC EUROPEAN INDEX FUND	3.780	3.780
73 CIBC INTERNATIONAL INDEX FUND	33.893	33.893
74 CIBC POOLED INTERNATIONAL EQUITY INDEX FUND	3.132	3.132
1135 CINDY SPRINGS LLC	49.952	49.952
1137 CITIBANK INTERNATIONAL PLC AS TRUSTEE CITIBANK INT.PLC	131.561	131.561
1136 CITIBANK INTERNATIONAL PLC AS TRUSTEE CITIBANK INT.PLC	2.005.574	2.005.574
1138 CITITRUST LIMITED AS TRUSTEE OF BLACKROCK PREMIER FUNDS-BLACKROCK WORLD EQUITY	3.625	3.625
1566 CITW FUND LP	582	582
1139 CITY OF FRESNO RETIREMENT SYSTEMS	169.764	169.764
1141 CITY OF LOS ANGELES FIRE AND POLICE PENSION PLAN	39.795	39.795
1140 CITY OF LOS ANGELES FIRE AND POLICE PENSION PLAN	81.351	81.351
1672 CITY OF MEMPHIS RETIREMENT SYSTEM	31.453	31.453
75 CITY OF NEW YORK GROUP TRUST	45.724	45.724
77 CITY OF NEW YORK GROUP TRUST	56.386	56.386
76 CITY OF NEW YORK GROUP TRUST	60.764	60.764
738 CITY OF PHILADELPHIA PUBLIC EMPLOYEES RETIREMENT SYSTEM	36.505	36.505
1142 CITY OF TALLAHASSEE	81.710	81.710
78 CITY UNIVERSITY OF NEW YORK	531	531
739 CIVIL SERVICE EMPLOYEES PENSION FUND	10.515	10.515
1143 CLEARWATER INTERNATIONAL FUND	14.266	14.266
1867 CLEOME INDEX EMU EQUITIES	4.228	4.228
1868 CLEOME INDEX EUROPE EQUITIES	8.118	8.118
740 CM-AM SMALL & MIDCAP EURO	344.000	344.000
742 CM-CIC SICAV	14.000	14.000
741 CM-CIC SICAV	200.000	200.000
1144 CMLA INDEXED GLOBAL SHARE FUND	3.389	3.389
79 COLLEGE RETIREMENT EQUITIES FUND	1.174.572	1.174.572
81 COLONIAL FIRST STATE INVESTMENTFUND 3	27.772	27.772
1149 COMBUSTION ENGINEERING 524(G) ASBESTOS PI TRUST	541	541
743 COMMINGLED PENSION TRUST FUND (EAFE EQUITY INDEX) OF JP MORGAN CHASE BANK, N.A.	316.965	316.965
1150 COMMONWEALTH GLOBAL SHARE FUND 17..	214.239	214.239
1673 COMMONWEALTH OF PA TREASURY	1.713	1.713
1674 COMMONWEALTH OF PENNSYLVANIA PUBLIC SCHOOL EMPLOYEES RETIR	69.569	69.569
1151 COMMONWEALTH SUPERANNUATION CORPORATION AS TRUSTEE	30.293	30.293
82 CONNECTICUT GENERAL LIFE INSURANCE COMPANY	1.304	1.304
745 CONNECTICUT GENERAL LIFE INSURANCE COMPANY	3.151	3.151
744 CONNECTICUT GENERAL LIFE INSURANCE COMPANY	8.139	8.139
746 CONSERVATION INTERNATIONAL FOUNDATION, INC.	441	441
1675 CONSERVATIVE BALANCED PORTFOLIO	1.342	1.342
1567 CONSOLIDATED EDISON RETIREMENT PLAN	33.608	33.608
747 CONVICTION PATRIMOINE	34.400	34.400

Mediobanca S.p.A.

Assemblea ordinaria e straordinaria

28 ottobre 2021

**Esito della votazione sul punto 3.a
dell'ordine del giorno**

SCHEDA NOMINATIVO

	NUMERO DI AZIONI	
	TOTALE	CON DIRITTO DI VOTO
83 COUNSEL DEFENSIVE GLOBAL EQUITY	2.860	2.860
1676 COUNTY EMPLOYEES ANNUITY AND BENEFIT FUND OF COOK COUNTY	28.833	28.833
1906 CPR EUROLAND ESG	140.382	140.382
1907 CPR EUROLAND PREMIUM	46.472	46.472
1152 CREDIT SUISSE FUNDS AG	25.741	25.741
1877 CRELAN INVEST BALANCED	34.598	34.598
1878 CRELAN INVEST CONSERVATIVE	4.397	4.397
1879 CRELAN INVEST DYNAMIC	15.287	15.287
1153 CROWN SIGMA UCITS PLC - LGT SUSTAINABLE EQUITY EUROPE SUB FU	314.600	314.600
1154 CROWN SIGMA UCITS PLC - LGT SUSTAINABLE EQUITY MARKET NEUTRA	101.500	101.500
1155 CSX CORP MASTER PENSION TRUST	27.077	27.077
756 CUSTODY BANK OF JAPAN, LTD. AS TRUSTEE FOR MIZUHO TRUST & BANKING CO., LTD. AS TRU	57.442	57.442
757 CUSTODY BANK OF JAPAN, LTD. AS TRUSTEE FOR MIZUHO TRUST & BANKING CO., LTD. AS TRU	3.246	3.246
559 CUSTODY BANK OF JAPAN, LTD. RE	17.305	17.305
758 CUSTODY BANK OF JAPAN, LTD. RE: MATB NISSAY / PANAGORA GLOBAL EQUITY PASSIVE FUND	1.735	1.735
759 CUSTODY BANK OF JAPAN, LTD. RE: RB TOKKIN 18420-7105	293.020	293.020
760 CUSTODY BANK OF JAPAN, LTD. RE: RB TOKKIN 18420-7106	293.171	293.171
761 CUSTODY BANK OF JAPAN, LTD. RE: STB FOREIGN STOCK INDEX MOTHER FUND(CURRENCY HEI	9.971	9.971
1156 CYSTIC FIBROSIS FOUNDATION	66.372	66.372
762 D. E. SHAW ALL COUNTRY - PM	1	1
763 DANSKE INVEST INDEX GLOBAL AC RESTRICTED - ACCUMULATING KL	24.162	24.162
1157 DANSKE INVEST SICAV - GLOBAL INDEX	22.822	22.822
1158 DANSKE INVEST SICAV - SRI GLOBAL	5.633	5.633
84 DEAM-FONDS CPT	2.409	2.409
764 DEGROOF PETERCAM ASSET MANAGEMENT REPRESENTING ERGO FUND	65.000	65.000
1159 DELFINCO LP	19.798	19.798
86 DELTASHARES S+P INTERNATIONAL MANAGED RISK ETF	7.063	7.063
87 DESJARDINS RI DEVELOPED EXUSA EXCANADA LOW CO2 INDEX ETF	3.155	3.155
88 DESJARDINS RI DEVELOPED EXUSA EXCANADA MULTIFACTOR LOW CO2 ETF	16.320	16.320
89 DESJARDINS RI GLOBAL MULTIFACTOR FOSSIL FUEL RESERVES FREEETF	461	461
90 DETROIT EDISON QUALIFIED NUCLEAR DECOMMISSIONING TRUST	15.054	15.054
767 DEVELOPED EX-FOSSIL FUEL INDEX FUND B (FTDEVXFF)	4.437	4.437
768 DEVELOPED INTERNATIONAL EQUITY SELECT ETF	2.449	2.449
1160 DFI LP EQUITY (PASSIVE	451	451
1948 DIEGO DELLA VALLE & C. S.R.L.	4.401.000	4.401.000
1161 DILLON MARKETABLE SECURITIES COMMON TRUST FUND C/O KESWICK MANAGEMENT	1.918	1.918
1677 DIOCESE OF VENICE PENSION PLAN AND TRUST	666	666
1678 DIVERSIFIED INTERNATIONAL FUND	3.310.921	3.310.921
770 DPAM CAPITAL B	39.331	39.331
771 DPAM DBI RDT	254.087	254.087
772 DPAM HORIZON	35.112	35.112
773 DPAM INVEST B	10.139.303	10.139.303
774 DPAM L	884.000	884.000
1679 DUKE ENERGY QUALIFIED NUCLEAR DECOMMISSIONING	36.145	36.145
91 DUKE ENERGY RETIREMENT SAVINGS PLAN	114.700	114.700
92 DUPONT PENSION TRUST	18.304	18.304
93 DWS GLOBAL INCOME BUILDER FUND	77.734	77.734
94 DWS GLOBAL INCOME BUILDER VIP	13.548	13.548
95 DWS INVESTMENT GMBH FOR DEAMFONDS GSK 1	6.284	6.284
96 DWS INVESTMENT GMBH FOR DEAMFONDS PG EQ	17.415	17.415
97 DWS INVESTMENT GMBH FOR DWS EUROPEAN OPPORTUNITIES	15.066	15.066

Mediobanca S.p.A.

Assemblea ordinaria e straordinaria

28 ottobre 2021

**Esito della votazione sul punto 3.a
dell'ordine del giorno**

SCHEDA NOMINATIVO

	NUMERO DI AZIONI	
	TOTALE	CON DIRITTO DI VOTO
98 DWS INVESTMENT GMBH FOR MULTIINDEX EQUITY FUND	5.069	5.069
1681 DWS INVESTMENT GMBH ON BEHALF OF DEAM FONDS ZDV	678	678
1680 DWS INVESTMENT GMBH ON BEHALF OF DEAM FONDS ZDV	9.216	9.216
1569 DWS INVESTMENT GMBH ON BEHALF OF DEUTSCHE DCG EQ	4.197	4.197
99 DWS INVESTMENT SA FOR ARERO DER WELTFONDS	14.761	14.761
100 DWS MULTI ASSET PIR FUND	122.388	122.388
1162 DYNASTY INVEST LTD	1.116	1.116
1682 EASTSPRING INVESTMENTS	1.370	1.370
101 EATON VANCE EQUITY HARVEST FUNDLLC	6.972	6.972
775 EBK-AKTIEN-UNIVERSAL-FONDS	40.430	40.430
1163 ECOLAB PENSION TRUST	20.235	20.235
1909 EGAMO ACTION EURO	1.400	1.400
1910 EGAMO ALLOCATION FLEXIBLE	17.659	17.659
776 EMBO-FONDS	17.164	17.164
102 EMERGENCY SERVICES SUPERANNUATION SCHEME	1.925	1.925
1164 EMERSON ELECTRIC CO. RETIREMENT MASTER TRUST	39.900	39.900
777 EMPLOYEES RETIREMENT SYSTEM OF GEORGIA	80.902	80.902
1683 EMPLOYEES RETIREMENT SYSTEM OF THE CITY OF BALTIMORE OF BALTIMORE	977	977
1684 EMPLOYEES RETIREMENT SYSTEM OF THE STATE OF HAWAII	1	1
1685 ENERGY INSURANCE MUTUAL LIMITED	6.680	6.680
1165 ENERGY INVESTMENT FUND	5.046	5.046
778 ENHANCED INDEX INTERNATIONAL SHARE FUND	11.057	11.057
779 ENHANCED INDEX INTERNATIONAL SHARE FUND	26.249	26.249
1687 ENSIGN PEAK ADVISORS INC	1	1
1686 ENSIGN PEAK ADVISORS INC	60.162	60.162
1688 ENSIGN PEAK ADVISORS INC	63.270	63.270
103 EPSILON ASSOCIATI SGR - EPSILONSGR DLONGRUN	269	269
104 EPSILON ASSOCIATI SGR - EPSILONSGR QRETURN	14.757	14.757
105 EPSILON MULTIASSET VALORE GLOBALE DICEMBRE 2021	5.037	5.037
106 EPSILON MULTIASSET VALORE GLOBALE LUGLIO 2022	5.240	5.240
107 EPSILON MULTIASSET VALORE GLOBALE MAGGIO 2022	6.636	6.636
108 EPSILON MULTIASSET VALORE GLOBALE MARZO 2022	3.426	3.426
780 EQ ADVISORS TRUST - ATM INTERNATIONAL MANAGED VOLATILITY PORTFOLIO	15.653	15.653
781 EQ ADVISORS TRUST - ATM INTERNATIONAL MANAGED VOLATILITY PORTFOLIO	38.581	38.581
782 EQ ADVISORS TRUST - EQ/AB DYNAMIC GROWTH PORTFOLIO	5.748	5.748
783 EQ ADVISORS TRUST - EQ/AB DYNAMIC MODERATE GROWTH PORTFOLIO	26.125	26.125
784 EQ ADVISORS TRUST - EQ/GLOBAL EQUITY MANAGED VOLATILITY PORTFOLIO	19.331	19.331
785 EQ ADVISORS TRUST - EQ/INTERNATIONAL CORE MANAGED VOLATILITY PORTFOLIO	28.075	28.075
786 EQ ADVISORS TRUST - EQ/INTERNATIONAL MANAGED VOLATILITY PORTFOLIO	81.255	81.255
787 EQ OFFSHORE MULTIMANAGER FUNDS TRUST - EQ OFFSHORE AGGRESSIVE MULTIMANAGER FI	2.320	2.320
1166 EQUIPSUPER	9.240	9.240
788 EQUITABLE FINANCIAL LIFE INSURANCE COMPANY	5.844	5.844
109 ES ALLIANCE BERNSTEIN UK EQUITYFUND	334.486	334.486
564 ETOILE ACTIONS INTERNATIONALES	118.171	118.171
110 EURIZON AZIONI ITALIA	713.494	713.494
111 EURIZON PIR ITALIA AZIONI	40.415	40.415
112 EURIZON PROGETTO ITALIA 40	229.790	229.790
113 EURIZON PROGETTO ITALIA 70	266.688	266.688
114 EURIZON RENDITA	8.497	8.497
790 EUROBEN EQUITY GLOBAL	1.204	1.204
791 EUROPE EQUITY INDEX ESG SCREENED FUND B(EURXCWB)	40.927	40.927

Mediobanca S.p.A.

Assemblea ordinaria e straordinaria

28 ottobre 2021

**Esito della votazione sul punto 3.a
dell'ordine del giorno**

SCHEDA NOMINATIVO

		NUMERO DI AZIONI	
		TOTALE	CON DIRITTO DI VOTO
792	EUROPE EX-UK ALPHA TILTS ESG SCREENED FUND B (EUTLTBTTL)	91.078	91.078
793	EUROPE RESTRICTED - ACCUMULATING KL	52.626	52.626
1690	EUROPEAN CENTRAL BANK	38.512	38.512
1167	EVA VALLEY MA1 LLC	8.853	8.853
1168	EXELON FITZPATRICK QUALIFIED FUND	3.014	3.014
115	FAMILY INVESTMENTS CHILD TRUST FUND	19.552	19.552
116	FAMILY INVESTMENTS GLOBAL ICVC FAMILY BALANCED INTERNATIONALFUND	12.188	12.188
1169	FCM INTERNATIONAL LLC	2.081	2.081
1911	FCP ARRCO LONG TERME D	457.039	457.039
1912	FCP CARP - INDO	195.052	195.052
795	FCP FRANCE PLACEMENT EURO ESG	80.075	80.075
796	FCP FRANCE PLCT INTERNATIONAL ESG	173.077	173.077
797	FCP SODIUM I	48.343	48.343
1913	FCP VILLIERS ALLEGRO	179.806	179.806
1914	FCPE EVOLUTIS	157.836	157.836
1915	FDRN AMUNDI	66.566	66.566
1692	FEDERATED HERMES INTERNATIONAL SMALL MID COMPANY FUND	120.000	120.000
1479	FERRERO S.P.A.	2.861.250	2.861.250
799	FIAM GROUP TRUST FOR EMPLOYEE BENEFIT PLANS	2.355.828	2.355.828
1170	FIDDLER PARTNERS LLC.	356	356
800	FIDELITY CONCORD STREET TRUST: FIDELITY SERIES INTERNATIONAL INDEX FUND	9.240	9.240
117	FIDELITY INV TRUST FIDELITY SERIES INT VALUE FUND	12.979.755	12.979.755
118	FIDELITY INV TRUST FIDELITY TOTAL INT EQUITY FUND	27.907	27.907
801	FIDELITY INVESTMENT FUNDS - FIDELITY INDEX EUROPE EX UK FUND	40.799	40.799
802	FIDELITY INVESTMENT FUNDS - FIDELITY INDEX WORLD FUND	43.705	43.705
119	FIDELITY INVESTMENT TRUST FIDELITY FLEX INTERNATIONAL FUND	37.348	37.348
1171	FIDELITY INVESTMENT TRUST: FIDELITY INTERNATIONAL VALUE FUND	343.525	343.525
120	FIDELITY RUTLAND SQUARE TRUST II STRATEGIC ADV FIDELITY INT FND	426.700	426.700
1570	FIDELITY SAI INTERNATIONAL INDEX FUND	223.353	223.353
803	FIDELITY SALEM STREET TRUST: FIDELITY GLOBAL EX U.S. INDEX FUND	200.456	200.456
804	FIDELITY SALEM STREET TRUST: FIDELITY TOTAL INTERNATIONAL INDEX FUND	161.934	161.934
805	FIDELITY SALEM STREET TRUST: FIDELITY ZERO INTERNATIONAL INDEX FUND	76.520	76.520
1172	FIDELITY SALEM STREET TRUST: FIDELITY FLEX INTERNATIONAL INDEX FUND	27.463	27.463
1173	FIDELITY SALEM STREET TRUST: FIDELITY SERIES GLOBAL EX U.S. INDEX FUND	673.658	673.658
806	FIDELITY UCITS II ICAV/FIDELITY MSCI EUROPE INDEX FUND	1.608	1.608
807	FIDELITY UCITS II ICAV/FIDELITY MSCI WORLD INDEX FUND	1.519	1.519
121	FIDEURAM COMPARTO PIANO AZIONI ITALIA	917.500	917.500
122	FIDEURAM COMPARTO PIANO BILANCIATO ITALIA 30	39.000	39.000
123	FIDEURAM COMPARTO PIANO BILANCIATO ITALIA 50	310.000	310.000
124	FIDEURAM ITALIA	51.640	51.640
1480	FIN PRIV SRL	14.340.218	14.340.218
808	FINANCIERE DU PERGUET	18.769.815	18.769.815
566	FINELDO S.R.L.	2.043.720	2.043.720
1481	FINPROG ITALIA S.P.A.	1.873.621	1.873.621
125	FINPROG ITALIA S.P.A.	2.563.846	2.563.846
1693	FIRE AND POLICE MEMBERS BENEFIT INVESTMENT FUND	6.907	6.907
1694	FIREFIGHTERS RETIREMENT SYSTEM	32.400	32.400
126	FIRST ASSET MORNINGSTAR INTERNATIONAL VALUE INDEX ETF	212.178	212.178
1695	FLEXIBLE MANAGED PORTFOLIO	1.785	1.785
810	FLEXSHARES MORNINGSTAR DEVELOPED MARKETS EX-US FACTOR TILT INDEX FUND	14.784	14.784
1696	FLORIDA BIRTH RELATED NEUROLOGICAL INJURY COMPENSATION ASSOCIATION	14.827	14.827

Mediobanca S.p.A.

Assemblea ordinaria e straordinaria

28 ottobre 2021

**Esito della votazione sul punto 3.a
dell'ordine del giorno**

SCHEDA NOMINATIVO

	NUMERO DI AZIONI	
	TOTALE	CON DIRITTO DI VOTO
1697 FLORIDA GLOBAL EQUITY FUND LLC	3.995	3.995
1571 FLORIDA LLC	46.838	46.838
1699 FLORIDA RETIREMENT SYSTEM	199.401	199.401
1698 FLORIDA RETIREMENT SYSTEM	348.196	348.196
1702 FLORIDA RETIREMENT SYSTEM TRUST FUND	15.737	15.737
1700 FLORIDA RETIREMENT SYSTEM TRUST FUND	36.644	36.644
1701 FLORIDA RETIREMENT SYSTEM TRUST FUND	68.031	68.031
1703 FLORIDA RETIREMENT SYSTEM TRUST FUND	1.268.955	1.268.955
811 FLORNOY FUND	511.405	511.405
127 FLOURISH INVESTMENT CORPORATION	49.729	49.729
128 FMR CAPITAL INC	346	346
129 FND DE SEGURANCA SOCIAL DE MACAU	19.307	19.307
130 FONDATION LUCIE ET ANDRE CHAGNON	15.700	15.700
629 FONDAZIONE CASSA DI RISPARMIO DI TERNI E NARNI	2.210.000	2.210.000
812 FONDAZIONE ROMA - GLOBAL PASSIVE EQUITIES	1.093	1.093
1541 FONDO SCUOLA ESPERO - CRESCITA AZIONARIO	5.185	5.185
813 FONDS DE RESERVE POUR LES RETRAITES (FRR)	41.220	41.220
814 FONDS DE RESERVE POUR LES RETRAITES (FRR)	69.114	69.114
815 FONDS DE RESERVE POUR LES RETRAITES (FRR)	215.414	215.414
1916 FONDS OBJECTIF CLIMAT ACTIONS1	22.435	22.435
1174 FORD MOTOR COMPANY DEFINED BENEFIT MASTER TRUST.	6.525	6.525
1175 FORD MOTOR COMPANY DEFINED BENEFIT MASTER TRUST.	9.708	9.708
1176 FORD MOTOR COMPANY OF CANADA LIMITED PENSION TRUST	5.612	5.612
816 FORD PENSION UNIVERSAL	1.648	1.648
817 FOREIGN STOCK INDEX MOTHER FUND	22.365	22.365
1177 FOURTH AVENUE INVESTMENT COMPANY	18.655	18.655
818 FOVERUKA PENSION UNIVERSAL	6.089	6.089
819 FRANCE INVESTISSEMENT EURO	96.837	96.837
820 FRANCE PLACEMENT EURO ESG PLUS	364.476	364.476
131 FRANK RUSSELL INVESTMENT CO II PLC	14.000	14.000
133 FRANK RUSSELL INVESTMENT COMPANY PLC	5.767	5.767
132 FRANK RUSSELL INVESTMENT COMPANY PLC	64.975	64.975
134 FRANKLIN FTSE EUROPE EX U.K. INDEX ETF	9.920	9.920
135 FRANKLIN LIBERTYSHARES ICAV	528	528
1178 FRANKLIN SELECT GLOBAL MULTI-ASSETINCOME FUND	340	340
136 FRANKLIN TEMPLETON ETF TRUST - FRANKLIN FTSE EUROPE ETF	11.832	11.832
137 FRANKLIN TEMPLETON ETF TRUST - FRANKLIN FTSE EUROPE HEDGED ETF	1.023	1.023
138 FRANKLIN TEMPLETON ETF TRUST - FRANKLIN FTSE ITALY ETF	7.068	7.068
139 FREZZOTTI FRANCA	588	588
140 FREZZOTTI GIOVANNI	1.694	1.694
821 FUNDACAO CALOUSTE GULBENKIAN	6.956	6.956
1179 FUNDO DE PENSOES.	6.366	6.366
1180 FUTURE FUND BOARD OF GUARDIANS FOR AND ON BEHALF OF FUTURE F.	59.006	59.006
1181 FUTURE FUND BOARD OF GUARDIANS FOR AND ON BEHALF OF THE MEDI.	13.578	13.578
822 G.A.-FUND-B - EURO EQUITIES	232.025	232.025
823 G.A.-FUND-B - SUSTAINABLE WORLD EQUITIES	199.810	199.810
1484 GAVIO BENIAMINO - GAVIO DANIELA	371.642	371.642
1482 GAVIO BENIAMINO GIUSEPPE STEFANO	1.271.642	1.271.642
1485 GAVIO DANIELA	577.500	577.500
1486 GAVIO MARCELLO	332.000	332.000
1182 GBPO - QCF - GLOBAL BALANCED POOL	8.186	8.186

Mediobanca S.p.A.

Assemblea ordinaria e straordinaria

28 ottobre 2021

Esito della votazione sul punto 3.a
dell'ordine del giorno

SCHEDA NOMINATIVO

	NUMERO DI AZIONI	
	TOTALE	CON DIRITTO DI VOTO
824 GEFIP INVEST	115.000	115.000
141 GENERAL ELECTRIC PENSION TRUST	98.344	98.344
1183 GENERAL ORGANISATION FOR SOCIAL INSURANCE	7.137	7.137
1186 GENERAL PENSION AND SOCIAL SECURITY AUTHORITY GPSSA	5.382	5.382
1185 GENERAL PENSION AND SOCIAL SECURITY AUTHORITY GPSSA	13.003	13.003
1184 GENERAL PENSION AND SOCIAL SECURITY AUTHORITY GPSSA	18.060	18.060
1487 GENERALI ITALIA S.P.A.	2.141.244	2.141.244
1572 GEORGIA TECH FOUNDATION INC	139	139
1521 GERANA SICAV-SIF, S.A.	22.107	22.107
825 GESTIELLE PRO ITALIA	180.000	180.000
1488 GILPAR S.P.A.	1.115.300	1.115.300
1187 GLG EUROPEAN LONG-SHORT FUND MAPLES CORPORATE SERVICES LIMIT	1.368	1.368
826 GLOBAL ALPHA TILTS FUND B (ACWILTILTB)	1.407	1.407
1573 GLOBAL ATLANTIC BLACKROCK DISCIPLINED INTERNATIONAL CORE PORTFOLIO	18.323	18.323
1188 GLOBAL BOND FUND WAYCROSSE INC	35.169	35.169
828 GLOBAL EQUITIES ENHANCED INDEX FUND	6.740	6.740
827 GLOBAL EQUITIES ENHANCED INDEX FUND	16.003	16.003
829 GLOBAL EX-U.S. ALPHA TILTS FUND B (ACWITLB)	29.679	29.679
1917 GLOBAL MULTI ASSET KKS	25.157	25.157
1704 GLOBAL PORTFOLIO	87.600	87.600
142 GMAM GROUP PENSION TRUST II	11.568	11.568
143 GMAM INVESTMENT FUNDS TRUST	28.353	28.353
144 GMAM INVESTMENT FUNDS TRUST	53.400	53.400
145 GMO BENCHMARKFREE FUND	77.313	77.313
146 GMO FUNDS PLC GMO GLOBAL EQUITYALLOCATION INVESTMENT FUND	7.432	7.432
147 GMO FUNDS PLC GMO GLOBAL REAL RETURN (UCITS) FUND	47.451	47.451
148 GMO IMPLEMENTATION FUND	166.948	166.948
149 GMO INTERNATIONAL EQUITY FUND	417.710	417.710
150 GMO STRATEGIC OPPORTUNITIES ALLOCATION FUND	9.979	9.979
151 GMO TAXMANAGED INTERNATIONAL EQUITIES FUND	4.523	4.523
1705 GMS ERISA GROUP TRUST	17.200	17.200
1706 GOLDMAN SACHS MARKETBETA INTERNATIONAL EQUITY ETF	14.288	14.288
152 GOLDMAN SACHS TRUST GOLDMAN SACHS GLOBAL MANAGED BETA FUND	3.912	3.912
153 GOLDMAN SACHS TRUST II - GOLDMAN SACHS MULTI-MANAGER ALTERNATIVE	11.698	11.698
154 GOLDMAN SACHS UK RETIREMENT PLAN	9.341	9.341
1708 GOVERNMENT EMPLOYEES PENSION FUND	20.150	20.150
1707 GOVERNMENT EMPLOYEES PENSION FUND	23.745	23.745
1189 GOVERNMENT EMPLOYEES SUPERANNUATION BOARD	10.360	10.360
1192 GOVERNMENT OF NORWAY	579.954	579.954
1190 GOVERNMENT OF NORWAY	1.010.000	1.010.000
1191 GOVERNMENT OF NORWAY	5.333.137	5.333.137
830 GOVERNMENT PENSION INVESTMENT FUND	47.324	47.324
155 GOVERNMENT PENSION INVESTMENT FUND	170.561	170.561
1574 GREAT WEST CORE STRATEGIES INTERNATIONAL EQUITY FUND	6.721	6.721
1575 GREAT WEST CORE STRATEGIES INTERNATIONAL EQUITY FUND	34.000	34.000
1709 GREAT WEST INTERNATIONAL INDEX FUND	40.609	40.609
1576 GREAT WEST INTERNATIONAL VALUE FUND	210.400	210.400
571 GREEN TREE FUND A SERIES OF T	9.498	9.498
1193 GUIDESTONE FUNDS INTERNATIONAL EQUITY INDEX FUND.	21.353	21.353
1194 HAGFORS LIMITED THE R&H TRUST COMPANY LTD	9.029	9.029
1918 HARMO PLACEMENT 2	34.642	34.642

Mediobanca S.p.A.

Assemblea ordinaria e straordinaria

28 ottobre 2021

**Esito della votazione sul punto 3.a
dell'ordine del giorno**

SCHEDA NOMINATIVO

	NUMERO DI AZIONI	
	TOTALE	CON DIRITTO DI VOTO
1919 HARMONIE ALLOCATION	32.124	32.124
1920 HARMONIE EQUILIBRE	66.401	66.401
1577 HARRIS UNIT 1 QUALIFIED NUCLEAR DECOMMISSIONING FUND	2.843	2.843
834 HARTFORD ACCIDENT AND INDEMNITY COMPANY	1.832	1.832
157 HARTFORD SCHRODERS INTERNATIONAL MULTI-CAP VALUE FUND	355.253	355.253
1195 HASLAM FAMILY INVESTMENT PARTNERSHI	1.822	1.822
158 HC CAPITAL TRUST - THE ESG GROWTH PORTFOLIO	1.412	1.412
159 HC CAPITAL TRUST- THE CATHOLIC SRI GROWTH PORTFOLIO	356	356
160 HC CAPITAL TRUST- THE INSTITUTIONAL INTERNATIONAL EQUITY PORTFOL	32.957	32.957
161 HC CAPITAL TRUST- THE INTERNATIONAL EQUITY PORTFOLIO	187.061	187.061
837 HI MANPT FONDS	41.787	41.787
1199 HONG KONG SAR GOVERNMENT EXCHANGE FUND.	5.572	5.572
1198 HONG KONG SAR GOVERNMENT EXCHANGE FUND.	10.286	10.286
1197 HONG KONG SAR GOVERNMENT EXCHANGE FUND.	87.939	87.939
1196 HONG KONG SAR GOVERNMENT EXCHANGE FUND.	508.629	508.629
1202 HRW TESTAMENTARY TRUST NO 1.	4.526	4.526
1203 HRW TESTAMENTARY TRUST NO 2.	2.284	2.284
1204 HRW TESTAMENTARY TRUST NO 3.	2.820	2.820
1205 HRW TESTAMENTARY TRUST NO 4.	1.718	1.718
1206 HRW TESTAMENTARY TRUST NO 5.	1.764	1.764
1207 HRW TESTAMENTARY TRUST NO 6.	4.620	4.620
1208 HRW TESTAMENTARY TRUST NO. 10.	2.903	2.903
1209 HRW TESTAMENTARY TRUST NO. 11.	5.561	5.561
1210 HRW TESTAMENTARY TRUST NO. 12.	4.952	4.952
1211 HRW TESTAMENTARY TRUST NO. 7.	3.795	3.795
1212 HRW TESTAMENTARY TRUST NO. 8.	3.924	3.924
1213 HRW TESTAMENTARY TRUST NO. 9.	2.903	2.903
1214 HRW TRUST NO 1 UAD 01/17/03.	6.490	6.490
1215 HRW TRUST NO 2 UAD 01/17/03.	1.222	1.222
1216 HRW TRUST NO 3 UAD 01/17/03.	1.483	1.483
1217 HRW TRUST NO 4 UAD 01/17/03..	1.483	1.483
162 HSBC BANK SSB AUT EU SCREEN EX CONTROVERSIES CW INDEX EQ FND	466.737	466.737
838 HSBC ETF'S PLC	7.560	7.560
840 HSBC ETF'S PLC	9.152	9.152
839 HSBC ETF'S PLC	14.517	14.517
841 HSBC ETF'S PLC - HSBC MSCI EUROPE CLIMATE PARIS ALIGNED UCITS ETF	3.678	3.678
842 HSBC ETF'S PUBLIC LIMITED COMPANY	323	323
843 HSBC EUROPEAN INDEX FUND	293.587	293.587
844 HSBC INDEX TRACKER INVESTMENT FUNDS ICVC	38.413	38.413
845 HSBC LIFE (INTERNATIONAL) LIMITED	1.837	1.837
848 HSBC LIFE (INTERNATIONAL) LIMITED	3.136	3.136
846 HSBC LIFE (INTERNATIONAL) LIMITED	8.230	8.230
847 HSBC LIFE (INTERNATIONAL) LIMITED	10.540	10.540
1710 IA CLARINGTON GLOBAL VALUE FUND	5.044	5.044
163 IBM 401(K) PLUS PLAN TRUST	104.942	104.942
1218 IBM DIVERSIFIED GLOBAL EQUITY FUND	12.731	12.731
849 IBM PERSONAL PENSION PLAN TRUST	5.048	5.048
164 IBM RETIREMENT PLAN	2.736	2.736
1921 ICARE	11.786	11.786
850 IF IST2 EUROPE INDEX	26.614	26.614
851 IFM GLOBAL INDEXED EQUITIES FUND	1.730	1.730

Mediobanca S.p.A.

Assemblea ordinaria e straordinaria

28 ottobre 2021

**Esito della votazione sul punto 3.a
dell'ordine del giorno**

SCHEDA NOMINATIVO

	NUMERO DI AZIONI	
	TOTALE	CON DIRITTO DI VOTO
166 IG MACKENZIE EUROPEAN MID-CAP EQUITY FUND	155.001	155.001
165 IG MACKENZIE EUROPEAN MID-CAP EQUITY FUND	881.316	881.316
852 II	265.000	265.000
1219 ILA - RAFIMF	2.845	2.845
1220 ILA-A-FTSEDW	33.439	33.439
1221 ILA-LA WORLD ESG SCREENED FUND	13.214	13.214
1578 IMCO GLOBAL PUBLIC EQUITY LP	28.078	28.078
169 IMPERIAL INTERNATIONAL EQUITY POOL	7.768	7.768
168 IMPERIAL INTERNATIONAL EQUITY POOL	17.533	17.533
167 IMPERIAL INTERNATIONAL EQUITY POOL	615.033	615.033
170 IMPERIAL OVERSEAS EQUITY POOL	28.152	28.152
1869 INDEXIQ FACTORS SUSTAIN EMU EQUITY	6.455	6.455
1870 INDEXIQ FACTORS SUSTAIN EU EQUITY	62.729	62.729
1711 INDIANA PUBLIC RETIREMENT SYSTEM	13.490	13.490
1922 INDOSUEZ EURO PATRIMOINE	92.000	92.000
1713 INDUSTRIAL ALLIANCE INSURANCE AND FINANCIAL SERVICES INC	1.734	1.734
1714 INDUSTRIAL ALLIANCE INSURANCE AND FINANCIAL SERVICES INC	10.195	10.195
1712 INDUSTRIAL ALLIANCE INSURANCE AND FINANCIAL SERVICES INC	26.857	26.857
853 ING DIRECT SICAV	42.665	42.665
172 INSTITUTIONAL RETIREMENT TRUST	2.291	2.291
171 INSTITUTIONAL RETIREMENT TRUST	20.425	20.425
855 INTECH GLOBAL ALL COUNTRY ENHANCED INDEX FUND LLC	1.111	1.111
1222 INTER AMERICAN DEVELOPMENT BANK STAFF RETIREMENT FUND	54.812	54.812
1223 INTER AMERICAN DEVELOPMENT BANK STAFF RETIREMENT FUND	79.349	79.349
1225 INTER-AMERICAN DEVELOPMENT BANK	25.047	25.047
1224 INTER-AMERICAN DEVELOPMENT BANK	36.131	36.131
856 INTERNATIONAL ALPHA TILTS FUND B (INTLTB)	88.378	88.378
173 INTERNATIONAL EQUITIES SECTOR TRUST	990	990
1226 INTERNATIONAL EQUITY FUND LLC	8.634	8.634
1718 INTERNATIONAL EQUITY INDEX FUND	43.172	43.172
1227 INTERNATIONAL EXPATRIATE BENEFIT MASTER TRUST	2.076	2.076
177 INTERNATIONAL MONETARY FUND	8.537	8.537
176 INTERNATIONAL MONETARY FUND	8.608	8.608
175 INTERNATIONAL MONETARY FUND	9.829	9.829
174 INTERNATIONAL MONETARY FUND	12.476	12.476
1228 INTERNATIONAL MONETARY FUND RETIRED STAFF BENEFITS INVESTMENT ACCOUNT	374	374
1231 INTERNATIONAL MONETARY FUND STAFF RETIREMENT PLAN 700	1.405	1.405
1230 INTERNATIONAL MONETARY FUND STAFF RETIREMENT PLAN 700	23.160	23.160
1229 INTERNATIONAL MONETARY FUND STAFF RETIREMENT PLAN 700	95.894	95.894
1719 INTERNATIONAL SMALL CO FUND	616.317	616.317
178 INTERNATIONAL TILTS MASTER PORTFOLIO OF MASTER INVESTMENT PORTFO	82.166	82.166
179 INV SOLUTIONS FUNDS ICVC FUNDAMENTAL INDEX GLOBAL EQUITY FUND	99.134	99.134
857 INV. DANSKE INVEST EUROPA INDEKS BNP	7.337	7.337
858 INV. DANSKE INVEST EUROPA INDEKS KL	17.278	17.278
859 INV. DANSKE INVEST GLOBAL INDEKS KL	14.457	14.457
860 INV. DANSKE INVEST, GLOBAL INDEKS - AKKUMULERENDE KL	2.266	2.266
861 INVERSABADELL 10, FI	2.941	2.941
862 INVERSABADELL 25, FI	51.280	51.280
863 INVERSABADELL 50, FI	22.669	22.669
864 INVERSABADELL 70, FI	9.272	9.272
1720 INVESCO FTSE RAFI DEVELOPED MARKETS EX U S ETF	74.656	74.656

Mediobanca S.p.A.

Assemblea ordinaria e straordinaria

28 ottobre 2021

**Esito della votazione sul punto 3.a
dell'ordine del giorno**

SCHEDA NOMINATIVO

	NUMERO DI AZIONI	
	TOTALE	CON DIRITTO DI VOTO
1721 INVESCO FTSE RAFI EMERGING MARKETS UCITS ETF	47.031	47.031
180 INVESCO GLOBAL LOW VOLATILITY EQUITY YIELD FUND	1.139	1.139
1722 INVESCO INTERNATIONAL DEVELOPED DYNAMIC MUTLIFACTOR ETF	25.544	25.544
1723 INVESCO MARKETS II PLC	107	107
1724 INVESCO MARKETS II PLC	211	211
1579 INVESCO MARKETS II PLC	1.135	1.135
1580 INVESCO MARKETS II PLC	7.813	7.813
1726 INVESCO MARKETS III PLC	821	821
1725 INVESCO MARKETS III PLC	847	847
1727 INVESCO PERPETUAL GLOBAL FINANCIAL CAPITAL FUND	32.500	32.500
1728 INVESCO PUREBETA FTSE DEVELOPED EX NORTH AMERICA ETF	313	313
1729 INVESCO S AND P EUROPE 350 EQUAL WEIGHT INDEX ETF	648	648
1730 INVESTERINGSFORENINGEN LAEGERNES INVEST LI AKTIER GLOBALE	3.785	3.785
1923 IP ACTIONS EURO	20.507	20.507
867 IPAC SPECIALIST INVESTMENT STRATEGIES - INTERNATIONAL SHARE STRATEGY NO.1	2.833	2.833
181 IPC MULTI-FACTOR INTERNATIONAL EQUITY	32.285	32.285
182 IPROFILE INTERNATIONAL EQUITY PRIVATE POOL	162.306	162.306
1732 IQ 50 PERCENT HEDGED FTSE INTERNATIONAL ETF	18.136	18.136
1733 IQ CANDRIAM ESG INTERNATIONAL EQUITY ETF	11.205	11.205
573 IRCEC CASSETTE DIVERSIFIE	74.805	74.805
1734 IRISH AIRLINES PILOTS SUPERANNUATION SCHEME	3.343	3.343
1232 IRISH LIFE ASSURANCE PLC	561	561
1233 IRISH LIFE ASSURANCE PLC	8.180	8.180
1236 IRISH LIFE ASSURANCE PLC	13.894	13.894
1237 IRISH LIFE ASSURANCE PLC	16.960	16.960
1234 IRISH LIFE ASSURANCE PLC	33.345	33.345
1238 IRISH LIFE ASSURANCE PLC	77.675	77.675
1235 IRISH LIFE ASSURANCE PLC	115.176	115.176
1239 IRISH LIFE ASSURANCE.	76.721	76.721
1240 IRR K LLC	13.269	13.269
868 ISHARES ALL-COUNTRY EQUITY INDEX FUND	2.349	2.349
183 ISHARES CORE MSCI EAFE ETF	3.130.373	3.130.373
184 ISHARES CORE MSCI EUROPE ETF	256.657	256.657
185 ISHARES CORE MSCI INTERNATIONALDEVELOPED MARKETS ETF	202.576	202.576
186 ISHARES CORE MSCI TOTAL INTERNATIONAL STOCK ETF	626.527	626.527
187 ISHARES EDGE MSCI INTL MOMENTUMFACTOR ETF	67.749	67.749
188 ISHARES EDGE MSCI INTL SIZE FACTOR ETF	1.980	1.980
189 ISHARES EDGE MSCI INTL VALUE FACTOR ETF	81.886	81.886
190 ISHARES EURO STOXX UCITS ETF (DE)	259.845	259.845
191 ISHARES EUROPE ETF	139.182	139.182
192 ISHARES GLOBAL FINANCIALS ETF	284.179	284.179
193 ISHARES II PUBLIC LIMITED COMPANY	3.199	3.199
195 ISHARES II PUBLIC LIMITED COMPANY	12.746	12.746
194 ISHARES II PUBLIC LIMITED COMPANY	17.336	17.336
196 ISHARES III PUBLIC LIMITED COMPANY	16.131	16.131
197 ISHARES III PUBLIC LIMITED COMPANY	24.724	24.724
198 ISHARES INTERNATIONAL FUNDAMENTAL INDEX ETF	624	624
202 ISHARES IV PUBLIC LIMITED COMPANY	632	632
208 ISHARES IV PUBLIC LIMITED COMPANY	815	815
207 ISHARES IV PUBLIC LIMITED COMPANY	1.265	1.265
210 ISHARES IV PUBLIC LIMITED COMPANY	1.374	1.374

Mediobanca S.p.A.

Assemblea ordinaria e straordinaria

28 ottobre 2021

Esito della votazione sul punto 3.a
dell'ordine del giorno

SCHEDA NOMINATIVO

	NUMERO DI AZIONI	
	TOTALE	CON DIRITTO DI VOTO
209 ISHARES IV PUBLIC LIMITED COMPANY	2.316	2.316
200 ISHARES IV PUBLIC LIMITED COMPANY	4.000	4.000
199 ISHARES IV PUBLIC LIMITED COMPANY	6.786	6.786
204 ISHARES IV PUBLIC LIMITED COMPANY	6.994	6.994
205 ISHARES IV PUBLIC LIMITED COMPANY	8.224	8.224
203 ISHARES IV PUBLIC LIMITED COMPANY	16.089	16.089
206 ISHARES IV PUBLIC LIMITED COMPANY	24.278	24.278
201 ISHARES IV PUBLIC LIMITED COMPANY	25.645	25.645
211 ISHARES MSCI ACWI ETF	285.923	285.923
212 ISHARES MSCI ACWI EX U.S. ETF	114.971	114.971
213 ISHARES MSCI ACWI LOW CARBON TARGET ETF	22.440	22.440
214 ISHARES MSCI EAFE ETF	2.072.069	2.072.069
215 ISHARES MSCI EAFE INTERNATIONALINDEX FUND	287.821	287.821
216 ISHARES MSCI EAFE VALUE ETF	1.154.060	1.154.060
217 ISHARES MSCI EUROPE FINANCIALS ETF	582.780	582.780
218 ISHARES MSCI EUROZONE ETF	857.010	857.010
219 ISHARES MSCI ITALY ETF	1.001.805	1.001.805
220 ISHARES MSCI KOKUSAI ETF	2.453	2.453
221 ISHARES MSCI WORLD ETF	24.155	24.155
222 ISHARES PUBLIC LIMITED COMPANY	564	564
224 ISHARES PUBLIC LIMITED COMPANY	2.854	2.854
223 ISHARES PUBLIC LIMITED COMPANY	5.833	5.833
225 ISHARES PUBLIC LIMITED COMPANY	31.423	31.423
226 ISHARES STOXX EUROPE 600 FINANCIAL SERVICES UCITS ETF DE	134.632	134.632
227 ISHARES STOXX EUROPE 600 UCITS ETF (DE)	386.311	386.311
228 ISHARES STOXX EUROPE MID 200 UCITS ETF (DE)	220.262	220.262
231 ISHARES V PUBLIC LIMITED COMPANY	158	158
230 ISHARES V PUBLIC LIMITED COMPANY	1.562	1.562
229 ISHARES V PUBLIC LIMITED COMPANY	3.402	3.402
232 ISHARES VI PUBLIC LIMITED COMPANY	132	132
233 ISHARES VI PUBLIC LIMITED COMPANY	1.458	1.458
234 ISHARES VI PUBLIC LIMITED COMPANY	21.269	21.269
235 ISHARES VII PLC	440	440
238 ISHARES VII PLC	1.354	1.354
239 ISHARES VII PLC	4.531	4.531
236 ISHARES VII PLC	28.293	28.293
237 ISHARES VII PLC	52.145	52.145
869 ISHARES WHOLESale INTERNATIONAL EQUITY INDEX FUND	54.300	54.300
870 ISHARES WHOLESale SCREENED INTERNATIONAL EQUITY INDEX FUND	4.169	4.169
240 ISHARES WORLD EX SWITZERLAND EQUITY INDEX FUND II (CH)	6.110	6.110
242 ISHARES WORLD EX SWITZERLAND ESG EQUITY INDEX FUND (CH)	5.353	5.353
241 ISHARES WORLD EX SWITZERLAND ESG EQUITY INDEX FUND (CH)	11.566	11.566
1536 ISTITUTO FINANZIARIO 2012 SPA	24.300.000	24.300.000
1581 IVY PROSHARES MSCI ACWI INDEX FUND	1.569	1.569
1241 JANA PASSIVE GLOBAL SHARE TRUST	7.043	7.043
871 JANUS HENDERSON INSTITUTIONAL EUROPEAN INDEX OPPORTUNITIES FUND	4.329	4.329
1242 JCW 1987 ARTICLE II DESC TRUST FBO JMW DTD 1/1/2012	187	187
1243 JCW 1987 ARTICLE II DESC TRUST FBOAAP C/O WALTON ENTERPRISES LLC	166	166
1244 JCW 1987 ARTICLE II DESC TRUST FBOTLW	187	187
872 JNL INTERNATIONAL INDEX FUND	110.292	110.292
873 JNL/BLACKROCK ADVANTAGE INTERNATIONAL FUND	17.734	17.734

Mediobanca S.p.A.

Assemblea ordinaria e straordinaria

28 ottobre 2021

**Esito della votazione sul punto 3.a
dell'ordine del giorno**

SCHEDA NOMINATIVO

	NUMERO DI AZIONI	
	TOTALE	CON DIRITTO DI VOTO
243 JNL/DFA INTERNATIONAL CORE EQUITY FUND	6.400	6.400
244 JNL/JPMORGAN GLOBAL ALLOCATION FUND	3.365	3.365
245 JNL/MELLON MSCI WORLD INDEX FUND	5.017	5.017
1582 JOHN D SPEARS GRAT DATED 2 20 09 F B O JULIE L SPEARS	9.300	9.300
1583 JOHN D SPEARS GRAT I 2 20 09	10.000	10.000
1584 JOHN D SPEARS GRAT I DATED 2 20 09 F B O NANA R SPEARS	7.800	7.800
1585 JOHN D SPEARS REVOCABLE TRUST DTD 9 29 2006	74.200	74.200
1735 JOHN DEERE PENSION TRUST	82.900	82.900
1245 JOHN HANCOCK FUNDS II INTERNATIONAL STRATEGIC EQUITY ALLOCATION FUND	33.200	33.200
246 JOHN HANCOCK FUNDS II STRATEGICEQUITY ALLOCATION FUND	62.161	62.161
248 JOHN HANCOCK LIFE AND HEALTH INSURANCE COMPANY	1.547	1.547
247 JOHN HANCOCK LIFE AND HEALTH INSURANCE COMPANY	33.125	33.125
249 JOHN HANCOCK MULTIFACTOR DEVELOPED INTERNATIONAL ETF	55.008	55.008
250 JOHN HANCOCK TRUST COMPANY COLLECTIVE INVESTMENT TRUST	2.146	2.146
1246 JOHN HANCOCK VARIABLE INSURANCE TRUST INTERNATIONAL EQUITY INDEX TRUST.	22.013	22.013
251 JOHN HANCOCK VARIABLE INSURANCETRUST STRAT EQ ALLOCATION TRUST	103.238	103.238
1247 JOSHUA GREEN CORPORATION	8.169	8.169
874 JPM MULTI INCOME FUND	71.368	71.368
875 JPMORGAN ACTIVEBUILDERS INTERNATIONAL EQUITY ETF	1.157	1.157
876 JPMORGAN BETABUILDERS EUROPE ETF	560.897	560.897
877 JPMORGAN BETABUILDERS INTERNATIONAL EQUITY ETF	144.798	144.798
878 JPMORGAN EUROPE STRATEGIC DIVIDEND FUND	10.984	10.984
879 JPMORGAN EUROPEAN INVESTMENT TRUST PLC	98.244	98.244
880 JPMORGAN FUND ICVC - JPM MULTI-ASSET INCOME FUND	11.242	11.242
1524 JPMORGAN FUNDS	1	1
1523 JPMORGAN FUNDS	4.994	4.994
1522 JPMORGAN FUNDS	377.045	377.045
881 JPMORGAN GLOBAL ALLOCATION FUND	6.325	6.325
882 JPMORGAN INCOME BUILDER FUND	297.859	297.859
883 JPMORGAN INSURANCE TRUST INCOME BUILDER PORTFOLIO	2.352	2.352
884 JPMORGAN INTERNATIONAL VALUE FUND	73.297	73.297
1527 JPMORGAN INVESTMENT FUNDS	1	1
1528 JPMORGAN INVESTMENT FUNDS	1	1
1525 JPMORGAN INVESTMENT FUNDS	3.026	3.026
1526 JPMORGAN INVESTMENT FUNDS	4.406	4.406
885 JPMORGAN MULTI BALANCED FUND	4.480	4.480
1248 JTW TRUST NO. 1 UAD 9/19/02.	691	691
1249 JTW TRUST NO. 2 UAD 9/19/02.	3.313	3.313
1250 JTW TRUST NO. 3 UAD 9/19/02.	1.527	1.527
1251 JTW TRUST NO. 4 UAD 9/19/02.	4.361	4.361
1252 JTW TRUST NO. 5 UAD 9/19/02.	888	888
1254 K INVESTMENTS SH LIMITED.	12.720	12.720
1253 K INVESTMENTS SH LIMITED.	67.857	67.857
252 KAISER FOUNDATION HOSPITALS	19.056	19.056
253 KAISER PERMANENTE GROUP TRUST	35.825	35.825
1737 KAPITALFORENINGEN LAEGERNES INVEST KLI AKTIER GLOBALE INDENYKREDIT PORTEFOELJE /	4.367	4.367
886 KAPITALFORENINGEN PENSAM INVEST, PSI 3 GLOBALE AKTIER 3	7.132	7.132
1255 KBI GLOBAL INVESTMENT FUND	36.970	36.970
887 KDI INSTITUTIONAL AFDELING DANICA LINK - INDEKS GLOBALE AKTIER	4.008	4.008
888 KDI INSTITUTIONAL AFDELING DANICA PENSION - AKTIER 4	11.632	11.632
889 KEMPEN EUROPEAN HIGH DIVIDEND FUND N.V	280.807	280.807

Mediobanca S.p.A.

Assemblea ordinaria e straordinaria

28 ottobre 2021

Esito della votazione sul punto 3.a
dell'ordine del giorno

SCHEDA NOMINATIVO

	NUMERO DI AZIONI	
	TOTALE	CON DIRITTO DI VOTO
890 KEMPEN INTERNATIONAL FUNDS-KEMPEN (LUX) EUROPEAN HIGH DIVIDEND FUND	17.100	17.100
1588 KFG BERMUDA LTD	15.590	15.590
574 KOKUSAI EQUITY INDEX FUND	17.036	17.036
1256 KOOKABURRA CHARITABLE REMAINDER TRUST UAD 12/20/05 C. DIANE CHRISTENSEN TTEE	6.849	6.849
1738 KOOKMIN BANK ACTING AS TRUSTEE OF MIRAE ASSET TRIUMPH MULTI FACTO PRIVATELY PLAC	20.000	20.000
891 KREBSHILFE-2-FONDS	100	100
892 KURT M. KROGER, TRUSTEE OF THE KURT M. KROGER TRUST	1.097	1.097
1257 L3HARRIS PENSION MASTER TRUST	203.749	203.749
1739 LAWRENCE LIVERMORE NATIONAL SECURITY LLC AND TRIAD NATIONAL SECURITY LLC DEFINEC	14.845	14.845
1950 LBBW AM INVESTMENTGES. MBH LBBW DIVIDEND	545.000	545.000
1951 LBBW AM INVESTMENTGES. MBH LBBW ZYKLUS S	350.000	350.000
1952 LBBW ASS.MAN. INVESTM.GES. MBH LBBW AM-V	33.750	33.750
1953 LBBW ASS.MAN. INVESTM.GES. MBH, LBBW AM-	200.000	200.000
1954 LBBW ASS.MAN.INVESTM.GES. MBH LBBW AM WV	119.540	119.540
893 LBBW ASSET MANAGEMENT INVESTMENTGESELLSCHAFT MBH	136.603	136.603
1924 LCL ACTIONS EURO CORE+	114.246	114.246
1925 LCL ACTIONS FRANCE CORE PLUS	5.386	5.386
1926 LCL ACTIONS MONDE HORS EUROPE EURO	69.350	69.350
1259 LEGAL & GENERAL AUTHORISED CONTRACTUAL SCHEME	49.112	49.112
1260 LEGAL & GENERAL DEVELOPED MULTI-FACTOR SL FUND LLC	31.968	31.968
1261 LEGAL & GENERAL FUTURE WORLD ESG DEVELOPED INDEX FUND	11.214	11.214
1266 LEGAL AND GENERAL ASSURANCE PENSIONS MANAGEMENT LIMITED	210	210
1269 LEGAL AND GENERAL ASSURANCE PENSIONS MANAGEMENT LIMITED	1.816	1.816
1263 LEGAL AND GENERAL ASSURANCE PENSIONS MANAGEMENT LIMITED	5.100	5.100
1276 LEGAL AND GENERAL ASSURANCE PENSIONS MANAGEMENT LIMITED	5.622	5.622
1279 LEGAL AND GENERAL ASSURANCE PENSIONS MANAGEMENT LIMITED	6.877	6.877
1264 LEGAL AND GENERAL ASSURANCE PENSIONS MANAGEMENT LIMITED	7.643	7.643
1267 LEGAL AND GENERAL ASSURANCE PENSIONS MANAGEMENT LIMITED	9.533	9.533
1270 LEGAL AND GENERAL ASSURANCE PENSIONS MANAGEMENT LIMITED	11.435	11.435
1281 LEGAL AND GENERAL ASSURANCE PENSIONS MANAGEMENT LIMITED	22.951	22.951
1272 LEGAL AND GENERAL ASSURANCE PENSIONS MANAGEMENT LIMITED	23.628	23.628
1273 LEGAL AND GENERAL ASSURANCE PENSIONS MANAGEMENT LIMITED	27.646	27.646
1278 LEGAL AND GENERAL ASSURANCE PENSIONS MANAGEMENT LIMITED	29.264	29.264
1274 LEGAL AND GENERAL ASSURANCE PENSIONS MANAGEMENT LIMITED	32.304	32.304
1282 LEGAL AND GENERAL ASSURANCE PENSIONS MANAGEMENT LIMITED	47.569	47.569
1277 LEGAL AND GENERAL ASSURANCE PENSIONS MANAGEMENT LIMITED	57.140	57.140
1262 LEGAL AND GENERAL ASSURANCE PENSIONS MANAGEMENT LIMITED	86.994	86.994
1268 LEGAL AND GENERAL ASSURANCE PENSIONS MANAGEMENT LIMITED	113.413	113.413
1280 LEGAL AND GENERAL ASSURANCE PENSIONS MANAGEMENT LIMITED	195.432	195.432
1275 LEGAL AND GENERAL ASSURANCE PENSIONS MANAGEMENT LIMITED	272.305	272.305
1265 LEGAL AND GENERAL ASSURANCE PENSIONS MANAGEMENT LIMITED	414.184	414.184
1271 LEGAL AND GENERAL ASSURANCE PENSIONS MANAGEMENT LIMITED	527.487	527.487
1283 LEGAL AND GENERAL ASSURANCE PENSIONS MANAGEMENT LIMITED	1.463.648	1.463.648
1287 LEGAL AND GENERAL CCF	3.733	3.733
1286 LEGAL AND GENERAL CCF	6.017	6.017
1284 LEGAL AND GENERAL CCF	6.832	6.832
1285 LEGAL AND GENERAL CCF	7.530	7.530
1289 LEGAL AND GENERAL COLLECTIVE INVESTMENT TRUST.	661	661
1290 LEGAL AND GENERAL COLLECTIVE INVESTMENT TRUST.	41.070	41.070
1288 LEGAL AND GENERAL COLLECTIVE INVESTMENT TRUST.	107.902	107.902
1291 LEGAL AND GENERAL EUROPEAN INDEX TRUST	376.660	376.660

Mediobanca S.p.A.

Assemblea ordinaria e straordinaria

28 ottobre 2021

Esito della votazione sul punto 3.a
dell'ordine del giorno

SCHEDA NOMINATIVO

	NUMERO DI AZIONI	
	TOTALE	CON DIRITTO DI VOTO
1292 LEGAL AND GENERAL GLOBAL EQUITY INDEX FUND	4.307	4.307
1294 LEGAL AND GENERAL ICAV	56	56
1293 LEGAL AND GENERAL ICAV	521	521
1295 LEGAL AND GENERAL INTERNATIONAL INDEX TRUST	58.932	58.932
1296 LEGAL AND GENERAL INVESTMENT MANAGEMENT	21.364	21.364
1297 LEGAL AND GENERAL MSCI EAFE FUND LLC	44.706	44.706
1298 LEGAL AND GENERAL MSCI EAFE SL FUND LLC	23.326	23.326
1589 LEGAL AND GENERAL UCITS ETF PLC	559	559
1590 LEGAL AND GENERAL UCITS ETF PLC	11.817	11.817
1740 LEGAL AND GENERAL UCITS ETF PLC	15.998	15.998
1741 LEGAL AND GENERAL UCITS ETF PLC	23.260	23.260
1299 LGIASUPER	155.527	155.527
577 LIF-LYXOR MSCI WORLD CATHOL PR	2.884	2.884
1302 LOCKHEED MARTIN CORPORATION MASTER RETIREMENT TRUST.	302	302
1871 LOF TARGETNETZERO EUROPE EQUITY	225	225
894 LOMBARD ODIER FUNDS (SWITZERLAND) SA "I3D, FIGO OU CIFOP"	83.544	83.544
1303 LORD MAYOR'S CHARITABLE FOUNDATION	724	724
1304 LOS ANGELES CITY EMPLOYEES RETIREMENT SYSTEM	20.511	20.511
254 LOS ANGELES COUNTY EMPLOYEES RETIREMENT ASSOCIATI	2.838	2.838
1742 LOUISIANA STATE EMPLOYEES RETIREMENT SYSTEM	1	1
895 LSV GLOBAL VALUE FUND	13.100	13.100
1305 LSV INTERNATIONAL (AC) VALUE EQUITY FUND LP	487.200	487.200
1306 LSV INTERNATIONAL VALUE EQUITY TRUST	348.200	348.200
1307 LTW INVESTMENTS LLC	40.890	40.890
1872 LUX IM BLACKROCK GLOBAL EQUITY DIVIDEND	108.972	108.972
255 LVIP DIMENSIONAL INTERNATIONAL CORE EQUITY FUND	27.877	27.877
256 LVIP SSGA INTERNATIONAL INDEX FUND	101.836	101.836
896 LVUI EQUITY EUROPE	77.993	77.993
897 LVUI EQUITY WORLD EX EUROPE	3.232	3.232
579 LYX IND FD-LYXOR CORE EURO STO	46.518	46.518
580 LYX IND FD-LYXOR CORE STOXX EU	188.997	188.997
581 LYXINDEX FUND - LYXOR MSCI EMU	91.893	91.893
898 LYXOR 1 STOXX EUROPE 600 UCITS ETF	3.050	3.050
582 LYXOR CORE MSCI WORLD (DR) UCI	15.325	15.325
583 LYXOR FTSE MIB UCITS ETF	1.220.037	1.220.037
584 LYXOR MSCI EUROPE UCITS ETF	59.241	59.241
257 M INTERNATIONAL EQUITY FUND	7.518	7.518
899 M&G (LUX) INVESTMENT FUNDS 2 FCP - M&G (LUX) EUROPE EX UK INDEX FUND	21.819	21.819
258 MACKENZIE INTERNATIONAL EQUITY INDEX ETF	815	815
259 MACKENZIE MAX DIVERSIFICATION DEVELOPED EUR INDEX ETF	601	601
900 MACQUARIE INTERNATIONAL EQUITIES FUND	10.227	10.227
901 MACQUARIE MULTI-FACTOR FUND	51.789	51.789
902 MAIN I - UNIVERSAL - FONDS	13.775	13.775
903 MAIN I - UNIVERSAL - FONDS	102.861	102.861
585 MAIS S.P.A.	180.000	180.000
1489 MAIS S.P.A.	1.432.080	1.432.080
1490 MAIS S.P.A.	1.911.315	1.911.315
260 MAJOR LEAGUE BASEBALL PLAYERS PENSION PLAN	80.800	80.800
1743 MAN GLG EUROPEAN EQUITY ALTERNATIVE	4.673	4.673
1309 MAN INSIGHT LIMITED	88	88
1308 MAN INSIGHT LIMITED	844	844

Mediobanca S.p.A.

Assemblea ordinaria e straordinaria

28 ottobre 2021

Esito della votazione sul punto 3.a
dell'ordine del giorno

SCHEDA NOMINATIVO

	NUMERO DI AZIONI	
	TOTALE	CON DIRITTO DI VOTO
1310 MAN MULTI-STRATEGY MASTER FUND MAPLES CORPORATE SERVICES LIMITES	655	655
261 MANAGED INVESTMENT FUNDS ICVCINTERNATIONAL EQUITY TRACKER FUND	2.569	2.569
265 MANAGED PENSION FUNDS LIMITED	2.922	2.922
264 MANAGED PENSION FUNDS LIMITED	60.437	60.437
263 MANAGED PENSION FUNDS LIMITED	78.275	78.275
262 MANAGED PENSION FUNDS LIMITED	249.489	249.489
1537 MANTEGNA 87 S.R.L.	900.000	900.000
267 MANULIFE INVESTMENT MANAGEMENT INTERNATIONAL EQUITY INDEX POOLED FUND	22.814	22.814
1591 MANULIFE MULTIFACTOR DEVELOPED INTERNATIONAL INDEX ETF	46.917	46.917
1744 MANVILLE PERSONAL INJURY SETTLEMENT TRUST	3.064	3.064
1592 MARANIC II LLC	7.731	7.731
269 MARIGOLD TACTICAL STRATEGIES LTD	2.846	2.846
1311 MARSH AND MCLENNAN MASTER RETIREMENT TRUST	138.900	138.900
271 MARYLAND STATE RETIREMENT PENSION SYSTEM	1	1
273 MARYLAND STATE RETIREMENT PENSION SYSTEM	33.246	33.246
272 MARYLAND STATE RETIREMENT PENSION SYSTEM	156.882	156.882
274 MASSACHUSETTS BAY TRANSPORTATION AUTHORITY RETIREMENT FUND	17.181	17.181
275 MATB MSCI KOKUSAI INDEX MOTHER FUND	8.246	8.246
276 MD INTERNATIONAL VALUE FUND	22.100	22.100
277 MDPIM INTERNATIONAL EQUITY INDEX POOL	30.955	30.955
278 MDPIM INTERNATIONAL EQUITY POOL	122.300	122.300
904 MEDIA SUPER	18.366	18.366
1491 MEDIOLANUM VITA S.P.A.	6.450.398	6.450.398
279 MERCER DIOCESE OF BROOKLYN GROWTH STRATEGY	51.604	51.604
280 MERCER DIOCESE OF BROOKLYN LAY PENSION INVESTMENT TRUST	28.366	28.366
281 MERCER FFTC NONUS EQUITY INVESTMENT PORTFOLIO LLC	19.300	19.300
282 MERCER INTERNATIONAL EQUITY FUND	15.400	15.400
283 MERCER NONUS CORE EQUITY FUND	291.800	291.800
1312 MERCER PASSIVE INTERNATIONAL SHARES FUND	3.633	3.633
1313 MERCER PRIVATE WEALTH INTERNATIONAL FOCUSED EQUITY POOL	11.447	11.447
290 MERCER QIF CCF	6.815	6.815
289 MERCER QIF CCF	9.826	9.826
288 MERCER QIF CCF	11.660	11.660
285 MERCER QIF CCF	21.470	21.470
284 MERCER QIF CCF	27.458	27.458
287 MERCER QIF CCF	105.526	105.526
291 MERCER UCITS COMMON CONTRACTUALFUND	25.051	25.051
907 MERCER UNHEDGED OVERSEAS SHARES TRUST	1.944	1.944
905 MERCER UNHEDGED OVERSEAS SHARES TRUST	5.187	5.187
906 MERCER UNHEDGED OVERSEAS SHARES TRUST	5.975	5.975
1314 MERCY INVESTMENT SERVICES INC	1	1
1540 MEREGALLI MAURO	3.003	3.003
1745 METROPOLITAN LIFE INSURANCE COMPANY	8.105	8.105
1746 METROPOLITAN LIFE INSURANCE COMPANY	24.652	24.652
293 MG INVESTMENT FUNDS (1) MG EUROPEAN INDEX TRACKER FUND	7.809	7.809
1927 MGEN ACTION	88.926	88.926
294 MGI FUNDS PLC	30.869	30.869
1315 MICHIGAN CATHOLIC CONFERENCE MASTER PENSION TRUST	464	464
295 MICROSOFT CORPORATION SAVINGS PLUS 401(K) PLAN	26.442	26.442
1748 MIDDELTOWN WORKS HOURLY AND SALARIED UNION RETIREES HEALTHCARE FUND	4.006	4.006
908 MINE SUPERANNUATION FUND	4.743	4.743

Mediobanca S.p.A.

Assemblea ordinaria e straordinaria

28 ottobre 2021

**Esito della votazione sul punto 3.a
dell'ordine del giorno**

SCHEDA NOMINATIVO

	NUMERO DI AZIONI	
	TOTALE	CON DIRITTO DI VOTO
1492 MINOZZI ROMANO	929.100	929.100
1319 MLC INVESTMENTS, MLC LIMITED	8.957	8.957
1318 MLC INVESTMENTS, MLC LIMITED	33.006	33.006
1317 MLC INVESTMENTS, MLC LIMITED	167.367	167.367
296 MM MSCI EAFE INTERNATIONAL INDEX FUND	7.537	7.537
1593 MONETARY AUTHORITY OF MACAO	16.622	16.622
297 MONETARY AUTHORITY OF SINGAPORE	11.123	11.123
298 MORGAN STANLEY INSTITUTIONAL FUND TRUST - GLOBAL STRATEGIST PORTFOLIO	3.135	3.135
1529 MORGAN STANLEY INVESTMENT FUNDS	53	53
593 MORGAN STANLEY PATHWAY FUNDS	12.499	12.499
299 MORGAN STANLEY VARIABLE INSURANCE FUND, INC. GLOBAL STRATEGIST PORTFOLIO	390	390
911 MSCI ACWI EX-U.S. IMI INDEX FUND B2	40.401	40.401
912 MSCI EQUITY INDEX FUND B - ITALY (MSITB)	297.303	297.303
913 MSCI EUROPE EQUITY INDEX FUND B (EUROSECB)	124.406	124.406
1320 MUGUET VENTURES LLC	1.384	1.384
594 MUL-LYX FTSE IT ALL CAP PIR 2	16.432	16.432
595 MUL-LYX NET ZERO 2050 SP EUROP	9.080	9.080
596 MUL-LYX NET ZERO 2050 SP WORLD	2.905	2.905
597 MUL-LYX NET ZERO 50 SP EUROZ C	251.837	251.837
598 MUL-LYXOR MSCI WORLD CLIMATE C	2.295	2.295
300 MULTI STYLE MULTI MANAGER FUNDSPLC	132.534	132.534
599 MULTI UNITS LUX-LYXOR CORE MSC	41.818	41.818
1321 MUNICIPAL EMPLOYEES' ANNUITY AND BENEFIT FUND OF CHICAGO	1.902	1.902
914 MY-AMD GLOBAL MULTI ASSET FUND	5.589	5.589
1322 NATIONAL COUNCIL FOR SOCIAL SEC FUND	5.055	5.055
1323 NATIONAL COUNCIL FOR SOCIAL SECURITY FUND PRC	8.360	8.360
1749 NATIONAL ELEVATOR INDUSTRY PENSION PLAN	131.600	131.600
1594 NATIONAL FUNERAL TRUST	2.859	2.859
915 NATIONWIDE INTERNATIONAL INDEX FUND	46.974	46.974
302 NATWEST ST JAMES'S PLACE BALANCED MANAGED UNIT TRUST	670.355	670.355
303 NATWEST ST JAMES'S PLACE GLOBALEQUITY UNIT TRUST	399.545	399.545
1324 NATWEST TRUSTEE AND DEPOSITARY SERVICES LIMITED AS TRUSTEE O	6.216	6.216
304 NATWEST TRUSTEE AND DEPOSITARY SERVICES LIMITED AS TRUSTEE OF ST. JAMES'S PLACE S	20.997	20.997
1325 NBIMC EAFE EQUITY INDEX FUND - CLASS N.	884	884
1326 NBIMC EAFE EQUITY INDEX FUND.	15.149	15.149
1327 NELKE PARTNERSHIP C/O NORTHERN TRUST COMPANY MANAGER	2.366	2.366
305 NEW AIRWAYS PENSION SCHEME	16.209	16.209
916 NEW YORK LIFE INSURANCE & ANNUITY CORPORATION	5.318	5.318
917 NEW YORK STATE COMMON RETIREMENT FUND	3.507	3.507
306 NEW YORK STATE DEFERRED COMPENSATION PLAN	6.563	6.563
307 NEW YORK STATE DEFERRED COMPENSATION PLAN	9.174	9.174
310 NEW YORK STATE TEACHERS RETIREMENT SYSTEM	20.640	20.640
309 NEW YORK STATE TEACHERS RETIREMENT SYSTEM	196.888	196.888
308 NEW YORK STATE TEACHERS RETIREMENT SYSTEM	239.700	239.700
1328 NEW ZEALAND SUPERANNUATION FUND	695	695
1329 NEW ZEALAND SUPERANNUATION FUND	1.106	1.106
1330 NEWBURG NOMINEES LIMITED INVESTORSWHOLESALE GLOBAL EQUITY (INDEX) TRUST	53.005	53.005
1751 NEXTERA ENERGY DUANE ARNOLD LLC	1.404	1.404
1752 NEXTERA ENERGY DUANE ARNOLD LLC QUALIFIED DECOMMISSIONING THE DUANE ARNOLD ENI	820	820
1595 NEXTERA ENERGY POINT BEACH LLC NON QUALIFIED DECOMMISSIONI NT BEACH NUCLEAR PLA	9.142	9.142
919 NFS LIMITED	21.537	21.537

Mediobanca S.p.A.

Assemblea ordinaria e straordinaria

28 ottobre 2021

**Esito della votazione sul punto 3.a
dell'ordine del giorno**

SCHEDA NOMINATIVO

	NUMERO DI AZIONI	
	TOTALE	CON DIRITTO DI VOTO
918 NFS LIMITED	151.900	151.900
1873 NIF I ALLIANZ BERNSTEIN	542.622	542.622
1331 NINE MILE POINT NDT QUALIFIED PARTNERSHIP	4.900	4.900
920 NN (L) INSTITUTIONAL FCP	7.400	7.400
921 NN (L) SICAV	6.300	6.300
1332 NORGES BANK	204.723	204.723
1334 NORTH DAKOTA STATE INVESTMENT BOARD.	19.900	19.900
1333 NORTH DAKOTA STATE INVESTMENT BOARD.	170.287	170.287
1335 NORTHERN FUNDS - INTERNATIONAL EQUITY INDEX FUND	207.130	207.130
1336 NORTHERN TRUST GLOBAL INVESTMENTS COLLECTIVE FUNDS TRUST	140.756	140.756
1337 NORTHERN TRUST GLOBAL INVESTMENTS COLLECTIVE FUNDS TRUST	229.656	229.656
1338 NORTHERN TRUST GLOBAL INVESTMENTS COLLECTIVE FUNDS TRUST	1.070.597	1.070.597
1342 NORTHERN TRUST UCITS COMMON CONTRACTUAL FUND	4.073	4.073
1344 NORTHERN TRUST UCITS COMMON CONTRACTUAL FUND	7.379	7.379
1341 NORTHERN TRUST UCITS COMMON CONTRACTUAL FUND	10.047	10.047
1340 NORTHERN TRUST UCITS COMMON CONTRACTUAL FUND	56.134	56.134
1343 NORTHERN TRUST UCITS COMMON CONTRACTUAL FUND	120.772	120.772
1339 NORTHERN TRUST UCITS COMMON CONTRACTUAL FUND	126.317	126.317
1345 NORTHERN TRUST UCITS FGR FUND	103.413	103.413
311 NORTHROP GRUMMAN CORPORATION VEBA MASTER TRUST I	4.356	4.356
312 NORTHROP GRUMMAN PENSION MASTERTRUST	124.814	124.814
1346 NOVANT HEALTH INC.	32.200	32.200
1347 NS PARTNERS GLOBAL EQUITY FUND.	5.945	5.945
1348 NS PARTNERS INTERNATIONAL EQUITY FUND	40.843	40.843
1753 NSP MINNESOTA PRAIRIE 2 RETAIL QUALIFIED TRUST	4.949	4.949
1754 NSP MINNESOTA PRAIRIE I RETAIL QUALIFIED TRUST	4.008	4.008
1755 NSPMONTICELLO MINNESOTA RETAIL QUALIFIED TRUST	9.348	9.348
1349 NT WORLD GREEN TRANSITION INDEX FUND	583	583
1350 NTGI-QM COMMON DAILY ALL COUNTRY WORLD EX-US INVESTABLE MARKET INDEX FUND - NON	19.291	19.291
1351 NTGI-QM COMMON DAILY EAFE INDEX FUND - LENDING	33.415	33.415
1352 NTGI-QM COMMON DAILY EAFE INDEX FUND - NON LENDING	97.034	97.034
925 NVIT INTERNATIONAL INDEX FUND	72.175	72.175
1353 O'BRIEN FAMILY TRUST OF 2001 UAD 04/10/01 DENNIS O'BRIEN & GLORIA O'BRIEN TTEES	1.917	1.917
600 OFI FINANCIAL INVES-RS EURO EQ	63.105	63.105
1354 OMEGA FFIP LIMITED PARTNERSHIP.	1.859	1.859
926 ONEPATH GLOBAL SHARES - LARGE CAP (UNHEDGED) INDEXPOOL	60.483	60.483
314 ONTARIO POWER GENERATION INC .	61.664	61.664
315 ONTARIO POWER GENERATION INC .	122.568	122.568
316 OPENWORLD PUBLIC LIMITED COMPANY	766	766
1355 OPSEU PENSION PLAN TRUST FUND	46.846	46.846
1356 ORIZABA LP	14.048	14.048
1756 OVERSEAS FUND	24.720	24.720
1357 P3-EQ LLC	3.117	3.117
1757 PACIFIC GAS AND ELECTRIC COMPANY NUCLEAR FACILITIES QUALIFIE	12.265	12.265
1758 PANAGORA GROUP TRUST	6.293	6.293
1759 PENN SERIES DEVELOPED INTERNATIONAL INDEX FUND	3.828	3.828
927 PENSION INTERNATIONAL EQUITY TACTICAL SMART BETA MOTHER FUND	1.311	1.311
1760 PENSION RESERVES INVESTMENT TRUST FUND	112.800	112.800
320 PEOPLE S BANK OF CHINA	11.136	11.136
317 PEOPLE S BANK OF CHINA	94.223	94.223
319 PEOPLE S BANK OF CHINA	115.787	115.787

Mediobanca S.p.A.

Assemblea ordinaria e straordinaria

28 ottobre 2021

**Esito della votazione sul punto 3.a
dell'ordine del giorno**

SCHEDA NOMINATIVO

	NUMERO DI AZIONI	
	TOTALE	CON DIRITTO DI VOTO
321 PEOPLE'S BANK OF CHINA	7.897	7.897
1358 PERMANENT FUND INVESTMENTS LLC	17.113	17.113
929 PERTUBUHAN KESELAMATAN SOSIAL	11.555	11.555
928 PERTUBUHAN KESELAMATAN SOSIAL	21.640	21.640
601 PGIM ETF TRUST - PGIM QMA STRA	8.314	8.314
1761 PGIM QMA INTERNATIONAL DEVELOPED MARKETS INDEX FUND	2.856	2.856
930 PHILADELPHIA GAS WORKS PENSION PLAN	1.661	1.661
931 PICTET - QUEST EUROPE SUSTAINABLE EQUITIES	716.024	716.024
932 PICTET CH - GLOBAL EQUITIES	6.968	6.968
933 PICTET CH INSTITUTIONAL - EUROPEAN EX SWISS EQUITIES TRACKER	3.869	3.869
934 PICTET CH INSTITUTIONAL - EUROPEAN EX SWISS EQUITIES TRACKER	15.410	15.410
935 PICTET CH INSTITUTIONAL - EUROPEAN EX SWISS EQUITIES TRACKER EX SL	25.345	25.345
936 PICTET CH INSTITUTIONAL - WORLD EX SWISS EQUITIES TRACKER	7.441	7.441
937 PICTET CH INSTITUTIONAL - WORLD EX SWISS EQUITIES TRACKER US TE	7.441	7.441
938 PICTET CH INSTITUTIONAL-WORLD EX SWISS EQUITIES TRACKER US TE EX SL	3.745	3.745
939 PICTET-EUROLAND INDEX	49.845	49.845
940 PICTET-EUROPE INDEX	73.256	73.256
941 PIR EQUITY AXA ASSICURAZIONI	60.000	60.000
1359 PLEIADES TRUST	29.039	29.039
1360 POINT72 LONDON INVESTMENTS LTD. C/O WALKERS CORPORATE LIMITED CAYMAN	183.217	183.217
1762 POOL REINSURANCE CO LTD	10.543	10.543
1361 PRAMERICA FLEXIBLE TRILOGY PRAMERICA SGR S.P.A.	4.215	4.215
1362 PRAMERICA SGR S.P.A. PRAMERICA MITO 50 (MULTIASSET ITALIAN OPPORTUNITIES 50)	92.066	92.066
1363 PRAMERICA SICAV - GLOBAL EQUITY	12.833	12.833
1364 PRAMERICA TR MEGATREND II PRAMERICA SGR S.P.A.	4.956	4.956
1365 PRAMERICA TR MEGATREND II PRAMERICA SGR S.P.A.	19.893	19.893
944 PRAXIS INTERNATIONAL INDEX FUND	29.677	29.677
1366 PREMIER MITON EUROPEAN EQUITY INCOME FUND	11.272	11.272
1367 PRESBYTERIAN CHURCH (USA) FOUNDATION	12.906	12.906
945 PREVOYANCE NE FUND PREVOYANCE NE GLOBAL ASSETS CREDIT SUISSE FUNDS AG	5.433	5.433
322 PRINCIPAL EXCHANGE-TRADED FUNDS-PRINCIPAL INTERNATIONAL ADAPTIVE MULTI-FACTOR E1	4.554	4.554
1763 PRINCIPAL FUNDS INC GLOBAL DIVERSIFIED INCOME FUND	173.309	173.309
324 PRINCIPAL GLOBAL INVESTORS COLLECTIVE INVESTMENT TRUST	135.474	135.474
323 PRINCIPAL GLOBAL INVESTORS COLLECTIVE INVESTMENT TRUST	5.136.501	5.136.501
325 PRINCIPAL INTERNATIONAL MULTIFACTOR ETF	4.729	4.729
327 PRINCIPAL LIFE INSURANCE COMPANY	1.106.549	1.106.549
326 PRINCIPAL LIFE INSURANCE COMPANY	2.096.002	2.096.002
1368 PRINCIPAL MPF EUROPEAN EQUITY FUND	95.315	95.315
1370 PRINCIPAL TRUST COMPANY ASIA LIMITED	16.463	16.463
1369 PRINCIPAL TRUST COMPANY ASIA LIMITED	328.120	328.120
1764 PRINCIPAL VARIABLE CONTRACTS FUNDS INC DIVERSIFIED INTE	200.279	200.279
1371 PRIVATE CLIENT GLOBAL EQUITY PORTFOLIO	767.672	767.672
1874 PRIVILEGE - JP MORGAN PAN EUROPEAN FLEXIBLE EQUITY	26.743	26.743
1372 PRO-GEN INVESTMENTS LLC	411	411
946 PRUDENTIAL PENSIONS LIMITED	5.262	5.262
947 PRUDENTIAL PENSIONS LIMITED	6.738	6.738
329 PRUDENTIAL RETIREMENT INSURANCE ANNUITY COMPANY	24.981	24.981
328 PRUDENTIAL RETIREMENT INSURANCE ANNUITY COMPANY	52.700	52.700
330 PUBLIC AUTHORITY FOR SOCIAL INSURANCE	4.020	4.020
1765 PUBLIC EMPLOYEE RETIREMENT SYSTEM OF IDAHO	28.686	28.686
1373 PUBLIC EMPLOYEES RETIREMENT ASSOCIATION OF COLORADO	159.524	159.524

Mediobanca S.p.A.

Assemblea ordinaria e straordinaria

28 ottobre 2021

**Esito della votazione sul punto 3.a
dell'ordine del giorno**

SCHEDA NOMINATIVO

	NUMERO DI AZIONI	
	TOTALE	CON DIRITTO DI VOTO
1767 PUBLIC EMPLOYEES RETIREMENT ASSOCIATION OF NEW MEXICO	1	1
1766 PUBLIC EMPLOYEES RETIREMENT ASSOCIATION OF NEW MEXICO	199	199
1768 PUBLIC EMPLOYEES RETIREMENT SYSTEM OF MISSISSIPPI	1	1
1770 PUBLIC EMPLOYEES RETIREMENT SYSTEM OF MISSISSIPPI	2.003	2.003
1769 PUBLIC EMPLOYEES RETIREMENT SYSTEM OF MISSISSIPPI	175.928	175.928
1771 PUBLIC EMPLOYEES RETIREMENT SYSTEM OF NEVADA	164.819	164.819
1772 PUBLIC EMPLOYEES RETIREMENT SYSTEM OF NEVADA	169.230	169.230
1597 PUBLIC EMPLOYEES RETIREMENT SYSTEM OF OHIO	36.778	36.778
1598 PUBLIC EMPLOYEES RETIREMENT SYSTEM OF OHIO	46.627	46.627
1596 PUBLIC EMPLOYEES RETIREMENT SYSTEM OF OHIO	411.700	411.700
948 PUTM AUTHORISED CONTRACTUAL SCHEME - PUTM ACS EUROPEAN EX UK FUND	1.359.190	1.359.190
949 PUTM EUROPEAN UNIT TRUST	20.136	20.136
1377 QIC INTERNATIONAL EQUITIES FUND	4.400	4.400
1376 QIC INTERNATIONAL EQUITIES FUND	11.991	11.991
1378 QIC LISTED EQUITIES FUND	19.948	19.948
1379 QSUPER	14.012	14.012
1773 QUALITY EDUCATION FUND	1.245	1.245
1928 QUERCUS	204.590	204.590
1380 R.E. GINNA NUCLEAR POWER PLANT QUALIFIED FUND	2.500	2.500
1774 RAYTHEON TECHNOLOGIES CORPORATION MASTER RETIREMENT TRUST	19.522	19.522
1381 RBC O'SHAUGHNESSY INTERNATIONAL EQUITY FUND	7.535	7.535
1382 RBC QUANT EAFE EQUITY LEADERS ETF	689	689
1383 RDM LIQUID LLC	24.005	24.005
950 REASSURE LIMITED	3.583	3.583
952 REASSURE LIMITED	16.464	16.464
951 REASSURE LIMITED	213.335	213.335
953 REED ELSEVIER PENSION SCHEME	84.425	84.425
331 REGIME DE RENTES DU MOUVEMENT DESJARDINS	5.276	5.276
332 RENAISSANCE GLOBAL EQUITY PRIVATE POOL	2.966	2.966
333 RENAISSANCE INTERNATIONAL EQUITY PRIVATE POOL	29.396	29.396
334 RETAIL EMPLOYEES SUPERANNUATIONTRUST	21.763	21.763
1775 RETIREMENT BENEFITS INVESTMENT FUND	5.268	5.268
335 RHUMBLINE INTERNATIONAL POOLED INDEX TRUST	12.028	12.028
336 RHUMBLINE LOW CARBON INDEX FUNDLLC	16.579	16.579
1599 ROBINSON UNIT 2 QUALIFIED NUCLEAR DECOMMISSIONING FUND	3.063	3.063
337 ROCHE U.S. RETIREMENT PLANS MASTER TRUST	222.400	222.400
1930 ROPS EURO P	79.423	79.423
1931 ROPS-SMART INDEX EURO	76.211	76.211
1384 ROSEDENE LLC	3.861	3.861
338 ROYAL LONDON ASSET MANAGEMENT BOND FUNDS PLC	20.049	20.049
954 ROYAL LONDON EQUITY FUNDS ICVC	114.561	114.561
955 ROYAL LONDON EQUITY FUNDS ICVC	804.300	804.300
956 ROYAL LONDON GROUP PENSION SCHEME	240	240
4 RUBR. 10019 SERVIZIO ITALIA SPA	10.200.000	10.200.000
339 RUSSELL INVESTMENT COMPANY MULTIFACTOR INTERNATIONAL EQUITY FUND	23.764	23.764
340 RUSSELL INVESTMENT COMPANY TAXMANAGED INTERNATIONAL EQUITY FUND	19.127	19.127
341 RUSSELL INVESTMENTS LOW CARBON GLOBAL SHARES FUND	12.295	12.295
342 RUSSELL INVESTMENTS MULTIASSET FACTOR EXPOSURE FUND	27.252	27.252
343 RUSSELL INVESTMENTS MULTIFACTORINTERNATIONAL EQUITY POOL	3.111	3.111
1385 S. ROBSON WALTON 1999 CHILDRENS TRUST	1.415	1.415
1386 S. ROBSON WALTON 2009 GRAT NO. 4 ARTICLE II TRUST	767	767

Mediobanca S.p.A.

Assemblea ordinaria e straordinaria

28 ottobre 2021

**Esito della votazione sul punto 3.a
dell'ordine del giorno**

SCHEDA NOMINATIVO

	NUMERO DI AZIONI	
	TOTALE	CON DIRITTO DI VOTO
1387 S. ROBSON WALTON 2010 TRUST	3.702	3.702
1493 S.M.I.L. SRL	622.650	622.650
957 SABADELL EUROACCION, FI	97.635	97.635
958 SABADELL EUROPA BOLSA, FI	144.200	144.200
959 SABADELL INVERSION ETICA Y SOLIDARIA, FI	23.433	23.433
960 SABADELL PLANIFICACION 25, FI	13.730	13.730
961 SABADELL PLANIFICACION 50, FI	4.058	4.058
344 SACRAMENTO COUNTY EMPLOYEES RETIREMENT SYSTEM	192.000	192.000
1932 SAKKARAH 7	25.998	25.998
1388 SALIX LLC	19.663	19.663
1389 SAMSUNG GLOBAL CORE EQUITY FUND	1.916	1.916
1600 SAN DIEGO COUNTY EMPLOYEES RETIREMENT ASSOCIATION	5.854	5.854
1390 SANFORD C. BERNSTEIN & CO DBT INTERNATIONAL VALUE	88.447	88.447
1391 SANFORD C. BERNSTEIN AND CO DBT TAX MANAGED INTERNATIONAL BLEND SERIES	32.252	32.252
962 SANLAM UNIVERSAL FUNDS PLC	3.969	3.969
964 SAS TRUSTEE CORPORATION POOLED FUND	16.716	16.716
963 SAS TRUSTEE CORPORATION POOLED FUND	18.522	18.522
1777 SAUDI ARABIAN MONETARY AUTHORITY	1.927	1.927
965 SBC MASTER PENSION TRUST	13.479	13.479
966 SBC MASTER PENSION TRUST	24.844	24.844
1494 SCHEMATRENTATRE S.P.A.	18.625.029	18.625.029
967 SCHRODER INTERNATIONAL MULTI-CAP EQUITY TRUST	361.770	361.770
1531 SCHRODER INTERNATIONAL SELECTION FUND	419.271	419.271
968 SCHWAB FUNDAMENTAL INTERNATIONAL LARGE COMPANY INDEX FUND	44.067	44.067
345 SCHWAB FUNDAMENTAL INTERNATIONAL LARGE COMPANY INDEX ETF	221.395	221.395
346 SCHWAB INTERNATIONAL EQUITY ETF	936.771	936.771
969 SCHWAB INTERNATIONAL INDEX FUND	313.320	313.320
347 SCOTIA INTERNATIONAL EQUITY INDEX TRACKER ETF	5.132	5.132
348 SCOTTISH WIDOWS INVESTMENT SOLUTIONS FUNDS ICVC- EUROPEAN (EX UK) EQUITY FUND	102.671	102.671
1392 SDA INTL EQUITY INDEX FD-WORLD	17.567	17.567
970 SDK K3 FONDS	9.500	9.500
349 SEASONS SERIES TRUST SA MULTI-MANAGED INTERNATIONAL EQUITY PORTF	4.560	4.560
1875 SEEYOND EUROPE MARKET NEUTRAL	1.891	1.891
615 SEI GLOBAL MASTER FUND PLC	7.306	7.306
971 SEI INSTITUTIONAL INVESTMENTS TRUST - WORLD EQUITY EX-US FUND	2.784.930	2.784.930
350 SELFFINANCING POSTSECONDARY EDUCATION FUND	406	406
1778 SEMPRA ENERGY PENSION MASTER TRUST	13.594	13.594
1393 SENTINEL INTERNATIONAL TRUST	7.586	7.586
1495 SERECO RE S.A.	2.861.250	2.861.250
351 SERVICES GROUP OF AMERICA INC	26.036	26.036
1779 SEVENTH SWEDISH NATIONAL PENSION FUND AP7 EQUITY FUND	17.773	17.773
616 SG ACTIONS EURO SELECTION	430.233	430.233
617 SG ACTIONS EURO SMALL CAP	55.438	55.438
618 SG ACTIONS EUROPE LARGE CAP	242	242
619 SG ACTIONS MONDE	19.914	19.914
1601 SHELL CANADA 2007 PENSION PLAN	3.996	3.996
1602 SHELL CANADA 2007 PENSION PLAN 400	3.321	3.321
1781 SHELL PENSION TRUST	8.609	8.609
1780 SHELL PENSION TRUST	14.108	14.108
1782 SHERIFFS PENSION AND RELIEF FUND	34.885	34.885
1394 SHIMODA HOLDINGS LLC	239	239

Mediobanca S.p.A.

Assemblea ordinaria e straordinaria

28 ottobre 2021

Esito della votazione sul punto 3.a
dell'ordine del giorno

SCHEDA NOMINATIVO

	NUMERO DI AZIONI	
	TOTALE	CON DIRITTO DI VOTO
975 SHINKO GLOBAL EQUITY INDEX MOTHER FUND	225	225
976 SICAV GEFIP DYNAMIQUE	309.000	309.000
620 SILVER AMUNDI EURO EQUITY	257.709	257.709
1395 SILVER GROWTH FUND LP	5.154	5.154
978 SINGLE SELECT PLATFORM	212.407	212.407
1496 SINPAR - SOCIETA' DI INVESTIMENTI E PARTECIPAZIONI SPA	3.582.213	3.582.213
979 SIX CIRCLES INTERNATIONAL UNCONSTRAINED EQUITY FUND	113.168	113.168
980 SIX CIRCLES INTERNATIONAL UNCONSTRAINED EQUITY FUND	680.697	680.697
981 SIX CIRCLES MANAGED EQUITY PORTFOLIO INTERNATIONAL UNCONSTRAINED FUND	183.475	183.475
1396 SLW PORTFOLIO LLC	4.076	4.076
352 SMEAD INTERNATIONAL VALUE FUND LP	10.441	10.441
1397 SOCIALLY RESPONSIBLE DEVELOPED MARKETS FUNDAMENTAL INDEX CTF	729	729
622 SOGECAP ACTIONS - MID CAP	914.631	914.631
623 SOGECAP AP LOW CARBON	19.426	19.426
353 SOJECCI II LTEE	12.600	12.600
1785 SOUTHERN CALIFORNIA EDISON COMPANY NUCLEAR FACILITIES QUALI ONING MASTER TRUST	12.600	12.600
1497 SPAFID FIDUCIANTE N. 173500	269.850	269.850
1498 SPAFID FIDUCIANTE N. 178602	63.000	63.000
1503 SPAFID FIDUCIANTE N. 198104	71.596	71.596
1504 SPAFID FIDUCIANTE N. 198109	278.250	278.250
1507 SPAFID FIDUCIANTE N. 223600 - 223700	450.000	450.000
1398 SPARTAN GROUP TRUST FOR EMPLOYEE BENEFIT PLANS.	335.812	335.812
1786 SPARTAN INTERNATIONAL INDEX FUND	1.410.473	1.410.473
354 SPDR MSCI ACWI EXUS ETF	63.948	63.948
355 SPDR MSCI ACWI LOW CARBON TARGET ETF	1.562	1.562
356 SPDR MSCI EAFE FOSSIL FUEL RESERVES FREE ETF	9.551	9.551
357 SPDR MSCI EAFE STRATEGICFACTORSETF	20.001	20.001
358 SPDR MSCI WORLD QUALITY MIX FUND LEVEL 15	190	190
359 SPDR MSCI WORLD STRATEGICFACTORS ETF	987	987
360 SPDR PORTFOLIO DEVELOPED WORLD EXUS ETF	207.410	207.410
361 SPDR PORTFOLIO EUROPE ETF	15.279	15.279
362 SPDR SP WORLD EX AUSTRALIA FUND	2.157	2.157
986 SPP AKTIEFOND EUROPA	60.331	60.331
987 SPP AKTIEFOND GLOBAL	237	237
988 SPP EUROPA PLUS	633	633
989 SPP GENERATION 50-TAL	749	749
1399 SPRINT MASTER TRUST.	5.214	5.214
363 SSB FTSE RAFI DEVELOPED 1000 INDEX NONLENDING COMMON TRUST FUND	8.196	8.196
364 SSB MSCI ACWI EX USA IMI SCREENED NONLENDING COMMON TRUST FUND	10.043	10.043
365 SSB MSCI EUROPE SCREENED INDEX NONLENDING COMMON TRUST FUND	43.719	43.719
366 SSB MSCI ITALY INDEX SECURITIESLENDING COMMON TRUST FUND	515.076	515.076
367 SSGA MSCI ACWI EX-USA INDEX NON-LENDING DAILY TRUST	3.559	3.559
369 SSGA SPDR ETFS EUROPE I PUBLIC LIMITED COMPANY	13.384	13.384
368 SSGA SPDR ETFS EUROPE I PUBLIC LIMITED COMPANY	21.093	21.093
370 SSGA SPDR ETFS EUROPE I PUBLIC LIMITED COMPANY	30.511	30.511
373 SSGA SPDR ETFS EUROPE II PUBLICLIMITED COMPANY	1.222	1.222
371 SSGA SPDR ETFS EUROPE II PUBLICLIMITED COMPANY	1.422	1.422
374 SSGA SPDR ETFS EUROPE II PUBLICLIMITED COMPANY	5.398	5.398
372 SSGA SPDR ETFS EUROPE II PUBLICLIMITED COMPANY	40.993	40.993
375 SST GLOB ADV TAX EXEMPT RETIREMENT PLANS	31.756	31.756
376 SST GLOB ADV TAX EXEMPT RETIREMENT PLANS	71.538	71.538

Mediobanca S.p.A.

Assemblea ordinaria e straordinaria

28 ottobre 2021

**Esito della votazione sul punto 3.a
dell'ordine del giorno**

SCHEDA NOMINATIVO

	NUMERO DI AZIONI	
	TOTALE	CON DIRITTO DI VOTO
377 SST GLOB ADV TAX EXEMPT RETIREMENT PLANS	242.743	242.743
379 SST GLOB ADV TAX EXEMPT RETIREMENT PLANS	914.060	914.060
378 SST GLOB ADV TAX EXEMPT RETIREMENT PLANS	1.090.782	1.090.782
1604 STANDARD BANK OF SOUTH AFRICA LTD	4.987	4.987
1787 STANDARD LIFE INVESTMENTS GLOBAL	25.377	25.377
1400 STANISLAUS COUNTY EMPLOYEES' RETIREMENT ASSOCIATION 832	21.003	21.003
1933 STAR PASTEUR	20.989	20.989
380 STATE OF ALASKA RETIREMENT AND BENEFITS PLANS	118.544	118.544
1401 STATE OF IDAHO ENDOWMENT FUND INVESTMENT BOARD	41.725	41.725
381 STATE OF MINNESOTA	243.476	243.476
382 STATE OF NEW JERSEY COMMON PENSION FUND D	332.096	332.096
990 STATE OF NEW MEXICO STATE INVESTMENT COUNCIL	20.500	20.500
991 STATE OF NEW MEXICO STATE INVESTMENT COUNCIL	32.312	32.312
992 STATE OF NEW MEXICO STATE INVESTMENT COUNCIL	389.100	389.100
1788 STATE OF WISCONSIN INVESTMENT BOARD	1	1
1789 STATE OF WISCONSIN INVESTMENT BOARD	1	1
1790 STATE OF WISCONSIN INVESTMENT BOARD	1	1
1791 STATE OF WISCONSIN INVESTMENT BOARD	1	1
1792 STATE OF WISCONSIN INVESTMENT BOARD	1	1
993 STATE OF WYOMING	28.691	28.691
383 STATE STREET CCF	9.261	9.261
1402 STATE STREET GLOBAL ADVISORS GROSS ROLL UP UNIT TRUST	17.685	17.685
385 STATE STREET GLOBAL ADVISORS LUXEMBOURG SICAV	2.402	2.402
384 STATE STREET GLOBAL ADVISORS LUXEMBOURG SICAV	3.892	3.892
390 STATE STREET GLOBAL ADVISORS LUXEMBOURG SICAV	8.022	8.022
387 STATE STREET GLOBAL ADVISORS LUXEMBOURG SICAV	48.766	48.766
389 STATE STREET GLOBAL ADVISORS LUXEMBOURG SICAV	58.402	58.402
388 STATE STREET GLOBAL ADVISORS LUXEMBOURG SICAV	62.780	62.780
386 STATE STREET GLOBAL ADVISORS LUXEMBOURG SICAV	78.009	78.009
391 STATE STREET GLOBAL ALL CAP EQUITY EXUS INDEX PORTFOLIO	77.174	77.174
392 STATE STREET GLOBAL INDEX PLUS TRUST	3.259	3.259
393 STATE STREET INTERNATIONAL DEVELOPED EQUITY INDEX PORTFOLIO	157.610	157.610
394 STATE STREET INTERNATIONAL EQUITIES INDEX TRUST LEVEL 15	13.838	13.838
396 STATE STREET IRELAND UNIT TRUST	587	587
395 STATE STREET IRELAND UNIT TRUST	7.476	7.476
397 STATE STREET TOTAL RETURN VIS FUND	8.321	8.321
398 STATE STREET WORLD ENHANCED SECURITIES LENDING COMMON TRUST FUND	25.079	25.079
1403 STATE TEACHERS RETIREMENT SYSTEM OF OHIO	1.457.550	1.457.550
994 STELLAR INSURANCE, LTD.	2.611	2.611
995 STERLING CAPITAL BEHAVIORAL INTERNATIONAL EQUITY FUND	67.550	67.550
1404 STEUART L. WALTON FAMILY TRUST UAD 3/19/13	1.446	1.446
1605 STEWARDSHIP FOUNDATION-WYRF4889002	1.119	1.119
1606 STICHTING BEDRIJFSTAKPENSIOENFONDS VOOR DE MEUBELI NDUSTRIE EN MEUBILERINGSBEC	51.086	51.086
1406 STICHTING BEDRIJFSTAKPENSIOENFONDS VOOR HET LEVENSMIDDELENBEDRIJF	20.113	20.113
1408 STICHTING BEDRIJFSTAKPENSIOENFONDS ZORGVERZEKERAARS..	46.390	46.390
1609 STICHTING DEPOSITARY APG DEVELOPED MARKETS EQUITY POOL	31.146	31.146
1607 STICHTING DEPOSITARY APG DEVELOPED MARKETS EQUITY POOL	56.357	56.357
1608 STICHTING DEPOSITARY APG DEVELOPED MARKETS EQUITY POOL	325.572	325.572
1410 STICHTING HEINEKEN PENSIOENFONDS	13.362	13.362
399 STICHTING ING CDC PENSIOENFONDS	9.880	9.880
400 STICHTING NN CDC PENSIOENFONDS	1.730	1.730

Mediobanca S.p.A.

Assemblea ordinaria e straordinaria

28 ottobre 2021

Esito della votazione sul punto 3.a
dell'ordine del giorno

SCHEDA NOMINATIVO

	NUMERO DI AZIONI	
	TOTALE	CON DIRITTO DI VOTO
1411 STICHTING PENSIOENFONDS ING..	54.740	54.740
1610 STICHTING PENSIOENFONDS NOTARIAAT	13.282	13.282
998 STICHTING PENSIOENFONDS PROVISUM	2.658	2.658
1794 STICHTING PENSIOENFONDS RAIL AND OPENBAAR VERVOER	15.489	15.489
1415 STICHTING PENSIOENFONDS SAGITTARIUS	16.543	16.543
1417 STICHTING PGGM DEPOSITARY	184.850	184.850
1416 STICHTING PGGM DEPOSITARY	200.331	200.331
401 STICHTING PHILIPS PENSIOENFONDS	39.860	39.860
1795 STICHTING RABOBANK PENSIOENFONDS	5.927	5.927
1000 STOREBRAND LIVSFORSIKRING AS	5.139	5.139
1001 STRATEGIC INTERNATIONAL EQUITY FUND	24.160	24.160
1611 SUBSIDIZED SCHOOLS PROVIDENT FUND	6.404	6.404
1002 SUE ANN ARNALL	7.247	7.247
402 SUN CHEMICAL LIMITED PENSION SCHEME	1.810	1.810
403 SUNAMERICA SERIES TRUST - SA INTERNATIONAL INDEX PORTFOLIO	23.873	23.873
404 SUNAMERICA SERIES TRUST SA BLACKROCK VCP GLOBAL MULTI ASSET PORT	12.809	12.809
405 SUNAMERICA SERIES TRUST SA JPM DIVERSIFIED BALANCED PORTFOLIO	1.102	1.102
406 SUNSUPER SUPERANNUATION FUND	66.433	66.433
1418 SUPERANNUATION FUNDS MANAGEMENT CORPORATION OF SOUTH AUSTRAL	5.145	5.145
407 SYMMETRY LOW VOLATILITY FUND	1	1
1532 T. ROWE PRICE FUNDS SICAV	16	16
1003 T. ROWE PRICE INTERNATIONAL EQUITY INDEX FUND	27.943	27.943
1004 T. ROWE PRICE INTERNATIONAL EQUITY INDEX TRUST	24.505	24.505
1612 TACS NON US EQUITY CORE MARKET CONTINUOUS LLC	16.678	16.678
408 TAIWAN MST CUST FRANKLIN TEMPLETON SINOAM MULTIASSET INCOME	379	379
409 TALCOTT RESOLUTION LIFE INSURANCE COMPANY	5.659	5.659
410 TANGERINE BALANCED GROWTH PORTFOLIO	10.272	10.272
411 TANGERINE BALANCED INCOME PORTFOLIO	1.622	1.622
412 TANGERINE BALANCED PORTFOLIO	9.345	9.345
413 TANGERINE EQUITY GROWTH PORTFOLIO	13.032	13.032
1005 TCORPIM DEVELOPED MARKETS EQUITIES (HEDGED) FUND	14.027	14.027
1006 TCORPIM DEVELOPED MARKETS EQUITIES (SOVEREIGN INVESTOR - HEDGED) FUND	56.561	56.561
414 TD EMERALD INTERNATIONAL EQUITYINDEX FUND	138.301	138.301
415 TD EUROPEAN INDEX FUND .	3.912	3.912
416 TD INTERNATIONAL EQUITY INDEX ETF	33.571	33.571
417 TD MORNINGSTAR ESG INTERNATIONAL EQUITY INDEX ETF	1.247	1.247
420 TEACHER RETIREMENT SYSTEM OF TEXAS	116	116
419 TEACHER RETIREMENT SYSTEM OF TEXAS	346	346
418 TEACHER RETIREMENT SYSTEM OF TEXAS	920	920
1007 TEACHERS RETIREMENT SYSTEM OF GEORGIA	405.747	405.747
1796 TEACHERS RETIREMENT SYSTEM OF LOUISIANA	1	1
1419 TEACHERS' RETIREMENT SYSTEM OF OKLAHOMA	194.646	194.646
422 TEACHERS' RETIREMENT SYSTEM OF THE STATE OF ILLINOIS	79.268	79.268
421 TEACHERS' RETIREMENT SYSTEM OF THE STATE OF ILLINOIS	540.200	540.200
1008 TELSTRA SUPERANNUATION SCHEME	20.368	20.368
1797 TEXAS EDUCATION AGCY	132.421	132.421
1798 TEXAS EDUCATION AGENCY	10.585	10.585
1799 THE AMERICAN UNIVERSITY IN CAIRO	5.616	5.616
423 THE ARROWSTREET COMMON CONTRACTUAL FUND	9.174	9.174
1420 THE AVI CHAI FOUNDATION	6.130	6.130
425 THE BANK OF KOREA	2.337	2.337

Mediobanca S.p.A.

Assemblea ordinaria e straordinaria

28 ottobre 2021

**Esito della votazione sul punto 3.a
dell'ordine del giorno**

SCHEDA NOMINATIVO

	NUMERO DI AZIONI	
	TOTALE	CON DIRITTO DI VOTO
426 THE BANK OF KOREA	21.899	21.899
424 THE BANK OF KOREA	23.160	23.160
427 THE BANK OF KOREA	31.851	31.851
1614 THE BANK OF NEW YORK MELLON EMPLOYEE BENEFIT COLLECTIVE INV	50.497	50.497
1613 THE BANK OF NEW YORK MELLON EMPLOYEE BENEFIT COLLECTIVE INV	92.847	92.847
1615 THE BANK OF NEW YORK MELLON INTERNATIONAL LIMITED	948.405	948.405
1800 THE BANK OF NEW YORK MELLON INTERNATIONAL LIMITED AS TRUS PED WORLD FOSSIL FUEL :	367	367
1421 THE BOARD OF THE PENSION PROTECTION FUND RENAISSANCE	5.447	5.447
1423 THE CHERYL D DUFFIELD TRUST UAD 09/12/96 CHERYL D DUFFIELD TTEE	2.064	2.064
1424 THE DAVID A DUFFIELD TRUST UAD 07/14/88	4.414	4.414
1425 THE DFA INTERNATIONAL VALUE SERIESA	261.028	261.028
1616 THE HARTFORD RETIREMENT PLAN TRUST FOR US EMPLOYEES	3.966	3.966
1429 THE HIGHCLERE INTERNATIONAL INVESTORS SMID FUND	2.115.562	2.115.562
1801 THE HKSAR GOVERNMENT SCHOLARSHIP FUND	347	347
1011 THE LABOUR UNION CO-OPERATIVE RETIREMENT FUND	3.252	3.252
1010 THE LABOUR UNION CO-OPERATIVE RETIREMENT FUND	7.481	7.481
428 THE MASTER TRUST BANK OF JAPAN LTD RE: HITACHI FOREIGN EQUITY INDEX MOTHER FUND	10.676	10.676
1012 THE MASTER TRUST BANK OF JAPAN LTD. RE: MANULIFE INTERNATIONAL EQUITY INDEX MOTHE	1.677	1.677
1013 THE MASTER TRUST BANK OF JAPAN, LTD. AS TRUSTEE FOR MTBJ400045828	346.037	346.037
1014 THE MASTER TRUST BANK OF JAPAN, LTD. AS TRUSTEE FOR MTBJ400045832	91.521	91.521
1015 THE MASTER TRUST BANK OF JAPAN, LTD. AS TRUSTEE FOR MTBJ400045872	235.686	235.686
1016 THE MASTER TRUST BANK OF JAPAN, LTD. AS TRUSTEE FOR ORGANIZATION FOR WORKERS' R	14.218	14.218
1018 THE MASTER TRUST BANK OF JAPAN, LTD. AS TRUSTEE FOR FEDERATION OF NATIONAL PUBLIC	12.375	12.375
1017 THE MASTER TRUST BANK OF JAPAN, LTD. AS TRUSTEE FOR FEDERATION OF NATIONAL PUBLIC	33.750	33.750
1019 THE MASTER TRUST BANK OF JAPAN, LTD. AS TRUSTEE FOR MTBJ400045829	790.757	790.757
1020 THE MASTER TRUST BANK OF JAPAN, LTD. AS TRUSTEE FOR MUTB400045792	288.453	288.453
1021 THE MASTER TRUST BANK OF JAPAN, LTD. AS TRUSTEE FOR MUTB400045794	1.394.561	1.394.561
1022 THE MASTER TRUST BANK OF JAPAN, LTD. AS TRUSTEE FOR MUTB400045795	478.779	478.779
1023 THE MASTER TRUST BANK OF JAPAN, LTD. AS TRUSTEE FOR NATIONAL PENSION FUND ASSOCI/	17.982	17.982
1024 THE MASTER TRUST BANK OF JAPAN, LTD. AS TRUSTEE FOR ORGANIZATION FOR WORKERS' RE	8.740	8.740
1025 THE MASTER TRUST BANK OF JAPAN, LTD. RE: MUTB400021492	18.080	18.080
1026 THE MASTER TRUST BANK OF JAPAN, LTD. RE: MUTB400021536	51.512	51.512
1027 THE MASTER TRUST BANK OF JAPAN, LTD. RE: NZAM EURO STOXX (JPY HEDGED) (PRIVATELY PI	79.717	79.717
1430 THE MEDICAL AND DENTAL DEFENCE UNION OF SCOTLAND	24.525	24.525
429 THE METHODIST HOSPITAL	81.600	81.600
1431 THE MOTOROLA PENSION SCHEME	3.333	3.333
1617 THE NATURE CONSERVANCY WORLDWIDE OFFICE	253	253
1433 THE NOMURA TRUST AND BANKING CO LTD	2.222	2.222
1432 THE NOMURA TRUST AND BANKING CO LTD	20.050	20.050
1435 THE NORTHERN TRUST COMPANY SUB-ADVISED COLLECTIVE FUNDS TRUS	205.800	205.800
1434 THE NORTHERN TRUST COMPANY SUB-ADVISED COLLECTIVE FUNDS TRUS	630.300	630.300
1436 THE OTTERBEIN FAMILY TRUST UAD 09/28/07 VICTORIA OTTERBEIN & THOMAS OTTERBEIN TTEE	1.469	1.469
1437 THE PENSION BOARDS - UNITED CHURCH OF CHRIST INC.	3.231	3.231
431 THE PRUDENTIAL INSURANCE COMPANY OF AMERICA	2.945	2.945
430 THE PRUDENTIAL INSURANCE COMPANY OF AMERICA	20.783	20.783
434 THE REGENTS OF THE UNIVERSITY OF CALIFORNIA	6.700	6.700
433 THE REGENTS OF THE UNIVERSITY OF CALIFORNIA	19.040	19.040
435 THE REGENTS OF THE UNIVERSITY OF CALIFORNIA	57.157	57.157
436 THE REGENTS OF THE UNIVERSITY OF CALIFORNIA	108.966	108.966
432 THE REGENTS OF THE UNIVERSITY OF CALIFORNIA	319.353	319.353
1802 THE SEVENTH SWEDISH NATIONAL PENSION FUND AP 7 EQUITY FUN	1	1

Mediobanca S.p.A.

Assemblea ordinaria e straordinaria

28 ottobre 2021

Esito della votazione sul punto 3.a
dell'ordine del giorno

SCHEDA NOMINATIVO

	NUMERO DI AZIONI	
	TOTALE	CON DIRITTO DI VOTO
1803 THE SEVENTH SWEDISH NATIONAL PENSION FUND AP 7 EQUITY FUND	1	1
1028 THE SOUTHERN COMPANY SYSTEM MASTER RETIREMENT TRUST	28.130	28.130
1804 THE STATE OF CONNECTICUT ACTING THROUGH ITS TREASURER	90.885	90.885
1618 THE TRUST FOR AGE UK FUNERAL PLANS	2.089	2.089
1438 THE TRUSTEES OF THE HENRY SMITH CHARITY	15.519	15.519
437 THE WALT DISNEY COMPANY RETIREMENT PLAN MASTER TRUST	14.897	14.897
1439 THOMAS L. WALTON FAMILY TRUST UAD 03/19/13	6.064	6.064
1029 THRIFT SAVINGS PLAN	2.418.689	2.418.689
438 THRIVENT CORE INTERNATIONAL EQUITY FUND	285.431	285.431
439 THRIVENT GLOBAL STOCK FUND	228.374	228.374
440 THRIVENT GLOBAL STOCK PORTFOLIO	159.630	159.630
441 THRIVENT INTERNATIONAL ALLOCATION FUND	279.185	279.185
442 THRIVENT INTERNATIONAL ALLOCATION PORTFOLIO	577.611	577.611
443 THRIVENT INTERNATIONAL INDEX PORTFOLIO	5.871	5.871
1440 THYSSEN GLOBAL INVESTMENTS CORP	397	397
444 TIAACREF INTERNATIONAL EQUITY INDEX FUND	672.087	672.087
1621 TMI 2 SOLUTIONS TAX QUALIFIED NUCLEAR DECOMMISSIONING TRUST	2.231	2.231
1620 TMI 2 SOLUTIONS TAX QUALIFIED NUCLEAR DECOMMISSIONING TRUST	2.797	2.797
1938 TOSCO-FIN S.R.L.	300.000	300.000
1508 TOSCO-FIN S.R.L.	3.465.000	3.465.000
445 TOTAL INTERNATIONAL EX U.S. INDEX MASTER PORTFOLIO OF MASTER INV	40.061	40.061
446 TRANSAMERICA INTERNATIONAL EQUITY INDEX VP	2.679	2.679
447 TRANSAMERICA MORGAN STANLEY GLOBAL ALLOCATION VP	8.712	8.712
1805 TREASURER OF THE STATE OF NORTH CAROLINA EQUITY INVESTMENT	133.910	133.910
1441 TRINITY COLLEGE CAMBRIDGE	6.577	6.577
1030 TRUST & CUSTODY SERVICES BANK LTD AS TRUSTEE FOR PENSION INVESTMENT FUND TRUST	19.685	19.685
1031 TRUST & CUSTODY SERVICES BANK LTD AS TRUSTEE FOR PENSION INVESTMENT FUND TRUST	4.256	4.256
1032 TRUST & CUSTODY SERVICES BANK LTD AS TRUSTEE FOR PENSION INVESTMENT FUND TRUST	39.120	39.120
1033 TRUST & CUSTODY SERVICES BANK LTD AS TRUSTEE FOR PENSION INVESTMENT FUND TRUST	2.252	2.252
448 TRUST I AB GLOBAL DYNAMIC ALLOCATION PORTFOLIO	38.756	38.756
1034 TWO SIGMA ABSOLUTE RETURN-PORTFOLIO LLC EMEA TRADING	281.985	281.985
1035 TWU SUPERANNUATION FUND	1.994	1.994
1622 TXU GENERATION COMPANY LP QUAL NUCLEAR DECOMMISSIONING TRUS	1.878	1.878
1443 UBS FUND MANAGEMENT (SWITZERLAND) AG.	7.780	7.780
624 UF 6 A	67.855	67.855
1042 UI-FONDS BAV RBI AKTIEN	47.524	47.524
1934 UMR SELECT EUROPE R1	120.937	120.937
1448 UNIFIED ACCUMULATIVE PENSION FUND JOINT STOCK COMPANY	5.032	5.032
1043 UNIPOLSAI ASSICURAZIONI SPA	4.500.000	4.500.000
1044 UNIPOLSAI ASSICURAZIONI SPA	12.855.000	12.855.000
1806 UNITED CHURCH FUNDS INC	25.400	25.400
1449 UNITED NATIONS RELIEF AND WORKS AGENCY FOR PALESTINE REFUGEE	3.088	3.088
466 UNITED TECHNOLOGIES CORPORATIONEMPLOYEE SAVINGS PLAN MASTER TRU	79.171	79.171
468 UNIVERSAL INVESTMENT GESELLSCHAFT MBH FOR KFPT UNIVERSAL FONDS	3.485	3.485
467 UNIVERSAL INVESTMENT GESELLSCHAFT MBH FOR KFPT UNIVERSAL FONDS	23.223	23.223
1955 UNIVERSAL INVESTMENT GMBH	22.100	22.100
1046 UNIVERSAL INVESTMENT GMBH	25.358	25.358
1045 UNIVERSAL INVESTMENT GMBH	74.839	74.839
1956 UNIVERSAL INVESTMENT GMBH	119.562	119.562
1623 UNIVERSAL SHIPOWNERS MARINE INSURANCE ASSOCIATION LIMITED	2.552	2.552
1050 UNIVERSAL-INVESTMENT-GESELLSCHAFT MBH ON BEHALF OF EPOTIF MASTERFONDS	31.961	31.961

Mediobanca S.p.A.

Assemblea ordinaria e straordinaria

28 ottobre 2021

Esito della votazione sul punto 3.a
dell'ordine del giorno

SCHEDA NOMINATIVO

	NUMERO DI AZIONI	
	TOTALE	CON DIRITTO DI VOTO
469 UNIVERSALINVESTMENTGESELLSCHAFTMBH FOR PROUIFONDS SAA	55.509	55.509
470 UNIVERSALINVESTMENTGESELLSCHAFTMBH FOR UIFONDS AKTIEN WORLD ESG	3.049	3.049
1450 UNIVERSE THE CMI GLOBAL NETWORK FUND - CMI CONTINENTAL EURO	53.017	53.017
471 UNIVERSITY OF GUELPH	19.300	19.300
472 UNIVERSITY OF GUELPH FOREIGN PROPERTY TRUST	39.700	39.700
1807 UPS GROUP TRUST	18.274	18.274
1808 UPS GROUP TRUST	35.663	35.663
473 US LEGACY INCOME COMMON TRUST FUND	79.771	79.771
1452 UTAH STATE RETIREMENT SYSTEMS	85.510	85.510
474 VALIC COMPANY I - INTERNATIONALSOCIALY RESPONSIBLE FUNDK	54.420	54.420
475 VALIC COMPANY I INTERNATIONAL EQUITIES INDEX FUND	59.535	59.535
476 VANGUARD DEVELOPED MARKETS INDEX FUND	4.700.670	4.700.670
477 VANGUARD ESG DEVELOPED WORLD ALL CAP EQ INDEX FND UK	5.784	5.784
1052 VANGUARD ESG INTERNATIONAL STOCK ETF	126.940	126.940
1053 VANGUARD ETHICALLY CONSCIOUS INTERNATIONAL SHARES INDEX FUND	27.390	27.390
1624 VANGUARD EUROPEAN STOCK INDEX FUND	1.487.429	1.487.429
1054 VANGUARD FIDUCIARY TRUST COMPANY EUROPEAN STOCK INDEX TRUST	24.591	24.591
1055 VANGUARD FIDUCIARY TRUST COMPANY INSTITUTIONAL TOTAL INTERNATIONAL STOCK MARK	426.919	426.919
1056 VANGUARD FIDUCIARY TRUST COMPANY INSTITUTIONAL TOTAL INTERNATIONAL STOCK MARK	3.123.318	3.123.318
1625 VANGUARD FTSE ALL WORLD EX US INDEX FUND	1.338.063	1.338.063
478 VANGUARD FTSE DEVELOPED ALL CAPEX NORTH AMERICA INDEX ETF	72.634	72.634
479 VANGUARD FTSE DEVELOPED EUROPE ALL CAP INDEX ETF	8.225	8.225
1058 VANGUARD FUNDS PUBLIC LIMITED COMPANY	1.496	1.496
1061 VANGUARD FUNDS PUBLIC LIMITED COMPANY	19.374	19.374
1057 VANGUARD FUNDS PUBLIC LIMITED COMPANY	44.785	44.785
1060 VANGUARD FUNDS PUBLIC LIMITED COMPANY	132.433	132.433
1062 VANGUARD FUNDS PUBLIC LIMITED COMPANY	160.493	160.493
1059 VANGUARD FUNDS PUBLIC LIMITED COMPANY	193.779	193.779
1063 VANGUARD GLOBAL VALUE EQUITY FUND	12.317	12.317
480 VANGUARD GLOBAL VALUE FACTOR ETF	12.126	12.126
1064 VANGUARD INTERNATIONAL SHARES INDEX FUND	186.785	186.785
1065 VANGUARD INTERNATIONAL SHARES SELECT EXCLUSIONS INDEX FUND	16.987	16.987
1068 VANGUARD INVESTMENT SERIES PUBLIC LIMITED COMPANY	30.387	30.387
1070 VANGUARD INVESTMENT SERIES PUBLIC LIMITED COMPANY	34.133	34.133
1067 VANGUARD INVESTMENT SERIES PUBLIC LIMITED COMPANY	136.025	136.025
1066 VANGUARD INVESTMENT SERIES PUBLIC LIMITED COMPANY	227.700	227.700
1069 VANGUARD INVESTMENT SERIES PUBLIC LIMITED COMPANY	288.599	288.599
1073 VANGUARD INVESTMENTS COMMON CONTRACTUAL FD-VANGUARD FTSE DEV EUR EX UK CCF	74.433	74.433
1071 VANGUARD INVESTMENTS COMMON CONTRACTUAL FD/VANG FTSE DEVELOPED WRLD CMMN C	17.841	17.841
1072 VANGUARD INVESTMENTS COMMON CONTRACTUAL FD/VANG FTSE DVLDPD WRLD EX UK CMN C	12.008	12.008
481 VANGUARD INVESTMENTS FUNDS ICVC-VANGUARD FTSE DEVELOPED WOR LD EX - U.K. EQUITY	176.856	176.856
1074 VANGUARD INVESTMENTS II CCF - VANGUARD FTSE DEVELOPED WORLD II CCF	29.186	29.186
1076 VANGUARD INVESTMENTS II CCF-VANGUARD SRI FTSE DEVELOPED WORLD II CCF	19.764	19.764
1075 VANGUARD INVESTMENTS II CCF/VANGUARD SRI FTSE DEVELOPED EUROPE II CCF	23.063	23.063
1077 VANGUARD TOTAL INTERNATIONAL STOCK INDEX FUND	9.166.854	9.166.854
482 VANGUARD TOTAL WORLD STOCK INDEX FUND	311.849	311.849
1078 VANTAGETRUST III MASTER COLLECTIVE INVESTMENT FUNDS TRUST	22.275	22.275
1079 VARIABLE INSURANCE PRODUCTS FUND II: INTERNATIONAL INDEX PORTFOLIO	10.589	10.589
1453 VARIOPARTNER SICAV - 3-ALPHA GLOBAL QUALITY ACHIEVERS	31.406	31.406
1626 VEBA OF THE NONREP EE OF S CA ED CO	9.600	9.600
1809 VEBA PARTNERSHIP N L P	4.001	4.001

Mediobanca S.p.A.

Assemblea ordinaria e straordinaria

28 ottobre 2021

**Esito della votazione sul punto 3.a
dell'ordine del giorno**

SCHEDA NOMINATIVO

	NUMERO DI AZIONI	
	TOTALE	CON DIRITTO DI VOTO
1935 VENDOME SELECTION EUR	230.000	230.000
1454 VERDIPAPIRFONDET KLP AKSJEEUROPA INDEKS 1	373	373
1455 VERDIPAPIRFONDET KLP AKSJEGLOBAL INDEX 1	101.914	101.914
1080 VERDIPAPIRFONDET STOREBRAND GLOBAL INDEKS	5.863	5.863
1081 VERDIPAPIRFONDET STOREBRAND INDEKS ALLE MARKEDER	8.637	8.637
483 VIF ICVC VANGUARD FTSE DEVELOPED EUROPE EXUK EQUITY INDEX FUND	349.669	349.669
484 VIF ICVC VANGUARD FTSE GLOBAL ALL CAP INDEX FUND	18.186	18.186
1936 VILLIERS ALTO	54.451	54.451
1810 VIRGINIA RETIREMENT SYSTEM	1	1
1811 VIRGINIA RETIREMENT SYSTEM	1	1
1812 VIRGINIA RETIREMENT SYSTEM	1	1
1456 VISION POOLED SUPERANNUATION TRUST	230.812	230.812
627 VITTORELLI MARCO	25.000	25.000
1509 VITTORIA ASSICURAZIONI S.P.A.	2.225.350	2.225.350
1458 VONTOBEL FUND (CH) - SUSTAINABLE GLOBAL EQUITY EX SWITZERLAN C/O VONTOBEL FONDS S	82.000	82.000
1459 VONTOBEL FUND (CH) - VESCORE GLOBAL EQUITY MULTI FACTOR C/O VONTOBEL FONDS SERV	313	313
1457 VONTOBEL FUND - VESCORE GLOBAL EQUITY MULTI FACTOR	842	842
1813 VOYA INTERNATIONAL INDEX PORTFOLIO	88.448	88.448
1460 WAM INVESTMENTS, LLC	639	639
486 WASHINGTON STATE INVESTMENT BOARD	6.761	6.761
487 WASHINGTON STATE INVESTMENT BOARD	192.592	192.592
485 WASHINGTON STATE INVESTMENT BOARD	783.333	783.333
1461 WAVERTON INVESTMENT FUNDS PLC - WAVERTON GLOBAL CORE EQUITY	69.536	69.536
628 WELLS FARGO (LUX) WORLDWIDE FU	3.168	3.168
488 WELLS FARGO BK DECL OF TRUST ESTABL INVEST FUNDS EMPLOYEE BEN TR	243.986	243.986
489 WELLS FARGO FACTOR ENHANCED INTERNATIONAL PORTFOLIO	64.017	64.017
1628 WESPATH FUNDS TRUST	1.761	1.761
1627 WESPATH FUNDS TRUST	3.043	3.043
1814 WESPATH FUNDS TRUST	25.256	25.256
1462 WEST VIRGINIA INVESTMENT MANAGEMENT BOARD	625.900	625.900
1463 WHEELS COMMON INVESTMENT FUND TRUSTEES LIMITED	8.201	8.201
1464 WHIRLPOOL CORPORATION AND SUBSIDIARY EMPLOYEES RETIREMENT TRUST 200 N M	4.214	4.214
1084 WHOLESAL INTERNATIONAL CORE EQUITIES	1.555	1.555
1085 WHOLESAL INTERNATIONAL CORE EQUITIES (NZ HEDGED)	4.124	4.124
1815 WILMINGTON INTERNATIONAL FUND	36.670	36.670
490 WINDWISE MSCI EAFE INDEX NON-LENDING, FUND FOR EXEMPT ORG.	26.040	26.040
491 WISDOMTREE DYNAMIC CURRENCY HEDGED INTERNATIONAL EQUITY FUND	21.500	21.500
492 WISDOMTREE EUROPE HEDGED SMALLCAP EQUITY FUND	143.534	143.534
493 WISDOMTREE EUROPE QUALITY DIVIDEND GROWTH FUND	27.423	27.423
494 WISDOMTREE GLOBAL HIGH DIVIDENDFUND	3.533	3.533
495 WISDOMTREE INTERNATIONAL EQUITYFUND	81.362	81.362
496 WISDOMTREE INTERNATIONAL HIGH DIVIDEND FUND	38.940	38.940
497 WISDOMTREE INTERNATIONAL MIDCAPDIVIDEND	97.771	97.771
499 WISDOMTREE ISSUER ICAV	635	635
498 WISDOMTREE ISSUER ICAV	13.193	13.193
1087 WORLD ALPHA TILTS - ENHANCED FUND B	2.022	2.022
1088 WORLD TRADE ORGANIZATION PENSION PLAN	5.861	5.861
1089 WSSP INTERNATIONAL EQUITIES TRUST	45.624	45.624
1466 WYOMING RETIREMENT SYSTEM	1.680	1.680
1465 WYOMING RETIREMENT SYSTEM	15.240	15.240
503 XTRACKERS	31	31

Mediobanca S.p.A.

Assemblea ordinaria e straordinaria

28 ottobre 2021

Esito della votazione sul punto 3.a
dell'ordine del giorno

SCHEDA NOMINATIVO

	NUMERO DI AZIONI	
	TOTALE	CON DIRITTO DI VOTO
500 XTRACKERS	175	175
501 XTRACKERS	1.669	1.669
504 XTRACKERS	2.417	2.417
505 XTRACKERS	2.498	2.498
502 XTRACKERS	3.199	3.199
508 XTRACKERS (IE) PUBLIC LIMITED COMPANY	24	24
509 XTRACKERS (IE) PUBLIC LIMITED COMPANY	343	343
507 XTRACKERS (IE) PUBLIC LIMITED COMPANY	3.253	3.253
506 XTRACKERS (IE) PUBLIC LIMITED COMPANY	47.192	47.192
510 XTRACKERS (IE) PUBLIC LIMITED COMPANY	82.382	82.382
1816 XTRACKERS EUROZONE EQUITY ETF	357	357
1817 XTRACKERS FTSE DEVELOPED EX US COMPREHENSIVE FACTOR ETF	2.393	2.393
1818 XTRACKERS MSCI ALL WORLD EXEC US HEDGED EQUITY ETF	3.818	3.818
1819 XTRACKERS MSCI EAFE HEDGED EQUITY ETF	142.093	142.093
1820 XTRACKERS MSCI EUROPE HEDGED EQUITY ETF	33.072	33.072
1821 XTRACKERS MSCI EUROZONE HEDGED EQUITY ETF	1.473	1.473
1822 XTRACKERS MSCI KOKUSAI EQUITY ETF	7.554	7.554
513 ZURICH INVEST ICAV	13.074	13.074
512 ZURICH INVEST ICAV	13.274	13.274
511 ZURICH INVEST ICAV	82.676	82.676
1090 ZWITSERLEVEN INSTITUTIONELE BELEGGINGSFONDSEN - ZWITSERLEVEN DUURZAAM INDEX AA	71.511	71.511

Riepilogo favorevoli

TOTALE FAVOREVOLI	n°	431.756.890	Azioni	70,2684% del capitale partecipante al voto
di cui				
In proprio	n°	0	Azioni	0,0000% del capitale partecipante al voto
Per delega e rappresentanza	n°	431.756.890	Azioni	70,2684% del capitale partecipante al voto

Mediobanca S.p.A.

Assemblea ordinaria e straordinaria

28 ottobre 2021

Esito della votazione sul punto **3.b**
della parte ordinaria dell'ordine del giorno

Remunerazioni: relazione sulla politica in materia di remunerazione e sui compensi corrisposti: deliberazione non vincolante sulla Sezione II - Informativa sui compensi corrisposti nell'esercizio 2020-2021.

Azionisti Presenti

In proprio	n° 0	per n° 0	Azioni	0	Voti	0,00 % del capitale sociale
Per delega	n° 1.476	per n° 614.439.629	Azioni	614.439.629	Voti	69,25 % del capitale sociale
TOTALE PRESENTI	n° 1.476	per n° 614.439.629	Azioni	614.439.629	Voti	69,25 % del capitale sociale

Esito Votazione

FAVOREVOLI	432.702.886	Voti	70,4224% del capitale partecipante al voto
CONTRARI	175.832.365	Voti	28,6167% del capitale partecipante al voto
ASTENUTI	5.904.378	Voti	0,9609% del capitale partecipante al voto
TOTALE VOTANTI	614.439.629	Voti	100,0000% del capitale partecipante al voto
TOTALE NON VOTANTI	0	Voti	0,0000% del capitale partecipante al voto
TOTALE PRESENTI	614.439.629	Voti	

Mediobanca S.p.A.

Assemblea ordinaria e straordinaria

28 ottobre 2021

Esito della votazione sul punto 3.b

della parte ordinaria dell'ordine del giorno

Remunerazioni: relazione sulla politica in materia di remunerazione e sui compensi corrisposti: deliberazione non vincolante sulla Sezione II - Informativa sui compensi corrisposti nell'esercizio 2020-2021.

Elenco Contrari

SCHEDA NOMINATIVO

	NUMERO DI AZIONI	
	TOTALE	CON DIRITTO DI VOTO
TREVISAN DARIO Rappresentante designato		
522 AFER AVENIR SENIOR	128.000	128.000
1547 AMERICAN ELECTRIC POWER MASTER RETIREMENT TRUST	60.148	60.148
1548 AMERICAN ELECTRIC POWER SYSTEM RETIREE MEDICALTRUST FOR CE S	18.581	18.581
1823 ARBEJDSMARKEDETS TILLAEGSPENSION	3.181.719	3.181.719
1105 ASSET MANAGEMENT EXCHANGE UCITS CCF	4.883	4.883
539 AVIVA DIVERSIFIE	3.342	3.342
540 AVIVA INVEST VALORISATION	122.188	122.188
541 AVIVA INVESTORS CONVICTION	229.805	229.805
669 AVIVA INVESTORS INVESTMENT FUNDS ICVC AVIVA INVESTORS INTERNATIONAL INDEX TRAC	10.591	10.591
670 AVIVA INVESTORS PASSIVE FUNDS ACS - AI 30:70 GLOBAL EQUITY (CURRENCY HEDGED) INDEX I	9.270	9.270
671 AVIVA INVESTORS PASSIVE FUNDS ACS - AI 50:50 GLOBAL EQUITY INDEX FUND	68.208	68.208
672 AVIVA INVESTORS PASSIVE FUNDS ACS - AI 60:40 GLOBAL EQUITY INDEX FUND	16.450	16.450
673 AVIVA INVESTORS PASSIVE FUNDS ACS - AI CONTINENTAL EUROPEAN EQUITY INDEX FUND	15.188	15.188
674 AVIVA INVESTORS PASSIVE FUNDS ACS - AI DEVELOPED EUROPEAN EX UK EQUITY INDEX FUND	23.975	23.975
675 AVIVA INVESTORS PASSIVE FUNDS ACS - AI DEVELOPED WORLD EX UK EQUITY INDEX FUND	44.155	44.155
676 AVIVA LIFE & PENSIONS UK LIMITED	1.586	1.586
677 AVIVA LIFE & PENSIONS UK LIMITED	3.333	3.333
678 AVIVA LIFE & PENSIONS UK LIMITED	5.018	5.018
681 AVIVA LIFE & PENSIONS UK LIMITED	11.737	11.737
679 AVIVA LIFE & PENSIONS UK LIMITED	16.145	16.145
680 AVIVA LIFE & PENSIONS UK LIMITED	16.224	16.224
682 AVIVA LIFE & PENSIONS UK LIMITED	34.487	34.487
542 AVIVA PATRIMOINE	21.476	21.476
543 AVIVA PERFORMANCE	6.415	6.415
1109 BATTELLE MEMORIAL INSTITUTE	23.180	23.180
1668 BLACKROCK SOLUTIONS FUNDS ICAV	73.908	73.908
738 CITY OF PHILADELPHIA PUBLIC EMPLOYEES RETIREMENT SYSTEM	36.505	36.505
1867 CLEOME INDEX EMU EQUITIES	4.228	4.228
1868 CLEOME INDEX EUROPE EQUITIES	8.118	8.118
1145 COLONIAL FIRST STATE INVESTMENTS LIMITED...	10.775	10.775
1147 COLONIAL FIRST STATE INVESTMENTS LIMITED...	39.648	39.648
1146 COLONIAL FIRST STATE INVESTMENTS LIMITED...	92.833	92.833
1148 COLONIAL FIRST STATE WHOLESALE INDEXED GLOBAL SHARE FUND	27.400	27.400
1568 COUNTY OF SANTA CLARA	24.385	24.385
766 DELFIN SARL.	8.640.586	8.640.586
1949 DELFIN SARL.	31.000.000	31.000.000
563 DELFIN SARL.	34.317.870	34.317.870
85 DELFIN SARL.	40.861.458	40.861.458
562 DELFIN SARL.	52.841.625	52.841.625
1908 ECOFI OPTIM VARIANCE	83.979	83.979
789 ERAFP ACTIONS EURO 1	792.384	792.384
1689 ES RIVER AND MERCANTILE FUNDS ICVC	97.615	97.615
798 FCP VILLIERS ACTIONS EUROPE CPR AM	347.085	347.085
813 FONDS DE RESERVE POUR LES RETRAITES (FRR)	41.220	41.220

Mediobanca S.p.A.

Assemblea ordinaria e straordinaria

28 ottobre 2021

Esito della votazione sul punto 3.b

della parte ordinaria dell'ordine del giorno

Remunerazioni: relazione sulla politica in materia di remunerazione e sui compensi corrisposti: deliberazione non vincolante sulla Sezione II - Informativa sui compensi corrisposti nell'esercizio 2020-2021.

TREVISAN DARIO Rappresentante designato

814	FONDS DE RESERVE POUR LES RETRAITES (FRR)	69.114	69.114
815	FONDS DE RESERVE POUR LES RETRAITES (FRR)	215.414	215.414
831	H.E.S.T. AUSTRALIA LIMITED	2.002	2.002
832	H.E.S.T. AUSTRALIA LIMITED	2.023	2.023
833	H.E.S.T. AUSTRALIA LIMITED	12.791	12.791
835	HC RENTE	5.238	5.238
1201	HOSTPLUS POOLED SUPERANNUATION TRUST	1.703	1.703
1200	HOSTPLUS POOLED SUPERANNUATION TRUST	18.954	18.954
1869	INDEXIQ FACTORS SUSTAIN EMU EQUITY	6.455	6.455
1870	INDEXIQ FACTORS SUSTAIN EU EQUITY	62.729	62.729
1716	INTERNATIONAL BANK FOR RECONSTRUCTION AND DEVELOPMENT	1.040	1.040
1717	INTERNATIONAL BANK FOR RECONSTRUCTION AND DEVELOPMENT	2.629	2.629
1715	INTERNATIONAL BANK FOR RECONSTRUCTION AND DEVELOPMENT	5.170	5.170
1586	KAPITALFORENINGEN EMD INVEST GLOBALE AKTIER II	711	711
1587	KAPITALFORENINGEN EMD INVEST VERDENSINDEKS	18.896	18.896
1736	KAPITALFORENINGEN INVESTIN PRO GLOBAL EQUITIES I	26.637	26.637
1301	LGPS CENTRAL AUTHORISED CONTRACTUAL SCHEME	217	217
1300	LGPS CENTRAL AUTHORISED CONTRACTUAL SCHEME	892	892
274	MASSACHUSETTS BAY TRANSPORTATION AUTHORITY RETIREMENT FUND	17.181	17.181
1749	NATIONAL ELEVATOR INDUSTRY PENSION PLAN	131.600	131.600
1750	NATIONAL TREASURY MANAGEMENT AGCY	2.245	2.245
920	NN (L) INSTITUTIONAL FCP	7.400	7.400
921	NN (L) SICAV	6.300	6.300
1374	PUBLIC SECTOR PENSION INVESTMENT BOARD	256	256
1375	PUBLIC SECTOR PENSION INVESTMENT BOARD	281.816	281.816
1929	RENDEMENT DIVERSIFIE M	17.489	17.489
1776	RIVER AND MERCANTILE GLOBAL HIGH ALPHA FUND	67.700	67.700
609	ROSANIA ELMAN	10	10
1603	SHELL NEDERLAND PENSIOENFONDS STICHTING	2.337	2.337
972	SHELL PENSIONS TRUST LIMITED AS TRUSTEE OF SHELL CONTRIBUTORY PENSION FUND	9.258	9.258
973	SHELL TRUST (BERMUDA) LIMITED AS TRUSTEE OF THE SHELL INTERNATIONAL PENSION FUND	3.085	3.085
974	SHELL TRUST (BERMUDA) LTD AS TRUSTEE OF THE SHELL OVERSEAS CONTRIBUTORY PENSION	5.274	5.274
1783	SIEMENS BALANCED	13.493	13.493
1784	SIEMENS EMU EQUITIES	33.129	33.129
977	SIEMENS-FONDS SIEMENS-RENTE	107.145	107.145
996	STICHTING AHOLD DELHAIZE PENSIOEN	54.021	54.021
1407	STICHTING BEDRIJFSTAKPENSIOENFONDS VOOR HET SCHOONMAAK EN GL.	29.532	29.532
1409	STICHTING BLUE SKY LIQUID ASSET FUNDS	58.400	58.400
1793	STICHTING PENSIOENFONDS HORECA AND CATERING	195.661	195.661
1610	STICHTING PENSIOENFONDS NOTARIAAT	13.282	13.282
1417	STICHTING PGGM DEPOSITARY	184.850	184.850
1416	STICHTING PGGM DEPOSITARY	200.331	200.331
999	STICHTING SHELL PENSIOENFONDS	2.361	2.361
1009	THE BARCLAYS BANK UK RETIREMENT FUND	1.865	1.865
1422	THE BOARD OF THE PENSION PROTECTION FUND RENAISSANCE	22.353	22.353
1428	THE HEALTH FOUNDATION.	53.116	53.116
1049	UNIVERSAL-INVESTMENT-GESELLSCHAFT MBH ON BEHALF OF BROCKEN-UI-FONDS	13.104	13.104
1051	UNIVERSITIES SUPERANNUATION SCHEME	341.732	341.732
1451	UNIVEST.	100	100
1083	WESTPAC WHOLESALE UNHEDGED INTERNATIONAL SHARE TRUST	85.598	85.598

Mediobanca S.p.A.

Assemblea ordinaria e straordinaria

28 ottobre 2021

Esito della votazione sul punto 3.b

della parte ordinaria dell'ordine del giorno

Remunerazioni: relazione sulla politica in materia di remunerazione e sui compensi corrisposti:
deliberazione non vincolante sulla Sezione II - Informativa sui compensi corrisposti nell'esercizio
2020-2021.

Riepilogo Contrari

TOTALE CONTRARI	n°	175.832.365 Azioni	28,6167% del capitale partecipante al voto
di cui			
In proprio	n°	0 Azioni	0,0000% del capitale partecipante al voto
Per delega e rappresentanza	n°	175.832.365 Azioni	28,6167% del capitale partecipante al voto

Mediobanca S.p.A.

Assemblea ordinaria e straordinaria

28 ottobre 2021

Esito della votazione sul punto 3.b

della parte ordinaria dell'ordine del giorno

Remunerazioni: relazione sulla politica in materia di remunerazione e sui compensi corrisposti: deliberazione non vincolante sulla Sezione II - Informativa sui compensi corrisposti nell'esercizio 2020-2021.

Elenco Astenuti

SCHEDA NOMINATIVO

	NUMERO DI AZIONI	
	TOTALE	CON DIRITTO DI VOTO
TREVISAN DARIO Rappresentante designato		
15 AGIALLIANZ VERMOEGENSBILDUNG EUROPA	1.197.334	1.197.334
16 AII ALLIANZ BEST STYLES GLOBAL AC EQUITY FUND	4.460	4.460
20 ALLIANZ AZIONI EUROPA	338.087	338.087
21 ALLIANZ AZIONI ITALIA ALL STARS LL STARS	1.030.000	1.030.000
23 ALLIANZ GLOBAL INVESTORS FUND	7.470	7.470
22 ALLIANZ GLOBAL INVESTORS FUND	19.730	19.730
26 ALLIANZ GLOBAL INVESTORS FUND	158.373	158.373
25 ALLIANZ GLOBAL INVESTORS FUND	175.000	175.000
24 ALLIANZ GLOBAL INVESTORS FUND	1.014.380	1.014.380
640 ALLIANZ GLOBAL INVESTORS GMBH	25.000	25.000
639 ALLIANZ GLOBAL INVESTORS GMBH	29.348	29.348
641 ALLIANZ GLOBAL INVESTORS GMBH	102.776	102.776
642 ALLIANZ GLOBAL INVESTORS GMBH	753.700	753.700
27 ALLIANZ GLOBAL INVESTORS GMBH FOR ALLIANZGIFONDS HPT	92.604	92.604
28 ALLIANZ ITALIA 50 SPECIAL	53.300	53.300
643 ALLIANZ PV-WS RCM SYSPRO VALUE EUROPE	74.130	74.130
644 ALLIANZGI-FONDS DSPT	2.604	2.604
645 ALLIANZGI-FONDS PTV2 SEGMENT PTV2-GM1-G_MA	37.586	37.586
646 ALLIANZGI-H SEGMENT EFK	115.000	115.000
647 ALLIANZGI-SUBFONDS TOB -NEU-	4.280	4.280
735 CAPSTONE VOLATILITY MASTER CAYMAN LIMITED INTL TRADING	734	734
891 KREBSHILFE-2-FONDS	100	100
313 OHIO NATIONAL FUND, INC.- ON INTERNATIONAL EQUITY PORTFOLIO	178.956	178.956
1600 SAN DIEGO COUNTY EMPLOYEES RETIREMENT ASSOCIATION	5.854	5.854
970 SDK K3 FONDS	9.500	9.500
1419 TEACHERS' RETIREMENT SYSTEM OF OKLAHOMA	194.646	194.646
1427 THE GREATER MANCHESTER PENSION FUND.	279.426	279.426

Riepilogo Astenuti

TOTALE ASTENUTI	n°	5.904.378 Azioni	0,9609% del capitale partecipante al voto
di cui			
In proprio	n°	0 Azioni	0,0000% del capitale partecipante al voto
Per delega e rappresentanza	n°	5.904.378 Azioni	0,9609% del capitale partecipante al voto

Mediobanca S.p.A.

Assemblea ordinaria e straordinaria

28 ottobre 2021

Esito della votazione sul punto 3.b

della parte ordinaria dell'ordine del giorno

Remunerazioni: relazione sulla politica in materia di remunerazione e sui compensi corrisposti: deliberazione non vincolante sulla Sezione II - Informativa sui compensi corrisposti nell'esercizio 2020-2021.

Elenco Favorevoli

SCHEDA NOMINATIVO

	NUMERO DI AZIONI	
	TOTALE	CON DIRITTO DI VOTO
TREVISAN DARIO Rappresentante designato		
1543 1895 FONDS FGR	42.875	42.875
1542 1895 FONDS FGR	125.078	125.078
1544 1999 VOLUNTARY EMPLOYEES BENEFICIARY ASSOCIATION OF THE NO EES OF SOUTHERN CALII	1.631	1.631
1091 801 INVESTMENTS LLC	5.035	5.035
7 AB CAN INT VALUE EQUITY CAP-WEIGHTED, UNHEDGED FUND	46.020	46.020
8 AB COLLECTIVE INVESTMENT TRUST SERIES	44.650	44.650
9 AB COLLECTIVE INVESTMENT TRUST SERIES	149.990	149.990
10 AB INTERNATIONAL STRATEGIC EQUITIES HARVESTING SERIES	62.550	62.550
519 AB SICAV I - EUROPE (EX UK) EQ	3.295	3.295
520 AB SICAV I - EUROPEAN EQUITY P	1.136.709	1.136.709
521 AB SICAV I - EUROZONE EQUITY P	1.149.346	1.149.346
11 AB TRUST - AB INTERNATIONAL VALUE FUND	172.790	172.790
12 AB VARIABLE PRODUCTS SERIES FUND INC. - AB DYNAMIC ASSET AL LOCATION PORTFOLIO	3.435	3.435
13 AB VPSF AB GLOBAL RISK ALLOCATIONMODERATE PORTFOLIO	6.057	6.057
1629 ABB PENSION FUND	2.917	2.917
1092 ABERDEEN INVESTMENT FUNDS UK ICVC II - ABERDEEN EUROPEAN EQUITY TRACKER FUND	32.539	32.539
1093 ABERDEEN INVESTMENT FUNDS UK ICVC II - ABERDEEN WORLD EQUITY ENHANCED INDEX FUN	20.052	20.052
1094 ABERDEEN INVESTMENT FUNDS UK ICVC II-ABERDEEN EUROPEAN EQUITY ENHANCED INDEX FL	159.150	159.150
630 ABU DHABI PENSION FUND	33.788	33.788
631 ABU DHABI PENSION FUND	83.324	83.324
632 ACADIAN INTERNATIONAL EQUITY MANAGED VOLATILITY CIT FUND	3.797	3.797
633 ACCIDENT COMPENSATION CORPORATION	358.788	358.788
1095 ACORN 1998 TRUST.	510	510
634 ACTIAM BF SRIFEE	46.480	46.480
635 ACTIAM SUSTAINABLE INDEX FUND EQUITY EUROPE	10.879	10.879
1630 ADVANCED SERIES TRUST AST ADVANCED STRATEGIES PORTFOLIO	240.200	240.200
1631 ADVANCED SERIES TRUST AST BLACKROCK GLOBAL STRATEGIES POR	24.919	24.919
1545 ADVANCED SERIES TRUST AST CAPITAL GROWTH ASSET ALLOCATION PORTFOLIO	52.542	52.542
1632 ADVANCED SERIES TRUST AST INTERNATIONAL VALUE PORTFOLIO	88.584	88.584
1633 ADVANCED SERIES TRUST AST T ROWE PRICE ASSET ALLOCATION	548.675	548.675
636 ADVISER MANAGED TRUST - TACTICAL OFFENSIVE EQUITY FUND	11.301	11.301
1097 AEGON CUSTODY B.V	42.799	42.799
1096 AEGON CUSTODY B.V	80.559	80.559
1840 AF DYNAMIC MULTI FACTO GLOBAL EQ-EUROPE	2.210	2.210
523 AFS-GLOBAL MULTI ASSET GR	3.380	3.380
14 AGFIQ ENHANCED CORE INTERNATIONAL EQUITY ETF	45.221	45.221
1098 AHL ALPHA CORE MASTER LIMITED C/O MAPLES CORPORATE SERVICES LIMITED	367	367
637 AIA GLOBAL MULTI-FACTOR EQUITY FUND	5.423	5.423
1634 AIB GROUP IRISH PENSION SCHEME	1	1
1546 ALAMOSIA LLC	8.989	8.989
17 ALASKA COMMON TRUST FUND	24.107	24.107
1637 ALASKA PERMANENT FUND CORPORATION	16	16
1638 ALASKA PERMANENT FUND CORPORATION	57	57
1635 ALASKA PERMANENT FUND CORPORATION	278	278

Mediobanca S.p.A.

Assemblea ordinaria e straordinaria

28 ottobre 2021

Esito della votazione sul punto 3.b
dell'ordine del giorno

SCHEDA NOMINATIVO

	NUMERO DI AZIONI	
	TOTALE	CON DIRITTO DI VOTO
1639 ALASKA PERMANENT FUND CORPORATION	286	286
1640 ALASKA PERMANENT FUND CORPORATION	1.089	1.089
1641 ALASKA PERMANENT FUND CORPORATION	3.017	3.017
1636 ALASKA PERMANENT FUND CORPORATION	6.886	6.886
1099 ALFRED I DUPONT CHARITABLE TRUST	5.252	5.252
638 ALGEBRIS UCITS FUNDS PLC ALGEBRIS CORE ITALY FUND	330.000	330.000
1100 ALICE A PROIETTI FAMILY TRUST UAD 09/27/13	2.496	2.496
1473 ALLEANZA ASSICURAZIONI S.P.A.	363.720	363.720
18 ALLIANCEBERNSTEIN DELAWARE BUSINESS TRUST - AB INTERNATIONAL STRATEGIC EQUITIES	92.510	92.510
19 ALLIANCEBERNSTEIN VARIABLE PRODUCTS SERIES, INC. INTERNATIONAL VALUE PORTFO	449.750	449.750
1642 ALTE LEIPZIGER TRUST INVESTMENT GESELLSCHAFT MBH AL TRUST AKTIEN	3.737	3.737
1101 ALW 2010 FAMILY TRUST ALICE WALTONC/O WALTON ENTERPRISES LLC	32.633	32.633
29 AMCETF QUALITY DIVERSIFIED INTERNATIONAL ETF	14.615	14.615
30 AMCWMNT INTERNATIONAL VALUE FUND	507.877	507.877
31 AMERICAN CENTURY ETF TRUST-AVANTIS INTERNATIONAL EQUITY ETF	15.614	15.614
32 AMERICAN CENTURY ETF TRUST-AVANTIS INTERNATIONAL EQUITY FUND	1.880	1.880
33 AMERICAN CENTURY WORLD MUTUAL FUNDS INC INTERNATIONAL VALUE FUND	27.207	27.207
648 AMERICAN HEART ASSOCIATION, INC.	540	540
649 AMP INTERNATIONAL EQUITY INDEX FUND	59.666	59.666
650 AMP INTERNATIONAL EQUITY INDEX FUND HEDGED	3.063	3.063
651 AMP WHOLESALE GLOBAL EQUITIES FUND	14.483	14.483
1824 AMUNDI ACCUMULAZIONE ITALIA PIR 2023	126.000	126.000
1882 AMUNDI ACTIONS EURO ISR	351.284	351.284
1883 AMUNDI ACTIONS EUROPE ISR	101.965	101.965
1825 AMUNDI BEST SELECTION CLASSIC	24.315	24.315
1826 AMUNDI BEST SELECTION PLUS	30.205	30.205
1827 AMUNDI BEST SELECTION TOP	15.508	15.508
1828 AMUNDI DIVIDENDO ITALIA	700.000	700.000
1884 AMUNDI EQUILIBRE GLOBAL SOLIDAIRE	8.298	8.298
1885 AMUNDI ESG GLOBAL LOW CARBON FUND	9.235	9.235
1841 AMUNDI EURO ISTOXX CLIMATE PARIS ALIGNED PAB	1.751	1.751
1886 AMUNDI EUROPE MONDE	110.085	110.085
1842 AMUNDI FDS GLOB MULTI-ASSET CONSERVATIVE	268.503	268.503
1843 AMUNDI FDS GLOBAL MULTI-ASSET TARGET INC	46.743	46.743
1844 AMUNDI FUNDS DYNAMIC MULTI FACT EUROPE EQU	67	67
1845 AMUNDI FUNDS DYNAMIC MULTI FACTORS EURO	4.121	4.121
1846 AMUNDI FUNDS EQUITY EURO RISK PARITY	949	949
1847 AMUNDI FUNDS EQUITY EUROLAND SMALL CAP	12.465	12.465
1848 AMUNDI FUNDS EQUITY EUROPE RISK PARITY	10	10
1849 AMUNDI FUNDS EURO MULTI-ASSET TARGET INC	106.925	106.925
1850 AMUNDI FUNDS EUROLAND EQUITY	2.195.970	2.195.970
1851 AMUNDI FUNDS EUROPEAN EQUITY SMALL CAP	941.217	941.217
1852 AMUNDI FUNDS GLOBAL MULTI-ASSET	64.814	64.814
1853 AMUNDI FUNDS MULTI ASSET CONSERVATIVE	472	472
652 AMUNDI HK - GREEN PLANET FUND	35.426	35.426
1887 AMUNDI HORIZON	4.349	4.349
1854 AMUNDI INDEX EQUITY GLOBAL MULTI SMART ALLOCATION SCIENTIFIC BETA	390	390
1855 AMUNDI INDEX MSCI EUROPE	543	543
1856 AMUNDI INDEX MSCI WORLD	100	100
1888 AMUNDI LABEL DYNAMIQUE ESR	21.332	21.332
1889 AMUNDI LABEL EQUILIBRE ESR	26.249	26.249

Mediobanca S.p.A.

Assemblea ordinaria e straordinaria

28 ottobre 2021

Esito della votazione sul punto 3.b
dell'ordine del giorno

SCHEDA NOMINATIVO

	NUMERO DI AZIONI	
	TOTALE	CON DIRITTO DI VOTO
1890 AMUNDI LABEL PRUDENCE ESR	13.898	13.898
1857 AMUNDI MSCI EMU ESG UNIVERSAL SELECT	600	600
1858 AMUNDI MSCI EUROPE CLIMATE PARIS ALIGNED PAB	647	647
1859 AMUNDI MSCI EUROPE CLIMATE TRANSIT CTB	4.507	4.507
1860 AMUNDI MSCI EUROPE ESG UNIVERSAL SELECT	127	127
1861 AMUNDI MSCI EUROPE EX UK	16	16
1891 AMUNDI MSCI WORLD CLIMATE PARI	965	965
1862 AMUNDI MSCI WORLD CLIMATE PARIS ALIG PAB	3.095	3.095
1863 AMUNDI MSCI WORLD CLIMATE TRANSITION CTB	22.947	22.947
1829 AMUNDI OBIETTIVO CRESCITA 2022	4.106	4.106
1830 AMUNDI OBIETTIVO CRESCITA 2022 DUE	4.456	4.456
1831 AMUNDI OBIETTIVO RISPARMIO 2022	1.058	1.058
1832 AMUNDI OBIETTIVO RISPARMIO 2022 DUE	1.115	1.115
1833 AMUNDI OBIETTIVO RISPARMIO 2022 QUATTRO	987	987
1834 AMUNDI OBIETTIVO RISPARMIO 2022 TRE	934	934
1892 AMUNDI PATRIMOINE	44.925	44.925
1893 AMUNDI PATRIMOINE PEA	244.676	244.676
1864 AMUNDI PRIME EUROPE - UCITS ETF DR	207	207
1865 AMUNDI PRIME EUROZONE	1.434	1.434
1866 AMUNDI PRIME GLOBAL - UCITS ETF DR	66	66
1835 AMUNDI PROGETTO INCOME 2025	12.687	12.687
1836 AMUNDI PROGETTO INCOME 2026	6.964	6.964
1837 AMUNDI PROGETTO INCOME 2026 DUE	11.181	11.181
1838 AMUNDI PROGETTO INCOME AGOSTO 2026	8.628	8.628
1894 AMUNDI RENDEMENT PLUS	106	106
526 AMUNDI SGR SPA	1.676	1.676
524 AMUNDI SGR SPA	4.395	4.395
533 AMUNDI SGR SPA	9.345	9.345
527 AMUNDI SGR SPA	26.845	26.845
528 AMUNDI SGR SPA	28.009	28.009
529 AMUNDI SGR SPA	32.903	32.903
525 AMUNDI SGR SPA	47.382	47.382
530 AMUNDI SGR SPA	56.600	56.600
531 AMUNDI SGR SPA	103.976	103.976
532 AMUNDI SGR SPA	263.948	263.948
534 AMUNDI SGR SPA / AMUNDI RISPARMIO ITALIA	1.279.692	1.279.692
535 AMUNDI SGR SPA / AMUNDI SVILUPPO ITALIA	2.177.000	2.177.000
536 AMUNDI SGR SPA / OBBLIGAZIONARIO PIU' A DIS TRIBUZIONE	170.925	170.925
537 AMUNDI SGR SPA/AMUNDI ELITE MULTI ASSET FLEXIBLE	101.686	101.686
1895 AMUNDI STRATEGIES ACT EURP RISK PARITY	1.060	1.060
1839 AMUNDI VALORE ITALIA PIR	344.000	344.000
1881 AMUNDI WELTPORTFOLIO	8.843	8.843
1475 ANGELINI PARTECIPAZIONI FINANZIARI SRL	4.000.000	4.000.000
1474 ANGELINI PARTECIPAZIONI FINANZIARIE SRL	4.000.000	4.000.000
653 ANIMA AZIONARIO PAESI SVILUPPATI LTE	1.463	1.463
654 ANIMA CRESCITA ITALIA	3.033.515	3.033.515
655 ANIMA CRESCITA ITALIA NEW	165.384	165.384
34 ANIMA FUNDS PUBLIC LIMITED COMPANYY	194.696	194.696
656 ANIMA INIZIATIVA ITALIA	4.518.992	4.518.992
657 ANIMA ITALIA	2.859.447	2.859.447
658 AON MASTER TRUST	44.427	44.427

Mediobanca S.p.A.

Assemblea ordinaria e straordinaria

28 ottobre 2021

Esito della votazione sul punto 3.b
dell'ordine del giorno

SCHEDA NOMINATIVO

	NUMERO DI AZIONI	
	TOTALE	CON DIRITTO DI VOTO
1896 AP ACTIONS 1 EURO	25.374	25.374
659 AQUARIUS INTERNATIONAL FUND	3.974	3.974
660 ARAMCO US RETIREMENT INCOME PLAN TRUST	12.200	12.200
1476 ARCA S.P.A.	652.500	652.500
661 ARGENTA DP	205.400	205.400
662 ARGENTA DP	649.950	649.950
1643 ARIZONA PSPRS TRUST	73.348	73.348
1551 ARIZONA STATE RETIREMENT SYSTEM	1	1
1550 ARIZONA STATE RETIREMENT SYSTEM	4.377	4.377
1512 ARK LIFE ASSURANCE COMPANY DESIGNATED ACTIVITY COMPANY	1.766	1.766
1510 ARK LIFE ASSURANCE COMPANY DESIGNATED ACTIVITY COMPANY	3.366	3.366
1513 ARK LIFE ASSURANCE COMPANY DESIGNATED ACTIVITY COMPANY	5.631	5.631
1511 ARK LIFE ASSURANCE COMPANY DESIGNATED ACTIVITY COMPANY	15.081	15.081
35 ARKWRIGHT, LLC	4.719	4.719
36 ARKWRIGHT, LLC	8.391	8.391
663 ARRCO QUANT 1	46.213	46.213
1897 ARRCO QUANT 2	189.125	189.125
37 ARROWSTREET ACWI ALPHA EXTENSION FUND III (CAYMAN) LIMITED	95.603	95.603
1552 ARROWSTREET GLOBAL EQUITY ACWI CIT A SUB FUND OF ARROWSTREET COLLECTIVE INVESTI	106.004	106.004
664 ARROWSTREET GLOBAL EQUITY FUND	741.274	741.274
1102 ARUSHA BOURKE SEPARATE PROPERTY TRUST UAD 11/16/09	232	232
1103 ARVEST FOUNDATION	400	400
665 ARVESTAR ASSET MANAGEMENT SA REPRESENTING ARGENTA PENSIOENSPAARFONDS	2.155.000	2.155.000
666 ARVESTAR ASSET MANAGEMENT SA REPRESENTING ARGENTA PENSIOENSPAARFONDS DE	113.150	113.150
1104 ASCENSION ALPHA FUND LLC.	6.029	6.029
1898 ASSURDIX	22.530	22.530
667 ATCP-UI-FONDS	6.059	6.059
1899 ATOUT EUROLAND CORE +	119.525	119.525
1900 ATOUT EUROLAND HAUT RENDEMENT	7.840	7.840
1901 ATOUT EUROPE CORE +	62.027	62.027
1902 ATOUT FRANCE CORE +	15.180	15.180
1477 AURELIA S.R.L.	4.300.000	4.300.000
1644 AURION GLOBAL EQUITY FUND	2.103	2.103
1106 AUSTRALIAN CAPITAL TERRITORY	15.114	15.114
668 AUSTRALIANSUPER	35	35
1107 AVALON PORTFOLIO II LLC	4.451	4.451
39 AWARE SUPER	176	176
38 AWARE SUPER	239	239
41 AWARE SUPER	1.382	1.382
40 AWARE SUPER	2.536	2.536
42 AWARE SUPER LEVEL 28	2.756	2.756
683 AXA AA DIVERSIFIE INDICIEL 1	39.597	39.597
1645 AXA MPS FINANCIAL DESIGNATED ACTIVITY CO	453.000	453.000
684 AXA VORSORGE FONDS II EQUITIES GLOBAL MARKETS PASSIVE CREDIT SUISSE FUNDS AG	39.424	39.424
43 AXA WORLD FUNDS	1.150.000	1.150.000
685 AZ FUND 1 AZ ALLOCATION PIR ITALIAN EXCELLENCE 30	16.000	16.000
686 AZ FUND 1 AZ ALLOCATION PIR ITALIAN EXCELLENCE 70	260.415	260.415
687 AZIMUT CAPITAL MANAGEMENT SGR S.P.A	115.000	115.000
1646 AZL DFA INTERNATIONAL CORE EQUITY FUND	11.475	11.475
1647 AZL INTERNATIONAL INDEX FUND	64.613	64.613
1648 AZL MSCI GLOBAL EQUITY INDEX FUND	5.740	5.740

Mediobanca S.p.A.

Assemblea ordinaria e straordinaria

28 ottobre 2021

**Esito della votazione sul punto 3.b
dell'ordine del giorno**

SCHEDA NOMINATIVO

	NUMERO DI AZIONI	
	TOTALE	CON DIRITTO DI VOTO
1478 BANCA MEDIOLANUM S.P.A.	22.644.712	22.644.712
1553 BANCO BILBAO VIZCAYA MADRID	60.158	60.158
690 BANCO CENTRAL DE TIMOR-LESTE (BCTL)	4.041	4.041
688 BANCO CENTRAL DE TIMOR-LESTE (BCTL)	23.291	23.291
689 BANCO CENTRAL DE TIMOR-LESTE (BCTL)	26.233	26.233
1108 BANCO NACIONAL DE PANAMA ACTING AS TRUSTEE OF THE FIDEICOMISO DE FONDO DE AHOROS	5.010	5.010
1651 BANK OF KOREA	1	1
1649 BANK OF KOREA	2.209	2.209
1654 BANK OF KOREA	2.350	2.350
1650 BANK OF KOREA	25.506	25.506
1652 BANK OF KOREA	132.901	132.901
1653 BANK OF KOREA	153.462	153.462
1554 BCT POOLED INVESTMENT FUND SERIES SMART EUROPEAN EQUITY FUND	7.438	7.438
44 BEAR CREEK INC	6.029	6.029
45 BEAR CREEK INC	13.251	13.251
1110 BEAT DRUGS FUND ASSOCIATION	789	789
1111 BECTON DICKINSON AND COMPANY MASTER RETIREMENT TRUST	16.855	16.855
1903 BEL EQUITY EUROPE ESG	52.686	52.686
1655 BELL ATLANTIC MASTER TRUST	2.499	2.499
1112 BELLEVUE FUNDS (LUX) - BB ENTREPRENEUR EUROPE SMALL	146.845	146.845
1656 BELL SOUTH CORP RFA VEBA TRUST	8.047	8.047
1113 BELL SOUTH CORPORATE TRUST UNDER EXECUTIVE BENEFIT PLAN(S) FUND	4.100	4.100
1114 BELL SOUTH CORPORATE TRUST UNDER EXECUTIVE BENEFIT PLAN(S) FUND	20.600	20.600
1115 BELL SOUTH CORPORATION TRUST UNDER EXECUTIVE BENEFIT PLAN(S) FUND	3.600	3.600
1116 BELL SOUTH ENTERPRISES INC. TRUST UNDER EXECUTIVE BENEFIT PLAN(S) FUND	5.700	5.700
46 BERNSTEIN FUND INC INTERNATIONAL STRATEGIC EQUITIES PORTFOLIO	6.502.400	6.502.400
691 BEST INVESTMENT CORPORATION	2.038	2.038
692 BEST INVESTMENT CORPORATION	7.238	7.238
693 BESTSELECT - AB EUROPEAN EQUITY	361.512	361.512
1117 BETTER BE GOOD LLC	411	411
1904 BFT EURO FUTUR ESG	58.000	58.000
1905 BFT PARTNERS - VIA EQUITY EURO	75.092	75.092
47 BLACKROCK - IG INTERNATIONALEQUITY POOL	34.007	34.007
694 BLACKROCK ADVANTAGE ESG INTERNATIONAL EQUITY FUND OF BLACKROCK FUNDS	897	897
546 BLACKROCK ADVANTAGE GLOBAL FUND	5.423	5.423
1657 BLACKROCK ADVANTAGE INTERNATIONAL FUND	325.912	325.912
1124 BLACKROCK AUTHORISED CONTRACTUAL SCHEME I	309	309
1119 BLACKROCK AUTHORISED CONTRACTUAL SCHEME I	1.095	1.095
1123 BLACKROCK AUTHORISED CONTRACTUAL SCHEME I	1.231	1.231
1120 BLACKROCK AUTHORISED CONTRACTUAL SCHEME I	2.284	2.284
1118 BLACKROCK AUTHORISED CONTRACTUAL SCHEME I	6.554	6.554
1121 BLACKROCK AUTHORISED CONTRACTUAL SCHEME I	7.182	7.182
1122 BLACKROCK AUTHORISED CONTRACTUAL SCHEME I	10.375	10.375
695 BLACKROCK CDN MSCI ACWI EX-CANADA INDEX FUND	15.920	15.920
696 BLACKROCK CDN MSCI EAFE EQUITY INDEX FUND	18.261	18.261
697 BLACKROCK FISSION INDEXED INTERNATIONAL EQUITY FUND	3.184	3.184
1658 BLACKROCK FUND MANAGERS LTD	25.763	25.763
1515 BLACKROCK FUNDS I ICAV	588	588
1514 BLACKROCK FUNDS I ICAV	14.335	14.335
1660 BLACKROCK GLOBAL FUNDS	91.906	91.906
1659 BLACKROCK GLOBAL FUNDS	141.941	141.941

Mediobanca S.p.A.

Assemblea ordinaria e straordinaria

28 ottobre 2021

**Esito della votazione sul punto 3.b
dell'ordine del giorno**

SCHEDA NOMINATIVO

	NUMERO DI AZIONI	
	TOTALE	CON DIRITTO DI VOTO
48 BLACKROCK GLOBAL INDEX FUNDS	1.410	1.410
49 BLACKROCK GLOBAL INDEX FUNDS	15.239	15.239
1517 BLACKROCK INDEX SELECTION FUND	346	346
1518 BLACKROCK INDEX SELECTION FUND	699	699
1519 BLACKROCK INDEX SELECTION FUND	1.160	1.160
1516 BLACKROCK INDEX SELECTION FUND	9.353	9.353
1520 BLACKROCK INDEX SELECTION FUND	11.055	11.055
698 BLACKROCK INSTITUTIONAL POOLED FUNDS PLC	122	122
699 BLACKROCK INSTITUTIONAL POOLED FUNDS PLC	5.398	5.398
709 BLACKROCK INSTITUTIONAL TRUST COMPANY, N.A. INVESTMENT FUNDS FOR EMPLOYEE BE	2.392	2.392
707 BLACKROCK INSTITUTIONAL TRUST COMPANY, N.A. INVESTMENT FUNDS FOR EMPLOYEE BE	8.620	8.620
713 BLACKROCK INSTITUTIONAL TRUST COMPANY, N.A. INVESTMENT FUNDS FOR EMPLOYEE BE	18.247	18.247
702 BLACKROCK INSTITUTIONAL TRUST COMPANY, N.A. INVESTMENT FUNDS FOR EMPLOYEE BE	32.263	32.263
710 BLACKROCK INSTITUTIONAL TRUST COMPANY, N.A. INVESTMENT FUNDS FOR EMPLOYEE BE	51.612	51.612
706 BLACKROCK INSTITUTIONAL TRUST COMPANY, N.A. INVESTMENT FUNDS FOR EMPLOYEE BE	65.630	65.630
704 BLACKROCK INSTITUTIONAL TRUST COMPANY, N.A. INVESTMENT FUNDS FOR EMPLOYEE BE	93.617	93.617
700 BLACKROCK INSTITUTIONAL TRUST COMPANY, N.A. INVESTMENT FUNDS FOR EMPLOYEE BE	121.813	121.813
708 BLACKROCK INSTITUTIONAL TRUST COMPANY, N.A. INVESTMENT FUNDS FOR EMPLOYEE BE	324.706	324.706
712 BLACKROCK INSTITUTIONAL TRUST COMPANY, N.A. INVESTMENT FUNDS FOR EMPLOYEE BE	343.597	343.597
701 BLACKROCK INSTITUTIONAL TRUST COMPANY, N.A. INVESTMENT FUNDS FOR EMPLOYEE BE	498.247	498.247
705 BLACKROCK INSTITUTIONAL TRUST COMPANY, N.A. INVESTMENT FUNDS FOR EMPLOYEE BE	994.712	994.712
714 BLACKROCK INSTITUTIONAL TRUST COMPANY, N.A. INVESTMENT FUNDS FOR EMPLOYEE BE	1.075.696	1.075.696
703 BLACKROCK INSTITUTIONAL TRUST COMPANY, N.A. INVESTMENT FUNDS FOR EMPLOYEE BE	1.147.880	1.147.880
711 BLACKROCK INSTITUTIONAL TRUST COMPANY, N.A. INVESTMENT FUNDS FOR EMPLOYEE BE	1.767.813	1.767.813
715 BLACKROCK INTERNATIONAL ALPHA TILTS FUND	6.086	6.086
716 BLACKROCK INTERNATIONAL INDEX V.I. FUND OF BLACKROCK VARIABLE SERIES FUNDS, INC	7.311	7.311
1661 BLACKROCK LIFE LIMITED	16.949	16.949
1663 BLACKROCK LIFE LTD	155	155
1662 BLACKROCK LIFE LTD	1.475	1.475
1664 BLACKROCK LIFE LTD	3.035	3.035
1665 BLACKROCK LIFE LTD	4.157	4.157
1666 BLACKROCK LIFE LTD	15.765	15.765
1667 BLACKROCK LIFE LTD	94.972	94.972
717 BLACKROCK MSCI EAFE EQUITY INDEX NON-LENDABLE FUND B	122.315	122.315
718 BLACKROCK MSCI EMU IMI INDEX FUND B (EMUIMIB)	457	457
719 BLACKROCK MULTI-ASSET INCOME PORTFOLIO OF BLACKROCK FUNDS II	290.330	290.330
50 BLACKROCK STRATEGIC FUNDS	135	135
1125 BLACKROCK UCITS CCF. BLACKROCK ASSET MANAGEMENT IRELAND LIMITED	29.968	29.968
51 BMO MSCI EAFE INDEX ETF	143.252	143.252
1555 BNY MELLON DT NSL INTERNATIONAL STOCK INDEX FUND	28.379	28.379
1669 BNY MELLON INTERNATIONAL STOCK INDEX FUND	18.619	18.619
1556 BNYM MELLON CF SL INTERNATIONAL STOCK INDEX FUND	33.269	33.269
1557 BNYM MELLON DB SL INTERNATIONAL STOCK INDEX FUND	308.072	308.072
1558 BNYM MELLON NSL INTERNATIONAL STOCK INDEX FUND	57.100	57.100
720 BNZ WHOLESALE INTERNATIONAL EQUITIES (INDEX) FUND	11.626	11.626
1671 BOARD OF PENSIONS OF THE EVANGELICAL LUTHERAN CHURCH IN AMERICA	2.801	2.801
1670 BOARD OF PENSIONS OF THE EVANGELICAL LUTHERAN CHURCH IN AMERICA	7.684	7.684
721 BOILERMAKERS NATIONAL ANNUITY TRUST	45.281	45.281
52 BP PENSION FUND	9.127	9.127
722 BPI GIF	49.000	49.000
1559 BRANDYTRUST GLOBAL PARTNERS LP	14.549	14.549

Mediobanca S.p.A.

Assemblea ordinaria e straordinaria

28 ottobre 2021

Esito della votazione sul punto 3.b
dell'ordine del giorno

SCHEDA NOMINATIVO

	NUMERO DI AZIONI	
	TOTALE	CON DIRITTO DI VOTO
550 BRIDGE BUILDER INTERNATIONAL E	26.741	26.741
54 BRIGHTHOUSE FUNDS TRUST II METLIFE MSCI EAFE INDEX PORTFOLIO	44.816	44.816
1127 BRITISH COLUMBIA INVESTMENT MANAGEMENT CORPORATION.	761	761
1126 BRITISH COLUMBIA INVESTMENT MANAGEMENT CORPORATION.	963	963
723 BRUNEI SHELL RETIREMENT BENEFIT FUND	1.272	1.272
1560 BRUNSWICK UNIT 1 QUALIFIED NUCLEAR DECOMMISSIONING FUND	4.977	4.977
1561 BRUNSWICK UNIT 2 QUALIFIED NUCLEAR DECOMMISSIONING FUND	5.094	5.094
724 BT INTERNATIONAL SHARES INDEX FUND	39.176	39.176
725 BT WHOLESALE MULTI-MANAGER INTERNATIONAL SHARE FUND	13.778	13.778
726 BUMA-UNIVERSAL-FONDS I	6.536	6.536
727 BUREAU OF LABOR FUNDS - LABOR RETIREMENT FUND	1.798	1.798
730 BUREAU OF LABOR FUNDS-LABOR PENSION FUND	1.586	1.586
729 BUREAU OF LABOR FUNDS-LABOR PENSION FUND	2.742	2.742
728 BUREAU OF LABOR FUNDS-LABOR PENSION FUND	3.856	3.856
732 BUREAU OF LABOR FUNDS-LABOR PENSION FUND	5.140	5.140
731 BUREAU OF LABOR FUNDS-LABOR PENSION FUND	9.820	9.820
55 CAISSE DE DEPOT ET PLACEMENT DUQUEBEC	4.543	4.543
733 CAISSE DES DEPOTS ET CONSIGNATIONS	218.946	218.946
734 CALCIUM QUANT	34.724	34.724
59 CALIFORNIA PUBLIC EMPLOYEES RETIREMENT SYSTEM	3.978	3.978
58 CALIFORNIA PUBLIC EMPLOYEES RETIREMENT SYSTEM	5.055	5.055
57 CALIFORNIA PUBLIC EMPLOYEES RETIREMENT SYSTEM	718.940	718.940
56 CALIFORNIA PUBLIC EMPLOYEES RETIREMENT SYSTEM	1.497.441	1.497.441
61 CALIFORNIA STATE TEACHERS' RETIREMENT SYSTEM	1.829	1.829
62 CALIFORNIA STATE TEACHERS' RETIREMENT SYSTEM	62.819	62.819
63 CALIFORNIA STATE TEACHERS' RETIREMENT SYSTEM	166.966	166.966
60 CALIFORNIA STATE TEACHERS' RETIREMENT SYSTEM	203.943	203.943
64 CALIFORNIA STATE TEACHERS' RETIREMENT SYSTEM	309.558	309.558
1534 CALT 2004 SRL	1.500.000	1.500.000
1129 CALVERT CLIFFS NUCLEAR POWER PLANT UNIT ONE QUALIFIED FUND	2.200	2.200
1128 CALVERT CLIFFS NUCLEAR POWER PLANT UNIT ONE QUALIFIED FUND	2.900	2.900
65 CALVERT INTERNATIONAL RESPONSIBLE INDEX FUND	29.117	29.117
66 CALVERT VP EAFE INTERNATIONAL INDEX PORTFOLIO	4.446	4.446
67 CANADA PENSION PLAN INVESTMENT BOARD (CPPIB)	3.750.500	3.750.500
1535 CAPITOLIUM SRL	300.000	300.000
68 CARLETON UNIVERSITY RETIREMENT PLAN	52.850	52.850
1130 CARNELIAN INVESTMENT MANAGEMENT LLC	11.620	11.620
1562 CAROL SPEARS REV TRUST DTD 9 29 2006	4.000	4.000
69 CAYMAN ISLANDS CHAMBER OF COMMERCE PENSION FUND	3.666	3.666
1880 CB NL AIF CLIENTS ASSETS TAXABLE	16.570	16.570
1131 CBOSC-CBGS-WGSS07	12.141	12.141
736 CC AND L ALTERNATIVE GLOBAL EQUITY FUND	315	315
1563 CDW 73 IRR PARA GL	351	351
1876 CENTRAL BANK OF IRELAND	1.051	1.051
1564 CENTRAL PENSION FUND OF THE INTERNATIONAL UNION OF OPERATING EMPLOYERS	14.168	14.168
1565 CENTRAL PENSION FUND OF THE INTERNATIONAL UNION OF OPERATING ENGINEERS AND PART	118.209	118.209
70 CENTRAL PROVIDENT FUND BOARD	1.396	1.396
1132 CFSIL ATF CMLA INTERNATIONAL SHARE FUND	8.069	8.069
1133 CHALLENGE FUNDS - CHALLENGE EUROPEAN EQUITY FUND	18.098	18.098
737 CHINA LIFE INSURANCE (GROUP) COMPANY	1.597	1.597
71 CHRISTIAN SUPER	1.787	1.787

Mediobanca S.p.A.

Assemblea ordinaria e straordinaria

28 ottobre 2021

**Esito della votazione sul punto 3.b
dell'ordine del giorno**

SCHEDA NOMINATIVO

	NUMERO DI AZIONI	
	TOTALE	CON DIRITTO DI VOTO
1134 CHRISTOPHER J MILLERCHIP	519	519
72 CIBC EUROPEAN INDEX FUND	3.780	3.780
73 CIBC INTERNATIONAL INDEX FUND	33.893	33.893
74 CIBC POOLED INTERNATIONAL EQUITY INDEX FUND	3.132	3.132
1135 CINDY SPRINGS LLC	49.952	49.952
1137 CITIBANK INTERNATIONAL PLC AS TRUSTEE CITIBANK INT.PLC	131.561	131.561
1136 CITIBANK INTERNATIONAL PLC AS TRUSTEE CITIBANK INT.PLC	2.005.574	2.005.574
1138 CITITRUST LIMITED AS TRUSTEE OF BLACKROCK PREMIER FUNDS-BLACKROCK WORLD EQUITY	3.625	3.625
1566 CITW FUND LP	582	582
1139 CITY OF FRESNO RETIREMENT SYSTEMS	169.764	169.764
1141 CITY OF LOS ANGELES FIRE AND POLICE PENSION PLAN	39.795	39.795
1140 CITY OF LOS ANGELES FIRE AND POLICE PENSION PLAN	81.351	81.351
1672 CITY OF MEMPHIS RETIREMENT SYSTEM	31.453	31.453
75 CITY OF NEW YORK GROUP TRUST	45.724	45.724
77 CITY OF NEW YORK GROUP TRUST	56.386	56.386
76 CITY OF NEW YORK GROUP TRUST	60.764	60.764
1142 CITY OF TALLAHASSEE	81.710	81.710
78 CITY UNIVERSITY OF NEW YORK	531	531
739 CIVIL SERVICE EMPLOYEES PENSION FUND	10.515	10.515
1143 CLEARWATER INTERNATIONAL FUND	14.266	14.266
740 CM-AM SMALL & MIDCAP EURO	344.000	344.000
742 CM-CIC SICAV	14.000	14.000
741 CM-CIC SICAV	200.000	200.000
1144 CMLA INDEXED GLOBAL SHARE FUND	3.389	3.389
79 COLLEGE RETIREMENT EQUITIES FUND	1.174.572	1.174.572
81 COLONIAL FIRST STATE INVESTMENTFUND 3	27.772	27.772
1149 COMBUSTION ENGINEERING 524(G) ASBESTOS PI TRUST	541	541
743 COMMINGLED PENSION TRUST FUND (EAFE EQUITY INDEX) OF JP MORGAN CHASE BANK, N.A.	316.965	316.965
1150 COMMONWEALTH GLOBAL SHARE FUND 17..	214.239	214.239
1673 COMMONWEALTH OF PA TREASURY	1.713	1.713
1674 COMMONWEALTH OF PENNSYLVANIA PUBLIC SCHOOL EMPLOYEES RETIR	69.569	69.569
1151 COMMONWEALTH SUPERANNUATION CORPORATION AS TRUSTEE	30.293	30.293
82 CONNECTICUT GENERAL LIFE INSURANCE COMPANY	1.304	1.304
745 CONNECTICUT GENERAL LIFE INSURANCE COMPANY	3.151	3.151
744 CONNECTICUT GENERAL LIFE INSURANCE COMPANY	8.139	8.139
746 CONSERVATION INTERNATIONAL FOUNDATION, INC.	441	441
1675 CONSERVATIVE BALANCED PORTFOLIO	1.342	1.342
1567 CONSOLIDATED EDISON RETIREMENT PLAN	33.608	33.608
747 CONVICTION PATRIMOINE	34.400	34.400
83 COUNSEL DEFENSIVE GLOBAL EQUITY	2.860	2.860
1676 COUNTY EMPLOYEES ANNUITY AND BENEFIT FUND OF COOK COUNTY	28.833	28.833
1906 CPR EUROLAND ESG	140.382	140.382
1907 CPR EUROLAND PREMIUM	46.472	46.472
1152 CREDIT SUISSE FUNDS AG	25.741	25.741
750 CREDIT SUISSE INDEX FUND (LUX)	7.212	7.212
749 CREDIT SUISSE INDEX FUND (LUX)	138.710	138.710
748 CREDIT SUISSE INDEX FUND (LUX)	153.097	153.097
751 CREDIT SUISSE LUX EUROZONE QUALITY GROWTH EQUITY FUND	283.974	283.974
1877 CRELAN INVEST BALANCED	34.598	34.598
1878 CRELAN INVEST CONSERVATIVE	4.397	4.397
1879 CRELAN INVEST DYNAMIC	15.287	15.287

Mediobanca S.p.A.

Assemblea ordinaria e straordinaria

28 ottobre 2021

**Esito della votazione sul punto 3.b
dell'ordine del giorno**

SCHEDA NOMINATIVO

	NUMERO DI AZIONI	
	TOTALE	CON DIRITTO DI VOTO
1153 CROWN SIGMA UCITS PLC - LGT SUSTAINABLE EQUITY EUROPE SUB FU	314.600	314.600
1154 CROWN SIGMA UCITS PLC - LGT SUSTAINABLE EQUITY MARKET NEUTRA	101.500	101.500
752 CSIF 2 CREDIT SUISSE LUX COPERNICUS ITALY EQUITY FUND	101.625	101.625
753 CSIF CH EQUITY EMU CREDIT SUISSE FUNDS AG	61.407	61.407
754 CSIF CH EQUITY EUROPE EX CH BLUE CREDIT SUISSE FUNDS AG	15.781	15.781
755 CSIF CH III EQUITY WORLD EX CH VALUE WEIGHTED PENSION FUND CREDIT SUISSE FUNDS AG	5.437	5.437
1155 CSX CORP MASTER PENSION TRUST	27.077	27.077
756 CUSTODY BANK OF JAPAN, LTD. AS TRUSTEE FOR MIZUHO TRUST & BANKING CO., LTD. AS TRU	57.442	57.442
757 CUSTODY BANK OF JAPAN, LTD. AS TRUSTEE FOR MIZUHO TRUST & BANKING CO., LTD. AS TRU	3.246	3.246
559 CUSTODY BANK OF JAPAN, LTD. RE	17.305	17.305
758 CUSTODY BANK OF JAPAN, LTD. RE: MATB NISSAY / PANAGORA GLOBAL EQUITY PASSIVE FUND	1.735	1.735
759 CUSTODY BANK OF JAPAN, LTD. RE: RB TOKKIN 18420-7105	293.020	293.020
760 CUSTODY BANK OF JAPAN, LTD. RE: RB TOKKIN 18420-7106	293.171	293.171
761 CUSTODY BANK OF JAPAN, LTD. RE: STB FOREIGN STOCK INDEX MOTHER FUND(CURRENCY HEI	9.971	9.971
1156 CYSTIC FIBROSIS FOUNDATION	66.372	66.372
762 D. E. SHAW ALL COUNTRY - PM	1	1
763 DANSKE INVEST INDEX GLOBAL AC RESTRICTED - ACCUMULATING KL	24.162	24.162
1157 DANSKE INVEST SICAV - GLOBAL INDEX	22.822	22.822
1158 DANSKE INVEST SICAV - SRI GLOBAL	5.633	5.633
84 DEAM-FONDS CPT	2.409	2.409
764 DEGROOF PETERCAM ASSET MANAGEMENT REPRESENTING ERGO FUND	65.000	65.000
765 DEKA-MASTER HA EK I	26.194	26.194
1159 DELFINCO LP	19.798	19.798
86 DELTASHARES S+P INTERNATIONAL MANAGED RISK ETF	7.063	7.063
87 DESJARDINS RI DEVELOPED EXUSA EXCANADA LOW CO2 INDEX ETF	3.155	3.155
88 DESJARDINS RI DEVELOPED EXUSA EXCANADA MULTIFACTOR LOW CO2 ETF	16.320	16.320
89 DESJARDINS RI GLOBAL MULTIFACTOR FOSSIL FUEL RESERVES FREEETF	461	461
90 DETROIT EDISON QUALIFIED NUCLEAR DECOMMISSIONING TRUST	15.054	15.054
767 DEVELOPED EX-FOSSIL FUEL INDEX FUND B (FTDEVXFF)	4.437	4.437
768 DEVELOPED INTERNATIONAL EQUITY SELECT ETF	2.449	2.449
1160 DFI LP EQUITY (PASSIVE	451	451
1948 DIEGO DELLA VALLE & C. S.R.L.	4.401.000	4.401.000
1161 DILLON MARKETABLE SECURITIES COMMON TRUST FUND C/O KESWICK MANAGEMENT	1.918	1.918
1677 DIOCESE OF VENICE PENSION PLAN AND TRUST	666	666
1678 DIVERSIFIED INTERNATIONAL FUND	3.310.921	3.310.921
769 DNCA INVEST SOUTH EUROPE OPPORTUNITIES	156.287	156.287
770 DPAM CAPITAL B	39.331	39.331
771 DPAM DBI RDT	254.087	254.087
772 DPAM HORIZON	35.112	35.112
773 DPAM INVEST B	10.139.303	10.139.303
774 DPAM L	884.000	884.000
1679 DUKE ENERGY QUALIFIED NUCLEAR DECOMMISSIONING	36.145	36.145
91 DUKE ENERGY RETIREMENT SAVINGS PLAN	114.700	114.700
92 DUPONT PENSION TRUST	18.304	18.304
93 DWS GLOBAL INCOME BUILDER FUND	77.734	77.734
94 DWS GLOBAL INCOME BUILDER VIP	13.548	13.548
95 DWS INVESTMENT GMBH FOR DEAMFONDS GSK 1	6.284	6.284
96 DWS INVESTMENT GMBH FOR DEAMFONDS PG EQ	17.415	17.415
97 DWS INVESTMENT GMBH FOR DWS EUROPEAN OPPORTUNITIES	15.066	15.066
98 DWS INVESTMENT GMBH FOR MULTIINDEX EQUITY FUND	5.069	5.069
1681 DWS INVESTMENT GMBH ON BEHALF OF DEAM FONDS ZDV	678	678

Mediobanca S.p.A.

Assemblea ordinaria e straordinaria

28 ottobre 2021

**Esito della votazione sul punto 3.b
dell'ordine del giorno**

SCHEDA NOMINATIVO

	NUMERO DI AZIONI	
	TOTALE	CON DIRITTO DI VOTO
1680 DWS INVESTMENT GMBH ON BEHALF OF DEAM FONDS ZDV	9.216	9.216
1569 DWS INVESTMENT GMBH ON BEHALF OF DEUTSCHE DCG EQ	4.197	4.197
99 DWS INVESTMENT SA FOR ARERO DER WELTFONDS	14.761	14.761
100 DWS MULTI ASSET PIR FUND	122.388	122.388
1162 DYNASTY INVEST LTD	1.116	1.116
1682 EASTSPRING INVESTMENTS	1.370	1.370
101 EATON VANCE EQUITY HARVEST FUNDLLC	6.972	6.972
775 EBK-AKTIEN-UNIVERSAL-FONDS	40.430	40.430
1163 ECOLAB PENSION TRUST	20.235	20.235
1909 EGAMO ACTION EURO	1.400	1.400
1910 EGAMO ALLOCATION FLEXIBLE	17.659	17.659
776 EMBO-FONDS	17.164	17.164
102 EMERGENCY SERVICES SUPERANNUATION SCHEME	1.925	1.925
1164 EMERSON ELECTRIC CO. RETIREMENT MASTER TRUST	39.900	39.900
777 EMPLOYEES RETIREMENT SYSTEM OF GEORGIA	80.902	80.902
1683 EMPLOYEES RETIREMENT SYSTEM OF THE CITY OF BALTIMORE OF BALTIMORE	977	977
1684 EMPLOYEES RETIREMENT SYSTEM OF THE STATE OF HAWAII	1	1
1685 ENERGY INSURANCE MUTUAL LIMITED	6.680	6.680
1165 ENERGY INVESTMENT FUND	5.046	5.046
778 ENHANCED INDEX INTERNATIONAL SHARE FUND	11.057	11.057
779 ENHANCED INDEX INTERNATIONAL SHARE FUND	26.249	26.249
1687 ENSIGN PEAK ADVISORS INC	1	1
1686 ENSIGN PEAK ADVISORS INC	60.162	60.162
1688 ENSIGN PEAK ADVISORS INC	63.270	63.270
103 EPSILON ASSOCIATI SGR - EPSILONSGR DLONGRUN	269	269
104 EPSILON ASSOCIATI SGR - EPSILONSGR QRETURN	14.757	14.757
105 EPSILON MULTIASSET VALORE GLOBALE DICEMBRE 2021	5.037	5.037
106 EPSILON MULTIASSET VALORE GLOBALE LUGLIO 2022	5.240	5.240
107 EPSILON MULTIASSET VALORE GLOBALE MAGGIO 2022	6.636	6.636
108 EPSILON MULTIASSET VALORE GLOBALE MARZO 2022	3.426	3.426
780 EQ ADVISORS TRUST - ATM INTERNATIONAL MANAGED VOLATILITY PORTFOLIO	15.653	15.653
781 EQ ADVISORS TRUST - ATM INTERNATIONAL MANAGED VOLATILITY PORTFOLIO	38.581	38.581
782 EQ ADVISORS TRUST - EQ/AB DYNAMIC GROWTH PORTFOLIO	5.748	5.748
783 EQ ADVISORS TRUST - EQ/AB DYNAMIC MODERATE GROWTH PORTFOLIO	26.125	26.125
784 EQ ADVISORS TRUST - EQ/GLOBAL EQUITY MANAGED VOLATILITY PORTFOLIO	19.331	19.331
785 EQ ADVISORS TRUST - EQ/INTERNATIONAL CORE MANAGED VOLATILITY PORTFOLIO	28.075	28.075
786 EQ ADVISORS TRUST - EQ/INTERNATIONAL MANAGED VOLATILITY PORTFOLIO	81.255	81.255
787 EQ OFFSHORE MULTIMANAGER FUNDS TRUST - EQ OFFSHORE AGGRESSIVE MULTIMANAGER FI	2.320	2.320
1166 EQUIPSUPER	9.240	9.240
788 EQUITABLE FINANCIAL LIFE INSURANCE COMPANY	5.844	5.844
109 ES ALLIANCE BERNSTEIN UK EQUITYFUND	334.486	334.486
564 ETOILE ACTIONS INTERNATIONALES	118.171	118.171
110 EURIZON AZIONI ITALIA	713.494	713.494
111 EURIZON PIR ITALIA AZIONI	40.415	40.415
112 EURIZON PROGETTO ITALIA 40	229.790	229.790
113 EURIZON PROGETTO ITALIA 70	266.688	266.688
114 EURIZON RENDITA	8.497	8.497
790 EUROBEN EQUITY GLOBAL	1.204	1.204
791 EUROPE EQUITY INDEX ESG SCREENED FUND B(EURXCWB)	40.927	40.927
792 EUROPE EX-UK ALPHA TILTS ESG SCREENED FUND B (EUTLTBTTL)	91.078	91.078
793 EUROPE RESTRICTED - ACCUMULATING KL	52.626	52.626

Mediobanca S.p.A.

Assemblea ordinaria e straordinaria

28 ottobre 2021

Esito della votazione sul punto 3.b
dell'ordine del giorno

SCHEDA NOMINATIVO

	NUMERO DI AZIONI	
	TOTALE	CON DIRITTO DI VOTO
1690 EUROPEAN CENTRAL BANK	38.512	38.512
1691 EUROPEAN CENTRAL BANK	44.031	44.031
1167 EVA VALLEY MA1 LLC	8.853	8.853
1168 EXELON FITZPATRICK QUALIFIED FUND	3.014	3.014
115 FAMILY INVESTMENTS CHILD TRUST FUND	19.552	19.552
116 FAMILY INVESTMENTS GLOBAL ICVC FAMILY BALANCED INTERNATIONALFUND	12.188	12.188
1169 FCM INTERNATIONAL LLC	2.081	2.081
1911 FCP ARRCO LONG TERME D	457.039	457.039
1912 FCP CARP - INDO	195.052	195.052
794 FCP CNP ACTIONS EMU UBS	170.857	170.857
795 FCP FRANCE PLACEMENT EURO ESG	80.075	80.075
796 FCP FRANCE PLCT INTERNATIONAL ESG	173.077	173.077
797 FCP SODIUM I	48.343	48.343
1913 FCP VILLIERS ALLEGRO	179.806	179.806
1914 FCPE EVOLUTIS	157.836	157.836
1915 FDRN AMUNDI	66.566	66.566
1692 FEDERATED HERMES INTERNATIONAL SMALL MID COMPANY FUND	120.000	120.000
1479 FERRERO S.P.A.	2.861.250	2.861.250
799 FIAM GROUP TRUST FOR EMPLOYEE BENEFIT PLANS	2.355.828	2.355.828
1170 FIDDLER PARTNERS LLC.	356	356
800 FIDELITY CONCORD STREET TRUST: FIDELITY SERIES INTERNATIONAL INDEX FUND	9.240	9.240
117 FIDELITY INV TRUST FIDELITY SERIES INT VALUE FUND	12.979.755	12.979.755
118 FIDELITY INV TRUST FIDELITY TOTAL INT EQUITY FUND	27.907	27.907
801 FIDELITY INVESTMENT FUNDS - FIDELITY INDEX EUROPE EX UK FUND	40.799	40.799
802 FIDELITY INVESTMENT FUNDS - FIDELITY INDEX WORLD FUND	43.705	43.705
119 FIDELITY INVESTMENT TRUST FIDELITY FLEX INTERNATIONAL FUND	37.348	37.348
1171 FIDELITY INVESTMENT TRUST: FIDELITY INTERNATIONAL VALUE FUND	343.525	343.525
120 FIDELITY RUTLAND SQUARE TRUST II STRATEGIC ADV FIDELITY INT FND	426.700	426.700
1570 FIDELITY SAI INTERNATIONAL INDEX FUND	223.353	223.353
803 FIDELITY SALEM STREET TRUST: FIDELITY GLOBAL EX U.S. INDEX FUND	200.456	200.456
804 FIDELITY SALEM STREET TRUST: FIDELITY TOTAL INTERNATIONAL INDEX FUND	161.934	161.934
805 FIDELITY SALEM STREET TRUST: FIDELITY ZERO INTERNATIONAL INDEX FUND	76.520	76.520
1172 FIDELITY SALEM STREET TRUST: FIDELITY FLEX INTERNATIONAL INDEX FUND	27.463	27.463
1173 FIDELITY SALEM STREET TRUST: FIDELITY SERIES GLOBAL EX U.S. INDEX FUND	673.658	673.658
806 FIDELITY UCITS II ICAV/FIDELITY MSCI EUROPE INDEX FUND	1.608	1.608
807 FIDELITY UCITS II ICAV/FIDELITY MSCI WORLD INDEX FUND	1.519	1.519
121 FIDEURAM COMPARTO PIANO AZIONI ITALIA	917.500	917.500
122 FIDEURAM COMPARTO PIANO BILANCIATO ITALIA 30	39.000	39.000
123 FIDEURAM COMPARTO PIANO BILANCIATO ITALIA 50	310.000	310.000
124 FIDEURAM ITALIA	51.640	51.640
1480 FIN PRIV SRL	14.340.218	14.340.218
808 FINANCIERE DU PERGUET	18.769.815	18.769.815
566 FINELDO S.R.L.	2.043.720	2.043.720
1481 FINPROG ITALIA S.P.A.	1.873.621	1.873.621
125 FINPROG ITALIA S.P.A.	2.563.846	2.563.846
809 FINREON WORLD EQUITY MULTI PREMIA CREDIT SUISSE FUNDS AG	518	518
1693 FIRE AND POLICE MEMBERS BENEFIT INVESTMENT FUND	6.907	6.907
1694 FIREFIGHTERS RETIREMENT SYSTEM	32.400	32.400
126 FIRST ASSET MORNINGSTAR INTERNATIONAL VALUE INDEX ETF	212.178	212.178
1695 FLEXIBLE MANAGED PORTFOLIO	1.785	1.785
810 FLEXSHARES MORNINGSTAR DEVELOPED MARKETS EX-US FACTOR TILT INDEX FUND	14.784	14.784

Mediobanca S.p.A.

Assemblea ordinaria e straordinaria

28 ottobre 2021

**Esito della votazione sul punto 3.b
dell'ordine del giorno**

SCHEDA NOMINATIVO

	NUMERO DI AZIONI	
	TOTALE	CON DIRITTO DI VOTO
1696 FLORIDA BIRTH RELATED NEUROLOGICAL INJURY COMPENSATION ASSOCIATION	14.827	14.827
1697 FLORIDA GLOBAL EQUITY FUND LLC	3.995	3.995
1571 FLORIDA LLC	46.838	46.838
1699 FLORIDA RETIREMENT SYSTEM	199.401	199.401
1698 FLORIDA RETIREMENT SYSTEM	348.196	348.196
1702 FLORIDA RETIREMENT SYSTEM TRUST FUND	15.737	15.737
1700 FLORIDA RETIREMENT SYSTEM TRUST FUND	36.644	36.644
1701 FLORIDA RETIREMENT SYSTEM TRUST FUND	68.031	68.031
1703 FLORIDA RETIREMENT SYSTEM TRUST FUND	1.268.955	1.268.955
811 FLORNOY FUND	511.405	511.405
127 FLOURISH INVESTMENT CORPORATION	49.729	49.729
128 FMR CAPITAL INC	346	346
129 FND DE SEGURANCA SOCIAL DE MACAU	19.307	19.307
130 FONDATION LUCIE ET ANDRE CHAGNON	15.700	15.700
629 FONDAZIONE CASSA DI RISPARMIO DI TERNI E NARNI	2.210.000	2.210.000
812 FONDAZIONE ROMA - GLOBAL PASSIVE EQUITIES	1.093	1.093
1541 FONDO SCUOLA ESPERO - CRESCITA AZIONARIO	5.185	5.185
1916 FONDS OBJECTIF CLIMAT ACTIONS1	22.435	22.435
1174 FORD MOTOR COMPANY DEFINED BENEFIT MASTER TRUST.	6.525	6.525
1175 FORD MOTOR COMPANY DEFINED BENEFIT MASTER TRUST.	9.708	9.708
1176 FORD MOTOR COMPANY OF CANADA LIMITED PENSION TRUST	5.612	5.612
816 FORD PENSION UNIVERSAL	1.648	1.648
817 FOREIGN STOCK INDEX MOTHER FUND	22.365	22.365
1177 FOURTH AVENUE INVESTMENT COMPANY	18.655	18.655
818 FOVERUKA PENSION UNIVERSAL	6.089	6.089
819 FRANCE INVESTISSEMENT EURO	96.837	96.837
820 FRANCE PLACEMENT EURO ESG PLUS	364.476	364.476
131 FRANK RUSSELL INVESTMENT CO II PLC	14.000	14.000
133 FRANK RUSSELL INVESTMENT COMPANY PLC	5.767	5.767
132 FRANK RUSSELL INVESTMENT COMPANY PLC	64.975	64.975
134 FRANKLIN FTSE EUROPE EX U.K. INDEX ETF	9.920	9.920
135 FRANKLIN LIBERTYSHARES ICAV	528	528
1178 FRANKLIN SELECT GLOBAL MULTI-ASSETINCOME FUND	340	340
136 FRANKLIN TEMPLETON ETF TRUST - FRANKLIN FTSE EUROPE ETF	11.832	11.832
137 FRANKLIN TEMPLETON ETF TRUST - FRANKLIN FTSE EUROPE HEDGED ETF	1.023	1.023
138 FRANKLIN TEMPLETON ETF TRUST - FRANKLIN FTSE ITALY ETF	7.068	7.068
139 FREZZOTTI FRANCA	588	588
140 FREZZOTTI GIOVANNI	1.694	1.694
821 FUNDACAO CALOUSTE GULBENKIAN	6.956	6.956
1179 FUNDO DE PENSOES.	6.366	6.366
1180 FUTURE FUND BOARD OF GUARDIANS FOR AND ON BEHALF OF FUTURE F.	59.006	59.006
1181 FUTURE FUND BOARD OF GUARDIANS FOR AND ON BEHALF OF THE MEDI.	13.578	13.578
822 G.A.-FUND-B - EURO EQUITIES	232.025	232.025
823 G.A.-FUND-B - SUSTAINABLE WORLD EQUITIES	199.810	199.810
1484 GAVIO BENIAMINO - GAVIO DANIELA	371.642	371.642
1482 GAVIO BENIAMINO GIUSEPPE STEFANO	1.271.642	1.271.642
1485 GAVIO DANIELA	577.500	577.500
1486 GAVIO MARCELLO	332.000	332.000
1182 GBPO - QCF - GLOBAL BALANCED POOL	8.186	8.186
824 GEFIP INVEST	115.000	115.000
141 GENERAL ELECTRIC PENSION TRUST	98.344	98.344

Mediobanca S.p.A.

Assemblea ordinaria e straordinaria

28 ottobre 2021

Esito della votazione sul punto 3.b
dell'ordine del giorno

SCHEDA NOMINATIVO

	NUMERO DI AZIONI	
	TOTALE	CON DIRITTO DI VOTO
1183 GENERAL ORGANISATION FOR SOCIAL INSURANCE	7.137	7.137
1186 GENERAL PENSION AND SOCIAL SECURITY AUTHORITY GPSSA	5.382	5.382
1185 GENERAL PENSION AND SOCIAL SECURITY AUTHORITY GPSSA	13.003	13.003
1184 GENERAL PENSION AND SOCIAL SECURITY AUTHORITY GPSSA	18.060	18.060
1487 GENERALI ITALIA S.P.A.	2.141.244	2.141.244
1572 GEORGIA TECH FOUNDATION INC	139	139
1521 GERANA SICAV-SIF, S.A.	22.107	22.107
825 GESTIELLE PRO ITALIA	180.000	180.000
1488 GILPAR S.P.A.	1.115.300	1.115.300
1187 GLG EUROPEAN LONG-SHORT FUND MAPLES CORPORATE SERVICES LIMIT	1.368	1.368
826 GLOBAL ALPHA TILTS FUND B (ACWILTBL)	1.407	1.407
1573 GLOBAL ATLANTIC BLACKROCK DISCIPLINED INTERNATIONAL CORE PORTFOLIO	18.323	18.323
1188 GLOBAL BOND FUND WAYCROSSE INC	35.169	35.169
828 GLOBAL EQUITIES ENHANCED INDEX FUND	6.740	6.740
827 GLOBAL EQUITIES ENHANCED INDEX FUND	16.003	16.003
829 GLOBAL EX-U.S. ALPHA TILTS FUND B (ACWITLB)	29.679	29.679
1917 GLOBAL MULTI ASSET KKS	25.157	25.157
1704 GLOBAL PORTFOLIO	87.600	87.600
142 GMAM GROUP PENSION TRUST II	11.568	11.568
143 GMAM INVESTMENT FUNDS TRUST	28.353	28.353
144 GMAM INVESTMENT FUNDS TRUST	53.400	53.400
145 GMO BENCHMARKFREE FUND	77.313	77.313
146 GMO FUNDS PLC GMO GLOBAL EQUITYALLOCATION INVESTMENT FUND	7.432	7.432
147 GMO FUNDS PLC GMO GLOBAL REAL RETURN (UCITS) FUND	47.451	47.451
148 GMO IMPLEMENTATION FUND	166.948	166.948
149 GMO INTERNATIONAL EQUITY FUND	417.710	417.710
150 GMO STRATEGIC OPPORTUNITIES ALLOCATION FUND	9.979	9.979
151 GMO TAXMANAGED INTERNATIONAL EQUITIES FUND	4.523	4.523
1705 GMS ERISA GROUP TRUST	17.200	17.200
1706 GOLDMAN SACHS MARKETBETA INTERNATIONAL EQUITY ETF	14.288	14.288
152 GOLDMAN SACHS TRUST GOLDMAN SACHS GLOBAL MANAGED BETA FUND	3.912	3.912
153 GOLDMAN SACHS TRUST II - GOLDMAN SACHS MULTI-MANAGER ALTERNATIVE	11.698	11.698
154 GOLDMAN SACHS UK RETIREMENT PLAN	9.341	9.341
1708 GOVERNMENT EMPLOYEES PENSION FUND	20.150	20.150
1707 GOVERNMENT EMPLOYEES PENSION FUND	23.745	23.745
1189 GOVERNMENT EMPLOYEES SUPERANNUATION BOARD	10.360	10.360
1192 GOVERNMENT OF NORWAY	579.954	579.954
1190 GOVERNMENT OF NORWAY	1.010.000	1.010.000
1191 GOVERNMENT OF NORWAY	5.333.137	5.333.137
830 GOVERNMENT PENSION INVESTMENT FUND	47.324	47.324
155 GOVERNMENT PENSION INVESTMENT FUND	170.561	170.561
1574 GREAT WEST CORE STRATEGIES INTERNATIONAL EQUITY FUND	6.721	6.721
1575 GREAT WEST CORE STRATEGIES INTERNATIONAL EQUITY FUND	34.000	34.000
1709 GREAT WEST INTERNATIONAL INDEX FUND	40.609	40.609
1576 GREAT WEST INTERNATIONAL VALUE FUND	210.400	210.400
1472 GRECO GIOVANNI	300	300
571 GREEN TREE FUND A SERIES OF T	9.498	9.498
1193 GUIDESTONE FUNDS INTERNATIONAL EQUITY INDEX FUND.	21.353	21.353
1194 HAGFORS LIMITED THE R&H TRUST COMPANY LTD	9.029	9.029
1918 HARMO PLACEMENT 2	34.642	34.642
1919 HARMONIE ALLOCATION	32.124	32.124

Mediobanca S.p.A.

Assemblea ordinaria e straordinaria

28 ottobre 2021

**Esito della votazione sul punto 3.b
dell'ordine del giorno**

SCHEDA NOMINATIVO

	NUMERO DI AZIONI	
	TOTALE	CON DIRITTO DI VOTO
1920 HARMONIE EQUILIBRE	66.401	66.401
1577 HARRIS UNIT 1 QUALIFIED NUCLEAR DECOMMISSIONING FUND	2.843	2.843
834 HARTFORD ACCIDENT AND INDEMNITY COMPANY	1.832	1.832
157 HARTFORD SCHRODERS INTERNATIONAL MULTI-CAP VALUE FUND	355.253	355.253
1195 HASLAM FAMILY INVESTMENT PARTNERSHI	1.822	1.822
158 HC CAPITAL TRUST - THE ESG GROWTH PORTFOLIO	1.412	1.412
159 HC CAPITAL TRUST- THE CATHOLIC SRI GROWTH PORTFOLIO	356	356
160 HC CAPITAL TRUST- THE INSTITUTIONAL INTERNATIONAL EQUITY PORTFOL	32.957	32.957
161 HC CAPITAL TRUST- THE INTERNATIONAL EQUITY PORTFOLIO	187.061	187.061
836 HELABA-INVEST KAPITALANLAGEGESELLSCHAFT MBH	212.900	212.900
837 HI MANPT FONDS	41.787	41.787
1199 HONG KONG SAR GOVERNMENT EXCHANGE FUND.	5.572	5.572
1198 HONG KONG SAR GOVERNMENT EXCHANGE FUND.	10.286	10.286
1197 HONG KONG SAR GOVERNMENT EXCHANGE FUND.	87.939	87.939
1196 HONG KONG SAR GOVERNMENT EXCHANGE FUND.	508.629	508.629
1202 HRW TESTAMENTARY TRUST NO 1.	4.526	4.526
1203 HRW TESTAMENTARY TRUST NO 2.	2.284	2.284
1204 HRW TESTAMENTARY TRUST NO 3.	2.820	2.820
1205 HRW TESTAMENTARY TRUST NO 4.	1.718	1.718
1206 HRW TESTAMENTARY TRUST NO 5.	1.764	1.764
1207 HRW TESTAMENTARY TRUST NO 6.	4.620	4.620
1208 HRW TESTAMENTARY TRUST NO. 10.	2.903	2.903
1209 HRW TESTAMENTARY TRUST NO. 11.	5.561	5.561
1210 HRW TESTAMENTARY TRUST NO. 12.	4.952	4.952
1211 HRW TESTAMENTARY TRUST NO. 7.	3.795	3.795
1212 HRW TESTAMENTARY TRUST NO. 8.	3.924	3.924
1213 HRW TESTAMENTARY TRUST NO. 9.	2.903	2.903
1214 HRW TRUST NO 1 UAD 01/17/03.	6.490	6.490
1215 HRW TRUST NO 2 UAD 01/17/03.	1.222	1.222
1216 HRW TRUST NO 3 UAD 01/17/03.	1.483	1.483
1217 HRW TRUST NO 4 UAD 01/17/03..	1.483	1.483
162 HSBC BANK SSB AUT EU SCREEN EX CONTROVERSIES CW INDEX EQ FND	466.737	466.737
838 HSBC ETF'S PLC	7.560	7.560
840 HSBC ETF'S PLC	9.152	9.152
839 HSBC ETF'S PLC	14.517	14.517
841 HSBC ETF'S PLC - HSBC MSCI EUROPE CLIMATE PARIS ALIGNED UCITS ETF	3.678	3.678
842 HSBC ETF'S PUBLIC LIMITED COMPANY	323	323
843 HSBC EUROPEAN INDEX FUND	293.587	293.587
844 HSBC INDEX TRACKER INVESTMENT FUNDS ICVC	38.413	38.413
845 HSBC LIFE (INTERNATIONAL) LIMITED	1.837	1.837
848 HSBC LIFE (INTERNATIONAL) LIMITED	3.136	3.136
846 HSBC LIFE (INTERNATIONAL) LIMITED	8.230	8.230
847 HSBC LIFE (INTERNATIONAL) LIMITED	10.540	10.540
1710 IA CLARINGTON GLOBAL VALUE FUND	5.044	5.044
163 IBM 401(K) PLUS PLAN TRUST	104.942	104.942
1218 IBM DIVERSIFIED GLOBAL EQUITY FUND	12.731	12.731
849 IBM PERSONAL PENSION PLAN TRUST	5.048	5.048
164 IBM RETIREMENT PLAN	2.736	2.736
1921 ICARE	11.786	11.786
850 IF IST2 EUROPE INDEX	26.614	26.614
851 IFM GLOBAL INDEXED EQUITIES FUND	1.730	1.730

Mediobanca S.p.A.

Assemblea ordinaria e straordinaria

28 ottobre 2021

**Esito della votazione sul punto 3.b
dell'ordine del giorno**

SCHEDA NOMINATIVO

	NUMERO DI AZIONI	
	TOTALE	CON DIRITTO DI VOTO
166 IG MACKENZIE EUROPEAN MID-CAP EQUITY FUND	155.001	155.001
165 IG MACKENZIE EUROPEAN MID-CAP EQUITY FUND	881.316	881.316
852 II	265.000	265.000
1219 ILA - RAFIMF	2.845	2.845
1220 ILA-A-FTSEDW	33.439	33.439
1221 ILA-LA WORLD ESG SCREENED FUND	13.214	13.214
1578 IMCO GLOBAL PUBLIC EQUITY LP	28.078	28.078
169 IMPERIAL INTERNATIONAL EQUITY POOL	7.768	7.768
168 IMPERIAL INTERNATIONAL EQUITY POOL	17.533	17.533
167 IMPERIAL INTERNATIONAL EQUITY POOL	615.033	615.033
170 IMPERIAL OVERSEAS EQUITY POOL	28.152	28.152
1711 INDIANA PUBLIC RETIREMENT SYSTEM	13.490	13.490
1922 INDOSUEZ EURO PATRIMOINE	92.000	92.000
1713 INDUSTRIAL ALLIANCE INSURANCE AND FINANCIAL SERVICES INC	1.734	1.734
1714 INDUSTRIAL ALLIANCE INSURANCE AND FINANCIAL SERVICES INC	10.195	10.195
1712 INDUSTRIAL ALLIANCE INSURANCE AND FINANCIAL SERVICES INC	26.857	26.857
853 ING DIRECT SICAV	42.665	42.665
172 INSTITUTIONAL RETIREMENT TRUST	2.291	2.291
171 INSTITUTIONAL RETIREMENT TRUST	20.425	20.425
854 INSTITUTIONELLA AKTIEFONDEN VARLDEN	36.925	36.925
855 INTECH GLOBAL ALL COUNTRY ENHANCED INDEX FUND LLC	1.111	1.111
1222 INTER AMERICAN DEVELOPMENT BANK STAFF RETIREMENT FUND	54.812	54.812
1223 INTER AMERICAN DEVELOPMENT BANK STAFF RETIREMENT FUND	79.349	79.349
1225 INTER-AMERICAN DEVELOPMENT BANK	25.047	25.047
1224 INTER-AMERICAN DEVELOPMENT BANK	36.131	36.131
856 INTERNATIONAL ALPHA TILTS FUND B (INTLTB)	88.378	88.378
173 INTERNATIONAL EQUITIES SECTOR TRUST	990	990
1226 INTERNATIONAL EQUITY FUND LLC	8.634	8.634
1718 INTERNATIONAL EQUITY INDEX FUND	43.172	43.172
1227 INTERNATIONAL EXPATRIATE BENEFIT MASTER TRUST	2.076	2.076
177 INTERNATIONAL MONETARY FUND	8.537	8.537
176 INTERNATIONAL MONETARY FUND	8.608	8.608
175 INTERNATIONAL MONETARY FUND	9.829	9.829
174 INTERNATIONAL MONETARY FUND	12.476	12.476
1228 INTERNATIONAL MONETARY FUND RETIRED STAFF BENEFITS INVESTMENT ACCOUNT	374	374
1231 INTERNATIONAL MONETARY FUND STAFF RETIREMENT PLAN 700	1.405	1.405
1230 INTERNATIONAL MONETARY FUND STAFF RETIREMENT PLAN 700	23.160	23.160
1229 INTERNATIONAL MONETARY FUND STAFF RETIREMENT PLAN 700	95.894	95.894
1719 INTERNATIONAL SMALL CO FUND	616.317	616.317
178 INTERNATIONAL TILTS MASTER PORTFOLIO OF MASTER INVESTMENT PORTFO	82.166	82.166
179 INV SOLUTIONS FUNDS ICVC FUNDAMENTAL INDEX GLOBAL EQUITY FUND	99.134	99.134
857 INV. DANSKE INVEST EUROPA INDEKS BNP	7.337	7.337
858 INV. DANSKE INVEST EUROPA INDEKS KL	17.278	17.278
859 INV. DANSKE INVEST GLOBAL INDEKS KL	14.457	14.457
860 INV. DANSKE INVEST, GLOBAL INDEKS - AKKUMULERENDE KL	2.266	2.266
861 INVERSABADELL 10, FI	2.941	2.941
862 INVERSABADELL 25, FI	51.280	51.280
863 INVERSABADELL 50, FI	22.669	22.669
864 INVERSABADELL 70, FI	9.272	9.272
1720 INVESCO FTSE RAFI DEVELOPED MARKETS EX U S ETF	74.656	74.656
1721 INVESCO FTSE RAFI EMERGING MARKETS UCITS ETF	47.031	47.031

Mediobanca S.p.A.

Assemblea ordinaria e straordinaria

28 ottobre 2021

Esito della votazione sul punto 3.b
dell'ordine del giorno

SCHEDA NOMINATIVO

	NUMERO DI AZIONI	
	TOTALE	CON DIRITTO DI VOTO
180 INVESCO GLOBAL LOW VOLATILITY EQUITY YIELD FUND	1.139	1.139
1722 INVESCO INTERNATIONAL DEVELOPED DYNAMIC MUTLIFACTOR ETF	25.544	25.544
1723 INVESCO MARKETS II PLC	107	107
1724 INVESCO MARKETS II PLC	211	211
1579 INVESCO MARKETS II PLC	1.135	1.135
1580 INVESCO MARKETS II PLC	7.813	7.813
1726 INVESCO MARKETS III PLC	821	821
1725 INVESCO MARKETS III PLC	847	847
1727 INVESCO PERPETUAL GLOBAL FINANCIAL CAPITAL FUND	32.500	32.500
1728 INVESCO PUREBETA FTSE DEVELOPED EX NORTH AMERICA ETF	313	313
1729 INVESCO S AND P EUROPE 350 EQUAL WEIGHT INDEX ETF	648	648
1730 INVESTERINGSFORENINGEN LAEGERNES INVEST LI AKTIER GLOBALE	3.785	3.785
865 INVESTERINGSFORENINGEN NORDEA INVEST ENGROS INTERNATIONALE AKTIER - ETISK TIL'	27.740	27.740
866 INVESTERINGSFORENINGEN NORDEA INVEST GLOBALE AKTIER INDEKS KL	3.046	3.046
1731 IOWA PUBLIC EMPLOYEES RETIREMENT SYSTEM	22.342	22.342
1923 IP ACTIONS EURO	20.507	20.507
867 IPAC SPECIALIST INVESTMENT STRATEGIES - INTERNATIONAL SHARE STRATEGY NO.1	2.833	2.833
181 IPC MULTI-FACTOR INTERNATIONAL EQUITY	32.285	32.285
182 IPROFILE INTERNATIONAL EQUITY PRIVATE POOL	162.306	162.306
1732 IQ 50 PERCENT HEDGED FTSE INTERNATIONAL ETF	18.136	18.136
1733 IQ CANDRIAM ESG INTERNATIONAL EQUITY ETF	11.205	11.205
573 IRCEC CASSETTE DIVERSIFIE	74.805	74.805
1734 IRISH AIRLINES PILOTS SUPERANNUATION SCHEME	3.343	3.343
1232 IRISH LIFE ASSURANCE PLC	561	561
1233 IRISH LIFE ASSURANCE PLC	8.180	8.180
1236 IRISH LIFE ASSURANCE PLC	13.894	13.894
1237 IRISH LIFE ASSURANCE PLC	16.960	16.960
1234 IRISH LIFE ASSURANCE PLC	33.345	33.345
1238 IRISH LIFE ASSURANCE PLC	77.675	77.675
1235 IRISH LIFE ASSURANCE PLC	115.176	115.176
1239 IRISH LIFE ASSURANCE.	76.721	76.721
1240 IRR K LLC	13.269	13.269
868 ISHARES ALL-COUNTRY EQUITY INDEX FUND	2.349	2.349
183 ISHARES CORE MSCI EAFE ETF	3.130.373	3.130.373
184 ISHARES CORE MSCI EUROPE ETF	256.657	256.657
185 ISHARES CORE MSCI INTERNATIONALDEVELOPED MARKETS ETF	202.576	202.576
186 ISHARES CORE MSCI TOTAL INTERNATIONAL STOCK ETF	626.527	626.527
187 ISHARES EDGE MSCI INTL MOMENTUMFACTOR ETF	67.749	67.749
188 ISHARES EDGE MSCI INTL SIZE FACTOR ETF	1.980	1.980
189 ISHARES EDGE MSCI INTL VALUE FACTOR ETF	81.886	81.886
190 ISHARES EURO STOXX UCITS ETF (DE)	259.845	259.845
191 ISHARES EUROPE ETF	139.182	139.182
192 ISHARES GLOBAL FINANCIALS ETF	284.179	284.179
193 ISHARES II PUBLIC LIMITED COMPANY	3.199	3.199
195 ISHARES II PUBLIC LIMITED COMPANY	12.746	12.746
194 ISHARES II PUBLIC LIMITED COMPANY	17.336	17.336
196 ISHARES III PUBLIC LIMITED COMPANY	16.131	16.131
197 ISHARES III PUBLIC LIMITED COMPANY	24.724	24.724
198 ISHARES INTERNATIONAL FUNDAMENTAL INDEX ETF	624	624
202 ISHARES IV PUBLIC LIMITED COMPANY	632	632
208 ISHARES IV PUBLIC LIMITED COMPANY	815	815

Mediobanca S.p.A.

Assemblea ordinaria e straordinaria

28 ottobre 2021

Esito della votazione sul punto 3.b
dell'ordine del giorno

SCHEDA NOMINATIVO

	NUMERO DI AZIONI	
	TOTALE	CON DIRITTO DI VOTO
207 ISHARES IV PUBLIC LIMITED COMPANY	1.265	1.265
210 ISHARES IV PUBLIC LIMITED COMPANY	1.374	1.374
209 ISHARES IV PUBLIC LIMITED COMPANY	2.316	2.316
200 ISHARES IV PUBLIC LIMITED COMPANY	4.000	4.000
199 ISHARES IV PUBLIC LIMITED COMPANY	6.786	6.786
204 ISHARES IV PUBLIC LIMITED COMPANY	6.994	6.994
205 ISHARES IV PUBLIC LIMITED COMPANY	8.224	8.224
203 ISHARES IV PUBLIC LIMITED COMPANY	16.089	16.089
206 ISHARES IV PUBLIC LIMITED COMPANY	24.278	24.278
201 ISHARES IV PUBLIC LIMITED COMPANY	25.645	25.645
211 ISHARES MSCI ACWI ETF	285.923	285.923
212 ISHARES MSCI ACWI EX U.S. ETF	114.971	114.971
213 ISHARES MSCI ACWI LOW CARBON TARGET ETF	22.440	22.440
214 ISHARES MSCI EAFE ETF	2.072.069	2.072.069
215 ISHARES MSCI EAFE INTERNATIONALINDEX FUND	287.821	287.821
216 ISHARES MSCI EAFE VALUE ETF	1.154.060	1.154.060
217 ISHARES MSCI EUROPE FINANCIALS ETF	582.780	582.780
218 ISHARES MSCI EUROZONE ETF	857.010	857.010
219 ISHARES MSCI ITALY ETF	1.001.805	1.001.805
220 ISHARES MSCI KOKUSAI ETF	2.453	2.453
221 ISHARES MSCI WORLD ETF	24.155	24.155
222 ISHARES PUBLIC LIMITED COMPANY	564	564
224 ISHARES PUBLIC LIMITED COMPANY	2.854	2.854
223 ISHARES PUBLIC LIMITED COMPANY	5.833	5.833
225 ISHARES PUBLIC LIMITED COMPANY	31.423	31.423
226 ISHARES STOXX EUROPE 600 FINANCIAL SERVICES UCITS ETF DE	134.632	134.632
227 ISHARES STOXX EUROPE 600 UCITS ETF (DE)	386.311	386.311
228 ISHARES STOXX EUROPE MID 200 UCITS ETF (DE)	220.262	220.262
231 ISHARES V PUBLIC LIMITED COMPANY	158	158
230 ISHARES V PUBLIC LIMITED COMPANY	1.562	1.562
229 ISHARES V PUBLIC LIMITED COMPANY	3.402	3.402
232 ISHARES VI PUBLIC LIMITED COMPANY	132	132
233 ISHARES VI PUBLIC LIMITED COMPANY	1.458	1.458
234 ISHARES VI PUBLIC LIMITED COMPANY	21.269	21.269
235 ISHARES VII PLC	440	440
238 ISHARES VII PLC	1.354	1.354
239 ISHARES VII PLC	4.531	4.531
236 ISHARES VII PLC	28.293	28.293
237 ISHARES VII PLC	52.145	52.145
869 ISHARES WHOLESALE INTERNATIONAL EQUITY INDEX FUND	54.300	54.300
870 ISHARES WHOLESALE SCREENED INTERNATIONAL EQUITY INDEX FUND	4.169	4.169
240 ISHARES WORLD EX SWITZERLAND EQUITY INDEX FUND II (CH)	6.110	6.110
242 ISHARES WORLD EX SWITZERLAND ESG EQUITY INDEX FUND (CH)	5.353	5.353
241 ISHARES WORLD EX SWITZERLAND ESG EQUITY INDEX FUND (CH)	11.566	11.566
1536 ISTITUTO FINANZIARIO 2012 SPA	24.300.000	24.300.000
1581 IVY PROSHARES MSCI ACWI INDEX FUND	1.569	1.569
1241 JANA PASSIVE GLOBAL SHARE TRUST	7.043	7.043
871 JANUS HENDERSON INSTITUTIONAL EUROPEAN INDEX OPPORTUNITIES FUND	4.329	4.329
1242 JCW 1987 ARTICLE II DESC TRUST FBO JMW DTD 1/1/2012	187	187
1243 JCW 1987 ARTICLE II DESC TRUST FBOAAP C/O WALTON ENTERPRISES LLC	166	166
1244 JCW 1987 ARTICLE II DESC TRUST FBOTLW	187	187

Mediobanca S.p.A.

Assemblea ordinaria e straordinaria

28 ottobre 2021

**Esito della votazione sul punto 3.b
dell'ordine del giorno**

SCHEDA NOMINATIVO

	NUMERO DI AZIONI	
	TOTALE	CON DIRITTO DI VOTO
872 JNL INTERNATIONAL INDEX FUND	110.292	110.292
873 JNL/BLACKROCK ADVANTAGE INTERNATIONAL FUND	17.734	17.734
243 JNL/DFA INTERNATIONAL CORE EQUITY FUND	6.400	6.400
244 JNL/JPMORGAN GLOBAL ALLOCATION FUND	3.365	3.365
245 JNL/MELLON MSCI WORLD INDEX FUND	5.017	5.017
1582 JOHN D SPEARS GRAT DATED 2 20 09 F B O JULIE L SPEARS	9.300	9.300
1583 JOHN D SPEARS GRAT I 2 20 09	10.000	10.000
1584 JOHN D SPEARS GRAT I DATED 2 20 09 F B O NANA R SPEARS	7.800	7.800
1585 JOHN D SPEARS REVOCABLE TRUST DTD 9 29 2006	74.200	74.200
1735 JOHN DEERE PENSION TRUST	82.900	82.900
1245 JOHN HANCOCK FUNDS II INTERNATIONAL STRATEGIC EQUITY ALLOCATION FUND	33.200	33.200
246 JOHN HANCOCK FUNDS II STRATEGICEQUITY ALLOCATION FUND	62.161	62.161
248 JOHN HANCOCK LIFE AND HEALTH INSURANCE COMPANY	1.547	1.547
247 JOHN HANCOCK LIFE AND HEALTH INSURANCE COMPANY	33.125	33.125
249 JOHN HANCOCK MULTIFACTOR DEVELOPED INTERNATIONAL ETF	55.008	55.008
250 JOHN HANCOCK TRUST COMPANY COLLECTIVE INVESTMENT TRUST	2.146	2.146
1246 JOHN HANCOCK VARIABLE INSURANCE TRUST INTERNATIONAL EQUITY INDEX TRUST.	22.013	22.013
251 JOHN HANCOCK VARIABLE INSURANCETRUST STRAT EQ ALLOCATION TRUST	103.238	103.238
1247 JOSHUA GREEN CORPORATION	8.169	8.169
874 JPM MULTI INCOME FUND	71.368	71.368
875 JPMORGAN ACTIVEBUILDERS INTERNATIONAL EQUITY ETF	1.157	1.157
876 JPMORGAN BETABUILDERS EUROPE ETF	560.897	560.897
877 JPMORGAN BETABUILDERS INTERNATIONAL EQUITY ETF	144.798	144.798
878 JPMORGAN EUROPE STRATEGIC DIVIDEND FUND	10.984	10.984
879 JPMORGAN EUROPEAN INVESTMENT TRUST PLC	98.244	98.244
880 JPMORGAN FUND ICVC - JPM MULTI-ASSET INCOME FUND	11.242	11.242
1524 JPMORGAN FUNDS	1	1
1523 JPMORGAN FUNDS	4.994	4.994
1522 JPMORGAN FUNDS	377.045	377.045
881 JPMORGAN GLOBAL ALLOCATION FUND	6.325	6.325
882 JPMORGAN INCOME BUILDER FUND	297.859	297.859
883 JPMORGAN INSURANCE TRUST INCOME BUILDER PORTFOLIO	2.352	2.352
884 JPMORGAN INTERNATIONAL VALUE FUND	73.297	73.297
1527 JPMORGAN INVESTMENT FUNDS	1	1
1528 JPMORGAN INVESTMENT FUNDS	1	1
1525 JPMORGAN INVESTMENT FUNDS	3.026	3.026
1526 JPMORGAN INVESTMENT FUNDS	4.406	4.406
885 JPMORGAN MULTI BALANCED FUND	4.480	4.480
1248 JTW TRUST NO. 1 UAD 9/19/02.	691	691
1249 JTW TRUST NO. 2 UAD 9/19/02.	3.313	3.313
1250 JTW TRUST NO. 3 UAD 9/19/02.	1.527	1.527
1251 JTW TRUST NO. 4 UAD 9/19/02.	4.361	4.361
1252 JTW TRUST NO. 5 UAD 9/19/02.	888	888
1254 K INVESTMENTS SH LIMITED.	12.720	12.720
1253 K INVESTMENTS SH LIMITED.	67.857	67.857
252 KAISER FOUNDATION HOSPITALS	19.056	19.056
253 KAISER PERMANENTE GROUP TRUST	35.825	35.825
1737 KAPITALFORENINGEN LAEGERNES INVEST KLI AKTIER GLOBALE INDENYKREDIT PORTEFOELJE /	4.367	4.367
886 KAPITALFORENINGEN PENSAM INVEST, PSI 3 GLOBALE AKTIER 3	7.132	7.132
1255 KBI GLOBAL INVESTMENT FUND	36.970	36.970
887 KDI INSTITUTIONAL AFDELING DANICA LINK - INDEKS GLOBALE AKTIER	4.008	4.008

Mediobanca S.p.A.

Assemblea ordinaria e straordinaria

28 ottobre 2021

**Esito della votazione sul punto 3.b
dell'ordine del giorno**

SCHEDA NOMINATIVO

	NUMERO DI AZIONI	
	TOTALE	CON DIRITTO DI VOTO
888 KDI INSTITUTIONAL AFDELING DANICA PENSION - AKTIER 4	11.632	11.632
889 KEMPEN EUROPEAN HIGH DIVIDEND FUND N.V	280.807	280.807
890 KEMPEN INTERNATIONAL FUNDS-KEMPEN (LUX) EUROPEAN HIGH DIVIDEND FUND	17.100	17.100
1588 KFG BERMUDA LTD	15.590	15.590
574 KOKUSAI EQUITY INDEX FUND	17.036	17.036
1256 KOOKABURRA CHARITABLE REMAINDER TRUST UAD 12/20/05 C. DIANE CHRISTENSEN TTEE	6.849	6.849
1738 KOOKMIN BANK ACTING AS TRUSTEE OF MIRAE ASSET TRIUMPH MULTI FACTO PRIVATELY PLAC	20.000	20.000
892 KURT M. KROGER, TRUSTEE OF THE KURT M. KROGER TRUST	1.097	1.097
1257 L3HARRIS PENSION MASTER TRUST	203.749	203.749
1258 LATVIJAS BANKA	5.690	5.690
1739 LAWRENCE LIVERMORE NATIONAL SECURITY LLC AND TRIAD NATIONAL SECURITY LLC DEFINED	14.845	14.845
1950 LBBW AM INVESTMENTGES. MBH LBBW DIVIDEND	545.000	545.000
1951 LBBW AM INVESTMENTGES. MBH LBBW ZYKLUS S	350.000	350.000
1952 LBBW ASS.MAN. INVESTM.GES. MBH LBBW AM-V	33.750	33.750
1953 LBBW ASS.MAN. INVESTM.GES. MBH, LBBW AM-	200.000	200.000
1954 LBBW ASS.MAN.INVESTM.GES. MBH LBBW AM WV	119.540	119.540
893 LBBW ASSET MANAGEMENT INVESTMENTGESELLSCHAFT MBH	136.603	136.603
1924 LCL ACTIONS EURO CORE+	114.246	114.246
1925 LCL ACTIONS FRANCE CORE PLUS	5.386	5.386
1926 LCL ACTIONS MONDE HORS EUROPE EURO	69.350	69.350
1259 LEGAL & GENERAL AUTHORISED CONTRACTUAL SCHEME	49.112	49.112
1260 LEGAL & GENERAL DEVELOPED MULTI-FACTOR SL FUND LLC	31.968	31.968
1261 LEGAL & GENERAL FUTURE WORLD ESG DEVELOPED INDEX FUND	11.214	11.214
1266 LEGAL AND GENERAL ASSURANCE PENSIONS MANAGEMENT LIMITED	210	210
1269 LEGAL AND GENERAL ASSURANCE PENSIONS MANAGEMENT LIMITED	1.816	1.816
1263 LEGAL AND GENERAL ASSURANCE PENSIONS MANAGEMENT LIMITED	5.100	5.100
1276 LEGAL AND GENERAL ASSURANCE PENSIONS MANAGEMENT LIMITED	5.622	5.622
1279 LEGAL AND GENERAL ASSURANCE PENSIONS MANAGEMENT LIMITED	6.877	6.877
1264 LEGAL AND GENERAL ASSURANCE PENSIONS MANAGEMENT LIMITED	7.643	7.643
1267 LEGAL AND GENERAL ASSURANCE PENSIONS MANAGEMENT LIMITED	9.533	9.533
1270 LEGAL AND GENERAL ASSURANCE PENSIONS MANAGEMENT LIMITED	11.435	11.435
1281 LEGAL AND GENERAL ASSURANCE PENSIONS MANAGEMENT LIMITED	22.951	22.951
1272 LEGAL AND GENERAL ASSURANCE PENSIONS MANAGEMENT LIMITED	23.628	23.628
1273 LEGAL AND GENERAL ASSURANCE PENSIONS MANAGEMENT LIMITED	27.646	27.646
1278 LEGAL AND GENERAL ASSURANCE PENSIONS MANAGEMENT LIMITED	29.264	29.264
1274 LEGAL AND GENERAL ASSURANCE PENSIONS MANAGEMENT LIMITED	32.304	32.304
1282 LEGAL AND GENERAL ASSURANCE PENSIONS MANAGEMENT LIMITED	47.569	47.569
1277 LEGAL AND GENERAL ASSURANCE PENSIONS MANAGEMENT LIMITED	57.140	57.140
1262 LEGAL AND GENERAL ASSURANCE PENSIONS MANAGEMENT LIMITED	86.994	86.994
1268 LEGAL AND GENERAL ASSURANCE PENSIONS MANAGEMENT LIMITED	113.413	113.413
1280 LEGAL AND GENERAL ASSURANCE PENSIONS MANAGEMENT LIMITED	195.432	195.432
1275 LEGAL AND GENERAL ASSURANCE PENSIONS MANAGEMENT LIMITED	272.305	272.305
1265 LEGAL AND GENERAL ASSURANCE PENSIONS MANAGEMENT LIMITED	414.184	414.184
1271 LEGAL AND GENERAL ASSURANCE PENSIONS MANAGEMENT LIMITED	527.487	527.487
1283 LEGAL AND GENERAL ASSURANCE PENSIONS MANAGEMENT LIMITED	1.463.648	1.463.648
1287 LEGAL AND GENERAL CCF	3.733	3.733
1286 LEGAL AND GENERAL CCF	6.017	6.017
1284 LEGAL AND GENERAL CCF	6.832	6.832
1285 LEGAL AND GENERAL CCF	7.530	7.530
1289 LEGAL AND GENERAL COLLECTIVE INVESTMENT TRUST.	661	661
1290 LEGAL AND GENERAL COLLECTIVE INVESTMENT TRUST.	41.070	41.070

Mediobanca S.p.A.

Assemblea ordinaria e straordinaria

28 ottobre 2021

**Esito della votazione sul punto 3.b
dell'ordine del giorno**

SCHEDA NOMINATIVO

	NUMERO DI AZIONI	
	TOTALE	CON DIRITTO DI VOTO
1288 LEGAL AND GENERAL COLLECTIVE INVESTMENT TRUST.	107.902	107.902
1291 LEGAL AND GENERAL EUROPEAN INDEX TRUST	376.660	376.660
1292 LEGAL AND GENERAL GLOBAL EQUITY INDEX FUND	4.307	4.307
1294 LEGAL AND GENERAL ICAV	56	56
1293 LEGAL AND GENERAL ICAV	521	521
1295 LEGAL AND GENERAL INTERNATIONAL INDEX TRUST	58.932	58.932
1296 LEGAL AND GENERAL INVESTMENT MANAGEMENT	21.364	21.364
1297 LEGAL AND GENERAL MSCI EAFE FUND LLC	44.706	44.706
1298 LEGAL AND GENERAL MSCI EAFE SL FUND LLC	23.326	23.326
1589 LEGAL AND GENERAL UCITS ETF PLC	559	559
1590 LEGAL AND GENERAL UCITS ETF PLC	11.817	11.817
1740 LEGAL AND GENERAL UCITS ETF PLC	15.998	15.998
1741 LEGAL AND GENERAL UCITS ETF PLC	23.260	23.260
1299 LGIASUPER	155.527	155.527
577 LIF-LYXOR MSCI WORLD CATHOL PR	2.884	2.884
1302 LOCKHEED MARTIN CORPORATION MASTER RETIREMENT TRUST.	302	302
1871 LOF TARGETNETZERO EUROPE EQUITY	225	225
894 LOMBARD ODIER FUNDS (SWITZERLAND) SA "I3D, FIGO OU CIFOPI"	83.544	83.544
1303 LORD MAYOR'S CHARITABLE FOUNDATION	724	724
1304 LOS ANGELES CITY EMPLOYEES RETIREMENT SYSTEM	20.511	20.511
254 LOS ANGELES COUNTY EMPLOYEES RETIREMENT ASSOCIATI	2.838	2.838
1742 LOUISIANA STATE EMPLOYEES RETIREMENT SYSTEM	1	1
895 LSV GLOBAL VALUE FUND	13.100	13.100
1305 LSV INTERNATIONAL (AC) VALUE EQUITY FUND LP	487.200	487.200
1306 LSV INTERNATIONAL VALUE EQUITY TRUST	348.200	348.200
1307 LTW INVESTMENTS LLC	40.890	40.890
1872 LUX IM BLACKROCK GLOBAL EQUITY DIVIDEND	108.972	108.972
255 LVIP DIMENSIONAL INTERNATIONAL CORE EQUITY FUND	27.877	27.877
256 LVIP SSGA INTERNATIONAL INDEX FUND	101.836	101.836
896 LVUI EQUITY EUROPE	77.993	77.993
897 LVUI EQUITY WORLD EX EUROPE	3.232	3.232
579 LYX IND FD-LYXOR CORE EURO STO	46.518	46.518
580 LYX IND FD-LYXOR CORE STOXX EU	188.997	188.997
581 LYXINDEX FUND - LYXOR MSCI EMU	91.893	91.893
898 LYXOR 1 STOXX EUROPE 600 UCITS ETF	3.050	3.050
582 LYXOR CORE MSCI WORLD (DR) UCI	15.325	15.325
583 LYXOR FTSE MIB UCITS ETF	1.220.037	1.220.037
584 LYXOR MSCI EUROPE UCITS ETF	59.241	59.241
257 M INTERNATIONAL EQUITY FUND	7.518	7.518
899 M&G (LUX) INVESTMENT FUNDS 2 FCP - M&G (LUX) EUROPE EX UK INDEX FUND	21.819	21.819
258 MACKENZIE INTERNATIONAL EQUITY INDEX ETF	815	815
259 MACKENZIE MAX DIVERSIFICATION DEVELOPED EUR INDEX ETF	601	601
900 MACQUARIE INTERNATIONAL EQUITIES FUND	10.227	10.227
901 MACQUARIE MULTI-FACTOR FUND	51.789	51.789
902 MAIN I - UNIVERSAL - FONDS	13.775	13.775
903 MAIN I - UNIVERSAL - FONDS	102.861	102.861
585 MAIS S.P.A.	180.000	180.000
1489 MAIS S.P.A.	1.432.080	1.432.080
1490 MAIS S.P.A.	1.911.315	1.911.315
260 MAJOR LEAGUE BASEBALL PLAYERS PENSION PLAN	80.800	80.800
1743 MAN GLG EUROPEAN EQUITY ALTERNATIVE	4.673	4.673

Mediobanca S.p.A.

Assemblea ordinaria e straordinaria

28 ottobre 2021

Esito della votazione sul punto 3.b
dell'ordine del giorno

SCHEDA NOMINATIVO

	NUMERO DI AZIONI	
	TOTALE	CON DIRITTO DI VOTO
1309 MAN INSIGHT LIMITED	88	88
1308 MAN INSIGHT LIMITED	844	844
1310 MAN MULTI-STRATEGY MASTER FUND MAPLES CORPORATE SERVICES LIMITES	655	655
261 MANAGED INVESTMENT FUNDS ICVCINTERNATIONAL EQUITY TRACKER FUND	2.569	2.569
265 MANAGED PENSION FUNDS LIMITED	2.922	2.922
264 MANAGED PENSION FUNDS LIMITED	60.437	60.437
263 MANAGED PENSION FUNDS LIMITED	78.275	78.275
262 MANAGED PENSION FUNDS LIMITED	249.489	249.489
1537 MANTEGNA 87 S.R.L.	900.000	900.000
267 MANULIFE INVESTMENT MANAGEMENT INTERNATIONAL EQUITY INDEX POOLED FUND	22.814	22.814
1591 MANULIFE MULTIFACTOR DEVELOPED INTERNATIONAL INDEX ETF	46.917	46.917
1744 MANVILLE PERSONAL INJURY SETTLEMENT TRUST	3.064	3.064
1592 MARANIC II LLC	7.731	7.731
269 MARIGOLD TACTICAL STRATEGIES LTD	2.846	2.846
1311 MARSH AND MCLENNAN MASTER RETIREMENT TRUST	138.900	138.900
271 MARYLAND STATE RETIREMENT PENSION SYSTEM	1	1
273 MARYLAND STATE RETIREMENT PENSION SYSTEM	33.246	33.246
272 MARYLAND STATE RETIREMENT PENSION SYSTEM	156.882	156.882
275 MATB MSCI KOKUSAI INDEX MOTHER FUND	8.246	8.246
276 MD INTERNATIONAL VALUE FUND	22.100	22.100
277 MDPIM INTERNATIONAL EQUITY INDEX POOL	30.955	30.955
278 MDPIM INTERNATIONAL EQUITY POOL	122.300	122.300
904 MEDIA SUPER	18.366	18.366
1491 MEDIOLANUM VITA S.P.A.	6.450.398	6.450.398
279 MERCER DIOCESE OF BROOKLYN GROWTH STRATEGY	51.604	51.604
280 MERCER DIOCESE OF BROOKLYN LAY PENSION INVESTMENT TRUST	28.366	28.366
281 MERCER FFTC NONUS EQUITY INVESTMENT PORTFOLIO LLC	19.300	19.300
282 MERCER INTERNATIONAL EQUITY FUND	15.400	15.400
283 MERCER NONUS CORE EQUITY FUND	291.800	291.800
1312 MERCER PASSIVE INTERNATIONAL SHARES FUND	3.633	3.633
1313 MERCER PRIVATE WEALTH INTERNATIONAL FOCUSED EQUITY POOL	11.447	11.447
290 MERCER QIF CCF	6.815	6.815
289 MERCER QIF CCF	9.826	9.826
286 MERCER QIF CCF	11.161	11.161
288 MERCER QIF CCF	11.660	11.660
285 MERCER QIF CCF	21.470	21.470
284 MERCER QIF CCF	27.458	27.458
287 MERCER QIF CCF	105.526	105.526
291 MERCER UCITS COMMON CONTRACTUALFUND	25.051	25.051
907 MERCER UNHEDGED OVERSEAS SHARES TRUST	1.944	1.944
905 MERCER UNHEDGED OVERSEAS SHARES TRUST	5.187	5.187
906 MERCER UNHEDGED OVERSEAS SHARES TRUST	5.975	5.975
1314 MERCY INVESTMENT SERVICES INC	1	1
1540 MEREGALLI MAURO	3.003	3.003
1745 METROPOLITAN LIFE INSURANCE COMPANY	8.105	8.105
1746 METROPOLITAN LIFE INSURANCE COMPANY	24.652	24.652
292 METZLER ASSET MANAGEMENT GMBH FOR MIFONDS 415	122.300	122.300
293 MG INVESTMENT FUNDS (1) MG EUROPEAN INDEX TRACKER FUND	7.809	7.809
1927 MGEN ACTION	88.926	88.926
294 MGI FUNDS PLC	30.869	30.869
1747 MI FONDS K11	16.540	16.540

Mediobanca S.p.A.

Assemblea ordinaria e straordinaria

28 ottobre 2021

**Esito della votazione sul punto 3.b
dell'ordine del giorno**

SCHEDA NOMINATIVO

	NUMERO DI AZIONI	
	TOTALE	CON DIRITTO DI VOTO
1315 MICHIGAN CATHOLIC CONFERENCE MASTER PENSION TRUST	464	464
295 MICROSOFT CORPORATION SAVINGS PLUS 401(K) PLAN	26.442	26.442
1748 MIDDLETOWN WORKS HOURLY AND SALARIED UNION RETIREES HEALTHCARE FUND	4.006	4.006
1316 MIGROS BANK (LUX) FONDS 30	2.000	2.000
908 MINE SUPERANNUATION FUND	4.743	4.743
909 MINISTRY OF ECONOMY AND FINANCE	31.522	31.522
910 MINISTRY OF ECONOMY AND FINANCE	268.959	268.959
1492 MINOZZI ROMANO	929.100	929.100
1319 MLC INVESTMENTS, MLC LIMITED	8.957	8.957
1318 MLC INVESTMENTS, MLC LIMITED	33.006	33.006
1317 MLC INVESTMENTS, MLC LIMITED	167.367	167.367
296 MM MSCI EAFE INTERNATIONAL INDEX FUND	7.537	7.537
1593 MONETARY AUTHORITY OF MACAO	16.622	16.622
297 MONETARY AUTHORITY OF SINGAPORE	11.123	11.123
298 MORGAN STANLEY INSTITUTIONAL FUND TRUST - GLOBAL STRATEGIST PORTFOLIO	3.135	3.135
1529 MORGAN STANLEY INVESTMENT FUNDS	53	53
593 MORGAN STANLEY PATHWAY FUNDS	12.499	12.499
299 MORGAN STANLEY VARIABLE INSURANCE FUND, INC. GLOBAL STRATEGIST PORTFOLIO	390	390
911 MSCI ACWI EX-U.S. IMI INDEX FUND B2	40.401	40.401
912 MSCI EQUITY INDEX FUND B - ITALY (MSITB)	297.303	297.303
913 MSCI EUROPE EQUITY INDEX FUND B (EUROSECB)	124.406	124.406
1320 MUGUET VENTURES LLC	1.384	1.384
594 MUL- LYX FTSE IT ALL CAP PIR 2	16.432	16.432
595 MUL-LYX NET ZERO 2050 SP EUROP	9.080	9.080
596 MUL-LYX NET ZERO 2050 SP WORLD	2.905	2.905
597 MUL-LYX NET ZERO 50 SP EUROZ C	251.837	251.837
598 MUL-LYXOR MSCI WORLD CLIMATE C	2.295	2.295
300 MULTI STYLE MULTI MANAGER FUNDSPLC	132.534	132.534
599 MULTI UNITS LUX-LYXOR CORE MSC	41.818	41.818
1321 MUNICIPAL EMPLOYEES' ANNUITY AND BENEFIT FUND OF CHICAGO	1.902	1.902
914 MY-AMD GLOBAL MULTI ASSET FUND	5.589	5.589
1322 NATIONAL COUNCIL FOR SOCIAL SEC FUND	5.055	5.055
1323 NATIONAL COUNCIL FOR SOCIAL SECURITY FUND PRC	8.360	8.360
301 NATIONAL EMPLOYMENT SAVINGS TRUST	66.945	66.945
1594 NATIONAL FUNERAL TRUST	2.859	2.859
915 NATIONWIDE INTERNATIONAL INDEX FUND	46.974	46.974
302 NATWEST ST JAMES'S PLACE BALANCED MANAGED UNIT TRUST	670.355	670.355
303 NATWEST ST JAMES'S PLACE GLOBALEQUITY UNIT TRUST	399.545	399.545
1324 NATWEST TRUSTEE AND DEPOSITARY SERVICES LIMITED AS TRUSTEE O	6.216	6.216
304 NATWEST TRUSTEE AND DEPOSITARY SERVICES LIMITED AS TRUSTEE OF ST. JAMES'S PLACE S	20.997	20.997
1325 NBIMC EAFE EQUITY INDEX FUND - CLASS N.	884	884
1326 NBIMC EAFE EQUITY INDEX FUND.	15.149	15.149
1327 NELKE PARTNERSHIP C/O NORTHERN TRUST COMPANY MANAGER	2.366	2.366
305 NEW AIRWAYS PENSION SCHEME	16.209	16.209
916 NEW YORK LIFE INSURANCE & ANNUITY CORPORATION	5.318	5.318
917 NEW YORK STATE COMMON RETIREMENT FUND	3.507	3.507
306 NEW YORK STATE DEFERRED COMPENSATION PLAN	6.563	6.563
307 NEW YORK STATE DEFERRED COMPENSATION PLAN	9.174	9.174
310 NEW YORK STATE TEACHERS RETIREMENT SYSTEM	20.640	20.640
309 NEW YORK STATE TEACHERS RETIREMENT SYSTEM	196.888	196.888
308 NEW YORK STATE TEACHERS RETIREMENT SYSTEM	239.700	239.700

Mediobanca S.p.A.

Assemblea ordinaria e straordinaria

28 ottobre 2021

Esito della votazione sul punto 3.b
dell'ordine del giorno

SCHEDA NOMINATIVO

	NUMERO DI AZIONI	
	TOTALE	CON DIRITTO DI VOTO
1328 NEW ZEALAND SUPERANNUATION FUND	695	695
1329 NEW ZEALAND SUPERANNUATION FUND	1.106	1.106
1330 NEWBURG NOMINEES LIMITED INVESTORSWHOLESALE GLOBAL EQUITY (INDEX) TRUST	53.005	53.005
1751 NEXTERA ENERGY DUANE ARNOLD LLC	1.404	1.404
1752 NEXTERA ENERGY DUANE ARNOLD LLC QUALIFIED DECOMMISSIONING THE DUANE ARNOLD ENI	820	820
1595 NEXTERA ENERGY POINT BEACH LLC NON QUALIFIED DECOMMISSIONI NT BEACH NUCLEAR PLA	9.142	9.142
919 NFS LIMITED	21.537	21.537
918 NFS LIMITED	151.900	151.900
1873 NIF I ALLIANZ BERNSTEIN	542.622	542.622
1331 NINE MILE POINT NDT QUALIFIED PARTNERSHIP	4.900	4.900
1530 NORDEA 1 SICAV	1.483.247	1.483.247
922 NORDEA DONATIONSMEDELSFOND	11.829	11.829
923 NORDEA EUROPEAN PASSIVE FUND	9.631	9.631
924 NORDEA GLOBAL PASSIVE FUND	22.260	22.260
1332 NORGES BANK	204.723	204.723
1334 NORTH DAKOTA STATE INVESTMENT BOARD.	19.900	19.900
1333 NORTH DAKOTA STATE INVESTMENT BOARD.	170.287	170.287
1335 NORTHERN FUNDS - INTERNATIONAL EQUITY INDEX FUND	207.130	207.130
1336 NORTHERN TRUST GLOBAL INVESTMENTS COLLECTIVE FUNDS TRUST	140.756	140.756
1337 NORTHERN TRUST GLOBAL INVESTMENTS COLLECTIVE FUNDS TRUST	229.656	229.656
1338 NORTHERN TRUST GLOBAL INVESTMENTS COLLECTIVE FUNDS TRUST	1.070.597	1.070.597
1342 NORTHERN TRUST UCITS COMMON CONTRACTUAL FUND	4.073	4.073
1344 NORTHERN TRUST UCITS COMMON CONTRACTUAL FUND	7.379	7.379
1341 NORTHERN TRUST UCITS COMMON CONTRACTUAL FUND	10.047	10.047
1340 NORTHERN TRUST UCITS COMMON CONTRACTUAL FUND	56.134	56.134
1343 NORTHERN TRUST UCITS COMMON CONTRACTUAL FUND	120.772	120.772
1339 NORTHERN TRUST UCITS COMMON CONTRACTUAL FUND	126.317	126.317
1345 NORTHERN TRUST UCITS FGR FUND	103.413	103.413
311 NORTHROP GRUMMAN CORPORATION VEBA MASTER TRUST I	4.356	4.356
312 NORTHROP GRUMMAN PENSION MASTERTRUST	124.814	124.814
1346 NOVANT HEALTH INC.	32.200	32.200
1347 NS PARTNERS GLOBAL EQUITY FUND.	5.945	5.945
1348 NS PARTNERS INTERNATIONAL EQUITY FUND	40.843	40.843
1753 NSP MINNESOTA PRAIRIE 2 RETAIL QUALIFIED TRUST	4.949	4.949
1754 NSP MINNESOTA PRAIRIE I RETAIL QUALIFIED TRUST	4.008	4.008
1755 NSPMONTICELLO MINNESOTA RETAIL QUALIFIED TRUST	9.348	9.348
1349 NT WORLD GREEN TRANSITION INDEX FUND	583	583
1350 NTGI-QM COMMON DAILY ALL COUNTRY WORLD EX-US INVESTABLE MARKET INDEX FUND - NON	19.291	19.291
1351 NTGI-QM COMMON DAILY EAFE INDEX FUND - LENDING	33.415	33.415
1352 NTGI-QM COMMON DAILY EAFE INDEX FUND - NON LENDING	97.034	97.034
925 NVIT INTERNATIONAL INDEX FUND	72.175	72.175
1353 O'BRIEN FAMILY TRUST OF 2001 UAD 04/10/01 DENNIS O'BRIEN & GLORIA O'BRIEN TTEES	1.917	1.917
600 OFI FINANCIAL INVES-RS EURO EQ	63.105	63.105
1354 OMEGA FFIP LIMITED PARTNERSHIP.	1.859	1.859
926 ONEPATH GLOBAL SHARES - LARGE CAP (UNHEDGED) INDEXPOOL	60.483	60.483
314 ONTARIO POWER GENERATION INC .	61.664	61.664
315 ONTARIO POWER GENERATION INC .	122.568	122.568
316 OPENWORLD PUBLIC LIMITED COMPANY	766	766
1355 OPSEU PENSION PLAN TRUST FUND	46.846	46.846
1356 ORIZABA LP	14.048	14.048
1756 OVERSEAS FUND	24.720	24.720

Mediobanca S.p.A.

Assemblea ordinaria e straordinaria

28 ottobre 2021

**Esito della votazione sul punto 3.b
dell'ordine del giorno**

SCHEDA NOMINATIVO

	NUMERO DI AZIONI	
	TOTALE	CON DIRITTO DI VOTO
1357 P3-EQ LLC	3.117	3.117
1757 PACIFIC GAS AND ELECTRIC COMPANY NUCLEAR FACILITIES QUALIFIE	12.265	12.265
1758 PANAGORA GROUP TRUST	6.293	6.293
1759 PENN SERIES DEVELOPED INTERNATIONAL INDEX FUND	3.828	3.828
927 PENSION INTERNATIONAL EQUITY TACTICAL SMART BETA MOTHER FUND	1.311	1.311
1760 PENSION RESERVES INVESTMENT TRUST FUND	112.800	112.800
320 PEOPLE S BANK OF CHINA	11.136	11.136
318 PEOPLE S BANK OF CHINA	81.511	81.511
317 PEOPLE S BANK OF CHINA	94.223	94.223
319 PEOPLE S BANK OF CHINA	115.787	115.787
321 PEOPLE'S BANK OF CHINA	7.897	7.897
1358 PERMANENT FUND INVESTMENTS LLC	17.113	17.113
929 PERTUBUHAN KESELAMATAN SOSIAL	11.555	11.555
928 PERTUBUHAN KESELAMATAN SOSIAL	21.640	21.640
601 PGIM ETF TRUST - PGIM QMA STRA	8.314	8.314
1761 PGIM QMA INTERNATIONAL DEVELOPED MARKETS INDEX FUND	2.856	2.856
930 PHILADELPHIA GAS WORKS PENSION PLAN	1.661	1.661
931 PICTET - QUEST EUROPE SUSTAINABLE EQUITIES	716.024	716.024
932 PICTET CH - GLOBAL EQUITIES	6.968	6.968
933 PICTET CH INSTITUTIONAL - EUROPEAN EX SWISS EQUITIES TRACKER	3.869	3.869
934 PICTET CH INSTITUTIONAL - EUROPEAN EX SWISS EQUITIES TRACKER	15.410	15.410
935 PICTET CH INSTITUTIONAL - EUROPEAN EX SWISS EQUITIES TRACKER EX SL	25.345	25.345
936 PICTET CH INSTITUTIONAL - WORLD EX SWISS EQUITIES TRACKER	7.441	7.441
937 PICTET CH INSTITUTIONAL - WORLD EX SWISS EQUITIES TRACKER US TE	7.441	7.441
938 PICTET CH INSTITUTIONAL-WORLD EX SWISS EQUITIES TRACKER US TE EX SL	3.745	3.745
939 PICTET-EUROLAND INDEX	49.845	49.845
940 PICTET-EUROPE INDEX	73.256	73.256
941 PIR EQUITY AXA ASSICURAZIONI	60.000	60.000
943 PK CSG WORLD EQUITY CREDIT SUISSE FUNDS AG	3.836	3.836
942 PK CSG WORLD EQUITY CREDIT SUISSE FUNDS AG	10.035	10.035
1359 PLEIADES TRUST	29.039	29.039
1360 POINT72 LONDON INVESTMENTS LTD. C/O WALKERS CORPORATE LIMITED CAYMAN	183.217	183.217
1762 POOL REINSURANCE CO LTD	10.543	10.543
1361 PRAMERICA FLEXIBLE TRILOGY PRAMERICA SGR S.P.A.	4.215	4.215
1362 PRAMERICA SGR S.P.A. PRAMERICA MITO 50 (MULTIASSET ITALIAN OPPORTUNITIES 50)	92.066	92.066
1363 PRAMERICA SICAV - GLOBAL EQUITY	12.833	12.833
1364 PRAMERICA TR MEGATREND II PRAMERICA SGR S.P.A	4.956	4.956
1365 PRAMERICA TR MEGATREND II PRAMERICA SGR S.P.A.	19.893	19.893
944 PRAXIS INTERNATIONAL INDEX FUND	29.677	29.677
1366 PREMIER MITON EUROPEAN EQUITY INCOME FUND	11.272	11.272
1367 PRESBYTERIAN CHURCH (USA) FOUNDATION	12.906	12.906
945 PREVOYANCE NE FUND PREVOYANCE NE GLOBAL ASSETS CREDIT SUISSE FUNDS AG	5.433	5.433
322 PRINCIPAL EXCHANGE-TRADED FUNDS-PRINCIPAL INTERNATIONAL ADAPTIVE MULTI-FACTOR E1	4.554	4.554
1763 PRINCIPAL FUNDS INC GLOBAL DIVERSIFIED INCOME FUND	173.309	173.309
324 PRINCIPAL GLOBAL INVESTORS COLLECTIVE INVESTMENT TRUST	135.474	135.474
323 PRINCIPAL GLOBAL INVESTORS COLLECTIVE INVESTMENT TRUST	5.136.501	5.136.501
325 PRINCIPAL INTERNATIONAL MULTIFACTOR ETF	4.729	4.729
327 PRINCIPAL LIFE INSURANCE COMPANY	1.106.549	1.106.549
326 PRINCIPAL LIFE INSURANCE COMPANY	2.096.002	2.096.002
1368 PRINCIPAL MPF EUROPEAN EQUITY FUND	95.315	95.315
1370 PRINCIPAL TRUST COMPANY ASIA LIMITED	16.463	16.463

Mediobanca S.p.A.

Assemblea ordinaria e straordinaria

28 ottobre 2021

Esito della votazione sul punto 3.b
dell'ordine del giorno

SCHEDA NOMINATIVO

	NUMERO DI AZIONI	
	TOTALE	CON DIRITTO DI VOTO
1369 PRINCIPAL TRUST COMPANY ASIA LIMITED	328.120	328.120
1764 PRINCIPAL VARIABLE CONTRACTS FUNDS INC DIVERSIFIED INTE	200.279	200.279
1371 PRIVATE CLIENT GLOBAL EQUITY PORTFOLIO	767.672	767.672
1874 PRIVILEGE - JP MORGAN PAN EUROPEAN FLEXIBLE EQUITY	26.743	26.743
1372 PRO-GEN INVESTMENTS LLC	411	411
946 PRUDENTIAL PENSIONS LIMITED	5.262	5.262
947 PRUDENTIAL PENSIONS LIMITED	6.738	6.738
329 PRUDENTIAL RETIREMENT INSURANCE ANNUITY COMPANY	24.981	24.981
328 PRUDENTIAL RETIREMENT INSURANCE ANNUITY COMPANY	52.700	52.700
330 PUBLIC AUTHORITY FOR SOCIAL INSURANCE	4.020	4.020
1765 PUBLIC EMPLOYEE RETIREMENT SYSTEM OF IDAHO	28.686	28.686
1373 PUBLIC EMPLOYEES RETIREMENT ASSOCIATION OF COLORADO	159.524	159.524
1767 PUBLIC EMPLOYEES RETIREMENT ASSOCIATION OF NEW MEXICO	1	1
1766 PUBLIC EMPLOYEES RETIREMENT ASSOCIATION OF NEW MEXICO	199	199
1768 PUBLIC EMPLOYEES RETIREMENT SYSTEM OF MISSISSIPPI	1	1
1770 PUBLIC EMPLOYEES RETIREMENT SYSTEM OF MISSISSIPPI	2.003	2.003
1769 PUBLIC EMPLOYEES RETIREMENT SYSTEM OF MISSISSIPPI	175.928	175.928
1771 PUBLIC EMPLOYEES RETIREMENT SYSTEM OF NEVADA	164.819	164.819
1772 PUBLIC EMPLOYEES RETIREMENT SYSTEM OF NEVADA	169.230	169.230
1597 PUBLIC EMPLOYEES RETIREMENT SYSTEM OF OHIO	36.778	36.778
1598 PUBLIC EMPLOYEES RETIREMENT SYSTEM OF OHIO	46.627	46.627
1596 PUBLIC EMPLOYEES RETIREMENT SYSTEM OF OHIO	411.700	411.700
948 PUTM AUTHORISED CONTRACTUAL SCHEME - PUTM ACS EUROPEAN EX UK FUND	1.359.190	1.359.190
949 PUTM EUROPEAN UNIT TRUST	20.136	20.136
1377 QIC INTERNATIONAL EQUITIES FUND	4.400	4.400
1376 QIC INTERNATIONAL EQUITIES FUND	11.991	11.991
1378 QIC LISTED EQUITIES FUND	19.948	19.948
1379 QSUPER	14.012	14.012
1773 QUALITY EDUCATION FUND	1.245	1.245
1928 QUERCUS	204.590	204.590
1380 R.E. GINNA NUCLEAR POWER PLANT QUALIFIED FUND	2.500	2.500
1774 RAYTHEON TECHNOLOGIES CORPORATION MASTER RETIREMENT TRUST	19.522	19.522
1381 RBC O'SHAUGHNESSY INTERNATIONAL EQUITY FUND	7.535	7.535
1382 RBC QUANT EAFE EQUITY LEADERS ETF	689	689
1383 RDM LIQUID LLC	24.005	24.005
950 REASSURE LIMITED	3.583	3.583
952 REASSURE LIMITED	16.464	16.464
951 REASSURE LIMITED	213.335	213.335
953 REED ELSEVIER PENSION SCHEME	84.425	84.425
331 REGIME DE RENTES DU MOUVEMENT DESJARDINS	5.276	5.276
332 RENAISSANCE GLOBAL EQUITY PRIVATE POOL	2.966	2.966
333 RENAISSANCE INTERNATIONAL EQUITY PRIVATE POOL	29.396	29.396
334 RETAIL EMPLOYEES SUPERANNUATIONTRUST	21.763	21.763
1775 RETIREMENT BENEFITS INVESTMENT FUND	5.268	5.268
335 RHUMBLINE INTERNATIONAL POOLED INDEX TRUST	12.028	12.028
336 RHUMBLINE LOW CARBON INDEX FUNDLLC	16.579	16.579
1599 ROBINSON UNIT 2 QUALIFIED NUCLEAR DECOMMISSIONING FUND	3.063	3.063
337 ROCHE U.S. RETIREMENT PLANS MASTER TRUST	222.400	222.400
1930 ROPS EURO P	79.423	79.423
1931 ROPS-SMART INDEX EURO	76.211	76.211
1384 ROSEDENE LLC	3.861	3.861

Mediobanca S.p.A.

Assemblea ordinaria e straordinaria

28 ottobre 2021

**Esito della votazione sul punto 3.b
dell'ordine del giorno**

SCHEDA NOMINATIVO

	NUMERO DI AZIONI	
	TOTALE	CON DIRITTO DI VOTO
338 ROYAL LONDON ASSET MANAGEMENT BOND FUNDS PLC	20.049	20.049
954 ROYAL LONDON EQUITY FUNDS ICVC	114.561	114.561
955 ROYAL LONDON EQUITY FUNDS ICVC	804.300	804.300
956 ROYAL LONDON GROUP PENSION SCHEME	240	240
4 RUBR. 10019 SERVIZIO ITALIA SPA	10.200.000	10.200.000
339 RUSSELL INVESTMENT COMPANY MULTIFACTOR INTERNATIONAL EQUITY FUND	23.764	23.764
340 RUSSELL INVESTMENT COMPANY TAXMANAGED INTERNATIONAL EQUITY FUND	19.127	19.127
341 RUSSELL INVESTMENTS LOW CARBON GLOBAL SHARES FUND	12.295	12.295
342 RUSSELL INVESTMENTS MULTIASSET FACTOR EXPOSURE FUND	27.252	27.252
343 RUSSELL INVESTMENTS MULTIFACTORINTERNATIONAL EQUITY POOL	3.111	3.111
1385 S. ROBSON WALTON 1999 CHILDRENS TRUST	1.415	1.415
1386 S. ROBSON WALTON 2009 GRAT NO. 4 ARTICLE II TRUST	767	767
1387 S. ROBSON WALTON 2010 TRUST	3.702	3.702
1493 S.M.I.L. SRL	622.650	622.650
957 SABADELL EUROACCION, FI	97.635	97.635
958 SABADELL EUROPA BOLSA, FI	144.200	144.200
959 SABADELL INVERSION ETICA Y SOLIDARIA, FI	23.433	23.433
960 SABADELL PLANIFICACION 25, FI	13.730	13.730
961 SABADELL PLANIFICACION 50, FI	4.058	4.058
344 SACRAMENTO COUNTY EMPLOYEES RETIREMENT SYSTEM	192.000	192.000
1932 SAKKARAH 7	25.998	25.998
1388 SALIX LLC	19.663	19.663
1389 SAMSUNG GLOBAL CORE EQUITY FUND	1.916	1.916
1390 SANFORD C. BERNSTEIN & CO DBT INTERNATIONAL VALUE	88.447	88.447
1391 SANFORD C. BERNSTEIN AND CO DBT TAX MANAGED INTERNATIONAL BLEND SERIES	32.252	32.252
962 SANLAM UNIVERSAL FUNDS PLC	3.969	3.969
964 SAS TRUSTEE CORPORATION POOLED FUND	16.716	16.716
963 SAS TRUSTEE CORPORATION POOLED FUND	18.522	18.522
1777 SAUDI ARABIAN MONETARY AUTHORITY	1.927	1.927
965 SBC MASTER PENSION TRUST	13.479	13.479
966 SBC MASTER PENSION TRUST	24.844	24.844
1494 SCHEMATRENTATRE S.P.A.	18.625.029	18.625.029
967 SCHRODER INTERNATIONAL MULTI-CAP EQUITY TRUST	361.770	361.770
1531 SCHRODER INTERNATIONAL SELECTION FUND	419.271	419.271
968 SCHWAB FUNDAMENTAL INTERNATIONAL LARGE COMPANY INDEX FUND	44.067	44.067
345 SCHWAB FUNDAMENTAL INTERNATIONAL LARGE COMPANY INDEX ETF	221.395	221.395
346 SCHWAB INTERNATIONAL EQUITY ETF	936.771	936.771
969 SCHWAB INTERNATIONAL INDEX FUND	313.320	313.320
347 SCOTIA INTERNATIONAL EQUITY INDEX TRACKER ETF	5.132	5.132
348 SCOTTISH WIDOWS INVESTMENT SOLUTIONS FUNDS ICVC- EUROPEAN (EX UK) EQUITY FUND	102.671	102.671
1392 SDA INTL EQUITY INDEX FD-WORLD	17.567	17.567
349 SEASONS SERIES TRUST SA MULTI-MANAGED INTERNATIONAL EQUITY PORTF	4.560	4.560
1875 SEEYOND EUROPE MARKET NEUTRAL	1.891	1.891
615 SEI GLOBAL MASTER FUND PLC	7.306	7.306
971 SEI INSTITUTIONAL INVESTMENTS TRUST - WORLD EQUITY EX-US FUND	2.784.930	2.784.930
350 SELFFINANCING POSTSECONDARY EDUCATION FUND	406	406
1778 SEMBRA ENERGY PENSION MASTER TRUST	13.594	13.594
1393 SENTINEL INTERNATIONAL TRUST	7.586	7.586
1495 SERECO RE S.A.	2.861.250	2.861.250
351 SERVICES GROUP OF AMERICA INC	26.036	26.036
1779 SEVENTH SWEDISH NATIONAL PENSION FUND AP7 EQUITY FUND	17.773	17.773

Mediobanca S.p.A.

Assemblea ordinaria e straordinaria

28 ottobre 2021

**Esito della votazione sul punto 3.b
dell'ordine del giorno**

SCHEDA NOMINATIVO

	NUMERO DI AZIONI	
	TOTALE	CON DIRITTO DI VOTO
616 SG ACTIONS EURO SELECTION	430.233	430.233
617 SG ACTIONS EURO SMALL CAP	55.438	55.438
618 SG ACTIONS EUROPE LARGE CAP	242	242
619 SG ACTIONS MONDE	19.914	19.914
1601 SHELL CANADA 2007 PENSION PLAN	3.996	3.996
1602 SHELL CANADA 2007 PENSION PLAN 400	3.321	3.321
1781 SHELL PENSION TRUST	8.609	8.609
1780 SHELL PENSION TRUST	14.108	14.108
1782 SHERIFFS PENSION AND RELIEF FUND	34.885	34.885
1394 SHIMODA HOLDINGS LLC	239	239
975 SHINKO GLOBAL EQUITY INDEX MOTHER FUND	225	225
976 SICAV GEFIP DYNAMIQUE	309.000	309.000
620 SILVER AMUNDI EURO EQUITY	257.709	257.709
1395 SILVER GROWTH FUND LP	5.154	5.154
978 SINGLE SELECT PLATFORM	212.407	212.407
1496 SINPAR - SOCIETA' DI INVESTIMENTI E PARTECIPAZIONI SPA	3.582.213	3.582.213
979 SIX CIRCLES INTERNATIONAL UNCONSTRAINED EQUITY FUND	113.168	113.168
980 SIX CIRCLES INTERNATIONAL UNCONSTRAINED EQUITY FUND	680.697	680.697
981 SIX CIRCLES MANAGED EQUITY PORTFOLIO INTERNATIONAL UNCONSTRAINED FUND	183.475	183.475
1396 SLW PORTFOLIO LLC	4.076	4.076
352 SMEAD INTERNATIONAL VALUE FUND LP	10.441	10.441
1397 SOCIALLY RESPONSIBLE DEVELOPED MARKETS FUNDAMENTAL INDEX CTF	729	729
622 SOGECAP ACTIONS - MID CAP	914.631	914.631
623 SOGECAP AP LOW CARBON	19.426	19.426
353 SOJECCI II LTEE	12.600	12.600
1785 SOUTHERN CALIFORNIA EDISON COMPANY NUCLEAR FACILITIES QUALI ONING MASTER TRUST	12.600	12.600
1497 SPAFID FIDUCIANTE N. 173500	269.850	269.850
1498 SPAFID FIDUCIANTE N. 178602	63.000	63.000
1503 SPAFID FIDUCIANTE N. 198104	71.596	71.596
1504 SPAFID FIDUCIANTE N. 198109	278.250	278.250
1507 SPAFID FIDUCIANTE N. 223600 - 223700	450.000	450.000
1398 SPARTAN GROUP TRUST FOR EMPLOYEE BENEFIT PLANS.	335.812	335.812
1786 SPARTAN INTERNATIONAL INDEX FUND	1.410.473	1.410.473
354 SPDR MSCI ACWI EXUS ETF	63.948	63.948
355 SPDR MSCI ACWI LOW CARBON TARGET ETF	1.562	1.562
356 SPDR MSCI EAFE FOSSIL FUEL RESERVES FREE ETF	9.551	9.551
357 SPDR MSCI EAFE STRATEGICFACTORSETF	20.001	20.001
358 SPDR MSCI WORLD QUALITY MIX FUND LEVEL 15	190	190
359 SPDR MSCI WORLD STRATEGICFACTORS ETF	987	987
360 SPDR PORTFOLIO DEVELOPED WORLD EXUS ETF	207.410	207.410
361 SPDR PORTFOLIO EUROPE ETF	15.279	15.279
362 SPDR SP WORLD EX AUSTRALIA FUND	2.157	2.157
986 SPP AKTIEFOND EUROPA	60.331	60.331
987 SPP AKTIEFOND GLOBAL	237	237
988 SPP EUROPA PLUS	633	633
989 SPP GENERATION 50-TAL	749	749
1399 SPRINT MASTER TRUST.	5.214	5.214
363 SSB FTSE RAFI DEVELOPED 1000 INDEX NONLENDING COMMON TRUST FUND	8.196	8.196
364 SSB MSCI ACWI EX USA IMI SCREENED NONLENDING COMMON TRUST FUND	10.043	10.043
365 SSB MSCI EUROPE SCREENED INDEX NONLENDING COMMON TRUST FUND	43.719	43.719
366 SSB MSCI ITALY INDEX SECURITIESLENDING COMMON TRUST FUND	515.076	515.076

Mediobanca S.p.A.

Assemblea ordinaria e straordinaria

28 ottobre 2021

**Esito della votazione sul punto 3.b
dell'ordine del giorno**

SCHEDA NOMINATIVO

	NUMERO DI AZIONI	
	TOTALE	CON DIRITTO DI VOTO
367 SSGA MSCI ACWI EX-USA INDEX NON-LENDING DAILY TRUST	3.559	3.559
369 SSGA SPDR ETFS EUROPE I PUBLIC LIMITED COMPANY	13.384	13.384
368 SSGA SPDR ETFS EUROPE I PUBLIC LIMITED COMPANY	21.093	21.093
370 SSGA SPDR ETFS EUROPE I PUBLIC LIMITED COMPANY	30.511	30.511
373 SSGA SPDR ETFS EUROPE II PUBLICLIMITED COMPANY	1.222	1.222
371 SSGA SPDR ETFS EUROPE II PUBLICLIMITED COMPANY	1.422	1.422
374 SSGA SPDR ETFS EUROPE II PUBLICLIMITED COMPANY	5.398	5.398
372 SSGA SPDR ETFS EUROPE II PUBLICLIMITED COMPANY	40.993	40.993
375 SST GLOB ADV TAX EXEMPT RETIREMENT PLANS	31.756	31.756
376 SST GLOB ADV TAX EXEMPT RETIREMENT PLANS	71.538	71.538
377 SST GLOB ADV TAX EXEMPT RETIREMENT PLANS	242.743	242.743
379 SST GLOB ADV TAX EXEMPT RETIREMENT PLANS	914.060	914.060
378 SST GLOB ADV TAX EXEMPT RETIREMENT PLANS	1.090.782	1.090.782
1604 STANDARD BANK OF SOUTH AFRICA LTD	4.987	4.987
1787 STANDARD LIFE INVESTMENTS GLOBAL	25.377	25.377
1400 STANISLAUS COUNTY EMPLOYEES' RETIREMENT ASSOCIATION 832	21.003	21.003
1933 STAR PASTEUR	20.989	20.989
380 STATE OF ALASKA RETIREMENT AND BENEFITS PLANS	118.544	118.544
1401 STATE OF IDAHO ENDOWMENT FUND INVESTMENT BOARD	41.725	41.725
381 STATE OF MINNESOTA	243.476	243.476
382 STATE OF NEW JERSEY COMMON PENSION FUND D	332.096	332.096
990 STATE OF NEW MEXICO STATE INVESTMENT COUNCIL	20.500	20.500
991 STATE OF NEW MEXICO STATE INVESTMENT COUNCIL	32.312	32.312
992 STATE OF NEW MEXICO STATE INVESTMENT COUNCIL	389.100	389.100
1788 STATE OF WISCONSIN INVESTMENT BOARD	1	1
1789 STATE OF WISCONSIN INVESTMENT BOARD	1	1
1790 STATE OF WISCONSIN INVESTMENT BOARD	1	1
1791 STATE OF WISCONSIN INVESTMENT BOARD	1	1
1792 STATE OF WISCONSIN INVESTMENT BOARD	1	1
993 STATE OF WYOMING	28.691	28.691
383 STATE STREET CCF	9.261	9.261
1402 STATE STREET GLOBAL ADVISORS GROSS ROLL UP UNIT TRUST	17.685	17.685
385 STATE STREET GLOBAL ADVISORS LUXEMBOURG SICAV	2.402	2.402
384 STATE STREET GLOBAL ADVISORS LUXEMBOURG SICAV	3.892	3.892
390 STATE STREET GLOBAL ADVISORS LUXEMBOURG SICAV	8.022	8.022
387 STATE STREET GLOBAL ADVISORS LUXEMBOURG SICAV	48.766	48.766
389 STATE STREET GLOBAL ADVISORS LUXEMBOURG SICAV	58.402	58.402
388 STATE STREET GLOBAL ADVISORS LUXEMBOURG SICAV	62.780	62.780
386 STATE STREET GLOBAL ADVISORS LUXEMBOURG SICAV	78.009	78.009
391 STATE STREET GLOBAL ALL CAP EQUITY EXUS INDEX PORTFOLIO	77.174	77.174
392 STATE STREET GLOBAL INDEX PLUS TRUST	3.259	3.259
393 STATE STREET INTERNATIONAL DEVELOPED EQUITY INDEX PORTFOLIO	157.610	157.610
394 STATE STREET INTERNATIONAL EQUITIES INDEX TRUST LEVEL 15	13.838	13.838
396 STATE STREET IRELAND UNIT TRUST	587	587
395 STATE STREET IRELAND UNIT TRUST	7.476	7.476
397 STATE STREET TOTAL RETURN VIS FUND	8.321	8.321
398 STATE STREET WORLD ENHANCED SECURITIES LENDING COMMON TRUST FUND	25.079	25.079
1403 STATE TEACHERS RETIREMENT SYSTEM OF OHIO	1.457.550	1.457.550
994 STELLAR INSURANCE, LTD.	2.611	2.611
995 STERLING CAPITAL BEHAVIORAL INTERNATIONAL EQUITY FUND	67.550	67.550
1404 STEUART L. WALTON FAMILY TRUST UAD 3/19/13	1.446	1.446

Mediobanca S.p.A.

Assemblea ordinaria e straordinaria

28 ottobre 2021

**Esito della votazione sul punto 3.b
dell'ordine del giorno**

SCHEDA NOMINATIVO

	NUMERO DI AZIONI	
	TOTALE	CON DIRITTO DI VOTO
1605 STEWARDSHIP FOUNDATION-WYRF4889002	1.119	1.119
1405 STICHTING BEDRIJFSTAKPENSIENFONDS VOOR DE DETAILHANDEL	186.371	186.371
1606 STICHTING BEDRIJFSTAKPENSIENFONDS VOOR DE MEUBELI NDUSTRIE EN MEUBILERINGSBEC	51.086	51.086
1406 STICHTING BEDRIJFSTAKPENSIENFONDS VOOR HET LEVENSMIDDELENBEDRIJF	20.113	20.113
1408 STICHTING BEDRIJFSTAKPENSIENFONDS ZORGVERZEKERAARS..	46.390	46.390
1609 STICHTING DEPOSITARY APG DEVELOPED MARKETS EQUITY POOL	31.146	31.146
1607 STICHTING DEPOSITARY APG DEVELOPED MARKETS EQUITY POOL	56.357	56.357
1608 STICHTING DEPOSITARY APG DEVELOPED MARKETS EQUITY POOL	325.572	325.572
1410 STICHTING HEINEKEN PENSIENFONDS	13.362	13.362
399 STICHTING ING CDC PENSIENFONDS	9.880	9.880
400 STICHTING NN CDC PENSIENFONDS	1.730	1.730
1411 STICHTING PENSIENFONDS ING..	54.740	54.740
997 STICHTING PENSIENFONDS MEDISCH SPECIALISTEN	459.980	459.980
1413 STICHTING PENSIENFONDS PGB	140.888	140.888
1412 STICHTING PENSIENFONDS PGB	147.700	147.700
1414 STICHTING PENSIENFONDS PGB	312.724	312.724
998 STICHTING PENSIENFONDS PROVISUM	2.658	2.658
1794 STICHTING PENSIENFONDS RAIL AND OPENBAAR VERVOER	15.489	15.489
1415 STICHTING PENSIENFONDS SAGITTARIUS	16.543	16.543
401 STICHTING PHILIPS PENSIENFONDS	39.860	39.860
1795 STICHTING RABOBANK PENSIENFONDS	5.927	5.927
1000 STOREBRAND LIVSFORSIKRING AS	5.139	5.139
1001 STRATEGIC INTERNATIONAL EQUITY FUND	24.160	24.160
1611 SUBSIDIZED SCHOOLS PROVIDENT FUND	6.404	6.404
1002 SUE ANN ARNALL	7.247	7.247
402 SUN CHEMICAL LIMITED PENSION SCHEME	1.810	1.810
403 SUNAMERICA SERIES TRUST - SA INTERNATIONAL INDEX PORTFOLIO	23.873	23.873
404 SUNAMERICA SERIES TRUST SA BLACKROCK VCP GLOBAL MULTI ASSET PORT	12.809	12.809
405 SUNAMERICA SERIES TRUST SA JPM DIVERSIFIED BALANCED PORTFOLIO	1.102	1.102
406 SUNSUPER SUPERANNUATION FUND	66.433	66.433
1418 SUPERANNUATION FUNDS MANAGEMENT CORPORATION OF SOUTH AUSTRAL	5.145	5.145
407 SYMMETRY LOW VOLATILITY FUND	1	1
1532 T. ROWE PRICE FUNDS SICAV	16	16
1003 T. ROWE PRICE INTERNATIONAL EQUITY INDEX FUND	27.943	27.943
1004 T. ROWE PRICE INTERNATIONAL EQUITY INDEX TRUST	24.505	24.505
1612 TACS NON US EQUITY CORE MARKET CONTINUOUS LLC	16.678	16.678
408 TAIWAN MST CUST FRANKLIN TEMPLETON SINOAM MULTIASSET INCOME	379	379
409 TALCOTT RESOLUTION LIFE INSURANCE COMPANY	5.659	5.659
410 TANGERINE BALANCED GROWTH PORTFOLIO	10.272	10.272
411 TANGERINE BALANCED INCOME PORTFOLIO	1.622	1.622
412 TANGERINE BALANCED PORTFOLIO	9.345	9.345
413 TANGERINE EQUITY GROWTH PORTFOLIO	13.032	13.032
1005 TCORPIM DEVELOPED MARKETS EQUITIES (HEDGED) FUND	14.027	14.027
1006 TCORPIM DEVELOPED MARKETS EQUITIES (SOVEREIGN INVESTOR - HEDGED) FUND	56.561	56.561
414 TD EMERALD INTERNATIONAL EQUITYINDEX FUND	138.301	138.301
415 TD EUROPEAN INDEX FUND .	3.912	3.912
416 TD INTERNATIONAL EQUITY INDEX ETF	33.571	33.571
417 TD MORNINGSTAR ESG INTERNATIONAL EQUITY INDEX ETF	1.247	1.247
420 TEACHER RETIREMENT SYSTEM OF TEXAS	116	116
419 TEACHER RETIREMENT SYSTEM OF TEXAS	346	346
418 TEACHER RETIREMENT SYSTEM OF TEXAS	920	920

Mediobanca S.p.A.

Assemblea ordinaria e straordinaria

28 ottobre 2021

**Esito della votazione sul punto 3.b
dell'ordine del giorno**

SCHEDA NOMINATIVO

	NUMERO DI AZIONI	
	TOTALE	CON DIRITTO DI VOTO
1007 TEACHERS RETIREMENT SYSTEM OF GEORGIA	405.747	405.747
1796 TEACHERS RETIREMENT SYSTEM OF LOUISIANA	1	1
422 TEACHERS' RETIREMENT SYSTEM OF THE STATE OF ILLINOIS	79.268	79.268
421 TEACHERS' RETIREMENT SYSTEM OF THE STATE OF ILLINOIS	540.200	540.200
1008 TELSTRA SUPERANNUATION SCHEME	20.368	20.368
1797 TEXAS EDUCATION AGCY	132.421	132.421
1798 TEXAS EDUCATION AGENCY	10.585	10.585
1799 THE AMERICAN UNIVERSITY IN CAIRO	5.616	5.616
423 THE ARROWSTREET COMMON CONTRACTUAL FUND	9.174	9.174
1420 THE AVI CHAI FOUNDATION	6.130	6.130
425 THE BANK OF KOREA	2.337	2.337
426 THE BANK OF KOREA	21.899	21.899
424 THE BANK OF KOREA	23.160	23.160
427 THE BANK OF KOREA	31.851	31.851
1614 THE BANK OF NEW YORK MELLON EMPLOYEE BENEFIT COLLECTIVE INV	50.497	50.497
1613 THE BANK OF NEW YORK MELLON EMPLOYEE BENEFIT COLLECTIVE INV	92.847	92.847
1615 THE BANK OF NEW YORK MELLON INTERNATIONAL LIMITED	948.405	948.405
1800 THE BANK OF NEW YORK MELLON INTERNATIONAL LIMITED AS TRUS PED WORLD FOSSIL FUEL :	367	367
1421 THE BOARD OF THE PENSION PROTECTION FUND RENAISSANCE	5.447	5.447
1423 THE CHERYL D DUFFIELD TRUST UAD 09/12/96 CHERYL D DUFFIELD TTEE	2.064	2.064
1424 THE DAVID A DUFFIELD TRUST UAD 07/14/88	4.414	4.414
1425 THE DFA INTERNATIONAL VALUE SERIESA	261.028	261.028
1426 THE ENDEAVOUR II FUND.	2.170	2.170
1616 THE HARTFORD RETIREMENT PLAN TRUST FOR US EMPLOYEES	3.966	3.966
1429 THE HIGHCLERE INTERNATIONAL INVESTORS SMID FUND	2.115.562	2.115.562
1801 THE HKSAR GOVERNMENT SCHOLARSHIP FUND	347	347
1011 THE LABOUR UNION CO-OPERATIVE RETIREMENT FUND	3.252	3.252
1010 THE LABOUR UNION CO-OPERATIVE RETIREMENT FUND	7.481	7.481
428 THE MASTER TRUST BANK OF JAPAN LTD RE: HITACHI FOREIGN EQUITY INDEX MOTHER FUND	10.676	10.676
1012 THE MASTER TRUST BANK OF JAPAN LTD. RE: MANULIFE INTERNATIONAL EQUITY INDEX MOTHE	1.677	1.677
1013 THE MASTER TRUST BANK OF JAPAN, LTD. AS TRUSTEE FOR MTBJ400045828	346.037	346.037
1014 THE MASTER TRUST BANK OF JAPAN, LTD. AS TRUSTEE FOR MTBJ400045832	91.521	91.521
1015 THE MASTER TRUST BANK OF JAPAN, LTD. AS TRUSTEE FOR MTBJ400045872	235.686	235.686
1016 THE MASTER TRUST BANK OF JAPAN, LTD. AS TRUSTEE FOR ORGANIZATION FOR WORKERS' R	14.218	14.218
1018 THE MASTER TRUST BANK OF JAPAN, LTD. AS TRUSTEE FOR FEDERATION OF NATIONAL PUBLIC	12.375	12.375
1017 THE MASTER TRUST BANK OF JAPAN, LTD. AS TRUSTEE FOR FEDERATION OF NATIONAL PUBLIC	33.750	33.750
1019 THE MASTER TRUST BANK OF JAPAN, LTD. AS TRUSTEE FOR MTBJ400045829	790.757	790.757
1020 THE MASTER TRUST BANK OF JAPAN, LTD. AS TRUSTEE FOR MUTB400045792	288.453	288.453
1021 THE MASTER TRUST BANK OF JAPAN, LTD. AS TRUSTEE FOR MUTB400045794	1.394.561	1.394.561
1022 THE MASTER TRUST BANK OF JAPAN, LTD. AS TRUSTEE FOR MUTB400045795	478.779	478.779
1023 THE MASTER TRUST BANK OF JAPAN, LTD. AS TRUSTEE FOR NATIONAL PENSION FUND ASSOCI/	17.982	17.982
1024 THE MASTER TRUST BANK OF JAPAN, LTD. AS TRUSTEE FOR ORGANIZATION FOR WORKERS' RE	8.740	8.740
1025 THE MASTER TRUST BANK OF JAPAN, LTD. RE: MUTB400021492	18.080	18.080
1026 THE MASTER TRUST BANK OF JAPAN, LTD. RE: MUTB400021536	51.512	51.512
1027 THE MASTER TRUST BANK OF JAPAN, LTD. RE: NZAM EURO STOXX (JPY HEDGED) (PRIVATELY PI	79.717	79.717
1430 THE MEDICAL AND DENTAL DEFENCE UNION OF SCOTLAND	24.525	24.525
429 THE METHODIST HOSPITAL	81.600	81.600
1431 THE MOTOROLA PENSION SCHEME	3.333	3.333
1617 THE NATURE CONSERVANCY WORLDWIDE OFFICE	253	253
1433 THE NOMURA TRUST AND BANKING CO LTD	2.222	2.222
1432 THE NOMURA TRUST AND BANKING CO LTD	20.050	20.050

Mediobanca S.p.A.

Assemblea ordinaria e straordinaria

28 ottobre 2021

**Esito della votazione sul punto 3.b
dell'ordine del giorno**

SCHEDA NOMINATIVO

	NUMERO DI AZIONI	
	TOTALE	CON DIRITTO DI VOTO
1435 THE NORTHERN TRUST COMPANY SUB-ADVISED COLLECTIVE FUNDS TRUS	205.800	205.800
1434 THE NORTHERN TRUST COMPANY SUB-ADVISED COLLECTIVE FUNDS TRUS	630.300	630.300
1436 THE OTTERBEIN FAMILY TRUST UAD 09/28/07 VICTORIA OTTERBEIN & THOMAS OTTERBEIN TTEE	1.469	1.469
1437 THE PENSION BOARDS - UNITED CHURCH OF CHRIST INC.	3.231	3.231
431 THE PRUDENTIAL INSURANCE COMPANY OF AMERICA	2.945	2.945
430 THE PRUDENTIAL INSURANCE COMPANY OF AMERICA	20.783	20.783
434 THE REGENTS OF THE UNIVERSITY OF CALIFORNIA	6.700	6.700
433 THE REGENTS OF THE UNIVERSITY OF CALIFORNIA	19.040	19.040
435 THE REGENTS OF THE UNIVERSITY OF CALIFORNIA	57.157	57.157
436 THE REGENTS OF THE UNIVERSITY OF CALIFORNIA	108.966	108.966
432 THE REGENTS OF THE UNIVERSITY OF CALIFORNIA	319.353	319.353
1802 THE SEVENTH SWEDISH NATIONAL PENSION FUND AP 7 EQUITY FUN	1	1
1803 THE SEVENTH SWEDISH NATIONAL PENSION FUND AP 7 EQUITY FUND	1	1
1028 THE SOUTHERN COMPANY SYSTEM MASTER RETIREMENT TRUST	28.130	28.130
1804 THE STATE OF CONNECTICUT ACTING THROUGH ITS TREASURER	90.885	90.885
1618 THE TRUST FOR AGE UK FUNERAL PLANS	2.089	2.089
1438 THE TRUSTEES OF THE HENRY SMITH CHARITY	15.519	15.519
1619 THE UNIVERSITY COURT OF THE UNIVERSITY OF GLASGOW	5.666	5.666
437 THE WALT DISNEY COMPANY RETIREMENT PLAN MASTER TRUST	14.897	14.897
1439 THOMAS L. WALTON FAMILY TRUST UAD 03/19/13	6.064	6.064
1029 THRIFT SAVINGS PLAN	2.418.689	2.418.689
438 THRIVENT CORE INTERNATIONAL EQUITY FUND	285.431	285.431
439 THRIVENT GLOBAL STOCK FUND	228.374	228.374
440 THRIVENT GLOBAL STOCK PORTFOLIO	159.630	159.630
441 THRIVENT INTERNATIONAL ALLOCATION FUND	279.185	279.185
442 THRIVENT INTERNATIONAL ALLOCATION PORTFOLIO	577.611	577.611
443 THRIVENT INTERNATIONAL INDEX PORTFOLIO	5.871	5.871
1440 THYSSEN GLOBAL INVESTMENTS CORP	397	397
444 TIAACREF INTERNATIONAL EQUITY INDEX FUND	672.087	672.087
1621 TMI 2 SOLUTIONS TAX QUALIFIED NUCLEAR DECOMMISSIONING TRUST	2.231	2.231
1620 TMI 2 SOLUTIONS TAX QUALIFIED NUCLEAR DECOMMISSIONING TRUST	2.797	2.797
1938 TOSCO-FIN S.R.L.	300.000	300.000
1508 TOSCO-FIN S.R.L.	3.465.000	3.465.000
445 TOTAL INTERNATIONAL EX U.S. INDEX MASTER PORTFOLIO OF MASTER INV	40.061	40.061
446 TRANSAMERICA INTERNATIONAL EQUITY INDEX VP	2.679	2.679
447 TRANSAMERICA MORGAN STANLEY GLOBAL ALLOCATION VP	8.712	8.712
1805 TREASURER OF THE STATE OF NORTH CAROLINA EQUITY INVESTMENT	133.910	133.910
1441 TRINITY COLLEGE CAMBRIDGE	6.577	6.577
1030 TRUST & CUSTODY SERVICES BANK LTD AS TRUSTEE FOR PENSION INVESTMENT FUND TRUST	19.685	19.685
1031 TRUST & CUSTODY SERVICES BANK LTD AS TRUSTEE FOR PENSION INVESTMENT FUND TRUST	4.256	4.256
1032 TRUST & CUSTODY SERVICES BANK LTD AS TRUSTEE FOR PENSION INVESTMENT FUND TRUST	39.120	39.120
1033 TRUST & CUSTODY SERVICES BANK LTD AS TRUSTEE FOR PENSION INVESTMENT FUND TRUST	2.252	2.252
448 TRUST I AB GLOBAL DYNAMIC ALLOCATION PORTFOLIO	38.756	38.756
1034 TWO SIGMA ABSOLUTE RETURN-PORTFOLIO LLC EMEA TRADING	281.985	281.985
1035 TWU SUPERANNUATION FUND	1.994	1.994
1622 TXU GENERATION COMPANY LP QUAL NUCLEAR DECOMMISSIONING TRUS	1.878	1.878
449 UBS (IRL) ETF PLC - S&P 500 ESG UCITS ETF (ENGLISH)	268	268
457 UBS (IRL) ETF PLC - S&P 500 ESG UCITS ETF (ENGLISH)	762	762
456 UBS (IRL) ETF PLC - S&P 500 ESG UCITS ETF (ENGLISH)	802	802
452 UBS (IRL) ETF PLC - S&P 500 ESG UCITS ETF (ENGLISH)	822	822
453 UBS (IRL) ETF PLC - S&P 500 ESG UCITS ETF (ENGLISH)	2.275	2.275

Mediobanca S.p.A.

Assemblea ordinaria e straordinaria

28 ottobre 2021

**Esito della votazione sul punto 3.b
dell'ordine del giorno**

SCHEDA NOMINATIVO

	NUMERO DI AZIONI	
	TOTALE	CON DIRITTO DI VOTO
454 UBS (IRL) ETF PLC - S&P 500 ESG UCITS ETF (ENGLISH)	3.758	3.758
451 UBS (IRL) ETF PLC - S&P 500 ESG UCITS ETF (ENGLISH)	4.946	4.946
450 UBS (IRL) ETF PLC - S&P 500 ESG UCITS ETF (ENGLISH)	7.461	7.461
455 UBS (IRL) ETF PLC - S&P 500 ESG UCITS ETF (ENGLISH)	23.205	23.205
458 UBS (US) GROUP TRUST	42.195	42.195
1037 UBS ASSET MANAGEMENT LIFE LTD	2.738	2.738
1038 UBS ASSET MANAGEMENT LIFE LTD	9.515	9.515
1036 UBS ASSET MANAGEMENT LIFE LTD	10.870	10.870
1040 UBS ASSET MANAGEMENT LIFE LTD	28.658	28.658
1039 UBS ASSET MANAGEMENT LIFE LTD	28.867	28.867
1442 UBS COMMON CONTRACTUAL FUND	1.918	1.918
1041 UBS FTSE RAFI DEVELOPED 1000 INDEX FUND	18.120	18.120
459 UBS FUND MANAGEMENT (SWITZERLAND) AG ON BEHALF OF ZURICH INVESTINSTITUTIONAL FUND	33.049	33.049
1447 UBS FUND MANAGEMENT (SWITZERLAND) AG.	1.283	1.283
1444 UBS FUND MANAGEMENT (SWITZERLAND) AG.	3.550	3.550
1443 UBS FUND MANAGEMENT (SWITZERLAND) AG.	7.780	7.780
1445 UBS FUND MANAGEMENT (SWITZERLAND) AG.	8.700	8.700
1446 UBS FUND MANAGEMENT (SWITZERLAND) AG.	22.683	22.683
460 UBS IQ MSCI WORLD EX AUSTRALIA ETHICAL ETF	763	763
464 UBS LUX FUND SOLUTIONS	2.834	2.834
463 UBS LUX FUND SOLUTIONS	13.884	13.884
461 UBS LUX FUND SOLUTIONS	27.788	27.788
462 UBS LUX FUND SOLUTIONS	98.395	98.395
465 UBS LUX FUND SOLUTIONS	496.865	496.865
624 UF 6 A	67.855	67.855
1042 UI-FONDS BAV RBI AKTIEN	47.524	47.524
1934 UMR SELECT EUROPE R1	120.937	120.937
1448 UNIFIED ACCUMULATIVE PENSION FUND JOINT STOCK COMPANY	5.032	5.032
1043 UNIPOLSAI ASSICURAZIONI SPA	4.500.000	4.500.000
1044 UNIPOLSAI ASSICURAZIONI SPA	12.855.000	12.855.000
1806 UNITED CHURCH FUNDS INC	25.400	25.400
1449 UNITED NATIONS RELIEF AND WORKS AGENCY FOR PALESTINE REFUGEE	3.088	3.088
466 UNITED TECHNOLOGIES CORPORATIONEMPLOYEE SAVINGS PLAN MASTER TRUST	79.171	79.171
468 UNIVERSAL INVESTMENT GESELLSCHAFT MBH FOR KFPT UNIVERSAL FONDS	3.485	3.485
467 UNIVERSAL INVESTMENT GESELLSCHAFT MBH FOR KFPT UNIVERSAL FONDS	23.223	23.223
1955 UNIVERSAL INVESTMENT GMBH	22.100	22.100
1046 UNIVERSAL INVESTMENT GMBH	25.358	25.358
1045 UNIVERSAL INVESTMENT GMBH	74.839	74.839
1956 UNIVERSAL INVESTMENT GMBH	119.562	119.562
1623 UNIVERSAL SHIPOWNERS MARINE INSURANCE ASSOCIATION LIMITED	2.552	2.552
1047 UNIVERSAL-INVESTMENT-GESELLSCHAFT MBH ON BEHALF OF BAYVK A1-FONDS	830.400	830.400
1048 UNIVERSAL-INVESTMENT-GESELLSCHAFT MBH ON BEHALF OF BAYVK A4-FONDS	109.677	109.677
1050 UNIVERSAL-INVESTMENT-GESELLSCHAFT MBH ON BEHALF OF EPOTIF MASTERFONDS	31.961	31.961
469 UNIVERSALINVESTMENTGESELLSCHAFTMBH FOR PROUIFONDS SAA	55.509	55.509
470 UNIVERSALINVESTMENTGESELLSCHAFTMBH FOR UIFONDS AKTIEN WORLD ESG	3.049	3.049
1450 UNIVERSE THE CMI GLOBAL NETWORK FUND - CMI CONTINENTAL EURO	53.017	53.017
471 UNIVERSITY OF GUELPH	19.300	19.300
472 UNIVERSITY OF GUELPH FOREIGN PROPERTY TRUST	39.700	39.700
1807 UPS GROUP TRUST	18.274	18.274
1808 UPS GROUP TRUST	35.663	35.663
473 US LEGACY INCOME COMMON TRUST FUND	79.771	79.771

Mediobanca S.p.A.

Assemblea ordinaria e straordinaria

28 ottobre 2021

**Esito della votazione sul punto 3.b
dell'ordine del giorno**

SCHEDA NOMINATIVO

	NUMERO DI AZIONI	
	TOTALE	CON DIRITTO DI VOTO
1452 UTAH STATE RETIREMENT SYSTEMS	85.510	85.510
474 VALIC COMPANY I - INTERNATIONAL SOCIALLY RESPONSIBLE FUNDK	54.420	54.420
475 VALIC COMPANY I INTERNATIONAL EQUITIES INDEX FUND	59.535	59.535
476 VANGUARD DEVELOPED MARKETS INDEX FUND	4.700.670	4.700.670
477 VANGUARD ESG DEVELOPED WORLD ALL CAP EQ INDEX FND UK	5.784	5.784
1052 VANGUARD ESG INTERNATIONAL STOCK ETF	126.940	126.940
1053 VANGUARD ETHICALLY CONSCIOUS INTERNATIONAL SHARES INDEX FUND	27.390	27.390
1624 VANGUARD EUROPEAN STOCK INDEX FUND	1.487.429	1.487.429
1054 VANGUARD FIDUCIARY TRUST COMPANY EUROPEAN STOCK INDEX TRUST	24.591	24.591
1055 VANGUARD FIDUCIARY TRUST COMPANY INSTITUTIONAL TOTAL INTERNATIONAL STOCK MARK	426.919	426.919
1056 VANGUARD FIDUCIARY TRUST COMPANY INSTITUTIONAL TOTAL INTERNATIONAL STOCK MARK	3.123.318	3.123.318
1625 VANGUARD FTSE ALL WORLD EX US INDEX FUND	1.338.063	1.338.063
478 VANGUARD FTSE DEVELOPED ALL CAPEX NORTH AMERICA INDEX ETF	72.634	72.634
479 VANGUARD FTSE DEVELOPED EUROPE ALL CAP INDEX ETF	8.225	8.225
1058 VANGUARD FUNDS PUBLIC LIMITED COMPANY	1.496	1.496
1061 VANGUARD FUNDS PUBLIC LIMITED COMPANY	19.374	19.374
1057 VANGUARD FUNDS PUBLIC LIMITED COMPANY	44.785	44.785
1060 VANGUARD FUNDS PUBLIC LIMITED COMPANY	132.433	132.433
1062 VANGUARD FUNDS PUBLIC LIMITED COMPANY	160.493	160.493
1059 VANGUARD FUNDS PUBLIC LIMITED COMPANY	193.779	193.779
1063 VANGUARD GLOBAL VALUE EQUITY FUND	12.317	12.317
480 VANGUARD GLOBAL VALUE FACTOR ETF	12.126	12.126
1064 VANGUARD INTERNATIONAL SHARES INDEX FUND	186.785	186.785
1065 VANGUARD INTERNATIONAL SHARES SELECT EXCLUSIONS INDEX FUND	16.987	16.987
1068 VANGUARD INVESTMENT SERIES PUBLIC LIMITED COMPANY	30.387	30.387
1070 VANGUARD INVESTMENT SERIES PUBLIC LIMITED COMPANY	34.133	34.133
1067 VANGUARD INVESTMENT SERIES PUBLIC LIMITED COMPANY	136.025	136.025
1066 VANGUARD INVESTMENT SERIES PUBLIC LIMITED COMPANY	227.700	227.700
1069 VANGUARD INVESTMENT SERIES PUBLIC LIMITED COMPANY	288.599	288.599
1073 VANGUARD INVESTMENTS COMMON CONTRACTUAL FD-VANGUARD FTSE DEV EUR EX UK CCF	74.433	74.433
1071 VANGUARD INVESTMENTS COMMON CONTRACTUAL FD/VANG FTSE DEVELOPED WRLD CMMN C	17.841	17.841
1072 VANGUARD INVESTMENTS COMMON CONTRACTUAL FD/VANG FTSE DVLPD WRLD EX UK CMN C	12.008	12.008
481 VANGUARD INVESTMENTS FUNDS ICVC-VANGUARD FTSE DEVELOPED WOR LD EX - U.K. EQUITY	176.856	176.856
1074 VANGUARD INVESTMENTS II CCF - VANGUARD FTSE DEVELOPED WORLD II CCF	29.186	29.186
1076 VANGUARD INVESTMENTS II CCF-VANGUARD SRI FTSE DEVELOPED WORLD II CCF	19.764	19.764
1075 VANGUARD INVESTMENTS II CCF/VANGUARD SRI FTSE DEVELOPED EUROPE II CCF	23.063	23.063
1077 VANGUARD TOTAL INTERNATIONAL STOCK INDEX FUND	9.166.854	9.166.854
482 VANGUARD TOTAL WORLD STOCK INDEX FUND	311.849	311.849
1078 VANTAGETRUST III MASTER COLLECTIVE INVESTMENT FUNDS TRUST	22.275	22.275
1079 VARIABLE INSURANCE PRODUCTS FUND II: INTERNATIONAL INDEX PORTFOLIO	10.589	10.589
1453 VARIOPARTNER SICAV - 3-ALPHA GLOBAL QUALITY ACHIEVERS	31.406	31.406
1626 VEBA OF THE NONREP EE OF S CA ED CO	9.600	9.600
1809 VEBA PARTNERSHIP N L P	4.001	4.001
1935 VENDOME SELECTION EUR	230.000	230.000
1454 VERDIPAPIRFONDET KLP AKSJEEUROPA INDEKS 1	373	373
1455 VERDIPAPIRFONDET KLP AKSJEGLOBAL INDEX 1	101.914	101.914
1080 VERDIPAPIRFONDET STOREBRAND GLOBAL INDEKS	5.863	5.863
1081 VERDIPAPIRFONDET STOREBRAND INDEKS ALLE MARKEDER	8.637	8.637
1082 VGV POOLFONDS PA1	19.593	19.593
483 VIF ICVC VANGUARD FTSE DEVELOPED EUROPE EXUK EQUITY INDEX FUND	349.669	349.669
484 VIF ICVC VANGUARD FTSE GLOBAL ALL CAP INDEX FUND	18.186	18.186

Mediobanca S.p.A.

Assemblea ordinaria e straordinaria

28 ottobre 2021

**Esito della votazione sul punto 3.b
dell'ordine del giorno**

SCHEDA NOMINATIVO

	NUMERO DI AZIONI	
	TOTALE	CON DIRITTO DI VOTO
1936 VILLIERS ALTO	54.451	54.451
1810 VIRGINIA RETIREMENT SYSTEM	1	1
1811 VIRGINIA RETIREMENT SYSTEM	1	1
1812 VIRGINIA RETIREMENT SYSTEM	1	1
1456 VISION POOLED SUPERANNUATION TRUST	230.812	230.812
627 VITTORELLI MARCO	25.000	25.000
1509 VITTORIA ASSICURAZIONI S.P.A.	2.225.350	2.225.350
1458 VONTOBEL FUND (CH) - SUSTAINABLE GLOBAL EQUITY EX SWITZERLAN C/O VONTOBEL FONDS S	82.000	82.000
1459 VONTOBEL FUND (CH) - VESCORE GLOBAL EQUITY MULTI FACTOR C/O VONTOBEL FONDS SERV	313	313
1457 VONTOBEL FUND - VESCORE GLOBAL EQUITY MULTI FACTOR	842	842
1813 VOYA INTERNATIONAL INDEX PORTFOLIO	88.448	88.448
1460 WAM INVESTMENTS, LLC	639	639
486 WASHINGTON STATE INVESTMENT BOARD	6.761	6.761
487 WASHINGTON STATE INVESTMENT BOARD	192.592	192.592
485 WASHINGTON STATE INVESTMENT BOARD	783.333	783.333
1461 WAVERTON INVESTMENT FUNDS PLC - WAVERTON GLOBAL CORE EQUITY	69.536	69.536
628 WELLS FARGO (LUX) WORLDWIDE FU	3.168	3.168
488 WELLS FARGO BK DECL OF TRUST ESTABL INVEST FUNDS EMPLOYEE BEN TR	243.986	243.986
489 WELLS FARGO FACTOR ENHANCED INTERNATIONAL PORTFOLIO	64.017	64.017
1628 WESPATH FUNDS TRUST	1.761	1.761
1627 WESPATH FUNDS TRUST	3.043	3.043
1814 WESPATH FUNDS TRUST	25.256	25.256
1462 WEST VIRGINIA INVESTMENT MANAGEMENT BOARD	625.900	625.900
1463 WHEELS COMMON INVESTMENT FUND TRUSTEES LIMITED	8.201	8.201
1464 WHIRLPOOL CORPORATION AND SUBSIDIARY EMPLOYEES RETIREMENT TRUST 200 N M	4.214	4.214
1084 WHOLESAL INTERNATIONAL CORE EQUITIES	1.555	1.555
1085 WHOLESAL INTERNATIONAL CORE EQUITIES (NZ HEDGED)	4.124	4.124
1086 WHOLESAL UNIT TRUST MSCI GLOBAL INDEX SHARE FUND	2.839	2.839
1815 WILMINGTON INTERNATIONAL FUND	36.670	36.670
490 WINDWISE MSCI EAFE INDEX NON-LENDING, FUND FOR EXEMPT ORG.	26.040	26.040
491 WISDOMTREE DYNAMIC CURRENCY HEDGED INTERNATIONAL EQUITY FUND	21.500	21.500
492 WISDOMTREE EUROPE HEDGED SMALLCAP EQUITY FUND	143.534	143.534
493 WISDOMTREE EUROPE QUALITY DIVIDEND GROWTH FUND	27.423	27.423
494 WISDOMTREE GLOBAL HIGH DIVIDENDFUND	3.533	3.533
495 WISDOMTREE INTERNATIONAL EQUITYFUND	81.362	81.362
496 WISDOMTREE INTERNATIONAL HIGH DIVIDEND FUND	38.940	38.940
497 WISDOMTREE INTERNATIONAL MIDCAPDIVIDEND	97.771	97.771
499 WISDOMTREE ISSUER ICAV	635	635
498 WISDOMTREE ISSUER ICAV	13.193	13.193
1087 WORLD ALPHA TILTS - ENHANCED FUND B	2.022	2.022
1088 WORLD TRADE ORGANIZATION PENSION PLAN	5.861	5.861
1089 WSSP INTERNATIONAL EQUITIES TRUST	45.624	45.624
1466 WYOMING RETIREMENT SYSTEM	1.680	1.680
1465 WYOMING RETIREMENT SYSTEM	15.240	15.240
503 XTRACKERS	31	31
500 XTRACKERS	175	175
501 XTRACKERS	1.669	1.669
504 XTRACKERS	2.417	2.417
505 XTRACKERS	2.498	2.498
502 XTRACKERS	3.199	3.199
508 XTRACKERS (IE) PUBLIC LIMITED COMPANY	24	24

Mediobanca S.p.A.

Assemblea ordinaria e straordinaria

28 ottobre 2021

**Esito della votazione sul punto 3.b
dell'ordine del giorno**

SCHEDA NOMINATIVO

	NUMERO DI AZIONI	
	TOTALE	CON DIRITTO DI VOTO
509 XTRACKERS (IE) PUBLIC LIMITED COMPANY	343	343
507 XTRACKERS (IE) PUBLIC LIMITED COMPANY	3.253	3.253
506 XTRACKERS (IE) PUBLIC LIMITED COMPANY	47.192	47.192
510 XTRACKERS (IE) PUBLIC LIMITED COMPANY	82.382	82.382
1816 XTRACKERS EUROZONE EQUITY ETF	357	357
1817 XTRACKERS FTSE DEVELOPED EX US COMPREHENSIVE FACTOR ETF	2.393	2.393
1818 XTRACKERS MSCI ALL WORLD EXEC US HEDGED EQUITY ETF	3.818	3.818
1819 XTRACKERS MSCI EAFE HEDGED EQUITY ETF	142.093	142.093
1820 XTRACKERS MSCI EUROPE HEDGED EQUITY ETF	33.072	33.072
1821 XTRACKERS MSCI EUROZONE HEDGED EQUITY ETF	1.473	1.473
1822 XTRACKERS MSCI KOKUSAI EQUITY ETF	7.554	7.554
513 ZURICH INVEST ICAV	13.074	13.074
512 ZURICH INVEST ICAV	13.274	13.274
511 ZURICH INVEST ICAV	82.676	82.676
1090 ZWITSERLEVEN INSTITUTIONELE BELEGGINGSFONDSEN - ZWITSERLEVEN DUURZAAM INDEX AA	71.511	71.511

Riepilogo favorevoli

TOTALE FAVOREVOLI	n°	432.702.886	Azioni	70,4224% del capitale partecipante al voto
di cui				
In proprio	n°	0	Azioni	0,0000% del capitale partecipante al voto
Per delega e rappresentanza	n°	432.702.886	Azioni	70,4224% del capitale partecipante al voto

Mediobanca S.p.A.

Assemblea ordinaria e straordinaria

28 ottobre 2021

Esito della votazione sul punto **3.c**

della parte ordinaria dell'ordine del giorno

Remunerazioni: politica in caso di cessazione dalla carica o risoluzione del rapporto di lavoro.

Azionisti Presenti

In proprio	n° 0	per n° 0	0 Azioni	0 Voti	0,00 % del capitale sociale
Per delega	n° 1.476	per n° 614.439.629	Azioni	614.439.629 Voti	69,25 % del capitale sociale
TOTALE PRESENTI	n° 1.476	per n° 614.439.629	Azioni	614.439.629 Voti	69,25 % del capitale sociale

Esito Votazione

FAVOREVOLI	611.121.218	Voti	99,4599% del capitale partecipante al voto
CONTRARI	3.138.421	Voti	0,5108% del capitale partecipante al voto
ASTENUTI	179.990	Voti	0,0293% del capitale partecipante al voto
TOTALE VOTANTI	614.439.629	Voti	100,0000% del capitale partecipante al voto
TOTALE NON VOTANTI	0	Voti	0,0000% del capitale partecipante al voto
TOTALE PRESENTI	614.439.629	Voti	

Mediobanca S.p.A.

Assemblea ordinaria e straordinaria

28 ottobre 2021

Esito della votazione sul punto 3.c

della parte ordinaria dell'ordine del giorno

Remunerazioni: politica in caso di cessazione dalla carica o risoluzione del rapporto di lavoro.

Elenco Contrari

SCHEDA NOMINATIVO

	NUMERO DI AZIONI	
	TOTALE	CON DIRITTO DI VOTO
TREVISAN DARIO Rappresentante designato		
522 AFER AVENIR SENIOR	128.000	128.000
1547 AMERICAN ELECTRIC POWER MASTER RETIREMENT TRUST	60.148	60.148
1548 AMERICAN ELECTRIC POWER SYSTEM RETIREE MEDICALTRUST FOR CE S	18.581	18.581
539 AVIVA DIVERSIFIE	3.342	3.342
540 AVIVA INVEST VALORISATION	122.188	122.188
541 AVIVA INVESTORS CONVICTION	229.805	229.805
669 AVIVA INVESTORS INVESTMENT FUNDS ICVC AVIVA INVESTORS INTERNATIONAL INDEX TRAC	10.591	10.591
670 AVIVA INVESTORS PASSIVE FUNDS ACS - AI 30:70 GLOBAL EQUITY (CURRENCY HEDGED) INDEX I	9.270	9.270
671 AVIVA INVESTORS PASSIVE FUNDS ACS - AI 50:50 GLOBAL EQUITY INDEX FUND	68.208	68.208
672 AVIVA INVESTORS PASSIVE FUNDS ACS - AI 60:40 GLOBAL EQUITY INDEX FUND	16.450	16.450
673 AVIVA INVESTORS PASSIVE FUNDS ACS - AI CONTINENTAL EUROPEAN EQUITY INDEX FUND	15.188	15.188
674 AVIVA INVESTORS PASSIVE FUNDS ACS - AI DEVELOPED EUROPEAN EX UK EQUITY INDEX FUND	23.975	23.975
675 AVIVA INVESTORS PASSIVE FUNDS ACS - AI DEVELOPED WORLD EX UK EQUITY INDEX FUND	44.155	44.155
676 AVIVA LIFE & PENSIONS UK LIMITED	1.586	1.586
677 AVIVA LIFE & PENSIONS UK LIMITED	3.333	3.333
678 AVIVA LIFE & PENSIONS UK LIMITED	5.018	5.018
681 AVIVA LIFE & PENSIONS UK LIMITED	11.737	11.737
679 AVIVA LIFE & PENSIONS UK LIMITED	16.145	16.145
680 AVIVA LIFE & PENSIONS UK LIMITED	16.224	16.224
682 AVIVA LIFE & PENSIONS UK LIMITED	34.487	34.487
542 AVIVA PATRIMOINE	21.476	21.476
543 AVIVA PERFORMANCE	6.415	6.415
1109 BATTELLE MEMORIAL INSTITUTE	23.180	23.180
1568 COUNTY OF SANTA CLARA	24.385	24.385
1908 ECOFI OPTIM VARIANCE	83.979	83.979
789 ERAFP ACTIONS EURO 1	792.384	792.384
1689 ES RIVER AND MERCANTILE FUNDS ICVC	97.615	97.615
798 FCP VILLIERS ACTIONS EUROPE CPR AM	347.085	347.085
1929 RENDEMENT DIVERSIFIE M	17.489	17.489
1776 RIVER AND MERCANTILE GLOBAL HIGH ALPHA FUND	67.700	67.700
609 ROSANIA ELMAN	10	10
1409 STICHTING BLUE SKY LIQUID ASSET FUNDS	58.400	58.400
1427 THE GREATER MANCHESTER PENSION FUND.	279.426	279.426
1428 THE HEALTH FOUNDATION.	53.116	53.116
1051 UNIVERSITIES SUPERANNUATION SCHEME	341.732	341.732
1083 WESTPAC WHOLESALE UNHEDGED INTERNATIONAL SHARE TRUST	85.598	85.598

Mediobanca S.p.A.

Assemblea ordinaria e straordinaria

28 ottobre 2021

Esito della votazione sul punto 3.c

della parte ordinaria dell'ordine del giorno

Remunerazioni: politica in caso di cessazione dalla carica o risoluzione del rapporto di lavoro.

Riepilogo Contrari

TOTALE CONTRARI	n°	3.138.421 Azioni	0,5108% del capitale partecipante al voto
di cui			
In proprio	n°	0 Azioni	0,0000% del capitale partecipante al voto
Per delega e rappresentanza	n°	3.138.421 Azioni	0,5108% del capitale partecipante al voto

Mediobanca S.p.A.

Assemblea ordinaria e straordinaria

28 ottobre 2021

Esito della votazione sul punto 3.c

della parte ordinaria dell'ordine del giorno

Remunerazioni: politica in caso di cessazione dalla carica o risoluzione del rapporto di lavoro.

Elenco Astenuti

SCHEDA NOMINATIVO

	NUMERO DI AZIONI	
	TOTALE	CON DIRITTO DI VOTO
TREVISAN DARIO Rappresentante designato		
735 CAPSTONE VOLATILITY MASTER CAYMAN LIMITED INTL TRADING	734	734
1472 GRECO GIOVANNI	300	300
313 OHIO NATIONAL FUND, INC.- ON INTERNATIONAL EQUITY PORTFOLIO	178.956	178.956

Riepilogo Astenuti

TOTALE ASTENUTI	n°	179.990 Azioni	0,0293% del capitale partecipante al voto
di cui			
In proprio	n°	0 Azioni	0,0000% del capitale partecipante al voto
Per delega e rappresentanza	n°	179.990 Azioni	0,0293% del capitale partecipante al voto

Mediobanca S.p.A.

Assemblea ordinaria e straordinaria

28 ottobre 2021

Esito della votazione sul punto 3.c

della parte ordinaria dell'ordine del giorno

Remunerazioni: politica in caso di cessazione dalla carica o risoluzione del rapporto di lavoro.

Elenco Favorevoli

SCHEDA NOMINATIVO

	NUMERO DI AZIONI	
	TOTALE	CON DIRITTO DI VOTO
TREVISAN DARIO Rappresentante designato		
1543 1895 FONDS FGR	42.875	42.875
1542 1895 FONDS FGR	125.078	125.078
1544 1999 VOLUNTARY EMPLOYEES BENEFICIARY ASSOCIATION OF THE NO EES OF SOUTHERN CALII	1.631	1.631
1091 801 INVESTMENTS LLC	5.035	5.035
7 AB CAN INT VALUE EQUITY CAP-WEIGHTED, UNHEDGED FUND	46.020	46.020
8 AB COLLECTIVE INVESTMENT TRUST SERIES	44.650	44.650
9 AB COLLECTIVE INVESTMENT TRUST SERIES	149.990	149.990
10 AB INTERNATIONAL STRATEGIC EQUITIES HARVESTING SERIES	62.550	62.550
519 AB SICAV I - EUROPE (EX UK) EQ	3.295	3.295
520 AB SICAV I - EUROPEAN EQUITY P	1.136.709	1.136.709
521 AB SICAV I - EUROZONE EQUITY P	1.149.346	1.149.346
11 AB TRUST - AB INTERNATIONAL VALUE FUND	172.790	172.790
12 AB VARIABLE PRODUCTS SERIES FUND INC. - AB DYNAMIC ASSET AL LOCATION PORTFOLIO	3.435	3.435
13 AB VPSF AB GLOBAL RISK ALLOCATIONMODERATE PORTFOLIO	6.057	6.057
1629 ABB PENSION FUND	2.917	2.917
1092 ABERDEEN INVESTMENT FUNDS UK ICVC II - ABERDEEN EUROPEAN EQUITY TRACKER FUND	32.539	32.539
1093 ABERDEEN INVESTMENT FUNDS UK ICVC II - ABERDEEN WORLD EQUITY ENHANCED INDEX FUN	20.052	20.052
1094 ABERDEEN INVESTMENT FUNDS UK ICVC II-ABERDEEN EUROPEAN EQUITY ENHANCED INDEX FL	159.150	159.150
630 ABU DHABI PENSION FUND	33.788	33.788
631 ABU DHABI PENSION FUND	83.324	83.324
632 ACADIAN INTERNATIONAL EQUITY MANAGED VOLATILITY CIT FUND	3.797	3.797
633 ACCIDENT COMPENSATION CORPORATION	358.788	358.788
1095 ACORN 1998 TRUST.	510	510
634 ACTIAM BF SRIFEE	46.480	46.480
635 ACTIAM SUSTAINABLE INDEX FUND EQUITY EUROPE	10.879	10.879
1630 ADVANCED SERIES TRUST AST ADVANCED STRATEGIES PORTFOLIO	240.200	240.200
1631 ADVANCED SERIES TRUST AST BLACKROCK GLOBAL STRATEGIES POR	24.919	24.919
1545 ADVANCED SERIES TRUST AST CAPITAL GROWTH ASSET ALLOCATION PORTFOLIO	52.542	52.542
1632 ADVANCED SERIES TRUST AST INTERNATIONAL VALUE PORTFOLIO	88.584	88.584
1633 ADVANCED SERIES TRUST AST T ROWE PRICE ASSET ALLOCATION	548.675	548.675
636 ADVISER MANAGED TRUST - TACTICAL OFFENSIVE EQUITY FUND	11.301	11.301
1097 AEGON CUSTODY B.V	42.799	42.799
1096 AEGON CUSTODY B.V	80.559	80.559
1840 AF DYNAMIC MULTI FACTO GLOBAL EQ-EUROPE	2.210	2.210
523 AFS-GLOBAL MULTI ASSET GR	3.380	3.380
14 AGFIQ ENHANCED CORE INTERNATIONAL EQUITY ETF	45.221	45.221
15 AGIALLIANZ VERMOEGENSBILDUNG EUROPA	1.197.334	1.197.334
1098 AHL ALPHA CORE MASTER LIMITED C/O MAPLES CORPORATE SERVICES LIMITED	367	367
637 AIA GLOBAL MULTI-FACTOR EQUITY FUND	5.423	5.423
1634 AIB GROUP IRISH PENSION SCHEME	1	1
16 AII ALLIANZ BEST STYLES GLOBAL AC EQUITY FUND	4.460	4.460
1546 ALAMOSIA LLC	8.989	8.989
17 ALASKA COMMON TRUST FUND	24.107	24.107
1637 ALASKA PERMANENT FUND CORPORATION	16	16
1638 ALASKA PERMANENT FUND CORPORATION	57	57
1635 ALASKA PERMANENT FUND CORPORATION	278	278

Mediobanca S.p.A.

Assemblea ordinaria e straordinaria

28 ottobre 2021

Esito della votazione sul punto 3.c
dell'ordine del giorno

SCHEDA NOMINATIVO

	NUMERO DI AZIONI	
	TOTALE	CON DIRITTO DI VOTO
1639 ALASKA PERMANENT FUND CORPORATION	286	286
1640 ALASKA PERMANENT FUND CORPORATION	1.089	1.089
1641 ALASKA PERMANENT FUND CORPORATION	3.017	3.017
1636 ALASKA PERMANENT FUND CORPORATION	6.886	6.886
1099 ALFRED I DUPONT CHARITABLE TRUST	5.252	5.252
638 ALGEBRIS UCITS FUNDS PLC ALGEBRIS CORE ITALY FUND	330.000	330.000
1100 ALICE A PROIETTI FAMILY TRUST UAD 09/27/13	2.496	2.496
1473 ALLEANZA ASSICURAZIONI S.P.A.	363.720	363.720
18 ALLIANCEBERNSTEIN DELAWARE BUSINESS TRUST - AB INTERNATIONAL STRATEGIC EQUITIES	92.510	92.510
19 ALLIANCEBERNSTEIN VARIABLE PRODUCTS SERIES, INC. INTERNATIONAL VALUE PORTFO	449.750	449.750
20 ALLIANZ AZIONI EUROPA	338.087	338.087
21 ALLIANZ AZIONI ITALIA ALL STARS LL STARS	1.030.000	1.030.000
23 ALLIANZ GLOBAL INVESTORS FUND	7.470	7.470
22 ALLIANZ GLOBAL INVESTORS FUND	19.730	19.730
26 ALLIANZ GLOBAL INVESTORS FUND	158.373	158.373
25 ALLIANZ GLOBAL INVESTORS FUND	175.000	175.000
24 ALLIANZ GLOBAL INVESTORS FUND	1.014.380	1.014.380
640 ALLIANZ GLOBAL INVESTORS GMBH	25.000	25.000
639 ALLIANZ GLOBAL INVESTORS GMBH	29.348	29.348
641 ALLIANZ GLOBAL INVESTORS GMBH	102.776	102.776
642 ALLIANZ GLOBAL INVESTORS GMBH	753.700	753.700
27 ALLIANZ GLOBAL INVESTORS GMBH FOR ALLIANZGIFONDS HPT	92.604	92.604
28 ALLIANZ ITALIA 50 SPECIAL	53.300	53.300
643 ALLIANZ PV-WS RCM SYSPRO VALUE EUROPE	74.130	74.130
644 ALLIANZGI-FONDS DSPT	2.604	2.604
645 ALLIANZGI-FONDS PTV2 SEGMENT PTV2-GM1-G_MA	37.586	37.586
646 ALLIANZGI-H SEGMENT EFK	115.000	115.000
647 ALLIANZGI-SUBFONDS TOB -NEU-	4.280	4.280
1642 ALTE LEIPZIGER TRUST INVESTMENT GESELLSCHAFT MBH AL TRUST AKTIEN	3.737	3.737
1101 ALW 2010 FAMILY TRUST ALICE WALTONC/O WALTON ENTERPRISES LLC	32.633	32.633
29 AMCETF QUALITY DIVERSIFIED INTERNATIONAL ETF	14.615	14.615
30 AMCWMNT INTERNATIONAL VALUE FUND	507.877	507.877
31 AMERICAN CENTURY ETF TRUST-AVANTIS INTERNATIONAL EQUITY ETF	15.614	15.614
32 AMERICAN CENTURY ETF TRUST-AVANTIS INTERNATIONAL EQUITY FUND	1.880	1.880
33 AMERICAN CENTURY WORLD MUTUAL FUNDS INC INTERNATIONAL VALUE FUND	27.207	27.207
648 AMERICAN HEART ASSOCIATION, INC.	540	540
649 AMP INTERNATIONAL EQUITY INDEX FUND	59.666	59.666
650 AMP INTERNATIONAL EQUITY INDEX FUND HEDGED	3.063	3.063
651 AMP WHOLESALE GLOBAL EQUITIES FUND	14.483	14.483
1824 AMUNDI ACCUMULAZIONE ITALIA PIR 2023	126.000	126.000
1882 AMUNDI ACTIONS EURO ISR	351.284	351.284
1883 AMUNDI ACTIONS EUROPE ISR	101.965	101.965
1825 AMUNDI BEST SELECTION CLASSIC	24.315	24.315
1826 AMUNDI BEST SELECTION PLUS	30.205	30.205
1827 AMUNDI BEST SELECTION TOP	15.508	15.508
1828 AMUNDI DIVIDENDO ITALIA	700.000	700.000
1884 AMUNDI EQUILIBRE GLOBAL SOLIDAIRE	8.298	8.298
1885 AMUNDI ESG GLOBAL LOW CARBON FUND	9.235	9.235
1841 AMUNDI EURO ISTOXX CLIMATE PARIS ALIGNED PAB	1.751	1.751
1886 AMUNDI EUROPE MONDE	110.085	110.085
1842 AMUNDI FDS GLOB MULTI-ASSET CONSERVATIVE	268.503	268.503

Mediobanca S.p.A.

Assemblea ordinaria e straordinaria

28 ottobre 2021

Esito della votazione sul punto 3.c
dell'ordine del giorno

SCHEDA NOMINATIVO

	NUMERO DI AZIONI	
	TOTALE	CON DIRITTO DI VOTO
1843 AMUNDI FDS GLOBAL MULTI-ASSET TARGET INC	46.743	46.743
1844 AMUNDI FUNDS DYNAMIC MULTI FACT EUROPE EQU	67	67
1845 AMUNDI FUNDS DYNAMIC MULTI FACTORS EURO	4.121	4.121
1846 AMUNDI FUNDS EQUITY EURO RISK PARITY	949	949
1847 AMUNDI FUNDS EQUITY EUROLAND SMALL CAP	12.465	12.465
1848 AMUNDI FUNDS EQUITY EUROPE RISK PARITY	10	10
1849 AMUNDI FUNDS EURO MULTI-ASSET TARGET INC	106.925	106.925
1850 AMUNDI FUNDS EUROLAND EQUITY	2.195.970	2.195.970
1851 AMUNDI FUNDS EUROPEAN EQUITY SMALL CAP	941.217	941.217
1852 AMUNDI FUNDS GLOBAL MULTI-ASSET	64.814	64.814
1853 AMUNDI FUNDS MULTI ASSET CONSERVATIVE	472	472
652 AMUNDI HK - GREEN PLANET FUND	35.426	35.426
1887 AMUNDI HORIZON	4.349	4.349
1854 AMUNDI INDEX EQUITY GLOBAL MULTI SMART ALLOCATION SCIENTIFIC BETA	390	390
1855 AMUNDI INDEX MSCI EUROPE	543	543
1856 AMUNDI INDEX MSCI WORLD	100	100
1888 AMUNDI LABEL DYNAMIQUE ESR	21.332	21.332
1889 AMUNDI LABEL EQUILIBRE ESR	26.249	26.249
1890 AMUNDI LABEL PRUDENCE ESR	13.898	13.898
1857 AMUNDI MSCI EMU ESG UNIVERSAL SELECT	600	600
1858 AMUNDI MSCI EUROPE CLIMATE PARIS ALIGNED PAB	647	647
1859 AMUNDI MSCI EUROPE CLIMATE TRANSIT CTB	4.507	4.507
1860 AMUNDI MSCI EUROPE ESG UNIVERSAL SELECT	127	127
1861 AMUNDI MSCI EUROPE EX UK	16	16
1891 AMUNDI MSCI WORLD CLIMATE PARI	965	965
1862 AMUNDI MSCI WORLD CLIMATE PARIS ALIG PAB	3.095	3.095
1863 AMUNDI MSCI WORLD CLIMATE TRANSITION CTB	22.947	22.947
1829 AMUNDI OBIETTIVO CRESCITA 2022	4.106	4.106
1830 AMUNDI OBIETTIVO CRESCITA 2022 DUE	4.456	4.456
1831 AMUNDI OBIETTIVO RISPARMIO 2022	1.058	1.058
1832 AMUNDI OBIETTIVO RISPARMIO 2022 DUE	1.115	1.115
1833 AMUNDI OBIETTIVO RISPARMIO 2022 QUATTRO	987	987
1834 AMUNDI OBIETTIVO RISPARMIO 2022 TRE	934	934
1892 AMUNDI PATRIMOINE	44.925	44.925
1893 AMUNDI PATRIMOINE PEA	244.676	244.676
1864 AMUNDI PRIME EUROPE - UCITS ETF DR	207	207
1865 AMUNDI PRIME EUROZONE	1.434	1.434
1866 AMUNDI PRIME GLOBAL - UCITS ETF DR	66	66
1835 AMUNDI PROGETTO INCOME 2025	12.687	12.687
1836 AMUNDI PROGETTO INCOME 2026	6.964	6.964
1837 AMUNDI PROGETTO INCOME 2026 DUE	11.181	11.181
1838 AMUNDI PROGETTO INCOME AGOSTO 2026	8.628	8.628
1894 AMUNDI RENDEMENT PLUS	106	106
526 AMUNDI SGR SPA	1.676	1.676
524 AMUNDI SGR SPA	4.395	4.395
533 AMUNDI SGR SPA	9.345	9.345
527 AMUNDI SGR SPA	26.845	26.845
528 AMUNDI SGR SPA	28.009	28.009
529 AMUNDI SGR SPA	32.903	32.903
525 AMUNDI SGR SPA	47.382	47.382
530 AMUNDI SGR SPA	56.600	56.600

Mediobanca S.p.A.

Assemblea ordinaria e straordinaria

28 ottobre 2021

Esito della votazione sul punto 3.c
dell'ordine del giorno

SCHEDA NOMINATIVO

	NUMERO DI AZIONI	
	TOTALE	CON DIRITTO DI VOTO
531 AMUNDI SGR SPA	103.976	103.976
532 AMUNDI SGR SPA	263.948	263.948
534 AMUNDI SGR SPA / AMUNDI RISPARMIO ITALIA	1.279.692	1.279.692
535 AMUNDI SGR SPA / AMUNDI SVILUPPO ITALIA	2.177.000	2.177.000
536 AMUNDI SGR SPA / OBBLIGAZIONARIO PIU' A DIS TRIBUZIONE	170.925	170.925
537 AMUNDI SGR SPA/AMUNDI ELITE MULTI ASSET FLEXIBLE	101.686	101.686
1895 AMUNDI STRATEGIES ACT EURP RISK PARITY	1.060	1.060
1839 AMUNDI VALORE ITALIA PIR	344.000	344.000
1881 AMUNDI WELTPORTFOLIO	8.843	8.843
1475 ANGELINI PARTECIPAZIONI FINANZIARI SRL	4.000.000	4.000.000
1474 ANGELINI PARTECIPAZIONI FINANZIARIE SRL	4.000.000	4.000.000
653 ANIMA AZIONARIO PAESI SVILUPPATI LTE	1.463	1.463
654 ANIMA CRESCITA ITALIA	3.033.515	3.033.515
655 ANIMA CRESCITA ITALIA NEW	165.384	165.384
34 ANIMA FUNDS PUBLIC LIMITED COMPANY	194.696	194.696
656 ANIMA INIZIATIVA ITALIA	4.518.992	4.518.992
657 ANIMA ITALIA	2.859.447	2.859.447
658 AON MASTER TRUST	44.427	44.427
1896 AP ACTIONS 1 EURO	25.374	25.374
659 AQUARIUS INTERNATIONAL FUND	3.974	3.974
660 ARAMCO US RETIREMENT INCOME PLAN TRUST	12.200	12.200
1823 ARBEJDSMARKEDETS TILLAEGSPENSION	3.181.719	3.181.719
1476 ARCA S.P.A.	652.500	652.500
661 ARGENTA DP	205.400	205.400
662 ARGENTA DP	649.950	649.950
1643 ARIZONA PSPRS TRUST	73.348	73.348
1551 ARIZONA STATE RETIREMENT SYSTEM	1	1
1550 ARIZONA STATE RETIREMENT SYSTEM	4.377	4.377
1512 ARK LIFE ASSURANCE COMPANY DESIGNATED ACTIVITY COMPANY	1.766	1.766
1510 ARK LIFE ASSURANCE COMPANY DESIGNATED ACTIVITY COMPANY	3.366	3.366
1513 ARK LIFE ASSURANCE COMPANY DESIGNATED ACTIVITY COMPANY	5.631	5.631
1511 ARK LIFE ASSURANCE COMPANY DESIGNATED ACTIVITY COMPANY	15.081	15.081
35 ARKWRIGHT, LLC	4.719	4.719
36 ARKWRIGHT, LLC	8.391	8.391
663 ARRCO QUANT 1	46.213	46.213
1897 ARRCO QUANT 2	189.125	189.125
37 ARROWSTREET ACWI ALPHA EXTENSION FUND III (CAYMAN) LIMITED	95.603	95.603
1552 ARROWSTREET GLOBAL EQUITY ACWI CIT A SUB FUND OF ARROWSTREET COLLECTIVE INVESTI	106.004	106.004
664 ARROWSTREET GLOBAL EQUITY FUND	741.274	741.274
1102 ARUSHA BOURKE SEPARATE PROPERTY TRUST UAD 11/16/09	232	232
1103 ARVEST FOUNDATION	400	400
665 ARVESTAR ASSET MANAGEMENT SA REPRESENTING ARGENTA PENSIOENSPAARFONDS	2.155.000	2.155.000
666 ARVESTAR ASSET MANAGEMENT SA REPRESENTING ARGENTA PENSIOENSPAARFONDS DE	113.150	113.150
1104 ASCENSION ALPHA FUND LLC.	6.029	6.029
1105 ASSET MANAGEMENT EXCHANGE UCITS CCF	4.883	4.883
1898 ASSURDIX	22.530	22.530
667 ATCP-UI-FONDS	6.059	6.059
1899 ATOUT EUROLAND CORE +	119.525	119.525
1900 ATOUT EUROLAND HAUT RENDEMENT	7.840	7.840
1901 ATOUT EUROPE CORE +	62.027	62.027
1902 ATOUT FRANCE CORE +	15.180	15.180

Mediobanca S.p.A.

Assemblea ordinaria e straordinaria

28 ottobre 2021

**Esito della votazione sul punto 3.c
dell'ordine del giorno**

SCHEDA NOMINATIVO

	NUMERO DI AZIONI	
	TOTALE	CON DIRITTO DI VOTO
1477 AURELIA S.R.L.	4.300.000	4.300.000
1644 AURION GLOBAL EQUITY FUND	2.103	2.103
1106 AUSTRALIAN CAPITAL TERRITORY	15.114	15.114
668 AUSTRALIANSUPER	35	35
1107 AVALON PORTFOLIO II LLC	4.451	4.451
39 AWARE SUPER	176	176
38 AWARE SUPER	239	239
41 AWARE SUPER	1.382	1.382
40 AWARE SUPER	2.536	2.536
42 AWARE SUPER LEVEL 28	2.756	2.756
683 AXA AA DIVERSIFIE INDICIEL 1	39.597	39.597
1645 AXA MPS FINANCIAL DESIGNATED ACTIVITY CO	453.000	453.000
684 AXA VORSORGE FONDS II EQUITIES GLOBAL MARKETS PASSIVE CREDIT SUISSE FUNDS AG	39.424	39.424
43 AXA WORLD FUNDS	1.150.000	1.150.000
685 AZ FUND 1 AZ ALLOCATION PIR ITALIAN EXCELLENCE 30	16.000	16.000
686 AZ FUND 1 AZ ALLOCATION PIR ITALIAN EXCELLENCE 70	260.415	260.415
687 AZIMUT CAPITAL MANAGEMENT SGR S.P.A	115.000	115.000
1646 AZL DFA INTERNATIONAL CORE EQUITY FUND	11.475	11.475
1647 AZL INTERNATIONAL INDEX FUND	64.613	64.613
1648 AZL MSCI GLOBAL EQUITY INDEX FUND	5.740	5.740
1478 BANCA MEDIOLANUM S.P.A.	22.644.712	22.644.712
1553 BANCO BILBAO VIZCAYA MADRID	60.158	60.158
690 BANCO CENTRAL DE TIMOR-LESTE (BCTL)	4.041	4.041
688 BANCO CENTRAL DE TIMOR-LESTE (BCTL)	23.291	23.291
689 BANCO CENTRAL DE TIMOR-LESTE (BCTL)	26.233	26.233
1108 BANCO NACIONAL DE PANAMA ACTING AS TRUSTEE OF THE FIDEICOMISO DE FOND O DE AHORI	5.010	5.010
1651 BANK OF KOREA	1	1
1649 BANK OF KOREA	2.209	2.209
1654 BANK OF KOREA	2.350	2.350
1650 BANK OF KOREA	25.506	25.506
1652 BANK OF KOREA	132.901	132.901
1653 BANK OF KOREA	153.462	153.462
1554 BCT POOLED INVESTMENT FUND SERIES SMART EUROPEAN EQUITY FUND	7.438	7.438
44 BEAR CREEK INC	6.029	6.029
45 BEAR CREEK INC	13.251	13.251
1110 BEAT DRUGS FUND ASSOCIATION	789	789
1111 BECTON DICKINSON AND COMPANY MASTER RETIREMENT TRUST	16.855	16.855
1903 BEL EQUITY EUROPE ESG	52.686	52.686
1655 BELL ATLANTIC MASTER TRUST	2.499	2.499
1112 BELLEVUE FUNDS (LUX) - BB ENTREPRENEUR EUROPE SMALL	146.845	146.845
1656 BELLSOUTH CORP RFA VEBA TRUST	8.047	8.047
1113 BELLSOUTH CORPORATE TRUST UNDER EXECUTIVE BENEFIT PLAN(S) FO.	4.100	4.100
1114 BELLSOUTH CORPORATE TRUST UNDER EXECUTIVE BENEFIT PLAN(S).	20.600	20.600
1115 BELLSOUTH CORPORATION TRUST UNDER EXECUTIVE BENEFIT PLAN(S)	3.600	3.600
1116 BELLSOUTH ENTERPRISES INC. TRUST UNDER EXECUTIVE BENEFIT PLA.	5.700	5.700
46 BERNSTEIN FUND INC INTERNATIONAL STRATEGIC EQUITIES PORTFOLIO	6.502.400	6.502.400
691 BEST INVESTMENT CORPORATION	2.038	2.038
692 BEST INVESTMENT CORPORATION	7.238	7.238
693 BESTSELECT - AB EUROPEAN EQUITY	361.512	361.512
1117 BETTER BE GOOD LLC	411	411
1904 BFT EURO FUTUR ESG	58.000	58.000

Mediobanca S.p.A.

Assemblea ordinaria e straordinaria

28 ottobre 2021

**Esito della votazione sul punto 3.c
dell'ordine del giorno**

SCHEDA NOMINATIVO

	NUMERO DI AZIONI	
	TOTALE	CON DIRITTO DI VOTO
1905 BFT PARTNERS - VIA EQUITY EURO	75.092	75.092
47 BLACKROCK - IG INTERNATIONALEQUITY POOL	34.007	34.007
694 BLACKROCK ADVANTAGE ESG INTERNATIONAL EQUITY FUND OF BLACKROCK FUNDS	897	897
546 BLACKROCK ADVANTAGE GLOBAL FUN	5.423	5.423
1657 BLACKROCK ADVANTAGE INTERNATIONAL FUND	325.912	325.912
1124 BLACKROCK AUTHORISED CONTRACTUAL SCHEME I	309	309
1119 BLACKROCK AUTHORISED CONTRACTUAL SCHEME I	1.095	1.095
1123 BLACKROCK AUTHORISED CONTRACTUAL SCHEME I	1.231	1.231
1120 BLACKROCK AUTHORISED CONTRACTUAL SCHEME I	2.284	2.284
1118 BLACKROCK AUTHORISED CONTRACTUAL SCHEME I	6.554	6.554
1121 BLACKROCK AUTHORISED CONTRACTUAL SCHEME I	7.182	7.182
1122 BLACKROCK AUTHORISED CONTRACTUAL SCHEME I	10.375	10.375
695 BLACKROCK CDN MSCI ACWI EX-CANADA INDEX FUND	15.920	15.920
696 BLACKROCK CDN MSCI EAFE EQUITY INDEX FUND	18.261	18.261
697 BLACKROCK FISSION INDEXED INTERNATIONAL EQUITY FUND	3.184	3.184
1658 BLACKROCK FUND MANAGERS LTD	25.763	25.763
1515 BLACKROCK FUNDS I ICAV	588	588
1514 BLACKROCK FUNDS I ICAV	14.335	14.335
1660 BLACKROCK GLOBAL FUNDS	91.906	91.906
1659 BLACKROCK GLOBAL FUNDS	141.941	141.941
48 BLACKROCK GLOBAL INDEX FUNDS	1.410	1.410
49 BLACKROCK GLOBAL INDEX FUNDS	15.239	15.239
1517 BLACKROCK INDEX SELECTION FUND	346	346
1518 BLACKROCK INDEX SELECTION FUND	699	699
1519 BLACKROCK INDEX SELECTION FUND	1.160	1.160
1516 BLACKROCK INDEX SELECTION FUND	9.353	9.353
1520 BLACKROCK INDEX SELECTION FUND	11.055	11.055
698 BLACKROCK INSTITUTIONAL POOLED FUNDS PLC	122	122
699 BLACKROCK INSTITUTIONAL POOLED FUNDS PLC	5.398	5.398
709 BLACKROCK INSTITUTIONAL TRUST COMPANY, N.A. INVESTMENT FUNDS FOR EMPLOYEE BE	2.392	2.392
707 BLACKROCK INSTITUTIONAL TRUST COMPANY, N.A. INVESTMENT FUNDS FOR EMPLOYEE BE	8.620	8.620
713 BLACKROCK INSTITUTIONAL TRUST COMPANY, N.A. INVESTMENT FUNDS FOR EMPLOYEE BE	18.247	18.247
702 BLACKROCK INSTITUTIONAL TRUST COMPANY, N.A. INVESTMENT FUNDS FOR EMPLOYEE BE	32.263	32.263
710 BLACKROCK INSTITUTIONAL TRUST COMPANY, N.A. INVESTMENT FUNDS FOR EMPLOYEE BE	51.612	51.612
706 BLACKROCK INSTITUTIONAL TRUST COMPANY, N.A. INVESTMENT FUNDS FOR EMPLOYEE BE	65.630	65.630
704 BLACKROCK INSTITUTIONAL TRUST COMPANY, N.A. INVESTMENT FUNDS FOR EMPLOYEE BE	93.617	93.617
700 BLACKROCK INSTITUTIONAL TRUST COMPANY, N.A. INVESTMENT FUNDS FOR EMPLOYEE BE	121.813	121.813
708 BLACKROCK INSTITUTIONAL TRUST COMPANY, N.A. INVESTMENT FUNDS FOR EMPLOYEE BE	324.706	324.706
712 BLACKROCK INSTITUTIONAL TRUST COMPANY, N.A. INVESTMENT FUNDS FOR EMPLOYEE BE	343.597	343.597
701 BLACKROCK INSTITUTIONAL TRUST COMPANY, N.A. INVESTMENT FUNDS FOR EMPLOYEE BE	498.247	498.247
705 BLACKROCK INSTITUTIONAL TRUST COMPANY, N.A. INVESTMENT FUNDS FOR EMPLOYEE BE	994.712	994.712
714 BLACKROCK INSTITUTIONAL TRUST COMPANY, N.A. INVESTMENT FUNDS FOR EMPLOYEE BE	1.075.696	1.075.696
703 BLACKROCK INSTITUTIONAL TRUST COMPANY, N.A. INVESTMENT FUNDS FOR EMPLOYEE BE	1.147.880	1.147.880
711 BLACKROCK INSTITUTIONAL TRUST COMPANY, N.A. INVESTMENT FUNDS FOR EMPLOYEE BE	1.767.813	1.767.813
715 BLACKROCK INTERNATIONAL ALPHA TILTS FUND	6.086	6.086
716 BLACKROCK INTERNATIONAL INDEX V.I. FUND OF BLACKROCK VARIABLE SERIES FUNDS, INC	7.311	7.311
1661 BLACKROCK LIFE LIMITED	16.949	16.949
1663 BLACKROCK LIFE LTD	155	155
1662 BLACKROCK LIFE LTD	1.475	1.475
1664 BLACKROCK LIFE LTD	3.035	3.035
1665 BLACKROCK LIFE LTD	4.157	4.157

Mediobanca S.p.A.

Assemblea ordinaria e straordinaria

28 ottobre 2021

Esito della votazione sul punto 3.c
dell'ordine del giorno

SCHEDA NOMINATIVO

	NUMERO DI AZIONI	
	TOTALE	CON DIRITTO DI VOTO
1666 BLACKROCK LIFE LTD	15.765	15.765
1667 BLACKROCK LIFE LTD	94.972	94.972
717 BLACKROCK MSCI EAFE EQUITY INDEX NON-LENDABLE FUND B	122.315	122.315
718 BLACKROCK MSCI EMU IMI INDEX FUND B (EMUIMIB)	457	457
719 BLACKROCK MULTI-ASSET INCOME PORTFOLIO OF BLACKROCK FUNDS II	290.330	290.330
1668 BLACKROCK SOLUTIONS FUNDS ICAV	73.908	73.908
50 BLACKROCK STRATEGIC FUNDS	135	135
1125 BLACKROCK UCITS CCF. BLACKROCK ASSET MANAGEMENT IRELAND LIMITED	29.968	29.968
51 BMO MSCI EAFE INDEX ETF	143.252	143.252
1555 BNY MELLON DT NSL INTERNATIONAL STOCK INDEX FUND	28.379	28.379
1669 BNY MELLON INTERNATIONAL STOCK INDEX FUND	18.619	18.619
1556 BNYM MELLON CF SL INTERNATIONAL STOCK INDEX FUND	33.269	33.269
1557 BNYM MELLON DB SL INTERNATIONAL STOCK INDEX FUND	308.072	308.072
1558 BNYM MELLON NSL INTERNATIONAL STOCK INDEX FUND	57.100	57.100
720 BNZ WHOLESALE INTERNATIONAL EQUITIES (INDEX) FUND	11.626	11.626
1671 BOARD OF PENSIONS OF THE EVANGELICAL LUTHERAN CHURCH IN AMERICA	2.801	2.801
1670 BOARD OF PENSIONS OF THE EVANGELICAL LUTHERAN CHURCH IN AMERICA	7.684	7.684
721 BOILERMAKERS NATIONAL ANNUITY TRUST	45.281	45.281
52 BP PENSION FUND	9.127	9.127
722 BPI GIF	49.000	49.000
1559 BRANDYTRUST GLOBAL PARTNERS LP	14.549	14.549
550 BRIDGE BUILDER INTERNATIONAL E	26.741	26.741
54 BRIGHTHOUSE FUNDS TRUST II METLIFE MSCI EAFE INDEX PORTFOLIO	44.816	44.816
1127 BRITISH COLUMBIA INVESTMENT MANAGEMENT CORPORATION.	761	761
1126 BRITISH COLUMBIA INVESTMENT MANAGEMENT CORPORATION.	963	963
723 BRUNEI SHELL RETIREMENT BENEFIT FUND	1.272	1.272
1560 BRUNSWICK UNIT 1 QUALIFIED NUCLEAR DECOMMISSIONING FUND	4.977	4.977
1561 BRUNSWICK UNIT 2 QUALIFIED NUCLEAR DECOMMISSIONING FUND	5.094	5.094
724 BT INTERNATIONAL SHARES INDEX FUND	39.176	39.176
725 BT WHOLESALE MULTI-MANAGER INTERNATIONAL SHARE FUND	13.778	13.778
726 BUMA-UNIVERSAL-FONDS I	6.536	6.536
727 BUREAU OF LABOR FUNDS - LABOR RETIREMENT FUND	1.798	1.798
730 BUREAU OF LABOR FUNDS-LABOR PENSION FUND	1.586	1.586
729 BUREAU OF LABOR FUNDS-LABOR PENSION FUND	2.742	2.742
728 BUREAU OF LABOR FUNDS-LABOR PENSION FUND	3.856	3.856
732 BUREAU OF LABOR FUNDS-LABOR PENSION FUND	5.140	5.140
731 BUREAU OF LABOR FUNDS-LABOR PENSION FUND	9.820	9.820
55 CAISSE DE DEPOT ET PLACEMENT DUQUEBEC	4.543	4.543
733 CAISSE DES DEPOTS ET CONSIGNATIONS	218.946	218.946
734 CALCIUM QUANT	34.724	34.724
59 CALIFORNIA PUBLIC EMPLOYEES RETIREMENT SYSTEM	3.978	3.978
58 CALIFORNIA PUBLIC EMPLOYEES RETIREMENT SYSTEM	5.055	5.055
57 CALIFORNIA PUBLIC EMPLOYEES RETIREMENT SYSTEM	718.940	718.940
56 CALIFORNIA PUBLIC EMPLOYEES RETIREMENT SYSTEM	1.497.441	1.497.441
61 CALIFORNIA STATE TEACHERS' RETIREMENT SYSTEM	1.829	1.829
62 CALIFORNIA STATE TEACHERS' RETIREMENT SYSTEM	62.819	62.819
63 CALIFORNIA STATE TEACHERS' RETIREMENT SYSTEM	166.966	166.966
60 CALIFORNIA STATE TEACHERS' RETIREMENT SYSTEM	203.943	203.943
64 CALIFORNIA STATE TEACHERS' RETIREMENT SYSTEM	309.558	309.558
1534 CALT 2004 SRL	1.500.000	1.500.000
1129 CALVERT CLIFFS NUCLEAR POWER PLANT UNIT ONE QUALIFIED FUND	2.200	2.200

Mediobanca S.p.A.

Assemblea ordinaria e straordinaria

28 ottobre 2021

**Esito della votazione sul punto 3.c
dell'ordine del giorno**

SCHEDA NOMINATIVO

	NUMERO DI AZIONI	
	TOTALE	CON DIRITTO DI VOTO
1128 CALVERT CLIFFS NUCLEAR POWER PLANT UNIT ONE QUALIFIED FUND	2.900	2.900
65 CALVERT INTERNATIONAL RESPONSIBLE INDEX FUND	29.117	29.117
66 CALVERT VP EAFE INTERNATIONAL INDEX PORTFOLIO	4.446	4.446
67 CANADA PENSION PLAN INVESTMENT BOARD (CPPIB)	3.750.500	3.750.500
1535 CAPITOLIUM SRL	300.000	300.000
68 CARLETON UNIVERSITY RETIREMENT PLAN	52.850	52.850
1130 CARNELIAN INVESTMENT MANAGEMENT LLC	11.620	11.620
1562 CAROL SPEARS REV TRUST DTD 9 29 2006	4.000	4.000
69 CAYMAN ISLANDS CHAMBER OF COMMERCE PENSION FUND	3.666	3.666
1880 CB NL AIF CLIENTS ASSETS TAXABLE	16.570	16.570
1131 CBOSC-CBGS-WGSS07	12.141	12.141
736 CC AND L ALTERNATIVE GLOBAL EQUITY FUND	315	315
1563 CDW 73 IRR PARA GL	351	351
1876 CENTRAL BANK OF IRELAND	1.051	1.051
1564 CENTRAL PENSION FUND OF THE INTERNATIONAL UNION OF OPERATING EMPLOYERS	14.168	14.168
1565 CENTRAL PENSION FUND OF THE INTERNATIONAL UNION OF OPERATING ENGINEERS AND PART	118.209	118.209
70 CENTRAL PROVIDENT FUND BOARD	1.396	1.396
1132 CFSIL ATF CMLA INTERNATIONAL SHARE FUND	8.069	8.069
1133 CHALLENGE FUNDS - CHALLENGE EUROPEAN EQUITY FUND	18.098	18.098
737 CHINA LIFE INSURANCE (GROUP) COMPANY	1.597	1.597
71 CHRISTIAN SUPER	1.787	1.787
1134 CHRISTOPHER J MILLERCHIP	519	519
72 CIBC EUROPEAN INDEX FUND	3.780	3.780
73 CIBC INTERNATIONAL INDEX FUND	33.893	33.893
74 CIBC POOLED INTERNATIONAL EQUITY INDEX FUND	3.132	3.132
1135 CINDY SPRINGS LLC	49.952	49.952
1137 CITIBANK INTERNATIONAL PLC AS TRUSTEE CITIBANK INT.PL	131.561	131.561
1136 CITIBANK INTERNATIONAL PLC AS TRUSTEE CITIBANK INT.PL	2.005.574	2.005.574
1138 CITITRUST LIMITED AS TRUSTEE OF BLACKROCK PREMIER FUNDS-BLACKROCK WORLD EQUITY	3.625	3.625
1566 CITW FUND LP	582	582
1139 CITY OF FRESNO RETIREMENT SYSTEMS	169.764	169.764
1141 CITY OF LOS ANGELES FIRE AND POLICE PENSION PLAN	39.795	39.795
1140 CITY OF LOS ANGELES FIRE AND POLICE PENSION PLAN	81.351	81.351
1672 CITY OF MEMPHIS RETIREMENT SYSTEM	31.453	31.453
75 CITY OF NEW YORK GROUP TRUST	45.724	45.724
77 CITY OF NEW YORK GROUP TRUST	56.386	56.386
76 CITY OF NEW YORK GROUP TRUST	60.764	60.764
738 CITY OF PHILADELPHIA PUBLIC EMPLOYEES RETIREMENT SYSTEM	36.505	36.505
1142 CITY OF TALLAHASSEE	81.710	81.710
78 CITY UNIVERSITY OF NEW YORK	531	531
739 CIVIL SERVICE EMPLOYEES PENSION FUND	10.515	10.515
1143 CLEARWATER INTERNATIONAL FUND	14.266	14.266
1867 CLEOME INDEX EMU EQUITIES	4.228	4.228
1868 CLEOME INDEX EUROPE EQUITIES	8.118	8.118
740 CM-AM SMALL & MIDCAP EURO	344.000	344.000
742 CM-CIC SICAV	14.000	14.000
741 CM-CIC SICAV	200.000	200.000
1144 CMLA INDEXED GLOBAL SHARE FUND	3.389	3.389
79 COLLEGE RETIREMENT EQUITIES FUND	1.174.572	1.174.572
81 COLONIAL FIRST STATE INVESTMENTFUND 3	27.772	27.772
1145 COLONIAL FIRST STATE INVESTMENTS LIMITED...	10.775	10.775

Mediobanca S.p.A.

Assemblea ordinaria e straordinaria

28 ottobre 2021

**Esito della votazione sul punto 3.c
dell'ordine del giorno**

SCHEDA NOMINATIVO

	NUMERO DI AZIONI	
	TOTALE	CON DIRITTO DI VOTO
1147 COLONIAL FIRST STATE INVESTMENTS LIMITED...	39.648	39.648
1146 COLONIAL FIRST STATE INVESTMENTS LIMITED...	92.833	92.833
1148 COLONIAL FIRST STATE WHOLESALE INDEXED GLOBAL SHARE FUND	27.400	27.400
1149 COMBUSTION ENGINEERING 524(G) ASBESTOS PI TRUST	541	541
743 COMMINGLED PENSION TRUST FUND (EAFE EQUITY INDEX) OF JP MORGAN CHASE BANK, N.A.	316.965	316.965
1150 COMMONWEALTH GLOBAL SHARE FUND 17..	214.239	214.239
1673 COMMONWEALTH OF PA TREASURY	1.713	1.713
1674 COMMONWEALTH OF PENNSYLVANIA PUBLIC SCHOOL EMPLOYEES RETIR	69.569	69.569
1151 COMMONWEALTH SUPERANNUATION CORPORATION AS TRUSTEE	30.293	30.293
82 CONNECTICUT GENERAL LIFE INSURANCE COMPANY	1.304	1.304
745 CONNECTICUT GENERAL LIFE INSURANCE COMPANY	3.151	3.151
744 CONNECTICUT GENERAL LIFE INSURANCE COMPANY	8.139	8.139
746 CONSERVATION INTERNATIONAL FOUNDATION, INC.	441	441
1675 CONSERVATIVE BALANCED PORTFOLIO	1.342	1.342
1567 CONSOLIDATED EDISON RETIREMENT PLAN	33.608	33.608
747 CONVICTION PATRIMOINE	34.400	34.400
83 COUNSEL DEFENSIVE GLOBAL EQUITY	2.860	2.860
1676 COUNTY EMPLOYEES ANNUITY AND BENEFIT FUND OF COOK COUNTY	28.833	28.833
1906 CPR EUROLAND ESG	140.382	140.382
1907 CPR EUROLAND PREMIUM	46.472	46.472
1152 CREDIT SUISSE FUNDS AG	25.741	25.741
750 CREDIT SUISSE INDEX FUND (LUX)	7.212	7.212
749 CREDIT SUISSE INDEX FUND (LUX)	138.710	138.710
748 CREDIT SUISSE INDEX FUND (LUX)	153.097	153.097
751 CREDIT SUISSE LUX EUROZONE QUALITY GROWTH EQUITY FUND	283.974	283.974
1877 CRELAN INVEST BALANCED	34.598	34.598
1878 CRELAN INVEST CONSERVATIVE	4.397	4.397
1879 CRELAN INVEST DYNAMIC	15.287	15.287
1153 CROWN SIGMA UCITS PLC - LGT SUSTAINABLE EQUITY EUROPE SUB FU	314.600	314.600
1154 CROWN SIGMA UCITS PLC - LGT SUSTAINABLE EQUITY MARKET NEUTRA	101.500	101.500
752 CSIF 2 CREDIT SUISSE LUX COPERNICUS ITALY EQUITY FUND	101.625	101.625
753 CSIF CH EQUITY EMU CREDIT SUISSE FUNDS AG	61.407	61.407
754 CSIF CH EQUITY EUROPE EX CH BLUE CREDIT SUISSE FUNDS AG	15.781	15.781
755 CSIF CH III EQUITY WORLD EX CH VALUE WEIGHTED PENSION FUND CREDIT SUISSE FUNDS AG	5.437	5.437
1155 CSX CORP MASTER PENSION TRUST	27.077	27.077
756 CUSTODY BANK OF JAPAN, LTD. AS TRUSTEE FOR MIZUHO TRUST & BANKING CO., LTD. AS TRU	57.442	57.442
757 CUSTODY BANK OF JAPAN, LTD. AS TRUSTEE FOR MIZUHO TRUST & BANKING CO., LTD. AS TRU	3.246	3.246
559 CUSTODY BANK OF JAPAN, LTD. RE	17.305	17.305
758 CUSTODY BANK OF JAPAN, LTD. RE: MATB NISSAY / PANAGORA GLOBAL EQUITY PASSIVE FUND	1.735	1.735
759 CUSTODY BANK OF JAPAN, LTD. RE: RB TOKKIN 18420-7105	293.020	293.020
760 CUSTODY BANK OF JAPAN, LTD. RE: RB TOKKIN 18420-7106	293.171	293.171
761 CUSTODY BANK OF JAPAN, LTD. RE: STB FOREIGN STOCK INDEX MOTHER FUND(CURRENCY HEI	9.971	9.971
1156 CYSTIC FIBROSIS FOUNDATION	66.372	66.372
762 D. E. SHAW ALL COUNTRY - PM	1	1
763 DANSKE INVEST INDEX GLOBAL AC RESTRICTED - ACCUMULATING KL	24.162	24.162
1157 DANSKE INVEST SICAV - GLOBAL INDEX	22.822	22.822
1158 DANSKE INVEST SICAV - SRI GLOBAL	5.633	5.633
84 DEAM-FONDS CPT	2.409	2.409
764 DEGROOF PETERCAM ASSET MANAGEMENT REPRESENTING ERGO FUND	65.000	65.000
765 DEKA-MASTER HAEK I	26.194	26.194
766 DELFIN SARL.	8.640.586	8.640.586

Mediobanca S.p.A.

Assemblea ordinaria e straordinaria

28 ottobre 2021

Esito della votazione sul punto 3.c
dell'ordine del giorno

SCHEDA NOMINATIVO

	NUMERO DI AZIONI	
	TOTALE	CON DIRITTO DI VOTO
1949 DELFIN SARL.	31.000.000	31.000.000
563 DELFIN SARL.	34.317.870	34.317.870
85 DELFIN SARL.	40.861.458	40.861.458
562 DELFIN SARL.	52.841.625	52.841.625
1159 DELFINCO LP	19.798	19.798
86 DELTASHARES S+P INTERNATIONAL MANAGED RISK ETF	7.063	7.063
87 DESJARDINS RI DEVELOPED EXUSA EXCANADA LOW CO2 INDEX ETF	3.155	3.155
88 DESJARDINS RI DEVELOPED EXUSA EXCANADA MULTIFACTOR LOW CO2 ETF	16.320	16.320
89 DESJARDINS RI GLOBAL MULTIFACTOR FOSSIL FUEL RESERVES FREEETF	461	461
90 DETROIT EDISON QUALIFIED NUCLEAR DECOMMISSIONING TRUST	15.054	15.054
767 DEVELOPED EX-FOSSIL FUEL INDEX FUND B (FTDEVXFF)	4.437	4.437
768 DEVELOPED INTERNATIONAL EQUITY SELECT ETF	2.449	2.449
1160 DFI LP EQUITY (PASSIVE	451	451
1948 DIEGO DELLA VALLE & C. S.R.L.	4.401.000	4.401.000
1161 DILLON MARKETABLE SECURITIES COMMON TRUST FUND C/O KESWICK MANAGEMENT	1.918	1.918
1677 DIOCESE OF VENICE PENSION PLAN AND TRUST	666	666
1678 DIVERSIFIED INTERNATIONAL FUND	3.310.921	3.310.921
769 DNCA INVEST SOUTH EUROPE OPPORTUNITIES	156.287	156.287
770 DPAM CAPITAL B	39.331	39.331
771 DPAM DBI RDT	254.087	254.087
772 DPAM HORIZON	35.112	35.112
773 DPAM INVEST B	10.139.303	10.139.303
774 DPAM L	884.000	884.000
1679 DUKE ENERGY QUALIFIED NUCLEAR DECOMMISSIONING	36.145	36.145
91 DUKE ENERGY RETIREMENT SAVINGS PLAN	114.700	114.700
92 DUPONT PENSION TRUST	18.304	18.304
93 DWS GLOBAL INCOME BUILDER FUND	77.734	77.734
94 DWS GLOBAL INCOME BUILDER VIP	13.548	13.548
95 DWS INVESTMENT GMBH FOR DEAMFONDS GSK 1	6.284	6.284
96 DWS INVESTMENT GMBH FOR DEAMFONDS PG EQ	17.415	17.415
97 DWS INVESTMENT GMBH FOR DWS EUROPEAN OPPORTUNITIES	15.066	15.066
98 DWS INVESTMENT GMBH FOR MULTIINDEX EQUITY FUND	5.069	5.069
1681 DWS INVESTMENT GMBH ON BEHALF OF DEAM FONDS ZDV	678	678
1680 DWS INVESTMENT GMBH ON BEHALF OF DEAM FONDS ZDV	9.216	9.216
1569 DWS INVESTMENT GMBH ON BEHALF OF DEUTSCHE DCG EQ	4.197	4.197
99 DWS INVESTMENT SA FOR ARERO DER WELTFONDS	14.761	14.761
100 DWS MULTI ASSET PIR FUND	122.388	122.388
1162 DYNASTY INVEST LTD	1.116	1.116
1682 EASTSPRING INVESTMENTS	1.370	1.370
101 EATON VANCE EQUITY HARVEST FUNDLLC	6.972	6.972
775 EBK-AKTIE-UNIVERSAL-FONDS	40.430	40.430
1163 ECOLAB PENSION TRUST	20.235	20.235
1909 EGAMO ACTION EURO	1.400	1.400
1910 EGAMO ALLOCATION FLEXIBLE	17.659	17.659
776 EMBO-FONDS	17.164	17.164
102 EMERGENCY SERVICES SUPERANNUATION SCHEME	1.925	1.925
1164 EMERSON ELECTRIC CO. RETIREMENT MASTER TRUST	39.900	39.900
777 EMPLOYEES RETIREMENT SYSTEM OF GEORGIA	80.902	80.902
1683 EMPLOYEES RETIREMENT SYSTEM OF THE CITY OF BALTIMORE OF BALTIMORE	977	977
1684 EMPLOYEES RETIREMENT SYSTEM OF THE STATE OF HAWAII	1	1
1685 ENERGY INSURANCE MUTUAL LIMITED	6.680	6.680

Mediobanca S.p.A.

Assemblea ordinaria e straordinaria

28 ottobre 2021

**Esito della votazione sul punto 3.c
dell'ordine del giorno**

SCHEDA NOMINATIVO

	NUMERO DI AZIONI	
	TOTALE	CON DIRITTO DI VOTO
1165 ENERGY INVESTMENT FUND	5.046	5.046
778 ENHANCED INDEX INTERNATIONAL SHARE FUND	11.057	11.057
779 ENHANCED INDEX INTERNATIONAL SHARE FUND	26.249	26.249
1687 ENSIGN PEAK ADVISORS INC	1	1
1686 ENSIGN PEAK ADVISORS INC	60.162	60.162
1688 ENSIGN PEAK ADVISORS INC	63.270	63.270
103 EPSILON ASSOCIATI SGR - EPSILONGR DLONGRUN	269	269
104 EPSILON ASSOCIATI SGR - EPSILONGR QRETURN	14.757	14.757
105 EPSILON MULTIASET VALORE GLOBALE DICEMBRE 2021	5.037	5.037
106 EPSILON MULTIASET VALORE GLOBALE LUGLIO 2022	5.240	5.240
107 EPSILON MULTIASET VALORE GLOBALE MAGGIO 2022	6.636	6.636
108 EPSILON MULTIASET VALORE GLOBALE MARZO 2022	3.426	3.426
780 EQ ADVISORS TRUST - ATM INTERNATIONAL MANAGED VOLATILITY PORTFOLIO	15.653	15.653
781 EQ ADVISORS TRUST - ATM INTERNATIONAL MANAGED VOLATILITY PORTFOLIO	38.581	38.581
782 EQ ADVISORS TRUST - EQ/AB DYNAMIC GROWTH PORTFOLIO	5.748	5.748
783 EQ ADVISORS TRUST - EQ/AB DYNAMIC MODERATE GROWTH PORTFOLIO	26.125	26.125
784 EQ ADVISORS TRUST - EQ/GLOBAL EQUITY MANAGED VOLATILITY PORTFOLIO	19.331	19.331
785 EQ ADVISORS TRUST - EQ/INTERNATIONAL CORE MANAGED VOLATILITY PORTFOLIO	28.075	28.075
786 EQ ADVISORS TRUST - EQ/INTERNATIONAL MANAGED VOLATILITY PORTFOLIO	81.255	81.255
787 EQ OFFSHORE MULTIMANAGER FUNDS TRUST - EQ OFFSHORE AGGRESSIVE MULTIMANAGER FI	2.320	2.320
1166 EQUIPSUPER	9.240	9.240
788 EQUITABLE FINANCIAL LIFE INSURANCE COMPANY	5.844	5.844
109 ES ALLIANCE BERNSTEIN UK EQUITYFUND	334.486	334.486
564 ETOILE ACTIONS INTERNATIONALES	118.171	118.171
110 EURIZON AZIONI ITALIA	713.494	713.494
111 EURIZON PIR ITALIA AZIONI	40.415	40.415
112 EURIZON PROGETTO ITALIA 40	229.790	229.790
113 EURIZON PROGETTO ITALIA 70	266.688	266.688
114 EURIZON RENDITA	8.497	8.497
790 EUROBEN EQUITY GLOBAL	1.204	1.204
791 EUROPE EQUITY INDEX ESG SCREENED FUND B(EURXCWB)	40.927	40.927
792 EUROPE EX-UK ALPHA TILTS ESG SCREENED FUND B (EUTLTBTTL)	91.078	91.078
793 EUROPE RESTRICTED - ACCUMULATING KL	52.626	52.626
1690 EUROPEAN CENTRAL BANK	38.512	38.512
1691 EUROPEAN CENTRAL BANK	44.031	44.031
1167 EVA VALLEY MA1 LLC	8.853	8.853
1168 EXELON FITZPATRICK QUALIFIED FUND	3.014	3.014
115 FAMILY INVESTMENTS CHILD TRUST FUND	19.552	19.552
116 FAMILY INVESTMENTS GLOBAL ICVC FAMILY BALANCED INTERNATIONALFUND	12.188	12.188
1169 FCM INTERNATIONAL LLC	2.081	2.081
1911 FCP ARRCO LONG TERME D	457.039	457.039
1912 FCP CARP - INDO	195.052	195.052
794 FCP CNP ACTIONS EMU UBS	170.857	170.857
795 FCP FRANCE PLACEMENT EURO ESG	80.075	80.075
796 FCP FRANCE PLCT INTERNATIONAL ESG	173.077	173.077
797 FCP SODIUM I	48.343	48.343
1913 FCP VILLIERS ALLEGRO	179.806	179.806
1914 FCPE EVOLUTIS	157.836	157.836
1915 FDRN AMUNDI	66.566	66.566
1692 FEDERATED HERMES INTERNATIONAL SMALL MID COMPANY FUND	120.000	120.000
1479 FERRERO S.P.A.	2.861.250	2.861.250

Mediobanca S.p.A.

Assemblea ordinaria e straordinaria

28 ottobre 2021

**Esito della votazione sul punto 3.c
dell'ordine del giorno**

SCHEDA NOMINATIVO

	NUMERO DI AZIONI	
	TOTALE	CON DIRITTO DI VOTO
799 FIAM GROUP TRUST FOR EMPLOYEE BENEFIT PLANS	2.355.828	2.355.828
1170 FIDDLER PARTNERS LLC.	356	356
800 FIDELITY CONCORD STREET TRUST: FIDELITY SERIES INTERNATIONAL INDEX FUND	9.240	9.240
117 FIDELITY INV TRUST FIDELITY SERIES INT VALUE FUND	12.979.755	12.979.755
118 FIDELITY INV TRUST FIDELITY TOTAL INT EQUITY FUND	27.907	27.907
801 FIDELITY INVESTMENT FUNDS - FIDELITY INDEX EUROPE EX UK FUND	40.799	40.799
802 FIDELITY INVESTMENT FUNDS - FIDELITY INDEX WORLD FUND	43.705	43.705
119 FIDELITY INVESTMENT TRUST FIDELITY FLEX INTERNATIONAL FUND	37.348	37.348
1171 FIDELITY INVESTMENT TRUST: FIDELITY INTERNATIONAL VALUE FUND	343.525	343.525
120 FIDELITY RUTLAND SQUARE TRUST II STRATEGIC ADV FIDELITY INT FND	426.700	426.700
1570 FIDELITY SAI INTERNATIONAL INDEX FUND	223.353	223.353
803 FIDELITY SALEM STREET TRUST: FIDELITY GLOBAL EX U.S. INDEX FUND	200.456	200.456
804 FIDELITY SALEM STREET TRUST: FIDELITY TOTAL INTERNATIONAL INDEX FUND	161.934	161.934
805 FIDELITY SALEM STREET TRUST: FIDELITY ZERO INTERNATIONAL INDEX FUND	76.520	76.520
1172 FIDELITY SALEM STREET TRUST: FIDELITY FLEX INTERNATIONAL INDEX FUND	27.463	27.463
1173 FIDELITY SALEM STREET TRUST: FIDELITY SERIES GLOBAL EX U.S. INDEX FUND	673.658	673.658
806 FIDELITY UCITS II ICAV/FIDELITY MSCI EUROPE INDEX FUND	1.608	1.608
807 FIDELITY UCITS II ICAV/FIDELITY MSCI WORLD INDEX FUND	1.519	1.519
121 FIDEURAM COMPARTO PIANO AZIONI ITALIA	917.500	917.500
122 FIDEURAM COMPARTO PIANO BILANCIATO ITALIA 30	39.000	39.000
123 FIDEURAM COMPARTO PIANO BILANCIATO ITALIA 50	310.000	310.000
124 FIDEURAM ITALIA	51.640	51.640
1480 FIN PRIV SRL	14.340.218	14.340.218
808 FINANCIERE DU PERGUET	18.769.815	18.769.815
566 FINELDO S.R.L.	2.043.720	2.043.720
1481 FINPROG ITALIA S.P.A.	1.873.621	1.873.621
125 FINPROG ITALIA S.P.A.	2.563.846	2.563.846
809 FINREON WORLD EQUITY MULTI PREMIA CREDIT SUISSE FUNDS AG	518	518
1693 FIRE AND POLICE MEMBERS BENEFIT INVESTMENT FUND	6.907	6.907
1694 FIREFIGHTERS RETIREMENT SYSTEM	32.400	32.400
126 FIRST ASSET MORNINGSTAR INTERNATIONAL VALUE INDEX ETF	212.178	212.178
1695 FLEXIBLE MANAGED PORTFOLIO	1.785	1.785
810 FLEXSHARES MORNINGSTAR DEVELOPED MARKETS EX-US FACTOR TILT INDEX FUND	14.784	14.784
1696 FLORIDA BIRTH RELATED NEUROLOGICAL INJURY COMPENSATION ASSOCIATION	14.827	14.827
1697 FLORIDA GLOBAL EQUITY FUND LLC	3.995	3.995
1571 FLORIDA LLC	46.838	46.838
1699 FLORIDA RETIREMENT SYSTEM	199.401	199.401
1698 FLORIDA RETIREMENT SYSTEM	348.196	348.196
1702 FLORIDA RETIREMENT SYSTEM TRUST FUND	15.737	15.737
1700 FLORIDA RETIREMENT SYSTEM TRUST FUND	36.644	36.644
1701 FLORIDA RETIREMENT SYSTEM TRUST FUND	68.031	68.031
1703 FLORIDA RETIREMENT SYSTEM TRUST FUND	1.268.955	1.268.955
811 FLORNOY FUND	511.405	511.405
127 FLOURISH INVESTMENT CORPORATION	49.729	49.729
128 FMR CAPITAL INC	346	346
129 FND DE SEGURANCA SOCIAL DE MACAU	19.307	19.307
130 FONDATION LUCIE ET ANDRE CHAGNON	15.700	15.700
629 FONDAZIONE CASSA DI RISPARMIO DI TERNI E NARNI	2.210.000	2.210.000
812 FONDAZIONE ROMA - GLOBAL PASSIVE EQUITIES	1.093	1.093
1541 FONDO SCUOLA ESPERO - CRESCITA AZIONARIO	5.185	5.185
813 FONDS DE RESERVE POUR LES RETRAITES (FRR)	41.220	41.220

Mediobanca S.p.A.

Assemblea ordinaria e straordinaria

28 ottobre 2021

**Esito della votazione sul punto 3.c
dell'ordine del giorno**

SCHEDA NOMINATIVO

	NUMERO DI AZIONI	
	TOTALE	CON DIRITTO DI VOTO
814 FONDS DE RESERVE POUR LES RETRAITES (FRR)	69.114	69.114
815 FONDS DE RESERVE POUR LES RETRAITES (FRR)	215.414	215.414
1916 FONDS OBJECTIF CLIMAT ACTIONS1	22.435	22.435
1174 FORD MOTOR COMPANY DEFINED BENEFIT MASTER TRUST.	6.525	6.525
1175 FORD MOTOR COMPANY DEFINED BENEFIT MASTER TRUST.	9.708	9.708
1176 FORD MOTOR COMPANY OF CANADA LIMITED PENSION TRUST	5.612	5.612
816 FORD PENSION UNIVERSAL	1.648	1.648
817 FOREIGN STOCK INDEX MOTHER FUND	22.365	22.365
1177 FOURTH AVENUE INVESTMENT COMPANY	18.655	18.655
818 FOVERUKA PENSION UNIVERSAL	6.089	6.089
819 FRANCE INVESTISSEMENT EURO	96.837	96.837
820 FRANCE PLACEMENT EURO ESG PLUS	364.476	364.476
131 FRANK RUSSELL INVESTMENT CO II PLC	14.000	14.000
133 FRANK RUSSELL INVESTMENT COMPANY PLC	5.767	5.767
132 FRANK RUSSELL INVESTMENT COMPANY PLC	64.975	64.975
134 FRANKLIN FTSE EUROPE EX U.K. INDEX ETF	9.920	9.920
135 FRANKLIN LIBERTYSHARES ICAV	528	528
1178 FRANKLIN SELECT GLOBAL MULTI-ASSETINCOME FUND	340	340
136 FRANKLIN TEMPLETON ETF TRUST - FRANKLIN FTSE EUROPE ETF	11.832	11.832
137 FRANKLIN TEMPLETON ETF TRUST - FRANKLIN FTSE EUROPE HEDGED ETF	1.023	1.023
138 FRANKLIN TEMPLETON ETF TRUST - FRANKLIN FTSE ITALY ETF	7.068	7.068
139 FREZZOTTI FRANCA	588	588
140 FREZZOTTI GIOVANNI	1.694	1.694
821 FUNDACAO CALOUSTE GULBENKIAN	6.956	6.956
1179 FUNDO DE PENSOES.	6.366	6.366
1180 FUTURE FUND BOARD OF GUARDIANS FOR AND ON BEHALF OF FUTURE F.	59.006	59.006
1181 FUTURE FUND BOARD OF GUARDIANS FOR AND ON BEHALF OF THE MEDI.	13.578	13.578
822 G.A.-FUND-B - EURO EQUITIES	232.025	232.025
823 G.A.-FUND-B - SUSTAINABLE WORLD EQUITIES	199.810	199.810
1484 GAVIO BENIAMINO - GAVIO DANIELA	371.642	371.642
1482 GAVIO BENIAMINO GIUSEPPE STEFANO	1.271.642	1.271.642
1485 GAVIO DANIELA	577.500	577.500
1486 GAVIO MARCELLO	332.000	332.000
1182 GBPO - QCF - GLOBAL BALANCED POOL	8.186	8.186
824 GEFIP INVEST	115.000	115.000
141 GENERAL ELECTRIC PENSION TRUST	98.344	98.344
1183 GENERAL ORGANISATION FOR SOCIAL INSURANCE	7.137	7.137
1186 GENERAL PENSION AND SOCIAL SECURITY AUTHORITY GPSSA	5.382	5.382
1185 GENERAL PENSION AND SOCIAL SECURITY AUTHORITY GPSSA	13.003	13.003
1184 GENERAL PENSION AND SOCIAL SECURITY AUTHORITY GPSSA	18.060	18.060
1487 GENERALI ITALIA S.P.A.	2.141.244	2.141.244
1572 GEORGIA TECH FOUNDATION INC	139	139
1521 GERANA SICAV-SIF, S.A.	22.107	22.107
825 GESTIELLE PRO ITALIA	180.000	180.000
1488 GILPAR S.P.A.	1.115.300	1.115.300
1187 GLG EUROPEAN LONG-SHORT FUND MAPLES CORPORATE SERVICES LIMIT	1.368	1.368
826 GLOBAL ALPHA TILTS FUND B (ACWILTBT)	1.407	1.407
1573 GLOBAL ATLANTIC BLACKROCK DISCIPLINED INTERNATIONAL CORE PORTFOLIO	18.323	18.323
1188 GLOBAL BOND FUND WAYCROSSE INC	35.169	35.169
828 GLOBAL EQUITIES ENHANCED INDEX FUND	6.740	6.740
827 GLOBAL EQUITIES ENHANCED INDEX FUND	16.003	16.003

Mediobanca S.p.A.

Assemblea ordinaria e straordinaria

28 ottobre 2021

**Esito della votazione sul punto 3.c
dell'ordine del giorno**

SCHEDA NOMINATIVO

	NUMERO DI AZIONI	
	TOTALE	CON DIRITTO DI VOTO
829 GLOBAL EX-U.S. ALPHA TILTS FUND B (ACWITLB)	29.679	29.679
1917 GLOBAL MULTI ASSET KKS	25.157	25.157
1704 GLOBAL PORTFOLIO	87.600	87.600
142 GMAM GROUP PENSION TRUST II	11.568	11.568
143 GMAM INVESTMENT FUNDS TRUST	28.353	28.353
144 GMAM INVESTMENT FUNDS TRUST	53.400	53.400
145 GMO BENCHMARKFREE FUND	77.313	77.313
146 GMO FUNDS PLC GMO GLOBAL EQUITYALLOCATION INVESTMENT FUND	7.432	7.432
147 GMO FUNDS PLC GMO GLOBAL REAL RETURN (UCITS) FUND	47.451	47.451
148 GMO IMPLEMENTATION FUND	166.948	166.948
149 GMO INTERNATIONAL EQUITY FUND	417.710	417.710
150 GMO STRATEGIC OPPORTUNITIES ALLOCATION FUND	9.979	9.979
151 GMO TAXMANAGED INTERNATIONAL EQUITIES FUND	4.523	4.523
1705 GMS ERISA GROUP TRUST	17.200	17.200
1706 GOLDMAN SACHS MARKETBETA INTERNATIONAL EQUITY ETF	14.288	14.288
152 GOLDMAN SACHS TRUST GOLDMAN SACHS GLOBAL MANAGED BETA FUND	3.912	3.912
153 GOLDMAN SACHS TRUST II - GOLDMAN SACHS MULTI-MANAGER ALTERNATIVE	11.698	11.698
154 GOLDMAN SACHS UK RETIREMENT PLAN	9.341	9.341
1708 GOVERNMENT EMPLOYEES PENSION FUND	20.150	20.150
1707 GOVERNMENT EMPLOYEES PENSION FUND	23.745	23.745
1189 GOVERNMENT EMPLOYEES SUPERANNUATION BOARD	10.360	10.360
1192 GOVERNMENT OF NORWAY	579.954	579.954
1190 GOVERNMENT OF NORWAY	1.010.000	1.010.000
1191 GOVERNMENT OF NORWAY	5.333.137	5.333.137
830 GOVERNMENT PENSION INVESTMENT FUND	47.324	47.324
155 GOVERNMENT PENSION INVESTMENT FUND	170.561	170.561
1574 GREAT WEST CORE STRATEGIES INTERNATIONAL EQUITY FUND	6.721	6.721
1575 GREAT WEST CORE STRATEGIES INTERNATIONAL EQUITY FUND	34.000	34.000
1709 GREAT WEST INTERNATIONAL INDEX FUND	40.609	40.609
1576 GREAT WEST INTERNATIONAL VALUE FUND	210.400	210.400
571 GREEN TREE FUND A SERIES OF T	9.498	9.498
1193 GUIDESTONE FUNDS INTERNATIONAL EQUITY INDEX FUND.	21.353	21.353
831 H.E.S.T. AUSTRALIA LIMITED	2.002	2.002
832 H.E.S.T. AUSTRALIA LIMITED	2.023	2.023
833 H.E.S.T. AUSTRALIA LIMITED	12.791	12.791
1194 HAGFORS LIMITED THE R&H TRUST COMPANY LTD	9.029	9.029
1918 HARMO PLACEMENT 2	34.642	34.642
1919 HARMONIE ALLOCATION	32.124	32.124
1920 HARMONIE EQUILIBRE	66.401	66.401
1577 HARRIS UNIT 1 QUALIFIED NUCLEAR DECOMMISSIONING FUND	2.843	2.843
834 HARTFORD ACCIDENT AND INDEMNITY COMPANY	1.832	1.832
157 HARTFORD SCHRODERS INTERNATIONAL MULTI-CAP VALUE FUND	355.253	355.253
1195 HASLAM FAMILY INVESTMENT PARTNERSHI	1.822	1.822
158 HC CAPITAL TRUST - THE ESG GROWTH PORTFOLIO	1.412	1.412
159 HC CAPITAL TRUST- THE CATHOLIC SRI GROWTH PORTFOLIO	356	356
160 HC CAPITAL TRUST- THE INSTITUTIONAL INTERNATIONAL EQUITY PORTFOL	32.957	32.957
161 HC CAPITAL TRUST- THE INTERNATIONAL EQUITY PORTFOLIO	187.061	187.061
835 HC RENTE	5.238	5.238
836 HELABA-INVEST KAPITALANLAGEGESELLSCHAFT MBH	212.900	212.900
837 HI MANPT FONDS	41.787	41.787
1199 HONG KONG SAR GOVERNMENT EXCHANGE FUND.	5.572	5.572

Mediobanca S.p.A.

Assemblea ordinaria e straordinaria

28 ottobre 2021

Esito della votazione sul punto 3.c
dell'ordine del giorno

SCHEDA NOMINATIVO

	NUMERO DI AZIONI	
	TOTALE	CON DIRITTO DI VOTO
1198 HONG KONG SAR GOVERNMENT EXCHANGE FUND.	10.286	10.286
1197 HONG KONG SAR GOVERNMENT EXCHANGE FUND.	87.939	87.939
1196 HONG KONG SAR GOVERNMENT EXCHANGE FUND.	508.629	508.629
1201 HOSTPLUS POOLED SUPERANNUATION TRUST	1.703	1.703
1200 HOSTPLUS POOLED SUPERANNUATION TRUST	18.954	18.954
1202 HRW TESTAMENTARY TRUST NO 1.	4.526	4.526
1203 HRW TESTAMENTARY TRUST NO 2.	2.284	2.284
1204 HRW TESTAMENTARY TRUST NO 3.	2.820	2.820
1205 HRW TESTAMENTARY TRUST NO 4.	1.718	1.718
1206 HRW TESTAMENTARY TRUST NO 5.	1.764	1.764
1207 HRW TESTAMENTARY TRUST NO 6.	4.620	4.620
1208 HRW TESTAMENTARY TRUST NO. 10.	2.903	2.903
1209 HRW TESTAMENTARY TRUST NO. 11.	5.561	5.561
1210 HRW TESTAMENTARY TRUST NO. 12.	4.952	4.952
1211 HRW TESTAMENTARY TRUST NO. 7.	3.795	3.795
1212 HRW TESTAMENTARY TRUST NO. 8.	3.924	3.924
1213 HRW TESTAMENTARY TRUST NO. 9.	2.903	2.903
1214 HRW TRUST NO 1 UAD 01/17/03.	6.490	6.490
1215 HRW TRUST NO 2 UAD 01/17/03.	1.222	1.222
1216 HRW TRUST NO 3 UAD 01/17/03.	1.483	1.483
1217 HRW TRUST NO 4 UAD 01/17/03..	1.483	1.483
162 HSBC BANK SSB AUT EU SCREEN EX CONTROVERSIES CW INDEX EQ FND	466.737	466.737
838 HSBC ETF'S PLC	7.560	7.560
840 HSBC ETF'S PLC	9.152	9.152
839 HSBC ETF'S PLC	14.517	14.517
841 HSBC ETFS PLC - HSBC MSCI EUROPE CLIMATE PARIS ALIGNED UCITS ETF	3.678	3.678
842 HSBC ETFS PUBLIC LIMITED COMPANY	323	323
843 HSBC EUROPEAN INDEX FUND	293.587	293.587
844 HSBC INDEX TRACKER INVESTMENT FUNDS ICVC	38.413	38.413
845 HSBC LIFE (INTERNATIONAL) LIMITED	1.837	1.837
848 HSBC LIFE (INTERNATIONAL) LIMITED	3.136	3.136
846 HSBC LIFE (INTERNATIONAL) LIMITED	8.230	8.230
847 HSBC LIFE (INTERNATIONAL) LIMITED	10.540	10.540
1710 IA CLARINGTON GLOBAL VALUE FUND	5.044	5.044
163 IBM 401(K) PLUS PLAN TRUST	104.942	104.942
1218 IBM DIVERSIFIED GLOBAL EQUITY FUND	12.731	12.731
849 IBM PERSONAL PENSION PLAN TRUST	5.048	5.048
164 IBM RETIREMENT PLAN	2.736	2.736
1921 ICARE	11.786	11.786
850 IF IST2 EUROPE INDEX	26.614	26.614
851 IFM GLOBAL INDEXED EQUITIES FUND	1.730	1.730
166 IG MACKENZIE EUROPEAN MID-CAP EQUITY FUND	155.001	155.001
165 IG MACKENZIE EUROPEAN MID-CAP EQUITY FUND	881.316	881.316
852 II	265.000	265.000
1219 ILA - RAFIMF	2.845	2.845
1220 ILA-A-FTSEDW	33.439	33.439
1221 ILA-LA WORLD ESG SCREENED FUND	13.214	13.214
1578 IMCO GLOBAL PUBLIC EQUITY LP	28.078	28.078
169 IMPERIAL INTERNATIONAL EQUITY POOL	7.768	7.768
168 IMPERIAL INTERNATIONAL EQUITY POOL	17.533	17.533
167 IMPERIAL INTERNATIONAL EQUITY POOL	615.033	615.033

Mediobanca S.p.A.

Assemblea ordinaria e straordinaria

28 ottobre 2021

**Esito della votazione sul punto 3.c
dell'ordine del giorno**

SCHEDA NOMINATIVO

	NUMERO DI AZIONI	
	TOTALE	CON DIRITTO DI VOTO
170 IMPERIAL OVERSEAS EQUITY POOL	28.152	28.152
1869 INDEXIQ FACTORS SUSTAIN EMU EQUITY	6.455	6.455
1870 INDEXIQ FACTORS SUSTAIN EU EQUITY	62.729	62.729
1711 INDIANA PUBLIC RETIREMENT SYSTEM	13.490	13.490
1922 INDOSUEZ EURO PATRIMOINE	92.000	92.000
1713 INDUSTRIAL ALLIANCE INSURANCE AND FINANCIAL SERVICES INC	1.734	1.734
1714 INDUSTRIAL ALLIANCE INSURANCE AND FINANCIAL SERVICES INC	10.195	10.195
1712 INDUSTRIAL ALLIANCE INSURANCE AND FINANCIAL SERVICES INC	26.857	26.857
853 ING DIRECT SICAV	42.665	42.665
172 INSTITUTIONAL RETIREMENT TRUST	2.291	2.291
171 INSTITUTIONAL RETIREMENT TRUST	20.425	20.425
854 INSTITUTIONELLA AKTIEFONDEN VARLDEN	36.925	36.925
855 INTECH GLOBAL ALL COUNTRY ENHANCED INDEX FUND LLC	1.111	1.111
1222 INTER AMERICAN DEVELOPMENT BANK STAFF RETIREMENT FUND	54.812	54.812
1223 INTER AMERICAN DEVELOPMENT BANK STAFF RETIREMENT FUND	79.349	79.349
1225 INTER-AMERICAN DEVELOPMENT BANK	25.047	25.047
1224 INTER-AMERICAN DEVELOPMENT BANK	36.131	36.131
856 INTERNATIONAL ALPHA TILTS FUND B (INTLTB)	88.378	88.378
1716 INTERNATIONAL BANK FOR RECONSTRUCTION AND DEVELOPMENT	1.040	1.040
1717 INTERNATIONAL BANK FOR RECONSTRUCTION AND DEVELOPMENT	2.629	2.629
1715 INTERNATIONAL BANK FOR RECONSTRUCTION AND DEVELOPMENT	5.170	5.170
173 INTERNATIONAL EQUITIES SECTOR TRUST	990	990
1226 INTERNATIONAL EQUITY FUND LLC	8.634	8.634
1718 INTERNATIONAL EQUITY INDEX FUND	43.172	43.172
1227 INTERNATIONAL EXPATRIATE BENEFIT MASTER TRUST	2.076	2.076
177 INTERNATIONAL MONETARY FUND	8.537	8.537
176 INTERNATIONAL MONETARY FUND	8.608	8.608
175 INTERNATIONAL MONETARY FUND	9.829	9.829
174 INTERNATIONAL MONETARY FUND	12.476	12.476
1228 INTERNATIONAL MONETARY FUND RETIRED STAFF BENEFITS INVESTMENT ACCOUNT	374	374
1231 INTERNATIONAL MONETARY FUND STAFF RETIREMENT PLAN 700	1.405	1.405
1230 INTERNATIONAL MONETARY FUND STAFF RETIREMENT PLAN 700	23.160	23.160
1229 INTERNATIONAL MONETARY FUND STAFF RETIREMENT PLAN 700	95.894	95.894
1719 INTERNATIONAL SMALL CO FUND	616.317	616.317
178 INTERNATIONAL TILTS MASTER PORTFOLIO OF MASTER INVESTMENT PORTFO	82.166	82.166
179 INV SOLUTIONS FUNDS ICVC FUNDAMENTAL INDEX GLOBAL EQUITY FUND	99.134	99.134
857 INV. DANSKE INVEST EUROPA INDEKS BNP	7.337	7.337
858 INV. DANSKE INVEST EUROPA INDEKS KL	17.278	17.278
859 INV. DANSKE INVEST GLOBAL INDEKS KL	14.457	14.457
860 INV. DANSKE INVEST, GLOBAL INDEKS - AKKUMULERENDE KL	2.266	2.266
861 INVERSABADELL 10, FI	2.941	2.941
862 INVERSABADELL 25, FI	51.280	51.280
863 INVERSABADELL 50, FI	22.669	22.669
864 INVERSABADELL 70, FI	9.272	9.272
1720 INVESCO FTSE RAFI DEVELOPED MARKETS EX U S ETF	74.656	74.656
1721 INVESCO FTSE RAFI EMERGING MARKETS UCITS ETF	47.031	47.031
180 INVESCO GLOBAL LOW VOLATILITY EQUITY YIELD FUND	1.139	1.139
1722 INVESCO INTERNATIONAL DEVELOPED DYNAMIC MUTLIFACTOR ETF	25.544	25.544
1723 INVESCO MARKETS II PLC	107	107
1724 INVESCO MARKETS II PLC	211	211
1579 INVESCO MARKETS II PLC	1.135	1.135

Mediobanca S.p.A.

Assemblea ordinaria e straordinaria

28 ottobre 2021

Esito della votazione sul punto 3.c
dell'ordine del giorno

SCHEDA NOMINATIVO

	NUMERO DI AZIONI	
	TOTALE	CON DIRITTO DI VOTO
1580 INVESCO MARKETS II PLC	7.813	7.813
1726 INVESCO MARKETS III PLC	821	821
1725 INVESCO MARKETS III PLC	847	847
1727 INVESCO PERPETUAL GLOBAL FINANCIAL CAPITAL FUND	32.500	32.500
1728 INVESCO PUREBETA FTSE DEVELOPED EX NORTH AMERICA ETF	313	313
1729 INVESCO S AND P EUROPE 350 EQUAL WEIGHT INDEX ETF	648	648
1730 INVESTERINGSFORENINGEN LAEGERNES INVEST LI AKTIER GLOBALE	3.785	3.785
865 INVESTERINGSFORENINGEN NORDEA INVEST ENGROS INTERNATIONALE AKTIER - ETISK TIL'	27.740	27.740
866 INVESTERINGSFORENINGEN NORDEA INVEST GLOBALE AKTIER INDEKS KL	3.046	3.046
1731 IOWA PUBLIC EMPLOYEES RETIREMENT SYSTEM	22.342	22.342
1923 IP ACTIONS EURO	20.507	20.507
867 IPAC SPECIALIST INVESTMENT STRATEGIES - INTERNATIONAL SHARE STRATEGY NO.1	2.833	2.833
181 IPC MULTI-FACTOR INTERNATIONAL EQUITY	32.285	32.285
182 IPROFILE INTERNATIONAL EQUITY PRIVATE POOL	162.306	162.306
1732 IQ 50 PERCENT HEDGED FTSE INTERNATIONAL ETF	18.136	18.136
1733 IQ CANDRIAM ESG INTERNATIONAL EQUITY ETF	11.205	11.205
573 IRCEC CASSETTE DIVERSIFIE	74.805	74.805
1734 IRISH AIRLINES PILOTS SUPERANNUATION SCHEME	3.343	3.343
1232 IRISH LIFE ASSURANCE PLC	561	561
1233 IRISH LIFE ASSURANCE PLC	8.180	8.180
1236 IRISH LIFE ASSURANCE PLC	13.894	13.894
1237 IRISH LIFE ASSURANCE PLC	16.960	16.960
1234 IRISH LIFE ASSURANCE PLC	33.345	33.345
1238 IRISH LIFE ASSURANCE PLC	77.675	77.675
1235 IRISH LIFE ASSURANCE PLC	115.176	115.176
1239 IRISH LIFE ASSURANCE.	76.721	76.721
1240 IRR K LLC	13.269	13.269
868 ISHARES ALL-COUNTRY EQUITY INDEX FUND	2.349	2.349
183 ISHARES CORE MSCI EAFE ETF	3.130.373	3.130.373
184 ISHARES CORE MSCI EUROPE ETF	256.657	256.657
185 ISHARES CORE MSCI INTERNATIONALDEVELOPED MARKETS ETF	202.576	202.576
186 ISHARES CORE MSCI TOTAL INTERNATIONAL STOCK ETF	626.527	626.527
187 ISHARES EDGE MSCI INTL MOMENTUMFACTOR ETF	67.749	67.749
188 ISHARES EDGE MSCI INTL SIZE FACTOR ETF	1.980	1.980
189 ISHARES EDGE MSCI INTL VALUE FACTOR ETF	81.886	81.886
190 ISHARES EURO STOXX UCITS ETF (DE)	259.845	259.845
191 ISHARES EUROPE ETF	139.182	139.182
192 ISHARES GLOBAL FINANCIALS ETF	284.179	284.179
193 ISHARES II PUBLIC LIMITED COMPANY	3.199	3.199
195 ISHARES II PUBLIC LIMITED COMPANY	12.746	12.746
194 ISHARES II PUBLIC LIMITED COMPANY	17.336	17.336
196 ISHARES III PUBLIC LIMITED COMPANY	16.131	16.131
197 ISHARES III PUBLIC LIMITED COMPANY	24.724	24.724
198 ISHARES INTERNATIONAL FUNDAMENTAL INDEX ETF	624	624
202 ISHARES IV PUBLIC LIMITED COMPANY	632	632
208 ISHARES IV PUBLIC LIMITED COMPANY	815	815
207 ISHARES IV PUBLIC LIMITED COMPANY	1.265	1.265
210 ISHARES IV PUBLIC LIMITED COMPANY	1.374	1.374
209 ISHARES IV PUBLIC LIMITED COMPANY	2.316	2.316
200 ISHARES IV PUBLIC LIMITED COMPANY	4.000	4.000
199 ISHARES IV PUBLIC LIMITED COMPANY	6.786	6.786

Mediobanca S.p.A.

Assemblea ordinaria e straordinaria

28 ottobre 2021

**Esito della votazione sul punto 3.c
dell'ordine del giorno**

SCHEDA NOMINATIVO

	NUMERO DI AZIONI	
	TOTALE	CON DIRITTO DI VOTO
204 ISHARES IV PUBLIC LIMITED COMPANY	6.994	6.994
205 ISHARES IV PUBLIC LIMITED COMPANY	8.224	8.224
203 ISHARES IV PUBLIC LIMITED COMPANY	16.089	16.089
206 ISHARES IV PUBLIC LIMITED COMPANY	24.278	24.278
201 ISHARES IV PUBLIC LIMITED COMPANY	25.645	25.645
211 ISHARES MSCI ACWI ETF	285.923	285.923
212 ISHARES MSCI ACWI EX U.S. ETF	114.971	114.971
213 ISHARES MSCI ACWI LOW CARBON TARGET ETF	22.440	22.440
214 ISHARES MSCI EAFE ETF	2.072.069	2.072.069
215 ISHARES MSCI EAFE INTERNATIONALINDEX FUND	287.821	287.821
216 ISHARES MSCI EAFE VALUE ETF	1.154.060	1.154.060
217 ISHARES MSCI EUROPE FINANCIALS ETF	582.780	582.780
218 ISHARES MSCI EUROZONE ETF	857.010	857.010
219 ISHARES MSCI ITALY ETF	1.001.805	1.001.805
220 ISHARES MSCI KOKUSAI ETF	2.453	2.453
221 ISHARES MSCI WORLD ETF	24.155	24.155
222 ISHARES PUBLIC LIMITED COMPANY	564	564
224 ISHARES PUBLIC LIMITED COMPANY	2.854	2.854
223 ISHARES PUBLIC LIMITED COMPANY	5.833	5.833
225 ISHARES PUBLIC LIMITED COMPANY	31.423	31.423
226 ISHARES STOXX EUROPE 600 FINANCIAL SERVICES UCITS ETF DE	134.632	134.632
227 ISHARES STOXX EUROPE 600 UCITS ETF (DE)	386.311	386.311
228 ISHARES STOXX EUROPE MID 200 UCITS ETF (DE)	220.262	220.262
231 ISHARES V PUBLIC LIMITED COMPANY	158	158
230 ISHARES V PUBLIC LIMITED COMPANY	1.562	1.562
229 ISHARES V PUBLIC LIMITED COMPANY	3.402	3.402
232 ISHARES VI PUBLIC LIMITED COMPANY	132	132
233 ISHARES VI PUBLIC LIMITED COMPANY	1.458	1.458
234 ISHARES VI PUBLIC LIMITED COMPANY	21.269	21.269
235 ISHARES VII PLC	440	440
238 ISHARES VII PLC	1.354	1.354
239 ISHARES VII PLC	4.531	4.531
236 ISHARES VII PLC	28.293	28.293
237 ISHARES VII PLC	52.145	52.145
869 ISHARES WHOLESALE INTERNATIONAL EQUITY INDEX FUND	54.300	54.300
870 ISHARES WHOLESALE SCREENED INTERNATIONAL EQUITY INDEX FUND	4.169	4.169
240 ISHARES WORLD EX SWITZERLAND EQUITY INDEX FUND II (CH)	6.110	6.110
242 ISHARES WORLD EX SWITZERLAND ESG EQUITY INDEX FUND (CH)	5.353	5.353
241 ISHARES WORLD EX SWITZERLAND ESG EQUITY INDEX FUND (CH)	11.566	11.566
1536 ISTITUTO FINANZIARIO 2012 SPA	24.300.000	24.300.000
1581 IVY PROSHARES MSCI ACWI INDEX FUND	1.569	1.569
1241 JANA PASSIVE GLOBAL SHARE TRUST	7.043	7.043
871 JANUS HENDERSON INSTITUTIONAL EUROPEAN INDEX OPPORTUNITIES FUND	4.329	4.329
1242 JCW 1987 ARTICLE II DESC TRUST FBO JMW DTD 1/1/2012	187	187
1243 JCW 1987 ARTICLE II DESC TRUST FBOAAP C/O WALTON ENTERPRISES LLC	166	166
1244 JCW 1987 ARTICLE II DESC TRUST FBOTLW	187	187
872 JNL INTERNATIONAL INDEX FUND	110.292	110.292
873 JNL/BLACKROCK ADVANTAGE INTERNATIONAL FUND	17.734	17.734
243 JNL/DFA INTERNATIONAL CORE EQUITY FUND	6.400	6.400
244 JNL/JPMORGAN GLOBAL ALLOCATION FUND	3.365	3.365
245 JNL/MELLON MSCI WORLD INDEX FUND	5.017	5.017

Mediobanca S.p.A.

Assemblea ordinaria e straordinaria

28 ottobre 2021

Esito della votazione sul punto 3.c
dell'ordine del giorno

SCHEDA NOMINATIVO

	NUMERO DI AZIONI	
	TOTALE	CON DIRITTO DI VOTO
1582 JOHN D SPEARS GRAT DATED 2 20 09 F B O JULIE L SPEARS	9.300	9.300
1583 JOHN D SPEARS GRAT I 2 20 09	10.000	10.000
1584 JOHN D SPEARS GRAT I DATED 2 20 09 F B O NANA R SPEARS	7.800	7.800
1585 JOHN D SPEARS REVOCABLE TRUST DTD 9 29 2006	74.200	74.200
1735 JOHN DEERE PENSION TRUST	82.900	82.900
1245 JOHN HANCOCK FUNDS II INTERNATIONAL STRATEGIC EQUITY ALLOCATION FUND	33.200	33.200
246 JOHN HANCOCK FUNDS II STRATEGICEQUITY ALLOCATION FUND	62.161	62.161
248 JOHN HANCOCK LIFE AND HEALTH INSURANCE COMPANY	1.547	1.547
247 JOHN HANCOCK LIFE AND HEALTH INSURANCE COMPANY	33.125	33.125
249 JOHN HANCOCK MULTIFACTOR DEVELOPED INTERNATIONAL ETF	55.008	55.008
250 JOHN HANCOCK TRUST COMPANY COLLECTIVE INVESTMENT TRUST	2.146	2.146
1246 JOHN HANCOCK VARIABLE INSURANCE TRUST INTERNATIONAL EQUITY INDEX TRUST.	22.013	22.013
251 JOHN HANCOCK VARIABLE INSURANCETRUST STRAT EQ ALLOCATION TRUST	103.238	103.238
1247 JOSHUA GREEN CORPORATION	8.169	8.169
874 JPM MULTI INCOME FUND	71.368	71.368
875 JPMORGAN ACTIVEBUILDERS INTERNATIONAL EQUITY ETF	1.157	1.157
876 JPMORGAN BETABUILDERS EUROPE ETF	560.897	560.897
877 JPMORGAN BETABUILDERS INTERNATIONAL EQUITY ETF	144.798	144.798
878 JPMORGAN EUROPE STRATEGIC DIVIDEND FUND	10.984	10.984
879 JPMORGAN EUROPEAN INVESTMENT TRUST PLC	98.244	98.244
880 JPMORGAN FUND ICVC - JPM MULTI-ASSET INCOME FUND	11.242	11.242
1524 JPMORGAN FUNDS	1	1
1523 JPMORGAN FUNDS	4.994	4.994
1522 JPMORGAN FUNDS	377.045	377.045
881 JPMORGAN GLOBAL ALLOCATION FUND	6.325	6.325
882 JPMORGAN INCOME BUILDER FUND	297.859	297.859
883 JPMORGAN INSURANCE TRUST INCOME BUILDER PORTFOLIO	2.352	2.352
884 JPMORGAN INTERNATIONAL VALUE FUND	73.297	73.297
1527 JPMORGAN INVESTMENT FUNDS	1	1
1528 JPMORGAN INVESTMENT FUNDS	1	1
1525 JPMORGAN INVESTMENT FUNDS	3.026	3.026
1526 JPMORGAN INVESTMENT FUNDS	4.406	4.406
885 JPMORGAN MULTI BALANCED FUND	4.480	4.480
1248 JTW TRUST NO. 1 UAD 9/19/02.	691	691
1249 JTW TRUST NO. 2 UAD 9/19/02.	3.313	3.313
1250 JTW TRUST NO. 3 UAD 9/19/02.	1.527	1.527
1251 JTW TRUST NO. 4 UAD 9/19/02.	4.361	4.361
1252 JTW TRUST NO. 5 UAD 9/19/02.	888	888
1254 K INVESTMENTS SH LIMITED.	12.720	12.720
1253 K INVESTMENTS SH LIMITED.	67.857	67.857
252 KAISER FOUNDATION HOSPITALS	19.056	19.056
253 KAISER PERMANENTE GROUP TRUST	35.825	35.825
1586 KAPITALFORENINGEN EMD INVEST GLOBALE AKTIER II	711	711
1587 KAPITALFORENINGEN EMD INVEST VERDENSINDEKS	18.896	18.896
1736 KAPITALFORENINGEN INVESTIN PRO GLOBAL EQUITIES I	26.637	26.637
1737 KAPITALFORENINGEN LAEGERNES INVEST KLI AKTIER GLOBALE INDENYKREDIT PORTEFOELJE /	4.367	4.367
886 KAPITALFORENINGEN PENSAM INVEST, PSI 3 GLOBALE AKTIER 3	7.132	7.132
1255 KBI GLOBAL INVESTMENT FUND	36.970	36.970
887 KDI INSTITUTIONAL AFDELING DANICA LINK - INDEKS GLOBALE AKTIER	4.008	4.008
888 KDI INSTITUTIONAL AFDELING DANICA PENSION - AKTIER 4	11.632	11.632
889 KEMPEN EUROPEAN HIGH DIVIDEND FUND N.V	280.807	280.807

Mediobanca S.p.A.

Assemblea ordinaria e straordinaria

28 ottobre 2021

**Esito della votazione sul punto 3.c
dell'ordine del giorno**

SCHEDA NOMINATIVO

	NUMERO DI AZIONI	
	TOTALE	CON DIRITTO DI VOTO
890 KEMPEN INTERNATIONAL FUNDS-KEMPEN (LUX) EUROPEAN HIGH DIVIDEND FUND	17.100	17.100
1588 KFG BERMUDA LTD	15.590	15.590
574 KOKUSAI EQUITY INDEX FUND	17.036	17.036
1256 KOOKABURRA CHARITABLE REMAINDER TRUST UAD 12/20/05 C. DIANE CHRISTENSEN TTEE	6.849	6.849
1738 KOOKMIN BANK ACTING AS TRUSTEE OF MIRAE ASSET TRIUMPH MULTI FACTO PRIVATELY PLAC	20.000	20.000
891 KREBSHILFE-2-FONDS	100	100
892 KURT M. KROGER, TRUSTEE OF THE KURT M. KROGER TRUST	1.097	1.097
1257 L3HARRIS PENSION MASTER TRUST	203.749	203.749
1258 LATVIJAS BANKA	5.690	5.690
1739 LAWRENCE LIVERMORE NATIONAL SECURITY LLC AND TRIAD NATIONAL SECURITY LLC DEFINED	14.845	14.845
1950 LBBW AM INVESTMENTGES. MBH LBBW DIVIDEND	545.000	545.000
1951 LBBW AM INVESTMENTGES. MBH LBBW ZYKLUS S	350.000	350.000
1952 LBBW ASS.MAN. INVESTM.GES. MBH LBBW AM-V	33.750	33.750
1953 LBBW ASS.MAN. INVESTM.GES. MBH, LBBW AM-	200.000	200.000
1954 LBBW ASS.MAN.INVESTM.GES. MBH LBBW AM WV	119.540	119.540
893 LBBW ASSET MANAGEMENT INVESTMENTGESELLSCHAFT MBH	136.603	136.603
1924 LCL ACTIONS EURO CORE+	114.246	114.246
1925 LCL ACTIONS FRANCE CORE PLUS	5.386	5.386
1926 LCL ACTIONS MONDE HORS EUROPE EURO	69.350	69.350
1259 LEGAL & GENERAL AUTHORISED CONTRACTUAL SCHEME	49.112	49.112
1260 LEGAL & GENERAL DEVELOPED MULTI-FACTOR SL FUND LLC	31.968	31.968
1261 LEGAL & GENERAL FUTURE WORLD ESG DEVELOPED INDEX FUND	11.214	11.214
1266 LEGAL AND GENERAL ASSURANCE PENSIONS MANAGEMENT LIMITED	210	210
1269 LEGAL AND GENERAL ASSURANCE PENSIONS MANAGEMENT LIMITED	1.816	1.816
1263 LEGAL AND GENERAL ASSURANCE PENSIONS MANAGEMENT LIMITED	5.100	5.100
1276 LEGAL AND GENERAL ASSURANCE PENSIONS MANAGEMENT LIMITED	5.622	5.622
1279 LEGAL AND GENERAL ASSURANCE PENSIONS MANAGEMENT LIMITED	6.877	6.877
1264 LEGAL AND GENERAL ASSURANCE PENSIONS MANAGEMENT LIMITED	7.643	7.643
1267 LEGAL AND GENERAL ASSURANCE PENSIONS MANAGEMENT LIMITED	9.533	9.533
1270 LEGAL AND GENERAL ASSURANCE PENSIONS MANAGEMENT LIMITED	11.435	11.435
1281 LEGAL AND GENERAL ASSURANCE PENSIONS MANAGEMENT LIMITED	22.951	22.951
1272 LEGAL AND GENERAL ASSURANCE PENSIONS MANAGEMENT LIMITED	23.628	23.628
1273 LEGAL AND GENERAL ASSURANCE PENSIONS MANAGEMENT LIMITED	27.646	27.646
1278 LEGAL AND GENERAL ASSURANCE PENSIONS MANAGEMENT LIMITED	29.264	29.264
1274 LEGAL AND GENERAL ASSURANCE PENSIONS MANAGEMENT LIMITED	32.304	32.304
1282 LEGAL AND GENERAL ASSURANCE PENSIONS MANAGEMENT LIMITED	47.569	47.569
1277 LEGAL AND GENERAL ASSURANCE PENSIONS MANAGEMENT LIMITED	57.140	57.140
1262 LEGAL AND GENERAL ASSURANCE PENSIONS MANAGEMENT LIMITED	86.994	86.994
1268 LEGAL AND GENERAL ASSURANCE PENSIONS MANAGEMENT LIMITED	113.413	113.413
1280 LEGAL AND GENERAL ASSURANCE PENSIONS MANAGEMENT LIMITED	195.432	195.432
1275 LEGAL AND GENERAL ASSURANCE PENSIONS MANAGEMENT LIMITED	272.305	272.305
1265 LEGAL AND GENERAL ASSURANCE PENSIONS MANAGEMENT LIMITED	414.184	414.184
1271 LEGAL AND GENERAL ASSURANCE PENSIONS MANAGEMENT LIMITED	527.487	527.487
1283 LEGAL AND GENERAL ASSURANCE PENSIONS MANAGEMENT LIMITED	1.463.648	1.463.648
1287 LEGAL AND GENERAL CCF	3.733	3.733
1286 LEGAL AND GENERAL CCF	6.017	6.017
1284 LEGAL AND GENERAL CCF	6.832	6.832
1285 LEGAL AND GENERAL CCF	7.530	7.530
1289 LEGAL AND GENERAL COLLECTIVE INVESTMENT TRUST.	661	661
1290 LEGAL AND GENERAL COLLECTIVE INVESTMENT TRUST.	41.070	41.070
1288 LEGAL AND GENERAL COLLECTIVE INVESTMENT TRUST.	107.902	107.902

Mediobanca S.p.A.

Assemblea ordinaria e straordinaria

28 ottobre 2021

Esito della votazione sul punto 3.c
dell'ordine del giorno

SCHEDA NOMINATIVO

	NUMERO DI AZIONI	
	TOTALE	CON DIRITTO DI VOTO
1291 LEGAL AND GENERAL EUROPEAN INDEX TRUST	376.660	376.660
1292 LEGAL AND GENERAL GLOBAL EQUITY INDEX FUND	4.307	4.307
1294 LEGAL AND GENERAL ICAV	56	56
1293 LEGAL AND GENERAL ICAV	521	521
1295 LEGAL AND GENERAL INTERNATIONAL INDEX TRUST	58.932	58.932
1296 LEGAL AND GENERAL INVESTMENT MANAGEMENT	21.364	21.364
1297 LEGAL AND GENERAL MSCI EAFE FUND LLC	44.706	44.706
1298 LEGAL AND GENERAL MSCI EAFE SL FUND LLC	23.326	23.326
1589 LEGAL AND GENERAL UCITS ETF PLC	559	559
1590 LEGAL AND GENERAL UCITS ETF PLC	11.817	11.817
1740 LEGAL AND GENERAL UCITS ETF PLC	15.998	15.998
1741 LEGAL AND GENERAL UCITS ETF PLC	23.260	23.260
1299 LGIASUPER	155.527	155.527
1301 LGPS CENTRAL AUTHORISED CONTRACTUAL SCHEME	217	217
1300 LGPS CENTRAL AUTHORISED CONTRACTUAL SCHEME	892	892
577 LIF-LYXOR MSCI WORLD CATHOL PR	2.884	2.884
1302 LOCKHEED MARTIN CORPORATION MASTER RETIREMENT TRUST.	302	302
1871 LOF TARGETNETZERO EUROPE EQUITY	225	225
894 LOMBARD ODIER FUNDS (SWITZERLAND) SA "I3D, FIGO OU CIFOP"	83.544	83.544
1303 LORD MAYOR'S CHARITABLE FOUNDATION	724	724
1304 LOS ANGELES CITY EMPLOYEES RETIREMENT SYSTEM	20.511	20.511
254 LOS ANGELES COUNTY EMPLOYEES RETIREMENT ASSOCIATI	2.838	2.838
1742 LOUISIANA STATE EMPLOYEES RETIREMENT SYSTEM	1	1
895 LSV GLOBAL VALUE FUND	13.100	13.100
1305 LSV INTERNATIONAL (AC) VALUE EQUITY FUND LP	487.200	487.200
1306 LSV INTERNATIONAL VALUE EQUITY TRUST	348.200	348.200
1307 LTW INVESTMENTS LLC	40.890	40.890
1872 LUX IM BLACKROCK GLOBAL EQUITY DIVIDEND	108.972	108.972
255 LVIP DIMENSIONAL INTERNATIONAL CORE EQUITY FUND	27.877	27.877
256 LVIP SSGA INTERNATIONAL INDEX FUND	101.836	101.836
896 LVUI EQUITY EUROPE	77.993	77.993
897 LVUI EQUITY WORLD EX EUROPE	3.232	3.232
579 LYX IND FD-LYXOR CORE EURO STO	46.518	46.518
580 LYX IND FD-LYXOR CORE STOXX EU	188.997	188.997
581 LYXINDEX FUND - LYXOR MSCI EMU	91.893	91.893
898 LYXOR 1 STOXX EUROPE 600 UCITS ETF	3.050	3.050
582 LYXOR CORE MSCI WORLD (DR) UCI	15.325	15.325
583 LYXOR FTSE MIB UCITS ETF	1.220.037	1.220.037
584 LYXOR MSCI EUROPE UCITS ETF	59.241	59.241
257 M INTERNATIONAL EQUITY FUND	7.518	7.518
899 M&G (LUX) INVESTMENT FUNDS 2 FCP - M&G (LUX) EUROPE EX UK INDEX FUND	21.819	21.819
258 MACKENZIE INTERNATIONAL EQUITY INDEX ETF	815	815
259 MACKENZIE MAX DIVERSIFICATION DEVELOPED EUR INDEX ETF	601	601
900 MACQUARIE INTERNATIONAL EQUITIES FUND	10.227	10.227
901 MACQUARIE MULTI-FACTOR FUND	51.789	51.789
902 MAIN I - UNIVERSAL - FONDS	13.775	13.775
903 MAIN I - UNIVERSAL - FONDS	102.861	102.861
585 MAIS S.P.A.	180.000	180.000
1489 MAIS S.P.A.	1.432.080	1.432.080
1490 MAIS S.P.A.	1.911.315	1.911.315
260 MAJOR LEAGUE BASEBALL PLAYERS PENSION PLAN	80.800	80.800

Mediobanca S.p.A.

Assemblea ordinaria e straordinaria

28 ottobre 2021

Esito della votazione sul punto 3.c
dell'ordine del giorno

SCHEDA NOMINATIVO

	NUMERO DI AZIONI	
	TOTALE	CON DIRITTO DI VOTO
1743 MAN GLG EUROPEAN EQUITY ALTERNATIVE	4.673	4.673
1309 MAN INSIGHT LIMITED	88	88
1308 MAN INSIGHT LIMITED	844	844
1310 MAN MULTI-STRATEGY MASTER FUND MAPLES CORPORATE SERVICES LIMITES	655	655
261 MANAGED INVESTMENT FUNDS ICVCINTERNATIONAL EQUITY TRACKER FUND	2.569	2.569
265 MANAGED PENSION FUNDS LIMITED	2.922	2.922
264 MANAGED PENSION FUNDS LIMITED	60.437	60.437
263 MANAGED PENSION FUNDS LIMITED	78.275	78.275
262 MANAGED PENSION FUNDS LIMITED	249.489	249.489
1537 MANTEGNA 87 S.R.L.	900.000	900.000
267 MANULIFE INVESTMENT MANAGEMENT INTERNATIONAL EQUITY INDEX POOLED FUND	22.814	22.814
1591 MANULIFE MULTIFACTOR DEVELOPED INTERNATIONAL INDEX ETF	46.917	46.917
1744 MANVILLE PERSONAL INJURY SETTLEMENT TRUST	3.064	3.064
1592 MARANIC II LLC	7.731	7.731
269 MARIGOLD TACTICAL STRATEGIES LTD	2.846	2.846
1311 MARSH AND MCLENNAN MASTER RETIREMENT TRUST	138.900	138.900
271 MARYLAND STATE RETIREMENT PENSION SYSTEM	1	1
273 MARYLAND STATE RETIREMENT PENSION SYSTEM	33.246	33.246
272 MARYLAND STATE RETIREMENT PENSION SYSTEM	156.882	156.882
274 MASSACHUSETTS BAY TRANSPORTATION AUTHORITY RETIREMENT FUND	17.181	17.181
275 MATB MSCI KOKUSAI INDEX MOTHER FUND	8.246	8.246
276 MD INTERNATIONAL VALUE FUND	22.100	22.100
277 MDPIIM INTERNATIONAL EQUITY INDEX POOL	30.955	30.955
278 MDPIIM INTERNATIONAL EQUITY POOL	122.300	122.300
904 MEDIA SUPER	18.366	18.366
1491 MEDIOLANUM VITA S.P.A.	6.450.398	6.450.398
279 MERCER DIOCESE OF BROOKLYN GROWTH STRATEGY	51.604	51.604
280 MERCER DIOCESE OF BROOKLYN LAY PENSION INVESTMENT TRUST	28.366	28.366
281 MERCER FFTC NONUS EQUITY INVESTMENT PORTFOLIO LLC	19.300	19.300
282 MERCER INTERNATIONAL EQUITY FUND	15.400	15.400
283 MERCER NONUS CORE EQUITY FUND	291.800	291.800
1312 MERCER PASSIVE INTERNATIONAL SHARES FUND	3.633	3.633
1313 MERCER PRIVATE WEALTH INTERNATIONAL FOCUSED EQUITY POOL	11.447	11.447
290 MERCER QIF CCF	6.815	6.815
289 MERCER QIF CCF	9.826	9.826
286 MERCER QIF CCF	11.161	11.161
288 MERCER QIF CCF	11.660	11.660
285 MERCER QIF CCF	21.470	21.470
284 MERCER QIF CCF	27.458	27.458
287 MERCER QIF CCF	105.526	105.526
291 MERCER UCITS COMMON CONTRACTUALFUND	25.051	25.051
907 MERCER UNHEDGED OVERSEAS SHARES TRUST	1.944	1.944
905 MERCER UNHEDGED OVERSEAS SHARES TRUST	5.187	5.187
906 MERCER UNHEDGED OVERSEAS SHARES TRUST	5.975	5.975
1314 MERCY INVESTMENT SERVICES INC	1	1
1540 MEREGALLI MAURO	3.003	3.003
1745 METROPOLITAN LIFE INSURANCE COMPANY	8.105	8.105
1746 METROPOLITAN LIFE INSURANCE COMPANY	24.652	24.652
292 METZLER ASSET MANAGEMENT GMBH FOR MIFONDS 415	122.300	122.300
293 MG INVESTMENT FUNDS (1) MG EUROPEAN INDEX TRACKER FUND	7.809	7.809
1927 MGEN ACTION	88.926	88.926

Mediobanca S.p.A.

Assemblea ordinaria e straordinaria

28 ottobre 2021

**Esito della votazione sul punto 3.c
dell'ordine del giorno**

SCHEDA NOMINATIVO

	NUMERO DI AZIONI	
	TOTALE	CON DIRITTO DI VOTO
294 MGI FUNDS PLC	30.869	30.869
1747 MI FONDS K11	16.540	16.540
1315 MICHIGAN CATHOLIC CONFERENCE MASTER PENSION TRUST	464	464
295 MICROSOFT CORPORATION SAVINGS PLUS 401(K) PLAN	26.442	26.442
1748 MIDDEL TOWN WORKS HOURLY AND SALARIED UNION RETIREES HEALTHCARE FUND	4.006	4.006
1316 MIGROS BANK (LUX) FONDS 30	2.000	2.000
908 MINE SUPERANNUATION FUND	4.743	4.743
909 MINISTRY OF ECONOMY AND FINANCE	31.522	31.522
910 MINISTRY OF ECONOMY AND FINANCE	268.959	268.959
1492 MINOZZI ROMANO	929.100	929.100
1319 MLC INVESTMENTS, MLC LIMITED	8.957	8.957
1318 MLC INVESTMENTS, MLC LIMITED	33.006	33.006
1317 MLC INVESTMENTS, MLC LIMITED	167.367	167.367
296 MM MSCI EAFE INTERNATIONAL INDEX FUND	7.537	7.537
1593 MONETARY AUTHORITY OF MACAO	16.622	16.622
297 MONETARY AUTHORITY OF SINGAPORE	11.123	11.123
298 MORGAN STANLEY INSTITUTIONAL FUND TRUST - GLOBAL STRATEGIST PORTFOLIO	3.135	3.135
1529 MORGAN STANLEY INVESTMENT FUNDS	53	53
593 MORGAN STANLEY PATHWAY FUNDS	12.499	12.499
299 MORGAN STANLEY VARIABLE INSURANCE FUND, INC. GLOBAL STRATEGIST PORTFOLIO	390	390
911 MSCI ACWI EX-U.S. IMI INDEX FUND B2	40.401	40.401
912 MSCI EQUITY INDEX FUND B - ITALY (MSITB)	297.303	297.303
913 MSCI EUROPE EQUITY INDEX FUND B (EUROSECB)	124.406	124.406
1320 MUGUET VENTURES LLC	1.384	1.384
594 MUL-LYX FTSE IT ALL CAP PIR 2	16.432	16.432
595 MUL-LYX NET ZERO 2050 SP EUROP	9.080	9.080
596 MUL-LYX NET ZERO 2050 SP WORLD	2.905	2.905
597 MUL-LYX NET ZERO 50 SP EUROZ C	251.837	251.837
598 MUL-LYXOR MSCI WORLD CLIMATE C	2.295	2.295
300 MULTI STYLE MULTI MANAGER FUNDSPLC	132.534	132.534
599 MULTI UNITS LUX-LYXOR CORE MSC	41.818	41.818
1321 MUNICIPAL EMPLOYEES' ANNUITY AND BENEFIT FUND OF CHICAGO	1.902	1.902
914 MY-AMD GLOBAL MULTI ASSET FUND	5.589	5.589
1322 NATIONAL COUNCIL FOR SOCIAL SEC FUND	5.055	5.055
1323 NATIONAL COUNCIL FOR SOCIAL SECURITY FUND PRC	8.360	8.360
1749 NATIONAL ELEVATOR INDUSTRY PENSION PLAN	131.600	131.600
301 NATIONAL EMPLOYMENT SAVINGS TRUST	66.945	66.945
1594 NATIONAL FUNERAL TRUST	2.859	2.859
1750 NATIONAL TREASURY MANAGEMENT AGCY	2.245	2.245
915 NATIONWIDE INTERNATIONAL INDEX FUND	46.974	46.974
302 NATWEST ST JAMES'S PLACE BALANCED MANAGED UNIT TRUST	670.355	670.355
303 NATWEST ST JAMES'S PLACE GLOBALEQUITY UNIT TRUST	399.545	399.545
1324 NATWEST TRUSTEE AND DEPOSITARY SERVICES LIMITED AS TRUSTEE O	6.216	6.216
304 NATWEST TRUSTEE AND DEPOSITARY SERVICES LIMITED AS TRUSTEE OF ST. JAMES'S PLACE S	20.997	20.997
1325 NBIMC EAFE EQUITY INDEX FUND - CLASS N.	884	884
1326 NBIMC EAFE EQUITY INDEX FUND.	15.149	15.149
1327 NELKE PARTNERSHIP C/O NORTHERN TRUST COMPANY MANAGER	2.366	2.366
305 NEW AIRWAYS PENSION SCHEME	16.209	16.209
916 NEW YORK LIFE INSURANCE & ANNUITY CORPORATION	5.318	5.318
917 NEW YORK STATE COMMON RETIREMENT FUND	3.507	3.507
306 NEW YORK STATE DEFERRED COMPENSATION PLAN	6.563	6.563

Mediobanca S.p.A.

Assemblea ordinaria e straordinaria

28 ottobre 2021

Esito della votazione sul punto 3.c
dell'ordine del giorno

SCHEDA NOMINATIVO

	NUMERO DI AZIONI	
	TOTALE	CON DIRITTO DI VOTO
307 NEW YORK STATE DEFERRED COMPENSATION PLAN	9.174	9.174
310 NEW YORK STATE TEACHERS RETIREMENT SYSTEM	20.640	20.640
309 NEW YORK STATE TEACHERS RETIREMENT SYSTEM	196.888	196.888
308 NEW YORK STATE TEACHERS RETIREMENT SYSTEM	239.700	239.700
1328 NEW ZEALAND SUPERANNUATION FUND	695	695
1329 NEW ZEALAND SUPERANNUATION FUND	1.106	1.106
1330 NEWBURG NOMINEES LIMITED INVESTORSWHOLESALE GLOBAL EQUITY (INDEX) TRUST	53.005	53.005
1751 NEXTERA ENERGY DUANE ARNOLD LLC	1.404	1.404
1752 NEXTERA ENERGY DUANE ARNOLD LLC QUALIFIED DECOMMISSIONING THE DUANE ARNOLD EN	820	820
1595 NEXTERA ENERGY POINT BEACH LLC NON QUALIFIED DECOMMISSIONI NT BEACH NUCLEAR PLA	9.142	9.142
919 NFS LIMITED	21.537	21.537
918 NFS LIMITED	151.900	151.900
1873 NIF I ALLIANZ BERNSTEIN	542.622	542.622
1331 NINE MILE POINT NDT QUALIFIED PARTNERSHIP	4.900	4.900
920 NN (L) INSTITUTIONAL FCP	7.400	7.400
921 NN (L) SICAV	6.300	6.300
1530 NORDEA 1 SICAV	1.483.247	1.483.247
922 NORDEA DONATIONSMEDELSFOND	11.829	11.829
923 NORDEA EUROPEAN PASSIVE FUND	9.631	9.631
924 NORDEA GLOBAL PASSIVE FUND	22.260	22.260
1332 NORGES BANK	204.723	204.723
1334 NORTH DAKOTA STATE INVESTMENT BOARD.	19.900	19.900
1333 NORTH DAKOTA STATE INVESTMENT BOARD.	170.287	170.287
1335 NORTHERN FUNDS - INTERNATIONAL EQUITY INDEX FUND	207.130	207.130
1336 NORTHERN TRUST GLOBAL INVESTMENTS COLLECTIVE FUNDS TRUST	140.756	140.756
1337 NORTHERN TRUST GLOBAL INVESTMENTS COLLECTIVE FUNDS TRUST	229.656	229.656
1338 NORTHERN TRUST GLOBAL INVESTMENTS COLLECTIVE FUNDS TRUST	1.070.597	1.070.597
1342 NORTHERN TRUST UCITS COMMON CONTRACTUAL FUND	4.073	4.073
1344 NORTHERN TRUST UCITS COMMON CONTRACTUAL FUND	7.379	7.379
1341 NORTHERN TRUST UCITS COMMON CONTRACTUAL FUND	10.047	10.047
1340 NORTHERN TRUST UCITS COMMON CONTRACTUAL FUND	56.134	56.134
1343 NORTHERN TRUST UCITS COMMON CONTRACTUAL FUND	120.772	120.772
1339 NORTHERN TRUST UCITS COMMON CONTRACTUAL FUND	126.317	126.317
1345 NORTHERN TRUST UCITS FGR FUND	103.413	103.413
311 NORTHROP GRUMMAN CORPORATION VEBA MASTER TRUST I	4.356	4.356
312 NORTHROP GRUMMAN PENSION MASTERTRUST	124.814	124.814
1346 NOVANT HEALTH INC.	32.200	32.200
1347 NS PARTNERS GLOBAL EQUITY FUND.	5.945	5.945
1348 NS PARTNERS INTERNATIONAL EQUITY FUND	40.843	40.843
1753 NSP MINNESOTA PRAIRIE 2 RETAIL QUALIFIED TRUST	4.949	4.949
1754 NSP MINNESOTA PRAIRIE I RETAIL QUALIFIED TRUST	4.008	4.008
1755 NSPMONTICELLO MINNESOTA RETAIL QUALIFIED TRUST	9.348	9.348
1349 NT WORLD GREEN TRANSITION INDEX FUND	583	583
1350 NTGI-QM COMMON DAILY ALL COUNTRY WORLD EX-US INVESTABLE MARKET INDEX FUND - NON	19.291	19.291
1351 NTGI-QM COMMON DAILY EAFE INDEX FUND - LENDING	33.415	33.415
1352 NTGI-QM COMMON DAILY EAFE INDEX FUND - NON LENDING	97.034	97.034
925 NVIT INTERNATIONAL INDEX FUND	72.175	72.175
1353 O'BRIEN FAMILY TRUST OF 2001 UAD 04/10/01 DENNIS O'BRIEN & GLORIA O'BRIEN TTEES	1.917	1.917
600 OFI FINANCIAL INVES-RS EURO EQ	63.105	63.105
1354 OMEGA FFIP LIMITED PARTNERSHIP.	1.859	1.859
926 ONEPATH GLOBAL SHARES - LARGE CAP (UNHEDGED) INDEXPOOL	60.483	60.483

Mediobanca S.p.A.

Assemblea ordinaria e straordinaria

28 ottobre 2021

Esito della votazione sul punto 3.c
dell'ordine del giorno

SCHEDA NOMINATIVO

	NUMERO DI AZIONI	
	TOTALE	CON DIRITTO DI VOTO
314 ONTARIO POWER GENERATION INC .	61.664	61.664
315 ONTARIO POWER GENERATION INC .	122.568	122.568
316 OPENWORLD PUBLIC LIMITED COMPANY	766	766
1355 OPSEU PENSION PLAN TRUST FUND	46.846	46.846
1356 ORIZABA LP	14.048	14.048
1756 OVERSEAS FUND	24.720	24.720
1357 P3-EQ LLC	3.117	3.117
1757 PACIFIC GAS AND ELECTRIC COMPANY NUCLEAR FACILITIES QUALIFIE	12.265	12.265
1758 PANAGORA GROUP TRUST	6.293	6.293
1759 PENN SERIES DEVELOPED INTERNATIONAL INDEX FUND	3.828	3.828
927 PENSION INTERNATIONAL EQUITY TACTICAL SMART BETA MOTHER FUND	1.311	1.311
1760 PENSION RESERVES INVESTMENT TRUST FUND	112.800	112.800
320 PEOPLE S BANK OF CHINA	11.136	11.136
318 PEOPLE S BANK OF CHINA	81.511	81.511
317 PEOPLE S BANK OF CHINA	94.223	94.223
319 PEOPLE S BANK OF CHINA	115.787	115.787
321 PEOPLE'S BANK OF CHINA	7.897	7.897
1358 PERMANENT FUND INVESTMENTS LLC	17.113	17.113
929 PERTUBUHAN KESELAMATAN SOSIAL	11.555	11.555
928 PERTUBUHAN KESELAMATAN SOSIAL	21.640	21.640
601 PGIM ETF TRUST - PGIM QMA STRA	8.314	8.314
1761 PGIM QMA INTERNATIONAL DEVELOPED MARKETS INDEX FUND	2.856	2.856
930 PHILADELPHIA GAS WORKS PENSION PLAN	1.661	1.661
931 PICTET - QUEST EUROPE SUSTAINABLE EQUITIES	716.024	716.024
932 PICTET CH - GLOBAL EQUITIES	6.968	6.968
933 PICTET CH INSTITUTIONAL - EUROPEAN EX SWISS EQUITIES TRACKER	3.869	3.869
934 PICTET CH INSTITUTIONAL - EUROPEAN EX SWISS EQUITIES TRACKER	15.410	15.410
935 PICTET CH INSTITUTIONAL - EUROPEAN EX SWISS EQUITIES TRACKER EX SL	25.345	25.345
936 PICTET CH INSTITUTIONAL - WORLD EX SWISS EQUITIES TRACKER	7.441	7.441
937 PICTET CH INSTITUTIONAL - WORLD EX SWISS EQUITIES TRACKER US TE	7.441	7.441
938 PICTET CH INSTITUTIONAL-WORLD EX SWISS EQUITIES TRACKER US TE EX SL	3.745	3.745
939 PICTET-EUROLAND INDEX	49.845	49.845
940 PICTET-EUROPE INDEX	73.256	73.256
941 PIR EQUITY AXA ASSICURAZIONI	60.000	60.000
943 PK CSG WORLD EQUITY CREDIT SUISSE FUNDS AG	3.836	3.836
942 PK CSG WORLD EQUITY CREDIT SUISSE FUNDS AG	10.035	10.035
1359 PLEIADES TRUST	29.039	29.039
1360 POINT72 LONDON INVESTMENTS LTD. C/O WALKERS CORPORATE LIMITED CAYMAN	183.217	183.217
1762 POOL REINSURANCE CO LTD	10.543	10.543
1361 PRAMERICA FLEXIBLE TRILOGY PRAMERICA SGR S.P.A.	4.215	4.215
1362 PRAMERICA SGR S.P.A. PRAMERICA MITO 50 (MULTIASSET ITALIAN OPPORTUNITIES 50)	92.066	92.066
1363 PRAMERICA SICAV - GLOBAL EQUITY	12.833	12.833
1364 PRAMERICA TR MEGATREND II PRAMERICA SGR S.P.A.	4.956	4.956
1365 PRAMERICA TR MEGATREND II PRAMERICA SGR S.P.A.	19.893	19.893
944 PRAXIS INTERNATIONAL INDEX FUND	29.677	29.677
1366 PREMIER MITON EUROPEAN EQUITY INCOME FUND	11.272	11.272
1367 PRESBYTERIAN CHURCH (USA) FOUNDATION	12.906	12.906
945 PREVOYANCE NE FUND PREVOYANCE NE GLOBAL ASSETS CREDIT SUISSE FUNDS AG	5.433	5.433
322 PRINCIPAL EXCHANGE-TRADED FUNDS-PRINCIPAL INTERNATIONAL ADAPTIVE MULTI-FACTOR E1	4.554	4.554
1763 PRINCIPAL FUNDS INC GLOBAL DIVERSIFIED INCOME FUND	173.309	173.309
324 PRINCIPAL GLOBAL INVESTORS COLLECTIVE INVESTMENT TRUST	135.474	135.474

Mediobanca S.p.A.

Assemblea ordinaria e straordinaria

28 ottobre 2021

Esito della votazione sul punto 3.c
dell'ordine del giorno

SCHEDA NOMINATIVO

	NUMERO DI AZIONI	
	TOTALE	CON DIRITTO DI VOTO
323 PRINCIPAL GLOBAL INVESTORS COLLECTIVE INVESTMENT TRUST	5.136.501	5.136.501
325 PRINCIPAL INTERNATIONAL MULTIFACTOR ETF	4.729	4.729
327 PRINCIPAL LIFE INSURANCE COMPANY	1.106.549	1.106.549
326 PRINCIPAL LIFE INSURANCE COMPANY	2.096.002	2.096.002
1368 PRINCIPAL MPF EUROPEAN EQUITY FUND	95.315	95.315
1370 PRINCIPAL TRUST COMPANY ASIA LIMITED	16.463	16.463
1369 PRINCIPAL TRUST COMPANY ASIA LIMITED	328.120	328.120
1764 PRINCIPAL VARIABLE CONTRACTS FUNDS INC DIVERSIFIED INTE	200.279	200.279
1371 PRIVATE CLIENT GLOBAL EQUITY PORTFOLIO	767.672	767.672
1874 PRIVILEGE - JP MORGAN PAN EUROPEAN FLEXIBLE EQUITY	26.743	26.743
1372 PRO-GEN INVESTMENTS LLC	411	411
946 PRUDENTIAL PENSIONS LIMITED	5.262	5.262
947 PRUDENTIAL PENSIONS LIMITED	6.738	6.738
329 PRUDENTIAL RETIREMENT INSURANCE ANNUITY COMPANY	24.981	24.981
328 PRUDENTIAL RETIREMENT INSURANCE ANNUITY COMPANY	52.700	52.700
330 PUBLIC AUTHORITY FOR SOCIAL INSURANCE	4.020	4.020
1765 PUBLIC EMPLOYEE RETIREMENT SYSTEM OF IDAHO	28.686	28.686
1373 PUBLIC EMPLOYEES RETIREMENT ASSOCIATION OF COLORADO	159.524	159.524
1767 PUBLIC EMPLOYEES RETIREMENT ASSOCIATION OF NEW MEXICO	1	1
1766 PUBLIC EMPLOYEES RETIREMENT ASSOCIATION OF NEW MEXICO	199	199
1768 PUBLIC EMPLOYEES RETIREMENT SYSTEM OF MISSISSIPPI	1	1
1770 PUBLIC EMPLOYEES RETIREMENT SYSTEM OF MISSISSIPPI	2.003	2.003
1769 PUBLIC EMPLOYEES RETIREMENT SYSTEM OF MISSISSIPPI	175.928	175.928
1771 PUBLIC EMPLOYEES RETIREMENT SYSTEM OF NEVADA	164.819	164.819
1772 PUBLIC EMPLOYEES RETIREMENT SYSTEM OF NEVADA	169.230	169.230
1597 PUBLIC EMPLOYEES RETIREMENT SYSTEM OF OHIO	36.778	36.778
1598 PUBLIC EMPLOYEES RETIREMENT SYSTEM OF OHIO	46.627	46.627
1596 PUBLIC EMPLOYEES RETIREMENT SYSTEM OF OHIO	411.700	411.700
1374 PUBLIC SECTOR PENSION INVESTMENT BOARD	256	256
1375 PUBLIC SECTOR PENSION INVESTMENT BOARD	281.816	281.816
948 PUTM AUTHORISED CONTRACTUAL SCHEME - PUTM ACS EUROPEAN EX UK FUND	1.359.190	1.359.190
949 PUTM EUROPEAN UNIT TRUST	20.136	20.136
1377 QIC INTERNATIONAL EQUITIES FUND	4.400	4.400
1376 QIC INTERNATIONAL EQUITIES FUND	11.991	11.991
1378 QIC LISTED EQUITIES FUND	19.948	19.948
1379 QSUPER	14.012	14.012
1773 QUALITY EDUCATION FUND	1.245	1.245
1928 QUERCUS	204.590	204.590
1380 R.E. GINNA NUCLEAR POWER PLANT QUALIFIED FUND	2.500	2.500
1774 RAYTHEON TECHNOLOGIES CORPORATION MASTER RETIREMENT TRUST	19.522	19.522
1381 RBC O'SHAUGHNESSY INTERNATIONAL EQUITY FUND	7.535	7.535
1382 RBC QUANT EAFE EQUITY LEADERS ETF	689	689
1383 RDM LIQUID LLC	24.005	24.005
950 REASSURE LIMITED	3.583	3.583
952 REASSURE LIMITED	16.464	16.464
951 REASSURE LIMITED	213.335	213.335
953 REED ELSEVIER PENSION SCHEME	84.425	84.425
331 REGIME DE RENTES DU MOUVEMENT DESJARDINS	5.276	5.276
332 RENAISSANCE GLOBAL EQUITY PRIVATE POOL	2.966	2.966
333 RENAISSANCE INTERNATIONAL EQUITY PRIVATE POOL	29.396	29.396
334 RETAIL EMPLOYEES SUPERANNUATIONTRUST	21.763	21.763

Mediobanca S.p.A.

Assemblea ordinaria e straordinaria

28 ottobre 2021

**Esito della votazione sul punto 3.c
dell'ordine del giorno**

SCHEDA NOMINATIVO

	NUMERO DI AZIONI	
	TOTALE	CON DIRITTO DI VOTO
1775 RETIREMENT BENEFITS INVESTMENT FUND	5.268	5.268
335 RHUMBLINE INTERNATIONAL POOLED INDEX TRUST	12.028	12.028
336 RHUMBLINE LOW CARBON INDEX FUNDLLC	16.579	16.579
1599 ROBINSON UNIT 2 QUALIFIED NUCLEAR DECOMMISSIONING FUND	3.063	3.063
337 ROCHE U.S. RETIREMENT PLANS MASTER TRUST	222.400	222.400
1930 ROPS EURO P	79.423	79.423
1931 ROPS-SMART INDEX EURO	76.211	76.211
1384 ROSEDENE LLC	3.861	3.861
338 ROYAL LONDON ASSET MANAGEMENT BOND FUNDS PLC	20.049	20.049
954 ROYAL LONDON EQUITY FUNDS ICVC	114.561	114.561
955 ROYAL LONDON EQUITY FUNDS ICVC	804.300	804.300
956 ROYAL LONDON GROUP PENSION SCHEME	240	240
4 RUBR. 10019 SERVIZIO ITALIA SPA	10.200.000	10.200.000
339 RUSSELL INVESTMENT COMPANY MULTIFACTOR INTERNATIONAL EQUITY FUND	23.764	23.764
340 RUSSELL INVESTMENT COMPANY TAXMANAGED INTERNATIONAL EQUITY FUND	19.127	19.127
341 RUSSELL INVESTMENTS LOW CARBON GLOBAL SHARES FUND	12.295	12.295
342 RUSSELL INVESTMENTS MULTIASSET FACTOR EXPOSURE FUND	27.252	27.252
343 RUSSELL INVESTMENTS MULTIFACTORINTERNATIONAL EQUITY POOL	3.111	3.111
1385 S. ROBSON WALTON 1999 CHILDRENS TRUST	1.415	1.415
1386 S. ROBSON WALTON 2009 GRAT NO. 4 ARTICLE II TRUST	767	767
1387 S. ROBSON WALTON 2010 TRUST	3.702	3.702
1493 S.M.I.L. SRL	622.650	622.650
957 SABADELL EUROACCION, FI	97.635	97.635
958 SABADELL EUROPA BOLSA, FI	144.200	144.200
959 SABADELL INVERSION ETICA Y SOLIDARIA, FI	23.433	23.433
960 SABADELL PLANIFICACION 25, FI	13.730	13.730
961 SABADELL PLANIFICACION 50, FI	4.058	4.058
344 SACRAMENTO COUNTY EMPLOYEES RETIREMENT SYSTEM	192.000	192.000
1932 SAKKARAH 7	25.998	25.998
1388 SALIX LLC	19.663	19.663
1389 SAMSUNG GLOBAL CORE EQUITY FUND	1.916	1.916
1600 SAN DIEGO COUNTY EMPLOYEES RETIREMENT ASSOCIATION	5.854	5.854
1390 SANFORD C. BERNSTEIN & CO DBT INTERNATIONAL VALUE	88.447	88.447
1391 SANFORD C. BERNSTEIN AND CO DBT TAX MANAGED INTERNATIONAL BLEND SERIES	32.252	32.252
962 SANLAM UNIVERSAL FUNDS PLC	3.969	3.969
964 SAS TRUSTEE CORPORATION POOLED FUND	16.716	16.716
963 SAS TRUSTEE CORPORATION POOLED FUND	18.522	18.522
1777 SAUDI ARABIAN MONETARY AUTHORITY	1.927	1.927
965 SBC MASTER PENSION TRUST	13.479	13.479
966 SBC MASTER PENSION TRUST	24.844	24.844
1494 SCHEMATRENTATRE S.P.A.	18.625.029	18.625.029
967 SCHRODER INTERNATIONAL MULTI-CAP EQUITY TRUST	361.770	361.770
1531 SCHRODER INTERNATIONAL SELECTION FUND	419.271	419.271
968 SCHWAB FUNDAMENTAL INTERNATIONAL LARGE COMPANY INDEX FUND	44.067	44.067
345 SCHWAB FUNDAMENTAL INTERNATIONAL LARGE COMPANY INDEX ETF	221.395	221.395
346 SCHWAB INTERNATIONAL EQUITY ETF	936.771	936.771
969 SCHWAB INTERNATIONAL INDEX FUND	313.320	313.320
347 SCOTIA INTERNATIONAL EQUITY INDEX TRACKER ETF	5.132	5.132
348 SCOTTISH WIDOWS INVESTMENT SOLUTIONS FUNDS ICVC- EUROPEAN (EX UK) EQUITY FUND	102.671	102.671
1392 SDA INTL EQUITY INDEX FD-WORLD	17.567	17.567
970 SDK K3 FONDS	9.500	9.500

Mediobanca S.p.A.

Assemblea ordinaria e straordinaria

28 ottobre 2021

**Esito della votazione sul punto 3.c
dell'ordine del giorno**

SCHEDA NOMINATIVO

	NUMERO DI AZIONI	
	TOTALE	CON DIRITTO DI VOTO
349 SEASONS SERIES TRUST SA MULTI-MANAGED INTERNATIONAL EQUITY PORTF	4.560	4.560
1875 SEEYOND EUROPE MARKET NEUTRAL	1.891	1.891
615 SEI GLOBAL MASTER FUND PLC	7.306	7.306
971 SEI INSTITUTIONAL INVESTMENTS TRUST - WORLD EQUITY EX-US FUND	2.784.930	2.784.930
350 SELFFINANCING POSTSECONDARY EDUCATION FUND	406	406
1778 SEMPRA ENERGY PENSION MASTER TRUST	13.594	13.594
1393 SENTINEL INTERNATIONAL TRUST	7.586	7.586
1495 SERECO RE S.A.	2.861.250	2.861.250
351 SERVICES GROUP OF AMERICA INC	26.036	26.036
1779 SEVENTH SWEDISH NATIONAL PENSION FUND AP7 EQUITY FUND	17.773	17.773
616 SG ACTIONS EURO SELECTION	430.233	430.233
617 SG ACTIONS EURO SMALL CAP	55.438	55.438
618 SG ACTIONS EUROPE LARGE CAP	242	242
619 SG ACTIONS MONDE	19.914	19.914
1601 SHELL CANADA 2007 PENSION PLAN	3.996	3.996
1602 SHELL CANADA 2007 PENSION PLAN 400	3.321	3.321
1603 SHELL NEDERLAND PENSIOENFONDS STICHTING	2.337	2.337
1781 SHELL PENSION TRUST	8.609	8.609
1780 SHELL PENSION TRUST	14.108	14.108
972 SHELL PENSIONS TRUST LIMITED AS TRUSTEE OF SHELL CONTRIBUTORY PENSION FUND	9.258	9.258
973 SHELL TRUST (BERMUDA) LIMITED AS TRUSTEE OF THE SHELL INTERNATIONAL PENSION FUND	3.085	3.085
974 SHELL TRUST (BERMUDA) LTD AS TRUSTEE OF THE SHELL OVERSEAS CONTRIBUTORY PENSION	5.274	5.274
1782 SHERIFFS PENSION AND RELIEF FUND	34.885	34.885
1394 SHIMODA HOLDINGS LLC	239	239
975 SHINKO GLOBAL EQUITY INDEX MOTHER FUND	225	225
976 SICAV GEFIP DYNAMIQUE	309.000	309.000
1783 SIEMENS BALANCED	13.493	13.493
1784 SIEMENS EMU EQUITIES	33.129	33.129
977 SIEMENS-FONDS SIEMENS-RENTE	107.145	107.145
620 SILVER AMUNDI EURO EQUITY	257.709	257.709
1395 SILVER GROWTH FUND LP	5.154	5.154
978 SINGLE SELECT PLATFORM	212.407	212.407
1496 SINPAR - SOCIETA' DI INVESTIMENTI E PARTECIPAZIONI SPA	3.582.213	3.582.213
979 SIX CIRCLES INTERNATIONAL UNCONSTRAINED EQUITY FUND	113.168	113.168
980 SIX CIRCLES INTERNATIONAL UNCONSTRAINED EQUITY FUND	680.697	680.697
981 SIX CIRCLES MANAGED EQUITY PORTFOLIO INTERNATIONAL UNCONSTRAINED FUND	183.475	183.475
1396 SLW PORTFOLIO LLC	4.076	4.076
352 SMEAD INTERNATIONAL VALUE FUND LP	10.441	10.441
1397 SOCIALLY RESPONSIBLE DEVELOPED MARKETS FUNDAMENTAL INDEX CTF	729	729
622 SOGECAP ACTIONS - MID CAP	914.631	914.631
623 SOGECAP AP LOW CARBON	19.426	19.426
353 SOJECCI II LTEE	12.600	12.600
1785 SOUTHERN CALIFORNIA EDISON COMPANY NUCLEAR FACILITIES QUALI ONING MASTER TRUST	12.600	12.600
1497 SPAFID FIDUCIANTE N. 173500	269.850	269.850
1498 SPAFID FIDUCIANTE N. 178602	63.000	63.000
1503 SPAFID FIDUCIANTE N. 198104	71.596	71.596
1504 SPAFID FIDUCIANTE N. 198109	278.250	278.250
1507 SPAFID FIDUCIANTE N. 223600 - 223700	450.000	450.000
1398 SPARTAN GROUP TRUST FOR EMPLOYEE BENEFIT PLANS.	335.812	335.812
1786 SPARTAN INTERNATIONAL INDEX FUND	1.410.473	1.410.473
354 SPDR MSCI ACWI EXUS ETF	63.948	63.948

Mediobanca S.p.A.

Assemblea ordinaria e straordinaria

28 ottobre 2021

Esito della votazione sul punto 3.c
dell'ordine del giorno

SCHEDA NOMINATIVO

	NUMERO DI AZIONI	
	TOTALE	CON DIRITTO DI VOTO
355 SPDR MSCI ACWI LOW CARBON TARGET ETF	1.562	1.562
356 SPDR MSCI EAFE FOSSIL FUEL RESERVES FREE ETF	9.551	9.551
357 SPDR MSCI EAFE STRATEGICFACTORSETF	20.001	20.001
358 SPDR MSCI WORLD QUALITY MIX FUND LEVEL 15	190	190
359 SPDR MSCI WORLD STRATEGICFACTORS ETF	987	987
360 SPDR PORTFOLIO DEVELOPED WORLD EXUS ETF	207.410	207.410
361 SPDR PORTFOLIO EUROPE ETF	15.279	15.279
362 SPDR SP WORLD EX AUSTRALIA FUND	2.157	2.157
986 SPP AKTIEFOND EUROPA	60.331	60.331
987 SPP AKTIEFOND GLOBAL	237	237
988 SPP EUROPA PLUS	633	633
989 SPP GENERATION 50-TAL	749	749
1399 SPRINT MASTER TRUST.	5.214	5.214
363 SSB FTSE RAFI DEVELOPED 1000 INDEX NONLENDING COMMON TRUST FUND	8.196	8.196
364 SSB MSCI ACWI EX USA IMI SCREENED NONLENDING COMMON TRUST FUND	10.043	10.043
365 SSB MSCI EUROPE SCREENED INDEX NONLENDING COMMON TRUST FUND	43.719	43.719
366 SSB MSCI ITALY INDEX SECURITIESLENDING COMMON TRUST FUND	515.076	515.076
367 SSGA MSCI ACWI EX-USA INDEX NON-LENDING DAILY TRUST	3.559	3.559
369 SSGA SPDR ETFS EUROPE I PUBLIC LIMITED COMPANY	13.384	13.384
368 SSGA SPDR ETFS EUROPE I PUBLIC LIMITED COMPANY	21.093	21.093
370 SSGA SPDR ETFS EUROPE I PUBLIC LIMITED COMPANY	30.511	30.511
373 SSGA SPDR ETFS EUROPE II PUBLICLIMITED COMPANY	1.222	1.222
371 SSGA SPDR ETFS EUROPE II PUBLICLIMITED COMPANY	1.422	1.422
374 SSGA SPDR ETFS EUROPE II PUBLICLIMITED COMPANY	5.398	5.398
372 SSGA SPDR ETFS EUROPE II PUBLICLIMITED COMPANY	40.993	40.993
375 SST GLOB ADV TAX EXEMPT RETIREMENT PLANS	31.756	31.756
376 SST GLOB ADV TAX EXEMPT RETIREMENT PLANS	71.538	71.538
377 SST GLOB ADV TAX EXEMPT RETIREMENT PLANS	242.743	242.743
379 SST GLOB ADV TAX EXEMPT RETIREMENT PLANS	914.060	914.060
378 SST GLOB ADV TAX EXEMPT RETIREMENT PLANS	1.090.782	1.090.782
1604 STANDARD BANK OF SOUTH AFRICA LTD	4.987	4.987
1787 STANDARD LIFE INVESTMENTS GLOBAL	25.377	25.377
1400 STANISLAUS COUNTY EMPLOYEES' RETIREMENT ASSOCIATION 832	21.003	21.003
1933 STAR PASTEUR	20.989	20.989
380 STATE OF ALASKA RETIREMENT AND BENEFITS PLANS	118.544	118.544
1401 STATE OF IDAHO ENDOWMENT FUND INVESTMENT BOARD	41.725	41.725
381 STATE OF MINNESOTA	243.476	243.476
382 STATE OF NEW JERSEY COMMON PENSION FUND D	332.096	332.096
990 STATE OF NEW MEXICO STATE INVESTMENT COUNCIL	20.500	20.500
991 STATE OF NEW MEXICO STATE INVESTMENT COUNCIL	32.312	32.312
992 STATE OF NEW MEXICO STATE INVESTMENT COUNCIL	389.100	389.100
1788 STATE OF WISCONSIN INVESTMENT BOARD	1	1
1789 STATE OF WISCONSIN INVESTMENT BOARD	1	1
1790 STATE OF WISCONSIN INVESTMENT BOARD	1	1
1791 STATE OF WISCONSIN INVESTMENT BOARD	1	1
1792 STATE OF WISCONSIN INVESTMENT BOARD	1	1
993 STATE OF WYOMING	28.691	28.691
383 STATE STREET CCF	9.261	9.261
1402 STATE STREET GLOBAL ADVISORS GROSS ROLL UP UNIT TRUST	17.685	17.685
385 STATE STREET GLOBAL ADVISORS LUXEMBOURG SICAV	2.402	2.402
384 STATE STREET GLOBAL ADVISORS LUXEMBOURG SICAV	3.892	3.892

Mediobanca S.p.A.

Assemblea ordinaria e straordinaria

28 ottobre 2021

**Esito della votazione sul punto 3.c
dell'ordine del giorno**

SCHEDA NOMINATIVO

	NUMERO DI AZIONI	
	TOTALE	CON DIRITTO DI VOTO
390 STATE STREET GLOBAL ADVISORS LUXEMBOURG SICAV	8.022	8.022
387 STATE STREET GLOBAL ADVISORS LUXEMBOURG SICAV	48.766	48.766
389 STATE STREET GLOBAL ADVISORS LUXEMBOURG SICAV	58.402	58.402
388 STATE STREET GLOBAL ADVISORS LUXEMBOURG SICAV	62.780	62.780
386 STATE STREET GLOBAL ADVISORS LUXEMBOURG SICAV	78.009	78.009
391 STATE STREET GLOBAL ALL CAP EQUITY EXUS INDEX PORTFOLIO	77.174	77.174
392 STATE STREET GLOBAL INDEX PLUS TRUST	3.259	3.259
393 STATE STREET INTERNATIONAL DEVELOPED EQUITY INDEX PORTFOLIO	157.610	157.610
394 STATE STREET INTERNATIONAL EQUITIES INDEX TRUST LEVEL 15	13.838	13.838
396 STATE STREET IRELAND UNIT TRUST	587	587
395 STATE STREET IRELAND UNIT TRUST	7.476	7.476
397 STATE STREET TOTAL RETURN VIS FUND	8.321	8.321
398 STATE STREET WORLD ENHANCED SECURITIES LENDING COMMON TRUST FUND	25.079	25.079
1403 STATE TEACHERS RETIREMENT SYSTEM OF OHIO	1.457.550	1.457.550
994 STELLAR INSURANCE, LTD.	2.611	2.611
995 STERLING CAPITAL BEHAVIORAL INTERNATIONAL EQUITY FUND	67.550	67.550
1404 STEUART L. WALTON FAMILY TRUST UAD 3/19/13	1.446	1.446
1605 STEWARDSHIP FOUNDATION-WYRF4889002	1.119	1.119
996 STICHTING AHOLD DELHAIZE PENSIOEN	54.021	54.021
1405 STICHTING BEDRIJFSTAKPENSIOENFONDS VOOR DE DETAILHANDEL	186.371	186.371
1606 STICHTING BEDRIJFSTAKPENSIOENFONDS VOOR DE MEUBELI NDUSTRIE EN MEUBILERINGSBEC	51.086	51.086
1406 STICHTING BEDRIJFSTAKPENSIOENFONDS VOOR HET LEVENSMIDDELENBEDIJF	20.113	20.113
1407 STICHTING BEDRIJFSTAKPENSIOENFONDS VOOR HET SCHOONMAAK EN GL.	29.532	29.532
1408 STICHTING BEDRIJFSTAKPENSIOENFONDS ZORGVERZEKERAAARS..	46.390	46.390
1609 STICHTING DEPOSITARY APG DEVELOPED MARKETS EQUITY POOL	31.146	31.146
1607 STICHTING DEPOSITARY APG DEVELOPED MARKETS EQUITY POOL	56.357	56.357
1608 STICHTING DEPOSITARY APG DEVELOPED MARKETS EQUITY POOL	325.572	325.572
1410 STICHTING HEINEKEN PENSIOENFONDS	13.362	13.362
399 STICHTING ING CDC PENSIOENFONDS	9.880	9.880
400 STICHTING NN CDC PENSIOENFONDS	1.730	1.730
1793 STICHTING PENSIOENFONDS HORECA AND CATERING	195.661	195.661
1411 STICHTING PENSIOENFONDS ING..	54.740	54.740
997 STICHTING PENSIOENFONDS MEDISCH SPECIALISTEN	459.980	459.980
1610 STICHTING PENSIOENFONDS NOTARIAAT	13.282	13.282
1413 STICHTING PENSIOENFONDS PGB	140.888	140.888
1412 STICHTING PENSIOENFONDS PGB	147.700	147.700
1414 STICHTING PENSIOENFONDS PGB	312.724	312.724
998 STICHTING PENSIOENFONDS PROVISUM	2.658	2.658
1794 STICHTING PENSIOENFONDS RAIL AND OPENBAAR VERVOER	15.489	15.489
1415 STICHTING PENSIOENFONDS SAGITTARIUS	16.543	16.543
1417 STICHTING PGGM DEPOSITARY	184.850	184.850
1416 STICHTING PGGM DEPOSITARY	200.331	200.331
401 STICHTING PHILIPS PENSIOENFONDS	39.860	39.860
1795 STICHTING RABOBANK PENSIOENFONDS	5.927	5.927
999 STICHTING SHELL PENSIOENFONDS	2.361	2.361
1000 STOREBRAND LIVSFORSIKRING AS	5.139	5.139
1001 STRATEGIC INTERNATIONAL EQUITY FUND	24.160	24.160
1611 SUBSIDIZED SCHOOLS PROVIDENT FUND	6.404	6.404
1002 SUE ANN ARNALL	7.247	7.247
402 SUN CHEMICAL LIMITED PENSION SCHEME	1.810	1.810
403 SUNAMERICA SERIES TRUST - SA INTERNATIONAL INDEX PORTFOLIO	23.873	23.873

Mediobanca S.p.A.

Assemblea ordinaria e straordinaria

28 ottobre 2021

**Esito della votazione sul punto 3.c
dell'ordine del giorno**

SCHEDA NOMINATIVO

	NUMERO DI AZIONI	
	TOTALE	CON DIRITTO DI VOTO
404 SUNAMERICA SERIES TRUST SA BLACKROCK VCP GLOBAL MULTI ASSET PORT	12.809	12.809
405 SUNAMERICA SERIES TRUST SA JPM DIVERSIFIED BALANCED PORTFOLIO	1.102	1.102
406 SUNSUPER SUPERANNUATION FUND	66.433	66.433
1418 SUPERANNUATION FUNDS MANAGEMENT CORPORATION OF SOUTH AUSTRAL	5.145	5.145
407 SYMMETRY LOW VOLATILITY FUND	1	1
1532 T. ROWE PRICE FUNDS SICAV	16	16
1003 T. ROWE PRICE INTERNATIONAL EQUITY INDEX FUND	27.943	27.943
1004 T. ROWE PRICE INTERNATIONAL EQUITY INDEX TRUST	24.505	24.505
1612 TACS NON US EQUITY CORE MARKET CONTINUOUS LLC	16.678	16.678
408 TAIWAN MST CUST FRANKLIN TEMPLETON SINOAM MULTIASSET INCOME	379	379
409 TALCOTT RESOLUTION LIFE INSURANCE COMPANY	5.659	5.659
410 TANGERINE BALANCED GROWTH PORTFOLIO	10.272	10.272
411 TANGERINE BALANCED INCOME PORTFOLIO	1.622	1.622
412 TANGERINE BALANCED PORTFOLIO	9.345	9.345
413 TANGERINE EQUITY GROWTH PORTFOLIO	13.032	13.032
1005 TCORPIM DEVELOPED MARKETS EQUITIES (HEDGED) FUND	14.027	14.027
1006 TCORPIM DEVELOPED MARKETS EQUITIES (SOVEREIGN INVESTOR - HEDGED) FUND	56.561	56.561
414 TD EMERALD INTERNATIONAL EQUITYINDEX FUND	138.301	138.301
415 TD EUROPEAN INDEX FUND .	3.912	3.912
416 TD INTERNATIONAL EQUITY INDEX ETF	33.571	33.571
417 TD MORNINGSTAR ESG INTERNATIONAL EQUITY INDEX ETF	1.247	1.247
420 TEACHER RETIREMENT SYSTEM OF TEXAS	116	116
419 TEACHER RETIREMENT SYSTEM OF TEXAS	346	346
418 TEACHER RETIREMENT SYSTEM OF TEXAS	920	920
1007 TEACHERS RETIREMENT SYSTEM OF GEORGIA	405.747	405.747
1796 TEACHERS RETIREMENT SYSTEM OF LOUISIANA	1	1
1419 TEACHERS' RETIREMENT SYSTEM OF OKLAHOMA	194.646	194.646
422 TEACHERS' RETIREMENT SYSTEM OF THE STATE OF ILLINOIS	79.268	79.268
421 TEACHERS' RETIREMENT SYSTEM OF THE STATE OF ILLINOIS	540.200	540.200
1008 TELSTRA SUPERANNUATION SCHEME	20.368	20.368
1797 TEXAS EDUCATION AGCY	132.421	132.421
1798 TEXAS EDUCATION AGENCY	10.585	10.585
1799 THE AMERICAN UNIVERSITY IN CAIRO	5.616	5.616
423 THE ARROWSTREET COMMON CONTRACTUAL FUND	9.174	9.174
1420 THE AVI CHAI FOUNDATION	6.130	6.130
425 THE BANK OF KOREA	2.337	2.337
426 THE BANK OF KOREA	21.899	21.899
424 THE BANK OF KOREA	23.160	23.160
427 THE BANK OF KOREA	31.851	31.851
1614 THE BANK OF NEW YORK MELLON EMPLOYEE BENEFIT COLLECTIVE INV	50.497	50.497
1613 THE BANK OF NEW YORK MELLON EMPLOYEE BENEFIT COLLECTIVE INV	92.847	92.847
1615 THE BANK OF NEW YORK MELLON INTERNATIONAL LIMITED	948.405	948.405
1800 THE BANK OF NEW YORK MELLON INTERNATIONAL LIMITED AS TRUS PED WORLD FOSSIL FUEL	367	367
1009 THE BARCLAYS BANK UK RETIREMENT FUND	1.865	1.865
1421 THE BOARD OF THE PENSION PROTECTION FUND RENAISSANCE	5.447	5.447
1422 THE BOARD OF THE PENSION PROTECTION FUND RENAISSANCE	22.353	22.353
1423 THE CHERYL D DUFFIELD TRUST UAD 09/12/96 CHERYL D DUFFIELD TTEE	2.064	2.064
1424 THE DAVID A DUFFIELD TRUST UAD 07/14/88	4.414	4.414
1425 THE DFA INTERNATIONAL VALUE SERIESA	261.028	261.028
1426 THE ENDEAVOUR II FUND.	2.170	2.170
1616 THE HARTFORD RETIREMENT PLAN TRUST FOR US EMPLOYEES	3.966	3.966

Mediobanca S.p.A.

Assemblea ordinaria e straordinaria

28 ottobre 2021

Esito della votazione sul punto 3.c
dell'ordine del giorno

SCHEDA NOMINATIVO

	NUMERO DI AZIONI	
	TOTALE	CON DIRITTO DI VOTO
1429 THE HIGHCLERE INTERNATIONAL INVESTORS SMID FUND	2.115.562	2.115.562
1801 THE HKSAR GOVERNMENT SCHOLARSHIP FUND	347	347
1011 THE LABOUR UNION CO-OPERATIVE RETIREMENT FUND	3.252	3.252
1010 THE LABOUR UNION CO-OPERATIVE RETIREMENT FUND	7.481	7.481
428 THE MASTER TRUST BANK OF JAPAN LTD RE: HITACHI FOREIGN EQUITY INDEX MOTHER FUND	10.676	10.676
1012 THE MASTER TRUST BANK OF JAPAN LTD. RE: MANULIFE INTERNATIONAL EQUITY INDEX MOTHE	1.677	1.677
1013 THE MASTER TRUST BANK OF JAPAN, LTD. AS TRUSTEE FOR MTBJ400045828	346.037	346.037
1014 THE MASTER TRUST BANK OF JAPAN, LTD. AS TRUSTEE FOR MTBJ400045832	91.521	91.521
1015 THE MASTER TRUST BANK OF JAPAN, LTD. AS TRUSTEE FOR MTBJ400045872	235.686	235.686
1016 THE MASTER TRUST BANK OF JAPAN, LTD. AS TRUSTEE FOR ORGANIZATION FOR WORKERS' R	14.218	14.218
1018 THE MASTER TRUST BANK OF JAPAN, LTD. AS TRUSTEE FOR FEDERATION OF NATIONAL PUBLIC	12.375	12.375
1017 THE MASTER TRUST BANK OF JAPAN, LTD. AS TRUSTEE FOR FEDERATION OF NATIONAL PUBLIC	33.750	33.750
1019 THE MASTER TRUST BANK OF JAPAN, LTD. AS TRUSTEE FOR MTBJ400045829	790.757	790.757
1020 THE MASTER TRUST BANK OF JAPAN, LTD. AS TRUSTEE FOR MUTB400045792	288.453	288.453
1021 THE MASTER TRUST BANK OF JAPAN, LTD. AS TRUSTEE FOR MUTB400045794	1.394.561	1.394.561
1022 THE MASTER TRUST BANK OF JAPAN, LTD. AS TRUSTEE FOR MUTB400045795	478.779	478.779
1023 THE MASTER TRUST BANK OF JAPAN, LTD. AS TRUSTEE FOR NATIONAL PENSION FUND ASSOCI/	17.982	17.982
1024 THE MASTER TRUST BANK OF JAPAN, LTD. AS TRUSTEE FOR ORGANIZATION FOR WORKERS' RE	8.740	8.740
1025 THE MASTER TRUST BANK OF JAPAN, LTD. RE: MUTB400021492	18.080	18.080
1026 THE MASTER TRUST BANK OF JAPAN, LTD. RE: MUTB400021536	51.512	51.512
1027 THE MASTER TRUST BANK OF JAPAN, LTD. RE: NZAM EURO STOXX (JPY HEDGED) (PRIVATELY PI	79.717	79.717
1430 THE MEDICAL AND DENTAL DEFENCE UNION OF SCOTLAND	24.525	24.525
429 THE METHODIST HOSPITAL	81.600	81.600
1431 THE MOTOROLA PENSION SCHEME	3.333	3.333
1617 THE NATURE CONSERVANCY WORLDWIDE OFFICE	253	253
1433 THE NOMURA TRUST AND BANKING CO LTD	2.222	2.222
1432 THE NOMURA TRUST AND BANKING CO LTD	20.050	20.050
1435 THE NORTHERN TRUST COMPANY SUB-ADVISED COLLECTIVE FUNDS TRUS	205.800	205.800
1434 THE NORTHERN TRUST COMPANY SUB-ADVISED COLLECTIVE FUNDS TRUS	630.300	630.300
1436 THE OTTERBEIN FAMILY TRUST UAD 09/28/07 VICTORIA OTTERBEIN & THOMAS OTTERBEIN TTEE	1.469	1.469
1437 THE PENSION BOARDS - UNITED CHURCH OF CHRIST INC.	3.231	3.231
431 THE PRUDENTIAL INSURANCE COMPANY OF AMERICA	2.945	2.945
430 THE PRUDENTIAL INSURANCE COMPANY OF AMERICA	20.783	20.783
434 THE REGENTS OF THE UNIVERSITY OF CALIFORNIA	6.700	6.700
433 THE REGENTS OF THE UNIVERSITY OF CALIFORNIA	19.040	19.040
435 THE REGENTS OF THE UNIVERSITY OF CALIFORNIA	57.157	57.157
436 THE REGENTS OF THE UNIVERSITY OF CALIFORNIA	108.966	108.966
432 THE REGENTS OF THE UNIVERSITY OF CALIFORNIA	319.353	319.353
1802 THE SEVENTH SWEDISH NATIONAL PENSION FUND AP 7 EQUITY FUN	1	1
1803 THE SEVENTH SWEDISH NATIONAL PENSION FUND AP 7 EQUITY FUND	1	1
1028 THE SOUTHERN COMPANY SYSTEM MASTER RETIREMENT TRUST	28.130	28.130
1804 THE STATE OF CONNECTICUT ACTING THROUGH ITS TREASURER	90.885	90.885
1618 THE TRUST FOR AGE UK FUNERAL PLANS	2.089	2.089
1438 THE TRUSTEES OF THE HENRY SMITH CHARITY	15.519	15.519
1619 THE UNIVERSITY COURT OF THE UNIVERSITY OF GLASGOW	5.666	5.666
437 THE WALT DISNEY COMPANY RETIREMENT PLAN MASTER TRUST	14.897	14.897
1439 THOMAS L. WALTON FAMILY TRUST UAD 03/19/13	6.064	6.064
1029 THRIFT SAVINGS PLAN	2.418.689	2.418.689
438 THRIVENT CORE INTERNATIONAL EQUITY FUND	285.431	285.431
439 THRIVENT GLOBAL STOCK FUND	228.374	228.374
440 THRIVENT GLOBAL STOCK PORTFOLIO	159.630	159.630

Mediobanca S.p.A.

Assemblea ordinaria e straordinaria

28 ottobre 2021

Esito della votazione sul punto 3.c
dell'ordine del giorno

SCHEDA NOMINATIVO

	NUMERO DI AZIONI	
	TOTALE	CON DIRITTO DI VOTO
441 THRIVENT INTERNATIONAL ALLOCATION FUND	279.185	279.185
442 THRIVENT INTERNATIONAL ALLOCATION PORTFOLIO	577.611	577.611
443 THRIVENT INTERNATIONAL INDEX PORTFOLIO	5.871	5.871
1440 THYSSEN GLOBAL INVESTMENTS CORP	397	397
444 TIAACREF INTERNATIONAL EQUITY INDEX FUND	672.087	672.087
1621 TMI 2 SOLUTIONS TAX QUALIFIED NUCLEAR DECOMMISSIONING TRUST	2.231	2.231
1620 TMI 2 SOLUTIONS TAX QUALIFIED NUCLEAR DECOMMISSIONING TRUST	2.797	2.797
1938 TOSCO-FIN S.R.L.	300.000	300.000
1508 TOSCO-FIN S.R.L.	3.465.000	3.465.000
445 TOTAL INTERNATIONAL EX U.S. INDEX MASTER PORTFOLIO OF MASTER INV	40.061	40.061
446 TRANSAMERICA INTERNATIONAL EQUITY INDEX VP	2.679	2.679
447 TRANSAMERICA MORGAN STANLEY GLOBAL ALLOCATION VP	8.712	8.712
1805 TREASURER OF THE STATE OF NORTH CAROLINA EQUITY INVESTMENT	133.910	133.910
1441 TRINITY COLLEGE CAMBRIDGE	6.577	6.577
1030 TRUST & CUSTODY SERVICES BANK LTD AS TRUSTEE FOR PENSION INVESTMENT FUND TRUST	19.685	19.685
1031 TRUST & CUSTODY SERVICES BANK LTD AS TRUSTEE FOR PENSION INVESTMENT FUND TRUST	4.256	4.256
1032 TRUST & CUSTODY SERVICES BANK LTD AS TRUSTEE FOR PENSION INVESTMENT FUND TRUST	39.120	39.120
1033 TRUST & CUSTODY SERVICES BANK LTD AS TRUSTEE FOR PENSION INVESTMENT FUND TRUST	2.252	2.252
448 TRUST I AB GLOBAL DYNAMIC ALLOCATION PORTFOLIO	38.756	38.756
1034 TWO SIGMA ABSOLUTE RETURN-PORTFOLIO LLC EMEA TRADING	281.985	281.985
1035 TWU SUPERANNUATION FUND	1.994	1.994
1622 TXU GENERATION COMPANY LP QUAL NUCLEAR DECOMMISSIONING TRUS	1.878	1.878
449 UBS (IRL) ETF PLC - S&P 500 ESG UCITS ETF (ENGLISH)	268	268
457 UBS (IRL) ETF PLC - S&P 500 ESG UCITS ETF (ENGLISH)	762	762
456 UBS (IRL) ETF PLC - S&P 500 ESG UCITS ETF (ENGLISH)	802	802
452 UBS (IRL) ETF PLC - S&P 500 ESG UCITS ETF (ENGLISH)	822	822
453 UBS (IRL) ETF PLC - S&P 500 ESG UCITS ETF (ENGLISH)	2.275	2.275
454 UBS (IRL) ETF PLC - S&P 500 ESG UCITS ETF (ENGLISH)	3.758	3.758
451 UBS (IRL) ETF PLC - S&P 500 ESG UCITS ETF (ENGLISH)	4.946	4.946
450 UBS (IRL) ETF PLC - S&P 500 ESG UCITS ETF (ENGLISH)	7.461	7.461
455 UBS (IRL) ETF PLC - S&P 500 ESG UCITS ETF (ENGLISH)	23.205	23.205
458 UBS (US) GROUP TRUST	42.195	42.195
1037 UBS ASSET MANAGEMENT LIFE LTD	2.738	2.738
1038 UBS ASSET MANAGEMENT LIFE LTD	9.515	9.515
1036 UBS ASSET MANAGEMENT LIFE LTD	10.870	10.870
1040 UBS ASSET MANAGEMENT LIFE LTD	28.658	28.658
1039 UBS ASSET MANAGEMENT LIFE LTD	28.867	28.867
1442 UBS COMMON CONTRACTUAL FUND	1.918	1.918
1041 UBS FTSE RAFI DEVELOPED 1000 INDEX FUND	18.120	18.120
459 UBS FUND MANAGEMENT (SWITZERLAND) AG ON BEHALF OF ZURICH INVESTINSTITUTIONAL FUI	33.049	33.049
1447 UBS FUND MANAGEMENT (SWITZERLAND) AG.	1.283	1.283
1444 UBS FUND MANAGEMENT (SWITZERLAND) AG.	3.550	3.550
1443 UBS FUND MANAGEMENT (SWITZERLAND) AG.	7.780	7.780
1445 UBS FUND MANAGEMENT (SWITZERLAND) AG.	8.700	8.700
1446 UBS FUND MANAGEMENT (SWITZERLAND) AG.	22.683	22.683
460 UBS IQ MSCI WORLD EX AUSTRALIA ETHICAL ETF	763	763
464 UBS LUX FUND SOLUTIONS	2.834	2.834
463 UBS LUX FUND SOLUTIONS	13.884	13.884
461 UBS LUX FUND SOLUTIONS	27.788	27.788
462 UBS LUX FUND SOLUTIONS	98.395	98.395
465 UBS LUX FUND SOLUTIONS	496.865	496.865

Mediobanca S.p.A.

Assemblea ordinaria e straordinaria

28 ottobre 2021

**Esito della votazione sul punto 3.c
dell'ordine del giorno**

SCHEDA NOMINATIVO

	NUMERO DI AZIONI	
	TOTALE	CON DIRITTO DI VOTO
624 UF 6 A	67.855	67.855
1042 UI-FONDS BAV RBI AKTIEN	47.524	47.524
1934 UMR SELECT EUROPE R1	120.937	120.937
1448 UNIFIED ACCUMULATIVE PENSION FUND JOINT STOCK COMPANY	5.032	5.032
1043 UNIPOLSAI ASSICURAZIONI SPA	4.500.000	4.500.000
1044 UNIPOLSAI ASSICURAZIONI SPA	12.855.000	12.855.000
1806 UNITED CHURCH FUNDS INC	25.400	25.400
1449 UNITED NATIONS RELIEF AND WORKS AGENCY FOR PALESTINE REFUGEE	3.088	3.088
466 UNITED TECHNOLOGIES CORPORATIONEMPLOYEE SAVINGS PLAN MASTER TRU	79.171	79.171
468 UNIVERSAL INVESTMENT GESELLSCHAFT MBH FOR KFPT UNIVERSAL FONDS	3.485	3.485
467 UNIVERSAL INVESTMENT GESELLSCHAFT MBH FOR KFPT UNIVERSAL FONDS	23.223	23.223
1955 UNIVERSAL INVESTMENT GMBH	22.100	22.100
1046 UNIVERSAL INVESTMENT GMBH	25.358	25.358
1045 UNIVERSAL INVESTMENT GMBH	74.839	74.839
1956 UNIVERSAL INVESTMENT GMBH	119.562	119.562
1623 UNIVERSAL SHIPOWNERS MARINE INSURANCE ASSOCIATION LIMITED	2.552	2.552
1047 UNIVERSAL-INVESTMENT-GESELLSCHAFT MBH ON BEHALF OF BAYVK A1-FONDS	830.400	830.400
1048 UNIVERSAL-INVESTMENT-GESELLSCHAFT MBH ON BEHALF OF BAYVK A4-FONDS	109.677	109.677
1049 UNIVERSAL-INVESTMENT-GESELLSCHAFT MBH ON BEHALF OF BROCKEN-UI-FONDS	13.104	13.104
1050 UNIVERSAL-INVESTMENT-GESELLSCHAFT MBH ON BEHALF OF EPOTIF MASTERFONDS	31.961	31.961
469 UNIVERSALINVESTMENTGESELLSCHAFTMBH FOR PROUIFONDS SAA	55.509	55.509
470 UNIVERSALINVESTMENTGESELLSCHAFTMBH FOR UIFONDS AKTIEN WORLD ESG	3.049	3.049
1450 UNIVERSE THE CMI GLOBAL NETWORK FUND - CMI CONTINENTAL EURO	53.017	53.017
471 UNIVERSITY OF GUELPH	19.300	19.300
472 UNIVERSITY OF GUELPH FOREIGN PROPERTY TRUST	39.700	39.700
1451 UNIVEST.	100	100
1807 UPS GROUP TRUST	18.274	18.274
1808 UPS GROUP TRUST	35.663	35.663
473 US LEGACY INCOME COMMON TRUST FUND	79.771	79.771
1452 UTAH STATE RETIREMENT SYSTEMS	85.510	85.510
474 VALIC COMPANY I - INTERNATIONALSOCIALY RESPONSIBLE FUNDK	54.420	54.420
475 VALIC COMPANY I INTERNATIONAL EQUITIES INDEX FUND	59.535	59.535
476 VANGUARD DEVELOPED MARKETS INDEX FUND	4.700.670	4.700.670
477 VANGUARD ESG DEVELOPED WORLD ALL CAP EQ INDEX FND UK	5.784	5.784
1052 VANGUARD ESG INTERNATIONAL STOCK ETF	126.940	126.940
1053 VANGUARD ETHICALLY CONSCIOUS INTERNATIONAL SHARES INDEX FUND	27.390	27.390
1624 VANGUARD EUROPEAN STOCK INDEX FUND	1.487.429	1.487.429
1054 VANGUARD FIDUCIARY TRUST COMPANY EUROPEAN STOCK INDEX TRUST	24.591	24.591
1055 VANGUARD FIDUCIARY TRUST COMPANY INSTITUTIONAL TOTAL INTERNATIONAL STOCK MARK	426.919	426.919
1056 VANGUARD FIDUCIARY TRUST COMPANY INSTITUTIONAL TOTAL INTERNATIONAL STOCK MARK	3.123.318	3.123.318
1625 VANGUARD FTSE ALL WORLD EX US INDEX FUND	1.338.063	1.338.063
478 VANGUARD FTSE DEVELOPED ALL CAPEX NORTH AMERICA INDEX ETF	72.634	72.634
479 VANGUARD FTSE DEVELOPED EUROPE ALL CAP INDEX ETF	8.225	8.225
1058 VANGUARD FUNDS PUBLIC LIMITED COMPANY	1.496	1.496
1061 VANGUARD FUNDS PUBLIC LIMITED COMPANY	19.374	19.374
1057 VANGUARD FUNDS PUBLIC LIMITED COMPANY	44.785	44.785
1060 VANGUARD FUNDS PUBLIC LIMITED COMPANY	132.433	132.433
1062 VANGUARD FUNDS PUBLIC LIMITED COMPANY	160.493	160.493
1059 VANGUARD FUNDS PUBLIC LIMITED COMPANY	193.779	193.779
1063 VANGUARD GLOBAL VALUE EQUITY FUND	12.317	12.317
480 VANGUARD GLOBAL VALUE FACTOR ETF	12.126	12.126

Mediobanca S.p.A.

Assemblea ordinaria e straordinaria

28 ottobre 2021

Esito della votazione sul punto 3.c
dell'ordine del giorno

SCHEDA NOMINATIVO

	NUMERO DI AZIONI	
	TOTALE	CON DIRITTO DI VOTO
1064 VANGUARD INTERNATIONAL SHARES INDEX FUND	186.785	186.785
1065 VANGUARD INTERNATIONAL SHARES SELECT EXCLUSIONS INDEX FUND	16.987	16.987
1068 VANGUARD INVESTMENT SERIES PUBLIC LIMITED COMPANY	30.387	30.387
1070 VANGUARD INVESTMENT SERIES PUBLIC LIMITED COMPANY	34.133	34.133
1067 VANGUARD INVESTMENT SERIES PUBLIC LIMITED COMPANY	136.025	136.025
1066 VANGUARD INVESTMENT SERIES PUBLIC LIMITED COMPANY	227.700	227.700
1069 VANGUARD INVESTMENT SERIES PUBLIC LIMITED COMPANY	288.599	288.599
1073 VANGUARD INVESTMENTS COMMON CONTRACTUAL FD-VANGUARD FTSE DEV EUR EX UK CCF	74.433	74.433
1071 VANGUARD INVESTMENTS COMMON CONTRACTUAL FD/VANG FTSE DEVELOPED WRLD CMMN C	17.841	17.841
1072 VANGUARD INVESTMENTS COMMON CONTRACTUAL FD/VANG FTSE DVLDP WRLD EX UK CMN C	12.008	12.008
481 VANGUARD INVESTMENTS FUNDS ICVC-VANGUARD FTSE DEVELOPED WOR LD EX - U.K. EQUITY	176.856	176.856
1074 VANGUARD INVESTMENTS II CCF - VANGUARD FTSE DEVELOPED WORLD II CCF	29.186	29.186
1076 VANGUARD INVESTMENTS II CCF-VANGUARD SRI FTSE DEVELOPED WORLD II CCF	19.764	19.764
1075 VANGUARD INVESTMENTS II CCF/VANGUARD SRI FTSE DEVELOPED EUROPE II CCF	23.063	23.063
1077 VANGUARD TOTAL INTERNATIONAL STOCK INDEX FUND	9.166.854	9.166.854
482 VANGUARD TOTAL WORLD STOCK INDEX FUND	311.849	311.849
1078 VANTAGETRUST III MASTER COLLECTIVE INVESTMENT FUNDS TRUST	22.275	22.275
1079 VARIABLE INSURANCE PRODUCTS FUND II: INTERNATIONAL INDEX PORTFOLIO	10.589	10.589
1453 VARIOPARTNER SICAV - 3-ALPHA GLOBAL QUALITY ACHIEVERS	31.406	31.406
1626 VEBA OF THE NONREP EE OF S CA ED CO	9.600	9.600
1809 VEBA PARTNERSHIP N L P	4.001	4.001
1935 VENDOME SELECTION EUR	230.000	230.000
1454 VERDIPAPIRFONDET KLP AKSJEEUROPA INDEKS 1	373	373
1455 VERDIPAPIRFONDET KLP AKSJEGLOBAL INDEX 1	101.914	101.914
1080 VERDIPAPIRFONDET STOREBRAND GLOBAL INDEKS	5.863	5.863
1081 VERDIPAPIRFONDET STOREBRAND INDEKS ALLE MARKEDER	8.637	8.637
1082 VGV POOLFONDS PA1	19.593	19.593
483 VIF ICVC VANGUARD FTSE DEVELOPED EUROPE EXUK EQUITY INDEX FUND	349.669	349.669
484 VIF ICVC VANGUARD FTSE GLOBAL ALL CAP INDEX FUND	18.186	18.186
1936 VILLIERS ALTO	54.451	54.451
1810 VIRGINIA RETIREMENT SYSTEM	1	1
1811 VIRGINIA RETIREMENT SYSTEM	1	1
1812 VIRGINIA RETIREMENT SYSTEM	1	1
1456 VISION POOLED SUPERANNUATION TRUST	230.812	230.812
627 VITTORELLI MARCO	25.000	25.000
1509 VITTORIA ASSICURAZIONI S.P.A.	2.225.350	2.225.350
1458 VONTOBEL FUND (CH) - SUSTAINABLE GLOBAL EQUITY EX SWITZERLAN C/O VONTOBEL FONDS S	82.000	82.000
1459 VONTOBEL FUND (CH) - VESCORE GLOBAL EQUITY MULTI FACTOR C/O VONTOBEL FONDS SERV	313	313
1457 VONTOBEL FUND - VESCORE GLOBAL EQUITY MULTI FACTOR	842	842
1813 VOYA INTERNATIONAL INDEX PORTFOLIO	88.448	88.448
1460 WAM INVESTMENTS, LLC	639	639
486 WASHINGTON STATE INVESTMENT BOARD	6.761	6.761
487 WASHINGTON STATE INVESTMENT BOARD	192.592	192.592
485 WASHINGTON STATE INVESTMENT BOARD	783.333	783.333
1461 WAVERTON INVESTMENT FUNDS PLC - WAVERTON GLOBAL CORE EQUITY	69.536	69.536
628 WELLS FARGO (LUX) WORLDWIDE FU	3.168	3.168
488 WELLS FARGO BK DECL OF TRUST ESTABL INVEST FUNDS EMPLOYEE BEN TR	243.986	243.986
489 WELLS FARGO FACTOR ENHANCED INTERNATIONAL PORTFOLIO	64.017	64.017
1628 WESPATH FUNDS TRUST	1.761	1.761
1627 WESPATH FUNDS TRUST	3.043	3.043
1814 WESPATH FUNDS TRUST	25.256	25.256

Mediobanca S.p.A.

Assemblea ordinaria e straordinaria

28 ottobre 2021

Esito della votazione sul punto 3.c
dell'ordine del giorno

SCHEDA NOMINATIVO

	NUMERO DI AZIONI	
	TOTALE	CON DIRITTO DI VOTO
1462 WEST VIRGINIA INVESTMENT MANAGEMENT BOARD	625.900	625.900
1463 WHEELS COMMON INVESTMENT FUND TRUSTEES LIMITED	8.201	8.201
1464 WHIRLPOOL CORPORATION AND SUBSIDIARY EMPLOYEES RETIREMENT TRUST 200 N M	4.214	4.214
1084 WHOLESale INTERNATIONAL CORE EQUITIES	1.555	1.555
1085 WHOLESale INTERNATIONAL CORE EQUITIES (NZ HEDGED)	4.124	4.124
1086 WHOLESale UNIT TRUST MSCI GLOBAL INDEX SHARE FUND	2.839	2.839
1815 WILMINGTON INTERNATIONAL FUND	36.670	36.670
490 WINDWISE MSCI EAFE INDEX NON-LENDING, FUND FOR EXEMPT ORG.	26.040	26.040
491 WISDOMTREE DYNAMIC CURRENCY HEDGED INTERNATIONAL EQUITY FUND	21.500	21.500
492 WISDOMTREE EUROPE HEDGED SMALLCAP EQUITY FUND	143.534	143.534
493 WISDOMTREE EUROPE QUALITY DIVIDEND GROWTH FUND	27.423	27.423
494 WISDOMTREE GLOBAL HIGH DIVIDENDFUND	3.533	3.533
495 WISDOMTREE INTERNATIONAL EQUITYFUND	81.362	81.362
496 WISDOMTREE INTERNATIONAL HIGH DIVIDEND FUND	38.940	38.940
497 WISDOMTREE INTERNATIONAL MIDCAPDIVIDEND	97.771	97.771
499 WISDOMTREE ISSUER ICAV	635	635
498 WISDOMTREE ISSUER ICAV	13.193	13.193
1087 WORLD ALPHA TILTS - ENHANCED FUND B	2.022	2.022
1088 WORLD TRADE ORGANIZATION PENSION PLAN	5.861	5.861
1089 WSSP INTERNATIONAL EQUITIES TRUST	45.624	45.624
1466 WYOMING RETIREMENT SYSTEM	1.680	1.680
1465 WYOMING RETIREMENT SYSTEM	15.240	15.240
503 XTRACKERS	31	31
500 XTRACKERS	175	175
501 XTRACKERS	1.669	1.669
504 XTRACKERS	2.417	2.417
505 XTRACKERS	2.498	2.498
502 XTRACKERS	3.199	3.199
508 XTRACKERS (IE) PUBLIC LIMITED COMPANY	24	24
509 XTRACKERS (IE) PUBLIC LIMITED COMPANY	343	343
507 XTRACKERS (IE) PUBLIC LIMITED COMPANY	3.253	3.253
506 XTRACKERS (IE) PUBLIC LIMITED COMPANY	47.192	47.192
510 XTRACKERS (IE) PUBLIC LIMITED COMPANY	82.382	82.382
1816 XTRACKERS EUROZONE EQUITY ETF	357	357
1817 XTRACKERS FTSE DEVELOPED EX US COMPREHENSIVE FACTOR ETF	2.393	2.393
1818 XTRACKERS MSCI ALL WORLD EXEC US HEDGED EQUITY ETF	3.818	3.818
1819 XTRACKERS MSCI EAFE HEDGED EQUITY ETF	142.093	142.093
1820 XTRACKERS MSCI EUROPE HEDGED EQUITY ETF	33.072	33.072
1821 XTRACKERS MSCI EUROZONE HEDGED EQUITY ETF	1.473	1.473
1822 XTRACKERS MSCI KOKUSAI EQUITY ETF	7.554	7.554
513 ZURICH INVEST ICAV	13.074	13.074
512 ZURICH INVEST ICAV	13.274	13.274
511 ZURICH INVEST ICAV	82.676	82.676
1090 ZWITSERLEVEN INSTITUTIONELE BELEGGINGSFONDSEN - ZWITSERLEVEN DUURZAAM INDEX AA	71.511	71.511

Mediobanca S.p.A.

Assemblea ordinaria e straordinaria

28 ottobre 2021

Esito della votazione sul punto 3.c
dell'ordine del giorno

SCHEDA NOMINATIVO

NUMERO DI AZIONI
TOTALE CON DIRITTO
DI VOTO

Riepilogo favorevoli

TOTALE FAVOREVOLI	n°	611.121.218	Azioni	99,4599% del capitale partecipante al voto
di cui				
In proprio	n°	0	Azioni	0,0000% del capitale partecipante al voto
Per delega e rappresentanza	n°	611.121.218	Azioni	99,4599% del capitale partecipante al voto

Mediobanca S.p.A.

Assemblea ordinaria e straordinaria

28 ottobre 2021

Esito della votazione sul punto **3.d**
della parte ordinaria dell'ordine del giorno

Remunerazioni: sistema di incentivazione 2022 basato su strumenti finanziari - Performance Shares: revoca parziale del Piano quinquennale di incentivazione 2021-2025 e nuovo Piano annuale.

Azionisti Presenti

In proprio	n° 0	per n° 0	Azioni	0	Voti	0,00 % del capitale sociale
Per delega	n° 1.476	per n° 614.439.629	Azioni	614.439.629	Voti	69,25 % del capitale sociale
TOTALE PRESENTI	n° 1.476	per n° 614.439.629	Azioni	614.439.629	Voti	69,25 % del capitale sociale

Esito Votazione

FAVOREVOLI	611.430.149	Voti	99,5102% del capitale partecipante al voto
CONTRARI	3.008.446	Voti	0,4896% del capitale partecipante al voto
ASTENUTI	1.034	Voti	0,0002% del capitale partecipante al voto
TOTALE VOTANTI	614.439.629	Voti	100,0000% del capitale partecipante al voto
TOTALE NON VOTANTI	0	Voti	0,0000% del capitale partecipante al voto
TOTALE PRESENTI	614.439.629	Voti	

Mediobanca S.p.A.

Assemblea ordinaria e straordinaria

28 ottobre 2021

Esito della votazione sul punto 3.d

della parte ordinaria dell'ordine del giorno

Remunerazioni: sistema di incentivazione 2022 basato su strumenti finanziari - Performance Shares: revoca parziale del Piano quinquennale di incentivazione 2021-2025 e nuovo Piano annuale.

Elenco Contrari

SCHEDA NOMINATIVO

	NUMERO DI AZIONI	
	TOTALE	CON DIRITTO DI VOTO
TREVISAN DARIO Rappresentante designato		
61 CALIFORNIA STATE TEACHERS' RETIREMENT SYSTEM	1.829	1.829
62 CALIFORNIA STATE TEACHERS' RETIREMENT SYSTEM	62.819	62.819
63 CALIFORNIA STATE TEACHERS' RETIREMENT SYSTEM	166.966	166.966
60 CALIFORNIA STATE TEACHERS' RETIREMENT SYSTEM	203.943	203.943
64 CALIFORNIA STATE TEACHERS' RETIREMENT SYSTEM	309.558	309.558
1133 CHALLENGE FUNDS - CHALLENGE EUROPEAN EQUITY FUND	18.098	18.098
789 ERAFP ACTIONS EURO 1	792.384	792.384
798 FCP VILLIERS ACTIONS EUROPE CPR AM	347.085	347.085
1692 FEDERATED HERMES INTERNATIONAL SMALL MID COMPANY FUND	120.000	120.000
920 NN (L) INSTITUTIONAL FCP	7.400	7.400
921 NN (L) SICAV	6.300	6.300
609 ROSANIA ELMAN	10	10
996 STICHTING AHOLD DELHAIZE PENSIOEN	54.021	54.021
1407 STICHTING BEDRIJFSTAKPENSIOENFONDS VOOR HET SCHOONMAAK EN GL.	29.532	29.532
1409 STICHTING BLUE SKY LIQUID ASSET FUNDS	58.400	58.400
1793 STICHTING PENSIOENFONDS HORECA AND CATERING	195.661	195.661
1610 STICHTING PENSIOENFONDS NOTARIAAT	13.282	13.282
1427 THE GREATER MANCHESTER PENSION FUND.	279.426	279.426
1051 UNIVERSITIES SUPERANNUATION SCHEME	341.732	341.732

Riepilogo Contrari

TOTALE CONTRARI	n°	3.008.446 Azioni	0,4896% del capitale partecipante al voto
di cui			
In proprio	n°	0 Azioni	0,0000% del capitale partecipante al voto
Per delega e rappresentanza	n°	3.008.446 Azioni	0,4896% del capitale partecipante al voto

Mediobanca S.p.A.

Assemblea ordinaria e straordinaria

28 ottobre 2021

Esito della votazione sul punto 3.d

della parte ordinaria dell'ordine del giorno

Remunerazioni: sistema di incentivazione 2022 basato su strumenti finanziari - Performance Shares: revoca parziale del Piano quinquennale di incentivazione 2021-2025 e nuovo Piano annuale.

Elenco Astenuti

SCHEDA NOMINATIVO

	NUMERO DI AZIONI	
	TOTALE	CON DIRITTO DI VOTO
TREVISAN DARIO Rappresentante designato		
735 CAPSTONE VOLATILITY MASTER CAYMAN LIMITED INTL TRADING	734	734
1472 GRECO GIOVANNI	300	300

Riepilogo Astenuti

TOTALE ASTENUTI	n°	1.034 Azioni	0,0002% del capitale partecipante al voto
di cui			
In proprio	n°	0 Azioni	0,0000% del capitale partecipante al voto
Per delega e rappresentanza	n°	1.034 Azioni	0,0002% del capitale partecipante al voto

Mediobanca S.p.A.

Assemblea ordinaria e straordinaria

28 ottobre 2021

Esito della votazione sul punto 3.d

della parte ordinaria dell'ordine del giorno

Remunerazioni: sistema di incentivazione 2022 basato su strumenti finanziari - Performance Shares: revoca parziale del Piano quinquennale di incentivazione 2021-2025 e nuovo Piano annuale.

Elenco Favorevoli

SCHEDA NOMINATIVO

	NUMERO DI AZIONI	
	TOTALE	CON DIRITTO DI VOTO
TREVISAN DARIO Rappresentante designato		
1543 1895 FONDS FGR	42.875	42.875
1542 1895 FONDS FGR	125.078	125.078
1544 1999 VOLUNTARY EMPLOYEES BENEFICIARY ASSOCIATION OF THE NO EES OF SOUTHERN CALII	1.631	1.631
1091 801 INVESTMENTS LLC	5.035	5.035
7 AB CAN INT VALUE EQUITY CAP-WEIGHTED, UNHEDGED FUND	46.020	46.020
8 AB COLLECTIVE INVESTMENT TRUST SERIES	44.650	44.650
9 AB COLLECTIVE INVESTMENT TRUST SERIES	149.990	149.990
10 AB INTERNATIONAL STRATEGIC EQUITIES HARVESTING SERIES	62.550	62.550
519 AB SICAV I - EUROPE (EX UK) EQ	3.295	3.295
520 AB SICAV I - EUROPEAN EQUITY P	1.136.709	1.136.709
521 AB SICAV I - EUROZONE EQUITY P	1.149.346	1.149.346
11 AB TRUST - AB INTERNATIONAL VALUE FUND	172.790	172.790
12 AB VARIABLE PRODUCTS SERIES FUND INC. - AB DYNAMIC ASSET AL LOCATION PORTFOLIO	3.435	3.435
13 AB VPSF AB GLOBAL RISK ALLOCATIONMODERATE PORTFOLIO	6.057	6.057
1629 ABB PENSION FUND	2.917	2.917
1092 ABERDEEN INVESTMENT FUNDS UK ICVC II - ABERDEEN EUROPEAN EQUITY TRACKER FUND	32.539	32.539
1093 ABERDEEN INVESTMENT FUNDS UK ICVC II - ABERDEEN WORLD EQUITY ENHANCED INDEX FUN	20.052	20.052
1094 ABERDEEN INVESTMENT FUNDS UK ICVC II-ABERDEEN EUROPEAN EQUITY ENHANCED INDEX FL	159.150	159.150
630 ABU DHABI PENSION FUND	33.788	33.788
631 ABU DHABI PENSION FUND	83.324	83.324
632 ACADIAN INTERNATIONAL EQUITY MANAGED VOLATILITY CIT FUND	3.797	3.797
633 ACCIDENT COMPENSATION CORPORATION	358.788	358.788
1095 ACORN 1998 TRUST.	510	510
634 ACTIAM BF SRIFEE	46.480	46.480
635 ACTIAM SUSTAINABLE INDEX FUND EQUITY EUROPE	10.879	10.879
1630 ADVANCED SERIES TRUST AST ADVANCED STRATEGIES PORTFOLIO	240.200	240.200
1631 ADVANCED SERIES TRUST AST BLACKROCK GLOBAL STRATEGIES POR	24.919	24.919
1545 ADVANCED SERIES TRUST AST CAPITAL GROWTH ASSET ALLOCATION PORTFOLIO	52.542	52.542
1632 ADVANCED SERIES TRUST AST INTERNATIONAL VALUE PORTFOLIO	88.584	88.584
1633 ADVANCED SERIES TRUST AST T ROWE PRICE ASSET ALLOCATION	548.675	548.675
636 ADVISER MANAGED TRUST - TACTICAL OFFENSIVE EQUITY FUND	11.301	11.301
1097 AEGON CUSTODY B.V	42.799	42.799
1096 AEGON CUSTODY B.V	80.559	80.559
1840 AF DYNAMIC MULTI FACTO GLOBAL EQ-EUROPE	2.210	2.210
522 AFER AVENIR SENIOR	128.000	128.000
523 AFS-GLOBAL MULTI ASSET GR	3.380	3.380
14 AGFIQ ENHANCED CORE INTERNATIONAL EQUITY ETF	45.221	45.221
15 AGIALLIANZ VERMOEGENSBILDUNG EUROPA	1.197.334	1.197.334
1098 AHL ALPHA CORE MASTER LIMITED C/O MAPLES CORPORATE SERVICES LIMITED	367	367
637 AIA GLOBAL MULTI-FACTOR EQUITY FUND	5.423	5.423
1634 AIB GROUP IRISH PENSION SCHEME	1	1
16 AII ALLIANZ BEST STYLES GLOBAL AC EQUITY FUND	4.460	4.460
1546 ALAMOSIA LLC	8.989	8.989
17 ALASKA COMMON TRUST FUND	24.107	24.107
1637 ALASKA PERMANENT FUND CORPORATION	16	16

Mediobanca S.p.A.

Assemblea ordinaria e straordinaria

28 ottobre 2021

**Esito della votazione sul punto 3.d
dell'ordine del giorno**

SCHEDA NOMINATIVO

	NUMERO DI AZIONI	
	TOTALE	CON DIRITTO DI VOTO
1638 ALASKA PERMANENT FUND CORPORATION	57	57
1635 ALASKA PERMANENT FUND CORPORATION	278	278
1639 ALASKA PERMANENT FUND CORPORATION	286	286
1640 ALASKA PERMANENT FUND CORPORATION	1.089	1.089
1641 ALASKA PERMANENT FUND CORPORATION	3.017	3.017
1636 ALASKA PERMANENT FUND CORPORATION	6.886	6.886
1099 ALFRED I DUPONT CHARITABLE TRUST	5.252	5.252
638 ALGEBRIS UCITS FUNDS PLC ALGEBRIS CORE ITALY FUND	330.000	330.000
1100 ALICE A PROIETTI FAMILY TRUST UAD 09/27/13	2.496	2.496
1473 ALLEANZA ASSICURAZIONI S.P.A.	363.720	363.720
18 ALLIANCEBERNSTEIN DELAWARE BUSINESS TRUST - AB INTERNATIONAL STRATEGIC EQUITIES F	92.510	92.510
19 ALLIANCEBERNSTEIN VARIABLE PRODUCTS SERIES, INC. INTERNATIONAL VALUE PORTFO	449.750	449.750
20 ALLIANZ AZIONI EUROPA	338.087	338.087
21 ALLIANZ AZIONI ITALIA ALL STARS LL STARS	1.030.000	1.030.000
23 ALLIANZ GLOBAL INVESTORS FUND	7.470	7.470
22 ALLIANZ GLOBAL INVESTORS FUND	19.730	19.730
26 ALLIANZ GLOBAL INVESTORS FUND	158.373	158.373
25 ALLIANZ GLOBAL INVESTORS FUND	175.000	175.000
24 ALLIANZ GLOBAL INVESTORS FUND	1.014.380	1.014.380
640 ALLIANZ GLOBAL INVESTORS GMBH	25.000	25.000
639 ALLIANZ GLOBAL INVESTORS GMBH	29.348	29.348
641 ALLIANZ GLOBAL INVESTORS GMBH	102.776	102.776
642 ALLIANZ GLOBAL INVESTORS GMBH	753.700	753.700
27 ALLIANZ GLOBAL INVESTORS GMBH FOR ALLIANZGIFONDS HPT	92.604	92.604
28 ALLIANZ ITALIA 50 SPECIAL	53.300	53.300
643 ALLIANZ PV-WS RCM SYSPRO VALUE EUROPE	74.130	74.130
644 ALLIANZGI-FONDS DSPT	2.604	2.604
645 ALLIANZGI-FONDS PTV2 SEGMENT PTV2-GM1-G_MA	37.586	37.586
646 ALLIANZGI-H SEGMENT EFK	115.000	115.000
647 ALLIANZGI-SUBFONDS TOB -NEU-	4.280	4.280
1642 ALTE LEIPZIGER TRUST INVESTMENT GESELLSCHAFT MBH AL TRUST AKTIEN	3.737	3.737
1101 ALW 2010 FAMILY TRUST ALICE WALTONC/O WALTON ENTERPRISES LLC	32.633	32.633
29 AMCETF QUALITY DIVERSIFIED INTERNATIONAL ETF	14.615	14.615
30 AMCWMNT INTERNATIONAL VALUE FUND	507.877	507.877
31 AMERICAN CENTURY ETF TRUST-AVANTIS INTERNATIONAL EQUITY ETF	15.614	15.614
32 AMERICAN CENTURY ETF TRUST-AVANTIS INTERNATIONAL EQUITY FUND	1.880	1.880
33 AMERICAN CENTURY WORLD MUTUAL FUNDS INC INTERNATIONAL VALUE FUND	27.207	27.207
1547 AMERICAN ELECTRIC POWER MASTER RETIREMENT TRUST	60.148	60.148
1548 AMERICAN ELECTRIC POWER SYSTEM RETIREE MEDICALTRUST FOR CE S	18.581	18.581
648 AMERICAN HEART ASSOCIATION, INC.	540	540
649 AMP INTERNATIONAL EQUITY INDEX FUND	59.666	59.666
650 AMP INTERNATIONAL EQUITY INDEX FUND HEDGED	3.063	3.063
651 AMP WHOLESALE GLOBAL EQUITIES FUND	14.483	14.483
1824 AMUNDI ACCUMULAZIONE ITALIA PIR 2023	126.000	126.000
1882 AMUNDI ACTIONS EURO ISR	351.284	351.284
1883 AMUNDI ACTIONS EUROPE ISR	101.965	101.965
1825 AMUNDI BEST SELECTION CLASSIC	24.315	24.315
1826 AMUNDI BEST SELECTION PLUS	30.205	30.205
1827 AMUNDI BEST SELECTION TOP	15.508	15.508
1828 AMUNDI DIVIDENDO ITALIA	700.000	700.000
1884 AMUNDI EQUILIBRE GLOBAL SOLIDAIRE	8.298	8.298

Mediobanca S.p.A.

Assemblea ordinaria e straordinaria

28 ottobre 2021

Esito della votazione sul punto 3.d
dell'ordine del giorno

SCHEDA NOMINATIVO

	NUMERO DI AZIONI	
	TOTALE	CON DIRITTO DI VOTO
1885 AMUNDI ESG GLOBAL LOW CARBON FUND	9.235	9.235
1841 AMUNDI EURO ISTOXX CLIMATE PARIS ALIGNED PAB	1.751	1.751
1886 AMUNDI EUROPE MONDE	110.085	110.085
1842 AMUNDI FDS GLOB MULTI-ASSET CONSERVATIVE	268.503	268.503
1843 AMUNDI FDS GLOBAL MULTI-ASSET TARGET INC	46.743	46.743
1844 AMUNDI FUNDS DYNAMIC MULTI FACT EUROPE EQU	67	67
1845 AMUNDI FUNDS DYNAMIC MULTI FACTORS EURO	4.121	4.121
1846 AMUNDI FUNDS EQUITY EURO RISK PARITY	949	949
1847 AMUNDI FUNDS EQUITY EUROLAND SMALL CAP	12.465	12.465
1848 AMUNDI FUNDS EQUITY EUROPE RISK PARITY	10	10
1849 AMUNDI FUNDS EURO MULTI-ASSET TARGET INC	106.925	106.925
1850 AMUNDI FUNDS EUROLAND EQUITY	2.195.970	2.195.970
1851 AMUNDI FUNDS EUROPEAN EQUITY SMALL CAP	941.217	941.217
1852 AMUNDI FUNDS GLOBAL MULTI-ASSET	64.814	64.814
1853 AMUNDI FUNDS MULTI ASSET CONSERVATIVE	472	472
652 AMUNDI HK - GREEN PLANET FUND	35.426	35.426
1887 AMUNDI HORIZON	4.349	4.349
1854 AMUNDI INDEX EQUITY GLOBAL MULTI SMART ALLOCATION SCIENTIFIC BETA	390	390
1855 AMUNDI INDEX MSCI EUROPE	543	543
1856 AMUNDI INDEX MSCI WORLD	100	100
1888 AMUNDI LABEL DYNAMIQUE ESR	21.332	21.332
1889 AMUNDI LABEL EQUILIBRE ESR	26.249	26.249
1890 AMUNDI LABEL PRUDENCE ESR	13.898	13.898
1857 AMUNDI MSCI EMU ESG UNIVERSAL SELECT	600	600
1858 AMUNDI MSCI EUROPE CLIMATE PARIS ALIGNED PAB	647	647
1859 AMUNDI MSCI EUROPE CLIMATE TRANSIT CTB	4.507	4.507
1860 AMUNDI MSCI EUROPE ESG UNIVERSAL SELECT	127	127
1861 AMUNDI MSCI EUROPE EX UK	16	16
1891 AMUNDI MSCI WORLD CLIMATE PARI	965	965
1862 AMUNDI MSCI WORLD CLIMATE PARIS ALIG PAB	3.095	3.095
1863 AMUNDI MSCI WORLD CLIMATE TRANSITION CTB	22.947	22.947
1829 AMUNDI OBIETTIVO CRESCITA 2022	4.106	4.106
1830 AMUNDI OBIETTIVO CRESCITA 2022 DUE	4.456	4.456
1831 AMUNDI OBIETTIVO RISPARMIO 2022	1.058	1.058
1832 AMUNDI OBIETTIVO RISPARMIO 2022 DUE	1.115	1.115
1833 AMUNDI OBIETTIVO RISPARMIO 2022 QUATTRO	987	987
1834 AMUNDI OBIETTIVO RISPARMIO 2022 TRE	934	934
1892 AMUNDI PATRIMOINE	44.925	44.925
1893 AMUNDI PATRIMOINE PEA	244.676	244.676
1864 AMUNDI PRIME EUROPE - UCITS ETF DR	207	207
1865 AMUNDI PRIME EUROZONE	1.434	1.434
1866 AMUNDI PRIME GLOBAL - UCITS ETF DR	66	66
1835 AMUNDI PROGETTO INCOME 2025	12.687	12.687
1836 AMUNDI PROGETTO INCOME 2026	6.964	6.964
1837 AMUNDI PROGETTO INCOME 2026 DUE	11.181	11.181
1838 AMUNDI PROGETTO INCOME AGOSTO 2026	8.628	8.628
1894 AMUNDI RENDEMENT PLUS	106	106
526 AMUNDI SGR SPA	1.676	1.676
524 AMUNDI SGR SPA	4.395	4.395
533 AMUNDI SGR SPA	9.345	9.345
527 AMUNDI SGR SPA	26.845	26.845

Mediobanca S.p.A.

Assemblea ordinaria e straordinaria

28 ottobre 2021

**Esito della votazione sul punto 3.d
dell'ordine del giorno**

SCHEDA NOMINATIVO

	NUMERO DI AZIONI	
	TOTALE	CON DIRITTO DI VOTO
528 AMUNDI SGR SPA	28.009	28.009
529 AMUNDI SGR SPA	32.903	32.903
525 AMUNDI SGR SPA	47.382	47.382
530 AMUNDI SGR SPA	56.600	56.600
531 AMUNDI SGR SPA	103.976	103.976
532 AMUNDI SGR SPA	263.948	263.948
534 AMUNDI SGR SPA / AMUNDI RISPARMIO ITALIA	1.279.692	1.279.692
535 AMUNDI SGR SPA / AMUNDI SVILUPPO ITALIA	2.177.000	2.177.000
536 AMUNDI SGR SPA / OBBLIGAZIONARIO PIU' A DIS TRIBUZIONE	170.925	170.925
537 AMUNDI SGR SPA/AMUNDI ELITE MULTI ASSET FLEXIBLE	101.686	101.686
1895 AMUNDI STRATEGIES ACT EURP RISK PARITY	1.060	1.060
1839 AMUNDI VALORE ITALIA PIR	344.000	344.000
1881 AMUNDI WELTPORTFOLIO	8.843	8.843
1475 ANGELINI PARTECIPAZIONI FINANZIARI SRL	4.000.000	4.000.000
1474 ANGELINI PARTECIPAZIONI FINANZIARIE SRL	4.000.000	4.000.000
653 ANIMA AZIONARIO PAESI SVILUPPATI LTE	1.463	1.463
654 ANIMA CRESCITA ITALIA	3.033.515	3.033.515
655 ANIMA CRESCITA ITALIA NEW	165.384	165.384
34 ANIMA FUNDS PUBLIC LIMITED COMPANY	194.696	194.696
656 ANIMA INIZIATIVA ITALIA	4.518.992	4.518.992
657 ANIMA ITALIA	2.859.447	2.859.447
658 AON MASTER TRUST	44.427	44.427
1896 AP ACTIONS 1 EURO	25.374	25.374
659 AQUARIUS INTERNATIONAL FUND	3.974	3.974
660 ARAMCO US RETIREMENT INCOME PLAN TRUST	12.200	12.200
1823 ARBEJDSMARKEDETS TILLAEGSPENSION	3.181.719	3.181.719
1476 ARCA S.P.A.	652.500	652.500
661 ARGENTA DP	205.400	205.400
662 ARGENTA DP	649.950	649.950
1643 ARIZONA PSPRS TRUST	73.348	73.348
1551 ARIZONA STATE RETIREMENT SYSTEM	1	1
1550 ARIZONA STATE RETIREMENT SYSTEM	4.377	4.377
1512 ARK LIFE ASSURANCE COMPANY DESIGNATED ACTIVITY COMPANY	1.766	1.766
1510 ARK LIFE ASSURANCE COMPANY DESIGNATED ACTIVITY COMPANY	3.366	3.366
1513 ARK LIFE ASSURANCE COMPANY DESIGNATED ACTIVITY COMPANY	5.631	5.631
1511 ARK LIFE ASSURANCE COMPANY DESIGNATED ACTIVITY COMPANY	15.081	15.081
35 ARKWRIGHT, LLC	4.719	4.719
36 ARKWRIGHT, LLC	8.391	8.391
663 ARRCO QUANT 1	46.213	46.213
1897 ARRCO QUANT 2	189.125	189.125
37 ARROWSTREET ACWI ALPHA EXTENSION FUND III (CAYMAN) LIMITED	95.603	95.603
1552 ARROWSTREET GLOBAL EQUITY ACWI CIT A SUB FUND OF ARROWSTREET COLLECTIVE INVESTI	106.004	106.004
664 ARROWSTREET GLOBAL EQUITY FUND	741.274	741.274
1102 ARUSHA BOURKE SEPARATE PROPERTY TRUST UAD 11/16/09	232	232
1103 ARVEST FOUNDATION	400	400
665 ARVESTAR ASSET MANAGEMENT SA REPRESENTING ARGENTA PENSIOENSPAARFONDS	2.155.000	2.155.000
666 ARVESTAR ASSET MANAGEMENT SA REPRESENTING ARGENTA PENSIOENSPAARFONDS DE	113.150	113.150
1104 ASCENSION ALPHA FUND LLC.	6.029	6.029
1105 ASSET MANAGEMENT EXCHANGE UCITS CCF	4.883	4.883
1898 ASSURDIX	22.530	22.530
667 ATCP-UI-FONDS	6.059	6.059

Mediobanca S.p.A.

Assemblea ordinaria e straordinaria

28 ottobre 2021

Esito della votazione sul punto 3.d
dell'ordine del giorno

SCHEDA NOMINATIVO

	NUMERO DI AZIONI	
	TOTALE	CON DIRITTO DI VOTO
1899 ATOUT EUROLAND CORE +	119.525	119.525
1900 ATOUT EUROLAND HAUT RENDEMENT	7.840	7.840
1901 ATOUT EUROPE CORE +	62.027	62.027
1902 ATOUT FRANCE CORE +	15.180	15.180
1477 AURELIA S.R.L.	4.300.000	4.300.000
1644 AURION GLOBAL EQUITY FUND	2.103	2.103
1106 AUSTRALIAN CAPITAL TERRITORY	15.114	15.114
668 AUSTRALIANSUPER	35	35
1107 AVALON PORTFOLIO II LLC	4.451	4.451
539 AVIVA DIVERSIFIE	3.342	3.342
540 AVIVA INVEST VALORISATION	122.188	122.188
541 AVIVA INVESTORS CONVICTION	229.805	229.805
669 AVIVA INVESTORS INVESTMENT FUNDS ICVC AVIVA INVESTORS INTERNATIONAL INDEX TRAC	10.591	10.591
670 AVIVA INVESTORS PASSIVE FUNDS ACS - AI 30:70 GLOBAL EQUITY (CURRENCY HEDGED) INDEX I	9.270	9.270
671 AVIVA INVESTORS PASSIVE FUNDS ACS - AI 50:50 GLOBAL EQUITY INDEX FUND	68.208	68.208
672 AVIVA INVESTORS PASSIVE FUNDS ACS - AI 60:40 GLOBAL EQUITY INDEX FUND	16.450	16.450
673 AVIVA INVESTORS PASSIVE FUNDS ACS - AI CONTINENTAL EUROPEAN EQUITY INDEX FUND	15.188	15.188
674 AVIVA INVESTORS PASSIVE FUNDS ACS - AI DEVELOPED EUROPEAN EX UK EQUITY INDEX FUND	23.975	23.975
675 AVIVA INVESTORS PASSIVE FUNDS ACS - AI DEVELOPED WORLD EX UK EQUITY INDEX FUND	44.155	44.155
676 AVIVA LIFE & PENSIONS UK LIMITED	1.586	1.586
677 AVIVA LIFE & PENSIONS UK LIMITED	3.333	3.333
678 AVIVA LIFE & PENSIONS UK LIMITED	5.018	5.018
681 AVIVA LIFE & PENSIONS UK LIMITED	11.737	11.737
679 AVIVA LIFE & PENSIONS UK LIMITED	16.145	16.145
680 AVIVA LIFE & PENSIONS UK LIMITED	16.224	16.224
682 AVIVA LIFE & PENSIONS UK LIMITED	34.487	34.487
542 AVIVA PATRIMOINE	21.476	21.476
543 AVIVA PERFORMANCE	6.415	6.415
39 AWARE SUPER	176	176
38 AWARE SUPER	239	239
41 AWARE SUPER	1.382	1.382
40 AWARE SUPER	2.536	2.536
42 AWARE SUPER LEVEL 28	2.756	2.756
683 AXA AA DIVERSIFIE INDICIEL 1	39.597	39.597
1645 AXA MPS FINANCIAL DESIGNATED ACTIVITY CO	453.000	453.000
684 AXA VORSORGE FONDS II EQUITIES GLOBAL MARKETS PASSIVE CREDIT SUISSE FUNDS AG	39.424	39.424
43 AXA WORLD FUNDS	1.150.000	1.150.000
685 AZ FUND 1 AZ ALLOCATION PIR ITALIAN EXCELLENCE 30	16.000	16.000
686 AZ FUND 1 AZ ALLOCATION PIR ITALIAN EXCELLENCE 70	260.415	260.415
687 AZIMUT CAPITAL MANAGEMENT SGR S.P.A	115.000	115.000
1646 AZL DFA INTERNATIONAL CORE EQUITY FUND	11.475	11.475
1647 AZL INTERNATIONAL INDEX FUND	64.613	64.613
1648 AZL MSCI GLOBAL EQUITY INDEX FUND	5.740	5.740
1478 BANCA MEDIOLANUM S.P.A.	22.644.712	22.644.712
1553 BANCO BILBAO VIZCAYA MADRID	60.158	60.158
690 BANCO CENTRAL DE TIMOR-LESTE (BCTL)	4.041	4.041
688 BANCO CENTRAL DE TIMOR-LESTE (BCTL)	23.291	23.291
689 BANCO CENTRAL DE TIMOR-LESTE (BCTL)	26.233	26.233
1108 BANCO NACIONAL DE PANAMA ACTING AS TRUSTEE OF THE FIDEICOMISO DE FONDO DE AHORI	5.010	5.010
1651 BANK OF KOREA	1	1
1649 BANK OF KOREA	2.209	2.209

Mediobanca S.p.A.

Assemblea ordinaria e straordinaria

28 ottobre 2021

Esito della votazione sul punto 3.d
dell'ordine del giorno

SCHEDA NOMINATIVO

	NUMERO DI AZIONI	
	TOTALE	CON DIRITTO DI VOTO
1654 BANK OF KOREA	2.350	2.350
1650 BANK OF KOREA	25.506	25.506
1652 BANK OF KOREA	132.901	132.901
1653 BANK OF KOREA	153.462	153.462
1109 BATTELLE MEMORIAL INSTITUTE	23.180	23.180
1554 BCT POOLED INVESTMENT FUND SERIES SMART EUROPEAN EQUITY FUND	7.438	7.438
44 BEAR CREEK INC	6.029	6.029
45 BEAR CREEK INC	13.251	13.251
1110 BEAT DRUGS FUND ASSOCIATION	789	789
1111 BECTON DICKINSON AND COMPANY MASTER RETIREMENT TRUST	16.855	16.855
1903 BEL EQUITY EUROPE ESG	52.686	52.686
1655 BELL ATLANTIC MASTER TRUST	2.499	2.499
1112 BELLEVUE FUNDS (LUX) - BB ENTREPRENEUR EUROPE SMALL	146.845	146.845
1656 BELLSOUTH CORP RFA VEBA TRUST	8.047	8.047
1113 BELLSOUTH CORPORATE TRUST UNDER EXECUTIVE BENEFIT PLAN(S) FO.	4.100	4.100
1114 BELLSOUTH CORPORATE TRUST UNDER EXECUTIVE BENEFIT PLAN(S).	20.600	20.600
1115 BELLSOUTH CORPORATION TRUST UNDER EXECUTIVE BENEFIT PLAN(S)	3.600	3.600
1116 BELLSOUTH ENTERPRISES INC. TRUST UNDER EXECUTIVE BENEFIT PLA.	5.700	5.700
46 BERNSTEIN FUND INC INTERNATIONAL STRATEGIC EQUITIES PORTFOLIO	6.502.400	6.502.400
691 BEST INVESTMENT CORPORATION	2.038	2.038
692 BEST INVESTMENT CORPORATION	7.238	7.238
693 BESTSELECT - AB EUROPEAN EQUITY	361.512	361.512
1117 BETTER BE GOOD LLC	411	411
1904 BFT EURO FUTUR ESG	58.000	58.000
1905 BFT PARTNERS - VIA EQUITY EURO	75.092	75.092
47 BLACKROCK - IG INTERNATIONALEQUITY POOL	34.007	34.007
694 BLACKROCK ADVANTAGE ESG INTERNATIONAL EQUITY FUND OF BLACKROCK FUNDS	897	897
546 BLACKROCK ADVANTAGE GLOBAL FUN	5.423	5.423
1657 BLACKROCK ADVANTAGE INTERNATIONAL FUND	325.912	325.912
1124 BLACKROCK AUTHORISED CONTRACTUAL SCHEME I	309	309
1119 BLACKROCK AUTHORISED CONTRACTUAL SCHEME I	1.095	1.095
1123 BLACKROCK AUTHORISED CONTRACTUAL SCHEME I	1.231	1.231
1120 BLACKROCK AUTHORISED CONTRACTUAL SCHEME I	2.284	2.284
1118 BLACKROCK AUTHORISED CONTRACTUAL SCHEME I	6.554	6.554
1121 BLACKROCK AUTHORISED CONTRACTUAL SCHEME I	7.182	7.182
1122 BLACKROCK AUTHORISED CONTRACTUAL SCHEME I	10.375	10.375
695 BLACKROCK CDN MSCI ACWI EX-CANADA INDEX FUND	15.920	15.920
696 BLACKROCK CDN MSCI EAFE EQUITY INDEX FUND	18.261	18.261
697 BLACKROCK FISSION INDEXED INTERNATIONAL EQUITY FUND	3.184	3.184
1658 BLACKROCK FUND MANAGERS LTD	25.763	25.763
1515 BLACKROCK FUNDS I ICAV	588	588
1514 BLACKROCK FUNDS I ICAV	14.335	14.335
1660 BLACKROCK GLOBAL FUNDS	91.906	91.906
1659 BLACKROCK GLOBAL FUNDS	141.941	141.941
48 BLACKROCK GLOBAL INDEX FUNDS	1.410	1.410
49 BLACKROCK GLOBAL INDEX FUNDS	15.239	15.239
1517 BLACKROCK INDEX SELECTION FUND	346	346
1518 BLACKROCK INDEX SELECTION FUND	699	699
1519 BLACKROCK INDEX SELECTION FUND	1.160	1.160
1516 BLACKROCK INDEX SELECTION FUND	9.353	9.353
1520 BLACKROCK INDEX SELECTION FUND	11.055	11.055

Mediobanca S.p.A.

Assemblea ordinaria e straordinaria

28 ottobre 2021

**Esito della votazione sul punto 3.d
dell'ordine del giorno**

SCHEDA NOMINATIVO

	NUMERO DI AZIONI	
	TOTALE	CON DIRITTO DI VOTO
698 BLACKROCK INSTITUTIONAL POOLED FUNDS PLC	122	122
699 BLACKROCK INSTITUTIONAL POOLED FUNDS PLC	5.398	5.398
709 BLACKROCK INSTITUTIONAL TRUST COMPANY, N.A. INVESTMENT FUNDS FOR EMPLOYEE BE	2.392	2.392
707 BLACKROCK INSTITUTIONAL TRUST COMPANY, N.A. INVESTMENT FUNDS FOR EMPLOYEE BE	8.620	8.620
713 BLACKROCK INSTITUTIONAL TRUST COMPANY, N.A. INVESTMENT FUNDS FOR EMPLOYEE BE	18.247	18.247
702 BLACKROCK INSTITUTIONAL TRUST COMPANY, N.A. INVESTMENT FUNDS FOR EMPLOYEE BE	32.263	32.263
710 BLACKROCK INSTITUTIONAL TRUST COMPANY, N.A. INVESTMENT FUNDS FOR EMPLOYEE BE	51.612	51.612
706 BLACKROCK INSTITUTIONAL TRUST COMPANY, N.A. INVESTMENT FUNDS FOR EMPLOYEE BE	65.630	65.630
704 BLACKROCK INSTITUTIONAL TRUST COMPANY, N.A. INVESTMENT FUNDS FOR EMPLOYEE BE	93.617	93.617
700 BLACKROCK INSTITUTIONAL TRUST COMPANY, N.A. INVESTMENT FUNDS FOR EMPLOYEE BE	121.813	121.813
708 BLACKROCK INSTITUTIONAL TRUST COMPANY, N.A. INVESTMENT FUNDS FOR EMPLOYEE BE	324.706	324.706
712 BLACKROCK INSTITUTIONAL TRUST COMPANY, N.A. INVESTMENT FUNDS FOR EMPLOYEE BE	343.597	343.597
701 BLACKROCK INSTITUTIONAL TRUST COMPANY, N.A. INVESTMENT FUNDS FOR EMPLOYEE BE	498.247	498.247
705 BLACKROCK INSTITUTIONAL TRUST COMPANY, N.A. INVESTMENT FUNDS FOR EMPLOYEE BE	994.712	994.712
714 BLACKROCK INSTITUTIONAL TRUST COMPANY, N.A. INVESTMENT FUNDS FOR EMPLOYEE BE	1.075.696	1.075.696
703 BLACKROCK INSTITUTIONAL TRUST COMPANY, N.A. INVESTMENT FUNDS FOR EMPLOYEE BE	1.147.880	1.147.880
711 BLACKROCK INSTITUTIONAL TRUST COMPANY, N.A. INVESTMENT FUNDS FOR EMPLOYEE BE	1.767.813	1.767.813
715 BLACKROCK INTERNATIONAL ALPHA TILTS FUND	6.086	6.086
716 BLACKROCK INTERNATIONAL INDEX V.I. FUND OF BLACKROCK VARIABLE SERIES FUNDS, INC	7.311	7.311
1661 BLACKROCK LIFE LIMITED	16.949	16.949
1663 BLACKROCK LIFE LTD	155	155
1662 BLACKROCK LIFE LTD	1.475	1.475
1664 BLACKROCK LIFE LTD	3.035	3.035
1665 BLACKROCK LIFE LTD	4.157	4.157
1666 BLACKROCK LIFE LTD	15.765	15.765
1667 BLACKROCK LIFE LTD	94.972	94.972
717 BLACKROCK MSCI EAFE EQUITY INDEX NON-LENDABLE FUND B	122.315	122.315
718 BLACKROCK MSCI EMU IMI INDEX FUND B (EMUIMIB)	457	457
719 BLACKROCK MULTI-ASSET INCOME PORTFOLIO OF BLACKROCK FUNDS II	290.330	290.330
1668 BLACKROCK SOLUTIONS FUNDS ICAV	73.908	73.908
50 BLACKROCK STRATEGIC FUNDS	135	135
1125 BLACKROCK UCITS CCF. BLACKROCK ASSET MANAGEMENT IRELAND LIMITED	29.968	29.968
51 BMO MSCI EAFE INDEX ETF	143.252	143.252
1555 BNY MELLON DT NSL INTERNATIONAL STOCK INDEX FUND	28.379	28.379
1669 BNY MELLON INTERNATIONAL STOCK INDEX FUND	18.619	18.619
1556 BNYM MELLON CF SL INTERNATIONAL STOCK INDEX FUND	33.269	33.269
1557 BNYM MELLON DB SL INTERNATIONAL STOCK INDEX FUND	308.072	308.072
1558 BNYM MELLON NSL INTERNATIONAL STOCK INDEX FUND	57.100	57.100
720 BNZ WHOLESALE INTERNATIONAL EQUITIES (INDEX) FUND	11.626	11.626
1671 BOARD OF PENSIONS OF THE EVANGELICAL LUTHERAN CHURCH IN AMERICA	2.801	2.801
1670 BOARD OF PENSIONS OF THE EVANGELICAL LUTHERAN CHURCH IN AMERICA	7.684	7.684
721 BOILERMAKERS NATIONAL ANNUITY TRUST	45.281	45.281
52 BP PENSION FUND	9.127	9.127
722 BPI GIF	49.000	49.000
1559 BRANDYTRUST GLOBAL PARTNERS LP	14.549	14.549
550 BRIDGE BUILDER INTERNATIONAL E	26.741	26.741
54 BRIGHTHOUSE FUNDS TRUST II METLIFE MSCI EAFE INDEX PORTFOLIO	44.816	44.816
1127 BRITISH COLUMBIA INVESTMENT MANAGEMENT CORPORATION.	761	761
1126 BRITISH COLUMBIA INVESTMENT MANAGEMENT CORPORATION.	963	963
723 BRUNEI SHELL RETIREMENT BENEFIT FUND	1.272	1.272
1560 BRUNSWICK UNIT 1 QUALIFIED NUCLEAR DECOMMISSIONING FUND	4.977	4.977

Mediobanca S.p.A.

Assemblea ordinaria e straordinaria

28 ottobre 2021

Esito della votazione sul punto 3.d
dell'ordine del giorno

SCHEDA NOMINATIVO

	NUMERO DI AZIONI	
	TOTALE	CON DIRITTO DI VOTO
1561 BRUNSWICK UNIT 2 QUALIFIED NUCLEAR DECOMMISSIONING FUND	5.094	5.094
724 BT INTERNATIONAL SHARES INDEX FUND	39.176	39.176
725 BT WHOLESALE MULTI-MANAGER INTERNATIONAL SHARE FUND	13.778	13.778
726 BUMA-UNIVERSAL-FONDS I	6.536	6.536
727 BUREAU OF LABOR FUNDS - LABOR RETIREMENT FUND	1.798	1.798
730 BUREAU OF LABOR FUNDS-LABOR PENSION FUND	1.586	1.586
729 BUREAU OF LABOR FUNDS-LABOR PENSION FUND	2.742	2.742
728 BUREAU OF LABOR FUNDS-LABOR PENSION FUND	3.856	3.856
732 BUREAU OF LABOR FUNDS-LABOR PENSION FUND	5.140	5.140
731 BUREAU OF LABOR FUNDS-LABOR PENSION FUND	9.820	9.820
55 CAISSE DE DEPOT ET PLACEMENT DUQUEBEC	4.543	4.543
733 CAISSE DES DEPOTS ET CONSIGNATIONS	218.946	218.946
734 CALCIUM QUANT	34.724	34.724
59 CALIFORNIA PUBLIC EMPLOYEES RETIREMENT SYSTEM	3.978	3.978
58 CALIFORNIA PUBLIC EMPLOYEES RETIREMENT SYSTEM	5.055	5.055
57 CALIFORNIA PUBLIC EMPLOYEES RETIREMENT SYSTEM	718.940	718.940
56 CALIFORNIA PUBLIC EMPLOYEES RETIREMENT SYSTEM	1.497.441	1.497.441
1534 CALT 2004 SRL	1.500.000	1.500.000
1129 CALVERT CLIFFS NUCLEAR POWER PLANT UNIT ONE QUALIFIED FUND	2.200	2.200
1128 CALVERT CLIFFS NUCLEAR POWER PLANT UNIT ONE QUALIFIED FUND	2.900	2.900
65 CALVERT INTERNATIONAL RESPONSIBLE INDEX FUND	29.117	29.117
66 CALVERT VP EAFE INTERNATIONAL INDEX PORTFOLIO	4.446	4.446
67 CANADA PENSION PLAN INVESTMENT BOARD (CPPIB)	3.750.500	3.750.500
1535 CAPITOLIUM SRL	300.000	300.000
68 CARLETON UNIVERSITY RETIREMENT PLAN	52.850	52.850
1130 CARNELIAN INVESTMENT MANAGEMENT LLC	11.620	11.620
1562 CAROL SPEARS REV TRUST DTD 9 29 2006	4.000	4.000
69 CAYMAN ISLANDS CHAMBER OF COMMERCE PENSION FUND	3.666	3.666
1880 CB NL AIF CLIENTS ASSETS TAXABLE	16.570	16.570
1131 CBOSC-CBGS-WGSS07	12.141	12.141
736 CC AND L ALTERNATIVE GLOBAL EQUITY FUND	315	315
1563 CDW 73 IRR PARA GL	351	351
1876 CENTRAL BANK OF IRELAND	1.051	1.051
1564 CENTRAL PENSION FUND OF THE INTERNATIONAL UNION OF OPERATING EMPLOYERS	14.168	14.168
1565 CENTRAL PENSION FUND OF THE INTERNATIONAL UNION OF OPERATING ENGINEERS AND PART	118.209	118.209
70 CENTRAL PROVIDENT FUND BOARD	1.396	1.396
1132 CFSIL ATF CMLA INTERNATIONAL SHARE FUND	8.069	8.069
737 CHINA LIFE INSURANCE (GROUP) COMPANY	1.597	1.597
71 CHRISTIAN SUPER	1.787	1.787
1134 CHRISTOPHER J MILLERCHIP	519	519
72 CIBC EUROPEAN INDEX FUND	3.780	3.780
73 CIBC INTERNATIONAL INDEX FUND	33.893	33.893
74 CIBC POOLED INTERNATIONAL EQUITY INDEX FUND	3.132	3.132
1135 CINDY SPRINGS LLC	49.952	49.952
1137 CITIBANK INTERNATIONAL PLC AS TRUSTEE CITIBANK INT.PL	131.561	131.561
1136 CITIBANK INTERNATIONAL PLC AS TRUSTEE CITIBANK INT.PL	2.005.574	2.005.574
1138 CITITRUST LIMITED AS TRUSTEE OF BLACKROCK PREMIER FUNDS-BLACKROCK WORLD EQUITY	3.625	3.625
1566 CITW FUND LP	582	582
1139 CITY OF FRESNO RETIREMENT SYSTEMS	169.764	169.764
1141 CITY OF LOS ANGELES FIRE AND POLICE PENSION PLAN	39.795	39.795
1140 CITY OF LOS ANGELES FIRE AND POLICE PENSION PLAN	81.351	81.351

Mediobanca S.p.A.

Assemblea ordinaria e straordinaria

28 ottobre 2021

Esito della votazione sul punto 3.d
dell'ordine del giorno

SCHEDA NOMINATIVO

	NUMERO DI AZIONI	
	TOTALE	CON DIRITTO DI VOTO
1672 CITY OF MEMPHIS RETIREMENT SYSTEM	31.453	31.453
75 CITY OF NEW YORK GROUP TRUST	45.724	45.724
77 CITY OF NEW YORK GROUP TRUST	56.386	56.386
76 CITY OF NEW YORK GROUP TRUST	60.764	60.764
738 CITY OF PHILADELPHIA PUBLIC EMPLOYEES RETIREMENT SYSTEM	36.505	36.505
1142 CITY OF TALLAHASSEE	81.710	81.710
78 CITY UNIVERSITY OF NEW YORK	531	531
739 CIVIL SERVICE EMPLOYEES PENSION FUND	10.515	10.515
1143 CLEARWATER INTERNATIONAL FUND	14.266	14.266
1867 CLEOME INDEX EMU EQUITIES	4.228	4.228
1868 CLEOME INDEX EUROPE EQUITIES	8.118	8.118
740 CM-AM SMALL & MIDCAP EURO	344.000	344.000
742 CM-CIC SICAV	14.000	14.000
741 CM-CIC SICAV	200.000	200.000
1144 CMLA INDEXED GLOBAL SHARE FUND	3.389	3.389
79 COLLEGE RETIREMENT EQUITIES FUND	1.174.572	1.174.572
81 COLONIAL FIRST STATE INVESTMENTFUND 3	27.772	27.772
1145 COLONIAL FIRST STATE INVESTMENTS LIMITED...	10.775	10.775
1147 COLONIAL FIRST STATE INVESTMENTS LIMITED...	39.648	39.648
1146 COLONIAL FIRST STATE INVESTMENTS LIMITED...	92.833	92.833
1148 COLONIAL FIRST STATE WHOLESALE INDEXED GLOBAL SHARE FUND	27.400	27.400
1149 COMBUSTION ENGINEERING 524(G) ASBESTOS PI TRUST	541	541
743 COMMINGLED PENSION TRUST FUND (EAFE EQUITY INDEX) OF JP MORGAN CHASE BANK, N.A.	316.965	316.965
1150 COMMONWEALTH GLOBAL SHARE FUND 17..	214.239	214.239
1673 COMMONWEALTH OF PA TREASURY	1.713	1.713
1674 COMMONWEALTH OF PENNSYLVANIA PUBLIC SCHOOL EMPLOYEES RETIR	69.569	69.569
1151 COMMONWEALTH SUPERANNUATION CORPORATION AS TRUSTEE	30.293	30.293
82 CONNECTICUT GENERAL LIFE INSURANCE COMPANY	1.304	1.304
745 CONNECTICUT GENERAL LIFE INSURANCE COMPANY	3.151	3.151
744 CONNECTICUT GENERAL LIFE INSURANCE COMPANY	8.139	8.139
746 CONSERVATION INTERNATIONAL FOUNDATION, INC.	441	441
1675 CONSERVATIVE BALANCED PORTFOLIO	1.342	1.342
1567 CONSOLIDATED EDISON RETIREMENT PLAN	33.608	33.608
747 CONVICTION PATRIMOINE	34.400	34.400
83 COUNSEL DEFENSIVE GLOBAL EQUITY	2.860	2.860
1676 COUNTY EMPLOYEES ANNUITY AND BENEFIT FUND OF COOK COUNTY	28.833	28.833
1568 COUNTY OF SANTA CLARA	24.385	24.385
1906 CPR EUROLAND ESG	140.382	140.382
1907 CPR EUROLAND PREMIUM	46.472	46.472
1152 CREDIT SUISSE FUNDS AG	25.741	25.741
750 CREDIT SUISSE INDEX FUND (LUX)	7.212	7.212
749 CREDIT SUISSE INDEX FUND (LUX)	138.710	138.710
748 CREDIT SUISSE INDEX FUND (LUX)	153.097	153.097
751 CREDIT SUISSE LUX EUROZONE QUALITY GROWTH EQUITY FUND	283.974	283.974
1877 CRELAN INVEST BALANCED	34.598	34.598
1878 CRELAN INVEST CONSERVATIVE	4.397	4.397
1879 CRELAN INVEST DYNAMIC	15.287	15.287
1153 CROWN SIGMA UCITS PLC - LGT SUSTAINABLE EQUITY EUROPE SUB FU	314.600	314.600
1154 CROWN SIGMA UCITS PLC - LGT SUSTAINABLE EQUITY MARKET NEUTRA	101.500	101.500
752 CSIF 2 CREDIT SUISSE LUX COPERNICUS ITALY EQUITY FUND	101.625	101.625
753 CSIF CH EQUITY EMU CREDIT SUISSE FUNDS AG	61.407	61.407

Mediobanca S.p.A.

Assemblea ordinaria e straordinaria

28 ottobre 2021

**Esito della votazione sul punto 3.d
dell'ordine del giorno**

SCHEDA NOMINATIVO

	NUMERO DI AZIONI	
	TOTALE	CON DIRITTO DI VOTO
754 CSIF CH EQUITY EUROPE EX CH BLUE CREDIT SUISSE FUNDS AG	15.781	15.781
755 CSIF CH III EQUITY WORLD EX CH VALUE WEIGHTED PENSION FUND CREDIT SUISSE FUNDS AG	5.437	5.437
1155 CSX CORP MASTER PENSION TRUST	27.077	27.077
756 CUSTODY BANK OF JAPAN, LTD. AS TRUSTEE FOR MIZUHO TRUST & BANKING CO., LTD. AS TRU	57.442	57.442
757 CUSTODY BANK OF JAPAN, LTD. AS TRUSTEE FOR MIZUHO TRUST & BANKING CO., LTD. AS TRU	3.246	3.246
559 CUSTODY BANK OF JAPAN, LTD. RE	17.305	17.305
758 CUSTODY BANK OF JAPAN, LTD. RE: MATB NISSAY / PANAGORA GLOBAL EQUITY PASSIVE FUND	1.735	1.735
759 CUSTODY BANK OF JAPAN, LTD. RE: RB TOKKIN 18420-7105	293.020	293.020
760 CUSTODY BANK OF JAPAN, LTD. RE: RB TOKKIN 18420-7106	293.171	293.171
761 CUSTODY BANK OF JAPAN, LTD. RE: STB FOREIGN STOCK INDEX MOTHER FUND(CURRENCY HEI	9.971	9.971
1156 CYSTIC FIBROSIS FOUNDATION	66.372	66.372
762 D. E. SHAW ALL COUNTRY - PM	1	1
763 DANSKE INVEST INDEX GLOBAL AC RESTRICTED - ACCUMULATING KL	24.162	24.162
1157 DANSKE INVEST SICAV - GLOBAL INDEX	22.822	22.822
1158 DANSKE INVEST SICAV - SRI GLOBAL	5.633	5.633
84 DEAM-FONDS CPT	2.409	2.409
764 DEGROOF PETERCAM ASSET MANAGEMENT REPRESENTING ERGO FUND	65.000	65.000
765 DEKA-MASTER HAEK I	26.194	26.194
766 DELFIN SARL.	8.640.586	8.640.586
1949 DELFIN SARL.	31.000.000	31.000.000
563 DELFIN SARL.	34.317.870	34.317.870
85 DELFIN SARL.	40.861.458	40.861.458
562 DELFIN SARL.	52.841.625	52.841.625
1159 DELFINCO LP	19.798	19.798
86 DELTASHARES S+P INTERNATIONAL MANAGED RISK ETF	7.063	7.063
87 DESJARDINS RI DEVELOPED EXUSA EXCANADA LOW CO2 INDEX ETF	3.155	3.155
88 DESJARDINS RI DEVELOPED EXUSA EXCANADA MULTIFACTOR LOW CO2 ETF	16.320	16.320
89 DESJARDINS RI GLOBAL MULTIFACTOR FOSSIL FUEL RESERVES FREEETF	461	461
90 DETROIT EDISON QUALIFIED NUCLEAR DECOMMISSIONING TRUST	15.054	15.054
767 DEVELOPED EX-FOSSIL FUEL INDEX FUND B (FTDEVXFF)	4.437	4.437
768 DEVELOPED INTERNATIONAL EQUITY SELECT ETF	2.449	2.449
1160 DFI LP EQUITY (PASSIVE	451	451
1948 DIEGO DELLA VALLE & C. S.R.L.	4.401.000	4.401.000
1161 DILLON MARKETABLE SECURITIES COMMON TRUST FUND C/O KESWICK MANAGEMENT	1.918	1.918
1677 DIOCESE OF VENICE PENSION PLAN AND TRUST	666	666
1678 DIVERSIFIED INTERNATIONAL FUND	3.310.921	3.310.921
769 DNCA INVEST SOUTH EUROPE OPPORTUNITIES	156.287	156.287
770 DPAM CAPITAL B	39.331	39.331
771 DPAM DBI RDT	254.087	254.087
772 DPAM HORIZON	35.112	35.112
773 DPAM INVEST B	10.139.303	10.139.303
774 DPAM L	884.000	884.000
1679 DUKE ENERGY QUALIFIED NUCLEAR DECOMMISSIONING	36.145	36.145
91 DUKE ENERGY RETIREMENT SAVINGS PLAN	114.700	114.700
92 DUPONT PENSION TRUST	18.304	18.304
93 DWS GLOBAL INCOME BUILDER FUND	77.734	77.734
94 DWS GLOBAL INCOME BUILDER VIP	13.548	13.548
95 DWS INVESTMENT GMBH FOR DEAMFONDS GSK 1	6.284	6.284
96 DWS INVESTMENT GMBH FOR DEAMFONDS PG EQ	17.415	17.415
97 DWS INVESTMENT GMBH FOR DWS EUROPEAN OPPORTUNITIES	15.066	15.066
98 DWS INVESTMENT GMBH FOR MULTIINDEX EQUITY FUND	5.069	5.069

Mediobanca S.p.A.

Assemblea ordinaria e straordinaria

28 ottobre 2021

Esito della votazione sul punto 3.d
dell'ordine del giorno

SCHEDA NOMINATIVO

	NUMERO DI AZIONI	
	TOTALE	CON DIRITTO DI VOTO
1681 DWS INVESTMENT GMBH ON BEHALF OF DEAM FONDS ZDV	678	678
1680 DWS INVESTMENT GMBH ON BEHALF OF DEAM FONDS ZDV	9.216	9.216
1569 DWS INVESTMENT GMBH ON BEHALF OF DEUTSCHE DCG EQ	4.197	4.197
99 DWS INVESTMENT SA FOR ARERO DER WELTFONDS	14.761	14.761
100 DWS MULTI ASSET PIR FUND	122.388	122.388
1162 DYNASTY INVEST LTD	1.116	1.116
1682 EASTSPRING INVESTMENTS	1.370	1.370
101 EATON VANCE EQUITY HARVEST FUNDLLC	6.972	6.972
775 EBK-AKTIEN-UNIVERSAL-FONDS	40.430	40.430
1908 ECOFI OPTIM VARIANCE	83.979	83.979
1163 ECOLAB PENSION TRUST	20.235	20.235
1909 EGAMO ACTION EURO	1.400	1.400
1910 EGAMO ALLOCATION FLEXIBLE	17.659	17.659
776 EMBO-FONDS	17.164	17.164
102 EMERGENCY SERVICES SUPERANNUATION SCHEME	1.925	1.925
1164 EMERSON ELECTRIC CO. RETIREMENT MASTER TRUST	39.900	39.900
777 EMPLOYEES RETIREMENT SYSTEM OF GEORGIA	80.902	80.902
1683 EMPLOYEES RETIREMENT SYSTEM OF THE CITY OF BALTIMORE OF BALTIMORE	977	977
1684 EMPLOYEES RETIREMENT SYSTEM OF THE STATE OF HAWAII	1	1
1685 ENERGY INSURANCE MUTUAL LIMITED	6.680	6.680
1165 ENERGY INVESTMENT FUND	5.046	5.046
778 ENHANCED INDEX INTERNATIONAL SHARE FUND	11.057	11.057
779 ENHANCED INDEX INTERNATIONAL SHARE FUND	26.249	26.249
1687 ENSIGN PEAK ADVISORS INC	1	1
1686 ENSIGN PEAK ADVISORS INC	60.162	60.162
1688 ENSIGN PEAK ADVISORS INC	63.270	63.270
103 EPSILON ASSOCIATI SGR - EPSILONSGR DLONGRUN	269	269
104 EPSILON ASSOCIATI SGR - EPSILONSGR QRETURN	14.757	14.757
105 EPSILON MULTIASSET VALORE GLOBALE DICEMBRE 2021	5.037	5.037
106 EPSILON MULTIASSET VALORE GLOBALE LUGLIO 2022	5.240	5.240
107 EPSILON MULTIASSET VALORE GLOBALE MAGGIO 2022	6.636	6.636
108 EPSILON MULTIASSET VALORE GLOBALE MARZO 2022	3.426	3.426
780 EQ ADVISORS TRUST - ATM INTERNATIONAL MANAGED VOLATILITY PORTFOLIO	15.653	15.653
781 EQ ADVISORS TRUST - ATM INTERNATIONAL MANAGED VOLATILITY PORTFOLIO	38.581	38.581
782 EQ ADVISORS TRUST - EQ/AB DYNAMIC GROWTH PORTFOLIO	5.748	5.748
783 EQ ADVISORS TRUST - EQ/AB DYNAMIC MODERATE GROWTH PORTFOLIO	26.125	26.125
784 EQ ADVISORS TRUST - EQ/GLOBAL EQUITY MANAGED VOLATILITY PORTFOLIO	19.331	19.331
785 EQ ADVISORS TRUST - EQ/INTERNATIONAL CORE MANAGED VOLATILITY PORTFOLIO	28.075	28.075
786 EQ ADVISORS TRUST - EQ/INTERNATIONAL MANAGED VOLATILITY PORTFOLIO	81.255	81.255
787 EQ OFFSHORE MULTIMANAGER FUNDS TRUST - EQ OFFSHORE AGGRESSIVE MULTIMANAGER FI	2.320	2.320
1166 EQUIPSUPER	9.240	9.240
788 EQUITABLE FINANCIAL LIFE INSURANCE COMPANY	5.844	5.844
109 ES ALLIANCE BERNSTEIN UK EQUITYFUND	334.486	334.486
1689 ES RIVER AND MERCANTILE FUNDS ICVC	97.615	97.615
564 ETOILE ACTIONS INTERNATIONALES	118.171	118.171
110 EURIZON AZIONI ITALIA	713.494	713.494
111 EURIZON PIR ITALIA AZIONI	40.415	40.415
112 EURIZON PROGETTO ITALIA 40	229.790	229.790
113 EURIZON PROGETTO ITALIA 70	266.688	266.688
114 EURIZON RENDITA	8.497	8.497
790 EUROBEN EQUITY GLOBAL	1.204	1.204

Mediobanca S.p.A.

Assemblea ordinaria e straordinaria

28 ottobre 2021

**Esito della votazione sul punto 3.d
dell'ordine del giorno**

SCHEDA NOMINATIVO

		NUMERO DI AZIONI	
		TOTALE	CON DIRITTO DI VOTO
791	EUROPE EQUITY INDEX ESG SCREENED FUND B(EURXCWB)	40.927	40.927
792	EUROPE EX-UK ALPHA TILTS ESG SCREENED FUND B (EUTLTBTTL)	91.078	91.078
793	EUROPE RESTRICTED - ACCUMULATING KL	52.626	52.626
1690	EUROPEAN CENTRAL BANK	38.512	38.512
1691	EUROPEAN CENTRAL BANK	44.031	44.031
1167	EVA VALLEY MA1 LLC	8.853	8.853
1168	EXELON FITZPATRICK QUALIFIED FUND	3.014	3.014
115	FAMILY INVESTMENTS CHILD TRUST FUND	19.552	19.552
116	FAMILY INVESTMENTS GLOBAL ICVC FAMILY BALANCED INTERNATIONALFUND	12.188	12.188
1169	FCM INTERNATIONAL LLC	2.081	2.081
1911	FCP ARRCO LONG TERME D	457.039	457.039
1912	FCP CARP - INDO	195.052	195.052
794	FCP CNP ACTIONS EMU UBS	170.857	170.857
795	FCP FRANCE PLACEMENT EURO ESG	80.075	80.075
796	FCP FRANCE PLCT INTERNATIONAL ESG	173.077	173.077
797	FCP SODIUM I	48.343	48.343
1913	FCP VILLIERS ALLEGRO	179.806	179.806
1914	FCPE EVOLUTIS	157.836	157.836
1915	FDRN AMUNDI	66.566	66.566
1479	FERRERO S.P.A.	2.861.250	2.861.250
799	FIAM GROUP TRUST FOR EMPLOYEE BENEFIT PLANS	2.355.828	2.355.828
1170	FIDDLER PARTNERS LLC.	356	356
800	FIDELITY CONCORD STREET TRUST: FIDELITY SERIES INTERNATIONAL INDEX FUND	9.240	9.240
117	FIDELITY INV TRUST FIDELITY SERIES INT VALUE FUND	12.979.755	12.979.755
118	FIDELITY INV TRUST FIDELITY TOTAL INT EQUITY FUND	27.907	27.907
801	FIDELITY INVESTMENT FUNDS - FIDELITY INDEX EUROPE EX UK FUND	40.799	40.799
802	FIDELITY INVESTMENT FUNDS - FIDELITY INDEX WORLD FUND	43.705	43.705
119	FIDELITY INVESTMENT TRUST FIDELITY FLEX INTERNATIONAL FUND	37.348	37.348
1171	FIDELITY INVESTMENT TRUST: FIDELITY INTERNATIONAL VALUE FUND	343.525	343.525
120	FIDELITY RUTLAND SQUARE TRUST II STRATEGIC ADV FIDELITY INT FND	426.700	426.700
1570	FIDELITY SAI INTERNATIONAL INDEX FUND	223.353	223.353
803	FIDELITY SALEM STREET TRUST: FIDELITY GLOBAL EX U.S. INDEX FUND	200.456	200.456
804	FIDELITY SALEM STREET TRUST: FIDELITY TOTAL INTERNATIONAL INDEX FUND	161.934	161.934
805	FIDELITY SALEM STREET TRUST: FIDELITY ZERO INTERNATIONAL INDEX FUND	76.520	76.520
1172	FIDELITY SALEM STREET TRUST: FIDELITY FLEX INTERNATIONAL INDEX FUND	27.463	27.463
1173	FIDELITY SALEM STREET TRUST: FIDELITY SERIES GLOBAL EX U.S. INDEX FUND	673.658	673.658
806	FIDELITY UCITS II ICAV/FIDELITY MSCI EUROPE INDEX FUND	1.608	1.608
807	FIDELITY UCITS II ICAV/FIDELITY MSCI WORLD INDEX FUND	1.519	1.519
121	FIDEURAM COMPARTO PIANO AZIONI ITALIA	917.500	917.500
122	FIDEURAM COMPARTO PIANO BILANCIATO ITALIA 30	39.000	39.000
123	FIDEURAM COMPARTO PIANO BILANCIATO ITALIA 50	310.000	310.000
124	FIDEURAM ITALIA	51.640	51.640
1480	FIN PRIV SRL	14.340.218	14.340.218
808	FINANCIERE DU PERGUET	18.769.815	18.769.815
566	FINELDO S.R.L.	2.043.720	2.043.720
1481	FINPROG ITALIA S.P.A.	1.873.621	1.873.621
125	FINPROG ITALIA S.P.A.	2.563.846	2.563.846
809	FINREON WORLD EQUITY MULTI PREMIA CREDIT SUISSE FUNDS AG	518	518
1693	FIRE AND POLICE MEMBERS BENEFIT INVESTMENT FUND	6.907	6.907
1694	FIREFIGHTERS RETIREMENT SYSTEM	32.400	32.400
126	FIRST ASSET MORNINGSTAR INTERNATIONAL VALUE INDEX ETF	212.178	212.178

Mediobanca S.p.A.

Assemblea ordinaria e straordinaria

28 ottobre 2021

Esito della votazione sul punto 3.d
dell'ordine del giorno

SCHEDA NOMINATIVO

	NUMERO DI AZIONI	
	TOTALE	CON DIRITTO DI VOTO
1695 FLEXIBLE MANAGED PORTFOLIO	1.785	1.785
810 FLEXSHARES MORNINGSTAR DEVELOPED MARKETS EX-US FACTOR TILT INDEX FUND	14.784	14.784
1696 FLORIDA BIRTH RELATED NEUROLOGICAL INJURY COMPENSATION ASSOCIATION	14.827	14.827
1697 FLORIDA GLOBAL EQUITY FUND LLC	3.995	3.995
1571 FLORIDA LLC	46.838	46.838
1699 FLORIDA RETIREMENT SYSTEM	199.401	199.401
1698 FLORIDA RETIREMENT SYSTEM	348.196	348.196
1702 FLORIDA RETIREMENT SYSTEM TRUST FUND	15.737	15.737
1700 FLORIDA RETIREMENT SYSTEM TRUST FUND	36.644	36.644
1701 FLORIDA RETIREMENT SYSTEM TRUST FUND	68.031	68.031
1703 FLORIDA RETIREMENT SYSTEM TRUST FUND	1.268.955	1.268.955
811 FLORNOY FUND	511.405	511.405
127 FLOURISH INVESTMENT CORPORATION	49.729	49.729
128 FMR CAPITAL INC	346	346
129 FND DE SEGURANCA SOCIAL DE MACAU	19.307	19.307
130 FONDATION LUCIE ET ANDRE CHAGNON	15.700	15.700
629 FONDAZIONE CASSA DI RISPARMIO DI TERNI E NARNI	2.210.000	2.210.000
812 FONDAZIONE ROMA - GLOBAL PASSIVE EQUITIES	1.093	1.093
1541 FONDO SCUOLA ESPERO - CRESCITA AZIONARIO	5.185	5.185
813 FONDS DE RESERVE POUR LES RETRAITES (FRR)	41.220	41.220
814 FONDS DE RESERVE POUR LES RETRAITES (FRR)	69.114	69.114
815 FONDS DE RESERVE POUR LES RETRAITES (FRR)	215.414	215.414
1916 FONDS OBJECTIF CLIMAT ACTIONS1	22.435	22.435
1174 FORD MOTOR COMPANY DEFINED BENEFIT MASTER TRUST.	6.525	6.525
1175 FORD MOTOR COMPANY DEFINED BENEFIT MASTER TRUST.	9.708	9.708
1176 FORD MOTOR COMPANY OF CANADA LIMITED PENSION TRUST	5.612	5.612
816 FORD PENSION UNIVERSAL	1.648	1.648
817 FOREIGN STOCK INDEX MOTHER FUND	22.365	22.365
1177 FOURTH AVENUE INVESTMENT COMPANY	18.655	18.655
818 FOVERUKA PENSION UNIVERSAL	6.089	6.089
819 FRANCE INVESTISSEMENT EURO	96.837	96.837
820 FRANCE PLACEMENT EURO ESG PLUS	364.476	364.476
131 FRANK RUSSELL INVESTMENT CO II PLC	14.000	14.000
133 FRANK RUSSELL INVESTMENT COMPANY PLC	5.767	5.767
132 FRANK RUSSELL INVESTMENT COMPANY PLC	64.975	64.975
134 FRANKLIN FTSE EUROPE EX U.K. INDEX ETF	9.920	9.920
135 FRANKLIN LIBERTYSHARES ICAV	528	528
1178 FRANKLIN SELECT GLOBAL MULTI-ASSETINCOME FUND	340	340
136 FRANKLIN TEMPLETON ETF TRUST - FRANKLIN FTSE EUROPE ETF	11.832	11.832
137 FRANKLIN TEMPLETON ETF TRUST - FRANKLIN FTSE EUROPE HEDGED ETF	1.023	1.023
138 FRANKLIN TEMPLETON ETF TRUST - FRANKLIN FTSE ITALY ETF	7.068	7.068
139 FREZZOTTI FRANCA	588	588
140 FREZZOTTI GIOVANNI	1.694	1.694
821 FUNDACAO CALOUSTE GULBENKIAN	6.956	6.956
1179 FUNDO DE PENSOES.	6.366	6.366
1180 FUTURE FUND BOARD OF GUARDIANS FOR AND ON BEHALF OF FUTURE F.	59.006	59.006
1181 FUTURE FUND BOARD OF GUARDIANS FOR AND ON BEHALF OF THE MEDI.	13.578	13.578
822 G.A.-FUND-B - EURO EQUITIES	232.025	232.025
823 G.A.-FUND-B - SUSTAINABLE WORLD EQUITIES	199.810	199.810
1484 GAVIO BENIAMINO - GAVIO DANIELA	371.642	371.642
1482 GAVIO BENIAMINO GIUSEPPE STEFANO	1.271.642	1.271.642

Mediobanca S.p.A.

Assemblea ordinaria e straordinaria

28 ottobre 2021

Esito della votazione sul punto 3.d
dell'ordine del giorno

SCHEDA NOMINATIVO

	NUMERO DI AZIONI	
	TOTALE	CON DIRITTO DI VOTO
1485 GAVIO DANIELA	577.500	577.500
1486 GAVIO MARCELLO	332.000	332.000
1182 GBPO - QCF - GLOBAL BALANCED POOL	8.186	8.186
824 GEFIP INVEST	115.000	115.000
141 GENERAL ELECTRIC PENSION TRUST	98.344	98.344
1183 GENERAL ORGANISATION FOR SOCIAL INSURANCE	7.137	7.137
1186 GENERAL PENSION AND SOCIAL SECURITY AUTHORITY GPSSA	5.382	5.382
1185 GENERAL PENSION AND SOCIAL SECURITY AUTHORITY GPSSA	13.003	13.003
1184 GENERAL PENSION AND SOCIAL SECURITY AUTHORITY GPSSA	18.060	18.060
1487 GENERALI ITALIA S.P.A.	2.141.244	2.141.244
1572 GEORGIA TECH FOUNDATION INC	139	139
1521 GERANA SICAV-SIF, S.A.	22.107	22.107
825 GESTIELLE PRO ITALIA	180.000	180.000
1488 GILPAR S.P.A.	1.115.300	1.115.300
1187 GLG EUROPEAN LONG-SHORT FUND MAPLES CORPORATE SERVICES LIMIT	1.368	1.368
826 GLOBAL ALPHA TILTS FUND B (ACWITILTB)	1.407	1.407
1573 GLOBAL ATLANTIC BLACKROCK DISCIPLINED INTERNATIONAL CORE PORTFOLIO	18.323	18.323
1188 GLOBAL BOND FUND WAYCROSSE INC	35.169	35.169
828 GLOBAL EQUITIES ENHANCED INDEX FUND	6.740	6.740
827 GLOBAL EQUITIES ENHANCED INDEX FUND	16.003	16.003
829 GLOBAL EX-U.S. ALPHA TILTS FUND B (ACWITLB)	29.679	29.679
1917 GLOBAL MULTI ASSET KKS	25.157	25.157
1704 GLOBAL PORTFOLIO	87.600	87.600
142 GMAM GROUP PENSION TRUST II	11.568	11.568
143 GMAM INVESTMENT FUNDS TRUST	28.353	28.353
144 GMAM INVESTMENT FUNDS TRUST	53.400	53.400
145 GMO BENCHMARKFREE FUND	77.313	77.313
146 GMO FUNDS PLC GMO GLOBAL EQUITYALLOCATION INVESTMENT FUND	7.432	7.432
147 GMO FUNDS PLC GMO GLOBAL REAL RETURN (UCITS) FUND	47.451	47.451
148 GMO IMPLEMENTATION FUND	166.948	166.948
149 GMO INTERNATIONAL EQUITY FUND	417.710	417.710
150 GMO STRATEGIC OPPORTUNITIES ALLOCATION FUND	9.979	9.979
151 GMO TAXMANAGED INTERNATIONAL EQUITIES FUND	4.523	4.523
1705 GMS ERISA GROUP TRUST	17.200	17.200
1706 GOLDMAN SACHS MARKETBETA INTERNATIONAL EQUITY ETF	14.288	14.288
152 GOLDMAN SACHS TRUST GOLDMAN SACHS GLOBAL MANAGED BETA FUND	3.912	3.912
153 GOLDMAN SACHS TRUST II - GOLDMAN SACHS MULTI-MANAGER ALTERNATIVE	11.698	11.698
154 GOLDMAN SACHS UK RETIREMENT PLAN	9.341	9.341
1708 GOVERNMENT EMPLOYEES PENSION FUND	20.150	20.150
1707 GOVERNMENT EMPLOYEES PENSION FUND	23.745	23.745
1189 GOVERNMENT EMPLOYEES SUPERANNUATION BOARD	10.360	10.360
1192 GOVERNMENT OF NORWAY	579.954	579.954
1190 GOVERNMENT OF NORWAY	1.010.000	1.010.000
1191 GOVERNMENT OF NORWAY	5.333.137	5.333.137
830 GOVERNMENT PENSION INVESTMENT FUND	47.324	47.324
155 GOVERNMENT PENSION INVESTMENT FUND	170.561	170.561
1574 GREAT WEST CORE STRATEGIES INTERNATIONAL EQUITY FUND	6.721	6.721
1575 GREAT WEST CORE STRATEGIES INTERNATIONAL EQUITY FUND	34.000	34.000
1709 GREAT WEST INTERNATIONAL INDEX FUND	40.609	40.609
1576 GREAT WEST INTERNATIONAL VALUE FUND	210.400	210.400
571 GREEN TREE FUND A SERIES OF T	9.498	9.498

Mediobanca S.p.A.

Assemblea ordinaria e straordinaria

28 ottobre 2021

Esito della votazione sul punto 3.d
dell'ordine del giorno

SCHEDA NOMINATIVO

	NUMERO DI AZIONI	
	TOTALE	CON DIRITTO DI VOTO
1193 GUIDESTONE FUNDS INTERNATIONAL EQUITY INDEX FUND.	21.353	21.353
831 H.E.S.T. AUSTRALIA LIMITED	2.002	2.002
832 H.E.S.T. AUSTRALIA LIMITED	2.023	2.023
833 H.E.S.T. AUSTRALIA LIMITED	12.791	12.791
1194 HAGFORS LIMITED THE R&H TRUST COMPANY LTD	9.029	9.029
1918 HARMO PLACEMENT 2	34.642	34.642
1919 HARMONIE ALLOCATION	32.124	32.124
1920 HARMONIE EQUILIBRE	66.401	66.401
1577 HARRIS UNIT 1 QUALIFIED NUCLEAR DECOMMISSIONING FUND	2.843	2.843
834 HARTFORD ACCIDENT AND INDEMNITY COMPANY	1.832	1.832
157 HARTFORD SCHRODERS INTERNATIONAL MULTI-CAP VALUE FUND	355.253	355.253
1195 HASLAM FAMILY INVESTMENT PARTNERSHI	1.822	1.822
158 HC CAPITAL TRUST - THE ESG GROWTH PORTFOLIO	1.412	1.412
159 HC CAPITAL TRUST- THE CATHOLIC SRI GROWTH PORTFOLIO	356	356
160 HC CAPITAL TRUST- THE INSTITUTIONAL INTERNATIONAL EQUITY PORTFOL	32.957	32.957
161 HC CAPITAL TRUST- THE INTERNATIONAL EQUITY PORTFOLIO	187.061	187.061
835 HC RENTE	5.238	5.238
836 HELABA-INVEST KAPITALANLAGEGESELLSCHAFT MBH	212.900	212.900
837 HI MANPT FONDS	41.787	41.787
1199 HONG KONG SAR GOVERNMENT EXCHANGE FUND.	5.572	5.572
1198 HONG KONG SAR GOVERNMENT EXCHANGE FUND.	10.286	10.286
1197 HONG KONG SAR GOVERNMENT EXCHANGE FUND.	87.939	87.939
1196 HONG KONG SAR GOVERNMENT EXCHANGE FUND.	508.629	508.629
1201 HOSTPLUS POOLED SUPERANNUATION TRUST	1.703	1.703
1200 HOSTPLUS POOLED SUPERANNUATION TRUST	18.954	18.954
1202 HRW TESTAMENTARY TRUST NO 1.	4.526	4.526
1203 HRW TESTAMENTARY TRUST NO 2.	2.284	2.284
1204 HRW TESTAMENTARY TRUST NO 3.	2.820	2.820
1205 HRW TESTAMENTARY TRUST NO 4.	1.718	1.718
1206 HRW TESTAMENTARY TRUST NO 5.	1.764	1.764
1207 HRW TESTAMENTARY TRUST NO 6.	4.620	4.620
1208 HRW TESTAMENTARY TRUST NO. 10.	2.903	2.903
1209 HRW TESTAMENTARY TRUST NO. 11.	5.561	5.561
1210 HRW TESTAMENTARY TRUST NO. 12.	4.952	4.952
1211 HRW TESTAMENTARY TRUST NO. 7.	3.795	3.795
1212 HRW TESTAMENTARY TRUST NO. 8.	3.924	3.924
1213 HRW TESTAMENTARY TRUST NO. 9.	2.903	2.903
1214 HRW TRUST NO 1 UAD 01/17/03.	6.490	6.490
1215 HRW TRUST NO 2 UAD 01/17/03.	1.222	1.222
1216 HRW TRUST NO 3 UAD 01/17/03.	1.483	1.483
1217 HRW TRUST NO 4 UAD 01/17/03..	1.483	1.483
162 HSBC BANK SSB AUT EU SCREEN EX CONTROVERSIES CW INDEX EQ FND	466.737	466.737
838 HSBC ETF'S PLC	7.560	7.560
840 HSBC ETF'S PLC	9.152	9.152
839 HSBC ETF'S PLC	14.517	14.517
841 HSBC ETFS PLC - HSBC MSCI EUROPE CLIMATE PARIS ALIGNED UCITS ETF	3.678	3.678
842 HSBC ETFS PUBLIC LIMITED COMPANY	323	323
843 HSBC EUROPEAN INDEX FUND	293.587	293.587
844 HSBC INDEX TRACKER INVESTMENT FUNDS ICVC	38.413	38.413
845 HSBC LIFE (INTERNATIONAL) LIMITED	1.837	1.837
848 HSBC LIFE (INTERNATIONAL) LIMITED	3.136	3.136

Mediobanca S.p.A.

Assemblea ordinaria e straordinaria

28 ottobre 2021

**Esito della votazione sul punto 3.d
dell'ordine del giorno**

SCHEDA NOMINATIVO

	NUMERO DI AZIONI	
	TOTALE	CON DIRITTO DI VOTO
846 HSBC LIFE (INTERNATIONAL) LIMITED	8.230	8.230
847 HSBC LIFE (INTERNATIONAL) LIMITED	10.540	10.540
1710 IA CLARINGTON GLOBAL VALUE FUND	5.044	5.044
163 IBM 401(K) PLUS PLAN TRUST	104.942	104.942
1218 IBM DIVERSIFIED GLOBAL EQUITY FUND	12.731	12.731
849 IBM PERSONAL PENSION PLAN TRUST	5.048	5.048
164 IBM RETIREMENT PLAN	2.736	2.736
1921 ICARE	11.786	11.786
850 IF IST2 EUROPE INDEX	26.614	26.614
851 IFM GLOBAL INDEXED EQUITIES FUND	1.730	1.730
166 IG MACKENZIE EUROPEAN MID-CAP EQUITY FUND	155.001	155.001
165 IG MACKENZIE EUROPEAN MID-CAP EQUITY FUND	881.316	881.316
852 II	265.000	265.000
1219 ILA - RAFIMF	2.845	2.845
1220 ILA-A-FTSEDW	33.439	33.439
1221 ILA-LA WORLD ESG SCREENED FUND	13.214	13.214
1578 IMCO GLOBAL PUBLIC EQUITY LP	28.078	28.078
169 IMPERIAL INTERNATIONAL EQUITY POOL	7.768	7.768
168 IMPERIAL INTERNATIONAL EQUITY POOL	17.533	17.533
167 IMPERIAL INTERNATIONAL EQUITY POOL	615.033	615.033
170 IMPERIAL OVERSEAS EQUITY POOL	28.152	28.152
1869 INDEXIQ FACTORS SUSTAIN EMU EQUITY	6.455	6.455
1870 INDEXIQ FACTORS SUSTAIN EU EQUITY	62.729	62.729
1711 INDIANA PUBLIC RETIREMENT SYSTEM	13.490	13.490
1922 INDOSUEZ EURO PATRIMOINE	92.000	92.000
1713 INDUSTRIAL ALLIANCE INSURANCE AND FINANCIAL SERVICES INC	1.734	1.734
1714 INDUSTRIAL ALLIANCE INSURANCE AND FINANCIAL SERVICES INC	10.195	10.195
1712 INDUSTRIAL ALLIANCE INSURANCE AND FINANCIAL SERVICES INC	26.857	26.857
853 ING DIRECT SICAV	42.665	42.665
172 INSTITUTIONAL RETIREMENT TRUST	2.291	2.291
171 INSTITUTIONAL RETIREMENT TRUST	20.425	20.425
854 INSTITUTIONELLA AKTIEFONDEN VARLDEN	36.925	36.925
855 INTECH GLOBAL ALL COUNTRY ENHANCED INDEX FUND LLC	1.111	1.111
1222 INTER AMERICAN DEVELOPMENT BANK STAFF RETIREMENT FUND	54.812	54.812
1223 INTER AMERICAN DEVELOPMENT BANK STAFF RETIREMENT FUND	79.349	79.349
1225 INTER-AMERICAN DEVELOPMENT BANK	25.047	25.047
1224 INTER-AMERICAN DEVELOPMENT BANK	36.131	36.131
856 INTERNATIONAL ALPHA TILTS FUND B (INTLTB)	88.378	88.378
1716 INTERNATIONAL BANK FOR RECONSTRUCTION AND DEVELOPMENT	1.040	1.040
1717 INTERNATIONAL BANK FOR RECONSTRUCTION AND DEVELOPMENT	2.629	2.629
1715 INTERNATIONAL BANK FOR RECONSTRUCTION AND DEVELOPMENT	5.170	5.170
173 INTERNATIONAL EQUITIES SECTOR TRUST	990	990
1226 INTERNATIONAL EQUITY FUND LLC	8.634	8.634
1718 INTERNATIONAL EQUITY INDEX FUND	43.172	43.172
1227 INTERNATIONAL EXPATRIATE BENEFIT MASTER TRUST	2.076	2.076
177 INTERNATIONAL MONETARY FUND	8.537	8.537
176 INTERNATIONAL MONETARY FUND	8.608	8.608
175 INTERNATIONAL MONETARY FUND	9.829	9.829
174 INTERNATIONAL MONETARY FUND	12.476	12.476
1228 INTERNATIONAL MONETARY FUND RETIRED STAFF BENEFITS INVESTMENT ACCOUNT	374	374
1231 INTERNATIONAL MONETARY FUND STAFF RETIREMENT PLAN 700	1.405	1.405

Mediobanca S.p.A.

Assemblea ordinaria e straordinaria

28 ottobre 2021

**Esito della votazione sul punto 3.d
dell'ordine del giorno**

SCHEDA NOMINATIVO

	NUMERO DI AZIONI	
	TOTALE	CON DIRITTO DI VOTO
1230 INTERNATIONAL MONETARY FUND STAFF RETIREMENT PLAN 700	23.160	23.160
1229 INTERNATIONAL MONETARY FUND STAFF RETIREMENT PLAN 700	95.894	95.894
1719 INTERNATIONAL SMALL CO FUND	616.317	616.317
178 INTERNATIONAL TILTS MASTER PORTFOLIO OF MASTER INVESTMENT PORTFO	82.166	82.166
179 INV SOLUTIONS FUNDS ICVC FUNDAMENTAL INDEX GLOBAL EQUITY FUND	99.134	99.134
857 INV. DANSKE INVEST EUROPA INDEKS BNP	7.337	7.337
858 INV. DANSKE INVEST EUROPA INDEKS KL	17.278	17.278
859 INV. DANSKE INVEST GLOBAL INDEKS KL	14.457	14.457
860 INV. DANSKE INVEST, GLOBAL INDEKS - AKKUMULERENDE KL	2.266	2.266
861 INVERSABADELL 10, FI	2.941	2.941
862 INVERSABADELL 25, FI	51.280	51.280
863 INVERSABADELL 50, FI	22.669	22.669
864 INVERSABADELL 70, FI	9.272	9.272
1720 INVESCO FTSE RAFI DEVELOPED MARKETS EX U S ETF	74.656	74.656
1721 INVESCO FTSE RAFI EMERGING MARKETS UCITS ETF	47.031	47.031
180 INVESCO GLOBAL LOW VOLATILITY EQUITY YIELD FUND	1.139	1.139
1722 INVESCO INTERNATIONAL DEVELOPED DYNAMIC MUTLIFACTOR ETF	25.544	25.544
1723 INVESCO MARKETS II PLC	107	107
1724 INVESCO MARKETS II PLC	211	211
1579 INVESCO MARKETS II PLC	1.135	1.135
1580 INVESCO MARKETS II PLC	7.813	7.813
1726 INVESCO MARKETS III PLC	821	821
1725 INVESCO MARKETS III PLC	847	847
1727 INVESCO PERPETUAL GLOBAL FINANCIAL CAPITAL FUND	32.500	32.500
1728 INVESCO PUREBETA FTSE DEVELOPED EX NORTH AMERICA ETF	313	313
1729 INVESCO S AND P EUROPE 350 EQUAL WEIGHT INDEX ETF	648	648
1730 INVESTERINGSFORENINGEN LAEGERNES INVEST LI AKTIER GLOBALE	3.785	3.785
865 INVESTERINGSFORENINGEN NORDEA INVEST ENGROS INTERNATIONALE AKTIER - ETISK TIL	27.740	27.740
866 INVESTERINGSFORENINGEN NORDEA INVEST GLOBALE AKTIER INDEKS KL	3.046	3.046
1731 IOWA PUBLIC EMPLOYEES RETIREMENT SYSTEM	22.342	22.342
1923 IP ACTIONS EURO	20.507	20.507
867 IPAC SPECIALIST INVESTMENT STRATEGIES - INTERNATIONAL SHARE STRATEGY NO.1	2.833	2.833
181 IPC MULTI-FACTOR INTERNATIONAL EQUITY	32.285	32.285
182 IPROFILE INTERNATIONAL EQUITY PRIVATE POOL	162.306	162.306
1732 IQ 50 PERCENT HEDGED FTSE INTERNATIONAL ETF	18.136	18.136
1733 IQ CANDRIAM ESG INTERNATIONAL EQUITY ETF	11.205	11.205
573 IRCEC CASSETTE DIVERSIFIE	74.805	74.805
1734 IRISH AIRLINES PILOTS SUPERANNUATION SCHEME	3.343	3.343
1232 IRISH LIFE ASSURANCE PLC	561	561
1233 IRISH LIFE ASSURANCE PLC	8.180	8.180
1236 IRISH LIFE ASSURANCE PLC	13.894	13.894
1237 IRISH LIFE ASSURANCE PLC	16.960	16.960
1234 IRISH LIFE ASSURANCE PLC	33.345	33.345
1238 IRISH LIFE ASSURANCE PLC	77.675	77.675
1235 IRISH LIFE ASSURANCE PLC	115.176	115.176
1239 IRISH LIFE ASSURANCE.	76.721	76.721
1240 IRR K LLC	13.269	13.269
868 ISHARES ALL-COUNTRY EQUITY INDEX FUND	2.349	2.349
183 ISHARES CORE MSCI EAFE ETF	3.130.373	3.130.373
184 ISHARES CORE MSCI EUROPE ETF	256.657	256.657
185 ISHARES CORE MSCI INTERNATIONALDEVELOPED MARKETS ETF	202.576	202.576

Mediobanca S.p.A.

Assemblea ordinaria e straordinaria

28 ottobre 2021

Esito della votazione sul punto 3.d
dell'ordine del giorno

SCHEDA NOMINATIVO

	NUMERO DI AZIONI	
	TOTALE	CON DIRITTO DI VOTO
186 ISHARES CORE MSCI TOTAL INTERNATIONAL STOCK ETF	626.527	626.527
187 ISHARES EDGE MSCI INTL MOMENTUMFACTOR ETF	67.749	67.749
188 ISHARES EDGE MSCI INTL SIZE FACTOR ETF	1.980	1.980
189 ISHARES EDGE MSCI INTL VALUE FACTOR ETF	81.886	81.886
190 ISHARES EURO STOXX UCITS ETF (DE)	259.845	259.845
191 ISHARES EUROPE ETF	139.182	139.182
192 ISHARES GLOBAL FINANCIALS ETF	284.179	284.179
193 ISHARES II PUBLIC LIMITED COMPANY	3.199	3.199
195 ISHARES II PUBLIC LIMITED COMPANY	12.746	12.746
194 ISHARES II PUBLIC LIMITED COMPANY	17.336	17.336
196 ISHARES III PUBLIC LIMITED COMPANY	16.131	16.131
197 ISHARES III PUBLIC LIMITED COMPANY	24.724	24.724
198 ISHARES INTERNATIONAL FUNDAMENTAL INDEX ETF	624	624
202 ISHARES IV PUBLIC LIMITED COMPANY	632	632
208 ISHARES IV PUBLIC LIMITED COMPANY	815	815
207 ISHARES IV PUBLIC LIMITED COMPANY	1.265	1.265
210 ISHARES IV PUBLIC LIMITED COMPANY	1.374	1.374
209 ISHARES IV PUBLIC LIMITED COMPANY	2.316	2.316
200 ISHARES IV PUBLIC LIMITED COMPANY	4.000	4.000
199 ISHARES IV PUBLIC LIMITED COMPANY	6.786	6.786
204 ISHARES IV PUBLIC LIMITED COMPANY	6.994	6.994
205 ISHARES IV PUBLIC LIMITED COMPANY	8.224	8.224
203 ISHARES IV PUBLIC LIMITED COMPANY	16.089	16.089
206 ISHARES IV PUBLIC LIMITED COMPANY	24.278	24.278
201 ISHARES IV PUBLIC LIMITED COMPANY	25.645	25.645
211 ISHARES MSCI ACWI ETF	285.923	285.923
212 ISHARES MSCI ACWI EX U.S. ETF	114.971	114.971
213 ISHARES MSCI ACWI LOW CARBON TARGET ETF	22.440	22.440
214 ISHARES MSCI EAFE ETF	2.072.069	2.072.069
215 ISHARES MSCI EAFE INTERNATIONALINDEX FUND	287.821	287.821
216 ISHARES MSCI EAFE VALUE ETF	1.154.060	1.154.060
217 ISHARES MSCI EUROPE FINANCIALS ETF	582.780	582.780
218 ISHARES MSCI EUROZONE ETF	857.010	857.010
219 ISHARES MSCI ITALY ETF	1.001.805	1.001.805
220 ISHARES MSCI KOKUSAI ETF	2.453	2.453
221 ISHARES MSCI WORLD ETF	24.155	24.155
222 ISHARES PUBLIC LIMITED COMPANY	564	564
224 ISHARES PUBLIC LIMITED COMPANY	2.854	2.854
223 ISHARES PUBLIC LIMITED COMPANY	5.833	5.833
225 ISHARES PUBLIC LIMITED COMPANY	31.423	31.423
226 ISHARES STOXX EUROPE 600 FINANCIAL SERVICES UCITS ETF DE	134.632	134.632
227 ISHARES STOXX EUROPE 600 UCITS ETF (DE)	386.311	386.311
228 ISHARES STOXX EUROPE MID 200 UCITS ETF (DE)	220.262	220.262
231 ISHARES V PUBLIC LIMITED COMPANY	158	158
230 ISHARES V PUBLIC LIMITED COMPANY	1.562	1.562
229 ISHARES V PUBLIC LIMITED COMPANY	3.402	3.402
232 ISHARES VI PUBLIC LIMITED COMPANY	132	132
233 ISHARES VI PUBLIC LIMITED COMPANY	1.458	1.458
234 ISHARES VI PUBLIC LIMITED COMPANY	21.269	21.269
235 ISHARES VII PLC	440	440
238 ISHARES VII PLC	1.354	1.354

Mediobanca S.p.A.

Assemblea ordinaria e straordinaria

28 ottobre 2021

Esito della votazione sul punto 3.d
dell'ordine del giorno

SCHEDA NOMINATIVO

	NUMERO DI AZIONI	
	TOTALE	CON DIRITTO DI VOTO
239 ISHARES VII PLC	4.531	4.531
236 ISHARES VII PLC	28.293	28.293
237 ISHARES VII PLC	52.145	52.145
869 ISHARES WHOLESALE INTERNATIONAL EQUITY INDEX FUND	54.300	54.300
870 ISHARES WHOLESALE SCREENED INTERNATIONAL EQUITY INDEX FUND	4.169	4.169
240 ISHARES WORLD EX SWITZERLAND EQUITY INDEX FUND II (CH)	6.110	6.110
242 ISHARES WORLD EX SWITZERLAND ESG EQUITY INDEX FUND (CH)	5.353	5.353
241 ISHARES WORLD EX SWITZERLAND ESG EQUITY INDEX FUND (CH)	11.566	11.566
1536 ISTITUTO FINANZIARIO 2012 SPA	24.300.000	24.300.000
1581 IVY PROSHARES MSCI ACWI INDEX FUND	1.569	1.569
1241 JANA PASSIVE GLOBAL SHARE TRUST	7.043	7.043
871 JANUS HENDERSON INSTITUTIONAL EUROPEAN INDEX OPPORTUNITIES FUND	4.329	4.329
1242 JCW 1987 ARTICLE II DESC TRUST FBO JMW DTD 1/1/2012	187	187
1243 JCW 1987 ARTICLE II DESC TRUST FBOAAP C/O WALTON ENTERPRISES LLC	166	166
1244 JCW 1987 ARTICLE II DESC TRUST FBOTLW	187	187
872 JNL INTERNATIONAL INDEX FUND	110.292	110.292
873 JNL/BLACKROCK ADVANTAGE INTERNATIONAL FUND	17.734	17.734
243 JNL/DFA INTERNATIONAL CORE EQUITY FUND	6.400	6.400
244 JNL/JPMORGAN GLOBAL ALLOCATION FUND	3.365	3.365
245 JNL/MELLON MSCI WORLD INDEX FUND	5.017	5.017
1582 JOHN D SPEARS GRAT DATED 2 20 09 F B O JULIE L SPEARS	9.300	9.300
1583 JOHN D SPEARS GRAT I 2 20 09	10.000	10.000
1584 JOHN D SPEARS GRAT I DATED 2 20 09 F B O NANA R SPEARS	7.800	7.800
1585 JOHN D SPEARS REVOCABLE TRUST DTD 9 29 2006	74.200	74.200
1735 JOHN DEERE PENSION TRUST	82.900	82.900
1245 JOHN HANCOCK FUNDS II INTERNATIONAL STRATEGIC EQUITY ALLOCATION FUND	33.200	33.200
246 JOHN HANCOCK FUNDS II STRATEGICEQUITY ALLOCATION FUND	62.161	62.161
248 JOHN HANCOCK LIFE AND HEALTH INSURANCE COMPANY	1.547	1.547
247 JOHN HANCOCK LIFE AND HEALTH INSURANCE COMPANY	33.125	33.125
249 JOHN HANCOCK MULTIFACTOR DEVELOPED INTERNATIONAL ETF	55.008	55.008
250 JOHN HANCOCK TRUST COMPANY COLLECTIVE INVESTMENT TRUST	2.146	2.146
1246 JOHN HANCOCK VARIABLE INSURANCE TRUST INTERNATIONAL EQUITY INDEX TRUST.	22.013	22.013
251 JOHN HANCOCK VARIABLE INSURANCETRUST STRAT EQ ALLOCATION TRUST	103.238	103.238
1247 JOSHUA GREEN CORPORATION	8.169	8.169
874 JPM MULTI INCOME FUND	71.368	71.368
875 JPMORGAN ACTIVEBUILDERS INTERNATIONAL EQUITY ETF	1.157	1.157
876 JPMORGAN BETABUILDERS EUROPE ETF	560.897	560.897
877 JPMORGAN BETABUILDERS INTERNATIONAL EQUITY ETF	144.798	144.798
878 JPMORGAN EUROPE STRATEGIC DIVIDEND FUND	10.984	10.984
879 JPMORGAN EUROPEAN INVESTMENT TRUST PLC	98.244	98.244
880 JPMORGAN FUND ICVC - JPM MULTI-ASSET INCOME FUND	11.242	11.242
1524 JPMORGAN FUNDS	1	1
1523 JPMORGAN FUNDS	4.994	4.994
1522 JPMORGAN FUNDS	377.045	377.045
881 JPMORGAN GLOBAL ALLOCATION FUND	6.325	6.325
882 JPMORGAN INCOME BUILDER FUND	297.859	297.859
883 JPMORGAN INSURANCE TRUST INCOME BUILDER PORTFOLIO	2.352	2.352
884 JPMORGAN INTERNATIONAL VALUE FUND	73.297	73.297
1527 JPMORGAN INVESTMENT FUNDS	1	1
1528 JPMORGAN INVESTMENT FUNDS	1	1
1525 JPMORGAN INVESTMENT FUNDS	3.026	3.026

Mediobanca S.p.A.

Assemblea ordinaria e straordinaria

28 ottobre 2021

**Esito della votazione sul punto 3.d
dell'ordine del giorno**

SCHEDA NOMINATIVO

	NUMERO DI AZIONI	
	TOTALE	CON DIRITTO DI VOTO
1526 JPMORGAN INVESTMENT FUNDS	4.406	4.406
885 JPMORGAN MULTI BALANCED FUND	4.480	4.480
1248 JTW TRUST NO. 1 UAD 9/19/02.	691	691
1249 JTW TRUST NO. 2 UAD 9/19/02.	3.313	3.313
1250 JTW TRUST NO. 3 UAD 9/19/02.	1.527	1.527
1251 JTW TRUST NO. 4 UAD 9/19/02.	4.361	4.361
1252 JTW TRUST NO. 5 UAD 9/19/02.	888	888
1254 K INVESTMENTS SH LIMITED.	12.720	12.720
1253 K INVESTMENTS SH LIMITED.	67.857	67.857
252 KAISER FOUNDATION HOSPITALS	19.056	19.056
253 KAISER PERMANENTE GROUP TRUST	35.825	35.825
1586 KAPITALFORENINGEN EMD INVEST GLOBALE AKTIER II	711	711
1587 KAPITALFORENINGEN EMD INVEST VERDENSINDEKS	18.896	18.896
1736 KAPITALFORENINGEN INVESTIN PRO GLOBAL EQUITIES I	26.637	26.637
1737 KAPITALFORENINGEN LAEGERNES INVEST KLI AKTIER GLOBALE INDENYKREDIT PORTEFOELJE /	4.367	4.367
886 KAPITALFORENINGEN PENSAM INVEST, PSI 3 GLOBALE AKTIER 3	7.132	7.132
1255 KBI GLOBAL INVESTMENT FUND	36.970	36.970
887 KDI INSTITUTIONAL AFDELING DANICA LINK - INDEKS GLOBALE AKTIER	4.008	4.008
888 KDI INSTITUTIONAL AFDELING DANICA PENSION - AKTIER 4	11.632	11.632
889 KEMPEN EUROPEAN HIGH DIVIDEND FUND N.V	280.807	280.807
890 KEMPEN INTERNATIONAL FUNDS-KEMPEN (LUX) EUROPEAN HIGH DIVIDEND FUND	17.100	17.100
1588 KFG BERMUDA LTD	15.590	15.590
574 KOKUSAI EQUITY INDEX FUND	17.036	17.036
1256 KOOKABURRA CHARITABLE REMAINDER TRUST UAD 12/20/05 C. DIANE CHRISTENSEN TTEE	6.849	6.849
1738 KOOKMIN BANK ACTING AS TRUSTEE OF MIRAE ASSET TRIUMPH MULTI FACTO PRIVATELY PLAC	20.000	20.000
891 KREBSHILFE-2-FONDS	100	100
892 KURT M. KROGER, TRUSTEE OF THE KURT M. KROGER TRUST	1.097	1.097
1257 L3HARRIS PENSION MASTER TRUST	203.749	203.749
1258 LATVIJAS BANKA	5.690	5.690
1739 LAWRENCE LIVERMORE NATIONAL SECURITY LLC AND TRIAD NATIONAL SECURITY LLC DEFINED	14.845	14.845
1950 LBBW AM INVESTMENTGES. MBH LBBW DIVIDEND	545.000	545.000
1951 LBBW AM INVESTMENTGES. MBH LBBW ZYKLUS S	350.000	350.000
1952 LBBW ASS.MAN. INVESTM.GES. MBH LBBW AM-V	33.750	33.750
1953 LBBW ASS.MAN. INVESTM.GES. MBH, LBBW AM-	200.000	200.000
1954 LBBW ASS.MAN.INVESTM.GES. MBH LBBW AM WV	119.540	119.540
893 LBBW ASSET MANAGEMENT INVESTMENTGESELLSCHAFT MBH	136.603	136.603
1924 LCL ACTIONS EURO CORE+	114.246	114.246
1925 LCL ACTIONS FRANCE CORE PLUS	5.386	5.386
1926 LCL ACTIONS MONDE HORS EUROPE EURO	69.350	69.350
1259 LEGAL & GENERAL AUTHORISED CONTRACTUAL SCHEME	49.112	49.112
1260 LEGAL & GENERAL DEVELOPED MULTI-FACTOR SL FUND LLC	31.968	31.968
1261 LEGAL & GENERAL FUTURE WORLD ESG DEVELOPED INDEX FUND	11.214	11.214
1266 LEGAL AND GENERAL ASSURANCE PENSIONS MANAGEMENT LIMITED	210	210
1269 LEGAL AND GENERAL ASSURANCE PENSIONS MANAGEMENT LIMITED	1.816	1.816
1263 LEGAL AND GENERAL ASSURANCE PENSIONS MANAGEMENT LIMITED	5.100	5.100
1276 LEGAL AND GENERAL ASSURANCE PENSIONS MANAGEMENT LIMITED	5.622	5.622
1279 LEGAL AND GENERAL ASSURANCE PENSIONS MANAGEMENT LIMITED	6.877	6.877
1264 LEGAL AND GENERAL ASSURANCE PENSIONS MANAGEMENT LIMITED	7.643	7.643
1267 LEGAL AND GENERAL ASSURANCE PENSIONS MANAGEMENT LIMITED	9.533	9.533
1270 LEGAL AND GENERAL ASSURANCE PENSIONS MANAGEMENT LIMITED	11.435	11.435
1281 LEGAL AND GENERAL ASSURANCE PENSIONS MANAGEMENT LIMITED	22.951	22.951

Mediobanca S.p.A.

Assemblea ordinaria e straordinaria

28 ottobre 2021

**Esito della votazione sul punto 3.d
dell'ordine del giorno**

SCHEDA NOMINATIVO

	NUMERO DI AZIONI	
	TOTALE	CON DIRITTO DI VOTO
1272 LEGAL AND GENERAL ASSURANCE PENSIONS MANAGEMENT LIMITED	23.628	23.628
1273 LEGAL AND GENERAL ASSURANCE PENSIONS MANAGEMENT LIMITED	27.646	27.646
1278 LEGAL AND GENERAL ASSURANCE PENSIONS MANAGEMENT LIMITED	29.264	29.264
1274 LEGAL AND GENERAL ASSURANCE PENSIONS MANAGEMENT LIMITED	32.304	32.304
1282 LEGAL AND GENERAL ASSURANCE PENSIONS MANAGEMENT LIMITED	47.569	47.569
1277 LEGAL AND GENERAL ASSURANCE PENSIONS MANAGEMENT LIMITED	57.140	57.140
1262 LEGAL AND GENERAL ASSURANCE PENSIONS MANAGEMENT LIMITED	86.994	86.994
1268 LEGAL AND GENERAL ASSURANCE PENSIONS MANAGEMENT LIMITED	113.413	113.413
1280 LEGAL AND GENERAL ASSURANCE PENSIONS MANAGEMENT LIMITED	195.432	195.432
1275 LEGAL AND GENERAL ASSURANCE PENSIONS MANAGEMENT LIMITED	272.305	272.305
1265 LEGAL AND GENERAL ASSURANCE PENSIONS MANAGEMENT LIMITED	414.184	414.184
1271 LEGAL AND GENERAL ASSURANCE PENSIONS MANAGEMENT LIMITED	527.487	527.487
1283 LEGAL AND GENERAL ASSURANCE PENSIONS MANAGEMENT LIMITED	1.463.648	1.463.648
1287 LEGAL AND GENERAL CCF	3.733	3.733
1286 LEGAL AND GENERAL CCF	6.017	6.017
1284 LEGAL AND GENERAL CCF	6.832	6.832
1285 LEGAL AND GENERAL CCF	7.530	7.530
1289 LEGAL AND GENERAL COLLECTIVE INVESTMENT TRUST.	661	661
1290 LEGAL AND GENERAL COLLECTIVE INVESTMENT TRUST.	41.070	41.070
1288 LEGAL AND GENERAL COLLECTIVE INVESTMENT TRUST.	107.902	107.902
1291 LEGAL AND GENERAL EUROPEAN INDEX TRUST	376.660	376.660
1292 LEGAL AND GENERAL GLOBAL EQUITY INDEX FUND	4.307	4.307
1294 LEGAL AND GENERAL ICAV	56	56
1293 LEGAL AND GENERAL ICAV	521	521
1295 LEGAL AND GENERAL INTERNATIONAL INDEX TRUST	58.932	58.932
1296 LEGAL AND GENERAL INVESTMENT MANAGEMENT	21.364	21.364
1297 LEGAL AND GENERAL MSCI EAFE FUND LLC	44.706	44.706
1298 LEGAL AND GENERAL MSCI EAFE SL FUND LLC	23.326	23.326
1589 LEGAL AND GENERAL UCITS ETF PLC	559	559
1590 LEGAL AND GENERAL UCITS ETF PLC	11.817	11.817
1740 LEGAL AND GENERAL UCITS ETF PLC	15.998	15.998
1741 LEGAL AND GENERAL UCITS ETF PLC	23.260	23.260
1299 LGIASUPER	155.527	155.527
1301 LGPS CENTRAL AUTHORISED CONTRACTUAL SCHEME	217	217
1300 LGPS CENTRAL AUTHORISED CONTRACTUAL SCHEME	892	892
577 LIF-LYXOR MSCI WORLD CATHOL PR	2.884	2.884
1302 LOCKHEED MARTIN CORPORATION MASTER RETIREMENT TRUST.	302	302
1871 LOF TARGETNETZERO EUROPE EQUITY	225	225
894 LOMBARD ODIER FUNDS (SWITZERLAND) SA "I3D, FIGO OU CIFOPI"	83.544	83.544
1303 LORD MAYOR'S CHARITABLE FOUNDATION	724	724
1304 LOS ANGELES CITY EMPLOYEES RETIREMENT SYSTEM	20.511	20.511
254 LOS ANGELES COUNTY EMPLOYEES RETIREMENT ASSOCIATI	2.838	2.838
1742 LOUISIANA STATE EMPLOYEES RETIREMENT SYSTEM	1	1
895 LSV GLOBAL VALUE FUND	13.100	13.100
1305 LSV INTERNATIONAL (AC) VALUE EQUITY FUND LP	487.200	487.200
1306 LSV INTERNATIONAL VALUE EQUITY TRUST	348.200	348.200
1307 LTW INVESTMENTS LLC	40.890	40.890
1872 LUX IM BLACKROCK GLOBAL EQUITY DIVIDEND	108.972	108.972
255 LVIP DIMENSIONAL INTERNATIONAL CORE EQUITY FUND	27.877	27.877
256 LVIP SSGA INTERNATIONAL INDEX FUND	101.836	101.836
896 LVUI EQUITY EUROPE	77.993	77.993

Mediobanca S.p.A.

Assemblea ordinaria e straordinaria

28 ottobre 2021

Esito della votazione sul punto 3.d
dell'ordine del giorno

SCHEDA NOMINATIVO

	NUMERO DI AZIONI	
	TOTALE	CON DIRITTO DI VOTO
897 LVUI EQUITY WORLD EX EUROPE	3.232	3.232
579 LYX IND FD-LYXOR CORE EURO STO	46.518	46.518
580 LYX IND FD-LYXOR CORE STOXX EU	188.997	188.997
581 LYXINDEX FUND - LYXOR MSCI EMU	91.893	91.893
898 LYXOR 1 STOXX EUROPE 600 UCITS ETF	3.050	3.050
582 LYXOR CORE MSCI WORLD (DR) UCI	15.325	15.325
583 LYXOR FTSE MIB UCITS ETF	1.220.037	1.220.037
584 LYXOR MSCI EUROPE UCITS ETF	59.241	59.241
257 M INTERNATIONAL EQUITY FUND	7.518	7.518
899 M&G (LUX) INVESTMENT FUNDS 2 FCP - M&G (LUX) EUROPE EX UK INDEX FUND	21.819	21.819
258 MACKENZIE INTERNATIONAL EQUITY INDEX ETF	815	815
259 MACKENZIE MAX DIVERSIFICATION DEVELOPED EUR INDEX ETF	601	601
900 MACQUARIE INTERNATIONAL EQUITIES FUND	10.227	10.227
901 MACQUARIE MULTI-FACTOR FUND	51.789	51.789
902 MAIN I - UNIVERSAL - FONDS	13.775	13.775
903 MAIN I - UNIVERSAL - FONDS	102.861	102.861
585 MAIS S.P.A.	180.000	180.000
1489 MAIS S.P.A.	1.432.080	1.432.080
1490 MAIS S.P.A.	1.911.315	1.911.315
260 MAJOR LEAGUE BASEBALL PLAYERS PENSION PLAN	80.800	80.800
1743 MAN GLG EUROPEAN EQUITY ALTERNATIVE	4.673	4.673
1309 MAN INSIGHT LIMITED	88	88
1308 MAN INSIGHT LIMITED	844	844
1310 MAN MULTI-STRATEGY MASTER FUND MAPLES CORPORATE SERVICES LIMITES	655	655
261 MANAGED INVESTMENT FUNDS ICVCINTERNATIONAL EQUITY TRACKER FUND	2.569	2.569
265 MANAGED PENSION FUNDS LIMITED	2.922	2.922
264 MANAGED PENSION FUNDS LIMITED	60.437	60.437
263 MANAGED PENSION FUNDS LIMITED	78.275	78.275
262 MANAGED PENSION FUNDS LIMITED	249.489	249.489
1537 MANTEGNA 87 S.R.L.	900.000	900.000
267 MANULIFE INVESTMENT MANAGEMENT INTERNATIONAL EQUITY INDEX POOLED FUND	22.814	22.814
1591 MANULIFE MULTIFACTOR DEVELOPED INTERNATIONAL INDEX ETF	46.917	46.917
1744 MANVILLE PERSONAL INJURY SETTLEMENT TRUST	3.064	3.064
1592 MARANIC II LLC	7.731	7.731
269 MARIGOLD TACTICAL STRATEGIES LTD	2.846	2.846
1311 MARSH AND MCLENNAN MASTER RETIREMENT TRUST	138.900	138.900
271 MARYLAND STATE RETIREMENT PENSION SYSTEM	1	1
273 MARYLAND STATE RETIREMENT PENSION SYSTEM	33.246	33.246
272 MARYLAND STATE RETIREMENT PENSION SYSTEM	156.882	156.882
274 MASSACHUSETTS BAY TRANSPORTATION AUTHORITY RETIREMENT FUND	17.181	17.181
275 MATB MSCI KOKUSAI INDEX MOTHER FUND	8.246	8.246
276 MD INTERNATIONAL VALUE FUND	22.100	22.100
277 MDPIM INTERNATIONAL EQUITY INDEX POOL	30.955	30.955
278 MDPIM INTERNATIONAL EQUITY POOL	122.300	122.300
904 MEDIA SUPER	18.366	18.366
1491 MEDIOLANUM VITA S.P.A.	6.450.398	6.450.398
279 MERCER DIOCESE OF BROOKLYN GROWTH STRATEGY	51.604	51.604
280 MERCER DIOCESE OF BROOKLYN LAY PENSION INVESTMENT TRUST	28.366	28.366
281 MERCER FFTC NONUS EQUITY INVESTMENT PORTFOLIO LLC	19.300	19.300
282 MERCER INTERNATIONAL EQUITY FUND	15.400	15.400
283 MERCER NONUS CORE EQUITY FUND	291.800	291.800

Mediobanca S.p.A.

Assemblea ordinaria e straordinaria

28 ottobre 2021

**Esito della votazione sul punto 3.d
dell'ordine del giorno**

SCHEDA NOMINATIVO

	NUMERO DI AZIONI	
	TOTALE	CON DIRITTO DI VOTO
1312 MERCER PASSIVE INTERNATIONAL SHARES FUND	3.633	3.633
1313 MERCER PRIVATE WEALTH INTERNATIONAL FOCUSED EQUITY POOL	11.447	11.447
290 MERCER QIF CCF	6.815	6.815
289 MERCER QIF CCF	9.826	9.826
286 MERCER QIF CCF	11.161	11.161
288 MERCER QIF CCF	11.660	11.660
285 MERCER QIF CCF	21.470	21.470
284 MERCER QIF CCF	27.458	27.458
287 MERCER QIF CCF	105.526	105.526
291 MERCER UCITS COMMON CONTRACTUALFUND	25.051	25.051
907 MERCER UNHEDGED OVERSEAS SHARES TRUST	1.944	1.944
905 MERCER UNHEDGED OVERSEAS SHARES TRUST	5.187	5.187
906 MERCER UNHEDGED OVERSEAS SHARES TRUST	5.975	5.975
1314 MERCY INVESTMENT SERVICES INC	1	1
1540 MERE GALLI MAURO	3.003	3.003
1745 METROPOLITAN LIFE INSURANCE COMPANY	8.105	8.105
1746 METROPOLITAN LIFE INSURANCE COMPANY	24.652	24.652
292 METZLER ASSET MANAGEMENT GMBH FOR MIFONDS 415	122.300	122.300
293 MG INVESTMENT FUNDS (1) MG EUROPEAN INDEX TRACKER FUND	7.809	7.809
1927 MGEN ACTION	88.926	88.926
294 MGI FUNDS PLC	30.869	30.869
1747 MI FONDS K11	16.540	16.540
1315 MICHIGAN CATHOLIC CONFERENCE MASTER PENSION TRUST	464	464
295 MICROSOFT CORPORATION SAVINGS PLUS 401(K) PLAN	26.442	26.442
1748 MIDDEL TOWN WORKS HOURLY AND SALARIED UNION RETIREES HEALTHCARE FUND	4.006	4.006
1316 MIGROS BANK (LUX) FONDS 30	2.000	2.000
908 MINE SUPERANNUATION FUND	4.743	4.743
909 MINISTRY OF ECONOMY AND FINANCE	31.522	31.522
910 MINISTRY OF ECONOMY AND FINANCE	268.959	268.959
1492 MINOZZI ROMANO	929.100	929.100
1319 MLC INVESTMENTS, MLC LIMITED	8.957	8.957
1318 MLC INVESTMENTS, MLC LIMITED	33.006	33.006
1317 MLC INVESTMENTS, MLC LIMITED	167.367	167.367
296 MM MSCI EAFE INTERNATIONAL INDEX FUND	7.537	7.537
1593 MONETARY AUTHORITY OF MACAO	16.622	16.622
297 MONETARY AUTHORITY OF SINGAPORE	11.123	11.123
298 MORGAN STANLEY INSTITUTIONAL FUND TRUST - GLOBAL STRATEGIST PORTFOLIO	3.135	3.135
1529 MORGAN STANLEY INVESTMENT FUNDS	53	53
593 MORGAN STANLEY PATHWAY FUNDS	12.499	12.499
299 MORGAN STANLEY VARIABLE INSURANCE FUND, INC. GLOBAL STRATEGIST PORTFOLIO	390	390
911 MSCI ACWI EX-U.S. IMI INDEX FUND B2	40.401	40.401
912 MSCI EQUITY INDEX FUND B - ITALY (MSITB)	297.303	297.303
913 MSCI EUROPE EQUITY INDEX FUND B (EUROSECB)	124.406	124.406
1320 MUGUET VENTURES LLC	1.384	1.384
594 MUL- LYX FTSE IT ALL CAP PIR 2	16.432	16.432
595 MUL-LYX NET ZERO 2050 SP EUROP	9.080	9.080
596 MUL-LYX NET ZERO 2050 SP WORLD	2.905	2.905
597 MUL-LYX NET ZERO 50 SP EUROZ C	251.837	251.837
598 MUL-LYXOR MSCI WORLD CLIMATE C	2.295	2.295
300 MULTI STYLE MULTI MANAGER FUNDSPLC	132.534	132.534
599 MULTI UNITS LUX-LYXOR CORE MSC	41.818	41.818

Mediobanca S.p.A.

Assemblea ordinaria e straordinaria

28 ottobre 2021

Esito della votazione sul punto 3.d
dell'ordine del giorno

SCHEDA NOMINATIVO

	NUMERO DI AZIONI	
	TOTALE	CON DIRITTO DI VOTO
1321 MUNICIPAL EMPLOYEES' ANNUITY AND BENEFIT FUND OF CHICAGO	1.902	1.902
914 MY-AMD GLOBAL MULTI ASSET FUND	5.589	5.589
1322 NATIONAL COUNCIL FOR SOCIAL SEC FUND	5.055	5.055
1323 NATIONAL COUNCIL FOR SOCIAL SECURITY FUND PRC	8.360	8.360
1749 NATIONAL ELEVATOR INDUSTRY PENSION PLAN	131.600	131.600
301 NATIONAL EMPLOYMENT SAVINGS TRUST	66.945	66.945
1594 NATIONAL FUNERAL TRUST	2.859	2.859
1750 NATIONAL TREASURY MANAGEMENT AGCY	2.245	2.245
915 NATIONWIDE INTERNATIONAL INDEX FUND	46.974	46.974
302 NATWEST ST JAMES'S PLACE BALANCED MANAGED UNIT TRUST	670.355	670.355
303 NATWEST ST JAMES'S PLACE GLOBALEQUITY UNIT TRUST	399.545	399.545
1324 NATWEST TRUSTEE AND DEPOSITARY SERVICES LIMITED AS TRUSTEE O	6.216	6.216
304 NATWEST TRUSTEE AND DEPOSITARY SERVICES LIMITED AS TRUSTEE OF ST. JAMES'S PLACE S	20.997	20.997
1325 NBIMC EAFE EQUITY INDEX FUND - CLASS N.	884	884
1326 NBIMC EAFE EQUITY INDEX FUND.	15.149	15.149
1327 NELKE PARTNERSHIP C/O NORTHERN TRUST COMPANY MANAGER	2.366	2.366
305 NEW AIRWAYS PENSION SCHEME	16.209	16.209
916 NEW YORK LIFE INSURANCE & ANNUITY CORPORATION	5.318	5.318
917 NEW YORK STATE COMMON RETIREMENT FUND	3.507	3.507
306 NEW YORK STATE DEFERRED COMPENSATION PLAN	6.563	6.563
307 NEW YORK STATE DEFERRED COMPENSATION PLAN	9.174	9.174
310 NEW YORK STATE TEACHERS RETIREMENT SYSTEM	20.640	20.640
309 NEW YORK STATE TEACHERS RETIREMENT SYSTEM	196.888	196.888
308 NEW YORK STATE TEACHERS RETIREMENT SYSTEM	239.700	239.700
1328 NEW ZEALAND SUPERANNUATION FUND	695	695
1329 NEW ZEALAND SUPERANNUATION FUND	1.106	1.106
1330 NEWBURG NOMINEES LIMITED INVESTORSWHOLESALE GLOBAL EQUITY (INDEX) TRUST	53.005	53.005
1751 NEXTERA ENERGY DUANE ARNOLD LLC	1.404	1.404
1752 NEXTERA ENERGY DUANE ARNOLD LLC QUALIFIED DECOMMISSIONING THE DUANE ARNOLD ENI	820	820
1595 NEXTERA ENERGY POINT BEACH LLC NON QUALIFIED DECOMMISSIONI NT BEACH NUCLEAR PLA	9.142	9.142
919 NFS LIMITED	21.537	21.537
918 NFS LIMITED	151.900	151.900
1873 NIF I ALLIANZ BERNSTEIN	542.622	542.622
1331 NINE MILE POINT NDT QUALIFIED PARTNERSHIP	4.900	4.900
1530 NORDEA 1 SICAV	1.483.247	1.483.247
922 NORDEA DONATIONSMEDELSFOND	11.829	11.829
923 NORDEA EUROPEAN PASSIVE FUND	9.631	9.631
924 NORDEA GLOBAL PASSIVE FUND	22.260	22.260
1332 NORGES BANK	204.723	204.723
1334 NORTH DAKOTA STATE INVESTMENT BOARD.	19.900	19.900
1333 NORTH DAKOTA STATE INVESTMENT BOARD.	170.287	170.287
1335 NORTHERN FUNDS - INTERNATIONAL EQUITY INDEX FUND	207.130	207.130
1336 NORTHERN TRUST GLOBAL INVESTMENTS COLLECTIVE FUNDS TRUST	140.756	140.756
1337 NORTHERN TRUST GLOBAL INVESTMENTS COLLECTIVE FUNDS TRUST	229.656	229.656
1338 NORTHERN TRUST GLOBAL INVESTMENTS COLLECTIVE FUNDS TRUST	1.070.597	1.070.597
1342 NORTHERN TRUST UCITS COMMON CONTRACTUAL FUND	4.073	4.073
1344 NORTHERN TRUST UCITS COMMON CONTRACTUAL FUND	7.379	7.379
1341 NORTHERN TRUST UCITS COMMON CONTRACTUAL FUND	10.047	10.047
1340 NORTHERN TRUST UCITS COMMON CONTRACTUAL FUND	56.134	56.134
1343 NORTHERN TRUST UCITS COMMON CONTRACTUAL FUND	120.772	120.772
1339 NORTHERN TRUST UCITS COMMON CONTRACTUAL FUND	126.317	126.317

Mediobanca S.p.A.

Assemblea ordinaria e straordinaria

28 ottobre 2021

**Esito della votazione sul punto 3.d
dell'ordine del giorno**

SCHEDA NOMINATIVO

	NUMERO DI AZIONI	
	TOTALE	CON DIRITTO DI VOTO
1345 NORTHERN TRUST UCITS FGR FUND	103.413	103.413
311 NORTHROP GRUMMAN CORPORATION VEBA MASTER TRUST I	4.356	4.356
312 NORTHROP GRUMMAN PENSION MASTERTRUST	124.814	124.814
1346 NOVANT HEALTH INC.	32.200	32.200
1347 NS PARTNERS GLOBAL EQUITY FUND.	5.945	5.945
1348 NS PARTNERS INTERNATIONAL EQUITY FUND	40.843	40.843
1753 NSP MINNESOTA PRAIRIE 2 RETAIL QUALIFIED TRUST	4.949	4.949
1754 NSP MINNESOTA PRAIRIE I RETAIL QUALIFIED TRUST	4.008	4.008
1755 NSPMONTICELLO MINNESOTA RETAIL QUALIFIED TRUST	9.348	9.348
1349 NT WORLD GREEN TRANSITION INDEX FUND	583	583
1350 NTGI-QM COMMON DAILY ALL COUNTRY WORLD EX-US INVESTABLE MARKET INDEX FUND - NON	19.291	19.291
1351 NTGI-QM COMMON DAILY EAFE INDEX FUND - LENDING	33.415	33.415
1352 NTGI-QM COMMON DAILY EAFE INDEX FUND - NON LENDING	97.034	97.034
925 NVIT INTERNATIONAL INDEX FUND	72.175	72.175
1353 O'BRIEN FAMILY TRUST OF 2001 UAD 04/10/01 DENNIS O'BRIEN & GLORIA O'BRIEN TTEES	1.917	1.917
600 OFI FINANCIAL INVES-RS EURO EQ	63.105	63.105
313 OHIO NATIONAL FUND, INC. - ON INTERNATIONAL EQUITY PORTFOLIO	178.956	178.956
1354 OMEGA FFIP LIMITED PARTNERSHIP.	1.859	1.859
926 ONEPATH GLOBAL SHARES - LARGE CAP (UNHEDGED) INDEXPOOL	60.483	60.483
314 ONTARIO POWER GENERATION INC .	61.664	61.664
315 ONTARIO POWER GENERATION INC .	122.568	122.568
316 OPENWORLD PUBLIC LIMITED COMPANY	766	766
1355 OPSEU PENSION PLAN TRUST FUND	46.846	46.846
1356 ORIZABA LP	14.048	14.048
1756 OVERSEAS FUND	24.720	24.720
1357 P3-EQ LLC	3.117	3.117
1757 PACIFIC GAS AND ELECTRIC COMPANY NUCLEAR FACILITIES QUALIFIE	12.265	12.265
1758 PANAGORA GROUP TRUST	6.293	6.293
1759 PENN SERIES DEVELOPED INTERNATIONAL INDEX FUND	3.828	3.828
927 PENSION INTERNATIONAL EQUITY TACTICAL SMART BETA MOTHER FUND	1.311	1.311
1760 PENSION RESERVES INVESTMENT TRUST FUND	112.800	112.800
320 PEOPLE S BANK OF CHINA	11.136	11.136
318 PEOPLE S BANK OF CHINA	81.511	81.511
317 PEOPLE S BANK OF CHINA	94.223	94.223
319 PEOPLE S BANK OF CHINA	115.787	115.787
321 PEOPLE'S BANK OF CHINA	7.897	7.897
1358 PERMANENT FUND INVESTMENTS LLC	17.113	17.113
929 PERTUBUHAN KESELAMATAN SOSIAL	11.555	11.555
928 PERTUBUHAN KESELAMATAN SOSIAL	21.640	21.640
601 PGIM ETF TRUST - PGIM QMA STRA	8.314	8.314
1761 PGIM QMA INTERNATIONAL DEVELOPED MARKETS INDEX FUND	2.856	2.856
930 PHILADELPHIA GAS WORKS PENSION PLAN	1.661	1.661
931 PICTET - QUEST EUROPE SUSTAINABLE EQUITIES	716.024	716.024
932 PICTET CH - GLOBAL EQUITIES	6.968	6.968
933 PICTET CH INSTITUTIONAL - EUROPEAN EX SWISS EQUITIES TRACKER	3.869	3.869
934 PICTET CH INSTITUTIONAL - EUROPEAN EX SWISS EQUITIES TRACKER	15.410	15.410
935 PICTET CH INSTITUTIONAL - EUROPEAN EX SWISS EQUITIES TRACKER EX SL	25.345	25.345
936 PICTET CH INSTITUTIONAL - WORLD EX SWISS EQUITIES TRACKER	7.441	7.441
937 PICTET CH INSTITUTIONAL - WORLD EX SWISS EQUITIES TRACKER US TE	7.441	7.441
938 PICTET CH INSTITUTIONAL-WORLD EX SWISS EQUITIES TRACKER US TE EX SL	3.745	3.745
939 PICTET-EUROLAND INDEX	49.845	49.845

Mediobanca S.p.A.

Assemblea ordinaria e straordinaria

28 ottobre 2021

**Esito della votazione sul punto 3.d
dell'ordine del giorno**

SCHEDA NOMINATIVO

	NUMERO DI AZIONI	
	TOTALE	CON DIRITTO DI VOTO
940 PICTET-EUROPE INDEX	73.256	73.256
941 PIR EQUITY AXA ASSICURAZIONI	60.000	60.000
943 PK CSG WORLD EQUITY CREDIT SUISSE FUNDS AG	3.836	3.836
942 PK CSG WORLD EQUITY CREDIT SUISSE FUNDS AG	10.035	10.035
1359 PLEIADES TRUST	29.039	29.039
1360 POINT72 LONDON INVESTMENTS LTD. C/O WALKERS CORPORATE LIMITED CAYMAN	183.217	183.217
1762 POOL REINSURANCE CO LTD	10.543	10.543
1361 PRAMERICA FLEXIBLE TRILOGY PRAMERICA SGR S.P.A.	4.215	4.215
1362 PRAMERICA SGR S.P.A. PRAMERICA MITO 50 (MULTIASSET ITALIAN OPPORTUNITIES 50)	92.066	92.066
1363 PRAMERICA SICAV - GLOBAL EQUITY	12.833	12.833
1364 PRAMERICA TR MEGATREND II PRAMERICA SGR S.P.A	4.956	4.956
1365 PRAMERICA TR MEGATREND II PRAMERICA SGR S.P.A.	19.893	19.893
944 PRAXIS INTERNATIONAL INDEX FUND	29.677	29.677
1366 PREMIER MITON EUROPEAN EQUITY INCOME FUND	11.272	11.272
1367 PRESBYTERIAN CHURCH (USA) FOUNDATION	12.906	12.906
945 PREVOYANCE NE FUND PREVOYANCE NE GLOBAL ASSETS CREDIT SUISSE FUNDS AG	5.433	5.433
322 PRINCIPAL EXCHANGE-TRADED FUNDS-PRINCIPAL INTERNATIONAL ADAPTIVE MULTI-FACTOR E1	4.554	4.554
1763 PRINCIPAL FUNDS INC GLOBAL DIVERSIFIED INCOME FUND	173.309	173.309
324 PRINCIPAL GLOBAL INVESTORS COLLECTIVE INVESTMENT TRUST	135.474	135.474
323 PRINCIPAL GLOBAL INVESTORS COLLECTIVE INVESTMENT TRUST	5.136.501	5.136.501
325 PRINCIPAL INTERNATIONAL MULTIFACTOR ETF	4.729	4.729
327 PRINCIPAL LIFE INSURANCE COMPANY	1.106.549	1.106.549
326 PRINCIPAL LIFE INSURANCE COMPANY	2.096.002	2.096.002
1368 PRINCIPAL MPF EUROPEAN EQUITY FUND	95.315	95.315
1370 PRINCIPAL TRUST COMPANY ASIA LIMITED	16.463	16.463
1369 PRINCIPAL TRUST COMPANY ASIA LIMITED	328.120	328.120
1764 PRINCIPAL VARIABLE CONTRACTS FUNDS INC DIVERSIFIED INTE	200.279	200.279
1371 PRIVATE CLIENT GLOBAL EQUITY PORTFOLIO	767.672	767.672
1874 PRIVILEGE - JP MORGAN PAN EUROPEAN FLEXIBLE EQUITY	26.743	26.743
1372 PRO-GEN INVESTMENTS LLC	411	411
946 PRUDENTIAL PENSIONS LIMITED	5.262	5.262
947 PRUDENTIAL PENSIONS LIMITED	6.738	6.738
329 PRUDENTIAL RETIREMENT INSURANCE ANNUITY COMPANY	24.981	24.981
328 PRUDENTIAL RETIREMENT INSURANCE ANNUITY COMPANY	52.700	52.700
330 PUBLIC AUTHORITY FOR SOCIAL INSURANCE	4.020	4.020
1765 PUBLIC EMPLOYEE RETIREMENT SYSTEM OF IDAHO	28.686	28.686
1373 PUBLIC EMPLOYEES RETIREMENT ASSOCIATION OF COLORADO	159.524	159.524
1767 PUBLIC EMPLOYEES RETIREMENT ASSOCIATION OF NEW MEXICO	1	1
1766 PUBLIC EMPLOYEES RETIREMENT ASSOCIATION OF NEW MEXICO	199	199
1768 PUBLIC EMPLOYEES RETIREMENT SYSTEM OF MISSISSIPPI	1	1
1770 PUBLIC EMPLOYEES RETIREMENT SYSTEM OF MISSISSIPPI	2.003	2.003
1769 PUBLIC EMPLOYEES RETIREMENT SYSTEM OF MISSISSIPPI	175.928	175.928
1771 PUBLIC EMPLOYEES RETIREMENT SYSTEM OF NEVADA	164.819	164.819
1772 PUBLIC EMPLOYEES RETIREMENT SYSTEM OF NEVADA	169.230	169.230
1597 PUBLIC EMPLOYEES RETIREMENT SYSTEM OF OHIO	36.778	36.778
1598 PUBLIC EMPLOYEES RETIREMENT SYSTEM OF OHIO	46.627	46.627
1596 PUBLIC EMPLOYEES RETIREMENT SYSTEM OF OHIO	411.700	411.700
1374 PUBLIC SECTOR PENSION INVESTMENT BOARD	256	256
1375 PUBLIC SECTOR PENSION INVESTMENT BOARD	281.816	281.816
948 PUTM AUTHORISED CONTRACTUAL SCHEME - PUTM ACS EUROPEAN EX UK FUND	1.359.190	1.359.190
949 PUTM EUROPEAN UNIT TRUST	20.136	20.136

Mediobanca S.p.A.

Assemblea ordinaria e straordinaria

28 ottobre 2021

**Esito della votazione sul punto 3.d
dell'ordine del giorno**

SCHEDA NOMINATIVO

	NUMERO DI AZIONI	
	TOTALE	CON DIRITTO DI VOTO
1377 QIC INTERNATIONAL EQUITIES FUND	4.400	4.400
1376 QIC INTERNATIONAL EQUITIES FUND	11.991	11.991
1378 QIC LISTED EQUITIES FUND	19.948	19.948
1379 QSUPER	14.012	14.012
1773 QUALITY EDUCATION FUND	1.245	1.245
1928 QUERCUS	204.590	204.590
1380 R.E. GINNA NUCLEAR POWER PLANT QUALIFIED FUND	2.500	2.500
1774 RAYTHEON TECHNOLOGIES CORPORATION MASTER RETIREMENT TRUST	19.522	19.522
1381 RBC O'SHAUGHNESSY INTERNATIONAL EQUITY FUND	7.535	7.535
1382 RBC QUANT EAFE EQUITY LEADERS ETF	689	689
1383 RDM LIQUID LLC	24.005	24.005
950 REASSURE LIMITED	3.583	3.583
952 REASSURE LIMITED	16.464	16.464
951 REASSURE LIMITED	213.335	213.335
953 REED ELSEVIER PENSION SCHEME	84.425	84.425
331 REGIME DE RENTES DU MOUVEMENT DESJARDINS	5.276	5.276
332 RENAISSANCE GLOBAL EQUITY PRIVATE POOL	2.966	2.966
333 RENAISSANCE INTERNATIONAL EQUITY PRIVATE POOL	29.396	29.396
1929 RENDEMENT DIVERSIFIE M	17.489	17.489
334 RETAIL EMPLOYEES SUPERANNUATIONTRUST	21.763	21.763
1775 RETIREMENT BENEFITS INVESTMENT FUND	5.268	5.268
335 RHUMLINE INTERNATIONAL POOLED INDEX TRUST	12.028	12.028
336 RHUMLINE LOW CARBON INDEX FUNDLLC	16.579	16.579
1776 RIVER AND MERCANTILE GLOBAL HIGH ALPHA FUND	67.700	67.700
1599 ROBINSON UNIT 2 QUALIFIED NUCLEAR DECOMMISSIONING FUND	3.063	3.063
337 ROCHE U.S. RETIREMENT PLANS MASTER TRUST	222.400	222.400
1930 ROPS EURO P	79.423	79.423
1931 ROPS-SMART INDEX EURO	76.211	76.211
1384 ROSEDENE LLC	3.861	3.861
338 ROYAL LONDON ASSET MANAGEMENT BOND FUNDS PLC	20.049	20.049
954 ROYAL LONDON EQUITY FUNDS ICVC	114.561	114.561
955 ROYAL LONDON EQUITY FUNDS ICVC	804.300	804.300
956 ROYAL LONDON GROUP PENSION SCHEME	240	240
4 RUBR. 10019 SERVIZIO ITALIA SPA	10.200.000	10.200.000
339 RUSSELL INVESTMENT COMPANY MULTIFACTOR INTERNATIONAL EQUITY FUND	23.764	23.764
340 RUSSELL INVESTMENT COMPANY TAXMANAGED INTERNATIONAL EQUITY FUND	19.127	19.127
341 RUSSELL INVESTMENTS LOW CARBON GLOBAL SHARES FUND	12.295	12.295
342 RUSSELL INVESTMENTS MULTIASSET FACTOR EXPOSURE FUND	27.252	27.252
343 RUSSELL INVESTMENTS MULTIFACTORINTERNATIONAL EQUITY POOL	3.111	3.111
1385 S. ROBSON WALTON 1999 CHILDRENS TRUST	1.415	1.415
1386 S. ROBSON WALTON 2009 GRAT NO. 4 ARTICLE II TRUST	767	767
1387 S. ROBSON WALTON 2010 TRUST	3.702	3.702
1493 S.M.I.L. SRL	622.650	622.650
957 SABADELL EUROACCION, FI	97.635	97.635
958 SABADELL EUROPA BOLSA, FI	144.200	144.200
959 SABADELL INVERSION ETICA Y SOLIDARIA, FI	23.433	23.433
960 SABADELL PLANIFICACION 25, FI	13.730	13.730
961 SABADELL PLANIFICACION 50, FI	4.058	4.058
344 SACRAMENTO COUNTY EMPLOYEES RETIREMENT SYSTEM	192.000	192.000
1932 SAKKARAH 7	25.998	25.998
1388 SALIX LLC	19.663	19.663

Mediobanca S.p.A.

Assemblea ordinaria e straordinaria

28 ottobre 2021

Esito della votazione sul punto 3.d
dell'ordine del giorno

SCHEDA NOMINATIVO

	NUMERO DI AZIONI	
	TOTALE	CON DIRITTO DI VOTO
1389 SAMSUNG GLOBAL CORE EQUITY FUND	1.916	1.916
1600 SAN DIEGO COUNTY EMPLOYEES RETIREMENT ASSOCIATION	5.854	5.854
1390 SANFORD C. BERNSTEIN & CO DBT INTERNATIONAL VALUE	88.447	88.447
1391 SANFORD C. BERNSTEIN AND CO DBT TAX MANAGED INTERNATIONAL BLEND SERIES	32.252	32.252
962 SANLAM UNIVERSAL FUNDS PLC	3.969	3.969
964 SAS TRUSTEE CORPORATION POOLED FUND	16.716	16.716
963 SAS TRUSTEE CORPORATION POOLED FUND	18.522	18.522
1777 SAUDI ARABIAN MONETARY AUTHORITY	1.927	1.927
965 SBC MASTER PENSION TRUST	13.479	13.479
966 SBC MASTER PENSION TRUST	24.844	24.844
1494 SCHEMATRENTATRE S.P.A.	18.625.029	18.625.029
967 SCHRODER INTERNATIONAL MULTI-CAP EQUITY TRUST	361.770	361.770
1531 SCHRODER INTERNATIONAL SELECTION FUND	419.271	419.271
968 SCHWAB FUNDAMENTAL INTERNATIONAL LARGE COMPANY INDEX FUND	44.067	44.067
345 SCHWAB FUNDAMENTAL INTERNATIONAL LARGE COMPANY INDEX ETF	221.395	221.395
346 SCHWAB INTERNATIONAL EQUITY ETF	936.771	936.771
969 SCHWAB INTERNATIONAL INDEX FUND	313.320	313.320
347 SCOTIA INTERNATIONAL EQUITY INDEX TRACKER ETF	5.132	5.132
348 SCOTTISH WIDOWS INVESTMENT SOLUTIONS FUNDS ICVC- EUROPEAN (EX UK) EQUITY FUND	102.671	102.671
1392 SDA INTL EQUITY INDEX FD-WORLD	17.567	17.567
970 SDK K3 FONDS	9.500	9.500
349 SEASONS SERIES TRUST SA MULTI-MANAGED INTERNATIONAL EQUITY PORTF	4.560	4.560
1875 SEEYOND EUROPE MARKET NEUTRAL	1.891	1.891
615 SEI GLOBAL MASTER FUND PLC	7.306	7.306
971 SEI INSTITUTIONAL INVESTMENTS TRUST - WORLD EQUITY EX-US FUND	2.784.930	2.784.930
350 SELFFINANCING POSTSECONDARY EDUCATION FUND	406	406
1778 SEMPRA ENERGY PENSION MASTER TRUST	13.594	13.594
1393 SENTINEL INTERNATIONAL TRUST	7.586	7.586
1495 SERECO RE S.A.	2.861.250	2.861.250
351 SERVICES GROUP OF AMERICA INC	26.036	26.036
1779 SEVENTH SWEDISH NATIONAL PENSION FUND AP7 EQUITY FUND	17.773	17.773
616 SG ACTIONS EURO SELECTION	430.233	430.233
617 SG ACTIONS EURO SMALL CAP	55.438	55.438
618 SG ACTIONS EUROPE LARGE CAP	242	242
619 SG ACTIONS MONDE	19.914	19.914
1601 SHELL CANADA 2007 PENSION PLAN	3.996	3.996
1602 SHELL CANADA 2007 PENSION PLAN 400	3.321	3.321
1603 SHELL NEDERLAND PENSIOENFONDS STICHTING	2.337	2.337
1781 SHELL PENSION TRUST	8.609	8.609
1780 SHELL PENSION TRUST	14.108	14.108
972 SHELL PENSIONS TRUST LIMITED AS TRUSTEE OF SHELL CONTRIBUTORY PENSION FUND	9.258	9.258
973 SHELL TRUST (BERMUDA) LIMITED AS TRUSTEE OF THE SHELL INTERNATIONAL PENSION FUND	3.085	3.085
974 SHELL TRUST (BERMUDA) LTD AS TRUSTEE OF THE SHELL OVERSEAS CONTRIBUTORY PENSION	5.274	5.274
1782 SHERIFFS PENSION AND RELIEF FUND	34.885	34.885
1394 SHIMODA HOLDINGS LLC	239	239
975 SHINKO GLOBAL EQUITY INDEX MOTHER FUND	225	225
976 SICAV GEFIP DYNAMIQUE	309.000	309.000
1783 SIEMENS BALANCED	13.493	13.493
1784 SIEMENS EMU EQUITIES	33.129	33.129
977 SIEMENS-FONDS SIEMENS-RENTE	107.145	107.145
620 SILVER AMUNDI EURO EQUITY	257.709	257.709

Mediobanca S.p.A.

Assemblea ordinaria e straordinaria

28 ottobre 2021

Esito della votazione sul punto 3.d
dell'ordine del giorno

SCHEDA NOMINATIVO

	NUMERO DI AZIONI	
	TOTALE	CON DIRITTO DI VOTO
1395 SILVER GROWTH FUND LP	5.154	5.154
978 SINGLE SELECT PLATFORM	212.407	212.407
1496 SINPAR - SOCIETA' DI INVESTIMENTI E PARTECIPAZIONI SPA	3.582.213	3.582.213
979 SIX CIRCLES INTERNATIONAL UNCONSTRAINED EQUITY FUND	113.168	113.168
980 SIX CIRCLES INTERNATIONAL UNCONSTRAINED EQUITY FUND	680.697	680.697
981 SIX CIRCLES MANAGED EQUITY PORTFOLIO INTERNATIONAL UNCONSTRAINED FUND	183.475	183.475
1396 SLW PORTFOLIO LLC	4.076	4.076
352 SMEAD INTERNATIONAL VALUE FUND LP	10.441	10.441
1397 SOCIALLY RESPONSIBLE DEVELOPED MARKETS FUNDAMENTAL INDEX CTF	729	729
622 SOGECAP ACTIONS - MID CAP	914.631	914.631
623 SOGECAP AP LOW CARBON	19.426	19.426
353 SOJECCI II LTEE	12.600	12.600
1785 SOUTHERN CALIFORNIA EDISON COMPANY NUCLEAR FACILITIES QUALI ONING MASTER TRUST	12.600	12.600
1497 SPAFID FIDUCIANTE N. 173500	269.850	269.850
1498 SPAFID FIDUCIANTE N. 178602	63.000	63.000
1503 SPAFID FIDUCIANTE N. 198104	71.596	71.596
1504 SPAFID FIDUCIANTE N. 198109	278.250	278.250
1507 SPAFID FIDUCIANTE N. 223600 - 223700	450.000	450.000
1398 SPARTAN GROUP TRUST FOR EMPLOYEE BENEFIT PLANS.	335.812	335.812
1786 SPARTAN INTERNATIONAL INDEX FUND	1.410.473	1.410.473
354 SPDR MSCI ACWI EXUS ETF	63.948	63.948
355 SPDR MSCI ACWI LOW CARBON TARGET ETF	1.562	1.562
356 SPDR MSCI EAFE FOSSIL FUEL RESERVES FREE ETF	9.551	9.551
357 SPDR MSCI EAFE STRATEGICFACTORSETF	20.001	20.001
358 SPDR MSCI WORLD QUALITY MIX FUND LEVEL 15	190	190
359 SPDR MSCI WORLD STRATEGICFACTORS ETF	987	987
360 SPDR PORTFOLIO DEVELOPED WORLD EXUS ETF	207.410	207.410
361 SPDR PORTFOLIO EUROPE ETF	15.279	15.279
362 SPDR SP WORLD EX AUSTRALIA FUND	2.157	2.157
986 SPP AKTIEFOND EUROPA	60.331	60.331
987 SPP AKTIEFOND GLOBAL	237	237
988 SPP EUROPA PLUS	633	633
989 SPP GENERATION 50-TAL	749	749
1399 SPRINT MASTER TRUST.	5.214	5.214
363 SSB FTSE RAFI DEVELOPED 1000 INDEX NONLENDING COMMON TRUST FUND	8.196	8.196
364 SSB MSCI ACWI EX USA IMI SCREENED NONLENDING COMMON TRUST FUND	10.043	10.043
365 SSB MSCI EUROPE SCREENED INDEX NONLENDING COMMON TRUST FUND	43.719	43.719
366 SSB MSCI ITALY INDEX SECURITIESLENDING COMMON TRUST FUND	515.076	515.076
367 SSGA MSCI ACWI EX-USA INDEX NON-LENDING DAILY TRUST	3.559	3.559
369 SSGA SPDR ETFS EUROPE I PUBLIC LIMITED COMPANY	13.384	13.384
368 SSGA SPDR ETFS EUROPE I PUBLIC LIMITED COMPANY	21.093	21.093
370 SSGA SPDR ETFS EUROPE I PUBLIC LIMITED COMPANY	30.511	30.511
373 SSGA SPDR ETFS EUROPE II PUBLICLIMITED COMPANY	1.222	1.222
371 SSGA SPDR ETFS EUROPE II PUBLICLIMITED COMPANY	1.422	1.422
374 SSGA SPDR ETFS EUROPE II PUBLICLIMITED COMPANY	5.398	5.398
372 SSGA SPDR ETFS EUROPE II PUBLICLIMITED COMPANY	40.993	40.993
375 SST GLOB ADV TAX EXEMPT RETIREMENT PLANS	31.756	31.756
376 SST GLOB ADV TAX EXEMPT RETIREMENT PLANS	71.538	71.538
377 SST GLOB ADV TAX EXEMPT RETIREMENT PLANS	242.743	242.743
379 SST GLOB ADV TAX EXEMPT RETIREMENT PLANS	914.060	914.060
378 SST GLOB ADV TAX EXEMPT RETIREMENT PLANS	1.090.782	1.090.782

Mediobanca S.p.A.

Assemblea ordinaria e straordinaria

28 ottobre 2021

**Esito della votazione sul punto 3.d
dell'ordine del giorno**

SCHEDA NOMINATIVO

	NUMERO DI AZIONI	
	TOTALE	CON DIRITTO DI VOTO
1604 STANDARD BANK OF SOUTH AFRICA LTD	4.987	4.987
1787 STANDARD LIFE INVESTMENTS GLOBAL	25.377	25.377
1400 STANISLAUS COUNTY EMPLOYEES' RETIREMENT ASSOCIATION 832	21.003	21.003
1933 STAR PASTEUR	20.989	20.989
380 STATE OF ALASKA RETIREMENT AND BENEFITS PLANS	118.544	118.544
1401 STATE OF IDAHO ENDOWMENT FUND INVESTMENT BOARD	41.725	41.725
381 STATE OF MINNESOTA	243.476	243.476
382 STATE OF NEW JERSEY COMMON PENSION FUND D	332.096	332.096
990 STATE OF NEW MEXICO STATE INVESTMENT COUNCIL	20.500	20.500
991 STATE OF NEW MEXICO STATE INVESTMENT COUNCIL	32.312	32.312
992 STATE OF NEW MEXICO STATE INVESTMENT COUNCIL	389.100	389.100
1788 STATE OF WISCONSIN INVESTMENT BOARD	1	1
1789 STATE OF WISCONSIN INVESTMENT BOARD	1	1
1790 STATE OF WISCONSIN INVESTMENT BOARD	1	1
1791 STATE OF WISCONSIN INVESTMENT BOARD	1	1
1792 STATE OF WISCONSIN INVESTMENT BOARD	1	1
993 STATE OF WYOMING	28.691	28.691
383 STATE STREET CCF	9.261	9.261
1402 STATE STREET GLOBAL ADVISORS GROSS ROLL UP UNIT TRUST	17.685	17.685
385 STATE STREET GLOBAL ADVISORS LUXEMBOURG SICAV	2.402	2.402
384 STATE STREET GLOBAL ADVISORS LUXEMBOURG SICAV	3.892	3.892
390 STATE STREET GLOBAL ADVISORS LUXEMBOURG SICAV	8.022	8.022
387 STATE STREET GLOBAL ADVISORS LUXEMBOURG SICAV	48.766	48.766
389 STATE STREET GLOBAL ADVISORS LUXEMBOURG SICAV	58.402	58.402
388 STATE STREET GLOBAL ADVISORS LUXEMBOURG SICAV	62.780	62.780
386 STATE STREET GLOBAL ADVISORS LUXEMBOURG SICAV	78.009	78.009
391 STATE STREET GLOBAL ALL CAP EQUITY EXUS INDEX PORTFOLIO	77.174	77.174
392 STATE STREET GLOBAL INDEX PLUS TRUST	3.259	3.259
393 STATE STREET INTERNATIONAL DEVELOPED EQUITY INDEX PORTFOLIO	157.610	157.610
394 STATE STREET INTERNATIONAL EQUITIES INDEX TRUST LEVEL 15	13.838	13.838
396 STATE STREET IRELAND UNIT TRUST	587	587
395 STATE STREET IRELAND UNIT TRUST	7.476	7.476
397 STATE STREET TOTAL RETURN VIS FUND	8.321	8.321
398 STATE STREET WORLD ENHANCED SECURITIES LENDING COMMON TRUST FUND	25.079	25.079
1403 STATE TEACHERS RETIREMENT SYSTEM OF OHIO	1.457.550	1.457.550
994 STELLAR INSURANCE, LTD.	2.611	2.611
995 STERLING CAPITAL BEHAVIORAL INTERNATIONAL EQUITY FUND	67.550	67.550
1404 STEUART L. WALTON FAMILY TRUST UAD 3/19/13	1.446	1.446
1605 STEWARDSHIP FOUNDATION-WYRF4889002	1.119	1.119
1405 STICHTING BEDRIJFSTAKPENSIOENFONDS VOOR DE DETAILHANDEL	186.371	186.371
1606 STICHTING BEDRIJFSTAKPENSIOENFONDS VOOR DE MEUBELI NDUSTRIE EN MEUBILERINGSBEC	51.086	51.086
1406 STICHTING BEDRIJFSTAKPENSIOENFONDS VOOR HET LEVENSMIDDELENBEDRIJF	20.113	20.113
1408 STICHTING BEDRIJFSTAKPENSIOENFONDS ZORGVERZEKERAARS..	46.390	46.390
1609 STICHTING DEPOSITARY APG DEVELOPED MARKETS EQUITY POOL	31.146	31.146
1607 STICHTING DEPOSITARY APG DEVELOPED MARKETS EQUITY POOL	56.357	56.357
1608 STICHTING DEPOSITARY APG DEVELOPED MARKETS EQUITY POOL	325.572	325.572
1410 STICHTING HEINEKEN PENSIOENFONDS	13.362	13.362
399 STICHTING ING CDC PENSIOENFONDS	9.880	9.880
400 STICHTING NN CDC PENSIOENFONDS	1.730	1.730
1411 STICHTING PENSIOENFONDS ING..	54.740	54.740
997 STICHTING PENSIOENFONDS MEDISCH SPECIALISTEN	459.980	459.980

Mediobanca S.p.A.

Assemblea ordinaria e straordinaria

28 ottobre 2021

Esito della votazione sul punto 3.d
dell'ordine del giorno

SCHEDA NOMINATIVO

	NUMERO DI AZIONI	
	TOTALE	CON DIRITTO DI VOTO
1413 STICHTING PENSIOENFONDS PGB	140.888	140.888
1412 STICHTING PENSIOENFONDS PGB	147.700	147.700
1414 STICHTING PENSIOENFONDS PGB	312.724	312.724
998 STICHTING PENSIOENFONDS PROVISUM	2.658	2.658
1794 STICHTING PENSIOENFONDS RAIL AND OPENBAAR VERVOER	15.489	15.489
1415 STICHTING PENSIOENFONDS SAGITTARIUS	16.543	16.543
1417 STICHTING PGGM DEPOSITARY	184.850	184.850
1416 STICHTING PGGM DEPOSITARY	200.331	200.331
401 STICHTING PHILIPS PENSIOENFONDS	39.860	39.860
1795 STICHTING RABOBANK PENSIOENFONDS	5.927	5.927
999 STICHTING SHELL PENSIOENFONDS	2.361	2.361
1000 STOREBRAND LIVSFORSIKRING AS	5.139	5.139
1001 STRATEGIC INTERNATIONAL EQUITY FUND	24.160	24.160
1611 SUBSIDIZED SCHOOLS PROVIDENT FUND	6.404	6.404
1002 SUE ANN ARNALL	7.247	7.247
402 SUN CHEMICAL LIMITED PENSION SCHEME	1.810	1.810
403 SUNAMERICA SERIES TRUST - SA INTERNATIONAL INDEX PORTFOLIO	23.873	23.873
404 SUNAMERICA SERIES TRUST SA BLACKROCK VCP GLOBAL MULTI ASSET PORT	12.809	12.809
405 SUNAMERICA SERIES TRUST SA JPM DIVERSIFIED BALANCED PORTFOLIO	1.102	1.102
406 SUNSUPER SUPERANNUATION FUND	66.433	66.433
1418 SUPERANNUATION FUNDS MANAGEMENT CORPORATION OF SOUTH AUSTRAL	5.145	5.145
407 SYMMETRY LOW VOLATILITY FUND	1	1
1532 T. ROWE PRICE FUNDS SICAV	16	16
1003 T. ROWE PRICE INTERNATIONAL EQUITY INDEX FUND	27.943	27.943
1004 T. ROWE PRICE INTERNATIONAL EQUITY INDEX TRUST	24.505	24.505
1612 TACS NON US EQUITY CORE MARKET CONTINUOUS LLC	16.678	16.678
408 TAIWAN MST CUST FRANKLIN TEMPLETON SINOAM MULTIASSET INCOME	379	379
409 TALCOTT RESOLUTION LIFE INSURANCE COMPANY	5.659	5.659
410 TANGERINE BALANCED GROWTH PORTFOLIO	10.272	10.272
411 TANGERINE BALANCED INCOME PORTFOLIO	1.622	1.622
412 TANGERINE BALANCED PORTFOLIO	9.345	9.345
413 TANGERINE EQUITY GROWTH PORTFOLIO	13.032	13.032
1005 TCRPIM DEVELOPED MARKETS EQUITIES (HEDGED) FUND	14.027	14.027
1006 TCRPIM DEVELOPED MARKETS EQUITIES (SOVEREIGN INVESTOR - HEDGED) FUND	56.561	56.561
414 TD EMERALD INTERNATIONAL EQUITYINDEX FUND	138.301	138.301
415 TD EUROPEAN INDEX FUND .	3.912	3.912
416 TD INTERNATIONAL EQUITY INDEX ETF	33.571	33.571
417 TD MORNINGSTAR ESG INTERNATIONAL EQUITY INDEX ETF	1.247	1.247
420 TEACHER RETIREMENT SYSTEM OF TEXAS	116	116
419 TEACHER RETIREMENT SYSTEM OF TEXAS	346	346
418 TEACHER RETIREMENT SYSTEM OF TEXAS	920	920
1007 TEACHERS RETIREMENT SYSTEM OF GEORGIA	405.747	405.747
1796 TEACHERS RETIREMENT SYSTEM OF LOUISIANA	1	1
1419 TEACHERS' RETIREMENT SYSTEM OF OKLAHOMA	194.646	194.646
422 TEACHERS' RETIREMENT SYSTEM OF THE STATE OF ILLINOIS	79.268	79.268
421 TEACHERS' RETIREMENT SYSTEM OF THE STATE OF ILLINOIS	540.200	540.200
1008 TELSTRA SUPERANNUATION SCHEME	20.368	20.368
1797 TEXAS EDUCATION AGCY	132.421	132.421
1798 TEXAS EDUCATION AGENCY	10.585	10.585
1799 THE AMERICAN UNIVERSITY IN CAIRO	5.616	5.616
423 THE ARROWSTREET COMMON CONTRACTUAL FUND	9.174	9.174

Mediobanca S.p.A.

Assemblea ordinaria e straordinaria

28 ottobre 2021

Esito della votazione sul punto 3.d
dell'ordine del giorno

SCHEDA NOMINATIVO

	NUMERO DI AZIONI	
	TOTALE	CON DIRITTO DI VOTO
1420 THE AVI CHAI FOUNDATION	6.130	6.130
425 THE BANK OF KOREA	2.337	2.337
426 THE BANK OF KOREA	21.899	21.899
424 THE BANK OF KOREA	23.160	23.160
427 THE BANK OF KOREA	31.851	31.851
1614 THE BANK OF NEW YORK MELLON EMPLOYEE BENEFIT COLLECTIVE INV	50.497	50.497
1613 THE BANK OF NEW YORK MELLON EMPLOYEE BENEFIT COLLECTIVE INV	92.847	92.847
1615 THE BANK OF NEW YORK MELLON INTERNATIONAL LIMITED	948.405	948.405
1800 THE BANK OF NEW YORK MELLON INTERNATIONAL LIMITED AS TRUS PED WORLD FOSSIL FUEL	367	367
1009 THE BARCLAYS BANK UK RETIREMENT FUND	1.865	1.865
1421 THE BOARD OF THE PENSION PROTECTION FUND RENAISSANCE	5.447	5.447
1422 THE BOARD OF THE PENSION PROTECTION FUND RENAISSANCE	22.353	22.353
1423 THE CHERYL D DUFFIELD TRUST UAD 09/12/96 CHERYL D DUFFIELD TTEE	2.064	2.064
1424 THE DAVID A DUFFIELD TRUST UAD 07/14/88	4.414	4.414
1425 THE DFA INTERNATIONAL VALUE SERIESA	261.028	261.028
1426 THE ENDEAVOUR II FUND.	2.170	2.170
1616 THE HARTFORD RETIREMENT PLAN TRUST FOR US EMPLOYEES	3.966	3.966
1428 THE HEALTH FOUNDATION.	53.116	53.116
1429 THE HIGHCLERE INTERNATIONAL INVESTORS SMID FUND	2.115.562	2.115.562
1801 THE HKSAR GOVERNMENT SCHOLARSHIP FUND	347	347
1011 THE LABOUR UNION CO-OPERATIVE RETIREMENT FUND	3.252	3.252
1010 THE LABOUR UNION CO-OPERATIVE RETIREMENT FUND	7.481	7.481
428 THE MASTER TRUST BANK OF JAPAN LTD RE: HITACHI FOREIGN EQUITY INDEX MOTHER FUND	10.676	10.676
1012 THE MASTER TRUST BANK OF JAPAN LTD. RE: MANULIFE INTERNATIONAL EQUITY INDEX MOTHE	1.677	1.677
1013 THE MASTER TRUST BANK OF JAPAN, LTD. AS TRUSTEE FOR MTBJ400045828	346.037	346.037
1014 THE MASTER TRUST BANK OF JAPAN, LTD. AS TRUSTEE FOR MTBJ400045832	91.521	91.521
1015 THE MASTER TRUST BANK OF JAPAN, LTD. AS TRUSTEE FOR MTBJ400045872	235.686	235.686
1016 THE MASTER TRUST BANK OF JAPAN, LTD. AS TRUSTEE FOR ORGANIZATION FOR WORKERS' R	14.218	14.218
1018 THE MASTER TRUST BANK OF JAPAN, LTD. AS TRUSTEE FOR FEDERATION OF NATIONAL PUBLIC	12.375	12.375
1017 THE MASTER TRUST BANK OF JAPAN, LTD. AS TRUSTEE FOR FEDERATION OF NATIONAL PUBLIC	33.750	33.750
1019 THE MASTER TRUST BANK OF JAPAN, LTD. AS TRUSTEE FOR MTBJ400045829	790.757	790.757
1020 THE MASTER TRUST BANK OF JAPAN, LTD. AS TRUSTEE FOR MUTB400045792	288.453	288.453
1021 THE MASTER TRUST BANK OF JAPAN, LTD. AS TRUSTEE FOR MUTB400045794	1.394.561	1.394.561
1022 THE MASTER TRUST BANK OF JAPAN, LTD. AS TRUSTEE FOR MUTB400045795	478.779	478.779
1023 THE MASTER TRUST BANK OF JAPAN, LTD. AS TRUSTEE FOR NATIONAL PENSION FUND ASSOCI/	17.982	17.982
1024 THE MASTER TRUST BANK OF JAPAN, LTD. AS TRUSTEE FOR ORGANIZATION FOR WORKERS' RE	8.740	8.740
1025 THE MASTER TRUST BANK OF JAPAN, LTD. RE: MUTB400021492	18.080	18.080
1026 THE MASTER TRUST BANK OF JAPAN, LTD. RE: MUTB400021536	51.512	51.512
1027 THE MASTER TRUST BANK OF JAPAN, LTD. RE: NZAM EURO STOXX (JPY HEDGED) (PRIVATELY PI	79.717	79.717
1430 THE MEDICAL AND DENTAL DEFENCE UNION OF SCOTLAND	24.525	24.525
429 THE METHODIST HOSPITAL	81.600	81.600
1431 THE MOTOROLA PENSION SCHEME	3.333	3.333
1617 THE NATURE CONSERVANCY WORLDWIDE OFFICE	253	253
1433 THE NOMURA TRUST AND BANKING CO LTD	2.222	2.222
1432 THE NOMURA TRUST AND BANKING CO LTD	20.050	20.050
1435 THE NORTHERN TRUST COMPANY SUB-ADVISED COLLECTIVE FUNDS TRUS	205.800	205.800
1434 THE NORTHERN TRUST COMPANY SUB-ADVISED COLLECTIVE FUNDS TRUS	630.300	630.300
1436 THE OTTERBEIN FAMILY TRUST UAD 09/28/07 VICTORIA OTTERBEIN & THOMAS OTTERBEIN TTEE	1.469	1.469
1437 THE PENSION BOARDS - UNITED CHURCH OF CHRIST INC.	3.231	3.231
431 THE PRUDENTIAL INSURANCE COMPANY OF AMERICA	2.945	2.945
430 THE PRUDENTIAL INSURANCE COMPANY OF AMERICA	20.783	20.783

Mediobanca S.p.A.

Assemblea ordinaria e straordinaria

28 ottobre 2021

**Esito della votazione sul punto 3.d
dell'ordine del giorno**

SCHEDA NOMINATIVO

	NUMERO DI AZIONI	
	TOTALE	CON DIRITTO DI VOTO
434 THE REGENTS OF THE UNIVERSITY OF CALIFORNIA	6.700	6.700
433 THE REGENTS OF THE UNIVERSITY OF CALIFORNIA	19.040	19.040
435 THE REGENTS OF THE UNIVERSITY OF CALIFORNIA	57.157	57.157
436 THE REGENTS OF THE UNIVERSITY OF CALIFORNIA	108.966	108.966
432 THE REGENTS OF THE UNIVERSITY OF CALIFORNIA	319.353	319.353
1802 THE SEVENTH SWEDISH NATIONAL PENSION FUND AP 7 EQUITY FUN	1	1
1803 THE SEVENTH SWEDISH NATIONAL PENSION FUND AP 7 EQUITY FUND	1	1
1028 THE SOUTHERN COMPANY SYSTEM MASTER RETIREMENT TRUST	28.130	28.130
1804 THE STATE OF CONNECTICUT ACTING THROUGH ITS TREASURER	90.885	90.885
1618 THE TRUST FOR AGE UK FUNERAL PLANS	2.089	2.089
1438 THE TRUSTEES OF THE HENRY SMITH CHARITY	15.519	15.519
1619 THE UNIVERSITY COURT OF THE UNIVERSITY OF GLASGOW	5.666	5.666
437 THE WALT DISNEY COMPANY RETIREMENT PLAN MASTER TRUST	14.897	14.897
1439 THOMAS L. WALTON FAMILY TRUST UAD 03/19/13	6.064	6.064
1029 THRIFT SAVINGS PLAN	2.418.689	2.418.689
438 THRIVENT CORE INTERNATIONAL EQUITY FUND	285.431	285.431
439 THRIVENT GLOBAL STOCK FUND	228.374	228.374
440 THRIVENT GLOBAL STOCK PORTFOLIO	159.630	159.630
441 THRIVENT INTERNATIONAL ALLOCATION FUND	279.185	279.185
442 THRIVENT INTERNATIONAL ALLOCATION PORTFOLIO	577.611	577.611
443 THRIVENT INTERNATIONAL INDEX PORTFOLIO	5.871	5.871
1440 THYSSEN GLOBAL INVESTMENTS CORP	397	397
444 TIAACREF INTERNATIONAL EQUITY INDEX FUND	672.087	672.087
1621 TMI 2 SOLUTIONS TAX QUALIFIED NUCLEAR DECOMMISSIONING TRUST	2.231	2.231
1620 TMI 2 SOLUTIONS TAX QUALIFIED NUCLEAR DECOMMISSIONING TRUST	2.797	2.797
1938 TOSCO-FIN S.R.L.	300.000	300.000
1508 TOSCO-FIN S.R.L.	3.465.000	3.465.000
445 TOTAL INTERNATIONAL EX U.S. INDEX MASTER PORTFOLIO OF MASTER INV	40.061	40.061
446 TRANSAMERICA INTERNATIONAL EQUITY INDEX VP	2.679	2.679
447 TRANSAMERICA MORGAN STANLEY GLOBAL ALLOCATION VP	8.712	8.712
1805 TREASURER OF THE STATE OF NORTH CAROLINA EQUITY INVESTMENT	133.910	133.910
1441 TRINITY COLLEGE CAMBRIDGE	6.577	6.577
1030 TRUST & CUSTODY SERVICES BANK LTD AS TRUSTEE FOR PENSION INVESTMENT FUND TRUST	19.685	19.685
1031 TRUST & CUSTODY SERVICES BANK LTD AS TRUSTEE FOR PENSION INVESTMENT FUND TRUST	4.256	4.256
1032 TRUST & CUSTODY SERVICES BANK LTD AS TRUSTEE FOR PENSION INVESTMENT FUND TRUST	39.120	39.120
1033 TRUST & CUSTODY SERVICES BANK LTD AS TRUSTEE FOR PENSION INVESTMENT FUND TRUST	2.252	2.252
448 TRUST I AB GLOBAL DYNAMIC ALLOCATION PORTFOLIO	38.756	38.756
1034 TWO SIGMA ABSOLUTE RETURN-PORTFOLIO LLC EMEA TRADING	281.985	281.985
1035 TWU SUPERANNUATION FUND	1.994	1.994
1622 TXU GENERATION COMPANY LP QUAL NUCLEAR DECOMMISSIONING TRUS	1.878	1.878
449 UBS (IRL) ETF PLC - S&P 500 ESG UCITS ETF (ENGLISH)	268	268
457 UBS (IRL) ETF PLC - S&P 500 ESG UCITS ETF (ENGLISH)	762	762
456 UBS (IRL) ETF PLC - S&P 500 ESG UCITS ETF (ENGLISH)	802	802
452 UBS (IRL) ETF PLC - S&P 500 ESG UCITS ETF (ENGLISH)	822	822
453 UBS (IRL) ETF PLC - S&P 500 ESG UCITS ETF (ENGLISH)	2.275	2.275
454 UBS (IRL) ETF PLC - S&P 500 ESG UCITS ETF (ENGLISH)	3.758	3.758
451 UBS (IRL) ETF PLC - S&P 500 ESG UCITS ETF (ENGLISH)	4.946	4.946
450 UBS (IRL) ETF PLC - S&P 500 ESG UCITS ETF (ENGLISH)	7.461	7.461
455 UBS (IRL) ETF PLC - S&P 500 ESG UCITS ETF (ENGLISH)	23.205	23.205
458 UBS (US) GROUP TRUST	42.195	42.195
1037 UBS ASSET MANAGEMENT LIFE LTD	2.738	2.738

Mediobanca S.p.A.

Assemblea ordinaria e straordinaria

28 ottobre 2021

**Esito della votazione sul punto 3.d
dell'ordine del giorno**

SCHEDA NOMINATIVO

	NUMERO DI AZIONI	
	TOTALE	CON DIRITTO DI VOTO
1038 UBS ASSET MANAGEMENT LIFE LTD	9.515	9.515
1036 UBS ASSET MANAGEMENT LIFE LTD	10.870	10.870
1040 UBS ASSET MANAGEMENT LIFE LTD	28.658	28.658
1039 UBS ASSET MANAGEMENT LIFE LTD	28.867	28.867
1442 UBS COMMON CONTRACTUAL FUND	1.918	1.918
1041 UBS FTSE RAFI DEVELOPED 1000 INDEX FUND	18.120	18.120
459 UBS FUND MANAGEMENT (SWITZERLAND) AG ON BEHALF OF ZURICH INVESTINSTITUTIONAL FUND	33.049	33.049
1447 UBS FUND MANAGEMENT (SWITZERLAND) AG.	1.283	1.283
1444 UBS FUND MANAGEMENT (SWITZERLAND) AG.	3.550	3.550
1443 UBS FUND MANAGEMENT (SWITZERLAND) AG.	7.780	7.780
1445 UBS FUND MANAGEMENT (SWITZERLAND) AG.	8.700	8.700
1446 UBS FUND MANAGEMENT (SWITZERLAND) AG.	22.683	22.683
460 UBS IQ MSCI WORLD EX AUSTRALIA ETHICAL ETF	763	763
464 UBS LUX FUND SOLUTIONS	2.834	2.834
463 UBS LUX FUND SOLUTIONS	13.884	13.884
461 UBS LUX FUND SOLUTIONS	27.788	27.788
462 UBS LUX FUND SOLUTIONS	98.395	98.395
465 UBS LUX FUND SOLUTIONS	496.865	496.865
624 UF 6 A	67.855	67.855
1042 UI-FONDS BAV RBI AKTIEN	47.524	47.524
1934 UMR SELECT EUROPE R1	120.937	120.937
1448 UNIFIED ACCUMULATIVE PENSION FUND JOINT STOCK COMPANY	5.032	5.032
1043 UNIPOLSAI ASSICURAZIONI SPA	4.500.000	4.500.000
1044 UNIPOLSAI ASSICURAZIONI SPA	12.855.000	12.855.000
1806 UNITED CHURCH FUNDS INC	25.400	25.400
1449 UNITED NATIONS RELIEF AND WORKS AGENCY FOR PALESTINE REFUGEE	3.088	3.088
466 UNITED TECHNOLOGIES CORPORATIONEMPLOYEE SAVINGS PLAN MASTER TRU	79.171	79.171
468 UNIVERSAL INVESTMENT GESELLSCHAFT MBH FOR KFPT UNIVERSAL FONDS	3.485	3.485
467 UNIVERSAL INVESTMENT GESELLSCHAFT MBH FOR KFPT UNIVERSAL FONDS	23.223	23.223
1955 UNIVERSAL INVESTMENT GMBH	22.100	22.100
1046 UNIVERSAL INVESTMENT GMBH	25.358	25.358
1045 UNIVERSAL INVESTMENT GMBH	74.839	74.839
1956 UNIVERSAL INVESTMENT GMBH	119.562	119.562
1623 UNIVERSAL SHIPOWNERS MARINE INSURANCE ASSOCIATION LIMITED	2.552	2.552
1047 UNIVERSAL-INVESTMENT-GESELLSCHAFT MBH ON BEHALF OF BAYVK A1-FONDS	830.400	830.400
1048 UNIVERSAL-INVESTMENT-GESELLSCHAFT MBH ON BEHALF OF BAYVK A4-FONDS	109.677	109.677
1049 UNIVERSAL-INVESTMENT-GESELLSCHAFT MBH ON BEHALF OF BROCKEN-UI-FONDS	13.104	13.104
1050 UNIVERSAL-INVESTMENT-GESELLSCHAFT MBH ON BEHALF OF EPOTIF MASTERFONDS	31.961	31.961
469 UNIVERSALINVESTMENTGESELLSCHAFTMBH FOR PROUIFONDS SAA	55.509	55.509
470 UNIVERSALINVESTMENTGESELLSCHAFTMBH FOR UIFONDS AKTIEN WORLD ESG	3.049	3.049
1450 UNIVERSE THE CMI GLOBAL NETWORK FUND - CMI CONTINENTAL EURO	53.017	53.017
471 UNIVERSITY OF GUELPH	19.300	19.300
472 UNIVERSITY OF GUELPH FOREIGN PROPERTY TRUST	39.700	39.700
1451 UNIVEST.	100	100
1807 UPS GROUP TRUST	18.274	18.274
1808 UPS GROUP TRUST	35.663	35.663
473 US LEGACY INCOME COMMON TRUST FUND	79.771	79.771
1452 UTAH STATE RETIREMENT SYSTEMS	85.510	85.510
474 VALIC COMPANY I - INTERNATIONALSOCIAALLY RESPONSIBLE FUNDK	54.420	54.420
475 VALIC COMPANY I INTERNATIONAL EQUITIES INDEX FUND	59.535	59.535
476 VANGUARD DEVELOPED MARKETS INDEX FUND	4.700.670	4.700.670

Mediobanca S.p.A.

Assemblea ordinaria e straordinaria

28 ottobre 2021

**Esito della votazione sul punto 3.d
dell'ordine del giorno**

SCHEDA NOMINATIVO

	NUMERO DI AZIONI	
	TOTALE	CON DIRITTO DI VOTO
477 VANGUARD ESG DEVELOPED WORLD ALL CAP EQ INDEX FND UK	5.784	5.784
1052 VANGUARD ESG INTERNATIONAL STOCK ETF	126.940	126.940
1053 VANGUARD ETHICALLY CONSCIOUS INTERNATIONAL SHARES INDEX FUND	27.390	27.390
1624 VANGUARD EUROPEAN STOCK INDEX FUND	1.487.429	1.487.429
1054 VANGUARD FIDUCIARY TRUST COMPANY EUROPEAN STOCK INDEX TRUST	24.591	24.591
1055 VANGUARD FIDUCIARY TRUST COMPANY INSTITUTIONAL TOTAL INTERNATIONAL STOCK MARK	426.919	426.919
1056 VANGUARD FIDUCIARY TRUST COMPANY INSTITUTIONAL TOTAL INTERNATIONAL STOCK MARK	3.123.318	3.123.318
1625 VANGUARD FTSE ALL WORLD EX US INDEX FUND	1.338.063	1.338.063
478 VANGUARD FTSE DEVELOPED ALL CAPEX NORTH AMERICA INDEX ETF	72.634	72.634
479 VANGUARD FTSE DEVELOPED EUROPE ALL CAP INDEX ETF	8.225	8.225
1058 VANGUARD FUNDS PUBLIC LIMITED COMPANY	1.496	1.496
1061 VANGUARD FUNDS PUBLIC LIMITED COMPANY	19.374	19.374
1057 VANGUARD FUNDS PUBLIC LIMITED COMPANY	44.785	44.785
1060 VANGUARD FUNDS PUBLIC LIMITED COMPANY	132.433	132.433
1062 VANGUARD FUNDS PUBLIC LIMITED COMPANY	160.493	160.493
1059 VANGUARD FUNDS PUBLIC LIMITED COMPANY	193.779	193.779
1063 VANGUARD GLOBAL VALUE EQUITY FUND	12.317	12.317
480 VANGUARD GLOBAL VALUE FACTOR ETF	12.126	12.126
1064 VANGUARD INTERNATIONAL SHARES INDEX FUND	186.785	186.785
1065 VANGUARD INTERNATIONAL SHARES SELECT EXCLUSIONS INDEX FUND	16.987	16.987
1068 VANGUARD INVESTMENT SERIES PUBLIC LIMITED COMPANY	30.387	30.387
1070 VANGUARD INVESTMENT SERIES PUBLIC LIMITED COMPANY	34.133	34.133
1067 VANGUARD INVESTMENT SERIES PUBLIC LIMITED COMPANY	136.025	136.025
1066 VANGUARD INVESTMENT SERIES PUBLIC LIMITED COMPANY	227.700	227.700
1069 VANGUARD INVESTMENT SERIES PUBLIC LIMITED COMPANY	288.599	288.599
1073 VANGUARD INVESTMENTS COMMON CONTRACTUAL FD-VANGUARD FTSE DEV EUR EX UK CCF	74.433	74.433
1071 VANGUARD INVESTMENTS COMMON CONTRACTUAL FD/VANG FTSE DEVELOPED WRLD CMMN C	17.841	17.841
1072 VANGUARD INVESTMENTS COMMON CONTRACTUAL FD/VANG FTSE DVLDP WRLD EX UK CMN C	12.008	12.008
481 VANGUARD INVESTMENTS FUNDS ICVC-VANGUARD FTSE DEVELOPED WOR LD EX - U.K. EQUITY	176.856	176.856
1074 VANGUARD INVESTMENTS II CCF - VANGUARD FTSE DEVELOPED WORLD II CCF	29.186	29.186
1076 VANGUARD INVESTMENTS II CCF-VANGUARD SRI FTSE DEVELOPED WORLD II CCF	19.764	19.764
1075 VANGUARD INVESTMENTS II CCF/VANGUARD SRI FTSE DEVELOPED EUROPE II CCF	23.063	23.063
1077 VANGUARD TOTAL INTERNATIONAL STOCK INDEX FUND	9.166.854	9.166.854
482 VANGUARD TOTAL WORLD STOCK INDEX FUND	311.849	311.849
1078 VANTAGETRUST III MASTER COLLECTIVE INVESTMENT FUNDS TRUST	22.275	22.275
1079 VARIABLE INSURANCE PRODUCTS FUND II: INTERNATIONAL INDEX PORTFOLIO	10.589	10.589
1453 VARIOPARTNER SICAV - 3-ALPHA GLOBAL QUALITY ACHIEVERS	31.406	31.406
1626 VEBA OF THE NONREP EE OF S CA ED CO	9.600	9.600
1809 VEBA PARTNERSHIP N L P	4.001	4.001
1935 VENDOME SELECTION EUR	230.000	230.000
1454 VERDIPAPIRFONDET KLP AKSJEEUROPA INDEKS 1	373	373
1455 VERDIPAPIRFONDET KLP AKSJEGLOBAL INDEX 1	101.914	101.914
1080 VERDIPAPIRFONDET STOREBRAND GLOBAL INDEKS	5.863	5.863
1081 VERDIPAPIRFONDET STOREBRAND INDEKS ALLE MARKEDER	8.637	8.637
1082 VGV POOLFONDS PA1	19.593	19.593
483 VIF ICVC VANGUARD FTSE DEVELOPED EUROPE EXUK EQUITY INDEX FUND	349.669	349.669
484 VIF ICVC VANGUARD FTSE GLOBAL ALL CAP INDEX FUND	18.186	18.186
1936 VILLIERS ALTO	54.451	54.451
1810 VIRGINIA RETIREMENT SYSTEM	1	1
1811 VIRGINIA RETIREMENT SYSTEM	1	1
1812 VIRGINIA RETIREMENT SYSTEM	1	1

Mediobanca S.p.A.

Assemblea ordinaria e straordinaria

28 ottobre 2021

**Esito della votazione sul punto 3.d
dell'ordine del giorno**

SCHEDA NOMINATIVO

	NUMERO DI AZIONI	
	TOTALE	CON DIRITTO DI VOTO
1456 VISION POOLED SUPERANNUATION TRUST	230.812	230.812
627 VITTORELLI MARCO	25.000	25.000
1509 VITTORIA ASSICURAZIONI S.P.A.	2.225.350	2.225.350
1458 VONTOBEL FUND (CH) - SUSTAINABLE GLOBAL EQUITY EX SWITZERLAN C/O VONTOBEL FONDS S	82.000	82.000
1459 VONTOBEL FUND (CH) - VESCORE GLOBAL EQUITY MULTI FACTOR C/O VONTOBEL FONDS SERV	313	313
1457 VONTOBEL FUND - VESCORE GLOBAL EQUITY MULTI FACTOR	842	842
1813 VOYA INTERNATIONAL INDEX PORTFOLIO	88.448	88.448
1460 WAM INVESTMENTS, LLC	639	639
486 WASHINGTON STATE INVESTMENT BOARD	6.761	6.761
487 WASHINGTON STATE INVESTMENT BOARD	192.592	192.592
485 WASHINGTON STATE INVESTMENT BOARD	783.333	783.333
1461 WAVERTON INVESTMENT FUNDS PLC - WAVERTON GLOBAL CORE EQUITY	69.536	69.536
628 WELLS FARGO (LUX) WORLDWIDE FU	3.168	3.168
488 WELLS FARGO BK DECL OF TRUST ESTABL INVEST FUNDS EMPLOYEE BEN TR	243.986	243.986
489 WELLS FARGO FACTOR ENHANCED INTERNATIONAL PORTFOLIO	64.017	64.017
1628 WESPATH FUNDS TRUST	1.761	1.761
1627 WESPATH FUNDS TRUST	3.043	3.043
1814 WESPATH FUNDS TRUST	25.256	25.256
1462 WEST VIRGINIA INVESTMENT MANAGEMENT BOARD	625.900	625.900
1083 WESTPAC WHOLESALE UNHEDGED INTERNATIONAL SHARE TRUST	85.598	85.598
1463 WHEELS COMMON INVESTMENT FUND TRUSTEES LIMITED	8.201	8.201
1464 WHIRLPOOL CORPORATION AND SUBSIDIARY EMPLOYEES RETIREMENT TRUST 200 N M	4.214	4.214
1084 WHOLESALE INTERNATIONAL CORE EQUITIES	1.555	1.555
1085 WHOLESALE INTERNATIONAL CORE EQUITIES (NZ HEDGED)	4.124	4.124
1086 WHOLESALE UNIT TRUST MSCI GLOBAL INDEX SHARE FUND	2.839	2.839
1815 WILMINGTON INTERNATIONAL FUND	36.670	36.670
490 WINDWISE MSCI EAFE INDEX NON-LENDING, FUND FOR EXEMPT ORG.	26.040	26.040
491 WISDOMTREE DYNAMIC CURRENCY HEDGED INTERNATIONAL EQUITY FUND	21.500	21.500
492 WISDOMTREE EUROPE HEDGED SMALLCAP EQUITY FUND	143.534	143.534
493 WISDOMTREE EUROPE QUALITY DIVIDEND GROWTH FUND	27.423	27.423
494 WISDOMTREE GLOBAL HIGH DIVIDENDFUND	3.533	3.533
495 WISDOMTREE INTERNATIONAL EQUITYFUND	81.362	81.362
496 WISDOMTREE INTERNATIONAL HIGH DIVIDEND FUND	38.940	38.940
497 WISDOMTREE INTERNATIONAL MIDCAPDIVIDEND	97.771	97.771
499 WISDOMTREE ISSUER ICAV	635	635
498 WISDOMTREE ISSUER ICAV	13.193	13.193
1087 WORLD ALPHA TILTS - ENHANCED FUND B	2.022	2.022
1088 WORLD TRADE ORGANIZATION PENSION PLAN	5.861	5.861
1089 WSSP INTERNATIONAL EQUITIES TRUST	45.624	45.624
1466 WYOMING RETIREMENT SYSTEM	1.680	1.680
1465 WYOMING RETIREMENT SYSTEM	15.240	15.240
503 XTRACKERS	31	31
500 XTRACKERS	175	175
501 XTRACKERS	1.669	1.669
504 XTRACKERS	2.417	2.417
505 XTRACKERS	2.498	2.498
502 XTRACKERS	3.199	3.199
508 XTRACKERS (IE) PUBLIC LIMITED COMPANY	24	24
509 XTRACKERS (IE) PUBLIC LIMITED COMPANY	343	343
507 XTRACKERS (IE) PUBLIC LIMITED COMPANY	3.253	3.253
506 XTRACKERS (IE) PUBLIC LIMITED COMPANY	47.192	47.192

Mediobanca S.p.A.

Assemblea ordinaria e straordinaria

28 ottobre 2021

Esito della votazione sul punto 3.d
dell'ordine del giorno

SCHEDA NOMINATIVO

	NUMERO DI AZIONI	
	TOTALE	CON DIRITTO DI VOTO
510 XTRACKERS (IE) PUBLIC LIMITED COMPANY	82.382	82.382
1816 XTRACKERS EUROZONE EQUITY ETF	357	357
1817 XTRACKERS FTSE DEVELOPED EX US COMPREHENSIVE FACTOR ETF	2.393	2.393
1818 XTRACKERS MSCI ALL WORLD EXEC US HEDGED EQUITY ETF	3.818	3.818
1819 XTRACKERS MSCI EAFE HEDGED EQUITY ETF	142.093	142.093
1820 XTRACKERS MSCI EUROPE HEDGED EQUITY ETF	33.072	33.072
1821 XTRACKERS MSCI EUROZONE HEDGED EQUITY ETF	1.473	1.473
1822 XTRACKERS MSCI KOKUSAI EQUITY ETF	7.554	7.554
513 ZURICH INVEST ICAV	13.074	13.074
512 ZURICH INVEST ICAV	13.274	13.274
511 ZURICH INVEST ICAV	82.676	82.676
1090 ZWITSERLEVEN INSTITUTIONELE BELEGGINGSFONDSEN - ZWITSERLEVEN DUURZAAM INDEX AA	71.511	71.511

Riepilogo favorevoli

TOTALE FAVOREVOLI	n°	611.430.149	Azioni	99,5102% del capitale partecipante al voto
di cui				
In proprio	n°	0	Azioni	0,0000% del capitale partecipante al voto
Per delega e rappresentanza	n°	611.430.149	Azioni	99,5102% del capitale partecipante al voto

Mediobanca S.p.A.

Assemblea ordinaria e straordinaria

28 ottobre 2021

Esito della votazione sul punto **4**

della parte ordinaria dell'ordine del giorno

Polizza assicurativa responsabilità civile a favore dei componenti gli organi sociali delle società del Gruppo.

Azionisti Presenti

In proprio	n° 0	per n° 0	Azioni	0	Voti	0,00 % del capitale sociale
Per delega	n° 1.482	per n° 620.998.326	Azioni	620.998.326	Voti	69,99 % del capitale sociale
TOTALE PRESENTI	n° 1.482	per n° 620.998.326	Azioni	620.998.326	Voti	69,99 % del capitale sociale

Esito Votazione

FAVOREVOLI	452.378.039	Voti	72,8469% del capitale partecipante al voto
CONTRARI	616.174	Voti	0,0992% del capitale partecipante al voto
ASTENUTI	168.004.103	Voti	27,0539% del capitale partecipante al voto
TOTALE VOTANTI	620.998.316	Voti	100,0000% del capitale partecipante al voto
TOTALE NON VOTANTI	10	Voti	0,0000% del capitale partecipante al voto
TOTALE PRESENTI	620.998.326	Voti	

Mediobanca S.p.A.

Assemblea ordinaria e straordinaria

28 ottobre 2021

Esito della votazione sul punto 4

della parte ordinaria dell'ordine del giorno

Polizza assicurativa responsabilità civile a favore dei componenti gli organi sociali delle società del Gruppo.

Elenco Contrari

SCHEDA NOMINATIVO

		NUMERO DI AZIONI	
		TOTALE	CON DIRITTO DI VOTO
TREVISAN DARIO Rappresentante designato			
1543	1895 FONDS FGR	42.875	42.875
1542	1895 FONDS FGR	125.078	125.078
1707	GOVERNMENT EMPLOYEES PENSION FUND	23.745	23.745
1318	MLC INVESTMENTS, MLC LIMITED	33.006	33.006
1604	STANDARD BANK OF SOUTH AFRICA LTD	4.987	4.987
1408	STICHTING BEDRIJFSTAKPENSIOENFONDS ZORGVERZEKERAARS..	46.390	46.390
1411	STICHTING PENSIOENFONDS ING..	54.740	54.740
1795	STICHTING RABOBANK PENSIOENFONDS	5.927	5.927
1427	THE GREATER MANCHESTER PENSION FUND.	279.426	279.426

Riepilogo Contrari

TOTALE CONTRARI	n°	616.174 Azioni	0,0992% del capitale partecipante al voto
di cui			
In proprio	n°	0 Azioni	0,0000% del capitale partecipante al voto
Per delega e rappresentanza	n°	616.174 Azioni	0,0992% del capitale partecipante al voto

Mediobanca S.p.A.

Assemblea ordinaria e straordinaria

28 ottobre 2021

Esito della votazione sul punto 4

della parte ordinaria dell'ordine del giorno

Polizza assicurativa responsabilità civile a favore dei componenti gli organi sociali delle società del Gruppo.

Elenco Astenuti

SCHEDA NOMINATIVO

	NUMERO DI AZIONI	
	TOTALE	CON DIRITTO DI VOTO
TREVISAN DARIO Rappresentante designato		
735 CAPSTONE VOLATILITY MASTER CAYMAN LIMITED INTL TRADING	734	734
75 CITY OF NEW YORK GROUP TRUST	45.724	45.724
77 CITY OF NEW YORK GROUP TRUST	56.386	56.386
76 CITY OF NEW YORK GROUP TRUST	60.764	60.764
766 DELFIN SARL.	8.640.586	8.640.586
1949 DELFIN SARL.	31.000.000	31.000.000
563 DELFIN SARL.	34.317.870	34.317.870
85 DELFIN SARL.	40.861.458	40.861.458
562 DELFIN SARL.	52.841.625	52.841.625
313 OHIO NATIONAL FUND, INC.- ON INTERNATIONAL EQUITY PORTFOLIO	178.956	178.956

Riepilogo Astenuti

TOTALE ASTENUTI	n°	168.004.103 Azioni	27,0539% del capitale partecipante al voto
di cui			
In proprio	n°	0 Azioni	0,0000% del capitale partecipante al voto
Per delega e rappresentanza	n°	168.004.103 Azioni	27,0539% del capitale partecipante al voto

Mediobanca S.p.A.

Assemblea ordinaria e straordinaria

28 ottobre 2021

Esito della votazione sul punto 4

della parte ordinaria dell'ordine del giorno

Polizza assicurativa responsabilità civile a favore dei componenti gli organi sociali delle società del Gruppo.

Elenco Favorevoli

SCHEDA NOMINATIVO

	NUMERO DI AZIONI	
	TOTALE	CON DIRITTO DI VOTO
TREVISAN DARIO Rappresentante designato		
1544 1999 VOLUNTARY EMPLOYEES BENEFICIARY ASSOCIATION OF THE NO EES OF SOUTHERN CALII	1.631	1.631
1091 801 INVESTMENTS LLC	5.035	5.035
7 AB CAN INT VALUE EQUITY CAP-WEIGHTED, UNHEDGED FUND	46.020	46.020
8 AB COLLECTIVE INVESTMENT TRUST SERIES	44.650	44.650
9 AB COLLECTIVE INVESTMENT TRUST SERIES	149.990	149.990
10 AB INTERNATIONAL STRATEGIC EQUITIES HARVESTING SERIES	62.550	62.550
519 AB SICAV I - EUROPE (EX UK) EQ	3.295	3.295
520 AB SICAV I - EUROPEAN EQUITY P	1.136.709	1.136.709
521 AB SICAV I - EUROZONE EQUITY P	1.149.346	1.149.346
11 AB TRUST - AB INTERNATIONAL VALUE FUND	172.790	172.790
12 AB VARIABLE PRODUCTS SERIES FUND INC. - AB DYNAMIC ASSET AL LOCATION PORTFOLIO	3.435	3.435
13 AB VPSF AB GLOBAL RISK ALLOCATIONMODERATE PORTFOLIO	6.057	6.057
1629 ABB PENSION FUND	2.917	2.917
1092 ABERDEEN INVESTMENT FUNDS UK ICVC II - ABERDEEN EUROPEAN EQUITY TRACKER FUND	32.539	32.539
1093 ABERDEEN INVESTMENT FUNDS UK ICVC II - ABERDEEN WORLD EQUITY ENHANCED INDEX FUN	20.052	20.052
1094 ABERDEEN INVESTMENT FUNDS UK ICVC II-ABERDEEN EUROPEAN EQUITY ENHANCED INDEX FL	159.150	159.150
630 ABU DHABI PENSION FUND	33.788	33.788
631 ABU DHABI PENSION FUND	83.324	83.324
632 ACADIAN INTERNATIONAL EQUITY MANAGED VOLATILITY CIT FUND	3.797	3.797
633 ACCIDENT COMPENSATION CORPORATION	358.788	358.788
1095 ACORN 1998 TRUST.	510	510
634 ACTIAM BF SRIFEE	46.480	46.480
635 ACTIAM SUSTAINABLE INDEX FUND EQUITY EUROPE	10.879	10.879
1630 ADVANCED SERIES TRUST AST ADVANCED STRATEGIES PORTFOLIO	240.200	240.200
1631 ADVANCED SERIES TRUST AST BLACKROCK GLOBAL STRATEGIES POR	24.919	24.919
1545 ADVANCED SERIES TRUST AST CAPITAL GROWTH ASSET ALLOCATION PORTFOLIO	52.542	52.542
1632 ADVANCED SERIES TRUST AST INTERNATIONAL VALUE PORTFOLIO	88.584	88.584
1633 ADVANCED SERIES TRUST AST T ROWE PRICE ASSET ALLOCATION	548.675	548.675
636 ADVISER MANAGED TRUST - TACTICAL OFFENSIVE EQUITY FUND	11.301	11.301
1097 AEGON CUSTODY B.V	42.799	42.799
1096 AEGON CUSTODY B.V	80.559	80.559
1840 AF DYNAMIC MULTI FACTO GLOBAL EQ-EUROPE	2.210	2.210
522 AFER AVENIR SENIOR	128.000	128.000
523 AFS-GLOBAL MULTI ASSET GR	3.380	3.380
14 AGFIQ ENHANCED CORE INTERNATIONAL EQUITY ETF	45.221	45.221
15 AGIALLIANZ VERMOEGENSBILDUNG EUROPA	1.197.334	1.197.334
1098 AHL ALPHA CORE MASTER LIMITED C/O MAPLES CORPORATE SERVICES LIMITED	367	367
637 AIA GLOBAL MULTI-FACTOR EQUITY FUND	5.423	5.423
1634 AIB GROUP IRISH PENSION SCHEME	1	1
16 AII ALLIANZ BEST STYLES GLOBAL AC EQUITY FUND	4.460	4.460
1546 ALAMOSA LLC	8.989	8.989
17 ALASKA COMMON TRUST FUND	24.107	24.107
1637 ALASKA PERMANENT FUND CORPORATION	16	16
1638 ALASKA PERMANENT FUND CORPORATION	57	57
1635 ALASKA PERMANENT FUND CORPORATION	278	278

Mediobanca S.p.A.

Assemblea ordinaria e straordinaria

28 ottobre 2021

**Esito della votazione sul punto 4
dell'ordine del giorno**

SCHEDA NOMINATIVO

	NUMERO DI AZIONI	
	TOTALE	CON DIRITTO DI VOTO
1639 ALASKA PERMANENT FUND CORPORATION	286	286
1640 ALASKA PERMANENT FUND CORPORATION	1.089	1.089
1641 ALASKA PERMANENT FUND CORPORATION	3.017	3.017
1636 ALASKA PERMANENT FUND CORPORATION	6.886	6.886
1099 ALFRED I DUPONT CHARITABLE TRUST	5.252	5.252
638 ALGEBRIS UCITS FUNDS PLC ALGEBRIS CORE ITALY FUND	330.000	330.000
1100 ALICE A PROIETTI FAMILY TRUST UAD 09/27/13	2.496	2.496
1473 ALLEANZA ASSICURAZIONI S.P.A.	363.720	363.720
18 ALLIANCEBERNSTEIN DELAWARE BUSINESS TRUST - AB INTERNATIONAL STRATEGIC EQUITIES	92.510	92.510
19 ALLIANCEBERNSTEIN VARIABLE PRODUCTS SERIES, INC. INTERNATIONAL VALUE PORTFO	449.750	449.750
20 ALLIANZ AZIONI EUROPA	338.087	338.087
21 ALLIANZ AZIONI ITALIA ALL STARS LL STARS	1.030.000	1.030.000
23 ALLIANZ GLOBAL INVESTORS FUND	7.470	7.470
22 ALLIANZ GLOBAL INVESTORS FUND	19.730	19.730
26 ALLIANZ GLOBAL INVESTORS FUND	158.373	158.373
25 ALLIANZ GLOBAL INVESTORS FUND	175.000	175.000
24 ALLIANZ GLOBAL INVESTORS FUND	1.014.380	1.014.380
640 ALLIANZ GLOBAL INVESTORS GMBH	25.000	25.000
639 ALLIANZ GLOBAL INVESTORS GMBH	29.348	29.348
641 ALLIANZ GLOBAL INVESTORS GMBH	102.776	102.776
642 ALLIANZ GLOBAL INVESTORS GMBH	753.700	753.700
27 ALLIANZ GLOBAL INVESTORS GMBH FOR ALLIANZGIFONDS HPT	92.604	92.604
28 ALLIANZ ITALIA 50 SPECIAL	53.300	53.300
643 ALLIANZ PV-WS RCM SYSPRO VALUE EUROPE	74.130	74.130
644 ALLIANZGI-FONDS DSPT	2.604	2.604
645 ALLIANZGI-FONDS PTV2 SEGMENT PTV2-GM1-G_MA	37.586	37.586
646 ALLIANZGI-H SEGMENT EFK	115.000	115.000
647 ALLIANZGI-SUBFONDS TOB -NEU-	4.280	4.280
1642 ALTE LEIPZIGER TRUST INVESTMENT GESELLSCHAFT MBH AL TRUST AKTIEN	3.737	3.737
1101 ALW 2010 FAMILY TRUST ALICE WALTON/O WALTON ENTERPRISES LLC	32.633	32.633
29 AMCETF QUALITY DIVERSIFIED INTERNATIONAL ETF	14.615	14.615
30 AMCWMNT INTERNATIONAL VALUE FUND	507.877	507.877
31 AMERICAN CENTURY ETF TRUST-AVANTIS INTERNATIONAL EQUITY ETF	15.614	15.614
32 AMERICAN CENTURY ETF TRUST-AVANTIS INTERNATIONAL EQUITY FUND	1.880	1.880
33 AMERICAN CENTURY WORLD MUTUAL FUNDS INC INTERNATIONAL VALUE FUND	27.207	27.207
1547 AMERICAN ELECTRIC POWER MASTER RETIREMENT TRUST	60.148	60.148
1548 AMERICAN ELECTRIC POWER SYSTEM RETIREE MEDICALTRUST FOR CE S	18.581	18.581
648 AMERICAN HEART ASSOCIATION, INC.	540	540
649 AMP INTERNATIONAL EQUITY INDEX FUND	59.666	59.666
650 AMP INTERNATIONAL EQUITY INDEX FUND HEDGED	3.063	3.063
651 AMP WHOLESALE GLOBAL EQUITIES FUND	14.483	14.483
1824 AMUNDI ACCUMULAZIONE ITALIA PIR 2023	126.000	126.000
1882 AMUNDI ACTIONS EURO ISR	351.284	351.284
1883 AMUNDI ACTIONS EUROPE ISR	101.965	101.965
1825 AMUNDI BEST SELECTION CLASSIC	24.315	24.315
1826 AMUNDI BEST SELECTION PLUS	30.205	30.205
1827 AMUNDI BEST SELECTION TOP	15.508	15.508
1828 AMUNDI DIVIDENDO ITALIA	700.000	700.000
1884 AMUNDI EQUILIBRE GLOBAL SOLIDAIRE	8.298	8.298
1885 AMUNDI ESG GLOBAL LOW CARBON FUND	9.235	9.235
1841 AMUNDI EURO ISTOXX CLIMATE PARIS ALIGNED PAB	1.751	1.751

Mediobanca S.p.A.

Assemblea ordinaria e straordinaria

28 ottobre 2021

Esito della votazione sul punto 4
dell'ordine del giorno

SCHEDA NOMINATIVO

	NUMERO DI AZIONI	
	TOTALE	CON DIRITTO DI VOTO
1886 AMUNDI EUROPE MONDE	110.085	110.085
1842 AMUNDI FDS GLOB MULTI-ASSET CONSERVATIVE	268.503	268.503
1843 AMUNDI FDS GLOBAL MULTI-ASSET TARGET INC	46.743	46.743
1844 AMUNDI FUNDS DYNAMIC MULTI FACT EUROPE EQU	67	67
1845 AMUNDI FUNDS DYNAMIC MULTI FACTORS EURO	4.121	4.121
1846 AMUNDI FUNDS EQUITY EURO RISK PARITY	949	949
1847 AMUNDI FUNDS EQUITY EUROLAND SMALL CAP	12.465	12.465
1848 AMUNDI FUNDS EQUITY EUROPE RISK PARITY	10	10
1849 AMUNDI FUNDS EURO MULTI-ASSET TARGET INC	106.925	106.925
1850 AMUNDI FUNDS EUROLAND EQUITY	2.195.970	2.195.970
1851 AMUNDI FUNDS EUROPEAN EQUITY SMALL CAP	941.217	941.217
1852 AMUNDI FUNDS GLOBAL MULTI-ASSET	64.814	64.814
1853 AMUNDI FUNDS MULTI ASSET CONSERVATIVE	472	472
652 AMUNDI HK - GREEN PLANET FUND	35.426	35.426
1887 AMUNDI HORIZON	4.349	4.349
1854 AMUNDI INDEX EQUITY GLOBAL MULTI SMART ALLOCATION SCIENTIFIC BETA	390	390
1855 AMUNDI INDEX MSCI EUROPE	543	543
1856 AMUNDI INDEX MSCI WORLD	100	100
1888 AMUNDI LABEL DYNAMIQUE ESR	21.332	21.332
1889 AMUNDI LABEL EQUILIBRE ESR	26.249	26.249
1890 AMUNDI LABEL PRUDENCE ESR	13.898	13.898
1857 AMUNDI MSCI EMU ESG UNIVERSAL SELECT	600	600
1858 AMUNDI MSCI EUROPE CLIMATE PARIS ALIGNED PAB	647	647
1859 AMUNDI MSCI EUROPE CLIMATE TRANSIT CTB	4.507	4.507
1860 AMUNDI MSCI EUROPE ESG UNIVERSAL SELECT	127	127
1861 AMUNDI MSCI EUROPE EX UK	16	16
1891 AMUNDI MSCI WORLD CLIMATE PARI	965	965
1862 AMUNDI MSCI WORLD CLIMATE PARIS ALIG PAB	3.095	3.095
1863 AMUNDI MSCI WORLD CLIMATE TRANSITION CTB	22.947	22.947
1829 AMUNDI OBIETTIVO CRESCITA 2022	4.106	4.106
1830 AMUNDI OBIETTIVO CRESCITA 2022 DUE	4.456	4.456
1831 AMUNDI OBIETTIVO RISPARMIO 2022	1.058	1.058
1832 AMUNDI OBIETTIVO RISPARMIO 2022 DUE	1.115	1.115
1833 AMUNDI OBIETTIVO RISPARMIO 2022 QUATTRO	987	987
1834 AMUNDI OBIETTIVO RISPARMIO 2022 TRE	934	934
1892 AMUNDI PATRIMOINE	44.925	44.925
1893 AMUNDI PATRIMOINE PEA	244.676	244.676
1864 AMUNDI PRIME EUROPE - UCITS ETF DR	207	207
1865 AMUNDI PRIME EUROZONE	1.434	1.434
1866 AMUNDI PRIME GLOBAL - UCITS ETF DR	66	66
1835 AMUNDI PROGETTO INCOME 2025	12.687	12.687
1836 AMUNDI PROGETTO INCOME 2026	6.964	6.964
1837 AMUNDI PROGETTO INCOME 2026 DUE	11.181	11.181
1838 AMUNDI PROGETTO INCOME AGOSTO 2026	8.628	8.628
1894 AMUNDI RENDEMENT PLUS	106	106
526 AMUNDI SGR SPA	1.676	1.676
524 AMUNDI SGR SPA	4.395	4.395
533 AMUNDI SGR SPA	9.345	9.345
527 AMUNDI SGR SPA	26.845	26.845
528 AMUNDI SGR SPA	28.009	28.009
529 AMUNDI SGR SPA	32.903	32.903

Mediobanca S.p.A.

Assemblea ordinaria e straordinaria

28 ottobre 2021

Esito della votazione sul punto 4
dell'ordine del giorno

SCHEDA NOMINATIVO

	NUMERO DI AZIONI	
	TOTALE	CON DIRITTO DI VOTO
525 AMUNDI SGR SPA	47.382	47.382
530 AMUNDI SGR SPA	56.600	56.600
531 AMUNDI SGR SPA	103.976	103.976
532 AMUNDI SGR SPA	263.948	263.948
534 AMUNDI SGR SPA / AMUNDI RISPARMIO ITALIA	1.279.692	1.279.692
535 AMUNDI SGR SPA / AMUNDI SVILUPPO ITALIA	2.177.000	2.177.000
536 AMUNDI SGR SPA / OBBLIGAZIONARIO PIU' A DIS TRIBUZIONE	170.925	170.925
537 AMUNDI SGR SPA/AMUNDI ELITE MULTI ASSET FLEXIBLE	101.686	101.686
1895 AMUNDI STRATEGIES ACT EURP RISK PARITY	1.060	1.060
1839 AMUNDI VALORE ITALIA PIR	344.000	344.000
1881 AMUNDI WELTPORTFOLIO	8.843	8.843
1475 ANGELINI PARTECIPAZIONI FINANZIARI SRL	4.000.000	4.000.000
1474 ANGELINI PARTECIPAZIONI FINANZIARIE SRL	4.000.000	4.000.000
653 ANIMA AZIONARIO PAESI SVILUPPATI LTE	1.463	1.463
654 ANIMA CRESCITA ITALIA	3.033.515	3.033.515
655 ANIMA CRESCITA ITALIA NEW	165.384	165.384
34 ANIMA FUNDS PUBLIC LIMITED COMPANY	194.696	194.696
656 ANIMA INIZIATIVA ITALIA	4.518.992	4.518.992
657 ANIMA ITALIA	2.859.447	2.859.447
658 AON MASTER TRUST	44.427	44.427
1896 AP ACTIONS 1 EURO	25.374	25.374
659 AQUARIUS INTERNATIONAL FUND	3.974	3.974
660 ARAMCO US RETIREMENT INCOME PLAN TRUST	12.200	12.200
1823 ARBEJDSMARKEDETS TILLAEGSPENSION	3.181.719	3.181.719
1476 ARCA S.P.A.	652.500	652.500
661 ARGENTA DP	205.400	205.400
662 ARGENTA DP	649.950	649.950
1643 ARIZONA PSPRS TRUST	73.348	73.348
1551 ARIZONA STATE RETIREMENT SYSTEM	1	1
1550 ARIZONA STATE RETIREMENT SYSTEM	4.377	4.377
1512 ARK LIFE ASSURANCE COMPANY DESIGNATED ACTIVITY COMPANY	1.766	1.766
1510 ARK LIFE ASSURANCE COMPANY DESIGNATED ACTIVITY COMPANY	3.366	3.366
1513 ARK LIFE ASSURANCE COMPANY DESIGNATED ACTIVITY COMPANY	5.631	5.631
1511 ARK LIFE ASSURANCE COMPANY DESIGNATED ACTIVITY COMPANY	15.081	15.081
35 ARKWRIGHT, LLC	4.719	4.719
36 ARKWRIGHT, LLC	8.391	8.391
663 ARRCO QUANT 1	46.213	46.213
1897 ARRCO QUANT 2	189.125	189.125
37 ARROWSTREET ACWI ALPHA EXTENSION FUND III (CAYMAN) LIMITED	95.603	95.603
1552 ARROWSTREET GLOBAL EQUITY ACWI CIT A SUB FUND OF ARROWSTREET COLLECTIVE INVESTI	106.004	106.004
664 ARROWSTREET GLOBAL EQUITY FUND	741.274	741.274
1102 ARUSHA BOURKE SEPARATE PROPERTY TRUST UAD 11/16/09	232	232
1103 ARVEST FOUNDATION	400	400
665 ARVESTAR ASSET MANAGEMENT SA REPRESENTING ARGENTA PENSIOENSPAARFONDS	2.155.000	2.155.000
666 ARVESTAR ASSET MANAGEMENT SA REPRESENTING ARGENTA PENSIOENSPAARFONDS DE	113.150	113.150
1104 ASCENSION ALPHA FUND LLC.	6.029	6.029
1105 ASSET MANAGEMENT EXCHANGE UCITS CCF	4.883	4.883
1898 ASSURDIX	22.530	22.530
667 ATCP-UI-FONDS	6.059	6.059
1899 ATOUT EUROLAND CORE +	119.525	119.525
1900 ATOUT EUROLAND HAUT RENDEMENT	7.840	7.840

Mediobanca S.p.A.

Assemblea ordinaria e straordinaria

28 ottobre 2021

**Esito della votazione sul punto 4
dell'ordine del giorno**

SCHEDA NOMINATIVO

	NUMERO DI AZIONI	
	TOTALE	CON DIRITTO DI VOTO
1901 ATOUT EUROPE CORE +	62.027	62.027
1902 ATOUT FRANCE CORE +	15.180	15.180
1477 AURELIA S.R.L.	4.300.000	4.300.000
1644 AURION GLOBAL EQUITY FUND	2.103	2.103
1106 AUSTRALIAN CAPITAL TERRITORY	15.114	15.114
668 AUSTRALIANSUPER	35	35
1107 AVALON PORTFOLIO II LLC	4.451	4.451
539 AVIVA DIVERSIFIE	3.342	3.342
540 AVIVA INVEST VALORISATION	122.188	122.188
541 AVIVA INVESTORS CONVICTION	229.805	229.805
669 AVIVA INVESTORS INVESTMENT FUNDS ICVC AVIVA INVESTORS INTERNATIONAL INDEX TRAC	10.591	10.591
670 AVIVA INVESTORS PASSIVE FUNDS ACS - AI 30:70 GLOBAL EQUITY (CURRENCY HEDGED) INDEX I	9.270	9.270
671 AVIVA INVESTORS PASSIVE FUNDS ACS - AI 50:50 GLOBAL EQUITY INDEX FUND	68.208	68.208
672 AVIVA INVESTORS PASSIVE FUNDS ACS - AI 60:40 GLOBAL EQUITY INDEX FUND	16.450	16.450
673 AVIVA INVESTORS PASSIVE FUNDS ACS - AI CONTINENTAL EUROPEAN EQUITY INDEX FUND	15.188	15.188
674 AVIVA INVESTORS PASSIVE FUNDS ACS - AI DEVELOPED EUROPEAN EX UK EQUITY INDEX FUND	23.975	23.975
675 AVIVA INVESTORS PASSIVE FUNDS ACS - AI DEVELOPED WORLD EX UK EQUITY INDEX FUND	44.155	44.155
676 AVIVA LIFE & PENSIONS UK LIMITED	1.586	1.586
677 AVIVA LIFE & PENSIONS UK LIMITED	3.333	3.333
678 AVIVA LIFE & PENSIONS UK LIMITED	5.018	5.018
681 AVIVA LIFE & PENSIONS UK LIMITED	11.737	11.737
679 AVIVA LIFE & PENSIONS UK LIMITED	16.145	16.145
680 AVIVA LIFE & PENSIONS UK LIMITED	16.224	16.224
682 AVIVA LIFE & PENSIONS UK LIMITED	34.487	34.487
542 AVIVA PATRIMOINE	21.476	21.476
543 AVIVA PERFORMANCE	6.415	6.415
39 AWARE SUPER	176	176
38 AWARE SUPER	239	239
41 AWARE SUPER	1.382	1.382
40 AWARE SUPER	2.536	2.536
42 AWARE SUPER LEVEL 28	2.756	2.756
683 AXA AA DIVERSIFIE INDICIEL 1	39.597	39.597
1645 AXA MPS FINANCIAL DESIGNATED ACTIVITY CO	453.000	453.000
684 AXA VORSORGE FONDS II EQUITIES GLOBAL MARKETS PASSIVE CREDIT SUISSE FUNDS AG	39.424	39.424
43 AXA WORLD FUNDS	1.150.000	1.150.000
685 AZ FUND 1 AZ ALLOCATION PIR ITALIAN EXCELLENCE 30	16.000	16.000
686 AZ FUND 1 AZ ALLOCATION PIR ITALIAN EXCELLENCE 70	260.415	260.415
687 AZIMUT CAPITAL MANAGEMENT SGR S.P.A	115.000	115.000
1646 AZL DFA INTERNATIONAL CORE EQUITY FUND	11.475	11.475
1647 AZL INTERNATIONAL INDEX FUND	64.613	64.613
1648 AZL MSCI GLOBAL EQUITY INDEX FUND	5.740	5.740
1478 BANCA MEDIOLANUM S.P.A.	22.644.712	22.644.712
1553 BANCO BILBAO VIZCAYA MADRID	60.158	60.158
690 BANCO CENTRAL DE TIMOR-LESTE (BCTL)	4.041	4.041
688 BANCO CENTRAL DE TIMOR-LESTE (BCTL)	23.291	23.291
689 BANCO CENTRAL DE TIMOR-LESTE (BCTL)	26.233	26.233
1108 BANCO NACIONAL DE PANAMA ACTING AS TRUSTEE OF THE FIDEICOMISO DE FOND O DE AHORI	5.010	5.010
1651 BANK OF KOREA	1	1
1649 BANK OF KOREA	2.209	2.209
1654 BANK OF KOREA	2.350	2.350
1650 BANK OF KOREA	25.506	25.506

Mediobanca S.p.A.

Assemblea ordinaria e straordinaria

28 ottobre 2021

**Esito della votazione sul punto 4
dell'ordine del giorno**

SCHEDA NOMINATIVO

	NUMERO DI AZIONI	
	TOTALE	CON DIRITTO DI VOTO
1652 BANK OF KOREA	132.901	132.901
1653 BANK OF KOREA	153.462	153.462
1109 BATTELLE MEMORIAL INSTITUTE	23.180	23.180
1554 BCT POOLED INVESTMENT FUND SERIES SMART EUROPEAN EQUITY FUND	7.438	7.438
44 BEAR CREEK INC	6.029	6.029
45 BEAR CREEK INC	13.251	13.251
1110 BEAT DRUGS FUND ASSOCIATION	789	789
1111 BECTON DICKINSON AND COMPANY MASTER RETIREMENT TRUST	16.855	16.855
1903 BEL EQUITY EUROPE ESG	52.686	52.686
1655 BELL ATLANTIC MASTER TRUST	2.499	2.499
1112 BELLEVUE FUNDS (LUX) - BB ENTREPRENEUR EUROPE SMALL	146.845	146.845
1656 BELLSOUTH CORP RFA VEBA TRUST	8.047	8.047
1113 BELLSOUTH CORPORATE TRUST UNDER EXECUTIVE BENEFIT PLAN(S) FO.	4.100	4.100
1114 BELLSOUTH CORPORATE TRUST UNDER EXECUTIVE BENEFIT PLAN(S).	20.600	20.600
1115 BELLSOUTH CORPORATION TRUST UNDER EXECUTIVE BENEFIT PLAN(S)	3.600	3.600
1116 BELLSOUTH ENTERPRISES INC. TRUST UNDER EXECUTIVE BENEFIT PLA.	5.700	5.700
46 BERNSTEIN FUND INC INTERNATIONAL STRATEGIC EQUITIES PORTFOLIO	6.502.400	6.502.400
691 BEST INVESTMENT CORPORATION	2.038	2.038
692 BEST INVESTMENT CORPORATION	7.238	7.238
693 BESTSELECT - AB EUROPEAN EQUITY	361.512	361.512
1117 BETTER BE GOOD LLC	411	411
1904 BFT EURO FUTUR ESG	58.000	58.000
1905 BFT PARTNERS - VIA EQUITY EURO	75.092	75.092
47 BLACKROCK - IG INTERNATIONALEQUITY POOL	34.007	34.007
694 BLACKROCK ADVANTAGE ESG INTERNATIONAL EQUITY FUND OF BLACKROCK FUNDS	897	897
546 BLACKROCK ADVANTAGE GLOBAL FUN	5.423	5.423
1657 BLACKROCK ADVANTAGE INTERNATIONAL FUND	325.912	325.912
1124 BLACKROCK AUTHORISED CONTRACTUAL SCHEME I	309	309
1119 BLACKROCK AUTHORISED CONTRACTUAL SCHEME I	1.095	1.095
1123 BLACKROCK AUTHORISED CONTRACTUAL SCHEME I	1.231	1.231
1120 BLACKROCK AUTHORISED CONTRACTUAL SCHEME I	2.284	2.284
1118 BLACKROCK AUTHORISED CONTRACTUAL SCHEME I	6.554	6.554
1121 BLACKROCK AUTHORISED CONTRACTUAL SCHEME I	7.182	7.182
1122 BLACKROCK AUTHORISED CONTRACTUAL SCHEME I	10.375	10.375
695 BLACKROCK CDN MSCI ACWI EX-CANADA INDEX FUND	15.920	15.920
696 BLACKROCK CDN MSCI EAFE EQUITY INDEX FUND	18.261	18.261
697 BLACKROCK FISSION INDEXED INTERNATIONAL EQUITY FUND	3.184	3.184
1658 BLACKROCK FUND MANAGERS LTD	25.763	25.763
1515 BLACKROCK FUNDS I ICAV	588	588
1514 BLACKROCK FUNDS I ICAV	14.335	14.335
1660 BLACKROCK GLOBAL FUNDS	91.906	91.906
1659 BLACKROCK GLOBAL FUNDS	141.941	141.941
48 BLACKROCK GLOBAL INDEX FUNDS	1.410	1.410
49 BLACKROCK GLOBAL INDEX FUNDS	15.239	15.239
1517 BLACKROCK INDEX SELECTION FUND	346	346
1518 BLACKROCK INDEX SELECTION FUND	699	699
1519 BLACKROCK INDEX SELECTION FUND	1.160	1.160
1516 BLACKROCK INDEX SELECTION FUND	9.353	9.353
1520 BLACKROCK INDEX SELECTION FUND	11.055	11.055
698 BLACKROCK INSTITUTIONAL POOLED FUNDS PLC	122	122
699 BLACKROCK INSTITUTIONAL POOLED FUNDS PLC	5.398	5.398

Mediobanca S.p.A.

Assemblea ordinaria e straordinaria

28 ottobre 2021

**Esito della votazione sul punto 4
dell'ordine del giorno**

SCHEDA NOMINATIVO

		NUMERO DI AZIONI	
		TOTALE	CON DIRITTO DI VOTO
709	BLACKROCK INSTITUTIONAL TRUST COMPANY, N.A. INVESTMENT FUNDS FOR EMPLOYEE BE	2.392	2.392
707	BLACKROCK INSTITUTIONAL TRUST COMPANY, N.A. INVESTMENT FUNDS FOR EMPLOYEE BE	8.620	8.620
713	BLACKROCK INSTITUTIONAL TRUST COMPANY, N.A. INVESTMENT FUNDS FOR EMPLOYEE BE	18.247	18.247
702	BLACKROCK INSTITUTIONAL TRUST COMPANY, N.A. INVESTMENT FUNDS FOR EMPLOYEE BE	32.263	32.263
710	BLACKROCK INSTITUTIONAL TRUST COMPANY, N.A. INVESTMENT FUNDS FOR EMPLOYEE BE	51.612	51.612
706	BLACKROCK INSTITUTIONAL TRUST COMPANY, N.A. INVESTMENT FUNDS FOR EMPLOYEE BE	65.630	65.630
704	BLACKROCK INSTITUTIONAL TRUST COMPANY, N.A. INVESTMENT FUNDS FOR EMPLOYEE BE	93.617	93.617
700	BLACKROCK INSTITUTIONAL TRUST COMPANY, N.A. INVESTMENT FUNDS FOR EMPLOYEE BE	121.813	121.813
708	BLACKROCK INSTITUTIONAL TRUST COMPANY, N.A. INVESTMENT FUNDS FOR EMPLOYEE BE	324.706	324.706
712	BLACKROCK INSTITUTIONAL TRUST COMPANY, N.A. INVESTMENT FUNDS FOR EMPLOYEE BE	343.597	343.597
701	BLACKROCK INSTITUTIONAL TRUST COMPANY, N.A. INVESTMENT FUNDS FOR EMPLOYEE BE	498.247	498.247
705	BLACKROCK INSTITUTIONAL TRUST COMPANY, N.A. INVESTMENT FUNDS FOR EMPLOYEE BE	994.712	994.712
714	BLACKROCK INSTITUTIONAL TRUST COMPANY, N.A. INVESTMENT FUNDS FOR EMPLOYEE BE	1.075.696	1.075.696
703	BLACKROCK INSTITUTIONAL TRUST COMPANY, N.A. INVESTMENT FUNDS FOR EMPLOYEE BE	1.147.880	1.147.880
711	BLACKROCK INSTITUTIONAL TRUST COMPANY, N.A. INVESTMENT FUNDS FOR EMPLOYEE BE	1.767.813	1.767.813
715	BLACKROCK INTERNATIONAL ALPHA TILTS FUND	6.086	6.086
716	BLACKROCK INTERNATIONAL INDEX V.I. FUND OF BLACKROCK VARIABLE SERIES FUNDS, INC	7.311	7.311
1661	BLACKROCK LIFE LIMITED	16.949	16.949
1663	BLACKROCK LIFE LTD	155	155
1662	BLACKROCK LIFE LTD	1.475	1.475
1664	BLACKROCK LIFE LTD	3.035	3.035
1665	BLACKROCK LIFE LTD	4.157	4.157
1666	BLACKROCK LIFE LTD	15.765	15.765
1667	BLACKROCK LIFE LTD	94.972	94.972
717	BLACKROCK MSCI EAFE EQUITY INDEX NON-LENDABLE FUND B	122.315	122.315
718	BLACKROCK MSCI EMU IMI INDEX FUND B (EMUIMIB)	457	457
719	BLACKROCK MULTI-ASSET INCOME PORTFOLIO OF BLACKROCK FUNDS II	290.330	290.330
1668	BLACKROCK SOLUTIONS FUNDS ICAV	73.908	73.908
50	BLACKROCK STRATEGIC FUNDS	135	135
1125	BLACKROCK UCITS CCF. BLACKROCK ASSET MANAGEMENT IRELAND LIMITED	29.968	29.968
51	BMO MSCI EAFE INDEX ETF	143.252	143.252
1555	BNY MELLON DT NSL INTERNATIONAL STOCK INDEX FUND	28.379	28.379
1669	BNY MELLON INTERNATIONAL STOCK INDEX FUND	18.619	18.619
1556	BNYM MELLON CF SL INTERNATIONAL STOCK INDEX FUND	33.269	33.269
1557	BNYM MELLON DB SL INTERNATIONAL STOCK INDEX FUND	308.072	308.072
1558	BNYM MELLON NSL INTERNATIONAL STOCK INDEX FUND	57.100	57.100
720	BNZ WHOLESALE INTERNATIONAL EQUITIES (INDEX) FUND	11.626	11.626
1671	BOARD OF PENSIONS OF THE EVANGELICAL LUTHERAN CHURCH IN AMERICA	2.801	2.801
1670	BOARD OF PENSIONS OF THE EVANGELICAL LUTHERAN CHURCH IN AMERICA	7.684	7.684
721	BOILERMAKERS NATIONAL ANNUITY TRUST	45.281	45.281
52	BP PENSION FUND	9.127	9.127
722	BPI GIF	49.000	49.000
1559	BRANDYTRUST GLOBAL PARTNERS LP	14.549	14.549
550	BRIDGE BUILDER INTERNATIONAL E	26.741	26.741
54	BRIGHTHOUSE FUNDS TRUST II METLIFE MSCI EAFE INDEX PORTFOLIO	44.816	44.816
1127	BRITISH COLUMBIA INVESTMENT MANAGEMENT CORPORATION.	761	761
1126	BRITISH COLUMBIA INVESTMENT MANAGEMENT CORPORATION.	963	963
723	BRUNEI SHELL RETIREMENT BENEFIT FUND	1.272	1.272
1560	BRUNSWICK UNIT 1 QUALIFIED NUCLEAR DECOMMISSIONING FUND	4.977	4.977
1561	BRUNSWICK UNIT 2 QUALIFIED NUCLEAR DECOMMISSIONING FUND	5.094	5.094
724	BT INTERNATIONAL SHARES INDEX FUND	39.176	39.176

Mediobanca S.p.A.

Assemblea ordinaria e straordinaria

28 ottobre 2021

Esito della votazione sul punto 4
dell'ordine del giorno

SCHEDA NOMINATIVO

	NUMERO DI AZIONI	
	TOTALE	CON DIRITTO DI VOTO
725 BT WHOLESALE MULTI-MANAGER INTERNATIONAL SHARE FUND	13.778	13.778
726 BUMA-UNIVERSAL-FONDS I	6.536	6.536
727 BUREAU OF LABOR FUNDS - LABOR RETIREMENT FUND	1.798	1.798
730 BUREAU OF LABOR FUNDS-LABOR PENSION FUND	1.586	1.586
729 BUREAU OF LABOR FUNDS-LABOR PENSION FUND	2.742	2.742
728 BUREAU OF LABOR FUNDS-LABOR PENSION FUND	3.856	3.856
732 BUREAU OF LABOR FUNDS-LABOR PENSION FUND	5.140	5.140
731 BUREAU OF LABOR FUNDS-LABOR PENSION FUND	9.820	9.820
55 CAISSE DE DEPOT ET PLACEMENT DUQUEBEC	4.543	4.543
733 CAISSE DES DEPOTS ET CONSIGNATIONS	218.946	218.946
734 CALCIUM QUANT	34.724	34.724
59 CALIFORNIA PUBLIC EMPLOYEES RETIREMENT SYSTEM	3.978	3.978
58 CALIFORNIA PUBLIC EMPLOYEES RETIREMENT SYSTEM	5.055	5.055
57 CALIFORNIA PUBLIC EMPLOYEES RETIREMENT SYSTEM	718.940	718.940
56 CALIFORNIA PUBLIC EMPLOYEES RETIREMENT SYSTEM	1.497.441	1.497.441
61 CALIFORNIA STATE TEACHERS' RETIREMENT SYSTEM	1.829	1.829
62 CALIFORNIA STATE TEACHERS' RETIREMENT SYSTEM	62.819	62.819
63 CALIFORNIA STATE TEACHERS' RETIREMENT SYSTEM	166.966	166.966
60 CALIFORNIA STATE TEACHERS' RETIREMENT SYSTEM	203.943	203.943
64 CALIFORNIA STATE TEACHERS' RETIREMENT SYSTEM	309.558	309.558
1534 CALT 2004 SRL	1.500.000	1.500.000
1129 CALVERT CLIFFS NUCLEAR POWER PLANT UNIT ONE QUALIFIED FUND	2.200	2.200
1128 CALVERT CLIFFS NUCLEAR POWER PLANT UNIT ONE QUALIFIED FUND	2.900	2.900
65 CALVERT INTERNATIONAL RESPONSIBLE INDEX FUND	29.117	29.117
66 CALVERT VP EAFE INTERNATIONAL INDEX PORTFOLIO	4.446	4.446
67 CANADA PENSION PLAN INVESTMENT BOARD (CPPIB)	3.750.500	3.750.500
1535 CAPITOLIUM SRL	300.000	300.000
68 CARLETON UNIVERSITY RETIREMENT PLAN	52.850	52.850
1130 CARNELIAN INVESTMENT MANAGEMENT LLC	11.620	11.620
1562 CAROL SPEARS REV TRUST DTD 9 29 2006	4.000	4.000
69 CAYMAN ISLANDS CHAMBER OF COMMERCE PENSION FUND	3.666	3.666
1880 CB NL AIF CLIENTS ASSETS TAXABLE	16.570	16.570
1131 CBOSC-CBGS-WGSS07	12.141	12.141
736 CC AND L ALTERNATIVE GLOBAL EQUITY FUND	315	315
1563 CDW 73 IRR PARA GL	351	351
1876 CENTRAL BANK OF IRELAND	1.051	1.051
1564 CENTRAL PENSION FUND OF THE INTERNATIONAL UNION OF OPERATING EMPLOYERS	14.168	14.168
1565 CENTRAL PENSION FUND OF THE INTERNATIONAL UNION OF OPERATING ENGINEERS AND PART	118.209	118.209
70 CENTRAL PROVIDENT FUND BOARD	1.396	1.396
1132 CFSIL ATF CMLA INTERNATIONAL SHARE FUND	8.069	8.069
1133 CHALLENGE FUNDS - CHALLENGE EUROPEAN EQUITY FUND	18.098	18.098
737 CHINA LIFE INSURANCE (GROUP) COMPANY	1.597	1.597
71 CHRISTIAN SUPER	1.787	1.787
1134 CHRISTOPHER J MILLERCHIP	519	519
72 CIBC EUROPEAN INDEX FUND	3.780	3.780
73 CIBC INTERNATIONAL INDEX FUND	33.893	33.893
74 CIBC POOLED INTERNATIONAL EQUITY INDEX FUND	3.132	3.132
1135 CINDY SPRINGS LLC	49.952	49.952
1137 CITIBANK INTERNATIONAL PLC AS TRUSTEE CITIBANK INT.PL	131.561	131.561
1136 CITIBANK INTERNATIONAL PLC AS TRUSTEE CITIBANK INT.PL	2.005.574	2.005.574
1138 CITITRUST LIMITED AS TRUSTEE OF BLACKROCK PREMIER FUNDS-BLACKROCK WORLD EQUITY	3.625	3.625

Mediobanca S.p.A.

Assemblea ordinaria e straordinaria

28 ottobre 2021

**Esito della votazione sul punto 4
dell'ordine del giorno**

SCHEDA NOMINATIVO

	NUMERO DI AZIONI	
	TOTALE	CON DIRITTO DI VOTO
1566 CITW FUND LP	582	582
1139 CITY OF FRESNO RETIREMENT SYSTEMS	169.764	169.764
1141 CITY OF LOS ANGELES FIRE AND POLICE PENSION PLAN	39.795	39.795
1140 CITY OF LOS ANGELES FIRE AND POLICE PENSION PLAN	81.351	81.351
1672 CITY OF MEMPHIS RETIREMENT SYSTEM	31.453	31.453
738 CITY OF PHILADELPHIA PUBLIC EMPLOYEES RETIREMENT SYSTEM	36.505	36.505
1142 CITY OF TALLAHASSEE	81.710	81.710
78 CITY UNIVERSITY OF NEW YORK	531	531
739 CIVIL SERVICE EMPLOYEES PENSION FUND	10.515	10.515
1143 CLEARWATER INTERNATIONAL FUND	14.266	14.266
1867 CLEOME INDEX EMU EQUITIES	4.228	4.228
1868 CLEOME INDEX EUROPE EQUITIES	8.118	8.118
740 CM-AM SMALL & MIDCAP EURO	344.000	344.000
742 CM-CIC SICAV	14.000	14.000
741 CM-CIC SICAV	200.000	200.000
1144 CMLA INDEXED GLOBAL SHARE FUND	3.389	3.389
79 COLLEGE RETIREMENT EQUITIES FUND	1.174.572	1.174.572
81 COLONIAL FIRST STATE INVESTMENTFUND 3	27.772	27.772
1145 COLONIAL FIRST STATE INVESTMENTS LIMITED...	10.775	10.775
1147 COLONIAL FIRST STATE INVESTMENTS LIMITED...	39.648	39.648
1146 COLONIAL FIRST STATE INVESTMENTS LIMITED...	92.833	92.833
1148 COLONIAL FIRST STATE WHOLESALE INDEXED GLOBAL SHARE FUND	27.400	27.400
1149 COMBUSTION ENGINEERING 524(G) ASBESTOS PI TRUST	541	541
743 COMINGLED PENSION TRUST FUND (EAFE EQUITY INDEX) OF JP MORGAN CHASE BANK, N.A.	316.965	316.965
1150 COMMONWEALTH GLOBAL SHARE FUND 17..	214.239	214.239
1673 COMMONWEALTH OF PA TREASURY	1.713	1.713
1674 COMMONWEALTH OF PENNSYLVANIA PUBLIC SCHOOL EMPLOYEES RETIR	69.569	69.569
1151 COMMONWEALTH SUPERANNUATION CORPORATION AS TRUSTEE	30.293	30.293
82 CONNECTICUT GENERAL LIFE INSURANCE COMPANY	1.304	1.304
745 CONNECTICUT GENERAL LIFE INSURANCE COMPANY	3.151	3.151
744 CONNECTICUT GENERAL LIFE INSURANCE COMPANY	8.139	8.139
746 CONSERVATION INTERNATIONAL FOUNDATION, INC.	441	441
1675 CONSERVATIVE BALANCED PORTFOLIO	1.342	1.342
1567 CONSOLIDATED EDISON RETIREMENT PLAN	33.608	33.608
747 CONVICTION PATRIMOINE	34.400	34.400
83 COUNSEL DEFENSIVE GLOBAL EQUITY	2.860	2.860
1676 COUNTY EMPLOYEES ANNUITY AND BENEFIT FUND OF COOK COUNTY	28.833	28.833
1568 COUNTY OF SANTA CLARA	24.385	24.385
1906 CPR EUROLAND ESG	140.382	140.382
1907 CPR EUROLAND PREMIUM	46.472	46.472
1152 CREDIT SUISSE FUNDS AG	25.741	25.741
750 CREDIT SUISSE INDEX FUND (LUX)	7.212	7.212
749 CREDIT SUISSE INDEX FUND (LUX)	138.710	138.710
748 CREDIT SUISSE INDEX FUND (LUX)	153.097	153.097
751 CREDIT SUISSE LUX EUROZONE QUALITY GROWTH EQUITY FUND	283.974	283.974
1877 CRELAN INVEST BALANCED	34.598	34.598
1878 CRELAN INVEST CONSERVATIVE	4.397	4.397
1879 CRELAN INVEST DYNAMIC	15.287	15.287
1153 CROWN SIGMA UCITS PLC - LGT SUSTAINABLE EQUITY EUROPE SUB FU	314.600	314.600
1154 CROWN SIGMA UCITS PLC - LGT SUSTAINABLE EQUITY MARKET NEUTRA	101.500	101.500
752 CSIF 2 CREDIT SUISSE LUX COPERNICUS ITALY EQUITY FUND	101.625	101.625

Mediobanca S.p.A.

Assemblea ordinaria e straordinaria

28 ottobre 2021

**Esito della votazione sul punto 4
dell'ordine del giorno**

SCHEDA NOMINATIVO

	NUMERO DI AZIONI	
	TOTALE	CON DIRITTO DI VOTO
753 CSIF CH EQUITY EMU CREDIT SUISSE FUNDS AG	61.407	61.407
754 CSIF CH EQUITY EUROPE EX CH BLUE CREDIT SUISSE FUNDS AG	15.781	15.781
755 CSIF CH III EQUITY WORLD EX CH VALUE WEIGHTED PENSION FUND CREDIT SUISSE FUNDS AG	5.437	5.437
1155 CSX CORP MASTER PENSION TRUST	27.077	27.077
756 CUSTODY BANK OF JAPAN, LTD. AS TRUSTEE FOR MIZUHO TRUST & BANKING CO., LTD. AS TRU	57.442	57.442
757 CUSTODY BANK OF JAPAN, LTD. AS TRUSTEE FOR MIZUHO TRUST & BANKING CO., LTD. AS TRU	3.246	3.246
559 CUSTODY BANK OF JAPAN, LTD. RE	17.305	17.305
758 CUSTODY BANK OF JAPAN, LTD. RE: MATB NISSAY / PANAGORA GLOBAL EQUITY PASSIVE FUND	1.735	1.735
759 CUSTODY BANK OF JAPAN, LTD. RE: RB TOKKIN 18420-7105	293.020	293.020
760 CUSTODY BANK OF JAPAN, LTD. RE: RB TOKKIN 18420-7106	293.171	293.171
761 CUSTODY BANK OF JAPAN, LTD. RE: STB FOREIGN STOCK INDEX MOTHER FUND(CURRENCY HEI	9.971	9.971
1156 CYSTIC FIBROSIS FOUNDATION	66.372	66.372
762 D. E. SHAW ALL COUNTRY - PM	1	1
763 DANSKE INVEST INDEX GLOBAL AC RESTRICTED - ACCUMULATING KL	24.162	24.162
1157 DANSKE INVEST SICAV - GLOBAL INDEX	22.822	22.822
1158 DANSKE INVEST SICAV - SRI GLOBAL	5.633	5.633
84 DEAM-FONDS CPT	2.409	2.409
764 DEGROOF PETERCAM ASSET MANAGEMENT REPRESENTING ERGO FUND	65.000	65.000
765 DEKA-MASTER HAEK I	26.194	26.194
1159 DELFINCO LP	19.798	19.798
86 DELTASHARES S+P INTERNATIONAL MANAGED RISK ETF	7.063	7.063
87 DESJARDINS RI DEVELOPED EXUSA EXCANADA LOW CO2 INDEX ETF	3.155	3.155
88 DESJARDINS RI DEVELOPED EXUSA EXCANADA MULTIFACTOR LOW CO2 ETF	16.320	16.320
89 DESJARDINS RI GLOBAL MULTIFACTOR FOSSIL FUEL RESERVES FREEETF	461	461
90 DETROIT EDISON QUALIFIED NUCLEAR DECOMMISSIONING TRUST	15.054	15.054
767 DEVELOPED EX-FOSSIL FUEL INDEX FUND B (FTDEVXFF)	4.437	4.437
768 DEVELOPED INTERNATIONAL EQUITY SELECT ETF	2.449	2.449
1160 DFI LP EQUITY (PASSIVE	451	451
1948 DIEGO DELLA VALLE & C. S.R.L.	4.401.000	4.401.000
1161 DILLON MARKETABLE SECURITIES COMMON TRUST FUND C/O KESWICK MANAGEMENT	1.918	1.918
1677 DIOCESE OF VENICE PENSION PLAN AND TRUST	666	666
1678 DIVERSIFIED INTERNATIONAL FUND	3.310.921	3.310.921
769 DNCA INVEST SOUTH EUROPE OPPORTUNITIES	156.287	156.287
770 DPAM CAPITAL B	39.331	39.331
771 DPAM DBI RDT	254.087	254.087
772 DPAM HORIZON	35.112	35.112
773 DPAM INVEST B	10.139.303	10.139.303
774 DPAM L	884.000	884.000
1679 DUKE ENERGY QUALIFIED NUCLEAR DECOMMISSIONING	36.145	36.145
91 DUKE ENERGY RETIREMENT SAVINGS PLAN	114.700	114.700
92 DUPONT PENSION TRUST	18.304	18.304
93 DWS GLOBAL INCOME BUILDER FUND	77.734	77.734
94 DWS GLOBAL INCOME BUILDER VIP	13.548	13.548
95 DWS INVESTMENT GMBH FOR DEAMFONDS GSK 1	6.284	6.284
96 DWS INVESTMENT GMBH FOR DEAMFONDS PG EQ	17.415	17.415
97 DWS INVESTMENT GMBH FOR DWS EUROPEAN OPPORTUNITIES	15.066	15.066
98 DWS INVESTMENT GMBH FOR MULTIINDEX EQUITY FUND	5.069	5.069
1681 DWS INVESTMENT GMBH ON BEHALF OF DEAM FONDS ZDV	678	678
1680 DWS INVESTMENT GMBH ON BEHALF OF DEAM FONDS ZDV	9.216	9.216
1569 DWS INVESTMENT GMBH ON BEHALF OF DEUTSCHE DCG EQ	4.197	4.197
99 DWS INVESTMENT SA FOR ARERO DER WELTFONDS	14.761	14.761

Mediobanca S.p.A.

Assemblea ordinaria e straordinaria

28 ottobre 2021

**Esito della votazione sul punto 4
dell'ordine del giorno**

SCHEDA NOMINATIVO

	NUMERO DI AZIONI	
	TOTALE	CON DIRITTO DI VOTO
100 DWS MULTI ASSET PIR FUND	122.388	122.388
1162 DYNASTY INVEST LTD	1.116	1.116
1682 EASTSPRING INVESTMENTS	1.370	1.370
101 EATON VANCE EQUITY HARVEST FUNDLLC	6.972	6.972
775 EBK-AKTIEN-UNIVERSAL-FONDS	40.430	40.430
1908 ECOFI OPTIM VARIANCE	83.979	83.979
1163 ECOLAB PENSION TRUST	20.235	20.235
1909 EGAMO ACTION EURO	1.400	1.400
1910 EGAMO ALLOCATION FLEXIBLE	17.659	17.659
776 EMBO-FONDS	17.164	17.164
102 EMERGENCY SERVICES SUPERANNUATION SCHEME	1.925	1.925
1164 EMERSON ELECTRIC CO. RETIREMENT MASTER TRUST	39.900	39.900
777 EMPLOYEES RETIREMENT SYSTEM OF GEORGIA	80.902	80.902
1683 EMPLOYEES RETIREMENT SYSTEM OF THE CITY OF BALTIMORE OF BALTIMORE	977	977
1684 EMPLOYEES RETIREMENT SYSTEM OF THE STATE OF HAWAII	1	1
1685 ENERGY INSURANCE MUTUAL LIMITED	6.680	6.680
1165 ENERGY INVESTMENT FUND	5.046	5.046
778 ENHANCED INDEX INTERNATIONAL SHARE FUND	11.057	11.057
779 ENHANCED INDEX INTERNATIONAL SHARE FUND	26.249	26.249
1687 ENSIGN PEAK ADVISORS INC	1	1
1686 ENSIGN PEAK ADVISORS INC	60.162	60.162
1688 ENSIGN PEAK ADVISORS INC	63.270	63.270
103 EPSILON ASSOCIATI SGR - EPSILONGR DLONGRUN	269	269
104 EPSILON ASSOCIATI SGR - EPSILONGR QRETURN	14.757	14.757
105 EPSILON MULTIASSET VALORE GLOBALE DICEMBRE 2021	5.037	5.037
106 EPSILON MULTIASSET VALORE GLOBALE LUGLIO 2022	5.240	5.240
107 EPSILON MULTIASSET VALORE GLOBALE MAGGIO 2022	6.636	6.636
108 EPSILON MULTIASSET VALORE GLOBALE MARZO 2022	3.426	3.426
780 EQ ADVISORS TRUST - ATM INTERNATIONAL MANAGED VOLATILITY PORTFOLIO	15.653	15.653
781 EQ ADVISORS TRUST - ATM INTERNATIONAL MANAGED VOLATILITY PORTFOLIO	38.581	38.581
782 EQ ADVISORS TRUST - EQ/AB DYNAMIC GROWTH PORTFOLIO	5.748	5.748
783 EQ ADVISORS TRUST - EQ/AB DYNAMIC MODERATE GROWTH PORTFOLIO	26.125	26.125
784 EQ ADVISORS TRUST - EQ/GLOBAL EQUITY MANAGED VOLATILITY PORTFOLIO	19.331	19.331
785 EQ ADVISORS TRUST - EQ/INTERNATIONAL CORE MANAGED VOLATILITY PORTFOLIO	28.075	28.075
786 EQ ADVISORS TRUST - EQ/INTERNATIONAL MANAGED VOLATILITY PORTFOLIO	81.255	81.255
787 EQ OFFSHORE MULTIMANAGER FUNDS TRUST - EQ OFFSHORE AGGRESSIVE MULTIMANAGER FI	2.320	2.320
1166 EQUIPSUPER	9.240	9.240
788 EQUITABLE FINANCIAL LIFE INSURANCE COMPANY	5.844	5.844
789 ERAFP ACTIONS EURO 1	792.384	792.384
109 ES ALLIANCE BERNSTEIN UK EQUITYFUND	334.486	334.486
1689 ES RIVER AND MERCANTILE FUNDS ICVC	97.615	97.615
564 ETOILE ACTIONS INTERNATIONALES	118.171	118.171
110 EURIZON AZIONI ITALIA	713.494	713.494
111 EURIZON PIR ITALIA AZIONI	40.415	40.415
112 EURIZON PROGETTO ITALIA 40	229.790	229.790
113 EURIZON PROGETTO ITALIA 70	266.688	266.688
114 EURIZON RENDITA	8.497	8.497
790 EUROBEN EQUITY GLOBAL	1.204	1.204
791 EUROPE EQUITY INDEX ESG SCREENED FUND B(EURXCWB)	40.927	40.927
792 EUROPE EX-UK ALPHA TILTS ESG SCREENED FUND B (EUTLTBTTL)	91.078	91.078
793 EUROPE RESTRICTED - ACCUMULATING KL	52.626	52.626

Mediobanca S.p.A.

Assemblea ordinaria e straordinaria

28 ottobre 2021

Esito della votazione sul punto 4
dell'ordine del giorno

SCHEDA NOMINATIVO

	NUMERO DI AZIONI	
	TOTALE	CON DIRITTO DI VOTO
1690 EUROPEAN CENTRAL BANK	38.512	38.512
1691 EUROPEAN CENTRAL BANK	44.031	44.031
1167 EVA VALLEY MA1 LLC	8.853	8.853
1168 EXELON FITZPATRICK QUALIFIED FUND	3.014	3.014
115 FAMILY INVESTMENTS CHILD TRUST FUND	19.552	19.552
116 FAMILY INVESTMENTS GLOBAL ICVC FAMILY BALANCED INTERNATIONALFUND	12.188	12.188
1169 FCM INTERNATIONAL LLC	2.081	2.081
1911 FCP ARRCO LONG TERME D	457.039	457.039
1912 FCP CARP - INDO	195.052	195.052
794 FCP CNP ACTIONS EMU UBS	170.857	170.857
795 FCP FRANCE PLACEMENT EURO ESG	80.075	80.075
796 FCP FRANCE PLCT INTERNATIONAL ESG	173.077	173.077
797 FCP SODIUM I	48.343	48.343
798 FCP VILLIERS ACTIONS EUROPE CPR AM	347.085	347.085
1913 FCP VILLIERS ALLEGRO	179.806	179.806
1914 FCPE EVOLUTIS	157.836	157.836
1915 FDRN AMUNDI	66.566	66.566
1692 FEDERATED HERMES INTERNATIONAL SMALL MID COMPANY FUND	120.000	120.000
1479 FERRERO S.P.A.	2.861.250	2.861.250
799 FIAM GROUP TRUST FOR EMPLOYEE BENEFIT PLANS	2.355.828	2.355.828
1170 FIDDLER PARTNERS LLC.	356	356
800 FIDELITY CONCORD STREET TRUST: FIDELITY SERIES INTERNATIONAL INDEX FUND	9.240	9.240
117 FIDELITY INV TRUST FIDELITY SERIES INT VALUE FUND	12.979.755	12.979.755
118 FIDELITY INV TRUST FIDELITY TOTAL INT EQUITY FUND	27.907	27.907
801 FIDELITY INVESTMENT FUNDS - FIDELITY INDEX EUROPE EX UK FUND	40.799	40.799
802 FIDELITY INVESTMENT FUNDS - FIDELITY INDEX WORLD FUND	43.705	43.705
119 FIDELITY INVESTMENT TRUST FIDELITY FLEX INTERNATIONAL FUND	37.348	37.348
1171 FIDELITY INVESTMENT TRUST: FIDELITY INTERNATIONAL VALUE FUND	343.525	343.525
120 FIDELITY RUTLAND SQUARE TRUST II STRATEGIC ADV FIDELITY INT FND	426.700	426.700
1570 FIDELITY SAI INTERNATIONAL INDEX FUND	223.353	223.353
803 FIDELITY SALEM STREET TRUST: FIDELITY GLOBAL EX U.S. INDEX FUND	200.456	200.456
804 FIDELITY SALEM STREET TRUST: FIDELITY TOTAL INTERNATIONAL INDEX FUND	161.934	161.934
805 FIDELITY SALEM STREET TRUST: FIDELITY ZERO INTERNATIONAL INDEX FUND	76.520	76.520
1172 FIDELITY SALEM STREET TRUST: FIDELITY FLEX INTERNATIONAL INDEX FUND	27.463	27.463
1173 FIDELITY SALEM STREET TRUST: FIDELITY SERIES GLOBAL EX U.S. INDEX FUND	673.658	673.658
806 FIDELITY UCITS II ICAV/FIDELITY MSCI EUROPE INDEX FUND	1.608	1.608
807 FIDELITY UCITS II ICAV/FIDELITY MSCI WORLD INDEX FUND	1.519	1.519
121 FIDEURAM COMPARTO PIANO AZIONI ITALIA	917.500	917.500
122 FIDEURAM COMPARTO PIANO BILANCIATO ITALIA 30	39.000	39.000
123 FIDEURAM COMPARTO PIANO BILANCIATO ITALIA 50	310.000	310.000
124 FIDEURAM ITALIA	51.640	51.640
1480 FIN PRIV SRL	14.340.218	14.340.218
808 FINANCIERE DU PERGUET	18.769.815	18.769.815
566 FINELDO S.R.L.	2.043.720	2.043.720
1481 FINPROG ITALIA S.P.A.	1.873.621	1.873.621
125 FINPROG ITALIA S.P.A.	2.563.846	2.563.846
809 FINREON WORLD EQUITY MULTI PREMIA CREDIT SUISSE FUNDS AG	518	518
1693 FIRE AND POLICE MEMBERS BENEFIT INVESTMENT FUND	6.907	6.907
1694 FIREFIGHTERS RETIREMENT SYSTEM	32.400	32.400
126 FIRST ASSET MORNINGSTAR INTERNATIONAL VALUE INDEX ETF	212.178	212.178
1695 FLEXIBLE MANAGED PORTFOLIO	1.785	1.785

Mediobanca S.p.A.

Assemblea ordinaria e straordinaria

28 ottobre 2021

Esito della votazione sul punto 4
dell'ordine del giorno

SCHEDA NOMINATIVO

	NUMERO DI AZIONI	
	TOTALE	CON DIRITTO DI VOTO
810 FLEXSHARES MORNINGSTAR DEVELOPED MARKETS EX-US FACTOR TILT INDEX FUND	14.784	14.784
1696 FLORIDA BIRTH RELATED NEUROLOGICAL INJURY COMPENSATION ASSOCIATION	14.827	14.827
1697 FLORIDA GLOBAL EQUITY FUND LLC	3.995	3.995
1571 FLORIDA LLC	46.838	46.838
1699 FLORIDA RETIREMENT SYSTEM	199.401	199.401
1698 FLORIDA RETIREMENT SYSTEM	348.196	348.196
1702 FLORIDA RETIREMENT SYSTEM TRUST FUND	15.737	15.737
1700 FLORIDA RETIREMENT SYSTEM TRUST FUND	36.644	36.644
1701 FLORIDA RETIREMENT SYSTEM TRUST FUND	68.031	68.031
1703 FLORIDA RETIREMENT SYSTEM TRUST FUND	1.268.955	1.268.955
811 FLORNOY FUND	511.405	511.405
127 FLOURISH INVESTMENT CORPORATION	49.729	49.729
128 FMR CAPITAL INC	346	346
129 FND DE SEGURANCA SOCIAL DE MACAU	19.307	19.307
130 FONDATION LUCIE ET ANDRE CHAGNON	15.700	15.700
629 FONDAZIONE CASSA DI RISPARMIO DI TERNI E NARNI	2.210.000	2.210.000
812 FONDAZIONE ROMA - GLOBAL PASSIVE EQUITIES	1.093	1.093
1541 FONDO SCUOLA ESPERO - CRESCITA AZIONARIO	5.185	5.185
813 FONDS DE RESERVE POUR LES RETRAITES (FRR)	41.220	41.220
814 FONDS DE RESERVE POUR LES RETRAITES (FRR)	69.114	69.114
815 FONDS DE RESERVE POUR LES RETRAITES (FRR)	215.414	215.414
1916 FONDS OBJECTIF CLIMAT ACTIONS1	22.435	22.435
1174 FORD MOTOR COMPANY DEFINED BENEFIT MASTER TRUST.	6.525	6.525
1175 FORD MOTOR COMPANY DEFINED BENEFIT MASTER TRUST.	9.708	9.708
1176 FORD MOTOR COMPANY OF CANADA LIMITED PENSION TRUST	5.612	5.612
816 FORD PENSION UNIVERSAL	1.648	1.648
817 FOREIGN STOCK INDEX MOTHER FUND	22.365	22.365
1177 FOURTH AVENUE INVESTMENT COMPANY	18.655	18.655
818 FOVERUKA PENSION UNIVERSAL	6.089	6.089
819 FRANCE INVESTISSEMENT EURO	96.837	96.837
820 FRANCE PLACEMENT EURO ESG PLUS	364.476	364.476
131 FRANK RUSSELL INVESTMENT CO II PLC	14.000	14.000
133 FRANK RUSSELL INVESTMENT COMPANY PLC	5.767	5.767
132 FRANK RUSSELL INVESTMENT COMPANY PLC	64.975	64.975
134 FRANKLIN FTSE EUROPE EX U.K. INDEX ETF	9.920	9.920
135 FRANKLIN LIBERTYSHARES ICAV	528	528
1178 FRANKLIN SELECT GLOBAL MULTI-ASSETINCOME FUND	340	340
136 FRANKLIN TEMPLETON ETF TRUST - FRANKLIN FTSE EUROPE ETF	11.832	11.832
137 FRANKLIN TEMPLETON ETF TRUST - FRANKLIN FTSE EUROPE HEDGED ETF	1.023	1.023
138 FRANKLIN TEMPLETON ETF TRUST - FRANKLIN FTSE ITALY ETF	7.068	7.068
139 FREZZOTTI FRANCA	588	588
140 FREZZOTTI GIOVANNI	1.694	1.694
821 FUNDACAO CALOUSTE GULBENKIAN	6.956	6.956
1179 FUNDO DE PENSOES.	6.366	6.366
1180 FUTURE FUND BOARD OF GUARDIANS FOR AND ON BEHALF OF FUTURE F.	59.006	59.006
1181 FUTURE FUND BOARD OF GUARDIANS FOR AND ON BEHALF OF THE MEDI.	13.578	13.578
822 G.A.-FUND-B - EURO EQUITIES	232.025	232.025
823 G.A.-FUND-B - SUSTAINABLE WORLD EQUITIES	199.810	199.810
1484 GAVIO BENIAMINO - GAVIO DANIELA	371.642	371.642
1482 GAVIO BENIAMINO GIUSEPPE STEFANO	1.271.642	1.271.642
1485 GAVIO DANIELA	577.500	577.500

Mediobanca S.p.A.

Assemblea ordinaria e straordinaria

28 ottobre 2021

Esito della votazione sul punto 4
dell'ordine del giorno

SCHEDA NOMINATIVO

	NUMERO DI AZIONI	
	TOTALE	CON DIRITTO DI VOTO
1486 GAVIO MARCELLO	332.000	332.000
1182 GBPO - QCF - GLOBAL BALANCED POOL	8.186	8.186
824 GEFIP INVEST	115.000	115.000
141 GENERAL ELECTRIC PENSION TRUST	98.344	98.344
1183 GENERAL ORGANISATION FOR SOCIAL INSURANCE	7.137	7.137
1186 GENERAL PENSION AND SOCIAL SECURITY AUTHORITY GPSSA	5.382	5.382
1185 GENERAL PENSION AND SOCIAL SECURITY AUTHORITY GPSSA	13.003	13.003
1184 GENERAL PENSION AND SOCIAL SECURITY AUTHORITY GPSSA	18.060	18.060
1487 GENERALI ITALIA S.P.A.	2.141.244	2.141.244
1572 GEORGIA TECH FOUNDATION INC	139	139
1521 GERANA SICAV-SIF, S.A.	22.107	22.107
825 GESTIELLE PRO ITALIA	180.000	180.000
1488 GILPAR S.P.A.	1.115.300	1.115.300
1187 GLG EUROPEAN LONG-SHORT FUND MAPLES CORPORATE SERVICES LIMIT	1.368	1.368
826 GLOBAL ALPHA TILTS FUND B (ACWILTBT)	1.407	1.407
1573 GLOBAL ATLANTIC BLACKROCK DISCIPLINED INTERNATIONAL CORE PORTFOLIO	18.323	18.323
1188 GLOBAL BOND FUND WAYCROSSE INC	35.169	35.169
828 GLOBAL EQUITIES ENHANCED INDEX FUND	6.740	6.740
827 GLOBAL EQUITIES ENHANCED INDEX FUND	16.003	16.003
829 GLOBAL EX-U.S. ALPHA TILTS FUND B (ACWITLB)	29.679	29.679
1917 GLOBAL MULTI ASSET KKS	25.157	25.157
1704 GLOBAL PORTFOLIO	87.600	87.600
142 GMAM GROUP PENSION TRUST II	11.568	11.568
143 GMAM INVESTMENT FUNDS TRUST	28.353	28.353
144 GMAM INVESTMENT FUNDS TRUST	53.400	53.400
145 GMO BENCHMARKFREE FUND	77.313	77.313
146 GMO FUNDS PLC GMO GLOBAL EQUITYALLOCATION INVESTMENT FUND	7.432	7.432
147 GMO FUNDS PLC GMO GLOBAL REAL RETURN (UCITS) FUND	47.451	47.451
148 GMO IMPLEMENTATION FUND	166.948	166.948
149 GMO INTERNATIONAL EQUITY FUND	417.710	417.710
150 GMO STRATEGIC OPPORTUNITIES ALLOCATION FUND	9.979	9.979
151 GMO TAXMANAGED INTERNATIONAL EQUITIES FUND	4.523	4.523
1705 GMS ERISA GROUP TRUST	17.200	17.200
1706 GOLDMAN SACHS MARKETBETA INTERNATIONAL EQUITY ETF	14.288	14.288
152 GOLDMAN SACHS TRUST GOLDMAN SACHS GLOBAL MANAGED BETA FUND	3.912	3.912
153 GOLDMAN SACHS TRUST II - GOLDMAN SACHS MULTI-MANAGER ALTERNATIVE	11.698	11.698
154 GOLDMAN SACHS UK RETIREMENT PLAN	9.341	9.341
1708 GOVERNMENT EMPLOYEES PENSION FUND	20.150	20.150
1189 GOVERNMENT EMPLOYEES SUPERANNUATION BOARD	10.360	10.360
1192 GOVERNMENT OF NORWAY	579.954	579.954
1190 GOVERNMENT OF NORWAY	1.010.000	1.010.000
1191 GOVERNMENT OF NORWAY	5.333.137	5.333.137
830 GOVERNMENT PENSION INVESTMENT FUND	47.324	47.324
155 GOVERNMENT PENSION INVESTMENT FUND	170.561	170.561
1574 GREAT WEST CORE STRATEGIES INTERNATIONAL EQUITY FUND	6.721	6.721
1575 GREAT WEST CORE STRATEGIES INTERNATIONAL EQUITY FUND	34.000	34.000
1709 GREAT WEST INTERNATIONAL INDEX FUND	40.609	40.609
1576 GREAT WEST INTERNATIONAL VALUE FUND	210.400	210.400
1472 GRECO GIOVANNI	300	300
571 GREEN TREE FUND A SERIES OF T	9.498	9.498
1193 GUIDESTONE FUNDS INTERNATIONAL EQUITY INDEX FUND.	21.353	21.353

Mediobanca S.p.A.

Assemblea ordinaria e straordinaria

28 ottobre 2021

**Esito della votazione sul punto 4
dell'ordine del giorno**

SCHEDA NOMINATIVO

	NUMERO DI AZIONI	
	TOTALE	CON DIRITTO DI VOTO
831 H.E.S.T. AUSTRALIA LIMITED	2.002	2.002
832 H.E.S.T. AUSTRALIA LIMITED	2.023	2.023
833 H.E.S.T. AUSTRALIA LIMITED	12.791	12.791
1194 HAGFORS LIMITED THE R&H TRUST COMPANY LTD	9.029	9.029
1918 HARMO PLACEMENT 2	34.642	34.642
1919 HARMONIE ALLOCATION	32.124	32.124
1920 HARMONIE EQUILIBRE	66.401	66.401
1577 HARRIS UNIT 1 QUALIFIED NUCLEAR DECOMMISSIONING FUND	2.843	2.843
834 HARTFORD ACCIDENT AND INDEMNITY COMPANY	1.832	1.832
157 HARTFORD SCHRODERS INTERNATIONAL MULTI-CAP VALUE FUND	355.253	355.253
1195 HASLAM FAMILY INVESTMENT PARTNERSHI	1.822	1.822
158 HC CAPITAL TRUST - THE ESG GROWTH PORTFOLIO	1.412	1.412
159 HC CAPITAL TRUST- THE CATHOLIC SRI GROWTH PORTFOLIO	356	356
160 HC CAPITAL TRUST- THE INSTITUTIONAL INTERNATIONAL EQUITY PORTFOL	32.957	32.957
161 HC CAPITAL TRUST- THE INTERNATIONAL EQUITY PORTFOLIO	187.061	187.061
835 HC RENTE	5.238	5.238
836 HELABA-INVEST KAPITALANLAGEGESELLSCHAFT MBH	212.900	212.900
837 HI MANPT FONDS	41.787	41.787
1199 HONG KONG SAR GOVERNMENT EXCHANGE FUND.	5.572	5.572
1198 HONG KONG SAR GOVERNMENT EXCHANGE FUND.	10.286	10.286
1197 HONG KONG SAR GOVERNMENT EXCHANGE FUND.	87.939	87.939
1196 HONG KONG SAR GOVERNMENT EXCHANGE FUND.	508.629	508.629
1201 HOSTPLUS POOLED SUPERANNUATION TRUST	1.703	1.703
1200 HOSTPLUS POOLED SUPERANNUATION TRUST	18.954	18.954
1202 HRW TESTAMENTARY TRUST NO 1.	4.526	4.526
1203 HRW TESTAMENTARY TRUST NO 2.	2.284	2.284
1204 HRW TESTAMENTARY TRUST NO 3.	2.820	2.820
1205 HRW TESTAMENTARY TRUST NO 4.	1.718	1.718
1206 HRW TESTAMENTARY TRUST NO 5.	1.764	1.764
1207 HRW TESTAMENTARY TRUST NO 6.	4.620	4.620
1208 HRW TESTAMENTARY TRUST NO. 10.	2.903	2.903
1209 HRW TESTAMENTARY TRUST NO. 11.	5.561	5.561
1210 HRW TESTAMENTARY TRUST NO. 12.	4.952	4.952
1211 HRW TESTAMENTARY TRUST NO. 7.	3.795	3.795
1212 HRW TESTAMENTARY TRUST NO. 8.	3.924	3.924
1213 HRW TESTAMENTARY TRUST NO. 9.	2.903	2.903
1214 HRW TRUST NO 1 UAD 01/17/03.	6.490	6.490
1215 HRW TRUST NO 2 UAD 01/17/03.	1.222	1.222
1216 HRW TRUST NO 3 UAD 01/17/03.	1.483	1.483
1217 HRW TRUST NO 4 UAD 01/17/03..	1.483	1.483
162 HSBC BANK SSB AUT EU SCREEN EX CONTROVERSIES CW INDEX EQ FND	466.737	466.737
838 HSBC ETF'S PLC	7.560	7.560
840 HSBC ETF'S PLC	9.152	9.152
839 HSBC ETF'S PLC	14.517	14.517
841 HSBC ETFS PLC - HSBC MSCI EUROPE CLIMATE PARIS ALIGNED UCITS ETF	3.678	3.678
842 HSBC ETFS PUBLIC LIMITED COMPANY	323	323
843 HSBC EUROPEAN INDEX FUND	293.587	293.587
844 HSBC INDEX TRACKER INVESTMENT FUNDS ICVC	38.413	38.413
845 HSBC LIFE (INTERNATIONAL) LIMITED	1.837	1.837
848 HSBC LIFE (INTERNATIONAL) LIMITED	3.136	3.136
846 HSBC LIFE (INTERNATIONAL) LIMITED	8.230	8.230

Mediobanca S.p.A.

Assemblea ordinaria e straordinaria

28 ottobre 2021

Esito della votazione sul punto 4
dell'ordine del giorno

SCHEDA NOMINATIVO

	NUMERO DI AZIONI	
	TOTALE	CON DIRITTO DI VOTO
847 HSBC LIFE (INTERNATIONAL) LIMITED	10.540	10.540
1710 IA CLARINGTON GLOBAL VALUE FUND	5.044	5.044
163 IBM 401(K) PLUS PLAN TRUST	104.942	104.942
1218 IBM DIVERSIFIED GLOBAL EQUITY FUND	12.731	12.731
849 IBM PERSONAL PENSION PLAN TRUST	5.048	5.048
164 IBM RETIREMENT PLAN	2.736	2.736
1921 ICARE	11.786	11.786
850 IF IST2 EUROPE INDEX	26.614	26.614
851 IFM GLOBAL INDEXED EQUITIES FUND	1.730	1.730
166 IG MACKENZIE EUROPEAN MID-CAP EQUITY FUND	155.001	155.001
165 IG MACKENZIE EUROPEAN MID-CAP EQUITY FUND	881.316	881.316
852 II	265.000	265.000
1219 ILA - RAFIMF	2.845	2.845
1220 ILA-A-FTSEDW	33.439	33.439
1221 ILA-LA WORLD ESG SCREENED FUND	13.214	13.214
1578 IMCO GLOBAL PUBLIC EQUITY LP	28.078	28.078
169 IMPERIAL INTERNATIONAL EQUITY POOL	7.768	7.768
168 IMPERIAL INTERNATIONAL EQUITY POOL	17.533	17.533
167 IMPERIAL INTERNATIONAL EQUITY POOL	615.033	615.033
170 IMPERIAL OVERSEAS EQUITY POOL	28.152	28.152
1869 INDEXIQ FACTORS SUSTAIN EMU EQUITY	6.455	6.455
1870 INDEXIQ FACTORS SUSTAIN EU EQUITY	62.729	62.729
1711 INDIANA PUBLIC RETIREMENT SYSTEM	13.490	13.490
1922 INDOSUEZ EURO PATRIMOINE	92.000	92.000
1713 INDUSTRIAL ALLIANCE INSURANCE AND FINANCIAL SERVICES INC	1.734	1.734
1714 INDUSTRIAL ALLIANCE INSURANCE AND FINANCIAL SERVICES INC	10.195	10.195
1712 INDUSTRIAL ALLIANCE INSURANCE AND FINANCIAL SERVICES INC	26.857	26.857
853 ING DIRECT SICAV	42.665	42.665
172 INSTITUTIONAL RETIREMENT TRUST	2.291	2.291
171 INSTITUTIONAL RETIREMENT TRUST	20.425	20.425
854 INSTITUTIONELLA AKTIEFONDEN VARLDEN	36.925	36.925
855 INTECH GLOBAL ALL COUNTRY ENHANCED INDEX FUND LLC	1.111	1.111
1222 INTER AMERICAN DEVELOPMENT BANK STAFF RETIREMENT FUND	54.812	54.812
1223 INTER AMERICAN DEVELOPMENT BANK STAFF RETIREMENT FUND	79.349	79.349
1225 INTER-AMERICAN DEVELOPMENT BANK	25.047	25.047
1224 INTER-AMERICAN DEVELOPMENT BANK	36.131	36.131
856 INTERNATIONAL ALPHA TILTS FUND B (INTLTB)	88.378	88.378
1716 INTERNATIONAL BANK FOR RECONSTRUCTION AND DEVELOPMENT	1.040	1.040
1717 INTERNATIONAL BANK FOR RECONSTRUCTION AND DEVELOPMENT	2.629	2.629
1715 INTERNATIONAL BANK FOR RECONSTRUCTION AND DEVELOPMENT	5.170	5.170
173 INTERNATIONAL EQUITIES SECTOR TRUST	990	990
1226 INTERNATIONAL EQUITY FUND LLC	8.634	8.634
1718 INTERNATIONAL EQUITY INDEX FUND	43.172	43.172
1227 INTERNATIONAL EXPATRIATE BENEFIT MASTER TRUST	2.076	2.076
177 INTERNATIONAL MONETARY FUND	8.537	8.537
176 INTERNATIONAL MONETARY FUND	8.608	8.608
175 INTERNATIONAL MONETARY FUND	9.829	9.829
174 INTERNATIONAL MONETARY FUND	12.476	12.476
1228 INTERNATIONAL MONETARY FUND RETIRED STAFF BENEFITS INVESTMENT ACCOUNT	374	374
1231 INTERNATIONAL MONETARY FUND STAFF RETIREMENT PLAN 700	1.405	1.405
1230 INTERNATIONAL MONETARY FUND STAFF RETIREMENT PLAN 700	23.160	23.160

Mediobanca S.p.A.

Assemblea ordinaria e straordinaria

28 ottobre 2021

Esito della votazione sul punto 4
dell'ordine del giorno

SCHEDA NOMINATIVO

	NUMERO DI AZIONI	
	TOTALE	CON DIRITTO DI VOTO
1229 INTERNATIONAL MONETARY FUND STAFF RETIREMENT PLAN 700	95.894	95.894
1719 INTERNATIONAL SMALL CO FUND	616.317	616.317
178 INTERNATIONAL TILTS MASTER PORTFOLIO OF MASTER INVESTMENT PORTFO	82.166	82.166
179 INV SOLUTIONS FUNDS ICVC FUNDAMENTAL INDEX GLOBAL EQUITY FUND	99.134	99.134
857 INV. DANSKE INVEST EUROPA INDEKS BNP	7.337	7.337
858 INV. DANSKE INVEST EUROPA INDEKS KL	17.278	17.278
859 INV. DANSKE INVEST GLOBAL INDEKS KL	14.457	14.457
860 INV. DANSKE INVEST, GLOBAL INDEKS - AKKUMULERENDE KL	2.266	2.266
861 INVERSABADELL 10, FI	2.941	2.941
862 INVERSABADELL 25, FI	51.280	51.280
863 INVERSABADELL 50, FI	22.669	22.669
864 INVERSABADELL 70, FI	9.272	9.272
1720 INVESCO FTSE RAFI DEVELOPED MARKETS EX U S ETF	74.656	74.656
1721 INVESCO FTSE RAFI EMERGING MARKETS UCITS ETF	47.031	47.031
180 INVESCO GLOBAL LOW VOLATILITY EQUITY YIELD FUND	1.139	1.139
1722 INVESCO INTERNATIONAL DEVELOPED DYNAMIC MUTLIFACTOR ETF	25.544	25.544
1723 INVESCO MARKETS II PLC	107	107
1724 INVESCO MARKETS II PLC	211	211
1579 INVESCO MARKETS II PLC	1.135	1.135
1580 INVESCO MARKETS II PLC	7.813	7.813
1726 INVESCO MARKETS III PLC	821	821
1725 INVESCO MARKETS III PLC	847	847
1727 INVESCO PERPETUAL GLOBAL FINANCIAL CAPITAL FUND	32.500	32.500
1728 INVESCO PUREBETA FTSE DEVELOPED EX NORTH AMERICA ETF	313	313
1729 INVESCO S AND P EUROPE 350 EQUAL WEIGHT INDEX ETF	648	648
1730 INVESTERINGSFORENINGEN LAEGERNES INVEST LI AKTIER GLOBALE	3.785	3.785
865 INVESTERINGSFORENINGEN NORDEA INVEST ENGROS INTERNATIONALE AKTIER - ETISK TIL'	27.740	27.740
866 INVESTERINGSFORENINGEN NORDEA INVEST GLOBALE AKTIER INDEKS KL	3.046	3.046
1731 IOWA PUBLIC EMPLOYEES RETIREMENT SYSTEM	22.342	22.342
1923 IP ACTIONS EURO	20.507	20.507
867 IPAC SPECIALIST INVESTMENT STRATEGIES - INTERNATIONAL SHARE STRATEGY NO.1	2.833	2.833
181 IPC MULTI-FACTOR INTERNATIONAL EQUITY	32.285	32.285
182 IPROFILE INTERNATIONAL EQUITY PRIVATE POOL	162.306	162.306
1732 IQ 50 PERCENT HEDGED FTSE INTERNATIONAL ETF	18.136	18.136
1733 IQ CANDRIAM ESG INTERNATIONAL EQUITY ETF	11.205	11.205
573 IRCEC CASSETTE DIVERSIFIE	74.805	74.805
1734 IRISH AIRLINES PILOTS SUPERANNUATION SCHEME	3.343	3.343
1232 IRISH LIFE ASSURANCE PLC	561	561
1233 IRISH LIFE ASSURANCE PLC	8.180	8.180
1236 IRISH LIFE ASSURANCE PLC	13.894	13.894
1237 IRISH LIFE ASSURANCE PLC	16.960	16.960
1234 IRISH LIFE ASSURANCE PLC	33.345	33.345
1238 IRISH LIFE ASSURANCE PLC	77.675	77.675
1235 IRISH LIFE ASSURANCE PLC	115.176	115.176
1239 IRISH LIFE ASSURANCE.	76.721	76.721
1240 IRR K LLC	13.269	13.269
868 ISHARES ALL-COUNTRY EQUITY INDEX FUND	2.349	2.349
183 ISHARES CORE MSCI EAFE ETF	3.130.373	3.130.373
184 ISHARES CORE MSCI EUROPE ETF	256.657	256.657
185 ISHARES CORE MSCI INTERNATIONALDEVELOPED MARKETS ETF	202.576	202.576
186 ISHARES CORE MSCI TOTAL INTERNATIONAL STOCK ETF	626.527	626.527

Mediobanca S.p.A.

Assemblea ordinaria e straordinaria

28 ottobre 2021

**Esito della votazione sul punto 4
dell'ordine del giorno**

SCHEDA NOMINATIVO

	NUMERO DI AZIONI	
	TOTALE	CON DIRITTO DI VOTO
187 ISHARES EDGE MSCI INTL MOMENTUMFACTOR ETF	67.749	67.749
188 ISHARES EDGE MSCI INTL SIZE FACTOR ETF	1.980	1.980
189 ISHARES EDGE MSCI INTL VALUE FACTOR ETF	81.886	81.886
190 ISHARES EURO STOXX UCITS ETF (DE)	259.845	259.845
191 ISHARES EUROPE ETF	139.182	139.182
192 ISHARES GLOBAL FINANCIALS ETF	284.179	284.179
193 ISHARES II PUBLIC LIMITED COMPANY	3.199	3.199
195 ISHARES II PUBLIC LIMITED COMPANY	12.746	12.746
194 ISHARES II PUBLIC LIMITED COMPANY	17.336	17.336
196 ISHARES III PUBLIC LIMITED COMPANY	16.131	16.131
197 ISHARES III PUBLIC LIMITED COMPANY	24.724	24.724
198 ISHARES INTERNATIONAL FUNDAMENTAL INDEX ETF	624	624
202 ISHARES IV PUBLIC LIMITED COMPANY	632	632
208 ISHARES IV PUBLIC LIMITED COMPANY	815	815
207 ISHARES IV PUBLIC LIMITED COMPANY	1.265	1.265
210 ISHARES IV PUBLIC LIMITED COMPANY	1.374	1.374
209 ISHARES IV PUBLIC LIMITED COMPANY	2.316	2.316
200 ISHARES IV PUBLIC LIMITED COMPANY	4.000	4.000
199 ISHARES IV PUBLIC LIMITED COMPANY	6.786	6.786
204 ISHARES IV PUBLIC LIMITED COMPANY	6.994	6.994
205 ISHARES IV PUBLIC LIMITED COMPANY	8.224	8.224
203 ISHARES IV PUBLIC LIMITED COMPANY	16.089	16.089
206 ISHARES IV PUBLIC LIMITED COMPANY	24.278	24.278
201 ISHARES IV PUBLIC LIMITED COMPANY	25.645	25.645
211 ISHARES MSCI ACWI ETF	285.923	285.923
212 ISHARES MSCI ACWI EX U.S. ETF	114.971	114.971
213 ISHARES MSCI ACWI LOW CARBON TARGET ETF	22.440	22.440
214 ISHARES MSCI EAFE ETF	2.072.069	2.072.069
215 ISHARES MSCI EAFE INTERNATIONALINDEX FUND	287.821	287.821
216 ISHARES MSCI EAFE VALUE ETF	1.154.060	1.154.060
217 ISHARES MSCI EUROPE FINANCIALS ETF	582.780	582.780
218 ISHARES MSCI EUROZONE ETF	857.010	857.010
219 ISHARES MSCI ITALY ETF	1.001.805	1.001.805
220 ISHARES MSCI KOKUSAI ETF	2.453	2.453
221 ISHARES MSCI WORLD ETF	24.155	24.155
222 ISHARES PUBLIC LIMITED COMPANY	564	564
224 ISHARES PUBLIC LIMITED COMPANY	2.854	2.854
223 ISHARES PUBLIC LIMITED COMPANY	5.833	5.833
225 ISHARES PUBLIC LIMITED COMPANY	31.423	31.423
226 ISHARES STOXX EUROPE 600 FINANCIAL SERVICES UCITS ETF DE	134.632	134.632
227 ISHARES STOXX EUROPE 600 UCITS ETF (DE)	386.311	386.311
228 ISHARES STOXX EUROPE MID 200 UCITS ETF (DE)	220.262	220.262
231 ISHARES V PUBLIC LIMITED COMPANY	158	158
230 ISHARES V PUBLIC LIMITED COMPANY	1.562	1.562
229 ISHARES V PUBLIC LIMITED COMPANY	3.402	3.402
232 ISHARES VI PUBLIC LIMITED COMPANY	132	132
233 ISHARES VI PUBLIC LIMITED COMPANY	1.458	1.458
234 ISHARES VI PUBLIC LIMITED COMPANY	21.269	21.269
235 ISHARES VII PLC	440	440
238 ISHARES VII PLC	1.354	1.354
239 ISHARES VII PLC	4.531	4.531

Mediobanca S.p.A.

Assemblea ordinaria e straordinaria

28 ottobre 2021

Esito della votazione sul punto 4
dell'ordine del giorno

SCHEDA NOMINATIVO

	NUMERO DI AZIONI	
	TOTALE	CON DIRITTO DI VOTO
236 ISHARES VII PLC	28.293	28.293
237 ISHARES VII PLC	52.145	52.145
869 ISHARES WHOLESale INTERNATIONAL EQUITY INDEX FUND	54.300	54.300
870 ISHARES WHOLESale SCREENED INTERNATIONAL EQUITY INDEX FUND	4.169	4.169
240 ISHARES WORLD EX SWITZERLAND EQUITY INDEX FUND II (CH)	6.110	6.110
242 ISHARES WORLD EX SWITZERLAND ESG EQUITY INDEX FUND (CH)	5.353	5.353
241 ISHARES WORLD EX SWITZERLAND ESG EQUITY INDEX FUND (CH)	11.566	11.566
1536 ISTITUTO FINANZIARIO 2012 SPA	24.300.000	24.300.000
1581 IVY PROSHARES MSCI ACWI INDEX FUND	1.569	1.569
1241 JANA PASSIVE GLOBAL SHARE TRUST	7.043	7.043
871 JANUS HENDERSON INSTITUTIONAL EUROPEAN INDEX OPPORTUNITIES FUND	4.329	4.329
1242 JCW 1987 ARTICLE II DESC TRUST FBO JMW DTD 1/1/2012	187	187
1243 JCW 1987 ARTICLE II DESC TRUST FBOAAP C/O WALTON ENTERPRISES LLC	166	166
1244 JCW 1987 ARTICLE II DESC TRUST FBOTLW	187	187
872 JNL INTERNATIONAL INDEX FUND	110.292	110.292
873 JNL/BLACKROCK ADVANTAGE INTERNATIONAL FUND	17.734	17.734
243 JNL/DFA INTERNATIONAL CORE EQUITY FUND	6.400	6.400
244 JNL/JPMORGAN GLOBAL ALLOCATION FUND	3.365	3.365
245 JNL/MELLON MSCI WORLD INDEX FUND	5.017	5.017
1582 JOHN D SPEARS GRAT DATED 2 20 09 F B O JULIE L SPEARS	9.300	9.300
1583 JOHN D SPEARS GRAT I 2 20 09	10.000	10.000
1584 JOHN D SPEARS GRAT I DATED 2 20 09 F B O NANA R SPEARS	7.800	7.800
1585 JOHN D SPEARS REVOCABLE TRUST DTD 9 29 2006	74.200	74.200
1735 JOHN DEERE PENSION TRUST	82.900	82.900
1245 JOHN HANCOCK FUNDS II INTERNATIONAL STRATEGIC EQUITY ALLOCATION FUND	33.200	33.200
246 JOHN HANCOCK FUNDS II STRATEGICEQUITY ALLOCATION FUND	62.161	62.161
248 JOHN HANCOCK LIFE AND HEALTH INSURANCE COMPANY	1.547	1.547
247 JOHN HANCOCK LIFE AND HEALTH INSURANCE COMPANY	33.125	33.125
249 JOHN HANCOCK MULTIFACTOR DEVELOPED INTERNATIONAL ETF	55.008	55.008
250 JOHN HANCOCK TRUST COMPANY COLLECTIVE INVESTMENT TRUST	2.146	2.146
1246 JOHN HANCOCK VARIABLE INSURANCE TRUST INTERNATIONAL EQUITY INDEX TRUST.	22.013	22.013
251 JOHN HANCOCK VARIABLE INSURANCETRUST STRAT EQ ALLOCATION TRUST	103.238	103.238
1247 JOSHUA GREEN CORPORATION	8.169	8.169
874 JPM MULTI INCOME FUND	71.368	71.368
875 JPMORGAN ACTIVEBUILDERS INTERNATIONAL EQUITY ETF	1.157	1.157
876 JPMORGAN BETABUILDERS EUROPE ETF	560.897	560.897
877 JPMORGAN BETABUILDERS INTERNATIONAL EQUITY ETF	144.798	144.798
878 JPMORGAN EUROPE STRATEGIC DIVIDEND FUND	10.984	10.984
879 JPMORGAN EUROPEAN INVESTMENT TRUST PLC	98.244	98.244
880 JPMORGAN FUND ICVC - JPM MULTI-ASSET INCOME FUND	11.242	11.242
1524 JPMORGAN FUNDS	1	1
1523 JPMORGAN FUNDS	4.994	4.994
1522 JPMORGAN FUNDS	377.045	377.045
881 JPMORGAN GLOBAL ALLOCATION FUND	6.325	6.325
882 JPMORGAN INCOME BUILDER FUND	297.859	297.859
883 JPMORGAN INSURANCE TRUST INCOME BUILDER PORTFOLIO	2.352	2.352
884 JPMORGAN INTERNATIONAL VALUE FUND	73.297	73.297
1527 JPMORGAN INVESTMENT FUNDS	1	1
1528 JPMORGAN INVESTMENT FUNDS	1	1
1525 JPMORGAN INVESTMENT FUNDS	3.026	3.026
1526 JPMORGAN INVESTMENT FUNDS	4.406	4.406

Mediobanca S.p.A.

Assemblea ordinaria e straordinaria

28 ottobre 2021

**Esito della votazione sul punto 4
dell'ordine del giorno**

SCHEDA NOMINATIVO

	NUMERO DI AZIONI	
	TOTALE	CON DIRITTO DI VOTO
885 JPMORGAN MULTI BALANCED FUND	4.480	4.480
1248 JTW TRUST NO. 1 UAD 9/19/02.	691	691
1249 JTW TRUST NO. 2 UAD 9/19/02.	3.313	3.313
1250 JTW TRUST NO. 3 UAD 9/19/02.	1.527	1.527
1251 JTW TRUST NO. 4 UAD 9/19/02.	4.361	4.361
1252 JTW TRUST NO. 5 UAD 9/19/02.	888	888
1254 K INVESTMENTS SH LIMITED.	12.720	12.720
1253 K INVESTMENTS SH LIMITED.	67.857	67.857
252 KAISER FOUNDATION HOSPITALS	19.056	19.056
253 KAISER PERMANENTE GROUP TRUST	35.825	35.825
1586 KAPITALFORENINGEN EMD INVEST GLOBALE AKTIER II	711	711
1587 KAPITALFORENINGEN EMD INVEST VERDENSINDEKS	18.896	18.896
1736 KAPITALFORENINGEN INVESTIN PRO GLOBAL EQUITIES I	26.637	26.637
1737 KAPITALFORENINGEN LAEGERNES INVEST KLI AKTIER GLOBALE INDENYKREDIT PORTEFOELJE /	4.367	4.367
886 KAPITALFORENINGEN PENSAM INVEST, PSI 3 GLOBALE AKTIER 3	7.132	7.132
1255 KBI GLOBAL INVESTMENT FUND	36.970	36.970
887 KDI INSTITUTIONAL AFDELING DANICA LINK - INDEKS GLOBALE AKTIER	4.008	4.008
888 KDI INSTITUTIONAL AFDELING DANICA PENSION - AKTIER 4	11.632	11.632
889 KEMPEN EUROPEAN HIGH DIVIDEND FUND N.V	280.807	280.807
890 KEMPEN INTERNATIONAL FUNDS-KEMPEN (LUX) EUROPEAN HIGH DIVIDEND FUND	17.100	17.100
1588 KFG BERMUDA LTD	15.590	15.590
574 KOKUSAI EQUITY INDEX FUND	17.036	17.036
1256 KOOKABURRA CHARITABLE REMAINDER TRUST UAD 12/20/05 C. DIANE CHRISTENSEN TTEE	6.849	6.849
1738 KOOKMIN BANK ACTING AS TRUSTEE OF MIRAE ASSET TRIUMPH MULTI FACTO PRIVATELY PLAC	20.000	20.000
891 KREBSHILFE-2-FONDS	100	100
892 KURT M. KROGER, TRUSTEE OF THE KURT M. KROGER TRUST	1.097	1.097
1257 L3HARRIS PENSION MASTER TRUST	203.749	203.749
1258 LATVIJAS BANKA	5.690	5.690
1739 LAWRENCE LIVERMORE NATIONAL SECURITY LLC AND TRIAD NATIONAL SECURITY LLC DEFINED	14.845	14.845
1950 LBBW AM INVESTMENTGES. MBH LBBW DIVIDEND	545.000	545.000
1951 LBBW AM INVESTMENTGES. MBH LBBW ZYKLUS S	350.000	350.000
1952 LBBW ASS.MAN. INVESTM.GES. MBH LBBW AM-V	33.750	33.750
1953 LBBW ASS.MAN. INVESTM.GES. MBH, LBBW AM-	200.000	200.000
1954 LBBW ASS.MAN.INVESTM.GES. MBH LBBW AM WV	119.540	119.540
893 LBBW ASSET MANAGEMENT INVESTMENTGESELLSCHAFT MBH	136.603	136.603
1924 LCL ACTIONS EURO CORE+	114.246	114.246
1925 LCL ACTIONS FRANCE CORE PLUS	5.386	5.386
1926 LCL ACTIONS MONDE HORS EUROPE EURO	69.350	69.350
1259 LEGAL & GENERAL AUTHORISED CONTRACTUAL SCHEME	49.112	49.112
1260 LEGAL & GENERAL DEVELOPED MULTI-FACTOR SL FUND LLC	31.968	31.968
1261 LEGAL & GENERAL FUTURE WORLD ESG DEVELOPED INDEX FUND	11.214	11.214
1266 LEGAL AND GENERAL ASSURANCE PENSIONS MANAGEMENT LIMITED	210	210
1269 LEGAL AND GENERAL ASSURANCE PENSIONS MANAGEMENT LIMITED	1.816	1.816
1263 LEGAL AND GENERAL ASSURANCE PENSIONS MANAGEMENT LIMITED	5.100	5.100
1276 LEGAL AND GENERAL ASSURANCE PENSIONS MANAGEMENT LIMITED	5.622	5.622
1279 LEGAL AND GENERAL ASSURANCE PENSIONS MANAGEMENT LIMITED	6.877	6.877
1264 LEGAL AND GENERAL ASSURANCE PENSIONS MANAGEMENT LIMITED	7.643	7.643
1267 LEGAL AND GENERAL ASSURANCE PENSIONS MANAGEMENT LIMITED	9.533	9.533
1270 LEGAL AND GENERAL ASSURANCE PENSIONS MANAGEMENT LIMITED	11.435	11.435
1281 LEGAL AND GENERAL ASSURANCE PENSIONS MANAGEMENT LIMITED	22.951	22.951
1272 LEGAL AND GENERAL ASSURANCE PENSIONS MANAGEMENT LIMITED	23.628	23.628

Mediobanca S.p.A.

Assemblea ordinaria e straordinaria

28 ottobre 2021

Esito della votazione sul punto 4
dell'ordine del giorno

SCHEDA NOMINATIVO

	NUMERO DI AZIONI	
	TOTALE	CON DIRITTO DI VOTO
1273 LEGAL AND GENERAL ASSURANCE PENSIONS MANAGEMENT LIMITED	27.646	27.646
1278 LEGAL AND GENERAL ASSURANCE PENSIONS MANAGEMENT LIMITED	29.264	29.264
1274 LEGAL AND GENERAL ASSURANCE PENSIONS MANAGEMENT LIMITED	32.304	32.304
1282 LEGAL AND GENERAL ASSURANCE PENSIONS MANAGEMENT LIMITED	47.569	47.569
1277 LEGAL AND GENERAL ASSURANCE PENSIONS MANAGEMENT LIMITED	57.140	57.140
1262 LEGAL AND GENERAL ASSURANCE PENSIONS MANAGEMENT LIMITED	86.994	86.994
1268 LEGAL AND GENERAL ASSURANCE PENSIONS MANAGEMENT LIMITED	113.413	113.413
1280 LEGAL AND GENERAL ASSURANCE PENSIONS MANAGEMENT LIMITED	195.432	195.432
1275 LEGAL AND GENERAL ASSURANCE PENSIONS MANAGEMENT LIMITED	272.305	272.305
1265 LEGAL AND GENERAL ASSURANCE PENSIONS MANAGEMENT LIMITED	414.184	414.184
1271 LEGAL AND GENERAL ASSURANCE PENSIONS MANAGEMENT LIMITED	527.487	527.487
1283 LEGAL AND GENERAL ASSURANCE PENSIONS MANAGEMENT LIMITED	1.463.648	1.463.648
1287 LEGAL AND GENERAL CCF	3.733	3.733
1286 LEGAL AND GENERAL CCF	6.017	6.017
1284 LEGAL AND GENERAL CCF	6.832	6.832
1285 LEGAL AND GENERAL CCF	7.530	7.530
1289 LEGAL AND GENERAL COLLECTIVE INVESTMENT TRUST.	661	661
1290 LEGAL AND GENERAL COLLECTIVE INVESTMENT TRUST.	41.070	41.070
1288 LEGAL AND GENERAL COLLECTIVE INVESTMENT TRUST.	107.902	107.902
1291 LEGAL AND GENERAL EUROPEAN INDEX TRUST	376.660	376.660
1292 LEGAL AND GENERAL GLOBAL EQUITY INDEX FUND	4.307	4.307
1294 LEGAL AND GENERAL ICAV	56	56
1293 LEGAL AND GENERAL ICAV	521	521
1295 LEGAL AND GENERAL INTERNATIONAL INDEX TRUST	58.932	58.932
1296 LEGAL AND GENERAL INVESTMENT MANAGEMENT	21.364	21.364
1297 LEGAL AND GENERAL MSCI EAFE FUND LLC	44.706	44.706
1298 LEGAL AND GENERAL MSCI EAFE SL FUND LLC	23.326	23.326
1589 LEGAL AND GENERAL UCITS ETF PLC	559	559
1590 LEGAL AND GENERAL UCITS ETF PLC	11.817	11.817
1740 LEGAL AND GENERAL UCITS ETF PLC	15.998	15.998
1741 LEGAL AND GENERAL UCITS ETF PLC	23.260	23.260
1299 LGIASUPER	155.527	155.527
1301 LGPS CENTRAL AUTHORISED CONTRACTUAL SCHEME	217	217
1300 LGPS CENTRAL AUTHORISED CONTRACTUAL SCHEME	892	892
577 LIF-LYXOR MSCI WORLD CATHOL PR	2.884	2.884
1302 LOCKHEED MARTIN CORPORATION MASTER RETIREMENT TRUST.	302	302
1871 LOF TARGETNETZERO EUROPE EQUITY	225	225
894 LOMBARD ODIER FUNDS (SWITZERLAND) SA "I3D, FIGO OU CIFOP"	83.544	83.544
1303 LORD MAYOR'S CHARITABLE FOUNDATION	724	724
1304 LOS ANGELES CITY EMPLOYEES RETIREMENT SYSTEM	20.511	20.511
254 LOS ANGELES COUNTY EMPLOYEES RETIREMENT ASSOCIATI	2.838	2.838
1742 LOUISIANA STATE EMPLOYEES RETIREMENT SYSTEM	1	1
895 LSV GLOBAL VALUE FUND	13.100	13.100
1305 LSV INTERNATIONAL (AC) VALUE EQUITY FUND LP	487.200	487.200
1306 LSV INTERNATIONAL VALUE EQUITY TRUST	348.200	348.200
1307 LTW INVESTMENTS LLC	40.890	40.890
1872 LUX IM BLACKROCK GLOBAL EQUITY DIVIDEND	108.972	108.972
255 LVIP DIMENSIONAL INTERNATIONAL CORE EQUITY FUND	27.877	27.877
256 LVIP SSGA INTERNATIONAL INDEX FUND	101.836	101.836
896 LVUI EQUITY EUROPE	77.993	77.993
897 LVUI EQUITY WORLD EX EUROPE	3.232	3.232

Mediobanca S.p.A.

Assemblea ordinaria e straordinaria

28 ottobre 2021

**Esito della votazione sul punto 4
dell'ordine del giorno**

SCHEDA NOMINATIVO

	NUMERO DI AZIONI	
	TOTALE	CON DIRITTO DI VOTO
579 LYX IND FD-LYXOR CORE EURO STO	46.518	46.518
580 LYX IND FD-LYXOR CORE STOXX EU	188.997	188.997
581 LYXINDEX FUND - LYXOR MSCI EMU	91.893	91.893
898 LYXOR 1 STOXX EUROPE 600 UCITS ETF	3.050	3.050
582 LYXOR CORE MSCI WORLD (DR) UCI	15.325	15.325
583 LYXOR FTSE MIB UCITS ETF	1.220.037	1.220.037
584 LYXOR MSCI EUROPE UCITS ETF	59.241	59.241
257 M INTERNATIONAL EQUITY FUND	7.518	7.518
899 M&G (LUX) INVESTMENT FUNDS 2 FCP - M&G (LUX) EUROPE EX UK INDEX FUND	21.819	21.819
258 MACKENZIE INTERNATIONAL EQUITY INDEX ETF	815	815
259 MACKENZIE MAX DIVERSIFICATION DEVELOPED EUR INDEX ETF	601	601
900 MACQUARIE INTERNATIONAL EQUITIES FUND	10.227	10.227
901 MACQUARIE MULTI-FACTOR FUND	51.789	51.789
902 MAIN I - UNIVERSAL - FONDS	13.775	13.775
903 MAIN I - UNIVERSAL - FONDS	102.861	102.861
585 MAIS S.P.A.	180.000	180.000
1489 MAIS S.P.A.	1.432.080	1.432.080
1490 MAIS S.P.A.	1.911.315	1.911.315
260 MAJOR LEAGUE BASEBALL PLAYERS PENSION PLAN	80.800	80.800
1743 MAN GLG EUROPEAN EQUITY ALTERNATIVE	4.673	4.673
1309 MAN INSIGHT LIMITED	88	88
1308 MAN INSIGHT LIMITED	844	844
1310 MAN MULTI-STRATEGY MASTER FUND MAPLES CORPORATE SERVICES LIMITES	655	655
261 MANAGED INVESTMENT FUNDS ICVCINTERNATIONAL EQUITY TRACKER FUND	2.569	2.569
265 MANAGED PENSION FUNDS LIMITED	2.922	2.922
264 MANAGED PENSION FUNDS LIMITED	60.437	60.437
263 MANAGED PENSION FUNDS LIMITED	78.275	78.275
262 MANAGED PENSION FUNDS LIMITED	249.489	249.489
1537 MANTEGNA 87 S.R.L.	900.000	900.000
267 MANULIFE INVESTMENT MANAGEMENT INTERNATIONAL EQUITY INDEX POOLED FUND	22.814	22.814
1591 MANULIFE MULTIFACTOR DEVELOPED INTERNATIONAL INDEX ETF	46.917	46.917
1744 MANVILLE PERSONAL INJURY SETTLEMENT TRUST	3.064	3.064
1592 MARANIC II LLC	7.731	7.731
269 MARIGOLD TACTICAL STRATEGIES LTD	2.846	2.846
1311 MARSH AND MCLENNAN MASTER RETIREMENT TRUST	138.900	138.900
271 MARYLAND STATE RETIREMENT PENSION SYSTEM	1	1
273 MARYLAND STATE RETIREMENT PENSION SYSTEM	33.246	33.246
272 MARYLAND STATE RETIREMENT PENSION SYSTEM	156.882	156.882
274 MASSACHUSETTS BAY TRANSPORTATION AUTHORITY RETIREMENT FUND	17.181	17.181
275 MATB MSCI KOKUSAI INDEX MOTHER FUND	8.246	8.246
276 MD INTERNATIONAL VALUE FUND	22.100	22.100
277 MDPIM INTERNATIONAL EQUITY INDEX POOL	30.955	30.955
278 MDPIM INTERNATIONAL EQUITY POOL	122.300	122.300
904 MEDIA SUPER	18.366	18.366
1491 MEDIOLANUM VITA S.P.A.	6.450.398	6.450.398
279 MERCER DIOCESE OF BROOKLYN GROWTH STRATEGY	51.604	51.604
280 MERCER DIOCESE OF BROOKLYN LAY PENSION INVESTMENT TRUST	28.366	28.366
281 MERCER FFTC NONUS EQUITY INVESTMENT PORTFOLIO LLC	19.300	19.300
282 MERCER INTERNATIONAL EQUITY FUND	15.400	15.400
283 MERCER NONUS CORE EQUITY FUND	291.800	291.800
1312 MERCER PASSIVE INTERNATIONAL SHARES FUND	3.633	3.633

Mediobanca S.p.A.

Assemblea ordinaria e straordinaria

28 ottobre 2021

Esito della votazione sul punto 4
dell'ordine del giorno

SCHEDA NOMINATIVO

	NUMERO DI AZIONI	
	TOTALE	CON DIRITTO DI VOTO
1313 MERCER PRIVATE WEALTH INTERNATIONAL FOCUSED EQUITY POOL	11.447	11.447
290 MERCER QIF CCF	6.815	6.815
289 MERCER QIF CCF	9.826	9.826
286 MERCER QIF CCF	11.161	11.161
288 MERCER QIF CCF	11.660	11.660
285 MERCER QIF CCF	21.470	21.470
284 MERCER QIF CCF	27.458	27.458
287 MERCER QIF CCF	105.526	105.526
291 MERCER UCITS COMMON CONTRACTUALFUND	25.051	25.051
907 MERCER UNHEDGED OVERSEAS SHARES TRUST	1.944	1.944
905 MERCER UNHEDGED OVERSEAS SHARES TRUST	5.187	5.187
906 MERCER UNHEDGED OVERSEAS SHARES TRUST	5.975	5.975
1314 MERCY INVESTMENT SERVICES INC	1	1
1540 MERE GALLI MAURO	3.003	3.003
1745 METROPOLITAN LIFE INSURANCE COMPANY	8.105	8.105
1746 METROPOLITAN LIFE INSURANCE COMPANY	24.652	24.652
292 METZLER ASSET MANAGEMENT GMBH FOR MIFONDS 415	122.300	122.300
293 MG INVESTMENT FUNDS (1) MG EUROPEAN INDEX TRACKER FUND	7.809	7.809
1927 MGEN ACTION	88.926	88.926
294 MGI FUNDS PLC	30.869	30.869
1747 MI FONDS K11	16.540	16.540
1315 MICHIGAN CATHOLIC CONFERENCE MASTER PENSION TRUST	464	464
295 MICROSOFT CORPORATION SAVINGS PLUS 401(K) PLAN	26.442	26.442
1748 MIDDEL TOWN WORKS HOURLY AND SALARIED UNION RETIREES HEALTHCARE FUND	4.006	4.006
1316 MIGROS BANK (LUX) FONDS 30	2.000	2.000
908 MINE SUPERANNUATION FUND	4.743	4.743
909 MINISTRY OF ECONOMY AND FINANCE	31.522	31.522
910 MINISTRY OF ECONOMY AND FINANCE	268.959	268.959
1492 MINOZZI ROMANO	929.100	929.100
1319 MLC INVESTMENTS, MLC LIMITED	8.957	8.957
1317 MLC INVESTMENTS, MLC LIMITED	167.367	167.367
296 MM MSCI EAFE INTERNATIONAL INDEX FUND	7.537	7.537
1593 MONETARY AUTHORITY OF MACAO	16.622	16.622
297 MONETARY AUTHORITY OF SINGAPORE	11.123	11.123
298 MORGAN STANLEY INSTITUTIONAL FUND TRUST - GLOBAL STRATEGIST PORTFOLIO	3.135	3.135
1529 MORGAN STANLEY INVESTMENT FUNDS	53	53
593 MORGAN STANLEY PATHWAY FUNDS	12.499	12.499
299 MORGAN STANLEY VARIABLE INSURANCE FUND, INC. GLOBAL STRATEGIST PORTFOLIO	390	390
911 MSCI ACWI EX-U.S. IMI INDEX FUND B2	40.401	40.401
912 MSCI EQUITY INDEX FUND B - ITALY (MSITB)	297.303	297.303
913 MSCI EUROPE EQUITY INDEX FUND B (EUROSECB)	124.406	124.406
1320 MUGUET VENTURES LLC	1.384	1.384
594 MUL- LYX FTSE IT ALL CAP PIR 2	16.432	16.432
595 MUL-LYX NET ZERO 2050 SP EUROP	9.080	9.080
596 MUL-LYX NET ZERO 2050 SP WORLD	2.905	2.905
597 MUL-LYX NET ZERO 50 SP EUROZ C	251.837	251.837
598 MUL-LYXOR MSCI WORLD CLIMATE C	2.295	2.295
300 MULTI STYLE MULTI MANAGER FUNDSPLC	132.534	132.534
599 MULTI UNITS LUX-LYXOR CORE MSC	41.818	41.818
1321 MUNICIPAL EMPLOYEES' ANNUITY AND BENEFIT FUND OF CHICAGO	1.902	1.902
914 MY-AMD GLOBAL MULTI ASSET FUND	5.589	5.589

Mediobanca S.p.A.

Assemblea ordinaria e straordinaria

28 ottobre 2021

Esito della votazione sul punto 4
dell'ordine del giorno

SCHEDA NOMINATIVO

	NUMERO DI AZIONI	
	TOTALE	CON DIRITTO DI VOTO
1322 NATIONAL COUNCIL FOR SOCIAL SEC FUND	5.055	5.055
1323 NATIONAL COUNCIL FOR SOCIAL SECURITY FUND PRC	8.360	8.360
1749 NATIONAL ELEVATOR INDUSTRY PENSION PLAN	131.600	131.600
301 NATIONAL EMPLOYMENT SAVINGS TRUST	66.945	66.945
1594 NATIONAL FUNERAL TRUST	2.859	2.859
1750 NATIONAL TREASURY MANAGEMENT AGCY	2.245	2.245
915 NATIONWIDE INTERNATIONAL INDEX FUND	46.974	46.974
302 NATWEST ST JAMES'S PLACE BALANCED MANAGED UNIT TRUST	670.355	670.355
303 NATWEST ST JAMES'S PLACE GLOBALEQUITY UNIT TRUST	399.545	399.545
1324 NATWEST TRUSTEE AND DEPOSITARY SERVICES LIMITED AS TRUSTEE O	6.216	6.216
304 NATWEST TRUSTEE AND DEPOSITARY SERVICES LIMITED AS TRUSTEE OF ST. JAMES'S PLACE S	20.997	20.997
1325 NBIMC EAFE EQUITY INDEX FUND - CLASS N.	884	884
1326 NBIMC EAFE EQUITY INDEX FUND.	15.149	15.149
1327 NELKE PARTNERSHIP C/O NORTHERN TRUST COMPANY MANAGER	2.366	2.366
305 NEW AIRWAYS PENSION SCHEME	16.209	16.209
916 NEW YORK LIFE INSURANCE & ANNUITY CORPORATION	5.318	5.318
917 NEW YORK STATE COMMON RETIREMENT FUND	3.507	3.507
306 NEW YORK STATE DEFERRED COMPENSATION PLAN	6.563	6.563
307 NEW YORK STATE DEFERRED COMPENSATION PLAN	9.174	9.174
310 NEW YORK STATE TEACHERS RETIREMENT SYSTEM	20.640	20.640
309 NEW YORK STATE TEACHERS RETIREMENT SYSTEM	196.888	196.888
308 NEW YORK STATE TEACHERS RETIREMENT SYSTEM	239.700	239.700
1328 NEW ZEALAND SUPERANNUATION FUND	695	695
1329 NEW ZEALAND SUPERANNUATION FUND	1.106	1.106
1330 NEWBURG NOMINEES LIMITED INVESTORSWHOLESALE GLOBAL EQUITY (INDEX) TRUST	53.005	53.005
1751 NEXTERA ENERGY DUANE ARNOLD LLC	1.404	1.404
1752 NEXTERA ENERGY DUANE ARNOLD LLC QUALIFIED DECOMMISSIONING THE DUANE ARNOLD ENI	820	820
1595 NEXTERA ENERGY POINT BEACH LLC NON QUALIFIED DECOMMISSIONI NT BEACH NUCLEAR PLA	9.142	9.142
919 NFS LIMITED	21.537	21.537
918 NFS LIMITED	151.900	151.900
1873 NIF I ALLIANZ BERNSTEIN	542.622	542.622
1331 NINE MILE POINT NDT QUALIFIED PARTNERSHIP	4.900	4.900
920 NN (L) INSTITUTIONAL FCP	7.400	7.400
921 NN (L) SICAV	6.300	6.300
1530 NORDEA 1 SICAV	1.483.247	1.483.247
922 NORDEA DONATIONSMEDELSFOND	11.829	11.829
923 NORDEA EUROPEAN PASSIVE FUND	9.631	9.631
924 NORDEA GLOBAL PASSIVE FUND	22.260	22.260
1332 NORGES BANK	204.723	204.723
1334 NORTH DAKOTA STATE INVESTMENT BOARD.	19.900	19.900
1333 NORTH DAKOTA STATE INVESTMENT BOARD.	170.287	170.287
1335 NORTHERN FUNDS - INTERNATIONAL EQUITY INDEX FUND	207.130	207.130
1336 NORTHERN TRUST GLOBAL INVESTMENTS COLLECTIVE FUNDS TRUST	140.756	140.756
1337 NORTHERN TRUST GLOBAL INVESTMENTS COLLECTIVE FUNDS TRUST	229.656	229.656
1338 NORTHERN TRUST GLOBAL INVESTMENTS COLLECTIVE FUNDS TRUST	1.070.597	1.070.597
1342 NORTHERN TRUST UCITS COMMON CONTRACTUAL FUND	4.073	4.073
1344 NORTHERN TRUST UCITS COMMON CONTRACTUAL FUND	7.379	7.379
1341 NORTHERN TRUST UCITS COMMON CONTRACTUAL FUND	10.047	10.047
1340 NORTHERN TRUST UCITS COMMON CONTRACTUAL FUND	56.134	56.134
1343 NORTHERN TRUST UCITS COMMON CONTRACTUAL FUND	120.772	120.772
1339 NORTHERN TRUST UCITS COMMON CONTRACTUAL FUND	126.317	126.317

Mediobanca S.p.A.

Assemblea ordinaria e straordinaria

28 ottobre 2021

Esito della votazione sul punto 4
dell'ordine del giorno

SCHEDA NOMINATIVO

	NUMERO DI AZIONI	
	TOTALE	CON DIRITTO DI VOTO
1345 NORTHERN TRUST UCITS FGR FUND	103.413	103.413
311 NORTHROP GRUMMAN CORPORATION VEBA MASTER TRUST I	4.356	4.356
312 NORTHROP GRUMMAN PENSION MASTERTRUST	124.814	124.814
1346 NOVANT HEALTH INC.	32.200	32.200
1347 NS PARTNERS GLOBAL EQUITY FUND.	5.945	5.945
1348 NS PARTNERS INTERNATIONAL EQUITY FUND	40.843	40.843
1753 NSP MINNESOTA PRAIRIE 2 RETAIL QUALIFIED TRUST	4.949	4.949
1754 NSP MINNESOTA PRAIRIE I RETAIL QUALIFIED TRUST	4.008	4.008
1755 NSPMONTICELLO MINNESOTA RETAIL QUALIFIED TRUST	9.348	9.348
1349 NT WORLD GREEN TRANSITION INDEX FUND	583	583
1350 NTGI-QM COMMON DAILY ALL COUNTRY WORLD EX-US INVESTABLE MARKET INDEX FUND - NON	19.291	19.291
1351 NTGI-QM COMMON DAILY EAFE INDEX FUND - LENDING	33.415	33.415
1352 NTGI-QM COMMON DAILY EAFE INDEX FUND - NON LENDING	97.034	97.034
925 NVIT INTERNATIONAL INDEX FUND	72.175	72.175
1353 O'BRIEN FAMILY TRUST OF 2001 UAD 04/10/01 DENNIS O'BRIEN & GLORIA O'BRIEN TTEES	1.917	1.917
600 OFI FINANCIAL INVES-RS EURO EQ	63.105	63.105
1354 OMEGA FFIP LIMITED PARTNERSHIP.	1.859	1.859
926 ONEPATH GLOBAL SHARES - LARGE CAP (UNHEDGED) INDEXPOOL	60.483	60.483
314 ONTARIO POWER GENERATION INC .	61.664	61.664
315 ONTARIO POWER GENERATION INC .	122.568	122.568
316 OPENWORLD PUBLIC LIMITED COMPANY	766	766
1355 OPSEU PENSION PLAN TRUST FUND	46.846	46.846
1356 ORIZABA LP	14.048	14.048
1756 OVERSEAS FUND	24.720	24.720
1357 P3-EQ LLC	3.117	3.117
1757 PACIFIC GAS AND ELECTRIC COMPANY NUCLEAR FACILITIES QUALIFIE	12.265	12.265
1758 PANAGORA GROUP TRUST	6.293	6.293
1759 PENN SERIES DEVELOPED INTERNATIONAL INDEX FUND	3.828	3.828
927 PENSION INTERNATIONAL EQUITY TACTICAL SMART BETA MOTHER FUND	1.311	1.311
1760 PENSION RESERVES INVESTMENT TRUST FUND	112.800	112.800
320 PEOPLE S BANK OF CHINA	11.136	11.136
318 PEOPLE S BANK OF CHINA	81.511	81.511
317 PEOPLE S BANK OF CHINA	94.223	94.223
319 PEOPLE S BANK OF CHINA	115.787	115.787
321 PEOPLE'S BANK OF CHINA	7.897	7.897
1358 PERMANENT FUND INVESTMENTS LLC	17.113	17.113
929 PERTUBUHAN KESELAMATAN SOSIAL	11.555	11.555
928 PERTUBUHAN KESELAMATAN SOSIAL	21.640	21.640
601 PGIM ETF TRUST - PGIM QMA STRA	8.314	8.314
1761 PGIM QMA INTERNATIONAL DEVELOPED MARKETS INDEX FUND	2.856	2.856
930 PHILADELPHIA GAS WORKS PENSION PLAN	1.661	1.661
931 PICTET - QUEST EUROPE SUSTAINABLE EQUITIES	716.024	716.024
932 PICTET CH - GLOBAL EQUITIES	6.968	6.968
933 PICTET CH INSTITUTIONAL - EUROPEAN EX SWISS EQUITIES TRACKER	3.869	3.869
934 PICTET CH INSTITUTIONAL - EUROPEAN EX SWISS EQUITIES TRACKER	15.410	15.410
935 PICTET CH INSTITUTIONAL - EUROPEAN EX SWISS EQUITIES TRACKER EX SL	25.345	25.345
936 PICTET CH INSTITUTIONAL - WORLD EX SWISS EQUITIES TRACKER	7.441	7.441
937 PICTET CH INSTITUTIONAL - WORLD EX SWISS EQUITIES TRACKER US TE	7.441	7.441
938 PICTET CH INSTITUTIONAL-WORLD EX SWISS EQUITIES TRACKER US TE EX SL	3.745	3.745
939 PICTET-EUROLAND INDEX	49.845	49.845
940 PICTET-EUROPE INDEX	73.256	73.256

Mediobanca S.p.A.

Assemblea ordinaria e straordinaria

28 ottobre 2021

Esito della votazione sul punto 4
dell'ordine del giorno

SCHEDA NOMINATIVO

	NUMERO DI AZIONI	
	TOTALE	CON DIRITTO DI VOTO
941 PIR EQUITY AXA ASSICURAZIONI	60.000	60.000
943 PK CSG WORLD EQUITY CREDIT SUISSE FUNDS AG	3.836	3.836
942 PK CSG WORLD EQUITY CREDIT SUISSE FUNDS AG	10.035	10.035
1359 PLEIADES TRUST	29.039	29.039
1360 POINT72 LONDON INVESTMENTS LTD. C/O WALKERS CORPORATE LIMITED CAYMAN	183.217	183.217
1762 POOL REINSURANCE CO LTD	10.543	10.543
1361 PRAMERICA FLEXIBLE TRILOGY PRAMERICA SGR S.P.A.	4.215	4.215
1362 PRAMERICA SGR S.P.A. PRAMERICA MITO 50 (MULTIASSET ITALIAN OPPORTUNITIES 50)	92.066	92.066
1363 PRAMERICA SICAV - GLOBAL EQUITY	12.833	12.833
1364 PRAMERICA TR MEGATREND II PRAMERICA SGR S.P.A.	4.956	4.956
1365 PRAMERICA TR MEGATREND II PRAMERICA SGR S.P.A.	19.893	19.893
944 PRAXIS INTERNATIONAL INDEX FUND	29.677	29.677
1366 PREMIER MITON EUROPEAN EQUITY INCOME FUND	11.272	11.272
1367 PRESBYTERIAN CHURCH (USA) FOUNDATION	12.906	12.906
945 PREVOYANCE NE FUND PREVOYANCE NE GLOBAL ASSETS CREDIT SUISSE FUNDS AG	5.433	5.433
322 PRINCIPAL EXCHANGE-TRADED FUNDS-PRINCIPAL INTERNATIONAL ADAPTIVE MULTI-FACTOR ET	4.554	4.554
1763 PRINCIPAL FUNDS INC GLOBAL DIVERSIFIED INCOME FUND	173.309	173.309
324 PRINCIPAL GLOBAL INVESTORS COLLECTIVE INVESTMENT TRUST	135.474	135.474
323 PRINCIPAL GLOBAL INVESTORS COLLECTIVE INVESTMENT TRUST	5.136.501	5.136.501
325 PRINCIPAL INTERNATIONAL MULTIFACTOR ETF	4.729	4.729
327 PRINCIPAL LIFE INSURANCE COMPANY	1.106.549	1.106.549
326 PRINCIPAL LIFE INSURANCE COMPANY	2.096.002	2.096.002
1368 PRINCIPAL MPF EUROPEAN EQUITY FUND	95.315	95.315
1370 PRINCIPAL TRUST COMPANY ASIA LIMITED	16.463	16.463
1369 PRINCIPAL TRUST COMPANY ASIA LIMITED	328.120	328.120
1764 PRINCIPAL VARIABLE CONTRACTS FUNDS INC DIVERSIFIED INTE	200.279	200.279
1371 PRIVATE CLIENT GLOBAL EQUITY PORTFOLIO	767.672	767.672
1874 PRIVILEGE - JP MORGAN PAN EUROPEAN FLEXIBLE EQUITY	26.743	26.743
1372 PRO-GEN INVESTMENTS LLC	411	411
946 PRUDENTIAL PENSIONS LIMITED	5.262	5.262
947 PRUDENTIAL PENSIONS LIMITED	6.738	6.738
329 PRUDENTIAL RETIREMENT INSURANCE ANNUITY COMPANY	24.981	24.981
328 PRUDENTIAL RETIREMENT INSURANCE ANNUITY COMPANY	52.700	52.700
330 PUBLIC AUTHORITY FOR SOCIAL INSURANCE	4.020	4.020
1765 PUBLIC EMPLOYEE RETIREMENT SYSTEM OF IDAHO	28.686	28.686
1373 PUBLIC EMPLOYEES RETIREMENT ASSOCIATION OF COLORADO	159.524	159.524
1767 PUBLIC EMPLOYEES RETIREMENT ASSOCIATION OF NEW MEXICO	1	1
1766 PUBLIC EMPLOYEES RETIREMENT ASSOCIATION OF NEW MEXICO	199	199
1768 PUBLIC EMPLOYEES RETIREMENT SYSTEM OF MISSISSIPPI	1	1
1770 PUBLIC EMPLOYEES RETIREMENT SYSTEM OF MISSISSIPPI	2.003	2.003
1769 PUBLIC EMPLOYEES RETIREMENT SYSTEM OF MISSISSIPPI	175.928	175.928
1771 PUBLIC EMPLOYEES RETIREMENT SYSTEM OF NEVADA	164.819	164.819
1772 PUBLIC EMPLOYEES RETIREMENT SYSTEM OF NEVADA	169.230	169.230
1597 PUBLIC EMPLOYEES RETIREMENT SYSTEM OF OHIO	36.778	36.778
1598 PUBLIC EMPLOYEES RETIREMENT SYSTEM OF OHIO	46.627	46.627
1596 PUBLIC EMPLOYEES RETIREMENT SYSTEM OF OHIO	411.700	411.700
1374 PUBLIC SECTOR PENSION INVESTMENT BOARD	256	256
1375 PUBLIC SECTOR PENSION INVESTMENT BOARD	281.816	281.816
948 PUTM AUTHORISED CONTRACTUAL SCHEME - PUTM ACS EUROPEAN EX UK FUND	1.359.190	1.359.190
949 PUTM EUROPEAN UNIT TRUST	20.136	20.136
1377 QIC INTERNATIONAL EQUITIES FUND	4.400	4.400

Mediobanca S.p.A.

Assemblea ordinaria e straordinaria

28 ottobre 2021

Esito della votazione sul punto 4
dell'ordine del giorno

SCHEDA NOMINATIVO

	NUMERO DI AZIONI	
	TOTALE	CON DIRITTO DI VOTO
1376 QIC INTERNATIONAL EQUITIES FUND	11.991	11.991
1378 QIC LISTED EQUITIES FUND	19.948	19.948
1379 QSUPER	14.012	14.012
1773 QUALITY EDUCATION FUND	1.245	1.245
1928 QUERCUS	204.590	204.590
1380 R.E. GINNA NUCLEAR POWER PLANT QUALIFIED FUND	2.500	2.500
1774 RAYTHEON TECHNOLOGIES CORPORATION MASTER RETIREMENT TRUST	19.522	19.522
1381 RBC O'SHAUGHNESSY INTERNATIONAL EQUITY FUND	7.535	7.535
1382 RBC QUANT EAFE EQUITY LEADERS ETF	689	689
1383 RDM LIQUID LLC	24.005	24.005
950 REASSURE LIMITED	3.583	3.583
952 REASSURE LIMITED	16.464	16.464
951 REASSURE LIMITED	213.335	213.335
953 REED ELSEVIER PENSION SCHEME	84.425	84.425
331 REGIME DE RENTES DU MOUVEMENT DESJARDINS	5.276	5.276
332 RENAISSANCE GLOBAL EQUITY PRIVATE POOL	2.966	2.966
333 RENAISSANCE INTERNATIONAL EQUITY PRIVATE POOL	29.396	29.396
1929 RENDEMENT DIVERSIFIE M	17.489	17.489
334 RETAIL EMPLOYEES SUPERANNUATIONTRUST	21.763	21.763
1775 RETIREMENT BENEFITS INVESTMENT FUND	5.268	5.268
335 RHUMBLINE INTERNATIONAL POOLED INDEX TRUST	12.028	12.028
336 RHUMBLINE LOW CARBON INDEX FUNDLLC	16.579	16.579
1776 RIVER AND MERCANTILE GLOBAL HIGH ALPHA FUND	67.700	67.700
1599 ROBISON UNIT 2 QUALIFIED NUCLEAR DECOMMISSIONING FUND	3.063	3.063
337 ROCHE U.S. RETIREMENT PLANS MASTER TRUST	222.400	222.400
1930 ROPS EURO P	79.423	79.423
1931 ROPS-SMART INDEX EURO	76.211	76.211
1384 ROSEDENE LLC	3.861	3.861
338 ROYAL LONDON ASSET MANAGEMENT BOND FUNDS PLC	20.049	20.049
954 ROYAL LONDON EQUITY FUNDS ICVC	114.561	114.561
955 ROYAL LONDON EQUITY FUNDS ICVC	804.300	804.300
956 ROYAL LONDON GROUP PENSION SCHEME	240	240
4 RUBR. 10019 SERVIZIO ITALIA SPA	10.200.000	10.200.000
339 RUSSELL INVESTMENT COMPANY MULTIFACTOR INTERNATIONAL EQUITY FUND	23.764	23.764
340 RUSSELL INVESTMENT COMPANY TAXMANAGED INTERNATIONAL EQUITY FUND	19.127	19.127
341 RUSSELL INVESTMENTS LOW CARBON GLOBAL SHARES FUND	12.295	12.295
342 RUSSELL INVESTMENTS MULTIASSET FACTOR EXPOSURE FUND	27.252	27.252
343 RUSSELL INVESTMENTS MULTIFACTORINTERNATIONAL EQUITY POOL	3.111	3.111
1385 S. ROBSON WALTON 1999 CHILDRENS TRUST	1.415	1.415
1386 S. ROBSON WALTON 2009 GRAT NO. 4 ARTICLE II TRUST	767	767
1387 S. ROBSON WALTON 2010 TRUST	3.702	3.702
1493 S.M.I.L. SRL	622.650	622.650
957 SABADELL EUROACCION, FI	97.635	97.635
958 SABADELL EUROPA BOLSA, FI	144.200	144.200
959 SABADELL INVERSION ETICA Y SOLIDARIA, FI	23.433	23.433
960 SABADELL PLANIFICACION 25, FI	13.730	13.730
961 SABADELL PLANIFICACION 50, FI	4.058	4.058
344 SACRAMENTO COUNTY EMPLOYEES RETIREMENT SYSTEM	192.000	192.000
1932 SAKKARAH 7	25.998	25.998
1388 SALIX LLC	19.663	19.663
1389 SAMSUNG GLOBAL CORE EQUITY FUND	1.916	1.916

Mediobanca S.p.A.

Assemblea ordinaria e straordinaria

28 ottobre 2021

**Esito della votazione sul punto 4
dell'ordine del giorno**

SCHEDA NOMINATIVO

	NUMERO DI AZIONI	
	TOTALE	CON DIRITTO DI VOTO
1600 SAN DIEGO COUNTY EMPLOYEES RETIREMENT ASSOCIATION	5.854	5.854
1390 SANFORD C. BERNSTEIN & CO DBT INTERNATIONAL VALUE	88.447	88.447
1391 SANFORD C. BERNSTEIN AND CO DBT TAX MANAGED INTERNATIONAL BLEND SERIES	32.252	32.252
962 SANLAM UNIVERSAL FUNDS PLC	3.969	3.969
964 SAS TRUSTEE CORPORATION POOLED FUND	16.716	16.716
963 SAS TRUSTEE CORPORATION POOLED FUND	18.522	18.522
1777 SAUDI ARABIAN MONETARY AUTHORITY	1.927	1.927
965 SBC MASTER PENSION TRUST	13.479	13.479
966 SBC MASTER PENSION TRUST	24.844	24.844
1494 SCHEMATRENTATRE S.P.A.	18.625.029	18.625.029
967 SCHRODER INTERNATIONAL MULTI-CAP EQUITY TRUST	361.770	361.770
1531 SCHRODER INTERNATIONAL SELECTION FUND	419.271	419.271
968 SCHWAB FUNDAMENTAL INTERNATIONAL LARGE COMPANY INDEX FUND	44.067	44.067
345 SCHWAB FUNDAMENTAL INTERNATIONAL LARGE COMPANY INDEX ETF	221.395	221.395
346 SCHWAB INTERNATIONAL EQUITY ETF	936.771	936.771
969 SCHWAB INTERNATIONAL INDEX FUND	313.320	313.320
347 SCOTIA INTERNATIONAL EQUITY INDEX TRACKER ETF	5.132	5.132
348 SCOTTISH WIDOWS INVESTMENT SOLUTIONS FUNDS ICVC- EUROPEAN (EX UK) EQUITY FUND	102.671	102.671
1392 SDA INTL EQUITY INDEX FD-WORLD	17.567	17.567
970 SDK K3 FONDS	9.500	9.500
349 SEASONS SERIES TRUST SA MULTI-MANAGED INTERNATIONAL EQUITY PORTF	4.560	4.560
1875 SEEYOND EUROPE MARKET NEUTRAL	1.891	1.891
615 SEI GLOBAL MASTER FUND PLC	7.306	7.306
971 SEI INSTITUTIONAL INVESTMENTS TRUST - WORLD EQUITY EX-US FUND	2.784.930	2.784.930
350 SELFFINANCING POSTSECONDARY EDUCATION FUND	406	406
1778 SEMPRA ENERGY PENSION MASTER TRUST	13.594	13.594
1393 SENTINEL INTERNATIONAL TRUST	7.586	7.586
1495 SERECO RE S.A.	2.861.250	2.861.250
351 SERVICES GROUP OF AMERICA INC	26.036	26.036
1779 SEVENTH SWEDISH NATIONAL PENSION FUND AP7 EQUITY FUND	17.773	17.773
616 SG ACTIONS EURO SELECTION	430.233	430.233
617 SG ACTIONS EURO SMALL CAP	55.438	55.438
618 SG ACTIONS EUROPE LARGE CAP	242	242
619 SG ACTIONS MONDE	19.914	19.914
1601 SHELL CANADA 2007 PENSION PLAN	3.996	3.996
1602 SHELL CANADA 2007 PENSION PLAN 400	3.321	3.321
1603 SHELL NEDERLAND PENSIOENFONDS STICHTING	2.337	2.337
1781 SHELL PENSION TRUST	8.609	8.609
1780 SHELL PENSION TRUST	14.108	14.108
972 SHELL PENSIONS TRUST LIMITED AS TRUSTEE OF SHELL CONTRIBUTORY PENSION FUND	9.258	9.258
973 SHELL TRUST (BERMUDA) LIMITED AS TRUSTEE OF THE SHELL INTERNATIONAL PENSION FUND	3.085	3.085
974 SHELL TRUST (BERMUDA) LTD AS TRUSTEE OF THE SHELL OVERSEAS CONTRIBUTORY PENSION	5.274	5.274
1782 SHERIFFS PENSION AND RELIEF FUND	34.885	34.885
1394 SHIMODA HOLDINGS LLC	239	239
975 SHINKO GLOBAL EQUITY INDEX MOTHER FUND	225	225
976 SICAV GEFIP DYNAMIQUE	309.000	309.000
1783 SIEMENS BALANCED	13.493	13.493
1784 SIEMENS EMU EQUITIES	33.129	33.129
977 SIEMENS-FONDS SIEMENS-RENTE	107.145	107.145
620 SILVER AMUNDI EURO EQUITY	257.709	257.709
1395 SILVER GROWTH FUND LP	5.154	5.154

Mediobanca S.p.A.

Assemblea ordinaria e straordinaria

28 ottobre 2021

Esito della votazione sul punto 4
dell'ordine del giorno

SCHEDA NOMINATIVO

	NUMERO DI AZIONI	
	TOTALE	CON DIRITTO DI VOTO
978 SINGLE SELECT PLATFORM	212.407	212.407
1496 SINPAR - SOCIETA' DI INVESTIMENTI E PARTECIPAZIONI SPA	3.582.213	3.582.213
979 SIX CIRCLES INTERNATIONAL UNCONSTRAINED EQUITY FUND	113.168	113.168
980 SIX CIRCLES INTERNATIONAL UNCONSTRAINED EQUITY FUND	680.697	680.697
981 SIX CIRCLES MANAGED EQUITY PORTFOLIO INTERNATIONAL UNCONSTRAINED FUND	183.475	183.475
1396 SLW PORTFOLIO LLC	4.076	4.076
352 SMEAD INTERNATIONAL VALUE FUND LP	10.441	10.441
1397 SOCIALLY RESPONSIBLE DEVELOPED MARKETS FUNDAMENTAL INDEX CTF	729	729
622 SOGECAP ACTIONS - MID CAP	914.631	914.631
623 SOGECAP AP LOW CARBON	19.426	19.426
353 SOJECCI II LTEE	12.600	12.600
1785 SOUTHERN CALIFORNIA EDISON COMPANY NUCLEAR FACILITIES QUALI ONING MASTER TRUST	12.600	12.600
1497 SPAFID FIDUCIANTE N. 173500	269.850	269.850
1498 SPAFID FIDUCIANTE N. 178602	63.000	63.000
1499 SPAFID FIDUCIANTE N. 184417	257.000	257.000
1500 SPAFID FIDUCIANTE N. 184462	103.412	103.412
1501 SPAFID FIDUCIANTE N. 184607	1.175.000	1.175.000
1502 SPAFID FIDUCIANTE N. 184610	838.000	838.000
1503 SPAFID FIDUCIANTE N. 198104	71.596	71.596
1504 SPAFID FIDUCIANTE N. 198109	278.250	278.250
1505 SPAFID FIDUCIANTE N. 198114	41.418	41.418
1506 SPAFID FIDUCIANTE N. 205200	269.630	269.630
1507 SPAFID FIDUCIANTE N. 223600 - 223700	450.000	450.000
982 SPAFID SPA MF 184417	1.743.000	1.743.000
984 SPAFID SPA MF 184610	1.000.000	1.000.000
983 SPAFID SPA MF 184610	1.100.000	1.100.000
985 SPAFID SPA MF 198114	31.237	31.237
1398 SPARTAN GROUP TRUST FOR EMPLOYEE BENEFIT PLANS.	335.812	335.812
1786 SPARTAN INTERNATIONAL INDEX FUND	1.410.473	1.410.473
354 SPDR MSCI ACWI EXUS ETF	63.948	63.948
355 SPDR MSCI ACWI LOW CARBON TARGET ETF	1.562	1.562
356 SPDR MSCI EAFE FOSSIL FUEL RESERVES FREE ETF	9.551	9.551
357 SPDR MSCI EAFE STRATEGICFACTORSETF	20.001	20.001
358 SPDR MSCI WORLD QUALITY MIX FUND LEVEL 15	190	190
359 SPDR MSCI WORLD STRATEGICFACTORS ETF	987	987
360 SPDR PORTFOLIO DEVELOPED WORLD EXUS ETF	207.410	207.410
361 SPDR PORTFOLIO EUROPE ETF	15.279	15.279
362 SPDR SP WORLD EX AUSTRALIA FUND	2.157	2.157
986 SPP AKTIEFOND EUROPA	60.331	60.331
987 SPP AKTIEFOND GLOBAL	237	237
988 SPP EUROPA PLUS	633	633
989 SPP GENERATION 50-TAL	749	749
1399 SPRINT MASTER TRUST.	5.214	5.214
363 SSB FTSE RAFI DEVELOPED 1000 INDEX NONLENDING COMMON TRUST FUND	8.196	8.196
364 SSB MSCI ACWI EX USA IMI SCREENED NONLENDING COMMON TRUST FUND	10.043	10.043
365 SSB MSCI EUROPE SCREENED INDEX NONLENDING COMMON TRUST FUND	43.719	43.719
366 SSB MSCI ITALY INDEX SECURITIESLENDING COMMON TRUST FUND	515.076	515.076
367 SSGA MSCI ACWI EX-USA INDEX NON-LENDING DAILY TRUST	3.559	3.559
369 SSGA SPDR ETFS EUROPE I PUBLIC LIMITED COMPANY	13.384	13.384
368 SSGA SPDR ETFS EUROPE I PUBLIC LIMITED COMPANY	21.093	21.093
370 SSGA SPDR ETFS EUROPE I PUBLIC LIMITED COMPANY	30.511	30.511

Mediobanca S.p.A.

Assemblea ordinaria e straordinaria

28 ottobre 2021

**Esito della votazione sul punto 4
dell'ordine del giorno**

SCHEDA NOMINATIVO

	NUMERO DI AZIONI	
	TOTALE	CON DIRITTO DI VOTO
373 SSGA SPDR ETFS EUROPE II PUBLICLIMITED COMPANY	1.222	1.222
371 SSGA SPDR ETFS EUROPE II PUBLICLIMITED COMPANY	1.422	1.422
374 SSGA SPDR ETFS EUROPE II PUBLICLIMITED COMPANY	5.398	5.398
372 SSGA SPDR ETFS EUROPE II PUBLICLIMITED COMPANY	40.993	40.993
375 SST GLOB ADV TAX EXEMPT RETIREMENT PLANS	31.756	31.756
376 SST GLOB ADV TAX EXEMPT RETIREMENT PLANS	71.538	71.538
377 SST GLOB ADV TAX EXEMPT RETIREMENT PLANS	242.743	242.743
379 SST GLOB ADV TAX EXEMPT RETIREMENT PLANS	914.060	914.060
378 SST GLOB ADV TAX EXEMPT RETIREMENT PLANS	1.090.782	1.090.782
1787 STANDARD LIFE INVESTMENTS GLOBAL	25.377	25.377
1400 STANISLAUS COUNTY EMPLOYEES' RETIREMENT ASSOCIATION 832	21.003	21.003
1933 STAR PASTEUR	20.989	20.989
380 STATE OF ALASKA RETIREMENT AND BENEFITS PLANS	118.544	118.544
1401 STATE OF IDAHO ENDOWMENT FUND INVESTMENT BOARD	41.725	41.725
381 STATE OF MINNESOTA	243.476	243.476
382 STATE OF NEW JERSEY COMMON PENSION FUND D	332.096	332.096
990 STATE OF NEW MEXICO STATE INVESTMENT COUNCIL	20.500	20.500
991 STATE OF NEW MEXICO STATE INVESTMENT COUNCIL	32.312	32.312
992 STATE OF NEW MEXICO STATE INVESTMENT COUNCIL	389.100	389.100
1788 STATE OF WISCONSIN INVESTMENT BOARD	1	1
1789 STATE OF WISCONSIN INVESTMENT BOARD	1	1
1790 STATE OF WISCONSIN INVESTMENT BOARD	1	1
1791 STATE OF WISCONSIN INVESTMENT BOARD	1	1
1792 STATE OF WISCONSIN INVESTMENT BOARD	1	1
993 STATE OF WYOMING	28.691	28.691
383 STATE STREET CCF	9.261	9.261
1402 STATE STREET GLOBAL ADVISORS GROSS ROLL UP UNIT TRUST	17.685	17.685
385 STATE STREET GLOBAL ADVISORS LUXEMBOURG SICAV	2.402	2.402
384 STATE STREET GLOBAL ADVISORS LUXEMBOURG SICAV	3.892	3.892
390 STATE STREET GLOBAL ADVISORS LUXEMBOURG SICAV	8.022	8.022
387 STATE STREET GLOBAL ADVISORS LUXEMBOURG SICAV	48.766	48.766
389 STATE STREET GLOBAL ADVISORS LUXEMBOURG SICAV	58.402	58.402
388 STATE STREET GLOBAL ADVISORS LUXEMBOURG SICAV	62.780	62.780
386 STATE STREET GLOBAL ADVISORS LUXEMBOURG SICAV	78.009	78.009
391 STATE STREET GLOBAL ALL CAP EQUITY EXUS INDEX PORTFOLIO	77.174	77.174
392 STATE STREET GLOBAL INDEX PLUS TRUST	3.259	3.259
393 STATE STREET INTERNATIONAL DEVELOPED EQUITY INDEX PORTFOLIO	157.610	157.610
394 STATE STREET INTERNATIONAL EQUITIES INDEX TRUST LEVEL 15	13.838	13.838
396 STATE STREET IRELAND UNIT TRUST	587	587
395 STATE STREET IRELAND UNIT TRUST	7.476	7.476
397 STATE STREET TOTAL RETURN VIS FUND	8.321	8.321
398 STATE STREET WORLD ENHANCED SECURITIES LENDING COMMON TRUST FUND	25.079	25.079
1403 STATE TEACHERS RETIREMENT SYSTEM OF OHIO	1.457.550	1.457.550
994 STELLAR INSURANCE, LTD.	2.611	2.611
995 STERLING CAPITAL BEHAVIORAL INTERNATIONAL EQUITY FUND	67.550	67.550
1404 STEUART L. WALTON FAMILY TRUST UAD 3/19/13	1.446	1.446
1605 STEWARDSHIP FOUNDATION-WYRF4889002	1.119	1.119
996 STICHTING AHOLD DELHAIZE PENSIOEN	54.021	54.021
1405 STICHTING BEDRIJFSTAKPENSIOENFONDS VOOR DE DETAILHANDEL	186.371	186.371
1606 STICHTING BEDRIJFSTAKPENSIOENFONDS VOOR DE MEUBELI NDUSTRIE EN MEUBILERINGSBEC	51.086	51.086
1406 STICHTING BEDRIJFSTAKPENSIOENFONDS VOOR HET LEVENSMIDDELENBEDRIJF	20.113	20.113

Mediobanca S.p.A.

Assemblea ordinaria e straordinaria

28 ottobre 2021

**Esito della votazione sul punto 4
dell'ordine del giorno**

SCHEDA NOMINATIVO

	NUMERO DI AZIONI	
	TOTALE	CON DIRITTO DI VOTO
1407 STICHTING BEDRIJFSTAKPENSIOENFONDS VOOR HET SCHOONMAAK EN GL.	29.532	29.532
1409 STICHTING BLUE SKY LIQUID ASSET FUNDS	58.400	58.400
1609 STICHTING DEPOSITARY APG DEVELOPED MARKETS EQUITY POOL	31.146	31.146
1607 STICHTING DEPOSITARY APG DEVELOPED MARKETS EQUITY POOL	56.357	56.357
1608 STICHTING DEPOSITARY APG DEVELOPED MARKETS EQUITY POOL	325.572	325.572
1410 STICHTING HEINEKEN PENSIOENFONDS	13.362	13.362
399 STICHTING ING CDC PENSIOENFONDS	9.880	9.880
400 STICHTING NN CDC PENSIOENFONDS	1.730	1.730
1793 STICHTING PENSIOENFONDS HORECA AND CATERING	195.661	195.661
997 STICHTING PENSIOENFONDS MEDISCH SPECIALISTEN	459.980	459.980
1610 STICHTING PENSIOENFONDS NOTARIAAT	13.282	13.282
1413 STICHTING PENSIOENFONDS PGB	140.888	140.888
1412 STICHTING PENSIOENFONDS PGB	147.700	147.700
1414 STICHTING PENSIOENFONDS PGB	312.724	312.724
998 STICHTING PENSIOENFONDS PROVISUM	2.658	2.658
1794 STICHTING PENSIOENFONDS RAIL AND OPENBAAR VERVOER	15.489	15.489
1415 STICHTING PENSIOENFONDS SAGITTARIUS	16.543	16.543
1417 STICHTING PGGM DEPOSITARY	184.850	184.850
1416 STICHTING PGGM DEPOSITARY	200.331	200.331
401 STICHTING PHILIPS PENSIOENFONDS	39.860	39.860
999 STICHTING SHELL PENSIOENFONDS	2.361	2.361
1000 STOREBRAND LIVSFORSIKRING AS	5.139	5.139
1001 STRATEGIC INTERNATIONAL EQUITY FUND	24.160	24.160
1611 SUBSIDIZED SCHOOLS PROVIDENT FUND	6.404	6.404
1002 SUE ANN ARNALL	7.247	7.247
402 SUN CHEMICAL LIMITED PENSION SCHEME	1.810	1.810
403 SUNAMERICA SERIES TRUST - SA INTERNATIONAL INDEX PORTFOLIO	23.873	23.873
404 SUNAMERICA SERIES TRUST SA BLACKROCK VCP GLOBAL MULTI ASSET PORT	12.809	12.809
405 SUNAMERICA SERIES TRUST SA JPM DIVERSIFIED BALANCED PORTFOLIO	1.102	1.102
406 SUNSUPER SUPERANNUATION FUND	66.433	66.433
1418 SUPERANNUATION FUNDS MANAGEMENT CORPORATION OF SOUTH AUSTRAL	5.145	5.145
407 SYMMETRY LOW VOLATILITY FUND	1	1
1532 T. ROWE PRICE FUNDS SICAV	16	16
1003 T. ROWE PRICE INTERNATIONAL EQUITY INDEX FUND	27.943	27.943
1004 T. ROWE PRICE INTERNATIONAL EQUITY INDEX TRUST	24.505	24.505
1612 TACS NON US EQUITY CORE MARKET CONTINUOUS LLC	16.678	16.678
408 TAIWAN MST CUST FRANKLIN TEMPLETON SINOAM MULTIASSET INCOME	379	379
409 TALCOTT RESOLUTION LIFE INSURANCE COMPANY	5.659	5.659
410 TANGERINE BALANCED GROWTH PORTFOLIO	10.272	10.272
411 TANGERINE BALANCED INCOME PORTFOLIO	1.622	1.622
412 TANGERINE BALANCED PORTFOLIO	9.345	9.345
413 TANGERINE EQUITY GROWTH PORTFOLIO	13.032	13.032
1005 TCORPIM DEVELOPED MARKETS EQUITIES (HEDGED) FUND	14.027	14.027
1006 TCORPIM DEVELOPED MARKETS EQUITIES (SOVEREIGN INVESTOR - HEDGED) FUND	56.561	56.561
414 TD EMERALD INTERNATIONAL EQUITYINDEX FUND	138.301	138.301
415 TD EUROPEAN INDEX FUND .	3.912	3.912
416 TD INTERNATIONAL EQUITY INDEX ETF	33.571	33.571
417 TD MORNINGSTAR ESG INTERNATIONAL EQUITY INDEX ETF	1.247	1.247
420 TEACHER RETIREMENT SYSTEM OF TEXAS	116	116
419 TEACHER RETIREMENT SYSTEM OF TEXAS	346	346
418 TEACHER RETIREMENT SYSTEM OF TEXAS	920	920

Mediobanca S.p.A.

Assemblea ordinaria e straordinaria

28 ottobre 2021

Esito della votazione sul punto 4
dell'ordine del giorno

SCHEDA NOMINATIVO

	NUMERO DI AZIONI	
	TOTALE	CON DIRITTO DI VOTO
1007 TEACHERS RETIREMENT SYSTEM OF GEORGIA	405.747	405.747
1796 TEACHERS RETIREMENT SYSTEM OF LOUISIANA	1	1
1419 TEACHERS' RETIREMENT SYSTEM OF OKLAHOMA	194.646	194.646
422 TEACHERS' RETIREMENT SYSTEM OF THE STATE OF ILLINOIS	79.268	79.268
421 TEACHERS' RETIREMENT SYSTEM OF THE STATE OF ILLINOIS	540.200	540.200
1008 TELSTRA SUPERANNUATION SCHEME	20.368	20.368
1797 TEXAS EDUCATION AGCY	132.421	132.421
1798 TEXAS EDUCATION AGENCY	10.585	10.585
1799 THE AMERICAN UNIVERSITY IN CAIRO	5.616	5.616
423 THE ARROWSTREET COMMON CONTRACTUAL FUND	9.174	9.174
1420 THE AVI CHAI FOUNDATION	6.130	6.130
425 THE BANK OF KOREA	2.337	2.337
426 THE BANK OF KOREA	21.899	21.899
424 THE BANK OF KOREA	23.160	23.160
427 THE BANK OF KOREA	31.851	31.851
1614 THE BANK OF NEW YORK MELLON EMPLOYEE BENEFIT COLLECTIVE INV	50.497	50.497
1613 THE BANK OF NEW YORK MELLON EMPLOYEE BENEFIT COLLECTIVE INV	92.847	92.847
1615 THE BANK OF NEW YORK MELLON INTERNATIONAL LIMITED	948.405	948.405
1800 THE BANK OF NEW YORK MELLON INTERNATIONAL LIMITED AS TRUS PED WORLD FOSSIL FUEL	367	367
1009 THE BARCLAYS BANK UK RETIREMENT FUND	1.865	1.865
1421 THE BOARD OF THE PENSION PROTECTION FUND RENAISSANCE	5.447	5.447
1422 THE BOARD OF THE PENSION PROTECTION FUND RENAISSANCE	22.353	22.353
1423 THE CHERYL D DUFFIELD TRUST UAD 09/12/96 CHERYL D DUFFIELD TTEE	2.064	2.064
1424 THE DAVID A DUFFIELD TRUST UAD 07/14/88	4.414	4.414
1425 THE DFA INTERNATIONAL VALUE SERIESA	261.028	261.028
1426 THE ENDEAVOUR II FUND.	2.170	2.170
1616 THE HARTFORD RETIREMENT PLAN TRUST FOR US EMPLOYEES	3.966	3.966
1428 THE HEALTH FOUNDATION.	53.116	53.116
1429 THE HIGHCLERE INTERNATIONAL INVESTORS SMID FUND	2.115.562	2.115.562
1801 THE HKSAR GOVERNMENT SCHOLARSHIP FUND	347	347
1011 THE LABOUR UNION CO-OPERATIVE RETIREMENT FUND	3.252	3.252
1010 THE LABOUR UNION CO-OPERATIVE RETIREMENT FUND	7.481	7.481
428 THE MASTER TRUST BANK OF JAPAN LTD RE: HITACHI FOREIGN EQUITY INDEX MOTHER FUND	10.676	10.676
1012 THE MASTER TRUST BANK OF JAPAN LTD. RE: MANULIFE INTERNATIONAL EQUITY INDEX MOTHE	1.677	1.677
1013 THE MASTER TRUST BANK OF JAPAN, LTD. AS TRUSTEE FOR MTBJ400045828	346.037	346.037
1014 THE MASTER TRUST BANK OF JAPAN, LTD. AS TRUSTEE FOR MTBJ400045832	91.521	91.521
1015 THE MASTER TRUST BANK OF JAPAN, LTD. AS TRUSTEE FOR MTBJ400045872	235.686	235.686
1016 THE MASTER TRUST BANK OF JAPAN, LTD. AS TRUSTEE FOR ORGANIZATION FOR WORKERS' R	14.218	14.218
1018 THE MASTER TRUST BANK OF JAPAN, LTD. AS TRUSTEE FOR FEDERATION OF NATIONAL PUBLIC	12.375	12.375
1017 THE MASTER TRUST BANK OF JAPAN, LTD. AS TRUSTEE FOR FEDERATION OF NATIONAL PUBLIC	33.750	33.750
1019 THE MASTER TRUST BANK OF JAPAN, LTD. AS TRUSTEE FOR MTBJ400045829	790.757	790.757
1020 THE MASTER TRUST BANK OF JAPAN, LTD. AS TRUSTEE FOR MUTB400045792	288.453	288.453
1021 THE MASTER TRUST BANK OF JAPAN, LTD. AS TRUSTEE FOR MUTB400045794	1.394.561	1.394.561
1022 THE MASTER TRUST BANK OF JAPAN, LTD. AS TRUSTEE FOR MUTB400045795	478.779	478.779
1023 THE MASTER TRUST BANK OF JAPAN, LTD. AS TRUSTEE FOR NATIONAL PENSION FUND ASSOCI/	17.982	17.982
1024 THE MASTER TRUST BANK OF JAPAN, LTD. AS TRUSTEE FOR ORGANIZATION FOR WORKERS' RE	8.740	8.740
1025 THE MASTER TRUST BANK OF JAPAN, LTD. RE: MUTB400021492	18.080	18.080
1026 THE MASTER TRUST BANK OF JAPAN, LTD. RE: MUTB400021536	51.512	51.512
1027 THE MASTER TRUST BANK OF JAPAN, LTD. RE: NZAM EURO STOXX (JPY HEDGED) (PRIVATELY PI	79.717	79.717
1430 THE MEDICAL AND DENTAL DEFENCE UNION OF SCOTLAND	24.525	24.525
429 THE METHODIST HOSPITAL	81.600	81.600

Mediobanca S.p.A.

Assemblea ordinaria e straordinaria

28 ottobre 2021

**Esito della votazione sul punto 4
dell'ordine del giorno**

SCHEDA NOMINATIVO

	NUMERO DI AZIONI	
	TOTALE	CON DIRITTO DI VOTO
1431 THE MOTOROLA PENSION SCHEME	3.333	3.333
1617 THE NATURE CONSERVANCY WORLDWIDE OFFICE	253	253
1433 THE NOMURA TRUST AND BANKING CO LTD	2.222	2.222
1432 THE NOMURA TRUST AND BANKING CO LTD	20.050	20.050
1435 THE NORTHERN TRUST COMPANY SUB-ADVISED COLLECTIVE FUNDS TRUS	205.800	205.800
1434 THE NORTHERN TRUST COMPANY SUB-ADVISED COLLECTIVE FUNDS TRUS	630.300	630.300
1436 THE OTTERBEIN FAMILY TRUST UAD 09/28/07 VICTORIA OTTERBEIN & THOMAS OTTERBEIN TTEE	1.469	1.469
1437 THE PENSION BOARDS - UNITED CHURCH OF CHRIST INC.	3.231	3.231
431 THE PRUDENTIAL INSURANCE COMPANY OF AMERICA	2.945	2.945
430 THE PRUDENTIAL INSURANCE COMPANY OF AMERICA	20.783	20.783
434 THE REGENTS OF THE UNIVERSITY OF CALIFORNIA	6.700	6.700
433 THE REGENTS OF THE UNIVERSITY OF CALIFORNIA	19.040	19.040
435 THE REGENTS OF THE UNIVERSITY OF CALIFORNIA	57.157	57.157
436 THE REGENTS OF THE UNIVERSITY OF CALIFORNIA	108.966	108.966
432 THE REGENTS OF THE UNIVERSITY OF CALIFORNIA	319.353	319.353
1802 THE SEVENTH SWEDISH NATIONAL PENSION FUND AP 7 EQUITY FUN	1	1
1803 THE SEVENTH SWEDISH NATIONAL PENSION FUND AP 7 EQUITY FUND	1	1
1028 THE SOUTHERN COMPANY SYSTEM MASTER RETIREMENT TRUST	28.130	28.130
1804 THE STATE OF CONNECTICUT ACTING THROUGH ITS TREASURER	90.885	90.885
1618 THE TRUST FOR AGE UK FUNERAL PLANS	2.089	2.089
1438 THE TRUSTEES OF THE HENRY SMITH CHARITY	15.519	15.519
1619 THE UNIVERSITY COURT OF THE UNIVERSITY OF GLASGOW	5.666	5.666
437 THE WALT DISNEY COMPANY RETIREMENT PLAN MASTER TRUST	14.897	14.897
1439 THOMAS L. WALTON FAMILY TRUST UAD 03/19/13	6.064	6.064
1029 THRIFT SAVINGS PLAN	2.418.689	2.418.689
438 THRIVENT CORE INTERNATIONAL EQUITY FUND	285.431	285.431
439 THRIVENT GLOBAL STOCK FUND	228.374	228.374
440 THRIVENT GLOBAL STOCK PORTFOLIO	159.630	159.630
441 THRIVENT INTERNATIONAL ALLOCATION FUND	279.185	279.185
442 THRIVENT INTERNATIONAL ALLOCATION PORTFOLIO	577.611	577.611
443 THRIVENT INTERNATIONAL INDEX PORTFOLIO	5.871	5.871
1440 THYSSEN GLOBAL INVESTMENTS CORP	397	397
444 TIAACREF INTERNATIONAL EQUITY INDEX FUND	672.087	672.087
1621 TMI 2 SOLUTIONS TAX QUALIFIED NUCLEAR DECOMMISSIONING TRUST	2.231	2.231
1620 TMI 2 SOLUTIONS TAX QUALIFIED NUCLEAR DECOMMISSIONING TRUST	2.797	2.797
1938 TOSCO-FIN S.R.L.	300.000	300.000
1508 TOSCO-FIN S.R.L.	3.465.000	3.465.000
445 TOTAL INTERNATIONAL EX U.S. INDEX MASTER PORTFOLIO OF MASTER INV	40.061	40.061
446 TRANSAMERICA INTERNATIONAL EQUITY INDEX VP	2.679	2.679
447 TRANSAMERICA MORGAN STANLEY GLOBAL ALLOCATION VP	8.712	8.712
1805 TREASURER OF THE STATE OF NORTH CAROLINA EQUITY INVESTMENT	133.910	133.910
1441 TRINITY COLLEGE CAMBRIDGE	6.577	6.577
1030 TRUST & CUSTODY SERVICES BANK LTD AS TRUSTEE FOR PENSION INVESTMENT FUND TRUST	19.685	19.685
1031 TRUST & CUSTODY SERVICES BANK LTD AS TRUSTEE FOR PENSION INVESTMENT FUND TRUST	4.256	4.256
1032 TRUST & CUSTODY SERVICES BANK LTD AS TRUSTEE FOR PENSION INVESTMENT FUND TRUST	39.120	39.120
1033 TRUST & CUSTODY SERVICES BANK LTD AS TRUSTEE FOR PENSION INVESTMENT FUND TRUST	2.252	2.252
448 TRUST I AB GLOBAL DYNAMIC ALLOCATION PORTFOLIO	38.756	38.756
1034 TWO SIGMA ABSOLUTE RETURN-PORTFOLIO LLC EMEA TRADING	281.985	281.985
1035 TWU SUPERANNUATION FUND	1.994	1.994
1622 TXU GENERATION COMPANY LP QUAL NUCLEAR DECOMMISSIONING TRUS	1.878	1.878
449 UBS (IRL) ETF PLC - S&P 500 ESG UCITS ETF (ENGLISH)	268	268

Mediobanca S.p.A.

Assemblea ordinaria e straordinaria

28 ottobre 2021

**Esito della votazione sul punto 4
dell'ordine del giorno**

SCHEDA NOMINATIVO

	NUMERO DI AZIONI	
	TOTALE	CON DIRITTO DI VOTO
457 UBS (IRL) ETF PLC - S&P 500 ESG UCITS ETF (ENGLISH)	762	762
456 UBS (IRL) ETF PLC - S&P 500 ESG UCITS ETF (ENGLISH)	802	802
452 UBS (IRL) ETF PLC - S&P 500 ESG UCITS ETF (ENGLISH)	822	822
453 UBS (IRL) ETF PLC - S&P 500 ESG UCITS ETF (ENGLISH)	2.275	2.275
454 UBS (IRL) ETF PLC - S&P 500 ESG UCITS ETF (ENGLISH)	3.758	3.758
451 UBS (IRL) ETF PLC - S&P 500 ESG UCITS ETF (ENGLISH)	4.946	4.946
450 UBS (IRL) ETF PLC - S&P 500 ESG UCITS ETF (ENGLISH)	7.461	7.461
455 UBS (IRL) ETF PLC - S&P 500 ESG UCITS ETF (ENGLISH)	23.205	23.205
458 UBS (US) GROUP TRUST	42.195	42.195
1037 UBS ASSET MANAGEMENT LIFE LTD	2.738	2.738
1038 UBS ASSET MANAGEMENT LIFE LTD	9.515	9.515
1036 UBS ASSET MANAGEMENT LIFE LTD	10.870	10.870
1040 UBS ASSET MANAGEMENT LIFE LTD	28.658	28.658
1039 UBS ASSET MANAGEMENT LIFE LTD	28.867	28.867
1442 UBS COMMON CONTRACTUAL FUND	1.918	1.918
1041 UBS FTSE RAFI DEVELOPED 1000 INDEX FUND	18.120	18.120
459 UBS FUND MANAGEMENT (SWITZERLAND) AG ON BEHALF OF ZURICH INVESTINSTITUTIONAL FUND	33.049	33.049
1447 UBS FUND MANAGEMENT (SWITZERLAND) AG.	1.283	1.283
1444 UBS FUND MANAGEMENT (SWITZERLAND) AG.	3.550	3.550
1443 UBS FUND MANAGEMENT (SWITZERLAND) AG.	7.780	7.780
1445 UBS FUND MANAGEMENT (SWITZERLAND) AG.	8.700	8.700
1446 UBS FUND MANAGEMENT (SWITZERLAND) AG.	22.683	22.683
460 UBS IQ MSCI WORLD EX AUSTRALIA ETHICAL ETF	763	763
464 UBS LUX FUND SOLUTIONS	2.834	2.834
463 UBS LUX FUND SOLUTIONS	13.884	13.884
461 UBS LUX FUND SOLUTIONS	27.788	27.788
462 UBS LUX FUND SOLUTIONS	98.395	98.395
465 UBS LUX FUND SOLUTIONS	496.865	496.865
624 UF 6 A	67.855	67.855
1042 UI-FONDS BAV RBI AKTIEN	47.524	47.524
1934 UMR SELECT EUROPE R1	120.937	120.937
1448 UNIFIED ACCUMULATIVE PENSION FUND JOINT STOCK COMPANY	5.032	5.032
1043 UNIPOLSAI ASSICURAZIONI SPA	4.500.000	4.500.000
1044 UNIPOLSAI ASSICURAZIONI SPA	12.855.000	12.855.000
1806 UNITED CHURCH FUNDS INC	25.400	25.400
1449 UNITED NATIONS RELIEF AND WORKS AGENCY FOR PALESTINE REFUGEE	3.088	3.088
466 UNITED TECHNOLOGIES CORPORATIONEMPLOYEE SAVINGS PLAN MASTER TRU	79.171	79.171
468 UNIVERSAL INVESTMENT GESELLSCHAFT MBH FOR KFPT UNIVERSAL FONDS	3.485	3.485
467 UNIVERSAL INVESTMENT GESELLSCHAFT MBH FOR KFPT UNIVERSAL FONDS	23.223	23.223
1955 UNIVERSAL INVESTMENT GMBH	22.100	22.100
1046 UNIVERSAL INVESTMENT GMBH	25.358	25.358
1045 UNIVERSAL INVESTMENT GMBH	74.839	74.839
1956 UNIVERSAL INVESTMENT GMBH	119.562	119.562
1623 UNIVERSAL SHIPOWNERS MARINE INSURANCE ASSOCIATION LIMITED	2.552	2.552
1047 UNIVERSAL-INVESTMENT-GESELLSCHAFT MBH ON BEHALF OF BAYVK A1-FONDS	830.400	830.400
1048 UNIVERSAL-INVESTMENT-GESELLSCHAFT MBH ON BEHALF OF BAYVK A4-FONDS	109.677	109.677
1049 UNIVERSAL-INVESTMENT-GESELLSCHAFT MBH ON BEHALF OF BROCKEN-UI-FONDS	13.104	13.104
1050 UNIVERSAL-INVESTMENT-GESELLSCHAFT MBH ON BEHALF OF EPOTIF MASTERFONDS	31.961	31.961
469 UNIVERSALINVESTMENTGESELLSCHAFTMBH FOR PROUIFONDS SAA	55.509	55.509
470 UNIVERSALINVESTMENTGESELLSCHAFTMBH FOR UIFONDS AKTIEN WORLD ESG	3.049	3.049
1450 UNIVERSE THE CMI GLOBAL NETWORK FUND - CMI CONTINENTAL EURO	53.017	53.017

Mediobanca S.p.A.

Assemblea ordinaria e straordinaria

28 ottobre 2021

**Esito della votazione sul punto 4
dell'ordine del giorno**

SCHEDA NOMINATIVO

	NUMERO DI AZIONI	
	TOTALE	CON DIRITTO DI VOTO
1051 UNIVERSITIES SUPERANNUATION SCHEME	341.732	341.732
471 UNIVERSITY OF GUELPH	19.300	19.300
472 UNIVERSITY OF GUELPH FOREIGN PROPERTY TRUST	39.700	39.700
1451 UNIVEST.	100	100
1807 UPS GROUP TRUST	18.274	18.274
1808 UPS GROUP TRUST	35.663	35.663
473 US LEGACY INCOME COMMON TRUST FUND	79.771	79.771
1452 UTAH STATE RETIREMENT SYSTEMS	85.510	85.510
474 VALIC COMPANY I - INTERNATIONAL SOCIALLY RESPONSIBLE FUNDK	54.420	54.420
475 VALIC COMPANY I INTERNATIONAL EQUITIES INDEX FUND	59.535	59.535
476 VANGUARD DEVELOPED MARKETS INDEX FUND	4.700.670	4.700.670
477 VANGUARD ESG DEVELOPED WORLD ALL CAP EQ INDEX FND UK	5.784	5.784
1052 VANGUARD ESG INTERNATIONAL STOCK ETF	126.940	126.940
1053 VANGUARD ETHICALLY CONSCIOUS INTERNATIONAL SHARES INDEX FUND	27.390	27.390
1624 VANGUARD EUROPEAN STOCK INDEX FUND	1.487.429	1.487.429
1054 VANGUARD FIDUCIARY TRUST COMPANY EUROPEAN STOCK INDEX TRUST	24.591	24.591
1055 VANGUARD FIDUCIARY TRUST COMPANY INSTITUTIONAL TOTAL INTERNATIONAL STOCK MARK	426.919	426.919
1056 VANGUARD FIDUCIARY TRUST COMPANY INSTITUTIONAL TOTAL INTERNATIONAL STOCK MARK	3.123.318	3.123.318
1625 VANGUARD FTSE ALL WORLD EX US INDEX FUND	1.338.063	1.338.063
478 VANGUARD FTSE DEVELOPED ALL CAPEX NORTH AMERICA INDEX ETF	72.634	72.634
479 VANGUARD FTSE DEVELOPED EUROPE ALL CAP INDEX ETF	8.225	8.225
1058 VANGUARD FUNDS PUBLIC LIMITED COMPANY	1.496	1.496
1061 VANGUARD FUNDS PUBLIC LIMITED COMPANY	19.374	19.374
1057 VANGUARD FUNDS PUBLIC LIMITED COMPANY	44.785	44.785
1060 VANGUARD FUNDS PUBLIC LIMITED COMPANY	132.433	132.433
1062 VANGUARD FUNDS PUBLIC LIMITED COMPANY	160.493	160.493
1059 VANGUARD FUNDS PUBLIC LIMITED COMPANY	193.779	193.779
1063 VANGUARD GLOBAL VALUE EQUITY FUND	12.317	12.317
480 VANGUARD GLOBAL VALUE FACTOR ETF	12.126	12.126
1064 VANGUARD INTERNATIONAL SHARES INDEX FUND	186.785	186.785
1065 VANGUARD INTERNATIONAL SHARES SELECT EXCLUSIONS INDEX FUND	16.987	16.987
1068 VANGUARD INVESTMENT SERIES PUBLIC LIMITED COMPANY	30.387	30.387
1070 VANGUARD INVESTMENT SERIES PUBLIC LIMITED COMPANY	34.133	34.133
1067 VANGUARD INVESTMENT SERIES PUBLIC LIMITED COMPANY	136.025	136.025
1066 VANGUARD INVESTMENT SERIES PUBLIC LIMITED COMPANY	227.700	227.700
1069 VANGUARD INVESTMENT SERIES PUBLIC LIMITED COMPANY	288.599	288.599
1073 VANGUARD INVESTMENTS COMMON CONTRACTUAL FD-VANGUARD FTSE DEV EUR EX UK CCF	74.433	74.433
1071 VANGUARD INVESTMENTS COMMON CONTRACTUAL FD/VANG FTSE DEVELOPED WRLD CMMN C	17.841	17.841
1072 VANGUARD INVESTMENTS COMMON CONTRACTUAL FD/VANG FTSE DVLDP WRLD EX UK CMN C	12.008	12.008
481 VANGUARD INVESTMENTS FUNDS ICVC-VANGUARD FTSE DEVELOPED WOR LD EX - U.K. EQUITY	176.856	176.856
1074 VANGUARD INVESTMENTS II CCF - VANGUARD FTSE DEVELOPED WORLD II CCF	29.186	29.186
1076 VANGUARD INVESTMENTS II CCF-VANGUARD SRI FTSE DEVELOPED WORLD II CCF	19.764	19.764
1075 VANGUARD INVESTMENTS II CCF/VANGUARD SRI FTSE DEVELOPED EUROPE II CCF	23.063	23.063
1077 VANGUARD TOTAL INTERNATIONAL STOCK INDEX FUND	9.166.854	9.166.854
482 VANGUARD TOTAL WORLD STOCK INDEX FUND	311.849	311.849
1078 VANTAGETRUST III MASTER COLLECTIVE INVESTMENT FUNDS TRUST	22.275	22.275
1079 VARIABLE INSURANCE PRODUCTS FUND II: INTERNATIONAL INDEX PORTFOLIO	10.589	10.589
1453 VARIOPARTNER SICAV - 3-ALPHA GLOBAL QUALITY ACHIEVERS	31.406	31.406
1626 VEBA OF THE NONREP EE OF S CA ED CO	9.600	9.600
1809 VEBA PARTNERSHIP N L P	4.001	4.001
1935 VENDOME SELECTION EUR	230.000	230.000

Mediobanca S.p.A.

Assemblea ordinaria e straordinaria

28 ottobre 2021

**Esito della votazione sul punto 4
dell'ordine del giorno**

SCHEDA NOMINATIVO

	NUMERO DI AZIONI	
	TOTALE	CON DIRITTO DI VOTO
1454 VERDIPAPIRFONDET KLP AKSJEEUROPA INDEKS 1	373	373
1455 VERDIPAPIRFONDET KLP AKSJEGLOBAL INDEX 1	101.914	101.914
1080 VERDIPAPIRFONDET STOREBRAND GLOBAL INDEKS	5.863	5.863
1081 VERDIPAPIRFONDET STOREBRAND INDEKS ALLE MARKEDER	8.637	8.637
1082 VGV POOLFONDS PA1	19.593	19.593
483 VIF ICVC VANGUARD FTSE DEVELOPED EUROPE EXUK EQUITY INDEX FUND	349.669	349.669
484 VIF ICVC VANGUARD FTSE GLOBAL ALL CAP INDEX FUND	18.186	18.186
1936 VILLIERS ALTO	54.451	54.451
1810 VIRGINIA RETIREMENT SYSTEM	1	1
1811 VIRGINIA RETIREMENT SYSTEM	1	1
1812 VIRGINIA RETIREMENT SYSTEM	1	1
1456 VISION POOLED SUPERANNUATION TRUST	230.812	230.812
627 VITTORELLI MARCO	25.000	25.000
1509 VITTORIA ASSICURAZIONI S.P.A.	2.225.350	2.225.350
1458 VONTOBEL FUND (CH) - SUSTAINABLE GLOBAL EQUITY EX SWITZERLAN C/O VONTOBEL FONDS S	82.000	82.000
1459 VONTOBEL FUND (CH) - VESCORE GLOBAL EQUITY MULTI FACTOR C/O VONTOBEL FONDS SERV	313	313
1457 VONTOBEL FUND - VESCORE GLOBAL EQUITY MULTI FACTOR	842	842
1813 VOYA INTERNATIONAL INDEX PORTFOLIO	88.448	88.448
1460 WAM INVESTMENTS, LLC	639	639
486 WASHINGTON STATE INVESTMENT BOARD	6.761	6.761
487 WASHINGTON STATE INVESTMENT BOARD	192.592	192.592
485 WASHINGTON STATE INVESTMENT BOARD	783.333	783.333
1461 WAVERTON INVESTMENT FUNDS PLC - WAVERTON GLOBAL CORE EQUITY	69.536	69.536
628 WELLS FARGO (LUX) WORLDWIDE FU	3.168	3.168
488 WELLS FARGO BK DECL OF TRUST ESTABL INVEST FUNDS EMPLOYEE BEN TR	243.986	243.986
489 WELLS FARGO FACTOR ENHANCED INTERNATIONAL PORTFOLIO	64.017	64.017
1628 WESPATH FUNDS TRUST	1.761	1.761
1627 WESPATH FUNDS TRUST	3.043	3.043
1814 WESPATH FUNDS TRUST	25.256	25.256
1462 WEST VIRGINIA INVESTMENT MANAGEMENT BOARD	625.900	625.900
1083 WESTPAC WHOLESALE UNHEDGED INTERNATIONAL SHARE TRUST	85.598	85.598
1463 WHEELS COMMON INVESTMENT FUND TRUSTEES LIMITED	8.201	8.201
1464 WHIRLPOOL CORPORATION AND SUBSIDIARY EMPLOYEES RETIREMENT TRUST 200 N M	4.214	4.214
1084 WHOLESALE INTERNATIONAL CORE EQUITIES	1.555	1.555
1085 WHOLESALE INTERNATIONAL CORE EQUITIES (NZ HEDGED)	4.124	4.124
1086 WHOLESALE UNIT TRUST MSCI GLOBAL INDEX SHARE FUND	2.839	2.839
1815 WILMINGTON INTERNATIONAL FUND	36.670	36.670
490 WINDWISE MSCI EAFE INDEX NON-LENDING, FUND FOR EXEMPT ORG.	26.040	26.040
491 WISDOMTREE DYNAMIC CURRENCY HEDGED INTERNATIONAL EQUITY FUND	21.500	21.500
492 WISDOMTREE EUROPE HEDGED SMALLCAP EQUITY FUND	143.534	143.534
493 WISDOMTREE EUROPE QUALITY DIVIDEND GROWTH FUND	27.423	27.423
494 WISDOMTREE GLOBAL HIGH DIVIDENDFUND	3.533	3.533
495 WISDOMTREE INTERNATIONAL EQUITYFUND	81.362	81.362
496 WISDOMTREE INTERNATIONAL HIGH DIVIDEND FUND	38.940	38.940
497 WISDOMTREE INTERNATIONAL MIDCAPDIVIDEND	97.771	97.771
499 WISDOMTREE ISSUER ICAV	635	635
498 WISDOMTREE ISSUER ICAV	13.193	13.193
1087 WORLD ALPHA TILTS - ENHANCED FUND B	2.022	2.022
1088 WORLD TRADE ORGANIZATION PENSION PLAN	5.861	5.861
1089 WSSP INTERNATIONAL EQUITIES TRUST	45.624	45.624
1466 WYOMING RETIREMENT SYSTEM	1.680	1.680

Mediobanca S.p.A.

Assemblea ordinaria e straordinaria

28 ottobre 2021

Esito della votazione sul punto 4
dell'ordine del giorno

SCHEDA NOMINATIVO

	NUMERO DI AZIONI	
	TOTALE	CON DIRITTO DI VOTO
1465 WYOMING RETIREMENT SYSTEM	15.240	15.240
503 XTRACKERS	31	31
500 XTRACKERS	175	175
501 XTRACKERS	1.669	1.669
504 XTRACKERS	2.417	2.417
505 XTRACKERS	2.498	2.498
502 XTRACKERS	3.199	3.199
508 XTRACKERS (IE) PUBLIC LIMITED COMPANY	24	24
509 XTRACKERS (IE) PUBLIC LIMITED COMPANY	343	343
507 XTRACKERS (IE) PUBLIC LIMITED COMPANY	3.253	3.253
506 XTRACKERS (IE) PUBLIC LIMITED COMPANY	47.192	47.192
510 XTRACKERS (IE) PUBLIC LIMITED COMPANY	82.382	82.382
1816 XTRACKERS EUROZONE EQUITY ETF	357	357
1817 XTRACKERS FTSE DEVELOPED EX US COMPREHENSIVE FACTOR ETF	2.393	2.393
1818 XTRACKERS MSCI ALL WORLD EXEC US HEDGED EQUITY ETF	3.818	3.818
1819 XTRACKERS MSCI EAFE HEDGED EQUITY ETF	142.093	142.093
1820 XTRACKERS MSCI EUROPE HEDGED EQUITY ETF	33.072	33.072
1821 XTRACKERS MSCI EUROZONE HEDGED EQUITY ETF	1.473	1.473
1822 XTRACKERS MSCI KOKUSAI EQUITY ETF	7.554	7.554
513 ZURICH INVEST ICAV	13.074	13.074
512 ZURICH INVEST ICAV	13.274	13.274
511 ZURICH INVEST ICAV	82.676	82.676
1090 ZWITSERLEVEN INSTITUTIONELE BELEGGINGSFONDSEN - ZWITSERLEVEN DUURZAAM INDEX AA	71.511	71.511

Riepilogo favorevoli

TOTALE FAVOREVOLI	n°	452.378.039	Azioni	72,8469% del capitale partecipante al voto
di cui				
In proprio	n°	0	Azioni	0,0000% del capitale partecipante al voto
Per delega e rappresentanza	n°	452.378.039	Azioni	72,8469% del capitale partecipante al voto

Assemblea 2021

Domande Soci

(ai sensi dell'art. 127-ter del TUF)

Socio: Marco Bava

1. Visto che avete ritenuto di avvalervi dell'art.106 del DL.18/20 17 marzo 2020, n. 18, recante "Misure di potenziamento del Servizio sanitario nazionale e di sostegno economico per famiglie, lavoratori e imprese connesse all'emergenza epidemiologica da COVID-19", concernenti - in particolare - le modalità di intervento in Assemblea ed il conferimento di deleghe e/o subdeleghe al rappresentante designato ai sensi dell'art. 135-undecies del Testo Unico della Finanza , che ritengo anticostituzionale in quanto viola gli art.3 e 47 della Costituzione perche' discrimina gli azionisti delle societa' quotate in borsa in quanto non gli consente di intervenire in assemblea. Le premesse poste dall'art.106 del decreto "Cura Italia" sono anticostituzionali per la violazione dell'art.3 e 47 della Costituzione , uguaglianza fra i cittadini , e quindi per la partecipazione alle assemblee di tutti gli azionisti, al fine sia di votare ma soprattutto di intervenire, come e' garantito sia dall'art.47 della Costituzione sia dall'art.2372 cc. Le sedute parlamentari, i congressi e le lezioni universitarie si terranno con mezzi elettronici , perché le assemblee delle società quotate no ? il ruolo di controllo degli azionisti di minoranza ha e' stato confermato in molti crack finanziari, porche si vuole tappare la voce degli azionisti scomodi ? Per queste ragioni intendo citarvi in giudizio al fine di richiedere un risarcimento del danno immateriale , da devolvere in beneficenza per non aver potuto esercitare il mio diritto di partecipare all'assemblea anche perché:

- a) l'art.135-undecies del decreto legislativo 24.02.1998 n.58 non permette la non partecipazione degli azionisti alle assemblee;
- b) il punto 1 del 106 ammette ammette che in deroga a quanto previsto dagli art.2364 2 c, e 2478-bis l'assemblea ordinaria puo' essere convocata entro 180 gg dalla chiusura dell'esercizio;
- c) quindi non e' possibile , secondo il nostro ordinamento vietare per qualche ragione ragione la partecipazione dei soci, per cui basta farlo via internet;
- d) per cui essendo anticostituzionale l'art.106 del decreto utilizzato per negarmi l'intervento in assemblea attraverso la causa chidero' al giudice il ricorso incidentale alla Corte Costituzionale.

Perchè Conte e Draghi non hanno disposto per le società quotate l'assemblea obbligatoria online su piattaforma internet come sancisce lo stesso decreto per tutte le società di capitali, società cooperative e mutue assicuratrici, di prevedere con avviso di convocazione delle assemblee l'espressione del voto in via elettronica o per corrispondenza ed intervento all'assemblea mediante mezzi di telecomunicazione, anche laddove l'utilizzo di tale strumento non sia previsto negli statuti? È possibile prevedere che l'assemblea si svolga, anche esclusivamente, mediante mezzi di telecomunicazione che garantiscano l'identificazione dei partecipanti, la loro partecipazione e l'esercizio del diritto di voto come quelli usati per i consigli di amministrazione. Ma Conte lo ha evitato accuratamente di fare nonostante glielo avessi chiesto via pec prima dell'emanazione del provvedimento!

Se non la fanno le società quotate l'assemblea online chi la dovrebbe e potrebbe fare?

Ho sostenuto l'esame da dottore commercialista online e voi non potete fare un'assemblea?

Per di piu' ora che l'emergenza sanitaria e' finita perche' continuate a non voler tenere assemblee come prevede il codice?

chiedo che venga messa al voto l'azione di responsabilita' nei confronti del cda. Questa richiesta, ovviamente, non e' ai sensi dell'art.126 bis del Tuf ma dell'art.2393 cc.

La modalità di svolgimento dell'assemblea di Mediobanca - analoga a quella dello scorso anno - è conforme alla normativa vigente.

Non sussistono i presupposti per proporre e mettere ai voti l'azione di responsabilità, che risulta del tutto immotivata, in quanto difetta dei presupposti di legge per la sua proposizione.

2. I certificatori di bilancio fanno anche una consulenza fiscale?

No.

3. A quanto sono ammontati i fondi europei ricevuti?

Non abbiamo incassato fondi europei.

4. Mi potete confermare che l'accordo di consultazione di Mediobanca si riporta a circa il 10% del capitale, dopo la disdetta arrivata dai Benetton per il loro 2,1%, che avrà efficacia dal primo gennaio prossimo, grazie all'ingresso di Monge & C con l'1,09% e all'arrotondamento degli altri storici : Gavio è salito all' 1,25% (da 0,6%) e Lucchini allo 0,53% (da 0,38%). Inoltre Angelini e Vittoria Assicurazioni (Acutis) risultavano già saliti rispettivamente allo 0,45 e allo 0,25%?

5. Potete allegare al verbale i contenuti del patto di consultazione Mediobanca?

Si tratta delle informazioni rese note al mercato e disponibili nell'estratto pubblicato sul sito di Mediobanca e della Consob.

6. Alla prossima assemblea Generali Mediobanca si presenterà con 17,22% dei diritti di voto, dopo il prestito titoli effettuato il mese scorso con controparte Bnp Paribas. Come funziona questo prestito titoli quanto dura e quanto costa ? Come e' esercitabile il diritto di voto con o senza delega?

Per le informazioni sull'operazione rinviamo al comunicato stampa diffuso lo scorso 23 settembre 2021.

7. Come cambiano le vs strategie dopo il Covid?

Lo scorso giugno il Gruppo ha confermato la strategia di cui al piano industriale presentato a novembre 2019 ed i relativi target finanziari al 2023.

8. Avete avuto attacchi ai dati con richiesta di riscatti dagli hacker?

Abbiamo avuto un solo attacco informatico, ai danni di una controllata estera. L'incidente è stato gestito senza conseguenze e sono state seguite le procedure di notifica previste dalla normativa locale. Nessun riscatto è stato pagato.

9. Quanto avete investito in cybersecurity?

Nell'esercizio 2020-2021 i costi per sicurezza informatica e rafforzamento delle difese tecnologiche sono stati pari a circa € 6 milioni.

10. Avete adottato la ISO 37001 ed i Sistemi di Gestione Anti-Corruzione?

La redazione della normativa interna sull'anticorruzione tiene in considerazione i principi indicati nella norma ISO 37001, pur non avendo richiesto la certificazione.

11. Il Presidente crede nel paradiso?

Domanda non inerente ad alcuna materia all'ordine del giorno.

12. Sono state contestate multe internazionali?

No.

13. Sono state fatte operazioni di ping-pong sulle azioni proprie chiuse entro il 31.12 ? con quali risultati economici dove sono iscritti a bilancio?

Né Mediobanca né le società del Gruppo hanno fatto trading su azioni proprie. La loro movimentazione è riportata nella sezione 12 della nota integrativa (pagina 171). Nell'esercizio sono state assegnate 1.701.181 azioni proprie nell'ambito del piano di performance share. Per

ulteriori dettagli si rinvia ai comunicati presenti sul sito www.mediobanca.com nella sezione "corporate-governance/azionisti/azioni-proprie".

14.A chi bisogna rivolgersi per proporre l'acquisto di cioccolatini promozionali, brevetti , marchi e startup?

Domanda non inerente ad alcuna materia all'ordine del giorno.

15. Avete intenzione di realizzare iniziative in favore degli azionisti come i centri medici realizzati dalla Banca D'Alba?

No.

16.TIR: TASSO INTERNO DI REDDITIVITA' MEDIO e WACC = TASSO INTERESSI PASSIVI MEDIO PONDERATO ?

TIR: Tasso Interno di Rendimento; WACC: Costo medio ponderato del capitale.

17. Avete intenzione di certificarvi benefit corporation ed ISO 37001?

Allo stato, le certificazioni Benefit Corporation e ISO 37001 non rientrano tra gli obiettivi del Gruppo.

18. Avete intenzione di fare le assemblee anche via internet?

Per il momento no.

19.A quanto sono ammontati i fondi europei per la formazione e per cosa li avete usati?

Mediobanca non ha utilizzato fondi europei per la formazione. Le informazioni relative alla formazione erogata nel Gruppo sono disponibili a pagina 63 e ss. della Dichiarazione Non Finanziaria (capitolo 5.5.).

20. Avete in progetto nuove acquisizioni e/o cessioni?

Il riferimento resta il Piano reso pubblico nel novembre 2019.

21. Il gruppo ha cc in paesi ad alto rischio extra euro?

Per la gestione delle spese correnti dell'ufficio di rappresentazione a Teheran (la cui attività è attualmente interrotta), Mediobanca, nel pieno rispetto della normativa applicabile, ha conti correnti presso banche locali.

22. Avete intenzione di trasferire la sede legale in Olanda e quella fiscale in GB? Se lo avete fatto come pensate di comportarvi con l'uscita della GB dall'EU?

No.

23. Avete intenzione di proporre le modifiche statutarie che raddoppiano il voto?

No.

24. Avete call center all'estero ? se si dove, con quanti lavoratori, di chi e' la proprietà?

Al momento il Gruppo non utilizza call center all'estero.

25. Siete iscritti a Confindustria? se si quanto costa? avete intenzione di uscirne?

Non siamo iscritti.

26. Come e' variato l'indebitamento e per cosa?

Come riportato a pagina 16 del fascicolo di Bilancio individuale, l'aumento della raccolta da 46.3 a 52 miliardi è determinato da maggiore raccolta effettuata presso BCE (T-Liro da 5.7 a 7.4 miliardi) e maggiore raccolta da clientela Wealth (20.8 miliardi contro 16.5 miliardi), con una raccolta cartolare stabile (da 16.3 a 16,4 miliardi).

27. A quanto ammontano gli incentivi incassati come gruppo suddivisi per tipologia ed entità?

Non abbiamo incassato incentivi pubblici.

28. Da chi e' composto l'odv con nome cognome e quanto ci costa?

In coerenza con quanto indicato nelle Istruzioni di Vigilanza di Banca d'Italia (Circolare n. 285) le funzioni di Organismo di Vigilanza ex D. Lgs. 231/01 sono attribuite al Collegio Sindacale. Il compenso complessivo corrisposto ai sindaci e deliberato dall'Assemblea del 28.10.2020 già tiene conto dell'attribuzione al Collegio sindacale delle funzioni di Organismo di Vigilanza.

29. Quanto costa la sponsorizzazione il Meeting di Rimini di CI ed EXPO 2015 o altre? Per cosa e per quanto?

Come riportato anche nel Codice Etico, Mediobanca non effettua erogazioni liberali a movimenti o organizzazioni con fine politico. Non ne sono stati erogati neppure a sindacalisti o associazioni di consumatori.

30. Potete fornirmi l'elenco dei versamenti e dei crediti ai partiti, alle fondazioni politiche, ai politici italiani ed esteri?

Non sono stati effettuati versamenti della specie.

31. Avete fatto smaltimento irregolare di rifiuti tossici?

Il Gruppo non produce rifiuti tossici. Tutti i dettagli sulla gestione dei rifiuti sono disponibili alle pagine 137, 138 e 139 della Dichiarazione Consolidata di Carattere Non Finanziario 2020-2021 https://www.mediobanca.com/static/upload_new/dic/dichiarazione_non_finanziaria_2020-21.pdf

32. Qual è stato l'investimento nei titoli di stato, gdo, titoli strutturati?

La posizione della Banca è riportata a pagina 138 e seguenti del fascicolo di Bilancio individuale e nelle tabelle di nota intergrativa, con un dettaglio dei titoli di Stato alle pagine 206 e 207.

33. Quanto e' costato lo scorso esercizio il servizio titoli? E chi lo fa?

Il servizio titoli (tenuta libri strumenti finanziari e servizi connessi, compresa l'assistenza assembleare) è svolto dalla controllata Spafid; complessivamente per questi servizi Mediobanca corrisponde a Spafid un compenso di Euro 0,4 milioni annui.

34. Sono previste riduzioni di personale, ristrutturazioni? Delocalizzazioni?

No.

35. C'è un impegno di riacquisto di prodotti da clienti dopo un certo tempo? Come viene contabilizzato?

Tutti gli eventuali impegni di riacquisto vengono regolarmente contabilizzati.

36. Gli amministratori attuali e del passato sono indagati per reati ambientali, riciclaggio, autoriciclaggio o altri che riguardano la Società? Con quali possibili danni alla Società?

Non ci risultano indagini penali su Amministratori attuali o passati per reati ambientali o altri fatti che riguardano la società.

37. Ragioni e modalità di calcolo dell'indennità di fine mandato degli amministratori.

Per gli amministratori non sono previste indennità di fine mandato. Per gli amministratori dirigenti vale quanto indicato nella Politica di remunerazione (Capitolo 8: Politica in caso di cessazione dalla carica o risoluzione del rapporto di lavoro).

38. Chi fa la valutazione degli immobili? Quanti anni dura l'incarico?

Non risultano incarichi recenti di valutazione degli immobili del Gruppo.

39. Esiste una assicurazione D&O (garanzie offerte importi e sinistri coperti, soggetti attualmente coperti, quando è stata deliberata e da che organo, componente di fringe-benefit associato, con quale broker è stata stipulata e quali compagnie la sottoscrivono, scadenza ed effetto scissione su polizza) e quanto ci costa?

Il Gruppo Mediobanca ha in corso una Polizza di Responsabilità Civile (Polizza D&O) che assicura gli Amministratori, i Sindaci e i Dirigenti del Gruppo. La polizza attualmente in essere prevede un premio di € 450 mila ed è stipulata con primarie compagnie estere; è in fase di rinnovo, avendo scadenza annuale il 31 ottobre (cfr. punto 4 all'ordine del giorno dell'Assemblea ordinaria).

40. Sono state stipulate polizze a garanzia dei prospetti informativi (relativamente ai prestiti obbligazionari)?

No.

41. Quali sono gli importi per assicurazioni non finanziarie e previdenziali (differenziati per macroarea, differenziati per stabilimento industriale, quale struttura interna delibera e gestisce le polizze, broker utilizzato e compagnie)?

Esistono le consuete polizze di Gruppo per danni e responsabilità civile, i cui premi lordi ammontano a circa € 1,95 milioni, di cui circa €697 mila per Mediobanca. Nell'ambito dei benefits riconosciuti ai dipendenti figurano polizze per il personale (tra cui vita, infortuni e malattia), i cui premi lordi ammontano a circa € 8,9 milioni, di cui Mediobanca circa € 2 milioni. I broker utilizzati a livello di Gruppo sono AON e Fontana Rava Toscano & Partners.

42. Vorrei sapere Quale è l'utilizzo della liquidità (composizione ed evoluzione mensile, tassi attivi, tipologia strumenti, rischi di controparte, reddito finanziario ottenuto, politica di gestione, ragioni dell'incomprimibilità, quota destinata al TFR e quali vincoli, giuridico operativi, esistono sulla liquidità)

Il Gruppo detiene un'ampia liquidità che consente una gestione prudente dei flussi e il rispetto degli indicatori regolamentari (Liquidity Coverage Ratio e Net Stable Funding Ratio). Ulteriori dettagli sono forniti nella nota integrativa consolidata, in particolare nella sezione 1.4 – Rischio di Liquidità, della parte E, alle pagine 329 e seguenti.

43. Vorrei sapere quali sono gli investimenti previsti per le energie rinnovabili, come verranno finanziati ed in quanto tempo saranno recuperati tali investimenti.

Attualmente l'intero Gruppo Mediobanca utilizza in Italia energia elettrica proveniente da fonti rinnovabili, secondo quanto stabilito da un accordo quadro che prevede l'acquisto da CVA Energie, di energia certificata tramite "Garanzia di Origine". Anche l'energia elettrica utilizzata per il data center proviene da fornitura di energia elettrica da fonti 100% rinnovabili.

All'estero, le sedi di Londra, Parigi e Madrid utilizzano energia elettrica proveniente da fonti rinnovabili, così come le società Cairn Capital, Mediobanca International, Mediobanca Management Company e la sede di Milano di RAM. Inoltre, CMB Monaco ha ottenuto il certificato EGEO che attesta l'approvvigionamento di energia elettrica da fonti rinnovabili e l'etichetta e+ per i siti.

L'obiettivo relativo all'utilizzo di energie rinnovabili, inserito nel Piano Strategico 2019-2023 (94% a livello di Gruppo in tutto il mondo), è stato già raggiunto.

Maggiori dettagli si trovano nella sezione "Ambiente" della Dichiarazione Consolidata di Carattere Non Finanziario 2020-2021

https://www.mediobanca.com/static/upload_new/dic/dichiarazione_non_finanziaria_2020-21.pdf

44. Vi è stata retrocessione in Italia/estero di investimenti pubblicitari/sponsorizzazioni?

No.

45. Come viene rispettata la normativa sul lavoro dei minori?

Il personale del Gruppo non include minori di età.

46. È fatta o è prevista la certificazione etica SA8000 ENAS?

Non rientra fra gli obiettivi di breve termine.

47. Finziamo l'industria degli armamenti?

Abbiamo un'esposizione marginale verso clienti non operanti in via esclusiva nel settore degli armamenti (es. tecnologie, cantieristica). Il Gruppo ha recentemente aggiornato la Politica ESG di Gruppo che prevede espressamente l'esclusione da investimenti/finanziamenti di soggetti che producono armi che violano i fondamentali principi umanitari e adotta linee guida specifiche per il settore della difesa. Ulteriori dettagli sono riportati nel paragrafo "Difesa e Armamenti" a pag. 42 della Politica ESG di Gruppo https://www.mediobanca.com/static/upload_new/pol/politica-esg.pdf

48. Vorrei conoscere posizione finanziaria netta di gruppo alla data dell'assemblea con tassi medi attivi e passivi storici.

Si rinvia al Comunicato stampa che verrà reso pubblico il prossimo 27 ottobre in occasione dell'approvazione della trimestrale.

49. A quanto sono ammontate le multe Consob, Borsa ecc di quale ammontare e per cosa?

Non sono state comminate sanzioni pecuniarie né da Consob, né da Borsa Italiana.

50. Vi sono state imposte non pagate? Se sì a quanto ammontano? Gli interessi? Le sanzioni?

Relativamente alle vertenze verso l'Agenzia delle Entrate si rinvia a quanto indicato nella sezione B – Passivo alle pagg. 203-206 del fascicolo di Bilancio consolidato.

51. Vorrei conoscere: variazione partecipazioni rispetto alla relazione in discussione.

Si rinvia al Comunicato stampa che verrà reso pubblico il prossimo 27 ottobre in occasione dell'approvazione della trimestrale.

52. Vorrei conoscere ad oggi minusvalenze e plusvalenze titoli quotati in borsa all'ultima liquidazione borsistica disponibile.

Si rinvia al Comunicato stampa che verrà reso pubblico il prossimo 27 ottobre in occasione dell'approvazione della trimestrale.

53. Vorrei conoscere da inizio anno ad oggi l'andamento del fatturato per settore.

Si rinvia al Comunicato stampa che verrà reso pubblico il prossimo 27 ottobre in occasione dell'approvazione della trimestrale.

54. Vorrei conoscere ad oggi trading su azioni proprie e del gruppo effettuato anche per interposta società o persona sensi art.18 drp.30/86 in particolare se è stato fatto anche su azioni d'altre società, con intestazione a banca estera non tenuta a rivelare alla consob il nome del proprietario, con riporti sui titoli in portafoglio per un valore simbolico, con azioni in portage.

Cfr. domanda n. 13.

55. Vorrei conoscere prezzo di acquisto azioni proprie e data di ogni lotto, e scostamento % dal prezzo di borsa.

Cfr. domanda n. 13.

56. Vorrei conoscere nominativo dei primi 20 azionisti presenti in sala con le relative % di possesso, dei rappresentanti con la specifica del tipo di procura o delega.

57. Vorrei conoscere in particolare quali sono i fondi pensione azionisti e per quale quota?

Nessun azionista sarà presente in Assemblea. L'elenco degli azionisti che hanno conferito la delega al Rappresentante Designato sarà allegato al verbale assembleare.

58. Vorrei conoscere il nominativo dei giornalisti presenti in sala o che seguono l'assemblea attraverso il circuito chiuso delle testate che rappresentano e se fra essi ve ne sono che hanno rapporti di consulenza diretta ed indiretta con società del gruppo anche controllate e se comunque hanno ricevuto denaro o benefit direttamente o indirettamente da società controllate, collegate, controllanti. Qualora si risponda con "non e' pertinente", denuncio il fatto al collegio sindacale ai sensi dell'art.2408 cc.

Nessun giornalista parteciperà all'Assemblea o ne seguirà i lavori a distanza.

59. Vorrei conoscere come sono suddivise le spese pubblicitarie per gruppo editoriale, per valutare l'indice d'indipendenza? Vi sono stati versamenti a giornali o testate giornalistiche ed internet per studi e consulenze?

Le spese di pubblicità del Gruppo per l'esercizio chiuso al 30 giugno 2021 ammontano a 12 milioni totali di cui 3,4 milioni per la pubblicità on line.

60. Vorrei conoscere il numero dei soci iscritti a libro soci, e loro suddivisione in base a fasce significative di possesso azionario, e fra residenti in Italia ed all'estero.

CLASSI POSSESSO

Numero azionisti iscritti a Libro Soci n.		42.611		
	N azionisti	Italiani	Esteri	
1 - 499	15733	15454	279	
500 - 999	7176	7014	162	
1.000 - 4.999	13754	13187	567	
5.000 - 9.999	2274	1955	319	
10.000 e oltre	3674	1886	1788	
	42.611	39.496	3.115	

61. Vorrei conoscere sono esistiti nell'ambito del gruppo e della controllante e o collegate dirette o indirette rapporti di consulenza con il collegio sindacale e società di revisione o sua controllante. a quanto sono ammontati i rimborsi spese per entrambi?

I membri del Collegio Sindacale non hanno incarichi di consulenza con società del gruppo; gli incarichi alla società di revisione con società del Gruppo sono riepilogati alla pagina 326 del fascicolo di Bilancio individuale.

62. Vorrei conoscere se vi sono stati rapporti di finanziamento diretto o indiretto di sindacati, partiti o movimenti fondazioni politiche (come ad esempio italiani nel mondo), fondazioni ed associazioni di consumatori e/o azionisti nazionali o internazionali nell'ambito del gruppo anche attraverso il finanziamento di iniziative specifiche richieste direttamente?

Cfr. domanda n. 29.

63. Vorrei conoscere se vi sono tangenti pagate da fornitori ? e come funziona la retrocessione di fine anno all'ufficio acquisti e di quanto è?

L'unità Group Procurement presidia i processi d'acquisto a livello di Gruppo e supervisiona i contratti. Non riceve né commissioni né retrocessioni.

64. Vorrei conoscere se si sono pagate tangenti per entrare nei paesi emergenti in particolare Cina, Russia e India?

No.

65. Vorrei conoscere se si è incassato in nero?

No.

66. Vorrei conoscere se si è fatto insider trading?

No.

67. Vorrei conoscere se Vi sono dei dirigenti e/o amministratori che hanno interessenze in società' fornitrici? Amministratori o dirigenti possiedono direttamente o indirettamente quote di società' fornitrici?

No, stando alla nostra conoscenza, per quanto riguarda i dirigenti. Per gli Amministratori possono esserci rapporti sporadici con società di gruppi a loro collegabili, di importo limitato e in ogni caso assunti nel rispetto della procedura delle operazioni con parti correlate.

68. Quanto hanno guadagnato gli amministratori personalmente nelle operazioni straordinarie?

Per gli amministratori non sono previsti benefici variabili. Per i due amministratori dirigenti esecutivi la remunerazione variabile viene determinata secondo quanto stabilito dalla Politica di remunerazione (Capitolo 7 Struttura retributiva di particolari categorie di personale – paragrafo b) Amministratore Delegato e Direttore Generale di Mediobanca) e non prevede alcun collegamento con operazioni straordinarie.

69. Vorrei conoscere se totale erogazioni liberali del gruppo e per cosa ed a chi?

Relativamente all'esercizio 2020-2021, il contributo globale del Gruppo alla comunità ammonta a oltre €7,3 milioni.

Ulteriori dettagli sono riportati nel paragrafo 7.2 "Impatti e investimenti sulle comunità" della Dichiarazione Consolidata Non Finanziaria 2020-2021 (pp. 119-125) https://www.mediobanca.com/static/upload_new/dic/dichiarazione_non_finanziaria_2020-21.pdf

70. Vorrei conoscere se ci sono giudici fra consulenti diretti ed indiretti del gruppo quali sono stati i magistrati che hanno composto collegi arbitrali e qual'e' stato il loro compenso e come si chiamano ?

Non ve ne sono.

71. Vorrei conoscere se Vi sono cause in corso con varie antitrust?

Mediobanca non ha cause in corso con alcuna autorità antitrust.

72. Vorrei conoscere se vi sono cause penali in corso con indagini sui membri attuali e del passato del cda e o collegio sindacale per fatti che riguardano la società.

Non risultano cause penali in corso a carico di consiglieri e sindaci per fatti che riguardano Mediobanca.

73. Vorrei conoscere se a quanto ammontano i BOND emessi e con quale banca (CREDIT SUISSE FIRST BOSTON, GOLDMAN SACHS, MORGAN STANLEY E CITIGROUP, JP MORGAN, MERRILL LYNCH, BANK OF AMERICA, LEHMAN BROTHERS, DEUTSCHE BANK, BARCLAYS BANK, CANADIA IMPERIAL BANK OF COMMERCE –CIBC-)

Mediobanca colloca obbligazioni sul mercato dei capitali (investitori istituzionali) mediante piazzamenti privati (originati da MB stessa o da altre banche) o mediante offerte pubbliche in cui l'emittente nomina un sindacato di banche per ricoprire il ruolo di "Joint Lead Manager". Nel corso dell'esercizio 2020/2021, non ci si è avvalsi di nessuna delle banche

indicate per questa attività. Prestiti obbligazionari possono anche essere collocati presso il pubblico indistinto attraverso le reti delle principali banche italiane.

74. Vorrei conoscere dettaglio costo del venduto per ciascun settore.

Il costo del venduto è una misura tipica delle imprese industriali e difficilmente adattabile ad una Banca. A pagina 30 del fascicolo di Bilancio consolidato sono riportati i principali dati economici e patrimoniali per aree di attività.

75. Vorrei conoscere a quanto sono ammontate le spese per:

- **acquisizioni e cessioni di partecipazioni .**

La posizione delle partecipazioni, con eventuale loro movimentazione, è riportata nella sezione 3 della parte A.1 del bilancio consolidato, da pagina 111 a pagina 113.

- **risanamento ambientale**

Nell'esercizio 2020/2021 interventi di risanamento sono stati eseguiti su immobili collegati alle attività di leasing per un importo pari ad Euro 140.000 circa.

- **quali e per cosa sono stati fatti investimenti per la tutela ambientale?**

Le informazioni sono reperibili alle pagine nn 131 e 132 della Dichiarazione Consolidata di Carattere Non Finanziario 2020-2021.

76. Vorrei conoscere

- a. i benefici non monetari ed i bonus ed incentivi come vengono calcolati?**

Le informazioni richieste sono riportate a pagina 30 e ss. della "Relazione sulla Politica di remunerazione e sui compensi corrisposti", in particolare al capitolo 5 "Struttura della remunerazione", al capitolo 6 "Il sistema incentivante" e al capitolo 7 "Struttura retributiva di particolari categorie di personale".

- b. quanto sono variati mediamente nell'ultimo anno gli stipendi dei managers e degli AD illuminati , rispetto a quello degli impiegati e degli operai?**

Come indicato a pagina 90 della "Relazione sulla Politica di remunerazione e sui compensi corrisposti" e nella tabella sintetica alle pagine 96/97, il rapporto per il 2021 fra remunerazione totale lorda dell'Amministratore Delegato e remunerazione totale media lorda dei dipendenti del Gruppo è pari a circa 49 volte (vs. 37 del 2020 e 61 del 2019). Il costo lavoro di Gruppo è passato da 599 a 635 milioni (+6%).

- c. Vorrei conoscere rapporto fra costo medio dei dirigenti/e non.**

Nell'esercizio al 30 giugno 2021 il rapporto in Mediobanca tra costo medio delle figure dirigenziali e il restante personale è stato di circa 4 a 1.

- d. Vorrei conoscere numero dei dipendenti suddivisi per categoria, ci sono state cause per mobbing, per istigazione al suicidio, incidenti sul lavoro e con quali esiti? Personalmente non posso accettare il dogma della riduzione assoluta del personale.**

Il numero medio dei dipendenti suddivisi per categoria è a pagina 226 del fascicolo di Bilancio consolidato per il Gruppo e a pagina 184 del fascicolo di Bilancio individuale per Mediobanca. Al momento non sussistono contenziosi col personale per mobbing, istigazione al suicidio, incidenti sul lavoro.

- e. Quanti sono stati i dipendenti inviati in mobilità pre pensionamento e con quale età media.**

Le risorse del Gruppo che hanno beneficiato di incentivo all'esodo in base ad accordo sindacale per prepensionamento sono state 12.

77. Vorrei conoscere se si sono comperate opere d'arte? Da chi e per quale ammontare?

Non ne sono state acquistate.

78. Vorrei conoscere in quali settori si sono ridotti maggiormente i costi, esclusi i vs stipendi che sono in costante rapido aumento.

Alle pagine 46 e 47 del fascicolo di Bilancio consolidato sono riportati i dettagli e l'andamento dei costi di struttura del Gruppo, anche per business line.

79. Vorrei conoscere vi sono società di fatto controllate (sensi c.c) ma non indicate nel bilancio consolidato?

Non ve ne sono.

80. Vorrei conoscere chi sono i fornitori di gas del gruppo qual'e' il prezzo medio.

Il fornitore di riferimento di gas è A2A. Il costo medio di acquisto è stato di 0,2190 €/smc, escluse le accise e i costi dei servizi di rete.

81. Vorrei conoscere se sono consulenti ed a quanto ammontano le consulenze pagate a società facenti capo al dr. Bragiotti, Erede, Trevisan e Berger?

Non forniamo indicazioni su singoli nominativi.

82. Vorrei conoscere a quanto ammonta la % di quota italiana degli investimenti in ricerca e sviluppo?

Come riportato a pagine 73 del fascicolo di Bilancio consolidato l'attività di ricerca economica è svolta dall'Area Studi Mediobanca che ha assorbito le attività di R&S Spa. Il catalogo delle pubblicazioni comprende quelle di consolidata tradizione ("Le Principali Società Italiane", "Dati Cumulativi", "Le medie imprese industriali") e focus di economia industriale su base settoriale nei quali il mercato italiano è inquadrato nel contesto internazionale.

83. Vorrei conoscere i costi per le assemblee e per cosa ?

Cfr domande nn. 33) e 91).

84. Vorrei conoscere i costi per valori bollati

Per Mediobanca € 9.027,88 nell'es. 2020/21.

85. Vorrei conoscere la tracciabilità dei rifiuti tossici.

Cfr. domanda 31.

86. Quali auto hanno il Presidente e l'ad e quanto ci costano come dettaglio dei benefits riportati nella relazione sulla remunerazione?

Il Presidente e l'Amministratore Delegato hanno, al pari degli altri dirigenti, in dotazione un'auto aziendale con contratto di noleggio a lungo termine secondo la policy aziendale. Il valore del fringe benefit per l'esercizio 2020/2021 è stato rispettivamente di 2.828 Euro e 3.952 Euro.

87. Dettaglio per utilizzatore dei costi per uso o noleggio di elicotteri ed aerei Quanti sono gli elicotteri utilizzati di che marca e con quale costo orario ed utilizzati da chi?

Il Gruppo non ha velivoli di proprietà né contratti di noleggio e nell'esercizio 20/21 non ne sono stati utilizzati.

88. A quanto ammontano i crediti in sofferenza?

Come riportato a pagina 205 del fascicolo di Bilancio individuale, al 30 giugno 2021 le sofferenze lorde dell'Istituto sono pari a 10 milioni integralmente svalutate. Per il dato di Gruppo si rinvia alla pag 268 del fascicolo di Bilancio consolidato.

89. Ci sono stati contributi a sindacati e o sindacalisti se si a chi a che titolo e di quanto?

Non sono stati erogati contributi a sindacati e/o a sindacalisti.

90.C'e' e quanto costa l'anticipazione su cessione crediti %?

L'attività viene svolta dalla controllata MBFacta a condizioni di mercato.

91.C'è il preposto per il voto per delega e quanto costa? Se la risposta è: "Il relativo costo non è specificamente enucleabile in quanto rientra in un più ampio insieme di attività correlate all'assemblea degli azionisti." Oltre ad indicare gravi mancanze nel sistema di controllo , la denuncia al collegio sindacale ai sensi dell'art.2408 cc.

Mediobanca ha confermato lo Studio Legale Trevisan quale rappresentante designato per un compenso di € 11 mila.

92.A quanto ammontano gli investimenti in titoli pubblici ?

La posizione della Banca è riportata a pagina 138 e seguenti del fascicolo di Bilancio individuale e nelle tabelle di nota integrativa, con un dettaglio dei titoli di stato alle pagine 206 e 207.

93.Quanto è l'indebitamento INPS e con l'Agenzia delle Entrate?

Tutte le scadenze sono rispettate.

94.Se si fa il consolidato fiscale e a quanto ammonta e per quali aliquote?

Mediobanca adotta il consolidato fiscale (in qualità di consolidante) cui partecipano Compass Banca, SelmaBipiemme Leasing, MIS, CheBanca!, MBCredit Solutions e Spafid Connect. I rapporti tra consolidante e consolidate sono regolati da accordi bilaterali dove vengono disciplinati i flussi di cassa, gli scambi di informazioni e le responsabilità individuali nei confronti dell'Autorità fiscale. Si veda inoltre quanto riportato in tabella 21.2 "Riconciliazione tra onere fiscale teorico e onere fiscale effettivo di bilancio" della sezione 21 del conto economico a pagina 232 del bilancio consolidato.

95.Quanto e' il margine di contribuzione dello scorso esercizio?

Si rimanda al prospetto di conto economico riclassificato a pag. 15 del fascicolo di Bilancio Individuale.

Socio: Giorgio Marcon

- 1. Posso essere aggiornato sull'acquisto di BFI Indonesia? Che logica industriale esiste addentrarsi in mercati sconosciuti? Quanto investito sinora? Il ritorno dell'investimento a quando?**

L'ipotizzata acquisizione di una partecipazione in BFI Indonesia non è stata effettuata.

- 2. L'investimento in Burgo S.p.A. è a carico zero. La partecipazione era al 21,1%. Possiamo affermare che si è trattato di un investimento fallimentare? A quanto ammonta la perdita totale?**

L'investimento nel capitale resta prudenzialmente azzerato. La partecipazione si è diluita per effetto dell'aumento di capitale (eseguito nell'ottobre 2020) di Euro 70 milioni, riservato al Fondo QuattroR che ha valorizzato implicitamente il capitale post in circa Euro 110 milioni.

Nel corso del mese corrente il gruppo ha ceduto lo stabilimento di Verzuolo per Euro 360 milioni rispetto ad una posizione finanziaria netta al 31.12.2020 di circa Euro 450 milioni.

Mediobanca detiene inoltre nominali Euro 130 milioni di strumenti finanziari partecipativi su totali Euro 200 milioni.

- 3. Ci saranno aumenti di capitale per nuovi acquisizioni? L'ultimo aumento di capitale perfezionato nel lontano 1998.**

Al momento non si prevedono aumenti di capitale.

- 4. L'attuale composizione societaria, con l'uscita di Unicredit e Bollorè, potrebbe portare Mediobanca a ragionare su incrementi di business fatti per linee esterne? Sul mercato c'è Fineco ed anche Banca Generali. Delfin ha la forza di proporre nuove opportunità al management.**

Mediobanca è da anni impegnata ad accelerare la crescita dei propri business anche mediante operazioni di M&A, come previsto dal Piano 19/23. In questo filone si riconducono le operazioni di acquisizione del 50% di Banca Esperia per il rafforzamento della presenza nel Private Banking, di Cairn, RAM e Bybrook per l'asset management, l'acquisizione delle attività italiane di Barclays per il potenziamento di CheBanca!, la partnership con MMA per le attività di investmet banking in Francia. Eventuali ulteriori opportunità in tal senso potranno essere valutate qualora si manifestassero.

- 5. Mediobanca capitalizza in borsa ancora meno dei mezzi propri. Ad oggi è al 81% del pn. Dovrebbe essere maggiormente apprezzata dal mercato, curando clientela selezionata.**
- 6. Intesa San Paolo capitalizza il 76% dei mezzi propri ed il problematico Unicredit lo 0,44%. Unicredit vendendo la partecipazione in mediobanca ha rinunciato ai dividendi. Intesa San Paolo ora puo' relazionarsi meglio con Mediobanca stoppata prima da Unicredit. C'è già storia favorevole con l'acquisizione di UBI banca. Possiamo ipotizzare finalmente un nuovo corso? Nell'ottica della crescita dei volumi e della redditività?**

Mediobanca capitalizza a livelli più elevati dei competitor italiani ancorché leggermente sotto i mezzi propri. Si tratta di una situazione strutturale del settore bancario italiano.

- 7. RAM? Resto perplesso sul motivo dell'acquisizione della partecipazione. Dal sito della società rilevo scarse informazioni e poca trasparenza. Nessun dato economico finanziario patrimoniale. Solo perchè siamo in Svizzera? Si pubblicizzano con la "ricerca di alfa" ed anche con la "visione multiangolare delle inefficienze del mercato" mi spiegate di cosa si tratta?**
- 8. Posso conoscere quanto speso per la partecipazione in ram, quale criterio adottato? Sono fermo a 37,7 milioni per il marchio e un goodwill di 155 milioni. Ma è profittevole RAM?**

La partecipazione è stata acquistata nel febbraio 2018 nell'ambito dello sviluppo delle attività di Wealth management con un investimento di CHF 164,7 milioni. L'attività specifica della società ovvero la gestione di attività effettuata con approccio sistematico-quantitativo ha risentito negativamente – come altri competitor – di un andamento di mercato avverso che ha determinato una compressione di volumi gestiti e margini. Negli ultimi 15 mesi si sono registrati segnali di inversione di tendenza accompagnati da performance soddisfacenti.

In questo contesto l'avviamento pagato all'acquisizione è stato svalutato di complessivi CHF 123.7 milioni.

I dati di sintesi della società sono riportati a pag. 180 del fascicolo di bilancio consolidato.

- 9. Il listino AIM è in continuo incremento di nuove aziende quotate. Quante ne portate in borsa Mediobanca? Sono fermo a equita ed antares vision di tre anni fa. Temo che non si sia sviluppato convenientemente il financial advisor. Le aziende di medie dimensioni abbisognano operazioni di M&A, quotazioni, ipo, corporate finance.**

Negli ultimi anni Mediobanca ha effettuato uno sforzo considerevole per incrementare la quota di mercato quale financial advisor nel mondo delle aziende di medie dimensioni, con risultati evidenti già nel bilancio di quest'anno. Il potenziamento del team ha portato all'aumento della quota di mercato e del numero di operazioni di M&A e IPO realizzate negli ultimi 12 mesi. Questa attività si muove in grande sinergia con gli altri servizi all'imprenditore (wealth management in particolare).

Per ciò che concerne il listino AIM, Mediobanca ha accompagnato quest'anno Pharmedica nel passaggio da AIM a MTA. L'attività di IPO sul mercato AIM resta per il momento concentrata su operazioni di piccolissime dimensioni.

- 10. CheBanca! è operatore a prevalenza digitale, ha un cost/income esagerato. Sono fermo al 79,5%. Come si spiega? Nata nel 2008, a me sembra che non sia ancora decollata a dovere. Pochi gestori, pochi consulenti finanziari, poche filiali e pochi punti vendita.**

Nata nel 2008 con l'obiettivo prioritario di assicurare una parte del funding a Mediobanca si è poi progressivamente specializzata nella gestione di risparmi e investimenti della clientela affluent e premier, CheBanca! coniuga la forte vocazione digitale con una rete fisica in continua espansione che oggi conta 971 professionisti (gestori dipendenti e consulenti finanziari) che operano in oltre 200 filiali e uffici sul territorio e gestiscono €33mld di raccolta (+17% a/a). La traiettoria di costante riduzione dell'indice cost/income malgrado gli investimenti necessari al potenziamento della rete fisica e all'innovazione digitale, la forte crescita dei ricavi, la produttività commerciale e l'alta soddisfazione dei clienti testimoniano il valore e la sostenibilità del business.

- 11. Mi è capitato di visionare finanziamenti della controllata Compass con tasso sopra la soglia di usura.**

Non esiste un software con controlli in automatico il limite vigente tempo per tempo? O tutto e' fatto scientemente considerata la clientela, poco bancabile, importi limitati e basso rischio di contestazioni?

Compass si è da tempo dotata di procedure informatiche per il controllo automatico e continuativo delle soglie usura nelle differenti fasi di istruttoria del finanziamento (caricamento, delibera e liquidazione della pratica). Per effetto di tali presidi, non risulta tecnicamente possibile erogare finanziamenti in violazione della legge sull'usura.

- 12. Nel 2005 l'azione Mediobanca valeva sui 17 euro, ora siamo a 10 euro (meno 41%). Le entrate anno per anno sono stazionarie sui 3 miliardi ed il reddito netto, a parte il 2020, si attesta sempre sugli 800 milioni.**

Buona redditività, ma ROE attuale al 7%. Sembra vi sia capitale in eccesso. Se non vengono fatti investimenti si potrebbe aumentare la cedola da distribuire con obiettivo migliorare il ROE e la valorizzazione del titolo in borsa?

I prezzi del 2005 riflettevano situazioni macroeconomiche e regolamentari completamente diverse dalle attuali per tutte le banche quotate. Dal 2005, cioè negli ultimi 16 anni, si sono verificate 3 tra le peggiori crisi finanziarie di sempre: il fallimento di Lehman Brothers (2008), la crisi del debito sovrano (2012), la pandemia Covid-19; oggi abbiamo tassi di rendimento negativi. Negli ultimi 16 anni (dal 2005) Mediobanca: i) è l'unica banca italiana a non aver fatto aumenti di capitale (l'ultimo risale al 1998); ii) in termini di total shareholders return (che coniuga il rendimento dato dall'andamento del prezzo dell'azione ed il rendimento derivante dai dividendi) si colloca (su tutti gli orizzonti temporali) tra le migliori banche a livello europeo; iii) gli impieghi sono passati da 18 a 45 mld, è stata creata l'attività Wealth Management che

oggi conta 71mld di attività finanziarie, i ricavi sono passati da 1,2 a 2,6mld, è sempre stato distribuito dividendo (fatta eccezione per il 2013 e, per vincolo BCE, lo scorso anno), la redditività è salita all'attuale 10% (ROTE), il doppio del ROTE medio delle banche italiane (5%). Il dividendo è stato quest'anno portato a 0,66 euro per azione, che rappresenta la distribuzione in contanti del 70% degli utili della banca, livello tra i più alti in Europa e permesso da ECB grazie alla elevata capitalizzazione dell'Istituto.

13. Qual'è il costo medio del personale dipendente, compresi i dirigenti e senza conteggiare gli stessi?

Come richiesto dalla normativa, la remunerazione media lorda del personale del Gruppo è riportata nella tabella a pagina 97 della Relazione sulla remunerazione.

14. Apprezzo molto che, salvo errori, Mediobanca sia l'unica società quotata in borsa italiana che a fine dossier di bilancio espone, in quattro essenziali pagine, la sintesi degli andamenti di bilancio dalla sua costituzione: conto economico e stato patrimoniale. Scorrendo i dati si ha immediatamente la percezione se si è creato o distrutto valore.

Socio: Tommaso Marino

1. **Qual è attualmente il valore nominale del titolo azionario Mediobanca? Esso non è indicato o più semplicemente è stato soppresso? Secondo Mediobanca il valore nominale del titolo è sopprimibile o la legge prevede che al massimo esso non sia indicato?**

Il valore nominale delle azioni è stato eliminato nel contesto delle modifiche statutarie approvate dall'Assemblea del 28 ottobre 2020 per semplificare le operazioni sul capitale sociale.

2. **Complimenti al management e in primis al dott. Nagel, perché in pieno periodo di covid (1 novembre 2020 - 21 settembre 2021) a differenza delle altre emittenti, Mediobanca ha elargito ai suoi dirigenti, tra cui il summenzionato maggior beneficiario, ben 1.719.524 azioni proprie. Eppure il valore dell'azione in Borsa dal 2019 a tutt'oggi s'è mantenuto intorno a un massimo di circa 10 euro, con la conseguenza che non solo i soci si ritrovano tutt'altro che con un maggior valore azionario ma addirittura nello stesso periodo non hanno percepito alcun dividendo, mentre a manager e dirigenti di Mediobanca in questi anni non sono mancati lusinghieri incentivi. Ma non c'era un'esplicita raccomandazione della BCE ad evitare anche tali forme di remunerazioni?**
3. **Il dott. Nagel nel 2021 ha riportato emolumenti complessivi per E 4.171.694 con un aumento del 34% rispetto all'anno precedente ma nel 2019 era riuscito a superare i 5 milioni di euro. Com'è possibile che egli guadagni più del suo collega Messina di Intesa? Il dott. Nagel ha preso atto delle critiche del cav. Del Vecchio circa la sua consistente retribuzione? <https://www.startmag.it/economia/mediobanca-ecco-gli-stipendi-di-nagel-e-pagliaro-bocciati-da-del-vecchio/>**

La remunerazione variabile dell'Amministratore Delegato riflette il raggiungimento degli obiettivi quantitativi e qualitativi assegnati nell'ambito di scorecard individuali annuali approvate dal Consiglio. Gli obiettivi di performance per l'esercizio 2020/21 sono dettagliatamente descritti a pagina 88 e ss. della "Relazione sulla Politica di remunerazione e sui compensi corrisposti". Le scorecard dell'esercizio, definite lo scorso anno in un contesto di incertezza congiunturale dovuta a Covid 19, evidenziano il complessivo ampio superamento dei target assegnati, anche nella loro quantificazione massima (circa il 125% degli obiettivi quantitativi medio ponderati). Pur a fronte di risultati molto positivi il Consiglio di Amministrazione, su proposta del Comitato Remunerazioni, ha comunque tenuto conto della raccomandazione ECB di moderazione nella remunerazione variabile da assegnare alle risorse apicali limitando la remunerazione variabile al 100% di quella fissa.

Nello stesso periodo il dividendo unitario è salito del 40% alla luce di un utile netto ritornato in solo un anno sui livelli pre-covid.

4. **Come sono suddivisi i benefici non monetari del dott. Nagel, del Presidente e del Direttore Generale? Quante azioni Mediobanca posseggono ciascuno alla data delle risposte a domande pre-assembleari?**

Il dettaglio dei benefici non monetari, differenziato tra contributi e altri benefici (polizza sanitaria, altre polizze assicurative, auto aziendale) è riportato nominativamente nella tabella 1 a pagina 98 della "Relazione sulla Politica di remunerazione e sui compensi corrisposti". Il numero di azioni detenute al 30 giugno 2021 è pubblicato a pagina 105 del medesimo documento.

6. **"Il tribunale di Milano ha accolto tre ricorsi presentati da Movimento Consumatori e ha accertato la nullità delle clausole contrattuali utilizzate da Compass, Futuro e Agos fino al mese di aprile 2020 che regolano l'estinzione anticipata dei contratti di credito con i consumatori e che prevedono la non rimborsabilità di tutti i costi sostenuti. Il tribunale, con tre provvedimenti in via d'urgenza, in sede di reclamo, ha affermato l'applicabilità della sentenza Lexitor della Corte di giustizia dello scorso 11 settembre per tutti i contratti stipulati a partire da settembre 2010 e fino a dicembre 2019". Compass e Futuro sono state destinatarie di un'ordinanza del Tribunale di Milano, che accogliendo un reclamo del Movimento Consumatori, ha stabilito l'avviso a carico del Gruppo Mediobanca a numerosi**

clienti. Vorrei conoscere le modalità con cui abbiate dato avviso agli utenti interessati, se questi siano stati avvertiti tutti o in parte e in quanti casi ciò sia avvenuto con semplice mail ordinaria che, come noto, non ha valore legale.

Compass ha portato a termine gli adempimenti informativi richiesti mediante pubblicazione del dispositivo della sentenza sul sito internet, su quattro quotidiani a tiratura nazionale e comunicazione scritta ai clienti. La comunicazione ha riguardato circa 700.000 clienti (ossia la totalità del portafoglio interessato dal provvedimento), tramite l'area riservata del sito della Banca, e-mail, SMS e lettera.

- 7. Qualora in merito al punto che precede il Gruppo non riceva risposte da parte dei consumatori, Mediobanca gli manderà comunque il rimborso a domicilio? Nei rimborsi saranno compresi interessi e rivalutazione monetaria? Con quali modalità avverranno o sono avvenuti detti rimborsi?**

A seguito degli adempimenti informativi previsti dalle Ordinanze, Compass ha eseguito il rimborso su richiesta della clientela mediante bonifico.

- 8. In merito a tale pronuncia del Tribunale di Milano, il Collegio Sindacale non ha individuato responsabilità all'interno di Compass e Futuro o forse tale organo non si è occupato della vicenda? Vorrei sapere se e quando lo abbiate avvisato.**

Il Collegio Sindacale Compass Banca (Futuro è stata incorporata con efficacia dal 1° novembre 2020), anche mediante la partecipazione alle riunioni di Comitato Rischi e Consiglio di Amministrazione, è stato ed è costantemente informato e monitora con attenzione l'evoluzione della vicenda nell'ambito del quadro normativo e giurisprudenziale di riferimento. Il Collegio Sindacale di Mediobanca ha ricevuto informativa in occasione delle riunioni congiunte con il Comitato Rischi e di Consiglio di Amministrazione nonché dal Presidente del Collegio Sindacale di Compass Banca nell'ambito dei periodici incontri con i Presidenti dei Collegi Sindacali delle controllate.

- 9. Quanti utenti sono stati rimborsati a tutt'oggi?**

Sono stati eseguiti rimborsi a favore di circa 9000 clienti per un importo complessivo di circa € 4 milioni.

- 10. Allo stato qual è il valore di carico di Generali? Nel consolidato non lo si dice? E' un dato riservato?**

Il book value della partecipazione in Generali è indicato in diversi punti del fascicolo di bilancio consolidato: alle pagg. 36 e segg. della Relazione sulla Gestione e alle pagg. 169 e segg. Parte B – Attivo della Nota Integrativa consolidata. Al 30 giugno 2021 il valore di carico era pari a €18,07 per azione (3.663,1 milioni) che si confronta con una quotazione corrente (al 25 ottobre 2021) di €18,69 post stacco del dividendo straordinario di €0,46 liquidato lo scorso 18 ottobre.

- 12. Quante azioni si prevede di annullare entro l'anno corrente, in caso di approvazione della relativa delibera all'ordine del giorno?**

- 50. Approvando le relative delibere, quale numero complessivo di azioni saranno annullate e in quale data?**

Le decisioni saranno assunte successivamente all'approvazione della delibera da parte dell'Assemblea.

- 13. La vice presidente dott.ssa Comneno ricopre incarichi in via informale? Quali deleghe ha? Quanti e quali altri incarichi formali ricopre nell'ambito del Gruppo ed esterni ad esso?**

Nessun altro incarico né delega.

- 17. Dott. Nagel, ho la sensazione che con l'ultima presa di posizione del cav. Del Vecchio, condivisa dallo scrivente, le poltrone di alcuni dipendenti finora blindati nel CDA di Mediobanca, tra cui la Sua, comincino a scottare. E trovo sia anche ingiusto che, a differenza delle vostre retribuzioni in costante crescita, quest'anno il dividendo 2021 sia stato limitato a 0,66 cent. Infatti non v'è chi non s'accorga che i soci nel 2019 è stato erogato un**

dividendo di E 0,47 ma nulla costoro hanno ricevuto nel 2020. Quindi come spiega che nel 2020 siano migliorati solo i conti del personale dirigenziale, tra cui il Suo, invece che dei soci? Rammento che nel 2016 abbiamo distribuito un dividendo di E. 0,27 in presenza di un utile netto di circa 600 milioni, praticamente analogo ai risultati 2020.

Mediobanca non ha potuto distribuire dividendi a valere sull'esercizio 2019/2020 a seguito della Raccomandazione BCE del marzo 2020 che ne ha imposto il divieto alle Banche vigilate sino al 30 settembre 2021. In quell'esercizio, pur a fronte di utile consistente, la remunerazione variabile del personale chiave è scesa del 33% e quella di AD e DG del 53% rispetto all'esercizio precedente. In questa assemblea viene proposta la distribuzione di un dividendo (in contanti) per azione di €0.66, pari al 70% dell'utile netto consolidato.

- 18. Osservo altresì che probabilmente codesto CDA non abbia per niente le idee chiare sulle modalità di gestione della Banca. Lo scorso anno il CDA ha proposto e ottenuto una delega all'ADC per ben 5 anni, nonostante la notevole liquidità disponibile, ma ora ci proponete l'annullamento di quella delibera da voi tanto agognata. Mentre rammento che votai contro quella proposta, mi chiedo e domando se non vi siano autorità che l'abbiano messa in dubbio. O forse vi sono stati accordi in merito assunti nei confronti di grandi azionisti? Di sicuro nessun merito sarà dato mai al sottoscritto, per aver cercato di dissuadervi, anche a nome di altri consoci, con un intervento ad hoc riportato a verbale.**

Il Consiglio ha proposto la revoca della delega quinquennale attribuita dall'Assemblea del 28 ottobre scorso al Consiglio di Amministrazione, ai sensi dell'art. 2443 del codice civile, ad aumentare gratuitamente il capitale sociale al servizio di piani di performance share poiché ha deciso di passare ad un regime di delibere annuali.

- 19. Quante azioni abbiamo venduto e a chi, alla data delle risposte a domande pre-assembleari e per quali ragioni?**

Nell'esercizio sono state assegnate n. 1.701.181 azioni proprie (a favore del personale del Gruppo Mediobanca) in esecuzione di piani di compensi basati su strumenti finanziari approvati dalle precedenti assemblee.

- 20. Quali servizi ci fornisce AON? Quanto ci ha fatturato al 30 giugno 2021?**

AON presta servizi di brokeraggio assicurativo. Non diamo informazioni sui singoli nominativi.

- 21. Chi sono i pattisti che, allo stato, hanno aderito al patto di consultazione che entrerà in vigore nel 2022? Quali rispettive percentuali possiedono alla data delle risposte a domande pre-assembleari?**

Si tratta delle informazioni rese note al mercato e disponibili nell'estratto pubblicato sul sito di Mediobanca e della Consob.

- 22. Quali rapporti ci legano a BNP Paribas?**

I rapporti tra Mediobanca e il gruppo BNP Paribas sono unicamente finanziari e si riferiscono esclusivamente ad operazioni di tesoreria e derivati.

- 24. Da Repubblica del 13 ottobre 2021, con riferimento ai punti assembleari all'ordine del giorno: "Il placet di Iss comprende la politica di remunerazione dei manager, malgrado "il presidente Renato Pagliaro, ancora dirigente della società, ha un pacchetto che appare eccessivo rispetto agli standard di mercato". Pagliaro nel 2020-21 ha guadagnato 2,29 milioni". Il presidente Pagliaro, che se non sbaglio è contrario al posto fisso, ha rinunciato almeno a parte dei compensi, ahinoi!, fissi, da egli percepiti negli ultimi 10 anni?**

Il dott. Renato Pagliaro è stato nominato amministratore dalla scorsa Assemblea, tratto dalla lista del Consiglio uscente, essendo uno dei tre Dirigenti previsti dall'art. 15 comma 4 dello Statuto. Successivamente è stato nominato Presidente. La remunerazione è percepita in qualità di Dirigente ed è immutata da oltre un decennio. Lo scorso anno il Presidente, l'Amministratore Delegato e il Direttore Generale hanno rinunciato all'intero emolumento per la carica di Consigliere (€ 100 mila) e, come a suo tempo comunicato, hanno donato il 30% della remunerazione fissa ad Enti e ONLUS attivi nel contrasto all'emergenza sanitaria.

25. Dott. Nagel, anch'io, insieme a Lei e al CDA mi trovo d'accordo con il cav. Del Vecchio, il quale nel chiedere la cancellazione dello Statuto nella parte in cui obbliga gli azionisti a nominare 3 dirigenti del Gruppo con almeno 3 anni di esperienza, contesta come tale norma spinga il management ad auto-referenziarsi e a costringere qualunque presentatore di lista a proporre la nomina di 3 dirigenti interni al Gruppo, come se gli altri non fossero in grado di gestire la Banca. Come mai avete atteso la proposta di Delfin, la holding che fa capo al cav. Del Vecchio, per manifestare finalmente il vostro malcontento verso una normativa da voi ideata? Non è che essendoVi trovati spalle al muro, vi siate resi conto che sarebbe stata una partita persa cercare di prolungare il privilegio dell'inamovibilità? Ci venite a raccontare che avere dipendenti nel management sia un vantaggio per la Banca ma vorrei ricordare che Mediobanca è la sola a prevedere certe modalità di gestione: pensate che a sbagliare finora siano stati tutti gli altri?
31. Con riguardo al punto 3 relativamente alla modifica statutaria che impone a qualsiasi lista tre dirigenti di Mediobanca, la società afferma, tra l'altro: "Non si comprende inoltre l'urgenza di presentare una richiesta di modifica statutaria per il tramite dell'integrazione dell'ordine del giorno dell'assemblea di bilancio 2021 relativa alla composizione e nomina del Consiglio di Amministrazione che è stato eletto lo scorso anno e il cui rinnovo è previsto nel 2023, ossia tra ben due anni, posto che il socio stesso ha dichiarato che non "intende revocare l'attuale Consiglio di Amministrazione prima del termine del suo mandato". Dunque Mediobanca esclude la possibilità che il management possa dimettersi anche come potenziale conseguenza della bocciatura di una delle delibere all'esame dell'Assemblea? In tal caso non sarebbe forse utile avere a disposizione uno Statuto immediatamente applicabile quale conseguenza altamente probabile di Vs. dimissioni?
32. Siccome nella relazione di cui al punto 3, tra l'altro ci dite che "Riguardo alle singole proposte formulate da Delfin, quella avente ad oggetto l'eliminazione delle previsioni statutarie relative alla presenza in Consiglio degli Amministratori Dirigenti è condivisa dal Consiglio di Amministrazione. Essa riflette infatti gli orientamenti maturati dopo la scorsa Assemblea alla luce delle interlocuzioni intrattenute con proxy advisor e investitori istituzionali nell'ambito di un percorso volto a uniformare la governance della Banca a un framework diffuso nella best practice e ne era stata dunque prevista la calendarizzazione per l'Assemblea del 2022 in vista del rinnovo del Consiglio nel 2023". Ci fate i nomi delle società con le quali avevate mantenuto interlocuzioni circa gli orientamenti maturati in merito all'imposizione di 3 dirigenti all'Assemblea? E perché non ne avete mai dato notizia alla stampa e ai soci, mantenendo per voi la notizia dirompente? Vi sembrava trattarsi di una questione così secondaria e/o irrilevante?

La proposta di Delfin avente ad oggetto l'eliminazione delle previsioni statutarie relative alla presenza in Consiglio degli Amministratori Dirigenti è stata condivisa dal Consiglio di Amministrazione ed è oggetto di delibera dell'Assemblea. Essa riflette orientamenti maturati a seguito delle interlocuzioni intrattenute dopo la scorsa Assemblea con proxy advisor e investitori istituzionali, nell'ambito di un percorso volto a uniformare la governance della Banca a quelle degli altri istituti.

La modifica proposta non ha effetto sull'attuale composizione del Consiglio.

La prassi di prevedere la partecipazione di Dirigenti in Consiglio risale al 1982 ed è praticata da diverse società quotate (Prysmian, Brembo, etc.).

26. In questi ultimi anni avete prodotto sicuramente valore, ma in proporzione mi pare di capire mai per gli azionisti quanto per i dipendenti. A riguardo osservo come anche in questa occasione continuate a proporre una delibera che vi autorizzi all'acquisto di azioni proprie, finalizzata anche alla distribuzione di azioni tra i dipendenti. Come a dire che il lupo perde il pelo ma non il vizio. Non sarebbe il caso di far venir meno anche tale proposta, evitando con ciò un ulteriore conflitto d'interessi?

L'attribuzione di performance shares a dipendenti è espressamente richiesta dalla regolamentazione europea che prevede che una quota della remunerazione variabile sia costituita da strumenti equity, su orizzonte temporale pluriennale, assoggettata a condizioni di performance. Quanto alla creazione di valore per gli azionisti negli ultimi 3 anni il TSR è stato del 46%, tra i più alti del settore.

- 27. Perché oltre all'autorizzazione all'acquisto di azioni proprie, ne chiedete anche l'autorizzazione alla vendita? A che Vi serve la vendita? Soprattutto vorrei chiedere: a che vi serve la vendita fuori mercato?**

Il Programma di buyback si inquadra negli obiettivi del Piano Strategico 2019-23 in materia di dividendi e di utile per azione. Le azioni acquistate potranno essere utilizzate con la massima flessibilità, a seconda delle esigenze e delle opportunità che si manifesteranno nell'ambito di: i) eventuali operazioni di crescita esterna, ii) esecuzione di piani di compensi, esistenti e futuri, basati su strumenti finanziari a favore del personale del Gruppo, iii) vendita, sul mercato e "fuori mercato" (OTC) ovvero iv) annullate.

- 28. In quali casi e per cosa si è verificata la vendita di azioni fuori mercato nella storia di Mediobanca?**

Nell'esercizio non abbiamo venduto azioni proprie fuori mercato.

- 29. Ci dite da quali pattisti Mediobanca abbia acquistato azioni proprie, a che prezzo e per quale finalità?**

Nell'esercizio non abbiamo acquistato azioni proprie.

- 30. Con quali società d'assicurazione è assicurato il management? Se ne possono fare i nomi? Quanto ci costano le polizze annuali di dirigenti e manager?**

Il Gruppo Mediobanca ha in corso una Polizza di Responsabilità Civile (Polizza D&O) che assicura Amministratori, Sindaci e Dirigenti del Gruppo. La polizza attualmente in essere prevede un premio di € 450 k ed è stipulata con primarie compagnie estere; è in fase di rinnovo, avendo scadenza il prossimo 31 ottobre.

- 33. A quale prezzo è avvenuto il prestito titoli ottenuto da BNP - Paribas per fare guerra a Del Vecchio e Caltagirone in Generali? Cos'altro abbiamo ceduto in cambio a controparte quale prezzo complessivo del prestito?**

- 34. E perché Mediobanca ha omesso di notificare il mercato di chi le avesse prestato i titoli? Infatti abbiamo appreso il nome grazie a un articolo di Repubblica. Secondo Mediobanca tutto ciò non risponde a una strana forma di trasparenza verso il Mercato?**

- 35. Con riferimento al prezzo pattuito per il prestito titoli summenzionato, risponde al vero che questo varii sulla base anche del prezzo di borsa che Generali avrà mantenuto alla scadenza del termine suddetto? Non sarebbe il caso che rivelaste le modalità d'accordo tra le parti, anche per trasparenza nei confronti dei consoci Del Vecchio e Caltagirone, le cui parti farei a meno di prendere non fosse perchè hanno ragioni da vendere?**

Per le informazioni sull'operazione rinviamo al comunicato stampa diffuso lo scorso 23 settembre 2021.

- 36. E' normale che il Gruppo finanzia membri del patto di consultazione, che poi votino contro grandi soci quali del Vecchio e Caltagirone? Non si ravvede in ciò alcun conflitto d'interessi? Ci dite quante società facenti parte del Patto di Consultazione siano o siano state indebitate col Gruppo Mediobanca? Da Forbes del 15 ottobre '21: "Secondo indiscrezioni, "il patto potrebbe rafforzarsi ulteriormente da qui a fine anno". Potrebbero arrivare manifestazioni di interesse da soggetti esterni, mentre i soci già presenti "hanno la capienza per rafforzarsi ulteriormente". Inoltre c'è un forte appoggio esterno, di "comunanza di visioni e sostegno delle strategie", pari al 5%, di soci storicamente vicini al patto quali Unipol, Bolloré, Della Valle e Bertazzoni".**

Mediobanca finanzia le società operative di alcuni gruppi industriali aderenti all'accordo di consultazione, nel rispetto della normativa sui rapporti con parti correlate.

- 38. Nello scorso settembre indirizzavo una pec, oltre che al dott. Nagel, anche alla sig.ra Jessica Spina, investor Relator di Mediobanca. Nella comunicazione chiedevo, in prossimità dell'assemblea, di poter ricevere i bilanci delle controllate Compass Banca, CheBanca!, MediobancaSGR, Mediobanca Innovation Services e Mediobanca Securities? Non ho**

ricevuto niente. Come si concilia tale atteggiamento con quanto avete scritto nella Relazione sugli Assetti Societari? Mi permetto di ricordarvene alcuni passaggi che evidentemente nella concitazione di quest'autunno caldo dovete esservi dimenticati: "Mediobanca mantiene un dialogo continuativo e proattivo con i soci, gli investitori di titoli azionari e obbligazionari e con tutti gli altri operatori della comunità finanziaria nazionale e internazionale portatori di interesse. Il Gruppo attribuisce una importanza fondamentale alle relazioni con gli azionisti ed il mercato allo scopo di creare un'efficace e biunivoca comunicazione con la comunità finanziaria. La trasparenza, la diffusione non selettiva e la tempestività delle informazioni caratterizzano il rapporto tra Mediobanca, i suoi azionisti ed il mercato".

Le confermiamo che l'attenzione della Banca nei confronti dei soci è come da tradizione molto alta. Le Assemblee delle società controllate per l'approvazione dei bilanci si tengono nel corso del mese ottobre, in date precedenti a quella di Mediobanca; pertanto a settembre i bilanci non sono disponibili. Dal 1° ottobre sul sito di Mediobanca è disponibile il consolidato che include gli schemi di bilanci delle imprese del Gruppo (incluse le indirette).

39. Ci dite da chi siano composti i CDA delle controllate Compass Banca, CheBanca!, MediobancaSGR, Mediobanca Innovation Services e Mediobanca Securities e quali siano stati gli incentivi rispettivamente percepiti dal management?

Compass Banca: Massimo Bertolini, Valentino Ghelli, Romina Guglielmetti, Marco Pozzi, Fabio Salvati, Sveva Severi, Gian Luca Sichel.

CheBanca!: Massimo Bertolini, Valentino Ghelli, Vanessa Labérenne, Marco Nori, Stefano Parisse, Sveva Severi, , Gian Luca Sichel, Stefano Vincenzi, Francesco Saverio Vinci.

Mediobanca SGR: Francesco Saverio Vinci, Maurizio Carfagna, Emilio Claudio Franco, Pierpaolo Montana.

Mediobanca Innovation Services: Lorenzo Bassani, Massimo Bertolini, Angelo Brigatti, Alessandro Campanini, Vincenzo Capuano, Alessandro D'Agata, Luca Ingraio, Lorenza Pigozzi, Marco Pozzi.

MB Securities USA: Massimo Bertolini, Stefano Dova, Pierluigi Gastone.

I dirigenti del Gruppo non percepiscono compensi per le cariche ricoperte in società del Gruppo.

Al management delle controllate si applicano, in materia di remunerazione, le previsioni contenute nella Relazione sulla Politica di remunerazione del Gruppo, con particolare riferimento al capitolo 3 "Governance" – punto C) Applicazione al Gruppo Bancario, Capitolo 5 "Struttura della Remunerazione" e capitolo 7 , paragrafo F) Personale delle società controllate.

40. Da chi è composto il Consiglio di Amministrazione della nostra controllata Bipiemme Leasing?

Stefano Braschi, Angelo Brigatti, Giampiero Farina, Maria Teresa Iardella, Carlo Podda, Paolo Slavazza, Matteo Soccini, Paolo Veller Fornasa, Massimo Verdi.

42. Angelo Brigatti quali incarichi ricopre per il Gruppo Mediobanca?

Angelo Brigatti è Amministratore Delegato di SelmaBipiemme Leasing e Consigliere di Amministrazione di Mediobanca Innovation Services (MIS).

44. Il cliente che non si dichiara "politicamente esposto", subisce comunque controlli all'interno del Gruppo?

49. Quante ne sono risultate nel Gruppo?

Come previsto dalla normativa europea, i clienti vengono qualificati come PEP dalla Banca e sono soggetti a verifiche rafforzate in fase di on boarding ed in via continuativa con particolare riferimento alla cd. "source of wealth" e "source of funds".

45. Il Gruppo Mediobanca che tipo di rapporti ha con lo studio Bonelli - Erede - Pappalardo, di cui sembra servirsi anche il cav. Del Vecchio?

Non forniamo indicazioni su singoli nominativi.

47. Il dott. Nagel quale ruolo ricopre in Francia? Con quali deleghe?

Il dott. Nagel è il Presidente del Consiglio di Amministrazione della controllata Messier & Associates, senza alcuna delega operativa.

48. Potete declinarci le funzioni che il Gruppo considera al fine di determinare quali siano le persone "politicamente esposte"?

Mediobanca dispone di una Politica per il contrasto del riciclaggio e del finanziamento al terrorismo, i cui elementi essenziali sono riportati anche sul sito web dove sono riepilogati, in linea con la normativa europea, i criteri utilizzati per la qualifica di PEP.

51. L'annullamento di azioni Mediobanca preluderà a un aumento del loro valore di Borsa? Di quanto approssimativamente?

La riduzione delle azioni in circolazione comporta a parità di condizioni un aumento dell'utile e del patrimonio per azione (EPS e BVPS). A parità di multipli valutativi, in linea teorica, è ipotizzabile, ceteris paribus, un aumento del prezzo.

52. Qual è lo scopo dell'annullamento delle azioni Mediobanca? Atto che lo scrivente peraltro condivide e preferisce rispetto alle azioni gratuite elargite al management.

Come detto l'annullamento comporta un incremento dell'utile per azione e, teoricamente, un conseguente incremento del valore.

53. Ci dite ad oggi quante siano le azioni complessivamente elargite al management da quando il dott. Nagel è amministratore delegato? E quante ne possiede alla data dell'Assemblea?

54. Ci dite quante azioni complessivamente abbia ricevuto il dott. Bertolini nel periodo medesimo?

Il numero di azioni detenute dai componenti degli organi di amministrazione e di controllo e nel loro complesso dai dirigenti con responsabilità strategica al 30 giugno 2021 è pubblicato a pagina 105 della "Relazione sulla Politica di remunerazione e sui compensi corrisposti", mentre quelle in fase di assegnazione si trovano a pagina 103, Tabella 3A del medesimo documento. Ulteriori dettagli sono riportati a pagina 16 e ss. del Piano di performance shares (Tabella 1) secondo quanto previsto dalla normativa.

55. Da chi è composto il Consiglio di Amministrazione di Selma BPM? Chi ne è l'AD?

Cfr. precedenti domande 40 e 42.

56. Il Gruppo Mediobanca ha mai condizionato la stipula di polizze da parte della clientela, al rilascio di prestiti alla stessa? E' vero che a riguardo l'Antitrust ci ha multati e che inutilmente abbiamo presentato ricorso?

La sanzione Antitrust riguarda Compass per pratiche commerciali scorrette derivanti da un presunto abbinamento forzoso tra prodotti di finanziamento e prodotti assicurativi non correlati. Al riguardo il Gruppo ha sempre rigettato le accuse e adottato nel tempo, in assenza di un divieto di legge ad effettuare vendite abbinata, molteplici presidi per la tutela della clientela. A seguito del provvedimento la vendita abbinata è stata interrotta.

58. Quali membri del patto di consultazione sono indebitati col Gruppo Mediobanca? Quali sono gli ex membri a tutt'oggi indebitati?

Cfr. precedente domanda 36.

59. Vorrei conoscere le operazioni sospette segnalate dal Gruppo rispettivamente al 30 giugno 2020 e 2021.

95. Quante sono state le operazioni sospette di Gruppo?

Il Gruppo ha effettuato nel 2020 e 2021 il numero di segnalazioni di operazioni sospette richieste dalla normativa, anche interna, applicabile.

60. Quanti sono complessivamente gli appartenenti alle categorie protette assunti nel Gruppo al 30 giugno 2021? Quanti posti rimangono scoperti alla stessa data? Ci dite quanti quali, quanti e quali reparti del Gruppo siano stati incentivati a tali forme di assunzioni?

Al 30.06.2021 il Gruppo occupava in Italia 283 collaboratori appartenenti a categorie protette. I posti scoperti erano 8 (2 Disabili e 6 ex art 18 L. 68/99).

62. Chi nel Gruppo ha effettuato operazioni di minor rilevanza?

Le informazioni relative alle operazioni con parti correlate sono riportate alla pag. 265 e ss del bilancio individuale e alla pag 355 e ss di quello consolidato.

63. Quali società di fatto controlla il Gruppo?

Il gruppo non controlla società di fatto.

67. Attualmente chi sono i parlamentari in servizio nel Gruppo Mediobanca?

Il personale del Gruppo non include parlamentari.

68. Quale percentuale della clientela è a rischio riciclaggio nel Gruppo? Da quali segnali possiamo constatare tale dato?

La percentuale di clienti classificati ad alto rischio nel Gruppo si attesta su valori minimi.

70. A quanto ammontano le sofferenze del Gruppo e, in particolare, di Compass e CheBanca!?

Come riportato a pag 34 del fascicolo di Bilancio consolidato, al 30 giugno 2021 le sofferenze nette ammontano a 72 milioni, poco più dello 0,15% del totale impieghi. In particolare, le sofferenze nette di Compass ammontano a 9,2 milioni (0,1% sul totale impieghi) mentre quelle di CheBanca! si attestano a 43,2 milioni (0,4%).

71. Costi del Teatro CheBanca?

Nel corso dell'esercizio il contributo versato per la sponsorizzazione dell'attività del Teatro Nazionale di Milano è stato pari a 75 mila Euro.

72. Costo del Rappresentante Designato?

Il costo previsto è di circa € 11 mila.

73. Costi notarili?

Per l'Assemblea si stimano nell'ordine di € 30 mila.

74. Chi sono i consiglieri del CDA di Messier Maris?

Francisco Bachiller, Emanuele Flappini, Jean Marie Messier, Alberto Nagel, Hubert Preschez.

76. Quali consiglieri del CDA hanno perso l'indipendenza e perché?

Rispetto all'anno precedente, il Consigliere Magistretti ha perso il requisito di indipendenza di cui all'art. 19 dello statuto per aver ricoperto l'incarico di consigliere di Mediobanca per oltre 9 anni. Ha mantenuto invece il requisito di indipendenza di cui all'art. 148 comma 3 del TUF.

77. Conseguenze per il Gruppo dalla Brexit?

Brexit non ha avuto un impatto significativo per il Gruppo. La Banca continua ad operare nel Regno Unito nel rispetto del regime regolamentare vigente. Alcuni dipendenti della branch sono stati rilocati presso sedi europee.

79. A quanto ammontano le tasse versate allo stato francese per l'acquisto di Messier Maris?

Per imposte d'atto relative alla registrazione degli accordi di cessione, sono stati versati all'Amministrazione francese € 107.926.

80. La compravendita di Messier Maris con scambio di titoli azionari ci ha fatto risparmiare in termini di tassazione in Italia e/o all'estero?

81. Nella suddetta compravendita come è stato determinato il valore azionario? Si è considerato il valore di borsa?

82. Quali interessi versiamo a controparte per detto acquisto? Quando finiremo di pagare il prezzo di tale compravendita?

Come riportato a pagina 183 e ss del fascicolo al 30 giugno 2019, l'acquisto del 66,4% è stato regolato attraverso la consegna di 11,6 milioni di azioni Mediobanca (1,3% del Capitale) valorizzate al prezzo di riferimento del 12 aprile, corrispondente ad un valore di 107,9 milioni.

Contestualmente è stato sottoscritto un accordo di Put & Call con i soci fondatori, esercitabile dal quinto anno successivo alla data di acquisizione, che consentirà di incrementare la percentuale di partecipazione fino al 100% nell'arco dei successivi 5 anni.

La transazione è avvenuta mediante uno scambio azionario che ha comportato per Mediobanca gli stessi oneri per imposte (italiane e francesi), dovuti nell'ipotesi di pagamento in contanti.

84. Vi sono rapporti del dott. Gubitosi con il Gruppo Mediobanca?

Non forniamo indicazioni su singoli nominativi.

85. A quanto abbiamo in carico le azioni Generali?

Cfr. precedente domanda 10.

86. A quanto ammonta la liquidità di Gruppo disponibile?

Si rinvia a quanto riportato a pagina 39 della relazione sulla gestione del fascicolo di bilancio consolidato.

87. A quanto ammontano complessivamente le consulenze di Gruppo?

Le spese per consulenze del Gruppo, come riportato a pag. 227 del bilancio consolidato, sono state pari a 53,7 milioni e includono quelle legali e societarie per circa 9 milioni, fiscali per 4,5 milioni, revisione per 3 milioni e a società di rating 2,7 milioni.

90. Il Gruppo Mediobanca collabora con società direttamente e/o indirettamente facenti capo all'ing. Cioli?

No.

92. Quanti componenti del Patto di Consultazione allo stato sono nostri debitori?

93. Quanti sono i membri del CDA, le cui società che rappresentano abbiano direttamente e/o indirettamente ricevuto finanziamenti del Gruppo?

101. A quante società facenti capo a membri di CDA del Gruppo e del Patto di Consultazione sono scaduti i debiti nei confronti del Gruppo?

Cfr. domanda 36.

97. "Gli stati membri sono obbligati a pubblicare ed aggiornare un elenco entro cui indicare con precisione le funzioni che devono essere considerate ai fini dell'individuazione dei soggetti rientranti nella categoria delle persone politicamente esposte". E' stato fatto?

La normativa italiana ha recepito quella comunitaria.

99. Secondo Mediobanca, che sembra supportare le diversità di genere con ruoli apicali tramite Valore D, operaie e impiegate non hanno diritto a tale tipo di supporto?

Le iniziative dell'associazione Valore D sono aperte a tutto il personale del Gruppo senza distinzione di genere, di ruolo professionale e posizionamento organizzativo.

100. A quanto ammonta la remunerazione del dott. Nagel quale presidente di Messier & Maris Associés?

Il dott. Nagel, come tutti i dipendenti del Gruppo che siedono nei Consigli di Amministrazione delle controllate, non percepisce alcuna remunerazione per la carica di Presidente della controllata francese.

102. Quali sono state esattamente le operazioni con parte correlate esaminate dal Collegio Sindacale?

Il Collegio Sindacale ha vigilato sulla conformità della Procedura con Parti Correlate alla normativa vigente e sulla sua corretta applicazione, partecipando a tutte le riunioni del Comitato Parti Correlate e ricevendo periodicamente le informazioni relative. L'informativa sulle operazioni con Parti Correlate è fornita nella Relazione sulla Gestione e nelle note al bilancio.

103. Chi è il socio che ha presentato una denuncia al Collegio Sindacale circa l'operazione di prestito titoli eseguita da Mediobanca ed avente ad oggetto un prestito titoli Generali? E perché il Collegio ha ritenuto di non dover procedere? Non si usa motivare ai soci?

Il Collegio ha esaminato due denunce presentate da un Socio, svolto gli approfondimenti ritenuti necessari e concluso di non dover dare seguito alle denunce ricevute avendone constatato l'infondatezza.

104. Perché Mediobanca ritiene non sussistano diritti protettivi nei confronti dei soci di minoranza (pag. 115 del bilancio consolidato)?

L'attestazione richiamata alla pagina 115 del fascicolo consolidato attiene all'informativa (Restrizioni Significative) in merito all'esistenza di eventuali vincoli (quali accordi parasociali o di natura regolamentare) che possano limitare la capacità del Gruppo di accedere alle attività o regolare le passività delle entità controllate o restringere la possibilità di queste ultime di distribuire capitale e/o dividendi. Non essendoci restrizioni in tal senso, la frase sottolinea che di conseguenza non è necessario prevedere specifici diritti protettivi nei confronti di eventuali soci di minoranza.

105. Di quanto sono aumentati i crediti deteriorati?

Come riportato a pag 34 del fascicolo di Bilancio consolidato, al 30 giugno 2021 le attività deteriorate lorde di Gruppo si sono ridotte da 1.954,2 a 1.597,1 milioni e rappresentano il 3,2% degli impieghi, ai minimi storici. Il calo rispetto allo scorso anno (4,1%) riflette il passaggio a bonis della maggiore esposizione deteriorata di Gruppo (Burgo Group) che porta il livello di deteriorate corporate all'1,2% e la discesa del Consumer (da 1.015,7 a 971,5 milioni, pari al 6,86% degli impieghi) favorito dalle cessioni e dal generalizzato miglioramento del profilo di rischio (passaggi a default ai minimi storici).

106. Messier et Associés ha anch'essa approvato un piano di azioni gratuite ai dipendenti? Dunque, considerando i piani d'incentivazione a lungo termine approvati da Mediobanca, i dipendenti di tale società doppiano gli altri colleghi in termini d'incassi azionari a titolo gratuito?

Società estere di recente acquisizione possono essere dotate di un proprio piano di incentivi basati su strumenti patrimoniali, coerentemente con la propria struttura di governance. Fra di esse rientra Messier & Ass. che si è dotata di un piano azionario prevalentemente a scopi di retention, pratica molto diffusa in Francia per le boutique di advisory. Ad oggi le risorse di Messier & Ass. non beneficiano del Piano di Performance shares di Mediobanca o di Piani LTI.

108. Quali e quanti incarichi esterni ed interni ricopre il dott. Francesco di Carlo, presidente del Collegio Sindacale? Perché non sono riportati nella Relazione Sugli Assetti Proprietari?

E' consigliere di Milano Investment Partners SGR e sindaco effettivo di Italiaonline (nessuna delle due quotata). Si tratta di incarichi di cui non è prevista la disclosure nella relazione sul governo societario e gli assetti proprietari.

109. Perché il Presidente del Collegio Sindacale ha partecipato solo a poco più del 96% delle riunioni del Collegio? Quali motivazioni ha addotto?

Il dott. Di Carlo ha partecipato a 19 riunioni sindacali su 19 in qualità di Presidente del Collegio Sindacale e a 9 su 10 riunioni in qualità di Sindaco Effettivo.

Domande socio Marino prive di risposta in quanto non pertinenti ai punti all'ordine del giorno.

5. Perché nella pag. Governance di Mediobanca, del dott. Massimo Bertolini è riportato solo l'incarico di segretario del CDA? Quali altri sono i suoi incarichi nelle controllate?
11. Secondo Mediobanca potrebbero esserci le condizioni per la promozione di un'opa nei suoi confronti da parte di Del Vecchio, Caltagirone ed eventuali altri consociati?
14. Il dott. Bertolini svolge anche il ruolo di consigliere di fatto del dott. Nagel?
15. Il dott. Nagel riceve i grandi azionisti solitamente in presenza del dott. Bertolini?
16. Quali grandi azionisti ha ricevuto il dott. Nagel nel corso del 2020-21?
23. Il dott. Nagel svolge o ha svolto attività per conto di BNP Paribas?
37. E' vero che Mediobanca intendesse acquistare direttamente Banca Generali, senza competizione?
41. Perché Bipiemme Leasing ad oggi ha pubblicato nel sito i propri bilanci solo fino al 2018?
43. Quali tipi di servizi legati ai fondi del PNRR svolge o svolgerà il Gruppo? Tramite quali società?
45. I consiglieri di nostra nomina presso Generali hanno mai dovuto attenersi a disposizioni di voto formali e/o informali pervenuti loro da Mediobanca?
57. E' vero che la dott.ssa Caradonna, candidata sindaco eletta quale supplente, all'atto della candidatura non ha risposto a due quesiti? Questa domanda l'ho posta lo scorso anno tramite il Rappresentante Designato ma non avete fornito risposta.
61. Delle società seguite da Spafid, quante posseggono l'accesso informatizzato? Quante sono in tutto?
64. Il sindaco dott. Francesco Gerla nel presentare la sua candidatura non ha risposto alla domanda circa la disponibilità di tempo ai fini del mandato? Perché non l'avrebbe fatto?
65. Quando, dove, con quali politici e su organizzazione di chi l'ultima volta il Gruppo ha organizzato incontri con gli investitori?
66. Attualmente il dott. Antonio Guglielmi quali incarichi ricopre? Quante azioni gli abbiamo elargito?
69. Il dott. Pagliaro e il dott. Nagel hanno ricevuto offerte di lavoro più convenienti rispetto a quelle assicurategli dal Gruppo?
75. Della candidata a sindaco Valerie Hortefeux lo scorso anno non è stata allegata una versione italiana del proprio curriculum vitae? C'è qualche motivo particolare?
78. Alessandro D'Agata perché non ricopre più il ruolo di prima?

83. Quali sono le quote azionarie del dott. Nagel, facenti parte di società non quotate?
88. Possiamo conoscere anche le cariche non significative del dott. Mario Ragusa?
89. Quali sono le società di cui l'ing. Cioli sia socia e/o amministratore in società non quotate?
91. All'interno del Patto di Consultazione da chi è stata proposta l'ing. Cioli? Quali delega ha?
94. Quali sono gli interessi finanziari che i candidati sindaco abbiano ritenuto non significativi?
96. Quanti casi Covid abbiamo avuto nel Gruppo?
98. Come si chiamano gli eredi di Marcellino Gavio che fanno capo al Patto di Consultazione?
107. Il dott. Gabriele Villa riesce a conciliare i suoi incarichi in Esselunga di consigliere e direttore generale con quelli di consigliere esecutivo di Mediobanca e di sindaco di almeno altre due società?
110. Dott. Nagel, come ad Ella noto, per via di una una pec del 4 maggio scorso, rimasta priva di riscontro, che Le ho indirizzato personalmente, l'imprenditore dott. Roberto Di Taranto che notoriamente in passato ha minacciato il suicidio per le molte traversie incontrate sulla sua strada, mi chiedeva di domandare a Mediobanca che Selma BPM Leasing spa, di cui abbiamo la Direzione e il Coordinamento, potesse in qualche modo andargli incontro, con l'impegno di saldare il dovuto, magari grazie ad un'opportuna diluizione. Non avendo Ella fatto alcunché di quanto richiestoLe, in data 21 settembre 2021 la Corte d'Appello ha confermato il fallimento dell'azienda (sentenza allegata, da non pubblicare, che il predetto m'ha girato). Che cosa ci guadagnerà adesso il Gruppo? Perché invece di chiedere il pignoramento abbiamo chiesto il fallimento della società che fa capo a quel bravo imprenditore, con la conseguenza che tale fallimento non potrà comunque e in ogni caso fare recuperare alcunché al Gruppo Mediobanca?
111. E' possibile al Gruppo accordare almeno un locale all'imprenditore? Vorrei informarVi per l'occasione che il dott. Di Taranto, al fine di risollevarsi stava attivandosi per altra iniziativa imprenditoriale attraverso terzi ma la recente conferma del fallimento della sua società molto probabilmente gli impedirà di potersi rialzare e pagare i debiti nei nostri confronti.
112. E perché alla data di trasmissione delle presenti domande, 17 ottobre 2021 Ella, dott. Nagel, sul punto non mi ha fornito nessuna risposta, nonostante Le abbia riferito per iscritto di un riscontro negativo e molto generico sul tema, a me trasmesso dall'Ufficio investor relations di Mediobanca? Le sembra giusto che mentre Voi guadagniate milioni di euro con gli stipendi che vi elargiamo, la società non debba dare una mano a un imprenditore, dal cui fallimento ritengo trarremo ben poco, mentre aiutandolo avremmo potuto metterlo in condizioni di corrispondere il dovuto al Gruppo?
113. Come detto, da quanto ho appreso più di recente, l'imprenditore in questione ora teme il pignoramento del proprio ufficio, senza il quale certamente non potrebbe più essere in grado di risollevarsi neanche in futuro. Possiamo accordargli qualche agevolazione in attesa che si riprenda?

ASSEMBLEA AZIONISTI MEDIOBANCA SPA
Milano, mercoledì 28 ottobre 2021

Intervento scritto di Elman Rosania

(Gruppo minoranza ex Banca Mediterranea costretto a confluire nel 2000/'07 in Banca di Roma/Capitalia-Unicredit)

al punto 1 o.d.g. parte ordinaria «*Bilancio al 30 giugno 2021*»

Si chiede la lettura in assemblea di questo intervento da parte dell'incaricato dello studio Trevisan & Associati (delegato "obbligatorio" per l'emergenza epidemiologica da covid-19) e comunque si chiede che l'intervento sia allegato al verbale assembleare con i seguenti 8 documenti, che ne sono parte integrante:

- 1) **Immagini prese durante le dirette pubbliche audio-video** dei lavori dell'assemblea speciale degli azionisti del Crédit Agricole s.a. 4 aprile 2018 a Montrouge (Francia) dal sito www.credit-agricole.com e dei lavori dell'assemblea generale degli azionisti di Société Générale s.a. 21 maggio 2019 a Parigi (Francia) dal sito www.societegenerale.com -----
- 2) **Comunicato stampa AGI - Agenzia Italia** del 15 ottobre 2020 sulla sentenza penale di 1° grado emessa dal Tribunale di Milano nei confronti di Alessandro Profumo (ex Presidente Mps spa, già a.d. Unicredit spa) e di Fabrizio Viola (ex a.d. Mps spa), entrambi condannati a 6 anni di reclusione e a 2,5 milioni di euro di multa, oltre all'interdizione dai pubblici uffici e al risarcimento dei danni alle parti civili (soci risparmiatori Mps), in solido con la banca Mps responsabile civile nel giudizio penale -----
- 3) **Copertina del libro dal titolo "Il sistema"** (sottotitolo "Potere, politica, affari: storia segreta della magistratura italiana"), edito a gennaio 2021 da Rizzoli, con intervista del giornalista Alessandro Sallusti al magistrato Luca Palamara, radiato dalla magistratura -----
- 4) **Lettera di Sergio Mattarella, Presidente della Repubblica e Presidente del Consiglio superiore della magistratura**, inviata il 15 ottobre 2021 all'Associazione nazionale magistrati -----
- 5) **Proposta 2021 di azione sociale di responsabilità contro amministratori e alti dirigenti di Unicredit spa** presentata all'assemblea degli azionisti Unicredit convocata "a porte chiuse" il 15 aprile 2021 a Milano -----
- 6) **Proposta 2021 di azione sociale di responsabilità contro amministratori e alti dirigenti di Eni spa** presentata all'assemblea degli azionisti Eni convocata "a porte chiuse" il 12 maggio 2021 a Roma ---
- 7) **Proposta 2021 di azione di responsabilità contro i vertici di Leonardo spa e l'amministratore delegato Alessandro Profumo** presentata all'assemblea degli azionisti Leonardo, convocata "a porte chiuse" il 10/19 maggio 2021 a Roma, dalla rappresentanza del Gruppo dei soci risparmiatori di minoranza dell'ex Banca Mediterranea (costretto a confluire nel 2000/2007 in BancaRoma/Capitalia-Unicredit) ---
- 8) **Altra proposta 2021 di azione di responsabilità contro Alessandro Profumo** presentata da Bleubell Partners Ltd all'assemblea degli azionisti di Leonardo spa del 10/19 maggio 2021 -----

* * * * *

In data 24 settembre 2021 il Presidente del consiglio di amministrazione di Mediobanca spa Renato Pagliaro ha emanato l'avviso di convocazione dell'odierna assemblea degli azionisti, con cui, «*al fine di minimizzare i rischi di contagio da covid-19*», i vertici societari hanno «*deciso, come lo scorso anno, di avvalersi della facoltà di cui all'art. 106 comma 4 del Decreto Legge del 17 marzo 2020 n.18*» (misure connesse all'emergenza epidemiologica), nuovamente prorogato dall'art. 6 (allegato A n.7) del D.L. 23 luglio 2021 n.105 (dopo la proroga ex art.71 D.L. 14 agosto 2020 n.104).

I vertici societari hanno così potuto di nuovo imporre la partecipazione all'assemblea degli azionisti «unicamente» tramite il Rappresentante da loro designato (ex art. 135-undecies Decreto Legislativo n.58/'98 cd. TUF) a cui conferire "obbligatoria" delega o subdelega: lo studio Trevisan & Associati.

In tale contesto riduttivo il Gruppo dei soci/risparmiatori di minoranza dell'ex Banca Mediterranea del Sud Italia (costretto a seguito di fusione per incorporazione a confluire nel 2000 in Banca di Roma/Capitalia spa e nel 2007 in Unicredit spa) partecipa per la settima volta al tradizionale appuntamento annuale di Mediobanca (importante banca con sede sociale in Italia, avente attivo d'azienda di 72.703,4 milioni di euro e attivo consolidato di 82.598,7 milioni di euro), dopo avere presenziato "*in prevalente veste osservativa*" alle precedenti sei assise societarie tenute a Milano nel 2014, 2015, 2016, 2017, 2018 e 2020.

Va comunque ribadito che il sopra citato articolo 106 del Decreto Legge n.18/2020 prevede al comma 2 una diversa modalità di svolgimento assembleare, favorevole alla più ampia partecipazione dell'azionariato, la quale, in deroga a qualsiasi disposizione statutaria, autorizza le società a tenere le assemblee anche «*mediante mezzi di telecomunicazione*»; e tale modalità, pur essendo prevista da oltre un decennio in base all'articolo 1 del D.Lgs. 27 gennaio 2010 n.27, è stata finora adottata dai vertici e dall'alta dirigenza di Mediobanca solo per lo svolgimento delle riunioni del consiglio di amministrazione e del collegio sindacale (cfr. articoli 17.2 e 29.3 dello Statuto).

I vertici e le alte dirigenze societarie non devono far prevalere **condotte a-democratiche** tese a negare il diritto soggettivo di ogni singolo azionista a partecipare direttamente ai lavori in assemblea e ad intervenire di persona nel dibattito, che è il luogo (morale) nel quale si forma la decisione di maggioranza; dibattito che è altresì la sede in cui avviene il confronto diretto ed immediato tra gli azionisti e i vertici

gestionali, cioè tra i due organi collegiali aventi distinte funzioni societarie.

Va anche evidenziato che, come avvenuto in passato, i vertici e gli alti dirigenti di Mediobanca non hanno neppure predisposto sul sito societario www.mediobanca.com la diretta pubblica audio-video dei lavori dell'assemblea odierna, venendo così meno la piena e trasparente informativa societaria che, come noto, viene attuata da anni tramite moderne tecniche comunicative in uso presso banche concorrenti dell'eurozona, tra cui Crédit Agricole s.a. (<http://hosting.3sens.com/CASA/20180404-3E860A86/fr/#>) e Société Générale s.a. (http://akah.event.novialys.com/Datas/societe_generale/1206349_5ccff3f981a98/index.php , cfr. *doc.1 parte integrante di questo intervento*).

Ciò detto, si segnala che si perviene a questo appuntamento assembleare di Milano dopo la sentenza di 1° grado del Tribunale Penale di Milano emessa il 15 ottobre 2020 (cfr. *doc.2 parte integrante di questo intervento*), con cui **Alessandro Profumo** (ex Presidente di Mps spa fino al 6 agosto 2015 e già a.d. di Unicredit spa fino al 21 settembre 2010) e **Fabrizio Viola** (ex a.d. di Mps spa) **sono stati condannati a 6 anni di reclusione e 2,5 milioni di euro di multa, oltre all'interdizione dai pubblici uffici e al risarcimento dei danni** a favore delle parti civili (soci e risparmiatori di Mps), in solido con la banca Mps quale responsabile civile nel giudizio penale.

Secondo le informazioni fornite dalla stampa la sentenza penale «è arrivata dopo 22 udienze in primo grado, nelle quali l'accusa, condotta dai Pubblici Ministeri Mauro Clerici, Giordano Baggio e Stefano Civardi, ha sempre chiesto l'assoluzione per tutti i capi di imputazione».

Non può essere tralasciato che la citata sentenza penale è intervenuta ad ottobre 2020 (nell'esercizio in esame), quando per la prima volta nella storia della magistratura italiana **un giudice ex membro del Consiglio superiore della magistratura, Luca Palamara, è stato radiato dall'ordine giudiziario**; vicenda trattata nel libro intitolato "*Il sistema*" (sottotitolo "*Potere, politica, affari: storia segreta della magistratura italiana*",

edito a gennaio 2021 da Rizzoli), contenente l'intervista del giornalista Alessandro Sallusti al giudice radiato Luca Palamara (cfr. *doc.3 parte integrante di questo intervento*).

E la vicenda Palamara è giunta durante la **crisi più grave avuta dalla magistratura italiana nella storia della Repubblica**, per la quale il Vice Presidente del Consiglio superiore della magistratura David Ermini ha testualmente dichiarato nella riunione del plenum tenuta a Roma il 4 giugno 2019:

«Gli eventi di questi giorni hanno inferto una ferita profonda alla magistratura e al Consiglio superiore, profonda e dolorosa ... Oggi siamo di fronte a un passaggio delicato: o sapremo riscattare con i fatti il discredito che si è abbattuto su di noi, o saremo perduti» (cfr. telegiornale Tg1 del 4 giugno 2019 ore 20,00 condotto dalla giornalista Emma D'Aquino che, nell'annunciare il relativo servizio televisivo curato dalle colleghe Giovanna Cuccia e Isabella Romano, ha affermato: *«Plenum del Csm, basta ombre, riscatto o saremo perduti, dice Ermini; quattro membri si autosospendono»*).

La grave e perdurante crisi istituzionale che ha colpito la magistratura italiana è avvalorata dalla lettera che Sergio Mattarella, Presidente della Repubblica e Presidente del Consiglio superiore della magistratura (Csm), ha inviato il 15 ottobre 2021 all'Associazione nazionale magistrati (Anm), nella quale si è tra l'altro pronunciato per l'affermazione nella magistratura della **«trasparenza delle condotte personali»** e della **«comprensibilità dell'azione giudiziaria»**, precisando che **«occorre impegnarsi per assicurare la credibilità della Magistratura che, per essere riconosciuta da tutti i cittadini, ha bisogno di un profondo processo riformatore ed anche di una rigenerazione etica e culturale»** (cfr. *doc.4 parte integrante di questo intervento*).

Per quanto concerne le responsabilità di Alessandro Profumo e degli altri vertici nella gestione di Mps bisognerà attendere che la giustizia completi il suo corso; vi è comunque la consapevolezza che, nonostante l'impegno profuso da diversi magistrati della Repubblica italiana, le condizioni sistemiche generali favoriscono un clima di **“sostanziale**

impunità” che consente a vertici e alle alte dirigenze bancario/finanziarie di sfuggire alle effettive responsabilità civili, patrimoniali e penali.

Pare che taluni amministratori e alti dirigenti bancari e societari, con la complicità di soggetti delle Istituzioni pubbliche e della finanza, riescano a compiere **attività e atti fraudolenti** a danno dei risparmiatori e della collettività nazionale, in un clima da **“legibus soluti”** (antica espressione riferita ai privilegi di imperatori e monarchi) tale da porli al di sopra della legge e del diritto.

Invece proprio a quei vertici e a quelle alte dirigenze, come ai soggetti istituzionali e della finanza loro complici, considerando e adottando il giusto *status* di diritto pubblico, vanno applicati **“puntuali ed effettive”** normative e provvedimenti sanzionatori.

A questo appuntamento assembleare milanese si perviene dopo avere la rappresentanza del Gruppo dei soci risparmiatori di minoranza dell'ex Banca Mediterranea presentato:

- la **proposta di azione sociale di responsabilità nei confronti degli amministratori e degli alti dirigenti di Unicredit spa** per l'assemblea degli azionisti Unicredit convocata a “porte chiuse” il 15 aprile 2021 a Milano (proposta presentata unitamente al Comitato Aria Pulita Basilicata Onlus e alla Associazione Liberiamo la Basilicata, *cf. doc.5 parte integrante di questo intervento*);
- la **proposta di azione sociale di responsabilità nei confronti degli amministratori e degli alti dirigenti di Eni spa** per l'assemblea degli azionisti Eni convocata a “porte chiuse” il 12 maggio 2021 a Roma (proposta presentata unitamente alla Associazione Liberiamo la Basilicata e al Comitato Aria Pulita Basilicata Onlus, *cf. doc.6 parte integrante di questo intervento*);
- la **proposta di azione sociale di responsabilità nei confronti di Alessandro Profumo**, attuale amministratore delegato di Leonardo spa, per l'assemblea degli azionisti Leonardo convocata a “porte chiuse” il 10/19 maggio 2021 a Roma (*cf. doc.7 parte integrante di questo intervento*); altra proposta di azione sociale di responsabilità contro

l'a.d. Alessandro Profumo è stata presentata dal socio inglese Bleubell Partners Ltd per la poc'anzi citata assemblea degli azionisti Leonardo del 10/19 maggio 2021 a Roma (*cfr. doc.8 parte integrante di questo intervento*).

Passando al bilancio di esercizio di Mediobanca posto all'ordine del giorno, si vuole ancora una volta rimarcare che detto argomento societario è assai articolato e complesso.

In merito ci si riporta ai gravi vizi eccepiti fin dall'assemblea di bilancio di Mediobanca tenuta a Milano il 28 ottobre 2014, per la mancata considerazione negli atti contabili societari del denaro virtuale/elettronico creato e usato preminentemente per impieghi/prestiti/crediti verso la clientela.

La banca continua a non considerare detto denaro virtuale/elettronico, per cui nello stato patrimoniale e nel conto economico anche del bilancio al 30 giugno 2021 in esame manca l'accredito della somma della creazione di denaro da parte di Mediobanca, che si ritiene essere almeno equivalente agli impieghi/prestiti/crediti verso la clientela di 37.103,6 milioni di euro al 30 giugno 2021, cfr. lo stato patrimoniale della capogruppo a pagina 15 della bozza del bilancio individuale messo a disposizione per l'assemblea odierna (o di 48.413,8 milioni di euro, cfr. lo stato patrimoniale del Gruppo Mediobanca a pagina 29 del volume del bilancio consolidato messo a disposizione per l'assemblea odierna).

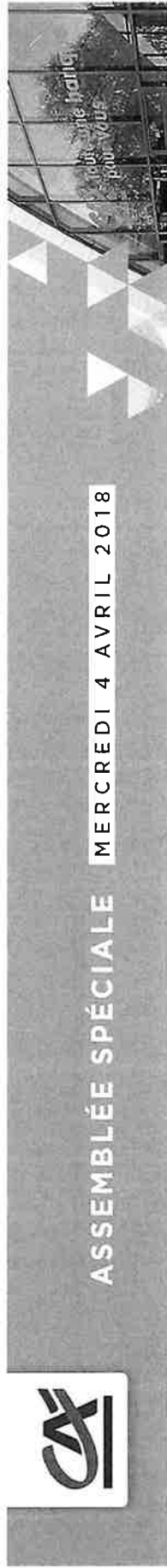
Sullo specifico punto, permanendo la carenza di risposte compiute da parte dei soggetti preposti, in questa sede **si ripropongono tutte le eccezioni** già formulate nelle assemblee societarie tenute dal 2014 in poi a Milano; eccezioni che vengono estese alla ulteriore creazione di denaro effettuata da Mediobanca fino all'esercizio al 30 giugno 2021 in esame e concernente soprattutto gli impieghi/prestiti/crediti verso la clientela (al netto di quelli erogati in precedenza), di cui si chiede di sapere l'entità precisa e distinta per i precedenti sette esercizi di gestione 2014, 2015, 2016, 2017, 2018, 2019, 2020.

E si chiede altresì la corresponsione del relativo premio previsto dall'articolo 930 del codice civile nella misura del 5% («solo del ventesimo») sia sulle somme ritrovate nei pregressi sette esercizi societari (richiesta reiterata in questa sede), sia sulle ulteriori risorse ritrovate fino all'esercizio al 30 giugno 2021 di Mediobanca, con riferimento anche ai sopra citati 37.103,6 milioni di euro di impieghi/crediti/prestiti alla clientela di Mediobanca (o ai 46.685,1 milioni di euro secondo il bilancio consolidato) e comunque su ogni effettiva somma connessa alla creazione di moneta virtuale non contabilizzata all'origine nei bilanci societari.

*Assemblea degli azionisti di Mediobanca spa - Milano, 28 ottobre 2021
Allegati dell'intervento di Elman Rosania (Gruppo soci di minoranza ex Banca Mediterranea del Sud Italia)*

DOCUMENTO 1


Due immagini prese durante le dirette pubbliche audio-video dei lavori dell'assemblea speciale degli azionisti di Crédit Agricole s.a. 4 aprile 2018 a Montrouge (Francia) dal sito www.credit-agricole.com e dell'assemblea generale di Société Générale s.a. 21 maggio 2019 a Parigi dal sito www.societegenerale.com




Téléchargé 1 fois

Introduction

- Ouverture légale de l'Assemblée spéciale
- Synthèse du rapport du Conseil d'administration à l'Assemblée spéciale
- Synthèse de l'expertise indépendante
- Lecture du rapport du Commissaire aux avantages particuliers
- Question écrite
- Séance de questions / réponses avec la salle
- Présentation et vote des résolutions
- Conclusion et clôture





2

FORMALITÉS

Lorenzo Bini Smaghi
Président du Conseil d'administration



PLEIN ÉCRAN

5/86

Sommaire

Ouverture et Formalités

Résultats

Commissaires aux comptes

Stratégie

Gouvernement d'entreprise

Politique de rémunérations

Débat

Téléchargement

Document de référence 2019

Première actualisation du Document de référence 2019

Brochure de convocation 2019


Assemblea degli azionisti di Mediobanca spa - Milano, 28 ottobre 2021
Allegati dell'intervento di Elman Rosania (Gruppo soci di minoranza ex Banca Mediterranea del Sud Italia)

DOCUMENTO 2

Comunicato stampa dell'Agenzia Italia (Agi) del 15 ottobre 2020 sulla sentenza emessa dal Tribunale Penale di Milano in 1° grado nei confronti di Alessandro Profumo (ex Presidente di Mps, già a.d. di Unicredit spa) e di Fabrizio Viola (ex a.d. di Mps), entrambi condannati a 6 anni di reclusione e a 2,5 milioni di euro di multa oltre all'interdizione dai pubblici uffici e al risarcimento danni alle parti civili (soci risparmiatori Mps) in solido con la banca Mps responsabile civile nel giudizio penale



agi live



ECONOMIA


Mps: Profumo e Viola condannati a sei anni di carcere

L'ex presidente e l'ex ad dell'istituto senese sono stati condannati anche al pagamento di 2,5 milioni di euro e all'interdizione dai pubblici uffici.

di Maria Teresa Santaguida

MPS PROFUMO VIOLA CONDANNATI

aggiornato alle 21:00 15 ottobre 2020





Mps, Monte Paschi Siena

AGI - Sei anni di reclusione, una multa da 2,5 milioni ciascuno, il risarcimento delle parti civili ammesse, l'interdizione dai pubblici uffici per 5 anni e dalle cariche direttive nelle imprese per 2 anni. E' la condanna che il Tribunale di Milano, seconda sezione penale presieduta dalla giudice Flores Tanga, ha inflitto agli ex vertici di Mps, Alessandro Profumo (allora presidente, ora numero uno di Leonardo) e Fabrizio Viola (allora a.d.); tre anni e sei mesi per l'ex presidente del collegio sindacale Paolo Salvadori.

La sentenza arriva dopo 22 udienze in primo grado, nelle quali l'accusa, condotta dai pm Mauro Clerici, Giordano Baggio e Stefano Civardi, ha sempre chiesto l'assoluzione per tutti i capi di imputazione.

Contestati l'agiotaggio e le false comunicazioni

La Corte invece, questa sera - nell'aula appositamente predisposta alla Fiera Milano City - ha condannato i vertici dell'istituto per agiotaggio relativamente ai bilanci dal 2012 al primo semestre 2015, e per le false comunicazioni, con cui di fatto sarebbe stato manipolato il mercato, solo per l'ultimo semestre del 2015.

Secondo i giudici, infatti, quest'ultimo reato è prescritto riguardo al 2012 (è intervenuta nel frattempo una legge che lo ha derubricato e ha riformato la pena) e non sussiste per le gestioni 2013-2014. In sostanza la Corte ha inflitto la condanna solo per l'agiotaggio, valutando che le informazioni sui bilanci dell'istituto di credito senese diffuse dalla banca durante quel periodo hanno tratto in inganno risparmiatori, azionisti e soci.

In un processo parallelo, per le stesse vicende, era già stato condannato a 7 anni e 6 mesi anche l'ex presidente Giuseppe Mussari, massima carica del Monte durante la gestione precedente.

Al centro dell'intricata vicenda finanziaria e giudiziaria ci sono sempre state le operazioni Alexandria e Santorini sottoscritte da Mps con Deutsche Bank e Nomura durante la gestione Mussari. **L'ipotesi accusatoria era che quei derivati sarebbero serviti a coprire la perdita di 2 miliardi di euro dovuta all'acquisto di Antonveneta.**

Con la sentenza di stasera, la Corte ha stabilito che non solo l'ex presidente Massari, ma anche Profumo e Viola hanno dato una falsa rappresentazione della situazione patrimoniale della banca, grazie alla contabilizzazione "a saldi aperti" dei derivati, mentre sarebbe stata corretta una contabilizzazione "a saldi chiusi".

Mentre la procura dal canto suo voleva scagionarli sostenendo che "il nuovo management aveva anzi evidenziato le perdite e aveva pubblicato una nota integrativa per spiegare gli effetti sul bilancio di Mps di una eventuale contabilizzazione 'a saldi chiusi'". Per i pm Viola e Profumo, questa precisazione, avrebbe "svelato che le operazioni occultavano la perdita".

Già in fase di indagine, nell'agosto 2016, la Procura aveva chiesto l'archiviazione, convinta dell'innocenza degli indagati. E' stato per la caparbia di alcuni piccoli azionisti che il percorso processuale è andato avanti: opponendosi alla richiesta di archiviazione per le posizioni di Viola e Profumo, le parti civili erano riuscite ad ottenere dal gip di Milano, Livio Cristofano l'imputazione coatta (archivate le posizioni di altri 8 indagati).

I sostituti procuratori, davanti alla gup Alessandra Del Corvo, a quel punto, avevano dovuto procedere con la richiesta di rinvio a giudizio. Al termine del dibattimento, nella loro requisitoria, i magistrati avevano comunque confermato la loro impostazione chiedendo l'assoluzione.

Per i risparmiatori una 'sentenza storica'

"In questo processo, di fatto, l'accusa è stata portata avanti solo dalle parti civili", ha rivendicato dopo la lettura del dispositivo l'avvocato Mauro Minestroni, che insieme al legale Emilio Falaschi, ha strenuamente cercato di arrivare al primo grado, ottenendo di fatto una sentenza che ritiene "storica" per i risparmiatori: "Siamo felici per la città di Siena, che sta soffrendo e per tutti i risparmiatori italiani, perché la giustizia è arrivata. I cittadini hanno bisogno di credere che esista", ha proseguito.

Quindi ha ricordato il ruolo del procuratore generale Paolo Felice Isnardi che si è opposto all'iniziale richiesta di archiviazione, avocando il fascicolo e consentendo di andare all'udienza preliminare: "Questo processo non si sarebbe mai celebrato se non fosse stato per persone come lui, che credono nella giustizia". Oltre 4mila le parti civili - tra cui l'associazione per il "Buon governo della città di Siena - non tutte ammesse ai risarcimenti.

Fra loro anche **una famiglia di Dairago, nel Varesotto, con una figlia disabile grave a carico, che aveva investito 800mila euro derivanti dai risarcimenti ottenuti per la malattia della ragazza e che ha visto andare in fumo tutti i risparmi.**

Dopo la sentenza di stasera i risarcimenti saranno cospicui, visto che la Corte ha disposto la liquidazione in solido da parte degli imputati e del responsabile civile, ossia la stessa banca. Rocca Salimbeni inoltre dovrà pagare una multa da 800mila euro e le spese processuali.

La difesa ha già annunciato il ricorso in appello

Dal canto suo la difesa dei top manager Profumo e Viola è già convinta di andare in Appello: "Una sentenza sbagliata - secondo l'avvocato Adriano Raffaelli - leggeremo con attenzione le motivazioni e ricorremo. Abbiamo sempre creduto nel corretto operato dei nostri assistiti". Fonti legali hanno comunque fatto sapere che la condanna, non essendo definitiva, non ha impatto sugli attuali incarichi di Profumo in Leonardo.

Tra i grandi accusatori il consulente di parte civile ed ex banchiere Giuseppe Bivona, presente in aula: "Profumo e Viola hanno una responsabilità al quadrato. Questa vicenda è la Ustica della finanza". "Mi chiedo - ha proseguito - come mai gli attuali vertici non si siano costituiti. La presidente Maria Patrizia Grieco batta un colpo per difendere gli interessi della banca".

Assemblea degli azionisti di Mediobanca spa - Milano, 28 ottobre 2021
Allegati dell'intervento di Elman Rosania (Gruppo soci di minoranza ex Banca Mediterranea del Sud Italia)

DOCUMENTO 3

**Copertina del libro dal titolo "Il sistema"
(sottotitolo "Potere, politica, affari: storia segreta
della magistratura italiana") con l'intervista a
Luca Palamara (radiato dalla magistratura)
da parte del giornalista Alessandro
Sallusti, edito a gennaio 2021 da Rizzoli**

ALESSANDRO
SALLUSTI
intervista **LUCA**
PALAMARA

IL SISTEMA

**POTERE, POLITICA, AFFARI:
STORIA SEGRETA DELLA
MAGISTRATURA ITALIANA**

Rizzoli

Alessandro Sallusti
intervista
Luca Palamara

IL SISTEMA

Potere, politica, affari: storia segreta della magistratura italiana

Rizzoli

Il Sistema

- O M I S S I S -

*Assemblea degli azionisti di Mediobanca spa - Milano, 28 ottobre 2021
Allegati dell'intervento di Elman Rosania (Gruppo soci di minoranza ex Banca Mediterranea del Sud Italia)*

DOCUMENTO 4

**Lettera del Presidente della Repubblica
Sergio Mattarella del 15 ottobre 2021 alla
Associazione nazionale magistrati (Anm)**

LETTERA DEL PRESIDENTE MATTARELLA AL PRESIDENTE DELL'ANM, SANTALUCIA

Comunicato

Il Presidente della Repubblica, Sergio Mattarella, ha inviato al Presidente dell'Associazione Nazionale Magistrati, Giuseppe Santalucia, la seguente lettera:

«La nuova iniziativa editoriale intrapresa dall'Associazione Nazionale Magistrati di un Commentario della magistratura è una proficua occasione per stimolare la riflessione ed il confronto su temi di costante attualità, sia sul piano giuridico che istituzionale.

L'obiettivo di aprire uno "spazio di dibattito" attraverso il contributo di varie figure istituzionali che operano nel mondo del diritto, va nella giusta direzione volta a valorizzare il ruolo dell'Associazione Nazionale Magistrati che, lungi dal coltivare corporativismo autoreferenziale, è chiamata a promuovere e sostenere il dialogo autentico della Magistratura ordinaria con le istituzioni e con la società.

La Magistratura, particolarmente in questo suo difficile momento, deve saper svolgere la propria funzione in un'interrelazione continua con il contesto socio-culturale nel quale opera perché nel nostro sistema costituzionale, anche per la funzione giudiziaria, è vitale il confronto costruttivo con le Istituzioni della Repubblica.

L'indipendenza della Magistratura è un elemento cardine della nostra società democratica e si fonda sull'alto livello di preparazione professionale, che va accompagnata dalla trasparenza delle condotte personali e dalla comprensibilità dell'azione giudiziaria.

Occorre impegnarsi per assicurare la credibilità della Magistratura che, per essere riconosciuta da tutti i cittadini, ha bisogno di un profondo processo riformatore ed anche di una rigenerazione etica e culturale.

In tale direzione il nuovo progetto editoriale si pone il positivo intento di contribuire ad elevare il livello del dibattito interno alla Magistratura, attraverso approfondite riflessioni volte a dare nuova concretezza ai valori costituzionali.

Esprimo, pertanto, apprezzamento per l'iniziativa augurando la più ampia diffusione dell'opera».

Roma, 15/10/2021

Assemblea degli azionisti di Mediobanca spa - Milano, 28 ottobre 2021
Allegati dell'intervento di Elman Rosania (Gruppo soci di minoranza ex Banca Mediterranea del Sud Italia)

DOCUMENTO 5

Proposta 2021 di azione sociale di responsabilità contro gli amministratori e gli alti dirigenti di Unicredit spa presentata all'assemblea degli azionisti Unicredit (convocata il 15 aprile 2021 a Milano "a porte chiuse" per l'emergenza sanitaria covid-19 in presenza del solo incaricato di Computershare spa, unico delegato obbligatorio imposto a tutti gli azionisti di Unicredit spa) dalla rappresentanza del Gruppo dei soci di minoranza dell'ex Banca Mediterranea del Sud Italia, unitamente al Comitato Aria Pulita Basilicata Onlus e alla Associazione Liberiamo La Basilicata



PROPOSTA DI AZIONE SOCIALE DI RESPONSABILITA' NEI CONFRONTI DEGLI AMMINISTRATORI E DEGLI ALTI DIRIGENTI DI UNICREDIT SPA

depositata

per l'assemblea degli azionisti di Unicredit spa del 15 aprile 2021
convocata a Milano "a porte chiuse"
per l'emergenza sanitaria da coronavirus

composta

da una relazione con 2 documenti compositi allegati

a firma di

Comitato Aria Pulita Basilicata Onlus (titolare di 1 azione)

Associazione Liberiamo la Basilicata (titolare di 1 azione)

Alfredo Sonnessa (titolare di 1 azione)

Francesco Saverio Telesca (titolare di 1 azione)

Elman Rosania (titolare di 3 azioni)

esponenti del Gruppo dei soci risparmiatori di minoranza dell'ex Banca
Mediterranea del Sud Italia costretto a confluire nel 2000 in Banca
di Roma - Capitalia spa, assorbita a sua volta nel 2007 in Unicredit spa



Potenza, 29 marzo 2021

A **Cesare Bioni** Presidente Unicredit S.p.A.

per quanto di competenza
Autorità Istituzionali

Loro Sedi

Oggetto: Proposta di azione sociale di responsabilità nei confronti degli amministratori e alti dirigenti di Unicredit S.p.A. depositata per l'assemblea degli azionisti di Unicredit S.p.A. del 15 aprile 2021.

I sottoscritti azionisti di Unicredit S.p.A., anche in via disgiunta, **Comitato Aria Pulita Basilicata Onlus** (c.f. 96069550760) in persona del Vice Presidente Domenico Degregorio, **Associazione Liberiamo la Basilicata** (Ente di promozione sociale, politica e culturale, senza fini di lucro, c.f. 96077030763) in persona del Presidente Giuseppe Di Bello, **Alfredo Sonnessa** (c.f. SNNLRD61E29F104Z), **Francesco Saverio Telesca** (c.f. TLSFNC51L20G942R), **Elman Rosania** (c.f. RSNLMN59H05L738I), questi ultimi esponenti del Gruppo dei soci risparmiatori di minoranza dell'ex Banca Mediterranea (costretto a confluire nel 2000/2007 in Banca di Roma/Capitalia-Unicredit e partecipe nel periodo 2000-2020 a tutte le 38 assemblee degli azionisti del soggetto responsabile della fusione per incorporazione di Banca Mediterranea varata a maggioranza il 26 aprile 2000 a Potenza),

Premesso

A. Che alla passata assemblea degli azionisti Unicredit S.p.A., convocata il 9 aprile 2020 a Milano i sottoscritti proponenti hanno

proposto l'**azione sociale di responsabilità nei confronti degli amministratori e degli alti dirigenti di Unicredit S.p.A.** e *in primis* dei Presidenti, degli Amministratori Delegati, dei Direttori e Vice Direttori Generali di UniCredit S.p.A. succedutisi nel tempo, che tra l'altro:

- nell'**anno 2008** risultavano essere stati Dieter Rampl (Presidente), Alessandro Profumo (Amministratore Delegato), Paolo Fiorentino (Vice Direttore Generale), Roberto Nicastro (Vice Direttore Generale), in base agli atti societari pubblicati (cfr. pagine 3, 114, 115, 132, 133 del testo del bilancio consolidato al 31 dicembre 2008 del Gruppo Unicredit);
- nell'**anno 2010** risultavano essere stati Dieter Rampl (Presidente), Federico Ghizzoni (Amministratore Generale), Roberto Nicastro (Direttore Generale), Paolo Fiorentino (Vice Direttore Generale), Jean Pierre Mustier (Vice Direttore Generale), in base agli atti societari pubblicati (cfr. pagine 7, 130, 131, 132, 133 del testo del bilancio consolidato al 31 dicembre 2010 Gruppo Unicredit).

B. Che detta proposta di azione di responsabilità era stata presentata in quanto il 15 aprile 2019 (a distanza di soli quattro giorni dall'assemblea di bilancio degli azionisti di Unicredit S.p.A. dell'11 aprile 2019) era stato posto sul sito www.unicreditgroup.eu un comunicato stampa dal quale si era appreso che la capogruppo **UniCredit S.p.A.** ("UC"), insieme alle due controllate UniCredit Bank AG ("UCB") e UniCredit Bank Austria AG ("UCBA"), aveva *«concluso accordi transattivi con le autorità statunitensi e dello Stato di New York»* per attività svolte nel *«periodo 2002-2012»* e si era **impegnata a pagare in solido la somma di 1,3 miliardi di**

dollari a titolo di sanzione pecuniaria, oltre ad attuare alcune procedure correttive.

- C.** Che con il citato comunicato del 15 aprile 2019 si dava notizia che l'accordo con le Autorità statunitensi era stato conseguito:
- in quanto la controllata coinvolta UniCredit Bank AG-"UCB" aveva riconosciuto **«la propria colpevolezza dinnanzi ad una Corte federale statunitense in relazione al solo capo di accusa per il reato di associazione a delinquere (conspiracy) e innanzi ad una Corte dello Stato di New York con riferimento a due violazioni della legge dello Stato di New York»**;
 - in quanto l'altra controllata coinvolta UniCredit Bank Austria AG ("UCBA") era riuscita a concludere **«un accordo triennale di non perseguibilità (non prosecution agreement) dal Dipartimento di Giustizia degli Stati Uniti d'America, Divisione Penale, Sezione Antiriciclaggio e Recupero Beni (Department Of Justice, Criminal Division, Money Laundering and Asset Recovery Section) e l'Ufficio del Procuratore degli Stati Uniti del Distretto di Columbia (United States Attorney's Office for the District of Columbia)(collettivamente "DOJ") e con l'Ufficio del Procuratore Distrettuale della Contea di New York ("DANY"), al fine di far decadere le accuse di violazione della legge federale e dello Stato di New York, ai sensi del quale il DOJ e il DANY hanno concordato di non perseguire UCBA a condizione che quest'ultima si fosse attenuta ai termini di tale accordo ... impegnandosi a non promuovere qualsivoglia azione nei confronti di UniCredit S.p.A. ("UC") che in qualità di holding del Gruppo, garantirà che le banche assolvano a ciascun obbligo»**.

- D.** Che dallo stesso comunicato stampa si apprendeva pure che *«le somme dovute da ciascuna delle Banche del Gruppo Unicredit sono interamente coperte dagli accantonamenti stanziati e, conseguentemente, l'ammontare oggetto dell'accordo transattivo finale porterà ad una **liberazione delle risorse** accantonate nel primo trimestre del 2019 a livello di Gruppo, con un **impatto positivo** sul conto economico, al netto delle tasse, pari a circa € 300 milioni e avrà un **ulteriore impatto positivo** sul ratio CET1 di Gruppo».*
- E.** Che vi era stata **espresa ammissione di colpevolezza** del compimento del reato di associazione a delinquere, avente espresa e formale valenza confessoria, da parte degli amministratori e alti dirigenti di UniCredit Bank AG ("UCB"), a seguito delle indagini condotte dalle magistrature statunitensi sulle attività svolte dalla capogruppo UniCredit S.p.A. ("UC") e dalle due controllate UniCredit Bank AG ("UCB") e UniCredit Bank Austria AG ("UCBA") nel decennio 2002-2012 in violazione di normative e leggi penali.
- F.** Che l'accordo transattivo per il pagamento in solido alle autorità statunitensi di **1,3 miliardi di dollari a titolo di sanzione pecuniaria** da parte della capogruppo UniCredit S.p.A. ("UC") e delle sue controllate UniCredit Bank AG ("UCB") e UniCredit Bank Austria AG ("UCBA") risultava essere stato necessario e funzionale per neutralizzare le attività delle magistrature statunitensi, il cui prosieguo avrebbe potuto ulteriormente aggravare la posizione delle banche del Gruppo Unicredit coinvolte e dei loro amministratori e alti dirigenti responsabili.

- G.** Che l'esborso della sanzione di 1,3 miliardi di dollari alle autorità statunitensi aveva procurato, sia per entità che per causale, **gravi e rilevanti danni** sotto diversi profili alla capogruppo UniCredit S.p.A. e al Gruppo Unicredit e alle rispettive proprietà ed azionariati.
- H.** Che le bozze dei bilanci societari di Unicredit al 31 dicembre 2019 offrivano notizie scarse e ridotte (confermative di **false comunicazioni sociali e falso dei bilanci** nei periodi di pertinenza, anche rispetto al citato comunicato stampa del 15 aprile 2019) sull'intera vicenda e non davano alcuna informazione sulle responsabilità connesse all'accordo transattivo intervenuto con le magistrature statunitensi, confermando soltanto che *«la capogruppo UniCredit S.p.A., UCB AG e UCB Austria hanno pagato pene pecuniarie per un totale di circa 1,3 miliardi di dollari e hanno concordato di implementare determinate policy e procedure correttive»* con le autorità Federali Usa e dello Stato di New York (cfr. pagine 368-369 della bozza del bilancio consolidato 2019 Gruppo Unicredit, la voce *«Questioni connesse alle sanzioni economiche»* del paragrafo *«Contenziosi che coinvolgono la capogruppo Unicredit S.p.A.»*, collocato nel capitolo 2.5 *«Rischi operativi»* della Sezione 2 sui "Rischi" prudenziali nella Parte E della Nota integrativa consolidata).
- I.** Che i gravi fatti di gestione avevano coinvolto i vertici e gli alti dirigenti della capogruppo UniCredit S.p.A. non solo per diretta responsabilità, ma anche per avere determinato nel lungo periodo decennale di pertinenza dei fatti la nomina dei componenti degli organi delle altre due banche del Gruppo Unicredit sanzionate, UniCredit Bank AG ("UCB" con sede a Monaco in Germania, controllata dalla capogruppo UniCredit S.p.A. al 100% del capitale sociale) e UniCredit Bank Austria AG ("UCBA" con sede a Vienna in Austria,

controllata dalla capogruppo UniCredit S.p.A. al 99,99% del capitale sociale).

- J.** Che i sottoscritti proponenti non erano potuti intervenire personalmente nella passata assemblea degli azionisti UniCredit S.p.A. del 9 aprile 2020 a Milano e ivi non avevano potuto presentare la loro proposta di azione sociale di responsabilità, essendo stati costretti a conferire relativa delega-subdelega assembleare a Computershare S.p.A., quale unico rappresentante autorizzato a partecipare ai lavori assembleari, per avere i vertici di UniCredit S.p.A. scelto l'opzione prevista al comma 4 dell'art.106 D.L. n.18/2020 (emesso per l'emergenza epidemiologica da covid-19), rispetto ad altre opzioni indicate dallo stesso art.106 e favorevoli alla più ampia partecipazione assembleare, come i mezzi di telecomunicazione che, pur essendo previsti da oltre dieci anni in base all'articolo 1 del D.Lgs. 27 gennaio 2010 n.27 e pur essendo stati introdotti nell'articolo 9.2 dello Statuto societario, non sono stati ancora attuata dai vertici e dagli alti dirigenti di UniCredit S.p.A.
- K.** Che i sottoscritti proponenti avevano chiesto al loro delegato obbligatorio Computershare S.p.A. di leggere e depositare per la votazione la loro proposta di azione sociale di responsabilità al 1° punto all'ordine del giorno (bilancio 2019) dell'assemblea degli azionisti di UniCredit S.p.A. del 9 aprile 2020, con relativa allegazione al verbale assembleare unitamente a 3 documenti da considerare sua parte integrante:
- 1.1 comunicato UniCredit S.p.A. 15 aprile 2019 (ammissione di colpevolezza per il reato di associazione a delinquere e pagamento della sanzione pecuniaria di 1,3 miliardi di dollari alle autorità statunitensi);

1.2 stralcio bilancio 2020 Gruppo UniCredit (info sui fatti sanzionati dalle magistrature statunitensi al paragrafo «*Contenziosi che coinvolgono la capogruppo UniCredit S.p.A.*», nel capitolo 2.5 della Parte E nota integrativa);

1.3 stralcio di due bilanci del Gruppo UniCredit (gli amministratori e alti dirigenti del Gruppo dei soli due esercizi 2008 e 2010).

- L.** Che prima dell'inizio dei lavori dell'assemblea degli azionisti di UniCredit S.p.A. del 9 aprile 2020 detta proposta di azione di responsabilità era stata trasmessa a mezzo pec dall'indirizzo *minoranzainunicredit@pec.it* (a firma dell'azionista delegato F. Saverio Telesca) agli indirizzi *comunicazioni@pec.unicredit.it* (di UniCredit S.p.A.) e *unicredit@pecserviziotitoli.it* (di Computershare S.p.A.).
- M.** Che gli amministratori e alti dirigenti di UniCredit S.p.A. e il rappresentante obbligatorio Computershare S.p.A. **non hanno voluto dare corso** alla proposta di azione sociale di responsabilità di cui trattasi, non essendovi alcuna menzione nel relativo verbale assembleare (atto nn.32171/14919 notaio Ezilda Mariconda, che era comunque stata informata della detta proposta prima dell'inizio dei lavori assembleari del 9 aprile 2020).
- N.** Che durante i lavori dell'assemblea di UniCredit S.p.A. del 9 aprile 2020 Computershare S.p.A. inviava ai sottoscritti proponenti una nota pec, di cui si trascrive ampio stralcio:
«Buongiorno, in riferimento alla sua e-mail, vi riportiamo qui di seguito la risposta della società.
Cordiali saluti.
Computershare Spa
From: Nuzzo Manlio Stefano (UniCredit)
Sent: giovedì 9 aprile 2020 09:51
To: 'Enrico Monicelli' <Enrico.Monicelli@computershare.it>

Cc: 'Luca Siviero' <Luca.Siviero@computershare.it>

Subject: RE: Azione Responsabilità

UniCredit Group - Internal Use Only

Ciao Enrico,

come da nostro comunicato stampa, sotto riportato, le proposte di deliberazioni dovevano pervenire entro il 4 aprile.

Per parità di trattamento nei confronti di tutti gli azionisti non riteniamo possibile dunque per la società, e per il suo rappresentante designato, derogare a questa regola che è stata per tempo resa nota a tutti gli azionisti.

La proposta di deliberazione arrivata da vari soci, per i quali peraltro non sono sicuro abbiate ricevuto delega da tutti, non è dunque ricevibile.

Grazie mille

Ciao

Manlio...».

Considerato

- 1) che i sottoscritti proponenti avevano inviato la proposta di azione sociale di responsabilità al loro delegato obbligatorio Computershare S.p.A. prima dell'apertura dei lavori dell'assemblea degli azionisti di UniCredit S.p.A. del 9 aprile 2020;
- 2) che ai sensi dell'articolo 2393 del codice civile la loro proposta di azione sociale di responsabilità doveva essere presentata dal delegato obbligatorio Computershare S.p.A. nell'assemblea degli azionisti UniCredit S.p.A. del 9 aprile 2020 al punto n.1 dell'ordine del giorno durante la discussione sul bilancio societario al 31 dicembre 2019 e in quella sede doveva essere posta in votazione;

- 3) che era risultato palesemente *contra legem* l'obbligo di inoltrare entro il 4 aprile 2020 (cioè cinque giorni prima dell'assemblea) ad UniCredit S.p.A. la proposta di azione sociale di responsabilità, come indicato nella nota pec del 9 aprile 2020 inviata dai vertici e dall'alta dirigenza UniCredit S.p.A. al delegato obbligatorio Computershare S.p.A. *ante* avvio dei lavori assembleari;
- 4) che la Consob soltanto dal 10 aprile 2020 (giorno successivo all'assemblea degli azionisti UniCredit S.p.A. del 9 aprile 2020) ha inteso intervenire sul funzionamento assembleare nel caso di emergenza sanitaria da coronavirus (vd. comunicazione Consob n.3/2020);
- 5) che detta proposta di azione sociale di responsabilità non è stata presentata, come richiesto dai sottoscritti proponenti, il 9 aprile 2020 nell'assemblea degli azionisti di UniCredit S.p.A., unico organo competente a trattare e a decidere in materia;
- 6) che la mancata trattazione in assemblea, oltre ad essere illegittima, ne ha alterato il dibattito;
- 7) che della menzionata proposta non vi è alcuna traccia nel relativo verbale assembleare del 9 aprile 2020 (atto nn.32171/14919 notaio Ezilda Mariconda).

Tanto premesso e considerato, anche in via disgiunta, gli azionisti di UniCredit S.p.A. **Comitato Aria Pulita Basilicata Onlus, Associazione Liberiamo la Basilicata, Alfredo Sonnessa, Francesco Saverio Telesca ed Elman Rosania** (questi ultimi esponenti del Gruppo dei soci risparmiatori di minoranza dell'ex Banca Mediterranea costretto a confluire nel 2000/2007 in Banca di Roma/Capitalia-Unicredit e partecipe nel periodo 2000-2020 a tutte le 38 assemblee degli azionisti del

soggetto responsabile della fusione per incorporazione di Banca Mediterranea varata a maggioranza il 26 aprile 2000 a Potenza),

propongono

azione sociale di responsabilità nei confronti degli amministratori e degli alti dirigenti di Unicredit S.p.A. dell'epoca, inclusi il Presidente Cesare Bisogni e l'Amministratore Delegato Jean Pierre Mustier.

A seguito del divieto di partecipare all'assemblea degli azionisti del 15 aprile 2021, come imposto dai vertici di UniCredit S.p.A. per l'emergenza sanitaria da coronavirus, i sottoscritti proponenti

chiedono

che questa proposta di azione sociale di responsabilità venga **confermata, letta e depositata per la sua votazione** dal responsabile di Computershare S.p.A., quale loro delegato "obbligatorio", al 1° punto all'ordine del giorno (bilancio 2020) dell'assemblea degli azionisti di UniCredit S.p.A. del 15 aprile 2021 a Milano e venga allegata al relativo verbale assembleare con i seguenti documenti da considerare sua parte integrante:

- 1) atti della proposta di azione sociale di responsabilità presentata all'assemblea degli azionisti di UniCredit S.p.A. del 9 aprile 2020 (ammissione di colpevolezza per il reato di associazione a delinquere e pagamento della sanzione pecuniaria di 1,3 miliardi di dollari alle autorità statunitensi da parte del Gruppo UniCredit);
- 2) ricevute di consegna pec del 9 aprile 2020 in merito agli atti della proposta di azione sociale di responsabilità e nota pec negativa del 9 aprile 2020 del delegato obbligatorio Computershare spa e dei vertici e dell'alta dirigenza UniCredit S.p.A.

Proposta di azione di responsabilità nei confronti degli amministratori e alti dirigenti di UniCredit S.p.A.
per discussione e votazione al punto 1 o.d.g. (bilancio 2020) - Assemblea azionisti, Milano 15 aprile 2021

Comitato

Aria Pulita Basilicata Onlus

Domenico Spina n.g.

Associazione

Liberiamo la Basilicata

Giuseppe Motta n.g.

Alfredo Sonnessa

Alfredo

Francesco Saverio Telesca

Francesco Telesca

Elman Rosania

Elman Rosania

Omissis

Da "unicredit" <unicredit@pecserviziottoli.it>
A "minoranzainunicredit@pec.it" <minoranzainunicredit@pec.it>
Cc "comunicazioni@pec.unicredit.it" <comunicazioni@pec.unicredit.it>, "minoranzainunicredit@alice.it" <minoranzainunicredit@alice.it>
Data giovedì 9 aprile 2020 - 10:07

Re: Proposta di azione di responsabilità nei confronti degli amministratori e alti dirigenti di Unicredit S.p.A. depositata per l'assemblea degli azionisti di Unicredit S.p.A. del 9 aprile 2020.

Buongiorno, in riferimento alla sua email, vi riportiamo qui di seguito la risposta della società.

Cordiali saluti.
Computershare Spa

From: Nuzzo Manlio Stefano (UniCredit)
Sent: giovedì 9 aprile 2020 09:51
To: 'Enrico Monicelli' <Enrico.Monicelli@computershare.it>
Cc: 'Luca Siviero' <Luca.Siviero@computershare.it>
Subject: RE: Azione Responsabilita

UniCredit Group - Internal Use Only

Ciao Enrico,

come da nostro comunicato stampa, sotto riportato, le proposte di deliberazioni dovevano pervenire entro il 4 aprile.

Per parità di trattamento nei confronti di tutti gli azionisti non riteniamo possibile dunque per la società, e per il suo rappresentante designato, derogare a questa regola che è stata per tempo resa nota a tutti gli azionisti.

La proposta di deliberazione arrivata da vari soci, per i quali peraltro non sono sicuro abbiate ricevuto delega da tutti, non è dunque ricevibile.

Grazie mille

Ciao

Manlio

**** ** ****

Considerata la previsione di cui all'art. 126-bis, comma 1, del DLgs n.58/98 (TUF) in base al quale "*Colui al quale spetta il diritto di voto può presentare individualmente proposte di deliberazione in assemblea*", rispetto alla quale il Decreto Legge n.18/2020 ("Cura Italia") non ha previsto specifiche disposizioni in deroga, con riferimento all'Assemblea dei Soci convocata per il 9 aprile 2020, UniCredit precisa di seguito le modalità con le quali i soci potranno esercitare tale diritto.

Al riguardo, UniCredit comunica che:

- i soci legittimati a intervenire all'Assemblea potranno presentare eventuali proposte sui punti all'ordine del giorno da sottoporre alla stessa, inviandole tramite posta alla Sede Sociale (con espressa indicazione: "*All'attenzione del Group Corporate Affairs Department*") o a mezzo posta elettronica all'indirizzo corporate.law@pec.unicredit.eu;
- per consentire alla Società di rendere pubbliche tali proposte e di integrare i moduli di delega con le relative istruzioni di voto, le proposte dovranno pervenire ad UniCredit entro le ore 17:00 del 4 aprile 2020.

La legittimazione a formulare le proposte dovrà essere attestata dalla comunicazione prevista dall'art. 83-sexies del TUF effettuata dall'intermediario ai fini dell'intervento in Assemblea e dell'esercizio del diritto di voto.

Manlio Stefano Nuzzo
UniCredit S.p.A.
Head of Group Corporate Affairs Department
P.zza Gae Aulenti, 3 - Tower A
20154 - Milano, Italy

Da : "minoranzainunicredit" <minoranzainunicredit@pec.it>
A : comunicazioni@pec.unicredit.it, unicredit@pecserviziottoli.it
Cc : minoranzainunicredit@alice.it
Data : Thu, 9 Apr 2020 02:52:08 +0200
Oggetto : Proposta di azione di responsabilità nei confronti degli amministratori e alti dirigenti di Unicredit S.p.A. depositata per l'assemblea degli azionisti di Unicredit S.p.A. del 9 aprile 2020.

Assemblea degli azionisti di Mediobanca spa - Milano, 28 ottobre 2021
Allegati dell'intervento di Elman Rosania (Gruppo soci di minoranza ex Banca Mediterranea del Sud Italia)

DOCUMENTO 6

Proposta 2021 di azione sociale di responsabilità contro gli amministratori e gli alti dirigenti di Eni spa presentata da Associazione Liberiamo la Basilicata e Comitato Aria Pulita Basilicata Onlus (e altri azionisti della Basilicata) alla assemblea degli azionisti Eni (convocata il 12 maggio 2021 a Roma "a porte chiuse" per l'emergenza sanitaria covid-19 in presenza del solo incaricato dello studio Trevisan & Associati, unico delegato imposto a tutti gli azionisti Eni)



PROPOSTA

DI AZIONE SOCIALE DI RESPONSABILITA'

NEI CONFRONTI DEGLI AMMINISTRATORI

E DEGLI ALTI DIRIGENTI DI ENI s.p.a.

depositata

per l'assemblea degli azionisti di Eni s.p.a. convocata

"a porte chiuse" per il 12 maggio 2021 a Roma

composta

da una relazione di 15 cartelle e da 3 documenti allegati

che ne sono parte integrante

FIRMATA DAI 5 AZIONISTI DI ENI s.p.a.

Associazione Liberiamo la Basilicata (titolare di 1 azione)

Comitato Aria Pulita Basilicata Onlus (titolare di 1 azione)

Francesco Saverio Telesca (titolare di 1 azione)

Elman Rosania (titolare di 2 azioni)

Alfredo Sonnessa (titolare di 1 azione)



Potenza (Sud Italia), 27 aprile 2021

Ai Signori

Lucia Calvosa Presidente Eni s.p.a
Claudio Descalzi Amministratore Delegato Eni s.p.a.

e per quanto di competenza

Autorità Istituzionali

Loro Sedi

Oggetto: Proposta di azione di responsabilità nei confronti degli amministratori e alti dirigenti di Eni s.p.a. depositata per l'assemblea degli azionisti di Eni s.p.a. del 12 maggio 2021 a Roma.

I sottoscritti azionisti di Eni s.p.a., anche in via disgiunta, **Associazione Liberiamo la Basilicata** (Ente di promozione sociale, politica e culturale, senza fini di lucro, c.f. 96077030763) in persona del Presidente Giuseppe Di Bello (c.f. DBLGPP63A02G942S), **Comitato Aria Pulita Basilicata Onlus** (c.f. 96069550760) in persona del Vice Presidente Domenico Degregorio (c.f. DMNDRG86S24L738Y), **Francesco Saverio Telesca** (c.f. TLSFNC51L20G942R), **Elman Rosania** (c.f. RSNLMN59H05L738I), **Alfredo Sonnessa** (c.f. SNNLRD61E29F104Z).

Premessa

- A. Il Gruppo Eni, già Agip, è stato destinatario nel tempo di permessi di ricerca di idrocarburi (petrolio e gas) e di concessioni per la loro coltivazione nei territori Val D'Agri della provincia di Potenza nella regione Basilicata del Sud Italia, tra cui:
1. la **concessione "Grumento Nova"** conferita con Decreto Ministeriale 9 ottobre 1990 ¹ alla società Agip s.p.a. (c.f. 00464580588);

¹ Il Decreto Ministeriale venne firmato dall'allora Ministro dell'Industria Guido Bodrato del VI Governo presieduto da Giulio Andreotti.

2. la **concessione “Caldarosa”** conferita con Decreto Interministeriale 15 luglio 1991 ² alle società Agip s.p.a. (c.f. 00464580588) e Selm s.p.a. (c.f. 03594220158) per le rispettive quote 75% e 25%, quest’ultima trasferita alla Selm Petroleum s.r.l. (c.f. 08529670163);
 3. la **concessione “Vulturino”** conferita con atto ministeriale del 27 dicembre 1993 ³ alle società Agip s.p.a. (c.f. 00464580588), Enterprise Oil Exploration Ltd (c.f. 97036740583) e Fiat Rimi s.p.a. (c.f. 00686300013) per le rispettive quote 40%, 55%, 5%.
- B.** Dopo il rilascio delle su citate concessioni l’Eni s.p.a., subentrata ad Agip s.p.a., iniziò nel Comune di Viggiano - Val D’Agri della provincia di Potenza la costruzione del Centro Olio Monte Alpi con capacità lavorativa giornaliera di 7.500 barili di petrolio e di 300.000 metri cubi di gas ed esso venne messo in esercizio nel 1996 per processare gli idrocarburi estratti dai tanti pozzi posizionati nella zona della Val D’Agri.
- C.** Successivamente venne concesso l’ampliamento della concessione “Caldarosa” e la Giunta della Regione Basilicata emanò il 18 novembre 1998 a Roma, all’unanimità dei presenti ⁴, la delibera n.3530/’98, con cui approvò il “Protocollo di Intenti” per le compensazioni legate alle attività di sfruttamento del giacimento “Val D’Agri” a scadenza ventennale, contestualmente firmato da

² Il Decreto Interministeriale venne firmato all’epoca dal Ministro dell’Industria Guido Bodrato e dal Ministro delle Partecipazioni Statali Adolfo Battaglia del VI Governo presieduto da Giulio Andreotti.

³ L’atto ministeriale venne firmato all’epoca da Ettore Rossoni, Direttore Generale delle Miniere del Ministero dell’Industria guidato da Paolo Savona nel Governo presieduto da Carlo Azelio Ciampi.

⁴ I componenti della Giunta Regionale presenti il 18 novembre 1998 a Roma, nella sede secondaria della Regione Basilicata in via Nizza n.35, furono all’epoca il Presidente Angelo Raffaeale Dinardo, il Vice Presidente Filippo Bubbico e gli Assessori Rocco Colangelo, Franco Mattia, Carlo Chiurazzi, Vito De Filippo.

Angelo Raffaele Dinardo, Presidente della Regione Basilicata, e
da Franco Barbabé, Presidente dell'Eni s.p.a.

D. Nell'anno 2001:

- veniva disposto l'accorpamento delle sopra citate concessioni di coltivazione idrocarburi "Grumento Nova", "Caldarosa" e parte della "Volturino" a favore delle società Eni s.p.a. e Enterprise Oil Italiana s.p.a. rispettivamente titolari delle quote 71% e 29% della concessione "Grumento Nova ampliata" (a 398,39 Km²);
- veniva messo in esercizio dall'Eni s.p.a. il nuovo Centro Olio Val D'Agri (COVA), impianto di lavorazione degli idrocarburi autorizzato ad inglobare e ampliare il pregresso Centro Olio Monte Alpi di Viggiano.

E. Nell'anno 2003 le quote delle concessioni di coltivazione idrocarburi in Val D'Agri detenute da Enterprise Oil Italiana s.p.a. venivano trasferite a Shell Italia E&P s.p.a. e il successivo 2005 venivano accolte le istanze delle società concessionarie Eni s.p.a. e Shell Italia E&P s.p.a.⁵:

- per l'unificazione nella concessione denominata "Val D'Agri" delle due sole concessioni ormai esistenti (la "Grumento Nova ampliata" a 398,39 Km² e la "Volturino ridotta" a 261,76 Km²);
- per l'assegnazione ad Eni s.p.a. (c.f. 00484960588) e Shell Italia E&P s.p.a. (c.f. 05160421003) delle rispettive quote 66% e 34%;
- per la conferma della scadenza concessoria ventennale al 26 ottobre 2019.

F. Nel 2010 l'Eni s.p.a. variava il programma dei lavori della concessione "Val D'Agri" e venivano autorizzati ed effettuati nuovi interventi di modifica e ammodernamento del Centro Olio

⁵ L'atto di accoglimento delle istanze delle società concessionarie Eni s.p.a. e Shell Italia E&P s.p.a. venne firmato il 28 dicembre 2005 da Sergio Garribba, Direttore Generale dell'Energia e delle Risorse Minerarie del Ministero dello Sviluppo Economico all'epoca guidato da Gianfranco Micciché nel III Governo presieduto da Silvio Berlusconi.

Val D'Agri, al fine di consentire l'aumento della trattazione di importanti e ambizioni quantitativi di idrocarburi estratti dal sottosuolo, elevando la capacità di lavorazione giornaliera del COVA a 104.000 barili di greggio e 4.660.000 metri cubi di gas.

- G.** Riguardo a talune attività connesse alla citata concessione “Val D'Agri” la competente la Procura della Repubblica presso il Tribunale di Potenza svolgeva indagini giudiziarie in merito al compimento dei **reati di traffico e smaltimento illecito di rifiuti pericolosi prodotti da attività estrattive** effettuate in violazione dei codici del Catalogo europeo dei rifiuti (procedimento iscritto al r.g.n.r. n.4542 del 2010), da cui scaturiva il giudizio n.856 del 2020⁶ innanzi al Tribunale Penale di Potenza (in fase dibattimentale) nei confronti di 35 imputati.
- H.** Il giudizio penale si è concluso recentemente e il Tribunale di Potenza, all'esito dell'udienza del 10 marzo 2021, ha pronunciato e pubblicato mediante lettura del dispositivo la sentenza n.326/2021, riservando il deposito delle motivazioni in 90 giorni⁷, con la quale:
1. sono stati **condannati i dirigenti di Eni s.p.a. Ruggero Gheller, Enrico Trovato, Roberta Angelini, Nicola Allegro, Vincenzo Lisandrelli e Luca Bagatti**, nonché il dirigente della Regione Basilicata Salvatore Lambiase (ai sensi degli articoli 452 quaterdecies e 28 e seguenti del codice penale);
 2. è stata **condannata l'Eni s.p.a.** a pagare la sanzione amministrativa pecuniaria di euro 700.000,00 (per 700 quote), quale responsabile civile degli illeciti amministrativi compiuti;

⁶ Questo giudizio n.856/2020 è stato inizialmente iscritto al n.1753/2017 del Tribunale Penale di Potenza e la prima udienza dibattimentale si è tenuta il 6 novembre 2017.

⁷ Alla data di presentazione (27 aprile 2021) della presente proposta di azione sociale di responsabilità nei confronti degli amministratori e alti dirigenti di Eni s.p.a. non risultano essere state depositate le motivazioni della sentenza penale del 10 marzo 2021.

3. è stata **disposta a carico dell'Eni s.p.a. la confisca** di euro 44.248.071,00 per equivalente del profitto del reato, da cui detrarre i costi sostenuti per adeguamento impianto;
4. sono stati **condannati in solido i 7 dirigenti** citati al precedente n.1 e **l'Eni s.p.a. al risarcimento dei danni, patrimoniali e non patrimoniali**, da liquidarsi in separata sede in favore delle numerose parti civili ⁸, nonché alla refusione delle spese giudiziarie alle stesse parti civili liquidate in complessivi euro 53.000,00;
5. sono state **rigettate** le richieste di provvisionale;
6. sono stati, con diverse formule, **assolti gli altri 28 imputati e**, per alcuni capi di imputazione, anche i 6 dirigenti dell'Eni s.p.a. indicati al precedente n.1;
7. sono state **escluse responsabilità delle 9 società coinvolte nella vicenda giudiziaria** (Ecosistem s.r.l., Ireos s.p.a., Tecnoparco Valbasento s.p.a., Criscuolo Ecopetrol Service s.r.l., De Cristofaro s.r.l., Iam s.p.a., Consuleco s.r.l., Solvic s.r.l. e Uniproject s.r.l.), per mancanza di prova dell'illecito amministrativo dipendente da reato.

I. Come dedotto dai sottoscritti proponenti lo scorso anno ⁹, la gravità della vicenda delle estrazioni di idrocarburi nella regione

⁸ Tra le parti civili vi sono il Ministero dell'Ambiente, la Regione Basilicata, i Comuni di Grumento Nova, Montemurro, Pisticci e Viggiano della provincia di Potenza, oltre a molteplici cittadini della Basilicata e associazioni ambientaliste.

⁹ Cfr. la lettera G della precedente proposta di azione di responsabilità depositata dai sottoscritti proponenti il 28 aprile 2020 per la sua discussione e votazione nell'assemblea degli azionisti di Eni s.p.a. del 13 maggio 2020, svoltasi in presenza del solo incaricato della società Computershare s.p.a., quale "delegato obbligatorio" di tutti gli azionisti, ai quali i vertici societari avevano vietato di presenziare di persona ai lavori assembleari, optando per la modalità fissata dal 2° comma dell'articolo 106 D.L. n.18/2020 (emergenza epidemiologica da covid-19).

In verità il precedente 2° comma del citato articolo 106 D.L. n.18/2020, in deroga a qualsiasi disposizione statutaria, autorizza le società quotate a tenere l'assemblea anche mediante "mezzi di telecomunicazione", modalità favorevole alla più ampia partecipazione assembleare e introdotta da oltre dieci anni in base all'articolo 1 del D.Lgs. n.27/2010 (Attuazione della direttiva 2007/36/CE, relativa all'esercizio di alcuni diritti degli

Basilicata ha avuto un'ulteriore impennata con i **mega sversamenti di petrolio consistiti nella gigantesca e perdurante perdita di greggio semi lavorato accertata soltanto il 25 gennaio 2017**, a seguito della denuncia-querela di Guido Bonifacio, dirigente del Consorzio industriale (ente gestore dell'area industriale di Viggiano), e di Antonio Zuddas, direttore della società Argaip (soggetto gestore del depuratore dell'area industriale consortile), presentata ai Carabinieri del NOE di Basilicata e citata nel cd. Piano di caratterizzazione degli eventi (cfr. cap.2 "cronistoria eventi") elaborato il 4 aprile 2017 per il COVA di Viggiano.

J. Tale perdita di greggio dai serbatoi e dalle condotte del COVA era ben nota prima del 2017, tra l'altro:

1. perché il compianto dirigente di Eni s.p.a. Gianluca Griffa (responsabile della sicurezza del COVA) sin dal 2012 aveva comunicato gli sversamenti del COVA ai vertici e alti dirigenti della società;
2. perché l'ispettore Domenico Di Donato dell'Istituto Italiano di saldatura (struttura altamente specialistica cui si era rivolta l'Eni nel 2012) in data 3 maggio 2018 aveva imputato gli sversamenti al «risultato di 7/8 anni di perdite» di greggio, uno stillicidio durato molti anni, «*antecedente al 2012 prima della perdita rilevata nel serbatoio A*», ritenendo che le smisurate fuoriuscite accertate nel COVA non potevano essere attribuite ai soli «*fori sul serbatoio D nelle parti periferiche*», come sostenuto dai vertici e alti dirigenti aziendali dopo la denuncia-querela di Guido Bonifacio e Antonio Zuddas del 25 gennaio 2017 innanzi citata¹⁰;

azionisti di società quotate), la quale, pur essendo stata recepita dall'articolo 14.2 dello Statuto societario, non è stata ancora attuata dai vertici e dall'alta dirigenza di Eni s.p.a.; e lo Statuto prevede l'uso dei "mezzi di telecomunicazione" anche per le riunioni degli altri organi: Consiglio di amministrazione (articolo 19.1) e Collegio sindacale (articolo 28.4).

¹⁰ Il fatto che la gigantesca e perdurante perdita di greggio fosse nota prima del 2017 si evince anche dalla nota 14 marzo 2017 prot. n.44585/23AB della Regione Basilicata

3. perché il professore Luciano Lazzari del Dipartimento di Chimica e Materiali del Politecnico di Milano aveva dichiarato, dopo gli sversamenti accertati a gennaio 2017, che la corrosione rilevata nei serbatoi del COVA con eventi da «*perforazione severa*» (serbatoio C), su cui nel 2013 l'Eni gli aveva conferito incarico di studiare le cause, era dipesa dalla «*insufficiente protezione catodica*»¹¹ che obbligava i responsabili aziendali ad adottare interventi appropriati ed efficaci;
4. perché taluni dipendenti dell'Eni s.p.a. avevano commentato il 19 giugno 2017 che i mega sversamenti non erano dipesi da un evento istantaneo, bensì da «*perdite così dette da stillicidio*» che andavano avanti da anni.

K. La gigantesca e perdurante perdita di greggio accertata a gennaio 2017 avrebbe inquinato irreversibilmente la falda acquifera dei Comuni di Viggiano e Grumento Nova (viciniori al COVA) e in maniera grave il più vasto territorio della Val D'Agri e delle zone contermini (Vallo di Diano e del Cilento in provincia di Salerno) attraverso le

Dipartimento Ambiente ed Energia inviata ai responsabili dell'Eni s.p.a. e avente ad oggetto «*D.Lvo 152/2006 e dm.i. art. 29-decies, comma 9 lettera a. Centro Olio Val d'Agri della società Eni s.p.a. Diffida*», la quale, nel fare riferimento al confronto tra lo standard internazionale AP1653 e lo storico dei controlli effettuati sui componenti dei serbatoi di stoccaggio del COVA, evidenziava tra l'altro:

- che già «*nel novembre 2008 il rivestimento interno del serbatoio V220-TB-001D risultava degradato per il 70% della superficie*» e che gli interventi di riparazione si riscontravano solo «*di recente*» (nel 2017);
- che già «*nel 2009 la sigillatura dei giunti della pavimentazione del bacino di contenimento dell'altro serbatoio V220-TB-001D risultava usurata*» e che le verifiche sul fondo del sopra citato serbatoio, fatte tra ottobre 2012 e maggio 2013, avevano riscontrato «*un rivestimento quasi del tutto assente con corrosioni estese sul trincarino, sul fondo e sui pozzetti di drenaggio soprattutto nelle zone periferiche*», nonché avevano confermato l'esistenza di «*sottospessori rilevati visivamente*» e avevano rilevato la presenza di «*n.2 fori passanti con diametro equivalente di circa 25 mm*» che avevano sversato greggio nei terreni e nelle falde acquifere.

¹¹ In merito il professore Luciano Lazzari spiegava che detta protezione catodica è «*una tecnica elettrochimica per prevenire la corrosione*» del ferro dei serbatoi/tubazioni/lamiere e sposta il processo corrosivo dal ferro all'anodo, per cui necessita un numero di anodi sufficienti ad attrarre su di loro la corrosione per non farla riversare sul ferro.

ramificazioni e correnti sotterranee, elevando notevolmente il rischio di compromissione delle numerose sorgenti ivi presenti e del vicino invaso del Pertusillo, distante circa 2 chilometri dal COVA e avente capacità di circa 155 milioni di metri cubi di acqua potabile a servizio, tra l'altro, di milioni di abitanti delle regioni Puglia e Campania, confinanti con la Basilicata.

- L. Per i mega sversamenti accertati nel gennaio 2017 la competente Procura della Repubblica presso il Tribunale di Potenza svolgeva indagini, configurando il **reato di disastro ambientale** nel procedimento penale r.g.n.r. n.771 del 2017 a carico di Ruggero Gheller e Enrico Trovato (alti dirigenti di Eni s.p.a. condannati il 10 marzo 2021 nel giudizio penale n.856 del 2020 di 1° grado ¹²), Andrea Palma (altro dirigente di Eni s.p.a.), Antonio Tuzzolo, nonché Mario Carmelo De Bona e Saverio Laurenza (dirigenti dei Vigili del Fuoco in Basilicata), Mariella Divietri (responsabile Arpab), Giovanbattista Vaccaro (responsabile Inail), Antonella Amelina (responsabile del Comune di Viggiano), questi ultimi tutti componenti del Comitato Tecnico Regionale che avrebbe dovuto vigilare sulle installazioni a rischio incidenti rilevanti.
- M. Al riguardo il Procuratore della Repubblica Francesco Curcio dichiarava che *«gli esiti di questa inchiesta dimostrano come in Val D'Agri vi sia stato un **disastro ambientale** che ha compromesso tutte le matrici, terra e acqua in particolare, conseguenza di una **politica aziendale**, legittimamente interessata alla produzione, ma che **non ha avuto di mira la tutela dell'ambiente e del territorio** come avrebbe dovuto essere secondo legge»* (cfr. conferenza stampa del 23 aprile 2017).
- N. Il prosieguo giudiziario è giunto alla fase dibattimentale di 1° grado avanti al Tribunale Penale di Potenza, che nel dicembre

¹² Cfr. ante lettera H.

2019 ha accolto molteplici istanze di parte civile, incluse quelle depositate il 28 ottobre 2019 dall'Associazione "Liberiamo la Basilicata" e dal Comitato "Aria Pulita Basilicata Onlus" firmatari di questo atto.

O. In merito alla nefasta vicenda la sottoscritta proponente Associazione "Liberiamo La Basilicata" riceveva delega/incarico a campionare le acque della falda del Comune di Viggiano, del fiume Agri e dell'invaso del Pertusillo da parte degli uffici del senatore Bartolomeo Pepe (membro Commissione Bicamerale sul ciclo dei rifiuti e reati connessi, cd. Commissione Ecomafie, XVII Legislatura 2013-2018) e **le analisi del 29 maggio 2017 rilevavano i fuori limite:**

1. per le acque **sotterranee (o di falda) nel Comune di Viggiano** (rapporto di prova n. 3092/17, data prelievo 22.05.2017 in località Zona industriale di Viggiano in provincia di Potenza)¹³ ;
2. per le acque del **fiume Agri** (rapporto di prova n.3090/17 committente Liberiamo la Basilicata, data prelievo 22.05.2017 in località contrada Ponte delle Chianche fiume Agri in Grumento Nova nella provincia di Potenza, ore 11,35 del 22.05.2017, imballaggio con 1 bottiglia sterile, 1 bottiglia in plastica, 1 bottiglia in vetro, 1 vials in vetro)¹⁴ ;

¹³ I dati dell'analisi a cura del Centro Analisi Biochimiche certificato "Accredia" (laboratorio n.0859 con sede a Rizziconi in provincia di Reggio Calabria) sono risultati essere: **SAR 92.710 fuori limite** (max 10, metodo 0000-00 / metodo interno), nonché Richiesta biochimica di ossigeno (B.O.D.5 a 20°C. in mg O2 /l) **80.0 fuori limite** (max 20 metodo 1035-00 / APAT CNR IRSA 5120 Man 29 - 2003), nonché Richiesta chimica di ossigeno (C.O.D. in mg O2 /l) **340.5 fuori limite** (max 100 metodo: 1040-01 / ISPRA 5135 Man 117:2014), nonché **Solfati** (come SO4 in mg/l) **687.27 fuori limite** (max 500 metodo 0000-00 / CNR-IRSA/94 Determinazione torbidimetrica), nonché **Cloruri** (in mg Cl /l) **6925.29** (max 200 metodo: 0000-00 / CNR-IRSA/94 Met. A Determinazione argentometrica con indicatore 1155), nonché **Solventi organici aromatici totali** (in mg/l) **0.03 fuori limite** (max 0.01 metodo: 0000-00 / EPA 5030C 2003 + EPA 8260C 2006) e «limitatamente ai parametri analizzati, il campione risulta non conforme alla Tabella IV dell'allegato V D.Lgs. n.152 del 3 aprile 2006, per quanto concerne lo scarico su suolo».

¹⁴ I dati dell'analisi sono risultati essere: **Idrocarburi totali** in mg/litro con risultato **1.310 fuori limite** (max 0.05, metodo 0000-00 / EPA 3535A 2007 + EPA 8270D 2014) e «limitatamente ai parametri analizzati, il campione risulta non conforme alla tabella 1/A, allegato 2, parte III del D.Lgs.152/2006 e s.m.i.».

3. per le acque invasate del **Pertusillo** (rapporto di prova n. 3091/17, data prelievo 22.05.2017 in località Pertusillo, Madonna Grumentina nel Comune di Grumento Nova in provincia di Potenza, ore 9,45 del 22.05.2017) ¹⁵.
- P. Attualmente l'Eni s.p.a. stà continuando, ininterrottamente dal 2017, ha svolgere la notevole attività di emungimento della gigantesca perdita di greggio dai serbatoi e dalle condotte del COVA tramite pompe sommerse, insieme ad altre attività per circoscrivere i danni prodotti dal disastro ambientale in Basilicata.
- Q. Nel contempo l'Eni s.p.a. continua ad operare in regime di *prorogatio* della concessione di coltivazione idrocarburi "Val D'Agri" scaduta il 26 ottobre 2019, non avendo ancora sottoscritto il nuovo accordo con le diverse parti coinvolte, nel quale, alla luce del disastro ambientale verificatosi presso il COVA, si impone l'inserimento dell'obbligo per la società petrolifera di fornire la **garanzia cauzionale a carattere assicurativo e fideiussorio, escutibile a semplice richiesta scritta**, nella misura di tre volte il valore dell'investimento (dieci miliardi di euro circa) a totale copertura dei danni procurati allo Stato e al territorio della regione Basilicata, al fine di affermare il **principio inderogabile che chi danneggia paga e risarcisce** anche i singoli operatori economici dei territori lesi, come dedotto lo scorso anno dai sottoscritti proponenti ¹⁶.

¹⁵ I dati dell'analisi sono risultati essere:

Idrocarburi totali in mg/l con risultato **0.900 fuori limite** (max 0.05, metodo 0000-00 / EPA 3535A 2007 + EPA 8270D 2014 A2711) e, «limitatamente ai parametri analizzati, il campione risulta **non conforme** alla tabella 1/A, allegato 2, parte III del D.Lgs.152/2006 e s.m.i.».

¹⁶ Cfr. la lettera M della precedente proposta di azione di responsabilità depositata dai sottoscritti proponenti il 28 aprile 2020 per la sua discussione e votazione nell'assemblea degli azionisti di Eni s.p.a. del 13 maggio 2020, richiamando i contenuti della lettera 10 ottobre 2019 inviata da Giuseppe Di Bello (Presidente della proponente Associazione "Liberiamo la Basilicata") alle diverse Autorità preposte e istituzionali.

CONSIDERATO

- 1)** che per fatti ambientali consumati presso il Centro Olio Val D'Agri e nella regione Basilicata, il 10 marzo 2021 sono stati **condannati l'Eni s.p.a. e i suoi dirigenti** Ruggero Gheller, Enrico Trovato, Roberta Angelini, Nicola Allegro, Vincenzo Lisandrelli e Luca Bagatti da parte del Tribunale Penale di Potenza, come dedotto alle lettere G-H della premessa;
- 2)** che per altri fatti ambientali consumati sempre presso il Centro Olio Val D'Agri e nella regione Basilicata è **in corso altro giudizio ancora nei confronti dell'Eni s.p.a. e dei suoi alti dirigenti**, giunto in fase dibattimentale davanti al Tribunale Penale di Potenza, come dedotto alle lettere I-J-K-L-M-N-O-P della premessa;
- 3)** che per questi ultimi fatti, attinenti ai mega sversamenti di petrolio accertati soltanto a gennaio 2017, in base a quanto dedotto alla lettera J della premessa (dichiarazioni di Gianluca Griffa, Domenico Di Donato, Luciano Lazzari e taluni dipendenti di Eni s.p.a., nonché nota di diffida 14 marzo 2017 prot. n.44585/23AB della Regione Basilicata) **vengono smentite le tesi dell'incidente non prevedibile e dell'evento istantaneo o comunque di breve tempo** - da associare ai fori del solo serbatoio D del COVA - sostenute dai vertici e dagli alti dirigenti di Eni s.p.a. nelle loro osservazioni alla precedente proposta di azione sociale di responsabilità presentata all'assemblea di bilancio dello scorso anno 2020 dai sottoscritti proponenti;
- 4)** che la persistenza degli ingenti danni causati al territorio e alle popolazioni della Basilicata richiamano in causa le responsabilità dei vertici e degli alti dirigenti dell'Eni s.p.a. sotto diversi profili, inclusi quelli risarcitori e quelli determinati dagli alti oneri per

l'emungimento del greggio dal sottosuolo e dalla falda acquifera inquinata e per le altre attività a circoscrivere i danni prodotti dal disastro ambientale in Basilicata;

- 5) che tali danni sono stati originati, oltre per non avere applicato tutte le tecnologie esistenti e gli strumenti di analisi già noti, anche e soprattutto per aver dato - i vertici e gli alti dirigenti l'Eni s.p.a. - priorità assoluta alla produzione rispetto ai temi della sicurezza e della cura dell'ambiente in Basilicata;
- 6) che il comportamento dei diversi responsabili dell'Eni s.p.a. continua ad arrecare gravi danni economici non solo alla stessa Società e al suo azionariato, bensì anche ai territori danneggiati, ai loro contesti sociali e allo Stato per il mancato rispetto delle leggi;
- 7) che la bozza del bilancio societario al 31 dicembre 2020 offre notizie ridotte e limitate rispetto ai nefasti accadimenti avvenuti al COVA e nei territori di pertinenza della regione Basilicata, che comprovano ulteriormente le responsabilità dei vertici e dell'alta dirigenza dell'Eni s.p.a. (anche rispetto alle diverse informative diramate Eni s.p.a.) sull'intera e delicata vicenda ambientale;
- 8) che i gravi fatti di gestione coinvolgono i vertici e l'alta dirigenza della capogruppo Eni s.p.a. sia per diretta responsabilità gestionale, sia per avere determinato nel lungo periodo di pertinenza la nomina dei responsabili del Distretto Meridionale Val D'Agri, nonché degli altri dirigenti coinvolti a vario titolo nel disastro ambientale accertato a gennaio 2017 e negli inquinamenti da estrazioni petrolifere procurati in Val D'Agri e nella regione Basilicata;

In virtù di quanto innanzi premesso e considerato, anche in via disgiunta, gli azionisti di Eni s.p.a. **Associazione Liberiamo la Basilicata e Comitato Aria Pulita Basilicata Onlus**, insieme agli altri azionisti **Francesco Saverio Telesca, Elman Rosania e Alfredo Sonnessa** (esponenti del Gruppo dei soci risparmiatori di minoranza dell'ex Banca Mediterranea costretto a confluire nel 2000/2007 in Banca di Roma/Capitalia-Unicredit e partecipe "*in prevalente veste osservativa*" alle precedenti quattro assemblee di bilancio degli azionisti di Eni s.p.a. tenute a Roma nel 2017, 2018, 2019, 2020),

propongono

azione sociale di responsabilità nei confronti degli amministratori e degli alti dirigenti di Eni s.p.a. e in primis dei Presidenti, degli Amministratori Delegati, dei Direttori e Vice Direttori Generali di Eni s.p.a. succedutisi nel tempo dall'entrata in esercizio del Centro Olio Val D'Agri (COVA) nella regione Basilicata del Sud Italia.

A seguito del divieto di partecipare fisicamente all'assemblea degli azionisti del 12 maggio 2021 imposto dai vertici di Eni s.p.a. che, tra le diverse opzioni sulle modalità di svolgimento della detta assemblea indicate nell'articolo 106 D.L. n.18/2020 (emergenza epidemiologica da covid-19), hanno scelto quella prevista al 4° comma e hanno stabilito che *«l'intervento e il voto in assemblea»* degli azionisti deve avvenire **esclusivamente** tramite lo studio legale "Trevisan & Associati", il rappresentante designato dagli stessi vertici di Eni s.p.a., al quale i proponenti sono "obbligati" a dare delega-subdelega (ai sensi degli articoli 135-undecies e 135-novies D.Lgs. n. 58/98 TUF) per esercitare il loro diritto di intervento e di voto in assemblea¹⁷, gli stessi proponenti

¹⁷ E' il secondo anno consecutivo che i vertici societari di Eni s.p.a. vietano agli azionisti l'accesso personale ai locali dell'assemblea di bilancio, per essersi riavvalsi della facoltà prevista dal 4° comma dell'articolo 106 D.L. n.18/2020, come modificato dall'articolo 3 D.L. n.183/2020.

chiedono

che questa proposta di azione sociale di responsabilità venga **confermata, letta e depositata** per la sua votazione dal responsabile dello studio legale “Trevisan & Associati”, quale loro delegato “obbligatorio”, al 1° punto all’ordine del giorno (bilancio 2020) dell’assemblea degli azionisti di Eni s.p.a. del 12 maggio 2021 a Roma e venga allegata al verbale assembleare con i seguenti documenti da considerare sua parte integrante:

1. il dispositivo della sentenza n.326/2021 del Tribunale Penale di Potenza, letto all’esito dell’udienza del 10 marzo 2021 del giudizio r.g. n.856 del 2020 (procedimento r.g.n.r. n.4542 del 2010 Procura della Repubblica presso il Tribunale di Potenza);
2. il comunicato stampa del sottoscritto proponente Comitato Aria Pulita Basilicata Onlus del 11 marzo 2021, pubblicato integralmente dal giornale on line Basilicata24;
3. le analisi del 29 maggio 2017 effettuate dal Centro Analisi Biochimiche certificato “Accredia” (laboratorio n.0859 con sede a Rizziconi in provincia di Reggio Calabria) su mandato della sottoscritta proponente Associazione Liberiamo la Basilicata.

La presente proposta viene inviata dalla posta elettronica certificata *liberiamolabasilicata@pec.it*.

I vertici e l’alta dirigenza di Eni s.p.a. non hanno neppure disposto sul sito societario *www.eni.com* la trasmissione della diretta pubblica audio-video dei lavori assembleari odierni e tale mancanza costituisce un grave *vulnus* alla piena e trasparente informativa societaria, attuata tramite le tecniche di comunicazione da tempo usate da primarie società dell’eurozona, tra cui Crédit Agricole (<http://hosting.3sens.com/CASA/20180404-3E860A86/fr/#>) e Société Générale S.A. (http://akah.event.novialys.com/Datas/societe_generale/1206349_5cfff3f981a98/index.php).

*Proposta di azione di responsabilità nei confronti degli amministratori e alti dirigenti di Eni s.p.a.
per discussione e votazione al punto 1 o.d.g. (bilancio 2020) - Assemblea azionisti, Roma 12 maggio 2021*

**Associazione
Liberiamo la Basilicata**

Giuseppe Di Carlo n.g.

**Comitato
Aria Pulita Basilicata Onlus**

Donna Spina n.g.

Francesco Saverio Telesca

Francesco Telesca

Elman Rosania

Elman Rosania

Alfredo Sonnessa

Alfredo Sonnessa

N. 856/2020 RGT
N. 1753/2017 R.G.T.
N. 4542/2010 u.z.

n.1



**TRIBUNALE ORDINARIO DI POTENZA
SEZIONE UNICA PENALE
REPUBBLICA ITALIANA
IN NOME DEL POPOLO ITALIANO**

Il Tribunale, collegio A, all'esito dell'udienza del 10.03.2021, ha pronunciato e pubblicato mediante lettura del dispositivo la seguente

S E N T E N Z A

P.Q.M.

Letti gli artt. 533 – 535 c.p.p., dichiara:

- GHELLER RUGGERO, TROVATO ENRICO, ANGELINI ROBERTA, LISANDRELLI VINCENZO, ALLEGRO NICOLA e BAGATTI LUCA colpevoli del reato di cui al capo T (riqualificato ai sensi dell'art. 452 quaterdecies c.p.);
- LAMBIASE SALVATORE colpevole dei reati di cui ai capi T (riqualificato ai sensi dell'art. 452 quaterdecies) e U

e, riconosciute a tutti gli imputati le circostanze attenuanti generiche, condanna:

- GHELLER RUGGERO, ALLEGRO NICOLA e BAGATTI LUCA alla pena di anni due di reclusione;
- TROVATO ENRICO, ANGELINI ROBERTA, LISANDRELLI VINCENZO alla pena di anni uno e quattro mesi di reclusione;
- LAMBIASE SALVATORE, ritenute le condotte avvinte dal vincolo della continuazione, alla pena di anni uno e mesi sei di reclusione;

Condanna i predetti imputati al pagamento delle rispettive spese processuali.

Pena sospesa a termini e condizioni di legge.

Letti gli artt. 452 quaterdecies c.p., 28 e ss. c.p. dichiara GHELLER RUGGERO, TROVATO ENRICO, ANGELINI ROBERTA, LISANDRELLI VINCENZO, ALLEGRO NICOLA, BAGATTI LUCA e LAMBIASE SALVATORE interdetti dai pubblici uffici, interdetti dagli uffici direttivi delle persone giuridiche e delle imprese, nonché incapaci di contrattare con la Pubblica Amministrazione per la durata di anni uno.

Letto l'art. 69 D. lgs. 231/2001, dichiara ENI spa responsabile degli illeciti amministrativi dipendenti dai reati di cui ai capi A4 e A5 e, unificati i fatti ai sensi dell'art. 21 d. lgs. 231/2001, determinato l'importo della singola quota in euro 1.000,00 e applicato l'aumento ai sensi del predetto art. 21, condanna ENI spa al pagamento della sanzione amministrativa pecuniaria di settecento quote, per un importo complessivo di euro 700.000,00.

Letto l'art. 19 D. Lgs. 231/2001, dispone, a carico di ENI spa, la confisca per equivalente quale profitto del reato della somma di euro 44.248.071,00, da cui detrarre l'ammontare dei costi sostenuti per l'adeguamento dell'impianto.

Letti gli artt. 538 e ss. c.p.p., condanna GHELLER RUGGERO, TROVATO ENRICO, ANGELINI ROBERTA, LISANDRELLI VINCENZO, ALLEGRO NICOLA, BAGATTI LUCA, LAMBIASE SALVATORE e il responsabile civile, ENI spa, in solido tra loro, al risarcimento dei danni, patrimoniali e non patrimoniali, da liquidarsi in separata sede, in favore delle seguenti parti civili:

- Ministero dell'Ambiente, della tutela del territorio e del mare
- Regione Basilicata Comune di Grumento Nova
- Comune di Montemurro
- Comune di Pisticci
- Comune di Viggiano
- Legambiente Basilicata Onlus
- Associazione Liberiamo la Basilicata
- Associazione socio - politico - culturale Laboratorio per Viggiano
- Cittadinanza Attiva Onlus
- Associazione per la tutela dell'Ambiente e della salute Basilicata - EHPA
- Saponara Maria
- Coriglione Teresa Antonia
- Liberti Viola
- Urgo Antonio
- Vetere Antonio
- D'Armento Nicola
- Cirigliano Lucia
- Forte Domenico
- Rago Rosa
- Forte Armando
- Forte Rocco
- Forte Maria Rosaria
- Telesca Vita Crescenza, in proprio e quale erede di Carriero Donato
- Petragallo Vito
- Iorio Maria
- Petragallo Anna Teresa
- Petragallo Elena
- Petragallo Nicolas
- Rinaldi Giuseppina
- Marino Giuseppe
- Aliani Antonella
- Marino Antonio
- Giovinazzi Rosalba Carmela
- Garzone Gaetano
- Marino Antonietta
- Mancarella Luca
- Gentilucci Adriana
- Mancarella Sofia
- Suriano Francesco
- Pastore Angela
- Policarpo Vittoria
- Terlizzi Mario
- Santoro Maria
- Terlizzi Salvatore
- Carelli Francesca
- Carelli Nichol
- Carioscia Giancarlo
- Selvaggi Claudia Maria
- Carioscia Mattia Pio
- Carriero Angelo
- Panetta Giusy
- Carriero Ginevra
- Carriero Azzurra



- Cataldo Domenico
- Iannuzziello Giusi
- Cataldo Mario
- Cataldo Matteo
- Cataldo Francesco
- Marrese Maria Teresa
- Cataldo Rossella
- Cataldo Davide
- Cataldo Giuseppe
- Ricciardi Maria Pia
- Ricciardi Emanuele
- Petracca Nicola
- Linsalata Domenico
- Zizzania Grazia
- Linsalata Rossella
- Linsalata Silvio Maria
- Albano Luisa
- Di Marsico Giuseppe
- Di Tursi Bruna
- D'Onofrio Palma Stefania
- Novario Manuela
- Pepe Leonarda
- Ragone Giuseppe
- Filazzola Teresa
- Trianni Anna
- Casella Antonino
- Delcuratolo Anna
- Larocca Sofia
- Larocca Diego
- Larocca Irene
- Derosa Pietro
- Valentino Maria Rosaria Filomena
- Giardinetti Pancrazio
- Tarantino Domenica Vincenza
- Capogrosso Rocco
- Pontillo Isabella
- Di Leo Leonardo
- Gilio Maria Carmela
- Del Negro Antonello
- Fortunato Tiziana Antonella
- Del Negro Giuseppe
- Del Negro Mario
- Branda Anio Francesco e Branda Mariana, in proprio e quali eredi di D'Amato Rosanna
- Burzo Pasquale
- Nicolae Lucica
- Di Trani Francesco Mario
- Di Giulio Pasquale
- Vetere Giuseppe
- Schettino Anna Caterina
- Vetere Mario
- Frezza Pasquale Marcantonio
- Pallotta Gianluca
- Giordanella Rosalia
- Laviola Enrico
- Amarena Vittoria
- Laviola Michele
- Laviola Rocco
- De Luca Mario
- Amati Pasquina
- De Luca Carmine
- Carioscia Andrea
- De Luca Venera
- Caputo Francesco Mario
- Quinto Maria Rosaria
- Coretti Giovanni
- Paladino Maria Gabriella
- Coretti Silvia
- Coretti Federica Rita
- Coretti Noemi Angela
- Panico Roberto
- D'Amico Rocchina Maria A.
- Panico Luigi
- Panico Giuliana
- Grossi Francesco
- D'Alessandro Carmela
- D'Alessandro Leonardo Giovanni
- Grossi Rosa
- Dei Monte Giuseppe
- Capalbi Concettina
- D'Alessandro Vincenzo
- Vitale Elisabetta
- D'Alessandro Alina Anna
- Lombardi Michele
- Berterame Caterina
- Lombardi Maria
- Lombardi Rocco Donato
- Lombardi Gerardo
- Romano Vito Giuliano
- Capalbi Carla Anna
- Romano Azzurra
- Romano Matteo Salvatore
- Coscia Ottavio



- Sicuro Ida
- Coscia Angelo Alberto
- Coscia Federica
- Coscia Martina
- Coriglione Giuseppe Pio
- Delcuratolo Giuseppe
- De Rossi Grazia Fortuna
- De Simone Fiorenza
- D'Addurno Rocco Salvatore
- Ingrosso Antonietta M. C.
- D'Addurno Francesco
- Vitelli Francesco
- Leone Teresa
- Grossi Angelo
- Grossi Giuseppe
- Vetere Angiolina, in proprio e quale erede di Urgo Vincenzo
- Urgo Salvatore
- Palermo Maria Giovanna
- Urgo Vincenzo
- Urgo Giuseppe
- Urgo Lucia
- Margarita Antonio Biagio
- Pellegrino Carmela
- Margarita Pietro Leonardo
- Cataldo Maria
- Margarita Alessia
- Margarita Marco
- Zuccaro Alessandro
- Triconi Michele
- Nicolosi Agata
- Perrazza Lucia e Lavecchia Giuseppe, in proprio e quali eredi di Lavecchia Pietro
- Nani Carmelo Maria Antonio
- Coscia Angela Settimia
- Rizzi Vito Roberto
- Rizzi Sergio
- Marino Vincenzo
- Frezza Enzo
- Di Trani Leonarda Antonietta
- Losenno Salvatore
- Fardello Maria
- Losenno Giuseppe Pio
- Losenno Anna Lucia
- Losenno Maria Francesca
- Capozzi Carmela Maria
- Laviola Giovanni
- Laviola Anna Maria Giuseppa
- Tuzzolo Michele
- Meligeni Mariangela
- Tuzzolo Cristina Rita
- Tuzzolo Francesca Pia
- Tuzzolo Alessia, Giuseppa
- Giannantonio Salvatore
- Larocca Anna
- Giannantonio Marta
- Giannantonio Francesca
- Trotta Giuseppe Fortunato
- Iannuzziello Antonella
- Trotta Cristiana
- Trotta Francesco
- Tuzio Franco Mario Cosimo Luciano
- Pasquale Maria Teresa
- Palermo Nicola
- Lauria Annamaria
- Palermo Giuseppe
- Palermo Luciano
- Motta Carmine
- Luongo Laura
- Motta Vito
- Motta Leonardo
- Motta Feliciano
- Cataldo Antonio
- Pomarico Rosina
- Cataldo Angela
- Casella Raffaele
- Laviola Giuseppina
- Arnone Maria Antonietta
- Grieco Giuseppina
- Grieco Lucianna
- Iannibelli Maria Stella
- Giannuzzi Pietro
- Sisca Anna
- Chiancazzo Ivano
- Suriano Antonella Cosima Damiana
- Chiancazzo Nicola
- Laviola Mario Giuseppe
- Miraglia Concetta
- Cerabona Rocco
- Mita Annamaria
- Cerabona Giacomo



- | | |
|--|---------------------------------|
| - Manolio Rita Immacolata e Paladino Roberta, in proprio e quali eredi di Paladino Cesare Domenico | - Cataldo Domenico |
| - Agneta Pietro | - Serravalle Anna |
| - Di Stefano Maria Antonietta | - Cataldo Emanuele Pio Giuseppe |
| - Agneta Vito | - Capece Vincenzo |
| - Agneta Rosamaria | - Amati Nunziata |
| - Panio Giuseppe | - Capece Maria |
| - Chiechi Francesco | - Lauria Rosa |
| - Eustazio Oliviero | - Di Mirta Angelo |
| - Gentilucci Lucia Anna Maria | - Fioravate Antonio |
| - Eustazio Manuel | - Lavecchia Teresa |
| - Eustazio Michele Christian | - Lavecchia Rocco |
| - Aliani Serafino | - Bernini Anna Maria Annunziata |
| - Ancona Giuseppe | - Calabrese Ferdinando |
| - Giordano Stella | - Calabrese Daniela |
| - Capece Brigida Anna | - Morano Antonio |
| | - Romanella Pasquale |

Condanna, altresì, i predetti imputati e il responsabile civile ENI spa, in solido tra loro, alla refusione delle spese di costituzione e di rappresentanza sostenute dalle parti civili sopraelencate, che si liquidano:

- per le persone fisiche assistite dall'Avv. Giandomenico Di Pisa in complessivi euro 20.000,00;
- per Morano Antonio e Romanella Pasquale in complessivi euro 3.000,00;
- per Regione Basilicata in euro 3.000,00;
- per Comune di Grumento Nova in euro 3.000,00;
- per Comune di Montemurro in euro 3.000,00;
- per Comune di Pisticci in euro 3.000,00;
- per Comune di Viggiano in euro 3.000,00;
- per "Legambiente Basilicata Onlus" in euro 3.000,00;
- per Associazione "Liberiamo la Basilicata" in euro 3.000,00;
- per Associazione socio - politico - culturale "Laboratorio per Viggiano" in euro 3.000,00;
- per "Cittadinanza Attiva Onlus" in euro 3.000,00;
- per Associazione per la tutela dell'Ambiente e della salute Basilicata - EHPA in euro 3.000,00;

Rigetta le richieste di provvisoria.

Letto l'art. 531 c.p.p., dichiara non doversi procedere nei confronti di GHELLER RUGGERO, ANGELINI ROBERTA, LISANDRELLI VINCENZO, ALLEGRO NICOLA, BAGATTI LUCA in ordine ai reati loro ascritti ai capi V e Z, essendosi estinti per intervenuta prescrizione.



Letto l'art. 531 c.p.p., dichiara non doversi procedere nei confronti di GHELLER RUGGERO, ANGELINI ROBERTA, LISANDRELLI VINCENZO, ALLEGRO NICOLA, BAGATTI LUCA, CIRELLI ANTONIO, GENTILE FLAVIO SALVATORE e GIORGIO EGIDIO in ordine al reato di cui al capo A2, essendosi estinto per intervenuta prescrizione.

Letto l'art. 530 c.p.p. assolve AVERSA ROCCO ANTONIO, MAZZOTTA SALVATORE, CURCIO ANTONIO, MUNARI EMILIO, ROBELLO MASSIMO, FUMAGALLI SILVIO, SAVINO NICOLA, SCARCELLI DOMENICO, CRISCUOLO GIUSEPPE, CRISCUOLO CARMELA, DE CRISTOFARO FRANCESCO, DE CRISTOFARO GIOVANNI, FRAGOMENI GIUSEPPE, BERTUCCI MARIA ROSA, MORISE VINCENZO, FORINA ITALO e LATINI FAUSTO dal reato di cui al capo T perché il fatto non costituisce reato.

Letto l'art. 530 c.p.p., assolve BIANCHINI ALFONSO, CIRELLI ANTONIO e GENTILE FLAVIO SALVATORE dai reati loro rispettivamente ascritti ai capi T e Z per non aver commesso il fatto.

Letti gli artt. 521 e 530 c.p.p., assolve DELL'ACQUA Franco dal reato di cui al capo W perché il fatto non è previsto dalla legge come reato.

Letto l'art. 530 c.p.p., assolve GHELLER RUGGERO, ANGELINI ROBERTA, LISANDRELLI VINCENZO, ALLEGRO NICOLA, BAGATTI LUCA, CIRELLI ANTONIO, MONFREDINI CLAUDIA e GENTILE FLAVIO SALVATORE dal reato sub Y di cui all'art. 29 quattordicesimo comma 5 D. Lgs. n. 152 del 2006 (vecchia formulazione), così scissa e riqualificata l'originaria imputazione limitatamente alle condotte commesse fino alla data dell'11.04.2014, perché il fatto non è previsto dalla legge come reato nonché assolve i medesimi imputati dal reato sub Y di cui agli artt. 483 c.p. - 29 quattordicesimo comma 9 D. Lgs. n. 152 del 2006 (testo vigente) perché il fatto non sussiste, limitatamente alle condotte successive e commesse fino al giugno 2014.


Letto l'art. 530 c.p.p., assolve VITA RAFFAELE SEBASTIANO, SCHIASSI ALDO, BOVE BRUNO, MASOTTI ROCCO e SANTORO DOMENICO ANTONIO dai reati loro rispettivamente ascritti ai capi X e A1 perché il fatto non sussiste.

Letto l'art. 66 D. lgs. 231/2001, esclude la responsabilità di ECOSISTEM srl, IREOS spa, TECNOPARCO VALBASENTO spa, CRISCUOLO ECOJETROL SERVICE srl, DE CRISTOFARO srl, IAM spa, CONSULECO srl, SOLVIC srl, UNIPROJECT srl per mancanza di prova dell'illecito amministrativo dipendente dal reato di cui al capo A4.

Motivazione riservata in giorni novanta.

Potenza, 10.03.2021

Il Presidente
Dott. Rosario Baglioni



press,commtech. // the leading company in local digital advertising

n.2

 **Basilicata24.it**
Il Quotidiano on line

AMBIENTE

Condanna Eni, Comitato Aria Pulita: importante tappa giudiziaria nella tutela dell'ambiente

"L'azione profusa in questa vertenza giudiziaria dalle associazioni ambientaliste e dai cittadini è stata meritoria"

Comunicato Stampa - 11 Marzo 2021 - 18:19



Riceviamo e pubblichiamo il comunicato stampa del Comitato Aria Pulita sulla sentenza di condanna a Eni.

PUBBLICITÀ

“Il Comitato Aria Pulita Basilicata Onlus ritiene che la sentenza penale emessa nel processo Petrolgate costituisca una **importante tappa giudiziaria** nell’ambito della tutela dell’ambiente e delle popolazioni della regione Basilicata e delle altre regioni limitrofe del Sud Italia (Puglia, Campania, Calabria).

La sentenza potrà comunque essere valutata compiutamente quando il Tribunale Penale di Potenza depositerà (entro 90 giorni dalla lettura del dispositivo) le motivazioni della sua decisione:

- sia **riguardo alle condanne** emanate (ai sensi dell’art. 452 quaterdecies e art.28 e ss. del Codice penale) nei confronti di 7 imputati, 6 dirigenti dell’ENI spa (Gheller Ruggero, Trovato Enrico, Angelini Roberta, Allegro Nicola, Lisandrelli Vincenzo, Bagatti Luca) e 1 dirigente della Regione Basilicata (Lambiase Salvatore);
- sia **riguardo alle assoluzioni** emanate (con diverse formule) nei confronti di altri 28 imputati e, per alcuni capi di imputazione, nei confronti degli stessi 6 dirigenti dell’ENI spa;
- sia **riguardo alla esclusione di responsabilità** per mancanza di prova dell’illecito amministrativo delle 9 società coinvolte nella vicenda giudiziaria (Ecosistem srl, Ireos spa, Tecnoparco Valbasento spa, Criscuolo Ecopetrol Service srl, De Cristofaro srl, Iam spa, Consuleco srl, Solvic srl, Uniproject srl).

Il Comitato Aria Pulita Basilicata Onlus ritiene che questa sentenza di 1° grado del Tribunale di Potenza - pur non essendo immediatamente esecutiva in quanto bisognerà attendere la conclusione del percorso giudiziario come previsto dalla Costituzione e dall’ordinamento vigente - **eleva la responsabilità del gruppo ENI, del Governo Italiano** (titolare del 5% circa del capitale sociale di ENI tramite il Ministero dell’Economia), **della Regione Basilicata e di tutti gli enti/soggetti pubblici e privati coinvolti** a vario titolo sul piano della compatibilità ambientale delle attività estrattive di idrocarburi in Basilicata e sul piano del controllo delle stesse attività.

L’azione profusa dalle associazioni ambientaliste e dai singoli lucani impegnati in questa vertenza giudiziaria è stata meritoria e oggi costituisce un solido viatico per il **coinvolgimento massiccio** di tutte le popolazioni della Basilicata nella tutela dei loro territori e del loro ambiente, come è avvenuto nel 2003 quando, a fronte della ferma ed equilibrata reazione popolare, il Governo Italiano è stato costretto a ritirare la insana proposta di costruire il deposito nazionale delle scorie nucleari a Scanzano Jonico nella costa jonica della provincia di Matera.

I cittadini e le parti sociali della Basilicata e delle altre regioni cointeresate, nelle forme dell’associazionismo organizzato, sono **chiamati a vigilare costantemente**, giorno per giorno, affinché i diritti per la tutela della salute pubblica e del territorio garantiti dalla Costituzione della Repubblica Italiana siano puntualmente rispettati da chicchessia.

D. Degregorio vice presidente Comitato Aria Pulita Basilicata Onlus

>



® **Centro Analisi Biochimiche Sas**
Dir. Resp. Dott. **Ventre Carmine Domenico**



LAB N° 0859

n.3

Ricerche chimiche - Biochimiche - Microbiologiche

Analisi prodotti alimentari - Analisi Ambientali - Servizi di Consulenza

Laboratorio Operante secondo la norma UNI CEI EN ISO/IEC 17025:2005 Accreditato ACCREDIA n. 0859

Iscritto al N. 07 dell'elenco ufficiale dei laboratori di analisi per l'autocontrollo degli alimenti, con Delibera Regione Calabria Decreto Dir. Gen. N. 12562 del 06/10/2006 per quanto concerne le analisi cliniche e microbiologiche.

Riconosciuto come laboratorio ufficiale per l'analisi degli oli alimentari dal Ministero delle Politiche Agricole e Forestali - GU n.261 del 08/11/2016 - DM 19/10/2016

Rapporto di Prova N. 3092/17

Rizziconi 13/06/2017

Committente:	Liberiamo la Basilicata Via Tirreno, 31 85100 Potenza (PZ)		
Numero campione:	3.092	Data inizio prove:	22/05/2017
Data ricevimento:	22/05/2017	Data termine prove:	27/05/2017
Temperatura Arrivo in °C:	5.0	Temperatura Conforme:	Sì
Categoria Merceologica:	1000 - ACQUE NATURALI E DI SCARICO		
Prodotto dichiarato:	- Acque di scarico che recapitano sul suolo - Limiti Tab. 4		
Descrizione Campione:	Acque di scarico che recapitano sul suolo		
Etichetta Campione:	Nessuna		
Descrizione Sigillo:	Nessuno		
Quantità Campione:	5000 ml	Resituzione Campione:	No
Imballaggio:	1 - Bottiglia sterile - 1 Bottiglia in plastica - 1 Bottiglia in vetro - vials in vetro		
Procedura Campionamento:	(*) A cura del Committente		

I risultati analitici si riferiscono al campione sottoposto a prova. Il presente Documento può essere riprodotto solo per intero. La riproduzione parziale deve essere autorizzata con approvazione scritta del ns. Laboratorio.

L'accreditamento del laboratorio non costituisce approvazione del prodotto da parte dell'organismo di accreditamento. Le eventuali valutazioni riportate non fanno parte della prova accreditata Accredia. I risultati delle prove non possono essere utilizzati a fini pubblicitari.

L'incertezza estesa è calcolata con un livello di probabilità del 95%, coefficiente di copertura $k = 2$. Nell'espressione del giudizio di conformità/non conformità, non si tiene conto dell'incertezza estesa di misura. I risultati del presente rapporto di prova non sono corretti per il fattore di recupero, salvo espressa indicazione legata ad ogni singolo parametro.

FL = Fuori Limite

U.M. = Unità di Misura.

U = Incertezza estesa di misura

R = Recupero

(*) - Prove non accreditate Accredia/ Campionamento non accreditato Accredia

Cod. Prova - Nome Prova - U.M.	Valore	U	R %	Annotazione	Limite
1005-00 - pH Metodo: 1005-00 / APAT CNR IRSA 2060 Man 29 - 2003	7.5	± 0.34		[6; 8]	(106)
1011-00(*) - SAR Metodo: 0000-00 / Metodo Interno	92.710 (FL)				Max 10 (130)
1025-00(*) - Materiali Grossolani Metodo: 0000-00 / CNR-IRSA/94	< 0,001				Max 0 (130)
1007-01 - Solidi Sospesi Totali - in mg/L Metodo: APAT CNR IRSA 2090 B MAN 29 2003	< 0,01				Max 25 (130)
1035-00(*) - Richiesta Biochimica di Ossigeno - B.O.D.5 a 20°C. - in mg O2/l Metodo: 1035-00 / APAT CNR IRSA 5120 Man 29 - 2003	80.0 (FL)	± 6.6			Max 20 (130)
1040-00 - Richiesta Chimica di Ossigeno - C.O.D. - in mg O2/l Metodo: 1040-01 / ISPRA 5135 Man 117:2014	340.5 (FL)				Max 100 (130)





Ricerche chimiche - Biochimiche - Microbiologiche

Analisi prodotti alimentari - Analisi Ambientali - Servizi di Consulenza

Laboratorio Operante secondo la norma UNI CEI EN ISO/IEC 17025:2005 Accreditato ACCREDIA al N. 0859

Iscritto al N. 07 dell'elenco ufficiale dei laboratori di analisi per l'autocontrollo degli alimenti, con Delibera Regione Calabria Decreto Dir. Gen. N. 12582 del 06/10/2006 per quanto concerne le analisi chimiche e microbiologiche.

Riconosciuto come laboratorio ufficiale per l'analisi degli oli alimentari dal Ministero delle Politiche Agricole e Forestali - GIU n.261 del 08/11/2016 - DM 19/10/2016

Rapporto di Prova N. 3092/17

Committente: **Liberiamo la Basilicata**

Cod. Prova - Nome Prova - U.M.	Valore	U	R %	Annotazione	Limite
1160-00(*) - Fosforo totale (come P) - in mg/l Metodo: APAT CNR IRSA 4060 Man 29 2003	0.3				Max 2 (130)
1140-00(*) - Cloro attivo libero - in mg/l Metodo: 0000-00 / Metodo APAT n. 4080	< 0,03				Max 0.2 (130)
1176-00(*) - Azoto totale - in mg N/l Metodo: APAT CNR IRSA 4060 Man 29 2003	1.30				Max 15 (130)
1120-00(*) - Solfuri - in mg H2S /l Metodo: 0000-00 / Metodo APAT n. 4160	0.200				Max 0.5 (130)
1125-00(*) - Solfiti (come SO3) - in mg/l Metodo: 0000-00 / CNR-IRSA/94 Met. B Determinazione cromatografica	< 0,05				Max 0.5 (130)
1145-00(*) - Solfati (come SO4) - in mg/l Metodo: 0000-00 / CNR-IRSA/94 Determinazione torbidimetrica	687.27 (FL)				Max 500 (130)
1150-00(*) - Cloruri - in mg Cl /l Metodo: 0000-00 / CNR-IRSA/94 Met. A Determinazione argentometrica con indicatore	6925.290 (FL)				Max 200 (130)
1155-00(*) - Fluoruri - in mg F /l Metodo: 0000-00 / 4080 CNR-IRSA/94 Met. A Determinazione colorimetrica	0.060				Max 1 (130)
1170-00(*) - Azoto nitroso (come NO2-) - in mg/l Metodo: 1170-00 / APAT CNR IRSA 4050 Man 29 -2003	< 0,001				
1175-00(*) - Azoto nitrico (come NO3-) - in mg/l Metodo: 1175-00 / APAT CNR IRSA 4040 Man 29 -2003	< 0,001				(42)
1045-01 - Alluminio (Al) - in mg/l Metodo: 0000-00 / APAT CNR-IRSA 3010 Man 29 2003 + APAT CNR-IRSA 3020 Man 29 2003	0.013	± 0.003			Max 1 (130)
1046-01 - Berillio (Be) - in mg/l Metodo: 0000-00 / APAT CNR-IRSA 3010 Man 29 2003 + APAT CNR-IRSA 3020 Man 29 2003	< 0,01				Max 0.1 (130)
1048-01 - Vanadio (V) - mg/l Metodo: 0000-00 / APAT CNR-IRSA 3010 Man 29 2003 + APAT CNR-IRSA 3020 Man 29 2003	< 0,001				Max 0.1 (130)
1050-01 - Arsenico (As) - in mg/l Metodo: 0000-00 / APAT CNR-IRSA 3010 Man 29 2003 + APAT CNR-IRSA 3020 Man 29 2003	0.008	± 0.002			Max 0.05 (130)
1055-01 - Boro (B) - in mg/l Metodo: 0000-00 / APAT CNR-IRSA 3010 Man 29 2003 + APAT CNR-IRSA 3020 Man 29 2003	15.678 (FL)	± 1.657			Max 0.5 (130)
1060-01 - Bario (Ba) - in mg/l Metodo: 0000-00 / APAT CNR-IRSA 3010 Man 29 2003 + APAT CNR-IRSA 3020 Man 29 2003	0.039	± 0.009			Max 10 (130)





Rapporto di Prova N. 3090/17

Rizziconi 13/06/2017

Committente: Liberiamo la Basilicata
Via Tirreno, 31 85100 Potenza (PZ)

Numero campione:	3.090	Data inizio prove:	22/05/2017	Data Di Campionamento:	22/05/2017	11:35
Data ricevimento:	22/05/2017	Data termine prove:	29/05/2017	Verb. di Campionamento N.	/	
Temperatura Arrivo in °C:	5.0	Temperatura Conforme:	Sì			
Categoria Merceologica:	2700 - Acque Superf. Sott., Uso Irriguo ed Altro / Surface water, groundwater and other					
Prodotto dichiarato:	Acque destinate all'estrazione di acqua potabile					
Descrizione Campione:	Acqua destinata ad uso potabile					
Etichetta Campione:	Contrada Ponte delle Chianche Fiume Agri- Grumento Nova (PZ) - Ora: 11:35 - 22/05/2017					
Descrizione Sigillo:	Nessuno					
Quantità Campione:	5000 ml	Restituzione Campione:	No			
Imballaggio:	1 - Bottiglia sterile - 1 Bottiglia in plastica - 1 Bottiglia in vetro - vials in vetro					
Procedura Campionamento:	(*) A cura del Committente					

I risultati analitici si riferiscono al campione sottoposto a prova. Il presente Documento può essere riprodotto solo per intero. La riproduzione parziale deve essere autorizzata con approvazione scritta del ns. Laboratorio. L'accreditamento del laboratorio non costituisce approvazione del prodotto da parte dell'organismo di accreditamento. Le eventuali valutazioni riportate non fanno parte della prova accreditata Accredia. I risultati delle prove non possono essere utilizzati a fini pubblicitari.

Nell'espressione del giudizio di conformità/non conformità, non si tiene conto dell'incertezza estesa di misura.

PROVE CHIMICHE

L'incertezza estesa è calcolata con un livello di probabilità del 95%, coefficiente di copertura $k = 2$ e gradi di libertà > 9 . I risultati del presente rapporto di prova non sono corretti per il fattore di recupero, salvo espressa indicazione legata ad ogni singolo parametro.

PROVE MICROBIOLOGICHE

L'incertezza di misura si esprime come intervallo di confidenza al 95% di probabilità secondo ISO 8199:2005.

FL = Fuori Limite

U.M. = Unità di Misura

U = incertezza estesa di misura

R = recupero

§ = i microrganismi sono presenti, ma sono inferiori al valore indicato

@ = Conta stimata

(*) - Prove non accreditate Accredia/ Campionamento non accreditato Accredia

Cod. Prova - Nome Prova - U.M.	Valore	Limite
2915-00 - Conta Streptococchi fecali ed Enterococchi / Enumeration of Faecal streptococci and enterococci - in UFC/100mL Metodo: 0000-00 / APAT CNR-IRSA 7040C Man 29 2003		
- Risultato	< 1	Max 20 (273)
- ----- Incertezza: Limite Superiore	-	
- ----- Incertezza: Limite Inferiore	-	
2920-00 - Conta dei Coliformi totali / Enumeration of Total coliforms - in UFC/100 mL Metodo: 0000-00 / APAT CNR-IRSA 7010C Man 29 2003		
- Risultato	1,1E+02 = 110,0	Max 50 (273)
- ----- Incertezza: Limite Superiore	1,3E+02 = 130,0	
- ----- Incertezza: Limite Inferiore	9,0E+01 = 90,0	





Ricerche chimiche - Biochimiche - Microbiologiche

Analisi prodotti alimentari - Analisi Ambientali - Servizi di Consulenza

Laboratorio Operante secondo la norma UNI CEI EN ISO/IEC 17025:2005 Accreditato ACCREDIA al N. 0859

Iscritto al N. 07 dell'elenco ufficiale dei laboratori di analisi per l'autocontrollo degli alimenti, con Delibera Regione Calabria Decreto Dir. Gen. N. 12582 del 06/10/2006 per quanto concerne le analisi chimiche e microbiologiche.

Riconosciuto come laboratorio ufficiale per l'analisi degli oli alimentari dal Ministero delle Politiche Agricole e Forestali - GiU n.261 del 08/11/2016 - DM 19/10/2016

Rapporto di Prova N. 3090/17

Committente: **Liberiamo la Basilicata**

Cod. Prova - Nome Prova - U.M.	Valore	Limite
2930-00 - Conta dei Coliformi fecali / Enumeration of Faecal coliforms, UFC/100 mL Metodo: 0000-00 / APAT CNR-IRSA 7020B Man 29 2003		
- Risultato	2,1E+01 = 21,0	Max 20 (273)
- ----- Incertezza: Limite Superiore	3,0E+01 = 30,0	
- ----- Incertezza: Limite Inferiore	1,2E+01 = 12,0	
2925-00(*) - Conta di Escherichia Coli - UFC/100mL Metodo: 0000-00 / APAT CNR IRSA 7030F Man 29 -2003		
- Risultato	1,0E+01 = 10,0	
- ----- Incertezza: Limite Superiore	1,8E+01 = 18,0	
- ----- Incertezza: Limite Inferiore	5,5E+00 = 5,5	
1320-00(*) - Saggio di Tossicità in Daphnia Magna - Risultato Espresso come % di individui morti/immobilizzati in 24h Metodo: 1320-01 / Metodo UNI EN ISO 6341:2012	5	
2701-00 - pH Metodo: 0000-00 / APAT CNR IRSA 2060 Man 29 2003	8.1	[6.5; 8.5] (273)
2795-01 - Conducibilità elettrica a 20°C / Electrical conductivity at 20 degrees C - in µS/cm Metodo: 0000-00 / APAT CNR-IRSA 2030 Man 29 2003	427	Max 1000 (273)
2740-00(*) - Richiesta Biochimica di Ossigeno (BOD) - in mg/l Metodo: 2740-00 / D.M. MIPAF n.60 del 23/03/2000.	< 1,0	Max 3 (273)
2745-01 - Richiesta Chimica di Ossigeno (COD) - in mg/l Metodo: 0000-00 / ISPRA 5135 Man 117:2014	< 10,00	
2912-01(*) - Ossigeno disciolto - tasso di saturazione in % Metodo: Metodo di Winkler	125.0	Min 70 (273)
2720-00(*) - Azoto Ammoniacale - in mg/l Metodo: IRSA - CNR n. 4030	0.01	Max 0.05 (273)
2789-00(*) - Fosfati - in mg/l Metodo: 0000-00 / IRSA - APAT - 4020 Determinazioni Anioni mediante Cromatografia Ionica	< 0,01	Max 0.4 (273)
2890-00(*) - Solfati - in mg/l Metodo: 0000-00 / IRSA - APAT - 4020 Determinazioni Anioni mediante Cromatografia Ionica	9.9	Max 250 (273)
2785-00(*) - Cloruri - in mg/l Metodo: 0000-00 / IRSA - APAT - 4020 Determinazioni Anioni mediante Cromatografia Ionica	10.89	Max 200 (273)
2787-00(*) - Bromuri - in mg/l Metodo: 0000-00 / IRSA - APAT - 4020 Determinazioni Anioni mediante Cromatografia Ionica	< 0,50	
2823-00(*) - Fluoruri - in mg/l	0.17	Max 1.5 (273)





Rapporto di Prova N. 3091/17

Rizziconi 13/06/2017

Committente:	Liberiamo la Basilicata Via Tirreno, 31 85100 Potenza (PZ)		
Numero campione:	3.091	Data inizio prove:	22/05/2017
Data ricevimento:	22/05/2017	Data termine prove:	29/05/2017
Temperatura Arrivo in °C:	4.0	Temperatura Conforme:	Si
Categoria Merceologica:	2700 - Acque Superf. Sott., Uso Irriguo ed Altro / Surface water, groundwater and other		
Prodotto dichiarato:	Acque destinate all'estrazione di acqua potabile		
Descrizione Campione:	Acqua destinata ad uso potabile		
Etichetta Campione:	Pertusillo Madonna Grumento Nova (PZ) ore 09:45 del 22/05/2017		
Descrizione Sigillo:	Nessuno		
Quantità Campione:	5000 ml	Restituzione Campione:	No
Imballaggio:	1 - Bottiglia sterile - 1 Bottiglia in plastica - 1 Bottiglia in vetro - vials in vetro		
Procedura Campionamento:	(*) A cura del Committente		

I risultati analitici si riferiscono al campione sottoposto a prova. Il presente Documento può essere riprodotto solo per intero. La riproduzione parziale deve essere autorizzata con approvazione scritta del ns. Laboratorio.

L'accreditamento del laboratorio non costituisce approvazione del prodotto da parte dell'organismo di accreditamento. Le eventuali valutazioni riportate non fanno parte della prova accreditata Accredia. I risultati delle prove non possono essere utilizzati a fini pubblicitari.

Nell'espressione del giudizio di conformità/non conformità, non si tiene conto dell'incertezza estesa di misura.

PROVE CHIMICHE

L'incertezza estesa è calcolata con un livello di probabilità del 95%, coefficiente di copertura $k = 2$ e gradi di libertà > 9 . I risultati del presente rapporto di prova non sono corretti per il fattore di recupero, salvo espressa indicazione legata ad ogni singolo parametro.

PROVE MICROBIOLOGICHE

L'incertezza di misura si esprime come intervallo di confidenza al 95% di probabilità secondo ISO 8199:2005.

FL = Fuori Limite

U.M. = Unità di Misura

U = incertezza estesa di misura

R = recupero

§ = i microrganismi sono presenti, ma sono inferiori al valore indicato

@ = Conta stimata

(*) - Prove non accreditate Accredia/ Campionamento non accreditato Accredia

Cod. Prova - Nome Prova - U.M.	Valore	Limite
2915-00 - Conta Streptococchi fecali ed Enterococchi / Enumeration of Faecal streptococci and enterococci - in UFC/100mL		
Metodo: 0000-00 / APAT CNR-IRSA 7040C Man 29 2003		
- Risultato	< 1	Max 20 (273)
- ----- Incertezza: Limite Superiore	-	
- ----- Incertezza: Limite Inferiore	-	
2920-00 - Conta dei Coliformi totali / Enumeration of Total coliforms - in UFC/100 mL		
Metodo: 0000-00 / APAT CNR-IRSA 7010C Man 29 2003		
- Risultato	9,1E+01 = 91,0	Max 50 (273)
- ----- Incertezza: Limite Superiore	1,1E+02 = 110,0	
- ----- Incertezza: Limite Inferiore	7,3E+01 = 73,0	





Rapporto di Prova N. 3091/17

Committente: **Liberiamo la Basilicata**

Cod. Prova - Nome Prova - U.M.

Valore

Limite

- (*) Tricyclazole	< 0,001	
- (*) Tridemorph	< 0,001	
- (*) Triexapac Ethil	< 0,001	
- (*) Trifenilmetano	< 0,001	
- (*) Trifloxystrobin	< 0,001	
- (*) Triflumizolo	< 0,001	
- (*) Triflumuron	< 0,001	
- (*) Trifluralin	< 0,001	
- (*) Triforine	< 0,001	
- (*) Triticonazole	< 0,001	
- (*) Uniconazole	< 0,001	
- (*) Vamidothion	< 0,001	
- (*) Vinclozolin	< 0,001	
- (*) Zoxamide	< 0,001	

NESSUNA FONTE SELEZIONATA

(273 Tabella 1/A, Allegato 2, Parte III, D. Lgs. 152/06

GIUDIZIO

Limitatamente ai parametri analizzati, il campione risulta **NON CONFORME** alle colonne A1 e A2, Tabella 1/A, Allegato 2, Parte III del D.Lgs. 152/2006 e s.m.i.

NOTA: Il campione rientra nei parametri della categoria A3: Acqua da sottoporre a trattamento fisico e chimico spinto, affinazione e disinfezione.



Il Responsabile del laboratorio
P.I. Chimico - Biologo

Dr. Carmine Ventre
Documento emesso con firma digitale



DOCUMENTO 7

Proposta 2021 di azione sociale di responsabilità contro gli amministratori e gli alti dirigenti di Leonardo spa, incluso l'amministratore delegato Alessandro Profumo, presentata all'assemblea degli azionisti Leonardo [convocata il 10/19 maggio 2021 a Roma "a porte chiuse" per l'emergenza sanitaria covid-19] da Elman Rosania e Francesco Saverio Telesca [componenti Gruppo soci di minoranza ex Banca Mediterranea del Sud Italia costretto a confluire nel 2000 in Banca di Roma/Capitalia spa e nel 2007 in Unicredit spa]



PROPOSTA

DI AZIONE SOCIALE DI RESPONSABILITA'

NEI CONFRONTI DEGLI AMMINISTRATORI

E DEGLI ALTI DIRIGENTI DI LEONARDO spa

depositata
per l'assemblea degli azionisti di Leonardo spa convocata
"a porte chiuse" per il 10/19 maggio 2021 a Roma

composta
da una relazione di otto pagine

a firma di

Francesco Saverio Telesca (titolare di 1 azione)

Elman Rosania (titolare di 2 azioni)

esponenti del Gruppo dei soci risparmiatori di minoranza dell'ex Banca Mediterranea del Sud Italia (costretto a confluire nel 2000/2007 in Banca di Roma-Capitalia/Unicredit spa), partecipò *"in prevalente veste osservativa"* a tre consecutive assemblee degli azionisti di Leonardo spa tenute "a porte aperte" nelle date 16 maggio 2017, 15 maggio 2018, 16 maggio 2019, nonché a quella successiva tenuta "a porte chiuse" il 20 maggio 2020 a Roma



Potenza, 3 maggio 2020

Ai Signori

Luciano Carta Presidente Leonardo s.p.a
Alessandro Profumo Amministratore Delegato Eni s.p.a.

e per quanto di competenza

Autorità Istituzionali

Loro Sedi

Oggetto: Proposta di azione di responsabilità nei confronti degli amministratori e alti dirigenti di Leonardo spa, inclusi il Presidente Giovanni De Gennaro e l'Amministratore Delegato Alessandro Profumo, da porre in discussione e votazione al 1° punto all'ordine del giorno (bilancio 2020) dell'assemblea degli azionisti di Leonardo spa convocata a "porte chiuse" per il 10/19 maggio 2021 a Roma.

I sottoscritti azionisti di Leonardo, anche in via disgiunta, **Francesco Saverio Telesca** (c.f. TLSFNC51L20G942R) e **Elman Rosania** (c.f. RSNLMN59H05L738I), esponenti del Gruppo dei soci risparmiatori di minoranza dell'ex Banca Mediterranea del Sud Italia (costretto a confluire nel 2000/2007 in Banca di Roma/Capitalia-Unicredit e partecipi "in prevalente veste osservativa" alle precedenti quattro assemblee di bilancio degli azionisti di Leonardo spa tenute nel 2017, 2018, 2019, 2020).

Premessa

A. Alla passata assemblea degli azionisti Leonardo spa, convocata il 13/20 maggio 2020 a Roma è stata depositata dall'azionista di

di Leonardo spa Elman Rosania (Gruppo dei soci risparmiatori di minoranza dell'ex Banca Mediterranea del Sud Italia) una proposta di azione sociale di responsabilità nei confronti dell'Amministratore Delegato di Leonardo spa, Alessandro Profumo, a seguito delle notizie apprese dal comunicato stampa del 15 aprile 2019 di Unicredit spa.

- B.** Il comunicato stampa si riferiva all'impegno transattivo per il quale la capogruppo Unicredit spa e le controllate UniCredit Bank AG e UniCredit Bank Austria AG si erano impegnate a pagare **la somma di 1,3 miliardi di dollari a titolo di sanzione pecuniaria** alle Autorità statunitensi e dello Stato di New York, con ammissione di *«colpevolezza dinnanzi ad una Corte federale statunitense in relazione al capo di accusa per il reato di associazione a delinquere (conspiracy) e innanzi ad una Corte dello Stato di New York con riferimento a due violazioni della legge dello Stato di New York»*.
- C.** L'accordo transattivo aveva riguardato fatti compiuti nel periodo 2002-2012 fortemente caratterizzato dalla gestione di Alessandro Profumo, che dal 1998 al 2010 aveva ricoperto la carica di Amministratore Delegato di Unicredit spa.
- D.** Per i citati gravi fatti e per l'ammissione di colpevolezza del compimento dei reati, durante l'assemblea degli azionisti di Leonardo spa del 16 maggio 2019, il proponente Elman Rosania aveva ritenuto chiedere spiegazioni e valutazioni ad Alessandro Profumo, che come detto all'epoca degli accadimenti *de quibus* ricopriva la carica di Amministratore Delegato della capogruppo Unicredit spa, il quale non aveva voluto dare alcuna risposta,

ritenendo l'argomento non pertinente all'ordine del giorno della citata assemblea.

- E.** Invece per il proponente Elman Rosania assumeva rilievo qualsiasi condotta o accadimento riguardante gli amministratori e i soggetti titolari di carica nelle società pubbliche o partecipate dallo Stato, come Leonardo spa, e ciò obbligava (e obbliga) gli stessi titolati a fornire spiegazioni e valutazioni in ogni sede.
- F.** Pertanto il proponente riteneva che i fatti accertati e l'ammissione di colpevolezza intervenuti nell'esercizio 2019, pur riguardando direttamente il Gruppo Unicredit, incidevano su tutti i soggetti coinvolti e quindi anche nei confronti di Alessandro Profumo, quale soggetto professionale prescelto alla guida di Leonardo spa, principale società partecipata dallo Stato Italiano.
- G.** Il sottoscritto proponente aveva trasmesso tramite il delegato (attuale co-proponente) Francesco Saverio Telesca la proposta di azione sociale di responsabilità, perché non era potuto intervenire personalmente alla passata assemblea degli azionisti di Leonardo del 20 maggio 2020, essendo stato costretto a conferire relativa delega-subdelega assembleare a Computershare spa, quale unico rappresentante autorizzato a partecipare ai lavori assembleari, per avere i vertici di Leonardo spa scelto l'opzione prevista al comma 4 dell'art.106 D.L. n.18/2020 (emesso per l'emergenza epidemiologica da covid-19), rispetto ad altre opzioni indicate dallo stesso art.106 e favorevoli alla più ampia partecipazione assembleare, come i "mezzi di telecomunicazione" che, pur essendo previsti da oltre dieci anni in base all'articolo 1 del D.Lgs. 27 gennaio 2010 n.27, non sono stati ancora attuati dai vertici e dagli alti dirigenti di Leonardo spa.

- H. In data 8 maggio 2020 era pervenuta dall'indirizzo *assemblea@pec.leonardocompany.com* la seguente nota pec *«con riferimento alla proposta di deliberazione inviata con il messaggio sopra riportato, si informa che la stessa non è stata pubblicata nel sito istituzionale in quanto non ritenuta ammissibile dalla Società. Leonardo S.p.a.,* mentre in pari data il sottoscritto proponente aveva sollecitato i vertici di Leonardo spa a pubblicare la stessa proposta, chiedendo altresì alle Autorità di controllo di vigilare e di intervenire in merito, per quanto di competenza.
- I. Il successivo 11 maggio 2020 il sottoscritto proponente presentava invano istanza di riesame agli amministratori e alti dirigenti di Leonardo spa per la mancata pubblicazione della proposta e rinnovava alle Autorità di controllo ed Istituzionali la richiesta di vigilanza e di intervento, evidenziando la nullità della nota pec trasmessa l'8 maggio 2020 per non essere stata firmata dal Presidente Giovanni De Gennaro o da altro soggetto avente poteri di rappresentanza societaria (atteso che la dizione "Leonardo S.p.a." non individuava né il legale rappresentante né altro responsabile), nonché evidenziando la radicale infondatezza della stessa nota pec per la mancanza della motivazione della presunta inammissibilità della proposta di azione di responsabilità depositata, per cui la decisione era stata assunta in via aprioristica dagli amministratori e alti dirigenti di Leonardo spa.
- J. Con comunicato stampa del 15 ottobre 2020 di AGI si apprendeva la sentenza di condanna alla pena di sei anni di reclusione e 2,5 milioni di euro di multa inflitta in 1° grado dal Tribunale Penale di Milano ad Alessandro Profumo (quale Presidente del Monte dei Paschi di Siena spa fino al 6 agosto 2015), oltre all'interdizione dai pubblici

uffici e al risarcimento dei danni alle parti civili ammesse (soci e risparmiatori di MPS) in solido con la Banca MPS responsabile civile.

Considerato

- 1)** che il sottoscritto proponente aveva inviato la proposta di azione sociale di responsabilità alla Società e al suo delegato obbligatorio Computershare spa nel termine prefissato del 6 maggio 2020;
- 2)** che gli amministratori e alti dirigenti di Leonardo spa non hanno fornito alcuna motivazione della presunta inammissibilità della citata proposta;
- 3)** che la mancata messa in discussione e votazione della stessa proposta presentata dal sottoscritto proponente all'assemblea del 20 maggio 2020 va ascritta a condotte degli amministratori e alti dirigenti di Leonardo spa lesive dei diritti dell'azionista e omissive nei confronti del mercato;
- 4)** che in base alle norme in vigore la detta proposta di azione sociale di responsabilità doveva essere presentata dal delegato obbligatorio Computershare spa nell'assemblea degli azionisti Leonardo spa del 20 maggio 2020 al punto n.1 dell'ordine del giorno durante la discussione sul bilancio societario al 31 dicembre 2019 e in quella sede doveva essere posta in votazione;
- 5)** che la mancata trattazione in assemblea, oltre a configurare condotte illegittime, ha alterato il suo dibattito;
- 6)** che della menzionata proposta non vi è alcuna traccia nel relativo verbale assembleare del 20 maggio 2020;

7) che la sentenza di condanna emessa il 15 ottobre 2020 a carico di **Alessandro Profumo** in 1° grado dal Tribunale Penale di Milano, pur non essendo definitiva, costituisce un serio argomento critico per colui che attualmente ricopre la massima carica gestionale in Leonardo spa, il quale avrebbe dovuto tenerne conto nella giusta misura, adottando condotte consone e nell'interesse della stessa Leonardo spa.

Tanto premesso e considerato, anche in via disgiunta, gli azionisti di Leonardo spa **Francesco Saverio Telesca** ed **Elman Rosania** (esponenti del Gruppo dei soci risparmiatori di minoranza dell'ex Banca Mediterranea costretto a confluire nel 2000/2007 in Banca di Roma/Capitalia-Unicredit e partecipi "*in prevalente veste osservativa*" alle precedenti quattro assemblee di bilancio degli azionisti di Leonardo spa tenute nel 2017, 2018, 2019, 2020),

propongono

azione sociale di responsabilità nei confronti degli amministratori e degli alti dirigenti di Leonardo spa al 20 maggio 2020, inclusi il Presidente **Giovanni De Gennaro** e l'Amministratore Delegato **Alessandro Profumo** (quest'ultimo anche per quanto dedotto alla lettera J della "premessa" e al n.7 del "considerato"), per fatti compiuti nell'esercizio 2020 in esame.

A seguito del divieto di partecipare fisicamente all'assemblea degli azionisti del 10/19 maggio 2021 imposto dai vertici di Leonardo spa che, tra le diverse opzioni sulle modalità di svolgimento della detta

assemblea indicate nell'articolo 106 D.L. n.18/2020 (emergenza epidemiologica da covid-19), hanno scelto quella prevista al 4° comma e hanno stabilito che “l'intervento e il voto in assemblea” degli azionisti deve avvenire **esclusivamente** tramite Computershare spa, il rappresentante designato dagli stessi vertici di Leonardo spa, al quale i proponenti sono “obbligati” a dare delega-subdelega (ai sensi degli articoli 135-undecies e 135-novies D.Lgs. n. 58/98 TUF) per esercitare il loro diritto di intervento e di voto in assemblea ¹, gli stessi proponenti

chiedono

che questa proposta di azione sociale di responsabilità venga **confermata, letta e depositata per la sua votazione** dal responsabile di Computershare spa, quale loro delegato “obbligatorio”, al 1° punto all’ordine del giorno (bilancio 2020) dell’assemblea degli azionisti di Leonardo spa del 10/19 maggio 2021 a Roma e venga allegata al verbale assembleare.


La presente proposta viene inviata dalla posta elettronica certificata *minoranzainunicredit@pec.it*.

¹ E’ il secondo anno consecutivo che i vertici societari di Leonardo spa vietano agli azionisti l’accesso personale ai locali dell’assemblea di bilancio, per essersi riavvalsi della facoltà prevista dal 4° comma dell’articolo 106 D.L. n.18/2020, come modificato dall’articolo 3 D.L. n.183/2020.

I vertici e l’alta dirigenza di Leonardo spa non hanno neppure disposto sul sito societario *www.leonardocompany.com* la trasmissione della diretta pubblica audio-video dei lavori assembleari e tale mancanza costituisce un grave *vulnus* alla piena e trasparente informativa societaria, attuata tramite le tecniche di comunicazione da tempo usate da primarie società dell’eurozona, tra cui Crédit Agricole (<http://hosting.3sens.com/CASA/20180404-3E860A86/fr/#>) e Société Générale S.A. (http://akah.event.novialys.com/Datas/societe_generale/1206349_5ccff3f981a98/index.php).

*Proposta di azione di responsabilità nei confronti degli amministratori e alti dirigenti di Leonardo spa
per discussione e votazione al punto 1 o.d.g. (bilancio 2020) - Assemblea azionisti, Roma 10/19 maggio 2021*

Francesco Saverio Telesca



Elman Rosania



*Assemblea degli azionisti di Mediobanca spa - Milano, 28 ottobre 2021
Allegati dell'intervento di Elman Rosania (Gruppo soci di minoranza ex Banca Mediterranea del Sud Italia)*

DOCUMENTO 8

Altra proposta 2021 di azione sociale di responsabilità nei confronti di Alessandro Profumo, amministratore delegato di Leonardo spa, presentata da Blubell Partners Ltd all'assemblea degli azionisti Leonardo (convocata il 10/19 maggio 2021 a Roma "a porte chiuse" per l'emergenza sanitaria covid-19 in presenza del solo incaricato di Computershare spa, unico delegato imposto a tutti gli azionisti di Leonardo spa)



Assemblea Ordinaria degli Azionisti

10 e 19 maggio 2021

(I e II convocazione)

“PROPOSTE INDIVIDUALI DI DELIBERAZIONE”

Bluebell Partners

dott. Luciano Carta

Presidente

Leonardo S.p.A.

Via PEC assemblea@pec.leonardocompany.com

CC Mario Draghi, Presidente del Consiglio

Daniele Franco, Ministro dell'Economia e delle Finanze

Consiglio d'Amministrazione e Collegio Sindacale di Leonardo Spa

Egr. Presidente Carta,

Londra, 28 aprile 2021

Oggetto - Assemblea dei Soci di Leonardo Spa del 10/19 maggio 2021: Proposta di azione di responsabilità ex 2393 c.c. del socio Bluebell Partners

Il Socio Bluebell Partners Ltd ("**Bluebell**"), possessore di venticinque azioni ordinarie di Leonardo Spa ("**Leonardo**") - vedere Allegato 1 - propone all'assemblea dei soci mozione ex. artt. 2392 e 2393 codice civile:

"azione di responsabilità nei confronti dell'Amministratore Delegato PROFUMO ALESSANDRO"

Nell'avviso di convocazione dell'assemblea dei soci, con riferimento all'emergenza epidemiologica da COVID-19 ed all'art. 106 del Decreto Legge del 17 marzo 2020 n. 18, viene specificato che l'intervento in Assemblea e l'esercizio del diritto di voto degli aventi diritto sono consentiti esclusivamente tramite il Rappresentante Designato ai sensi dell'articolo 135-*undecies* del TUF.

Bluebell Partners

Ricordo che il Comma 4 dell'art 106 del citato decreto recita come segue: “*Le società con azioni quotate possono designare per le assemblee ordinarie o straordinarie il rappresentante previsto dall'articolo 135-undecies del decreto legislativo 24 febbraio 1998, n. 58, anche ove lo statuto disponga diversamente. Le medesime società possono altresì prevedere nell'avviso di convocazione che l'intervento in assemblea si svolga esclusivamente tramite il rappresentante designato ai sensi dell'articolo 135-undecies del decreto legislativo 24 febbraio 1998, n. 58; al predetto rappresentante designato possono essere conferite anche deleghe o subdeleghe ai sensi dell'articolo 135-novies del decreto legislativo 24 febbraio 1998, n. 58, in deroga all'art. 135-undecies, comma 4, del medesimo decreto*”.

Del resto il Comma 2 chiarisce: “*Con l'avviso di convocazione delle assemblee ordinarie o straordinarie le società per azioni, le società in accomandita per azioni, le società a responsabilità limitata, e le società cooperative e le mutue assicuratrici possono prevedere, anche in deroga alle diverse disposizioni statutarie, l'espressione del voto in via elettronica o per corrispondenza e l'intervento all'assemblea mediante mezzi di telecomunicazione; le predette società possono altresì prevedere che l'assemblea si svolga, anche esclusivamente, mediante mezzi di telecomunicazione che garantiscano l'identificazione dei partecipanti, la loro partecipazione e l'esercizio del diritto di voto, ai sensi e per gli effetti di cui agli articoli 2370, quarto comma, 2479-bis, quarto comma, e 2538, sesto comma, codice civile senza in ogni caso la necessità che si trovino nel medesimo luogo, ove previsti, il presidente, il segretario o il notaio*”

Pertanto sebbene il Comma 4 abbia concesso alle società quotate la facoltà che l'intervento in assemblea possa svolgersi “*esclusivamente*” tramite il rappresentante designato, questa soluzione non è né obbligatoria né preferibile e tantomeno intende offrire alle società un salvacondotto per commettere un abuso ovvero comprimere indebitamente il diritto inalienabile del socio di intervenire e di partecipare attivamente alla riunione dell'assemblea per esercitare i diritti connessi e strumentali al diritto di voto incluso – come nel caso di specie – i diritti di cui all'art 2393 c.c. in occasione delle discussioni del bilancio. Si veda in tal senso anche la Comunicazione CONSOB n. 3/2020 del 10 aprile 2020.

Fatta questa premessa ed a meno di comprimere ulteriormente il diritto dei soci di esercitare le facoltà di cui all'art 2393 c.c. e deliberare in modo informato, Le chiedo rispettosamente di:

Bluebell Partners

- (a) mettere a disposizione dei soci sul sito www.leonardocompany.com la proposta ex art. 2393 del socio Bluebell Partners assicurando parità informativa a tutti gli azionisti;
- (b) mettere a disposizione dei soci una relazione del Consiglio d'Amministrazione con la raccomandazione di voto sulla proposta del socio Bluebell Partners.

Cordiali saluti,



Giuseppe Bivona

gbivona@bluebellpartners.com

Bluebell Partners

ASSEMBLEA ORDINARIA

DI

LEONARDO S.P.A.

10/19 maggio 2021

Proposta del Socio Bluebell Partners Ltd:

“Azione di responsabilità nei confronti dell’Amministratore Delegato

Alessandro Profumo

Deliberazioni inerenti e/o conseguenti”

28 aprile 2021

Bluebell Partners Limited
2 Eaton Gate
London SW1W 9BJ

Bluebell Partners

28 aprile 2021

Signori Azionisti,

Il Socio Bluebell Partners Ltd (“Bluebell”), possessore di venticinque azioni ordinarie di Leonardo Spa (“Leonardo” o la “Società”) propone:

“di deliberare azione di responsabilità nei confronti dell’Amministratore Delegato PROFUMO ALESSANDRO ai sensi dell’art 2393 codice civile. Informativa agli Azionisti. Delibere inerenti e/o conseguenti”

Si illustrano di seguito fatti rilevanti accaduti nell’esercizio 2020 ai sensi dell’art 2393 c.c..

Nel corso dell’esercizio 2020, il socio Bluebell ha appreso che il 15 ottobre 2020 si concludeva il procedimento penale (RGNR 955/2016) avviato in data 12 maggio 2017 con la richiesta di rinvio a giudizio del dott. Alessandro Profumo in quanto ex-Presidente di Banca Monte dei paschi di Siena (“MPS” o la “Banca”) nell’ambito di un procedimento penale in cui era chiamato a rispondere dei gravi reati di false comunicazioni sociali (art. 2622 del Codice Civile) e manipolazione del mercato (art. 185 del TUF) per aver dissimulato *“la massiccia operatività in invendibili – e dunque ancor più rischiosi – derivati creditizi per oltre cinque miliardi di euro”*.

Nell’udienza del 15 ottobre 2020, a causa della *“gravità degli addebiti (ostinatamente reiterati con le insidiose modalità descritte) e spiccata capacità a delinquere che gli stessi disvelano*, il Tribunale di Milano condannava il dott. Profumo alla *“pena finale di anni sei di reclusione ed euro 2.500.000,00 di multa”*. Il Tribunale stabiliva che al dott. Profumo fosse anche *“applicata la pena accessoria dell’interdizione dai pubblici uffici per la durata di anni cinque”* e lo ha dichiarato *“interdetto dagli uffici direttivi delle persone giuridiche e delle imprese”* nonché *“incapace di contrattare con la pubblica amministrazione per anni due (massimo edittale che si giustifica in considerazione della singolare offensività degli addebiti e della pericolosità sociale”*.

Bluebell Partners

Dalle motivazioni della sentenza emessa dal Tribunale, il socio Bluebell ha appreso che il dott. Profumo, in quanto amministratore di altra società quotata (MPS), si era reso responsabile di un *“disegno criminoso”* esibendo *“piena e consapevole adesione al piano delinquenziale”* con un comportamento caratterizzato da *“inclinazione al mendacio”* e dall’*“affermazione del falso”* mentre al contempo cercava di *“offrire di sé un’immagine immacolata, provvidenziale e salvifica”* anche con il fine di *“vedere accresciuto (illegittimamente) il proprio personale prestigio”* quando invece era *“predicabile l’intenzione d’ingannare i soci o il pubblico desumibile dall’insidiosità del falso (perpetrato scientemente) nonché dalle modalità stesse di divulgazione”*.

Il Tribunale, forte di evidenze *“fondate su granitiche evidenze probatorie”* ha accertato *“oltre ogni ragionevole dubbio”* la *“piena consapevolezza (pure contrassegnata dal fine d’ingiusto profitto) sottesa alla compilazione fraudolenta dei bilanci, di cui era nota l’inevitabile diffusione al pubblico, quale prescrizione di legge... .. tale era il fine che animava”* le illecite condotte ovvero *“rassicurare il mercato in vista dell’incetta di denari che si sarebbe da lì a poco perpetrata con gli aumenti di capitale”*. Il Tribunale di Milano accertava la *“gravità delle condotte (di singolare insidiosità e pure reiteratamente perpetrate”* non mancando di sottolineare la *“gravità degli addebiti (ostinatamente reiterati con le insidiose modalità descritte) e spiccata capacità a delinquere”*. La sentenza di primo grado emessa dal Tribunale è disponibile al link

https://www.dropbox.com/sh/j2ksby27ielq4az/AAAGkbnj0afRB_imdcQKstuLa?dl=0

Dalla lettura della sentenza non residuano dubbi che le condotte del dott. Profumo, quantunque riferibili al suo operato quale presidente di altra società, costituiscano condotte non compatibili con i valori etici e comportamentali di Leonardo per come anche riportati nel Codice Etico della società, che il dott. Profumo non sia *“fit and proper”* per ricoprire la carica di Amministratore Delegato di un’azienda quotata e che la sua permanenza alla guida di Leonardo crei un grave pregiudizio alla reputazione, allo sviluppo commerciale e più in generale all’attuazione dei programmi e delle strategie della Società, trattandosi di condotte accertate dal tribunale che minano l’essenza del rapporto fiduciario tra socio ed amministratore.

Si ricorda che il Codice Etico di Leonardo (il “Codice Etico”) *“esprime gli impegni e le responsabilità etiche nella conduzione degli affari e delle attività aziendali assunti da tutti coloro che intrattengono rapporti di qualsiasi natura con Leonardo”* e che principi e le disposizioni in esso contenuti sono vincolanti anche per *“i componenti del Consiglio di Amministrazione, nel perseguimento dell’azione sociale in tutte le deliberazioni adottate”*.

Il Codice Etico annovera tra i suoi principi la “conformità alle leggi” e specifica espressamente che “l’integrità morale è un dovere costante” di tutti i destinatari, incluso dunque gli amministratori.

Il Codice Etico specifica ulteriormente che “*tutte le attività poste in essere dai destinatari devono essere svolte con impegno professionale, rigore morale e correttezza gestionale, anche al fine di tutelare l’immagine dell’azienda. I comportamenti ed i rapporti di tutti i destinatari, **ALL’INTERNO ED ALL’ESTERNO DELLA SOCIETÀ**, devono essere ispirati a trasparenza, correttezza e reciproco rispetto. In tale contesto gli Amministratori, i dirigenti devono per primi rappresentare con il loro operato un esempio per tutte le risorse umane di Leonardo*”.

Non può dunque dubitarsi che le condotte illecite del dott. Profumo, per come accertate dal Tribunale di Milano dopo il vaglio di un giudice per le indagini preliminari (GIP) ed il filtro del giudice dell’udienza preliminare (GUP) non siano coerenti con i principi di osservanza della legge, rigore morale, correttezza gestionale e – trattandosi della funzione apicale di Amministratore Delegato – del ruolo di esempio per le risorse di Leonardo.

**

Nemmeno può dubitarsi del danno di immagine causato a Leonardo dalla condanna del dott. Alessandro Profumo, come recentemente dimostrato dall’IPO di DRS annunciato nel corso dell’esercizio 2020 e poi sospeso. Si ricorda in proposito che nel comunicato del 26 febbraio 2021, Leonardo aveva annunciato che il buon fine dell’offerta sarebbe stato in ogni caso “*soggetto, tra l’altro, al completamento del processo di verifica della SEC e a condizioni di mercato favorevoli*” (Leonardo Comunicato Stampa, 26 febbraio 2021)¹.

Si ricorda la seguente cronologia degli eventi:

¹https://www.leonardocompany.com/documents/20142/13355500/ComLDO_IPO+Leonardo+DRS_ITA_26_01_2021.pdf?t=1614357671299

Bluebell Partners

1. il 15 marzo 2021, Leonardo informava il mercato che “*il documento di registrazione su Form S-1 è stato depositato presso la SEC ma non è ancora efficace e pertanto non potranno né essere vendute azioni né accettate loro offerte di acquisto prima che il documento di registrazione diventi efficace*” (Comunicato Leonardo, 15 marzo 2021)². Il documento di registrazione conteneva la seguente rappresentazione:

“La nostra reputazione e capacità di fare affari può essere influenzata dalla condotta impropria dei nostri dipendenti, agenti, affiliati, subappaltatori, fornitori, partner commerciali o joint venture a cui partecipiamo

..... Nell'ottobre 2020 un Tribunale italiano ha condannato Alessandro Profumo, amministratore delegato di Leonardo S.p.A., con l'accusa di false comunicazioni sociali e manipolazione del mercato in relazione al suo precedente ruolo di presidente della banca italiana, Banca Monte dei Paschi di Siena. Anche se siamo stati avvisati da Leonardo S.p.A. che questa sentenza sarà impugnata, restiamo soggetti al rischio reputazionale a seguito di questo procedimento in corso” (Documento di registrazione DRS Form-1, 5 marzo 2021, p. 35, traduzione)³.

2. Il 16 marzo 2021 la SEC riceveva una prima segnalazione (numero di riferimento 16159-428-853) volta ad ‘accendere un faro’ sull’informativa sui rischi legati alla condanna penale ed alle molteplici vicende giudiziarie in sede civile e penale del dott. Profumo, legate alle Sue precedenti posizioni come Amministratore Delegato o Presidente di società quotate;
3. il 22 marzo 2021, l’informativa sui rischi di cui al Punto1 veniva aggiornata introducendo un paragrafo che riguardava personalmente il dott. Profumo:

² <https://www.leonardocompany.com/it/press-release-detail/-/detail/15-03-2021-leonardo-announces-the-launch-of-leonardo-drs-ipo-for-a-minority-stake>

³ “***Our reputation and ability to do business may be impacted by the improper conduct of our employees, agents, affiliates, subcontractors, suppliers, business partners or joint ventures in which we participate:*** *In October 2020 an Italian court convicted Alessandro Profumo, the chief executive officer of Leonardo S.p.A., on charges of false statements and market manipulation related to his previous role as chairman of the Italian banking entity, Banca Monte dei Paschi di Siena. While we have been advised by Leonardo S.p.A. that this conviction is going to be appealed, we remain subject to reputational risk as a result of this ongoing proceeding*” (DRS Form-1 Registration Statement Dated 15th of March 2021, p. 35)

“Restiamo soggetti a rischi reputazionali e di altro tipo a seguito della condanna dell'amministratore delegato di Leonardo S.p.A. con l'accusa di false dichiarazioni e manipolazione del mercato in relazione al suo precedente ruolo di presidente dell'ente bancario italiano, Banca Monte dei Paschi di Siena.

Nell'ottobre 2020, un Tribunale italiano ha condannato Alessandro Profumo, amministratore delegato della nostra capogruppo, Leonardo SpA, con l'accusa di false comunicazioni sociali e manipolazione del mercato in relazione al suo precedente ruolo di presidente della banca italiana, Banca Monte dei Paschi di Siena.

La condanna, se alla fine confermata dalla Corte di Cassazione italiana, impedirebbe al Sig. Profumo di continuare nel suo attuale ruolo in Leonardo SpA. Pur essendo stati avvisati da Leonardo SpA che tale sentenza sarà impugnata dal Sig. Profumo, restiamo soggetti al rischio reputazionale come risultato di questo procedimento in corso. Inoltre, la perdita di continuità della leadership nella nostra capogruppo, se la condanna venisse infine confermata, potrebbe incidere negativamente sulla nostra attività a breve termine. Qualsiasi effetto negativo di questo tipo sulla nostra attività o danno alla reputazione relativo al procedimento potrebbe influire sulla nostra capacità di acquisire contratti con nuovi clienti e potrebbe danneggiare i nostri rapporti con i clienti esistenti, i dipendenti, i fornitori, i subappaltatori e altri con cui intratteniamo affari, il che potrebbe avere un impatto negativo sulla nostra attività, sulla situazione finanziaria e sui risultati delle nostre attività. Per ulteriore disamina sui rischi relativi alla cattiva condotta dei nostri dipendenti, partner commerciali e altre persone associate, inclusi i procedimenti contro l'ex amministratore delegato di Leonardo SpA e un altro dirigente di Leonardo SpA, vedere il paragrafo “—La nostra reputazione e capacità di fare affari possono essere influenzate da la condotta impropria dei nostri dipendenti, agenti, affiliati, subappaltatori, fornitori, partner commerciali o joint venture a cui partecipiamo”.

(Documento di registrazione DRS Form-, 22 marzo 2021, p. 35, traduzione)⁴.

⁴ **“We remain subject to reputational and other risks as a result of the conviction of the chief executive officer of Leonardo S.p.A. on charges of false statements and market manipulation related to his previous role as chairman of the Italian banking entity, Banca Monte dei Paschi di Siena.**

In October 2020, an Italian court convicted Alessandro Profumo, the chief executive officer of our ultimate parent company, Leonardo S.p.A., on charges of false statements and market manipulation related to his previous role as chairman of the Italian banking entity, Banca Monte dei Paschi di Siena. The conviction, if ultimately upheld by the Italian Supreme Court, would prevent Mr. Profumo from continuing his current role at Leonardo S.p.A. While we have been advised by Leonardo S.p.A. that this conviction will be appealed by Mr. Profumo, we remain subject to reputational risk as a result of this ongoing proceeding. Additionally, the loss of continuity of leadership at our parent company, if the conviction is ultimately upheld, could disrupt our business in the short term. Any such disruption or reputational harm related to the proceeding could affect our ability to win new customer contracts and harm our existing relationships with customers, employees, suppliers, subcontractors and others with whom we do business, which could have an adverse impact on our business, financial condition and results of operations. For further discussion of risks relating to misconduct of our employees, business partners and other associated persons, including proceedings against the former chief executive officer of Leonardo S.p.A. and another Leonardo S.p.A. executive, see “—Our reputation and ability to do business may be impacted by the improper conduct of our employees, agents, affiliates, subcontractors,

Bluebell Partners

4. lo stesso giorno (22 marzo 2022), una seconda segnalazione veniva inoltrata alla SEC (numero di riferimento 16164-863-287) in cui veniva eccepita anche l'integrazione di cui al Punto 3 in quanto ritenuta carente in merito alla rappresentazione della effettiva natura dei rischi in conseguenza alla condanna/vicende giudiziarie del dott. Profumo;
5. appena due giorni dopo (24 marzo 2014) l'offerta - il cui successo era stato subordinato *infra alia* "al completamento del processo di verifica della SEC" (Leonardo Comunicato Stampa, 26 febbraio 2021)⁵ - veniva ritirata.

Per quanto si tratta di accadimenti avvenuti nel 2021, si tratta di fatti che hanno minato il buon fine dell'operazione annunciata nel 2020 e comunque successivi alla condanna del 15 ottobre 2020. Anche prescindendo dal nesso eziologico tra i Punti 1-5, resta il fatto che l'offerta è stata ritirata dopo (i) la prima revisione del documento di registrazione avvenuta il 22 marzo u.s. e (ii) dopo la seconda segnalazione alla SEC avvenuta sempre il 22 marzo u.s. a contestazione della rappresentazione dei rischi sulle vicende giudiziarie del dott. Profumo, anche a seguito della prima integrazione.

Del resto non solo l'informativa sui rischi legati derivanti dalla condanna del dott. Alessandro Profumo (e più in generale dalle vicende giudiziarie in sede civile e penale) non erano state adeguatamente rappresentata nel documento di registrazione (prova ne sia che veniva integrata) ma non ne veniva fatta nessuna menzione nemmeno nel Bilancio Annuale 2020 della capogruppo Leonardo Spa.

**

In definitiva, alla luce delle considerazioni che precedono, il socio Bluebell Partners Ltd formula fin da ora la seguente proposta di delibera, fatte salve le eventuali integrazioni ritenute necessarie dal Consiglio d'Amministrazione:

“L'Assemblea degli azionisti di Leonardo Spa, riunita in sede ordinaria, preso atto della relazione illustrativa predisposta dall'azionista Bluebell Partners Ltd nonché delle osservazioni del Consiglio d'Amministrazione”

suppliers, business partners or joint ventures in which we participate.” (DRS Form-1 Registration Statement Dated 22nd of March 2021, p. 35)

⁵https://www.leonardocompany.com/documents/20142/13355500/ComLDO_IPO+Leonardo+DRS_I TA_26_01_2021.pdf?t=1614357671299

Delibera

1. *“di promuovere l'azione sociale di responsabilità di cui all'art. 2393 c.c. nei confronti del dott. Alessandro Profumo, onde conseguire il risarcimento del danno da questi cagionato a Leonardo SpA”;*
2. *“di conferire al Presidente del Consiglio d'Amministrazione ogni più ampio ed opportuno potere per dare esecuzione alla delibera sopra assunta dando avvio ed impulso alla suddetta azione di responsabilità, nei tempi e modi che riterrà più opportuni”*

Ove venga adottata la predetta delibera, l'Assemblea dei soci dovrà altresì deliberare in relazione agli opportuni ulteriori provvedimenti ex legge.

**

