

ENEL S.p.A.

19 maggio 2022

Assemblea Ordinaria del 19 maggio 2022

ESITO VOTAZIONE

Acc. "De"
Racc. 36442

Oggetto: **Bilancio di esercizio al 31 dicembre 2021**

Hanno partecipato alla votazione:

- n° 4.344 azionisti,

portatori di n° 6.846.382.210 azioni ordinarie, tutte ammesse al voto,

pari al 67,341376% del capitale sociale.

Hanno votato:

		% su Azioni Ordinarie Ammesse al voto
Favorevoli	6.809.148.039	99,456148
Contrari	1.894.833	0,027676
SubTotale	6.811.042.872	99,483825
Astenuti	20.503.223	0,299475
Non Votanti	14.836.115	0,216700
SubTotale	35.339.338	0,516175
Totale	6.846.382.210	100,000000

Ai sensi dell'art. 135-undecies del TUF **non sono computate** ai fini del calcolo della maggioranza e del capitale richiesto per l'approvazione della delibera numero **0** azioni pari al **0,000000%** delle azioni rappresentate in aula.

Giuseppe Merello

~

LISTA ESITO DELLE VOTAZIONE
 Oggetto: Bilancio di esercizio al 31 dicembre 2021

FAVOREVOLI

Badge	Ragione Sociale	Proprio	Delega	Totale
1	COMPUTERSHARE SPA IN PERSONA DI ENRICO MONICELLI RAPP. DESIGNATO IN QUALITÀ DI SUBDELEGATO 135-NOVIES ST.TREVISAN	0	0	0
**D	UNIVERSAL-INVESTMENT-GESELLSCHAFT MBH	0	382.079	382.079
**D	UNION INVESTMENT INSTITUTIONAL GMBH	0	521.588	521.588
**D	UNION INVESTMENT PRIVATFONDS GMBH	0	2.986.375	2.986.375
**D	HANSAINVEST GMBH	0	45.320	45.320
**D	BAVERNINVEST KVG MBH	0	30.843	30.843
**D	DELEN PRIVATE BANK NV	0	2.700.286	2.700.286
**D	UNIVERSAL INVEST SICAV	0	5.912.330	5.912.330
**D	ZURICH COMPANHIA SEGUROS SA	0	181.044	181.044
**D	WINKA SONDERVERMÖGEN	0	371.599	371.599
**D	ACM MUT FONDS GENERAL	0	1.975.105	1.975.105
**D	KAIROS INTERNATIONAL SICAV - MADE IN ITALY	0	450.000	450.000
**D	KAIROS INTERNATIONAL SICAV - PATRIOT	0	15.000	15.000
**D	VERMEULEN REGGY	0	4.000	4.000
**D	KAIROS INTERNATIONAL SICAV - ACTIVESG	0	518.000	518.000
**D	BALTENSPERGER PETER BERNHARD	0	1.900	1.900
**D	TROUBOUNIS GEORGE	0	3.800	3.800
**D	KAIROS INTERNATIONAL SICAV - ITALIA	0	2.100.000	2.100.000
**D	FAMILY INVESTMENTS AND SECURITIES HOLDINGS	0	490.000	490.000
**D	ACM VIE S A CM CIC RETRAITE	0	20.000	20.000
**D	RUGGERO GIOVANNI MAMAN	0	92.025	92.025
**D	KAIROS INTERNATIONAL SICAV - EUROPA ESG	0	10.000	10.000
**D	ACM VIE SA SELR EURO	0	161.000	161.000
**D	ACM VIE SA FONDS GENERAL	0	938.420	938.420
**D	BAVERNINVEST KAPITALVERWALTUNGSGESELLSCHAFT MBH	0	9.177.733	9.177.733
**D	STOLLE JOHN RICHARD	0	3.426	3.426
**D	ACM IARD SA	0	4.200	4.200
**D	BAVERNINVEST KVG MBH	0	1.088.601	1.088.601
**D	ARGIMON VITAS	0	4.093.945	4.093.945
**D	AMF AKTIEFOND GLOBAL	0	350	350
**D	AMF AKTIEFOND VARLDEN	0	5.774.013	5.774.013
**D	AMF BALANSFOND	0	4.399.598	4.399.598
**D	AMF AKTIEFOND EUROPA	0	1.062.153	1.062.153
**D	INVESTINGSFÖRENINGEN NORDEA INVEST GLOBAL ENHANCED KL	0	2.887.237	2.887.237
**D	AOR FUNDS - AOR INTERNATIONAL MULTI-STYLE FUND	0	471.095	471.095
**D	T. ROME PRICE FUNDS SICAV	0	112.740	112.740
**D	BAVERNINVEST LIBI-FONDS	0	86.483	86.483
**D	BAVERNINVEST VECO-FONDS	0	119.530	119.530
**D	FOVERUKA PENSION UNIVERSAL	0	69.972	69.972
**D	UBS ASSET MANAGEMENT LIFE LTD	0	200.375	200.375
**D	LVUI EQUITY WORLD EX EUROPE	0	2.298.877	2.298.877
**D	EQ ADVISORS TRUST - EQ/WELLINGTON ENERGY PORTFOLIO	0	40.000	40.000
**D	EQ ADVISORS TRUST - 1290 VT SMARTBETA EQUITY PORTFOLIO	0	96.598	96.598
**D	TM FULLCRUM DIVERSIFIED ABSOLUTE RETURN FUND	0	134.038	134.038
**D	DALLAS POLICE AND FIRE PENSION SYSTEM	0	13.927	13.927
**D	NORDEA INVESTMENT FUNDS S.A / NORDEA ASSET ALLOCATION FUND	0	153.892	153.892
**D	INVESTINGSFÖRENINGEN NORDEA INVEST EUROPE ENHANCED KL	0	232.723	232.723
**D	BUREAU OF LABOR FUNDS-LABOR PENSION FUND	0	149.313	149.313
**D		0	3.693.184	3.693.184

249





Assemblea Ordinaria del 19 maggio 2022

LISTA ESITO DELLE VOTAZIONE

Oggetto: Bilancio di esercizio al 31 dicembre 2021

FAVOREVOLI

Badge	Ragione Sociale	Proprio	Delega	Totale
**D	THE MASTER TRUST BANK OF JAPAN, LTD. AS TRUSTEE FOR ORGANIZATION FOR WORKERS` RETIREMENT ALLOWANCE MUTUAL AID	0	435.970	435.970
**D	T. ROWE PRICE GLOBAL ALLOCATION FUND, INC.	0	58.345	58.345
**D	ABU DHABI PENSION FUND	0	553.646	553.646
**D	DEKA INVESTMENT GMBH RE TECKLENBURGER LAND-FONDS	0	31.800	31.800
**D	SCHRODER GLOBAL DIVERSIFIED INCOME FUND	0	7.795	7.795
**D	BLACKROCK FUNDS I ICAV	0	286.020	286.020
**D	BRUNEI SHELL RETIREMENT BENEFIT FUND	0	8.814	8.814
**D	BLACKROCK INSTITUTIONAL POOLED FUNDS PLC	0	1.499.647	1.499.647
**D	SUEBIA-FONDS	0	237.532	237.532
**D	DEKA INVESTMENT GMBH RE A-BGLN-FONDS	0	30.552	30.552
**D	EO ADVISORS TRUST - EQ/AB DYNAMIC AGGRESSIVE GROWTH PORTFOLIO	0	47.064	47.064
**D	NORDEA 2 SICAV	0	2.208.618	2.208.618
**D	NATIONWIDE BAILLARD INTERNATIONAL EQUITIES FUND	0	200.000	200.000
**D	NORDEA SUSTAINABLE EQUITIES GLOBAL FUND	0	260.197	260.197
**D	FIDELITY INVESTMENT FUNDS-FIDELITY GLOBAL ENHANCED INCOME FUND	0	1.344.471	1.344.471
**D	ALLIANZGI-FONDS DSPT	0	241.707	241.707
**D	NORDEA GLOBAL ENHANCED FUND	0	783.373	783.373
**D	NORDEA GENERATIONSFOND 90-TAL	0	26.340	26.340
**D	TEL PENSION FUND	0	1.333.172	1.333.172
**D	PENSIONSKASSE SBB	0	280.599	280.599
**D	1290 FUNDS - 1290 SMARTBETA EQUITY FUND	0	46.107	46.107
**D	LIVSFORSIKRINGSSELSKAPET NORDEA LIV NORGE AS	0	33.391	33.391
**D	VERDIPAPIRFONDET BOULNOR AKSJER EUROPA	0	160.015	160.015
**D	ASR LEVENSVZERKERING N.V.	0	365.208	365.208
**D	BLACKROCK INDEX SELECTION FUND	0	5.542.210	5.542.210
**D	CHINA LIFE INSURANCE COMPANY LIMITED	0	259.811	259.811
**D	VELLIV, PENSION & LIVSFORSIKRING A/S	0	33.130	33.130
**D	THE MASTER TRUST BANK OF JAPAN, LTD. AS TRUSTEE FOR GOVERNMENT PENSION INVESTMENT FUND 400045887	0	662.571	662.571
**D	THE BARCLAYS BANK UK RETIREMENT FUND	0	60.353	60.353
**D	T. ROWE PRICE INTERNATIONAL EQUITY INDEX TRUST	0	284.629	284.629
**D	MAIN II UNIVERSAL FONDS	0	604.031	604.031
**D	VANGUARD INTERNATIONAL VALUE FUND	0	11.046.888	11.046.888
**D	FLEXSHARES STOXX GLOBAL BROAD INFRASTRUCTURE INDEX FUND	0	6.987.090	6.987.090
**D	BUREAU OF LABOR FUNDS-LABOR INSURANCE FUND	0	100.666	100.666
**D	CONNECTICUT GENERAL LIFE INSURANCE COMPANY	0	153.016	153.016
**D	MAIN I - UNIVERSAL - FONDS	0	427.397	427.397
**D	LVUI EQUITY EUROPE	0	315.000	315.000
**D	HANDELSBANKEN GLOBAL INDEX CRITERIA	0	857.250	857.250
**D	BUREAU OF LABOR FUNDS - LABOR RETIREMENT FUND	0	1.113.456	1.113.456
**D	MULTI-MANAGER INTERNATIONAL EQUITY STRATEGIES FUND	0	4.816.141	4.816.141
**D	THE MASTER TRUST BANK OF JAPAN, LTD. AS TRUSTEE FOR FEDERATION OF NATIONAL PUBLIC SERVICE PERSONNEL MUTUAL AID ASSOCIATI	0	0	0
**D	749.880			749.880
**D	THE LABOUR UNION CO-OPERATIVE RETIREMENT FUND	0	120.706	120.706
**D	THE MASTER TRUST BANK OF JAPAN, LTD. AS TRUSTEE FOR MTEJ400045828	0	4.711.042	4.711.042
**D	HANDELSBANKEN HALLBAR ENERGI	0	16.508.495	16.508.495
**D	IBM PERSONAL PENSION PLAN TRUST	0	213.831	213.831
**D	TM FULCRUM DIVERSIFIED LIQUID ALTERNATIVES FUND	0	12.621	12.621
**D	VANGUARD INTERNATIONAL SHARES SELECT EXCLUSIONS INDEX FUND	0	158.604	158.604
**D	EO ADVISORS TRUST - EQ/AB DYNAMIC GROWTH PORTFOLIO	0	90.744	90.744
**D	NFS LIMITED	0	2.125.706	2.125.706

Azionisti in delega: 4.296

Pagina 2




Assemblea Ordinaria del 19 maggio 2022

LISTA ESITO DELLE VOTAZIONI


Oggetto: Bilancio di esercizio al 31 dicembre 2021

FAVOREVOLI

Badge	Ragione Sociale	Proprio	Delega	Totale
**D	MINISTRY OF ECONOMY AND FINANCE	0	309.743	309.743
**D	BLACKROCK SUSTAINABLE ADVANTAGE INTERNATIONAL EQUITY FUND OF BLACKROCK FUNDS	0	7.128	7.128
**D	STICHTING PENSIOENFONDS PROVIDUM	0	35.898	35.898
**D	VAMAGETRUST III MASTER COLLECTIVE INVESTMENT FUNDS TRUST	0	282.337	282.337
**D	ARAMCO US RETIREMENT INCOME PLAN TRUST	0	94.045	94.045
**D	AUSTRALIANSUPER	0	400.918	400.918
**D	NVIT GS INTERNATIONAL EQUITY INSIGHTS FUND	0	1.358.017	1.358.017
**D	FRANKLIN TEMPLETON INVESTMENT FUNDS	0	70.805	70.805
**D	FORD PENSION UNIVERSAL	0	28.246	28.246
**D	MANAGEMENT BOARD PUBLIC SERVICE PENSION FUND	0	562.801	562.801
**D	HC RENTE	0	59.616	59.616
**D	DEKA INVESTMENT GMBH RE DEKAFONDS-RA-HH	0	22.797	22.797
**D	NEW YORK STATE COMMON RETIREMENT FUND	0	815.687	815.687
**D	INVESTINGFORENINGEN BANKINVEST , GLOBALE AKTIERINDEKS KL	0	12.976.776	12.976.776
**D	NATIONAL PENSION INSURANCE FUND	0	96.735	96.735
**D	ARK LIFE ASSURANCE COMPANY DESIGNATED ACTIVITY COMPANY	0	5.264	5.264
**D	VERMONT PENSION INVESTMENT COMMISSION	0	335.056	335.056
**D	FULCRUM UCITS SICAV	0	138.299	138.299
**D	EPS	0	27.723	27.723
**D	MORNINGSTAR GLOBAL LISTED INFRASTRUCTURE (HEDGED) FUND	0	134.641	134.641
**D	MAIN VI-UNIVERSAL-FONDS	0	374.285	374.285
**D	VANGUARD INTERNATIONAL CORE STOCK FUND	0	17.165	17.165
**D	DEKA INVESTMENT GMBH RE A-HECKER-FONDS-I	0	764.271	764.271
**D	MISSOURI EDUCATION PENSION TRUST	0	215.000	215.000
**D	STICHTING PENSIOENFONDS VOOR HUISARTSEN	0	467.230	467.230
**D	T. ROME PRICE OM GLOBAL EQUITY FUND	0	955.394	955.394
**D	VANGUARD FIDUCIARY TRUST COMPANY INSTITUTIONAL TOTAL INTERNATIONAL STOCK MARKET INDEX TRUST	0	9.142	9.142
**D	NORDEA 1 SICAV	0	4.859.728	4.859.728
**D	SIEMENS-FONDS SIEMENS-RENTE	0	4.687.071	4.687.071
**D	KOORWIN BANK ACTING AS TRUSTEE OF MIRAE ASSET KPIGTAA ABSOLUTE RETURN PRIVATELY PLACED MASTER INVESTMENT TRUST 2	0	1.226.342	1.226.342
**D	10.883	0	10.883	10.883
**D	THE NATIONAL FARMERS UNION MUTUAL INSURANCE SOCIETY LTD	0	393.074	393.074
**D	IFW GLOBAL INDEXED EQUITIES FUND	0	17.194	17.194
**D	VGW POOLFONDS PAI	0	189.650	189.650
**D	SCHRODER GLOBAL EQUITY COMPONENT FUND	0	45.592	45.592
**D	BLACKROCK INSTITUTIONAL TRUST COMPANY, N.A.? INVESTMENT FUNDS FOR EMPLOYEE BENEFIT TRUSTS	0	71.176.479	71.176.479
**D	BLACKROCK MULTI-ASSET INCOME PORTFOLIO OF BLACKROCK FUNDS II	0	1.150.068	1.150.068
**D	THE NATIONAL FARMERS UNION MUTUAL INSURANCE SOCIETY LIMIT - UNIT LINKED PENSION	0	143.296	143.296
**D	MORGAN STANLEY INVESTMENT FUNDS	0	111.849	111.849
**D	MINE SUPERANNUATION FUND	0	329.162	329.162
**D	HESTA	0	390.788	390.788
**D	RUSSELL DEVELOPED LARGE CAP EM GEOEXPOSURE INDEX FUND B (REMGEOB)	0	20.860	20.860
**D	BLACKROCK TACTICAL OPPORTUNITIES FUND OF BLACKROCK FUNDS	0	295.936	295.936
**D	ANZ WHOLESALÉ INTERNATIONAL SHARE NO.5 FUND	0	213.315	213.315
**D	VALENCIA INKA	0	199.630	199.630
**D	UBS FTSE RAFI DEVELOPED 1000 INDEX FUND	0	215.197	215.197
**D	SIEMENS DC BALANCED	0	12.907	12.907
**D	BLACKROCK CDN WORLD INDEX FUND	0	369.162	369.162
**D	CDN MSCI EAFE MINIMUM VOLATILITY INDEX FUND	0	11.431	11.431

Azionisti in delega: 4.296

Pagina 3



LISTA ESITO DELLE VOTAZIONE

Oggetto: Bilancio di esercizio al 31 dicembre 2021

FAVOREVOLI

Badge	Ragione Sociale	Proprio	Delega	Totale
**D	INTERNATIONALE KAPITALANLAGEGESELLSCHAFT MBH - HSBC DEUTSCHLAND RE F100 INKA	0	120.000	120.000
**D	MSCI EUROPE EQUITY INDEX FUND B (EUROSECB)	0	1.375.037	1.375.037
**D	GERANA SICAV-SIF, S.A.	0	269.556	269.556
**D	NORDEA SUSTAINABLE SELECTION GROWTH FUND	0	27.183	27.183
**D	ARGENTA DP	0	768.200	768.200
**D	NORDEA INSTITUTIONAL INVESTMENT FUND, SICAV- FIS	0	158.871	158.871
**D	MSCI EMU IMI INDEX FUND B (EMUIMIB)	0	5.032	5.032
**D	BLACKROCK INTERNATIONAL INDEX V.I. FUND OF BLACKROCK VARIABLE SERIES FUNDS, INC.	0	102.279	102.279
**D	MI-FONDS G55	0	21.213	21.213
**D	DEGROEF PETERCAM ASSET MANAGEMENT REPRESENTING ERGO FUND	0	53.330	53.330
**D	T. ROWE PRICE FUNDS ORIC - GLOBAL NATURAL RESOURCES EQUITY FUND	0	15.340	15.340
**D	NORDEA SUSTAINABLE SELECTION BALANCED FUND	0	26.786	26.786
**D	SAS TRUSTEE CORPORATION POOLED FUND	0	438.565	438.565
**D	KYBURG INSTITUTIONAL FUND - AKTIEN WELT	0	1.440.037	1.440.037
**D	INVESTINGSFORENINGEN NORDEA INVEST - BAEREDYGTIGE AKTIER KL	0	293.845	293.845
**D	BBP INKA	0	54.418	54.418
**D	GLOBAL EX-U.S. ALPHA TILTS FUND B (ACWITLB)	0	190.687	190.687
**D	INTERNATIONAL ALPHA TILTS FUND B (INTILTB)	0	229.152	229.152
**D	NORDEA SUSTAINABLE SELECTION MODERATE FUND	0	17.361	17.361
**D	NORDEA DISCRETIONARY GLOBAL EQUITY FUND	0	605.730	605.730
**D	MAINSTAY CERE GLOBAL INFRASTRUCTURE FUND	0	6.228.486	6.228.486
**D	GLOBAL ALPHA TILTS FUND B (ACWITLTB)	0	42.030	42.030
**D	CDN ACWI ALPHA TILTS FUND	0	57.923	57.923
**D	VANGUARD FIDUCIARY TRUST COMPANY INSTITUTIONAL TOTAL INTERNATIONAL STOCK MARKET INDEX TRUST II	0	41.930.491	41.930.491
**D	PRUDENTIAL LEGACY INSURANCE COMPANY OF NEW JERSEY	0	169.920	169.920
**D	EQUINOR PENSJON	0	440.000	440.000
**D	DEKA INVESTMENT GMBH RE A-PERSPEKTIVE	0	5.394	5.394
**D	DEKA INVESTMENT GMBH RE MAGUST-FONDS	0	20.000	20.000
**D	FIDELITY INVESTMENT FUNDS - EUROPEAN FUND	0	19.742.011	19.742.011
**D	MI-FONDS 391	0	140.682	140.682
**D	MI-FONDS F55	0	39.154	39.154
**D	T. ROWE PRICE INTERNATIONAL FUNDS INC T. ROWE PRICE INTERNATIONAL VALUE EQUITY FUND	0	19.604.079	19.604.079
**D	MI-FONDS 178	0	42.442	42.442
**D	CONSTRUCTION AND BUILDING UNIONS SUPERANNUATION FUND	0	1.941.337	1.941.337
**D	NEW YORK LIFE INSURANCE & ANNUITY CORPORATION	0	22.567	22.567
**D	NORDEA SUSTAINABLE SELECTION RETURN FUND	0	2.496	2.496
**D	PGIM STRATEGIC INVESTMENTS, INC.	0	6.252	6.252
**D	MI-FONDS 392	0	292.780	292.780
**D	THRIFT SAVINGS PLAN	0	32.868.531	32.868.531
**D	DEKA INVESTMENT GMBH RE A-WOLFACH-FONDS	0	3.800	3.800
**D	BOMBARDIER TRANSPORTATION RETIREMENT PLAN TRUST	0	46.140	46.140
**D	WORLD ALPHA TILTS - ENHANCED FUND B	0	33.790	33.790
**D	FIDELITY EUROPEAN TRUST PLC	0	7.887.971	7.887.971
**D	CUSTODY BANK OF JAPAN, LTD. AS TRUSTEE FOR MIZUHO TRUST & BANKING CO., LTD. AS TRUSTEE FOR INTERNATIONAL EQUITY PASSIVE	0	0	900.710
**D	DMS INVESTMENT GMBH RE DEAM-FONDS BBR 1	0	150.400	150.400
**D	BLACKROCK DYNAMIC HIGH INCOME PORTFOLIO OF BLACKROCK FUNDS II	0	100.029	100.029
**D	OFI INVEST	0	299.381	299.381
**D	BLACKROCK MANAGED VOLATILITY V.I. FUND OF BLACKROCK VARIABLE SERIES FUNDS, INC.	0	34.878	34.878
**D	NATIONWIDE INTERNATIONAL INDEX FUND	0	593.494	593.494

Azionisti in delega: 4.296

Pagina 4




Assemblea Ordinaria del 19 maggio 2022

LISTA ESITO DELLE VOTAZIONE

Oggetto: Bilancio di esercizio al 31 dicembre 2021

FAVOREVOLI

Badge	Ragione Sociale	Proprio	Delega	Totale
**D	SINGLE SELECT PLATFORM	0	315.477	315.477
**D	DEKA VERMOEGENSMANAGEMENT GMBH, NIEDERLASSUNG LUXEMBURG RE IFM-INVEST: VERMOEGENSMANAGEMENT AKTIEN	0	1.230.616	1.230.616
**D	VARIABLE PORTFOLIO-PARTNERS INTERNATIONAL VALUE FUND	0	1.553.490	1.553.490
**D	EQ ADVISORS TRUST - EQ/INTERNATIONAL VALUE MANAGED VOLATILITY PORTFOLIO	0	622.853	622.853
**D	DWS INVESTMENT GMBH RE DWS-FONDS BME	0	342.000	342.000
**D	ALLIANZ GLOBAL INVESTORS GMBH RE ALLIANZGI-FONDS AOKNW-AR	0	94.135	94.135
**D	AQR FUNDS - AQR INTERNATIONAL DEFENSIVE STYLE FUND	0	84.730	84.730
**D	VERMONT PENSION INVESTMENT COMMITTEE	0	630.130	630.130
**D	MAINSTAY CBRE GLOBAL INFRASTRUCTURE MEGATRENDS FUND	0	11.034.084	11.034.084
**D	FORSTA AP - FONDEN	0	1.867.296	1.867.296
**D	SHELL TRUST (BERMUDA) LTD AS TRUSTEE OF THE SHELL OVERSEAS CONTRIBUTORY PENSION FUND	0	182.671	182.671
**D	EMBO-FONDS	0	197.735	197.735
**D	THE SOUTHERN COMPANY SYSTEM MASTER RETIREMENT TRUST	0	1.442.317	1.442.317
**D	SCHRODER INTERNATIONAL SELECTION FUND	0	1.411.506	1.411.506
**D	INVESTINGSFØRENINGEN NORDEA INVEST GLOBAL AKTIER INDEKS KL	0	70.709	70.709
**D	DEKA INTERNATIONAL S.A. RE DEKA-EUROLAND AKTIEN LOWRISK	0	349.119	349.119
**D	TRPH CORPORATION	0	4.598	4.598
**D	STICHTING PENSIOENFONDS MEDISCH SPECIALISTEN	0	903.428	903.428
**D	DEKA INTERNATIONAL S.A. RE DEKA-NACHHALTIGKEIT AKTIEN EUROPA	0	2.256.400	2.256.400
**D	VERDIPAPIRFONDET NORDEA GLOBAL	0	295.680	295.680
**D	NORDEA STRATEGA 50	0	307.759	307.759
**D	EQ ADVISORS TRUST - EQ/INTERNATIONAL CORE MANAGED VOLATILITY PORTFOLIO	0	346.070	346.070
**D	NVIT INTERNATIONAL INDEX FUND	0	899.370	899.370
**D	NORDEA STRATEGA 70	0	409.662	409.662
**D	GOVERNMENT SUPERANNUATION FUND	0	409.272	409.272
**D	DT EQUITY	0	1.050.889	1.050.889
**D	INVESTINGSFØRENINGEN NORDEA INVEST AKTIER II KL	0	21.239	21.239
**D	VANGUARD TOTAL INTERNATIONAL STOCK INDEX FUND	0	100.873.702	100.873.702
**D	LBPAM ISR AVENIR EURO	0	47.880	47.880
**D	THE MASTER TRUST BANK OF JAPAN, LTD. AS TRUSTEE FOR NATIONAL PENSION FUND ASSOCIATION 400037061	0	415.730	415.730
**D	NORDEA EUROPEAN STARS FUND	0	3.719.150	3.719.150
**D	VERDIPAPIRFONDET NORDEA PLAN KONSERVATIV NO	0	10.681	10.681
**D	NORDEA STRATEGA 10	0	42.472	42.472
**D	NORDEA STRATEGA 30	0	382.086	382.086
**D	NORDEA AKTIEALLOKERING	0	333.732	333.732
**D	RAGS-FUNDMASTER	0	38.744	38.744
**D	HARTFORD ACCIDENT AND INDEMNITY COMPANY	0	23.687	23.687
**D	VERDIPAPIRFONDET NORDEA AKSJER VERDEN	0	25.726	25.726
**D	BNP PARIBAS DEEP VALUE	0	257.484	257.484
**D	PUERTO RICO TELEPHONE COMPANY MASTER TRUST	0	31.615	31.615
**D	INVESTINGSFØRENINGEN NORDEA INVEST BASIS 3 KL	0	155.489	155.489
**D	INVESTINGSFØRENINGEN NORDEA INVEST EUROPEAN STARS KL	0	283.136	283.136
**D	ACTIAM DUURZAAM INDEX AANDELENFONDS EUROPA	0	834.531	834.531
**D	LBPAM DIVERSIFIE FOCUS OBLIG 3 5	0	34.591	34.591
**D	BNP PARIBAS RENDACTIS	0	225.063	225.063
**D	BNP PARIBAS ACTIONS RENDEMENT	0	205.858	205.858
**D	FCP SODIUM I	0	675.643	675.643
**D	VERDIPAPIRFONDET NORDEA PLAN BALANSERT	0	31.396	31.396
**D	LESAFFRE EQUILIBRE RESPONSABLE AND SOLIDAIRE	0	89.335	89.335
**D	THE MASTER TRUST BANK OF JAPAN, LTD. AS TRUSTEE FOR MUTB400045794	0	6.362.039	6.362.039

Azionisti in delega: 4.296

Pagina 5



LISTA ESITO DELLE VOTAZIONE

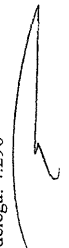
Oggetto: Bilancio di esercizio al 31 dicembre 2021

FAVOREVOLI

Badge	Ragione Sociale	Proprio	Delega	Totale
**D	THE MASTER TRUST BANK OF JAPAN, LTD. AS TRUSTEE FOR MTRB400045829	0	8.961.541	8.961.541
**D	THE MASTER TRUST BANK OF JAPAN, LTD. AS TRUSTEE FOR MUTB400045795	0	7.576.428	7.576.428
**D	OB 2	0	245.289	245.289
**D	NATIO FONDS COLLINES INVESTISSEMENT N3	0	2.092.306	2.092.306
**D	UI-FONDS BAV RBI AKTIEN	0	1.161.115	1.161.115
**D	NORDEA EUROPEAN PASSIVE FUND	0	132.063	132.063
**D	NORDEA WORLD FUND	0	1.422.170	1.422.170
**D	VERDIPAPIFONDET NORDEA PLAN MODERAT	0	26.256	26.256
**D	BNP PARIBAS PHILEIS - MULTIPAR SOLIDAIRE EQUILIBRE SOCIALEMENT RESPONSABLE	0	2.711.929	2.711.929
**D	FCP FEDERIS PRO ACTIONS ISR EURO	0	941.466	941.466
**D	LORENTZ POCKET CROISSANC	0	20.968	20.968
**D	FLEXSHARES MORNINGSTAR DEVELOPED MARKETS EX-US FACTOR TILT INDEX FUND	0	177.547	177.547
**D	LITHIUM RENDEMENT	0	1.243.993	1.243.993
**D	BNP PARIBAS ACTIONS PATRIMOINE RESPONSABLE	0	354.417	354.417
**D	FUNDACAO CALOUSTE GULBENKIAN	0	130.071	130.071
**D	AGIPI MONDE DURABLE	0	251.636	251.636
**D	EQ ADVISORS TRUST - EQ/AB DYNAMIC MODERATE GROWTH PORTFOLIO	0	198.221	198.221
**D	DEKA INVESTMENT GMBH RE S BROKER 1 FONDS	0	10.000	10.000
**D	BNP PARIBAS PHILEIS - MULTIPAR ACTIONS SOCIALEMENT RESPONSABLE	0	1.511.088	1.511.088
**D	NATIO FONDS COLLINES INVESTISSEMENT N1	0	1.743.361	1.743.361
**D	SICAV BNP EASY EURO STOXX 50	0	991.845	991.845
**D	ALM ACTIONS ZONE EURO ISR	0	7.600.000	7.600.000
**D	GENERALI VIE	0	2.292.340	2.292.340
**D	FLEXSHARES INTERNATIONAL QUALITY DIVIDEND DYNAMIC INDEX FUND	0	34.858	34.858
**D	LBPM ISR ACTIONS EURO LARGE CAP	0	573.051	573.051
**D	FLEXSHARES INTERNATIONAL QUALITY DIVIDEND INDEX FUND	0	994.500	994.500
**D	VERDIPAPIFONDET NORDEA PLAN OFFENSIV	0	63.419	63.419
**D	EQ ADVISORS TRUST - EQ/GLOBAL EQUITY MANAGED VOLATILITY PORTFOLIO	0	250.149	250.149
**D	FCP ALM ACTIONS EUROPE ISR	0	660.000	660.000
**D	FIDELITY INVESTMENT FUNDS - FIDELITY GLOBAL DIVIDEND FUND	0	6.098.000	6.098.000
**D	FLEXSHARES INTERNATIONAL QUALITY DIVIDEND DEFENSIVE INDEX FUND	0	52.867	52.867
**D	FEDERIS ISR EURO	0	2.174.429	2.174.429
**D	VERDIPAPIFONDET NORDEA PLAN VEKSTORIENTERT	0	19.514	19.514
**D	ROYAL BOROUG OF KINGSTON UPON THAMES PENSION FUND	0	29.982	29.982
**D	UNIVERSAL-INVESTMENT-GESELLSCHAFT MBH ON BEHALF OF WMB-UNIVERSAL-FONDS	0	14.026	14.026
**D	BOMBARDIER TRUST U.S. MASTER TRUST	0	133.150	133.150
**D	CALCIUM QUANT	0	406.529	406.529
**D	ARVESTAR ASSET MANAGEMENT SA REPRESENTING ARGENTA PENSIOENSPAARFONDS DEFENSIVE	0	154.550	154.550
**D	SAEV MASTERFONDS INKA	0	323.057	323.057
**D	HI-KABL-FONDS	0	2.222.800	2.222.800
**D	CAISSE DES DEPOTS ET CONSIGNATIONS	0	47.436	47.436
**D	KAYNE ANDERSON NEXTGEN ENERGY AND INFRASTRUCTURE INC	0	836.500	836.500
**D	UI-E	0	125.061	125.061
**D	T. ROWE PRICE RETIREMENT HYBRID TRUST	0	1.513.352	1.513.352
**D	AQR FUNDS - AQR INTERNATIONAL MOMENTUM STYLE FUND	0	230.083	230.083
**D	T. ROWE PRICE INTERNATIONAL VALUE EQUITY TRUST	0	17.104.626	17.104.626
**D	FCP ALBA VALEUR	0	210.000	210.000
**D	UNIVERSAL-INVESTMENT-GESELLSCHAFT MBH ON BEHALF OF FUNDAMENTAL VALUE UI	0	57.140	57.140
**D	ERAFP ACTIONS EURO 1	0	1.105.580	1.105.580
**D	HI-FNWL-DIVIDENDE-PLUS-FONDS	0	556.635	556.635

Pagina 6

Azionisti in delega: 4.296





LISTA ESITO DELLE VOTAZIONE


Oggetto: Bilancio di esercizio al 31 dicembre 2021

FAVOREVOLI

Badge	Ragione Sociale	Proprio	Delega	Totale
***D	LIMACTIF	0	52.684	52.684
***D	DEAM FONDS ATZM	0	48.000	48.000
***D	ARRCO QUANT 1	0	534.169	534.169
***D	AXA INDICE EURO	0	428.178	428.178
***D	UNIVERSAL-INVESTMENT-GESELLSCHAFT MBH ON BEHALF OF UNIVERSAL-OCO	0	52.081	52.081
***D	UNIVERSAL-INVESTMENT-GESELLSCHAFT MBH ON BEHALF OF BAYERISCHER PENSIONSFONDS	0	366.800	366.800
***D	UNIVERSAL-INVESTMENT-GESELLSCHAFT MBH ON BEHALF OF MS-B HAUFPONDS	0	19.497	19.497
***D	UNIVERSAL-INVESTMENT-GESELLSCHAFT MBH ON BEHALF OF BAYVK AL-FONDS	0	833.100	833.100
***D	ARABELLE VEGA IM	0	40.000	40.000
***D	FCP KLESIA K ACTIONS EURO	0	50.949	50.949
***D	AXA EURO DIVIDEND S	0	45.461	45.461
***D	DBI-FONDS EBB	0	1.414	1.414
***D	ALLIANZGI-FONDS GANO	0	5.710	5.710
***D	STICHTING AHOLD DELHAIZE PENSIEN	0	614.508	614.508
***D	ALLIANZGI-FONDS PF2 SEGMENT PF2-AA2-E EUA	0	117.407	117.407
***D	ACTIAM SUSTAINABLE INDEX FUND EQUITY EUROPE	0	300.126	300.126
***D	ALLIANZGI-FONDS AVF	0	6.838	6.838
***D	ZWITSERLEVEN BELEGINGSFONDSEN - ZWITSERLEVEN EUROPEES AANDELENFONDS	0	2.955.646	2.955.646
***D	ALLIANZGI-FONDS PF2 SEGMENT PF2-GM1-G_MA (MERITEN IM)	0	83.723	83.723
***D	FCP KLESIA K RETRAITE EURO	0	2.763.277	2.763.277
***D	FCP MANDARINE EQUITY INCOME	0	182.977	182.977
***D	ALLIANZGI-FONDS APNIESA SEGMENT APNIESA-NAFO	0	177.250	177.250
***D	ALLIANZGI-FONDS APNIESA SEGMENT APNIESA-GSIM-A	0	79.113	79.113
***D	SUWE-COFONDS	0	175.000	175.000
***D	LHCO-FONDS	0	100.000	100.000
***D	ALLIANZGI-FONDS REINVEST	0	4.750	4.750
***D	ALLIANZGI-FONDS PTV2 SEGMENT PTV2-GM1-G_MA	0	222.806	222.806
***D	ALLIANZGI-FONDS GANO 2	0	29.989	29.989
***D	ALLIANZGI-FONDS DIN	0	15.000	15.000
***D	ERGO VERMOGENSMANAGEMENT AUSGEWOGEN	0	32.043	32.043
***D	MEAG VERMOGENSANLAGE KOMFORT	0	29.695	29.695
***D	NVV	0	75.000	75.000
***D	ALLIANZGI-FONDS SIY	0	8.977	8.977
***D	UNIVERSAL-INVESTMENT-GESELLSCHAFT MBH ON BEHALF OF VE-UNIVERSAL-FONDS	0	1.542.565	1.542.565
***D	ERGO VERMOGENSMANAGEMENT ROBUST	0	15.714	15.714
***D	GENERALI GLOBAL - FONDO PENSIONE APERTO A CONTRIBUZIONE DEFINITA	0	358.634	358.634
***D	ALLIANZGI FONDS DPF DILLINGER PENSIONFUNDS	0	88.619	88.619
***D	UNIVERSAL-INVESTMENT-GESELLSCHAFT MBH ON BEHALF OF SPM 2006-UNIVERSAL-FONDS	0	75.711	75.711
***D	GENERALI ITALIA SPA	0	3.087.869	3.087.869
***D	RELANCE TRUST INSTITUTIONAL RETIREMENT TRUST	0	58.414	58.414
***D	MEAG PREMIUM	0	10.000.000	10.000.000
***D	EUROP ASSISTANCE ITALIA SPA	0	13.502	13.502
***D	PEGASUS-UI-FONDS	0	281.817	281.817
***D	ALLIANZGI-FONDS SHL	0	12.000	12.000
***D	INVESTITORI FLESSIBILE	0	390.000	390.000
***D	BANCOPOSTA GLOBAL EQUITY LTE	0	18.529	18.529
***D	THE NEW IRELAND FUND, INC.	0	93.004	93.004
***D	GENERELIFE SPA	0	1.214.354	1.214.354
***D	ZURICH INSURANCE PLC	0	614.629	614.629
***D	ZURICH INVESTMENTS LIFE S P A	0	702.435	702.435

Azionisti in delega: 4.296

Pagina 7

Assemblea Ordinaria del 19 maggio 2022

LISTA ESITO DELLE VOTAZIONE

Oggetto: Bilancio di esercizio al 31 dicembre 2021

FAVOREVOLI

Badge	Ragione Sociale	Proprio	Delega	Totale
**D	INVESTINGFORENINGEN NORDEA INVEST GLOBALE UDBYTTEAKTIER KL	0	184.270	184.270
**D	DNCA INVEST EUROSE	0	520.000	520.000
**D	UNIVERSAL-INVESTMENT-GESELLSCHAFT MBH ON BEHALF OF EPOTIF MASTERFONDS	0	203.754	203.754
**D	FRIENDS FIDUCIARY CORPORATION	0	9.507	9.507
**D	HI-172915-FONDS	0	49.412	49.412
**D	INVESTITORI EUROPA	0	60.000	60.000
**D	UNIVERSAL-INVESTMENT-GESELLSCHAFT MBH ON BEHALF OF HMT EURO AKTIEN VOLCONTROL	0	131.400	131.400
**D	AZIMUT CAPITAL MANAGEMENT SGR S.P.A	0	330.000	330.000
**D	ALLIANZGI FONDS APE	0	121.634	121.634
**D	INVESTITORI PIAZZA AFFARI	0	253.000	253.000
**D	AZ FUND I AZ EQUITY GLOBAL INFRASTRUCTURE	0	1.380.000	1.380.000
**D	UNIVERSAL-INVESTMENT-GESELLSCHAFT MBH ON BEHALF OF COLUMBUS FONDS	0	73.705	73.705
**D	UNIVERSAL-INVESTMENT-GESELLSCHAFT MBH ON BEHALF OF HMT EURO AKTIEN SOLVENCY	0	50.550	50.550
**D	ALLIANZGI FONDS OB PENSION	0	46.444	46.444
**D	UNIVERSAL-INVESTMENT-GESELLSCHAFT MBH ON BEHALF OF KOSB-UNIVERSAL-FONDS	0	160.000	160.000
**D	FLEXSHARES STOXX GLOBAL ESG SELECT INDEX FUND	0	33.300	33.300
**D	ALLIANZGI-FONDS PTV2 SEGMENT PTV2-AA2-E_EUA	0	298.831	298.831
**D	DNCA INVEST VALUE EUROPE	0	2.812.881	2.812.881
**D	DBI-STIFTUNGSFONDS WISSENSCHAFT	0	8.931	8.931
**D	THEAM QUANT-ABSOLUTE ALPHA	0	5.771	5.771
**D	UNIVERSAL-INVESTMENT-GESELLSCHAFT MBH ON BEHALF OF COMMERZBANK FLEXIBLE ALLOCATION EUROLAND	0	319.299	319.299
**D	AZIMUT CAPITAL MANAGEMENT SGR S.P.A	0	56.000	56.000
**D	PZENA INTERNATIONAL VALUE FUND	0	69.597	69.597
**D	MEAG VENUS	0	152.753	152.753
**D	GENERALI SMART FUNDS	0	140.000	140.000
**D	HENDERSON HORIZON EUROLAND FUND	0	5.431.953	5.431.953
**D	COVENANT HEALTH INVESTMENT TRUST	0	237.031	237.031
**D	T. ROWE PRICE NEW ERA FUND, INC.	0	2.988.302	2.988.302
**D	THEAM QUANT - EQUITY US FACTOR DEFENSIVE	0	32.500	32.500
**D	PUBLIC SCHOOL RETIREMENT SYSTEM OF THE CITY OF ST. LOUIS	0	211.889	211.889
**D	BANCOPOSTA AZIONARIO EURO	0	870.102	870.102
**D	CARILLON SCOUT INTERNATIONAL FUND	0	210.478	210.478
**D	TORTOISE ESSENTIAL ASSETS INCOME TERM FUND	0	1.099.196	1.099.196
**D	AZIMUT CAPITAL MANAGEMENT SGR S.P.A	0	420.000	420.000
**D	CAIXABANK GLOBAL ALBUS FUND	0	245.000	245.000
**D	GID-FONDS AVAOT	0	186.865	186.865
**D	KAYNE ANDERSON RENEWABLE INFRASTRUCTURE FUND	0	481.300	481.300
**D	HEITMAN GLOBAL PRIMES INFRASTRUCTURE SEED INVESTORS LLC	0	4.057	4.057
**D	BNP PARIBAS FUNDS - ENVIRONMENTAL ABSOLUTE RETURN THEMATIC EQUITY (BARTH	0	1.186.241	1.186.241
**D	BNP PARIBAS FUNDS - EUROPE VALUE	0	1.467.736	1.467.736
**D	BNP PARIBAS EASY - MSCI EUROPE EX CW	0	659.492	659.492
**D	HUBER CAPITAL INVESTMENTS, LLC	0	1.624	1.624
**D	THEAM QUANT - EQUITY EUROZONE FACTOR DEFENSIVE	0	318.995	318.995
**D	CENTRE GLOBAL INFRASTRUCTURE FUND	0	65.225	65.225
**D	BLUE HORIZON BNE ETF	0	10.296	10.296
**D	GENERALI INVESTMENTS SICAV	0	536.972	536.972
**D	JANUS HENDERSON GLOBAL EQUITY INCOME FUND	0	1.249.472	1.249.472
**D	BNP PARIBAS SUSTAINABLE FUNDS EUROPE DIVIDEND	0	166.599	166.599
**D	JANUS HENDERSON INSTITUTIONAL EUROPEAN INDEX OPPORTUNITIES FUND	0	48.628	48.628
**D	FONDAZIONE ROMA - GLOBAL PASSIVE EQUITIES	0	35.952	35.952

Pagina 8

Azionisti in delega: 4.296





LISTA ESITO DELLE VOTAZIONE
 Oggetto: Bilancio di esercizio al 31 dicembre 2021


FAVOREVOLI

Badge	Ragione Sociale	Proprio	Delega	Totale
**D	THEAM QUANT-EQUITY WORLD EMPLOYEE SCHEME	0	8.797	8.797
**D	BROOKFIELD GLOBAL RENEWABLES & SUSTAINABLE INFRASTRUCTURE FUND	0	157.715	157.715
**D	AZ FUND 1 AZ ALLOCATION GLOBAL CONSERVATIVE	0	80.000	80.000
**D	GLD-FONDS ALAET	0	672.500	672.500
**D	AMERICAN HEART ASSOCIATION, INC.	0	13.885	13.885
**D	FAM SERIES UCITS ICAV	0	2.210.400	2.210.400
**D	FULCRUM DIVERSIFIED ABSOLUTE RETURN FUND	0	1.253	1.253
**D	DEKA INVESTMENT GMBH RE A-BAD HERSFELD-FONDS	0	39.050	39.050
**D	THE BANKERS INVESTMENT TRUST PLC	0	876.781	876.781
**D	POSTE INVESTO SOSTENIBILE	0	119.039	119.039
**D	AXA INSURANCE DAC	0	8.074	8.074
**D	KAYNE ANDERSON RENEWABLE ENERGY TRANSITION FUND, L.P.	0	29.800	29.800
**D	ECOFIN GLOBAL RENEWABLES INFRASTRUCTURE FUND	0	1.373.776	1.373.776
**D	CONSERVATION INTERNATIONAL FOUNDATION, INC.	0	2.127	2.127
**D	ECOFIN SICAV-ECOFIN SUSTAINABLE LISTED INFRASTRUCTURE FUND	0	52.033	52.033
**D	ISHARES WHOLESALÉ SCREENED INTERNATIONAL EQUITY INDEX FUND	0	63.973	63.973
**D	SPM 2006-UNIVERSAL-FONDS	0	13.558	13.558
**D	MAPFRE INVERSION SOCIEDAD DE VALORES SA	0	4.828.674	4.828.674
**D	ROCKEFELLER CLIMATE SOLUTIONS FUND	0	390.987	390.987
**D	ENHANCED INDEX INTERNATIONAL SHARE FUND	0	771.266	771.266
**D	PINERIDGE SELECT FUNDS VCC	0	43.162	43.162
**D	AMP WHOLESALÉ GLOBAL EQUITIES FUND	0	1.575.668	1.575.668
**D	FAM SERIES UCITS ICAV - GLOBAL LISTED INFRASTRUCTURE FAM FUND	0	1.109.946	1.109.946
**D	ZEPHYR - OPTIMISED PLUS 2	0	53.105	53.105
**D	CARILLON CLARIVEST INTERNATIONAL STOCK FUND	0	16.501	16.501
**D	GENERALI UNO FONDO DE PENSIONES	0	52.090	52.090
**D	G.A.-FUND-B - EQUITY BROAD EURO P	0	244.320	244.320
**D	GENERALI EMPLEO TRES FONDO DE PENSIONES	0	5.465	5.465
**D	THEAM QUANT - GLOBAL INCOME	0	14.175	14.175
**D	THEAM QUANT - MULTI ASSET DIVERSIFIED PROTECTED	0	8.089	8.089
**D	THEAM QUANT - CROSS ASSET HIGH FOCUS	0	4.113	4.113
**D	WHOLESALÉ GLOBAL EQUITY - VALUE FUND	0	6	6
**D	GENERALI EMPLEO PYME FONDO DE PENSIONES	0	91.630	91.630
**D	AMP LIFE INTERNATIONAL EQUITIES FUND	0	4.136	4.136
**D	THEAM QUANT - EQUITY WORLD EMPLOYEE SCHEME II	0	103.438	103.438
**D	AUSTRALIAN CATHOLIC SUPERANNUATION AND RETIREMENT FUND	0	1.129	1.129
**D	CASTELLANA PENSIONES FP	0	540.000	540.000
**D	DNCA INVEST BEYOND CLIMATE	0	85.512	85.512
**D	RUSSELL INVESTMENTS GLOBAL LISTED INFRASTRUCTURE FUND	0	7.116	7.116
**D	BPI GLOBAL INVESTMENT FUND- MAVERICK GLOBAL FUND	0	423.227	423.227
**D	GLOBAL EQUITIES ENHANCED INDEX FUND	0	283.892	283.892
**D	AMSELECT - SYCOMORE EURO EQUITY GROWTH	0	43.917	43.917
**D	G.A.-FUND-B - WORLD EQUITIES	0	52.824	52.824
**D	GENERALI CUATRO FONDO DE PENSIONES	0	100.000	100.000
**D	AZ FUND 1 AZ ALTERNATIVE GLOBAL MACRO OPPORTUNITIES	0	590.159	590.159
**D	DNCA INVEST EURO SMART CITIES	0	28.000	28.000
**D	AZ FUND 1 AZ ALLOCATION GLOBAL	0	142.590	142.590
**D	BNZ WHOLESALÉ INTERNATIONAL EQUITIES (INDEX) FUND	0	52.000	52.000
**D	AZ FUND 1 AZ ALTERNATIVE LONG SHORT EUROPE	0	18.748	18.748
**D	AMP CAPITAL GLOBAL QUALITY FUND	0		

Pagina 9



Azionisti in delega. 4.296



LISTA ESITO DELLE VOTAZIONE
 Oggetto: Bilancio di esercizio al 31 dicembre 2021

FAVOREVOLI

Badge	Ragione Sociale	Proprio	Delega	Totale
**D	THEAM QUANT - EQUITY WORLD EMPLOYEE SCHEME III	0	2.466	2.466
**D	IPAC SPECIALIST INVESTMENT STRATEGIES - INTERNATIONAL SHARE STRATEGY NO.1	0	438.932	438.932
**D	AZ MULTI ASSET AZ MULTI ASSET AZ ALLOCATION FLEXIBLE EQUITY	0	45.000	45.000
**D	AZ FUND 1 AZ ALLOCATION TREND	0	9.000.000	9.000.000
**D	GENERALI MULTI PORTFOLIO SOLUTIONS SICAV	0	170.531	170.531
**D	FIDENTIIS TORDESILLAS SICAV	0	67.210	67.210
**D	GENERALI PREVISION EPSV	0	14.080	14.080
**D	BUSS (QUEENSLAND) POOLED SUPERANNUATION TRUST	0	7.957	7.957
**D	MERCER UNHEDGED OVERSEAS SHARES TRUST	0	149.299	149.299
**D	BS PREVISION EMPRESAS EPSV DE EMPLEO	0	2.533	2.533
**D	THEAM QUANT - EQUITY WORLD DEFI	0	12.665	12.665
**D	RUSSELL INVESTMENTS SUSTAINABLE GLOBAL SHARES FUND	0	33.396	33.396
**D	AZ FUND 1 AZ ALLOCATION EUROPEAN DYNAMIC	0	130.000	130.000
**D	GENERALI ESPANA S A DE SEGUROS Y REASEGUROS	0	92.199	92.199
**D	AZ FUND 1 AZ EQUITY LONG TERM EQUITY OPPORTUNITIES	0	510.000	510.000
**D	AZ FUND 1 - AZ EQUITY WATER AND RENEWABLE RESOURCES	0	400.000	400.000
**D	BANSABADELL 36, F.P.	0	3.875	3.875
**D	ZURICH VIDA COMPANIA DE SEGUROS Y REASEGUROS SA	0	35.016	35.016
**D	LAGUN ARO EPSV DE EMPLEO	0	625.000	625.000
**D	SABADELL PLANIFICACION 25, FI	0	33.661	33.661
**D	CHEVIOT ASS MANAGEMENT L	0	747	747
**D	BANSABADELL 2000 FP	0	736	736
**D	INVERSABADELL 25, FI	0	125.422	125.422
**D	BROOKFIELD GLOBAL LISTED INFRASTRUCTURE FUND	0	155.864	155.864
**D	COMPANIA DE SERVICIOS DE BEBIDAS REFRESCANTES PENSIONES, F.P	0	1.712	1.712
**D	BANSABADELL 18 FP	0	3.020	3.020
**D	PIR EQUITY AXA ASSICURAZIONI	0	420.000	420.000
**D	FD INTERNATIONAL SHARE FUND 3	0	700.000	700.000
**D	FONECONOMISTES, FONDS DE PENSIONS	0	1.351	1.351
**D	SABADELL PLANIFICACION 50, FI	0	11.151	11.151
**D	MEAG EUROINVEST	0	632.878	632.878
**D	DELTA MASTER TRUST	0	46.780	46.780
**D	INVERSABADELL 10, FI	0	6.454	6.454
**D	SABADELL EUROACCION, FI	0	400.272	400.272
**D	INVERSABADELL 70, FI	0	22.671	22.671
**D	AZ FUND 1 AZ ALLOCATION PIR ITALIAN EXCELLENCE 70	0	1.020.000	1.020.000
**D	UBS GLOBAL EQUITY CLIMATE TRANSITION FUND	0	53.579	53.579
**D	FERROATLANTICA 92 FP	0	1.117	1.117
**D	BNP S BETA/LOT133/FR10E	0	83.405	83.405
**D	INTECH INTERNATIONAL LARGE CAP CORE FUND LLC	0	4.660	4.660
**D	T. ROWE PRICE REAL ASSETS TRUST I	0	1.503.798	1.503.798
**D	T. ROWE PRICE REAL ASSETS FUND, INC.	0	1.541.007	1.541.007
**D	SOCIETA CATTOLICA DI ASSICURAZIONE - SOCIETA COOPERATIVA	0	904.333	904.333
**D	INVESTERINGSFORENINGEN NORDEA INVEST AKTIER KL	0	33.028	33.028
**D	STICHTING BEDRIJFSTAKPENSIOENFONDS VOOR DE MEDIA PNO	0	426.428	426.428
**D	UNIVERSAL-INVESTMENT-GESELLSCHAFT MBH ON BEHALF OF HMT WERTSICHERUNG 94 ESG	0	10.000	10.000
**D	DEKA INVESTMENT GMBH RE WI-DISCOUNT	0	799.000	799.000
**D	MACQUARIE INTERNATIONAL INFRASTRUCTURE SECURITIES FUND (UNHEDGED)	0	770.731	770.731
**D	INVESTITORI FLEXIBLE EQUITY ESG	0	13.500	13.500
**D	ALTO AMERICA AZIONARIO	0	555.632	555.632

258

Azionisti in delega. 4.296

Pagina 10




LISTA ESITO DELLE VOTAZIONE

Oggetto: Bilancio di esercizio al 31 dicembre 2021

FAVOREVOLI

Badge	Ragione Sociale	Proprio	Delega	Totale
**D	BANCOPOSTA EQUITY DEVELOPED COUNTRIES	0	63.352	63.352
**D	BROOKFIELD REAL ASSETS SECURITIES FUND	0	33.450	33.450
**D	AZ FUND I AZ ALLOCATION PIR ITALIAN EXCELLENCE 30	0	60.000	60.000
**D	ECOFIN GLOBAL ENERGY TRANSITION FUND	0	209.260	209.260
**D	WILSHIRE MUTUAL FUNDS, INC. - WILSHIRE INTERNATIONAL EQUITY FUND	0	183.323	183.323
**D	MACQUARIE INTERNATIONAL EQUITIES FUND	0	140.915	140.915
**D	BNP PARIBAS EASY ESG GROWTH EUROPE	0	6.845	6.845
**D	ZEPHYR - EUROPE EQUITY ESG OPTIMIZED	0	34.613	34.613
**D	BNP PARIBAS EASY - ECFI GLOBAL ESG INFRASTRUCTURE	0	434.252	434.252
**D	VAERDIPAPIRFONDEN NORDEA INVEST PORTEFOLJE AKTIER	0	914.908	914.908
**D	DEKA INVESTMENT GMBH RE A-LANDGRAF PHILIPP FONDS	0	70.000	70.000
**D	STELLAR INSURANCE, LTD.	0	38.008	38.008
**D	NORDEA GENERATIONSFOND SENIOR	0	46.152	46.152
**D	DEKA INVESTMENT GMBH RE LANDSBERG-FONDS	0	27.000	27.000
**D	DEKA INVESTMENT GMBH RE MV-FONDS	0	89.000	89.000
**D	BT INTERNATIONAL SHARES INDEX FUND	0	653.277	653.277
**D	WSP INTERNATIONAL EQUITIES TRUST	0	398.522	398.522
**D	TELSTRA SUPERANNUATION SCHEME	0	204.442	204.442
**D	DEKA INVESTMENT GMBH RE MKG MASTERFONDS	0	9.059	9.059
**D	JPMORGAN CHASE RETIREMENT PLAN	0	776.940	776.940
**D	QANTAS SUPERANNUATION LIMITED AS TRUSTEE FOR THE QANTAS SUPERANNUATION PLAN	0	248.714	248.714
**D	ALLIANZ GLOBAL INVESTORS GMBH RE ALLIANZGI-FONDS VBDK	0	13.358	13.358
**D	DEKA VERMOEGENSMANAGEMENT GMBH RE KEPPLER- GLOBAL VALUE-INVEST	0	50.350	50.350
**D	TCORPIM DEVELOPED MARKETS EQUITIES (HEDGED) FUND	0	235.175	235.175
**D	CARE SUPER	0	44.500	44.500
**D	DEKA INVESTMENT GMBH RE NULLL-FONDS	0	79.074	79.074
**D	DEKA INVESTMENT GMBH RE DEKA BIV-B	0	2.805	2.805
**D	DEKA INVESTMENT GMBH RE A-HAW-FONDS	0	43.062	43.062
**D	TCORPIM DEVELOPED MARKETS EQUITIES (SOVEREIGN INVESTOR - HEDGED) FUND	0	792.105	792.105
**D	GENERAL MOTORS (VML) PENSION PLAN	0	12.028	12.028
**D	ALLIANZ GLOBAL INVESTORS GMBH RE ALLIANZGI-FONDS LIFCO III	0	25.384	25.384
**D	DEKA INVESTMENT GMBH RE DEKA-SOL-FONDS	0	34.734	34.734
**D	DEKA INVESTMENT GMBH RE DEKA-ALMISIA-FONDS	0	8.946	8.946
**D	SCHRODER GLOBAL ACTIVE ALLOCATION FUND	0	90.000	90.000
**D	EQUITABLE FINANCIAL LIFE INSURANCE COMPANY	0	86.969	86.969
**D	BAYERNINVEST WEBI-FONDS	0	39.235	39.235
**D	DEKA INVESTMENT GMBH RE HOLLI7-MASTERFONDS	0	36.781	36.781
**D	UNIVERSAL-INVESTMENT-GESELLSCHAFT MBH RE ZEIT-UNIVERSAL-FONDS	0	260.000	260.000
**D	FIDELITY GLOBAL EQUITIES FUND	0	440.000	440.000
**D	DEKA VERMOEGENSMANAGEMENT GMBH RE ES-DIVIDENDENSTRATEGIE	0	267.169	267.169
**D	DEKA INVESTMENT GMBH RE DEKA-NACHHALTIGKEIT DIVIDENDENSTRATEGIE	0	280.000	280.000
**D	DEKA INVESTMENT GMBH RE DEKA IHKLM	0	2.050	2.050
**D	JPMORGAN CHASE 401(K) SAVINGS PLAN	0	1.538.530	1.538.530
**D	DEKA INVESTMENT GMBH RE A-SDT-FONDS	0	5.800	5.800
**D	DEKA INVESTMENT GMBH RE A-KSK FULDA-FONDS	0	64.000	64.000
**D	DEKA INVESTMENT GMBH RE WERTPAPIERSTRATEGIEPORTFOLIO STIFTUNGEN	0	38.592	38.592
**D	BLACKROCK GLOBAL LISTED INFRASTRUCTURE FUND	0	63.960	63.960
**D	DEKA INVESTMENT GMBH RE A-NORDHAUSEN 2-FONDS	0	32.750	32.750
**D	BANCO CENTRAL DE TIMOR-LESTE (BCTL)	0	626.055	626.055
**D	DEKA INVESTMENT GMBH RE PALATIA FONDS	0	148.250	148.250

Pagina 11

Azionisti in delega: 4.296



LISTA ESITO DELLE VOTAZIONE


Oggetto: Bilancio di esercizio al 31 dicembre 2021

FAVOREVOLI

Badge	Ragione Sociale	Proprio	Delega	Totale
**D	DEKA INVESTMENT GMBH RE REX-FONDS	0	403.668	403.668
**D	DEKA INVESTMENT GMBH RE DEKA-DIVIDENDENSTRATEGIE EUROPA	0	640.000	640.000
**D	DEKA INVESTMENT GMBH RE DEKA - BREMEN 1	0	59.755	59.755
**D	DEKA INVESTMENT GMBH RE ARGO NAVIS MASTERFONDS	0	20.000	20.000
**D	THE BOEING COMPANY EMPLOYEE RETIREMENT PLANS MASTER TRUST	0	408.773	408.773
**D	DEKA INVESTMENT GMBH RE DEKA-PRIVATVORSORGE AS	0	225.000	225.000
**D	ACCIDENT COMPENSATION CORPORATION	0	25.967	25.967
**D	DEKA INVESTMENT GMBH RE DEKA-EUROPASELECT	0	500.000	500.000
**D	DEKA INVESTMENT GMBH RE DEKA-STARKENBURGFONDS	0	229.128	229.128
**D	DEKA INVESTMENT GMBH RE HEGAU-BODENSEE FM 1	0	42.800	42.800
**D	DEKA INVESTMENT GMBH RE A-WENDALINUS-FONDS	0	41.120	41.120
**D	DEKA INVESTMENT GMBH RE CHA-MASTERFONDS	0	74.767	74.767
**D	THE PETROLEUM STUDIES AND RESEARCH CENTER ENDOWMENT TRUST	0	36.403	36.403
**D	DEKA INVESTMENT GMBH RE SAAR-FONDS	0	30.000	30.000
**D	DEKA INVESTMENT GMBH RE DEKA-INSTITUTIONELL DEFENSIVE EQUITY EUROPE	0	10.200	10.200
**D	DEKA INVESTMENT GMBH RE DEKA-NACHHALTIGKEIT DYNAMISCH	0	101.000	101.000
**D	DEKA INVESTMENT GMBH RE PRHL-1-FONDS	0	45.000	45.000
**D	DEKA INVESTMENT GMBH RE VER 03-FONDS	0	6.223	6.223
**D	DEKA INVESTMENT GMBH RE HD-PHILOSOPHENWEG	0	48.032	48.032
**D	DEKA INVESTMENT GMBH RE DEKA - NACHHALTIGKEIT KOMMUNAL	0	213.476	213.476
**D	DEKA INVESTMENT GMBH RE MAULBRONN-STROMBERG-FONDS	0	44.650	44.650
**D	DEKA INVESTMENT GMBH RE DEKA-UMWELTINVEST	0	7.000.000	7.000.000
**D	DEKA INVESTMENT GMBH RE KOMMUNAL-TUT-BALANCED -FONDS	0	29.900	29.900
**D	DEKA INVESTMENT GMBH RE BODENSEE-FONDS	0	5.000	5.000
**D	DEKA INVESTMENT GMBH RE DEKASPREZIAL	0	240.000	240.000
**D	DEKA INVESTMENT GMBH RE A-KLB-MASTERFONDS	0	747.500	747.500
**D	DEKA INVESTMENT GMBH RE DFM ALPHA SE 2008	0	76.134	76.134
**D	DEKA INVESTMENT GMBH RE DEKA MSCI EUROPE LC UCITS ETF	0	36.267	36.267
**D	DEKA INVESTMENT GMBH RE MASTERFONDS DER SPARKASSE AN DER LIPPE	0	14.800	14.800
**D	DEKA INVESTMENT GMBH RE DONAU-FUNDMASTER	0	253.392	253.392
**D	DEKA INVESTMENT GMBH RE DEKA-BR 100	0	1.040.500	1.040.500
**D	DEKA INVESTMENT GMBH RE DEKA-BR 75	0	51.171	51.171
**D	DEKA INVESTMENT GMBH RE DEKA-BR 55	0	20.169	20.169
**D	DEKA INVESTMENT GMBH RE DEKA-BALANCE DYNAMISCH	0	27.259	27.259
**D	DEKA INVESTMENT GMBH RE DEKA STOX EUROPE 50 UCITS ETF	0	78.381	78.381
**D	DEKA INVESTMENT GMBH RE AUK-FONDS	0	20.550	20.550
**D	DEKA INVESTMENT GMBH RE DEKA MSCI EUROPE UCITS ETF	0	327.804	327.804
**D	DEKA INVESTMENT GMBH RE A-VSA-FONDS	0	83.429	83.429
**D	DEKA INVESTMENT GMBH RE DEKA-BR 35	0	125.537	125.537
**D	DEKA INVESTMENT GMBH RE DEKA MULTI ASSET TOTAL RETURN	0	1.496	1.496
**D	THE MASTER TRUST BANK OF JAPAN LTD. RE: MANULIFE INTERNATIONAL EQUITY INDEX MOTHER FUND	0	17.452	17.452
**D	BBH (LUX) SCA CUSTODIAN FOR FIDELITY FUNDS - GLOBAL FOCUS	0	1.300.000	1.300.000
**D	DEKA INVESTMENT GMBH RE PFUENDE INVEST	0	5.360	5.360
**D	SGA INTERNATIONAL EQUITY CIT	0	15.302	15.302
**D	CUSTODY BANK OF JAPAN, LTD. RE: RIB DAIWA SEKAI INCOME STRATEGY EQUITY FUND	0	26.100	26.100
**D	THE MASTER TRUST BANK OF JAPAN, LTD. RE: MUTB400021492	0	230.673	230.673
**D	SEI INSTITUTIONAL MANAGED TRUST - TAX- MANAGED INTL MANAGED VOLATILITY FUND	0	99.794	99.794
**D	SCHRODER GAIA	0	20.133	20.133
**D	NEUBERGER BERMAN INVESTMENT FUNDS PLC	0	794	794
**D	MONDRIAN ALL COUNTRIES WORLD EX-U.S. EQUITY COLLECTIVE INVESTMENT TRUST	0	1.472.655	1.472.655

Pagina 12

Azionisti in delega: 4.296



Assemblea Ordinaria del 19 maggio 2022

LISTA ESITO DELLE VOTAZIONE


Oggetto: Bilancio di esercizio al 31 dicembre 2021

FAVOREVOLI

Badge	Ragione Sociale	Proprio	Delega	Totale
**D	CUSTODY BANK OF JAPAN, LTD. RE: STB BNP PARIBAS EUROPE EQUITY INCOME AND GROWTH MOTHER FUND	0	11.679	11.679
**D	THE MASTER TRUST BANK OF JAPAN, LTD. RE: NZAM EURO STOXX 50 EX BANKS (JPY HEDGED) (PRIVATELY PLACED INVESTMENT TRUST)	0	0	101.402
**D	DEKA INVESTMENT GMBH RE BEROLINARENT DEKA	0	4.120	4.120
**D	VANGUARD FUNDS PUBLIC LIMITED COMPANY	0	6.898.272	6.898.272
**D	CUSTODY BANK OF JAPAN, LTD. RE: MATB NEW RESOURCES MOTHER FUND	0	308.934	308.934
**D	CUSTODY BANK OF JAPAN, LTD. RE: MATB NEW RESOURCE TECHNOLOGY MOTHER FUND	0	41.276	41.276
**D	CREDIT SUISSE INDEX FUND (LUX)	0	8.714.731	8.714.731
**D	CUSTODY BANK OF JAPAN, LTD. RE: MATB NISSAY / PANAGORA GLOBAL EQUITY PASSIVE FUND (LIMITED FOR ELIGIBLE INSTITUTIONAL IN	0	0	12.354
**D	CUSTODY BANK OF JAPAN, LTD. RE: STB DAIWA OUSHU KOU-HAITOU KABU MOTHER FUND	0	48.153	48.153
**D	THE MASTER TRUST BANK OF JAPAN, LTD. RE: NISSAY FOREIGN EQUITY PASSIVE MOTHER FUND (ONLY FOR PENSION)	0	158.479	158.479
**D	MASTER TRUST BANK OF JAPAN LTD. RE: AXA ROSENBERG EUROPEAN EQUITY MOTHER FUND	0	27.109	27.109
**D	SCHWAB INTERNATIONAL INDEX FUND	0	4.351.754	4.351.754
**D	SIX CIRCLES INTERNATIONAL UNCONSTRAINED EQUITY FUND	0	28.035.836	28.035.836
**D	THE MASTER TRUST BANK OF JAPAN, LTD. RE: MUTB400021536	0	692.596	692.596
**D	FIDELITY FUNDS - EUROPEAN DIVIDEND PLUS POOL	0	17.212	17.212
**D	SIX CIRCLES MANAGED EQUITY PORTFOLIO INTERNATIONAL UNCONSTRAINED FUND	0	2.234.282	2.234.282
**D	FIAM GROUP TRUST FOR EMPLOYEE BENEFIT PLANS	0	4.717.354	4.717.354
**D	LACM WORLD EQUITY - WEALTH BUILDER CIT	0	370	370
**D	ING DIRECT SICAV	0	654.637	654.637
**D	MS HORIZON FUNDS SICAV-MS HORIZONS MULTIATIVOS GLOBAL CONSERVADOR FUND	0	712	712
**D	MASTER TRUST BANK OF JAPAN LTD. RE: TMA GLOBAL EQUITY MOTHER FUND	0	100.000	100.000
**D	FIDELITY FUNDS - SUSTAINABLE CLIMATE SOLUTIONS POOL	0	1.215.036	1.215.036
**D	NATIXIS INTERNATIONAL FUNDS (LUX) I	0	1.090	1.090
**D	CATHOLIC RESPONSIBLE INVESTMENTS INTERNATIONAL EQUITY FUND	0	2.233.317	2.233.317
**D	THE MASTER TRUST BANK OF JAPAN, LTD. RE: TMAM GLOBAL RENEWABLE ENERGY INCOME EQUITY MF	0	48.309	48.309
**D	DEKA INVESTMENT GMBH RE DEKA-DIVIDENDENSTRATEGIE	0	15.000.000	15.000.000
**D	DEMOCRACY INTERNATIONAL FUND	0	2.482	2.482
**D	GLOBAL X S&P CATHOLIC VALUES DEVELOPED EX-U.S. ETF	0	3.702	3.702
**D	CUSTODY BANK OF JAPAN, LTD. RE: STB FOREIGN STOCK INDEX MOTHER FUND (CURRENCY HEDGED)	0	88.793	88.793
**D	THORNBURG INTERNATIONAL EQUITY FUND II	0	23.690	23.690
**D	THE MASTER TRUST BANK OF JAPAN LTD. RE: NISSAY FOREIGN EQUITY INDEX MOTHER FUND	0	665.643	665.643
**D	NN (L) SICAV	0	1.460.243	1.460.243
**D	FIDELITY FUNDS - SUSTAINABLE RESEARCH ENHANCED EUROPE EQUITY POOL	0	5.006	5.006
**D	LACM GLOBAL EQUITY FUND LP	0	9.607	9.607
**D	FIDELITY FUNDS - SUSTAINABLE CLIMATE SOLUTIONS POOL 2	0	383.125	383.125
**D	FIDELITY FUNDS - GLOBAL DIVIDEND PLUS POOL	0	513.298	513.298
**D	LEGAL & GENERAL GLOBAL DEVELOPED EQUITY INDEX FUND	0	3.525	3.525
**D	MASTER TRUST BANK OF JAPAN LTD. RE: FIDELITY GLOBAL FUND	0	929.990	929.990
**D	DEVELOPED INTERNATIONAL EQUITY SELECT ETF	0	2.800	2.800
**D	THE MASTER TRUST BANK OF JAPAN, LTD. RE: TMAM GLOBAL CLIMATE CHANGE EQUITY MF	0	144.770	144.770
**D	VANGUARD INVESTMENTS II CCF/VANGUARD SRI FTSE DEVELOPED EUROPE II CCF	0	300.109	300.109
**D	CREDIT SUISSE INDEX FUND (IE) ETF ICAV	0	239.736	239.736
**D	MONDRIAN INTERNATIONAL VALUE EQUITY FUND	0	3.173.446	3.173.446
**D	VANGUARD INVESTMENTS II CCF-VANGUARD SRI FTSE DEVELOPED WORLD II CCF	0	191.203	191.203
**D	PINEBRIDGE DYNAMIC ASSET ALLOCATION FUND	0	22.391	22.391
**D	THE MASTER TRUST BANK OF JAPAN, LTD. RE: MTEJ400021914	0	39.625	39.625
**D	FIDELITY UCITS ICAV - FIDELITY SUSTAINABLE RESEARCH ENHANCED GLOBAL EQUITY UCITS ETF	0	14.022	14.022
**D	MONDRIAN GLOBAL LISTED INFRASTRUCTURE FUND	0	11.024	11.024

Azionisti in delega: 4.296

Pagina 13



Assemblea Ordinaria del 19 maggio 2022

LISTA ESITO DELLE VOTAZIONE


Oggetto: Bilancio di esercizio al 31 dicembre 2021

FAVOREVOLI

Badge	Ragione Sociale	Proprio	Delega	Totale
**D	THE MASTER TRUST BANK OF JAPAN, LTD. RE: MTBJ400021913	0	148.550	148.550
**D	MASTER TRUST FOR DEFINED CONTRIBUTION PLANS OF AMERICAN AIRLINES, INC, US AIRW	0	2.159.167	2.159.167
**D	THE MASTER TRUST BANK OF JAPAN, LTD. RE: NZAM EURO STOXX (JPY HEDGED) (PRIVATELY PLACED INVESTMENT TRUST)	0	831.559	831.559
**D	SANLAM UNIVERSAL FUNDS PLC	0	20.510	20.510
**D	VANGUARD INVESTMENT SERIES PUBLIC LIMITED COMPANY	0	8.709.981	8.709.981
**D	MACQUARIE GLOBAL LISTED INFRASTRUCTURE CIT	0	48.736	48.736
**D	FIRST TRUST DYNAMIC EUROPE EQUITY INCOME FUND	0	313.981	313.981
**D	FIDELITY FUNDS - GLOBAL ENHANCED INCOME POOL	0	1.383.294	1.383.294
**D	FIDELITY FUNDS EUROPEAN DIVIDEND POOL	0	1.152.438	1.152.438
**D	VANGUARD INVESTMENTS II CCF - VANGUARD FTSE DEVELOPED WORLD II CCF	0	211.243	211.243
**D	CUSTODY BANK OF JAPAN, LTD. RE: RB TOKKIN 18420-7105	0	597.581	597.581
**D	VANGUARD INVESTMENTS COMMON CONTRACTUAL FD-VANGUARD FTSE DEV EUR EX UK CCF	0	841.446	841.446
**D	FIDELITY UCITS ICAV - FIDELITY SUSTAINABLE RESEARCH ENHANCED EUROPE EQUITY UCITS ETF	0	417.104	417.104
**D	THE MASTER TRUST BANK OF JAPAN, LTD. RE: MTBJ400097010	0	101.086	101.086
**D	BROWN BROTHERS HARRIMAN (LUXEMBOURG) SCA CUSTODIAN FOR FIDELITY FUNDS - ITALY	0	3.988.363	3.988.363
**D	FIDELITY FUNDS - ABSOLUTE RETURN GLOBAL EQUITY POOL	0	27.129	27.129
**D	FIDELITY FUNDS - GLOBAL DIVIDEND POOL	0	18.534.000	18.534.000
**D	MF/B PI ESG INSIGHTS WORLD EQUITY FUND	0	98.259	98.259
**D	KBI GLOBAL RESOURCES SOLUTIONS CIT	0	97.208	97.208
**D	THE MASTER TRUST BANK OF JAPAN, LTD. RE: NZAM EURO STOXX ESG-X (JPY HEDGED) (PRIVATELY PLACED INVESTMENT TRUST)	0	107.491	107.491
**D	LBPM ACTIONS ISR EUROMONDE	0	316.610	316.610
**D	AXA ROSENBERG EUROBL0C	0	274.144	274.144
**D	BESTSELECT - AB EUROPEAN EQUITY	0	665.972	665.972
**D	CNP ACTIONS EUROPE FIDELITY	0	1.966.020	1.966.020
**D	CARDIF ASSURANCE VIE	0	1.556.908	1.556.908
**D	MNRA ACTIONS EUROPE 2	0	624.091	624.091
**D	THE MASTER TRUST BANK OF JAPAN, LTD. AS TRUSTEE FOR MUTB400045792	0	9.146.413	9.146.413
**D	FONDS BOHRINGER ISR EQUILIBRE SOLIDAIRE	0	109.388	109.388
**D	DEKA INTERNATIONAL S.A. RE DEKA-EUROPARANT	0	178.208	178.208
**D	UNIVERSAL-INVESTMENT-GESELLSCHAFT MBH ON BEHALF OF UNIVERSAL-CA V	0	197.033	197.033
**D	UNIVERSAL-INVESTMENT-GESELLSCHAFT MBH ON BEHALF OF BHI 12 UNIVERSALFONDS	0	16.990	16.990
**D	DEKA-MASTER HAEC I	0	226.627	226.627
**D	UNIVERSAL-INVESTMENT- GESELLSCHAFT MBH ON BEHALF OF BAYVK G2-FONDS	0	830.212	830.212
**D	ERAPP ACTIONS EURO VIII	0	565.694	565.694
**D	GENERALI REVENUS	0	91.547	91.547
**D	PRCO-COFONDS I	0	17.500	17.500
**D	ALLIANZGI-FONDS PFD	0	6.630	6.630
**D	ALLIANZGI-FONDS PFI SEGMENT PFI-AA2-E_EUA	0	835.232	835.232
**D	DILL-COFONDS	0	46.813	46.813
**D	MASTERFONDS BANTHUS	0	229.741	229.741
**D	ALLIANZGI-SUBFONDS TOB -NEU-	0	21.932	21.932
**D	ALLIANZGI-FONDS PFALCO SEGMENT PFALCO COMINVEST	0	120.193	120.193
**D	MASTERFONDS HTPT	0	234.680	234.680
**D	EUROPE EX-UK ALPHA TILTS ESG SCREENED FUND B (EUTILBTTL)	0	167.742	167.742
**D	LBPM IRC ACTIONS EURO MIN VAR	0	452.291	452.291
**D	ALLIANZGI-FONDS WERT	0	7.200	7.200
**D	MEAG EUROKAPITAL	0	203.652	203.652
**D	UNIVERSAL-INVESTMENT-GESELLSCHAFT MBH ON BEHALF OF PSVAG MASTERFONDS	0	220.218	220.218
**D	EBICO-FONDS	0	221.317	221.317
**D	MEAG MM-FONDS 100	0	19.605	19.605

Pagina 14

Azionisti in delega: 4.296


Assemblea Ordinaria del 19 maggio 2022

LISTA ESITO DELLE VOTAZIONE


Oggetto: Bilancio di esercizio al 31 dicembre 2021

FAVOREVOLI

Badge	Ragione Sociale	Proprio	Delega	Totale
**D	WVLAKH MASTER	0	131.559	131.559
**D	GID-FONDS GPRET MULTIFLEX	0	3.407	3.407
**D	BNP PARIBAS EQUITY - FOCUS ITALIA	0	148.825	148.825
**D	MEAG DIVIDENDE	0	45.000	45.000
**D	LYXOR 1 EURO STOXX 50 (DR) UCITS ETF	0	77.439	77.439
**D	ERGO VERMOEGENSMANAGEMENT FLEXIBEL	0	9.043	9.043
**D	MAINSTAY VP CBRE GLOBAL INFRASTRUCTURE PORTFOLIO	0	108.201	108.201
**D	BLACKROCK MSCI EAFE EQUITY INDEX NON-LENDABLE FUND B	0	1.566.383	1.566.383
**D	VANGUARD INTERNATIONAL SHARES INDEX FUND	0	3.016.453	3.016.453
**D	BLACKROCK CDN MSCI EAFE EQUITY INDEX FUND	0	3.700.277	3.700.277
**D	NORDEA GLOBAL EQUITY ALLOCATION FUND	0	846.567	846.567
**D	DEKA VERMOEGENSMANAGEMENT GMBH, NIEDERLASSUNG LUXEMBURG RE KSK IVV DIVIDENDEN	0	140.100	140.100
**D	DEKA INVESTMENT GMBH RE KAL-FONDS	0	4.000	4.000
**D	ROBIN 1-FONDS	0	266.581	266.581
**D	THE MASTER TRUST BANK OF JAPAN, LTD. AS TRUSTEE FOR DAIDO LIFE FOREIGN EQUITY MOTHER FUND	0	4.500	4.500
**D	CUSTODY BANK OF JAPAN, LTD. AS TRUSTEE FOR JAPAN SCIENCE AND TECHNOLOGY AGENCY 16619-9962	0	230.216	230.216
**D	EQUINOR INSURANCE AS	0	80.000	80.000
**D	BLACKROCK BALANCED CAPITAL PORTFOLIO OF BLACKROCK SERIES FUND, INC.	0	107.458	107.458
**D	BLACKROCK STRATEGIC INCOME OPPORTUNITIES PORTFOLIO OF BLACKROCK FUNDS V	0	1.056.039	1.056.039
**D	MSCI EQUITY INDEX FUND B - ITALY (MSITB)	0	3.541.994	3.541.994
**D	JNL INTERNATIONAL INDEX FUND	0	1.108.108	1.108.108
**D	DEKA INTERNATIONAL S.A. RE DEKA-EUROPARAGARANT 90	0	3.485	3.485
**D	INTECH GLOBAL ALL COUNTRY ENHANCED INDEX FUND LLC	0	7.491	7.491
**D	BLACKROCK CDN MSCI ACWI EX-CANADA INDEX FUND	0	224.525	224.525
**D	MSCI ACWI EX-U.S. IMI INDEX FUND B2	0	409.839	409.839
**D	T. ROWE PRICE INTERNATIONAL EQUITY INDEX FUND	0	351.870	351.870
**D	DEKA VERMOEGENSMANAGEMENT GMBH, NIEDERLASSUNG LUXEMBURG RE IFM-INVEST: AKTIEN EUROPA	0	369.000	369.000
**D	EQ ADVISORS TRUST - EQ/INTERNATIONAL EQUITY INDEX PORTFOLIO	0	1.444.016	1.444.016
**D	HANDELSBANKEN EUROPA INDEX CRITERIA	0	2.003.312	2.003.312
**D	SHELL PENSIONS TRUST LIMITED AS TRUSTEE OF SHELL CONTRIBUTORY PENSION FUND	0	295.179	295.179
**D	NORDEA GLOBAL PASSIVE FUND	0	406.424	406.424
**D	NATIONAL FARMERS UNION MUTUAL INSURANCE SOCIETY LIMITED RETIREMENT BENEFITS SCHEME	0	36.824	36.824
**D	NORDEA GLOBAL DIVIDEND FUND	0	2.620.437	2.620.437
**D	JNL/BLACKROCK GLOBAL ALLOCATION FUND	0	96.661	96.661
**D	DEKA INTERNATIONAL S.A. RE DEKA-EUROPAVALUE	0	28.000	28.000
**D	EQ ADVISORS TRUST - ATM INTERNATIONAL MANAGED VOLATILITY PORTFOLIO	0	649.214	649.214
**D	EQ ADVISORS TRUST - EQ/INTERNATIONAL MANAGED VOLATILITY PORTFOLIO	0	969.269	969.269
**D	ACTIAM DUURZAAM INDEX AANDELENFONDS WERELD	0	186.700	186.700
**D	HORIZON EPARGNE ACTIONS	0	81.583	81.583
**D	INVESTERINGSFORENINGEN NORDEA INVEST BASIS 2 KL	0	46.773	46.773
**D	INVESTERINGSFORENINGEN NORDEA INVEST ENGROS INTERNATIONALE AKTIER	0	280.763	280.763
**D	ZWITSERLEVEN INSTITUTIONELE BELEGGENGSFONDSEN - ZWITSERLEVEN DUURZAAM INDEX AANDELENFONDS EUROPA	0	151.492	151.492
**D	BNP PARIBAS VALEURS EURO ISR	0	1.120.455	1.120.455
**D	LEPAM ISR ACTIONS VALUE EURO	0	5.137.119	5.137.119
**D	THE MASTER TRUST BANK OF JAPAN, LTD. AS TRUSTEE FOR MTBJ400045832	0	2.719.858	2.719.858
**D	CAMGESTION CLUB PATRIMOINE	0	7.672	7.672
**D	FIDELITY EUROPE	0	3.998.654	3.998.654
**D	AXA AA DIVERSIFIE INDICIEL 1	0	500.295	500.295
**D	ACTIAM DUURZAAM EUROPEES AANDELENFONDS	0	17.398	17.398
**D	STATE OF WYOMING	0	373.337	373.337

Pagina 15

Azionisti in delega: 4.296

LISTA ESITO DELLE VOTAZIONE
 Oggetto: Bilancio di esercizio al 31 dicembre 2021

FAVOREVOLI

Badge	Ragione Sociale	Proprio	Delega	Totale
**D	ALM ACTIONS EURO	0	2.711.841	2.711.841
**D	ARVESTAR ASSET MANAGEMENT SA REPRESENTING ARGENTA PENSIOENSPAARFONDS	0	1.696.700	1.696.700
**D	FCP IRCOM RETRAITE DIVERSIFIE 2	0	90.680	90.680
**D	GENERAL MOTORS PENSIOENFONDS OFF	0	6.733	6.733
**D	LBPM IRC ACTIONS ISR	0	964.511	964.511
**D	SAUR EPARGNE SOLIDAIRE ISR	0	125.690	125.690
**D	MEAG FAIRRETURN	0	64.598	64.598
**D	GID-FONDS CEAO7	0	1.101.700	1.101.700
**D	MEAG EUROBALANCE	0	403.548	403.548
**D	GID-FONDS CLAOT	0	368.174	368.174
**D	ALLIANZGI-FONDS DUNHILL	0	38.160	38.160
**D	MEAG VERMOGENSANLAGE RETURN	0	36.678	36.678
**D	ZURICH INSURANCE COMPANY LTD - BRANCH ITALIANA	0	69.325	69.325
**D	ALLIANZGI-FONDS RBB SEGMENT RBB AKTIEN	0	10.187	10.187
**D	ALLIANZGI-FONDS VSSW	0	102.247	102.247
**D	ALLIANZGI-FONDS RANW II SEGMENT RANW II SK	0	500.000	500.000
**D	TOCQUEVILLE VALUE EUROPE ISR	0	660.359	660.359
**D	MEAG EUROERTRAG	0	310.879	310.879
**D	ASSICURAZIONI GENERALI SPA	0	6.769	6.769
**D	EUROPE EQUITY INDEX ESG SCREENED FUND B(EURXCWB)	0	399.818	399.818
**D	D A S DIFESA AUTOMOBILISTICA SINISTRI SPA DI ASSICURAZIONE	0	15.065	15.065
**D	TUA ASSICURAZIONI SPA	0	3.761	3.761
**D	UNIVERSAL-INVESTMENT-GESELLSCHAFT MBH ON BEHALF OF BAYUK A4-FONDS	0	148.201	148.201
**D	UNIVERSAL-INVESTMENT-GESELLSCHAFT MBH ON BEHALF OF FEHO-UNIVERSAL-FONDS	0	120.000	120.000
**D	ALLIANZGI-FONDS TOSCA	0	46.868	46.868
**D	GID-FONDS AVAOT 2	0	103.094	103.094
**D	ALLIANZGI-FONDS MAF1	0	15.278	15.278
**D	UNIVERSAL-INVESTMENT-GESELLSCHAFT MBH ON BEHALF OF ARSD-UNIVERSAL-FONDS	0	150.759	150.759
**D	GID-FONDS DLAET	0	122.200	122.200
**D	NATIONWIDE RISK-BASED INTERNATIONAL EQUITY ETF	0	52.786	52.786
**D	ALLIANZGI-FONDS SVKK	0	4.101	4.101
**D	BANCOPOSTA RINASCIMENTO	0	445.731	445.731
**D	GENERALI EURO ACTIONS	0	218.104	218.104
**D	BOSTON PARTNERS GLOBAL EQUITY FUND	0	349.635	349.635
**D	NORDEA GENERATIONSFOND 80-TAL	0	190.012	190.012
**D	UNIVERSAL-INVESTMENT-GESELLSCHAFT MBH ON BEHALF OF BROCKEN-UI-FONDS	0	197.973	197.973
**D	GENERALI AKTIVMIX ERTRAG	0	2.461	2.461
**D	BANCOPOSTA GLOBAL EQUITY HEDGED LTE	0	1.273	1.273
**D	EUROP ASSISTANCE SA	0	3.840	3.840
**D	UNIVERSAL-INVESTMENT-GESELLSCHAFT MBH ON BEHALF OF HMT GLOBAL AKTIEN INFRASTRUKTUR	0	50.000	50.000
**D	UNIVERSAL-INVESTMENT-GESELLSCHAFT MBH ON BEHALF OF VSTBH-UNIVERSAL-FONDS	0	8.716	8.716
**D	UNIVERSAL-INVESTMENT-GESELLSCHAFT MBH ON BEHALF OF HMT EURO AKTIEN PROTECT 95	0	53.955	53.955
**D	UNIVERSAL-INVESTMENT-GESELLSCHAFT MBH ON BEHALF OF HMT EURO AKTIEN PROTECT 90	0	152.529	152.529
**D	GENERALI INVESTMENTS EUROPE SEA SGR	0	76.802	76.802
**D	MEAG BENEDICT	0	10.080	10.080
**D	GID-FONDS GPRET MULTIFLEX II	0	9.112	9.112
**D	PRAXIS INTERNATIONAL INDEX FUND	0	97.377	97.377
**D	PHILADELPHIA GAS WORKS PENSION PLAN	0	8.354	8.354
**D	GENERTEL SPA	0	87.174	87.174
**D	AXA EURO DIVIDEND D	0	40.981	40.981

Azionisti in delega: 4.296

Pagina 16

LISTA ESITO DELLE VOTAZIONE

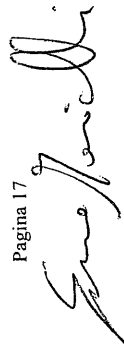
Oggetto: Bilancio di esercizio al 31 dicembre 2021

FAVOREVOLI

Badge	Ragione Sociale	Proprio	Delega	Totale
**D	FONDAZIONE ROMA - GLOBAL EQUITY SATELLITE II	0	227.855	227.855
**D	KAYNE ANDERSON RENEWABLE INFRASTRUCTURE PARTNERS, LP	0	1.676.500	1.676.500
**D	THEAM QUANT - BOND EUROPE CLIMATE CARBON OFFSET PLAN	0	3.688	3.688
**D	HENDERSON HORIZON PAN EUROPEAN EQUITY FUND	0	1.704.289	1.704.289
**D	ATCP-UI-FONDS	0	75.898	75.898
**D	AQUARIUS INTERNATIONAL FUND	0	22.200	22.200
**D	AZ FUND 1 AZ EQUITY EUROPE	0	720.000	720.000
**D	AZ FUND 1 AZ ALLOCATION GLOBAL INCOME	0	600.000	600.000
**D	BNP PARIBAS FUNDS - ENERGY TRANSITION	0	17.026.074	17.026.074
**D	DNCA INVEST-EURO DIVIDEND GROWER	0	1.104.403	1.104.403
**D	AMP INTERNATIONAL EQUITY INDEX FUND HEDGED	0	59.547	59.547
**D	UNISUPER	0	652.800	652.800
**D	AMP INTERNATIONAL EQUITY INDEX FUND	0	827.480	827.480
**D	BNP PARIBAS EASY - MSCI EUROPE SMALL CAPS SRI S-SERIES 5 CAPPED	0	1.700.000	1.700.000
**D	GENERALI DOS FONDO DE PENSIONES	0	71.403	71.403
**D	INFO-COMMUNICATIONS MEDIA DEVELOPMENT AUTHORITY	0	14.428	14.428
**D	WHOLESALE INTERNATIONAL CORE EQUITIES (NZ HEDGED)	0	2.793	2.793
**D	BANCO SABADELL	0	180.359	180.359
**D	WHOLESALE INTERNATIONAL CORE EQUITIES	0	4.801	4.801
**D	STRATEGIC INTERNATIONAL EQUITY FUND	0	119.047	119.047
**D	INVERSADELL 50, FI	0	56.264	56.264
**D	AZ FUND 1 AZ ALLOCATION INTERNATIONAL	0	100.000	100.000
**D	BS PENTAPENSION EMPRESA	0	2.386	2.386
**D	INTERNATIONALE KAPITALANLAGEGESELLSCHAFT MBH - HSBC DEUTSCHLAND RE IMB	0	74.000	74.000
**D	FONSOLBANK FP	0	11.393	11.393
**D	NORDEA GENERATIONSFOND 50-TAL	0	459.718	459.718
**D	BROOKFIELD REAL ASSETS INCOME FUND INC	0	323.840	323.840
**D	NORDEA GENERATIONSFOND 60-TAL	0	839.922	839.922
**D	INVESTERINGSFORENINGEN NORDEA INVEST BASIS 4 KL	0	45.595	45.595
**D	DEKA INVESTMENT GMBH RE A-ASD FONDS	0	39.300	39.300
**D	NORDEA AVTALSPENSIFONDSFOND MUDI	0	363.207	363.207
**D	DEKA INVESTMENT GMBH RE DEKA EURO ISTOXX EX FIN DIVIDEND+ UCITS ETF	0	55.417	55.417
**D	DEKA VERMOEGENSMANAGEMENT GMBH RE PRIVATE BANKING STRUKTUR	0	1.459.862	1.459.862
**D	DEKA INVESTMENT GMBH RE SVRP-FONDS	0	50.000	50.000
**D	DEKA INVESTMENT GMBH RE PENSIONS FONDS MAINZI	0	4.497	4.497
**D	DEKA INVESTMENT GMBH RE MASTER 172	0	9.890	9.890
**D	TRINITY COLLEGE CAMBRIDGE	0	175.000	175.000
**D	BLACKROCK INTERNATIONAL ALPHA TILTS FUND	0	97.711	97.711
**D	ISHARES WHOLESALE INTERNATIONAL EQUITY INDEX FUND	0	151.943	151.943
**D	ISHARES ALL-COUNTRY EQUITY INDEX FUND	0	706.713	706.713
**D	DEKA INVESTMENT GMBH RE DEKA-BR 20	0	24.700	24.700
**D	FCB-PINEBRIDGE ESG QUANTITATIVE GLOBAL EQUITY FUND	0	1.725	1.725
**D	DEKA INVESTMENT GMBH RE SPARKASSE SHG-FONDS	0	37.450	37.450
**D	BT WHOLESALE MULTI-MANAGER INTERNATIONAL SHARE FUND	0	24.000	24.000
**D	DEKA INVESTMENT GMBH RE ARIDEKA	0	111.744	111.744
**D	DEKA INVESTMENT GMBH RE DEKA-EUROLAND BALANCE	0	4.500.000	4.500.000
**D	DEKA INVESTMENT GMBH RE DEKA-BAV FONDS	0	1.418.985	1.418.985
**D	DEKA INVESTMENT GMBH RE A-DIM-WETZLAR-BALANCED- FONDS	0	171.932	171.932
**D	DEKA INVESTMENT GMBH RE DEKA EURO STOXX 50 UCITS ETF	0	25.200	25.200
**D		0	2.492.223	2.492.223

Pagina 17

Azionisti in delega: 4.296



LISTA ESITO DELLE VOTAZIONE
 Oggetto: Bilancio di esercizio al 31 dicembre 2021


FAVOREVOLI

Badge	Ragione Sociale	Proprio	Delega	Totale
**D	DEKA INVESTMENT GMBH RE A-DIM-WETZLAR-FONDS	0	26.096	26.096
**D	DEKA INVESTMENT GMBH RE DEKA-BR 85	0	265.978	265.978
**D	DEKA INVESTMENT GMBH RE MULDENTAL-FONDS	0	38.370	38.370
**D	MONDRIAN INTERNATIONAL EQUITY COLLECTIVE INVESTMENT TRUST	0	557.936	557.936
**D	CUSTODY BANK OF JAPAN, LTD. RE: STB EUROPE EQUITY MOTHER FUND II	0	49.750	49.750
**D	CUSTODY BANK OF JAPAN, LTD. RE: RTB SEKAI KOHAITOU MOTHER FUND	0	53.300	53.300
**D	THE MASTER TRUST BANK OF JAPAN, LTD. RE: NISSAY RISK CONTROLLED BALANCE MOTHER FUND	0	231.823	231.823
**D	THE MASTER TRUST BANK OF JAPAN, LTD. RE: NISSAY STABILIZED INCOME MOTHER FUND	0	37.769	37.769
**D	THORNBERG INTERNATIONAL EQUITY FUND (O.P.), LLC	0	78.214	78.214
**D	FIAM SELECT INTERNATIONAL EQUITY FUND, LLC	0	113.735	113.735
**D	MS HORIZON FUNDS SICAV-MS HORIZONS MULTIACTIVOS GLOBAL PRUDENTE FUND	0	3.980	3.980
**D	SCHWAB FUNDAMENTAL INTERNATIONAL LARGE COMPANY INDEX FUND	0	926.077	926.077
**D	DWS GLOBAL MACRO FUND	0	214.943	214.943
**D	SEI INSTITUTIONAL INTERNATIONAL TRUST INTERNATIONAL EQUITY FUND	0	3.776.504	3.776.504
**D	THE EUROPEAN EQUITY FUND, INC	0	191.033	191.033
**D	CUSTODY BANK OF JAPAN, LTD. RE: RB TOKKIN 18420-7106	0	597.877	597.877
**D	SANLAM UNIVERSAL FUNDS PLC	0	225.030	225.030
**D	MONDRIAN GLOBAL EQUITY VALUE FUND	0	496.709	496.709
**D	DEKA INVESTMENT GMBH RE INTER-ESSEN-FONDS	0	34.015	34.015
**D	DUFF & PHELPS GLOBAL LISTED INFRASTRUCTURE CIT	0	35.731	35.731
**D	VANGUARD INVESTMENTS COMMON CONTRACTUAL FD/VANG FTSE DVLDP WELD EX UK CWN CNT FD	0	141.343	141.343
**D	VANGUARD INVESTMENTS COMMON CONTRACTUAL FD/VANG FTSE DEVELOPPED WRLD CMMN CNT FD	0	178.048	178.048
**D	NUVEEN GLOBAL INFRASTRUCTURE FUND	0	1.510.550	1.510.550
**D	THE MASTER TRUST BANK OF JAPAN, LTD.	0	465.636	465.636
**D	SEI INSTITUTIONAL INVESTMENTS TRUST - WORLD EQUITY EX-US FUND	0	3.988.700	3.988.700
**D	DNCA VALUE EUROPE	0	1.584.932	1.584.932
**D	CM-AM EUROPE DIVIDENDES	0	312.545	312.545
**D	PYRENEES GLOBAL	0	10.421	10.421
**D	EUROSE	0	600.000	600.000
**D	CM-CIC SICAV	0	3.032.908	3.032.908
**D	CM-AM EURO EQUITIES	0	1.778.512	1.778.512
**D	CM-AM ALIZES TEMPERE	0	101.812	101.812
**D	CM-AM ALIZES DYNAMIQUE	0	133.925	133.925
**D	MC FUNDS	0	53.086	53.086
**D	CNP DNCA EUROPE VALUE	0	428.344	428.344
**D	OTIS MOYEN TERME SOLIDAIRE	0	21.501	21.501
**D	CONVERGENCE ACTIONS EUROPE	0	130.000	130.000
**D	FONCIL	0	26.094	26.094
**D	SCHUCCO	0	3.480	3.480
**D	CONVERGENCE EQUILIBRE SOCIALEMENT RESPONSABLE	0	323.584	323.584
**D	PIPELINE SUB-EUROPEEN	0	5.067	5.067
**D	FERTILSODEBO	0	10.340	10.340
**D	FEDEX	0	2.920	2.920
**D	AMORA MAILLE DIVERSIFIE	0	3.800	3.800
**D	STAUBLI 50-50 CREDIT MUTUEL	0	9.887	9.887
**D	ACM ACTIONS	0	16.926	16.926
**D	MAHLE BEHR FRANCE ROUFFACH	0	112	112
**D	C & A	0	1.002	1.002
**D	BALL PACKAGING EUROPE	0	1.167	1.167
**D	CHARLES RIVER LABORATORIES FRANCE	0	4.708	4.708

266

Azionisti in delega: 4.296

Pagina 18



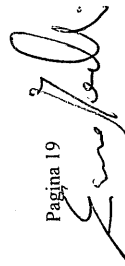

LISTA ESITO DELLE VOTAZIONE

Oggetto: Bilancio di esercizio al 31 dicembre 2021

FAVOREVOLI

Badge	Ragione Sociale	Proprio	Delega	Totale
**D	CGI DYNAMIQUE	0	42.571	42.571
**D	THALES AVS FRANCE	0	6.530	6.530
**D	GERARD PERRIER INDUSTRIE	0	5.040	5.040
**D	STAUBLI 80-20 CREDIT MUTUEL	0	10.965	10.965
**D	CREDIT MUTUEL AM	0	4.432	4.432
**D	EUROP ASSISTANCE DIVERSIFIE	0	2.657	2.657
**D	ELIOR EPARGNE DIVERSIFIE	0	3.564	3.564
**D	LEXMARK DYNAMIQUE	0	7.454	7.454
**D	UNIMARKTFUEHRER	0	391.000	391.000
**D	PICTET CH INSTITUTIONAL-WORLD EX SWISS EQUITIES TRACKER US TE EX SL	0	86.164	86.164
**D	WORLD TRADE ORGANIZATION PENSION PLAN	0	77.328	77.328
**D	SORVEN L. P.	0	150.000	150.000
**D	QUABRO CAPITAL FUNDS (LUX) - ACCESSIBLE CLEAN ENERGY	0	52.000	52.000
**D	PICTET CH INSTITUTIONAL - WORLD EX SWISS EQUITIES TRACKER US TE	0	46.208	46.208
**D	SE XUE FUND	0	102.200	102.200
**D	PICTET CH INSTITUTIONAL - WORLD EX SWISS SUSTAINABLE EQUITIES TRACKER	0	166.735	166.735
**D	PICTET-EUROLAND INDEX	0	229.800	229.800
**D	CAPACITY - FONDS INSTITUTIONNEL - ACTIONS ETRANGERES	0	289.984	289.984
**D	PICTET CH INSTITUTIONAL - EUROPEAN EX SWISS EQUITIES TRACKER EX SL	0	284.559	284.559
**D	PICTET GLOBAL SELECTION FUND - GLOBAL UTILITIES EQUITY FUND	0	28.569.629	28.569.629
**D	PICTET GLOBAL SELECTION FUND - GLOBAL UTILITIES EQUITY CURRENCY HEDGE FUND	0	882.124	882.124
**D	IF LIST - GLOBE INDEX	0	293.204	293.204
**D	UNIDIVIDENDNASS	0	973.644	973.644
**D	PICTET CH - GLOBAL EQUITIES	0	87.395	87.395
**D	PICTET GLOBAL SELECTION FUND - GLOBAL HIGH YIELD UTILITIES EQUITY FUND	0	87.441	87.441
**D	PICTET GLOBAL SELECTION FUND - GLOBAL INCOME STOCK FUND	0	121.742	121.742
**D	UNIVALUEFONDS: EUROPA	0	385.500	385.500
**D	SYN ACTIONS EUROPE (EX-CH) B-UBS	0	556.212	556.212
**D	PICTET CH INSTITUTIONAL - WORLD EX SWISS EQUITIES TRACKER	0	107.421	107.421
**D	PICTET-EUROPE INDEX	0	851.580	851.580
**D	SYN ACT EUROPE EX-CH-A-AMUNDI	0	551.560	551.560
**D	PICTET CH INSTITUTIONAL - EUROPEAN EX SWISS EQUITIES TRACKER	0	236.186	236.186
**D	UNINSTITUTIONAL EUROPEAN BONDS & EQUITIES	0	178.616	178.616
**D	RAIFFEISEN INDEX FONDS EURO STOXX 50	0	145.375	145.375
**D	RP - FONDS INSTITUTIONNEL - ACTIONS MARCHES DEVELOPPES	0	209.704	209.704
**D	UNIGLOBAL DIVIDENDE	0	1.835.981	1.835.981
**D	BBBANK KONZEPT DIVIDENDENWERTE UNION	0	34.000	34.000
**D	CAPACITY - FONDS INSTITUTIONNEL - ACTIONS ETRANGERES RENDEMENT ABSOLU	0	181.227	181.227
**D	AZIMUT TREND	0	1.100.000	1.100.000
**D	PROTEA UCITS II - ECO ADVISORS ESG ABSOLUTE RETURN	0	66.289	66.289
**D	AZIMUT STRATEGIC TREND	0	3.600	3.600
**D	SEC MASTER PENSION TRUST	0	215.376	215.376
**D	MY-AMD GLOBAL MULTI ASSET FUND	0	11.569	11.569
**D	AZIMUT TRADING	0	3.600	3.600
**D	THE NEW ZEALAND GUARDIAN TRUST COMPANY LIMITED	0	29.431	29.431
**D	AQR TAX ADVANTGD ABS NON FLIP	0	294.522	294.522
**D	SHL3EF - LM LIMITED	0	150.000	150.000
**D	WIF-EUROPE DISCOVERY FUND	0	219.156	219.156
**D	NMWS GIEP BEI ACCOUNT	0	102.970	102.970
**D	NMWS-WIEQ-CMS ACCOUNT	0	7.036	7.036

267




LISTA ESITO DELLE VOTAZIONE


Oggetto: Bilancio di esercizio al 31 dicembre 2021

FAVOREVOLI

Badge	Ragione Sociale	Proprio	Delega	Totale
**D	WIF-EUROPE OPPORTUNITIES FUND	0	196.438	196.438
**D	TURICUM - AKTIEN - UND IMMOBILIENWERTSCHRIFTEN	0	410.146	410.146
**D	BLACKROCK INSTITUTIONAL JERSEY FUNDS	0	56.186	56.186
**D	EO OFFSHORE MULTIMANAGER FUNDS TRUST - EQ OFFSHORE AGGRESSIVE MULTIMANAGER FUND	0	4.570	4.570
**D	ALLIANZ GLOBAL INVESTORS GMBH	0	11.465.360	11.465.360
**D	FULCRUM LIQUID REAL ASSETS FUND	0	33.173	33.173
**D	SHELL TRUST (BERMUDA) LIMITED AS TRUSTEE OF THE SHELL INTERNATIONAL PENSION FUND	0	38.570	38.570
**D	DANSKE INVEST EUROPE HIGH DIVIDEND FUND	0	112.252	112.252
**D	DANSKE INVEST EUROPEAN EQUITY FUND	0	831.138	831.138
**D	JPMORGAN INSURANCE TRUST INCOME BUILDER PORTFOLIO	0	9.765	9.765
**D	FIDELITY INVESTMENT FUNDS - FIDELITY INDEX WORLD FUND	0	9.760	9.760
**D	AVIVA INVESTORS PORTFOLIO FUNDS ICVC AVIVA INVESTORS MULTI-ASSET CORE FUND II	0	2.017	2.017
**D	AVIVA INVESTORS PORTFOLIO FUNDS ICVC AVIVA INVESTORS MULTI-ASSET CORE FUND I	0	15.577	15.577
**D	AVIVA INVESTORS PORTFOLIO FUNDS ICVC AVIVA INVESTORS MULTI-ASSET CORE FUND IV	0	644.603	644.603
**D	FIDELITY INVESTMENT FUNDS - FIDELITY INDEX EUROPE EX UK FUND	0	173.108	173.108
**D	JPMORGAN INSURANCE TRUST GLOBAL ALLOCATION PORTFOLIO	0	2.648	2.648
**D	INVESTERINGSFORENINGEN DANSKE INVEST EUROPA INDEKS KL	0	10.165	10.165
**D	JPMORGAN DIVERSIFIED RETURN INTERNATIONAL EQUITY ETF	0	16.160	16.160
**D	AVIVA INVESTORS PORTFOLIO FUNDS ICVC AVIVA INVESTORS MULTI-ASSET CORE FUND III	0	776.691	776.691
**D	ONEPATH GLOBAL SHARES - LARGE CAP (UNHEGGED) INDEXPOOL	0	5.715	5.715
**D	AVIVA INVESTORS PORTFOLIO FUNDS ICVC AVIVA INVESTORS MULTI-ASSET CORE FUND V	0	852.477	852.477
**D	EQ ADVISORS TRUST - EQ/WFS UTILITIES SERIES PORTFOLIO	0	64.361	64.361
**D	JPMORGAN GLOBAL ALLOCATION FUND	0	93.324	93.324
**D	INVESTERINGSFORENINGEN DANSKE INVEST EUROPA INDEKS BNP KL	0	6.340.189	6.340.189
**D	JPMORGAN FUNDS	0	2.269.103	2.269.103
**D	AVIVA LIFE & PENSIONS IRELAND DAC	0	375.141	375.141
**D	INVESTERINGSFORENINGEN DANSKE INVEST EUROPA KL	0	1.478.203	1.478.203
**D	JPMORGAN BETABUILDERS INTERNATIONAL EQUITY ETF	0	1.205.075	1.205.075
**D	JPMORGAN INCOME BUILDER FUND	0	42.205	42.205
**D	JPMORGAN FUND ICVC - JPM MULTI-ASSET INCOME FUND	0	5.037.550	5.037.550
**D	DANICA PENSION LIVSFORSIKRINGSKTIETSELSKAB	0	8.262.402	8.262.402
**D	JPMORGAN INVESTMENT FUNDS	0	79.895	79.895
**D	KAPITALFORENINGEN DANSKE INVEST INSTITUTIONAL AFDELING DANICA LINK - INDEKS GLOBALE AKTIER	0	26.788	26.788
**D	JPMORGAN INTERNATIONAL HEDGED EQUITY FUND	0	146.670	146.670
**D	ANIMA OBIETTIVO EUROPA	0	1.048.603	1.048.603
**D	AVIVA INVESTORS INVESTMENT FUNDS ICVC AVIVA INVESTORS GLOBAL EQUITY INCOME FUND	0	332.381	332.381
**D	INVESTERINGSFORENINGEN DANSKE INVEST INDEX EUROPE RESTRICTED - ACCUMULATING KL	0	2.550.697	2.550.697
**D	UNIVERSITIES SUPERANNUATION SCHEME	0	7.004.298	7.004.298
**D	AVIVA LIFE & PENSIONS UK LIMITED	0	700.540	700.540
**D	JPMORGAN SAR EUROPEAN FUND	0	10.567	10.567
**D	ANIMA PICPAC VALORE GLOBALE 2022	0	276.024	276.024
**D	COMMINGLED TRUST FUND (INTERNATIONAL RESEARCH ENHANCED EQUITY II) OF JPMORGAN CHASE BANK, N.A.	0	7.162.520	7.162.520
**D	JPMORGAN BETABUILDERS EUROPE ETF	0	67.622	67.622
**D	JPMORGAN FUND ICVC - JPM EUROPE (EX-UK) RESEARCH ENHANCED INDEX EQUITY FUND	0	336.584	336.584
**D	INVESTERINGSFORENINGEN PROFIL INVEST AFDELING DANICA PENSION NORGE - AKSJER	0	124.144	124.144
**D	INVESTERINGSFORENINGEN DANSKE INVEST GLOBAL SUSTAINABLE FUTURE 2 KL	0	721.234	721.234
**D	INVESTERINGSFORENINGEN DANSKE INVEST SELECT GLOBAL SUSTAINABLE FUTURE 3 KL	0	411.332	411.332
**D	AVIVA INVESTORS INVESTMENT FUNDS ICVC AVIVA INVESTORS CONTINENTAL EUROPEAN EQUITY FUND	0	6.077	6.077
**D	JPMORGAN FUND III ICVC-JPM DIVERSIFIED GROWTH FUND	0	204.649	204.649
**D	INVESTERINGSFORENINGEN DANSKE INVEST INDEX GLOBAL AC RESTRICTED - ACCUMULATING KL	0		

Azionisti in delega: 4.296

Pagina 20



LISTA ESITO DELLE VOTAZIONE


Oggetto: Bilancio di esercizio al 31 dicembre 2021

FAVOREVOLI

Badge	Ragione Sociale	Proprio	Delega	Totale
**D	AVIVA INVESTORS	0	89.134	89.134
**D	INVESTERINGSFORENINGEN DANSKE INVEST GLOBAL SUSTAINABLE FUTURE KL	0	2.115.907	2.115.907
**D	ANIMA ALTO POTENZIALE ITALIA	0	2.500.000	2.500.000
**D	ANIMA CRESCITA ITALIA	0	1.841.392	1.841.392
**D	AFIR HOLDING & MANAGEMENT COMPANY S.C.O	0	270.893	270.893
**D	COMMINGLED PENSION TRUST FUND (EAFE EQUITY INDEX) OF JP MORGAN CHASE BANK, N.A.	0	3.725.328	3.725.328
**D	ANIMA OBIETTIVO ITALIA	0	240.000	240.000
**D	ANIMA ALTO POTENZIALE EUROPA	0	2.348.808	2.348.808
**D	ANIMA CRESCITA ITALIA NEW	0	113.321	113.321
**D	SARASIN & PARTNERS LLP	0	453.793	453.793
**D	ANIMA ELTIF ITALIA 2026	0	20.000	20.000
**D	ANIMA SFORZESCO PLUS	0	272.370	272.370
**D	ANIMA VALORE GLOBALE	0	609.000	609.000
**D	ANIMA INIZIATIVA ITALIA	0	1.493.400	1.493.400
**D	ANIMA TARGET VISCONTEO 2024	0	48.138	48.138
**D	ANIMA PICPAC MAGELLANO 2022	0	7.117	7.117
**D	MFS UTILITIES FUND	0	12.730.005	12.730.005
**D	ANIMA AZIONARIO PAESI SVILUPPATI LTE	0	60.745	60.745
**D	JPMORGAN FUND ICVC - JPM GLOBAL MACRO FUND	0	498.509	498.509
**D	ANIMA VISCONTEO	0	3.185.171	3.185.171
**D	INVESTERINGSFORENINGEN DANSKE INVEST SELECT FLEXINVEST AKTIER KL	0	1.870.080	1.870.080
**D	ANIMA SFORZESCO	0	1.396.007	1.396.007
**D	ANIMA ITALIA	0	5.435.034	5.435.034
**D	ANIMA EUROPA	0	828.486	828.486
**D	ANIMA PICPAC MAGELLANO 2023	0	6.933	6.933
**D	ANIMA SELEZIONE EUROPA	0	1.764.461	1.764.461
**D	ANIMA VISCONTEO PLUS	0	552.879	552.879
**D	JPMORGAN GLOBAL CORE REAL ASSETS LIMITED	0	21.581	21.581
**D	GESTIELLE PRO ITALIA	0	182.015	182.015
**D	INVESTERINGSFORENINGEN DANSKE INVEST EUROPA HOJT UDBYTTE - AKKUMLERENDE KL	0	354.482	354.482
**D	INVESTERINGSFORENINGEN DANSKE INVEST GLOBAL SUSTAINABLE FUTURE - AKKUMLERENDE KL	0	1.444.147	1.444.147
**D	INVESTERINGSFORENINGEN DANSKE INVEST SELECT GLOBAL RESTRICTED KL	0	255.023	255.023
**D	MAINSTREAM FUND SERVICES PYY LTD	0	59.805	59.805
**D	JPMORGAN FUND ICVC - JPM GLOBAL RESEARCH ENHANCED INDEX EQUITY FUND	0	39.217	39.217
**D	JPMORGAN INTERNATIONAL RESEARCH ENHANCED EQUITY FUND	0	1.060.201	1.060.201
**D	AVIVA INVESTORS INVESTMENT FUNDS ICVC AVIVA INVESTORS INTERNATIONAL INDEX TRACKING FUND	0	115.481	115.481
**D	INVESTERINGSFORENINGEN DANSKE INVEST SELECT GLOBAL SUSTAINABLE FUTURE RESTRICTED - ACCUMULATING KL	0	99.191	99.191
**D	JPMORGAN ACTIVEBUILDERS INTERNATIONAL EQUITY ETF	0	3.362	3.362
**D	JPMORGAN EUROPEAN GROWTH & INCOME PLC	0	657.426	657.426
**D	INVESTERINGSFORENINGEN DANSKE INVEST SELECT GLOBAL EQUITY SOLUTION KL	0	523.040	523.040
**D	INVESTERINGSFORENINGEN DANSKE INVEST SELECT GLOBAL EQUITY SOLUTION 2 - AKKUMLERENDE KL	0	226.161	226.161
**D	INVESTERINGSFORENINGEN DANSKE INVEST GLOBAL INDEXES KL	0	275.479	275.479
**D	INVESTERINGSFORENINGEN DANSKE INVEST SELECT GLOBAL EQUITY SOLUTION - AKKUMLERENDE KL	0	780.958	780.958
**D	INVESTERINGSFORENINGEN DANSKE INVEST EUROPA - AKKUMLERENDE KL	0	258.744	258.744
**D	INVESTERINGSFORENINGEN DANSKE INVEST GLOBAL INDEXES - AKKUMLERENDE KL	0	58.662	58.662
**D	INVESTERINGSFORENINGEN DANSKE INVEST SELECT TACTICAL ASSET ALLOCATION NORGE - ACCUMULATING KL	0	3.350	3.350
**D	INVESTERINGSFORENINGEN DANSKE INVEST EUROPA 2 KL	0	105.847	105.847
**D	INVESTERINGSFORENINGEN DANSKE INVEST SELECT TACTICAL ASSET ALLOCATION SVERIGE - ACCUMULATING KL	0	4.728	4.728
**D	INVESTERINGSFORENINGEN DANSKE INVEST SELECT TACTICAL ASSET ALLOCATION - DANMARK AKKUMLERENDE KL	0	56.923	56.923
**D	INVESTERINGSFORENINGEN DANSKE INVEST SELECT TACTICAL ASSET ALLOCATION EURO - ACCUMULATING KL	0	17.658	17.658

Azionisti in delega: 4.296

Pagina 21




LISTA ESITO DELLE VOTAZIONE
 Oggetto: Bilancio di esercizio al 31 dicembre 2021

FAVOREVOLI

Badge	Ragione Sociale	Proprio	Delega	Totale
**D	INVESTRINGSFORENINGEN DANSKE INVEST EUROPA HOJT UDBYTT KL	0	635.813	635.813
**D	FIDELITY CONCORD STREET TRUST: FIDELITY SERIES INTERNATIONAL INDEX FUND	0	147.279	147.279
**D	FIDELITY SALEM STREET TRUST: FIDELITY GLOBAL EX U.S. INDEX FUND	0	2.882.456	2.882.456
**D	VARIABLE INSURANCE PRODUCTS FUND II: INTERNATIONAL INDEX PORTFOLIO	0	110.124	110.124
**D	FIDELITY SALEM STREET TRUST: FIDELITY SAI INTERNATIONAL VALUE INDEX FUND	0	13.609.012	13.609.012
**D	FIDELITY SALEM STREET TRUST: FIDELITY ZERO INTERNATIONAL INDEX FUND	0	882.061	882.061
**D	FIDELITY COMMON CONTRACTUAL FUND II - FIDELITY EUROPE EX-UK EQUITY FUND (INVESCO)	0	358.320	358.320
**D	FIDELITY SALEM STREET TRUST: FIDELITY TOTAL INTERNATIONAL INDEX FUND	0	26.995	26.995
**D	FIDELITY UCITS II ICAV/FIDELITY MSCI EUROPE INDEX FUND	0	2.427.391	2.427.391
**D	FIDELITY UCITS II ICAV/FIDELITY MSCI EUROPE ENHAN INDEX EQ (ESG) UCITS ETF	0	17.480	17.480
**D	JPMORGAN ETFs (IRELAND) ICAV - EUROZONE RESEARCH ENHAN INDEX EQ (ESG) UCITS ETF	0	821	821
**D	FIDELITY UCITS II ICAV/FIDELITY MSCI WORLD INDEX FUND	0	26.372	26.372
**D	JPMORGAN ETFs (IRELAND) ICAV - GLOBAL EQUITY MULTI-FACTOR UCITS ETF	0	134.097	134.097
**D	FIDELITY UCITS II ICAV/FIDELITY MSCI WORLD INDEX FUND	0	56.135	56.135
**D	JPMORGAN ETFs (IRELAND) ICAV-EUROPE RESEARCH ENHANCED IN EQ (ESG) UCITS ETF	0	72.500	72.500
**D	JPMORGAN ETFs (IRELAND) ICAV-GLOBAL RESEARCH ENHANCED IN EQ (ESG) UCITS ETF	0	2.783	2.783
**D	SICAV PIANA	0	900	900
**D	MILLEIS BANQUE 30-70	0	6.000	6.000
**D	EPSON FRANCE EURO ACTIONS	0	5.730	5.730
**D	CARGILL ACTIONS	0	178.500	178.500
**D	HENKEL DIVERSIFIE N 1	0	4.385	4.385
**D	CM-AM SOLIDAIRE TEMPERE ISR	0	199.051	199.051
**D	COFACE N 1	0	1.411	1.411
**D	CM-AM ALIZES EQUILIBRE	0	652.206	652.206
**D	CM-AM PARTAGE	0	2.140	2.140
**D	S. ACTIVE ACTIONS ISR	0	11.000	11.000
**D	CARGILL MIXTE	0	268	268
**D	SCHMIDT GROUPE FUND	0	15.281	15.281
**D	CMI MEDIA	0	70.400	70.400
**D	OCF	0	371	371
**D	GROUPE ROCHE	0	52.298	52.298
**D	CRYSTAR SAS	0	32.766	32.766
**D	S. ACTIVE DIVERSIFIE ISR	0	6.680	6.680
**D	ORANO ISR SOLIDAIRE	0	1.529.317	1.529.317
**D	CONTINENTAL	0	50.000	50.000
**D	DANSKE BANK PULJER	0	472.727	472.727
**D	TMA UMBRELLA FD-TMA ACWI EX-JAPAN PORTF.	0	67.301	67.301
**D	TRUST & CUSTODY SERVICES BANK LTD AS TRUSTEE FOR PENSION INVESTMENT FUND TRUST NUMBER 3	0	68.035	68.035
**D	TRUST & CUSTODY SERVICES BANK LTD AS TRUSTEE FOR PENSION INVESTMENT FUND TRUST NUMBER 21	0	28.000	28.000
**D	HANG SENG INSURANCE COMPANY LIMITED	0	15.353	15.353
**D	TMA UMBRELLA FUND - GLOBAL EQUITY PORTFOLIO	0	281.298	281.298
**D	PHOENIX GBAR FUND	0	5.997.077	5.997.077
**D	TRUST & CUSTODY SERVICES BANK LTD AS TRUSTEE FOR PENSION INVESTMENT FUND TRUST NUMBER 10	0	408.015	408.015
**D	BEST INVESTMENT CORPORATION	0	98.365	98.365
**D	JPM MULTI INCOME FUND	0	349.460	349.460
**D	HSBC INSTITUTIONAL TRUST SERVICE (ASIA) LIMITED	0	27.147	27.147
**D	ALLIANZ CHOICE BEST STYLES EUROPE	0	99.210	99.210
**D	TRUST & CUSTODY SERVICES BANK LTD AS TRUSTEE FOR PENSION INVESTMENT FUND TRUST NUMBER 8	0	312.159	312.159
**D	SCHRODER INSTITUTIONAL POOLED FUNDS - ADVANCED GLOBAL EQUITY FUND	0	25.128	25.128
**D	HSBC POOLED INVESTMENT FUND -HSBC POOLED EUROPEAN EQUITY FUND	0	33.206	33.206
**D	JPMORGAN MULTI BALANCED FUND	0		
**D	ALLIANZ SELECTION EUROPEAN EQUITY DIVIDEND	0		

Azionisti in delega: 4.296

Pagina 22

Assemblea Ordinaria del 19 maggio 2022

LISTA ESITO DELLE VOTAZIONE

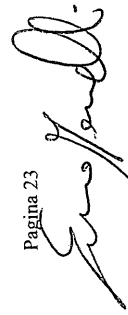
Oggetto: Bilancio di esercizio al 31 dicembre 2021

FAVOREVOLI

Badge	Ragione Sociale	Proprio	Delega	Totale
***D	BONJOUR EUROPE DIVIDEND EQUITY FUND	0	4.402	4.402
***D	BEST INVESTMENT CORPORATION	0	102.615	102.615
***D	HSEC LIFE (INTERNATIONAL) LIMITED	0	286.717	286.717
***D	TRUST & CUSTODY SERVICES BANK LTD AS TRUSTEE FOR PENSION INVESTMENT FUND TRUST NUMBER 4	0	56.408	56.408
***D	HSEC MANAGED BALANCED FUND	0	3.351	3.351
***D	PERTUBAHAN KESELAMATAN SOSIAL	0	142.420	142.420
***D	HSEC MANAGED GROWTH FUND	0	5.573	5.573
***D	CIVIL SERVICE EMPLOYEES PENSION FUND	0	102.379	102.379
***D	HSEC POOLED INVESTMENT FUND - HSEC POOLED EUROPE EQUITY INDEX TRACKING FUND	0	116.044	116.044
***D	AIA GLOBAL MULTI-FACTOR EQUITY FUND	0	63.415	63.415
***D	TALPEI FUBON COMERCIAL BANK LTD	0	350.000	350.000
***D	TALPEI FUBON COMERCIAL BANK LTD	0	13.135	13.135
***D	HSEC ETFs PUBLIC LIMITED COMPANY	0	326.491	326.491
***D	THE MARKS AND SPENCER WORLDWIDE MANAGED FUND	0	2.115.562	2.115.562
***D	M&G (LUX) INVESTMENT FUNDS 2 FCP - M&G (LUX) EUROPE EX UK INDEX FUND	0	1.986.040	1.986.040
***D	HSEC INDEX TRACKER INVESTMENT FUNDS ICVC	0	353.960	353.960
***D	PHOENIX UNIT TRUST MANAGERS LIMITED	0	12.731.136	12.731.136
***D	TRUE POTENTIAL INVESTMENTS LLP	0	507.042	507.042
***D	LEGBG SECURITIES LIMITED	0	245.090	245.090
***D	REASSURE LIMITED	0	2.546.049	2.546.049
***D	JPMORGAN EUROPE STRATEGIC DIVIDEND FUND	0	41.269	41.269
***D	HENDERSON GLOBAL INVESTORS LIMITED	0	1.665.146	1.665.146
***D	AVIVA INVESTORS PASSIVE FUNDS ACS - AI DEVELOPED EUROPEAN EX UK EQUITY INDEX FUND	0	2.060.394	2.060.394
***D	ROYAL LONDON EUROPEAN GROWTH TRUST	0	751.510	751.510
***D	AVIVA INVESTORS PASSIVE FUNDS ACS - AI CONTINENTAL EUROPEAN EQUITY INDEX FUND	0	1.592.705	1.592.705
***D	PUTW AUTHORISED CONTRACTUAL SCHEME - PUTW ACS EUROPEAN EX UK FUND	0	1.643.929	1.643.929
***D	HSEC GLOBAL INVESTMENT FUNDS	0	312.558	312.558
***D	HSEC GLOBAL FUNDS ICVAV	0	345.513	345.513
***D	EPWORTH INVESTMENT FUNDS FOR CHARITIES	0	47.320	47.320
***D	STANDARD LIFE INTERNATIONAL DESIGNATED ACTIVITY COMPANY	0	17.992	17.992
***D	HSEC ETFs PLC - HSEC MSCI EUROPE CLIMATE PARIS ALIGNED UCITS ETF	0	4.056	4.056
***D	CHYU BANKING CORPORATION LIMITED	0	189.466	189.466
***D	AVIVA INVESTORS PASSIVE FUNDS ACS - AI 50:50 GLOBAL EQUITY INDEX FUND	0	905.032	905.032
***D	AVIVA INVESTORS PASSIVE FUNDS ACS - AI 60:40 GLOBAL EQUITY INDEX FUND	0	258.716	258.716
***D	AVIVA INVESTORS PASSIVE FUNDS ACS - AI 30:70 GLOBAL EQUITY (CURRENCY HEDGED) INDEX FUND	0	109.013	109.013
***D	AVIVA INVESTORS PASSIVE FUNDS ACS - AI DEVELOPED WORLD EX UK EQUITY INDEX FUND	0	511.069	511.069
***D	SOCIETY OF JESUS TRUST OF 1929 FOR ROMAN CATHOLIC PURPOSES	0	84.404	84.404
***D	HSEC ETFs PLC	0	335.462	335.462
***D	AXA INVESTMENT MANAGERS UK LIMITED	0	536.042	536.042
***D	PRUDENTIAL PENSIONS LIMITED	0	111.641	111.641
***D	HSEC EUROPEAN INDEX FUND	0	3.397.741	3.397.741
***D	HSEC INSTITUTIONAL TRUST SERVICES IRELAND LIMITED RE	0	984.952	984.952
***D	THE ROYAL LONDON MUTUAL INSURANCE SOCIETY LIMITED	0	55.910	55.910
***D	ROYAL LONDON EQUITY FUNDS ICVC	0	6.621.612	6.621.612
***D	MEAG MUNICH ERGO KAPITALANLAGEGESELLSCHAFT MBH	0	1.762.592	1.762.592
***D	INTERNATIONALE KAPITALANLAGEGESELLSCHAFT MBH	0	1.120.058	1.120.058
***D	UNIVERSAL-INVESTMENT-GESELLSCHAFT MBH	0	609.633	609.633
***D	SWISSCANTO FONDSLEITUNG AG	0	3.661.527	3.661.527
***D	UNIVERSAL-INVESTMENT-GESELLSCHAFT MBH	0	850.000	850.000
***D	ALLIANZ CGI SUBFONDS EQUITIES	0	108.514	108.514

Pagina 23

Azionisti in delega: 4.296

LISTA ESITO DELLE VOTAZIONE
 Oggetto: Bilancio di esercizio al 31 dicembre 2021

FAVOREVOLI

Badge	Ragione Sociale	Proprio	Delega	Totale
**D	INTERNATIONALE KAPITALANLAGEGESELLSCHAFT MBH	0	4.948.507	4.948.507
**D	ALLIANZ VGI 1 FONDS AGI EQUITIES	0	169.050	169.050
**D	ALLIANZ PV-WS KCM SYSPRO VALUE EUROPE	0	291.632	291.632
**D	ALLIANZ VKA FONDS AGI INSURANCE DEDICATED LARGE CAPS	0	547.392	547.392
**D	UNIVERSAL INVESTMENT GMBH	0	1.410.443	1.410.443
**D	SJOITUSRAHASTO AKTIA SECURA	0	100.000	100.000
**D	SJOITUSRAHASTO AKTIA EUROPA	0	500.000	500.000
**D	SJONDERVERM?GEN GA AKTIENFONDS	0	523.119	523.119
**D	VERDIPAPIFONDET FONDSFINANS GLOBAL ENERGI	0	66.000	66.000
**D	INTERNATIONALE KAPITALANLAGEGESELLSCHAFT MBH (INKA)	0	223.365	223.365
**D	ABERDEEN STANDARD CAPITAL OFFSHORE STRATEGY FUND LTD	0	505.379	505.379
**D	FONDS OBJECTIF CLIMAT ACTIONS 2	0	1.013.636	1.013.636
**D	ABERDEEN STANDARD SICAV 1	0	1.032.715	1.032.715
**D	DIVERSIFIED PORTFOLIOS FUND LTD	0	8.750	8.750
**D	SYCOMORE FUND SICAV -SYCOMORE GLOBAL EDUCATION	0	352.761	352.761
**D	FONC ACTIONS EUROPE	0	65.327	65.327
**D	MASSELLA INVESTISSEMENTS	0	12.840	12.840
**D	SYCOMORE L/S OPPORTUNITIES	0	598.700	598.700
**D	ABERDEEN STANDARD CAPITAL INTERNATIONAL LIMITED	0	741.472	741.472
**D	GENERALI INVESTMENTS SICAV - SRI EUROPEAN EQUITY	0	404.984	404.984
**D	RHES GROWTH AND INCOME FUNDS LIMITED	0	11.147	11.147
**D	SYCOMORE SELECTION RESPONSABLE	0	1.446.121	1.446.121
**D	SYCOMORE FUND SICAV - SYCOMORE NEXT GENERATION	0	250.000	250.000
**D	CPE ALLOCATION PATRIMOINE	0	32.978	32.978
**D	SYCOMORE INCLUSIVE JOBS	0	384.460	384.460
**D	ORANO ACTIONS ZONE EURO	0	191.638	191.638
**D	DNCA BEYOND ENGAGE	0	89.455	89.455
**D	CS INVESTMENT FUNDS 2 CS LUX INFRASTRUCTURE EQUITY FUND	0	285.000	285.000
**D	PREVOYANCE NE FUND PREVOYANCE NE GLOBAL ASSETS CREDIT SUISSE FUNDS AG	0	752.000	752.000
**D	CSIF 2 CREDIT SUISSE LUX EUROPEAN DIVIDEND PLUS EQUITY FD	0	3.008	3.008
**D	FINREON WORLD EQUITY MULTI PREMIA CREDIT SUISSE FUNDS AG	0	642.472	642.472
**D	KOLMBAN BALANCED CREDIT SUISSE FUNDS AG UBS ASSET MANAGEMENT SCHWEIZ AG	0	529	529
**D	CSIF 2 CREDIT SUISSE LUX SMALL MID CAP ALPHA LONG SHORT FUND	0	582.974	582.974
**D	CSIF 2 CREDIT SUISSE LUX COPERNICUS ITALY EQUITY FUND	0	404.747	404.747
**D	AXA VORSORGE FONDS II EQUITIES GLOBAL MARKETS PASSIVE CREDIT SUISSE FUNDS AG	0	988.423	988.423
**D	AXA VORSORGE FONDS II EQUITIES GLOBAL MARKETS CREDIT SUISSE FUNDS AG	0	514.332	514.332
**D	PK CSG WORLD EQUITY CREDIT SUISSE FUNDS AG	0	584.754	584.754
**D	CSIF 2 CREDIT SUISSE LUX GLOBAL HIGH INCOME FUND USD	0	201.732	201.732
**D	CSWF1 CREDIT SUISSE ROCKEFELLER OCEAN ENGAGEMENT FUND	0	742.358	742.358
**D	STICHTING SHELL PENSIOENFONDS	0	40.000	40.000
**D	ROBECO CAPITAL GROWTH FUNDS	0	1.128.000	1.128.000
**D	THE PUBLIC INSTITUTION FOR SOCIAL SECURITY	0	830.511	830.511
**D	STICHTING JURIDISCH EIGENAAR ASR DUURZAAM WERELDWIJD AANDELEN FONDS	0	5.638.129	5.638.129
**D	CS FUNDS AG I&B INTERNATIONAL PORTFOLIO	0	833.080	833.080
**D	CSIF CH EQUITY EMU CREDIT SUISSE FUNDS AG	0	180.790	180.790
**D	BT EUROPEAN SHARE FUND	0	4.000	4.000
**D	ANZ WHOLESALE INTERNATIONAL SHARE NO. 3 FUND	0	716.240	716.240
**D	FINREON WORLD EQUITY ISOPRO PENSION CREDIT SUISSE FUNDS AG	0	172.058	172.058
**D		0	330.000	330.000
**D		0	21.878	21.878

Azionisti in delega: 4.296

Pagina 24




Assemblea Ordinaria del 19 maggio 2022

LISTA ESITO DELLE VOTAZIONE


Oggetto: Bilancio di esercizio al 31 dicembre 2021

FAVOREVOLI

Badge	Ragione Sociale	Proprio	Delega	Totale
**D	CSIF CH III EQUITY WORLD EX CH VALUE WEIGHTED PENSION FUND CREDIT SUISSE FUNDS AG	0	4.330	4.330
**D	AXA VORSORGE FONDS EQUITIES GLOBAL MARKETS III CREDIT SUISSE FUNDS AG	0	24.177	24.177
**D	BALOISE FUND INVEST 2 CH IF AKTIEN WELT EX SCHWEIZ PASSIV CREDIT SUISSE FUNDS AG	0	40.340	40.340
**D	BALOISE FUND INVEST 2 CH IF AKTIEN WELT EX SCHWEIZ CREDIT SUISSE FUNDS AG	0	12.241	12.241
**D	STATE OF NEW MEXICO STATE INVESTMENT COUNCIL	0	1.111.603	1.111.603
**D	PARALOS GEOCONSULTING OU	0	52	52
**D	PIRISINO LORENZO	0	487	487
**D	DE LONGHI INDUSTRIAL S.A.	0	1.208.320	1.208.320
**D	KAPOOR RAKESH	0	18.780	18.780
**D	DPAM B	0	3.740.381	3.740.381
**D	I. I	0	380.000	380.000
**D	DPAM DBI RDT B	0	457.829	457.829
**D	DPAM EQUITIES L	0	60.000	60.000
**D	CONVICTION PATRIMOINE	0	29.600	29.600
**D	DPAM GLOBAL STRATEGY	0	4.546.470	4.546.470
**D	LEMPEREUR JEAN-PIERRE	0	2.200	2.200
**D	CGMEV, LLC	0	43.382	43.382
**D	BANQUE PICTET AND CIE SA	0	34.707	34.707
**D	DL INTERNATIONAL RESEARCH OPEN MOTHER FUND	0	762.138	762.138
**D	FOREIGN SECURITIES TR NO 1	0	495.131	495.131
**D	INTERNATIONAL GROWTH AND INCOME FUND	0	11.476.812	11.476.812
**D	CAPITAL GROUP GLOBAL EQUITY FUND (AU)	0	189.989	189.989
**D	CAPITAL GROUP GLOBAL EQUITY COMMON TRUST (US)	0	203.022	203.022
**D	HSBC GLOBAL RESOURCES AND ENERGY MOTHER FUND	0	117.719	117.719
**D	CAPITAL GROUP EMPLOYEE BENEFIT INVESTMENT TRUST	0	5.589.176	5.589.176
**D	CAPCO TRUST JERSEY LIMITED AS TRUSTEE OF THE TAMBOUR FOUNDATION	0	20.408	20.408
**D	KUWAIT FUND FOR ARAB ECONOMIC DEVELOPMENT	0	88.724	88.724
**D	CAPITAL GROUP INTERNATIONAL EQUITY COMMON TRUST (US)	0	1.295.422	1.295.422
**D	CAPITAL INTERNATIONAL FUND	0	6.929.416	6.929.416
**D	FOREIGN STOCK INDEX MOTHER FUND	0	309.134	309.134
**D	EUROPACIFIC GROWTH FUND	0	15.033.271	15.033.271
**D	NEW WORLD FUND, INC.	0	4.715.386	4.715.386
**D	MUTUAL GLOBAL FUND CI NEW PERSPECTIVE GLOBAL EQUITY FUND	0	51.212	51.212
**D	AMERICAN BALANCED FUND	0	58.400.000	58.400.000
**D	STATE FARM INSURANCE CO EMPLOYEE RETIREMENT TRUST	0	756.954	756.954
**D	CAPITAL WORLD GROWTH AND INCOME FUND	0	27.563.242	27.563.242
**D	AMERICAN FUNDS GLOBAL BALANCED FUND	0	4.488.415	4.488.415
**D	CAPITAL INCOME BUILDER	0	75.335.261	75.335.261
**D	THE INCOME FUND OF AMERICA	0	24.114.000	24.114.000
**D	GLOBAL HIGH DIVIDEND EQUITY MOTHER FUND	0	634.700	634.700
**D	PENSION INTERNATIONAL EQUITY TACTICAL SMART BETA MOTHER FUND	0	8.453	8.453
**D	SHINKO GLOBAL EQUITY INDEX MOTHER FUND	0	2.088	2.088
**D	DALWA PAN EUROPEAN HIGH DIVIDEND YIELD STOCK MOTHER FUND	0	18.490	18.490
**D	JPMORGAN ACCESS GROWTH FUND	0	8.456	8.456
**D	JPMORGAN ACCESS BALANCED FUND	0	6.673	6.673
**D	NEW PERSPECTIVE FUND	0	39.797.212	39.797.212
**D	SWISS NATIONAL BANK	0	29.628.064	29.628.064
**D	ENTE NAZIONALE DI PREVIDENZA ED ASSISTENZA MEDICI (E.N.P.A.M)	0	475.000	475.000
**D	ENTE NAZIONALE DI PREVIDENZA ED ASSISTENZA DEI MEDICI E DEGLI ODONTOIATRI	0	31.979.518	31.979.518
**D	SKF ACTIONS INTER EXPANSION	0	13.461	13.461

Azionisti in delega: 4.296

Pagina 25




273




LISTA ESITO DELLE VOTAZIONE

Oggetto: Bilancio di esercizio al 31 dicembre 2021

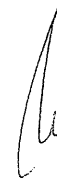
FAVOREVOLI

Badge	Ragione Sociale	Proprio	Delega	Totale
**D	BUILDING SOLUTIONS DIVERSIFIE	0	4.534	4.534
**D	FCP INTER ACTIO	0	826	826
**D	FCPE GR SCHINDLER AUD	0	1.923	1.923
**D	FCPE ITW DE FRANCE	0	3.650	3.650
**D	FCPE ESTERRA	0	368	368
**D	FCPE NUFARM EXPANSION SOLIDAIRE	0	306	306
**D	FCPE SAFRAN ETHIQUE SOLIDAIRE	0	50.873	50.873
**D	HGA TRANSITION CLIMAT	0	68.702	68.702
**D	EPSENS OFFENSIF ISR	0	199.859	199.859
**D	HENKEL DIVERSIFIE INTER EXPANSION	0	2.169	2.169
**D	FCPE MAN ENERGY SOLU FRANCE SAS	0	1.709	1.709
**D	FCPE THALES ALENIA SPACE 3	0	1.774	1.774
**D	FCPE SAIPEM ACTIONS	0	7.013	7.013
**D	FCPE GROUPE APAVE NORD OUEST	0	562	562
**D	FCPE GIVAUDAN	0	12.254	12.254
**D	FCPE RATIER FIGEAC	0	3.949	3.949
**D	FCPE COMPTAGE IMMOBILIER SERVICES	0	3.432	3.432
**D	FCPE GEMALTO DYNAMIQUE SOLIDAI	0	17.748	17.748
**D	FCPE GROUPE SECURITAS	0	3.145	3.145
**D	HUMANIS RETRAITE ACTIONS EMPLOI SANTE	0	444.448	444.448
**D	FCPE EPARGNE SOLIDAIRE DYNAMIQ THALES	0	155.202	155.202
**D	FCPE OMYA DIVERSIFIE	0	1.350	1.350
**D	FCPE CLAIREFONTAINE EXACOMPTA	0	213	213
**D	FCPE NESTLE FRANCE ACTIONS	0	49.549	49.549
**D	FCP CAP SERENITE	0	1.009	1.009
**D	FCPE III CEMENTS CALCIA DIVERSIFIE	0	2.395	2.395
**D	FCP CAP EQUILIBRE	0	1.325	1.325
**D	ZOLPAN INVESTISSEMENTS 5 ANS	0	501	501
**D	FCPE CRCAM PROVENCE COTE D AZUR	0	3.128	3.128
**D	FCPE NATRA	0	14.829	14.829
**D	FCPE DPI N 2	0	4.100	4.100
**D	FCPE S E P DIVERSIFIE ACTIONS	0	4.198	4.198
**D	MHGA LOW CARBON ISR	0	53.126	53.126
**D	FCPE RELAIS H DIVERSIFIE	0	1.435	1.435
**D	FCPE HORIZON EPARGNE MIXTE	0	10.953	10.953
**D	FCP HGA ACTIONS SOLIDAIRE EMPLOI SANTE	0	510.410	510.410
**D	FCPE CROWN ENBALLAGE FRANCE SAS	0	6.252	6.252
**D	FCP HGA ACTIONS ISR	0	571.260	571.260
**D	FCPE THALES ALENIA SPACE 1	0	1.014	1.014
**D	HANWHA KBIZ MULTI ASSET 2	0	50.570	50.570
**D	GLIC FINECO SGIIC SAU	0	548.181	548.181
**D	KUTXABANK GESTION SGIIC, S.A.	0	2.868.006	2.868.006
**D	KUTXABANK PENSIONES, S.A., SGFP	0	633.278	633.278
**D	VIDACAIXA, S.A.	0	5.629.821	5.629.821
**D	CAIXABANK ASSET MANAGEMENT, SGIIC, S.A.	0	7.479.604	7.479.604
**D	CAIXABANK ASSET MANAGEMENT, SGIIC, S.A.	0	123.590	123.590
**D	CAJAMAR 6 FONDO DE PENSIONES	0	3.502	3.502
**D	DWS INVESTMENTGMH ON BEHALF OF DEAM FONDS ZATI	0	6.013	6.013
**D	WILSHIRE SOLUTIONSFUNDS TRUST	0	62.560	62.560
**D	MORGAN STANLEY PATHWAY FUNDS	0	1.847.326	1.847.326

Pagina 26



Azionisti in delega: 4.296




274

Assemblea Ordinaria del 19 maggio 2022

LISTA ESITO DELLE VOTAZIONE
 Oggetto: Bilancio di esercizio al 31 dicembre 2021

FAVOREVOLI

Badge	Ragione Sociale	Proprio	Delega	Totale
**D	BRIDGE BUILDER INTERNATIONAL EQUITY	0	376.701	376.701
**D	BANCO BILBAO VIZCAYA ARGENTARIA SA	0	4.838.102	4.838.102
**D	EATON VANCE TRUST COMPANY COLLECTIVE INVESTMENT	0	15.643	15.643
**D	STICHTING DE NATIONALE ALGEMEEN PENSIOENFONDS	0	74.467	74.467
**D	MAN NUMERIC LONG TERM ALPHA LP MAPLES CORPORATE SERVICES LIMITED	0	6.200	6.200
**D	ECCLESIASTICAL INSURANCE OFFICE PLC STAFF RETIREMENT BENEFIT	0	245.000	245.000
**D	THE NFO MUTUAL OEIC	0	66.862	66.862
**D	EDENTREE ASSET MANAGEMENT LTD	0	13.800	13.800
**D	THE PLAIN ANDREWS UNIT TRUST	0	8.549	8.549
**D	THE WHITE OAK FUND	0	11.225	11.225
**D	PRO 1307 GENERAL PARTNERSHIP	0	137.235	137.235
**D	CAUSEWAY CONCENTRATED EQUITY FUND	0	28.847	28.847
**D	VIRTUS PARTNERS INC	0	8.220	8.220
**D	INTEGON NATIONAL INSURANCE COMPANY	0	6.288	6.288
**D	AUTORIDADE MONETARIA DE MACAU	0	396.134	396.134
**D	GOLDMAN SACHS ETF TRUST GOLDMAN SACHS BLOOMBERG	0	27.209	27.209
**D	KOORWIN BANK ACTING AS TRUSTEE OF HANA ALTERNATIVE ASSET CB RASTRUCTURE QUALIFIED INVESTORS PRIVATE PLACEMENT SPECIAL A	0	0	89.818
	89.818			
**D	SARASIN AND PARTNERS LLP	0	243.903	243.903
**D	INTEL RETIREE MEDICAL PLAN TRUST	0	49.044	49.044
**D	TOWER PENSION TRUSTEES LTD	0	739	739
**D	PREV SOCIAL EMPL GRUPO ENDESA PP	0	1.457.813	1.457.813
**D	JESSICA ELIZABETH LOWRY	0	619	619
**D	DAVID WILLIAM MEDEIROS	0	1.135	1.135
**D	HESTIA HEBE LTD	0	8.575	8.575
**D	ALASKA PERMANENT FUND CORPORATION	0	184.424	184.424
**D	SUBSIDIZED SCHOOLS PROVIDENT FUND	0	83.043	83.043
**D	WILLIS TOWERS WATSON GROUP TRUST	0	91.683	91.683
**D	EDWARD PENLEY ABRAHAM RESEARCH FUND	0	78.026	78.026
**D	KAPITALFORENINGEN EMD INVEST GLOBALE AKTIER III	0	27.929	27.929
**D	INVESTINGSFORENINGEN NYKREDIT INVEST ENGROS GLOBALE AKTI	0	152.647	152.647
**D	KAPITALFORENINGEN NYKREDIT INVEST EUROPAISKE AKTIER	0	104.985	104.985
**D	INVESTINGSFORENINGEN NYKREDIT INVEST TAKTISK ALLOKERING	0	109.863	109.863
**D	KAPITALFORENINGEN INVEST PRO ACADIAN GLOBAL VALUE	0	1.501.817	1.501.817
**D	KAPITALFORENINGEN INVEST GLOBALE AKTIER IV	0	16.346	16.346
**D	INTERNATIONALE KAPITALANLAGEGESELLSCHAFT MBH ACTING FOR ACCOUNT OF ZFO AKTIEN EUROPA	0	330.000	330.000
**D	INVESTINGSFORENINGEN NYKREDIT INVEST BALANCED RISK ALLOCATION	0	3.472	3.472
**D	MURRAY INTERNATIONAL TRUST PLC	0	4.000.000	4.000.000
**D	INTERNATIONAL BAR ASSN	0	6.329	6.329
**D	MR JOHN AND MRS ANNE FIORE	0	2.721	2.721
**D	LSV NON US EQUITY LLC	0	71.300	71.300
**D	TACS NON US EQUITY CORE MARKET CONTINUOUS LLC	0	1	1
**D	THE NATURE CONSERVANCY	0	25.228	25.228
**D	GREAT WEST INTERNATIONAL VALUE FUND	0	276.700	276.700
**D	STANDARD BANK OF SOUTH AFRICA LTD	0	1.187.588	1.187.588
**D	BNYM MELLON DT NSL INTERNATIONAL STOCK INDEX FUND	0	1.187.588	1.187.588
**D	INVESTINGSFORENINGEN INVESTIN GLOBALE AKTIER AC INDEKS	0	367.424	367.424
**D	GREAT WEST CORE STRATEGIES INTERNATIONAL EQUITY FUND	0	1.274	1.274
**D	QUILTER CHEVIOT LTD	0	71.088	71.088
**D	VIRGINIA TECH FOUNDATION INC	0	345.589	345.589
**D		0	40.472	40.472

Pagina 27

Azionisti in delega: 4.296





LISTA ESITO DELLE VOTAZIONE

Oggetto: Bilancio di esercizio al 31 dicembre 2021

FAVOREVOLI

Badge	Ragione Sociale	Proprio	Delega	Totale
**D	ADVANCED SERIES TRUST AST T ROWE PRICE DIVERSIFIED REAL	0	20.231	20.231
**D	ADVANCED SERIES TRUST AST T ROWE PRICE GROWTH OPPORTUNIT	0	508.554	508.554
**D	AST PRUDENTIAL FLEXIBLE MULTI STRATEGY PORTFOLIO	0	6.749	6.749
**D	GOLDMAN SACHS TRUST GOLDMAN SACHS INTERNATIONAL TAX MANAGED EQUITY FUND	0	951.219	951.219
**D	BNYM MELLON PE NSL INTERNATIONAL EQUITY FUND	0	414.789	414.789
**D	GOLDMAN SACHS TRUST - GOLDMAN SACHS INTERNATIONAL EQUITY IN GOLDMAN SACHS AND CO	0	617.329	617.329
**D	GOLDMAN SACHS TRUST GOLDMAN SACHS INTERNATIONAL EQUITY GOLDMAN SACHS AND CO	0	3.163.066	3.163.066
**D	GOLDMAN SACHS VARIABLE INSURANCE TRUST GOLDMAN SACHS INTERNATIONAL EQUITY GOLDMAN SACHS AND CO	0	127.853	127.853
**D	THE STELLAR FUND	0	256.171	256.171
**D	SYMMETRY PANORAMIC GLOBAL EQUITY FUND	0	18.637	18.637
**D	SYMMETRY PANORAMIC INTERNATIONAL EQUITY FUND	0	23.034	23.034
**D	MC TRUSTEES PRIVATE PENSION RE C GAGE	0	230	230
**D	OMAR KODMANI	0	2.136	2.136
**D	RACHEL GIA NAROWLANSKI DAVEY	0	2.629	2.629
**D	BENJAMIN SCHOTT	0	2.188	2.188
**D	UNISYS MASTER TRUST	0	850.675	850.675
**D	LEGAL AND GENERAL UCITS ETF PLC	0	275.499	275.499
**D	THE ZEDRA FIDUCIARY INVESTMENT FUND LIMITED	0	113.307	113.307
**D	MACQUARIE MANAGEMENT HOLDINGS INC	0	7.165	7.165
**D	DIVERSIFIED TRUST COMPANY INTERNATIONAL EQUITY	0	9.083	9.083
**D	DIVERSIFIED TRUST COMPANY INTERNATIONAL EQUITY COMMON FUND	0	272.401	272.401
**D	NATIONAL BANK FINANCIAL INC	0	13.959.360	13.959.360
**D	GOVERNMENT OF BERMUDA	0	254.627	254.627
**D	KAPITALFORENINGEN EMD INVEST VERDENSDINDEKS	0	262.572	262.572
**D	STICHTING DEPOSITARY APG DEVELOPED MARKETS EQUITY POOL	0	22.157.106	22.157.106
**D	VANGUARD FTSE ALL WORLD EX US INDEX FUND	0	15.057.420	15.057.420
**D	VANGUARD EUROPEAN STOCK INDEX FUND	0	16.580.989	16.580.989
**D	KUMPULAN WANG PERSARAAN DIPERBADANKAN	0	18.481	18.481
**D	THE FALKLANDS ISLANDS GOVERNMENT	0	202.990	202.990
**D	XTRACKERS MSCI EAFE ESG LEADERS EQUITY ETF	0	29.759	29.759
**D	THE FALKLAND ISLANDS GOVERNMENT FALKLAND ISLANDS GOVERNMENT GROWTH FUND	0	296.282	296.282
**D	THE BOND FAMILY INVESTMENT PARTNERSHIP	0	595	595
**D	PENNENNIS FUND ICVC	0	25.353	25.353
**D	MULTI ADVISOR FUNDS GLOBAL SUSTAINABLE INFRASTRUCTURE FUND	0	217.124	217.124
**D	WESPATH FUNDS TRUST	0	1.039.501	1.039.501
**D	RIVER PARTNERS GLOBAL EQUITY LLC	0	1.969	1.969
**D	ALAMOS LLC	0	18.396	18.396
**D	MOTABILITY AS SOLE TRUSTEE OF THE MOTABILITY ENDOWMENT TRUST	0	75.742	75.742
**D	TMI 2 SOLUTIONS TAX QUALIFIED NUCLEAR DECOMMISSIONING TRUST	0	6.075	6.075
**D	PUBLIC EMPLOYEES RETIREMENT SYSTEM OF MISSISSIPPI	0	1.055.484	1.055.484
**D	SIMONIBUS SARASIN INVEST MGMT JUXON HOUSEARD	0	9.038.714	9.038.714
**D	SIM OMNIBUS SARASIN INVEST MGMT	0	733.256	733.256
**D	SARASIN AND PARTNERS LLP CLIENT OMNIBUS	0	358.221	358.221
**D	FORDHAM UNIVERSITY	0	54.313	54.313
**D	CONSOLIDATED EDISON RETIREMENT PLAN	0	331.252	331.252
**D	HARRIS UNIT 1 QUALIFIED NUCLEAR DECOMMISSIONING FUND	0	54.016	54.016
**D	ROBINSON UNIT 2 QUALIFIED NUCLEAR DECOMMISSIONING FUND	0	68.205	68.205
**D	BRUNSWICK UNIT 2 QUALIFIED NUCLEAR	0	125.615	125.615
**D	THE MANUFACTURERS LIFE INSURANCE COMPANY	0	112.528	112.528
**D	IQ 500 INTERNATIONAL ETF	0	194.348	194.348

276

Pagina 28


Azionisti in delega: 4.296




LISTA ESITO DELLE VOTAZIONE

Oggetto: Bilancio di esercizio al 31 dicembre 2021

FAVOREVOLI

Badge	Ragione Sociale	Proprio	Delega	Totale
**D	THE BANK OF N T BUTTERFIELD AND SON LTD	0	24.420	24.420
**D	THIRTY PERCY FOUNDATION	0	18.000	18.000
**D	MYLENE CURTIS	0	4.069	4.069
**D	CERVURITE INTERNATIONAL LLC	0	199.601	199.601
**D	MARANIC II LLC	0	15.832	15.832
**D	MERCK AND CO INC MASTER RETIREMENT TRUST	0	172.077	172.077
**D	UNIVERSAL SHIPOWNERS MARINE INSURANCE ASSOCIATION LIMITED	0	16.488	16.488
**D	BANK OF AMERICA FBO FE BANK OF AMERICA N A	0	107.802	107.802
**D	STICHTING PENSIOENFONDS NOTARIAAT	0	36.274	36.274
**D	DEUTSCHE DCG EQ	0	43.342	43.342
**D	BNY MELLON INVESTMENT FUNDS VI BNY MELLON BALANCED OPPORTUNITY FUND	0	78.782	78.782
**D	NORTH CAROLINA SUPPLEMENTAL RETIREMENT PLANS GROUP TRUST	0	4.045.552	4.045.552
**D	MARIA OHANA	0	2.166	2.166
**D	MARGETTS FUND MANAGEMENT LTD	0	242.969	242.969
**D	MANULIFE MULTIFACTOR DEVELOPED INTERNATIONAL INDEX ETF	0	144.852	144.852
**D	CENTRAL PENSION FUND OF THE INTERNATIONAL UNION OF OPERATING EMPLOYERS	0	249.269	249.269
**D	CHRISTINA GAGE	0	1.546	1.546
**D	MAN GLG EUROPEAN ALPHA INCOME FUND	0	27.500	27.500
**D	GANESH BAZAZ	0	361	361
**D	MARK WATES	0	1.460	1.460
**D	SARAH ALFADL	0	2.609	2.609
**D	CITW FUND LP	0	7.710	7.710
**D	AMITY BALANCED FUND FOR CHARITIES FUND	0	40.000	40.000
**D	HIGHER INCOME FUND	0	800.000	800.000
**D	AMITY INTERNATIONAL FUND	0	1.020.000	1.020.000
**D	AMITY EUROPEAN FUND	0	500.000	500.000
**D	CAUSEWAY GLOBAL VALUE UCITS FUND	0	134.147	134.147
**D	THE BANK OF NEW YORK MELLON INTERNATIONAL	0	5.423	5.423
**D	ROCKWELL AUTOMATION MASTER TRUST	0	305.312	305.312
**D	GEORGETOWN UNIVERSITY THE	0	210.450	210.450
**D	MOTHER CABRINI HEALTH FOUNDATION INC	0	112.747	112.747
**D	DENTONS SIPP D W BROUGHAM	0	1.151	1.151
**D	MARGARET BOND	0	2.695	2.695
**D	INVECO MARKETS II PLC	0	397.285	397.285
**D	MINISTRY OF DEFENSE PENSION FUND OF THE SULTANATE OF OMAN	0	267.720	267.720
**D	GLOBAL ATLANTIC BLACKROCK DISCIPLINED INTERNATIONAL CORE PORTFOLIO	0	84.440	84.440
**D	ARROWSTREET COLLECTIVE INVESTMENT TRUST	0	4.228.617	4.228.617
**D	OIL INVESTMENT CORP LTD	0	786.242	786.242
**D	ROTHSCHILD MARTIN MAUREL	0	436.236	436.236
**D	TEXAS UTILITIES QUAL NDT PARTNERSHIP	0	21.411	21.411
**D	MALCOLM BOND	0	677	677
**D	HANNAH KOCHMANN	0	2.146	2.146
**D	KATE KOCHMANN	0	1.779	1.779
**D	THE E KOCHMANN SETTLEMENT 2015	0	3.475	3.475
**D	SHELL CANADA 2007 PENSION PLAN	0	67.325	67.325
**D	BLACKROCK BALANCED CAPITAL FUND INC	0	417.730	417.730
**D	1999 VOLUNTARY EMPLOYEES BENEFICIARY ASSOCIATION OF THE NONREPRESENTED EMPLOYEES OF SOUTHERN CALIFORNIA EDISON COMPANY	0	0	8.388
**D	VEBA OF THE NONREP EE OF S CA ED CO	0	16.896	16.896
**D	FOREST PRESERVE DISTRICT EMPLOYEES ANNUITY AND BENEFIT FUND	0	55.786	55.786

Azionisti in delega: 4.296

Pagina 29



277

LISTA ESITO DELLE VOTAZIONE

Oggetto: Bilancio di esercizio al 31 dicembre 2021

FAVOREVOLI

Badge	Ragione Sociale	Proprio	Delega	Totale
**D	DIVERSIFIED TRUST COMPANY INTERNATIONAL EQUITY COMMON TRUST FUND	0	574.381	574.381
**D	SHARON D LUND RESIDUAL TRUST	0	4.379	4.379
**D	MICHELLE LUND REV TRUST	0	5.831	5.831
**D	MARSHFIELD CLINIC SALARY REDUCTION PLAN	0	87.710	87.710
**D	ROMAN CATHOLIC BISHOP OF SPRINGFIELD A	0	9.253	9.253
**D	BLACKROCK INFRASTRUCTURE SUSTAINABLE OPPORTUNITIES FUND OF BLACKROCK FUNDS	0	73.661	73.661
**D	PANAGORA RISK PARITY MULTI ASSET MASTER FUND LTD	0	28.650	28.650
**D	NON US EQUITY MANAGERS PORTFOLIO 4 OFFSHORE MASTER LP	0	381.795	381.795
**D	THE BANK OF NEW YORK MELLON EMPLOYEE BENEFIT COLLECTIVE INV	0	1.310.947	1.310.947
**D	GENTLENESS LLC	0	53.834	53.834
**D	THE BANK OF NEW YORK MELLON EMPLOYEE BENEFIT COLLECTIVE INVESTMENT FUND PLAN	0	5.399.791	5.399.791
**D	LLOYDS REGISTER FOUNDATION	0	447.610	447.610
**D	BNYM MELLON CF SL INTERNATIONAL STOCK INDEX FUND	0	625.002	625.002
**D	BLACKROCK FUND MANAGERS LTD	0	8.360.207	8.360.207
**D	1895 FONDS FGR	0	2.461.749	2.461.749
**D	DESERET MUTUAL EMPLOYEE PENSION PLAN TRUST	0	372.921	372.921
**D	GOLDMAN SACHS EFF TRUST GOLDMAN SACHS FUTURE REAL ESTATE AND INFRASTRUCTURE EQUITY ETF	0	35.784	35.784
**D	MAN NUMERIC EXPLORER MAPLES CORPORATE SERVICES LIMITED	0	5.500	5.500
**D	STICHTING DEPOSITARY APG DEVELOPED EQUITIES RI INDEX POOL	0	214.319	214.319
**D	KAPITALFORENINGEN INVESTIN PRO VELLIV WORLD EQUITY INDEX CO NYKREDIT FORTEFOLJE ADMINISTRATION AS	0	997.481	997.481
**D	IMCO GLOBAL PUBLIC EQUITY LP ACCT 17	0	53.076	53.076
**D	HERITAGE AND STABILISATION FUND	0	600.000	600.000
**D	VIRTUS ALLIANZGI GLOBAL DYNAMIC ALLOCATION FUND	0	1.180	1.180
**D	VIRTUS NFJ INTERNATIONAL VALUE FUND	0	283.584	283.584
**D	GOLDMAN SACHS EFF TRUST GOLDMAN SACHS FUTURE PLANET EQUITY ETF	0	1.283.496	1.283.496
**D	SAN FRANCISCO CITY AND COUNTY EMPLOYEES RETIREMENT SYSTEM	0	470.220	470.220
**D	THE COMMONWEALTH FUND	0	7.004	7.004
**D	HORIZON HEALTHCARE SERVICES INC	0	178.613	178.613
**D	THE UNIVERSITY COURT OF THE UNIVERSITY OF GLASGOW	0	68.350	68.350
**D	BANK CONSORTIUM TRUST CO LTD	0	329.598	329.598
**D	BCT POOLED INVESTMENT FUND SERIES SMART EUROPEAN EQUITY FUND	0	53.604	53.604
**D	IVY PROSHARES MSCI ACWI INDEX FUND	0	3.133	3.133
**D	ALCOA FOUNDATION	0	47.914	47.914
**D	SHELL NEDERLAND PENSIOENFONDS STICHTING	0	11.162	11.162
**D	STICHTING BEDRIJFTAKPENSIOENFONDS VOOR DE MEUBELI NDUSTRIEEN MEUBILLERINGSBEDRIJ	0	355.566	355.566
**D	ADVANCED SERIES TRUST AST PRESERVATION ASSET ALLOCATION PORTFOLIO	0	138.941	138.941
**D	ADVANCED SERIES TRUST AST BALANCED ASSET ALLOCATION PORTFOLIO	0	524.351	524.351
**D	ADVANCED SERIES TRUST AST CAPITAL GROWTH ASSET ALLOCATION PORTFOLIO	0	696.557	696.557
**D	ADVANCED SERIES TRUST AST QUANTITATIVE MODELING PORTFOLIO	0	126.108	126.108
**D	QUILLTER CHEVIOT EUROPE LTD	0	11.461	11.461
**D	MACQUARIE GLOBAL INFRASTRUCTURE TOTAL RETURN FUND INC	0	1.628.457	1.628.457
**D	MACOMB COUNTY EMPLOYEES RETIREMENT SYSTEM	0	64.812	64.812
**D	MACOMB COUNTY INTERMEDIATE RETIREES MEDICAL BENEFITS TRUST	0	8.858	8.858
**D	INVESTERINGSFORENINGEN NYKREDIT INVEST	0	22.430	22.430
**D	BNY MELLON GLOBAL INFRASTRUCTURE INCOME FUND	0	315.003	315.003
**D	ARIZONA STATE RETIREMENT SYSTEM	0	422.218	422.218
**D	ARIZONA STATE RETIREMENT SYSTEM	0	1.686.479	1.686.479
**D	FOREST FOUNDATION	0	1.052	1.052
**D	SEQUOIA FUND PARA GLBL	0	279	279
**D	STEWARDSHIP PARA GLB	0	4.804	4.804

Azionisti in delega: 4.296

Pagina 30



LISTA ESITO DELLE VOTAZIONE

Oggetto: Bilancio di esercizio al 31 dicembre 2021

FAVOREVOLI

Badge	Ragione Sociale	Proprio	Delega	Totale
**D	WBW TRUST NUMBER ONE	0	995	995
**D	1975 IRREV TRUST OF C D WEYERHAEUSER	0	8.805	8.805
**D	1973 IRREVOCABLE TRUST OF CD WEYERHAEUSER	0	4.076	4.076
**D	RICHARD KING MELLON FDN	0	340.483	340.483
**D	RICHARD KING MELLON FOUNDATION	0	86.827	86.827
**D	R K MELLON INTERNATIONAL FUND	0	258.796	258.796
**D	SANTA BARBARA COUNTY EMPLOYEES RETIREMENT SYSTEM	0	130.342	130.342
**D	COMMONWEALTH OF PENNSYLVANIA TREASURY	0	53.243	53.243
**D	DNP SELECT INCOME FUND INC	0	5.332.200	5.332.200
**D	3M EMPLOYEE RETIREMENT INCOME PLAN TRUST	0	173.032	173.032
**D	AZL MSCI GLOBAL EQUITY INDEX FUND	0	65.848	65.848
**D	ENC BANK NA	0	8.618	8.618
**D	CAUSEWAY GLOBAL VALUE EQUITY CIT	0	248.353	248.353
**D	BNY MELLON INTERNATIONAL EQUITY ETF	0	54.836	54.836
**D	XTRACKERS MSCI KOKUSAI EQUITY ETF	0	86.812	86.812
**D	PITTSBURGH THEOLOGICAL SEMINARY OF THE PRESBYTERIAN CHURCH	0	49.084	49.084
**D	WELLS FARGO AND COMPANY CASH BALANCE PLAN	0	473.315	473.315
**D	IQ CANDRIAM ESG INTERNATIONAL EQUITY ETF	0	129.948	129.948
**D	INVESTINGSFORINGEN SPARINVEST INDEX EUROPA VALUE KL	0	209.517	209.517
**D	INVESTINGSFORINGEN SPARINVEST INDEX DOW JONES SUSTAINABILITY WORLD KL	0	273.824	273.824
**D	THE BANK OF NEW YORK MELLON INTERNATIONAL LIMITE	0	224.007	224.007
**D	CITI RETIREMENT SAVINGS PLAN	0	105.664	105.664
**D	CANDLES PROVIDENT TRUST LTD	0	18.176	18.176
**D	CONOCOPHILLIPS MASTER TRUST	0	80.132	80.132
**D	XTRACKERS MSCI ALL WORLD EX US HEDGED EQUITY ETF	0	53.165	53.165
**D	EMPLOYEES RETIREMENT SYSTEM OF TEXAS	0	1.804.515	1.804.515
**D	CEBS GLOBAL FUNDS PUBLIC LTD CO	0	340.000	340.000
**D	STATE OF WISCONSIN INVESTMENT BOARD	0	3	3
**D	AIB GROUP IRISH PENSION SCHEME	0	229.386	229.386
**D	BANK OF KOREA	0	3	3
**D	KOORWIN BANK CO LTD	0	64.496	64.496
**D	BANK OF KOREA	0	961.952	961.952
**D	IOWA PUBLIC EMPLOYERS RETIREMENT SYSTEM	0	591.568	591.568
**D	EATON VANCE MANAGEMENT	0	650.576	650.576
**D	THE ARCHDIOCESE OF HARTFORD INVESTMENT TRUST	0	661	661
**D	THE HARTFORD ROMAN CATHOLIC DIOCESAN CORPORATION RETIREMENT PLANS MASTER TRUST	0	43.638	43.638
**D	THE HARTFORD ROMAN CATHOLIC DIOCESAN CORPORATION RETIREMENT PLANS MASTER TRUST	0	41.014	41.014
**D	DUFF AND PHELPS GLOBAL UTILITY INCOME FUND INC	0	2.150	2.150
**D	FLORIDA RETIREMENT SYSTEM TRUST FUND	0	2.253.274	2.253.274
**D	INVECO FTSE INTERNATIONAL LOW BETA EQUAL WEIGHT ETF	0	4.105.820	4.105.820
**D	BNY MELLON GLOBAL FUNDS PLC	0	3.412.643	3.412.643
**D	CAUSEWAY INTERNATIONAL OPPORTUNITIES FUND	0	1.079	1.079
**D	SIEMENS EMU EQUITIES	0	2.220.687	2.220.687
**D	PENSLONMARK PENSIONSFORSIKRINGSKATIESELSKAB	0	907.822	907.822
**D	INVECO EUROPEAN EQUITY FUND UK	0	139.188	139.188
**D	INVECO EUROPEAN EQUITY INCOME FUND UK	0	579.760	579.760
**D	INVECO EUROPEAN FOCUS FUND UK	0	3.700.000	3.700.000
**D		0	7.320.079	7.320.079
**D		0	2.551.323	2.551.323
**D		0	81.114	81.114

279

Pagina 31



Azionisti in delega: 4.296




LISTA ESITO DELLE VOTAZIONE

Oggetto: Bilancio di esercizio al 31 dicembre 2021

FAVOREVOLI

Badge	Ragione Sociale	Proprio	Delega	Totale
**D	INVECO EUROPEAN HIGH INCOME FUND UK	0	66.774	66.774
**D	INVESTERINGSFORENINGEN NYKREDIT INVEST GLOBALE AKTIER BASIS	0	41.213	41.213
**D	INVECO GLOBAL TARGETED RETURNS FUND UK	0	58.912	58.912
**D	BLACKROCK GLOBAL FUNDS	0	62.262.265	62.262.265
**D	WILMINGTON INTERNATIONAL FUND	0	175.319	175.319
**D	KAPITALFORENINGEN INVESTIN PRO GLOBAL EQUITIES I	0	810.797	810.797
**D	NON US EQUITY MANAGERS PORTFOLIO I BRISA	0	254.715	254.715
**D	ADVANCED SERIES TRUST AST PRUDENTIAL GROWTH ALLOCATION PORTFOLIO	0	1.806.848	1.806.848
**D	INVECO MARKETS III PLC	0	11.499	11.499
**D	INVECO FTSE RAFI EMERGING MARKETS UCITS ETF	0	67.137	67.137
**D	INVECO FTSE RAFI DEVELOPED MARKETS EX U S ETF	0	1.008.720	1.008.720
**D	MAN GLG EUROPEAN EQUITY ALTERNATIVE	0	126.301	126.301
**D	FIRST TRUST GLOBAL WIND ENERGY ETF	0	888.703	888.703
**D	FIRST TRUST NASDAQ CLEAN EDGE SMART GRID INFRASTRUCTURE IND	0	529.524	529.524
**D	THE PRUDENTIAL SERIES FUND PSF PGIM 50 50 BALANCED PORTFOLIO	0	17.242	17.242
**D	THE PRUDENTIAL SERIES FUND PSF PGIM FLEXIBLE MANAGED PORT	0	27.957	27.957
**D	GLOBAL PORTFOLIO	0	103.800	103.800
**D	PACIFIC GAS AND ELECTRIC COMPANY NUCLEAR FACILITIES QUALIFIED CPUC DECOMMISSIONING MASTER TRUST	0	232.085	232.085
**D	ADVANCED SERIES TRUST AST BLACKROCK GLOBAL STRATEGIES POR	0	120.426	120.426
**D	GREAT WEST INTERNATIONAL INDEX FUND	0	731.259	731.259
**D	VIRTUS TOTAL RETURN FUND INC	0	925.250	925.250
**D	ABERDEEN DIVERSIFIED INCOME AND GROWTH TRUST PLC	0	3.373	3.373
**D	VIRGINIA RETIREMENT SYSTEM	0	35.743	35.743
**D	PUBLIC EMPLOYEES PENSION PLAN	0	1.146.454	1.146.454
**D	MUNICIPAL EMPLOYEES PENSION PLAN	0	355.750	355.750
**D	CAUSEWAY INTERNATIONAL VALUE FUND	0	26.614.669	26.614.669
**D	CAUSEWAY GLOBAL VALUE FUND	0	152.444	152.444
**D	ELECTRICITY SUPPLY PENSION SCHEME	0	4.426	4.426
**D	NON US EQUITY MANAGERS PORTFOLIO I SERIES	0	111.580	111.580
**D	FIREFIGHTERS RETIREMENT SYSTEM	0	204.516	204.516
**D	VAERDIPAPIRFONDEN SPARINVEST INDEX	0	27.435	27.435
**D	PRINCIPAL FUNDS INC INTERNATIONAL EQUITY INDEX	0	556.909	556.909
**D	THE SEVENTH SWEDISH NATIONAL PENSION FUND AP 7 EQUITY FUND	0	10.031.001	10.031.001
**D	INTERNATIONAL BANK FOR RECONSTRUCTION AND DEVELOPMENT	0	590.171	590.171
**D	INVECO RAFI STRATEGIC DEVELOPED EX US ETF	0	227.691	227.691
**D	KUWAIT INVESTMENT AUTHORITY	0	21.244.340	21.244.340
**D	LINK FUND SOLUTIONS LTD	0	3.423	3.423
**D	LF MACQUARIE GLOBAL INFRASTRUCTURE SECURITIES FUND	0	173.637	173.637
**D	OVERSEAS FUND	0	4.295.435	4.295.435
**D	PRINCIPAL FUNDS INC OVERSEAS FUND	0	227.757	227.757
**D	PRINCIPAL GLOBAL INVESTORS FUNDS	0	251.415	251.415
**D	GLOBAL MULTI STRATEGY FUND	0	51.600	51.600
**D	STANLIB FUNDS LIMITED	0	174.363	174.363
**D	GOLDMAN SACHS ETF TRUST GOLDMAN SACHS MARKETBETA INTERNATIO	0	178.241	178.241
**D	MAPPRE MSV LIFE PLC	0	803.359	803.359
**D	PPI NR 30	0	3.926	3.926
**D	ABB PENSION FUND	0	14.095	14.095
**D	SIEMENS ABSOLUTE RETURN	0	63.244	63.244
**D	INVECO S AND P EUROPE 350 EQUAL WEIGHT INDEX ETF	0	1.003	1.003
**D	IA CLARINGTON GLOBAL VALUE FUND	0	19.803	19.803

Azionisti in delega: 4.296

Pagina 38




LISTA ESITO DELLE VOTAZIONE
 Oggetto: Bilancio di esercizio al 31 dicembre 2021

FAVOREVOLI

Badge	Regione Sociale	Proprio	Delega	Totale
**D	INDUSTRIAL ALLIANCE INSURANCE AND FINANCIAL SERVICES INC	0	151.845	151.845
**D	NEW ALTERNATIVES FUND INC	0	3.000.000	3.000.000
**D	ALLSTATE INSURANCE COMPANY	0	98.895	98.895
**D	IQ 50 PERCENT HEDGED FTSE INTERNATIONAL ETF	0	128.073	128.073
**D	GOLDMAN SACHS ETF TRUST GOLDMAN SACHS ACTIVE BETA INTERNAT	0	527.419	527.419
**D	GOLDMAN SACHS ETF TRUST GOLDMAN SACHS ACTIVE BETA EUROPE E	0	9.791	9.791
**D	AXA MFS FINANCIAL DESIGNATED ACTIVITY CO	0	2.350.000	2.350.000
**D	XTRACKERS MSCI EUROZONE HEDGED EQUITY ETF	0	19.239	19.239
**D	OSF HEALTHCARE SYSTEM	0	990.678	990.678
**D	SISTERS OF THE THIRD ORDER ST FRANCIS EMPLOYEE PENSION PLAN	0	436.590	436.590
**D	VOYA INFRASTRUCTURE INDUSTRIALS AND MATERIALS FUND	0	218.066	218.066
**D	VOYA INTERNATIONAL INDEX PORTFOLIO	0	1.153.260	1.153.260
**D	VOYA BALANCED PORTFOLIO	0	31.340	31.340
**D	THE AMERICAN UNIVERSITY IN CAIRO	0	6.668	6.668
**D	THE CALIFORNIA ENDOWMENT	0	156.173	156.173
**D	FIRE AND POLICE EMPLOYEES RETIREMENT SYSTEM OF THE CITY OF BALTIMORE	0	85.983	85.983
**D	CITY OF MEMPHIS RETIREMENT SYSTEM	0	52.974	52.974
**D	TUCSON SUPPLEMENTAL RETIREMENT SYSTEM	0	307.253	307.253
**D	SHERIFFS PENSION AND RELIEF FUND	0	182.624	182.624
**D	ARIZONA PSPRS TRUST	0	806.366	806.366
**D	DWS INVESTMENT GMBH ON BEHALF OF DWS FONDS BPT	0	1.181.807	1.181.807
**D	DWS INVESTMENT GMBH ON BEHALF OF DWS FONDS PKN 2	0	2.204.234	2.204.234
**D	DWS INVESTMENT GMBH ON BEHALF OF DWS FONDS AVD 2	0	20.632	20.632
**D	SEMPRA ENERGY PENSION MASTER TRUST	0	116.448	116.448
**D	TEACHERS RETIREMENT SYSTEM OF LOUISIANA	0	2	2
**D	PUBLIC SCHOOL TEACHERS` PENSION AND RETIREMENT FUND OF CHICAGO	0	1.291.607	1.291.607
**D	MACQUARIE LABOR SELECT INTERNATIONAL EQUITY PORTFOLIO	0	663.875	663.875
**D	DELAWARE GLOBAL LISTED REAL ASSETS FUND	0	201.780	201.780
**D	INVESTINGFOREINGEN LAEGERNES INVEST LI AKTIER GLOBALE	0	53.535	53.535
**D	KAPITALFORENINGEN LAEGERNES INVEST KLI AKTIER GLOBALE INDENYKREDIT PORTEFOELJE ADMINISTRATION AS	0	194.943	194.943
**D	BLACKROCK LIFE LTD	0	5.098.286	5.098.286
**D	BLACKROCK ADVANTAGE INTERNATIONAL FUND	0	973.437	973.437
**D	PRINCIPAL FUNDS INC DIVERSIFIED REAL ASSET FUND	0	1.891.666	1.891.666
**D	CAUSEWAY INTERNATIONAL VALUE EQUITY CIT	0	7.743.649	7.743.649
**D	XTRACKERS MSCI EUROPE HEDGED EQUITY ETF	0	434.036	434.036
**D	SIEMENS EUROINVEST AKTIEN	0	159.426	159.426
**D	SIEMENS WELTINVEST AKTIEN	0	9.543	9.543
**D	INVESCO PUREBETA FTSE DEVELOPED EX NORTH AMERICA ETF	0	42.862	42.862
**D	MI FONDS K10	0	219.386	219.386
**D	MI FONDS K12	0	21.690	21.690
**D	THE BANK OF AMERICA PENSION PLAN FOR LEGACY COMPANIES	0	1.661.674	1.661.674
**D	NATWEST PENSION TRUSTEE LTD	0	2.160.687	2.160.687
**D	FARMERS GROUP INC 401 K SAVINGS PLAN	0	795.098	795.098
**D	XTRACKERS MSCI EAFE HEDGED EQUITY ETF	0	2.254.399	2.254.399
**D	PANAGORA GROUP TRUST	0	8.280	8.280
**D	XTRACKERS FTSE DEVELOPED EX US MULTIFACTOR ETF	0	3.091	3.091
**D	SC EDISON NUCLEAR FACILITIES QUALIFIED CPUC DECOMMISSIONING MASTER TR	0	188.961	188.961
**D	TEXTRON INC MASTER TRUST	0	481.457	481.457
**D	DELAWARE STRATEGIC ALLOCATION FUND	0	70.990	70.990
**D	TRUSTEES OF ST PATRICKS CATHEDRAL INC	0	69.310	69.310

Azionisti in delega: 4.296

Pagina 33


LISTA ESITO DELLE VOTAZIONE


Oggetto: Bilancio di esercizio al 31 dicembre 2021

FAVOREVOLI

Badge	Ragione Sociale	Proprio	Delega	Totale
**D	FIDELITY CONCORD STREET TRUST FIDELITY INTERNATIONAL INDEX FUND	0	19.617.657	19.617.657
**D	BELLSOUTH CORP RFA VEGA TRUST	0	95.118	95.118
**D	WHEATON STOCK FUND	0	142.527	142.527
**D	EUROPEAN CENTRAL BANK	0	345.768	345.768
**D	BNY MELLON STOCK FUNDS BNY MELLON INTERNATIONAL CORE EQUI	0	1.502.894	1.502.894
**D	BNY MELLON INTERNATIONAL STOCK INDEX FUND	0	240.006	240.006
**D	MANVILLE PERSONAL INJURY SETTLEMENT TRUST	0	39.407	39.407
**D	NEW HAMPSHIRE RETIREMENT SYSTEM	0	1.753.276	1.753.276
**D	SHELL PENSION TRUST	0	159.872	159.872
**D	UPSTREAMCO PENSION TRUST	0	192.091	192.091
**D	EASTSPRING INVESTMENTS	0	8.094	8.094
**D	NATIONAL TREASURY MANAGEMENT AGENCY	0	348.573	348.573
**D	STANDARD LIFE INVESTMENTS GLOBAL	0	161.954	161.954
**D	POLICE AND FIRE RETIREMENT SYSTEM OF THE CITY OF DETROIT	0	40.530	40.530
**D	ALTE LEIPZIGER TRUST INVESTMENT	0	464.649	464.649
**D	ALTE LEIPZIGER TRUST INVESTMENT GMBH	0	238.167	238.167
**D	PUBLIC SERVICE ENTERPRISE GROUP INC MASTER DEFINED BENEFIT RETIREMENT TRUST	0	1.158.772	1.158.772
**D	MAN FUNDS PLC MAN GIG EUROPEAN INCOME OPPORTUNITIES	0	198.608	198.608
**D	EUROPEAN CENTRAL BANK	0	453.375	453.375
**D	MAN FUNDS PLC MAN NUMERIC RI EUROPEAN EQUITY	0	60.500	60.500
**D	GOLDMAN SACHS INSTITUTIONAL FUNDS PUBLIC LIMITED COMPANY	0	349.181	349.181
**D	VIRTUS DUFE AND PHELPS GLOBAL INFRASTRUCTURE FUND	0	219.030	219.030
**D	VIRTUS WMC INTERNATIONAL DIVIDEND ETF	0	3.417	3.417
**D	TREASURER OF THE STATE OF NORTH CAROLINA EQUITY INVESTMENT	0	11.749.211	11.749.211
**D	FIRE AND POLICE PENSION ASSOCIATION OF COLORADO	0	103.750	103.750
**D	FLORIDA GLOBAL EQUITY FUND LLC	0	57.280	57.280
**D	DIOCESE OF VENICE PENSION PLAN AND TRUST	0	8.395	8.395
**D	PUBLIC EMPLOYEE RETIREMENT SYSTEM OF IDAHO	0	3.876.017	3.876.017
**D	VERSUS CAPITAL REAL ASSETS FUND LLC	0	185.478	185.478
**D	STICHTING BEWAARDER ACHMEA BELEGINGSPOOLS	0	244.609	244.609
**D	INVECO FUNDS	0	12.029.685	12.029.685
**D	NSP MONTICELLO MINNESOTA RETAIL	0	55.873	55.873
**D	NSP MINNESOTA PRAIRIE I RETAIL QUALIFIED TRUST	0	34.794	34.794
**D	NSP MINNESOTA RETAIL PRAIRIE II	0	32.451	32.451
**D	INTERNATIONALE KAPITALANLAGEGESELLSCHAFT MBH ACTING FOR ACCOUNT OF BFT	0	11.943	11.943
**D	VANGUARD INTL HIGH DIV YLD INDEX FD	0	2.894.775	2.894.775
**D	GOLDMAN SACHS GLOBAL INFRASTRUCTURE FUND	0	323.420	323.420
**D	HIGHLAND INVESTMENT FUND LLC	0	26.089	26.089
**D	PGE CORPORATION RETIREMENT MASTER TRUST	0	275.640	275.640
**D	PG AND E POSTRETIREMENT MEDICAL PLAN TRUST MANAGEMENT AND NON IREES	0	5.132	5.132
**D	STICHTING CZ FUND DEPOSITARY	0	121.970	121.970
**D	MAN FUNDS PLC MAN NUMERIC RI GLOBAL EQUITY	0	27.900	27.900
**D	DEAM FONDS ZDV	0	99.097	99.097
**D	DWS INVESTMENT GMBH ON BEHALF OF DEAM FONDS SPEZIAL 20	0	85.000	85.000
**D	DWS INVESTMENT GMBH ON BEHALF OF DEAM FONDS SPEZIAL 2	0	1.145.434	1.145.434
**D	DWS INVESTMENT GMBH ON BEHALF OF DEAM FONDS SPEZIAL 18	0	270.529	270.529
**D	FIDELITY SAI INTERNATIONAL INDEX FUND	0	2.686.605	2.686.605
**D	COLUMBIA SUSTAINABLE INTERNATIONAL EQUITY INCOME ETF	0	8.167	8.167
**D	DWS INVESTMENT GMBH ON BEHALF OF DWS FONDS PAL 1	0	124.727	124.727
**D	DWS INVESTMENT GMBH ON BEHALF OF DWS FONDS RPX 1	0	73.421	73.421

Azionisti in delega: 4.296

Pagina 34



Assemblea Ordinaria del 19 maggio 2022

LISTA ESITO DELLE VOTAZIONE


Oggetto: Bilancio di esercizio al 31 dicembre 2021

FAVOREVOLI

Badge	Ragione Sociale	Proprio	Delega	Totale
**D	AURION GLOBAL EQUITY FUND	0	25.927	25.927
**D	AZL INTERNATIONAL INDEB FUND	0	793.054	793.054
**D	AZL INTERNATIONAL CORE EQUITY FUND	0	47.239	47.239
**D	MUNICIPAL POLICE EMPLOYEES RETIREMENT SYSTEM	0	139.347	139.347
**D	XTRACKERS MSCI ALL WORLD EX US HIGH DIVIDEND YIELD EQUITY E	0	41.302	41.302
**D	XTRACKERS MSCI EAFE HIGH DIVIDEND YIELD EQUITY ETF	0	2.802.300	2.802.300
**D	BNY MELLON INTERNATIONAL FUND	0	2.801.450	2.801.450
**D	UNITED CHURCH FUNDS INC	0	74.100	74.100
**D	COUNTY EMPLOYEES ANNUITY AND BENEFIT FUND OF COOK COUNTY	0	949.212	949.212
**D	NTUC INCOME INSURANCE CO OPERATIVE LIMITED	0	20.919	20.919
**D	LAWRENCE LIVERMORE NATIONAL SECURITY LLC AND TRIAD NATIONAL SECURITY LLC DEFINED BENEFIT PLAN GROUP TRUST	0	141.374	141.374
**D	ALABAMA TRUST FUND	0	263.010	263.010
**D	SIEMENS BALANCED	0	137.619	137.619
**D	ARCHDIOCESE OF PHILADELPHIA LAY EMPLOYEES RETIREMENT PLAN	0	71.422	71.422
**D	EMPLOYEES RETIREMENT SYSTEM OF BALTIMORE COUNTY	0	41.220	41.220
**D	HAWAIIAN ELECTRIC INDUSTRIES INC MASTER PENSION TRUST	0	112.579	112.579
**D	HAWAIIAN ELECTRIC INDUSTRIES INC MASTER VEBE TRUST	0	11.549	11.549
**D	NATIONAL ELEVATOR INDUSTRY PENSION PLAN	0	171.300	171.300
**D	SISTERS OF CHARITY OF LEAVENWORTH HEALTH SYSTEM MASTER TRUST	0	134.575	134.575
**D	LMARINEN MUTUAL PENSION INSURANCE CO	0	8.171.000	8.171.000
**D	KOOKMIN BANK ACTING AS TRUSTEE OF SAMSUNG EUROPEAN ESG SECURITIES MASTER INVESTMENT TRUST EQUITY	0	112.060	112.060
**D	PMPT INKA FONDS	0	458.369	458.369
**D	INVESCO GLOBAL TARGETED INCOME FUND UK	0	2.394	2.394
**D	INKA PBEAKK	0	844.104	844.104
**D	COMMONWEALTH OF PENNSYLVANIA PUBLIC SCHOOL EMPLOYEES RETIR	0	1.074.545	1.074.545
**D	ENSIGN PEAK ADVISORS INC	0	1.513.700	1.513.700
**D	IVY APOLLO MULTI ASSET INCOME FUND	0	113.911	113.911
**D	LOUISIANA STATE EMPLOYEES RETIREMENT SYSTEM	0	1.976	1.976
**D	PUBLIC EMPLOYEES RETIREMENT SYSTEM OF NEVADA	0	4.545.922	4.545.922
**D	RETIREMENT BENEFITS INVESTMENT FUND	0	71.377	71.377
**D	TEXAS EDUCATION AGCY	0	1.892.850	1.892.850
**D	RAYTHEON TECHNOLOGIES CORPORATION MASTER RETIREMENT TRUST	0	8.341	8.341
**D	BLACKROCK LIFE LIMITED	0	109.817	109.817
**D	POOL REINSURANCE CO LTD	0	53.161	53.161
**D	POOL REINSURANCE CO LTD	0	75.452	75.452
**D	ADVANCED SERIES TRUST AST INTERNATIONAL VALUE PORTFOLIO	0	84.500	84.500
**D	AST T ROWE PRICE NATURAL RESOURCES PORTFOLIO	0	532.117	532.117
**D	ADVANCED SERIES TRUST AST T ROWE PRICE ASSET ALLOCATION	0	112.398	112.398
**D	AST INTERNATIONAL VALUE PORTFOLIO	0	277.675	277.675
**D	PENN SERIES DEVELOPED INTERNATIONAL INDEX FUND	0	52.606	52.606
**D	BLACKROCK ENERGY AND RESOURCES INCOME TRUST PLC	0	527.223	527.223
**D	TEXAS EDUCATION AGENCY	0	311.419	311.419
**D	METROPOLITAN EMPLOYEE BENEFIT SYSTEM	0	261.611	261.611
**D	BLACKROCK SOLUTIONS FUNDS ICAV	0	1.076.735	1.076.735
**D	PENSION RESERVES INVESTMENT TRUST FUND	0	7.450.443	7.450.443
**D	EMPLOYEES RETIREMENT SYSTEM OF THE STATE OF HAWAII	0	13.500	13.500
**D	UNITED STATES ARMY NONAPPROPRIATED FUND EMPLOYEE RETIREMENT PLAN TRUST	0	182.919	182.919
**D	BELL ATLANTIC MASTER TRUST	0	27.123	27.123
**D	SMITHFIELD FOODS MASTER TRUST	0	9.080	9.080
**D	MAN FUNDS VI PLC	0	50.889	50.889

Azionisti in delega: 4.296

Pagina 35




LISTA ESITO DELLE VOTAZIONE
 Oggetto: Bilancio di esercizio al 31 dicembre 2021

FAVOREVOLI

Badge	Ragione Sociale	Proprio	Delega	Totale
**D	THE HKSAR GOVERNMENT SCHOLARSHIP FUND	0	3.878	3.878
**D	STICHTING RABOBANK PENSIOENFONDS	0	781.013	781.013
**D	SAN DIEGO GAS AND ELEC CO NUCLEAR FACILITIES QUAL DEC TRUST	0	89.011	89.011
**D	DUKE ENERGY QUALIFIED NUCLEAR DECOMMISSIONING	0	364.065	364.065
**D	QUALITY EDUCATION FUND	0	13.922	13.922
**D	ADVANCE PLANNING LIMITED	0	26.447	26.447
**D	DIGNITY PRE ARRANGEMENT LIMITED	0	41.561	41.561
**D	INDIANA PUBLIC RETIREMENT SYSTEM	0	175.104	175.104
**D	KENTUCKY RETIREMENT SYSTEMS	0	719.295	719.295
**D	KENTUCKY RETIREMENT SYSTEMS INSURANCE TRUST FUND	0	331.737	331.737
**D	ROBECO PORTFOLIO TRUST ROBECO BOSTON PARTNERS GLOBAL EQUITY	0	76.928	76.928
**D	SCHOOL EMPLOYEES RETIREMENT SYSTEM OF OHIO	0	177.000	177.000
**D	UNIVERSAL INVESTMENT GESELLSCHAFTMBH ON BEHALF OF AEKSAAR MASTERFONDS	0	65.000	65.000
**D	PUBLIC EMPLOYEES RETIREMENT ASSOCIATION OF NEW MEXICO	0	65.269	65.269
**D	ARKANSAS PUBLIC EMPLOYEES RETIREMENT SYSTEM	0	811.863	811.863
**D	BOARD OF PENSIONS OF THE EVANGELICAL LUTHERAN CHURCH IN AMERICA	0	1.153.240	1.153.240
**D	HSBC EUROPEAN FUND	0	61.316	61.316
**D	HSBC INTERNATIONAL EQUITY INDEX FUND	0	137.120	137.120
**D	UPS GROUP TRUST	0	63.259	63.259
**D	STICHTING BEDRIJFSTAKPENSIOENFONDS VOOR DE ZOETWARENINDUSTR	0	74.232	74.232
**D	STICHTING BEDRIJFSPENSIOENFONDS VOOR HET	0	68.032	68.032
**D	DWS INVESTMENT GMBH	0	56.915	56.915
**D	NN PARAPENFONDS 1 NV	0	1.314.603	1.314.603
**D	ADVANCED SERIES TRUST AST ACADEMIC STRATEGIES ASSET ALLOCATION PORTFOLIO	0	343.728	343.728
**D	PGIM QMA INTERNATIONAL DEVELOPED MARKETS INDEX FUND	0	31.281	31.281
**D	ENERGY INSURANCE MUTUAL LIMITED	0	48.282	48.282
**D	METROPOLITAN LIFE INSURANCE COMPANY	0	394.066	394.066
**D	IOWA PUBLIC EMPLOYEES RETIREMENT SYSTEM	0	34.756	34.756
**D	SPATTLE CITY EMPLOYEES RETIREMENT SYSTEM	0	85.757	85.757
**D	FIRST TRUST GLOBAL FUNDS PLC FIRST TRUST NASDAQ CLEAN EDGE SMART GRID INFRASTRUCTURE UCITS ETF	0	1.181	1.181
**D	ARCA FONDI SGR SPA - FONDO ARCA AZIONI ITALIA	0	3.858.000	3.858.000
**D	AMUNDI AUSTRIA	0	712.278	712.278
**D	AMUNDI SGR SPA / AMUNDI RISPARMIO ITALIA	0	2.015.697	2.015.697
**D	AMUNDI SGR SPA / AMUNDI SVILUPPO ITALIA	0	7.132.000	7.132.000
**D	ECOFIN ENERGY TRANSITION UCITS	0	179.557	179.557
**D	ECOFIN GLOB RENEWABLES INFRA	0	124.146	124.146
**D	ECOFIN SUSTAINABLE LISTED INFR	0	5.666	5.666
**D	AMUNDI SGR SPA	0	2.157.973	2.157.973
**D	NESTLE FRANCE EQUILIBRE	0	37.506	37.506
**D	ANDROS	0	29.699	29.699
**D	AMUNDI SGR SPA/AMUNDI ELITE MULTI ASSET FLEXIBLE	0	841.770	841.770
**D	AMUNDI SGR SPA / AZIONARIO VALORE EUROPA A DISTRIBUZIONE	0	1.293.547	1.293.547
**D	ASI - PROGETTO AZIONE SOST. II	0	10.214	10.214
**D	AMUNDI SGR SPA / OBBLIGAZIONARIO PIU' A DIS TRIBUZIONE	0	246.336	246.336
**D	ASTRAZENECA FONDS N2 DYNAMIQUE	0	13.344	13.344
**D	ASI - PROGETTO AZIONE SOST IV	0	4.260	4.260
**D	ASI - PROGETTO CEDOLA 01 2024	0	14.373	14.373
**D	GSK ACTIONS	0	15.033	15.033
**D	VOLKSWAGEN	0	9.812	9.812
**D	SG DIVERSIFIE ISR PART 405	0	104.481	104.481

Pagina 36

Azionisti in delega: 4.296


LISTA ESITO DELLE VOTAZIONE
 Oggetto: Bilancio di esercizio al 31 dicembre 2021

FAVOREVOLI

Badge	Ragione Sociale	Proprio	Delega	Totale
**D	ASI - PROGETTO CEDOLA 09 2023	0	11.602	11.602
**D	SG ACTIONS INTERNATIONALES ISR	0	230.000	230.000
**D	OFI CROISSANCE DURABLE ET SOLI	0	320.000	320.000
**D	OFI RS CROISSANCE DURABLE	0	600.000	600.000
**D	HALEVY A2	0	202.909	202.909
**D	PASTEUR ISR	0	239.223	239.223
**D	OFI RS DYNAMIQUE	0	530.000	530.000
**D	SEEWOND	0	97.702	97.702
**D	OFI RS EQUILIBRE	0	700.000	700.000
**D	AVIVA ACTIONS CROISSANCE	0	5.079	5.079
**D	OFI RS PRUDENT	0	195.000	195.000
**D	SOGECAP PROTECTED EQUITIES	0	293.136	293.136
**D	HALEVY A1	0	203.369	203.369
**D	AVIVA EUROPE	0	26.134	26.134
**D	UF 6 A	0	297.633	297.633
**D	ASI - PROGETTO CEDOLA 10 2023	0	11.303	11.303
**D	IRCEC CASSETTE DIVERSIFIE	0	167.291	167.291
**D	MAAF ASSURANCES SA CHABAN DE	0	927.636	927.636
**D	AVIVA ACTIONS EURO ISR	0	529.839	529.839
**D	ASI - PROGETTO CEDOLA 12 2023	0	9.558	9.558
**D	SILVER INVESCO EURO EQUITY	0	532.509	532.509
**D	PROTEC BTP	0	12.760	12.760
**D	ASI - PROGETTO SVILUPPO ORIENT	0	78.137	78.137
**D	ARAGO	0	69.391	69.391
**D	AVIVA PATRIMOINE	0	90.994	90.994
**D	LE FINISTERE ASSURANCE	0	923	923
**D	AIM EQUITY EUROPE CANTONS	0	1.117.347	1.117.347
**D	ASI - PROGETTO AZIONE SOST	0	7.143	7.143
**D	GFA CARAIBES	0	9.542	9.542
**D	AIM EQUITY EUROPE FG	0	288.006	288.006
**D	ALLIANZ IARD MULTI-ASSETS CORE	0	426.904	426.904
**D	EQUITE SA	0	57.752	57.752
**D	AFER ACTIONS MONDE	0	374.315	374.315
**D	DIVERSIFIE ACTIONS 50-65 DU CR	0	23.874	23.874
**D	ALLIANZ RETRAITE	0	208.369	208.369
**D	ALLIANZ VIE	0	84.930	84.930
**D	AVIVA DIVERSIFIE	0	13.462	13.462
**D	ALLIANZ VIE	0	578.900	578.900
**D	ASI - PROGETTO AZIONE	0	4.750	4.750
**D	AVIVA INVESTORS CONVICTION	0	964.153	964.153
**D	PSSF - PROGETTO CEDOLA 01 2023	0	17.349	17.349
**D	AVIVA INVESTORS ACTIONS EUR	0	372.968	372.968
**D	PSSF - PROGETTO CEDOLA 02 2023	0	16.640	16.640
**D	AM S.F. - DIVERSIFIED TARGET I	0	11.916	11.916
**D	PSSF - PROGETTO CEDOLA 03 2023	0	12.233	12.233
**D	AM SF-EUR EQU OPTIMAL VOLAT	0	125.355	125.355
**D	ASI - PROGETTO CEDOLA 06 2022	0	11.673	11.673
**D	CS-INVESCO PAN EUROPEAN HIGH I	0	288.436	288.436
**D	ASI - PROGETTO CEDOLA 07 2022	0	11.671	11.671
**D	ASI - PROGETTO CEDOLA 09 2022	0	25.740	25.740

285

Pagina 37




Azionisti in delega: 4.296




LISTA ESITO DELLE VOTAZIONE
 Oggetto: Bilancio di esercizio al 31 dicembre 2021

FAVOREVOLI

Badge	Ragione Sociale	Proprio	Delega	Totale
**D	ASI - PROGETTO CEDOLA 10 2022	0	14.271	14.271
**D	AFER PATRIMOINE	0	28.567	28.567
**D	ASI - PROGETTO CEDOLA 12 2022	0	25.297	25.297
**D	ASI - PROGETTO CEDOLA 04 2024	0	9.174	9.174
**D	PSSF-PROGETTO AZIONE SOSTENIBILI	0	7.204	7.204
**D	AMUNDI TOTAL RETURN	0	31.646	31.646
**D	AFER ACTIONS EURO ISR	0	4.744.745	4.744.745
**D	AVIVA PERFORMANCE	0	22.959	22.959
**D	ASI - PROGET. SVIL.ORIENTE (II	0	33.182	33.182
**D	AVIVA INVESTORS SELECTION	0	39.948	39.948
**D	ASI - PROGETTO CEDOLA 04 2023	0	14.213	14.213
**D	AVIVA INVESTORS VALEURS	0	96.253	96.253
**D	ASI - PROGETTO CEDOLA 05 2023	0	12.258	12.258
**D	AVIVA INVEST VALORISATION	0	517.727	517.727
**D	ASI - PROGETTO CEDOLA 06 2023	0	10.396	10.396
**D	SG ACTIONS EURO	0	195.143	195.143
**D	SG ACTIONS EUROPE LARGCAP	0	36.278	36.278
**D	AFS ICAV GLOBAL MULTI ASSET	0	6.924	6.924
**D	LYXOR FTSE MIB UCITS ETF	0	9.523.771	9.523.771
**D	LYXOR MSCI EUROPE UCITS ETF	0	710.979	710.979
**D	LYXOR EURO STOXX 50 (DR) UCITS	0	8.761.471	8.761.471
**D	LSI ECOFIN TA	0	347.833	347.833
**D	ASI - PROGETTO CEDOLA 07 2023	0	6.973	6.973
**D	ENG EUROPE NUMERIC INVESTORS	0	171.000	171.000
**D	LIF-LYXOR MSCI EMU ESG	0	802.542	802.542
**D	LYX IND FD-LYXOR CORE EURO STO	0	903.382	903.382
**D	ETOILE ACTIONS RENDEMENT	0	551.446	551.446
**D	ETOILE ENERGIE EUROPE	0	4.054.120	4.054.120
**D	MULTI UNITS LUX-LYXOR CORE MSC	0	172.409	172.409
**D	ETOILE ROTATION SECTORIELLE	0	549.977	549.977
**D	MUL- LYX FTSE IT ALL CAP FIR 2	0	56.584	56.584
**D	ETOILE ACTIONS INTERNATIONALES	0	147.532	147.532
**D	AB SICAV I - LOW VOLATILITY EQ	0	572.154	572.154
**D	AB CAP FUND, INC. - AB INTERNAT	0	4.701.555	4.701.555
**D	LYXINDEX FUND - LYXOR MSCI EMU	0	1.246.013	1.246.013
**D	OFI RS EQUITY CLIMATE CHANGE	0	1.253.091	1.253.091
**D	LYXOR CORE MSCI WORLD (DR) UCI	0	1.420.000	1.420.000
**D	OFI FINANCIAL INVESTMENT-RS EU	0	267.398	267.398
**D	LYXOR MSCI EUROPE ESG LEADERS	0	1.800.000	1.800.000
**D	OFI FINANCIAL INVES-RS EURO	0	2.300.222	2.300.222
**D	SG DNCA ACTIONS EUROPE CLIM	0	821.713	821.713
**D	SG MIROVA ACTIONS MONDE CLIMAT	0	102.000	102.000
**D	OFI FUND-RS ACT4 POSITIVE ECON	0	8.961	8.961
**D	AMIF - EMU EQUITY	0	240.000	240.000
**D	SEI GLOBAL MASTER FUND PLC THE	0	113.995	113.995
**D	AB SICAV III - DYNAMIC ALL MAR	0	99.985	99.985
**D	AMIF - EUROPEAN EQUITY	0	20.610	20.610
**D	KOKUSAI EQUITY INDEX FUND	0	152.381	152.381
**D	AIF-MULTI-ASSET TEODORICO	0	265.834	265.834
**D		0	57.797	57.797

Pagina 38


Azionisti in delega: 4.296

LISTA ESITO DELLE VOTAZIONE

Oggetto: Bilancio di esercizio al 31 dicembre 2021

FAVOREVOLI

Badge	Ragione Sociale	Proprio	Delega	Totale
**D	AIF- TACTICAL PORTFOLIO INCOME	0	108.386	108.386
**D	NORTHERN LIGHTS FUND TRUST IV	0	53.829	53.829
**D	ASI - PROGETTO SV.GLOBALE II	0	449.255	449.255
**D	AB SICAV I - ALL MARKET INCOME	0	154.296	154.296
**D	MUL-LYXOR MSCI WORLD CLIMATE	0	23.973	23.973
**D	AB SICAV I - EUROZONE EQUITY P	0	2.707.059	2.707.059
**D	MUL-LYX NET ZERO 2050 SP	0	39.381	39.381
**D	AB SICAV I - EUROPEAN EQUITY P	0	1.804.591	1.804.591
**D	ASI - PROGETTO AZIONE CITTA FU	0	106.969	106.969
**D	ASI - PROGETTO AZIONE INFRAS S	0	1.001.158	1.001.158
**D	ASI PROG AZ INFRAS.T.SOSTEN. II	0	1.228.730	1.228.730
**D	PGIM ETF TRUST-PGIM QUANT SOLU	0	13.332	13.332
**D	DESTINATIONS EQUITY INCOME FUN	0	313.919	313.919
**D	AB SICAV I - LOW VOLATILITY T	0	101.837	101.837
**D	BRIDGE BUILDER INTERNATIONAL E	0	25.991.303	25.991.303
**D	ASI - PROGETTO SVILUPPO GLOBAL	0	594.556	594.556
**D	INSPIRE INTERNATIONAL ESG ETF	0	90.952	90.952
**D	AB SICAV I - EUROPE (EX UK) EQ	0	9.448	9.448
**D	BLK MAGI FUND A SERIES TRUST	0	1.270	1.270
**D	AB SICAV I - SUSTAINABLE ALL M	0	45.607	45.607
**D	SEGALL BRYANT HAMILL INTERNA	0	42	42
**D	KRANESHARES GLOBAL CARBON	0	12.002	12.002
**D	EUROPAC INTERNATIONAL DIVIDEND	0	170.000	170.000
**D	BLACKROCK GLOBAL ALLOCATION FU	0	633.970	633.970
**D	BLACKROCK ADVANTAGE GLOBAL FUN	0	160.084	160.084
**D	BLACKROCK GLOBAL ALLOCATION PO	0	4.652	4.652
**D	BLACKROCK GLOBAL ALLOCATION VI	0	184.195	184.195
**D	AB FCP I-GLOBAL VALUE PORTFOLI	0	1.825.470	1.825.470
**D	CUSTODY BANK OF JAPAN, LTD. RE	0	281.380	281.380
**D	AB FCP I - DYNAMIC DIVERSIFIED	0	10.760	10.760
**D	NUVEEN GLOBAL INVESTORS FUND	0	192.730	192.730
**D	AB CAYMAN MASTER TRUST - GLOBA	0	108.888	108.888
**D	AMUNDI SGR SPA / AMUNDI BILANCIATO PIU`	0	205.005	205.005
**D	MLC INVESTMENTS, MLC LIMITED	0	3.192.112	3.192.112
**D	PRIME SUPER	0	50.875	50.875
**D	LGIASUPER	0	455.054	455.054
**D	UBS ASSET MANAGEMENT (AUSTRALIA) LTD	0	401.082	401.082
**D	UBS (LUX) INSTITUTIONAL FUND - EQUITIES EUROPE (EX CH) PASSIVE II	0	3.470.650	3.470.650
**D	UBS (LUX) INSTITUTIONAL FUND - EQUITIES EUROPE (EX CH) PASSIVE	0	1.919.265	1.919.265
**D	MIGROS BANK (LUX) FONDS 30	0	16.398	16.398
**D	MIGROS BANK (LUX) FONDS 40 (EUR)	0	25.110	25.110
**D	MIGROS BANK (LUX) FONDS 50	0	23.009	23.009
**D	MIGROS BANK (LUX) FONDS INTERSTOCK	0	20.880	20.880
**D	UBS FUND MANAGEMENT(LUXEMBOURG) SA	0	1.345.707	1.345.707
**D	UBS (LUX) SICAV I	0	34.978	34.978
**D	UBS (LUX) STRATEGY SICAV-SYSTEMATIC - ALLOCATION PF DEFENSIVE (USD)	0	22.087	22.087
**D	UBS (LUX) STRATEGY SICAV-SYSTEMATIC - ALLOCATION PF MEDIUM (USD)	0	86.594	86.594
**D	UBS (LUX) STRATEGY SICAV SAP DYNAMIC (USD)	0	35.974	35.974
**D	UBS (LUX) KEY SELECTION SICAV - SYSTEMATIC ALLOCAT PTF EQUITY (USD)	0	65.512	65.512
**D	STRATEGY SICAV	0	67.711	67.711

Pagina 39




Azionisti in delega: 4.296

LISTA ESITO DELLE VOTAZIONE
 Oggetto: Bilancio di esercizio al 31 dicembre 2021

FAVOREVOLI

Badge	Ragione Sociale	Proprio	Delega	Totale
**D	UBS (LUX) INSTITUTIONAL SICAV EQUITIES GLOBAL (EX USA) PASSIVE	0	75.492	75.492
**D	PEC S. R. L.	0	667.500	667.500
**D	FONDATION BOTNAR	0	465.364	465.364
**D	UBS FUND MANAGEMENT (SWITZERLAND) AG.	0	136.082	136.082
**D	CREDIT SUISSE FUNDS AG	0	50.049	50.049
**D	SUNTERA RE BRIDGE 2 TRUST	0	5.100	5.100
**D	EQUIPSUPER	0	170.668	170.668
**D	MTAA SUPERANNUATION FUND	0	840.420	840.420
**D	ALLIANZ SUISSE LEBENSVERSICHERUNGS-	0	152.670	152.670
**D	CREDIT SUISSE FUNDS AG	0	99.714	99.714
**D	PLATFORM SECURITIES LLP	0	3.800.255	3.800.255
**D	SPAR NORD BANK	0	2.566.000	2.566.000
**D	ALLIANZ SUISSE LEBENS-	0	1.289.305	1.289.305
**D	BANTLEON SELECT SICAV - BANTLEON SELECT INFRASTRUCTURE	0	343.855	343.855
**D	BANTLEON SELECT SICAV - BANTLEON CHANGING WORLD	0	149.680	149.680
**D	UBS FUND MANAGEMENT (SWITZERLAND) AG.	0	2.050.874	2.050.874
**D	NORGES BANK	0	21	21
**D	GOVERNMENT OF NORWAY	0	177.755.807	177.755.807
**D	ASSET MANAGEMENT EXCHANGE UCITS CCF	0	312.140	312.140
**D	LEGAL AND GENERAL CCF	0	259.529	259.529
**D	GIC PRIVATE LIMITED	0	1.880.392	1.880.392
**D	BANK OF BOTSWANA.	0	56.827	56.827
**D	THE PUBLIC INSTITUTION FOR SOCIAL SECURITY	0	1.622.435	1.622.435
**D	GENERAL ORGANISATION FOR SOCIAL INSURANCE	0	1.914.495	1.914.495
**D	GENERAL ORGANISATION FOR SOCIAL INSURANCE	0	3.630.385	3.630.385
**D	INTER-AMERICAN DEVELOPMENT BANK STAFF RETIREMENT FUND	0	261.838	261.838
**D	INTERNATIONAL MONETARY FUND RETIRED STAFF BENEFITS INVESTMENT ACCOUNT	0	69.007	69.007
**D	INTER-AMERICAN DEVELOPMENT BANK POST-RETIREMENT BENEFITS FUND	0	120.379	120.379
**D	WHEELS COMMON INVESTMENT FUND.	0	23.965	23.965
**D	THE CBF CHURCH OF ENGLAND INVESTMENT FUND	0	948.103	948.103
**D	STICHTING BEDRIJFSTAKPENSIOENFONDS VOOR DE DETAILHANDEL	0	3.615.486	3.615.486
**D	ANDRA AP-FONDEN	0	1.023.799	1.023.799
**D	LEGAL & GENERAL FUTURE WORLD ESG EUROPE EX UK INDEX FUND	0	31.820	31.820
**D	ABERDEEN STANDARD ACS I	0	331.661	331.661
**D	CIVIL AVIATION AUTHORITY PENSION SCHEME	0	14.834	14.834
**D	PERMANENT FUND INVESTMENTS LLC	0	107.129	107.129
**D	THE BOARD OF THE PENSION PROTECTION FUND RENAISSANCE	0	27.773	27.773
**D	SHELBY COUNTY OPEB TRUST	0	29.006	29.006
**D	NTGI - OM COMMON DAILY ALL COUNTRY WORLD EX-US EQUITY INDEX	0	403.163	403.163
**D	NTGI-OM COMMON DAILY EAFE INDEX FUND - LENDING	0	401.326	401.326
**D	BAE SYSTEMS PENSION FUNDS COMMON INVESTMENT FUND	0	3.370.192	3.370.192
**D	DANAHER CORPORATION RETIREMENT PLAN MASTER TRUST	0	592.504	592.504
**D	CSAA INSURANCE EXCHANGE	0	35.533	35.533
**D	CITY OF PHILADELPHIA PUBLIC EMPLOYEES RETIREMENT SYSTEM	0	1.002.346	1.002.346
**D	EMPLOYEES RETIREMENT FUND OF THE CITY OF DALLAS.	0	47.871	47.871
**D	FRESNO COUNTY EMPLOYEES' RETIREMENT ASSOCIATION.	0	182.585	182.585
**D	1199 SEIU HEALTH CARE EMPLOYEES PENSION FUND	0	1.906.647	1.906.647
**D	1199 SEIU GREATER NEW YORK PENSION FUND	0	267.243	267.243
**D	1199 SEIU HOME CARE EMPLOYEES PENSION FUND	0	71.074	71.074
**D	IBM DIVERSIFIED GLOBAL EQUITY FUND	0	130.216	130.216

Azionisti in delega: 4.296

Pagina 49


Assemblea Ordinaria del 19 maggio 2022

LISTA ESITO DELLE VOTAZIONE
 Oggetto: Bilancio di esercizio al 31 dicembre 2021

FAVOREVOLI

Badge	Ragione Sociale	Proprio	Delega	Totale
**D	NEW IRELAND ASSURANCE COMPANY PLC.	0	4.949.540	4.949.540
**D	ELO MUTUAL PENSION INSURANCE COMPANY ELO MUTUAL PENSION INSURANCE COMPANY	0	1.362.958	1.362.958
**D	MERCER PASSIVE SUSTAINABLE INTERNATIONAL SHARES FUND	0	48.292	48.292
**D	INSURANCE COMMISSION OF WESTERN AUSTRALIA	0	1.186.698	1.186.698
**D	STICHTING HEINEKEN PENSIOENFONDS	0	117.873	117.873
**D	STICHTING PENSIOENFONDS SAGITTARIUS	0	225.443	225.443
**D	STICHTING PENSIOENFONDS VAN DE METALEKTRO (PME)	0	2.740.294	2.740.294
**D	TREDJE AP-FONDEN	0	5.826.199	5.826.199
**D	PUBLIC EMPLOYEES RETIREMENT ASSOCIATION OF COLORADO	0	7.598.962	7.598.962
**D	DOW RETIREMENT GROUP TRUST	0	574.724	574.724
**D	FUTURE FUND BOARD OF GUARDIANS FOR AND ON BEHALF OF FUTURE F.	0	961.342	961.342
**D	FUTURE FUND BOARD OF GUARDIANS FOR AND ON BEHALF OF THE MEDI	0	106.025	106.025
**D	FUTURE FUND BOARD OF GUARDIANS FOR AND ON BEHALF OF THE MEDI	0	83.907	83.907
**D	MRF INVESTMENT COMPANY NO. 2 FTY LTD.	0	901.026	901.026
**D	NORTHERN TRUST UCITS COMMON CONTRACTUAL FUND	0	4.487.311	4.487.311
**D	COMMONWEALTH GLOBAL INFRASTRUCTURE SECURITIES FUND 1.	0	3.839.543	3.839.543
**D	MUNICIPAL EMPLOYEES' ANNUITY AND BENEFIT FUND OF CHICAGO	0	58.126	58.126
**D	UNITED NATIONS RELIEF AND WORKS AGENCY FOR PALESTINE REFUGEE	0	42.874	42.874
**D	TM CRESSWELL FUND	0	29.274	29.274
**D	THOMAS L. WALTON FAMILY TRUST UAD 03/19/13	0	89.148	89.148
**D	THE GULLAND FUND	0	9.275	9.275
**D	JCW 1987 ARTICLE II DESC TRUST FBO TLW	0	3.451	3.451
**D	OS INVESTORS INTERNATIONAL EQUITY DBI CIT	0	14.492	14.492
**D	S. ROBSON WALTON 2010 TRUST	0	82.075	82.075
**D	NATWEST TRUSTEE AND DEPOSITARY SERVICES LIMITED AS TRUSTEE O	0	6.070.880	6.070.880
**D	S. ROBSON WALTON 2009 GRAT NO. 4 ARTICLE II TRUST	0	41.400	41.400
**D	BLACKROCK RUSSELL 1000 VALUE INDEX FUND	0	2.229	2.229
**D	LAZARD/WILMINGTON INTL EQUITY PORT	0	882.614	882.614
**D	STEUART L. WALTON FAMILY TRUST UAD 3/19/13	0	114.503	114.503
**D	XPO LOGISTICS RETIREMENT MASTER TRUST	0	68.978	68.978
**D	THE AVI CHAI FOUNDATION	0	12.260	12.260
**D	ALUMBRA INNOVATIONS FOUNDATION	0	20.613	20.613
**D	ALICE A PROIETTI FAMILY TRUST UAD 09/27/13	0	14.146	14.146
**D	TRUST UNDER EXECUTIVE BENEFIT PLAN(S) FOR CERTAIN BELLSOUTH	0	13.109	13.109
**D	BELLSOUTH CORPORATION TRUST UNDER EXECUTIVE BENEFIT PLAN(S)	0	2.923	2.923
**D	BELLSOUTH TELECOMMUNICATIONS INC. TRUST UNDER EXECUTIVE BENE	0	205.834	205.834
**D	BELLSOUTH CORPORATE TRUST UNDER EXECUTIVE BENEFIT PLAN(S)	0	22.291	22.291
**D	MASTER TRUST FOR CERTAIN TAX-QUALIFIED BECHTEL RETIREMENT PLANS	0	156.050	156.050
**D	OAKLAND COUNTY VERA	0	109.517	109.517
**D	OAKLAND COUNTY EMPLOYERS RETIREMENT SYSTEM	0	48.503	48.503
**D	IMPACTASSETS INC	0	71.291	71.291
**D	PFIZER INC. MASTER TRUST	0	1.666.825	1.666.825
**D	NTGI-QM COMMON DAILY ALL COUNTRY WORLD EX-US INVESTABLE MARKET INDEX FUND - NON LENDING	0	285.724	285.724
**D	PRESBYTERIAN CHURCH (USA) FOUNDATION	0	222.048	222.048
**D	THE NEMOURS FOUNDATION PENSION PLAN	0	25.542	25.542
**D	NEMOURS FOUNDATION	0	8.487	8.487
**D	MICHIGAN CATHOLIC CONFERENCE	0	86.417	86.417
**D	SCARP FUND	0	56.764	56.764
**D	CP BALANCED FUND	0	43.243	43.243
**D	CATERPILLAR INVESTMENT TRUST.	0	677.313	677.313

Azionisti in delega: 4.296

Pagina 41




LISTA ESITO DELLE VOTAZIONE
 Oggetto: Bilancio di esercizio al 31 dicembre 2021

FAVOREVOLI

Badge	Ragione Sociale	Proprio	Delega	Totale
**D	EMPLOYEES' RETIREMENT PLAN OF THE DIOCESE OF ARLINGTON	0	11.480	11.480
**D	CHICAGO TRANSIT AUTHORITY RETIREE HEALTHCARE TRUST	0	104.406	104.406
**D	ESSENTIA HEALTH	0	24.229	24.229
**D	JOSHUA GREEN CORPORATION	0	27.660	27.660
**D	GULF INTERNATIONAL BANK (UK) LIMITED	0	10.370	10.370
**D	HALLIBURTON COMPANY EMPLOYEE BENEFIT MASTER TRUST	0	786.278	786.278
**D	NTGI-QM COMMON DAILY SAFE INDEX FUND - NON LENDING	0	1.240.483	1.240.483
**D	THE MEDICAL AND DENTAL DEFENCE UNION OF SCOTLAND	0	48.586	48.586
**D	THE BOARD OF THE PENSION PROTECTION FUND RENAISSANCE	0	561.893	561.893
**D	KBI GLOBAL INVESTMENT FUND	0	98.639	98.639
**D	HONG KONG SPECIAL ADMINISTRATIVE REGION GOVERNMENT EXCHANGE	0	7.809.786	7.809.786
**D	HOSPITAL AUTHORITY PROVIDENT FUND SCHEME	0	67.579	67.579
**D	BEAT DRUGS FUND ASSOCIATION	0	10.589	10.589
**D	FCM INTERNATIONAL LLC	0	22.820	22.820
**D	CAUSEWAY MULTI-FUND LLC- INTERNATIONAL VALUE INSTITUTIONAL SE	0	1.927.271	1.927.271
**D	CBRE CLARION REAL ASSET LONG/SHORT FUNDLF	0	5.510	5.510
**D	MALACHITE 35 TRUST	0	13.743	13.743
**D	AVALON PORTFOLIO II LLC	0	43.257	43.257
**D	801 INVESTMENTS LLC	0	5.001	5.001
**D	MS FUND LP	0	60.534	60.534
**D	SILVER GROWTH FUND LP	0	206.086	206.086
**D	MFC INTERNATIONAL FUND LLC	0	16.237	16.237
**D	VIRGINIA C. MARS REVOCABLE TRUST DATED AUGUST 6 1991	0	17.371	17.371
**D	GLOBAL BOND FUND WACROSSE INC	0	2.917	2.917
**D	WAM INVESTMENTS LLC	0	397.687	397.687
**D	V-SQUARE QUANTITATIVE MANAGEMENT LLC	0	8.670	8.670
**D	SIM GLOBAL BALANCED TRUST	0	870	870
**D	THYSEN GLOBAL INVESTMENTS CORP	0	3.716	3.716
**D	LONGVIEW INTERNATIONAL VALUE EQUITY COLLECTIVE FUND LONGVIEW INTERNATIONAL VALUE EQUITY COLLECTIVE FUND	0	6.551	6.551
**D	ATIVO INTERNATIONAL EQUITY FUND LP	0	169.140	169.140
**D	MONDRIAN INTERNATIONAL EQUITY ESG FUND L.P	0	68.170	68.170
**D	SLW PORTFOLIO LLC	0	458.319	458.319
**D	BERNSTEIN TAX-MANAGED GLOBAL STYLE BLEND SERIES	0	19.592	19.592
**D	STATES OF GUERNSEY ACTING BY AND THROUGH THE POLICY AND RESO	0	120.310	120.310
**D	SENTINEL INTERNATIONAL TRUST	0	7.551	7.551
**D	SENTINEL INTERNATIONAL FUND	0	79.545	79.545
**D	MONDRIAN INTERNATIONAL EQUITY FOCUSED FUND L.P..	0	14.465	14.465
**D	MONDRIAN GLOBAL EQUITY ESG FUND LP	0	112.244	112.244
**D	NELKE PARTNERSHIP C/O NORTHERN TRUST COMPANY MANAGER	0	9.433	9.433
**D	PRO-GEN INVESTMENTS LLC	0	12.132	12.132
**D	CINDY SPRINGS LLC	0	14.591	14.591
**D	RDM LIQUID LLC	0	284.536	284.536
**D	P3-EQ LLC	0	146.024	146.024
**D	OMEGA FFIP LIMITED PARTNERSHIP..	0	9.888	9.888
**D	INTERNATIONAL EQUITY FUND LLC	0	33.136	33.136
**D	MONDRIAN GLOBAL ALL COUNTRIES WORLD EQUITY FUND LP.	0	123.043	123.043
**D	MACKENZIE GLOBAL ENVIRONMENTAL EQUITY MASTER FUND (CAYMAN) L	0	778.566	778.566
**D	STATES OF GUERNSEY ACTING BY AND THROUGH THE POLICY AND RESO	0	67.500	67.500
**D	INTERNATIONAL EXPATRIATE BENEFIT MASTER TRUST	0	204.462	204.462
**D		0	37.673	37.673

290

Pagina 42


Azionisti in delega: 4.296




LISTA ESITO DELLE VOTAZIONE

Oggetto: Bilancio di esercizio al 31 dicembre 2021

FAVOREVOLI

Badge	Ragione Sociale	Proprio	Delega	Totale
**D	HASIAM FAMILY INVESTMENT PARTNERSHIP C/O HF CAPITAL	0	3.696	3.696
**D	MF INTERNATIONAL FUND LLC	0	15.300	15.300
**D	LTV INVESTMENTS LLC	0	410.133	410.133
**D	LEHMAN-STAMM FAMILY PARTNERS LLC LEHMAN-STAMM FAMILY PARTNERS LLC	0	2.670	2.670
**D	LEGAL & GENERAL MSCI EAFE FUND LLC	0	688.651	688.651
**D	RYDER COURT GLOBAL OPPORTUNITIES FUND (DST)	0	175.524	175.524
**D	GEORGE SWITHIN RODDIS BRADBURY	0	4.206	4.206
**D	GEORGE SWITHIN RODDIS BRADBURY	0	12.627	12.627
**D	FIDDLER PARTNERS LLC	0	3.119	3.119
**D	EVA VALLEY MAI LLC.	0	53.499	53.499
**D	FUNDO DE PENSOES.	0	77.212	77.212
**D	FOURTH AVENUE INVESTMENT COMPANY	0	44.768	44.768
**D	FOURTH AVENUE PRINDLE BRADBURY	0	4.824	4.824
**D	DAVID HAROLD PRINDLE BRADBURY	0	47.720	47.720
**D	DELFINCO LP	0	12.629	12.629
**D	DAVID HAROLD PRINDLE BRADBURY	0	18.422	18.422
**D	DYNASTY INVEST LTD	0	31.110	31.110
**D	DILLON MARKETABLE SECURITIES COMMON TRUST FUND C/O KESWICK MANAGEMENT	0	11.494	11.494
**D	DILLON MARKETABLE SECURITIES COMMON TRUST FUND C/O KESWICK MANAGEMENT	0	159.857	159.857
**D	DFI LP EQUITY (PASSIVE	0	3.325	3.325
**D	CARNELIAN INVESTMENT MANAGEMENT LLC	0	8.700	8.700
**D	CARROLL AVENUE PARTNERS LLC	0	3.484	3.484
**D	BETTER BE GOOD LLC.	0	121.888	121.888
**D	CHCP GLOBAL SECURITIES LP	0	53.099	53.099
**D	OHANA HOLDINGS LLC	0	729.181	729.181
**D	PROVIDENCE ST. JOSEPH HEALTH LONG TERM PORTFOLIO	0	9.397	9.397
**D	K INVESTMENTS SH LIMITED.	0	591.187	591.187
**D	LEGAL & GENERAL DEVELOPED MULTI-FACTOR SL FUND LLC	0	362.687	362.687
**D	LEGAL & GENERAL MSCI EAFE SL FUND LLC	0	270.197	270.197
**D	GOVERNMENT OF GUAM RETIREMENT FUND	0	193.507	193.507
**D	PZENA GLOBAL VALUE FUND 2 DST.	0	20.724	20.724
**D	PZENA INTERNATIONAL EX-US FOCUSED VALUE FUND DST A SERIES O	0	134.996	134.996
**D	PZENA VALUE TRUST	0	179.043	179.043
**D	NTCC COLLECTIVE FUNDS FOR GRANTOR TRUST	0	32.599	32.599
**D	SANFORD C. BERNSTEIN & CO DBT INTERNATIONAL VALUE	0	293.829	293.829
**D	BERNSTEIN GLOBAL STYLE BLEND SERIES	0	415.303	415.303
**D	UNITED NATIONS JOINT STAFF PENSION FUND	0	15.018.448	15.018.448
**D	INTERNATIONAL MONETARY FUND STAFF RETIREMENT PLAN	0	4.116.338	4.116.338
**D	MONDRIAN GLOBAL EQUITY FUND L.P.	0	1.646.690	1.646.690
**D	MONDRIAN INTERNATIONAL EQUITY FUND L.P.	0	525.411	525.411
**D	MONDRIAN ALL COUNTRIES WORLD EX-US EQUITY FUND LP.	0	25.000	25.000
**D	NATIONAL COUNCIL FOR SOCIAL SECURITY FUND PRC	0	6.677	6.677
**D	NATIONAL COUNCIL FOR SOCIAL SECURITY FUND PRC	0	49.269	49.269
**D	INDO ALT INVEST - TWINS GROWTH	0	483.242	483.242
**D	AMUNDI SIF GLOBAL ETHICAL EQUITIES	0	43.158	43.158
**D	CORDIUS WORLD EQUITIES QUALITY	0	522.584	522.584
**D	INDOSUEZ EUROPE VALUE	0	2.974.768	2.974.768
**D	INDOSUEZ EUROPE VALUE	0	26.375	26.375
**D	CHEVRON UK PENSION PLAN	0	5.938	5.938
**D	SEYOND EUROPE MINVOL	0		
**D	MINEMWORKERS' PENSION SCHEME	0		
**D	VF (IUX) - VALIANT EUROPE EQUITIES	0		
**D	LOF TARGETNETZERO GLOBAL EQUITY	0		

Azionisti in delega: 4.296

Pagina 43




LISTA ESITO DELLE VOTAZIONE
 Oggetto: Bilancio di esercizio al 31 dicembre 2021

FAVOREVOLI

Badge	Ragione Sociale	Proprio	Delega	Totale
**D	AURISK ALLIANCEBERNSTEIN GLOBAL EQUITIES	0	23.340	23.340
**D	FIDELITY INVESTMENT TRUST: FIDELITY INTERNATIONAL VALUE FUND	0	833.600	833.600
**D	FIDELITY SALEM STREET TRUST: FIDELITY INTERNATIONAL SUSTAINABILITY IND EX FUND	0	270.885	270.885
**D	LO FUNDS - ALL ROADS	0	397.001	397.001
**D	FIDELITY SALEM STREET TRUST: FIDELITY FLEX INTERNATIONAL INDEX FUND	0	437.537	437.537
**D	SEYOND EUROPE MARKET NEUTRAL	0	3.182	3.182
**D	FIDELITY SALEM STREET TRUST: FIDELITY SERIES GLOBAL EX U.S. INDEX FUND	0	10.267.448	10.267.448
**D	LOF TARGETNETZERO EUROPE EQUITY	0	55.092	55.092
**D	FIDELITY INVESTMENT TRUST: FIDELITY INFRASTRUCTURE FUND	0	280.000	280.000
**D	IMGP - SUSTAINABLE EUROPE	0	1.293.479	1.293.479
**D	AMPERSAND INVESTMENTS LIMITED	0	38.531	38.531
**D	LUXCELLENCE-HELVETIA EUROP EQUITY	0	150.000	150.000
**D	ASSET RISK CONSULTANTS LIMITED-RE AMSONIA LIMITED	0	20.543	20.543
**D	LO FUNDS - ALL ROADS CONSERVATIVE	0	25.569	25.569
**D	CWA IMPACT INC.	0	883.360	883.360
**D	DNB FUND - RENEWABLE ENERGY	0	3.792.613	3.792.613
**D	PRIVILEGE - JP MORGAN PAN EUROPEAN FLEXIBLE EQUITY	0	246.615	246.615
**D	G FUND - TOTAL RETURN ALL CAP EUROPE	0	489.255	489.255
**D	HAGFORS LIMITED THE R&H TRUST COMPANY LTD	0	67.709	67.709
**D	LO FUNDS - ALL ROADS GROWTH	0	159.187	159.187
**D	STATE UNIVERSITIES RETIREMENT SYSTEM	0	3.017.843	3.017.843
**D	AMUNDI MSCI EUROPE ESG LEADERS SELECT	0	137.498	137.498
**D	AMUNDI EURO STOXX 50	0	6.148.894	6.148.894
**D	AMUNDI MSCI EUROPE	0	2.460.722	2.460.722
**D	AMUNDI MSCI WORLD ESG LEADERS SELECT	0	163.860	163.860
**D	AMUNDI MSCI WORLD	0	4.264.000	4.264.000
**D	MERCER DIVERSIFIED ALTERNATIVES FUND	0	409.008	409.008
**D	AMUNDI MSCI EUROPE CLIMATE PARIS ALIGNED PAB	0	5.851	5.851
**D	LORD MAYOR'S CHARITABLE FOUNDATION	0	5.839	5.839
**D	AMUNDI FUNDS GLOBAL EQUITY TARGET INCOME	0	2.593.196	2.593.196
**D	MORRISON & CO HIGH CONVICTION INFRASTRUCTURE FUND	0	3.647	3.647
**D	AMUNDI FUNDS EURO MULTI-ASSET TARGET INC	0	233.105	233.105
**D	GOVERNMENT EMPLOYEES SUPERANNUATION BOARD.	0	2.408.362	2.408.362
**D	AMUNDI MSCI EUROPE EX UK	0	5.492	5.492
**D	AMUNDI MSCI EMU ESG UNIVERSAL SELECT	0	73.497	73.497
**D	SUPERANNUATION FUNDS MANAGEMENT CORPORATION OF SOUTH AUSTRAL	0	52.544	52.544
**D	AMUNDI FUNDS EQUITY EURO RISK PARITY	0	600.787	600.787
**D	QIC INTERNATIONAL EQUITIES FUND	0	89.098	89.098
**D	AMUNDI FUNDS MULTI ASSET CONSERVATIVE	0	88.032	88.032
**D	CPR INVEST-EUROPE SPECIAL SITUATIONS	0	123.792	123.792
**D	PZENA GLOBAL FOCUSED VALUE FUND	0	76.224	76.224
**D	ENERGY INVESTMENT FUND	0	22.769	22.769
**D	AMUNDI INDEX SOLUTIONS - AMUNDI PRIME EUROPE	0	18.733	18.733
**D	AMUNDI MSCI WORLD CLIMATE PARIS ALLG PAB	0	44.737	44.737
**D	QIC LISTED EQUITIES FUND	0	115.157	115.157
**D	AMUNDI INDEX EQUITY GLOBAL MULTI SMART ALLOCATION SCIENTIFIC BETA	0	1.331	1.331
**D	NT WORLD GREEN TRANSITION INDEX FUND	0	8.270	8.270
**D	AMUNDI FUNDS EUROPEAN EQUITY TARGET INCO	0	2.662.847	2.662.847
**D	CPR INVEST - FUTUR CITIES	0	196.104	196.104
**D	SARASIN RESPONSIBLE GLOBAL EQUITY	0	1.283.377	1.283.377

292

Azionisti in delega: 4.296




Pagina 44



LISTA ESITO DELLE VOTAZIONE

Oggetto: Bilancio di esercizio al 31 dicembre 2021

FAVOREVOLI

Badge	Ragione Sociale	Proprio	Delega	Totale
**D	AMUNDI MSCI EUROPE ESG UNIVERSAL SELECT	0	6.587	6.587
**D	SARASIN GLOBAL HIGHER DIVIDEND.	0	2.761.842	2.761.842
**D	AMUNDI MSCI WORLD ESG UNIVERSAL SELECT	0	918	918
**D	UNIVERSITY OF WASHINGTON	0	36.070	36.070
**D	AMUNDI FUNDS - EUROPEAN EQUITY DYNAMIC MULTI FACTORS	0	68.592	68.592
**D	THE TRUSTEES OF THE HENRY SMITH CHARITY	0	201.009	201.009
**D	AMUNDI FUNDS DYNAMIC MULTI FACTORS GLOBAL EQUITY - EUROPE	0	17.889	17.889
**D	THE LAURIE M. TISCH FOUNDATION INC	0	35.101	35.101
**D	AMUNDI PRIME EUROZONE	0	110.505	110.505
**D	HRW TESTAMENTARY TRUST NO 1.	0	70.769	70.769
**D	AMUNDI MSCI EMU ESG LEADERS SELECT	0	8.835.274	8.835.274
**D	HRW TESTAMENTARY TRUST NO 3.	0	48.759	48.759
**D	AMUNDI MSCI EUROPE CLIMATE TRANSIT CTB	0	33.474	33.474
**D	HRW TESTAMENTARY TRUST NO 6.	0	10.029	10.029
**D	AMUNDI FDS GLOBAL MULTI-ASSET TARGET INC	0	130.102	130.102
**D	HRW TESTAMENTARY TRUST NO 4.	0	32.492	32.492
**D	AMUNDI INDEX SOLUTIONS - AMUNDI PRIME GLOBAL	0	77.043	77.043
**D	W. K. KELLOGG FOUNDATION TRUST	0	22.437	22.437
**D	AMUNDI FDS GLOB MULTI-ASSET CONSERVATIVE	0	674.354	674.354
**D	HRW TESTAMENTARY TRUST NO. 11.	0	53.127	53.127
**D	AMUNDI FUNDS - EUROPEAN EQUITY RISK PARITY	0	71.884	71.884
**D	HRW TRUST NO 1 UAD 01/17/03.	0	69.551	69.551
**D	AMUNDI FUNDS REAL ASSETS TARGET INCOME	0	350.000	350.000
**D	HRW TESTAMENTARY TRUST NO. 10.	0	51.879	51.879
**D	AMUNDI INDEX MSCI EUROPE	0	2.235.621	2.235.621
**D	HRW TRUST NO 2 UAD 01/17/03.	0	46.269	46.269
**D	AMUNDI MSCI WORLD CLIMATE TRANSITION CTB	0	290.020	290.020
**D	JOHN T WALTON FAMILY TRUST.	0	776.120	776.120
**D	AMUNDI FUNDS GLOBAL MULTI-ASSET	0	176.010	176.010
**D	ZOMA FOUNDATION	0	96.154	96.154
**D	AMUNDI INDEX MSCI WORLD	0	10	10
**D	CANDRIAM L MULTI ASSET INCOME AND GROWTH	0	86.108	86.108
**D	HRW TRUST NO 3 UAD 01/17/03.	0	39.490	39.490
**D	CANDRIAM L MULTI ASSET INCOME	0	142.471	142.471
**D	HRW TESTAMENTARY TRUST NO. 12.	0	65.493	65.493
**D	CLEOME INDEX - EUROPE EQUITIES	0	814.259	814.259
**D	HRW TESTAMENTARY TRUST NO 5.	0	32.649	32.649
**D	CLEOME INDEX - WORLD EQUITIES	0	22.412	22.412
**D	HRW TRUST NO 4 UAD 01/17/03.	0	33.778	33.778
**D	CLEOME INDEX - EMU EQUITIES	0	333.602	333.602
**D	HRW TESTAMENTARY TRUST NO. 7.	0	54.593	54.593
**D	HRW TESTAMENTARY TRUST NO 2.	0	32.139	32.139
**D	MIROVA FUNDS - MIROVA GLOBAL CLIMATE AMBITION EQUITY FUND	0	10.397	10.397
**D	MIROVA EUROPE CARBON NEUTRAL EQUITY FUND	0	55.105	55.105
**D	HRW TESTAMENTARY TRUST NO. 8.	0	26.066	26.066
**D	CENTRAL BANK OF IRELAND	0	56.425	56.425
**D	HRW TESTAMENTARY TRUST NO. 9.	0	46.017	46.017
**D	BBVA GLOBAL FUNDS-OLIVO FUND	0	43.000	43.000
**D	ARVEST FOUNDATION	0	1.551	1.551
**D	BBVA DURB INTL TABA DE INV	0	7.750	7.750

Azionisti in delega: 4.296

Pagina 45

LISTA ESITO DELLE VOTAZIONE

Oggetto: Bilancio di esercizio al 31 dicembre 2021

FAVOREVOLI

Badge	Ragione Sociale	Proprio	Delega	Totale
**D	GUIDESTONE FUNDS INTERNATIONAL EQUITY FUND	0	72.203	72.203
**D	BVA DURB INTL EUROPEAN EQUITY FUND	0	60.358	60.358
**D	ACTIVE M INTERNATIONAL EQUITY FUND	0	546.009	546.009
**D	EDMOND DE ROTHSCHILD FUND EURO CORE	0	388.300	388.300
**D	NORTHERN FUNDS - INTERNATIONAL EQUITY INDEX FUND	0	2.393.622	2.393.622
**D	EDR FUND II - INCOME 2024	0	74.955	74.955
**D	EDMOND DE ROTHSCHILD FUND INCOME EUROPE	0	363.430	363.430
**D	NATIONAL RAILROAD RETIREMENT INVESTMENT TRUST	0	4.826.425	4.826.425
**D	MAAF VIE ACTIF GENERAL	0	996.800	996.800
**D	GGVIE PREFON RETRAITE A	0	632.260	632.260
**D	MMA IARD	0	977.396	977.396
**D	S. ROBSON WALTON 1999 CHILDRENS TRUST	0	22.740	22.740
**D	GMF ASSURANCES	0	661.388	661.388
**D	COVEA PROTECTION JURIDIQUE	0	87.820	87.820
**D	NORTHERN MULTI MANAGER GLOBAL LISTED INFRASTRUCTURE FUND	0	2.096.696	2.096.696
**D	BPCE IARD	0	64.684	64.684
**D	NTCC COLLECTIVE FUNDS FOR EMPLOYEE BENEFIT TRUSTS	0	1.515.180	1.515.180
**D	GMF VIE D	0	2.139.012	2.139.012
**D	NORTHERN TRUST GLOBAL INVESTMENTS COLLECTIVE FUNDS TRUST	0	18.172.222	18.172.222
**D	MAAF SANTE	0	29.139	29.139
**D	LA SAUVEGARDE	0	36.792	36.792
**D	CRAMA LOIRE BRETAGNE ACTIONS	0	82.192	82.192
**D	PHILLIPS 66 RETIREMENT PLAN TRUST	0	258.610	258.610
**D	FIDELIA ASSISTANCE	0	11.992	11.992
**D	THE OENKE FUND	0	22.192	22.192
**D	LBP PREVOYANCE GENERAL	0	160.000	160.000
**D	NORTHERN GLOBAL SUSTAINABILITY INDEX FUND	0	390.212	390.212
**D	APSA-SRI ABSOL RETURN MULTI-ASSETS N1	0	6.997	6.997
**D	NATWEST TRUSTEE AND DEPOSITARY SERVICES LIMITED AS TRUSTEE O	0	40.020	40.020
**D	MANDAT ACTION HGAM	0	606.528	606.528
**D	GANNETT RETIREMENT PLAN	0	125.469	125.469
**D	APSA-SRI ABSOL RETURN MULTI-ASSETS N2	0	869	869
**D	FORD MOTOR COMPANY DEFINED BENEFIT MASTER TRUST..	0	104.749	104.749
**D	050..ONDEO	0	8.563	8.563
**D	EXELON FITZPATRICK QUALIFIED FUND	0	37.719	37.719
**D	PV4..CAPIPOSTE PROROG	0	146.000	146.000
**D	DOMINION ENERGY INC. DEFINED BENEFIT MASTER TRUST	0	540.043	540.043
**D	EVA..PERP ECUR. EN EUROS	0	43.776	43.776
**D	PV3 PEP	0	473.000	473.000
**D	SARASIN GLOBAL DIVIDEND	0	960.504	960.504
**D	EMERSON ELECTRIC CO. RETIREMENT MASTER TRUST	0	481.693	481.693
**D	270..POSTE AVENIR	0	10.750.000	10.750.000
**D	ROBECO CAVAMAC ACTIONS INT. EU	0	46.770	46.770
**D	ACORN 1998 TRUST.	0	7.401	7.401
**D	AEMA OBJECTIF NEUTRE CARBONE 2050	0	66.123	66.123
**D	DIVERSIFICATION FUND ICVC	0	8.920	8.920
**D	OFI AF DYNAMIQUE	0	48.425	48.425
**D	DIVERSIFICATION FUND ICVC	0	3.823	3.823
**D	GFM2A	0	61.764	61.764
**D	DELPHI	0	3.600	3.600

Azionisti in delega: 4.296

Pagina 46

LISTA ESITO DELLE VOTAZIONI

Oggetto: Bilancio di esercizio al 31 dicembre 2021

FAVOREVOLI

Badge	Ragione Sociale	Proprio	Delega	Totale
**D	NORTHERN FUNDS INTERNATIONAL GROWTH EQUITY FUND.	0	74.826	74.826
**D	CYSTIC FIBROSIS FOUNDATION	0	211.482	211.482
**D	FCP GROUPAMA GRAND EST	0	35.348	35.348
**D	COMCORDE 96 (ACTION EURO)	0	72.502	72.502
**D	COMBUSTION ENGINEERING 524(G) ASBESTOS PI TRUST	0	20.891	20.891
**D	CATERPILLAR INC. MASTER RETIREMENT TRUST	0	890.551	890.551
**D	ROMACO SICAV	0	7.165	7.165
**D	CAVEC GROUPAMA DIVERSIFIE	0	390.275	390.275
**D	GROUPAMA CR ACTIONS MONDE	0	17.430	17.430
**D	THE MOTOROLA PENSION SCHEME.	0	112.820	112.820
**D	HONEYWELL SAVINGS AND OWNERSHIP PLAN MASTER TRUST	0	106.550	106.550
**D	LA GRENOUILLE	0	28.007	28.007
**D	EPEPARGNE 2 DIVERSIFIE	0	86.933	86.933
**D	JCW 1987 ARTICLE II DESC TRUST FBO AAP	0	2.829	2.829
**D	CELISADEL	0	13.773	13.773
**D	MICHIGAN CATHOLIC CONFERENCE MASTER PENSION TRUST	0	173.851	173.851
**D	ARIA	0	11.468	11.468
**D	DOUCE FAMILLE	0	5.457	5.457
**D	THE MAZENER FUND	0	141.483	141.483
**D	MG INVEST	0	6.737	6.737
**D	CNP ASS. NAM ACT. EUR.	0	221.586	221.586
**D	LOCKHEED MARTIN CORPORATION MASTER RETIREMENT TRUST..	0	1.468.358	1.468.358
**D	ALLOCATION INVEST EQUITY CORE	0	267.150	267.150
**D	JCW 1987 ARTICLE II DESC TRUST FBO JMW DTD 1/1/2012	0	3.524	3.524
**D	JCW 1987 ARTICLE II DESC TRUST FBO SLW	0	3.074	3.074
**D	OPFT	0	18.500	18.500
**D	JTW TRUST NO. 5 UAD 9/19/02.	0	20.482	20.482
**D	VILLIERS DIAPASON	0	191.014	191.014
**D	AA NATIXIS ACTIONS MIN VAR	0	677.644	677.644
**D	THE JUNIPER FUND	0	653.692	653.692
**D	JTW TRUST NO. 2 UAD 9/19/02.	0	37.736	37.736
**D	RL PREVYOANCE (ACTIONS EUROPE)	0	78.398	78.398
**D	APV	0	2.287	2.287
**D	JTW TRUST NO. 4 UAD 9/19/02.	0	43.665	43.665
**D	ECUREUIL PROFIL 90 ACTIONS EUR	0	871.626	871.626
**D	JTW TRUST NO. 1 UAD 9/19/02.	0	25.713	25.713
**D	CALIFORNIA 09	0	7.601	7.601
**D	JTW TRUST NO. 3 UAD 9/19/02.	0	44.560	44.560
**D	ADVIT ACT EU	0	198.000	198.000
**D	SARASIN MULTI ASSET - STRATEGIC	0	255.853	255.853
**D	FACABE	0	15.000	15.000
**D	RETIREMENT PENSION PLAN OF THE BOARD OF PUBLIC UTILITIES OF	0	158.420	158.420
**D	FDJA 86 FCP	0	4.413	4.413
**D	JOHCM INTERNATIONAL OPPORTUNITIES FUND.	0	13.437	13.437
**D	NEMAUSUS	0	6.528	6.528
**D	SARASIN THEMATIC GLOBAL EQUITY	0	2.033.733	2.033.733
**D	FCP AAE MG	0	57.513	57.513
**D	PROVIDENCE HEALTH & SERVICES AND SWEDISH HEALTH	0	22.698	22.698
**D	BANASSAT INVEST	0	2.534	2.534
**D	DAUGHTERS OF CHARITY OF ST. VINCENT DE PAUL PROVINCE OF THE WEST	0	18.103	18.103

Azionisti in delega: 4.296

Pagina 47




LISTA ESITO DELLE VOTAZIONE
 Oggetto: Bilancio di esercizio al 31 dicembre 2021

FAVOREVOLI

Badge	Ragione Sociale	Proprio	Delega	Totale
**D	CHANTEPIERRE	0	10.547	10.547
**D	ILLINOIS MUNICIPAL RETIREMENT FUND	0	2.901.001	2.901.001
**D	CARBP DIVERSIFIE ACTION EURO	0	130.708	130.708
**D	PROVIDENCE HEALTH & SERVICES CASH BALANCE RETIREMENT PLAN TR.	0	12.938	12.938
**D	BANNER HEALTH.	0	73.337	73.337
**D	SICAV JUNOT STRATEGIE	0	1.396	1.396
**D	ELITE INTER-PHARMACOCTIONS	0	27.843	27.843
**D	DUKE ENERGY CORPORATION MASTER RETIREMENT TRUST	0	221.191	221.191
**D	DANAE SICAV	0	9.986	9.986
**D	KENT COUNTY COUNCIL SUPERANNUATION FUND	0	1.320.292	1.320.292
**D	LOS ANGELES CITY EMPLOYEES RETIREMENT SYSTEM	0	1.846.661	1.846.661
**D	UNIVERS CNP 1	0	143.698	143.698
**D	SCOTS	0	6.625	6.625
**D	LOCKHEED MARTIN CORPORATION MASTER RETIREMENT TRUST..	0	465.300	465.300
**D	SFPG INVEST LT	0	3.523	3.523
**D	CITY OF LOS ANGELES FIRE AND POLICE PENSION PLAN	0	657.730	657.730
**D	GROUPAMA CR TOTAL RETURN ALL CAP EUROPE	0	93.587	93.587
**D	FCP TOUCAN	0	12.000	12.000
**D	WALLON	0	255.515	255.515
**D	GAN EUROSTRATEGIE	0	128.576	128.576
**D	AB CEPAO	0	15.458	15.458
**D	GROUPAMA CR GENOVA 1	0	326.363	326.363
**D	IRIS	0	24.484	24.484
**D	MERCY INVESTMENT SERVICES INC	0	44.610	44.610
**D	BAPTIST FOUNDATION OF TEXAS DBA HIGHGROUND ADVISORS	0	421.133	421.133
**D	MICHELET TUNNEL	0	124.377	124.377
**D	UFF ALLOCATION DIVERSIFIEE	0	152.313	152.313
**D	FIFL	0	2.840	2.840
**D	GENERAL PENSION AND SOCIAL SECURITY AUTHORITY	0	396.210	396.210
**D	FONDS EDUCATION ET DEVELOPEME	0	11.843	11.843
**D	GENERAL PENSION AND SOCIAL SECURITY AUTHORITY	0	162.152	162.152
**D	THALASSA N76	0	3.417	3.417
**D	GUIDESTONE FUNDS INTERNATIONAL EQUITY INDEX FUND.	0	375.358	375.358
**D	PORT ROYAL EQUILIBRE	0	131.500	131.500
**D	SAINT LATUIN	0	3.405	3.405
**D	THE NORTHERN TRUST COMPANY SUB-ADVISED COLLECTIVE FUNDS TRUS	0	241.740	241.740
**D	CHEVRON MASTER PENSION TRUST	0	558.570	558.570
**D	AFTEROL	0	20.680	20.680
**D	SAKKARAH 2 FCP	0	47.504	47.504
**D	WATER AND POWER EMPLOYEES` RETIREMENT PLAN	0	553.817	553.817
**D	NOYANGE	0	9.511	9.511
**D	ALLOCATION INVEST EQUITY SATELLITE	0	517.788	517.788
**D	ALFRED I. DUPONT CHARITABLE TRUST	0	112.867	112.867
**D	CLEARWATER INTERNATIONAL FUND	0	84.847	84.847
**D	GROUPAMA NORD EST ACTIONS	0	119.358	119.358
**D	ALLOCATION INVEST CLEVELAND	0	47.612	47.612
**D	FIVG GROUPE ISA	0	19.148	19.148
**D	STICHTING INSTITUUT GAK	0	24.247	24.247
**D	FAGUS	0	547.668	547.668
**D	GEORGIA FIREFIGHTER`S PENSION FUND	0	42.136	42.136

Azionisti in delega: 4.296

Pagina 48





LISTA ESITO DELLE VOTAZIONE

Oggetto: Bilancio di esercizio al 31 dicembre 2021

FAVOREVOLI

Badge	Ragione Sociale	Proprio	Delega	Totale
**D	FINAGBST	0	18.734	18.734
**D	SPARTAN GROUP TRUST FOR EMPLOYEE BENEFIT PLANS.	0	5.241.597	5.241.597
**D	GROUPAMA CR ACTIONS EURO	0	27.766	27.766
**D	JMC	0	5.500	5.500
**D	OHIO POLICE AND FIRE PENSION FUND	0	2.258.310	2.258.310
**D	ROTONDE	0	68.330	68.330
**D	THE PENSION BOARDS-UNITED CHURCH OF CHRIST INC.	0	36.432	36.432
**D	JAFAM	0	10.271	10.271
**D	OKLAHOMA PUBLIC EMPLOYEES RETIREMENT SYSTEM..	0	2.193.048	2.193.048
**D	TOPAZE	0	23.000	23.000
**D	MONCEAU EUROPE VALUE	0	559.687	559.687
**D	PERP PROG (ACTIONS EUROPE)	0	46.202	46.202
**D	THE REPRESENTATIVE CHURCH BODY	0	127.438	127.438
**D	GAN FRANCESELECT	0	82.487	82.487
**D	THE REPRESENTATIVE CHURCH BODY	0	200.569	200.569
**D	RODA POCHE VEGA IM	0	8.000	8.000
**D	FCP GROUPAMA PHARMA DIVERSIFIE	0	160.000	160.000
**D	MONCEAU ACTIONS EEE	0	277.880	277.880
**D	SHRINERS HOSPITALS FOR CHILDREN	0	758.666	758.666
**D	FCP NJT	0	8.575	8.575
**D	SAN MATEO COUNTY EMPLOYEES` RETIREMENT ASSOCIATION	0	1.196.631	1.196.631
**D	FC CARPIMKO (ACTIONS EURO)	0	216.800	216.800
**D	STATE OF UTAH SCHOOL AND INSTITUTIONAL TRUST FUNDS TRUST FUNDS	0	91.191	91.191
**D	SHELBY COUNTY TENNESSEE RETIREMENT SYSTEM	0	134.895	134.895
**D	RSRC ACTIONS (ACTION EURO)	0	276.845	276.845
**D	BRITISH COAL STAFF SUPERANNUATION SCHEME	0	1.508.518	1.508.518
**D	CONTI GESTION	0	125.000	125.000
**D	JMV	0	14.800	14.800
**D	WYOMING RETIREMENT SYSTEM	0	74.726	74.726
**D	ARRCO QUANT 2	0	162.041	162.041
**D	CITY OF TALLAHASSEE	0	160.350	160.350
**D	MONCEAU ETHIQUE	0	159.448	159.448
**D	GROUPAMA PARIS VAL DE LOIRE ACTIONS EURO	0	35.896	35.896
**D	TEACHERS` RETIREMENT SYSTEM OF OKLAHOMA	0	1.985.712	1.985.712
**D	JP2H	0	3.085	3.085
**D	UNION PACIFIC CORPORATION MASTER RETIREMENT TRUST	0	234.900	234.900
**D	AGRICA TACTIQUE G	0	120.909	120.909
**D	UTAH RETIREMENT SYSTEMS	0	913.972	913.972
**D	ALTADIR	0	2.678	2.678
**D	TEACHERS` RETIREMENT SYSTEM OF OKLAHOMA	0	44.751	44.751
**D	ALLOCATION INVEST INDIANAPOLIS	0	47.000	47.000
**D	UPCW UNION AND PARTICIPATING FOOD INDUSTRY EMPLOYERS TRI-STATE PENSION TRUST FUND	0	15.154	15.154
**D	FORD MOTOR COMPANY OF CANADA LIMITED PENSION TRUST	0	15.213	15.213
**D	NYALI	0	32.095	32.095
**D	IWA - FOREST INDUSTRY PENSION PLAN 2100	0	317.440	317.440
**D	LBPAM ISR STRATEGIE PEA 2	0	98.737	98.737
**D	HALIFAX REGIONAL MUNICIPALITY MASTER TRUST	0	6.627	6.627
**D	VIVACCIO ISR ACTIONS	0	2.388.574	2.388.574
**D	LBPAM VOIE LACTEE	0	59.235	59.235
**D	PUBLIC SECTOR PENSION INVESTMENT BOARD.	0	3.697.590	3.697.590

Azionisti in delega: 4.296

Pagina 49

LISTA ESITO DELLE VOTAZIONE
 Oggetto: Bilancio di esercizio al 31 dicembre 2021

FAVOREVOLI

Badge	Ragione Sociale	Proprio	Delega	Totale
**D	NAV CANADA PENSION PLAN	0	8.061	8.061
**D	EGV - ACTIONS EUROPE LM B	0	321.870	321.870
**D	LBPAM ISR ACTIONS 80	0	514.739	514.739
**D	LBPAM ISR MULTI ASSET TARGET RETURN	0	87.061	87.061
**D	LBPAM ACTIONS DIVIDENDES EUROP	0	1.245.671	1.245.671
**D	SARASIN IE GLOBAL EQUITY OPPORTUNITIES (GBP)	0	667.566	667.566
**D	LBPAM ISR ACTIONS EUROPE MONDE	0	418.682	418.682
**D	SARASIN IE GLOBALSAR - INCOME (GBP)	0	98.804	98.804
**D	SARASIN IE GLOBALSAR - DYNAMIC (USD)	0	285.961	285.961
**D	TONI ACTIONS ISR 100	0	490.107	490.107
**D	LBPAM ISR ACTIONS FOCUS EURO	0	1.768.493	1.768.493
**D	STATE STREET GLOBAL ADVISORS GROSS ROLL UP UNIT TRUST	0	164.080	164.080
**D	LBPAM ISR ACTIONS EUROPE 50	0	621.463	621.463
**D	SARASIN MULTI ASSET - STRATEGIC (USD)	0	79.056	79.056
**D	CNP TOCQUEVILLE VALUE EUROPE I	0	902.951	902.951
**D	SARASIN IE DIVERSIFIED ENDOWMENTS FUND	0	141.785	141.785
**D	LBPAM RESPONSABLE ACTIONS EURO	0	515.846	515.846
**D	PRESICIENT ICAV	0	7.751	7.751
**D	LBPAM ISR STRATEGIE PEA 1	0	72.093	72.093
**D	MONTLAKE UCITS PLATFORM ICAV.	0	125.200	125.200
**D	FCP CNP ACP ACTIONS LI	0	285.148	285.148
**D	SARASIN IE GLOBALSAR - STRATEGIC (EUR)	0	56.833	56.833
**D	BARCLAYS MULTI-MANAGER FUND PLC	0	106.410	106.410
**D	FCP NATEXIS PERFORMANCE 09	0	50.370	50.370
**D	A.A. - GROUPAMA - ISR	0	861.579	861.579
**D	BARCLAYS MULTI-MANAGER FUND PUBLIC LIMITED COMPANY	0	48.876	48.876
**D	ROPS ACTIONS EUROPEENNES 1	0	550.691	550.691
**D	BARINGS INTERNATIONAL UMBRELLA FUND	0	6.591	6.591
**D	ROPS-SMART INDEX EURO	0	619.602	619.602
**D	LCL EQUILIBRE ESG	0	44.239	44.239
**D	PZENA VALUE FUNDS PLC C/O SANNE	0	544.574	544.574
**D	ROPS EURO P	0	690.685	690.685
**D	MONDRIAN FUNDS PUBLIC LIMITED COMPANY MONDRIAN FUNDS PUBLIC LIMITED COMPANY	0	1.756.416	1.756.416
**D	ARRCO LONG TERME F	0	91.494	91.494
**D	SARASIN MULTI ASSET- DYNAMIC (GBP)	0	429.014	429.014
**D	SARASIN IE GLOBAL EQUITY OPPORTUNITIES (USD)	0	1.002.868	1.002.868
**D	PREDIQUANT PREMIUM TITRE VIF A	0	335.697	335.697
**D	EPARGNE ACTIONS MONDE ISR	0	2.135.220	2.135.220
**D	LEGAL & GENERAL ICAV.	0	161.750	161.750
**D	TECHNIP EQUILIBRE	0	350.483	350.483
**D	DAN EQUILIBRE	0	18.612	18.612
**D	ROCKEFELLER CAPITAL MANAGEMENT UCIT S ICAV	0	18.728	18.728
**D	ATLAS GLOBAL INFRASTRUCTURE UCITS ICAV	0	206.371	206.371
**D	TECHNIPMC DYNAMIQUE	0	13.183.793	13.183.793
**D	BLACKROCK AUTHORISED CONTRACTUAL SCHEME I	0	20.006	20.006
**D	GRUPE CEA CROISSANCE_FCPE	0	16.142.932	16.142.932
**D	FCP BOURBON 7	0	30.719	30.719
**D	FCPE CA SA EXPANSION	0	181.176	181.176
**D		0	25.000	25.000

Pagina 50

Azionisti in delega. 4.296




LISTA ESITO DELLE VOTAZIONE
 Oggetto: Bilancio di esercizio al 31 dicembre 2021

FAVOREVOLI

Badge	Ragione Sociale	Proprio	Delega	Totale
**D	SOLIDARITES	0	17.206	17.206
**D	PREDICA ISR MONDE	0	28.995	28.995
**D	IP ACTIONS EURO	0	156.557	156.557
**D	EPARGNE MODEREE THALES	0	63.389	63.389
**D	AMUNDI LABEL PRUDENCE ESR	0	96.020	96.020
**D	KBI FUNDS ICAV	0	11.279.226	11.279.226
**D	GLOBAL MULTI ASSET KKS	0	44.943	44.943
**D	FONDATION EUROPE	0	150.170	150.170
**D	ERISA ACTION EUROPE N 2	0	153.206	153.206
**D	AP ACTIONS 3 MIN VOL	0	55.171	55.171
**D	AMUNDI HARMONIE	0	37.794	37.794
**D	ADP DIVERSIFIE DYNAMIQUE	0	22.829	22.829
**D	STAR PASTEUR	0	281.701	281.701
**D	FGV ACTIONS EUROPE LM A	0	465.475	465.475
**D	FCP CARP - INDO	0	462.302	462.302
**D	LV. CHALLENGE	0	106.248	106.248
**D	AMUNDI OPPORTUNITES	0	57.970	57.970
**D	BRITISH COLUMBIA INVESTMENT MANAGEMENT CORPORATION.	0	212.262	212.262
**D	DUGUAY ACTIONS EUROPE	0	117.271	117.271
**D	LONDON LGPS CIV AUTHORISED CONTRACTUAL SCHEME.	0	103.033	103.033
**D	N 1 RENDEMENT EQUILIBRE	0	12.501	12.501
**D	AP ACTIONS 1 EURO	0	347.404	347.404
**D	STATE TEACHERS RETIREMENT SYSTEM OF OHIO	0	5.866.773	5.866.773
**D	WORLD EQUITIES	0	16.354	16.354
**D	LCL DYNAMIQUE ESG	0	38.993	38.993
**D	BANCO NACIONAL DE PANAMA ACTING AS TRUSTEE OF THE FIDEICOMISO DE FOND O DE AHORRO DE PANAMA	0	35.335	35.335
**D	L.S DYNAMIQUE ET SOLIDAIRE	0	8.000	8.000
**D	DASSAULT SYSTEMES ISR MODERE S	0	30.180	30.180
**D	LGFS CENTRAL AUTHORISED CONTRACTUAL SCHEME..	0	1.662.200	1.662.200
**D	HSBC EE ACTIONS RESPONSABLES_F	0	592.701	592.701
**D	FDJ EQUILIBRE SOLIDAIRE	0	29.307	29.307
**D	FDRN AMUNDI	0	158.670	158.670
**D	UBS COMMON CONTRACTUAL FUND	0	81.775	81.775
**D	DUGUAY STRATEGIE	0	24.236	24.236
**D	AUSTRALIAN RETIREMENT TRUST	0	4.623.987	4.623.987
**D	AMUNDI LABEL EQUILIBRE ESR	0	164.159	164.159
**D	AMUNDI EQUILIBRE GLOBAL SOLIDAIRE	0	50.590	50.590
**D	THE GREATER MANCHESTER PENSION FUND.	0	53.021	53.021
**D	AMUNDI LABEL DYNAMIQUE ESK	0	133.659	133.659
**D	LF WALES PENSION PARTNERSHIP (WALES PP) ASSET POOLING ACS UMBRELLA	0	3.247.572	3.247.572
**D	AGRICA ACTIONS OBJECTIF SCR	0	656.766	656.766
**D	THE LF ACCESS POOL AUTHORISED CONTRACTUAL SCHEME	0	1.926.890	1.926.890
**D	PREDIQUANT A2 - ACTIONS EUROPE	0	76.994	76.994
**D	FCP TESLA - POCHE ACTIONS	0	84.529	84.529
**D	BLACKROCK UCITS CCF. BLACKROCK ASSET MANAGEMENT IRELAND LIMITED	0	832.369	832.369
**D	ICARE	0	35.817	35.817
**D	ORANO DIVERSIFIE EQUILIBRE	0	39.653	39.653
**D	FCPE IEM FRANCE F	0	86.648	86.648
**D	WEST YORKSHIRE PENSION FUND	0	1.750.000	1.750.000
**D	EPARGNE SOLIDAIRE EQUILIBRE TH	0	122.732	122.732

Azionisti in delega: 4.296

Pagina 51


LISTA ESITO DELLE VOTAZIONE
 Oggetto: Bilancio di esercizio al 31 dicembre 2021

FAVOREVOLI

Badge	Ragione Sociale	Proprio	Delega	Totale
**D	MERSEYSIDE PENSION FUND	0	842.214	842.214
**D	MONGELAS	0	60.648	60.648
**D	S CAVAMAC ACTIONS EURO	0	225.758	225.758
**D	REGARD ACTIONS DEVELOPPEMENT D	0	380.000	380.000
**D	VERDIPAPIRFONDET KLP AKSJEUROPA INDEKS 1	0	476.723	476.723
**D	FRUCTI CHOIX SOLIDAIRE	0	27.492	27.492
**D	VERDIPAPIRFONDET KLP AKSJEGLOBAL INDEX 1	0	2.231.082	2.231.082
**D	AMF TJANSTEPENSION AB	0	4.716.343	4.716.343
**D	FCP HAMELIN DIVERSIFIE FLEX II	0	12.508	12.508
**D	A.A.-BNP PAM-ISR	0	1.061.681	1.061.681
**D	STICHTING KONINGIN WILHELMINA FONDS VOOR DE NEDERLANDSE KANK	0	55.975	55.975
**D	FCP CARPIMKO EUROPE	0	408.000	408.000
**D	UNIVEST.	0	390.396	390.396
**D	FCPE IBM FRANCE C	0	74.000	74.000
**D	STICHTING PENSIOENFONDS PGB	0	4.376.690	4.376.690
**D	CONTI FLEXIBLE	0	62.239	62.239
**D	STICHTING BEDRIJFSTAKPENSIOENFONDS VOOR HET SCHOONMAAK EN GL.	0	201.092	201.092
**D	STICHTING BEDRIJFSTAKPENSIOENFONDS VOOR HET BEROEPSVERVOER OVER DE WEG	0	549.560	549.560
**D	STICHTING BEDRIJFSTAKPENSIOENFONDS ZORGVERZEKERAAARS.	0	773.235	773.235
**D	WF ACTIONS FLEXIBLE	0	8.100	8.100
**D	PROMEPAR ACTIONS RENDEMENT	0	180.000	180.000
**D	LEGAL & GENERAL SICAV.	0	29.992	29.992
**D	OFI RS ALPHA SECTOR	0	38.814	38.814
**D	NORTHERN TRUST UCITS FGR FUND	0	1.206.831	1.206.831
**D	RENDEMENT DIVERSIFIE M	0	56.188	56.188
**D	EURO VALEUR ISR M	0	1.109.962	1.109.962
**D	ROBECO INSTITUTIONAL UMBRELLA FUND	0	31.330	31.330
**D	BLACKWELL PARTNERS LLC - SERIES A	0	202.500	202.500
**D	GLOBAL ALLOCATION M	0	174.659	174.659
**D	GROUPAMA EURO EQUITIES	0	314.500	314.500
**D	JONES ROAD OPPORTUNITY MASTER FUND I LP C/O JONES ROAD CAPITAL MANAGEMENT L.P.	0	247.500	247.500
**D	MAN NUMERIC ALTERNATIVE RISK PREMIA EQUITIES	0	1.745.976	1.745.976
**D	METROPOLE EURO SRI	0	413.395	413.395
**D	COVEA FLEXIBLE ISR	0	279.030	279.030
**D	POINT72 LONDON INVESTMENTS LTD. . .	0	2.820.809	2.820.809
**D	CREDIT SUISSE ASSET MANAGEMENT LLC ON BEHALF OF CS HOLDING CO CREDIT SUISSE ASSET MANAGEMENT SWITZERLAND AG ACTING AS	0	0	73.600
**D	S. YTIC	0	180.000	180.000
**D	PEY BLANC	0	17.000	17.000
**D	WALLCROSS AS PERMIAN BUSINESS PARTNER AS	0	15.000	15.000
**D	DNCA ACTIONS EUROPEENNES	0	525.928	525.928
**D	T.S. SOCIETA` A RESPONSABILITA` LIMITATA	0	3.159	3.159
**D	CNP ASSUR VALUE ET MOMENTUM	0	66.974	66.974
**D	G.S.SOCIETA` A RESPONSABILITA` LIMITATA	0	2.543	2.543
**D	ALPHANATICS MASTER FUND LTD C/O APPLEBY TRUST (CAYMAN) LTD.	0	390.397	390.397
**D	ODUMLA	0	7.073	7.073
**D	BBM V-FLEX	0	94.080	94.080
**D	GLG PARTNERS LP	0	377.226	377.226
**D	CASTELNAU	0	11.064	11.064
**D	SEEVOND ACTIONS EUROPEENNES	0	472.558	472.558

Azionisti in delega: 4.296

Pagina 52

LISTA ESITO DELLE VOTAZIONE

Oggetto: Bilancio di esercizio al 31 dicembre 2021

FAVOREVOLI

Badge	Ragione Sociale	Proprio	Delega	Totale
**D	DE SHAW WORLD ALPHA EXTENSION PORTFOLIOS LLC	0	193	193
**D	FG BALANCED	0	12.195	12.195
**D	D. E. SHAW ALL COUNTRY GLOBAL ALPHA EXTENSION CUSTOM FUND L	0	84	84
**D	NEUFLIZE EURO ACTIONS DURABLE	0	128.000	128.000
**D	G FUND WORLD VISION R	0	375.571	375.571
**D	RICHELIEU PRAGMA EUROPE	0	145.000	145.000
**D	DORVAL CONVICTIONS	0	314.280	314.280
**D	MAN NUMERIC INTERNATIONAL ALPHA (US) LP	0	654.959	654.959
**D	COVEA ACTIONS INVESTISSEMENT	0	695.560	695.560
**D	COVEA SOLIS	0	535.559	535.559
**D	LUMYNA-MARSHALL WACE UCITS SICAV-LUMYNA-MW TOPS UCITS FUND	0	1.849.149	1.849.149
**D	LMDG ACTIONS RENDEMENT EURO	0	120.000	120.000
**D	LUMYNA-MARSHALL WACE UCITS SICAV-LUMYNA-MW TOPS (MARKET NEUT	0	2.000.803	2.000.803
**D	DORVAL MANAGERS EUROPE	0	278.352	278.352
**D	LUMYNA-MARSHALL WACE UCITS SICAV-LUMYNA-MW ESG (MARKET NEUTR	0	2.111.535	2.111.535
**D	LUMYNA-MARSHALL WACE UCITS SICAV-LUMYNA-MW SYSTEMATIC ALPHA	0	84.711	84.711
**D	G FUND EQUITY CONVICTIONS ISR	0	669.513	669.513
**D	ECUREUIL PROFIL 75 (ACTIONS)	0	240.385	240.385
**D	BROOKFIELD INVESTMENT FUNDS (UCITS) PLC - BROOKFIELD REAL AS	0	2.424.488	2.424.488
**D	MYRIA ACTIONS DURABLES EUROPE	0	66.042	66.042
**D	INDOSUEZ EURO PATRIMOINE	0	1.314.708	1.314.708
**D	CHALLENGE FUNDS - CHALLENGE ENERGY EQUITY FUND	0	1.054.178	1.054.178
**D	GROUPAMA EUROPE EQUITIES	0	325.923	325.923
**D	CHALLENGE FUNDS - CHALLENGE PROVIDENT FUND 2	0	50.728	50.728
**D	MILAB INVEST	0	7.120	7.120
**D	CHALLENGE FUNDS - CHALLENGE ITALIAN EQUITY FUND	0	1.800.000	1.800.000
**D	RICHELIEU CITYZEN	0	140.000	140.000
**D	DORVAL CONVICTIONS PEA	0	122.576	122.576
**D	J O HAMBRO CAPITAL MANAGEMENT UMBRELLA FUND PUBLIC LIMITED C	0	7.180.457	7.180.457
**D	STRATEGIE EURO ISR	0	245.596	245.596
**D	INDOSUEZ ALLOCATION PEA	0	465.420	465.420
**D	MACQUARIE FUND SOLUTIONS - MACQUARIE GLOBAL CONVERTIBLE FUND	0	105.150	105.150
**D	MACQUARIE FUND SOLUTIONS - MACQUARIE GLOBAL LISTED INFRASTRU	0	182.257	182.257
**D	INDOSUEZ EURO RENDEMENT	0	610.000	610.000
**D	MAXIMIN	0	20.709	20.709
**D	MEDIOLANUM BEST BRANDS - MEDIOLANUM MORGAN STANLEY GLOBAL SE	0	520.108	520.108
**D	COVEA ACTIONS EUROPE	0	284.744	284.744
**D	MEDIOLANUM BEST BRANDS - COUPON STRATEGY COLLECTION	0	232.040	232.040
**D	MEDIOLANUM BEST BRANDS - EQUITY POWER COUPON COLLECTION	0	131.099	131.099
**D	MISKASE	0	11.194	11.194
**D	MEDIOLANUM BEST BRANDS - DYNAMIC INTERNATIONAL VALUE OPPORTU	0	2.036.812	2.036.812
**D	TA-ITA AZIONI	0	62.443	62.443
**D	COVEA ACTIONS RENDEMENT	0	800.885	800.885
**D	JSS INVESTMENTFUNDS - JSS SUSTAINABLE MULTI ASSET - THEMATIC	0	192.079	192.079
**D	STRATEGIE EURO ACTIONS DIVIDEND	0	264.732	264.732
**D	DNCA SRI EURO QUALITY	0	2.645.041	2.645.041
**D	JSS INVESTMENTFUNDS - JSS GLOBALSAR -BALANCED (EUR	0	76.152	76.152
**D	JSS INVESTMENTFUNDS-JSS GLOBALSAR -GROWTH (EUR	0	41.655	41.655
**D	NATIXIS LCR ACTIONS EURO ESG	0	65.123	65.123
**D	MEANING CAPITAL	0	3.814	3.814





LISTA ESITO DELLE VOTAZIONE

Oggetto: Bilancio di esercizio al 31 dicembre 2021

FAVOREVOLI

Badge	Ragione Sociale	Proprio	Delega	Totale
**D	VARIOPARTNER SICAV - 3-ALPHA GLOBAL QUALITY ACHIEVERS	0	401.365	401.365
**D	DANSKE INVEST SICAV - EUROPE HIGH DIVIDEND	0	91.197	91.197
**D	LBPM ISR ACTIONS EUR FO EMER	0	204.662	204.662
**D	DANSKE INVEST SICAV - GLOBAL INDEX	0	536.718	536.718
**D	TOCQUEVILLE CROISSANCE EURO IS	0	1.116.863	1.116.863
**D	DANSKE INVEST SICAV - EUROPE	0	429.148	429.148
**D	LBPM ISR ACTIONS EURO	0	1.686.136	1.686.136
**D	DANSKE INVEST SICAV - GLOBAL PORTFOLIO SOLUTION - BALANCED	0	53.643	53.643
**D	LBPM ISR ACTIONS EURO MIN VOL	0	63.856	63.856
**D	ALPHA UCITS SICAV - AMBER EQUITY FUND	0	190.356	190.356
**D	AMUNDI RESA ACTIONS EUROPE	0	9.766	9.766
**D	HYMNOS	0	125.062	125.062
**D	GBPO - QCF - GLOBAL BALANCED POOL	0	15.697	15.697
**D	FDC A2 TITRES	0	51.266	51.266
**D	UNIVERSE THE CMI GLOBAL NETWORK FUND - CMI CONTINENTAL EURO	0	613.896	613.896
**D	AMUNDI EURO EQUITY ESR	0	1.998.760	1.998.760
**D	UNIVERSE THE CMI GLOBAL NETWORK FUND - CMI EUROPEAN ENHANCE	0	19.697	19.697
**D	HSBC RIF- SRI MODERATE	0	114.013	114.013
**D	MEAG FLEXCONCEPT - EUROGROWTH	0	14.547	14.547
**D	CPR EUROLAND ESG	0	1.011.169	1.011.169
**D	MVA VIE SA	0	2.033.639	2.033.639
**D	ATOUT EUROLAND CORE +	0	774.296	774.296
**D	VONTOBEL FUND II - DUFF & PHELPS GLOBAL LISTED INFRASTRUCTUR	0	534.250	534.250
**D	HSBC SRI EUROLAND EQUITY	0	3.047.118	3.047.118
**D	FDC PREMIUM TITRES VIFS ACTION	0	95.835	95.835
**D	ZUGERKB FONDS - AKTIEN EUROPA (EUR)	0	136.580	136.580
**D	BROOKFIELD PSG ICNAV - BROOKFIELD REAL ASSETS HYBRID QIAIF FU	0	5.700	5.700
**D	HSBC RIF SRI BALANCED	0	79.321	79.321
**D	LCL INVESTISSEMENT EQUILIBRE	0	94.792	94.792
**D	MAN MULTI-STRATEGY MASTER FUND MAPLES CORPORATE SERVICES LIMITES	0	10.804	10.804
**D	HSBC EUROPE EQUITY INCOME	0	441.647	441.647
**D	ATOUT EUROLAND HAUT RENDEMENT	0	11.559	11.559
**D	CMLA INDEXED GLOBAL SHARE FUND	0	40.909	40.909
**D	AMUNDI EUROPE MONDE	0	299.439	299.439
**D	FIDELITY STRATEGIC DIVIDEND & INCOME FUND	0	145.507	145.507
**D	CPR CONSOMMATEUR ACTIONNAIRE P	0	490.277	490.277
**D	JOHN HANCOCK VARIABLE INSURANCE TRUST INTERNATIONAL EQUITY INDEX TRUST.	0	291.529	291.529
**D	AMUNDI STRATEGIES ACTIONS EUROPE RISK PARITY	0	8.346	8.346
**D	HSBC MULTI-ASSET DYNAMIC EURO	0	331.851	331.851
**D	LLA-IA WORLD ESG SCREENED FUND	0	122.502	122.502
**D	LCL ACTIONS MONDE HORS EUROPE EURO	0	1.144.453	1.144.453
**D	AMUNDI PATRIMOINE	0	464.256	464.256
**D	LLA - RAFIMF	0	67.771	67.771
**D	PREDIQUANT EUROCROISSANCE A2	0	52.970	52.970
**D	AMUNDI - KBI ACTIONS MONDE	0	114.022	114.022
**D	IRISH LIFE ASSURANCE PLC	0	2.586.481	2.586.481
**D	CPR SILVER AGE POCHE PEA	0	3.765.528	3.765.528
**D	HSBC RIF - SRI DYNAMIC	0	160.069	160.069
**D	ASSURDIX	0	694.014	694.014
**D	LCL ACTIONS EURO CORE+	0	501.120	501.120

302

LISTA ESITO DELLE VOTAZIONE

Oggetto: Bilancio di esercizio al 31 dicembre 2021

FAVOREVOLI

Badge	Ragione Sociale	Proprio	Delega	Totale
**D	IRISH LIFE ASSURANCE.	0	1.036.182	1.036.182
**D	HSBC ACTIONS EUROPE	0	641.105	641.105
**D	AMUNDI ACTIONS EURO ISR	0	948.612	948.612
**D	AMUNDI ACTIONS EUROPE ISR	0	82.665	82.665
**D	AEON CUSTODY B.V.	0	2.201.268	2.201.268
**D	AMUNDI ETF PEA S P 500 UCITS E	0	3.700.000	3.700.000
**D	STICHTING MN SERVICES	0	3.412.667	3.412.667
**D	AMUNDI PATRIMOINE PEA	0	366.296	366.296
**D	STICHTING PENSIOENFONDS METAAL EN TECHNIEK MN SERVICES	0	1.305.318	1.305.318
**D	CPR EUROLAND PREMIUM ESG	0	251.311	251.311
**D	COLONIAL FIRST STATE INVESTMENTS LIMITED...	0	911.429	911.429
**D	BFT INDOUEZ CAPITAL PEA POCHE AMUNDI	0	28.862	28.862
**D	CFSIL ATF CMLA INTERNATIONAL SHARE FUND	0	48.506	48.506
**D	AMUNDI ACTIONS FRANCE ISR	0	1.235.038	1.235.038
**D	CPR EURO HIGH DIVIDEND	0	315.401	315.401
**D	STICHTING MN SERVICES AANDELENFO ND	0	714.967	714.967
**D	AMLEGEST LONG/SHORT	0	102.600	102.600
**D	LEGAL AND GENERAL ASSURANCE (PENSIONS MANAGEMENT) LIMITED	0	27.476.292	27.476.292
**D	REGARD ACTIONS EURO	0	1.000.000	1.000.000
**D	ECOFI OPTIM VARIANCE	0	35.191	35.191
**D	LGAS SHF CLIENT DIR INV FUND(1649)	0	787.000	787.000
**D	EPARGNE ETHIQUE FLEXIBLE	0	23.639	23.639
**D	EDMOND DE ROTHSCHILD ASSET MANAGEMENT (EDRAM)	0	39.610	39.610
**D	EDR SICAV - EQUITY EURO SOLVE	0	351.679	351.679
**D	EDR SICAV - EURO SUSTAINABLE EQUITY	0	1.910.790	1.910.790
**D	EPOQUE	0	396.276	396.276
**D	CNP ASSUR EDRAM ACTIONS EUROPE	0	457.410	457.410
**D	VILLIERS CRESCENDO 2	0	12.348	12.348
**D	HELVETIA I EUROPA	0	750.000	750.000
**D	LO IS (CH) - TARGETNETZERO GLOBAL EX-CH EQUITY	0	9.029	9.029
**D	LEGAL AND GENERAL ASSURANCE (PENSIONS MANAGEMENT) LIMITEDONS MANAGEMENT) LIMITED	0	1.526.090	1.526.090
**D	LEGAL AND GENERAL ASSURANCE SOCIETY LIMITED	0	56.195	56.195
**D	SLIC - EUROPEAN EQUITY GROWTH FUNDI	0	375.520	375.520
**D	STANDARD LIFE ASSURANCE LIMITED	0	261.720	261.720
**D	CITIBANK UK LIMITED AS TRUSTEE FOR ASI (STANDARD LIFE) EUROP	0	2.963.320	2.963.320
**D	CITIBANK UK LIMITED AS TRUSTEE FOR ASI (STANDARD LIFE) INTER	0	144.112	144.112
**D	INVESCO POOLED INVESTMENT FUND - EUROPE FUND	0	300.122	300.122
**D	ARGON CUSTODY B.V	0	134.240	134.240
**D	THE NOMURA TRUST AND BANKING CO LTD	0	323.649	323.649
**D	SLIC II - STANDARD LIFE INVESTMENTS	0	1.195.566	1.195.566
**D	PRINCIPAL TRUST COMPANY ASIA LIMITED	0	592.989	592.989
**D	ABERDEEN STANDARD OBIC II - ASI EUROPE EX UK INCOME EQUITY FUND	0	1.500.314	1.500.314
**D	STICHTING PGM DEPOSITARY	0	12.047.974	12.047.974
**D	JAPAN TRUSTEE SERVICES BANK LTD. AS TRUSTEE FOR STB GS GLOBAL (EX JAP AN) QUANT EQUITY MOTHER FUND	0	164.156	164.156
**D	PRINCIPAL MFF EUROPEAN EQUITY FUND	0	144.903	144.903
**D	NATIONAL COUNCIL FOR SOCIAL SEC FUND	0	118.482	118.482
**D	LEGG MASON INC.	0	2.200	2.200
**D	VERDIPAPIRFONDET DNB GLOBAL (IV : INGVLID ANGVIK BJONNES DRONNING EUEPMIAS GT	0	5.669.922	5.669.922
**D	VERDIPAPIRFONDET DNB GLOBAL INDEKS	0	922.935	922.935
**D	SDA INTL EQUITY INDEX FD-WORLD	0	207.307	207.307

Azionisti in delega: 4.296

Pagina 55



LISTA ESITO DELLE VOTAZIONE


Oggetto: Bilancio di esercizio al 31 dicembre 2021

FAVOREVOLI

Badge	Ragione Sociale	Proprio	Delega	Totale
**D	UNITED FOOD + COMMERCIAL WORKERS FOR EMPLOYEES	0	59.000	59.000
**D	THREADNEEDLE (LUX) COLUMBIA THREADNEEDLE INVESTMENTS	0	196.891	196.891
**D	THREADNEEDLE (LUX)	0	898.740	898.740
**D	OLD MUTUAL ARTEMIS UK SPECIAL SITUATIONS FUND (FIDELITY OLD MUTUAL GLOBAL INVESTORS (UK) LIMITED	0	138.061	138.061
**D	PINEBRIDGE FUND SERIES - PINEBRIDGEEUROPE EQUITY FUND	0	205.701	205.701
**D	CITIBANK UK LIMITED AS TRUSTEE OF ABERDEEN STANDARD CAPITAL	0	4.443.302	4.443.302
**D	BEA UNION INVESTMENT GLOBAL EQUITY FUND	0	45.185	45.185
**D	VICTORY TRIVALENT INTERNATIONAL FUND-CORE EQUITY	0	139.799	139.799
**D	TWO SIGMA WORLD CORE FUND LP	0	1.636.199	1.636.199
**D	LEGAL AND GENERAL COLLECTIVE INVESTMENT TRUST.	0	1.427.579	1.427.579
**D	VICTORY CAPITAL INTERNATIONAL COLLECTIVE INVESTMENT TRUST	0	34.513	34.513
**D	VICTORY MARKET NEUTRAL INCOME FUND	0	1.083.596	1.083.596
**D	SAMSUNG GLOBAL CORE EQUITY FUND	0	9.606	9.606
**D	VERDIPAPIRFONDET DNB EUROPA	0	172.982	172.982
**D	STIEFEL NICOLAUS	0	14.274	14.274
**D	NEWBURG NOMINEES LIMITED INVESTORSWHOLESALE GLOBAL EQUITY (INDEX) TRUST	0	563.230	563.230
**D	LATVIJAS BANKA	0	125.718	125.718
**D	VICTORY RS GLOBAL FUND	0	274.732	274.732
**D	VICTORY RS INTERNATIONAL FUND	0	726.620	726.620
**D	VICTORY RS INTERNATIONAL VIP SERIES	0	256.726	256.726
**D	JOHN HANCOCK FUNDS II INTERNATIONAL STRATEGIC EQUITY ALLOCATION FUND	0	1.928.147	1.928.147
**D	LEGAL AND GENERAL REINSURANCE COLTD : TEL: 0203 124 3710/ HETAL PA TEL	0	55.121	55.121
**D	ROBERT W. BAIRD AND CO. INCORPORATED	0	1.000	1.000
**D	CITITRUST LIMITED	0	181.800	181.800
**D	VICTORYSHARES DEVELOPED ENHANCEDVOLATILITY WTD INDEX ETF.	0	2.671	2.671
**D	VICTORYSHARES INTERNATIONALVOLATILITY WTD INDEX ETF.	0	30.323	30.323
**D	CITITRUST LIMITED AS TRUSTEE OF BLACKROCK PREMIER FUNDS-BLACKROCK WORLD EQUITY INDEX FUND	0	48.809	48.809
**D	VICTORYSHARES INTERNATIONAL HIGHDIV VOLATILITY WTD INDEX ETF	0	21.306	21.306
**D	INVESCO POOLED INVESTMENT FUND - GLOBAL STRATEGIC EQUITY FUN INSTITUTIONAL CLIENTS GROUP SECURITIES AND FUND SERVICES	0	27.525	27.525
**D	ECONOMIC DEVELOPMENT BOARD	0	2.705	2.705
**D	JOHN HANCOCK DIVERSIFIED REAL ASSETS FUND	0	401.870	401.870
**D	SELIGSON AND CO EUROPE INDEX FUND	0	366.700	366.700
**D	SOCIALLY RESPONSIBLE DEVELOPED MARKETS FUNDAMENTAL INDEX CTF	0	9.085	9.085
**D	HOSTPLUS POOLED SUPRANNUATION TRUST	0	479.232	479.232
**D	STANDARD LIFE WEALTH GLOBAL EQUITY INCOME FUND	0	29.447	29.447
**D	ABERDEEN INVESTMENT FUNDS UK ICVC II - ABERDEEN WORLD EQUITY ENHANCED INDEX FUND	0	155.488	155.488
**D	ABERDEEN INVESTMENT FUNDS UK ICVC II - ABERDEEN EUROPEAN EQUITY ENHANCED INDEX FUND	0	193.989	193.989
**D	ABERDEEN STANDARD FUND MANAGERS LIMITED	0	77.100	77.100
**D	ABERDEEN INVESTMENT FUNDS UK ICVC II - ABERDEEN EUROPEAN EQUITY TRACKER FUND	0	518.283	518.283
**D	ABERDEEN FUNDS - ABERDEEN MULTI MANAGER CAUTIOUS MANAGED PORTFOLIO FUND	0	7.723	7.723
**D	USAA CAPITAL GROWTH FUND.	0	468.650	468.650
**D	USAA SUSTAINABLE WORLD FUND	0	2.990.882	2.990.882
**D	PRINCIPAL FINANCIAL SERVICES INC	0	791.797	791.797
**D	QUILTER INVESTORS CHARITY AUTHORIZED INVESTMENT FUNDS MILLENNIUM	0	70.323	70.323
**D	TIMOTHY PLAN INTERNATIONAL ETF.	0	99.325	99.325
**D	UNIFIED ACCUMULATIVE PENSION FUND JOINT STOCK COMPANY	0	31.863	31.863
**D	UNIFIED ACCUMULATIVE PENSION FUND JOINT STOCK COMPANY	0	45.515	45.515
**D	MARSHALL WACE INVESTMENT STRATEGIES-TOPS INTERNATIONAL EQUITIES FUND	0	62.086	62.086
**D		0	652.298	652.298

Azionisti in delega: 4.296

Pagina 56



LISTA ESITO DELLE VOTAZIONE

Oggetto: Bilancio di esercizio al 31 dicembre 2021

FAVOREVOLI

Badge	Ragione Sociale	Proprio	Delega	Totale
**D	CLEAN ENERGY FUND L.P. C/O CORPORATION SERVICE COMPANY	0	1.668.156	1.668.156
**D	MARSHALL WACE COMMON CONTRACTUAL FUND-MWCCF WORLD TOPS 130/3	0	208.979	208.979
**D	MAN AHL DIVERSIFIED MARKETS EU BEUR- WORLD TRADE CENTER	0	1.173	1.173
**D	CLASS N AHL ALPHA 2.5XL EUR TRADING LIMITED.	0	75.838	75.838
**D	MAN FUNDS VIII ICAY-MAN AHL DIVERSIFIED.	0	11.174	11.174
**D	MARSHALL WACE INVESTMENT STRATEGIES-TOPS WORLD EX-US FUND	0	2.451.188	2.451.188
**D	AHL INSTITUTIONAL SERIES 3 LTD	0	93.523	93.523
**D	MAN FUNDS XII SPC-MAN 1783 I SP C/O MAPLES SECRETARIES (CAYMAN) LIMITED	0	4.874	4.874
**D	MARSHALL WACE COMMON CONTRACTUAL FUND-MWCCF WORLD TOPS 150/5	0	368.694	368.694
**D	MAN FUNDS XII SPC-MAN 1783 III SP	0	15.988	15.988
**D	MARSHALL WACE INVESTMENT STRATEGIES-TOPS DEVELOPED WORLD EQU	0	59.199	59.199
**D	LANSDOWNE ICAY-CLEAN ENERGY FUND	0	1.574.653	1.574.653
**D	BROOKFIELD GLOBAL LISTED INFRASTRUCTURE CANADIAN POOLED FUND.	0	1.510.701	1.510.701
**D	THE ENDEAVOUR II FUND.	0	116.782	116.782
**D	THE WALNUT FUND	0	20.725	20.725
**D	LETKO BROSSEAU INFRASTRUCTURE EQUITY FUND	0	3.426	3.426
**D	SIGNATURE GLOBAL DIVIDEND FUND	0	38.750	38.750
**D	SIGNATURE SELECT CANADIAN FUND	0	514.369	514.369
**D	SIGNATURE GLOBAL EQUITY FUND	0	875.270	875.270
**D	CI CORPORATE CLASS LIMITED - SIGNATURE GLOBAL EQUITY CORPORA	0	269.156	269.156
**D	SIGNATURE CANADIAN BALANCED FUND	0	95.408	95.408
**D	CI SIGNATURE CANADIAN EQUITY PLUS FUND	0	609.489	609.489
**D	CI CORPORATE CLASS LIMITED - SIGNATURE SELECT CANADIAN CORPO	0	5.910	5.910
**D	SIGNATURE GLOBAL INCOME AND GROWTH FUND	0	230.742	230.742
**D	SIGNATURE DIVERSIFIED YIELD FUND	0	4.074.216	4.074.216
**D	SIGNATURE INCOME & GROWTH FUND	0	1.380.455	1.380.455
**D	CI CORPORATE CLASS LIMITED - SIGNATURE DIVERSIFIED YIELD COR	0	833.286	833.286
**D	CI INCOME FUND	0	238.626	238.626
**D	BOMBARDIER TRUST (CANADA) - GLOBAL EQUITIES FUND	0	599.869	599.869
**D	BOMBARDIER TRUST (CANADA) REAL RETURN ASSETS FUND	0	538.500	538.500
**D	SHORT BROTHERS COMMON INVESTMENT FUND	0	268.241	268.241
**D	BROOKFIELD REAL ASSETS HYBRID ACCESS TRUST (CANADA)	0	552.084	552.084
**D	THE WINNIPEG CIVIC EMPLOYEES' PENSION PLAN	0	139.858	139.858
**D	BIMCOR GLOBAL EQUITY POOLED FUND	0	2	2
**D	E-L FINANCIAL CORPORATION LIMITED	0	40.088	40.088
**D	VPI INCOME POOL	0	1	1
**D	VPI GLOBAL EQUITY POOL	0	900.000	900.000
**D	CI SIGNATURE CANADIAN BALANCED FUND	0	800.000	800.000
**D	HEXAVEST ACWI FUND	0	232.290	232.290
**D	HEXAVEST WORLD FUND HEXAVEST INC.	0	27.331	27.331
**D	HEXAVEST EUROPAC FUND HEXAVEST INC	0	31.100	31.100
**D	CAISSE DE RETRAITE D'HYDRO-QUEBEC	0	1	1
**D	GREINCHIP FINANCIAL CORP.	0	204.679	204.679
**D	MERCER PRIVATE WEALTH INTERNATIONAL FOCUSED EQUITY POOL	0	1.090.000	1.090.000
**D	UNITED CORPORATIONS LIMITED	0	42.181	42.181
**D	MIDDLEFIELD GLOBAL INFRASTRUCTURE FUND	0	586.379	586.379
**D	MIDDLEFIELD GLOBAL REAL ASSET FUND	0	60.000	60.000
**D	INTERNATIONAL CLEAN POWER DIVIDEND FUND	0	200.000	200.000
**D	THE SHAKESPEARE HEAD FUND.	0	600.000	600.000
**D		0	107.900	107.900

Pagina 57

Azionisti in delega: 4.296



LISTA ESITO DELLE VOTAZIONI

Oggetto: Bilancio di esercizio al 31 dicembre 2021

FAVOREVOLI

Badge	Ragione Sociale	Proprio	Delega	Totale
**D	NBIMC EAFE EQUITY INDEX FUND.	0	186.969	186.969
**D	DIVERSIFIED FUND OF CANADA - DFC GLOBAL EQUITY FUND	0	28.088	28.088
**D	SUN LIFE GLOBAL DIVIDEND PRIVATE POOL	0	43.533	43.533
**D	SUN LIFE REAL ASSETS PRIVATE POOL.	0	610.346	610.346
**D	SUN LIFE KBI SUSTAINABLE INFRASTRUCTURE PRIVATE POOL	0	76.371	76.371
**D	RBC PRIVATE OVERSEAS EQUITY POOL	0	86.182	86.182
**D	RBC QUANT EAFE DIVIDEND LEADERS ETF	0	34.193	34.193
**D	RBC QUANT EUROPEAN DIVIDEND LEADERS ETF	0	12.449	12.449
**D	RBC QUANT EAFE EQUITY LEADERS ETF	0	5.638	5.638
**D	BENTON INVESTMENT FUND.	0	25.798	25.798
**D	MFH INVESTMENT FUND SERVICES ICVC - LONG TERM GROWTH FUND	0	50.785	50.785
**D	VIA RAIL CANADA INC MASTER TRUST	0	43.289	43.289
**D	SIGNATURE GLOBAL INFRASTRUCTURE FUND	0	1.506.006	1.506.006
**D	SENTRY GLOBAL INFRASTRUCTURE PRIVATE TRUST	0	45.220	45.220
**D	J O HAMBRO CAPITAL MANAGEMENT UK UMBRELLIA FUND - JO HAMBRO C	0	214.592	214.592
**D	NATWEST TDS LIMITED	0	57.092	57.092
**D	MANULIFE INVESTMENT EXCHANGE FUNDS CORP - MANULIFE GLOBAL LI	0	17.638	17.638
**D	BOMBARDIER TRUST (CANADA) REAL RETURN ASSETS FUND BOMBARDIER INC	0	39.454	39.454
**D	MANULIFE GLOBAL LISTED INFRASTRUCTURE FUND.	0	95.803	95.803
**D	WELLINGTON MANAGEMENT COMPANY LLP INTERNATIONAL RESEARCH EQU	0	614.179	614.179
**D	WELLINGTON MANAGEMENT COMPANY LLP WELLINGTON TRUST COMPANY N	0	86.536	86.536
**D	POINT72 ASSOCIATES LLC	0	1.307.164	1.307.164
**D	AOR ALTERNATIVE TRENDS MASTER ACCOUNT LP	0	64.683	64.683
**D	WELLINGTON MANAGEMENT COMPANY LLP 6923	0	419.970	419.970
**D	AGORA MASTER FUND LIMITED	0	993.505	993.505
**D	HIGH HAITH MASTER INVESTORS (CAYMAN) LP CO OGIER FIDUCIARY SERVICES (CAYMAN) LIMITED	0	517.591	517.591
**D	MACRO THEMES MASTER LIMITED C/O MAPLES CORPORATE SERVICES LIMITED	0	5.195.466	5.195.466
**D	AHL ALPHA CORE MASTER LIMITED C/O MAPLES CORPORATE SERVICES LIMITED	0	8.371	8.371
**D	GLOBAL RESEARCH EQUITY EXTENDED MASTER FUND (CAYMAN) L.P. C/O OGIER GLOBAL (CAYMAN) LIMITED	0	163.978	163.978
**D	PANAGORA ASSET MANAGEMENT INC..	0	2.218	2.218
**D	OIL INVESTMENT CORPORATION LTD..	0	35.700	35.700
**D	AHL ALPHA MASTER LIMITED C/O CITCO TRUSTEES (CAYMAN) LIMITED	0	115.518	115.518
**D	AHL EVOLUTION LTD SHARMINE BERKELEY ARGONAUT LTD	0	1.725.044	1.725.044
**D	STARLIGHT GLOBAL INFRASTRUCTURE LP	0	36.000	36.000
**D	7IM SUSTAINABLE BALANCE FUND	0	180.766	180.766
**D	JUPITER RESPONSIBLE INCOME FUND..	0	202.285	202.285
**D	LEGAL AND GENERAL GLOBAL EQUITY INDEX FUND	0	29.484	29.484
**D	LEGAL & GENERAL FUTURE WORLD CLIMATE CHANGE EQUITY FACTORS I	0	98.728	98.728
**D	LEGAL & GENERAL FUTURE WORLD ESG DEVELOPED INDEX FUND	0	142.557	142.557
**D	LEGAL AND GENERAL EUROPEAN INDEX TRUST	0	4.190.815	4.190.815
**D	LEGAL & GENERAL MULTI-ASSET TARGET RETURN FUND	0	186.949	186.949
**D	LEGAL AND GENERAL INTERNATIONAL INDEX TRUST	0	498.388	498.388
**D	PREMIER MITON GLOBAL INFRASTRUCTURE INCOME FUND	0	240.000	240.000
**D	POINT72 ASSOCIATES LLC C/O POINT72 ASSET MANAGEMENT L.P.	0	2.333.759	2.333.759
**D	DIMENSIONAL INTERNATIONAL HIGH PROFITABILITY ETF OF DIMENSI	0	3.181	3.181
**D	AB ARYA PARTNERS (MASTER) FUND SICAV-RAIF S.C. SP.	0	5.715	5.715
**D	POINT72 ASSOCIATES LLC C/O WALKERS CORPORATE LIMITED CAYMAN CORPORATE CENTRE	0	854.300	854.300
**D	ZURICH LIFE ASSURANCE PLC	0	3.557.610	3.557.610
**D	ECOFIN GLOBAL UTILITIES & INFRASTRUCTURE TRUST PLC	0	1.641.660	1.641.660
**D	LEGAL AND GENERAL ASSURANCE (PENSIONS MANAGEMENT) LTD PMC FTSE TPI GLOBAL (EX FOSSIL FUELS) EQUITY INDEX FUND	0	1.449.566	1.449.566

Azionisti in delega: 4.296

Pagina 58



Assemblea Ordinaria del 19 maggio 2022

LISTA ESITO DELLE VOTAZIONE

Oggetto: Bilancio di esercizio al 31 dicembre 2021

FAVOREVOLI

Badge	Ragione Sociale	Proprio	Delega	Totale
**D	GLG EUROPEAN LONG/SHORT FUND	0	5.696	5.696
**D	VERDIPAPIFONDET DNB MILJOINVEST	0	5.504.723	5.504.723
**D	MONETARY AUTHORITY OF SINGAPORE	0	462.174	462.174
**D	GOVERNMENT OF SINGAPORE	0	16.207.287	16.207.287
**D	JAPAN TRUSTEE SERVICES BANK LTD. AS TRUSTEE FOR SMTB KOKUSAI QUAN TITATIVE EQUITY MOTHER FUND	0	219.111	219.111
**D	LSV INTERNATIONAL (AC) VALUE EQUITY FUND LP.	0	645.200	645.200
**D	LSV INTERNATIONAL VALUE EQUITY TRUST	0	805.700	805.700
**D	COVENANT HEALTH	0	36.900	36.900
**D	NORTH DAKOTA STATE INVESTMENT BOARD.	0	369.200	369.200
**D	MARSH & MCLENNAN MASTER RETIREMENT TRUST	0	106.700	106.700
**D	STANISLAUS COUNTY EMPLOYEES` RETIREMENT ASSOCIATION 832	0	307.600	307.600
**D	AQR EQUITY MARKETNEUTRAL GLOBAL VALUE FUND LP	0	83.971	83.971
**D	CPPIB MAP CAYMAN SPC-SEGREGATED PORTFOLIO H MAN SOLUTIONS LTD	0	7.904	7.904
**D	MAN NUMERIC ALTERNATIVE RISK PREMIA EQUITIES C/O NUMERIC INVESTORS LLC	0	4.066.200	4.066.200
**D	AQR ABSOLUTE RETURN MASTER ACCOUNT L.P. CO AQR CAPITAL MANAGEMENT LLC ACTING AS FUND MANAGER	0	145.656	145.656
**D	SPHINX PARTNERS LP	0	3.855	3.855
**D	CHRISTENSEN-PIERRET COMMUNITY PROPERTY TRUST UAD 05/10/19 C DIANE CHRISTENSEN TTEE	0	1.600	1.600
**D	SPRING 625	0	125.012	125.012
**D	THE CHERYL D DUFFIELD TRUST UAD 09/12/96 CHERYL D DUFFIELD TTEE	0	5.069	5.069
**D	THE DAVID A DUFFIELD TRUST UAD 07/14/88	0	43.414	43.414
**D	FRANK L MANSELL GST EX TR FBO JESSICA MANSELL AMB UAD 02/12/13 JESSICA MANSELL AMBROSE & DEVON MANSELL LAYCOX TTEES	0	1.136	1.136
**D	1.136			
**D	DUNCAN MACNAUGHTON REVOCABLE LIVING TRUST UAD 08/10/84 DUNCAN MACNAUGHTON TTEE	0	13.322	13.322
**D	VALUE QUEST PARTNERS LLC - EUROPEAN FOCUSED VALUE	0	31.115	31.115
**D	PZENA INVESTMENT MANAGEMENT LLC	0	4.655	4.655
**D	PZENA INVESTMENT MANAGEMENT LLC EUROPE EX-UK FOCUSED VALUE	0	6.008	6.008
**D	VALUQUEST PARTNERS LLC -GLOBAL	0	75.794	75.794
**D	NPF TECHNOLOGIES APS C/O GRANT THORNTON PER LUNDAHL	0	9.883	9.883
**D	DAWN L. ARNALL TRUST	0	20.526	20.526
**D	ARTHUR P. BYRNE INVESTMENT MANAGEMENT TRUST UAD 08/11/00 ARTHUR P. BYRNE TTEE	0	3.173	3.173
**D	MUGUET VENTURES LLC	0	7.425	7.425
**D	STEPHEN DEFALCO PLEDGED COLLATERAL ACCOUNT FBO FIRST REPUBLIC BAN	0	5.100	5.100
**D	RODERICK VH LEES SUPERANNUATION FUND UAD 03/23/16 RODERICK VH LEES PTY LTD TTEE	0	210	210
**D	ROSEDENE LLC	0	12.236	12.236
**D	TUNG TAI FINANCE LIMITEDTUNG TAI FINANCE LIMITED	0	18.288	18.288
**D	MAY LOUISE COORS REVOCABLE TRUST DATED NOVEMBER 17 UAD 11/17/94 MAY L COORS TTEE	0	1.114	1.114
**D	AMERICAN FRIENDS OF THE HEBREW UNIVERSITY INC	0	20.759	20.759
**D	DEBBIE WHITT CARDWELL 2008 TRUST UAD 08/20/08 DUNHAM TRUST COMPANY TTEE	0	93	93
**D	DIANE WHITT WALLACE 2012 SEP PROPERTY TRUST UAD 05/02/12 DIANE WHITT WALLACE TTEE	0	141	141
**D	THE OWEN FAMILY INVESTMENT TRUSTUAD 11/16/17 PLEDGED COLLATERAL ACCOUNT FBO FIRST REPUBLIC BANK	0	3.391	3.391
**D	SCHLUMBERGER GROUP TRUST AGREEMENT	0	342.923	342.923
**D	DB RESIDUARY TRUST FOR MELANIE B. WERL U/I DATED SEPTEMBER 3.	0	3.317	3.317
**D	EMERSON GLAZER TRUST OF 1989	0	11.223	11.223
**D	FOLGER LEVIN LLP PROFIT SHARING PLAN AND TRUST FOLGER LEVIN LLP	0	9.367	9.367
**D	DB RESIDUARY TRUST FOR JOEL G. BROIDA U/I DTD 9/3/1981	0	3.317	3.317
**D	DB RESIDUARY TRUST FOR MARNA J. BROIDA U/I DATED SEPTEMBER 3.	0	3.318	3.318
**D	DB RESIDUARY TRUST FOR RICHARD A. BROIDA U/I DATED 9/3/1981.	0	3.318	3.318
**D	MATT J. WOLLMAN REV TRUST	0	3.757	3.757
**D	JOHN & TEREYL LEVIN REVOCABLE TRUST	0	4.601	4.601
**D	JOHN GARDNER PERENCHIO IRREVOCABLE TRUST	0	23.364	23.364

Azionisti in delega. 4.296

Pagina 59

LISTA ESITO DELLE VOTAZIONE
 Oggetto: Bilancio di esercizio al 31 dicembre 2021

FAVOREVOLI

Badge	Ragione Sociale	Proprio	Delega	Totale
**D	R. BLANE WALTER C/O TALISMAN CAPITAL	0	14.176	14.176
**D	KARSH LIVING TRUST	0	25.394	25.394
**D	ESMOND HARMSWORTH 1998 FAMILY SETTLEMENT CODRAN TRUST COMPANY LIMITED	0	14.639	14.639
**D	ARTSFARE 2005 TRUST NO. 2	0	37.892	37.892
**D	SOLARI- LANE TRUST.	0	31.233	31.233
**D	BEL45 CAPITAL PARTNERS LLC	0	33.536	33.536
**D	THE JEBUT MASTER INVESTMENT PARTNERSHIP LLP C/O JACOBUS WEALTH MANAGEMENT	0	139.991	139.991
**D	CYMI EQUITY L.P	0	35.096	35.096
**D	FLEURI HOLDINGS LLC	0	9.285	9.285
**D	THE GRAUSTEIN TRUSTS PARTNERSHIP	0	6.017	6.017
**D	THE HARRY L. BRADLEY JR. TRUSTS MASTER INVESTMENT PARTNERSHIP LLP C/O JACOBUS WEALTH MANAGEMENT	0	60.643	60.643
**D	ERIKA J. GLAZER 1985 TRUST	0	48.184	48.184
**D	CAMPBELL PENSION PLANS MASTER RETIREMENT TRUST	0	62.136	62.136
**D	PRESCIENT GLOBAL FUNDS ICAV.	0	114.327	114.327
**D	SCHLUMBERGER INTERNATIONAL STAFF RETIREMENT FUND FCP-SIF.	0	314.611	314.611
**D	ANN C. GAILL 2022 IRREVOCABLE TR UAD 04/07/22 JUSTIN JASCHKE TTEE	0	5.017	5.017
**D	SANTEFORT REAL ESTATE GROUP LLC	0	1.723	1.723
**D	BLADEL FAMILY LIVING TRUST UAD 01/07/14 TODD R BLADEL & BRITNEY E BLADEL TTEES AMD 11/12/15	0	2.775	2.775
**D	ZENITH I LP	0	3.190	3.190
**D	LUIS A. GUZMAN REVOCABLE TRUST UAD 09/08/15 LUIS A GUZMAN & EDNA TRUJILLO TTEES AMD 11/11/21	0	6.256	6.256
**D	ADL CAPITAL INVESTORS LP	0	8.837	8.837
**D	RED FAMILY INVESTMENTS LLC	0	44.943	44.943
**D	THE SAUVAGE FAMILY TRUST UAD 12/19/03 LIONEL SAUVAGE & ARIANE SAUVAGE TTEES	0	36.592	36.592
**D	HUMAN ONE LLC	0	104.475	104.475
**D	CROMLEY/CHOU FAMILY 2013 TRUST UAD 08/08/13 BRENT CROMLEY & MILLIE CHOU TTEES	0	2.230	2.230
**D	MULLINS REVOCABLE TRUST UAD 10/28/09 ROGER D MULLINS & TERRI L MULLINS TTEES	0	4.691	4.691
**D	JAMES B PICK REVOCABLE TRUST UAD 09/22/00 JAMES B PICK TTEE	0	3.334	3.334
**D	JAMES P. PEKAR FAM ENDOWMENT TR UAD 01/01/15 LISA PEKAR TTEE	0	5.191	5.191
**D	LUNA TAJIR PARTNERSHIP	0	2.488	2.488
**D	WILLIAM R GRIMSLEY ADMINISTRATIVE TR UAD 05/26/96 DYLAN HERSHMAN TTEE	0	21.484	21.484
**D	2000 SOLOM MARIANNA PATTERSON TR UAD 07/18/00 JOHN S PATTERSON & JOSEPH P PATTERSON TTEES	0	15.307	15.307
**D	KATHRYN MULLINS IRREV QSS TR UAD 12/21/12 JACK WISNIEWSKI TTEE	0	2.772	2.772
**D	JOSEPH MULLINS IRREV QSS TR UAD 12/21/12 JACK WISNIEWSKI TTEE	0	2.771	2.771
**D	JOSHUA MULLINS IRREV QSS TR UAD 12/21/12 JACK WISNIEWSKI TTEE	0	2.771	2.771
**D	PETER PEKAR IRREV QSS TR UAD 12/21/12 JOE SCHILZ TTEE	0	2.744	2.744
**D	ELIZABETH PEKAR IRREV QSS TR UAD 12/21/12 JOE SCHILZ TTEE	0	2.745	2.745
**D	ABIGAIL PEKAR IRREV QSS TR UAD 01/01/15 JOE SCHILZ TTEE	0	2.744	2.744
**D	SARAH PEKAR IRREV QSS TR UAD 01/01/15 JOE SCHILZ TTEE	0	2.744	2.744
**D	CU WARD F SCHUMANN FAM MRTL TR UAD 01/22/97 KRISTY FOSTER & SUSAN SCHUMANN TTEES	0	45.006	45.006
**D	JEPFREY F. LEHMAN 2021 RG TRUST UAD 08/24/21 SAGEWORTH TRUST COMPANY TTEE	0	2.791	2.791
**D	JAMES SPERTUS GST UAD 09/30/91 TALLIA KOLIN TTEE	0	3.359	3.359
**D	JOHN SPERTUS GST UAD 09/30/91 JONATHAN DRACHMAN TTEE	0	3.351	3.351
**D	THOMAS FREDERICKS REV TRUST UAD 12/04/20 THOMAS FREDERICKS TTEE	0	2.437	2.437
**D	FRANKLIN N. LECKONE TRUST UAD 08/05/21 SAGEWORTH TRUST COMPANY TTEE	0	2.728	2.728
**D	SHARI CIMMARUSTI RALPH CIMMARUSTI JT TEN (BNY MELLON NA AS SECURED PARTY)	0	2.596	2.596
**D	ALBERT KEITH WHITAKER REV TR UAD 03/26/13 KEITH WHITAKER TTEE AMD 11/07/19	0	1.001	1.001
**D	THE STARKEY LIVING TRUST UAD 06/23/21 R STARKEY & B STARKEY TTEES.	0	5.295	5.295
**D	LANCASTER COUNTY COMMUNITY FOUNDATION	0	11.105	11.105
**D	2012 B FAMILY IRREV TRUST UAD 12/26/12 EMILE BAYLE TTEE	0	19.408	19.408
**D	GOULD FAMILY 2021 MULTIGEN TRUST UAD 07/15/21 ELISHA P GOULD TTEE	0	5.701	5.701

Aziomisti in delega: 4.296

Pagina 60



LISTA ESITO DELLE VOTAZIONE
Oggetto: Bilancio di esercizio al 31 dicembre 2021

FAVOREVOLI

Badge	Regione Sociale	Proprio	Delega	Totale
**D	MILES G WELLESLEY (BNY MELLON NA AS SECURED PA	0	1.845	1.845
**D	DOWNER FAMILY TRUST UAD 06/08/18 MICHAEL J DOWNER & JESSICA B JOHNSON TTEES	0	3.501	3.501
**D	MICHAEL JOSEF DOWNER IRREV TRUST UAD 07/02/21 JESSICA B JOHNSON TTEE	0	4.933	4.933
**D	WILLIAM T AND CONSTANCE W RING TRUST UAD 12/23/98 W T RING & C W RING TTEES AMD 08/16/06	0	4.513	4.513
**D	DODER FAMILY TRUST UAD 11/18/97 SONJA R DODER TTEE AMD 08/15/19	0	2.375	2.375
**D	ESTATE OF WILLIAM E. BERNSTEIN PAULA P BERNSTEIN PER REP	0	2.288	2.288
**D	FAIR MANOR LLC	0	6.480	6.480
**D	KISSICK FAMILY FOUNDATION	0	8.492	8.492
**D	JOHN A BLANCHARD REVOCABLE TRUST UAD 05/01/12 JOHN A BLANCHARD TTEE	0	2.218	2.218
**D	THE NATHOO TRUST UAD 02/14/19 AMIR NATHOO & KIRSTY L NATHOO TTEES	0	2.142	2.142
**D	ELISHA P GOULD III 2021 GT UAD 05/02/21 SUSAN R GOULD TTEE	0	4.606	4.606
**D	1998 MOODY HINMAN REVOCABLE TR UAD 01/12/98 JENNIFER HINMAN & MICHAEL MOODY TTEES AMD 08/08/17	0	2.444	2.444
**D	M MEHDI AKHAEVIN REVOCABLE TR UAD 08/15/11 JALAL D AKHAEVIN TTEE	0	2.589	2.589
**D	LYNDA CARTER ALTMAN REV TR UAD 09/27/07 LYNDA CARTER ALTMAN TTEE AMD 04/20/21	0	21.229	21.229
**D	MARYANNE TRUMP BARRY 2021 GRAT UAD 04/20/21 MARYANNE TRUMP BARRY TTEE	0	16.634	16.634
**D	AMERICAN ENDOWMENT FOUNDATION FBO EDUS AND HARRIET WARREN CHARITABLE FUND.	0	2.818	2.818
**D	DIMITRI NIKOULINE LIVING TRUST UAD 01/28/19 DIMITRI NIKOULINE TTEE AMD 12/15/20	0	10.163	10.163
**D	PAULA AND WILLIAM BERNSTEIN FDN	0	4.433	4.433
**D	BERRIEN COMMUNITY FOUNDATION INC	0	11.460	11.460
**D	ALTMAN HOLDINGS LLC	0	36.219	36.219
**D	LUCKY ENOUGH LP	0	15.705	15.705
**D	MICHAEL J WOOD FAMILY TRUST UAD 11/19/20 MICHAEL J WOOD TTEE (BNY MELLON NA AS SECURED PARTY)	0	6.503	6.503
**D	ESTATE OF ROBERT A ALTMAN LYNDA CARTER ALTMAN & JAMES C ALTMAN & JESSICA C ALTMAN CO-EXECUTORS	0	28.191	28.191
**D	THE UNION THEOLOGICAL SEMINARY IN THE CITY OF NEW YORK	0	8.357	8.357
**D	THE GESSNER FAMILY FOUNDATION C/O LAWRENCE A. MCALLISTER	0	2.678	2.678
**D	AMERICAN ENDOWMENT FOUNDATION FBO THE JAY & ROSE PHILLIPS FAM FOUNDATION OF CO INTL...	0	18.788	18.788
**D	AMERICAN ENDOWMENT FOUNDATION FBO JAY AND ROSE PHILLIPS FAM FOUNDATION OF CA INTL ..	0	18.353	18.353
**D	LELAND AND MARGARET JOHNSON TR UAD 10/10/88 SUSAN J HULL TTEE	0	2.834	2.834
**D	CATHERINE S HILER (BNY MELLON NA AS SECURED PARTY)	0	6.126	6.126
**D	MICHAEL AND LORI MILKEN FAMILY FOUNDATION 1250	0	2.694	2.694
**D	LKH & TPH IRRV FAM TR UAD 12/17/20 THOMAS P HUNT TTEE	0	5.340	5.340
**D	THE LEE FAMILY TRUST UAD 05/16/97 ALAN LEE & CHERILYN LEE TTEES	0	6.449	6.449
**D	WILLIAM N SHIEBLER 2008 TRUST UAD 09/18/08 A B LAFTER & J SHIEBLER TTEES	0	9.227	9.227
**D	WEBB 2020 GRANDCHILDREN'S TRUST UAD 12/01/20 J LEWIS & J C WEBB TTEES	0	2.563	2.563
**D	DENISE ANN MAHDESIAN RABINOVITCH TRUSTEE OF THE DENISE RABINOVITC (BNY MELLON NA AS SECURED PARTY)	0	3.442	3.442
**D	JRR HILL PARTNERSHIP L.P.	0	24.060	24.060
**D	LPC HOLDINGS LLC	0	39.361	39.361
**D	CRAWFORD 2005 IRREVOCABLE TRUST UAD 10/21/05 JEFFREY G CRAWFORD TTEE	0	7.883	7.883
**D	JGC TRUST UAD 07/15/02 JEFFREY G CRAWFORD TTE	0	4.063	4.063
**D	GORDON AND DONA CRAWFORD TRUST UAD 08/23/77 GORDON CRAWFORD & DONA CRAWFORD TTEES	0	15.696	15.696
**D	WALNUT INVESTORS LLC	0	5.324	5.324
**D	LEWIS 2020 FAMILY TRUST UAD 11/24/20 PATRICIA N LEWIS TTEE	0	5.791	5.791
**D	LEWIS 2020 DESCENDANTS' TRUST UAD 11/24/20 RICHARD N LEWIS TTE	0	5.934	5.934
**D	GEORGE D KENNEDY 1997 CHILDRENS TR UAD 11/25/97 TIMOTHY C KENNEDY & VALERIE P KENNEDY TTEES	0	4.276	4.276
**D	ELIZABETH H MCSWAIN DYNASTY TR UAD 11/04/20 ELIZABETH H MCSWAIN TTEE	0	2.730	2.730
**D	SAN ANGELO AREA FOUNDATION	0	6.291	6.291
**D	JASCHE-GAIL FAMILY FTF LLC (BNY MELLON NA AS SECURED PARTY)	0	56	56
**D	LINDA JANGER TRUST UAD 01/14/99 LINDA JANGER TTEE AMD 08/21/19	0	2.899	2.899
**D	PATRICIA J. WERZYN 2020 RG TRUST UAD 09/30/20 SAGEWORTH TRUST COMPANY TTEE	0	4.500	4.500
**D	WILLIAM W. WERZYN 2019 REV TRUST UAD 11/20/19 SAGEWORTH TRUST COMPANY TTEE	0	4.930	4.930

309



LISTA ESITO DELLE VOTAZIONE
 Oggetto: Bilancio di esercizio al 31 dicembre 2021

FAVOREVOLI

Badge	Ragione Sociale	Proprio	Delega	Totale
**D	MARKOULIS EXEMPT IRR TRUST II UAD 12/26/07 GREGORY A MARKOULIS TTEE	0	2.452	2.452
**D	CANISURSUS LLC	0	4.061	4.061
**D	ALW INVESTMENTS LLC	0	3.775	3.775
**D	RICHARD W. GESSNER JR. LEG TR UAD 12/30/10 RICHARD W GESSNER & SAGEWORTH TRUST COMPANY TTEES	0	3.306	3.306
**D	ROBERT B. GESSNER LEGACY UAD 12/30/10 SAGEWORTH TRUST COMPANY & ROBERT B GESSNER TTEES	0	3.309	3.309
**D	ELIZABETH MCALLISTER LEGACY TR UAD 12/30/10 ELIZABETH A MCALLISTER & SAGEWORTH TRUST COMPANY TTEES	0	3.304	3.304
**D	JENNIE KASSANOFF REVOCABLE TRUST UAD 01/18/18 JENNIE A KASSANOFF TTEE	0	6.200	6.200
**D	PAULA LANTZ TRUST UAD 06/27/12 SAGEWORTH TR CO OF SOUTH DAKOTA TTEE	0	1.551	1.551
**D	1882 INVESTMENTS LLC C/O ST LOUIS TRUST	0	4.869	4.869
**D	THE ASSISI FOUNDATION OF MEMPHIS INC	0	24.689	24.689
**D	RIC TORRES TR UAD 12/26/01 RICARDO V TORRES TTEE	0	6.749	6.749
**D	ALISON ZUBER 2020 ANNUITY TRUST UAD 07/01/20 ALISON ZUBER TTEE.	0	3.565	3.565
**D	THE MINANA LOVEFACE FAMILY TRUST UAD 06/11/00 ROBERT LOVEFACE & ALICIA MINANA TTEES	0	14.294	14.294
**D	CATHY LYNN SPRINGER REV LIV TR UAD 03/31/04 CATHY SPRINGER TTEE	0	5.410	5.410
**D	EAPW TRUST NO. 1 UAD 07/13/13 RAFIK WARD & JACQUELINE WARD TTEES	0	2.201	2.201
**D	MKW TRUST NO. 1 UAD 05/11/08 RAFIK WARD & JACQUELINE WARD TTEES	0	2.207	2.207
**D	CWS TRUST NO. 1 UAD 08/07/07 WILLIAM STINEHART III & KARIANNA STINEHART TTEES	0	2.110	2.110
**D	CRS TRUST NO. 1 UAD 06/08/20 KARIANNA STINEHART & WILLIAM STINEHART III TTEES	0	2.110	2.110
**D	HV MKTEL SEC PTR LLC 2020 RG TR	0	6.996	6.996
**D	ALAN K & LAURA G GREBENE TR UAD 08/24/12 ALAN GREBENE & LAURA GREBENE TTEES	0	4.135	4.135
**D	CHRISTOPHER E. OLOFSON TRUST UAD 05/06/14 CHRISTOPHER E OLOFSON TTEE	0	5.643	5.643
**D	R & J RODGERS LIVING TRUST UAD 11/05/18 R E RODGERS ET AL TTEES	0	3.503	3.503
**D	STERITECH TRUST NUMBER TWO UAD 12/31/98 B JARVIS & J J CARPENTER TTEES	0	5.229	5.229
**D	BERT FISH FOUNDATION INC	0	10.079	10.079
**D	RMD 2020 TRUST UAD 04/16/20 LISA DESMOND TTEE	0	14.811	14.811
**D	ALLEN H RABINOW INSURANCE TRUST 2018 UAD 10/12/18 DAVID RABINOW TTEE	0	3.423	3.423
**D	FREDERICK S UPTON FOUNDATION	0	16.865	16.865
**D	KWL TRUST UAD 10/22/15 KEVIN LOVE TTEE	0	5.843	5.843
**D	DG TRUST UAD 10/07/16 DANILLO GALLINARI TTEE	0	5.897	5.897
**D	RAFIK AND JACQUELINE WARD LIVINGTRUST UAD 10/01/16 RAFIK WARD & JACQUELINE WARD TTEES	0	1.571	1.571
**D	THE SEABURY FOUNDATION	0	4.832	4.832
**D	VALENTINE FAMILY DTV GST UAD 06/29/01 C VALENTINE & H VALENTINE & M VALENTINE TTEES	0	3.212	3.212
**D	JULIE ST JOHN TRUST UAD 05/31/11 JULIE ST JOHN TTEE (BNY MELLON NA AS SECURED PARTY)	0	3.314	3.314
**D	VALENTINE SURVIVOR'S TRUST UAD 04/29/67 H VALENTINE & C VALENTINE & M VALENTINE TTEES AMD 11/26/16	0	20.192	20.192
**D	AMERICAN ENDOWMENT FOUNDATION FBO JENNIFER FOSTER CHARITABLE FUND	0	3.459	3.459
**D	SCOTT R. WAGNER 2007 MULTITIGEN TR UAD 06/25/07 SAGEWORTH TR CO TTEE THE HUNTINGTON NATIONAL BANK AS SECURED PARTY	0	9.005	9.005
**D	DAVID VOLKERT & ASSOCIATES INC	0	10.093	10.093
**D	SEAN T & BRANDI L MARS LIV TR UAD 05/24/18 BRANDI L MARS & SEAN T MARS TTEES	0	1.862	1.862
**D	RONALD WOOD SEP PROP TRUST UAD 06/12/19 RONALD D WOOD TTEE (BNY MELLON NA AS SECURED PARTY)	0	6.957	6.957
**D	LLOYD G. EDWARDS JR. IRREV TRUST UAD 08/28/14 ALYCE C EDWARDS TTEE	0	4.442	4.442
**D	THE SAMUELS 2019 GST DESCENDANTS' TRUST UAD 06/06/19 LORI W SAMUELS & THEODORE R SAMUELS TTEES	0	15.250	15.250
**D	WBW FAMILY TRUST UAD 08/08/90 ELIZABETH BAWDEN TTEE.	0	8.785	8.785
**D	WBW DYNASTY LLC	0	4.610	4.610
**D	DAVID'S HARD WORK TRUST UAD 03/26/12 DAVID R ECKLES	0	6.901	6.901
**D	SAO 2015 FAMILY TRUST UAD 08/31/15 V F ORTHWEIN & A ORTHWEIN JR & P ORTHWEIN TTEES	0	10.271	10.271
**D	HARMAN 2019 IRREV CHILDREN'S TR UAD 01/14/19 F HARMAN & S HARMAN TTEES	0	7.467	7.467
**D	CONSTANTIN SAUVAGE IRREV GIFT TR UAD 08/20/15 MARK S TINGLOF TTEE	0	12.999	12.999
**D	GEORGE & CINDY RUSU FAM FND	0	3.883	3.883
**D	THE BELTZ FAMILY TRUST UAD 05/06/10 SCOTT T BELTZ & JENNIFER BELTZ TTEES	0	3.396	3.396

Azionisti in delega: 4.296

Pagina 62

310



LISTA ESITO DELLE VOTAZIONE


Oggetto: Bilancio di esercizio al 31 dicembre 2021

FAVOREVOLI

Badge	Ragione Sociale	Proprio	Delega	Totale
**D	MICHAEL A FELIX DEBORAH A FELIX JT TEN (BNY MELLON NA AS SECURED PARTY)	0	5.446	5.446
**D	BREYER FAMILY FOUNDATION C/O JIM BREYER	0	26.975	26.975
**D	JAMES W BREYER TRUST UAD 03/25/05 JAMES W BREYER TTEE BNY MELLON N.A. AS SECURED PARTY	0	125.757	125.757
**D	THEODORE S BREYER 2022 IRREV TRUST UAD 02/07/22 A7P TRUST COMPANY TTEE	0	6.484	6.484
**D	DANIEL W BREYER 2022 IRREV TRUST UAD 02/07/22 A7P TRUST COMPANY TTEE	0	6.672	6.672
**D	EMILY D. BREYER 2022 IRREV TRUST UAD 02/07/22 A7P TRUST COMPANY TTEE	0	8.732	8.732
**D	THE MORROW FAMILY TRUST UAD 08/07/02 RONALD B MORROW TTEE	0	4.695	4.695
**D	ELIZA C ROBERTS TRUST UAD 07/28/86 J R BOCKSTOE & G A HAYES TTEES	0	8.102	8.102
**D	HICKORY FOUNDATION	0	11.026	11.026
**D	STEPHEN AUGUST ORTHWEIN MAR TR UAD 02/11/93 A B ORTHWEIN JR & V F ORTHWEIN & P B ORTHWEIN TTEES	0	8.577	8.577
**D	ELMON VERNIER JR REV TR OF 1996 UAD 09/09/96 ELMON L VERNIER JR TTEE AMD 04/19/10	0	10.340	10.340
**D	RED FAMILY INVESTMENTS LLC 13	0	25.632	25.632
**D	RED FAMILY INVESTMENTS LLC 12	0	9.401	9.401
**D	GOLD FAMILY INVESTMENTS LLC 53	0	23.354	23.354
**D	GOLD FAMILY INVESTMENTS LLC 52	0	6.043	6.043
**D	GOLD FAMILY INVESTMENTS LLC 51 (C)	0	5.379	5.379
**D	GOLD FAMILY INVESTMENTS LLC 51 (A)	0	3.296	3.296
**D	GOLD FAMILY INVESTMENTS LLC 51 (B)	0	3.284	3.284
**D	GOLD FAMILY INVESTMENTS LLC 50	0	852	852
**D	KOLIN FAMILY TRUST UAD 01/08/20 BENJAMIN KOLIN & MONIQUE KOLIN TTEES	0	6.316	6.316
**D	ALICANTE PARTNERS L P	0	12.435	12.435
**D	ASSET FACTORING LLC	0	4.777	4.777
**D	NORTH CHARLES LLC	0	11.643	11.643
**D	NATIONAL CENTER ON EDUCATION & THE ECONOMY	0	11.511	11.511
**D	KUSEL CAPITAL MANAGEMENT LLC.	0	9.424	9.424
**D	HENRY KUSEL ASSOCIATES LLC.	0	4.665	4.665
**D	LIBRA FOUNDATION GLOBAL EQUITY	0	5.061	5.061
**D	BUCKLEY REVOCABLE TRUST UAD 10/03/94 MIMI M BUCKLEY & PETER BUCKLEY TTEES	0	14.712	14.712
**D	LISA & DOUGLAS GOLDMAN FUND JENNIFER	0	4.527	4.527
**D	LISA & DOUGLAS GOLDMAN FUND MATTHEW	0	4.527	4.527
**D	LISA & DOUGLAS GOLDMAN FUND	0	27.486	27.486
**D	ZEISLER/BAILEY FAMILY TRUST UAD 05/14/98 JOHN ZEISLER & JENNIFER BAILEY TTEES AMD 01/24/12	0	13.097	13.097
**D	LISA & DOUGLAS GOLDMAN FUND JASON	0	4.525	4.525
**D	GEORGE D KENNEDY CRUT UAD 12/03/07 GEORGE D KENNEDY TTEE	0	2.125	2.125
**D	GEORGE D KENNEDY CRUT UAD 12/15/94 VALERIE P KENNEDY & GEORGE D KENNEDY TTEES	0	3.719	3.719
**D	JOHN & MARCIA GOLDMAN FDN INTL	0	40.384	40.384
**D	JOHN & MARCIA GOLDMAN FDN JESSICA	0	4.546	4.546
**D	MARVAN FAMILY INVESTMENTS LLC	0	6.389	6.389
**D	GOLDMAN ENVIRONMENTAL FOUNDATION	0	16.970	16.970
**D	FOUNDATION FOR THE ARTS	0	10.110	10.110
**D	3RD MILLENNIUM TRUST UAD 03/17/99 MARK STEVENS & MARY STEVENS TTEES AMD 09/05/03	0	39.308	39.308
**D	OSTO HOLDINGS LLC	0	3.771	3.771
**D	DANE NICHOLS 1993 TRUST UAD 06/15/93 DANE NICHOLS TTEE AMD 09/16/96	0	350	350
**D	SUSAN JACKSON LEVINE REV TR UAD 12/23/76 S J-LEVINE TTEE AMD 01/01/99 1211	0	4.679	4.679
**D	D. MCLEAN 2012 DESCENDANTS TR UAD 03/15/12 D MCLEAN & J M KEARNEY & K L KEARNEY TTEES	0	8.943	8.943
**D	US BOARD OF TTEE ATHENS COLLEGE	0	9.738	9.738
**D	THE KEARNEY 2011 DESCENDANTS TR UAD 12/22/11 D MCLEAN & J M KEARNEY & J D MCLEAN & K L KEARNEY TTEES	0	9.880	9.880
**D	SHEPUTIS CAMPBELL FAMILY TRUST UAD 03/22/19 SUSAN L CAMPBELL & JOHN P SHEPUTIS TTEES	0	6.222	6.222
**D	LONDON IRR FAM TR FBO BENJAMIN UAD 12/14/99 VALERIE LONDON TTEE	0	10.943	10.943
**D	THE ALTMAN LEGACY TRUST UAD 07/05/07 SUSAN ALTMAN TTEE	0	27.153	27.153

Azionisti in delega: 4.296

Pagina 63



Assemblea Ordinaria del 19 maggio 2022

LISTA ESITO DELLE VOTAZIONE

Oggetto: Bilancio di esercizio al 31 dicembre 2021

FAVOREVOLI

Badge	Ragione Sociale	Proprio	Delega	Totale
**D	HARMAN FAMILY FOUNDATION DRESSLER & ASSOCIATES	0	16.467	16.467
**D	ROBIN B SMITH REVOCABLE TRUST UAD 12/23/10 ROBIN B SMITH TTEE	0	19.048	19.048
**D	LAWAR LELAND 2006 REV TRUST UAD 04/18/06 R A LELAND & H E LELAND & L LELAND TTEES AMD 06/19/13 371	0	1.881	1.881
**D	LAWARD LELAND 2006 REV TRUST UAD 04/18/06 R A LELAND & H E LELAND & L LELAND TTEES AMD 06/19/13 371	0	4.200	4.200
**D	LAWARD LELAND 2006 REV TRUST UAD 04/18/06 R A LELAND & H E LELAND & L LELAND TTEES AMD 06/19/13 371	0	3.409	3.409
**D	JOHN S ROSEKRANS TRUST UAD 06/04/08 JOHN S ROSEKRANS TTEE AMD 06/06/08	0	10.956	10.956
**D	TIBURON PARTNERS LP (BNY MELLON NA AS SECURED PARTY)	0	7.067	7.067
**D	NANCY S MUELLER REVOCABLE TRUST UAD 12/10/81 NANCY S MUELLER TTEE AMD 11/06/12 (BNY MELLON NA AS SECURED PARTY)	0	7.699	7.699
**D	SCHIEF CAPITAL COMPANY LP	0	40.319	40.319
**D	THE STANTON FOUNDATION	0	9.234	9.234
**D	EDWARD C TOPHAM REV TRUST UAD 11/10/00 EDWARD C TOPHAM TTEE	0	7.475	7.475
**D	TREE TOPS PARTNERS L.P.	0	0	2.193
**D	O'SHAUGHNESSY LIVING TRUST UAD 07/29/13 R T O'SHAUGHNESSY & ET AL TTEES AMD 04/17/19 (BNY MELLON NA AS SECURED PARTY)	0	4.041	4.041
**D	2.193	0	4.934	4.934
**D	THE JESSICA TRUST UAD 11/03/99 SUSAN ALTMAN TTEE	0	3.891	3.891
**D	THE WILLOW TRUST UAD 02/22/99 J CALLINAN & L CALLINAN TTEES AMD 05/03/07	0	9.590	9.590
**D	THE JAMES TRUST UAD 11/03/99 SUSAN ALTMAN TTEE	0	6.677	6.677
**D	GOODMAN RUBIN CHILDREN'S REM TR UAD 07/18/07 ANDREW GOODMAN & MYRA RUBIN TTEES	0	11.250	11.250
**D	GOODMAN/RUBIN FAMILY TRUST UAD 03/02/92 MYRA RUBIN & ANDREW GOODMAN TTEES AMD 07/11/07	0	4.779	4.779
**D	GALEN TAYLOR DESCENDANTS' TRUST UAD 11/16/16 NANCY BRYANT TTEE.	0	1.849	1.849
**D	JACKSON-GRUBE LIMITED PARTNERSHIP	0	3.295	3.295
**D	JENNIFER R GOLDMAN REV TRUST UAD 09/01/16 JENNIFER GOLDMAN TTEE	0	9.877	9.877
**D	THE JESSICA GOLDMAN FOUNG TRUST UAD 12/26/07 JESSICA L GOLDMAN-FOUNG TTEE	0	25.494	25.494
**D	AARON D GOLDMAN TRUST UAD 02/11/07 AARON GOLDMAN TTEE	0	5.441	5.441
**D	QUARTERDECK MARINE VENTURES LLC	0	14.460	14.460
**D	KEH INVESTMENTS INC	0	11.953	11.953
**D	DADDO & GHEE CAPITAL LLC	0	12.326	12.326
**D	WOO VENTURES LP	0	3.885	3.885
**D	WILLIAM J GATTI JR NANCY R GATTI JT TEN (S&T BANK AS SECURED PARTY)	0	5.600	5.600
**D	W A FICKLING JR WEALTH PRES TR UAD 11/17/16 ROY FICKLING & WILLIAM FICKLING JR TTEES	0	5.712	5.712
**D	LAMOND FAMILY TRUST UAD 11/22/85 P R LAMOND & C E LAMOND TTEES AMD 04/15/99	0	25.019	25.019
**D	ELIZABETH RICE STEVENS TRUST UAD 12/10/13 ELIZABETH R STEVENS TTEE	0	11.930	11.930
**D	TAYLOR / BRYANT FAMILY LLC.	0	7.237	7.237
**D	J & R TRUST UAD 05/15/09 JASON PILALAS & RENNA PILALAS TTEES	0	32.087	32.087
**D	THE JERRY TAYLOR & NANCY BRYANT FOUNDATION.	0	2.443	2.443
**D	BMA 2009 TRUST UAD 12/03/09 SAGEWORTH TRUST COMPANY & JOHN M ARNOLD TTEE	0	7.431	7.431
**D	MARKOULIS EXEMPT IRREV TR I UAD 12/26/07 GREGORY A MARKOULIS TTEE.	0	9.938	9.938
**D	WESTCHESTER CMYTY COLLEGE FDN	0	4.987	4.987
**D	THE STEPHENSON FOUNDATION	0	14.487	14.487
**D	JOHN & MARCIA GOLDMAN FDN AARON	0	21.511	21.511
**D	JERNSTEDT II LLC	0	7.728	7.728
**D	TAYLOR FAMILY MULTI-GEN TRUST UAD 10/24/16 NANCY BRYANT TTEE.	0	5.618	5.618
**D	GERALD H TAYLOR REV TR NANCY B BRYANT REV TR TEN COM (BNY MELLON NA AS SECURED PARTY)	0	7.134	7.134
**D	CHAN FAMILY TRUST UAD 06/16/97 ALEXANDER CHAN TTEE	0	20.023	20.023
**D	LEWIS MANAGEMENT TRUST OF 2008 UAD 02/02/16 P LEWIS & R A LEWIS TTEES PNL SEPERATE PROPERTY	0	11.221	11.221
**D	KOSHART TRUST DATED 07/11/2006 UAD 07/11/06 PHLISSA KOSHAND TTEE	0	50.856	50.856
**D	TED AND LORI SAMUELS FAMILY TRUST UAD 07/03/96 THEODORE R SAMUELS & LORI W SAMUELS TTEES	0	4.949	4.949
**D	THE KELLY FAMILY TRUST UAD 05/25/95 JOHN KELLY & JENNIFER N KELLY TTEES AMD 11/10/99 1708	0	15.117	15.117
**D	THOMAS F STEPHENSON INV PARTNERS LP	0	0	0
**D	THE MICHAEL J ROMNY REVOCABLE TR UAD 06/06/95 MICHAEL J ROMNY TTEE	0	0	0
**D	RICHARD INVESTMENTS LLC	0	0	0

312



LISTA ESITO DELLE VOTAZIONE
 Oggetto: Bilancio di esercizio al 31 dicembre 2021

FAVOREVOLI

Badge	Ragione Sociale	Proprio	Delega	Totale
**D	DAVID ARROW 1985 PERSONAL TRUST UAD 07/30/85 DAVID M ARROW TTEE	0	3.079	3.079
**D	LEYNIA LLC	0	8.736	8.736
**D	JUSTINE HARMAN REV TR UAD 05/03/13 J HARMAN TTEE AMD 11/24/17 (BNY MELLON NA AS SECURED PARTY)	0	5.851	5.851
**D	BARBARA M BALDWIN MARITAL TR UAD 06/07/07 B M BALDWIN & C J GENGLE & E G BEIMFOHR & N JACANGELO TTEE	0	9.553	9.553
**D	CHAD IVERSON 2005 REVOCABLE TRUST UAD 08/08/05 CHAD IVERSON TTEE	0	10.040	10.040
**D	GEORGE F JEWETT JR 1965 TRUST UAD 08/05/65 WILLIAM T WEYERHAEUSER TTEE	0	16.468	16.468
**D	CYNTHIA C BLISS LIVING TRUST UAD 04/04/15 CYNTHIA C. BLISS TTEE	0	8.924	8.924
**D	STEPHENSON FAMILY TRUST UAD 07/06/94 BARBARA STEPHENSON & THOMAS F STEPHENSON TTEES (BNY MELLON NA AS SECURED PARTY)	0	54.808	54.808
**D	PHILIP D BLOCK IV 2010 TRUST UAD 08/06/10 PHILIP D BLOCK IV TTEE	0	1.619	1.619
**D	ROSENBERG ACH FAMILY FOUNDATION	0	7.178	7.178
**D	R GLUSHKO & P SAMUELSON REV TR UAD 03/14/00 PAMELA SAMUELSON & ROBERT GLUSHKO TTEES (BNY MELLON NA AS SECURED PARTY)	0	6.226	6.226
**D	GROLIER CLUB OF THE CITY OF NY	0	4.922	4.922
**D	FASTIFF REVOCABLE TRUST UAD 01/22/88 BONNIE FASTIFF TTEE AMD 11/18/16	0	5.778	5.778
**D	THOMAS S AND LISA R CARNAHAN SPOUSAL TR UAD 06/01/20 L R CARNAHAN & T S CARNAHAN TTEES (BNY MELLON NA AS SECURED PARTY)	0	6.038	6.038
**D	MICHAEL M GARLAND GRAT UAD 12/31/99 VIRGINIA COE TTEE 2	0	18.281	18.281
**D	E B BUCK TRUST FBO PAUL BUCK UAD 03/17/87 LAWRENCE WOOD & MICHAEL DESLER TTEES	0	5.891	5.891
**D	KENNETH T STEVENS REV TRUST UAD 06/13/13 KENNETH T STEVENS TTEE (BNY MELLON NA AS SECURED PARTY) GLOBAL EQUITY	0	5.672	5.672
**D	PARACHINI FAMILY TRUST UAD 08/20/98 A PARACHINI & V PARACHINI TTEES NUSE	0	9.097	9.097
**D	WILLIAM J GATTI REVOCABLE TRUST (S&T BANK AS SECURED PARTY)	0	1.877	1.877
**D	F. & S. HARMAN FAMILY TRUST UAD 07/26/96 S HARMAN & F HARMAN TTEES AMD 01/14/19	0	48.250	48.250
**D	JAMES DOOLITTLE DESCENDANT'S TR DREWA DOOLITTLE DESCENDANTS' TR TEN COM	0	7.485	7.485
**D	ASHLEY LEMON SHAW 2010 IRREV TR UAD 12/21/10 CLINTON R. SHAW JR TTEE	0	18.010	18.010
**D	LOLA F SCHUMANN TR UAD 10/21/05 LOLA SCHUMANN TTEE	0	7.572	7.572
**D	ANNE MONTGOMERY REVOCABLE TRUST UAD 4/11/07 ANNE MONTGOMERY TTEE AMD 01/15/14 BNY MELLON N.A. AS SECURED PARTY	0	4.025	4.025
**D	PAUL BUCK REVOCABLE TRUST UAD 10/01/08 PAUL BUCK TTEE AMD 08/01/13	0	4.533	4.533
**D	THE ACH FAMILY TRUST UAD 06/29/06 LINDA ACH TTEE	0	5.977	5.977
**D	ACH FAMILY 2012 IRREV TR UAD 12/17/12 LINDA ACH & ANDREW ACH TTEES	0	14.982	14.982
**D	SUSAN H SCHUMANN FAMILY TRUST UAD 01/22/97 SUSAN SCHUMANN TTEE AMD 05/16/11	0	3.326	3.326
**D	TRUST FBO SARAH WARREN FENTON UAD 08/09/90 HARRIET H WARREN TTEE	0	3.329	3.329
**D	TRUST FBO EDUS H WARREN III UAD 08/09/90 HARRIET H WARREN TTEE	0	3.395	3.395
**D	ROBERT F SCHUMANN JR (BNY MELLON NA AS SECURED PARTY)	0	2.750	2.750
**D	LATE MANAGEMENT CO LLC	0	43.408	43.408
**D	JENNIFER BATTAT REVOCABLE TRUST UAD 06/11/01 JENNIFER BATTAT TTEE (BNY MELLON NA AS SECURED PARTY)	0	8.758	8.758
**D	ST GEORGE'S SOCIETY OF NEW YORK	0	3.705	3.705
**D	THE GERMANACOS FOUNDATION	0	3.622	3.622
**D	ORG RESTAURANTS LLC	0	1.042	1.042
**D	THE KNOSSOS FOUNDATION INC	0	3.480	3.480
**D	MARK R GRABOWSKI REV TR UAD 10/25/12 M GRABOWSKI TTEE (BNY MELLON NA AS SECURED PARTY)	0	1.747	1.747
**D	RALF A LANGE TRUST UAD 12/26/06 RANDELL C DOANE & PATRICIA J PETERSEN TTEES	0	4.177	4.177
**D	BATTAT FAMILY 2015 IRREV TRUST UAD 12/09/15 KEN R HILLIER TTEE	0	18.168	18.168
**D	EX TR UNDER T & J BATTAT REV TR UAD 06/11/01 JENNIFER BATTAT TTEE	0	6.215	6.215
**D	EVELYN K LEVY TR UAD 08/09/04 JEFFREY LEVY & EVELYN LEVY TTEES WEBSTER BANK NA AS SECURED PARTY	0	8.359	8.359
**D	THE MILKEN INSTITUTE	0	6.086	6.086
**D	BWB INVESTORS LLC	0	6.745	6.745
**D	GORDON AND DONA CRAWFORD TRUST UAD 08/23/77 GORDON CRAWFORD & DONA CRAWFORD TTEES AMD 01/11/19	0	9.390	9.390
**D	KDH REVOCABLE TRUST UAD 09/28/15 KATHLEEN D HALE TTEE	0	3.564	3.564
**D	BIPCO INVESTMENTS	0	12.916	12.916


Azionisti in delega: 4.296




LISTA ESITO DELLE VOTAZIONE
 Oggetto: Bilancio di esercizio al 31 dicembre 2021

FAVOREVOLI

Badge	Ragione Sociale	Proprio	Delega	Totale
**D	COUNTERPOINT COMMUNICATIONS INC GLOBAL EQUITY	0	6.298	6.298
**D	THE MORAN FAMILY TRUST	0	5.929	5.929
**D	STRONG FAMILY LP 1109 S PICKWICK AVE SPRINGFIELD	0	5.175	5.175
**D	CONVALESCENT AID SOCIETY	0	3.163	3.163
**D	MARGARET R ATTERBURY TRUST UAD 11/18/96 MARGARET R ATTERBURY TTEE AMD 12/18/97	0	7.146	7.146
**D	BROAD REACH FOUNDATION	0	101.713	101.713
**D	ANNE GERMANACOS REVOCABLE TRUST UAD 08/30/99 ANNE GERMANACOS TTEE	0	9.080	9.080
**D	PEH JR TR FBO CHILDREN OF M NOL UAD 02/22/04 J BRUDER JR & M A NOLEN & SAGEWORTH TRUST COMPANY TTEES	0	4.758	4.758
**D	SAGEWORTH GLOBAL FUND UAD 06/30/05 SAGEWORTH TRUST COMPANY TTEE	0	166.000	166.000
**D	SIGMA-HOCH LLC.	0	15.684	15.684
**D	MARY ANNE A CUNNINGHAM LIVING TR UAD 11/19/98 MARY ANNE A MIELKE TTEE	0	7.023	7.023
**D	THE MARGO PECK TRUST UAD 08/20/99 MARGO PECK TTEE AMD 12/18/18	0	11.470	11.470
**D	ALAN SINDER TR UAD 08/13/96 JACK SINDER & RITA SINDER TTEES AMD 04/22/08	0	2.511	2.511
**D	MARNEMARNE OBERNAUER JR OBERNAUER FAMILY	0	6.326	6.326
**D	SCOTT C WALLACE LIVING TRUST UAD 04/26/95 SCOTT WALLACE TTEE AMD 12/05/00	0	14.855	14.855
**D	DOUGLAS HILL REVOCABLE TRUST UAD 03/29/85 DOUGLAS E HILL TTEE AMD 08/21/01	0	8.761	8.761
**D	THOMPSON R TR WILLIAM AN TR UAD 09/03/96 WILLIAM S THOMPSON & NANCY E THOMPSON TTEES	0	19.025	19.025
**D	ANTHONY & LARY MULLER TRUST UAD 07/01/81 A R MULLER & L L MULLER TTEES AMD 11/24/15	0	4.897	4.897
**D	EDWARD D PLUZYSKI 1993 REV TR UAD 08/26/93 EDWARD PLUZYSKI TTEE AMD 08/20/08	0	8.268	8.268
**D	CAROL RICHARDS SEPARATE PROPERTY TRUST UAD 06/10/88 CAROL RICHARDS TTEE	0	50.019	50.019
**D	JAMES RATZLAFF OSPM RESIDUAL TR UAD 08/27/18 PATRICIA LEE & LAURA L LUSA & JANE P RATZLAFF TTEES	0	8.592	8.592
**D	GILLIAN S FULLER LIVING TRUST UAD 09/11/06 GILLIAN FULLER TTEE	0	22.775	22.775
**D	JOHN C HASKINS REV TR UAD 10/05/18 JOHN HASKINS TTEE AMD 02/11/19	0	21.618	21.618
**D	FAWNY CAPITAL PARTNERS LTD	0	20.613	20.613
**D	NYACK HOLDINGS LLC	0	5.089	5.089
**D	WILLIAM H HANNON FOUNDATION	0	6.012	6.012
**D	ADAM RICHARDS MD (BNY MELLON NA AS SECURED PARTY) .	0	10.021	10.021
**D	JULIE FLESSAS-TAKTON (BNY MELLON AS SECURED PARTY	0	5.788	5.788
**D	JULIE F TAKTON 2012 IRR TR UAD 12/11/12 JULIE GORENS-WINSTON TTEE	0	3.640	3.640
**D	METROPOLITAN INVESTMENTS LLC	0	15.028	15.028
**D	SKIRBALL CULTURAL CENTER	0	9.888	9.888
**D	CHRISTINE F DRIESSEN REV TR UAD 08/01/12 CHRISTINE DRIESSEN TTEE	0	2.829	2.829
**D	JUDY WEBB GRANDCHILDREN'S TRUST UAD 11/22/13 JUDY C WEBB & JOHN T LEWIS TTEES	0	6.921	6.921
**D	MARK DALZELL REV. LIVING TRUST UAD 06/16/95 MARK H DALZELL TTEE	0	9.104	9.104
**D	JAMES & AUNE NELSON FDN SUB ACCOUNT	0	4.915	4.915
**D	ROBERT N. BREWER FAMILY FOUNDATION	0	12.269	12.269
**D	RITA BERRO LIVING TRUST UAD 08/17/15 EDWARD BERRO & RITA BERRO TTEES AMD 05/02/19.	0	5.638	5.638
**D	UNIVERSITY HILL FOUNDATION	0	10.007	10.007
**D	SM ASSOCIATES	0	6.194	6.194
**D	TODD AND TATIANA JAMES FAMILY TRUST UAD 09/07/05 TODD S JAMES & TATIANA JAMES TTEES AMD 12/17/12	0	15.839	15.839
**D	MARYANNE T BARRY 2013 REVOCABLE TRUST UAD 11/21/13 MARYANNE TRUMP BARRY TTEE	0	12.485	12.485
**D	CHP 11-99 FOUNDATION	0	46.041	46.041
**D	2010 BARTH CHILDREN'S IRREV GST NON-EXEMPT TR UAD 10/29/10 ANDY P BARTH TTEE	0	14.919	14.919
**D	MARYANNE T BARRY GST DTD 10/6/00 UAD 10/06/00 DAVID W DESMOND & LISA DESMOND TTEES	0	13.898	13.898
**D	DAVID & LISA DESMOND 2005 REV TR UAD 06/09/05 DAVID W DESMOND & LISA DESMOND TTEES.	0	2.063	2.063
**D	D DESMOND TR U/A MTB 2010 GRAT UAD 09/23/10 DAVID J STOLL & DAVID W DESMOND TTEES	0	9.936	9.936
**D	DESMOND TR UNDER MTB 2002 GRAT UAD 08/01/02 DAVID W DESMOND & LISA DESMOND TTEES (BNY MELLON NA AS SECURED PARTY) .	0	24.885	24.885
**D	M T BARRY 2011 LONG TERM TRUST UAD 11/20/11 LISA DESMOND & DAVID W DESMOND TTEES	0	4.683	4.683
**D	THE LESLIE & ELAINE HOFFMAN FDN	0	16.558	16.558

Assemblea Ordinaria del 19 maggio 2022

LISTA ESITO DELLE VOTAZIONE
Oggetto: Bilancio di esercizio al 31 dicembre 2021

FAVOREVOLI

Badge	Ragione Sociale	Proprio	Delega	Totale
**D	MCF PARTNERSHIP L.P.	0	6.948	6.948
**D	WEATHERSFIELD LLLP	0	4.975	4.975
**D	DRW CAPITAL LLC	0	9.933	9.933
**D	DRW HOLDINGS LLC	0	38.166	38.166
**D	WELLMAN ROBINSON REVOCABLE TRUST UAD 01/22/15 TOM ROBINSON & JOAN E WELLMAN TTEES	0	4.375	4.375
**D	EDWARD BERRO LIVING TRUST UAD 08/17/15 RITA BERRO & EDWARD BERRO TTEES AMD 05/02/19.	0	5.320	5.320
**D	THE HARPER FAMILY FOUNDATION	0	9.874	9.874
**D	THE RAUCH FAMILY FOUNDATION	0	12.630	12.630
**D	A L 2012 NONEXEMPT GRAT UAD 04/30/12 ALICIA MINANA & ROBERT LOVELACE TTEES	0	3.518	3.518
**D	I L 2012 NONEXEMPT GRAT REMAINDER TR UAD 04/30/12 ROBERT LOVELACE & ALICIA MINANA TTEES	0	3.507	3.507
**D	ELLEN CARR TRUST UAD 03/06/07 ELLEN CARR TTEE AMD 11/02/11	0	6.731	6.731
**D	JAMES & AUNE NELSON FDN	0	2.704	2.704
**D	THE M.M. GOOD REVOCABLE TRUST UAD 06/21/05 MARISSA A MAYER TTEE (BNY MELLON NA AS SECURED PARTY)	0	15.401	15.401
**D	ERIKA ARMITAGE KELTON REVOCABLE TRUST UAD 04/04/03 ERIKA A KELTON TTEE (BNY MELLON NA AS SECURED PARTY)	0	3.695	3.695
**D	PAULA B PRETLOW TR UAD 01/25/02 P PRETLOW TTEE AMD 01/29/16 BNY MELLON N.A. AS SECURED PARTY	0	3.942	3.942
**D	TIJAN BELCHER REVOCABLE TRUST UAD 07/11/01 ROBERT TIJAN & CLAUDIA BELCHER TTEES AMD 10/12/07	0	8.818	8.818
**D	TREVOR P BOND (BNY MELLON NA AS SECURED PA	0	6.393	6.393
**D	M.M. SUNSHINE IRREVOCABLE TRUST UAD 12/26/12 MARISSA A MAYER TTEE	0	10.693	10.693
**D	WHH FOUNDATION	0	9.547	9.547
**D	THE FRANK-LINN FAMILY TRUST UAD 06/08/09 CHERYL FRANK & MICHAEL LINN TTEES AMD 10/06/10	0	20.017	20.017
**D	CLEMENSEN INVESTMENTS 2018 LLC	0	9.138	9.138
**D	HARRLET H WARREN REV TRUST UAD 05/31/96 H H WARREN TTEE AMD 06/13/06	0	6.766	6.766
**D	WARREN MARITAL TR FBO HH WARREN UAD 08/09/90 HARRIET H WARREN TTEE	0	13.701	13.701
**D	ABNER & ROSLYN GOLDSTONE LIV TR UAD 03/05/91 A GOLDSTONE & R GOLDSTONE TTEES AMD 12/10/04 GLOBAL	0	8.562	8.562
**D	MUDDY PAWS LP	0	10.849	10.849
**D	COX INVESTMENT COMPANY LP	0	10.799	10.799
**D	GRAY NON-EXEMPT MARITAL TRUST UAD 07/28/86 MARIE GRAY TTEE AMD 08/03/11 11817 ..	0	11.703	11.703
**D	LEONA DELIBERATO BNY MELLON N.A. AS SECURED P.	0	2.527	2.527
**D	FRED C ANTHONY'S CHILDREN'S TR UAD 04/01/03 FRANCES J ANTHONY & TERRY C ANTHONY TTEES	0	14.993	14.993
**D	FRED C ANTHONY 2012 FAMILY TRUST UAD 12/13/12 FRANCES J ANTHONY & TERRY C ANTHONY TTEE	0	3.762	3.762
**D	TERRY C ANTHONY 2012 FAMILY TR UAD 12/13/12 FRED ANTHONY & JEREMY PAVA TTEES	0	3.757	3.757
**D	JAMES MONTGOMERY 2012 FAMILY TRUST UAD 11/30/12 B L WALL & J MONTGOMERY TTEES WHITE & CASE LLP	0	4.109	4.109
**D	ANNABEL D MONTGOMERY 2012 TRUST UAD 11/30/12 J MONTGOMERY & B L WALL TTEES WHITE & CASE LLP	0	4.109	4.109
**D	CYNTHIA SEARS BUXTON TR UAD 05/11/89 CYNTHIA L SEARS TTEE AMD 09/29/17	0	14.071	14.071
**D	JEREMY PAVA CHILDREN'S TRUST UAD 04/01/03 JEREMY PAVA & ARLEN LICHTER TTEES AMD 01/01/11	0	11.488	11.488
**D	RAUCH FAMILY LIVING TRUST UAD 03/01/99 HEATHER WATKINS & SAMUEL SALEN TTEES	0	2.786	2.786
**D	SHALLMAN FAMILY TRUST UAD 05/17/17 JOHN D SHALLMAN & LANI M BARRAMEDA-SHALLMAN TTEES	0	4.816	4.816
**D	PATRICIA FINK SP TRUST UAD 05/16/16 KRIS POPOVICH & PATRICIA FINK TTEES (BNY MELLON NA AS SECURED PARTY)	0	1.198	1.198
**D	THE FRED C ANTHONY REVOCABLE TRUST UAD 12/08/03 TERRY C ANTHONY & FRED ANTHONY TTEES	0	3.791	3.791
**D	DAVID E.I. PYOTT TRUST UAD 04/18/14 DAVID PYOTT TTEE AMD 12/18/17	0	28.332	28.332
**D	GRAY SURVIVOR'S TR UAD 07/28/86 MARIE GRAY TTEE AMD 08/03/11 BNY MELLON N.A. AS SECURED PARTY ..	0	2.539	2.539
**D	KATE LEAR INC	0	2.794	2.794
**D	THE FRANCES LEAR FOUNDATION	0	3.425	3.425
**D	THE BAUMGARTNER FAMILY 2015 REVOCABLE TR UAD 05/14/15 GUNTHER BAUMGARTNER & MARY JANE BAUMGARTNER TTEES	0	7.931	7.931
**D	2012 GST EXEMPT IRREV DEED OF TR OF JAMES A NOLEN IV UAD 12/20/12 MARGARET A NOLEN & SAGEWORTH TRUST COMPANY TTEES	0	0	4.562
**D	STEVEN T WATSON REVOCABLE TRUST UAD 08/11/00 S WATSON & B WATSON TTEES AMD 12/28/02 BNY MELLON N.A. AS SECURED PARTY	0	0	6.587
**D	HAWK ROCK FOUNDATION	0	20.360	20.360
**D	GST EXMPT FAMILY TRUST U/A MICHAEL UAD 06/19/09 SAGEWORTH TRUST COMPANY TTEE C/O SAGEWORTH TRUST COMPANY	0	3.693	3.693

Azionisti in delega: 4.296

Pagina 67



LISTA ESITO DELLE VOTAZIONE
 Oggetto: Bilancio di esercizio al 31 dicembre 2021

FAVOREVOLI

Badge	Ragione Sociale	Proprio	Delega	Totale
**D	LINDA LEE REECE TR UAD 01/01/03 LINDA LEE REECE TTEE C/O ANDREA BRANT	0	4.809	4.809
**D	IAN YOLLES FAMILY TR UAD 11/04/12 IAN YOLLES & IRENE PARIKHAL TTEES	0	3.413	3.413
**D	DIMARCO / HARLEEN 1990 REV TRUST UAD 09/20/90 S G DIMARCO & J B HARLEEN TTEES AMD 06/01/12	0	12.924	12.924
**D	HILGARD HOLDINGS LLC	0	5.083	5.083
**D	KAPLAN WRIGHT FAMILY TRUST UAD 01/22/01 ANDREW J KAPLAN & ALLISON WRIGHT TTEES AMD 09/03/10	0	4.629	4.629
**D	O FAMILY TRUST UAD 02/12/05 EUGENE M OHR & CATHERINE OHR TTEES	0	12.544	12.544
**D	THE ROCK HOLLOW 2013 TRUST UAD 10/20/13 ADAM FIRESTONE & KATHERINE C FIRESTONE TTEES	0	19.336	19.336
**D	ERIC & RACHEL STERN REV 1999 TR UAD 03/02/99 RACHEL STERN & ERIC STERN TTEES IE	0	5.602	5.602
**D	JOHN AND KATHY KISSICK TRUST UAD 07/18/96 JOHN KISSICK & KATHY KISSICK TTEES AMD 03/15/07	0	9.527	9.527
**D	BROWN FAMILY TRUST UAD 05/01/96 JAMES BROWN & JOYCE BROWN TTEES AMD 05/08/08	0	16.711	16.711
**D	THE ROWLAND FAMILY REV TR UAD 02/15/99 M MURPHY & T ROWLAND TTEES AMD 04/02/15 (BNY MELLON NA AS SECURED PARTY)	0	7.953	7.953
**D	R C 2004 REVOCABLE TRUST UAD 04/05/04 ROBERTA A CONROY TTEE	0	6.567	6.567
**D	SCOTT HASKINS REV TRUST UAD 08/11/10 SCOTT M HASKINS TTEE (BNY MELLON NA AS SECURED PARTY)	0	12.818	12.818
**D	ROBIN ZAKOOR LIV TR UAD 08/04/16 ROBIN L ZAKOOR TTEE	0	2.000	2.000
**D	OLIVIA SEARS REVOCABLE TRUST UAD 09/20/02 OLIVIA SEARS TTEE AMD 12/03/19	0	6.739	6.739
**D	MARITAL TRUST U/A F EUGENE DIXON JR UAD 06/30/06 E MILLER ET AL TTEES ESQ BALLARD SPAHR LLP	0	25.731	25.731
**D	KENNEDY LIVING TRUST UAD 03/24/99 R KENNEDY & E KENNEDY TTEES AMD 06/24/04	0	7.710	7.710
**D	MERIDIAN FIRST TRUST UAD 03/17/14 STANLEY E MARON TTEE	0	6.233	6.233
**D	GERHY LIVING TRUST UAD 03/08/91 BERTA A GERHY & FRANK O GERHY TTEES AMD 11/18/08	0	26.565	26.565
**D	SCHNEIDER FAMILY TRUST UAD 04/23/07 DOUGLAS SCHNEIDER & PAULETTE SCHNEIDER TTEES	0	5.799	5.799
**D	ANN C BARTRAM REVOCABLE TRUST UAD 01/06/10 ANN C BARTRAM TTEE	0	8.203	8.203
**D	NAHMIAAS FAMILY TRUST UAD 08/13/07 EDWARD B NAHMIAAS & DEENA NAHMIAAS TTEES	0	7.191	7.191
**D	CHRISTIAN D VALENTINE SEP PR TR UAD 08/05/98 CHRISTIAN VALENTINE TTEE	0	16.925	16.925
**D	LOVELACE SURVIVOR`S TRUST UAD 05/21/90 LILLIAN LOVELACE TTEE AMD 09/28/09	0	11.736	11.736
**D	ERIC & RACHEL STERN REV 1999 TR UAD 03/02/99 ERIC STERN & RACHEL STERN TTEES	0	14.512	14.512
**D	THE WAGENER FAMILY TRUST UAD 12/27/94 SHAW WAGENER & DEBORAH HEITZ TTEES (BNY MELLON NA AS SECURED PARTY)	0	45.377	45.377
**D	ETHAN G 2012 IRREV GIFT TR UAD 12/19/12 ETHAN S GOLDSTINE TTEE	0	12.390	12.390
**D	BARNUM REVOCABLE TR UAD 05/13/94 WILLIAM M BARNUM & DONNALISA P BARNUM TTEES (BNY MELLON NA AS SECURED PARTY)	0	5.009	5.009
**D	MUZZY FAMILY TRUST UAD 01/10/89 P MUZZY ET AL TTEES AMD 02/11/10 WZ PARTNERS	0	10.531	10.531
**D	DE TOLEDO FAMILY TRUST UAD 10/23/85 PHIL DE TOLEDO & ALYCE DE TOLEDO TTEES AMD 10/04/14	0	32.266	32.266
**D	GOODAN REV MGMT TRUST UAD 05/28/99 KRISTINE JONES GOODAN & ROGER GOODAN TTEES	0	7.122	7.122
**D	WARDLAW LIVING TRUST UAD 08/31/89 K M WARDLAW & W WARDLAW TTEES AMD 04/20/99	0	9.740	9.740
**D	DAVID I & MARIANNA J FISHER TRUST UAD 03/23/07 DAVID I FISHER & MARIANNA J FISHER TTEES	0	147.825	147.825
**D	LEI DAY TRUST UAD 09/02/05 SHERRI CRICHTON TTEE	0	11.935	11.935
**D	EILEEN NORTON FAMILY TRUST UAD 02/10/09 EILEEN NORTON TTEE	0	12.324	12.324
**D	FREDERICK GARDNER COTTRELL FDN	0	5.396	5.396
**D	K LIVING TRUST UAD 10/04/84 SOLOMON KAMM & GLORIA G KAMM TTEES AMD 06/03/02	0	10.846	10.846
**D	BRYSN LIVING TRUST UAD 06/11/90 LOUISE BRYSN & JOHN BRYSN TTEES AMD 11/09/05 (BNY MELLON NA AS SECURED PARTY)	0	0	15.988
**D	15.988	0	15.622	15.622
**D	ELIZA HASKINS KOEPEL REVOCABLE TRUST UAD 02/02/16 ELIZA HASKINS KOEPEL TTEE	0	6.898	6.898
**D	CLC TRUST UAD 08/13/15 CAROL L CLEMENSEN TTEE (BNY MELLON NA AS SECURED PARTY)	0	7.124	7.124
**D	GREGORY M COOK IRREVOCABLE TRUST AGREEMENT UAD 12/13/12 W COOK GRAHAM ET AL TTEES	0	20.225	20.225
**D	MARTIN SURVIVOR`S TRUST UAD 10/06/67 DIANE MARTIN TTEE AMD 11/29/99	0	2.644	2.644
**D	JAMES AND JANE RATZLAFF TR UAD 06/21/72 J P RATZLAFF & L L LUSA & P LEE TTEES AMD 08/07/12 (BNY MELLON NA AS SECURED PAR	0	0	0
**D	2.644	0	25.876	25.876
**D	ANDREW & AVERY BARTH FAMILY TR UAD 04/03/93 AVERY B BARTH & ANDREW F BARTH TTEES	0	8.700	8.700
**D	PEF LLLP	0	23.895	23.895
**D	MERIKO TAMAKI LIVING TRUST UAD 02/01/89 BILL PINTARD & MERIKO TAMAKI TTEES	0	16.467	16.467
**D	CRAWFORD FAMILY FOUNDATION	0	3.918	3.918
**D	VALENTINE FAMILY GST UAD 06/29/01 C VALENTINE & M VALENTINE & H VALENTINE TTEES	0	0	0

Azionisti in delega: 4.296

Pagina 68

LISTA ESITO DELLE VOTAZIONE
 Oggetto: Bilancio di esercizio al 31 dicembre 2021

FAVOREVOLI

Badge	Ragione Sociale	Proprio	Delega	Totale
**D	J. MODER LIVING TRUST UAD 10/12/15 JULIA MODER TTEE	0	4.760	4.760
**D	ROYSON HOLDINGS LLC (BNY MELLON NA AS SECURED PARTY)	0	5.495	5.495
**D	ABNER & ROSLYN GOLDSTINE LIV TR UAD 03/05/91 A GOLDSTINE & R GOLDSTINE TTEES AMD 12/10/04 NON-US EQUITY	0	13.609	13.609
**D	JENKINS FAMILY TRUST UAD 05/24/78 ROBERTA JENKINS TTEE AMD 01/31/19 (BNY MELLON NA AS SECURED PARTY 20	0	5.527	5.527
**D	ROBBINS 2002 TRUST UAD 06/28/02 W L ROBBINS & E H ROBBINS TTEES AMD 01/11/17	0	3.380	3.380
**D	THE ALISON C CHERRY TRUST UAD 11/12/82 ALISON ZUBER TTEE AMD 11/02/06	0	1.487	1.487
**D	DEVAN 2005 REVOCABLE TRUST UAD 10/14/05 C DEVAN TTEE AMD 05/17/16.	0	11.804	11.804
**D	CAMILLA CHANDLER FROST TRUST UAD 06/22/87 E BAWDEN TTEE AMD 03/23/04.	0	30.815	30.815
**D	CAMILLA CHANDLER FAM FDN	0	17.828	17.828
**D	KIRBY C. GRABOWSKI REVOCABLE TRUST AGREEMENT UAD 10/25/12 KIRBY COOK GRABOWSKI TTEE (BNY MELLON NA AS SECURED PARTY)	0	7.804	7.804
**D	H R FAMILY TRUST UAD 06/19/02 P E ROWE TTEE AMD 06/11/04	0	21.586	21.586
**D	THE ANNA GOULD REVOCABLE TRUST UAD 08/17/91 ANNA GOULD TTEE AMD 04/21/17	0	3.310	3.310
**D	ANN MULALLY TRUST UAD 05/16/16 ANN MULALLY TTEE AMD 04/12/22	0	7.198	7.198
**D	LAZAR S. FINKER REVOCABLE TRUST UAD 11/27/07 LAZAR FINKER TTEE AMD 08/22/12 GLOBAL	0	5.515	5.515
**D	JUSTIN JASCHKE ANN C GAILL TEN COM (BNY MELLON NA AS SECURED PARTY)	0	36.619	36.619
**D	BALL CAPITAL MANAGEMENT LLC	0	8.105	8.105
**D	LLOYD & ALYCE EDWARDS REV TRUST UAD 12/07/09 ALYCE C EDWARDS & LLOYD G EDWARDS TTEES	0	6.771	6.771
**D	LANBOURN CHARITABLE FOUNDATION	0	1.517	1.517
**D	ROGER I AND RUTH B MACFARLANE TR UAD 12/17/07 ROGER I MACFARLANE & RUTH B MACFARLANE TTEES	0	18.648	18.648
**D	ALISA AYAR 2014 IRREVOCABLE TRUST UAD 12/17/14 JAMES M SYAR TTEE	0	3.099	3.099
**D	JUSTIN L JASCHKE 2012 IRREV TR UAD 12/21/12 ANN C GAILL TTEE	0	5.745	5.745
**D	MILLER HUNTINGTON FAMILY TRUST FEO C P HUNTINGTON UAD 06/22/01 C P HUNTINGTON & M B MILLER JR TTEES AMD 03/26/10	0	2.745	2.745
**D	JENNIFER THORNTON WIELAND LIVING TRUST UAD 06/22/17 TTEE (BNY MELLON NA AS SECURED PARTY)	0	4.803	4.803
**D	THE LINDEN-SUBRAMANIAN TRUST UAD 06/15/02 M B LINDEN & S K SUBRAMANIAN TTEES AMD 01/09/12	0	5.259	5.259
**D	THE GOLDSTEIN FAMILY TRUST UAD 05/09/97 M L GOLDSTEIN & L D GOLDSTEIN TTEES AMD 02/27/07	0	8.608	8.608
**D	PINNEY FAM 1999 TR - COMM PROP OF W & P PINNEY PINNEY FAM 1999 TR - UAD 05/28/99 P V PINNEY & W F PINNEY TTEES AMD 04/04	0	4.002	4.002
**D	STONE RIVER LLC	0	6.022	6.022
**D	ISHIKAWA FAMILY FUND LLC	0	5.605	5.605
**D	2009 IORIO FAMILY TRUST UAD 06/19/09 DONNA E IORIO & ANTHONY M IORIO TTEES	0	4.554	4.554
**D	MCGILL FAMILY TRUST UAD 07/01/05 DONALD J MCGILL & DEVIN M AGRAN TTEES	0	5.227	5.227
**D	KELLY FAMILY TRUST UAD 09/11/08 PETER KELLY & PAMELA L KELLY TTEES	0	18.357	18.357
**D	PHELAN FAMILY LIVING TRUST UAD 12/17/97 JOHN H PHELAN JR & SHERRY G PHELAN TTEES	0	30.853	30.853
**D	CAMPBELL HALL (EPISCOPAL)	0	12.467	12.467
**D	BECKMAN KIDS TRUST UAD 12/08/10 MICHAEL D BECKMAN TTEE (BNY MELLON NA AS SECURED PARTY)	0	2.446	2.446
**D	SPENCE FAMILY TRUST UAD 10/30/01 DARRELL SPENCE & SARAH A SPENCE TTEES AMD 09/13/02	0	17.927	17.927
**D	DEBORAH LOUISE LIMA REVOCABLE TRUST UAD 08/01/06 DEBORAH L LIMA TTEE AMD 07/19/13	0	4.140	4.140
**D	J STEVEN DUNCAN & LAURIE J DUNCAN TTEES OF THE J STEVE J STEVEN DUNCAN & LAURIE J DUNCAN TTEES OF THE J STEVEN DUNCAN &	0	8.983	8.983
**D	MICHAEL AND JEAN BECKMAN LIVING TRUST UAD 03/18/10 MICHAEL DMICHAEL AND JEAN BECKMAN LIVING TRUST UAD 03/18/10 MICHAEL D	0	24.802	24.802
**D	THE 2009 TANQUARY INVESTMENT PARTNERSHIP (BNY MELLON ASTHE 2009 TANQUARY INVESTMENT PARTNERSHIP (BNY MELLON AS SECURED P	0	7.720	7.720
**D	SHARP FAMILY TRUST UAD 09/21/98 M S SHARP & W S SHARP TTEES AMD 05/08/13 (BNY MELLON AS SECURED PARTY)	0	2.868	2.868
**D	CHARLTON FAMILY TRUST - II UAD 09/20/11 DAVID CHARLTON & IVY CHARLTON TTEES AMD 10/13/14 (BNY MELLON AS SECURED PARTY)	0	3.540	3.540
**D	R & L NEWMAN SURVIVOR`S TRUST UAD 07/11/02 RICHARD G NEWMAN JR TTEE	0	3.131	3.131

Pagina 69

Azionisti in delega: 4.296

317



LISTA ESITO DELLE VOTAZIONE

Oggetto: Bilancio di esercizio al 31 dicembre 2021

FAVOREVOLI

Badge	Ragione Sociale	Proprio	Delega	Totale
**D	R & C NEWMAN REVOCABLE TRUST UAD02/22/83 R NEWMAN & C H NEWM R & C NEWMAN REVOCABLE TRUST UAD 02/22/83 R NEWMAN & C H NE	0	0	9.898
**D	9.898			
**D	KEVIN T. NEWMAN (BNY MELLON NA AS SECURED PARTY) COLLATERAL 2004	0	3.490	3.490
**D	JRK NEWMAN LLC	0	3.184	3.184
**D	RBC GLOBAL ASSET MGMT INC	0	500.506	500.506
**D	MEDIOLANUM GESTIONE FONDI SGR - FLESSIBILE FUTURO ITALIA	0	7.000.000	7.000.000
**D	MEDIOLANUM GESTIONE FONDI SGR - FLESSIBILE SVILUPPO ITALIA	0	3.000.000	3.000.000
**D	FIDEURAM AM SGR - FIDEURAM ITALIA	0	252.000	252.000
**D	FIDEURAM AM SGR - PIANO AZIONI ITALIA	0	6.043.000	6.043.000
**D	FIDEURAM AM SGR - PIANO BILANCIATO ITALIA 50	0	1.379.000	1.379.000
**D	FIDEURAM AM SGR - PIANO BILANCIATO ITALIA 30	0	111.000	111.000
**D	FIDEURAM AM SGR - PIANO BILANCIATO ITALIA 30	0	22.608	22.608
**D	EPSILON SGR - EPSILON MULTIASET VALORE GLOBALE 05/2022	0	22.152	22.152
**D	EPSILON SGR - EPSILON MULTIASET VALORE GLOBALE 07/ 2022	0	10.058	10.058
**D	EPSILON SGR - EPSILON QEQIITY	0	1.535	1.535
**D	EPSILON SGR - EPSILON DLONGRUN	0	13.005	13.005
**D	EPSILON SGR - EPSILON QVALUE	0	79.320	79.320
**D	EPSILON SGR - EPSILON ORETURN	0	7.428	7.428
**D	EPSILON SGR S.P.A.-EPSILONEUROPEANEQUITYLARGECAPINDEX	0	5.302	5.302
**D	EURIZON CAPITAL SGR - EURIZON AM GLOBAL MULTIASET MODERATO	0	48.557	48.557
**D	EURIZON CAPITAL SGR - EURIZON RENDITA	0	104.073	104.073
**D	EURIZON CAPITAL SGR - EURIZON AM TOTAL RETURN ATTIVO	0	457	457
**D	EURIZON CAPITAL SGR-EURIZON TOP SELECTION CRESCITA 05/2025	0	1.925	1.925
**D	EURIZON CAPITAL SGR-EURIZON TOP SELECTION EQUILIBRIO06/2024	0	2.283	2.283
**D	EURIZON CAPITAL SGR-EURIZON TOP SELECTION EQUILIBRIO09/2024	0	7.896	7.896
**D	EURIZON CAPITAL SGR - EURIZON PIR ITALIA 30	0	30.612	30.612
**D	EURIZONCAPITALSGR-EURIZONBILANCIATOEUROARISCHICONTROLLATO	0	43.331	43.331
**D	EURIZON CAPITAL SGR - EURIZON AM FLEXIBLE TRILOGY	0	80.800	80.800
**D	EURIZON CAPITAL SGR - EURIZON AM TOTAL RETURN MODERATO	0	402	402
**D	EURIZON CAPITAL SGR-EURIZON TOP SELECTION EQUILIBRIO05/2025	0	2.680.234	2.680.234
**D	EURIZON CAPITAL SGR - EURIZON PROGETTO ITALIA 70	0	45.697	45.697
**D	EURIZON CAPITAL SGR - EURIZON AM TOTAL RETURN DIFENSIVO	0	125.217	125.217
**D	EURIZON CAPITAL SGR - EURIZON AM TR MEGATREND II	0	12.908	12.908
**D	EURIZONCAPITALSGR-EURIZONGLOBALMULTIASETSELECTION09/2022	0	5.651.789	5.651.789
**D	EURIZON CAPITAL SGR - EURIZON AZIONI ITALIA	0	1.348	1.348
**D	EURIZON CAPITAL SGR - EURIZON TOPSELECTION EQUILIBRIO03/2024	0	1.191	1.191
**D	EURIZON CAPITAL SGR-EURIZON TOP SELECTION EQUILIBRIO05/2024	0	2.852	2.852
**D	EURIZON CAPITAL SGR -EURIZON TOP SELECTION CRESCITA 06/2024	0	2.205	2.205
**D	EURIZON CAPITAL SGR -EURIZON TOP SELECTION CRESCITA 05/2024	0	1.985	1.985
**D	EURIZON CAPITAL SGR-EURIZON TOP SELECTION EQUILIBRIO03/2025	0	14.698	14.698
**D	EURIZON CAPITAL SGR - EURIZON AM GLOBAL MULTIASET II	0	25.017	25.017
**D	EURIZON CAPITAL SGR - EURIZON AM OBIETTIVO STABILITA	0	134.589	134.589
**D	EURIZON CAPITAL SGR - EURIZON AZIONI INTERNAZIONALI	0	200.000	200.000
**D	EURIZON CAPITAL SGR - EURIZON AZIONI PMI ITALIA	0	821	821
**D	EURIZON CAPITAL SGR -EURIZON TOP SELECTION CRESCITA 12/2023	0	1.680	1.680
**D	EURIZON CAPITAL SGR -EURIZON TOP SELECTION CRESCITA 03/2024	0	2.253.932	2.253.932
**D	EURIZON CAPITAL SGR - EURIZON PROGETTO ITALIA 40	0	864.284	864.284
**D	EURIZON CAPITAL SGR - EURIZON AM MITO 50	0	8.426	8.426
**D	EURIZON CAPITAL SGR - EURIZON AM RITORNO ASSOLUTO	0	314.950	314.950
**D	EURIZON CAPITAL SGR - EURIZON AM TR MEGATREND	0	234.169	234.169
**D	EURIZON CAPITAL SGR - EURIZON AZIONI EUROPA	0		

Pagina 70

Azionisti in delega: 4.296




LISTA ESITO DELLE VOTAZIONE

Oggetto: Bilancio di esercizio al 31 dicembre 2021

FAVOREVOLI

Badge	Ragione Sociale	Proprio	Delega	Totale
**D	EURIZON CAPITAL SGR - EURIZON AZIONI AREA EURO	0	316.328	316.328
**D	EURIZON CAPITAL SGR - EURIZON AM GLOBAL MULTIASET 30	0	25.856	25.856
**D	EURIZON CAPITAL SGR - EURIZON AM OBIETTIVO CONTROLLO	0	22.785	22.785
**D	EURIZON CAPITAL SGR - EURIZON PIR ITALIA AZIONI	0	421.189	421.189
**D	EURIZON CAPITAL SGR-EURIZON TOP SELECTION CRESCITA 09/ 2024	0	3.268	3.268
**D	EURIZON CAPITAL SGR -EURIZON TOP SELECTION CRESCITA 03/2025	0	3.019	3.019
**D	EURIZON CAPITAL SGR -EURIZON TOP SELECTION CRESCITA 03/2024	0	1.595	1.595
**D	EURIZON CAPITAL SGR-EURIZON TOP SELECTION CRESCITA12/2024	0	3.414	3.414
**D	DIVERSIFIED EQUITY MASTER PORTFOLIO OF MASTER INV PORTFOLIO	0	47.639	47.639
**D	TOTAL INTERNATIONAL EX U.S. INDEX MASTER PORTFOLIO OF MASTER INV	0	441.281	441.281
**D	INTERNATIONAL TILTS MASTER PORTFOLIO OF MASTER INVESTMENT PORTFO	0	2.779.913	2.779.913
**D	ABN AMRO FUNDS	0	4.427.418	4.427.418
**D	ALLIANZ AZIONI ITALIA ALL STARS LL STARS	0	3.110.000	3.110.000
**D	ALLIANZ AZIONI ITALIA 50 SPECIAL	0	93.000	93.000
**D	LABORFONDS - FONDO PENSIONE COMPLEMENTARE LAVORATORI DIPENDENTOPERANTI IN TRENTINO ALTO ADIGE	0	2.490	2.490
**D	ALMEGLIO - FONDO PENSIONE APERTO ALLEANZA A CONTRIBUZIONE DEFINITA	0	24.192	24.192
**D	CANADA PENSION PLAN INVESTMENT BOARD (CPPIB)	0	3.669.187	3.669.187
**D	BP PENSION FUND	0	137.610	137.610
**D	NEW AIRWAYS PENSION SCHEME	0	364.727	364.727
**D	RUSSELL INVESTMENTS INTERNATIONAL SHARES FUND	0	12.192	12.192
**D	RUSSELL INVESTMENTS GLOBAL OPPORTUNITIES FUND	0	24.170	24.170
**D	STATE STREET INTERNATIONAL EQUITIES INDEX TRUST LEVEL 15	0	157.165	157.165
**D	STATE STREET GLOBAL INDEX PLUS TRUST	0	2.609	2.609
**D	ISHARES WORLD EX SWITZERLAND ESG EQUITY INDEX FUND (CH)	0	171.457	171.457
**D	ISHARES WORLD EX SWITZERLAND EQUITY INDEX FUND II (CH)	0	93.365	93.365
**D	MANAGED PENSION FUNDS LIMITED	0	4.107.175	4.107.175
**D	OVERSEAS GROWTH INVESTMENT FUNDS ICVC EUROPEAN GROWTH FUND	0	984.420	984.420
**D	MANAGED INVESTMENT FUNDS ICVCINTERNATIONAL EQUITY TRACKER FUND	0	26.983	26.983
**D	SCOTTISH WIDOWS INVESTMENT SOLUTIONS FUNDS ICVC- DEVELOPED EUROPE (EX UK) EQUITY TRACKER FUND	0	1.249.995	1.249.995
**D	GMO IMPLEMENTATION FUND	0	267.712	267.712
**D	TEACHER RETIREMENT SYSTEM OF TEXAS	0	7.127.034	7.127.034
**D	ARROWSTREET US GROUP TRUST	0	1.541.619	1.541.619
**D	ARROWSTREET EAFE ALPHA EXTENSION TRUST FUND	0	53.606	53.606
**D	GMO BENCHMARKFREE FUND	0	97.362	97.362
**D	PACE INTERNATIONAL EQUITY INVESTMENTS	0	2.269.560	2.269.560
**D	AQR FUNDS AQR EQUITY MARKET NEUTRAL FUND	0	22.687	22.687
**D	ARROWSTREET INTERNATIONAL EQUITY WORRLD EX US ALPHA EXTENSION CIT	0	27.222	27.222
**D	AQR FUNDSAQR MULTIASET FUND	0	1.952	1.952
**D	PLNEBRIDGE GLOBAL DYNAMIC ASSETALLOCATION FUND LLC	0	16.759	16.759
**D	ALLEANZA ASSICURAZIONI SPA	0	5.527.589	5.527.589
**D	STATE STREET GLOBAL ADVISORS LUXEMBOURG SICAV	0	3.369.117	3.369.117
**D	GLOBAL ADVANTAGE FUNDS	0	47.122	47.122
**D	DB VERMOEGENFONDSMANDAT	0	122.000	122.000
**D	UBS LUX FUND SOLUTIONS	0	7.514.225	7.514.225
**D	DWS INVESTMENT SA FOR AERER DER WELTFONDS	0	179.272	179.272
**D	DWS INVESTMENT SA FOR DWS VERMOEGENSMANDATDYNAMIK	0	269.841	269.841
**D	DWS GARANT	0	101.265	101.265
**D	DWS INVESTMENT SA FOR DWS MULTIASET INCOME KONTROLLIERT	0	670.242	670.242
**D	DWS INV SA FOR VERMOEGENFONDSMANDAT FLEXIBEL 80 TEILGESCHUETZT	0	5.055	5.055
**D	DWS INVESTMENT SA FOR DWS VERMOEGENSMANDATDEFENSIV	0	6.056	6.056

319



LISTA ESITO DELLE VOTAZIONE
 Oggetto: Bilancio di esercizio al 31 dicembre 2021

FAVOREVOLI

Badge	Ragione Sociale	Proprio	Delega	Totale
**D	DWS INVESTMENT SA FOR DWS VERMOGENSMANDATABALANCE	0	124.432	124.432
**D	DWS INVEST	0	8.293.316	8.293.316
**D	M&G (LUX) INVESTMENT FUNDS 1	0	15.713.561	15.713.561
**D	PINERIDGE INVESTMENTS FCP RAIF	0	24.650	24.650
**D	GOLDMAN SACHS FUNDS	0	11.315.408	11.315.408
**D	DWS INVEST II	0	1.285.261	1.285.261
**D	XTRACKERS	0	28.965.908	28.965.908
**D	DWS CONCEPT	0	12.500.000	12.500.000
**D	DWS MULTI ASSET FIR FUND	0	1.000.000	1.000.000
**D	BLACKROCK GLOBAL INDEX FUNDS	0	462.978	462.978
**D	BLACKROCK STRATEGIC FUNDS	0	80.082	80.082
**D	AXA WORLD FUNDS	0	5.102.799	5.102.799
**D	ALLIANZ EUROPEAN PENSION INVESTMENTS	0	3.406.157	3.406.157
**D	AZ EURO INVESTMENTS S.A.	0	1.236.652	1.236.652
**D	RP RENDITE PLUS	0	109.059	109.059
**D	ALLIANZ GLOBAL INVESTORS FUND	0	11.486.318	11.486.318
**D	SK EUROPA	0	80.000	80.000
**D	ALLIANZ SUISSE - STRATEGY FUND	0	28.065	28.065
**D	ALLIANZ STIFTUNGSFONDS NACHHALTIGKEIT	0	42.258	42.258
**D	BESTINVER MEGATENDENCIAS, FI	0	222.121	222.121
**D	ING DIRECT FONDO NARANJA DINAMICO,FI	0	56.660	56.660
**D	ING DIRECT FONDO NARANJA CONSERVADOR,FI	0	5.764	5.764
**D	ING DIRECT FONDO NARANJA EURO STOXX 50, FI	0	942.705	942.705
**D	ING DIRECT FONDO NARANJA MODERADO,FI	0	39.951	39.951
**D	BLACKROCK WORLD EX US CARBON TRANSITION READINESS ETF	0	783.397	783.397
**D	BLACKROCK FUTURE CLIMATE AND SUSTAINABLE ECONOMY ETF	0	17.765	17.765
**D	ISHARES ESG MSCI EAFE INDEX ETF	0	40.041	40.041
**D	ISHARES INTERNATIONAL FUNDAMENTAL INDEX ETF	0	82.853	82.853
**D	ISHARES GLOBAL MONTHLY DIVIDENDINDEX ETF (CAD-HEGGED)	0	58.936	58.936
**D	ISHARES ESG MSCI EAFE LEADERS INDEX ETF	0	4.572	4.572
**D	ISHARES CORE MSCI EAFE IMI INDEX ETF	0	1.825.424	1.825.424
**D	ISHARES MSCI EUROPE IMI INDEX ETF	0	204.762	204.762
**D	ISHARES MSCI EUROPE	0	309.111	309.111
**D	ISHARES CORE MSCI EAFE ETF	0	43.083.197	43.083.197
**D	ISHARES CORE MSCI TOTAL INTERNATIONAL STOCK ETF	0	8.216.125	8.216.125
**D	ISHARES CORE MSCI INTERNATIONALDEVELOPED MARKETS ETF	0	2.791.307	2.791.307
**D	ISHARES EDGE MSCI INTL VALUE FACTOR ETF	0	1.403.429	1.403.429
**D	ISHARES MSCI INTL SIZE FACTOR ETF	0	1.660	1.660
**D	ISHARES INTERNATIONAL DIVIDEND GROWTH ETF	0	1.391.775	1.391.775
**D	ISHARES ESG AWARE MSCI EAFE ETF	0	5.024.332	5.024.332
**D	ISHARES INTERNATIONAL SELECT DIVIDEND ETF	0	8.475.551	8.475.551
**D	ISHARES EDGE MSCI MIN VOL EAFE ETF	0	1.152.360	1.152.360
**D	ISHARES CORE MSCI EUROPE ETF	0	3.438.596	3.438.596
**D	ISHARES MSCI EAFE VALUE ETF	0	15.259.124	15.259.124
**D	ISHARES MSCI KOKUSAI ETF	0	27.774	27.774
**D	ISHARES GLOBAL INFRASTRUCTURE ETF	0	10.462.949	10.462.949
**D	ISHARES MSCI ITALY ETF	0	7.295.882	7.295.882
**D	ISHARES GLOBAL UTILITIES ETF	0	927.970	927.970
**D	ISHARES MSCI EUROZONE ETF	0	9.554.688	9.554.688
**D	ISHARES EUROPE ETF	0	1.423.549	1.423.549

Azionisti in delega: 4.296



Pagina 72

LISTA ESITO DELLE VOTAZIONI

Oggetto: Bilancio di esercizio al 31 dicembre 2021

FAVOREVOLI

Badge	Ragione Sociale	Proprio	Delega	Totale
***D	ISHARES MSCI EAFE ETF	0	26.919.735	26.919.735
***D	ISHARES MSCI EAFE INTERNATIONALINDEX FUND	0	4.270.837	4.270.837
***D	BLACKROCK UTILITIES INFRASTRUCTURE AND POWER OPPORTUNITIES TRUST	0	3.975.525	3.975.525
***D	ISHARES MSCI ACWI ETF	0	2.364.425	2.364.425
***D	ISHARES MSCI ACWI EX U.S. ETF	0	1.405.518	1.405.518
***D	UNIVERSALINVESTMENTGESELLSCHAFTMBH FOR UIFONDS AKTIEN WORLD ESG	0	63.690	63.690
***D	UNIVERSALINVESTMENTGESELLSCHAFTMBH FOR HL RESERVEUIFONDS	0	26.800	26.800
***D	THORNBERG INVESTMENT MANAGEMENT, INC.	0	1.681.900	1.681.900
***D	DWS INVESTMENT GMBH FOR DEAM FONDS BBS	0	32.600	32.600
***D	UIFONDS AKTIEN EUROPE MVOLA PASSIVE	0	44.818	44.818
***D	THORNBERG GLOBAL INVESTMENT PLC	0	181.056	181.056
***D	THORNBERG INTERNATIONAL VALUE FUND	0	7.974.555	7.974.555
***D	THORNBERG INVESTMENT INCOME BUILDER FUND	0	41.182.671	41.182.671
***D	MEAG MUNICH ERGO KAPITALANLAGEGESELLSCHAFT MBH FOR MEAG ATLAS	0	419.138	419.138
***D	MEAG MULTI LIFE	0	950.697	950.697
***D	ALLIANZ GLOBAL INVESTORS GMBH FOR ALLIANZGI-FONDS SFT MASTER	0	122.226	122.226
***D	PAX GLOBAL SUSTAINABLE INFRASTRUCTURE FUND	0	356.383	356.383
***D	ALLIANZ GLOBAL INVESTORS GMBH FOR DBIFONDS ANDUS	0	200.000	200.000
***D	INSTITUTIONAL RETIREMENT TRUST	0	293.210	293.210
***D	MEAG ANGLIO CELTIC FUND	0	358.676	358.676
***D	IBM RETIREMENT PLAN	0	34.975	34.975
***D	MEAG PENSION INVEST	0	126.517	126.517
***D	MEAG MUNICH ERGO KAPITALANLAGEGESELLSCHAFT MBH FOR MEAG EURO 1	0	1.085.774	1.085.774
***D	ALLIANZ GLOBAL INVESTORS GMBH FOR ALLIANZGI-FONDS INDU	0	21.200	21.200
***D	COMMONFUND STRATEGIC SOLUTIONS GLOB AL EQUITY, LLC	0	320.447	320.447
***D	GMAM INVESTMENT FUNDS TRUST II	0	63.228	63.228
***D	GMAM GROUP PENSION TRUST II	0	44.352	44.352
***D	RSS INV COMMINGLED EMPLOYEE BENEFIT FUNDS TRUST	0	1.190.136	1.190.136
***D	JOHN HANCOCK LIFE AND HEALTH INSURANCE COMPANY	0	453.766	453.766
***D	THE MASTER TRUST BANK OF JAPAN LTD RE: HITACHI FOREIGN EQUITY INDEX MOTHER FUND	0	197.963	197.963
***D	SPDR MSCI WORLD QUALITY MIX FUND LEVEL 15	0	2.742	2.742
***D	AB VARIABLE PRODUCTS SERIES FUND INC. - AB DYNAMIC ASSET AL LOCATION PORTFOLIO	0	24.001	24.001
***D	ALLIANZBERNSTEIN VARIABLE PRODUCTS SERIES, INC. INTERNATIONAL VALUE PORTFOLIO	0	607.800	607.800
***D	AB VPSF AB GLOBAL RISK ALLOCATIONMODERATE PORTFOLIO	0	81.945	81.945
***D	AB GLOBAL RISK ALLOCATION FUND INC	0	10.639	10.639
***D	AB BOND FUND INC AB ALL MARKETAL RETURN PORTFOLIO	0	747.050	747.050
***D	AB COLLECTIVE INVESTMENT TRUST SERIES	0	461.916	461.916
***D	UNIVERSALINVESTMENTGESELLSCHAFTMBH FOR CTWI 1 UI	0	46.507	46.507
***D	AB CAP FUND INC AB ALL MARKET INCOME PORTFOLIO	0	8.098	8.098
***D	BERNSTEIN FUND INC INTERNATIONAL STRATEGIC EQUITIES PORTFOLIO	0	7.189.040	7.189.040
***D	OREGON PUBLIC EMPLOYEES RETIREMENT SYSTEM	0	1.922.247	1.922.247
***D	LAZARD INTERNATIONAL EQUITY TRUST	0	105.788	105.788
***D	SSB CUSTODIAL SERVICES IREL RUSSELL INVS IREL	0	273.735	273.735
***D	GOLDMAN SACHS TRUST - GOLDMAN SACHS INTERNATIONAL EQUITY DIVIDEND AND PREMIUM FUND	0	128.207	128.207
***D	GOLDMAN SACHS TRUST II - GOLDMAN SACHS MULTI-MANAGER ALTERNATIVE	0	186.267	186.267
***D	GOLDMAN SACHS TRUST II MULTIMANAGER INTERNATIONAL EQUITY FUND	0	2.194.767	2.194.767
***D	NFS DEVELOPMENT FUNDS, LLC	0	6.471	6.471
***D	UNIVERSALINVESTMENTGESELLSCHAFTMBH FOR RZV	0	43.100	43.100
***D	IBM 401(K) PLUS PLAN TRUST	0	1.692.076	1.692.076
***D	GOLDMAN SACHS TRUST - GOLDMAN SACHS ABSOLUTE RETURN TRACKER FUND	0	234.928	234.928

Azionisti in delega: 4.296

Pagina 73




LISTA ESITO DELLE VOTAZIONE
 Oggetto: Bilancio di esercizio al 31 dicembre 2021

FAVOREVOLI

Badge	Regione Sociale	Proprio	Delega	Totale
**D	INTERNATIONAL MONETARY FUND	0	498.836	498.836
**D	MFS VARIABLE INSURANCE TRUST MFS UTILITIES SERIES	0	4.996.667	4.996.667
**D	LAZARD ASSET MANAGEMENT LLC	0	5.084	5.084
**D	LAZARD INTERNATIONAL EQUITY SELECT PORTFOLIO	0	144.376	144.376
**D	LAZARD RETIREMENT INTERNATIONAL EQUITY PORTFOLIO	0	293.305	293.305
**D	LAZARD INTERNATIONAL EQUITY ADVANTAGE PORTFOLIO	0	1.959	1.959
**D	LAZARD REAL ASSETS PORTFOLIO	0	12.875	12.875
**D	LAZARD ESC INTERNATIONAL STRATEGIC EQUITY PORTFOLIO	0	36.683	36.683
**D	UNIVERSAL INVESTMENT GESELLSCHAFT MBH FOR KEFT UNIVERSAL FONDS	0	360.172	360.172
**D	COHEN & STEERS INFRASTRUCTURE FUND, INC.	0	1.560.013	1.560.013
**D	THE STATE OF NEVADA	0	18.973	18.973
**D	PUTNAM DYNAMIC ASSET ALLOCATIONEQUITY FUND	0	7.141	7.141
**D	INTERNATIONAL PAPER COMPANY COMMINGLED INVESTMENT GROUP TRUST	0	1.047.601	1.047.601
**D	PUTNAM RETIREMENT ADVANTAGE GAABALANCE PORTFOLIO	0	61.074	61.074
**D	PUTNAM RETIREMENT ADVANTAGE GAACONSERVATIVE PORTFOLIO	0	23.399	23.399
**D	PUTNAM RETIREMENT ADVANTAGE GAAINCOME STRATEGIES PORTFOLIO	0	17.597	17.597
**D	PUTNAM RETIREMENT ADVANTAGE GAAEQUITY PORTFOLIO	0	40.105	40.105
**D	PUTNAM DYNAMIC ASSET ALLOCATIONGROWTH FUND	0	188.797	188.797
**D	PUTNAM DYNAMIC ASSET ALLOCATIONBALANCED FUND	0	113.249	113.249
**D	PUTNAM DYNAMIC ASSET ALLOCATIONCONSERVATIVE FUND	0	35.152	35.152
**D	PUTNAM RETIREMENT ADVANTAGE GAAAGROWTH PORTFOLIO	0	135.718	135.718
**D	INTE KAPITALANLAGEGESELLSCHAFT MBH FOR LHPRIVATENTEAKTIEN	0	493.633	493.633
**D	PUTNAM DYNAMIC RISK ALLOCATION FUND	0	921	921
**D	PUTNAM VARIABLE TRUST - PUTNAM VT GLOBAL ASSET ALLOCATION FUND	0	8.416	8.416
**D	FIDELITY RUTLAND SQUARE TRUST II STRATEGIC ADV FIDELITY INT FND	0	4.551.890	4.551.890
**D	PENSION BENEFIT GUARANTY CORPORATION	0	1.569.037	1.569.037
**D	UNIVERSAL INVESTMENT GESELLSCHAFT MBH FOR AQUILAUNIVERSALFONDS	0	16.500	16.500
**D	UNIVERSAL INVESTMENT GMBH FOR UIFONDS AKTIEN EUROPE	0	290.000	290.000
**D	FIDELITY RUTLAND SQUARE TRUST II STRATEGIC ADVISERS INT FUND	0	6.777.672	6.777.672
**D	FIDELITY INV TRUST FIDELITY TOTAL INT EQUITY FUND	0	69.453	69.453
**D	FMR CAPITAL INC	0	1.249	1.249
**D	UNIVERSALINVESTMENTGESELLSCHAFTMBH FOR PROUIFONDS SAA	0	741.409	741.409
**D	FIDELITY INV TRUST FIDELITY SERIES INT VALUE FUND	0	22.547.950	22.547.950
**D	FIDELITY INVESTMENT TRUST FIDELITY FLEX INTERNATIONAL FUND	0	58.894	58.894
**D	JOHN HANCOCK TRUST COMPANY COLLECTIVE INVESTMENT TRUST	0	25.637	25.637
**D	JOHN HANCOCK MULTIFACTOR DEVELOPED INTERNATIONAL ETF	0	172.848	172.848
**D	UNIVERSALINVESTMENTGESELLSCHAFTMBH FOR BISUIFONDS	0	77.700	77.700
**D	DUPONT PENSION TRUST	0	20.485	20.485
**D	JOHN HANCOCK SEAFORT LONG/SHORTFUND	0	324.460	324.460
**D	JOHN HANCOCK VARIABLE INSURANCE TRUST STRAT EQ ALLOCATION TRUST	0	1.317.651	1.317.651
**D	JOHN HANCOCK INFRASTRUCTURE FUND	0	2.888.417	2.888.417
**D	SCHWAB FUNDAMENTAL INTERNATIONAL LARGE COMPANY INDEX ETF	0	4.599.224	4.599.224
**D	AB CANADA GLOBAL STRATEGIC COREEQUITY FUND	0	252.446	252.446
**D	AB CAN INT VALUE EQUITY CAP-WEIGHTED, UNHEDGED FUND	0	89.060	89.060
**D	AB TRUST - AB INTERNATIONAL VALUE FUND	0	227.590	227.590
**D	SCHWAB INTERNATIONAL DIVIDEND EQUIT Y ETF	0	2.050.184	2.050.184
**D	SCHWAB INTERNATIONAL EQUITY ETF	0	11.254.909	11.254.909
**D	HC CAPITAL TRUST- THE INSTITUTIONAL INTERNATIONAL EQUITY PORTFOL	0	392.182	392.182
**D	HC CAPITAL TRUST - THE ESG GROWTH PORTFOLIO	0	19.818	19.818
**D	HC CAPITAL TRUST- THE CATHOLIC SRI GROWTH PORTFOLIO	0	4.587	4.587



LISTA ESITO DELLE VOTAZIONE


Oggetto: Bilancio di esercizio al 31 dicembre 2021

FAVOREVOLI

Badge	Ragione Sociale	Proprio	Delega	Totale
**D	ARKWRIGHT, LLC	0	43.303	43.303
**D	KAISER FOUNDATION HOSPITALS	0	203.002	203.002
**D	KAISER PERMANENTE GROUP TRUST	0	231.158	231.158
**D	UNIVERSALINVESTMENTGESELLSCHAFTMBH FOR RMFFONDS	0	12.575	12.575
**D	VANGUARD DEVELOPED MARKETS INDEX FUND	0	56.151.223	56.151.223
**D	TEACHERS` RETIREMENT SYSTEM OF THE STATE OF ILLINOIS	0	3.598.271	3.598.271
**D	VANGUARD FIDUCIARY TRUST COMPANY DEVELOPED MARKETS INDEX TRUST	0	571.214	571.214
**D	VANGUARD ENERGY FUND	0	16.105.262	16.105.262
**D	VANGUARD TOTAL WORLD STOCK INDEX FUND	0	3.689.747	3.689.747
**D	SST GLOB ADV TAX EXEMPT RETIREMENT PLANS	0	35.318.965	35.318.965
**D	STATE STREET TOTAL RETURN VIS FUND	0	84.109	84.109
**D	THE AB PORTFOLIOS AB TAXMANAGED ALL MARKET INCOME PORTFOLIO	0	8.108	8.108
**D	THE AB PORTFOLIOS AB ALL MARKET TOTAL RETURN PORTFOLIO	0	64.580	64.580
**D	SSB SP GLOBAL INFRASTRUCTURE INDEX NONLENDING COMMON TRUST FUND	0	4.150.531	4.150.531
**D	SSB MSCI EUROPE SCREENED INDEX NONLENDING COMMON TRUST FUND	0	354.513	354.513
**D	SSB MSCI ACWI EX USA IMI SCREENED NONLENDING COMMON TRUST FUND	0	211.782	211.782
**D	SSB FTSE RAFI DEVELOPED 1000 INDEX NONLENDING COMMON TRUST FUND	0	103.659	103.659
**D	UBS FUND MANAGEMENT (SWITZERLAND) AG ON BEHALF OF ZURICH INVESTINSTIUTIONAL FUNDS - ZIF GREEN	0	383.491	383.491
**D	INVESCO GLOBAL LOW VOLATILITY EQUITY YIELD FUND	0	12.442	12.442
**D	ZURICH INVEST ICAV	0	1.182.453	1.182.453
**D	PRUDENTIAL RETIREMENT INSURANCE ANNUITY COMPANY	0	1.526.837	1.526.837
**D	WELLINGTON MANAGEMENT FUNDS (IRELAND) PLC	0	2.363.865	2.363.865
**D	MANULIFE INVESTMENT MANAGEMENT INTERNATIONAL EQUITY INDEX POOLED FUND	0	305.858	305.858
**D	NEW YORK STATE TEACHERS RETIREMENT SYSTEM	0	4.951.428	4.951.428
**D	BMO CORPORATE CLASS INC	0	23.640	23.640
**D	BMO INTERNATIONAL EQUITY FUND	0	179.813	179.813
**D	BMO BROOKFIELD GLOBAL RENEWABLES IN FRASTRUCTURE FUND	0	1.069.110	1.069.110
**D	WTCN CLIMATE STRATEGY PORTFOLIO	0	27.491	27.491
**D	WTCN DAILY ENDURING ASSETS PORTFOLIO	0	368.246	368.246
**D	BMO GLOBAL INFRASTRUCTURE FUND	0	348.257	348.257
**D	WISDOMTREE INTERNATIONAL EFFICIENT CORE FUND	0	66.132	66.132
**D	WISDOMTREE DYNAMIC CURRENCY HEDGED INTERNATIONAL EQUITY FUND	0	141.306	141.306
**D	WTCN COLLECTIVE INVESTMENT FUNDS TRUST	0	2.393.315	2.393.315
**D	WTCN COMMON TRUST FUNDS TRUST ENDURING ASSETS PORTFOLIO	0	1.152.565	1.152.565
**D	WISDOMTREE INTERNATIONAL HIGH DIVIDEND FUND	0	322.125	322.125
**D	WISDOMTREE INTERNATIONAL EQUITYFUND	0	541.113	541.113
**D	WISDOMTREE GLOBAL HIGH DIVIDENDFUND	0	29.518	29.518
**D	WISDOMTREE INTERNATIONAL LARGE CAP DIVIDEND	0	455.271	455.271
**D	WASHINGTON STATE INVESTMENT BOARD	0	11.359.727	11.359.727
**D	WISDOMTREE ISSUER ICAV	0	75.060	75.060
**D	WILMINGTON TRUST COLLECTIVE INVESTMENT TRUST	0	85.559	85.559
**D	WELLS FARGO INTERNATIONAL GROWTH PORTFOLIO	0	508.858	508.858
**D	WELLS FARGO FACTOR ENHANCED INTERNATIONAL PORTFOLIO	0	84.196	84.196
**D	WELLS FARGO BK DECL OF TRUST ESTABL INVEST FUNDS EMPLOYEE BEN TR	0	185.362	185.362
**D	CAPITAL GROUP GLOBAL BALANCED FUND (CANADA)	0	398.844	398.844
**D	CAPITAL GROUP CAPITAL INCOME BUILDER (CANADA)	0	385.000	385.000
**D	MEAG MUNICH ERGO KAPITALANLAGEGESELLSCHAFT MBH FOR MEAG VISION	0	201.206	201.206
**D	DWS INVESTMENT GMBH FOR DWSFONDS SAARAERZTE	0	230.464	230.464
**D	CAPITAL GROUP INTERNATIONAL EQUITY FUND (CANADA)	0	70.000	70.000
**D		0	493.107	493.107

Pagina 75

Azionisti in delega: 4.296


LISTA ESITO DELLE VOTAZIONE

Oggetto: Bilancio di esercizio al 31 dicembre 2021

FAVOREVOLI

Badge	Ragione Sociale	Proprio	Delega	Totale
**D	CAPITAL GROUP CANADIAN FOCUSED EQUITY FUND (CANADA)	0	62.361	62.361
**D	VANGUARD FTSE DEVELOPED EUROPE ALL CAP INDEX ETF	0	100.653	100.653
**D	VANGUARD FTSE DEVELOPED ALL CAPEX NORTH AMERICA INDEX ETF	0	913.043	913.043
**D	VANGUARD FTSE DEVELOPED EX NORTH AMERICA HIGH DIVIDEND YIELD IND	0	49.109	49.109
**D	VANECK VECTORS LOW CARBON ENERGY ETF	0	2.688.728	2.688.728
**D	DWS INVESTMENT GMBH FOR DEAMFONDS GSK 1	0	97.730	97.730
**D	DWS INVESTMENT GMBH FOR DEAMFONDS ROSE	0	56.000	56.000
**D	MERCY HEALTH RETIREMENT TRUST	0	103.792	103.792
**D	PINEBRIDGE GLOBAL FUNDS	0	147.555	147.555
**D	METZLER ASSET MANAGEMENT GMBH FOR MIFONDS 415	0	177.500	177.500
**D	ALLIANZ GLOBAL INVESTORS GMBH FOR ALLIANZGIFONDS HPT	0	198.580	198.580
**D	AXA SWISS INST FND GLOBAL FACTORS SUSTAINABLE EQ EX SWITZERLAND	0	16.161	16.161
**D	DWS INVESTMENT GMBH FOR DEAM-FONDS MIR 1	0	16.427	16.427
**D	DWS INVESTMENT GMBH FOR DEAM-FONDS MASP	0	178.000	178.000
**D	UBS (IRL) ETF PLC - S&P 500 ESG UCITS ETF (ENGLISH)	0	2.876.072	2.876.072
**D	DWS INVESTMENT GMBH FOR DEAMFONDS PG EQ	0	208.553	208.553
**D	AXA INV MANAGERS SCHWEIZ AG AXACH STRAT FND SUSTAINABLE EQ CHF	0	15.078	15.078
**D	AXA INVESTMENT MANAGERSGLOBAL EQUITY CHF	0	24.761	24.761
**D	ASIAN DEVELOPMENT BANK	0	895.432	895.432
**D	UNITED INCOME FOCUS TRUST	0	54.939	54.939
**D	TJ-QUALIFIED LLC	0	139.109	139.109
**D	BMO INVESTMENTS III (IRELAND) PLC	0	15.054	15.054
**D	TJ-NONQUALIFIED LLC	0	139.542	139.542
**D	TENNESSEE CONSOLIDATED RETIREMENT SYSTEM	0	6.012.998	6.012.998
**D	CALIFORNIA STATE TEACHERS' RETIREMENT SYSTEM	0	14.948.913	14.948.913
**D	INTEL RETIREMENT PLANS COLLECTIVE INVESTMENT TRUST	0	220.739	220.739
**D	PUBLIC EMPLOYEES' LONG TERM CARE FUND	0	17.809.700	17.809.700
**D	STATE STREET CCF	0	78.538	78.538
**D	STATE STREET IRELAND UNIT TRUST	0	975.095	975.095
**D	SSGA SDR ETFs EUROPE I PUBLIC LIMITED COMPANY	0	1.081.088	1.081.088
**D	SSGA SDR ETFs EUROPE II PUBLICLIMITED COMPANY	0	8.665.939	8.665.939
**D	STATE OF CONNECTICUT RETIREMENTPLANS + TRUST FUNDS	0	5.695.033	5.695.033
**D	THE BANK OF KOREA	0	76.208	76.208
**D	SELFINANCING POSTSECONDARY EDUCATION FUND	0	4.541	4.541
**D	SSGA MSCI ACWI EX-USA INDEX NON-LENDING DAILY TRUST	0	44.831	44.831
**D	SERVICES GROUP OF AMERICA INC	0	60.767	60.767
**D	HONG KONG SPECIAL ADMINISTRATIVE REGION GOVERNMENTEXCHANGE FUND	0	1.119.202	1.119.202
**D	KONSUMENTKOOPERATIONENS PENSIONSSITFTELSE	0	119.784	119.784
**D	SCOTIA PRIVATE INTERNATIONAL EQUITY FUND	0	1.381.439	1.381.439
**D	SCOTIA INTERNATIONAL EQUITY INDEX FUND	0	13.695	13.695
**D	KPA TJANSTENPENSION AB (PUBL)	0	24.273	24.273
**D	KPA PENSIONSFORSAKRING AB (PUBL)	0	1.970.791	1.970.791
**D	FOLKSAM OMSKEDIG LIVFORSAKRING	0	861.545	861.545
**D	RUSSELL INVESTMENTS INSTITUTIONAL FUNDS, LLC INTERNATIONAL EQUIT	0	256.519	256.519
**D	RUSSELL INVESTMENTS INSTITUTIONAL FUNDS LLC MULTI ASSET COR E PLUS FUND	0	340.446	340.446
**D	RUSSELL INVESTMENTS INSTITUTIONAL FUNDS, LLC GLOBAL LISTED INFRA	0	283.940	283.940
**D	RUSSELL INVESTMENTS INSTITUTIONAL FUNDS, LLC SUSTAINABLE MULTI ASSET I-ASSET GROWTH FUND	0	35.832	35.832
**D	RUSSELL GLOBAL INFRASTRUCTURE POOL	0	1.332.913	1.332.913
**D	RUSSELL OVERSEAS EQUITY POOL	0	134.744	134.744
**D	RUSSELL INVESTMENTS MULTIFACTORINTERNATIONAL EQUITY POOL	0	11.604	11.604

Azionisti in delega: 4.296

Pagina 76

LISTA ESITO DELLE VOTAZIONE

Oggetto: Bilancio di esercizio al 31 dicembre 2021

FAVOREVOLI

Badge	Ragione Sociale	Proprio	Delega	Totale
**D	THRIVENT GLOBAL STOCK PORTFOLIO	0	241.623	241.623
**D	THRIVENT CORE INTERNATIONAL EQUITY FUND	0	321.441	321.441
**D	THRIVENT INTERNATIONAL INDEX PORTFOLIO	0	79.955	79.955
**D	THRIVENT INTERNATIONAL ALLOCATION FUND	0	406.252	406.252
**D	DEAM-FONDS CPT	0	76.000	76.000
**D	DWS INVESTMENT GMBH FOR DWS NOTARZTE	0	75.000	75.000
**D	DWS INVESTMENT GMBH FOR DWS NOTARZTE	0	768.264	768.264
**D	THRIVENT INTERNATIONAL ALLOCATION PORTFOLIO	0	340.303	340.303
**D	THRIVENT GLOBAL STOCK FUND	0	70.000	70.000
**D	DWS INVESTMENT GMBH FOR DEAMFONDS FES	0	87.100	87.100
**D	DWS INVESTMENT GMBH FOR DEAMFONDS KLP 1	0	9.189	9.189
**D	DWS INVESTMENT GMBH FOR DEAMFONDS PPC GEQ	0	29.830	29.830
**D	DWS INVESTMENT GMBH FOR DEAM FONDS SVSW	0	9.000	9.000
**D	DWS INVESTMENT GMBH FOR DEAM FONDS LW1	0	890.000	890.000
**D	DWS INVESTMENT GMBH FOR DEAMFONDS PAD	0	80.000	80.000
**D	DWS INVESTMENT GMBH FOR DEUTSCHE BERGBURG 15	0	80.000	80.000
**D	DWS INVESTMENT GMBH FOR DEAM FONDS SCMS	0	4.225	4.225
**D	DWS INVESTMENT GMBH FOR DEAM FONDS STK	0	18.042	18.042
**D	DWS INVESTMENT GMBH FOR DEAM FONDS UVG 1	0	12.300	12.300
**D	DWS INVESTMENT GMBH FOR DEAM FONDS UFG 1	0	42.300	42.300
**D	DWS INVESTMENT GMBH FOR DEAM FONDS PTF	0	500.000	500.000
**D	DWS INVESTMENT GMBH FOR DEAM FONDS SFBWL	0	170.000	170.000
**D	DWS INVESTMENT GMBH FOR DEAM FONDS SLM 1	0	107.711	107.711
**D	DWS INVESTMENT GMBH FOR DEAM FONDS LHG 1	0	29.995	29.995
**D	DWS INVESTMENT GMBH FOR DEAM FONDS OKA	0	60.000	60.000
**D	DWS INVESTMENT GMBH FOR DEUTSCHE LNLN	0	28.685	28.685
**D	DWS INVESTMENT GMBH FOR DEAM-FONDS DVERG	0	9.025	9.025
**D	DWS INVESTMENT GMBH FOR DEAMFONDS EXEMPLUM	0	16.000	16.000
**D	DWS INVESTMENT GMBH FOR DEAM FONDS KDE 1	0	112.630	112.630
**D	DWS INVESTMENT GMBH FOR DEAM FONDS WOP 2	0	53.024	53.024
**D	DWS INVESTMENT GMBH FOR DEAMFONDS KGPENSIONEN	0	68.000	68.000
**D	DWS INVESTMENT GMBH FOR DEAM FONDS DKS 1	0	88.400	88.400
**D	DWS INVESTMENT GMBH FOR DEAM FONDS TOCO	0	39.454	39.454
**D	DWS INVESTMENT GMBH FOR DEAMFONDSSECA 1	0	37.605	37.605
**D	DWS INVESTMENT GMBH FOR DEAM-FONDS DEUK	0	20.057	20.057
**D	DWS INVESTMENT GMBH FOR DEAM FONDS CA IV	0	140.000	140.000
**D	DWS INVESTMENT GMBH FOR DEGEF BAYER MITARBEITER FONDS	0	8.800	8.800
**D	DWS INVESTMENT GMBH FOR DEAM FONDS PMB 1	0	30.000	30.000
**D	DWS INVESTMENT GMBH FOR DEAM FONDS ABF1	0	29.268	29.268
**D	THE UNIVERSITY OF HONG KONG	0	15.000	15.000
**D	DWS INVESTMENT GMBH FOR DEAM-FONDS RKBS	0	7.543	7.543
**D	DWS INVESTMENT GMBH FOR DEAM FONDS DAM 2	0	15.000	15.000
**D	DWS INVESTMENT GMBH FOR DEAM-FONDS BG 2	0	682.931	682.931
**D	PAX INTERNATIONAL SUSTAINABLE ECONOMY FUND	0	42.991	42.991
**D	PES:PIMCO RAFI DYNAMIC MULTI-FACTOR INTERNATIONAL EQUITY ETF	0	297.627	297.627
**D	ALASKA COMMON TRUST FUND	0	12.306	12.306
**D	THE INCUBATION FUND LTD	0	159.116	159.116
**D	ARROWSTREET (CANADA) GLOBAL WORLD FUND I	0	2.040.726	2.040.726
**D	STITCHING PENSIONFONDS WERK EN (RE) INTEGRATIE	0	1.567	1.567
**D	PRINCIPAL EXCHANGE-TRADED FUNDS-PRINCIPAL INTERNATIONAL ADAPTIVE MULTI-FACTOR ETF	0	387.298	387.298
**D	PACIFIC SELECT FUND -PD INTERNATIONAL LARGE-CAP INDEX PORTFOLIO	0	1.056.531	1.056.531
**D	ARROWSTREET (CANADA) GLOBAL ALL-COUNTRY FUND I	0		

Azionisti in delega: 4.296

Pagina 77



LISTA ESITO DELLE VOTAZIONE

Oggetto: Bilancio di esercizio al 31 dicembre 2021

FAVOREVOLI

Badge	Ragione Sociale	Proprio	Delega	Totale
**D	ARROWSTREET (CANADA) GLOBAL ALL-COUNTRY FUND II	0	671.894	671.894
**D	PIMCO RAE INTERNATIONAL FUND LLC	0	399.756	399.756
**D	PIMCO EQUITY SERIES: PIMCO DIVIDEND AND INCOME FUND	0	27.500	27.500
**D	PIMCO EQUITY SERIES: PIMCO RAE INTERNATIONAL FUND	0	695.401	695.401
**D	PRUDENTIAL HONG KONG LIMITED	0	3.798.717	3.798.717
**D	SACRAMENTO COUNTY EMPLOYEES RETIREMENT SYSTEM	0	1.142.887	1.142.887
**D	PIMCO FUNDS GLOBAL INVESTORS SERIES PLC	0	27.011	27.011
**D	FIDELITY COMMONWEALTH TRUST II: FIDELITY INT'L ENHANCED INDEX FD	0	143.320	143.320
**D	FIDELITY COVINGTON TRUST: FIDELITY INTL HIGH DIVIDEND ETF	0	439.706	439.706
**D	FIDELITY COVINGTON TRUST: FIDELITY INTL VALUE FACTOR ETF	0	75.074	75.074
**D	FIDELITY INTERNATIONAL HIGH DIVIDEND INDEX ETF	0	225.617	225.617
**D	STICHTING NN CDC PENSIOENFONDS	0	74.561	74.561
**D	LAZARD GLOBAL BALANCED INCOME FUND	0	1.732	1.732
**D	NEW YORK STATE DEFERRED COMPENSATION PLAN	0	114.294	114.294
**D	DEUTSCHE BANK TRUST COMPANY AMERICAS	0	457.899	457.899
**D	NORTHROP GRUMMAN PENSION MASTERTRUST	0	481.834	481.834
**D	NORTHROP GRUMMAN CORPORATION VEBB MASTER TRUST I	0	26.125	26.125
**D	NBI GLOBAL REAL ASSETS INCOME ETF	0	453.127	453.127
**D	CAUSEWAY INTERNATIONAL OPPORTUNITIES GROUP TRUST	0	891.117	891.117
**D	TALCOTT RESOLUTION LIFE INSURANCE COMPANY	0	71.219	71.219
**D	RUSSELL INVESTMENT COMPANY PLC	0	41.371	41.371
**D	RUSSELL INVESTMENTS COMMON CONTRACTUAL FUND	0	1.549.034	1.549.034
**D	MUYEEN REAL ASSET INCOME FUND	0	296.096	296.096
**D	MARYLAND STATE RETIREMENT PENSION SYSTEM	0	72.787	72.787
**D	RUSSELL INVESTMENTS MULTIASSET FACTOR EXPOSURE FUND	0	2.607.887	2.607.887
**D	ALLIANCEBERNSTEIN EUROPEAN OPPORTUNITIES SERIES	0	1.071.430	1.071.430
**D	ALLIANCEBERNSTEIN DELAWARE BUSINESS TRUST - AB INTERNATIONAL STRATEGIC EQUITIES SERIES	0	4.348.603	4.348.603
**D	AB GLOBAL RESEARCH INSIGHTS SERIES	0	217.899	217.899
**D	MONTANA BOARD OF INVESTMENTS	0	62.381	62.381
**D	MCIC VERMONT (A RECIPROCAL RISKRETENTION GROUP)	0	9.320	9.320
**D	MUSASHI SMART PREMIA FUND	0	2.162	2.162
**D	VNL LP	0	1.503	1.503
**D	PARIBARA FUND LTD	0	59.567	59.567
**D	TMCT, LLC	0	72.346	72.346
**D	TMCT II	0	2.289.275	2.289.275
**D	MERCER QIF CCF	0	2.487	2.487
**D	LM FUND LP	0	381	381
**D	OP INVESTMENT FUND LP ONE TOWERBRIDGE	0	4.040.864	4.040.864
**D	MERCER QIF CCF	0	482.570	482.570
**D	MGI FUNDS PLC	0	35.895	35.895
**D	MARIGOLD TACTICAL STRATEGIES LTD	0	295.375	295.375
**D	THE PRUDENTIAL INSURANCE COMPANY OF AMERICA	0	49.872	49.872
**D	PRUDENTIAL TRUST COMPANY COLLECTIVE TRUST	0	46.838	46.838
**D	ALLIANZ GLOBAL INVESTORS GMBH FOR FONDIS	0	408.217	408.217
**D	MDPI INTERNATIONAL EQUITY INDEX POOL	0	9.400	9.400
**D	MD INTERNATIONAL VALUE FUND	0	804.523	804.523
**D	LAZARD GLOBAL INVESTMENT FUNDS PUBLIC LIMITED COMPANY	0	212.237	212.237
**D	RHUMBLINE INTERNATIONAL POOLED INDEX TRUST	0	193.634	193.634
**D	RHUMBLINE LOW CARBON INDEX FUNDLLC	0	74.024	74.024
**D	ALLIANZ GLOBAL INVESTORS GMBH FOR CONVEST 21 VL	0		



Pagina 78

Azionisti in delega: 4.296



326

LISTA ESITO DELLE VOTAZIONE
 Oggetto: Bilancio di esercizio al 31 dicembre 2021

FAVOREVOLI

Badge	Ragione Sociale	Proprio	Delega	Totale
**D	SPDR MSCI EAFE STRATEGICFACTORSETF	0	195.528	195.528
**D	SPDR MSCI WORLD STRATEGICFACTORS ETF	0	4.278	4.278
**D	COUNTY OF LOS ANGELES SAVINGS PLAND THRIFT PLAN	0	3.800	3.800
**D	LVIP DIMENSIONAL INTERNATIONAL CORE EQUITY FUND	0	125.556	125.556
**D	SPDR PORTFOLIO MSCI GLOBAL STOCK MARKET ETF	0	58.590	58.590
**D	SPDR MSCI EAFE FOSSIL FUEL RESERVES FREE ETF	0	140.445	140.445
**D	LVIP BLACKROCK SCIENTIFIC ALLOCATION FUND	0	14.942	14.942
**D	LVIP BLACKROCK GLOBAL ALLOCATION FUND	0	21.897	21.897
**D	LVIP MONDRIAN INTERNATIONAL VALUE FUND	0	4.014.960	4.014.960
**D	LVIP SSGA INTERNATIONAL INDEX FUND	0	1.416.344	1.416.344
**D	LOS ANGELES COUNTY EMPLOYEES RETIREMENT ASSOCIATI	0	2.548.917	2.548.917
**D	INTE KAPITALANLAGESELLSCHAFT MBH FOR DC EUROLAND EQUITIES	0	1.000.701	1.000.701
**D	COUNTY OF LOS ANGELES DEFERRED EQUITY INDEX PORTFOLIO	0	2.149.895	2.149.895
**D	STATE STREET INTERNATIONAL DEVELOPED EQUITY INDEX PORTFOLIO	0	2.287.029	2.287.029
**D	KANSAS PUBLIC EMPLOYEES RETIREMENT SYSTEM	0	2.028.143	2.028.143
**D	CAYMAN ISLANDS CHAMBER OF COMMERCE PENSION FUND	0	42.085	42.085
**D	STATE STREET GLOBAL ALL CAP EQUITY EXUS INDEX PORTFOLIO	0	1.318.823	1.318.823
**D	DWS GLOBAL INCOME BUILDER VLP	0	28.332	28.332
**D	INVESCO GLOBAL TARGETED RETURNSFUND	0	833	833
**D	INVESCO ADVANTAGE INTERNATIONALFUND	0	3.704	3.704
**D	SPDR BLOOMBERG SASB DEVELOPED MARKETS EX US ESG SELECT ETF	0	17.749	17.749
**D	CISCO SYSTEMS FOUNDATION	0	29.483	29.483
**D	DWS GLOBAL INCOME BUILDER FUND	0	160.756	160.756
**D	RUSSELL INVESTMENT COMPANY V PLC	0	240.167	240.167
**D	OPENWORLD PUBLIC LIMITED COMPANY	0	698.148	698.148
**D	MULTI STYLE MULTI MANAGER FUNDSPLC	0	475.867	475.867
**D	SUNAMERICA SERIES TRUST - SA T. ROWE PRICE VCP BALANCED PORTFOLIO	0	10.248	10.248
**D	SUNAMERICA SERIES TRUST - SA INTERNATIONAL INDEX PORTFOLIO	0	363.899	363.899
**D	SUNAMERICA SERIES TRUST - SA TEMPLETON FOREIGN VALUE PORTFOLIO	0	610.154	610.154
**D	SEASONS SERIES TRUST SA MULTI-MANAGED INTERNATIONAL EQUITY PORTF	0	57.145	57.145
**D	SUNAMERICA SERIES TRUST SA BLACKROCK VCP GLOBAL MULTI ASSET PORT	0	155.624	155.624
**D	SUNAMERICA SERIES TRUST- SA SCHROEDERS VCP GLOBAL ALLOCATION PORT	0	10.414	10.414
**D	JNL/TROME PRICE BALANCED FUND	0	3.830	3.830
**D	SEASONS SERIES TRUST SA PUTNAM ASSET ALLOCATION DIVERSIFIED GROW	0	21.087	21.087
**D	SUNAMERICA SERIES TRUST SA JPM DIVERSIFIED BALANCED PORTFOLIO	0	18.065	18.065
**D	SUNAMERICA SERIES TRUST-SA GOLDMAN SACHS MULTI-ASSET INSIGHT PRT	0	13.412	13.412
**D	JNL/LAZARD INTERNATIONAL STRATEGIC EQUITY FUND	0	1.103.307	1.103.307
**D	JNL/MELION MSCI WORLD INDEX FUND	0	52.771	52.771
**D	JNL/JPMORGAN GLOBAL ALLOCATION FUND	0	17.689	17.689
**D	JNL/IFA INTERNATIONAL CORE EQUITY FUND	0	51.336	51.336
**D	INVESCO MULTI SERIES FUNDS-INVESCO GLOBAL TARGETED RETURNS FUND	0	4.659	4.659
**D	JNL JP MORGAN INTERNATIONAL VALUE FUND	0	7.174.750	7.174.750
**D	CIS GLOBAL EQUITY FUND LP	0	62.731	62.731
**D	TRANSAMERICA INTERNATIONAL EQUITY INDEX VP	0	37.614	37.614
**D	JOHNSON AND JOHNSON PENSION + SAVINGS PLANS MASTER TRUST	0	1.520.687	1.520.687
**D	TRANSAMERICA MORGAN STANLEY GLOBAL ALLOCATION VP	0	102.904	102.904
**D	MM MSCI EAFE INTERNATIONAL INDEX FUND	0	55.899	55.899
**D	TRANSAMERICA INTERNATIONAL STOCK	0	69.028	69.028
**D	TRANSAMERICA INTERNATIONAL EQUITY	0	236.781	236.781
**D	LAZARD INTERNATIONAL EQUITY (CANADA) FUND	0	47.532	47.532

37



Pagina 79

Azionisti in delega: 4.296




LISTA ESITO DELLE VOTAZIONE
 Oggetto: Bilancio di esercizio al 31 dicembre 2021

FAVOREVOLI

Badge	Ragione Sociale	Proprio	Delega	Totale
**D	MASSMUTUAL SELECT T ROWE PRICE INTERNATIONAL EQUITY FUND	0	756.012	756.012
**D	MASSMUTUAL SELECT T ROWE PRICE REAL ASSETS FUND	0	58.904	58.904
**D	TANGERINE EQUITY GROWTH PORTFOLIO	0	180.353	180.353
**D	FIRST CHURCH OF CHRIST SCIENTIST	0	25.060	25.060
**D	MASSMUTUAL SELECT BLACKROCK GLOBAL ALLOCATION FUND	0	2.243	2.243
**D	TANGERINE DIVIDEND PORTFOLIO	0	156.418	156.418
**D	TANGERINE BALANCED INCOME PORTFOLIO	0	19.886	19.886
**D	TANGERINE BALANCED PORTFOLIO	0	123.502	123.502
**D	TANGERINE BALANCED GROWTH PORTFOLIO	0	150.879	150.879
**D	RUSSELL INVESTMENT COMPANY TAXMANAGED REAL ASSETS FUND	0	240.467	240.467
**D	BROOKFIELD GLOBAL REAL ASSET FUND	0	655	655
**D	TAIPEI FUBON COMMERCIAL BANK CO.,LTD IN ITS CAPACITY AS MASTERCUSTODI AN OF PINEBRIDGE THEMATI	0	16.747	16.747
**D	AMERICAN FUNDS INSURANCE SERIESCAPITAL INCOME BUILDER	0	805.075	805.075
**D	ROCHE U.S. RETIREMENT PLANS MASTER TRUST	0	430.332	430.332
**D	THE COLORADO HEALTH FOUNDATION	0	87.774	87.774
**D	RUSSELL INVESTMENT COMPANY MULTIASSET GROWTH STRATEGY FUND	0	40.807	40.807
**D	AMERICAN FUNDS INSURANCE SERIESNEW WORLD FUND	0	329.104	329.104
**D	AMERICAN FUNDS INSURANCE SERIESGLOBAL GROWTH AND INCOME FUND	0	481.112	481.112
**D	AMERICAN FUNDS INSURANCE SERIESINTL GROWTH AND INCOME FUND	0	253.056	253.056
**D	AMERICAN FUNDS INSURANCE SERIESGLOBAL BALANCED FUND	0	74.869	74.869
**D	AMERICAN FUNDS INSURANCE SERIESGROWTH INCOME FUND	0	13.595.566	13.595.566
**D	AMERICAN FUNDS FUNDAMENTAL INVESTORS	0	8.924.999	8.924.999
**D	AMERICAN FUNDS INSURANCE SERIESASSET ALLOCATION FUND	0	20.400.000	20.400.000
**D	HARTFORD MULTI-ASSET INCOME FUND	0	4.113	4.113
**D	THE HARTFORD BALANCED FUND	0	329.052	329.052
**D	THE HARTFORD GLOBAL REAL ASSET FUND	0	52.393	52.393
**D	HARTFORD CLIMATE OPPORTUNITIES FUND	0	115.357	115.357
**D	GOVERNMENT PENSION INVESTMENT FUND	0	2.244.471	2.244.471
**D	GOVERNMENT PENSION INVESTMENT FUND	0	4.287.274	4.287.274
**D	GOVERNMENT PENSION INVESTMENT FUND	0	2.521.633	2.521.633
**D	HAND COMPOSITE EMPLOYEE BENEFIT TRUST	0	32.091	32.091
**D	RUSSELL INVESTMENT COMPANY MULTIFACTOR INTERNATIONAL EQUITY FUND	0	40.436	40.436
**D	GMO FUNDS PLC GMO GLOBAL EQUITYALLOCATION INVESTMENT FUND	0	42.235	42.235
**D	GMO FUNDS PLC GMO GLOBAL REAL RETURN (UCITS) FUND	0	79.277	79.277
**D	FIDELITY SELECT GLOBAL PLUS ALICAP EQUITY INSTITUTIONAL TRUST	0	18.061	18.061
**D	FIDELITY GLOBAL FOCUS INSTITUTIONAL TRUST	0	31.986	31.986
**D	MERCER GE INTERNATIONAL EQUITY FUND	0	233.777	233.777
**D	THE NORINCHUKIN BANK	0	1.066.000	1.066.000
**D	FIDELITY SELECT GLOBAL EQUITY INSTITUTIONAL TRUST	0	10.977	10.977
**D	FIDELITY SELECT INTERNATIONAL EQUITY INSTITUTIONAL TRUST	0	129.021	129.021
**D	FRANKLIN TEMPLETON ETF TRUST - FRANKLIN FTSE EUROPE HEDGED ETF	0	16.584	16.584
**D	EATON VANCE EQUITY HARVEST FUNDLLC	0	2.081	2.081
**D	US LEGACY INCOME COMMON TRUST FUND	0	49.184	49.184
**D	TAXMANAGED INTERNATIONAL EQUITYPORTFOLIO	0	34.588	34.588
**D	FND DE SEGURANCA SOCIAL DE MACAU	0	251.012	251.012
**D	FRANKLIN TEMPLETON ETF TRUST - FRANKLIN FTSE EUROPE ETF	0	106.137	106.137
**D	FRANKLIN TEMPLETON ETF TRUST - FRANKLIN FTSE ITALY ETF	0	62.466	62.466
**D	FRANKLIN FTSE EUROPE EX U.K. INDEX ETF	0	64.400	64.400
**D	EATON VANCE RICHARD BERNSTEIN ALL ASSET STRATEGY FUND	0	103.066	103.066
**D	FDP GLOBAL DIVIDEND EQUITY PRIVATE PORTFOLIO	0	31.705	31.705

Pagina 80

Azionisti in delega: 4.296





LISTA ESITO DELLE VOTAZIONE

Oggetto: Bilancio di esercizio al 31 dicembre 2021

FAVOREVOLI

Badge	Ragione Sociale	Proprio	Delega	Totale
***D	EATON VANCE RICHARD BERNSTEIN EQUITY STRATEGY FUND	0	193.905	193.905
***D	FEQ SELECT, LLC	0	129.490	129.490
***D	MERCER FTFC MONUS EQUITY INVESTMENT PORTFOLIO LLC	0	27.300	27.300
***D	EATON VANCE TAMANAGED GLOBAL BUYWRITE OPPORTUNITIES FUND	0	226.448	226.448
***D	PARAMETRIC INTERNATIONAL EQUITYFUND	0	284.188	284.188
***D	MICROSOFT CORPORATION SAVINGS PLUS 401(K) PLAN	0	2.663.912	2.663.912
***D	DUKE ENERGY RETIREMENT SAVINGS PLAN	0	330.800	330.800
***D	THE REGENTS OF THE UNIVERSITY OF CALIFORNIA	0	5.672.442	5.672.442
***D	LORD ABBETT SECURITIES TRUST-LORD ABBETT INTERNATIONAL VALUE FUN	0	1.074.817	1.074.817
***D	GAM INV MGT SWITZERLAND AG EICENERGY INFRASTRUCTURE FUND	0	1.180.000	1.180.000
***D	CALVERT VP EAFE INTERNATIONAL INDEX PORTFOLIO	0	60.466	60.466
***D	REGIME DE RENTES DU MOUVEMENT DESJARDINS	0	18.867	18.867
***D	NEI CLEAN INFRASTRUCTURE FUND	0	856.013	856.013
***D	CALVERT INTERNATIONAL RESPONSIBLE INDEX FUND	0	435.588	435.588
***D	CALVERT IMPACT FUND INC CALVERT GLOBAL ENERGY SOLUTIONS FUND	0	170.140	170.140
***D	DESJARDINS GLOBAL BALANCED STRATEGIC INCOME FUND	0	51.531	51.531
***D	NEI GLOBAL EQUITY POOL	0	202.584	202.584
***D	DWS INVESTMENT GMBH FOR DEAMFONDS MOP 1	0	132.174	132.174
***D	XTRACKERS (IE) PUBLIC LIMITED COMPANY	0	3.285.170	3.285.170
***D	BON SECOURS MERCY HEALTH	0	952.031	952.031
***D	FIDUCIE GLOBALEDE LA SOCIETE DETRANSPORT DE MONTREAL	0	121.500	121.500
***D	CAISSE DE DEPOT ET PLACEMENT DUQUEBEC	0	333.380	333.380
***D	AMERICAN BEACON INTERNATIONAL EQUITY FUND	0	3.956.693	3.956.693
***D	AMERICAN BEACON DIVERSIFIED FUND	0	62.414	62.414
***D	ABERDEEN STANDARD GLOBAL INFRASTRUCTURE INCOME FUND	0	564.000	564.000
***D	DETROIT EDISON QUALIFIED NUCLEAR DECOMMISSIONING TRUST	0	61.522	61.522
***D	COLLEGE RETIREMENT EQUITIES FUND	0	2.787.323	2.787.323
***D	TIAACREF SOCIAL CHOICE INTERNATIONAL EQUITY FUND	0	1.047.532	1.047.532
***D	SMTB GLOBA L QUANTITATIVE EQUITY MOTHER FUND	0	48.185	48.185
***D	UBS (US) GROUP TRUST	0	529.348	529.348
***D	COMMONFUND SCREENED GLOBAL EQUITY LLC	0	17.700	17.700
***D	AMERICAN FUNDS GLOBAL INSIGHT FUND	0	7.169.537	7.169.537
***D	CP INTERNATIONAL PARTNERS	0	46.196	46.196
***D	MERCER DIOCESE OF BROOKLYN GROWTH STRATEGY	0	89.900	89.900
***D	MERCER DIOCESE OF BROOKLYN LAY PENSION INVESTMENT TRUST	0	23.300	23.300
***D	BMO MSCI EAFE ESG LEADERS INDEXETF	0	56.252	56.252
***D	BMO MSCI EAFE INDEX ETF	0	2.087.903	2.087.903
***D	BMO INTERNATIONAL DIVIDEND ETF	0	1.077.111	1.077.111
***D	BMO EUROPE HIGH DIVIDEND COVERED CALL ETF	0	3.984.769	3.984.769
***D	BEAR CREEK INC	0	48.052	48.052
***D	THE WALT DISNEY COMPANY RETIREMENT PLAN MASTER TRUST	0	196.446	196.446
***D	BROOKFIELD REAL ASSETS HYBRID MASTER FUND L.P.	0	33.651	33.651
***D	BMO MSCI TECH AND INDUSTRIAL INNOVATION INDEX ETF	0	6.576	6.576
***D	AMERICAN BUREAU OF SHIPPING	0	7.941	7.941
***D	MTEB FINBRIDGE GLOBAL TECHNOLOGY INFRASTRUCTURE MOTHER FND	0	212.500	212.500
***D	UNITED TECHNOLOGIES CORPORATIONEMPLOYEE SAVINGS PLAN MASTER TRU	0	2.010.408	2.010.408
***D	UNIVERSAL-INVESTMENT-GESellschaft MBH FOR FINREON SGKB CARBON FOCUS	0	14.714	14.714
***D	STATE OF ALASKA RETIREMENT AND BENEFITS PLANS	0	620.976	620.976
***D	ARCHITAS MULTIMANAGER GLOBAL FUNDS UNIT TRUST	0	43.587	43.587
***D	ARCHITAS MULTIMANAGER GLOBAL FUNDS UNIT TRUST	0	927.127	927.127

Pagina 81

Azionisti in delega: 4.296





LISTA ESITO DELLE VOTAZIONE

Oggetto: Bilancio di esercizio al 31 dicembre 2021

FAVOREVOLI

Badge	Ragione Sociale	Proprio	Delega	Totale
**D	ANIMA FUNDS PUBLIC LIMITED COMPANY	0	3.651.133	3.651.133
**D	MTBJ FRANK RUSSELL INVS JAPAN LIMITED INT EQUITY FUND	0	174.216	174.216
**D	ABERDEEN GLOBAL INFRASTRUCTURE FUND	0	157.400	157.400
**D	ABERDEEN DYNAMIC DIVIDEND FUND	0	220.200	220.200
**D	REAVES UTILITY INCOME FUND	0	7.650.000	7.650.000
**D	THE NOMURA TRUST AND BANKING CO., LTD. AS THE TRUSTEE OF DEUTSCHE EUROSTAR OPEN	0	25.000	25.000
**D	ALPS INTERNATIONAL SECTOR DIVIDEND DOGS ETF	0	536.932	536.932
**D	ABERDEEN GLOBAL DYNAMIC DIVIDEND FUND	0	278.400	278.400
**D	ABERDEEN TOTAL DYNAMIC DIVIDEND FUND	0	1.990.200	1.990.200
**D	AMERICAN CENTURY ETF TRUST-AVANANTIS INTERNATIONAL EQUITY FUND	0	21.039	21.039
**D	AMERICAN CENTURY ETF TRUST-AVANANTIS INTERNATIONAL EQUITY FUND	0	24.900	24.900
**D	XEROX CANADA EMPLOYEES' RETIREMENT PLAN	0	140.642	140.642
**D	MATB MSCI KOKUSAI INDEX MOTHER FUND	0	30.324	30.324
**D	STB DEUTSC HE GLOBAL HIGH DIVIDEND EQUITY MOTHER FUND	0	16.400	16.400
**D	AMERICAN BAR ASSOCIATION MEMBERS/MTC COLLECTIVE TRUST	0	44.947	44.947
**D	AMCETF QUALITY DIVERSIFIED INTERNATIONAL ETF	0	228.014	228.014
**D	AMERICAN CENTURY ETF TRUST-AVANANTIS INTERNATIONAL EQUITY ETF	0	3.674	3.674
**D	AMERICAN CENTURY INVESTMENT MANAGEMENT INC	0	71.901	71.901
**D	DWS INVESTMENT GMBH FOR MULTIINDEX EQUITY FUND	0	5.938	5.938
**D	DWS INVESTMENT GMBH FOR DWS DYNAMIK	0	1.000.000	1.000.000
**D	DWS INVESTMENT GMBH FOR DWS STIFTUNGSFONDS	0	2.100.000	2.100.000
**D	DWS INVESTMENT GMBH FOR DWS TOPEUROPE	0	61.273	61.273
**D	DWS INVESTMENT GMBH FOR DWS QI EUROZONE EQUITY	0	175.000	175.000
**D	DWS INVESTMENT GMBH FOR BALOISE-AKTIFONDS DWS	0	10.050.000	10.050.000
**D	DWS INVESTMENT GMBH FOR DWS DYNAMIC OPPORTUNITIES	0	59.271	59.271
**D	DWS INVESTMENT GMBH FOR DWS VORSORGE AS (FLEX)	0	67.000	67.000
**D	DWS INVESTMENT GMBH FOR LEA FONDS DWS	0	4.120.000	4.120.000
**D	DWS INVESTMENT GMBH FOR DWS ESGTOP WORLD	0	21.000.000	21.000.000
**D	DWS INVESTMENT GMBH FOR DWS TOPDIVIDENDE	0	75.000	75.000
**D	DWS INVESTMENT GMBH FOR E ON AKTIENFONDS DWS	0	146.665	146.665
**D	DWS INVESTMENT GMBH FOR DWS VORSORGE AS (DYNAMIK)	0	55.000	55.000
**D	DWS INVESTMENT GMBH FOR LOEWEN AKTIENFONDS	0	231.144	231.144
**D	DWS INVESTMENT GMBH FOR DWS SACHWERTE	0	39.185	39.185
**D	DWS INVESTMENT GMBH FOR DWS DEFENSIV	0	16.394	16.394
**D	DWS INVESTMENT GMBH FOR ALBATROS FONDS	0	276.157	276.157
**D	DWS INVESTMENT GMBH FOR DWS BALANCE	0	13.070.266	13.070.266
**D	ISHARES IV PUBLIC LIMITED COMPANY	0	481.598	481.598
**D	ISHARES VI PUBLIC LIMITED COMPANY	0	20.216.138	20.216.138
**D	ISHARES II PUBLIC LIMITED COMPANY	0	22.196.056	22.196.056
**D	ISHARES VII PLC	0	2.260.490	2.260.490
**D	ISHARES PUBLIC LIMITED COMPANY	0	11.413.017	11.413.017
**D	ISHARES III PUBLIC LIMITED COMPANY	0	1.069.901	1.069.901
**D	ISHARES V PUBLIC LIMITED COMPANY	0	79.848	79.848
**D	ISHARES STOXX EUROPE LARGE 200 UCITS ETF (DE)	0	5.010.312	5.010.312
**D	ISHARES STOXX EUROPE 600 UCITS ETF (DE)	0	7.010.693	7.010.693
**D	ISHARES STOXX EUROPE 600 UTILITIES UCITS ETF DE	0	13.149.388	13.149.388
**D	ISHARES EURO STOXX 50 UCITS ETF (DE)	0	625.886	625.886
**D	ISHARES DOW JONES EUROZONE SUSTAINABILITY SCREENED UCITS ETF DE	0	3.135.329	3.135.329
**D	ISHARES EURO STOXX UCITS ETF (DE)	0	174.350	174.350
**D	ISHARES STOXX EUROPE 50 UCITS ETF (DE)	0	2.988.814	2.988.814
**D	AMERICAN AIRLINES INC MASTER FIXED BENEFIT PENSION TRUST	0		

Azionisti in delega: 4.296

Pagina 82




Assemblea Ordinaria del 19 maggio 2022

LISTA ESITO DELLE VOTAZIONE

Oggetto: Bilancio di esercizio al 31 dicembre 2021

FAVOREVOLI

Badge	Ragione Sociale	Proprio	Delega	Totale
**D	LAZARD INTERNATIONAL STRATEGIC EQUITY PORTFOLIO	0	11.142.395	11.142.395
**D	LAZARD INTERNATIONAL EQUITY PORTFOLIO	0	3.568.846	3.568.846
**D	REMT ANNUITY PLAN EMPLOYEES ARMY AIR CE EXCHANGE SERVICE TRUST	0	199.955	199.955
**D	M INTERNATIONAL EQUITY FUND	0	47.689	47.689
**D	HARBOR CAPITAL GROUP TRUST FOR DEFINED BENEFIT PLANS	0	122.347	122.347
**D	FRANK RUSSELL INVESTMENT CO II PLC	0	704.878	704.878
**D	MAJOR LEAGUE BASEBALL PLAYERS PENSION PLAN	0	215.100	215.100
**D	TRMDLI OF THE ARMY AIR FORCE EXCHANGE SERVICE	0	73.438	73.438
**D	SSB MSC I ITALY INDEX SECURITIES LENDING COMMON TRUST FUND	0	6.664.487	6.664.487
**D	STATE STREET WORLD ENHANCED SECURITIES LENDING COMMON TRUST FUND	0	33.553	33.553
**D	THE NOMURA ASSET MANAGEMENT INSTITUTIONAL GLOBAL TRUSTS	0	119.000	119.000
**D	SPDR PORTFOLIO EUROPE ETF	0	137.223	137.223
**D	SPDR EURO STOXX 50 ETF	0	4.343.304	4.343.304
**D	PRINCIPAL DIVERSIFIED REAL ASSET CIT	0	299.175	299.175
**D	WELLINGTON DIVERSIFIED INFLATION HEDGES FUND	0	71.989	71.989
**D	MORGAN STANLEY INSTITUTIONAL FUND TRUST - GLOBAL STRATEGIST PORTFOLIO	0	38.279	38.279
**D	MORGAN STANLEY VARIABLE INSURANCE FUND, INC. GLOBAL STRATEGI ST PORTFOLIO	0	7.372	7.372
**D	EUROPE INVESTMENT FUND	0	142.352	142.352
**D	SPDR MSCI ACWI EXUS ETF	0	563.542	563.542
**D	SPDR S&P INTERNATIONAL DIVIDEND ETF	0	1.529.210	1.529.210
**D	SPDR S&P GLOBAL INFRASTRUCTURE ETF ONE	0	1.583.012	1.583.012
**D	SPDR PORTFOLIO DEVELOPED WORLD EXUS ETF	0	3.073.433	3.073.433
**D	MERCER NONUS CORE EQUITY FUND	0	1.019.004	1.019.004
**D	ORANGE COUNTY EMPLOYEES RETIREMENT SYSTEM	0	404.955	404.955
**D	STATE OF MINNESOTA	0	1.710.238	1.710.238
**D	RUSSELL INVESTMENT FUNDS INTERNATIONAL DEVELOPED MARKETS FUND	0	166.065	166.065
**D	ALAMEDA COUNTY EMPLOYEES' RETIREMENT ASSOCIATION	0	2.867.417	2.867.417
**D	MASSACHUSETTS LABORERS' PENSION FUND	0	136.412	136.412
**D	BRIGHOUSE FUNDS TRUST II METLIFE MSCI EAFE INDEX PORTFOLIO	0	530.048	530.048
**D	VALIC COMPANY I INTERNATIONAL EQUITIES INDEX FUND	0	776.708	776.708
**D	TIAACREF LIFE FUNDS INTERNATIONAL EQUITY FUND	0	143.880	143.880
**D	DEJAARDINS GLOBAL DIVIDEND FUND	0	5.035.774	5.035.774
**D	COLLEGE RETIREMENT EQUITIES FUND	0	13.487.128	13.487.128
**D	COLLEGE RETIREMENT EQUITIES FUND	0	8.322.369	8.322.369
**D	TIAACREF INTERNATIONAL EQUITY FUND	0	6.670.410	6.670.410
**D	TIAACREF INTERNATIONAL EQUITY INDEX FUND	0	9.239.839	9.239.839
**D	GENERAL CONFERENCE CORPORATION OF SEVENTH DAY ADVENTISTS	0	178.038	178.038
**D	RUSSELL INVESTMENT COMPANY INTERNATIONAL DEVELOPED MARKETS FUND	0	877.906	877.906
**D	VFMC INTERNATIONAL EQUITY TRUST2	0	1.484.965	1.484.965
**D	AB GLOBAL RESEARCH INSIGHTS FUND	0	193.277	193.277
**D	SUNSUPER SUPERANNUATION FUND	0	3.958.314	3.958.314
**D	UBS IQ MSCI WORLD EX AUSTRALIA ETHICAL ETF	0	12.119	12.119
**D	VFMC INTERNATIONAL EQUITY TRUST1	0	1.084.329	1.084.329
**D	AXA IM SUSTAINABLE EQUITY FUND	0	476.965	476.965
**D	RETAIL EMPLOYEES SUPERANNUATION TRUST	0	158.497	158.497
**D	RUSSELL INVESTMENTS GLOBAL LISTED INFRASTRUCTURE FUND HEDGED	0	32.200	32.200
**D	PINEBRIDGE GLOBAL DYNAMIC ASSET ALLOCATION FUND	0	95.938	95.938
**D	PERPETUAL ECONOMIC DIVERSIFICATION GLOBAL EQUITY FUND	0	206.151	206.151
**D	REALINDEX GLOBAL SHARE FUND (SCREENED)	0	28.874	28.874
**D	EMERGENCY SERVICES SUPERANNUATION SCHEME	0		

Pagina 83

Azionisti in delega: 4.296



LISTA ESITO DELLE VOTAZIONE

Oggetto: Bilancio di esercizio al 31 dicembre 2021

FAVOREVOLI

Badge	Ragione Sociale	Proprio	Delega	Totale
**D	AWARE SUPER	0	19.671	19.671
**D	RUSSELL INVESTMENTS TAX EFFECTIVE GLOBAL SHARES FUND	0	125.770	125.770
**D	RUSSELL INVESTMENTS SUSTAINABLEGLOBAL SHARES EX FOSSIL FUEL S FUND LVL 3	0	9.831	9.831
**D	RUSSELL INVESTMENTS LOW CARBON GLOBAL SHARES FUND	0	124.032	124.032
**D	COMMONWEALTH BANK GROUP SUPER GROUND FLOOR	0	184.846	184.846
**D	PEOPLE'S BANK OF CHINA	0	4.118.363	4.118.363
**D	FLOURISH INVESTMENT CORPORATION	0	555.362	555.362
**D	PEOPLE'S BANK OF CHINA	0	5.444.814	5.444.814
**D	PEOPLE'S BANK OF CHINA	0	14.816	14.816
**D	FP RUSSELL INVS ICVC FP RUSSELLINVS INT GROWTH ASSETS FUND	0	7.606	7.606
**D	OMNIS PORTFOLIO INVESTMENTS ICVC - OMNIS EUROPEAN EQUITY LEADERS FUND	0	1.523.553	1.523.553
**D	OMNIS PORTFOLIO INVESTMENTS ICVC - OMNIS DIVERSIFIED RETURNS FUND	0	1.702	1.702
**D	OLD MUTUAL LIFE ASSURANCE COMPANY (SOUTH AFRICA) LTD	0	10.962	10.962
**D	FAMILY INVESTMENTS CHILD TRUST FUND	0	213.143	213.143
**D	FAMILY INVESTMENTS GLOBAL ICVC FAMILY BALANCED INTERNATIONALFUND	0	137.127	137.127
**D	NATWEST TRUSTEE AND DEPOSITARY SERVICES LIMITED AS TRUSTEE OF ST JAMES'S PLACE GLOBAL ABSOLUTE	0	114.058	114.058
**D	NATWEST ST JAMES'S PLACE GLOBALEQUITY UNIT TRUST	0	5.685.365	5.685.365
**D	NATWEST TRUSTEE AND DEPOSITARY SERVICES LIMITED AS TRUSTEE OF ST. JAMES'S PLACE STRATEGIC MANAGE	0	249.150	249.150
**D	NATWEST ST JAMES'S PLACE BALANCED MANAGED UNIT TRUST	0	1.528.907	1.528.907
**D	NATWEST ST JAMES'S PLACE GLOBALQUALITY UNIT TRUST	0	9.527.057	9.527.057
**D	NATWEST ST JAMES'S PLACE GLOBALVALUE UNIT TRUST	0	12.263.005	12.263.005
**D	INV SOLUTIONS FUNDS ICVC FUNDAMENTAL INDEX GLOBAL EQUITY FUND	0	1.291.847	1.291.847
**D	PUBLIC AUTHORITY FOR SOCIAL INSURANCE	0	67.830	67.830
**D	HSBC BANK SSB AUT EU SCREEN EX CONTROVERSIES CW INDEX EQ FND	0	4.709.135	4.709.135
**D	VANGUARD INVESTMENTS FUNDS ICVC-VANGUARD FTSE DEVELOPED WOR LD EX - U.K. EQUITY INDEX FUND	0	2.099.500	2.099.500
**D	VIF ICVC VANGUARD FTSE DEVELOPED EUROPE EX EQUITY INDEX FUND	0	3.980.857	3.980.857
**D	VIF ICVC VANGUARD FTSE GLOBAL ALL CAP INDEX FUND	0	252.694	252.694
**D	SCOTTISH WIDOWS INVESTMENT SOLUTIONS FUNDS ICVC - FUNDAMENTAL LOW VOLATILITY INDEX GLOBAL EQUITY	0	882.840	882.840
**D	SANDOOQ AL WATAN INVESTMENTS (RESTRICTED) LTD	0	8.460	8.460
**D	MORGAN STANLEY FUNDS (UK) - GLOBAL BALANCED SUSTAINABLE FUND	0	1.340	1.340
**D	MORGAN STANLEY FUNDS (UK) - GLOBAL BALANCED INCOME FUND	0	506	506
**D	STICHTING PHILIPS PENSIONFUNDS	0	3.117.058	3.117.058
**D	SPW MULTI-MANAGER ICVC - SPW MULTI-MANAGER EUROPEAN EX UK EQUITY FUND	0	756.673	756.673
**D	NATIONAL EMPLOYMENT SAVINGS TRUST	0	1.570.562	1.570.562
**D	SUN CHEMICAL LIMITED PENSION SCHEME	0	54.892	54.892
**D	GOLDMAN SACHS UK RETIREMENT PLAN	0	121.936	121.936
**D	MG INVESTMENT FUNDS (4) MG SUSTAINABLE MULTI ASSET FUND	0	26.109	26.109
**D	M+G INVESTMENT FUNDS (4) - M+G SUSTAINABLE MULTI ASSET CAUTIOUSFUND	0	8.110	8.110
**D	MG SUSTAINABLE MULTI ASSET BALANCED FUND	0	30.633	30.633
**D	MG INVESTMENT FUNDS (4) MG SUSTAINABLE MULTI ASSET GROWTH FUND	0	26.949	26.949
**D	MG INVESTMENT FUNDS (1) MG EUROPEAN INDEX TRACKER FUND	0	112.838	112.838
**D	M+G INVESTMENT FUNDS (1) - M+G GLOBAL THEMES FUND	0	4.734.075	4.734.075
**D	MG INVESTMENT FUNDS (10) MG GLOBAL LISTED INFRASTRUCTURE FUND	0	3.580.909	3.580.909
**D	ALGEMEEN PENSIONFONDS VAN CURACAO	0	141.764	141.764
**D	ES ALLIANCE BERNSTEIN UK EQUITYFUND	0	773.690	773.690
**D	ES ALLIANCEBERNSTEIN UK LOW VOLATILITY GLOBAL EQUITY FUND	0	3.500	3.500
**D	ALLI ALLIANZ BEST STYLES GLOBAL AC EQUITY FUND	0	16.425	16.425
**D	ALLIANZ INTERNATIONAL INVESTMENT FUNDS - ALLIANZ THEMATICA FUND	0	2.845	2.845
**D	HBOS INTERNATIONAL INVESTMENT FUNDS ICVC EUROPEAN FUND	0	420.657	420.657
**D	SIR DAVID TRENCH FUND FOR RECREATION	0	10.962	10.962

Azionisti in delega: 4.296

Pagina 84




LISTA ESITO DELLE VOTAZIONE
 Oggetto: Bilancio di esercizio al 31 dicembre 2021

FAVOREVOLI

Badge	Regione Sociale	Proprio	Delega	Totale
**D	GUARDIAN GLOBAL UTILITIES VIP FUND	0	395.471	395.471
**D	RUSSELL INVESTMENT COMPANY TAXMANAGED INTERNATIONAL EQUITY FUND	0	770.732	770.732
**D	RUSSELL INVESTMENT COMPANY GLOBAL INFRASTRUCTURE FUND	0	97.692	97.692
**D	RUSSELL INVESTMENT COMPANY MULTISTRATEGY INCOME FUND	0	34.928	34.928
**D	CIDEL INTERNATIONAL EQUITY FUND	0	62.119	62.119
**D	CIDEL BANK AND TRUST INC. CIDELPL	0	18.651	18.651
**D	CIDEL TRUST COMPANY	0	10.353	10.353
**D	DWS INVESTMENT SA FOR ZURICH GLOBAL EQUITY	0	28.757	28.757
**D	DWS FIXED MATURITY	0	25.200	25.200
**D	DWS INVESTMENT SA FOR DWS MULTIOPPORTUNITIES	0	790.249	790.249
**D	WELLINGTON MANAGEMENT FUNDS (LUXEMBOURG)	0	533.628	533.628
**D	WELLINGTON MANAGEMENT FUNDS (LUXEMBOURG) III SICAV	0	6.447	6.447
**D	FONDITALIA	0	6.974.000	6.974.000
**D	INTERFUND SICAV	0	577.000	577.000
**D	DWS INVESTMENT GMBH FOR DWS-FONDS CAESAR 1	0	125.000	125.000
**D	SEE FD 1 SEE EUROPE EXPOSURE FUND 4	0	614.544	614.544
**D	SEE EUROLAND FREE OF MANAGEMENT FEE 4	0	72.048	72.048
**D	SEE FUND 3 SEE PENSION FUND 4	0	29.019	29.019
**D	EB FD 3 SEE GLOBAL EXPOSURE FUND 4	0	747.526	747.526
**D	AMERICAN FUNDS INTERNATIONAL VANTAGE FUND	0	1.514.013	1.514.013
**D	CAPITAL GROUP CORE EQUITY ETF	0	62.181	62.181
**D	CENTRAL PROVIDENT FUND BOARD	0	23.557	23.557
**D	CITY UNIVERSITY OF NEW YORK	0	8.805	8.805
**D	THE MASTER TRUST BANK OF JAPAN, LTD AS TRUSTEE FOR BLACKROCK ESG INSIGHTS EUROPEAN EQUITY EX-FI	0	218.060	218.060
**D	THE MASTER TRUST BANK OF JAPAN, LTD. AS TRUSTEE FOR DWS CONCEPTKALDEMORGEN MOTHER FUND	0	99.412	99.412
**D	TRUST 1 AB GLOBAL DYNAMIC ALLOCATION PORTFOLIO	0	457.676	457.676
**D	BRIGHTHOUSE FUNDS TRUST I SCHROEDERS GLOBAL MULTIASSET PORTFOLIO	0	70.986	70.986
**D	LOCKHEED MARTIN CORPORATION DEFINED CONTRIBUTION PLANS MASTER TR	0	276.100	276.100
**D	LOCKHEED MARTIN CORPORATION DEFINED CONTRIBUTION PLANS MASTER TR	0	1.040.024	1.040.024
**D	NUVEEN MULTI-ASSET INCOME FUND	0	308.506	308.506
**D	NUVEEN REAL ASSET INCOME & GROWTH FUND	0	673.396	673.396
**D	NUVEEN NMO GLOBAL EQUITY INCOME FUND	0	361.322	361.322
**D	BRIGHTHOUSE FUNDS TRUST I -PANAGOR A GLOBAL DIVERSIFIED RISK PORTFOLIO	0	41.848	41.848
**D	DWS INVESTMENT GMBH FOR DEAM FONDS GDP 1	0	90.000	90.000
**D	DWS INVESTMENT GMBH FOR DEAM FONDS RHEIN	0	95.114	95.114
**D	DWS INVESTMENT GMBH FOR DEAM FONDS PMF 1	0	193.000	193.000
**D	DWS INVESTMENT GMBH FOR DEAM FONDS PMC 1	0	135.000	135.000
**D	DWS INVESTMENT GMBH FOR DEAM NKS FONDS	0	70.000	70.000
**D	DWS INVESTMENT GMBH FOR DEAM FONDS RTU 1	0	7.260	7.260
**D	DWS INVESTMENT GMBH FOR DEAM FONDS PSF 1	0	11.702	11.702
**D	SONOMA COUNTY EMPLOYEES RETIREMENT ASSOCIATION	0	74.658	74.658
**D	THE METHODIST HOSPITAL	0	450.785	450.785
**D	XEROX CORPORATION RETIREMENT SAVINGS PLAN	0	41.000	41.000
**D	CATHOLIC INVESTMENT TRUST OF ARLINGTON	0	18.576	18.576
**D	HC CAPITAL TRUST- THE INTERNATIONAL EQUITY PORTFOLIO	0	199.184	199.184
**D	GOLDMAN SACHS TRUST GOLDMAN SACHS CLEAN ENERGY INCOME FUND	0	971.382	971.382
**D	THE GOLDMAN SACHS TRUST COMPANINA COLLECTIVE TRUST	0	139.701	139.701
**D	GOLDMAN SACHS TRUST GOLDMAN SACHS GLOBAL MANAGED BETA FUND	0	5.906	5.906
**D	THORNBERG SUMMIT FUND	0	85.373	85.373
**D	ALLIANCEBERNSTEIN DELAWARE BUSINESS TRUST-AB GLOBAL RESEARCH INSIGHTS SERIES II	0	1.206.431	1.206.431

Azionisti in delega: 4.296

Pagina 85





333

LISTA ESITO DELLE VOTAZIONE
 Oggetto: Bilancio di esercizio al 31 dicembre 2021

FAVOREVOLI

Badge	Ragione Sociale	Proprio	Delega	Totale
**D	ALLIANCBERNSTEIN DELAWARE BUSINESS TRUST-AB GLOBAL DISRUPTORS SERIES	0	103.002	103.002
**D	AB INTERNATIONAL STRATEGIC EQUITIES HARVESTING SERIES T	0	68.750	68.750
**D	SCOTIA INTERNATIONAL EQUITY INDEX TRACKER ETF	0	85.630	85.630
**D	WILLIAM BLAIR INTERNATIONAL SMALL CAP GROWTH FUND	0	8.365	8.365
**D	STICHTING ING CDC PENSIOENFONDS	0	212.044	212.044
**D	VANECK FUNDS-ENVIRONMENTAL SUSTAINABILITY FUND	0	7.600	7.600
**D	COUNSEL DEFENSIVE GLOBAL EQUITY	0	22.117	22.117
**D	IPC MULTI-FACTOR INTERNATIONAL EQUITY	0	12.136	12.136
**D	INCO ELECTED MASTER TRUST	0	984.435	984.435
**D	BLACKROCK - IG INTERNATIONALEQUITY POOL	0	269.481	269.481
**D	THE CALGARY FOUNDATION	0	117.275	117.275
**D	FONDATION LUCIE ET ANDRE CHAGNON	0	46.100	46.100
**D	COLLEGES OF APPLIED ARTS AND TECHNOLOGY PENSION P	0	886.422	886.422
**D	CO-OPERATIVE SUPERANNUATION SOCIETY PENSION PLAN	0	3.601	3.601
**D	CARLETON UNIVERSITY RETIREMENT PLAN	0	197.170	197.170
**D	CANADA LIFE GLOBAL INFRASTRUCT EQUITY FUND	0	29.484	29.484
**D	TD EUROPEAN INDEX FUND	0	50.502	50.502
**D	TD INTERNATIONAL STOCK FUND	0	9.876.982	9.876.982
**D	TD INTERNATIONAL EQUITY INDEX ETF	0	368.339	368.339
**D	TD Q GLOBAL DIVIDEND ETF	0	1.838	1.838
**D	RENAISSANCE REAL ASSETS PRIVATE POOL	0	5.855	5.855
**D	SASKATCHEWAN HEALTHCARE EMPLOYEES' PENSION PLAN	0	82.388	82.388
**D	TD EMERALD INTERNATIONAL EQUITYINDEX FUND	0	1.501.001	1.501.001
**D	INTERNATIONAL EQUITY FUND	0	1.821.541	1.821.541
**D	MONDRIAN GLOBAL ALL COUNTRIES WORLD EQUITY FUND	0	904.227	904.227
**D	BOSTON PARTNERS GLOBAL EQUITY POOLED FUND	0	172.059	172.059
**D	THE CANADA LIFE ASSURANCE COMPANY	0	127.729	127.729
**D	BLACKROCK - IG LOW VOLATILIT INTERNATIONAL EQUITY POOLY	0	742.981	742.981
**D	ROCKEFELLER - IG CLIMATE SOLUTIONS POOL	0	25.316	25.316
**D	IPROFILE INTERNATIONAL EQUITY PRIVATE POOL	0	38.204	38.204
**D	NOVA SCOTIA TEACHERS' PENSION FUND	0	984.380	984.380
**D	BMO CANADA PENSION PLAN	0	227.849	227.849
**D	CC&L Q GROUP GLOBAL EQUITY FUND	0	993.521	993.521
**D	MACKENZIE INTERNATIONAL EQUITY INDEX ETF	0	155.116	155.116
**D	MACKENZIE GLOBAL INFRASTRUCTUREIND EX ETF	0	19.111	19.111
**D	THE GLENORE CANADIAN PENSION FUNDS TRUST-REAL ASSETS FUND	0	20.046	20.046
**D	NOVA SCOTIA PUBLIC SERVICE SUPERANNUATION FUND	0	365.246	365.246
**D	MACKENZIE GREENCHIP GLOBAL ENVIRONMENTAL EQUITY FUND	0	257.631	257.631
**D	SYMMETRY LOW VOLATILITY FUND	0	235.544	235.544
**D	SYMMETRY US EQUITY FUND	0	26.150	26.150
**D	MACKENZIE GLOBAL ENVIRONMENTAL EQUITY FUND	0	8.493.227	8.493.227
**D	TD Q GLOBAL MULTIFACTOR ETF	0	7.941	7.941
**D	TD ACTIVE GLOBAL INFRASTRUCTURE EQUITY ETF	0	111.658	111.658
**D	TD MORNINGSTAR ESG INTERNATIONAL EQUITY INDEX ETF	0	3.805	3.805
**D	IG MACKENZIE GLOBAL INFRASTRUCTURE CLASS	0	178.059	178.059
**D	IUOE LOCAL 793 MEMBERS PENSION BENEFIT TRUST OF ONTARIO	0	133.103	133.103
**D	UNIVERSITY OF GUELPH	0	37.200	37.200
**D	WINDWISE MSCI EAFE INDEX NON-LENDING, FUND FOR EXEMPT ORG.	0	331.870	331.870
**D	BMO PRIVATE INTERNATIONAL EQUITY PORTFOLIO	0	916.196	916.196

334



Pagina 86



Azionisti in delega: 4.296



LISTA ESITO DELLE VOTAZIONE
 Oggetto: Bilancio di esercizio al 31 dicembre 2021

FAVOREVOLI

Badge	Ragione Sociale	Proprio	Delega	Totale
**D	CIBC INTERNATIONAL EQUITY INDEXETF	0	5.293	5.293
**D	GREYSTONE GLOBAL EQUITY FUND	0	321.090	321.090
**D	GREYSTONE INTERNATIONAL EQUITY FUND	0	1.206.750	1.206.750
**D	TD GREYSTONE INTERNATIONAL INCOME AND GROWTH FUND	0	338.643	338.643
**D	TD GREYSTONE GLOBAL INCOME AND GROWTH FUND	0	261.304	261.304
**D	IMPERIAL INTERNATIONAL EQUITY POOL	0	1.008.918	1.008.918
**D	IMPERIAL OVERSEAS EQUITY POOL	0	41.318	41.318
**D	CIBC INTERNATIONAL INDEX FUND	0	481.954	481.954
**D	CIBC EUROPEAN INDEX FUND	0	48.747	48.747
**D	CIBC POOLED INTERNATIONAL EQUITY INDEX FUND	0	14.050	14.050
**D	RENAISSANCE GLOBAL VALUE FUND	0	30.519	30.519
**D	AGF EUROPEAN EQUITY FUND	0	155.416	155.416
**D	AGF GLOBAL REAL ASSETS FUND	0	49.274	49.274
**D	AGF ALL WORLD TAX ADVANTAGE GROUP LIMITED	0	158.654	158.654
**D	AGF ALL WORLD TAX ADVANTAGE GROUP LIMITED	0	82.663	82.663
**D	RENAISSANCE INTERNATIONAL EQUITY PRIVATE POOL	0	42.289	42.289
**D	GOVERNORS OF THE UNIVERSITY OF ALBERTA	0	688.526	688.526
**D	HEALTHCARE EMPLOYEES' PENSION PLAN - MANITOBA	0	1.415.808	1.415.808
**D	LISA H SYDNESS REVOCABLE TRUST	0	542.468	542.468
**D	BURROUGHS WELLCOME FUND	0	30.686	30.686
**D	STATE OF NEW JERSEY COMMON PENSION FUND D	0	4.744.675	4.744.675
**D	SANJAY CHENAWAT LIVING TRUST	0	138.151	138.151
2	COMPUTERSHARE SPA IN PERSONA DI ENRICO MONICELLI RAPPR. DESIGNATO IN QUALITÀ DI DELEGATO 135-UNDECIES TUF	0	0	0
***	LEMMI GUALTIERO	0	7.500	7.500
***	GATTI MARCO	0	18.000	18.000
**D	CASSA NAZIONALE DI PREVIDENZA ED ASSISTENZA FORENSE	0	52.417.000	52.417.000
**D	FONDO SCUOLA ESPERO - CRESCITA AZIONARIO	0	4.939	4.939
3	COMPUTERSHARE SPA IN PERSONA DI ENRICO MONICELLI RAPPR. DESIGNATO IN QUALITÀ DI DELEGATO/SUBDELEGATO 135-NOVIES TUF	0	0	0
**D	MINISTERO DELL'ECONOMIA E DELLE FINANZE	0	2.397.856.331	2.397.856.331

Totale voti 6.809.148.039

Percentuale votanti % 99,456148

Percentuale Capitale % 66,975139

Azionisti in delega: 4.296

Pagina 87





Assemblea Ordinaria del 19 maggio 2022

LISTA ESITO DELLE VOTAZIONE

Oggetto: Bilancio di esercizio al 31 dicembre 2021

CONTRARI

Badge	Ragione Sociale	Proprio	Delega	Totale
1	COMPUTERSHARE SPA IN PERSONA DI ENRICO MONICELLI RAPP. DESIGNATO IN QUALITÀ DI SUBDELEGATO 135-NOVIES ST.TREVISAN	0	0	0
***	STOLL DANIEL	0	6.000	6.000
**D	LA FRANCAISE INFLECTION POINT ACTIONS EURO	0	248.188	248.188
**D	LA FRANCAISE LUX - INFLECTION POINT CARBON IMPACT EURO	0	92.540	92.540
**D	LF GREEN TECH EUROPE	0	195.618	195.618
**D	FCP Avenir Croissance PA	0	14.970	14.970
**D	BLUE SKY GLOBAL DEVELOPED PASSIVE LARGE&MID CAP EQUITY FUND	0	636.821	636.821
**D	CONTI PLACEMENTS	0	59.132	59.132
**D	AA LA FRANCAISE ISR	0	459.976	459.976
**D	CAVEC LA FRANCAISE DIVERSIFIE	0	154.197	154.197
**D	REGIME DE RETRAITE DE L'UNIVERSITE DU QUEBEC.	0	1	1
**D	SOJECCI II LTEE	0	26.800	26.800
3	COMPUTERSHARE SPA IN PERSONA DI ENRICO MONICELLI RAPP. DESIGNATO IN QUALITÀ DI DELEGATO/SUBDELEGATO 135-NOVIES TUF	0	0	0
***	SCOLLO LUIGI	0	590	590

Totale voti

1.894.833

Percentuale votanti %

0,027676

Percentuale Capitale %

0,018638

336

Azionisti in delega: 12

Pagina 88





Assemblea Ordinaria del 19 maggio 2022

LISTA ESITO DELLE VOTAZIONE
Oggetto: Bilancio di esercizio al 31 dicembre 2021

ASTENUTI

Badge	Ragione Sociale	Proprio	Delega	Totale
1	COMPUTERSHARE SPA IN PERSONA DI ENRICO MONICELLI RAPP. DESIGNATO IN QUALITÀ DI SUBDELEGATO 135-NOVIES ST.TREVISAN	0	0	0
**D	OHIO NATIONAL FUND, INC. - ON INTERNATIONAL EQUITY PORTFOLIO	0	467.659	467.659
**D	CITY OF NEW YORK GROUP TRUST	0	20.035.564	20.035.564

Totale voti 20.503.223
Percentuale votanti % 0,299475
Percentuale Capitale % 0,201671

337




Assemblea Ordinaria del 19 maggio 2022

LISTA ESITO DELLE VOTAZIONI

Oggetto: Bilancio di esercizio al 31 dicembre 2021

NON VOTANTI

Badge	Ragione Sociale	Proprio	Delega	Totale
1	COMPUTERSHARE SPA IN PERSONA DI ENRICO MONICELLI RAPP. DESIGNATO IN QUALITÀ DI SUBDELEGATO 135-NOVIES ST.TREVISAN	0	0	0
**D	MEDIOBANCA SICAV	0	236.700	236.700
**D	FONDO PENSIONE NAZIONALE PER IL PERSONALE DELLE BANCHE DI CREDITO COOPERATIVO CASSE RURALI ED ARTIGIANE	0	34.803	34.803
**D	MEDIOBANCA SGR - MEDIOBANCA ESG EUROPEAN EQUITY	0	339.300	339.300
**D	EURIZON FUND - ITALIAN EQUITY OPPORTUNITIES	0	2.350.000	2.350.000
**D	EURIZON FUND - EQUITY EUROPE ESG LITE	0	478.205	478.205
**D	EURIZON FUND - ABSOLUTE RETURN SOLUTION	0	59.636	59.636
**D	EURIZON NEXT - STRATEGIA MEGATREND	0	736.544	736.544
**D	EURIZON NEXT - STRATEGIA ABSOLUTE RETURN	0	34.722	34.722
**D	EURIZON FUND - EQUITY EURO LITE	0	152.582	152.582
**D	EUF - EQUITY WORLD LITE	0	9.188	9.188
**D	EURIZON FUND - ACTIVE ALLOCATION	0	1.800.000	1.800.000
**D	EURIZON FUND - EQUITY EUROPE LITE	0	315.384	315.384
**D	EURIZON AM SICAV - GLOBAL DYNAMIC ALLOCATION	0	387.735	387.735
**D	EURIZON AM SICAV - ABSOLUTE RETURN MODERATE ESG	0	254.280	254.280
**D	EIS - EURO EQUITY INSURANCE CAPITAL LIGHT	0	334.891	334.891
**D	EURIZON AM SICAV - INCOME OPPORTUNITIES	0	49.923	49.923
**D	EURIZON AM SICAV - EUROPEAN EQUITY	0	12.872	12.872
**D	EURIZON AM SICAV - EURO EQUITY HIGH DIVIDEND	0	234.004	234.004
**D	EURIZON AM SICAV - ABSOLUTE RETURN SOLUTION	0	311.356	311.356
**D	EURIZON AM SICAV - OBIETTIVO STABILITÀ	0	44.064	44.064
**D	EURIZON AM SICAV - OBIETTIVO CONTROLLO	0	102.720	102.720
**D	EURIZON AM SICAV - LONG/SHORT EURO	0	28.397	28.397
**D	EURIZON AM SICAV - GLOBAL MULTIASET 30	0	91.314	91.314
**D	EAM - SMART FACTOR EURO	0	46.375	46.375
**D	EURIZON AM SICAV - GLOBAL EQUITY	0	146.765	146.765
**D	EURIZON AM SICAV - GLOBAL MULTIASET 15	0	80.633	80.633
**D	EURIZON AM SICAV - EURO EQUITY	0	510.024	510.024
**D	EURIZON AM SICAV - OBIETTIVO SVILUPPO	0	12.517	12.517
**D	EURIZON AM SICAV - OBIETTIVO EQUILIBRIO	0	183.642	183.642
**D	EURIZON AM SICAV - LOW CARBON EURO	0	309.453	309.453
**D	EURIZON AM SICAV - ITALIAN EQUITY	0	4.010.000	4.010.000
**D	EIS - MERCURIO 5	0	5.595	5.595
**D	EURIZON FUND - EQUITY ITALY SMART VOLATILITY	0	553.913	553.913
3	COMPUTERSHARE SPA IN PERSONA DI ENRICO MONICELLI RAPP. DESIGNATO IN QUALITÀ DI DELEGATO/SUBDELEGATO 135-NOVIES TUF	0	0	0
**D	FONDO NAZIONALE PENSIONE COMPLEMENTARE COMETA	0	578.578	578.578
Totale voti				
Percentuale votanti %				
Percentuale Capitale %				

Azionisti in delega: 34

Pagina 90