



SPAFID
CONNECT

Informazione Regolamentata n. 0116-64-2022	Data/Ora Ricezione 21 Luglio 2022 17:53:36	Euronext Milan
--	--	----------------

Societa' : ENEL
Identificativo : 165110
Informazione
Regolamentata
Nome utilizzatore : ENELN07 - Giannetti
Tipologia : REGEM
Data/Ora Ricezione : 21 Luglio 2022 17:53:36
Data/Ora Inizio : 21 Luglio 2022 17:53:37
Diffusione presunta
Oggetto : Enel pubblica il Report sui dati operativi di Gruppo del secondo trimestre e del primo semestre 2022

Testo del comunicato

Vedi allegato.


**COMUNICATO
STAMPA****Global News Media**

T +39 06 8305 5699
ufficiostampa@enel.com
gnm@enel.com
enel.com

Investor Relations

T +39 06 8305 7975
investor.relations@enel.com
enel.com


**ENEL PUBBLICA IL REPORT SUI DATI OPERATIVI DI GRUPPO DEL
SECONDO TRIMESTRE E DEL PRIMO SEMESTRE 2022**

Roma, 21 luglio 2022 – Enel S.p.A. ("Enel") ha pubblicato il "*Quarterly Bulletin*" ("*Report*") contenente i dati operativi del Gruppo del secondo trimestre e del primo semestre 2022.

Il *Report*, pubblicato in anticipo rispetto all'approvazione da parte del Consiglio di Amministrazione di Enel e alla divulgazione dei dati economico-finanziari contenuti nei documenti contabili periodici, si pone l'obiettivo di rafforzare ulteriormente la trasparenza del Gruppo nei confronti della comunità finanziaria, in linea con le *best practice* dei mercati più evoluti.

Il *Report*, allegato al presente comunicato stampa, è a disposizione del pubblico presso la sede sociale, sul sito internet di Enel (www.enel.com), e – unitamente al presente comunicato – presso il meccanismo di stoccaggio autorizzato "eMarket Storage" (www.emarketstorage.com).



H1 2022

Quarterly Bulletin

Quarterly bulletin

Operating data H1 2022



Index

1. Enel Green Power & Conventional Generation



2. Global Infrastructure & Networks



3. Enel X Global Retail



4. Disclaimer

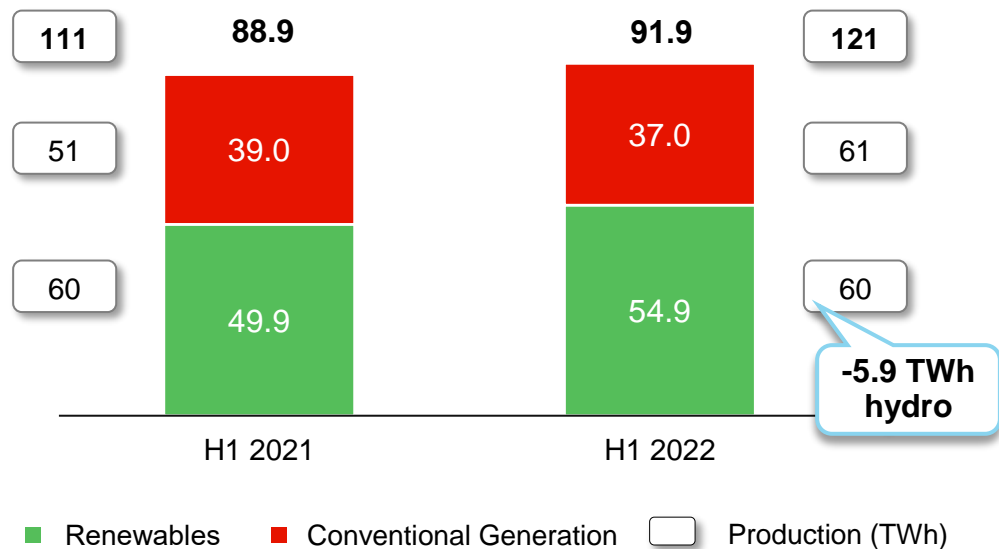




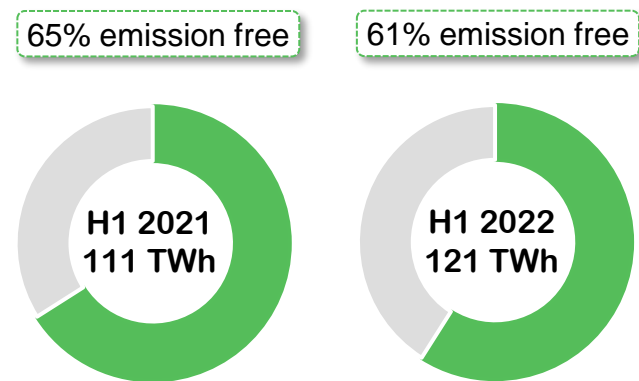
Enel Green Power & Conventional Generation

Operating data H1 2022

Installed capacity (GW) and production evolution¹



Emission free share of production^{1,2}



1. Rounded figures. Includes capacity and production from renewable managed assets and excludes BESS.
 2. Considers nuclear + renewable (consolidated & managed).



Enel Green Power & Conventional Generation

Installed capacity & production at Group level

Installed capacity (MW)

Group	H1 2022	% Weight	H1 2021	% Weight	Δ yoy	2022 Add. Cap.
Hydro	28,351	32.0%	27,836	32.5%	1.8%	552
Wind	15,256	17.2%	12,950	15.1%	17.8%	352
Solar & Others	7,040	8.0%	4,881	5.7%	44.2%	639
Geothermal	915	1.0%	913	1.1%	0.2%	-
Total Renewables	51,562	58.2%	46,580	54.5%	10.7%	1,544
Nuclear	3,328	3.8%	3,328	3.9%	0.0%	-
Coal	6,910	7.8%	8,904	10.4%	-22.4%	-
CCGT	15,039	17.0%	15,023	17.6%	0.1%	-
Oil & Gas	11,689	13.2%	11,700	13.7%	-0.1%	3
Total Conventional Generation	36,966	41.8%	38,954	45.5%	-5.1%	3
Total consolidated capacity	88,528	100%	85,534	100%	3.5%	1,546
Managed capacity	3,322		3,325		-0.1%	
Total installed capacity	91,850		88,859		3.4%	

Production (GWh)

Group	H1 2022	% Weight	H1 2021	% Weight	Δ yoy	Quarter prod.
Hydro	24,286	21.0%	30,136	28.5%	-19.4%	12,120
Wind	22,020	19.1%	17,945	17.0%	22.7%	11,330
Solar & Others	5,359	4.6%	3,647	3.4%	46.9%	2,950
Geothermal	3,076	2.7%	3,020	2.9%	1.8%	1,495
Total Renewables	54,741	47.4%	54,748	51.7%	0.0%	27,894
Nuclear	13,447	11.6%	12,815	12.1%	4.9%	6,334
Coal	9,937	8.6%	5,803	5.5%	71.2%	4,777
CCGT	24,355	21.1%	22,799	21.5%	6.8%	10,304
Oil & Gas	13,026	11.3%	9,654	9.1%	34.9%	6,949
Total Conventional Generation	60,765	52.6%	51,071	48.3%	19.0%	28,364
Total consolidated production	115,506	100%	105,819	100%	9.2%	56,259
Managed production	5,586		5,034		11.0%	
Total production	121,092		110,854		9.2%	



Enel Green Power & Conventional Generation

Consolidated capacity & production – Italy

Installed capacity (MW)

Italy	H1 2022	% Weight	H1 2021	% Weight	Δ yoy	2022 Add. Cap.
Hydro	12,991	49.7%	12,432	47.0%	4.5%	547
Wind	794	3.0%	786	3.0%	1.0%	-
Solar & Others	29	0.1%	29	0.1%	-0.4%	-
Geothermal	774	3.0%	772	2.9%	0.2%	-
Total Renewables	14,587	55.8%	14,019	53.0%	4.1%	547
Coal	4,720	18.0%	5,594	21.2%	-15.6%	-
CCGT	4,596	17.6%	4,583	17.3%	0.3%	-
Oil & Gas	2,248	8.6%	2,237	8.5%	0.5%	-
Total Conventional Generation	11,564	44.2%	12,414	47.0%	-6.8%	-
Total	26,151	100%	26,433	100%	-1.1%	547

Production (GWh)

Italy	H1 2022	% Weight	H1 2021	% Weight	Δ yoy	Quarter prod.
Hydro	5,705	24.7%	9,226	42.4%	-38.2%	3,199
Wind	722	3.1%	703	3.2%	2.7%	291
Solar & Others	34	0.1%	32	0.1%	6.1%	18
Geothermal	2,716	11.8%	2,725	12.5%	-0.3%	1,338
Total Renewables	9,177	39.8%	12,686	58.4%	-27.7%	4,847
Coal	8,262	35.8%	4,015	18.5%	105.8%	3,941
CCGT	5,583	24.2%	4,840	22.3%	15.3%	2,253
Oil & Gas	46	0.2%	193	0.9%	-76.3%	27
Total Conventional Generation	13,890	60.2%	9,047	41.6%	53.5%	6,221
Total	23,067	100%	21,734	100%	6.1%	11,067



Enel Green Power & Conventional Generation

Consolidated capacity & production – Iberia

Installed capacity (MW)

Iberia	H1 2022	% Weight	H1 2021	% Weight	Δ yoy	2022 Add. Cap.
Hydro	4,746	22.3%	4,747	21.9%	0.0%	5
Wind	2,602	12.2%	2,422	11.2%	7.4%	56
Solar & Others	1,160	5.5%	625	2.9%	85.5%	62
Total Renewables	8,508	40.0%	7,795	36.0%	9.2%	124
Nuclear	3,328	15.7%	3,328	15.4%	0.0%	-
Coal	1,644	7.7%	2,764	12.8%	-40.5%	-
CCGT	5,445	25.6%	5,445	25.1%	0.0%	-
Oil & Gas	2,333	11.0%	2,334	10.8%	0.0%	-
Total Conventional Generation	12,751	60.0%	13,871	64.0%	-8.1%	-
Total	21,259	100%	21,666	100%	-1.9%	124

Production (GWh)

Iberia	H1 2022	% Weight	H1 2021	% Weight	Δ yoy	Quarter prod.
Hydro	2,480	8.0%	3,704	13.4%	-33.0%	1,343
Wind	2,832	9.1%	2,983	10.8%	-5.1%	1,280
Solar & Others	904	2.9%	495	1.8%	82.6%	612
Total Renewables	6,215	20.0%	7,182	26.0%	-13.5%	3,236
Nuclear	13,447	43.2%	12,815	46.4%	4.9%	6,334
Coal	697	2.2%	430	1.6%	62.1%	447
CCGT	8,698	27.9%	5,414	19.6%	60.7%	4,626
Oil & Gas	2,082	6.7%	1,752	6.3%	18.9%	1,035
Total Conventional Generation	24,924	80.0%	20,411	74.0%	22.1%	12,442
Total	31,140	100%	27,592	100%	12.9%	15,678



Enel Green Power & Conventional Generation

Consolidated capacity & production – Latin America

Installed capacity (MW)

Latin America	H1 2022	% Weight	H1 2021	% Weight	Δ yoy	2022 Add. Cap.
Hydro	10,542	43.3%	10,585	47.1%	-0.4%	1
Wind	3,194	13.1%	2,402	10.7%	33.0%	264
Solar & Others	3,174	13.0%	2,020	9.0%	57.1%	252
Geothermal	69	0.3%	69	0.3%	0.0%	-
Total Renewables	16,980	69.7%	15,076	67.1%	12.6%	516
Coal	546	2.2%	546	2.4%	0.0%	-
CCGT	4,168	17.1%	4,165	18.5%	0.1%	-
Oil & Gas	2,661	10.9%	2,682	11.9%	-0.8%	3
Total Conventional Generation	7,375	30.3%	7,393	32.9%	-0.2%	3
Total	24,354	100.0%	22,469	100%	8.4%	519

Production (GWh)

Latin America	H1 2022	% Weight	H1 2021	% Weight	Δ yoy	Quarter prod.
Hydro	16,011	44.7%	17,123	49.4%	-6.5%	7,539
Wind	5,475	15.3%	4,005	11.5%	36.7%	3,162
Solar & Others	2,246	6.3%	1,534	4.4%	46.4%	1,132
Geothermal	190	0.5%	133	0.4%	43.2%	88
Total Renewables	23,922	66.8%	22,794	65.7%	4.9%	11,921
Coal	978	2.7%	1,359	3.9%	-28.0%	389
CCGT	7,164	20.0%	9,507	27.4%	-24.6%	2,126
Oil & Gas	3,753	10.5%	1,026	3.0%	265.8%	3,147
Total Conventional Generation	11,895	33.2%	11,891	34.3%	0.0%	5,662
Total	35,817	100.0%	34,686	100%	3.3%	17,583



Enel Green Power & Conventional Generation

Consolidated capacity & production – Rest of Europe

Installed capacity (MW)

Rest of Europe	H1 2022	% Weight	H1 2021	% Weight	Δ yoy	2022 Add. Cap.
Hydro	19	0.3%	19	0.3%	0.2%	-
Wind	1,131	17.2%	956	15.0%	18.2%	32
Solar & Others	130	2.0%	130	2.0%	0.1%	-
Total Renewables	1,280	19.5%	1,105	17.3%	15.8%	32
CCGT	830	12.7%	829	13.0%	0.0%	-
Oil & Gas	4,447	67.8%	4,447	69.7%	0.0%	-
Total Conventional Generation	5,276	80.5%	5,276	82.7%	0.0%	-
Total	6,556	100%	6,381	100%	2.7%	32

Production (GWh)

Rest of Europe	H1 2022	% Weight	H1 2021	% Weight	Δ yoy	Quarter prod.
Hydro	22	0.2%	27	0.3%	-20.3%	9
Wind	1,198	10.5%	1,034	9.5%	15.9%	496
Solar & Others	90	0.8%	87	0.8%	4.3%	56
Total Renewables	1,310	11.5%	1,148	10.6%	14.1%	561
CCGT	2,911	25.6%	3,038	27.9%	-4.2%	1,299
Oil & Gas	7,145	62.9%	6,684	61.5%	6.9%	2,741
Total Conventional Generation	10,056	88.5%	9,721	89.4%	3.4%	4,040
Total	11,366	100%	10,869	100%	4.6%	4,601



Enel Green Power & Conventional Generation

Consolidated capacity & production – Rest of the World

Installed capacity (MW)

North America	H1 2022	% Weight	H1 2021	% Weight	Δ yoy	2022 Add. Cap.
Hydro	53	0.7%	53	0.7%	0.0%	-
Wind	6,262	78.8%	5,572	78.4%	12.4%	-
Solar & Others	1,556	19.6%	1,410	19.8%	10.3%	-
Geothermal	72	0.9%	72	1.0%	0.0%	-
Total	7,941	100%	7,106	100%	11.8%	-

Africa, Asia & Oceania	H1 2022	% Weight	H1 2021	% Weight	Δ yoy	2022 Add. Cap.
Wind	1,274	56.2%	812	54.9%	56.9%	-
Solar & Others	992	43.8%	667	45.1%	48.7%	325
Total	2,266	100%	1,479	100%	53.2%	325

Production (GWh)

North America	H1 2022	% Weight	H1 2021	% Weight	Δ yoy	Quarter prod.
Hydro	69	0.6%	56	0.6%	22.7%	30
Wind	10,647	85.8%	8,641	88.2%	23.2%	5,396
Solar & Others	1,522	12.3%	937	9.6%	62.3%	882
Geothermal	170	1.4%	162	1.7%	4.6%	68
Total	12,407	100%	9,796	100%	26.6%	6,377

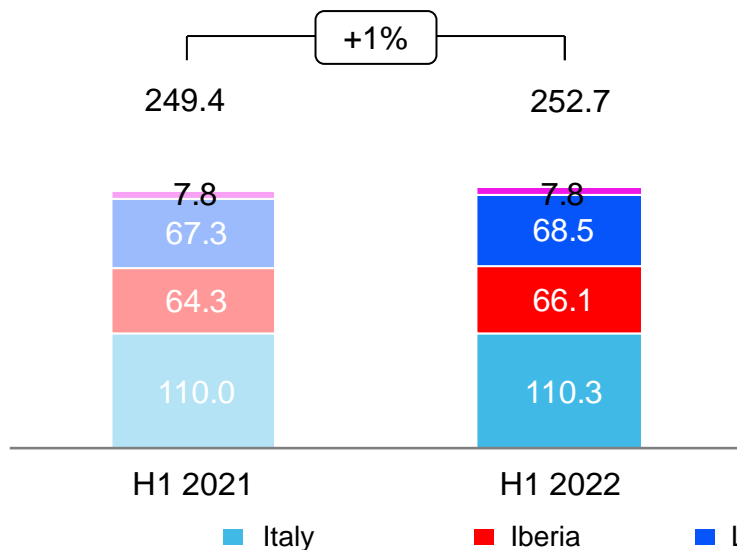
Africa, Asia & Oceania	H1 2022	% Weight	H1 2021	% Weight	Δ yoy	Quarter prod.
Wind	1,147	67.1%	580	50.8%	97.8%	703
Solar & Others	563	32.9%	562	49.2%	0.2%	250
Total	1,710	100%	1,142	100%	49.8%	953



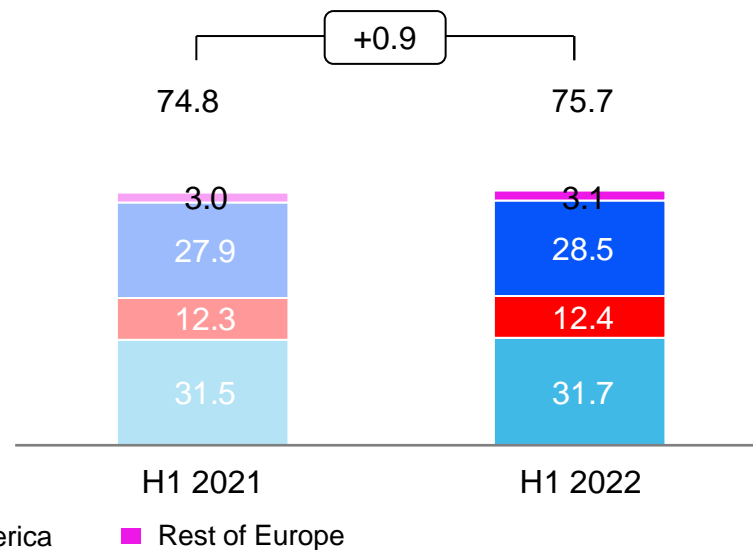
Global Infrastructure & Networks

Operating data H1 2022

Electricity distributed (TWh)^{1,2}



End users (mn)^{1,3}



1. 2021 restated figures.

2. Latin America breakdown – H1 2022: Argentina 8.5 TWh, Brazil: 40.0 TWh, Chile: 8.5 TWh, Colombia: 7.4 TWh and Peru: 4.1 TWh. H1 2021: Argentina: 8.2 TWh, Brazil: 40.0 TWh, Chile: 8.0 TWh, Colombia: 7.0 TWh and Peru: 4.1 TWh.

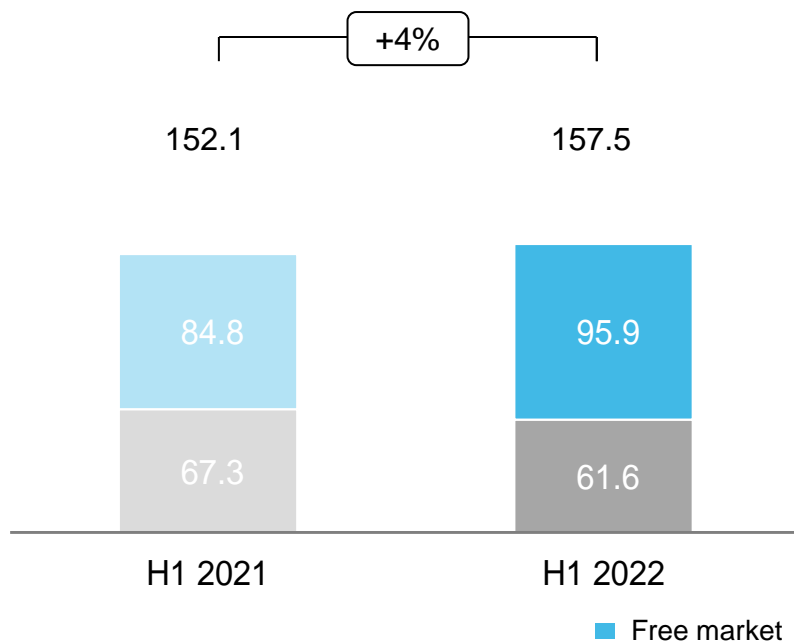
3. Latin America breakdown – H1 2022: Argentina 2.6 mn, Brazil: 18.6 mn, Chile: 2.1 mn, Colombia: 3.8 mn and Peru: 1.5 mn. H1 2021: Argentina: 2.5 mn, Brazil: 18.3 mn, Chile: 2.0 mn, Colombia: 3.7 mn and Peru: 1.5 mn.

Retail at Group level

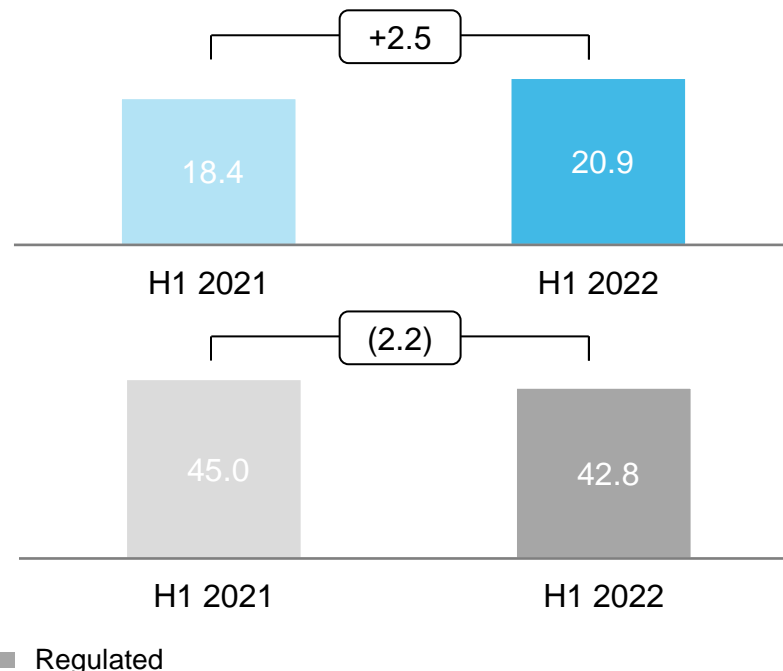
Operating data H1 2022



Energy sold (TWh)



Power customers (mn)

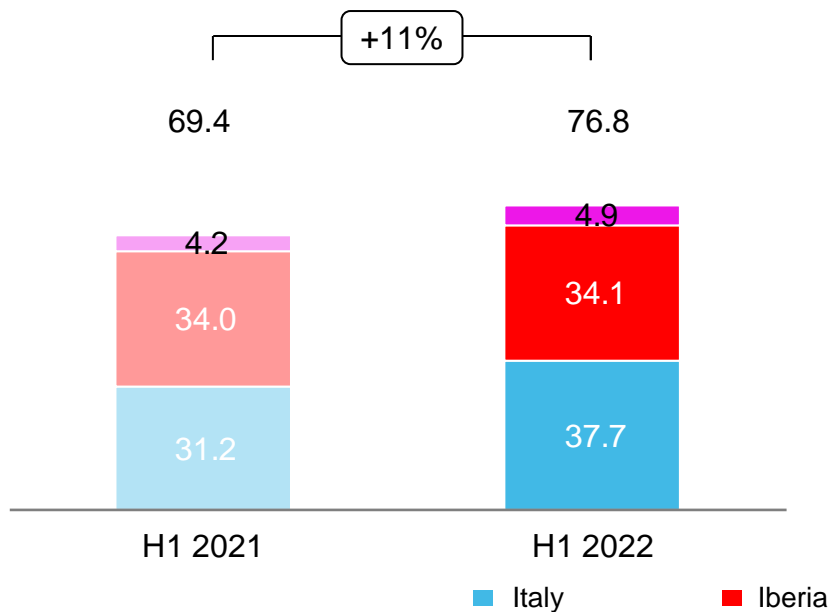




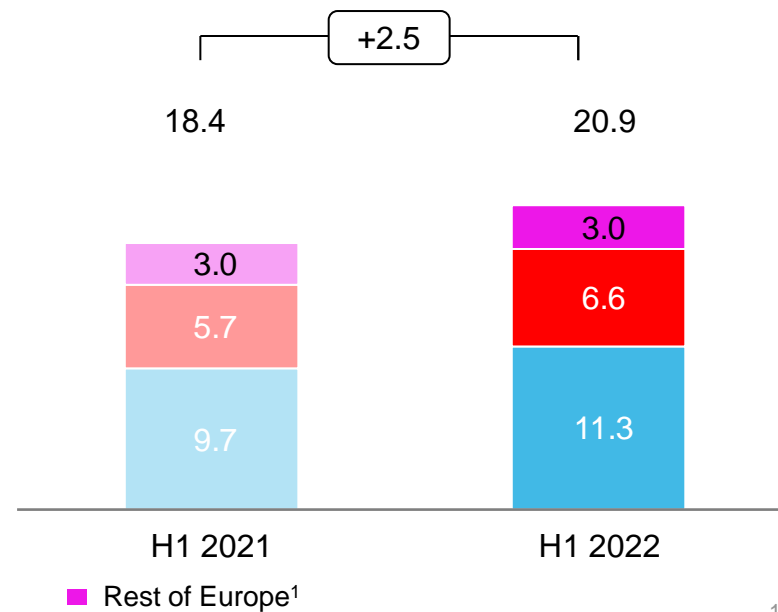
Retail – Free power markets, Europe

Operating data H1 2022

Energy sold (TWh)



Power customers (mn)



1. Market liberalization in Romania in 2021.

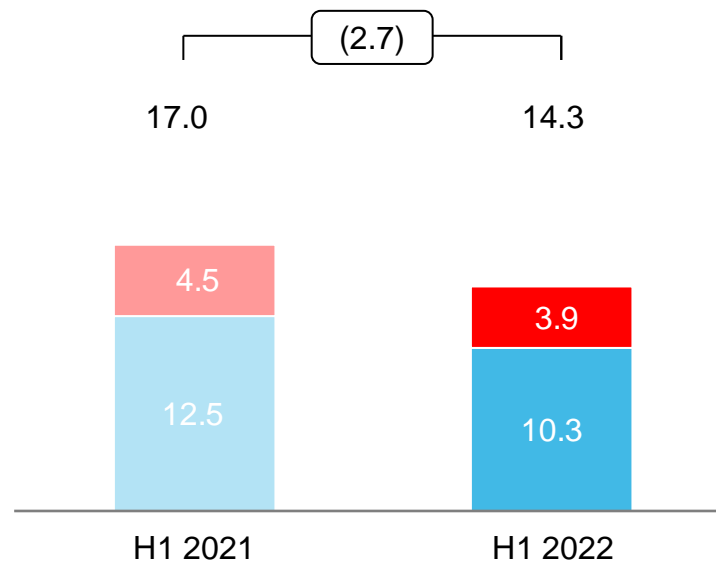
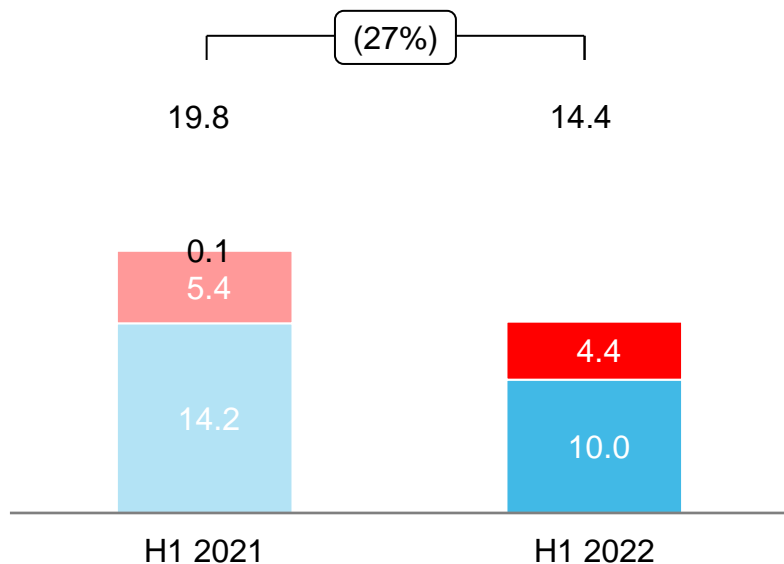


Retail – Regulated power markets, Europe

Operating data H1 2022

Energy sold (TWh)

Power customers (mn)



■ Italy ■ Iberia ■ Rest of Europe¹

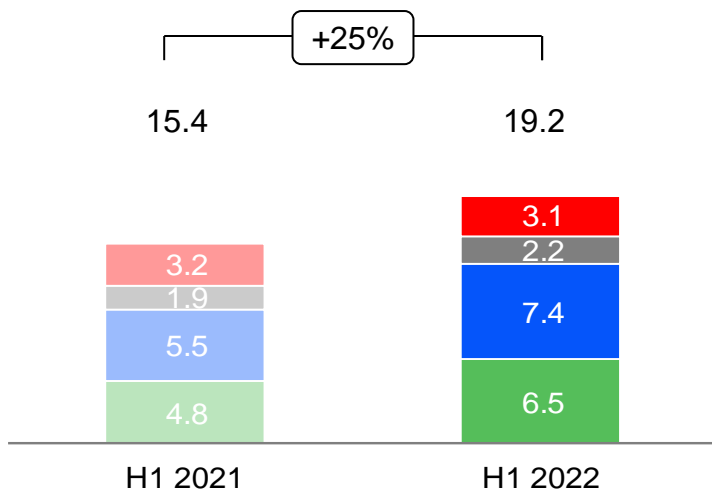
1. Market liberalization in Romania in 2021.



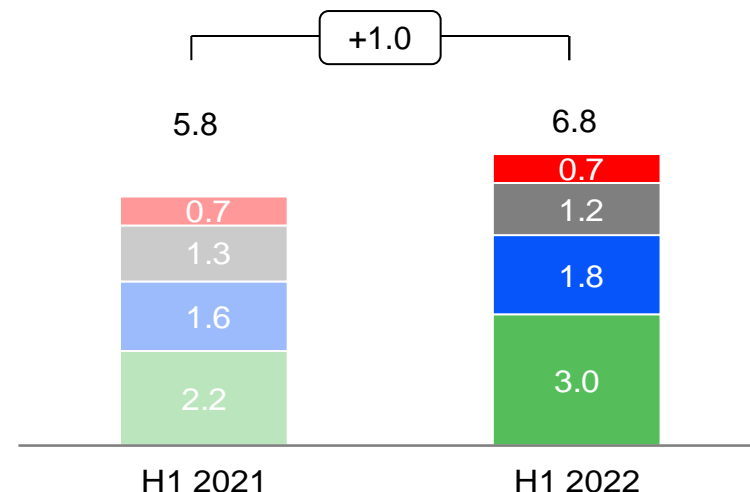
Retail – Free power markets, Latin America

Operating data H1 2022

Energy sold (TWh)



Power customers (000')



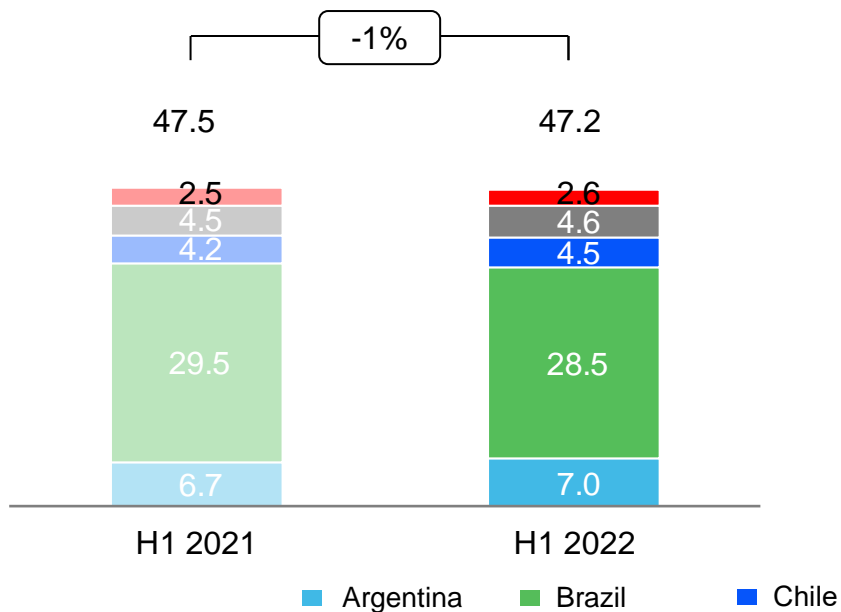
■ Brazil
 ■ Chile
 ■ Colombia
 ■ Peru



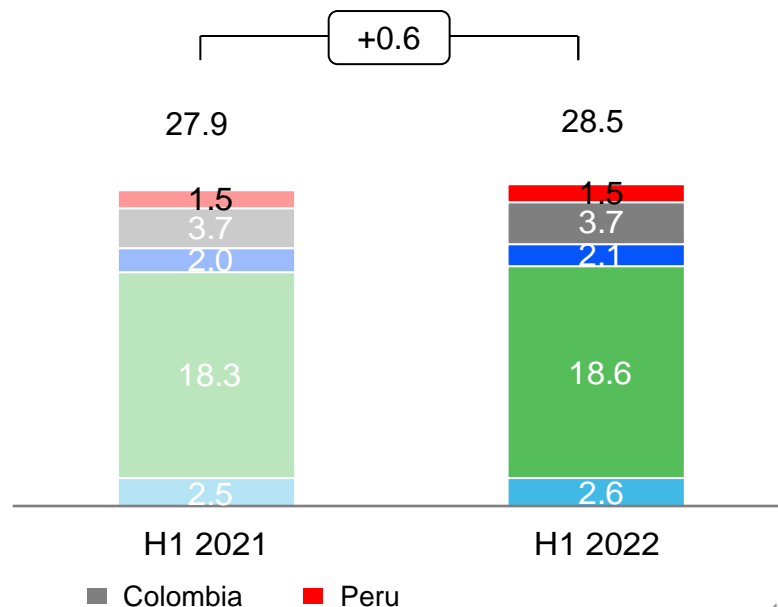
Retail – Regulated power markets, Latin America

Operating data H1 2022

Energy sold (TWh)



Power customers (mn)



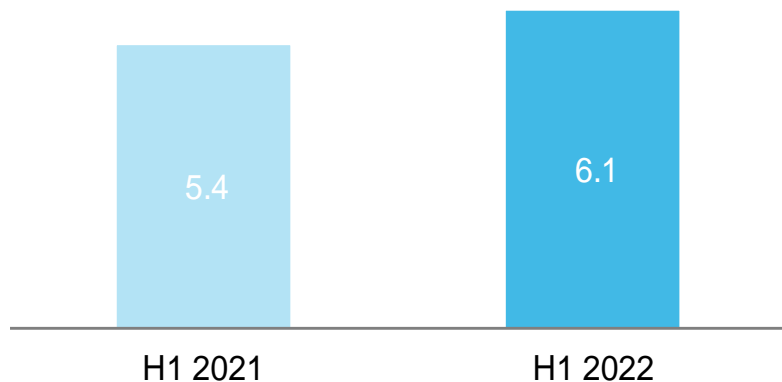
Retail – Gas market

Operating data H1 2022



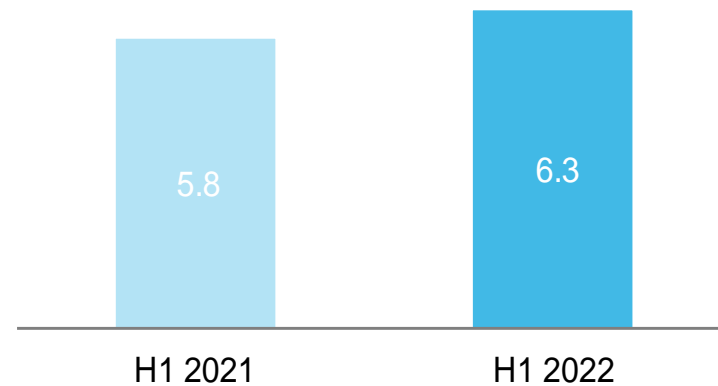
Gas sold (bcm)¹

+13%



Gas customers (mn)²

+0.5



1. H1 2022: Italy: 2.9 bcm, Iberia: 2.9 bcm, Rest of Europe 0.16 bcm, Latin America 0.17 bcm; H1 2021: Italy: 2.5 bcm, Iberia: 2.8 bcm, Rest of Europe 0.08 bcm, Latin America 0.08 bcm.

2. H1 2022: Italy: 4.4 mn, Iberia: 1.8 mn, Rest of Europe 0.16 mn; H1 2021: Italy: 4.1 mn, Iberia: 1.7 mn, Rest of Europe 0.08 mn.

Disclaimer



The information contained in this presentation does not purport to be comprehensive and has not been independently verified by any independent third party.

This presentation does not constitute a recommendation regarding the securities of the Company. This presentation does not contain an offer to sell or a solicitation of any offer to buy any securities issued by Enel S.p.A. or any of its subsidiaries.

Quarterly bulletin H1 2022

Contact us



Monica Girardi

Head of Group Investor Relations

Investor Relations team

Federico Baroncelli

Serena Carioti

Federica Dori

Federica Pozzi

Fabrizio Ragnacci

Danielle Ribeiro Da Encarnacao

Noemi Tomassi

Emanuele Toppi



Contacts

Email investor.relations@enel.com

Phone +39 06 8305 7975

Investor Relations App



iOS



Android



Channels



Website
Enel.com

Fine Comunicato n.0116-64

Numero di Pagine: 21