



SPAFID
CONNECT

Informazione Regolamentata n. 0116-94-2022	Data/Ora Ricezione 25 Ottobre 2022 17:48:16	Euronext Milan
--	---	----------------

Societa' : ENEL
Identificativo : 168542
Informazione
Regolamentata
Nome utilizzatore : ENELN07 - Giannetti
Tipologia : REGEM
Data/Ora Ricezione : 25 Ottobre 2022 17:48:16
Data/Ora Inizio : 25 Ottobre 2022 17:48:19
Diffusione presunta
Oggetto : Enel pubblica il Report sui dati operativi di Gruppo del terzo trimestre e dei primi nove mesi 2022

Testo del comunicato

Vedi allegato.

COMUNICATO STAMPA

Global News Media

T +39 06 8305 5699
ufficiostampa@enel.com
gnm@enel.com
enel.com

Investor Relations

T +39 06 8305 7975
investor.relations@enel.com
enel.com

ENEL PUBBLICA IL REPORT SUI DATI OPERATIVI DI GRUPPO DEL TERZO TRIMESTRE E DEI PRIMI NOVE MESI 2022

Roma, 25 ottobre 2022 – Enel S.p.A. (“Enel”) ha pubblicato il “*Quarterly Bulletin*” (“*Report*”) contenente i dati operativi del Gruppo del terzo trimestre e dei primi nove mesi 2022.

Il *Report*, pubblicato in anticipo rispetto all’approvazione da parte del Consiglio di Amministrazione di Enel e alla divulgazione dei dati economico-finanziari contenuti nei documenti contabili periodici, si pone l’obiettivo di rafforzare ulteriormente la trasparenza del Gruppo nei confronti della comunità finanziaria, in linea con le *best practice* dei mercati più evoluti.

Il *Report*, allegato al presente comunicato stampa, è a disposizione del pubblico presso la sede sociale, sul sito internet di Enel (www.enel.com), e – unitamente al presente comunicato – presso il meccanismo di stoccaggio autorizzato “eMarket Storage” (www.emarketstorage.com).



9M 2022

Quarterly Bulletin

Quarterly bulletin

Operating data 9M 2022



Index

1. Enel Green Power & Conventional Generation



2. Global Infrastructure & Networks



3. Enel X Global Retail



4. Disclaimer





Enel Green Power & Conventional Generation

Installed capacity & production at Group level

Installed capacity (MW)

Group	9M 2022	% Weight	9M 2021	% Weight	Δ yoy	2022 Add. Cap.
Hydro	28,355	32.3%	27,834	32.2%	1.9%	556
Wind	14,635	16.7%	13,237	15.3%	10.6%	466
Solar & Others	7,656	8.7%	5,519	6.4%	38.7%	1,255
Geothermal	917	1.0%	914	1.1%	0.4%	3
Total Renewables	51,563	58.7%	47,504	54.9%	8.5%	2,280
Nuclear	3,328	3.8%	3,328	3.8%	0.0%	-
Coal	6,590	7.5%	8,893	10.3%	-25.9%	-
CCGT	14,720	16.7%	15,035	17.4%	-2.1%	-
Oil & Gas	11,694	13.3%	11,715	13.5%	-0.2%	3
Total Conventional Generation	36,332	41.3%	38,970	45.1%	-6.8%	3
Total consolidated capacity	87,896	100%	86,475	100%	1.6%	2,283
Managed capacity	4,057		3,335		21.6%	
Total installed capacity	91,952		89,810		2.4%	

Production (GWh)

Group	9M 2022	% Weight	9M 2021	% Weight	Δ yoy	Quarter prod.
Hydro	37,975	21.8%	43,425	26.4%	-12.6%	13,689
Wind	32,394	18.6%	27,103	16.5%	19.5%	10,374
Solar & Others	8,559	4.9%	5,783	3.5%	48.0%	3,200
Geothermal	4,578	2.6%	4,541	2.8%	0.8%	1,503
Total Renewables	83,506	47.9%	80,852	49.2%	3.3%	28,766
Nuclear	20,424	11.7%	19,895	12.1%	2.7%	6,977
Coal	14,980	8.6%	9,253	5.6%	61.9%	5,043
CCGT	42,744	24.5%	37,475	22.8%	14.1%	18,388
Oil & Gas	12,602	7.2%	16,747	10.2%	-24.7%	-424
Total Conventional Generation	90,750	52.1%	83,370	50.8%	8.9%	29,984
Total consolidated production	174,256	100%	164,223	100%	6.1%	58,750
Managed production	8,405		7,365		14.1%	
Total production	182,661		171,588		6.5%	



Enel Green Power & Conventional Generation

Consolidated capacity & production – Italy

Installed capacity (MW)

Italy	9M 2022	% Weight	9M 2021	% Weight	Δ yoy	2022 Add. Cap.
Hydro	12,995	49.6%	12,434	47.0%	4.5%	551
Wind	825	3.1%	786	3.0%	5.0%	32
Solar & Others	29	0.1%	28	0.1%	1.8%	-
Geothermal	776	3.0%	773	2.9%	0.4%	3
Total Renewables	14,625	55.8%	14,021	53.0%	4.3%	585
Coal	4,720	18.0%	5,583	21.1%	-15.5%	-
CCGT	4,596	17.5%	4,593	17.4%	0.1%	-
Oil & Gas	2,253	8.6%	2,253	8.5%	0.0%	-
Total Conventional Generation	11,569	44.2%	12,429	47.0%	-6.9%	-
Total	26,194	100%	26,450	100%	-1.0%	585

Production (GWh)

Italy	9M 2022	% Weight	9M 2021	% Weight	Δ yoy	Quarter prod.
Hydro	8,842	24.5%	13,479	39.1%	-34.4%	3,137
Wind	954	2.6%	940	2.7%	1.5%	231
Solar & Others	52	0.1%	51	0.1%	2.1%	18
Geothermal	4,057	11.2%	4,108	11.9%	-1.2%	1,341
Total Renewables	13,905	38.4%	18,577	53.9%	-25.2%	4,728
Coal	12,764	35.3%	6,883	20.0%	85.5%	4,502
CCGT	9,342	25.8%	8,609	25.0%	8.5%	3,759
Oil & Gas	152	0.4%	382	1.1%	-60.1%	107
Total Conventional Generation	22,259	61.6%	15,874	46.1%	40.2%	8,368
Total	36,163	100%	34,451	100%	5.0%	13,096



Enel Green Power & Conventional Generation

Consolidated capacity & production – Iberia

Installed capacity (MW)

Iberia	9M 2022	% Weight	9M 2021	% Weight	Δ yoy	2022 Add. Cap.
Hydro	4,746	22.3%	4,743	21.9%	0.1%	5
Wind	2,602	12.2%	2,422	11.2%	7.4%	56
Solar & Others	1,197	5.6%	625	2.9%	91.4%	99
Total Renewables	8,545	40.1%	7,791	36.0%	9.7%	160
Nuclear	3,328	15.6%	3,328	15.4%	0.0%	-
Coal	1,644	7.7%	2,764	12.8%	-40.5%	-
CCGT	5,445	25.6%	5,445	25.1%	0.0%	-
Oil & Gas	2,333	11.0%	2,333	10.8%	0.0%	-
Total Conventional Generation	12,751	59.9%	13,870	64.0%	-8.1%	-
Total	21,296	100%	21,661	100%	-1.7%	160

Production (GWh)

Iberia	9M 2022	% Weight	9M 2021	% Weight	Δ yoy	Quarter prod.
Hydro	3,409	6.9%	4,864	11.4%	-29.9%	929
Wind	3,991	8.1%	3,853	9.0%	3.6%	1,159
Solar & Others	1,526	3.1%	806	1.9%	89.4%	622
Total Renewables	8,925	18.1%	9,523	22.4%	-6.3%	2,710
Nuclear	20,424	41.4%	19,895	46.7%	2.7%	6,977
Coal	769	1.6%	461	1.1%	66.5%	71
CCGT	15,867	32.2%	9,736	22.9%	63.0%	7,169
Oil & Gas	3,339	6.8%	2,965	7.0%	12.6%	1,256
Total Conventional Generation	40,398	81.9%	33,057	77.6%	22.2%	15,474
Total	49,324	100%	42,581	100.0%	15.8%	18,184



Enel Green Power & Conventional Generation

Consolidated capacity & production – Latin America

Installed capacity (MW)

Latin America	9M 2022	% Weight	9M 2021	% Weight	Δ yoy	2022 Add. Cap.
Hydro	10,542	43.9%	10,585	45.3%	-0.4%	1
Wind	3,276	13.6%	2,672	11.4%	22.6%	347
Solar & Others	3,398	14.1%	2,659	11.4%	27.8%	476
Geothermal	69	0.3%	69	0.3%	0.0%	-
Total Renewables	17,287	72.0%	15,985	68.4%	8.1%	823
Coal	226	0.9%	546	2.3%	-58.6%	-
CCGT	3,850	16.0%	4,167	17.8%	-7.6%	-
Oil & Gas	2,661	11.1%	2,682	11.5%	-0.8%	3
Total Conventional Generation	6,736	28.0%	7,395	31.6%	-8.9%	3
Total	24,023	100.0%	23,380	100%	2.7%	826

Production (GWh)

Latin America	9M 2022	% Weight	9M 2021	% Weight	Δ yoy	Quarter prod.
Hydro	25,560	44.8%	24,909	46.9%	2.6%	9,549
Wind	9,613	16.9%	7,033	13.2%	36.7%	4,139
Solar & Others	3,533	6.2%	2,362	4.4%	49.5%	1,287
Geothermal	293	0.5%	214	0.4%	37.0%	103
Total Renewables	38,999	68.4%	34,518	65.0%	13.0%	15,078
Coal	1,447	2.5%	1,909	3.6%	-24.2%	470
CCGT	14,624	25.6%	14,894	28.1%	-1.8%	7,460
Oil & Gas	1,966	3.4%	1,771	3.3%	11.0%	-1,787
Total Conventional Generation	18,037	31.6%	18,574	35.0%	-2.9%	6,142
Total	57,036	100.0%	53,092	100.0%	7.4%	21,220



Enel Green Power & Conventional Generation

Consolidated capacity & production – Rest of Europe

Installed capacity (MW)

Rest of Europe	9M 2022	% Weight	9M 2021	% Weight	Δ yoy	2022 Add. Cap.
Hydro	19	0.3%	19	0.3%	0.0%	-
Wind	1,131	17.2%	957	15.0%	18.2%	32
Solar & Others	130	2.0%	130	2.0%	0.0%	-
Total Renewables	1,280	19.5%	1,105	17.3%	15.8%	32
CCGT	830	12.7%	829	13.0%	0.0%	-
Oil & Gas	4,447	67.8%	4,447	69.7%	0.0%	-
Total Conventional Generation	5,276	80.5%	5,276	82.7%	0.0%	-
Total	6,556	100%	6,382	100%	2.7%	32

Production (GWh)

Rest of Europe	9M 2022	% Weight	9M 2021	% Weight	Δ yoy	Quarter prod.
Hydro	22	0.2%	27	0.2%	-20.3%	0
Wind	1,691	14.2%	1,552	8.8%	9.0%	494
Solar & Others	147	1.2%	144	0.8%	2.0%	56
Total Renewables	1,860	15.6%	1,723	9.8%	7.9%	550
CCGT	2,911	24.4%	4,236	24.1%	-31.3%	-
Oil & Gas	7,145	60.0%	11,628	66.1%	-38.6%	-
Total Conventional Generation	10,056	84.4%	15,865	90.2%	-36.6%	-
Total	11,916	100%	17,588	100%	-32.3%	550



Enel Green Power & Conventional Generation

Consolidated capacity & production – Rest of the World

Installed capacity (MW)

North America	9M 2022	% Weight	9M 2021	% Weight	Δ yoy	2022 Add. Cap.
Hydro	53	0.6%	53	0.7%	0.0%	-
Wind	6,262	76.4%	5,589	78.5%	12.0%	-
Solar & Others	1,815	22.1%	1,410	19.8%	28.7%	259
Geothermal	72	0.9%	72	1.0%	0.0%	-
Total	8,201	100%	7,123	100%	15.1%	259

Africa, Asia & Oceania	9M 2022	% Weight	9M 2021	% Weight	Δ yoy	2022 Add. Cap.
Wind	539	33.2%	812	54.9%	-33.6%	-
Solar & Others	1,087	66.8%	667	45.1%	63.0%	420
Total	1,626	100%	1,479	100%	10.0%	420

Production (GWh)

North America	9M 2022	% Weight	9M 2021	% Weight	Δ yoy	Quarter prod.
Hydro	142	0.8%	145	1.0%	-2.3%	73
Wind	14,623	83.9%	12,658	86.2%	15.5%	3,976
Solar & Others	2,433	14.0%	1,655	11.3%	47.1%	912
Geothermal	228	1.3%	220	1%	3.9%	59
Total	17,427	100%	14,678	100%	18.7%	5,020

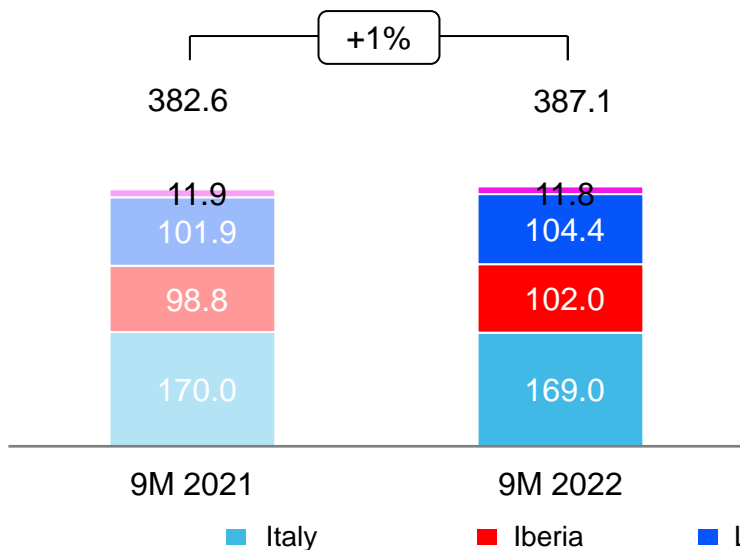
Africa, Asia & Oceania	9M 2022	% Weight	9M 2021	% Weight	Δ yoy	Quarter prod.
Wind	1,522	63.7%	1,067	58.2%	42.6%	375
Solar & Others	868	36.3%	766	41.8%	13.2%	304
Total	2,390	100%	1,833	100%	30.3%	680



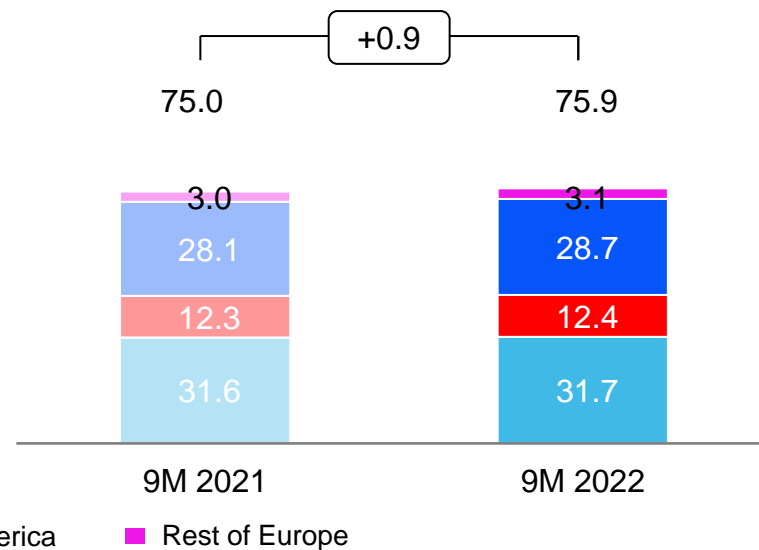
Global Infrastructure & Networks

Operating data 9M 2022

Electricity distributed (TWh)^{1,2}



End users (mn)^{1,3}

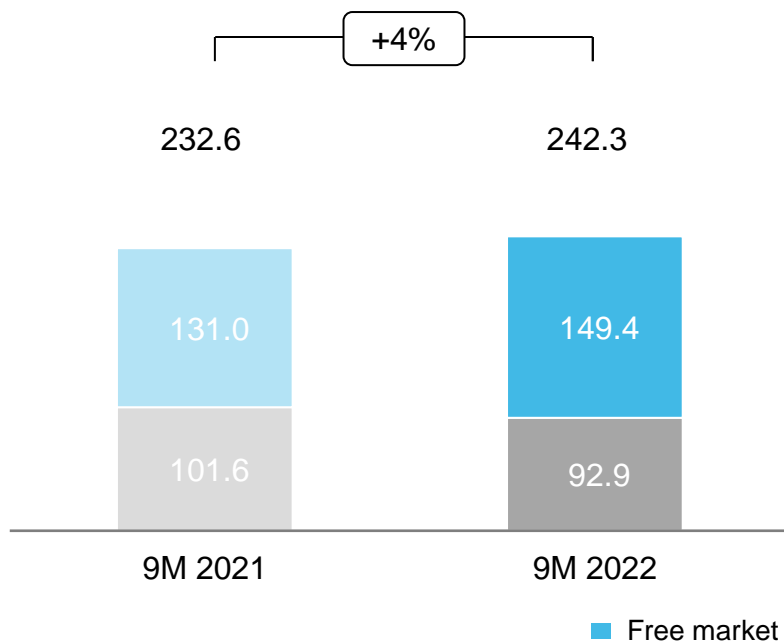


- 2021 restated figures.
- Latin America breakdown – 9M 2022: Argentina 13.1 TWh, Brazil: 60.7 TWh, Chile: 13.1 TWh, Colombia: 11.2 TWh and Peru: 6.2 TWh. 9M 2021: Argentina: 12.6 TWh, Brazil: 60.0 TWh, Chile: 12.4 TWh, Colombia: 10.8 TWh and Peru: 6.1 TWh.
- Latin America breakdown – 9M 2022: Argentina 2.6 mn, Brazil: 18.7 mn, Chile: 2.1 mn, Colombia: 3.8 mn and Peru: 1.5 mn. 9M 2021: Argentina: 2.5 mn, Brazil: 18.3 mn, Chile: 2.0 mn, Colombia: 3.7 mn and Peru: 1.5 mn.

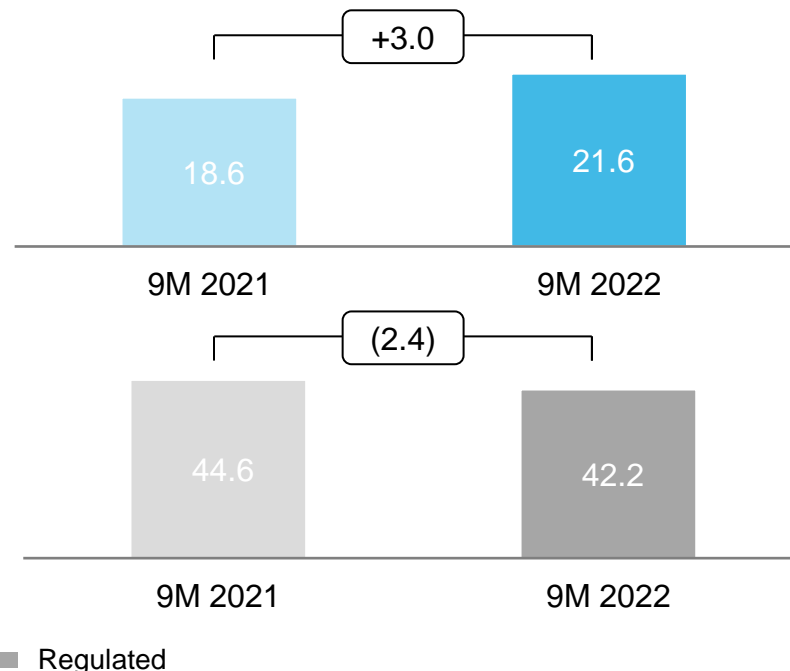
Retail at Group level

Operating data 9M 2022

Energy sold (TWh)



Power customers (mn)

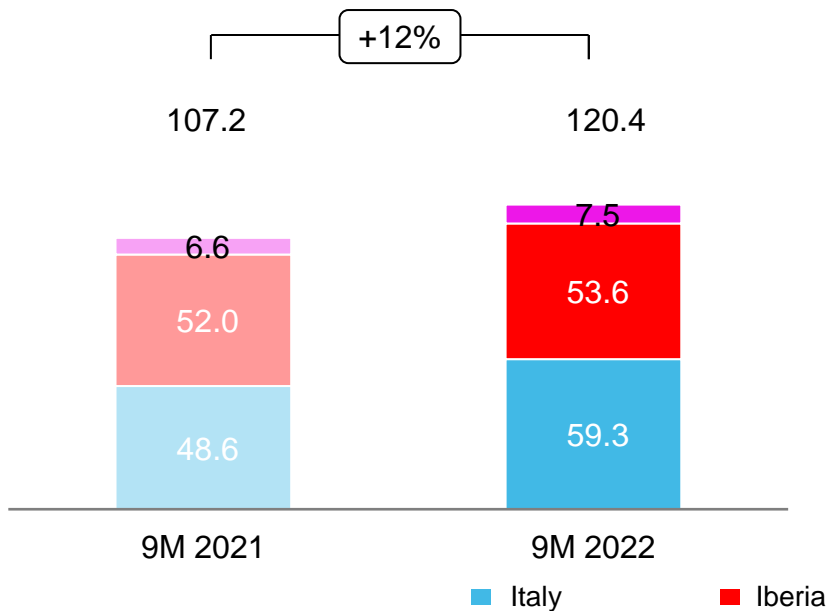




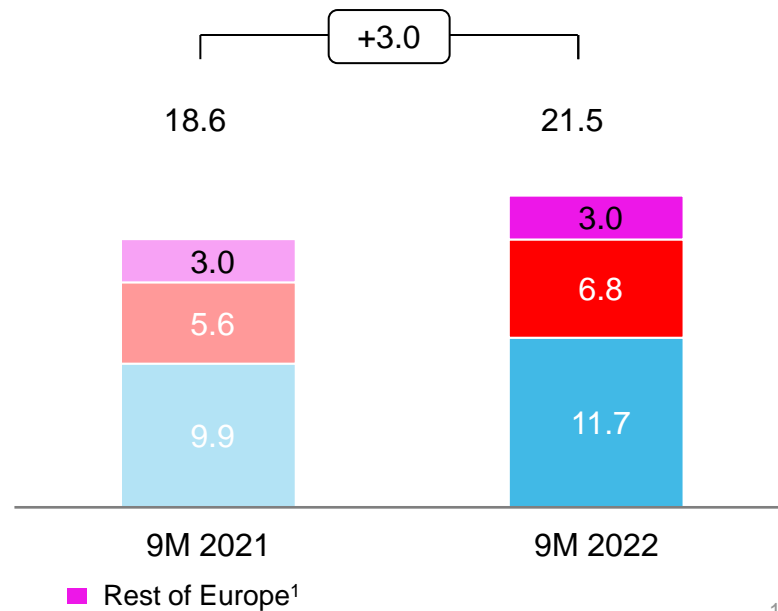
Retail – Free power markets, Europe

Operating data 9M 2022

Energy sold (TWh)



Power customers (mn)



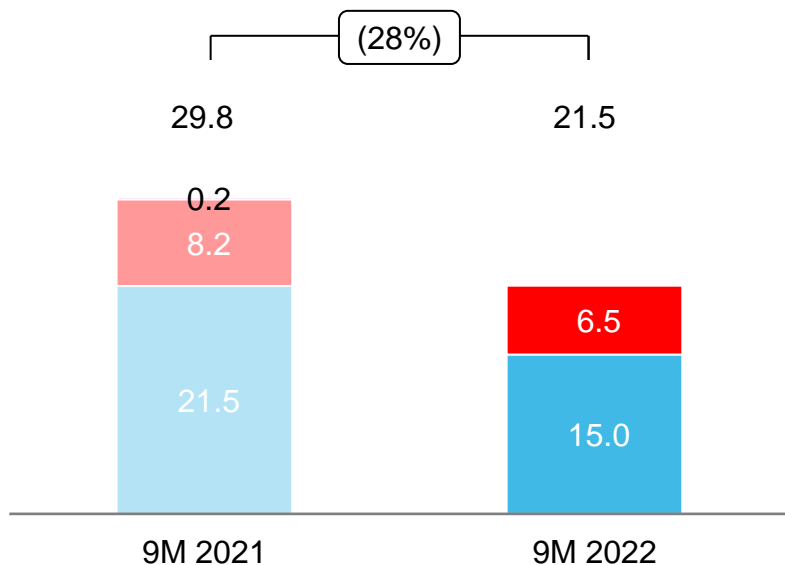
1. Market liberalization in Romania in 2021.



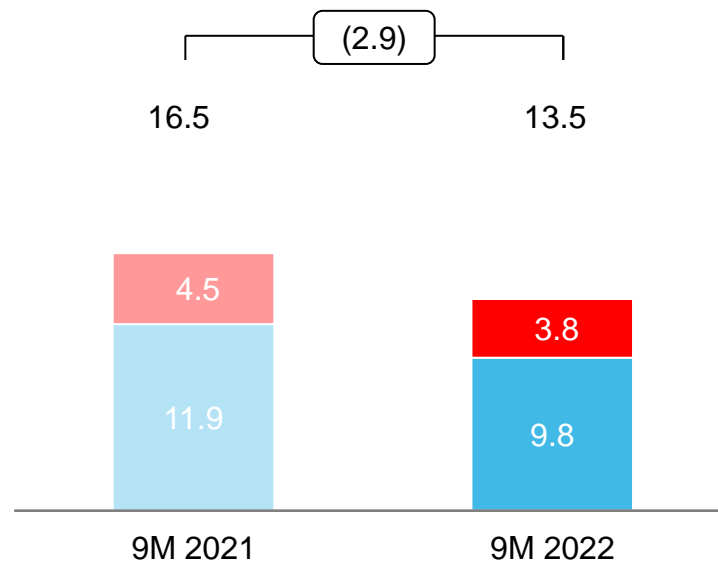
Retail – Regulated power markets, Europe

Operating data 9M 2022

Energy sold (TWh)



Power customers (mn)



Italy

Iberia

Rest of Europe¹

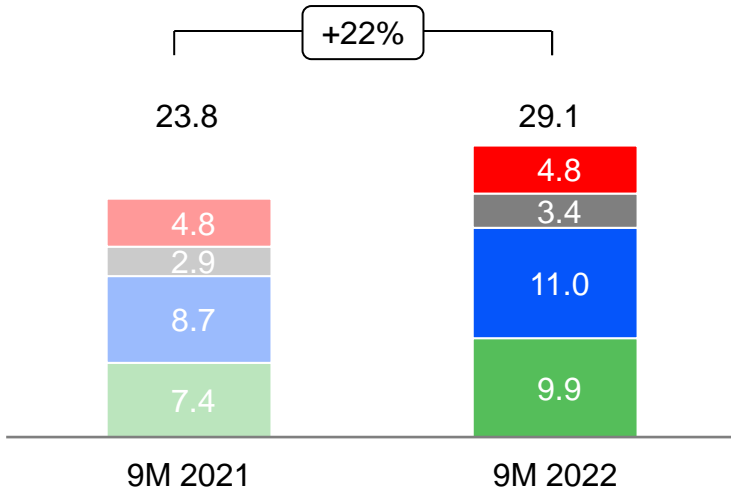
1. Market liberalization in Romania in 2021.



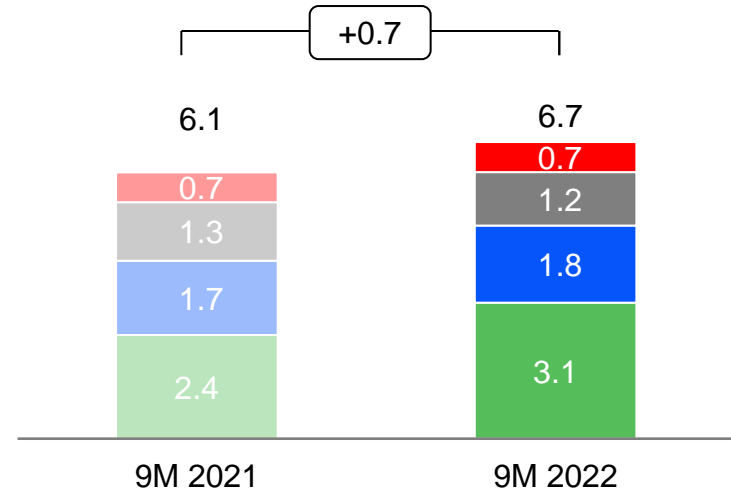
Retail – Free power markets, Latin America

Operating data 9M 2022

Energy sold (TWh)



Power customers (000')



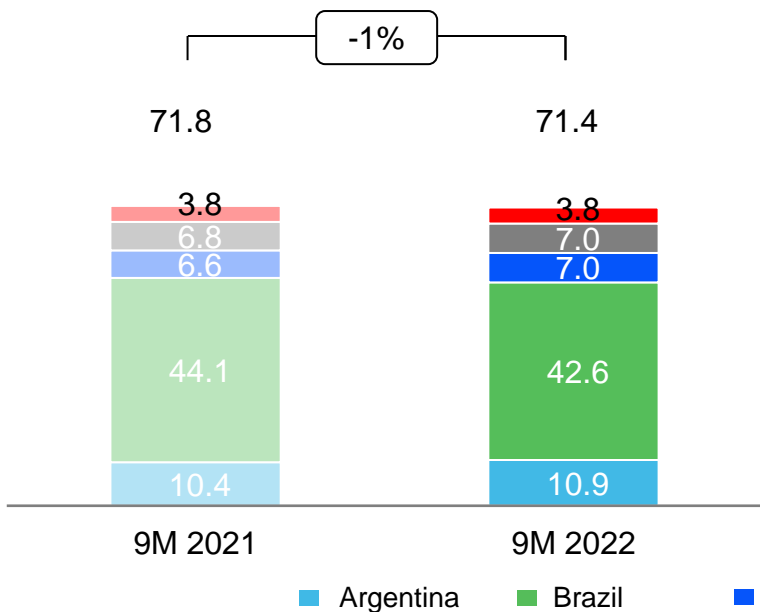
■ Brazil
 ■ Chile
 ■ Colombia
 ■ Peru



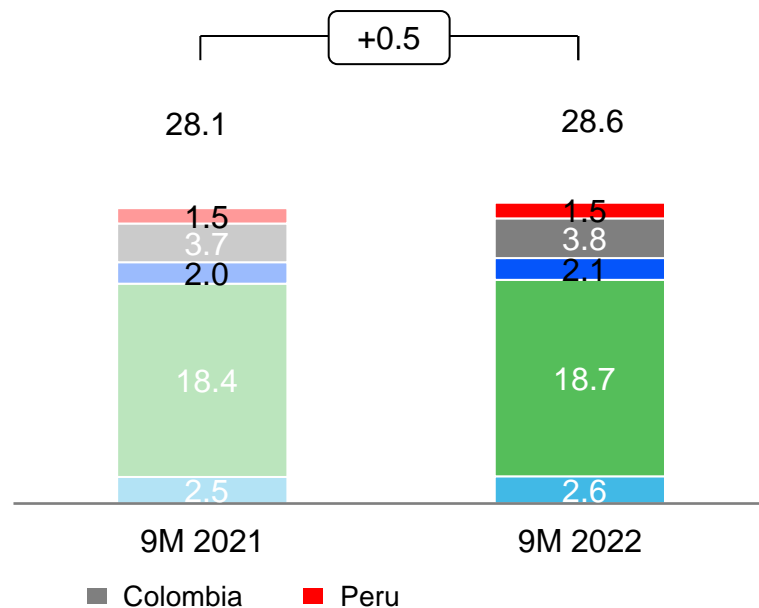
Retail – Regulated power markets, Latin America

Operating data 9M 2022

Energy sold (TWh)



Power customers (mn)





Retail – Gas market

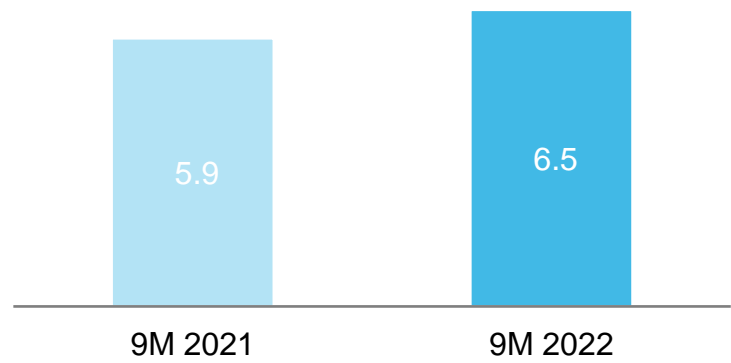
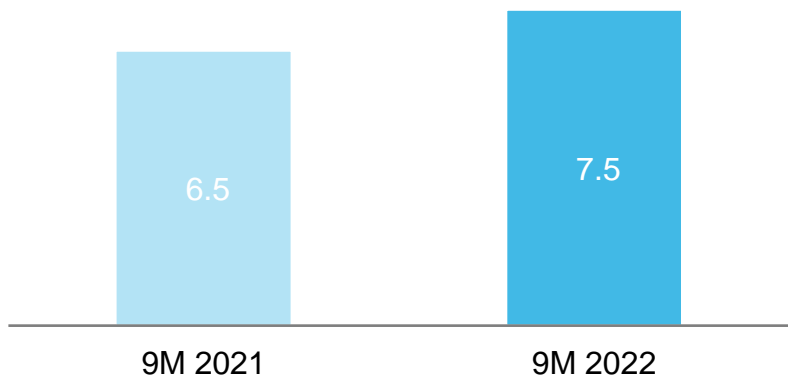
Operating data 9M 2022

Gas sold (bcm)¹

+15%

Gas customers (mn)²

+0.6



1. 9M 2022: Italy: 3.3 bcm, Iberia: 3.7 bcm, Rest of Europe 0.19 bcm, Latin America 0.36 bcm; 9M 2021: Italy: 2.8 bcm, Iberia: 3.5 bcm, Rest of Europe 0.10 bcm, Latin America 0.12 bcm.

2. 9M 2022: Italy: 4.5 mn, Iberia: 1.8 mn, Rest of Europe 0.17 mn; 9M 2021: Italy: 4.1 mn, Iberia: 1.7 mn, Rest of Europe 0.10 mn.

Disclaimer



The information contained in this presentation does not purport to be comprehensive and has not been independently verified by any independent third party.

This presentation does not constitute a recommendation regarding the securities of the Company. This presentation does not contain an offer to sell or a solicitation of any offer to buy any securities issued by Enel S.p.A. or any of its subsidiaries.

Quarterly bulletin 9M 2022

Contact us



Monica Girardi

Head of Group Investor Relations

Investor Relations team

Federico Baroncelli

Serena Carioti

Federica Dori

Federica Pozzi

Fabrizio Ragnacci

Danielle Ribeiro Da Encarnacao

Riccardo Ricci

Noemi Tomassi

Emanuele Toppi



Contacts

Email investor.relations@enel.com

Phone +39 06 8305 7975

Investor Relations App



iOS



Android



Channels



Website
Enel.com

Fine Comunicato n.0116-94

Numero di Pagine: 21