

WE CARE, WE PERFORM, WE DELIVER!



Frankfurt, 9 February 2023



Today's presenters



Andrea Pizzarulli

Co-founder and
Chief Executive Officer



Letizia Galletti

Chief Financial Officer
Investor Relation Director

Introducing Civitanavi Systems' inertial systems

Our Vision: Civitanavi Systems' vision is to be the technology powerhouse for inertial stabilisation and navigation solutions, enabling the future of mobility



Navigation
relative position and orientation



Stabilisation
automatic stabilisation for safety and function

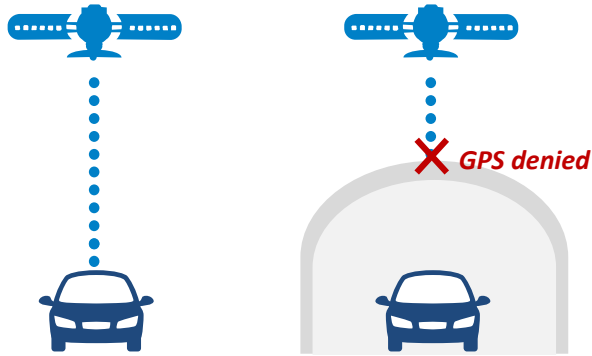


Multiplatform-friendly
appropriate for aerospace & defense or industrial purposes



Why GPS simply isn't enough

Navigation and positioning reliability



GPS⁽¹⁾



Relies on a clear signal from a satellite to establish navigation and position

INS



Does not require external sensors and provides uninterrupted navigation

Stabilisation under harsh environments



GPS



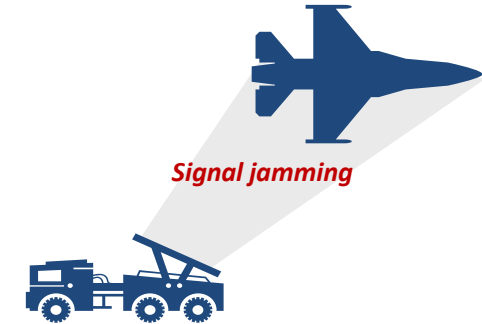
Cannot produce any gyro data to offer automatic stabilisation of vehicle

INS



Automatic stabilisation for efficient functioning of antennas and equipment

Immune to jamming / spoofing



GPS



GNSS equipment are highly prone to jamming and/or spoofing

INS

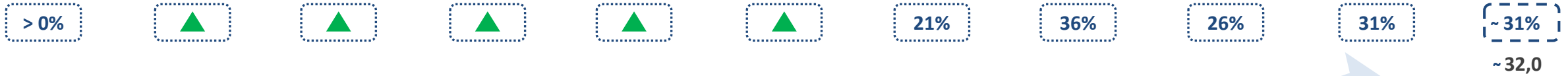


Resistance to jamming and spoofing allows stable navigation and positioning

Civitanavi Systems continuing a profitable growth since inception

Revenue development 2012-2021⁽¹⁾ (€m)

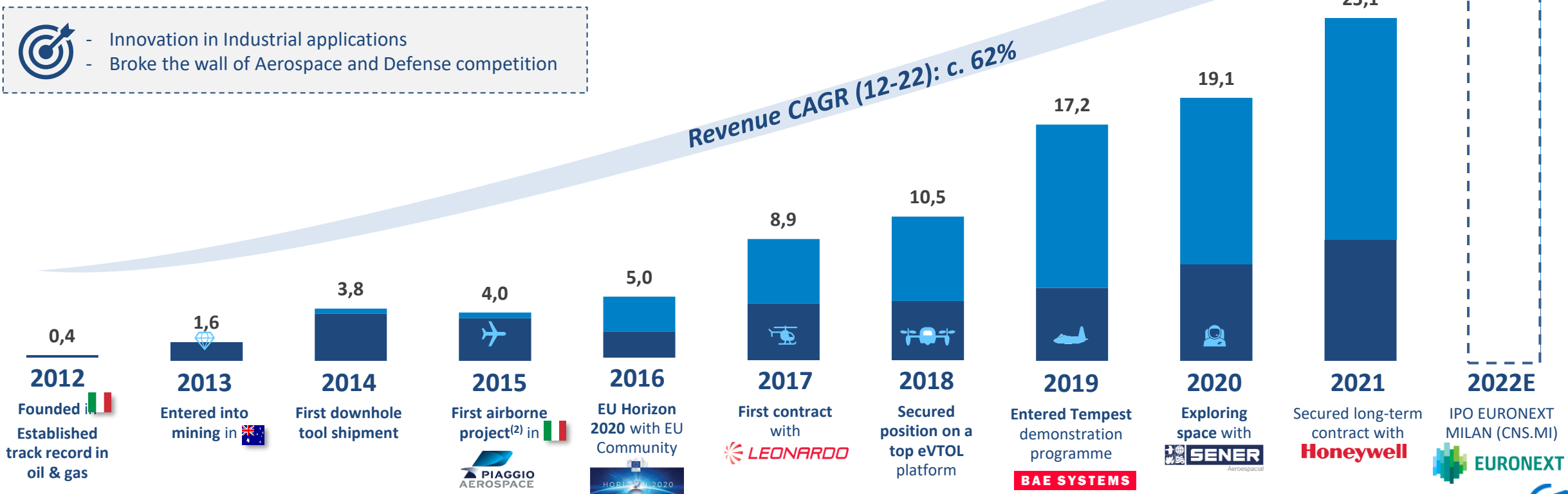
■ Industrial revenue ■ Aerospace and defence revenue ■ Other revenue □ EBITDA Margin ▲ Margin increase



Key achievements




- Innovation in Industrial applications
- Broke the wall of Aerospace and Defense competition




Civitanavi Systems at a glance


Unique capabilities




High performance



Avionics certified



ITAR-free⁽¹⁾



Serving a globally diversified customer base...







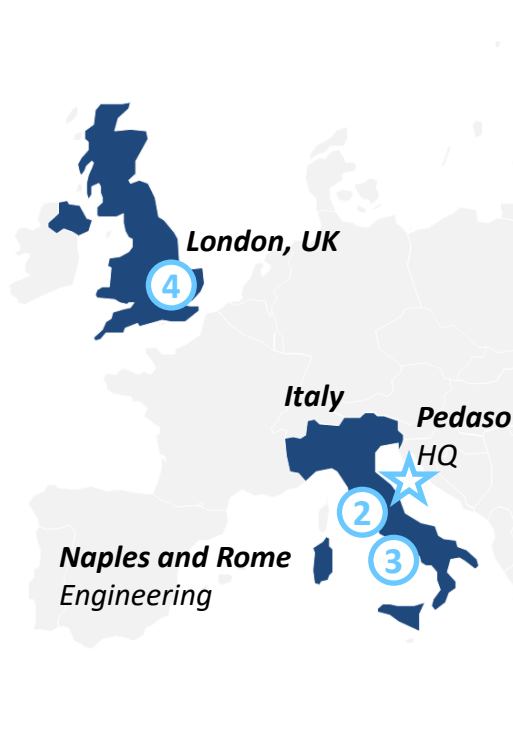








...growing presence, starting from Italy and the UK



London, UK (4)

Italy (2)

Pedaso HQ (3)

Naples and Rome Engineering

Unique position serving an unserved segment of the market

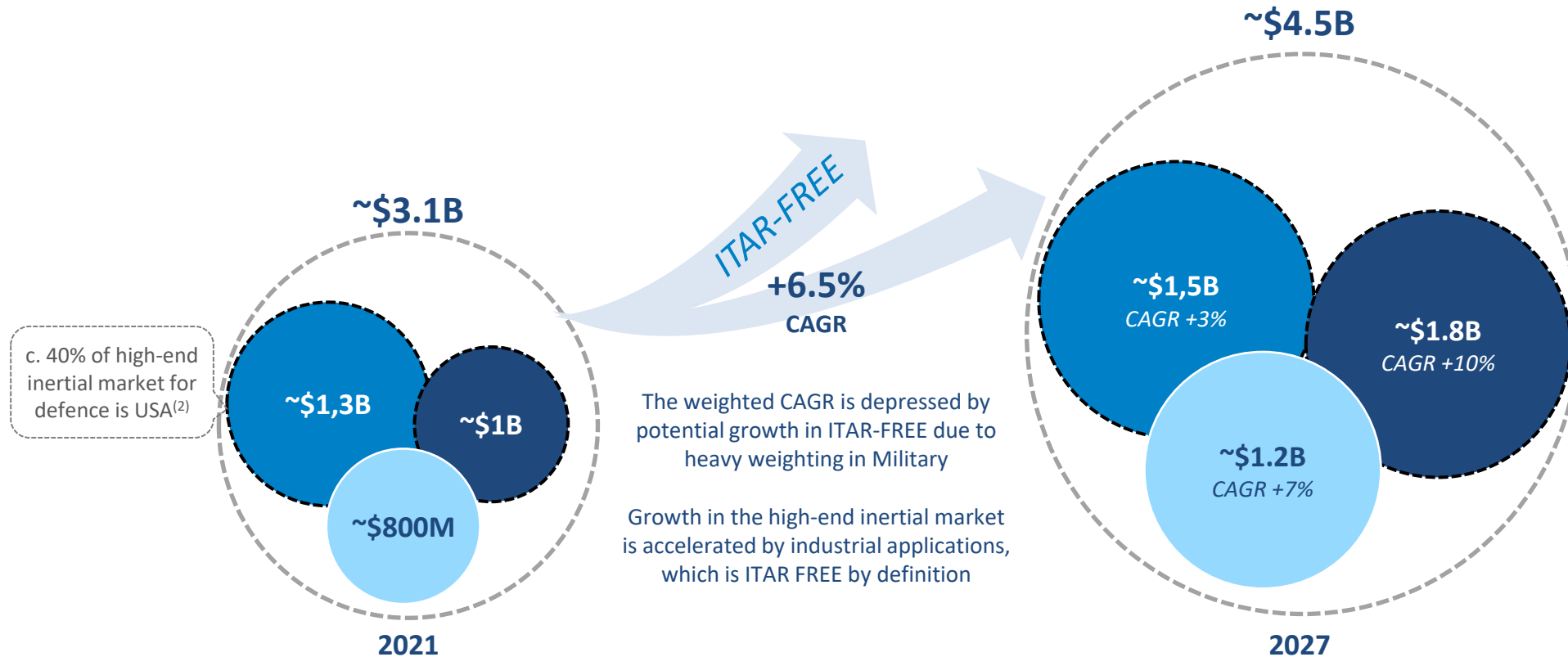
	Market share <i>Direct competitors of Civitanavi Systems</i>	ITAR-free / US content free <i>Exempt from strict export controls</i>	True solid state for safety-critical applications <i>High-performance, non-mechanical gyros</i>	Stabilisation suitability <i>Technology suitable for both stabilisation and navigation</i>
	Leading	✗	✗	✗
	Leading	✗	✓	✓
	Leading	✓	✗	✓
	Niche	✓	✗	✗
	Niche	✓	✗	✓
	Niche	✓	✗	✓
	Niche	✗	✗	✓
	Niche	✗	✗	✓
		✓	✓	✓



Civitanavi Systems is growing faster than the reference market (ITAR-FREE)

High-end inertial market segment forecast

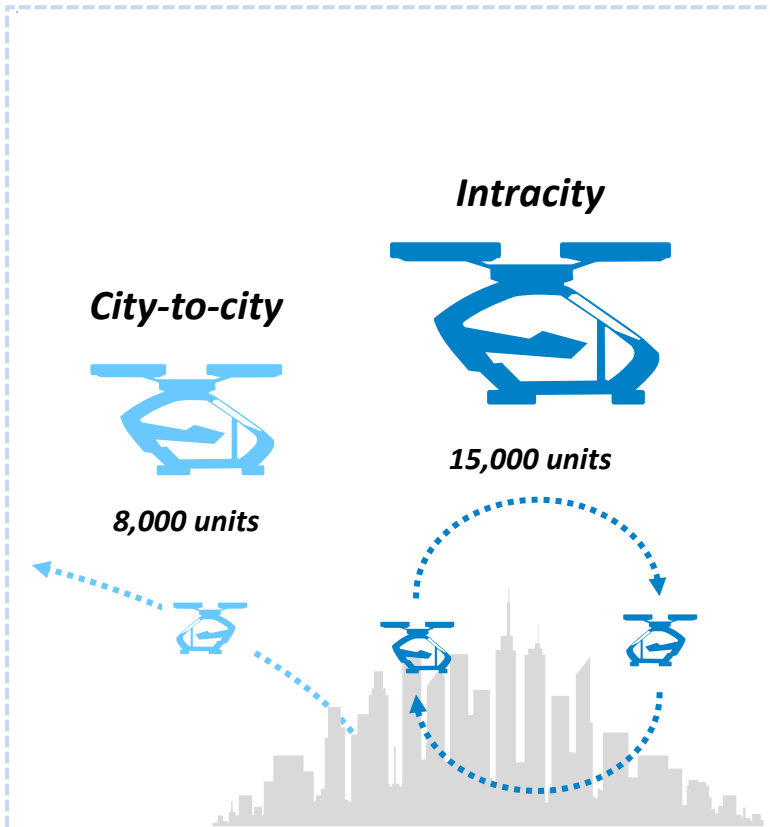
- Total high-end inertial industry
- Civitanavi Systems' definition of aerospace and defence
- Defence / Military
- Commercial aerospace
- Industrial/Commercial applications



Assessment of TAM⁽¹⁾ for urban air mobility

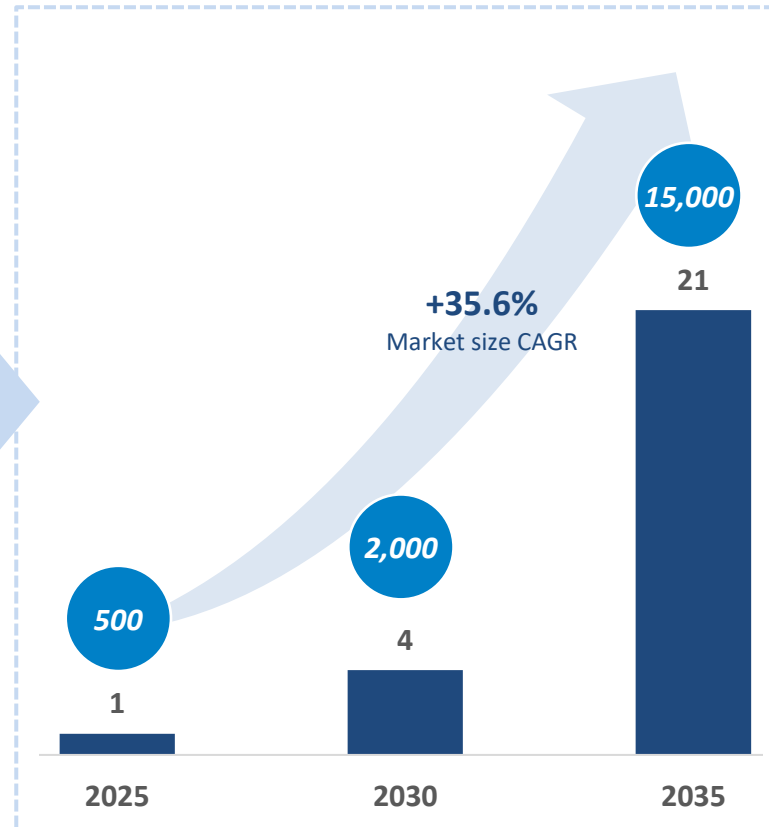
Snapshot of eVTOL⁽²⁾ market in 2035⁽³⁾

Visualising high volume commercialisation



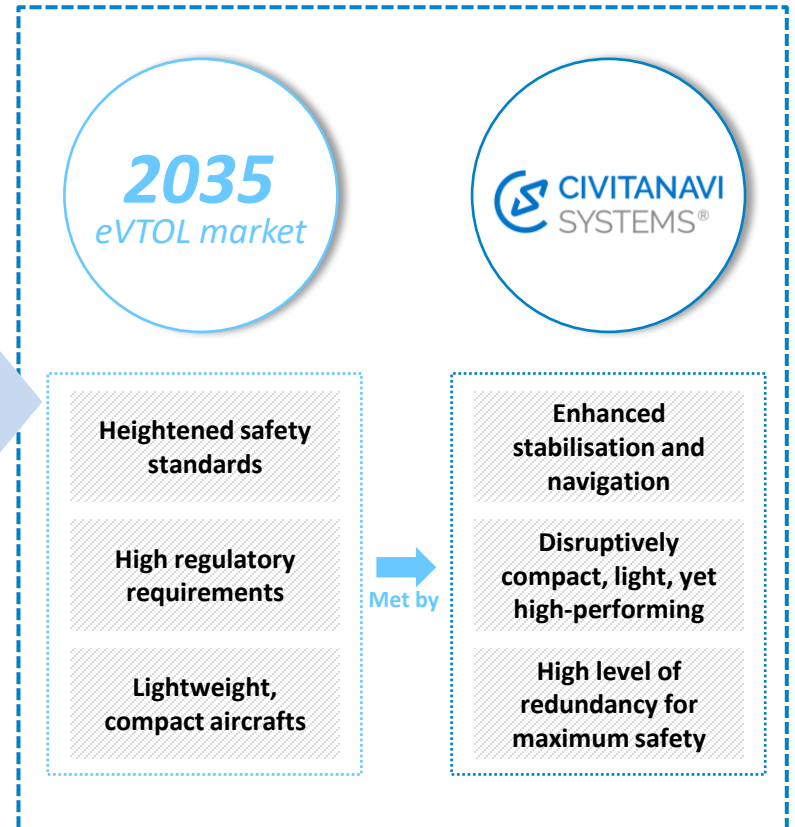
Forecasted intracity eVTOL market growth⁽²⁾

■ Market size in \$bn ● Number of eVTOL aircrafts



Civitanavi Systems' capturing forecasted growth

By introducing integrated, redundant, and customisable products



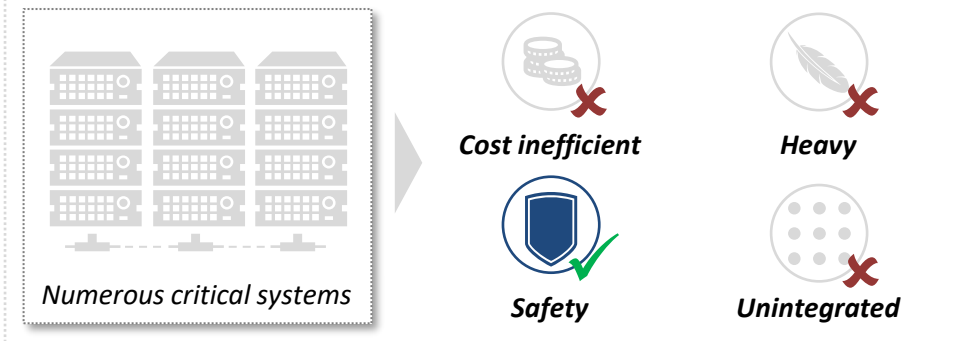
Prepared for the coming eVTOL demand

Conventional installation of critical systems for flight

Commercial aircraft



Overview of critical systems⁽¹⁾

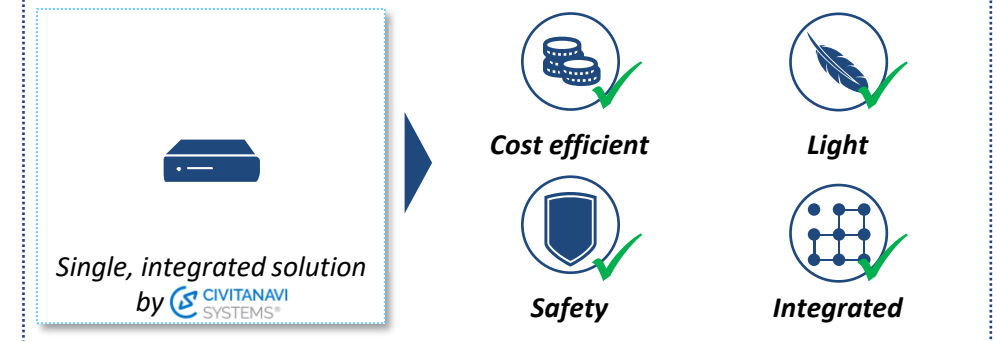


Overcoming requirements with a single, highly-integrated solution

eVTOL



Overview of next-generation critical systems⁽¹⁾



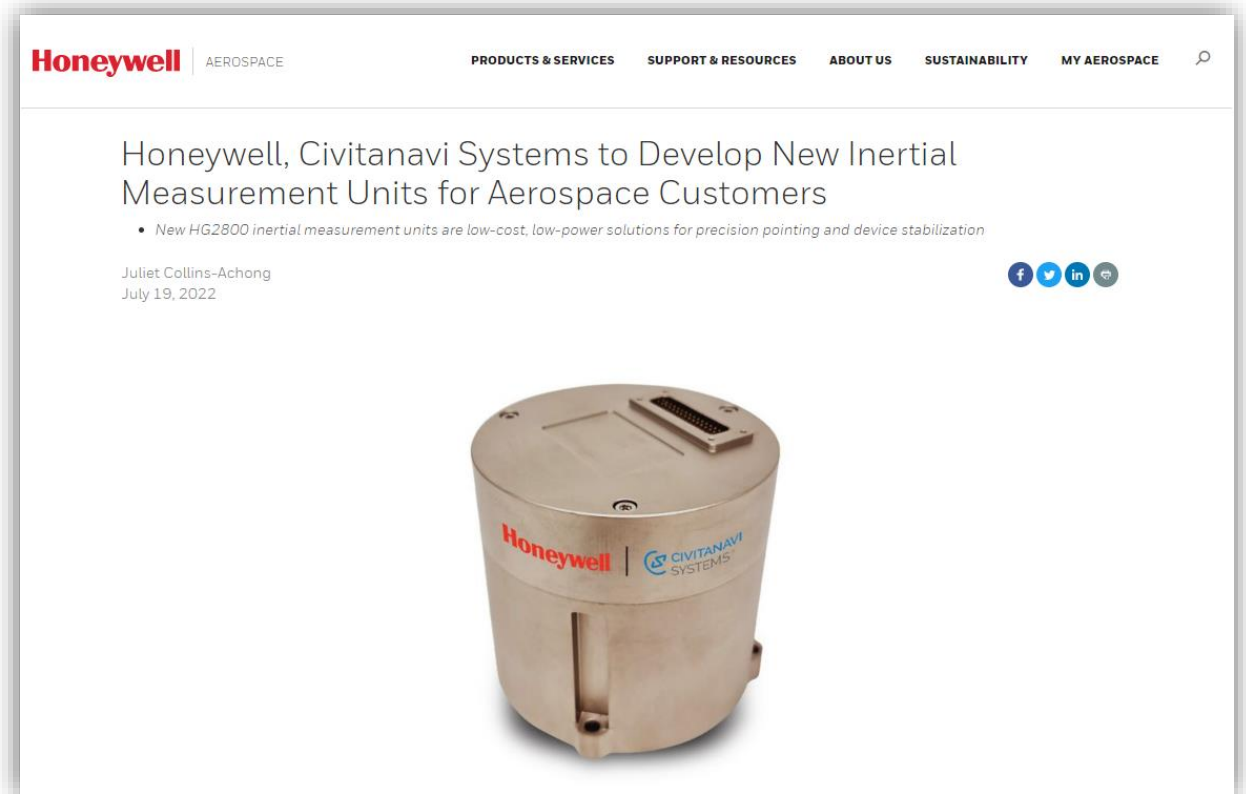
Important strategic progresses

- Civitanavi Systems signs an agreement with **IEROM LTD** to expand its offer in the **sector of urban air mobility**.



Important strategic progresses for USA market growth

- **Honeywell and Civitanavi Systems** signed an agreement to develop new Inertial Measurement Unit for the customers of the aerospace customers.



Important strategic progresses – A new market opportunity for Civitanavi



PRESS RELEASE

CIVITANAVI SYSTEMS INVESTS IN PV-LABS AND INCREASES THE TECHNOLOGICAL KNOW-HOW IN ADVANCED IMAGING SYSTEMS

Pedaso (FM), & Burlington (ON), January 30 2023 – Civitanavi Systems S.p.A. (EURONEXT MILAN, CNS) leading Italian manufacturers of inertial navigation, georeferencing and stabilization systems and PV-Labs Ltd, a privately held company based in Canada and a leader in the design and manufacture gyro-stabilized gimbals and advanced ISR&T (Intelligence Surveillance Reconnaissance and Targeting) imaging systems, have announced today the signing of a binding agreement for CNS to purchase a 30% minority ownership in PV-Labs Ltd for 2.5 million USD. The agreement provides CNS with a call option to purchase the remaining 70% ownership which can be exercised in 5 years. The two companies will start to cooperate and strengthen their combined technological and product development knowhow. The transaction is expected to close within 90 days after approval of Investment Canada Act (“ICA”) application (equivalent of Italian “Golden Power”).

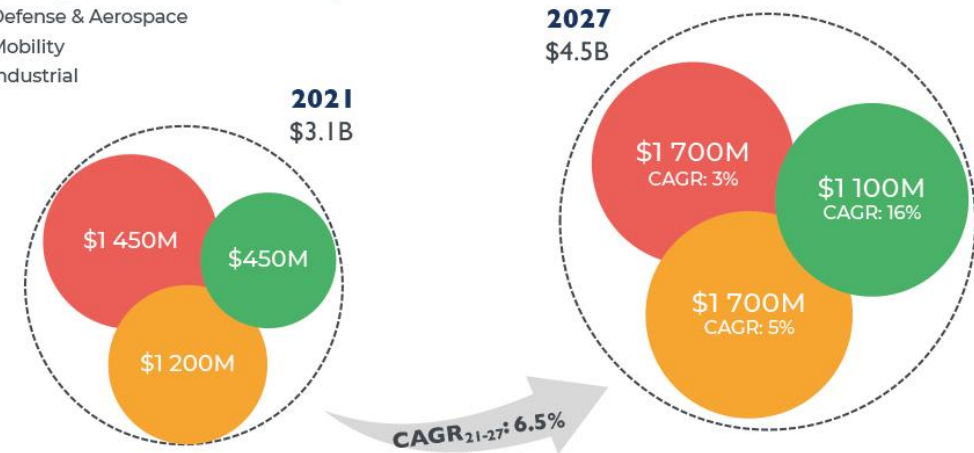
PV-Labs is a SME (Small and Medium-sized Enterprises) and was founded by Mark Chamberlain (former founder and CEO of WESCAM Inc, now L3Harris WESCAM) and has designed a unique line of Airborne ISR&T products, based on PV-Labs’ patented new stabilization technique for gimbals, called “Fifth-generation Advanced Stabilization Technology”, or “FAST” to address the growing demand for high performance ISR&T products worldwide, organically and by licensing to other ISR&T players to meet localization and other market needs.

Large and growing TAM⁽¹⁾ exposed to a diversified set of key end markets

2021-2027 high-end inertial sensor market forecast

(Source: High-End Inertial Sensing 2022, Yole Intelligence, June 2022)

- Total high end inertial sensor industry
- Defense & Aerospace
- Mobility
- Industrial



Global Electro-Optical/Infrared (EO/IR) Systems Market Outlook

“ The global electro-optical/infrared (EO/IR) systems market size reached a value of USD 15.35 billion in 2021. During the forecast period of between 2023 and 2028, the market is expected to grow at a CAGR of 5.60% to reach USD 21.29 billion in 2027.



...to address a \$25.8B market!



Protected by an impenetrable moat made up of layers of value

Software

Proprietary software developed in-house, which translates algorithm into embedded code of the processor

Algorithm

An INS is formed by inertial sensor assembly and a complex navigation algorithm, which is developed by Civitanavi Systems' in-house team of PhD mathematicians and implemented into software and firmware designed according to safety-critical standards

IMU Calibration

Assembled inertial sensors are calibrated with a sophisticated algorithm and state-of-the-art motion simulators

Development & Assembly

Civitanavi Systems is the assembler and developer of the product with further improvement costs

Gyro Fiber Coils

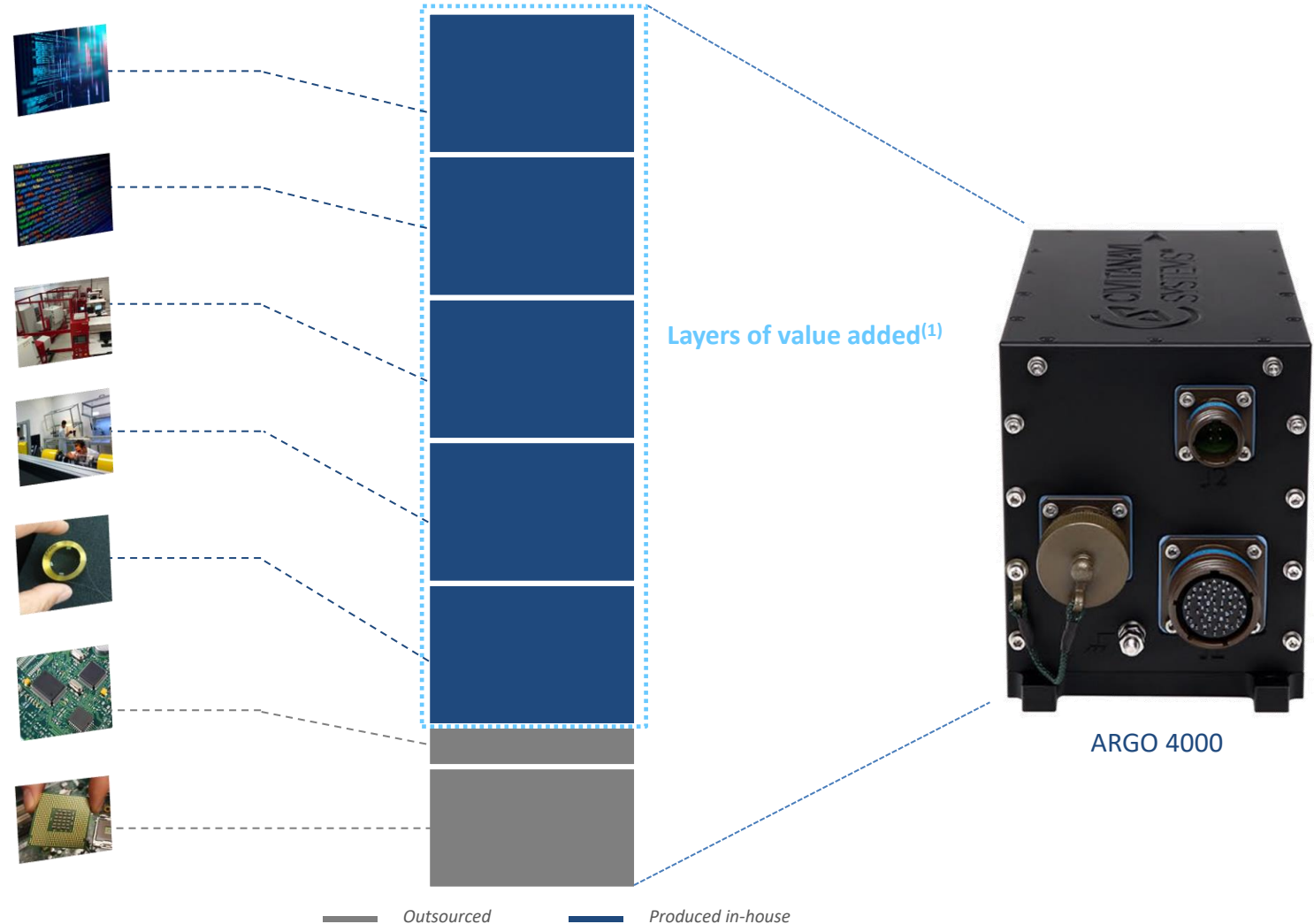
The fiber coil is the heart of the gyroscope sensor and represents a technological advantage in the manufacturing process and scalability

Contract Manufacturing

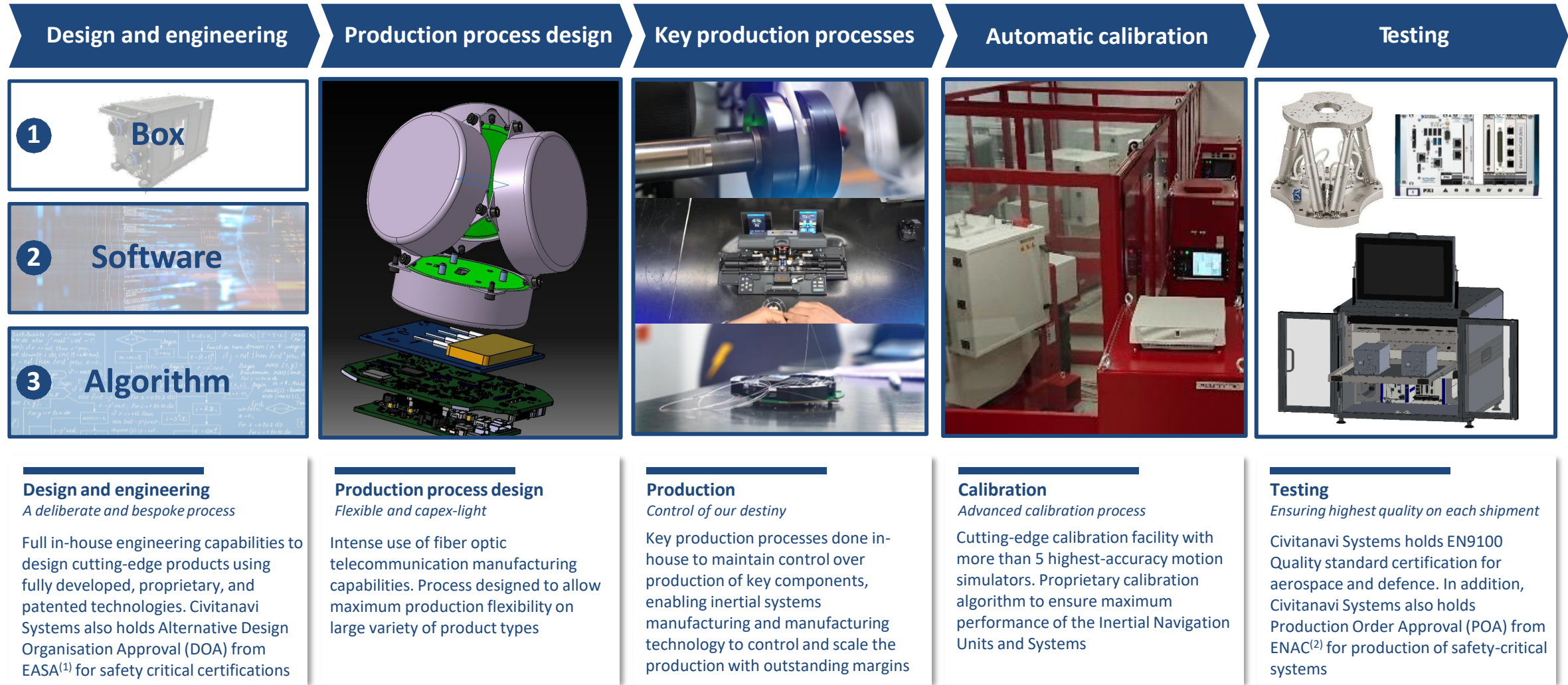
Outsourcing of custom-made mechanical parts and electronics cards, all designed in-house. Outsourcing includes PCB (Printed Circuit Boards) and its surface mounting devices (SMD) assembly

Industrial / Telecom / Automotive "COTS"

Most of the electronics and opto-electronics components used in the inertial systems are COTS (Commercially Available Off-the-Shelf) from large-scale industries like automotive, consumer electronics or telecom

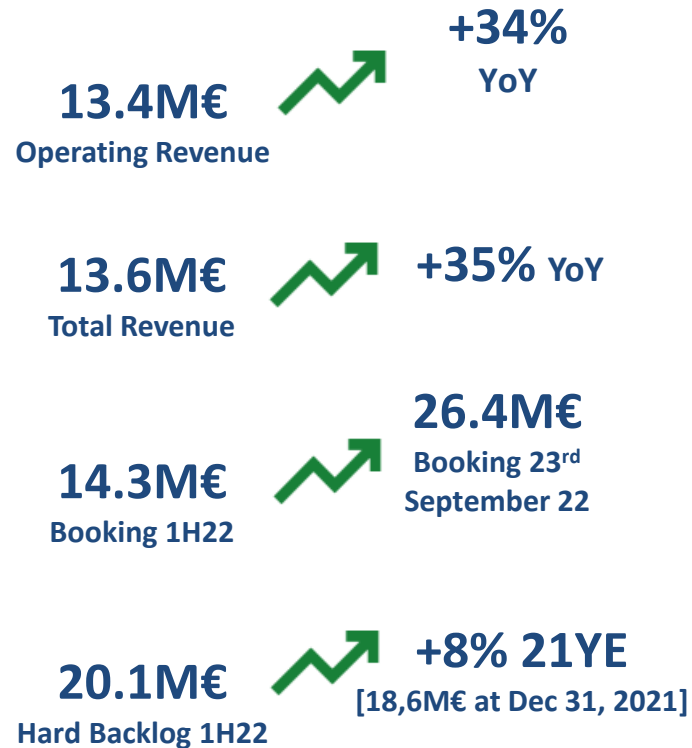


Gold standard design and vertically integrated production

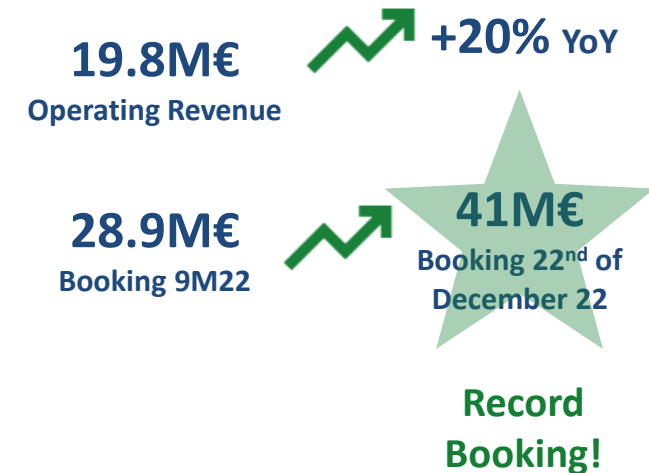


Good results, delivering strong performance

Highlight 6M2022



Highlight 9M2022



1) EBITDA Adjusted is calculated as a profit or loss for the financial year/period, gross of income taxes, revenues and financial expenses, amortisation and depreciation, write-downs and write-downs of net financial assets, foreign currency gains or losses, the effects of non-recurring transactions and the effects of certain events and operations that the Management believes are not related to the Company's operational performance. It is consistent with the definition reported in the Prospectus during IPO.

Platform-agnostic technology with variety of end markets

Aerospace and defence

Space

Launch systems



Land

Military vehicles



Aeronautics

Jets, Helicopters, & eVTOLs⁽¹⁾



Other

Naval surface, subsea, and guidance



Industrial

Mining, Oil & Gas

Drills, Subsea equipment



Product



IMU

16%



PETRA

6%



ARGO

26%



NAUTILUS

24%



RIG ALIGNER - DOWNHOLE

25%

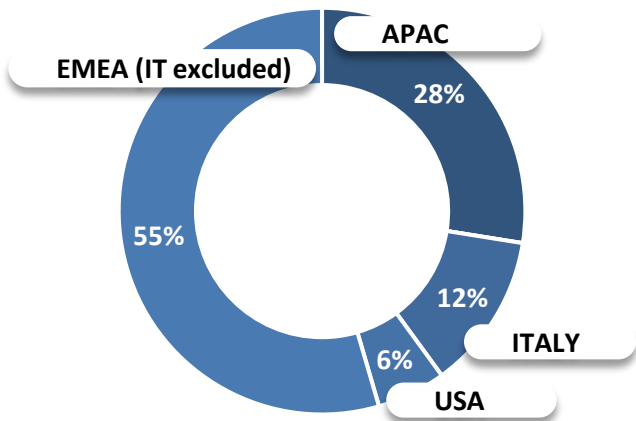
Operating
Revenue
9M2022

in EUR thousands	9M2022	%	9M2021	%	Var % YoY
Aeronautics	4.800	26%	2.158	15%	122%
Land	1.123	6%	938	7%	20%
Space	2.909	16%	2.005	14%	45%
Other (Naval, Submarine, Guidance)	4.505	24%	2.714	19%	66%
Total Aerospace and Defence	13.337	72%	7.815	55%	71%
Industrial	4.624	25%	6.325	44%	(27%)
Other	645	3%	87	1%	645%
Total Operating revenues net of the change in FP/SFP inventories	18.606	100%	14.227	100%	31%
Change in FP and SFP inventories	1.222		2.269		(46%)
Total Operating revenues	19.828		16.495		20%

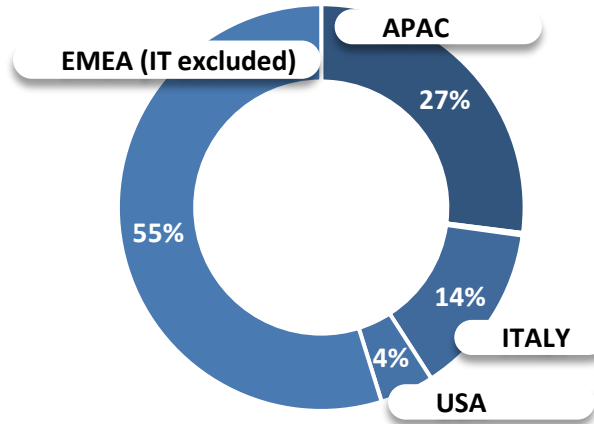
- Solid performance in all business divisions, confirming a significant portion of the A&D sector and a constant presence in the Industrial division.
- Confirmed the growth in all core sectors of its business, including the industrial divisions that shows a temporary decrease attributable to import and re-export rules in the Country of the customers of reference.

Diverse revenue exposure by geography

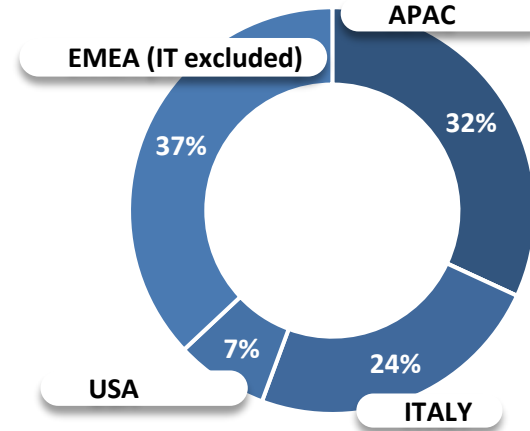
Revenue concentration 2019



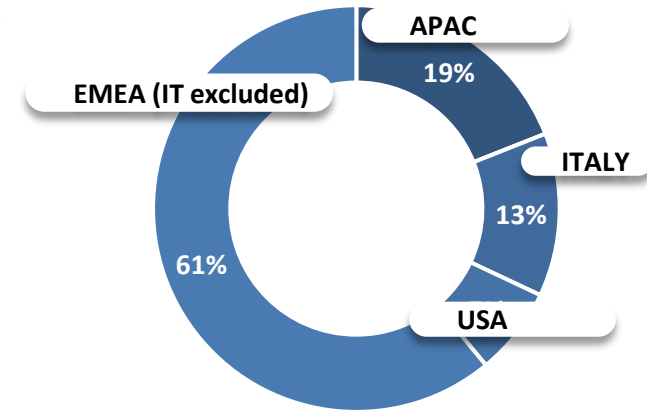
Revenue concentration 2020



Revenue concentration 2021



Revenue concentration 9M2022

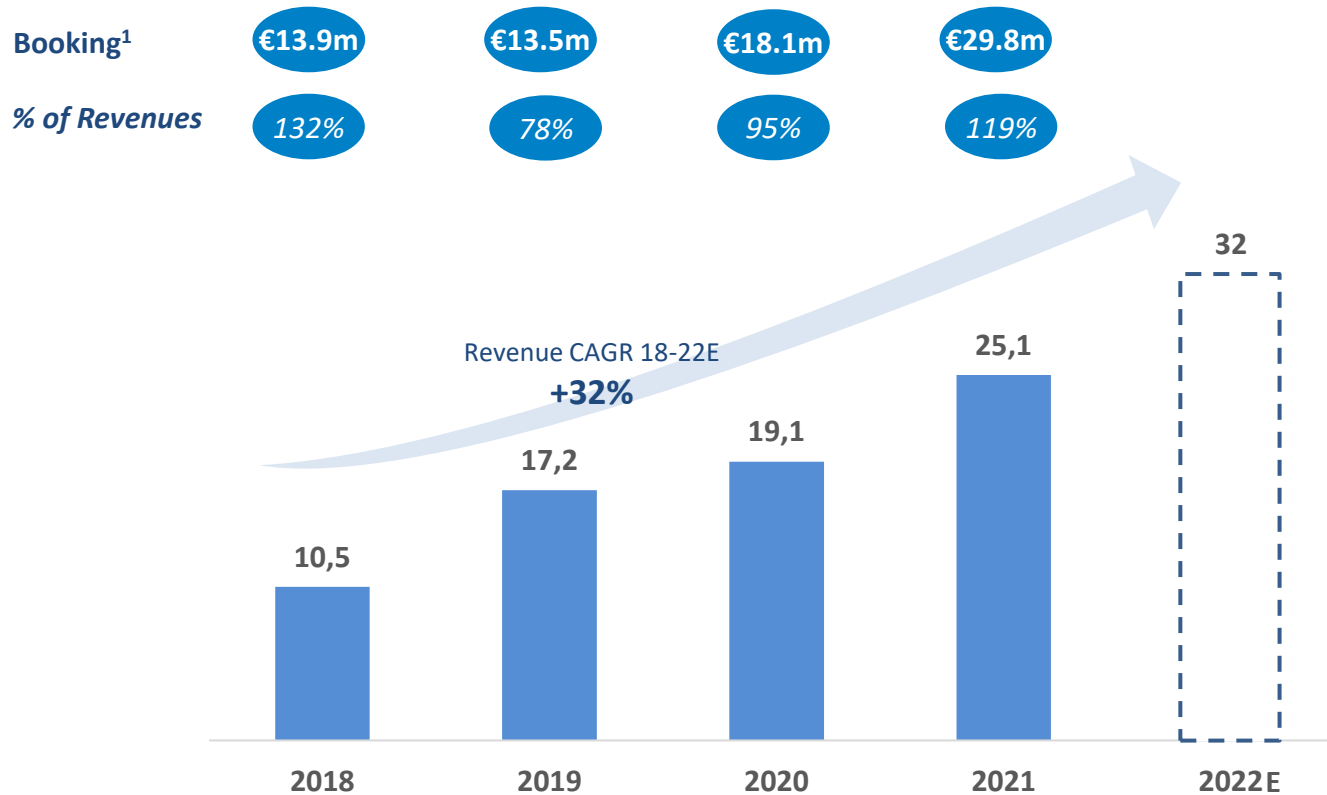


in EUR thousands	9M2022	%	9M2021	%	Var % YoY
APAC	3.601	19%	5.599	39%	(36%)
EMEA (Italy excluded)	11.267	61%	5.495	39%	105%
Italy	2.482	13%	1.868	13%	33%
USA	1.256	7%	1.264	9%	(1%)
Rest of the world	0	0%	0	0%	0%
Total Operating revenues net of the change in FP/SFP inventories	18.606	100%	14.227	100%	31%
Change in FP and SFP inventories	1.222		2.269		(46%)
Total Operating revenues	19.828		16.495		20%

- Well diversified portfolio revenue spread across different regions
- The EMEA area recorded a significant increase thanks to the recently stipulated contract communicated in the 1Q2022
- the decrease of the APAC market is attributable to the Industrial divisions
- there is not any commercial relationship with the Russian Federation and Ukraine

Strong revenue growth

Total revenue
(€m)



Booking¹

€13.9m

€13.5m

€18.1m

€29.8m

% of Revenues

132%

78%

95%

119%

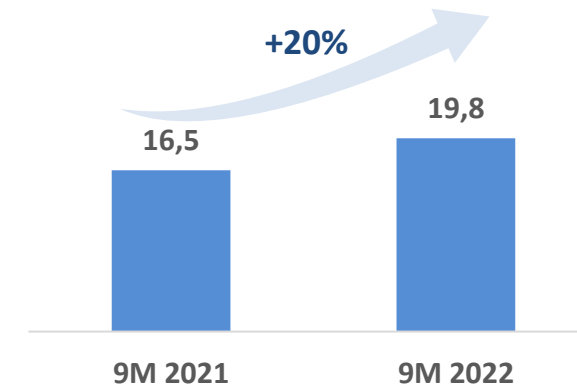
Key Comments 2018 – 2021

- Revenues in 2021 up c.31% YOY and a good proxy of the company growth trend is the 2018-21 CAGR of c. 34%
- Strong growth in 2021 booking, driven by the Company's ability to turn opportunities included in the soft backlog into actual bookings (+65% YoY)
- Total booking 18-21 / total revenues 18-21 = 105%

Key Comments 2022

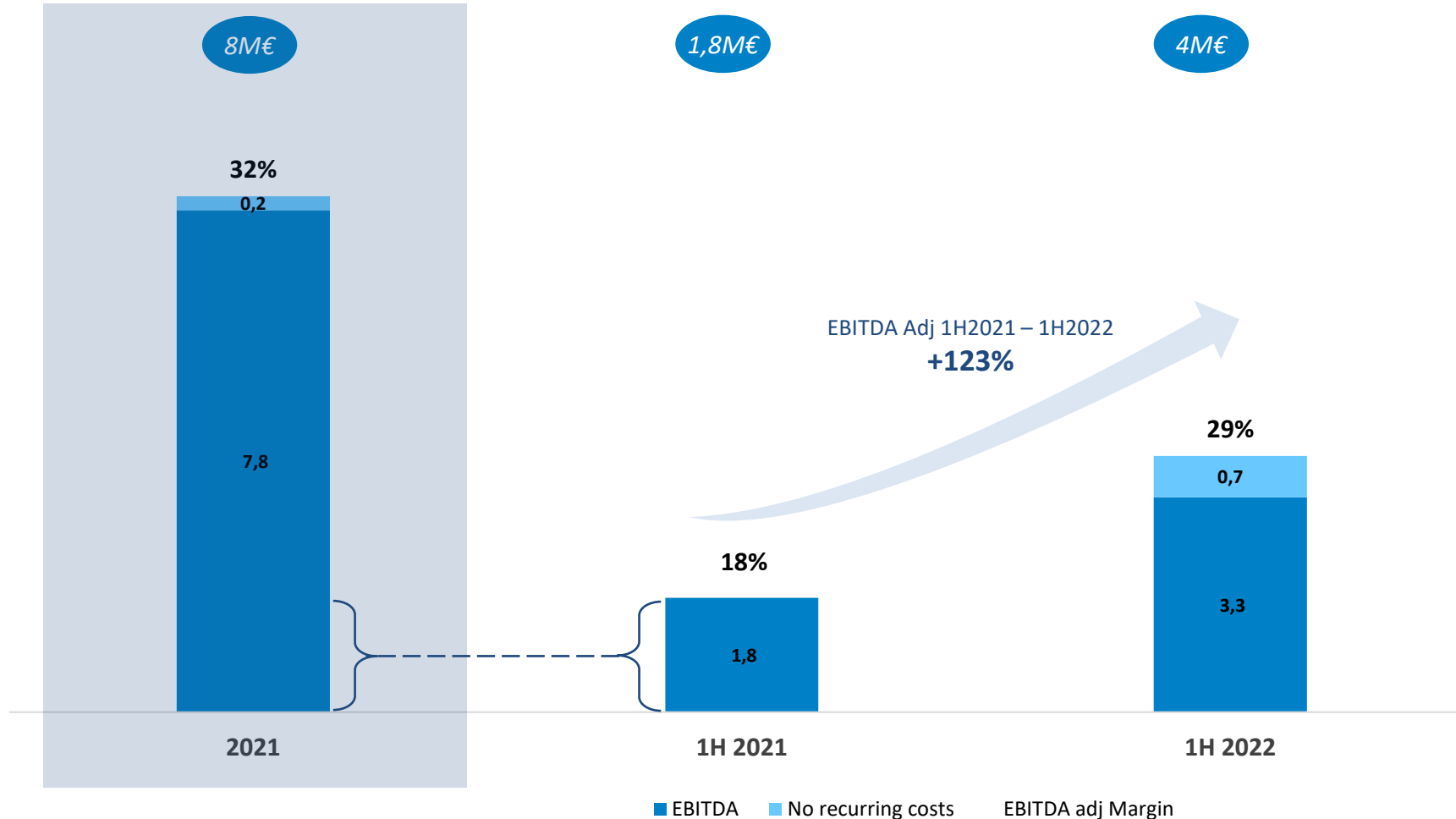
- Operating revenue 9M2022 19,8M€ +20% of 9M2021 which was 16,5M€
- Booking 9M2022 amount to EUR 28,9m€ - book to bill 1,46
- Booking at 28th October 2022 amount to EUR 30,4m€ (record Booking)
- 2022 Guidance Total revenue equal to about 32M€

Operating Revenue 9M2021 vs 9M2022



Highly attractive margin profile (updated at June 2022)

EBITDA, EBITDA Adjusted and EBITDA margin (€m)

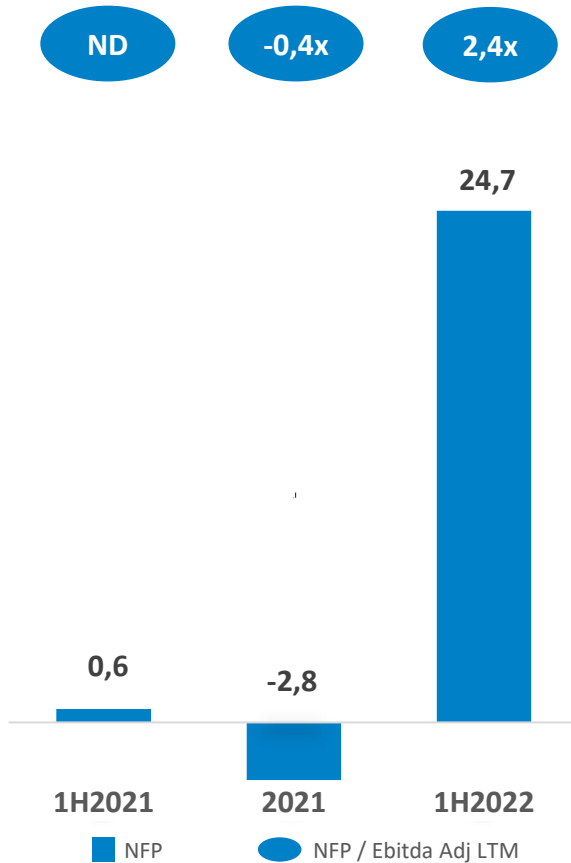


Key Comments

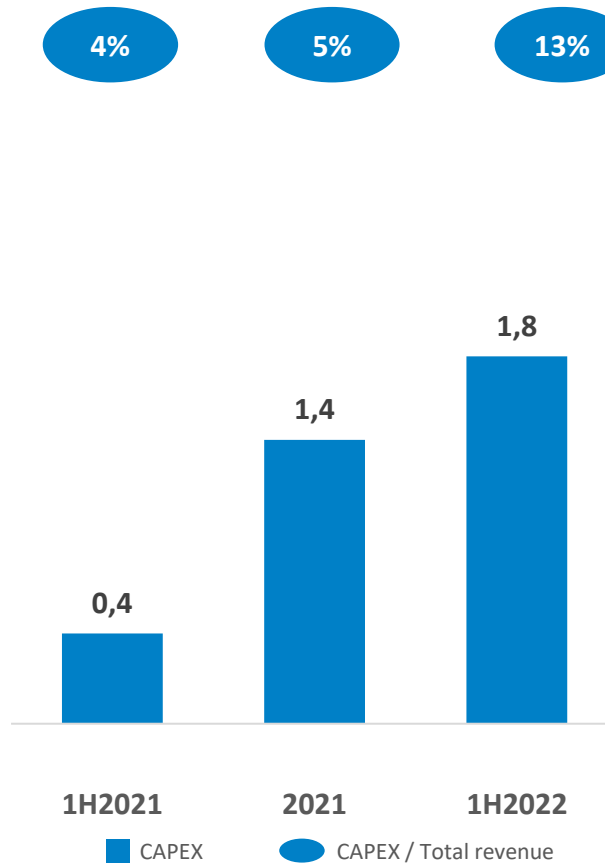
- EBITDA margin adjusted 1H2022 shows a strong increase from 1H2021 confirming the 2022 guidance in terms of marginality.
- The excellent result achieved in the first half of 2022 is supported by the significant increase in business volume and at the same time by the ability of the Company to optimize the cost structure.
- The guidance in terms of margin is to achieve a margin equal or higher than the expected margin of 2021 (equal to 31%).
- No recurring costs are related to:
 - 1H2022: 653K€ of which relating to part of the costs incurred for the listing on the Euronext Milan market for Eur 628K€ and 25K€ other residual costs;
 - 1H2021, the Company did not have non-recurring items;

Solid balance sheet and strong cash generation (updated at June 2022)

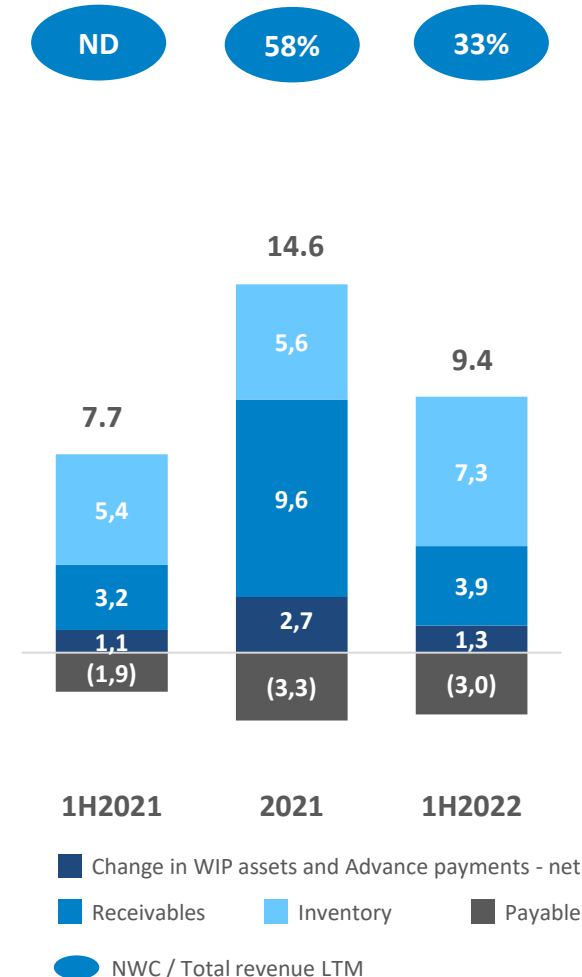
Net Financial Position (€m)



CAPEX (€m)



Net Trade Working Capital (€m)



Key Comments

- Strong liquidity position** thanks to cash generation of the period and capital injection. The Free cash flow of 1H2022 is +27,6M€ and the FCF net to IPO cash collected, is +6,3M€ compared to +1,9M€ of 1H2022;
- Capex:** *Tangible fixed assets* for 1H2022 amounting to 1M€, mainly related to the purchase of machinery for production and instruments for expanding the production area. Such investments aimed at increasing the Company's production capacity. *Intangible assets*, amounting to 0,8M€, are mainly related to the development internal activities;
- NTWC** of 1H2022 has generated cash for +5,2M€ mainly related to (i) decrease of trade receivables [it usually increases at year end due to the growth of deliveries and it normalizes in the interim period] (ii) the decrease of the Assets for work in progress on order net to advance payments (iii) the increase in warehouse inventories attributable to the increase in stocks to deal with production needs;



THANK YOU

The information contained in this document is Civitanavi Systems S.p.A. proprietary and is disclosed in confidence. It is the property of Civitanavi Systems S.p.A. and shall not be used, disclosed to others or reproduced, without the express written consent of Civitanavi Systems S.p.A.

CONTACTS

LETIZIA GALLETTI

Investor Relation Director

+39 0733 773648

Investorrelations@civitanavi.com



Disclaimer

Publisher
Civitanavi Systems SpA
Via del Progresso 5
63827 Pedaso (FM)
Italy
Internet: <https://www.civitanavi.com/>

For the purposes of this disclaimer, this presentation (the "Presentation") comprises the attached slides, the speeches made by the presenter(s), the question and answer session and any materials distributed at, or in connection with, the Presentation.

THIS PRESENTATION AND ANY OTHER INFORMATION DISCUSSED AT THE PRESENTATION IS BEING PROVIDED TO YOU SOLELY FOR YOUR INFORMATION. THIS PRESENTATION, WHICH HAS BEEN PREPARED BY CIVITANAVI SYSTEMS S.p.A. (THE "COMPANY"), IS PRELIMINARY IN NATURE AND IS SUBJECT TO UPDATING, REVISION AND AMENDMENT. THIS PRESENTATION MAY NOT BE REPRODUCED IN ANY FORM, FURTHER DISTRIBUTED OR PASSED ON, DIRECTLY OR INDIRECTLY, TO ANY OTHER PERSON, OR PUBLISHED, IN WHOLE OR IN PART, FOR ANY PURPOSE. ANY FAILURE TO COMPLY WITH THESE RESTRICTIONS MAY CONSTITUTE A VIOLATION OF APPLICABLE LAWS AND VIOLATE THE COMPANY'S RIGHTS..

This Presentation is being made available to a limited number of recipients solely for the purpose of introducing the Company. This Presentation is preliminary in nature and does not, and is not intended to, constitute or form part of, and should not be construed as, an offer to sell, or a solicitation of an offer to purchase, subscribe for or otherwise acquire, any securities of the Company, nor shall it or any part of it form the basis of or be relied upon in connection with or act as any inducement or recommendation to enter into any contract or commitment or investment decision whatsoever.

This presentation is not a prospectus for the purposes of applicable laws and regulations and it has not been approved by any authority.

To the extent applicable, the industry, competitive position and market data contained in this Presentation comes from official or third-party sources. Third party industry publications, studies and surveys generally state that the data contained therein have been obtained from sources believed to be reliable, but that there is no guarantee of the accuracy or completeness of such data. While the Company reasonably believes that each of these publications, studies and surveys has been prepared by a reputable source the Company has not independently verified the data contained therein. In addition, certain of the industry, competitive and market data contained in this Presentation come from the Company's own internal research and estimates based on the knowledge and experience of the Company's management in the market in which the Company operates. While the Company reasonably believes that such research and estimates are reasonable and reliable, they, and their underlying methodology and assumptions, have not been verified by any independent source for accuracy or completeness and are subject to change without notice. Accordingly, undue reliance should not be placed on any of the industry or market data contained in this Presentation.

Certain information in this Presentation is based on management estimates. Such estimates have been made in good faith and represent the current beliefs of relevant members of management. Those management members believe that such estimates are founded on reasonable grounds. However, by their nature, estimates may not be correct or complete. Accordingly, no representation or warranty (express or implied) is given that such estimates are correct or complete.

Neither the Company nor any of their direct or indirect shareholders, partners, directors, officers, employees, agents, other representatives, consultants, legal counsel, accountants, financial or other advisors, auditors, , subsidiaries or other affiliates or any other person acting on behalf of the Company (collectively, the "Representatives") makes any representation or warranty, expressed or implied, as to the truthfulness, fairness, quality, accuracy, relevance, completeness or sufficiency for any purpose whatsoever of any information contained in this Presentation. By attending or otherwise accessing this Presentation, you acknowledge and agree not to be entitled to rely on the fairness, quality, accuracy, relevance, completeness or sufficiency for any purpose whatsoever of the information contained herein (or whether any information has been omitted from the presentation) and that the Company will have any liability relating to, or resulting from, this Presentation, its inaccuracy or incompleteness, or the use of, or reliance upon, this Presentation.

Neither the Company nor any of its hare holders, financial or other advisors mandated by the Company, nor any other manager, their respective subsidiaries, affiliates or associated companies, or any of such person's respective directors, officers, employees, agents, affiliates or advisers: (i) accepts any liability whatsoever arising directly or indirectly from the use of this Presentation and/or (ii) undertakes any obligation to update the Company's view of such risks and uncertainties or to publicly announce the result of any revision to the forward-looking statements made herein, except where it would be required to do so under applicable law. No reliance may be or should be placed by any person for any purposes whatsoever on the forward-looking statements contained in this Presentation.

By reading, attending or otherwise accessing the Presentation, you acknowledge and agree that you will be solely responsible for your own independent evaluation and assessment of the Company and of the information contained in this Presentation and will rely solely on your own judgment and that of your qualified advisors in evaluating the Company and in determining the desirability of the possible acquisition of an interest in the Company. Recipients should not construe the contents of this Presentation as legal, tax, regulatory, financial or accounting advice and are urged to consult with their own advisers in relation to such matters.

This Presentation may include statements that are, or may be deemed to be, forward-looking statements. Forward-looking statements typically use terms such as "believes", "projects", "anticipates", "expects", "intends", "plans", "may", "will", "would", "could" or "should" or similar terminology. Any forward-looking statements in this Presentation are based on the Company's current expectations and, by their nature, forward-looking statements are subject to a number of risks and uncertainties, many of which are beyond the Company's control, that could cause the Company's actual results and performance to differ materially from any expected future results or performance expressed or implied by any forward-looking statements. Statements contained in this Presentation regarding past trends or activities should not be taken as a representation that such trends or activities will continue in the future. You are cautioned not to place undue reliance on the forward-looking statements contained herein, which are made only as of the date of this Presentation. Except where otherwise indicated, this Presentation speaks as of the date hereof and the information and opinions contained in this Presentation are subject to change without notice and do not purport to contain all information that may be required to evaluate the Company. The information in this Presentation is in preliminary form and has not been independently verified. The Company, and its Representatives undertake no obligation to provide the recipients with access to any additional information or to update or revise this Presentation or to correct any inaccuracies or omissions contained herein that may become apparent. To the fullest extent permissible by law, such persons disclaim all and any responsibility or liability, whether arising in tort, contract or otherwise, which they might otherwise have in respect of this Presentation. Recipients should not construe the contents of this Presentation as legal, tax, regulatory, financial or accounting advice and are urged to consult with their own advisers in relation to such matters.

This Presentation may include projections. Any projection or forecast in this document is based on estimates and assumptions, described in this document, about future events and, as a consequence, is subject to a significant economic and competitive uncertainty and other contingencies, none of which can be predicted with any certainty and some of which are beyond the Company's control. Each recipient of this document should be aware that these projections do not constitute a forecast or prediction of actual results and there can be no assurance that the projected results will be realized or achieved, and actual results may be higher or lower than those indicated, None of the Company nor any of their respective security-holders, directors, officers, employees, advisors or affiliates, or any representative or affiliates, assumes responsibility for the accuracy of the projection presented herein.