

<p>Informazione Regolamentata n. 0116-15-2023</p>	<p>Data/Ora Ricezione 01 Marzo 2023 17:48:53</p>	<p>Euronext Milan</p>
---	--	-----------------------

Societa' : ENEL

Identificativo : 172939

Informazione  
Regolamentata

Nome utilizzatore : ENELN07 - Giannetti

Tipologia : REGEM

Data/Ora Ricezione : 01 Marzo 2023 17:48:53

Data/Ora Inizio : 01 Marzo 2023 17:48:54

Diffusione presunta

Oggetto : Enel pubblica il report sui dati operativi di Gruppo del quarto trimestre e dell'anno 2022

*Testo del comunicato*

Vedi allegato.



## COMUNICATO STAMPA

### Global News Media

T +39 06 8305 5699  
ufficiostampa@enel.com  
gnm@enel.com  
enel.com

### Investor Relations

T +39 06 8305 7975  
investor.relations@enel.com  
enel.com

## ENEL PUBBLICA IL REPORT SUI DATI OPERATIVI DI GRUPPO DEL QUARTO TRIMESTRE E DELL'ANNO 2022

**Roma, 1 marzo 2023** – Enel S.p.A. ("Enel") ha pubblicato il "*Quarterly Bulletin*" ("*Report*") contenente i dati operativi del Gruppo del quarto trimestre e dell'anno 2022.

Il *Report*, pubblicato in anticipo rispetto all'approvazione da parte del Consiglio di Amministrazione di Enel e alla divulgazione dei dati economico-finanziari contenuti nei documenti contabili periodici, si pone l'obiettivo di rafforzare ulteriormente la trasparenza del Gruppo nei confronti della comunità finanziaria, in linea con le *best practice* dei mercati più evoluti.

Il *Report*, allegato al presente comunicato stampa, è a disposizione del pubblico presso la sede sociale, sul sito internet di Enel ([www.enel.com](http://www.enel.com)), e – unitamente al presente comunicato – presso il meccanismo di stoccaggio autorizzato "eMarket Storage" ([www.emarketstorage.com](http://www.emarketstorage.com)).

# Full Year 2022

*Quarterly Bulletin*



# Quarterly bulletin

## Operating data FY 2022



### Index

1. Enel Green Power & Conventional Generation



2. Grids



3. Enel X Global Retail



4. Disclaimer

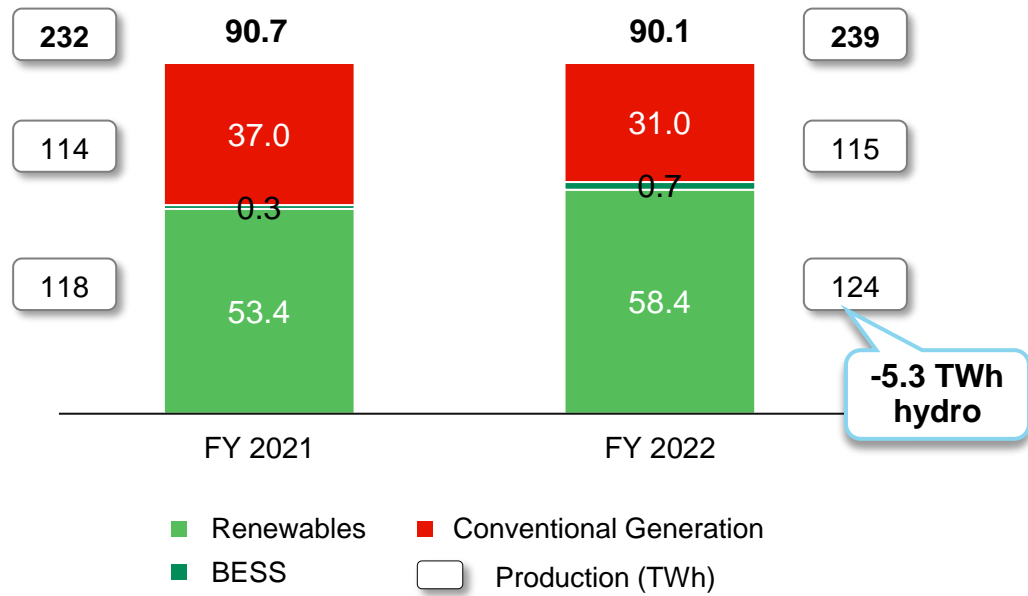




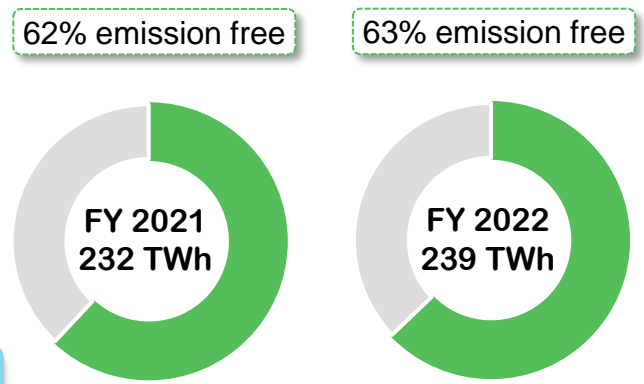
# Enel Green Power & Conventional Generation

## Operating data FY 2022

Installed capacity (GW) and production evolution<sup>1</sup>



Emission free share of production<sup>1,2</sup>



1. Rounded figures. Includes capacity and production from renewable managed assets. 2022 figures after the disposal of Enel Russia and Fortaleza (Brazil) and the acquisition of ERG Hydro assets (Italy).

2. Considers nuclear + renewable (consolidated & managed).



# Enel Green Power & Conventional Generation

## Installed capacity & production at Group level<sup>1</sup>

Installed capacity (MW)

Group	FY 2022	% Weight	FY 2021	% Weight	Δ yoy	2022 Add. Cap.
Hydro	28,355	33.5%	27,847	32.0%	1.8%	557
Wind	15,735	18.6%	14,903	17.1%	5.6%	1,827
Solar & Others	8,540	10.1%	6,401	7.4%	33.4%	2,559
Geothermal	931	1.1%	915	1.1%	1.8%	17
<b>Total Renewables</b>	<b>53,561</b>	<b>63.3%</b>	<b>50,066</b>	<b>57.5%</b>	<b>7.0%</b>	<b>4,959</b>
Nuclear	3,328	3.9%	3,328	3.8%	0.0%	-
Coal	6,590	7.8%	6,910	7.9%	-4.6%	-
CCGT	13,894	16.4%	15,039	17.3%	-7.6%	4
Oil & Gas	7,204	8.5%	11,715	13.5%	-38.5%	3
<b>Total Conventional Generation</b>	<b>31,016</b>	<b>36.7%</b>	<b>36,992</b>	<b>42.5%</b>	<b>-16.2%</b>	<b>6</b>
<b>Total consolidated capacity</b>	<b>84,578</b>	<b>100%</b>	<b>87,058</b>	<b>100%</b>	<b>-2.8%</b>	<b>4,965</b>
<b>Managed capacity</b>	<b>4,860</b>		<b>3,322</b>		<b>46.3%</b>	
<b>Total installed capacity</b>	<b>89,438</b>		<b>90,380</b>		<b>-1.0%</b>	

Production (GWh)

Group	FY 2022	% Weight	FY 2021	% Weight	Δ yoy	Quarter prod.
Hydro	51,728	22.7%	57,001	25.6%	-9.3%	13,753
Wind	43,255	19.0%	37,791	17.0%	14.5%	10,861
Solar & Others	11,349	5.0%	7,939	3.6%	43.0%	2,790
Geothermal	6,117	2.7%	6,086	2.7%	0.5%	1,538
<b>Total Renewables</b>	<b>112,448</b>	<b>49.4%</b>	<b>108,816</b>	<b>48.9%</b>	<b>3.3%</b>	<b>28,942</b>
Nuclear	26,508	11.6%	25,504	11.5%	3.9%	6,084
Coal	19,722	8.7%	13,858	6.2%	42.3%	4,742
CCGT	54,436	23.9%	51,718	23.2%	5.3%	11,692
Oil & Gas	14,652	6.4%	22,709	10.2%	-35.5%	2,050
<b>Total Conventional Generation</b>	<b>115,319</b>	<b>50.6%</b>	<b>113,789</b>	<b>51.1%</b>	<b>1.3%</b>	<b>24,569</b>
<b>Total consolidated production</b>	<b>227,767</b>	<b>100%</b>	<b>222,605</b>	<b>100%</b>	<b>2.3%</b>	<b>53,511</b>
<b>Managed production</b>	<b>11,274</b>		<b>9,632</b>		<b>17.0%</b>	
<b>Total production</b>	<b>239,041</b>		<b>232,237</b>		<b>2.9%</b>	

1. 2022 figures after the disposal of Enel Russia and Fortaleza (Brazil) and the acquisition of ERG Hydro assets (Italy).



# Enel Green Power & Conventional Generation

## Consolidated capacity & production – Italy<sup>1</sup>

Installed capacity (MW)

Italy	FY 2022	% Weight	FY 2021	% Weight	Δ yoy	2022 Add. Cap.
Hydro	12,995	49.5%	12,444	48.6%	4.4%	551
Wind	861	3.3%	794	3.1%	8.5%	68
Solar & Others	51	0.2%	29	0.1%	76.1%	21
Geothermal	776	3.0%	774	3.0%	0.3%	3
<b>Total Renewables</b>	<b>14,683</b>	<b>55.9%</b>	<b>14,040</b>	<b>54.8%</b>	<b>4.6%</b>	<b>643</b>
Coal	4,720	18.0%	4,720	18.4%	0.0%	-
CCGT	4,596	17.5%	4,596	17.9%	0.0%	-
Oil & Gas	2,253	8.6%	2,253	8.8%	0.0%	-
<b>Total Conventional Generation</b>	<b>11,569</b>	<b>44.1%</b>	<b>11,569</b>	<b>45.2%</b>	<b>0.0%</b>	-
<b>Total</b>	<b>26,252</b>	<b>100%</b>	<b>25,609</b>	<b>100%</b>	<b>2.5%</b>	<b>643</b>

Production (GWh)

Italy	FY 2022	% Weight	FY 2021	% Weight	Δ yoy	Quarter prod.
Hydro	11,584	23.9%	17,273	36.0%	-32.9%	2,742
Wind	1,256	2.6%	1,333	2.8%	-5.8%	302
Solar & Others	64	0.1%	59	0.1%	7.5%	12
Geothermal	5,407	11.2%	5,491	11.4%	-1.5%	1,351
<b>Total Renewables</b>	<b>18,311</b>	<b>37.8%</b>	<b>24,157</b>	<b>50.4%</b>	<b>-24.2%</b>	<b>4,406</b>
Coal	17,260	35.6%	10,529	22.0%	63.9%	4,495
CCGT	12,718	26.2%	12,835	26.8%	-0.9%	3,376
Oil & Gas	171	0.4%	444	0.9%	-61.4%	19
<b>Total Conventional Generation</b>	<b>30,149</b>	<b>62.2%</b>	<b>23,808</b>	<b>49.6%</b>	<b>26.6%</b>	<b>7,890</b>
<b>Total</b>	<b>48,460</b>	<b>100%</b>	<b>47,964</b>	<b>100%</b>	<b>1.0%</b>	<b>12,297</b>

1. 2022 figures after the acquisition of ERG Hydro assets (Italy).



# Enel Green Power & Conventional Generation

## Consolidated capacity & production – Iberia

Installed capacity (MW)

Iberia	FY 2022	% Weight	FY 2021	% Weight	Δ yoy	2022 Add. Cap.
Hydro	4,746	21.5%	4,746	22.5%	0.0%	5
Wind	2,882	13.1%	2,546	12.0%	13.2%	337
Solar & Others	1,665	7.6%	1,098	5.2%	51.7%	567
<b>Total Renewables</b>	<b>9,293</b>	<b>42.2%</b>	<b>8,390</b>	<b>39.7%</b>	<b>10.8%</b>	<b>908</b>
Nuclear	3,328	15.1%	3,328	15.7%	0.0%	-
Coal	1,644	7.5%	1,644	7.8%	0.0%	-
CCGT	5,445	24.7%	5,445	25.8%	0.0%	-
Oil & Gas	2,333	10.6%	2,333	11.0%	0.0%	-
<b>Total Conventional Generation</b>	<b>12,751</b>	<b>57.8%</b>	<b>12,751</b>	<b>60.3%</b>	<b>0.0%</b>	<b>-</b>
<b>Total</b>	<b>22,044</b>	<b>100%</b>	<b>21,140</b>	<b>100%</b>	<b>4.3%</b>	<b>908</b>

Production (GWh)

Iberia	FY 2022	% Weight	FY 2021	% Weight	Δ yoy	Quarter prod.
Hydro	4,477	6.9%	6,122	10.6%	-26.9%	1,069
Wind	5,709	8.8%	5,605	9.7%	1.9%	1,718
Solar & Others	1,855	2.9%	1,067	1.9%	73.9%	329
<b>Total Renewables</b>	<b>12,041</b>	<b>18.6%</b>	<b>12,794</b>	<b>22.2%</b>	<b>-5.9%</b>	<b>3,116</b>
Nuclear	26,508	41.0%	25,504	44.3%	3.9%	6,084
Coal	997	1.5%	775	1.3%	28.6%	228
CCGT	20,719	32.0%	14,443	25.1%	43.5%	4,852
Oil & Gas	4,450	6.9%	4,077	7.1%	9.2%	1,111
<b>Total Conventional Generation</b>	<b>52,674</b>	<b>81.4%</b>	<b>44,798</b>	<b>77.8%</b>	<b>17.6%</b>	<b>12,276</b>
<b>Total</b>	<b>64,715</b>	<b>100%</b>	<b>57,592</b>	<b>100.0%</b>	<b>12.4%</b>	<b>15,392</b>





# Enel Green Power & Conventional Generation

## Consolidated capacity & production – Latin America<sup>1</sup>

Installed capacity (MW)

Latin America	FY 2022	% Weight	FY 2021	% Weight	Δ yoy	2022 Add. Cap.
Hydro	10,542	43.0%	10,585	44.3%	-0.4%	1
Wind	3,422	14.0%	2,930	12.3%	16.8%	492
Solar & Others	3,779	15.4%	2,922	12.2%	29.3%	857
Geothermal	83	0.3%	69	0.3%	20.3%	14
<b>Total Renewables</b>	<b>17,828</b>	<b>72.7%</b>	<b>16,506</b>	<b>69.1%</b>	<b>8.0%</b>	<b>1,364</b>
Coal	226	0.9%	546	2.3%	-58.6%	-
CCGT	3,853	15.7%	4,168	17.4%	-7.6%	4
Oil & Gas	2,618	10.7%	2,682	11.2%	-2.4%	3
<b>Total Conventional Generation</b>	<b>6,696</b>	<b>27.3%</b>	<b>7,396</b>	<b>30.9%</b>	<b>-9.5%</b>	<b>6</b>
<b>Total</b>	<b>24,524</b>	<b>100.0%</b>	<b>23,903</b>	<b>100%</b>	<b>2.6%</b>	<b>1,370</b>

Production (GWh)

Latin America	FY 2022	% Weight	FY 2021	% Weight	Δ yoy	Quarter prod.
Hydro	35,443	46.9%	33,350	47.4%	6.3%	9,883
Wind	12,428	16.4%	9,433	13.4%	31.8%	2,815
Solar & Others	4,901	6.5%	3,375	4.8%	45.2%	1,368
Geothermal	382	0.5%	284	0.4%	34.8%	89
<b>Total Renewables</b>	<b>53,154</b>	<b>70.3%</b>	<b>46,441</b>	<b>66.0%</b>	<b>14.5%</b>	<b>14,155</b>
Coal	1,466	1.9%	2,554	3.6%	-42.6%	19
CCGT	18,089	23.9%	19,037	27.1%	-5.0%	3,465
Oil & Gas	2,885	3.8%	2,344	3.3%	23.1%	920
<b>Total Conventional Generation</b>	<b>22,440</b>	<b>29.7%</b>	<b>23,934</b>	<b>34.0%</b>	<b>-6.2%</b>	<b>4,403</b>
<b>Total</b>	<b>75,594</b>	<b>100.0%</b>	<b>70,376</b>	<b>100.0%</b>	<b>7.4%</b>	<b>18,558</b>

1. 2022 figures after the disposal of Fortaleza (Brazil).



# Enel Green Power & Conventional Generation

## Consolidated capacity & production – Rest of Europe<sup>1</sup>

Installed capacity (MW)

Rest of Europe	FY 2022	% Weight	FY 2021	% Weight	Δ yoy	2022 Add. Cap.
Hydro	19	1.9%	19	0.3%	0.0%	-
Wind	871	85.4%	1,099	16.8%	-20.8%	32
Solar & Others	130	12.7%	130	2.0%	0.0%	-
<b>Total Renewables</b>	<b>1,020</b>	<b>100.0%</b>	<b>1,248</b>	<b>19.1%</b>	<b>-18.3%</b>	<b>32</b>
CCGT	-	-	830	12.7%	-	-
Oil & Gas	-	-	4,447	68.2%	-	-
<b>Total Conventional Generation</b>	<b>-</b>	<b>-</b>	<b>5,276</b>	<b>80.9%</b>	<b>-</b>	<b>-</b>
<b>Total</b>	<b>1,020</b>	<b>100%</b>	<b>6,524</b>	<b>100%</b>	<b>-84.4%</b>	<b>32</b>

Production (GWh)

Rest of Europe	FY 2022	% Weight	FY 2021	% Weight	Δ yoy	Quarter prod.
Hydro	26	0.2%	36	0.2%	-27.7%	4
Wind	2,254	18.0%	2,283	9.6%	-1.3%	563
Solar & Others	177	1.4%	169	0.7%	4.8%	30
<b>Total Renewables</b>	<b>2,457</b>	<b>19.6%</b>	<b>2,488</b>	<b>10.5%</b>	<b>-1.2%</b>	<b>597</b>
CCGT	2,911	23.3%	5,403	22.8%	-46.1%	-
Oil & Gas	7,145	57.1%	15,845	66.8%	-54.9%	-
<b>Total Conventional Generation</b>	<b>10,056</b>	<b>80.4%</b>	<b>21,248</b>	<b>89.5%</b>	<b>-52.7%</b>	<b>-</b>
<b>Total</b>	<b>12,513</b>	<b>100%</b>	<b>23,736</b>	<b>100%</b>	<b>-47.3%</b>	<b>597</b>

1. 2022 figures after the disposal of Enel Russia.



# Enel Green Power & Conventional Generation

## Consolidated capacity & production – Rest of the World

Installed capacity (MW)

North America	FY 2022	% Weight	FY 2021	% Weight	Δ yoy	2022 Add. Cap.
Hydro	53	0.6%	53	0.7%	0.0%	-
Wind	7,160	75.1%	6,262	78.8%	14.3%	898
Solar & Others	2,249	23.6%	1,556	19.6%	44.5%	693
Geothermal	72	0.8%	72	0.9%	0.0%	-
<b>Total</b>	<b>9,532</b>	<b>100%</b>	<b>7,941</b>	<b>100%</b>	<b>20.0%</b>	<b>1,591</b>

Africa, Asia & Oceania	FY 2022	% Weight	FY 2021	% Weight	Δ yoy	2022 Add. Cap.
Wind	539	44.7%	1,274	65.6%	-57.7%	-
Solar & Others	667	55.3%	667	34.4%	0.0%	420
<b>Total</b>	<b>1,206</b>	<b>100%</b>	<b>1,941</b>	<b>100%</b>	<b>-37.8%</b>	<b>420</b>

Production (GWh)

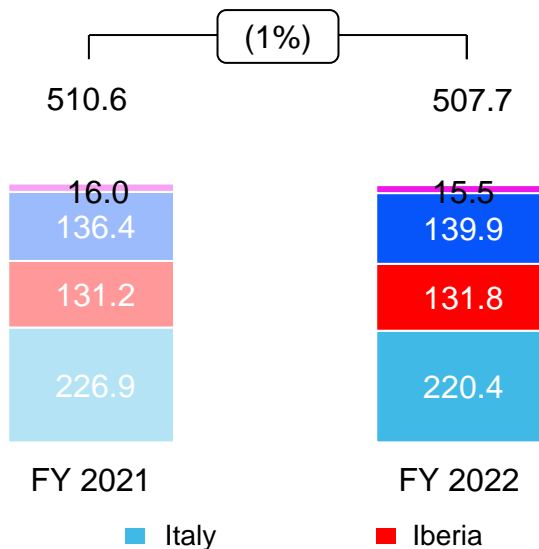
North America	FY 2022	% Weight	FY 2021	% Weight	Δ yoy	Quarter prod.
Hydro	197	0.8%	220	1.1%	-10.4%	55
Wind	19,859	84.9%	17,631	86.6%	12.6%	5,236
Solar & Others	3,001	12.8%	2,195	10.8%	36.7%	568
Geothermal	327	1.4%	310	2%	5.4%	99
<b>Total</b>	<b>23,385</b>	<b>100%</b>	<b>20,356</b>	<b>100%</b>	<b>14.9%</b>	<b>5,958</b>

Africa, Asia & Oceania	FY 2022	% Weight	FY 2021	% Weight	Δ yoy	Quarter prod.
Wind	1,749	56.4%	1,506	58.3%	16.2%	227
Solar & Others	1,350	43.6%	1,075	41.7%	25.6%	482
<b>Total</b>	<b>3,099</b>	<b>100%</b>	<b>2,580</b>	<b>100%</b>	<b>20.1%</b>	<b>709</b>

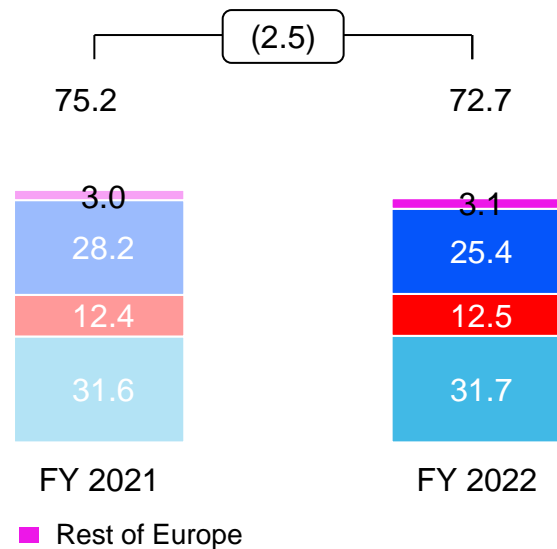
# Grids

## Operating data FY 2022

Electricity distributed (TWh)<sup>1,2</sup>



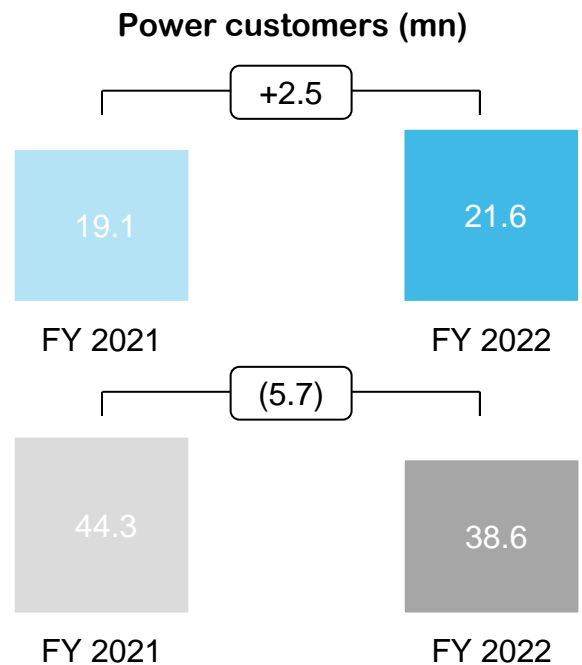
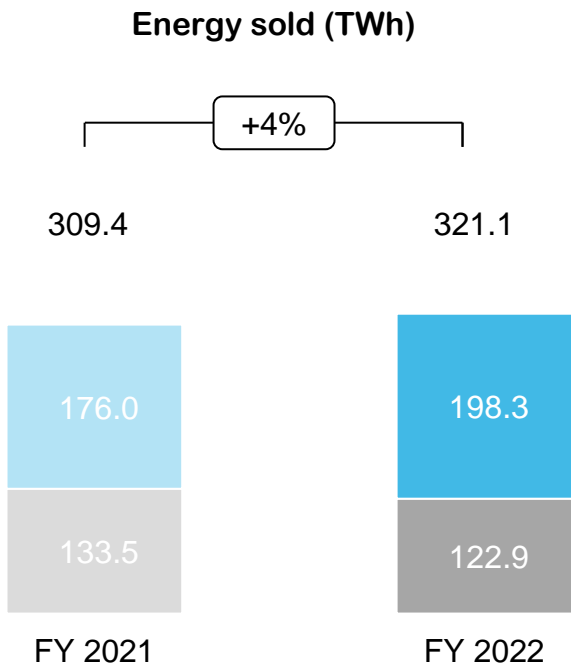
End users (mn)<sup>1,3</sup>



1. 2021 restated figures. 2022 figures after the disposal of Enel Goiás (Brazil).  
 2. Latin America breakdown – FY 2022: Argentina 17.5 TWh, Brazil: 81.7 TWh, Chile: 17.3 TWh, Colombia: 15.1 TWh and Peru: 8.3 TWh. FY 2021: Argentina: 16.7 TWh, Brazil: 80.4 TWh, Chile: 16.6 TWh, Colombia: 14.6 TWh and Peru: 8.1 TWh.  
 3. Latin America breakdown – FY 2022: Argentina 2.6 mn, Brazil: 15.4 mn, Chile: 2.1 mn, Colombia: 3.8 mn and Peru: 1.5 mn. FY 2021: Argentina: 2.5 mn, Brazil: 18.4 mn, Chile: 2.0 mn, Colombia: 3.7 mn and Peru: 1.5 mn.

# Retail at Group level

## Operating data FY 2022<sup>1</sup>



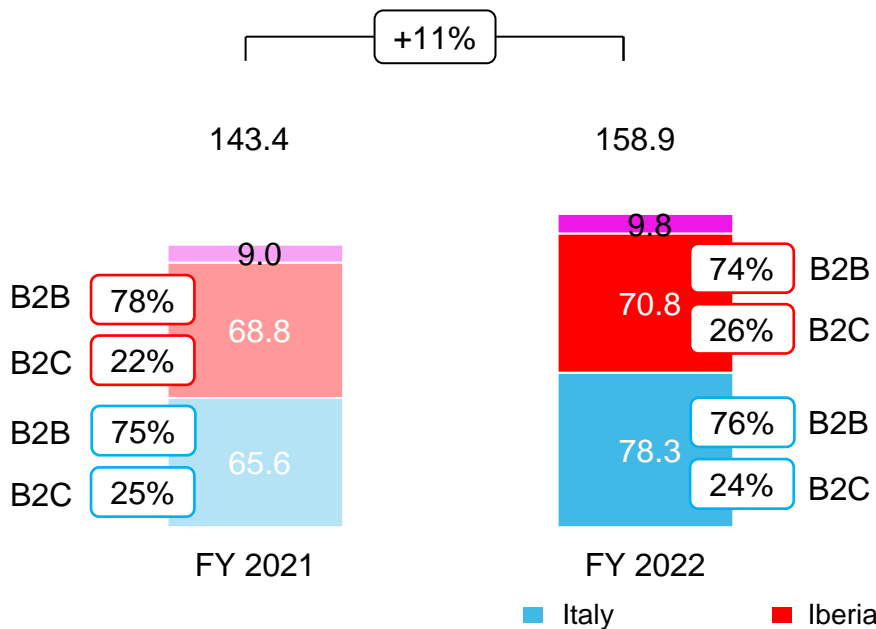
■ Free market    ■ Regulated

1. 2022 figures after the disposal of Enel Goiás (Brazil).

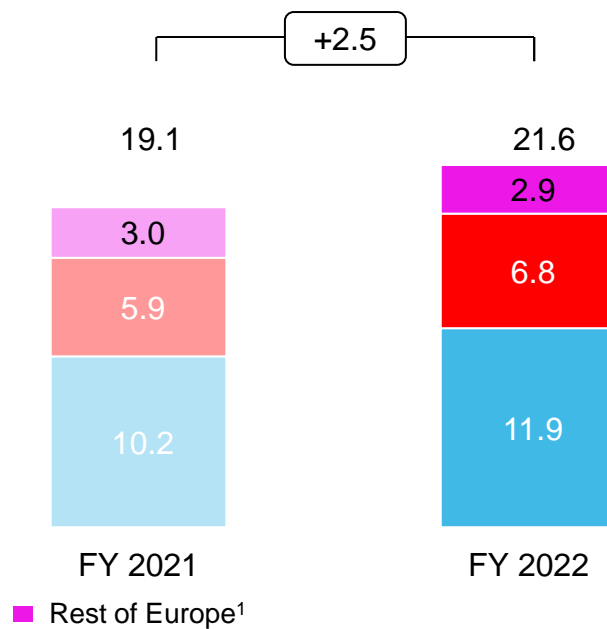
# Retail – Free power markets, Europe

Operating data FY 2022

Energy sold (TWh)



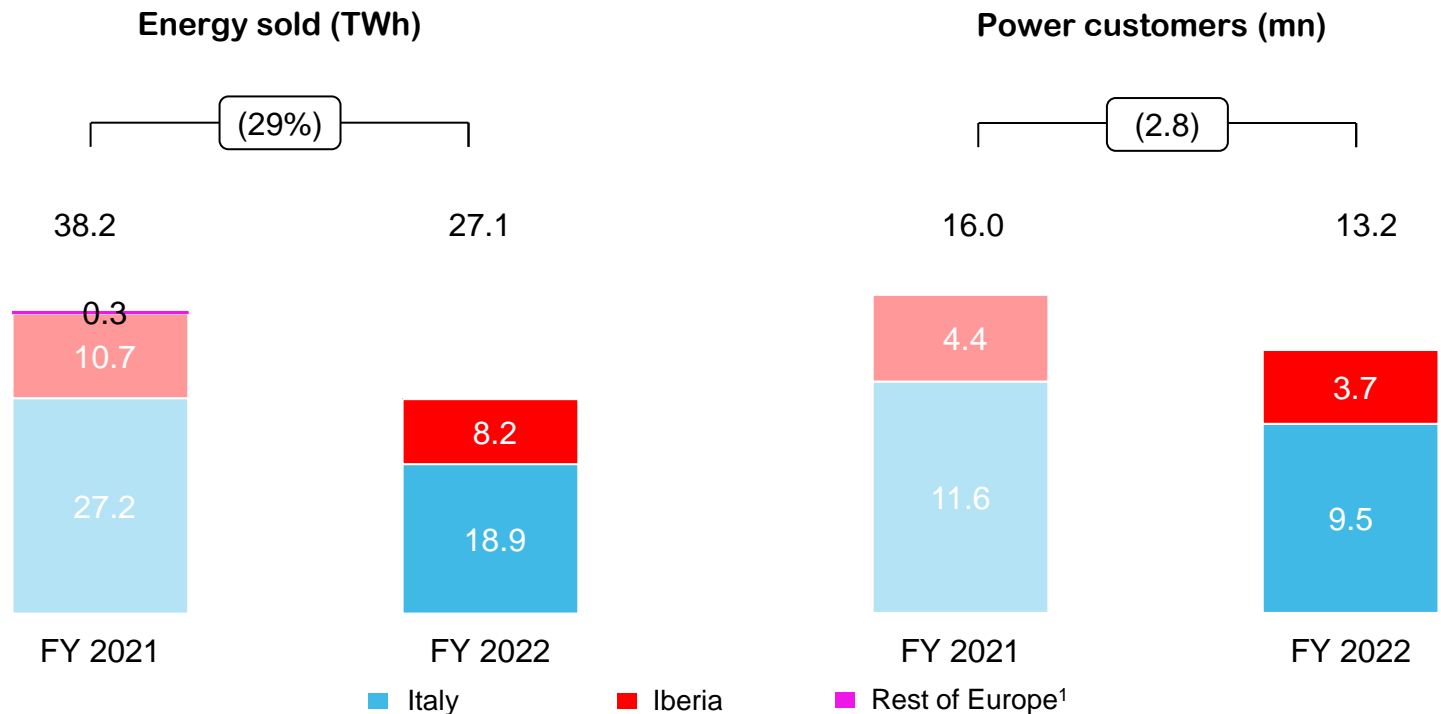
Power customers (mn)



1. Market liberalization in Romania in 2021.

# Retail – Regulated power markets, Europe

## Operating data FY 2022



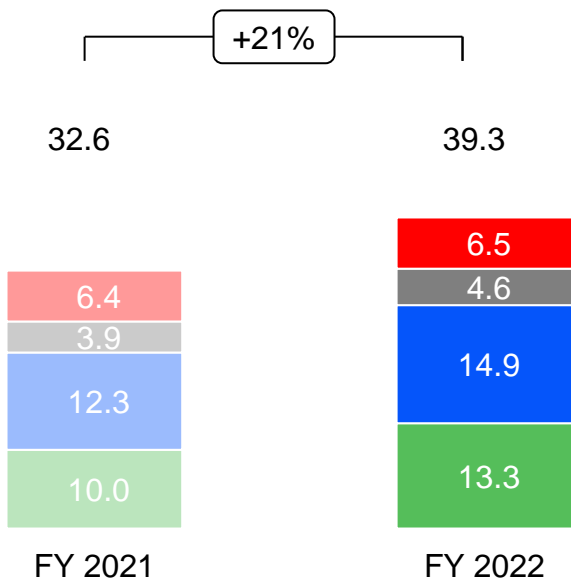
1. Market liberalization in Romania in 2021.



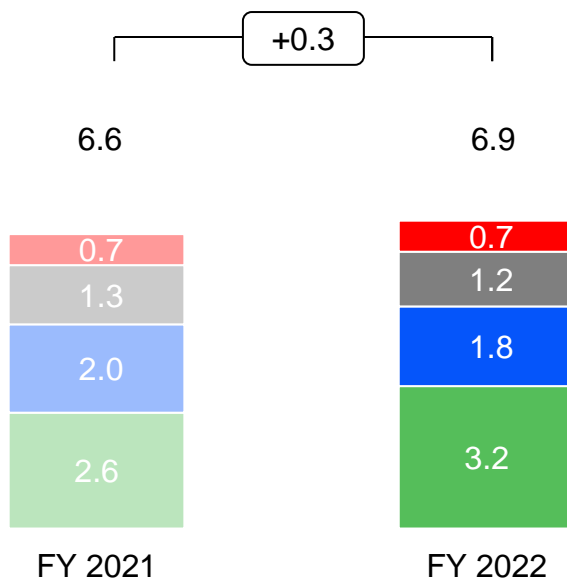
# Retail – Free power markets, Latin America

Operating data FY 2022

Energy sold (TWh)



Power customers (000')

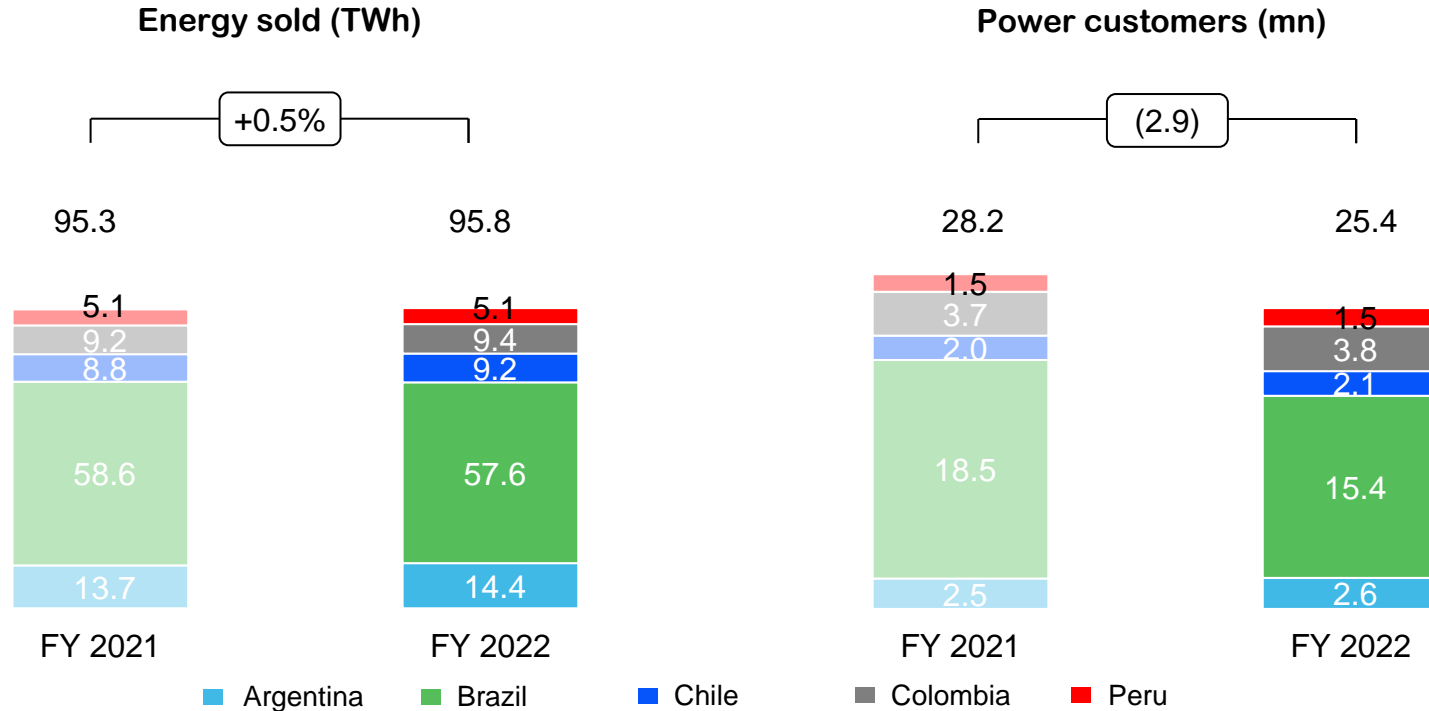


■ Brazil   ■ Chile   ■ Colombia   ■ Peru



# Retail – Regulated power markets, Latin America

Operating data FY 2022<sup>1</sup>



1. 2022 figures after the disposal of Enel Goiás (Brazil).

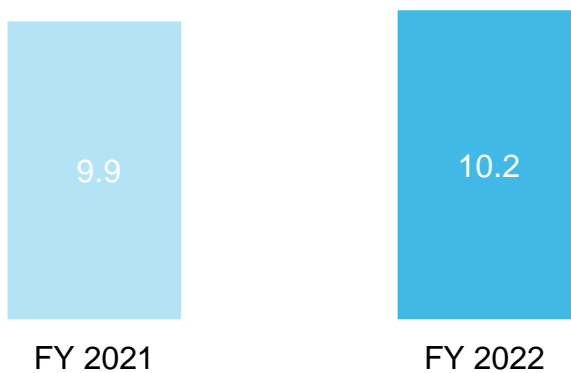


# Retail – Gas market

## Operating data FY 2022

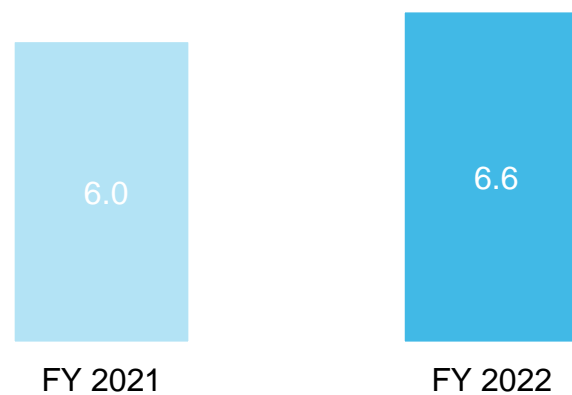
Gas sold (bcm)<sup>1</sup>

+3%



Gas customers (mn)<sup>2</sup>

+0.6



1. FY 2022: Italy: 4.7 bcm, Iberia: 4.9 bcm, Rest of Europe 0.27 bcm, Latin America 0.34 bcm; FY 2021: Italy: 4.4 bcm, Iberia: 5.2 bcm, Rest of Europe 0.18 bcm, Latin America 0.16 bcm.  
 2. FY 2022: Italy: 4.6 mn, Iberia: 1.8 mn, Rest of Europe 0.18 mn; Latin America 0.02 bcm; FY 2021: Italy: 4.2 mn, Iberia: 1.7 mn, Rest of Europe 0.12 mn; Latin America 0.03 bcm.

# Disclaimer



The information contained in this presentation does not purport to be comprehensive and has not been independently verified by any independent third party.

This presentation does not constitute a recommendation regarding the securities of the Company. This presentation does not contain an offer to sell or a solicitation of any offer to buy any securities issued by Enel S.p.A. or any of its subsidiaries.



# Quarterly bulletin FY 2022

## Contact us



### Monica Girardi

Head of Group Investor Relations

### Investor Relations team

Federico Baroncelli  
Serena Carioti  
Federica Dori  
Fabrizio Ragnacci  
Danielle Ribeiro Da Encarnacao  
Riccardo Ricci  
Noemi Tomassi  
Emanuele Toppi

### Contacts

Email [investor.relations@enel.com](mailto:investor.relations@enel.com)

Phone +39 06 8305 7975

### Investor Relations App



iOS



Android



### Channels



Website  
[Enel.com](http://Enel.com)

Fine Comunicato n.0116-15

Numero di Pagine: 21