



## COMPANY PRESENTATION

# CONFERENCE CALL

Q1 2022 Financial results  
May 16<sup>th</sup>, 2022



Member of  
**Euronext  
Tech Leaders**

EURONEXT  
Tech Leaders

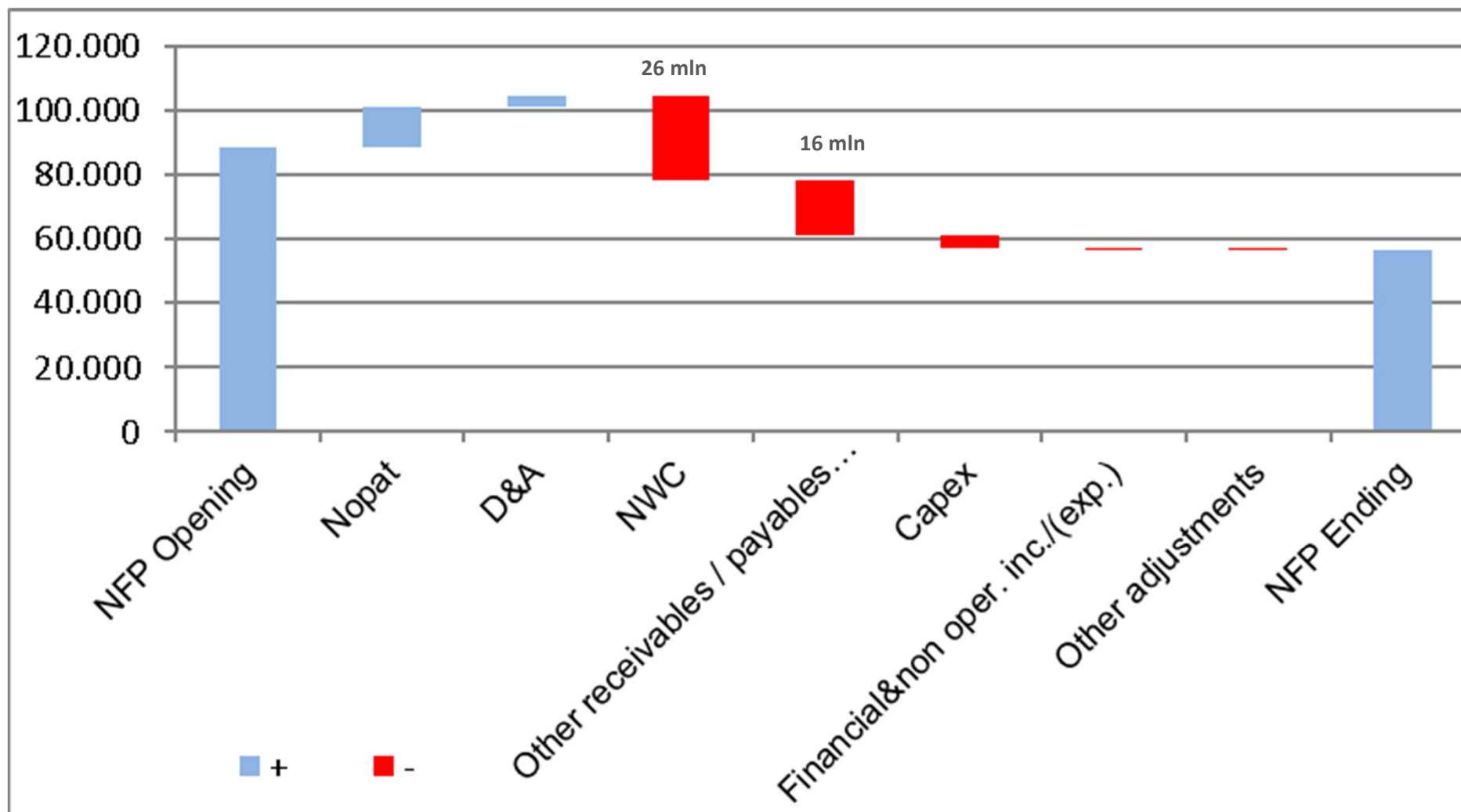
EURONEXT



Certain statements in this slide show, including those addressing the Company's beliefs, plans, objectives, estimates or expectations of possible future results or events, are forward-looking statements. Forward-looking statements involve known or unknown risks, including general economic and business conditions, and conditions in the industry we operate and may be affected should our assumptions turn out to be inaccurate. Consequently, no forward-looking statement can be guaranteed and actual future results, performance, or achievements may vary materially from those expressed or implied by such forward-looking statements. The Company undertakes no obligation about the contents nor to update the forward-looking statements to reflect events or circumstances that may arise after the date hereof.

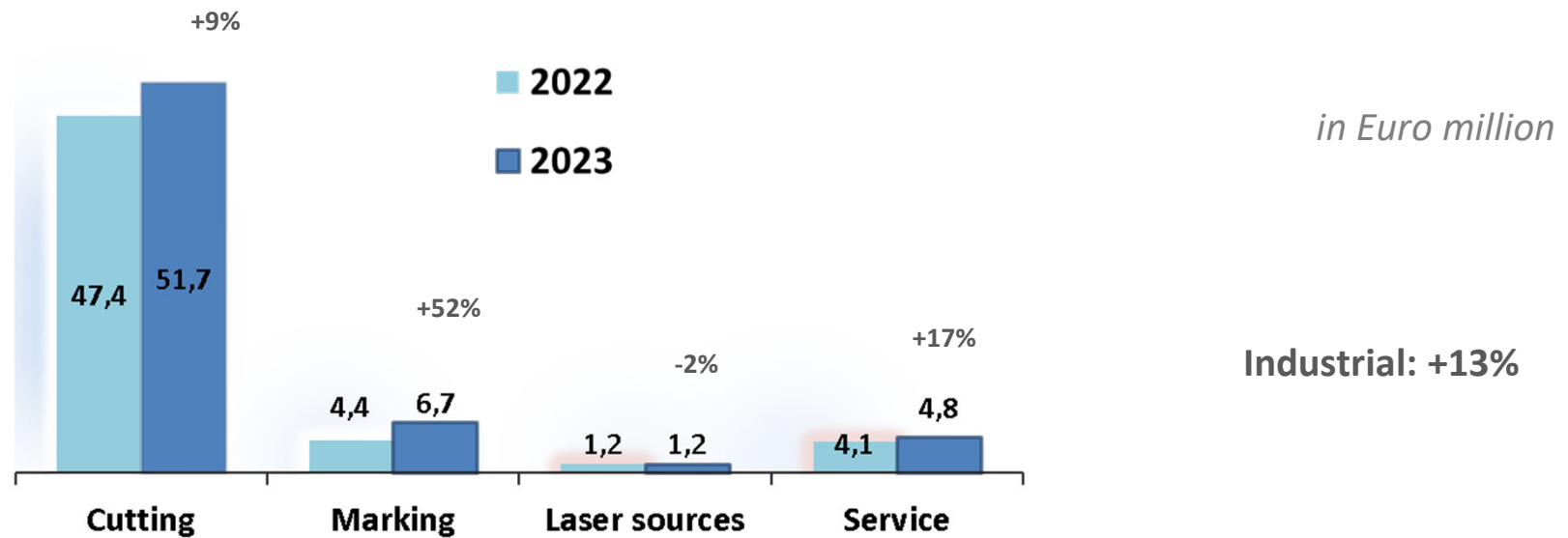
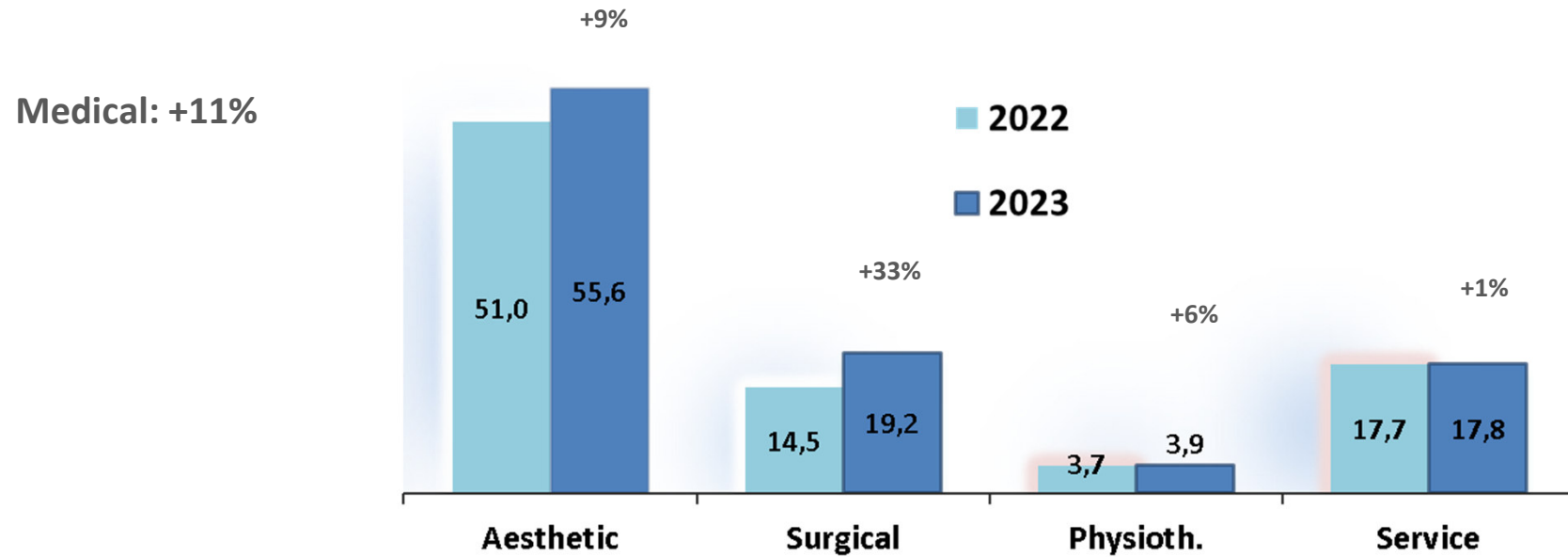


	Euro '000	31/03/22	%	31/03/23	%	Var. %
		unaudited		unaudited		
Medical		87.179	60,4%	96.812	60,0%	11,1%
Industrial		57.205	39,6%	64.543	40,0%	12,8%
<b>Revenues</b>		<b>144.384</b>	<b>100,0%</b>	<b>161.355</b>	<b>100,0%</b>	<b>11,8%</b>
<b>Gross margin</b>		<b>55.013</b>	<b>38,1%</b>	<b>61.123</b>	<b>37,9%</b>	<b>11,1%</b>
Operating Expenses		11.841	8,2%	14.066	8,7%	18,8%
Staff expenses		23.097	16,0%	26.123	16,2%	13,1%
<b>EBITDA</b>		<b>20.075</b>	<b>13,9%</b>	<b>20.934</b>	<b>13,0%</b>	<b>4,3%</b>
Depr., amort., accruals		2.996	2,1%	3.902	2,4%	30,2%
<b>EBIT</b>		<b>17.079</b>	<b>11,8%</b>	<b>17.032</b>	<b>10,6%</b>	<b>-0,3%</b>
Net financ.income(charges)		473	0,3%	(459)	-0,3%	
Other income (expense) net		(7)	0,0%	36	0,0%	
<b>EBT</b>		<b>17.545</b>	<b>12,2%</b>	<b>16.608</b>	<b>10,3%</b>	<b>-5,3%</b>
		31/12/22		31/03/23		
				unaudited		
<b>Net financial position</b>		<b>88.546</b>		<b>56.702</b>		





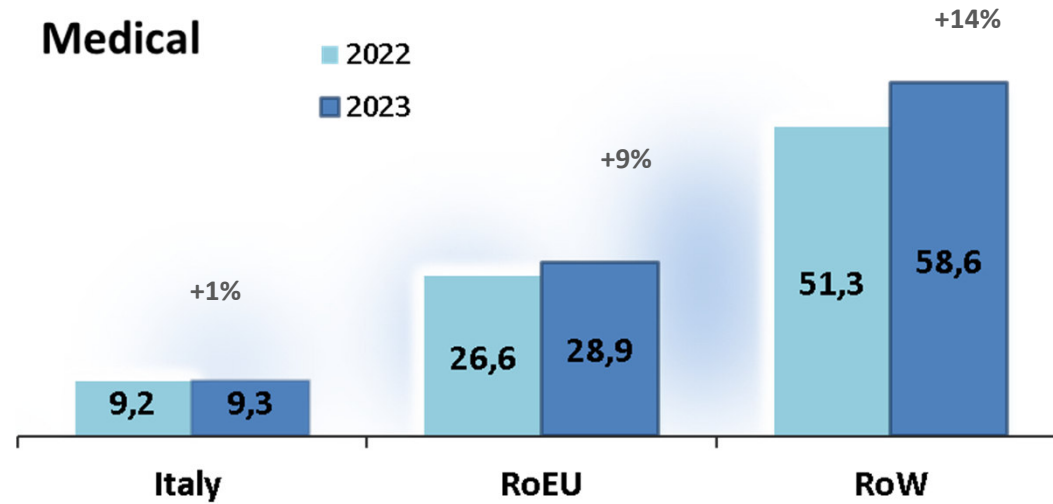
# ELEN™ Revenue breakdown by business



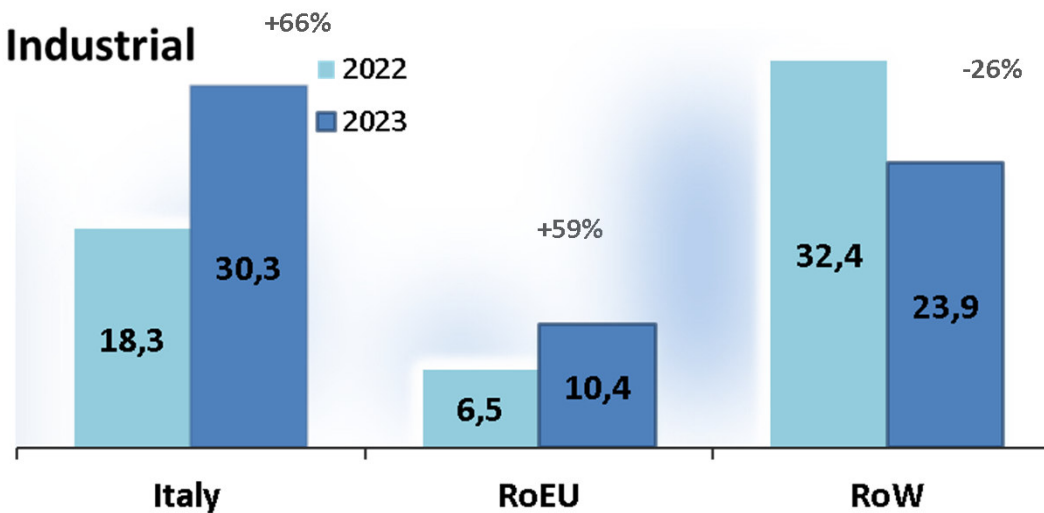


*in Euro million*

## Medical



## Industrial





Revenue 2023 > Revenue 2022

EBIT 2023 → EBIT 2022





## CONTACTS

El.En. S.P.A.

Enrico Romagnoli

*Investor Relations Manager*

tel. +39 055-8826807

E-mail: [finance@elen.it](mailto:finance@elen.it)

## POLYTEMS HIR

*Financial Communication, IR and Press Office*

**Bianca Fersini Mastelloni** - [b.fersini@polytemshir.it](mailto:b.fersini@polytemshir.it)

**Silvia Marongiu** - [s.marongiu@polytemshir.it](mailto:s.marongiu@polytemshir.it)

Tel. +39 06-69923324