

**WE CARE, WE PERFORM, WE DELIVER!**



# 1H 2023 Results Presentation

September 21, 2023



# Today's presenters

---



**Andrea Pizzarulli**

Co-founder and  
Chief Executive Officer



**Letizia Galletti**

Chief Financial Officer  
Investor Relation Director

# Agenda

---

- Key Messages 1H2023    Andrea Pizzarulli Co-founder, CEO
- Strategic approach    Andrea Pizzarulli Co-founder, CEO
- Financial review    Letizia Galletti CFO, Investor Relation Director
- Q&A
- Appendix

# Agenda

---

- **Key Messages 1H2023** **Andrea Pizzarulli Co-founder, CEO**
- Strategic approach      Andrea Pizzarulli Co-founder, CEO
- Financial review        Letizia Galletti CFO, Investor Relation Director
- Q&A
- Appendix



**Andrea Pizzarulli**

Co-founder and  
Chief Executive Officer

# Civitanavi Systems at a glance

## Highlight 1H2023

**21.7M€**  **+60% YoY**  
Total Revenue

**4.4M€(20%)**  **+12% YoY**  
EBITDA Adj<sup>1</sup>

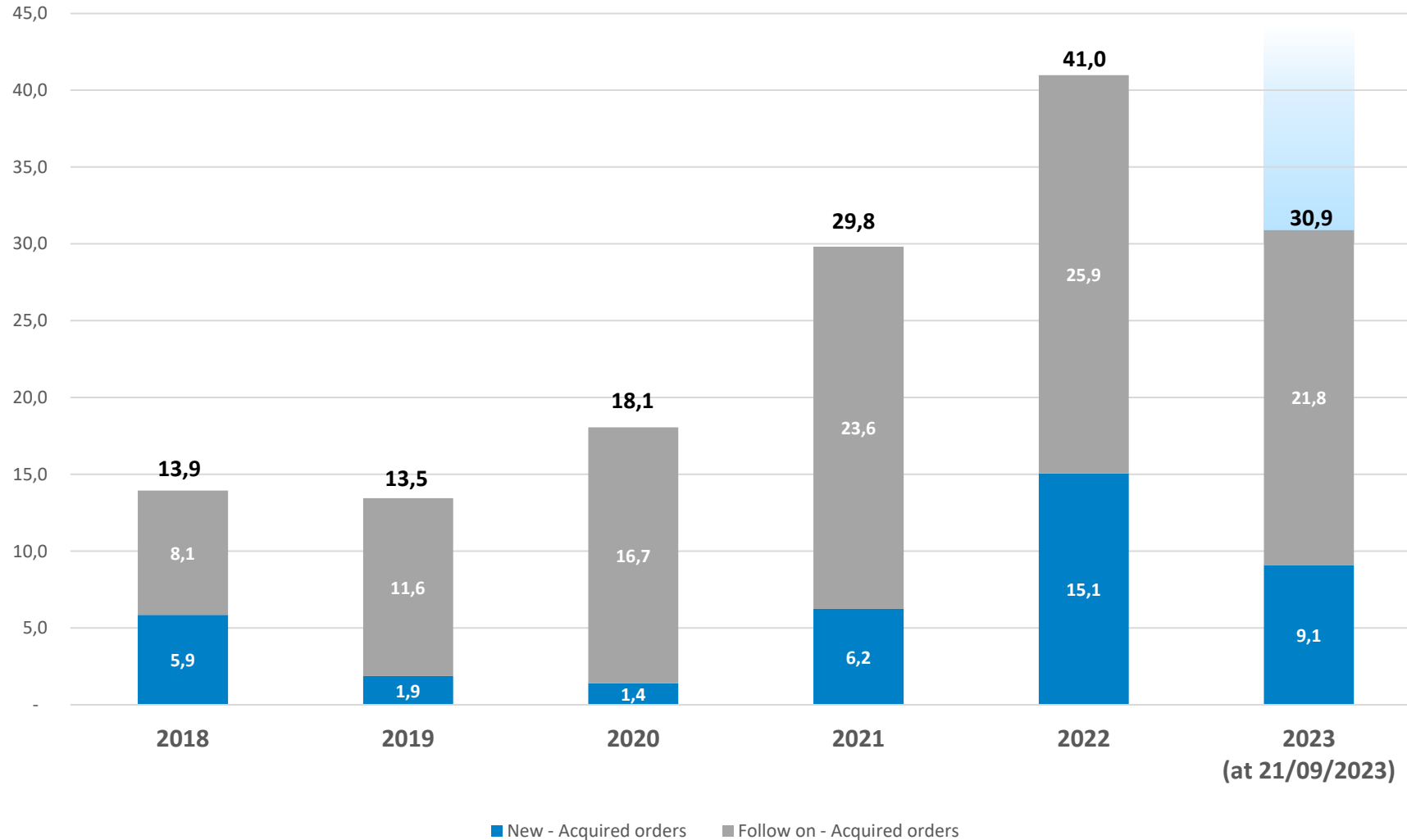
**24.7M€**  **30.9M€**  
Booking 1H23 Booking 21<sup>st</sup>  
September 23

**33.3M€**  **+37% 22YE**  
Hard Backlog 1H23 [24.3M€ at Dec 31, 2022]

1) EBITDA Adjusted is calculated as a profit or loss for the financial year/period, gross of income taxes, revenues and financial expenses, amortisation and depreciation, write-downs and write-downs of net financial assets, foreign currency gains or losses, the effects of non-recurring transactions and the effects of certain events and operations that the Management believes are not related to the Company's operational performance. It is consistent with the definition reported in the Prospectus during IPO.

# Business Outlook - Booking progression over time 2018-2023

Booking YTD 2018-2023 (21/09/2023) M€



## Business Outlook – New customers

- Civitanavi Systems is committed to customer satisfaction and growing business through strategic product development and M&A described.
- Civitanavi Systems goal is to never lose a customer and to gain at least 3 new clients every year



# International presence – Local Engineering & Operations

Pedaso, FM - Headquarters	Casoria, NA	Ardea, RM	Turin, TO	Milan, MI	Bristol, UK	Porto Sant'Elpidio, FM
 <p>153 FTEs<sup>1</sup></p>	 <p>6 FTEs<sup>1</sup></p>	 <p>3 FTEs<sup>1</sup></p>	 <p>4 FTEs<sup>1</sup></p>	 <p>4 FTEs<sup>1</sup></p>	 <p>5 FTEs<sup>1</sup></p>	
						
<ul style="list-style-type: none"> <li>Administrative offices, commercial structure, main research and development centre, prototyping and industrial plants</li> <li>Fibre optic coils manufacturing, IMU assembly and calibration</li> </ul>	<ul style="list-style-type: none"> <li>System architectures, software and hardware design</li> <li>Mainly dedicated to the development of activities in the aerospace field</li> </ul>	<ul style="list-style-type: none"> <li>System architectures, software and hardware design and commercial activities</li> <li>Mainly dedicated to the development of activities in the aerospace field</li> </ul>	<ul style="list-style-type: none"> <li>Engineering activities for GNSS and INS technologies</li> </ul>	<ul style="list-style-type: none"> <li>Engineering activities for MEMS technologies, especially accelerometers</li> <li>Civitanavi's Engineering resources within Polytechnic of Milan</li> </ul>	<ul style="list-style-type: none"> <li>Commercial and design activities</li> <li>Future goal of expanding production</li> </ul>	<ul style="list-style-type: none"> <li>New HQ in Porto Sant'Elpidio on recently purchased building</li> </ul> <div style="border: 2px dashed blue; padding: 10px; text-align: center;">  </div>



# Civitanavi Systems Ltd activities related to Civitanavi Systems S.p.A.

[Civitanavi Systems S.p.A. announces early termination of convertible loan agreement signed by Civitanavi Systems Ltd into shares of CNS S.p.A.](#)

## **PRESS RELEASE**

### **CIVITANAVI SYSTEMS S.P.A: ANNOUNCES EARLY TERMINATION OF CONVERTIBLE LOAN AGREEMENT SIGNED BY CIVITANAVI SYSTEMS LTD INTO SHARES OF CNS S.P.A.**

*Pedaso (FM), May 31<sup>st</sup> 2023* - Civitanavi Systems S.p.A. (EURONEXT - CNS.MI) (the "Company" or "CNS"), announces that Civitanavi Systems Ltd, the Company's majority shareholder, has today signed the early closure agreement relating to the loan convertible into shares amounting to EUR 5,063,000, which was signed and announced on December 6, 2022.

Following the full subscription of the shares, the percentage of CNS's share capital held by the lender, which already held a 0.98% stake in the share capital, is now 5.09% of the same.

Civitanavi Systems Ltd therefore holds a 66.21% stake in the share capital of CNS, while the free float reaches 33.79%, benefiting the stock's liquidity.

[Stock option Plan of Civitanavi Systems Ltd \(major shareholder of CNS SPA\)](#)

## **PRESS RELEASE**

### **CIVITANAVI SYSTEMS S.P.A.: EMPLOYEES EXERCISE OPTIONS UNDER THE CIVITANAVI SYSTEMS LTD STOCK OPTION PLAN**

*Pedaso (FM), March 13<sup>th</sup>, 2023* – Civitanavi Systems S.p.A. (EURONEXT MILAN, CNS) leading Italian manufacturers of inertial navigation, georeferencing and stabilization systems (the "Company") announces that on 10<sup>th</sup> and 13<sup>th</sup> March 2023 the transfer of shares of the Company to some of its employees was finalized as a result of the exercise of a stock incentive plan (the "Plan") implemented by Civitanavi Systems Ltd, the main shareholder to date holding 70.3 percent of the share capital.

The Plan originally provided for the granting of option rights to subscribe for shares in Civitanavi Systems Ltd representing 5.4 percent of the share capital exercisable at a symbolic price of CHF 1 per share. The options under the Plan became fully exercisable upon the successful completion of the company's listing process on Euronext Milan.

The Plan was subsequently amended on February 1, 2023, to provide in favour of the beneficiaries the right to receive, free of charge, shares of the Company in lieu of the shares of Civitanavi Systems Ltd., also in view of the low liquidity of the latter.

The beneficiary employees of the Plan then fully exercised the option rights thus amended, obtaining in assignment 1,290,000 for a total value of Euro 4,450,500 calculated on the closing market price as of January 31, 2023, equal to Euro 3.45 per share.

In accordance with current tax regulations, the Company has acted as a tax withholding agent in view of the close connection between the granting of rights under the Plan and the work performed by employees in favour of the same.



# Important strategic progresses – A new market opportunity for Civitanavi



## PRESS RELEASE

### CIVITANAVI SYSTEMS FINALIZES AGREEMENT TO INVEST IN THE CAPITAL OF PV-LABS, A LEADER IN ADVANCED IMAGING SYSTEMS

*Padaso (FM), 5th May 2023* – Civitanavi Systems S.p.A. (EURONEXT MILAN, CNS), leading Italian manufacturers of inertial navigation, georeferencing and stabilization systems, announced today finalization of the agreement for CNS to purchase a minority stake of 30 percent in PV-Labs Ltd for 2.5 million USD. The agreement includes a call option to purchase the remaining 70 percent ownership which can be exercised in 5 years. The contract is in line with the terms of the binding letter announced in a press release dated Jan. 30, 2023.

PV-Labs is an SME founded by Mark Chamberlain (former founder and CEO of WESCAM Inc, now L3Harris WESCAM) who designed a unique line of Airborne ISR&T products, based on PV-Labs' new patented stabilization technique for gimbals, called "Fifth-generation Advanced Stabilization Technology," or "FAST," to meet the growing demand for high-performance ISR&T products worldwide, organically and through licensing to other players in ISR&T to meet localization and other market demands.

The key components of PV-Labs FAST technology are the inertial sensors, now produced by CNS. This enables the production of a scalable ISR+T product family with the highest performance, smallest size, weight and lowest cost in its class.

# Honeywell, Civitanavi Systems launch new inertial measurement units

- **Honeywell** and **Civitanavi Systems** after signing a co-investment contract for profit and cost sharing of HG2800 IMU, are now launching the commercialization of this product in defined markets.



# Civitanavi Systems and Hanwha Systems signed a MOU

- **Civitanavi Systems and Hanwha Systems** signed a memorandum of understanding to collaborate on inertial systems and GNSS products for legacy and next generation products and platforms



Andrea Pizzarulli (CEO of Civitanavi Systems) and Charlie SC Eoh (CEO and President of Hanwha Systems) during the signing ceremony

# ESG progresses

## Civitanavi Systems' commitment:

- Sustainability Report 2022 approved by Board of Directors on 27 June 2023
- Company's first ESG-related reporting document
- Prepared on a voluntary basis and not subject to limited review by an independent auditing firm
- Commitment and contribution to the United Nations Agenda 2030 and Sustainable Development Goals (SDGs):

<b>Environmental</b>	
<b>Social</b>	
<b>Governance</b>	

## Relevant milestones reached by Civitanavi:

- **Environmental:**
  - conversion of energy profile to supply electricity from renewable sources: in 2022 agreements were signed with Guarantee of Origin (GO) certifying the origin of the sources used to produce renewable energy and therefore registering an increase in the incidence of renewable sources to 50% of the total energy consumed;
  - building a photovoltaic plant by the end of 2024.
- **Social:**
  - Professional and training development of people;
  - Corporate welfare system to promote wellbeing of employees and to contribute to welcome new generations (organizational solutions to reconcile work and lifetimes, collective health insurance policy).
- **Governance and economic value creation:**
  - Establishment of Remuneration and Appointments Committee and Control and Risk Committee
  - Adoption of Model 231 and Code of Ethics
  - Positive economic trend resulting in economic value distributed (75%) to suppliers and employees and technological innovation of products and services (effort roughly 5% of total revenues).
- In July 2023 Civitanavi has agreed a new loan, with a primary credit institution, which grants a reduction of the interest rate applied if compliant with **covenants ESG-related**.



# Agenda

---

- Key Messages 1H2023 **Andrea Pizzarulli Co-founder, CEO**
- **Strategic approach** **Andrea Pizzarulli Co-founder, CEO**
- Financial review **Letizia Galletti CFO, Investor Relation Director**
- Q&A
- Appendix



**Andrea Pizzarulli**

Co-founder and  
Chief Executive Officer

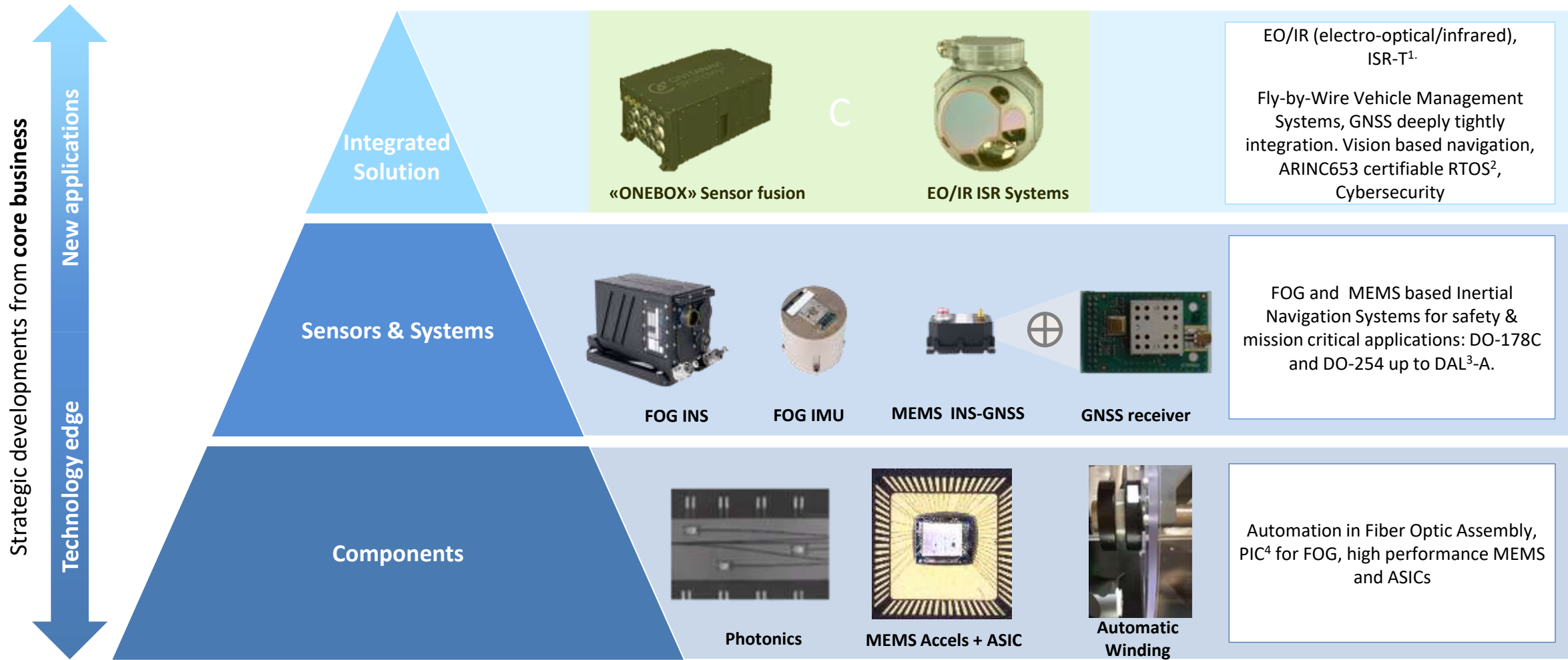


# GCAP (Global Combat Air Programme) - TEMPEST

- UK-Italy-Japan sixth generation fighter “Systems of Systems” Tempest
- Civitanavi Systems and Pv-Labs (minority investment) are both supporting Tempest



# Strategic approach – Enabling Technologies



**Notes**

1. Intelligence, Surveillance, Reconnaissance and Targeting
2. Real Time Operating Systems

3. Design Assurance Level
4. Photonic Integrated Circuit



# Starting point

## Integrated solution for flight control

### Conceived for Vehicle Management Applications

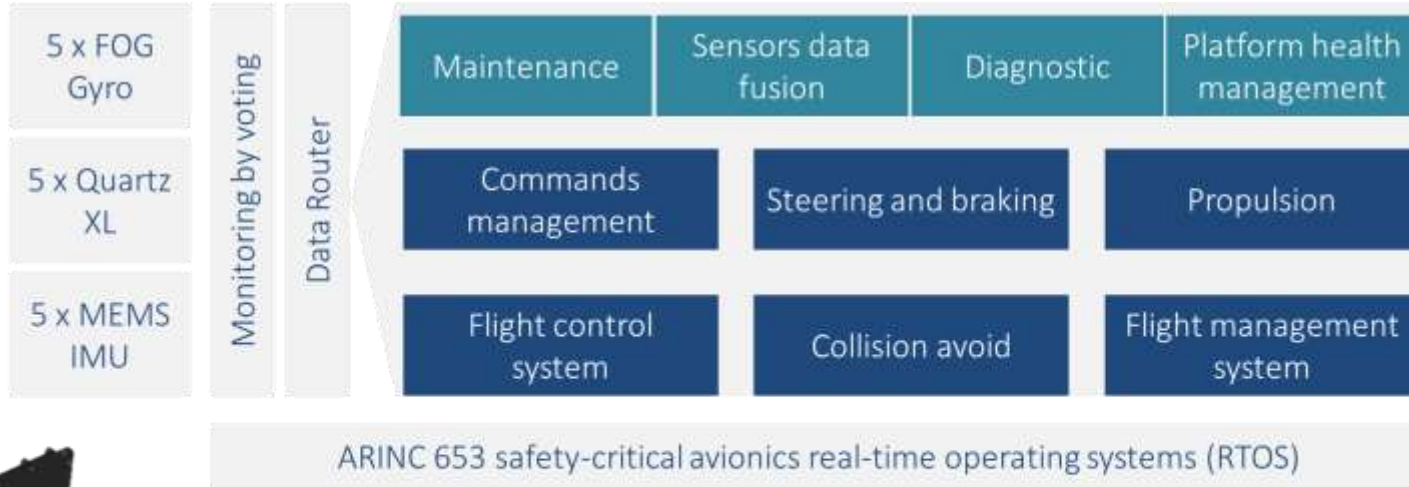
Triple Redundant Architecture

Embedded inertial sensors suitable for both Stabilization and Navigation

Open Architecture (customer programmable) on ARINC653 compliant certifiable RTOS

Cyber secure

Chip Atomic Scale Clock and Ultra tight integrated GNSS

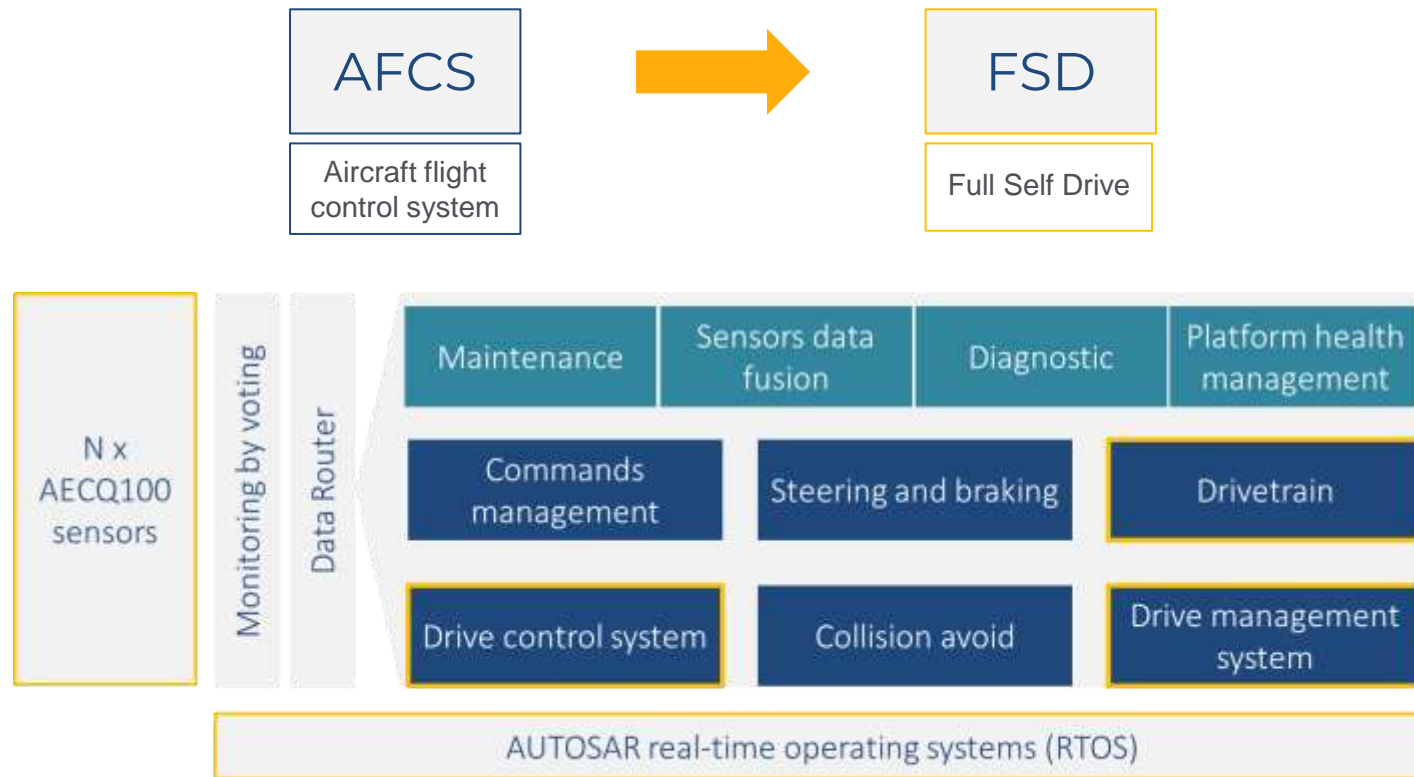


 Civitanavi proprietary embedded functions

 OEM custom functions

# Play this game...

What if “flight” is changed with “drive”?




Civitanavi proprietary embedded functions  
 OEM custom functions




# Civitanavi Systems is positioned to be part of the automotive transformation addressing the technology gap in future autonomous driving (L3, L4, L5)


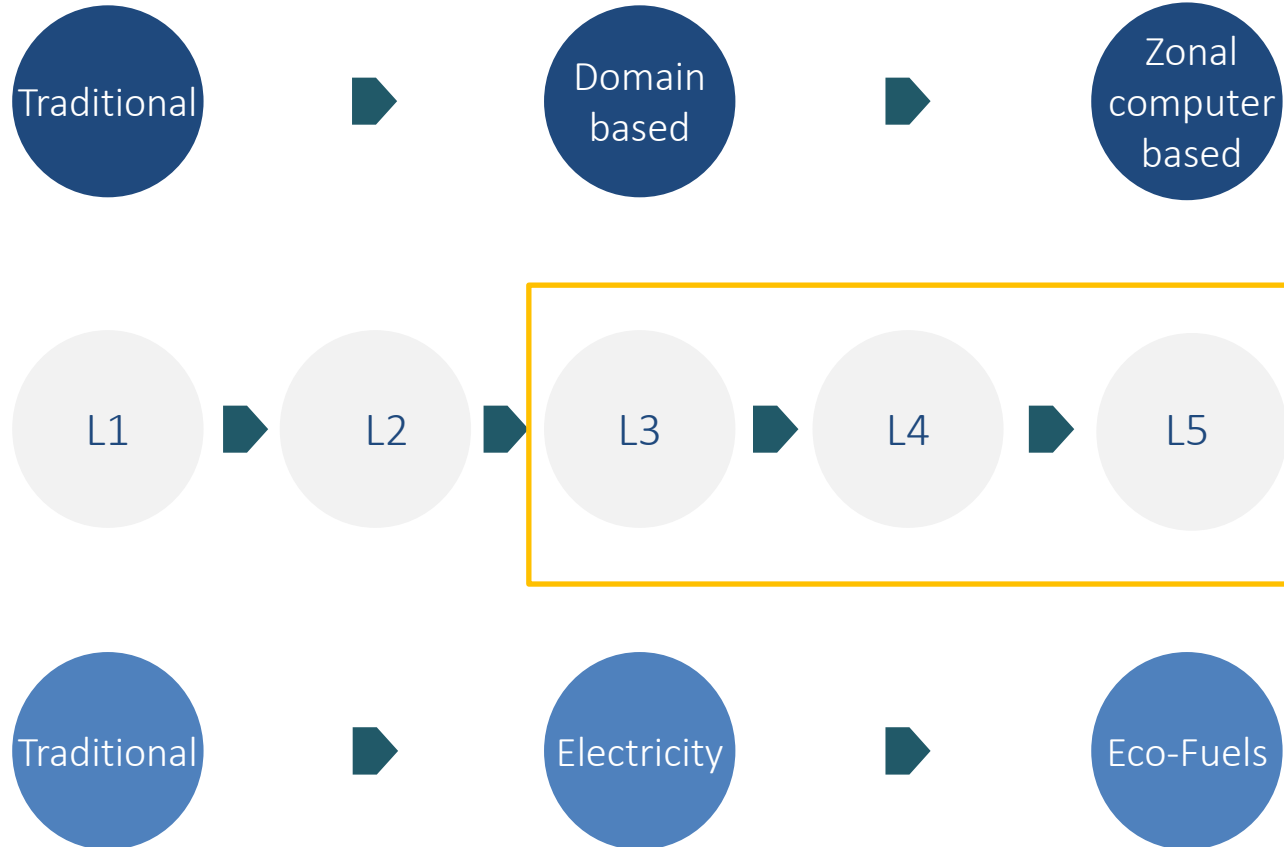
Architecture



Automation



Sustainability

**Vehicles Architecture**

- Transition from a **distributed control system**, which is a platform for automated vehicles control, to **more advanced zonal computer based control units**

**Autonomous level**

- Transition from **level 1 autonomous drive** (adaptive cruise control, emergency braking, and cross-traffic alert) to **level 5 auto pilot**

**Carbon neutrality**

- Transition from traditional **internal combustion engines** to **electrical vehicles** to **project eco-fuels based engine**

# Transformation of Road Mobility Required Increased Accuracy and Safety

## From Advanced Driver Assistance Systems (ADAS) to autonomous driving

L1

Current level of driving assistance

L2


L3

### Highway pilot



L4

### City pilot



L5

### Auto pilot

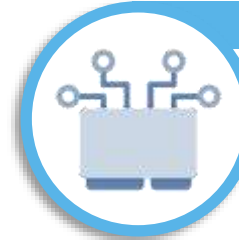


### Disruption

- Accuracy level not achievable with MEMS as is
- Civitanavi's offering and its technical knowhow can be leveraged in automotive market once increased accuracy and safety is required

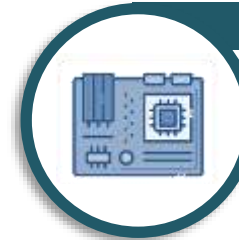
## Civitanavi Systems' vision for road vehicles

### Electronic Control Unit



- High precision positioning module manufacturing
- Inertial navigation algorithm and correction service
- ISO26262

### Design reference



- Hardware design reference and system integration service
- Inertial navigation algorithm and correction service
- ISO26262

### Ecosystem



- Consortium objective: Autonomous driving
- Expertise in design, manufacturing of key system element
- Automotive product development standards

# Agenda

---

- Key Messages 1H2023    Andrea Pizzarulli Co-founder, CEO
- Strategic approach    Andrea Pizzarulli Co-founder, CEO
- **Financial review**    **Letizia Galletti CFO, Investor Relation Director**
- Q&A
- Appendix



**Letizia Galletti**

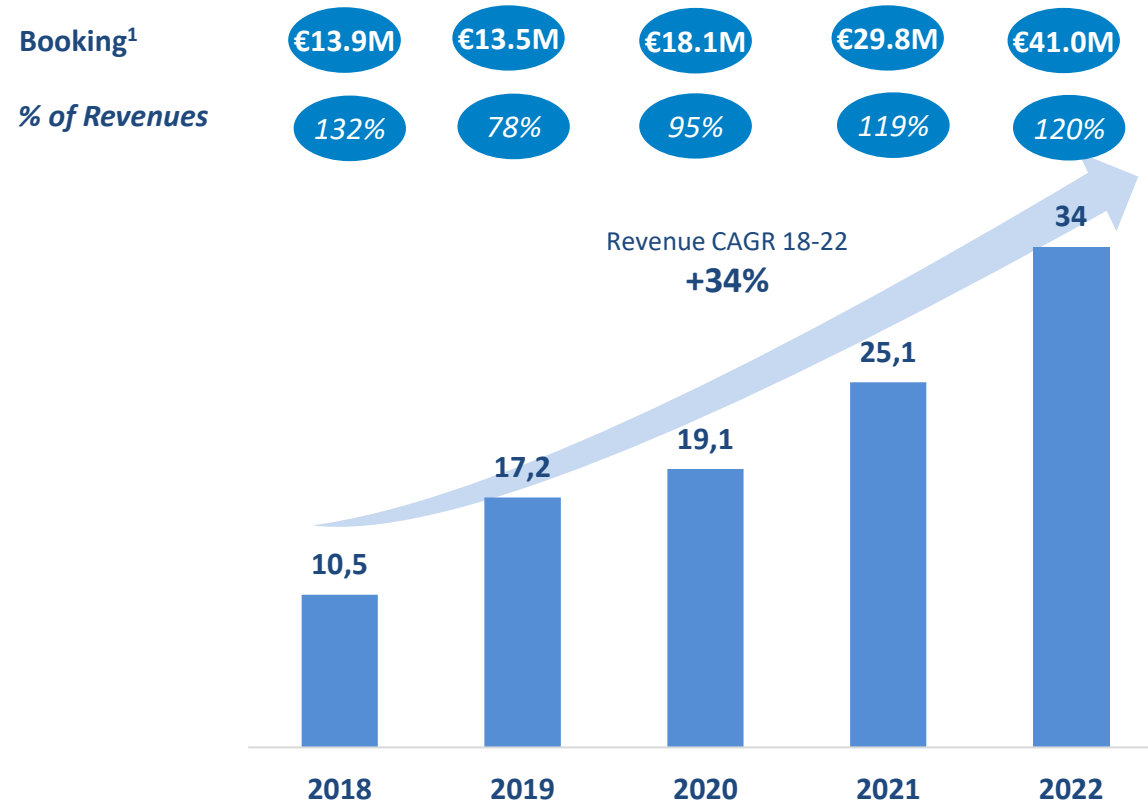
Chief Financial Officer  
Investor Relation Director

# Good 1H2023 results, delivering strong performance

- Continued strong demand for our products supports growing top line
  - Total Revenues at 21.7M€, up 60% YoY
- Strong commercial activity,
  - Backlog at 33.3M€
    - +37% vs YE2022 (34,3M€)
    - +66% vs 1H2022 (20,08M €)
  - Order intake (“Booking”) of 24.7M€ at 1H2023 (+72% YoY) with Book to Bill of 1.2x
  - 30.9M€ on September 21<sup>st</sup>, 2023
- Profitability
  - EBITDA ADJ at 4.4M€, up 12% YoY
- Cash flow trend
  - FCF at -11.0M€ vs +6.2M€ in 1H22 (net of Capital injection)
- Guidance confirmed: Total Revenue in the range 42-46M€ and Ebitda adj margin c.29%

# Strong revenue growth

Total revenue 2019-2022  
(€M)



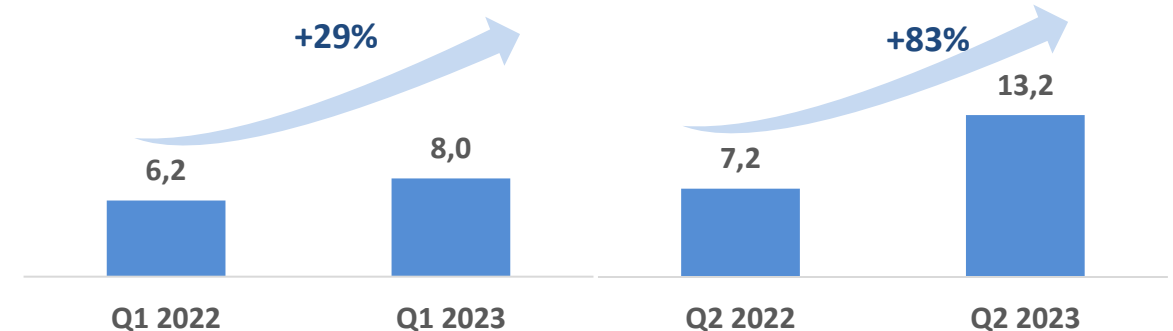
## Key Comments 2019 – 2022

- Revenues in 2022 up c.37% YOY and a good proxy of the company growth trend is the 2018-22 CAGR of c. 34%
- Strong growth in 2022 booking, driven by the Company's ability to turn opportunities into actual revenues
- Total booking 18-22 / total revenues 18-22 = 109%

## Key Comments 2023

- Operating revenue 1H2023 21.2M€ +58% of 1H2022 which was 13.4M€ with an increase in 1H2022 vs 1H2021 of +34%
- Booking 1H2023 amount to EUR 24.7M€ with book to bill 1,2 (1H2022 14.3M€)
- Booking at 21<sup>st</sup> September 2023 amount to EUR 30.9m€

## Operating Revenue Q12022 vs Q12023    Operating Revenue Q22022 vs Q22023






# Platform-agnostic technology with variety of end markets

## Aerospace and defence

### Space

Launch systems



### Land

Military vehicles



### Aeronautics

Jets, Helicopters, & eVTOLs



### Other

Naval surface, subsea, and guidance



## Industrial

### Mining, Oil & Gas

Drills, Subsea equipment



Product



IMU

30%



PETRA

5%



ARGO

10%



NAUTILUS

32%



RIG ALIGNER - DOWNHOLE

21%

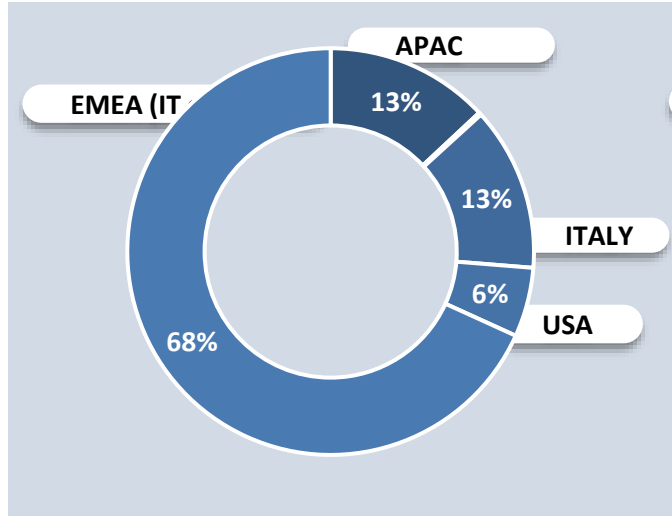
Operating  
Revenue  
1H2023

in EURO thousands	1H2023	%	1H2022	%	Var % YoY
Aeronautics	1,923	10%	3,286	27%	(41%)
Land	892	5%	794	7%	12%
Space	5,610	30%	1,904	15%	195%
Other (Naval, Submarine, Guidance)	6,013	32%	3,139	25%	92%
<b>Total Aerospace and Defence</b>	<b>14,438</b>	<b>76%</b>	<b>9,123</b>	<b>74%</b>	<b>58%</b>
<b>Industrial</b>	<b>3,952</b>	<b>21%</b>	<b>2,814</b>	<b>23%</b>	<b>40%</b>
<b>Other</b>	<b>562</b>	<b>3%</b>	<b>422</b>	<b>3%</b>	<b>33%</b>
<b>Total Operating revenues net of the change in FP/SFP inventories</b>	<b>18,952</b>	<b>100%</b>	<b>12,359</b>	<b>100%</b>	<b>53%</b>
Change in FP and SFP inventories	2,240		1,046		114%
<b>Total Operating revenues</b>	<b>21,192</b>		<b>13,404</b>		<b>58%</b>

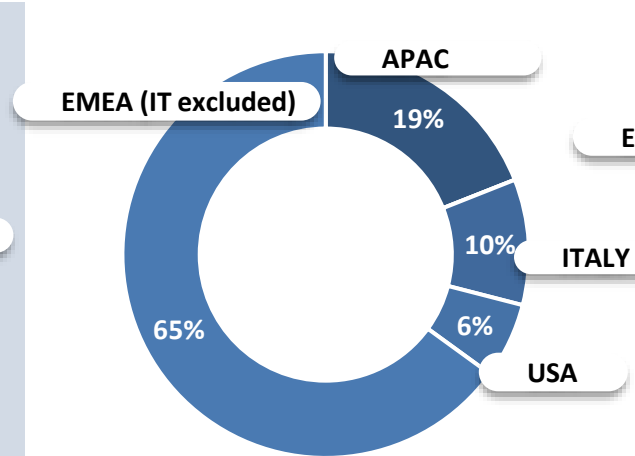
- Solid performance in all business divisions, confirming the industrial divisions after a temporary decrease in the same period from previous year

# Diverse revenue exposure by geography

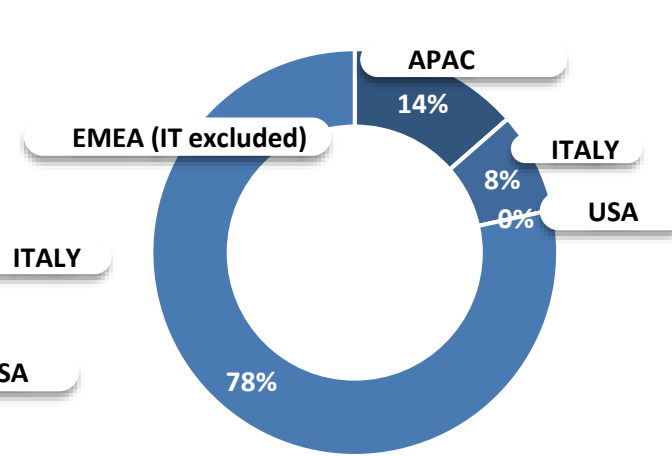
Revenue concentration 2022



Revenue concentration 1H2022



Revenue concentration 1H2023

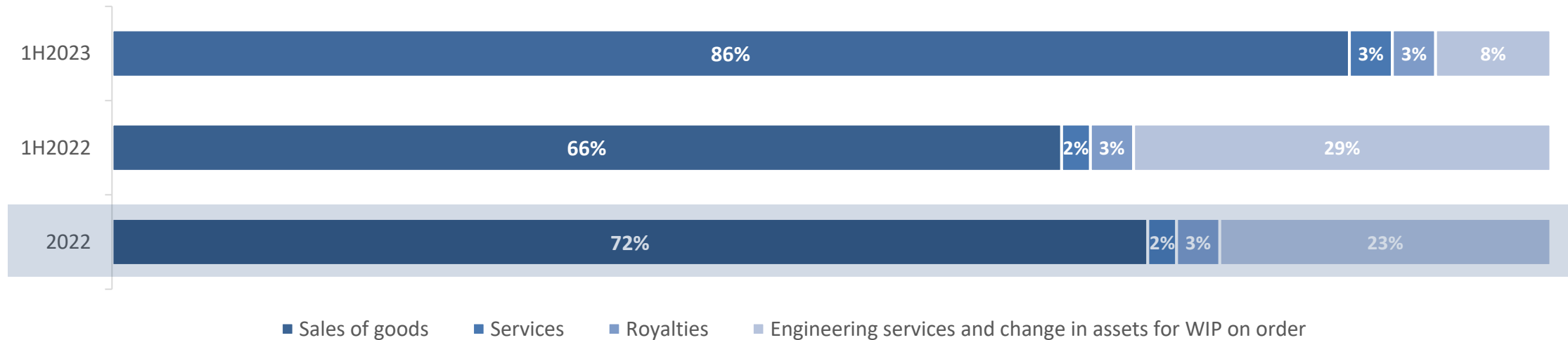


in EURO thousands	1H2023	%	1H2022	%	Var % YoY
APAC	2,564	14%	2,287	19%	12%
EMEA (Italy excluded)	14,835	78%	8,096	65%	83%
Italy	1,601	8%	1,211	10%	32%
USA	(48)	(0%)	764	6%	(106%)
Rest of the world	-	0%	-	0%	0%
<b>Total Operating revenues net of the change in FP/SFP inventories</b>	<b>18,952</b>	<b>100%</b>	<b>12,359</b>	<b>100%</b>	<b>53%</b>
Change in FP and SFP inventories	2,240		1,046		114%
<b>Total Operating revenues</b>	<b>21,192</b>		<b>13,404</b>		<b>58%</b>

- Well diversified portfolio revenue spread across different regions
- The EMEA area maintains a significant increase in both Aerospace&Defense and Industrial division

# Diverse revenue streams

## Revenue stream composition

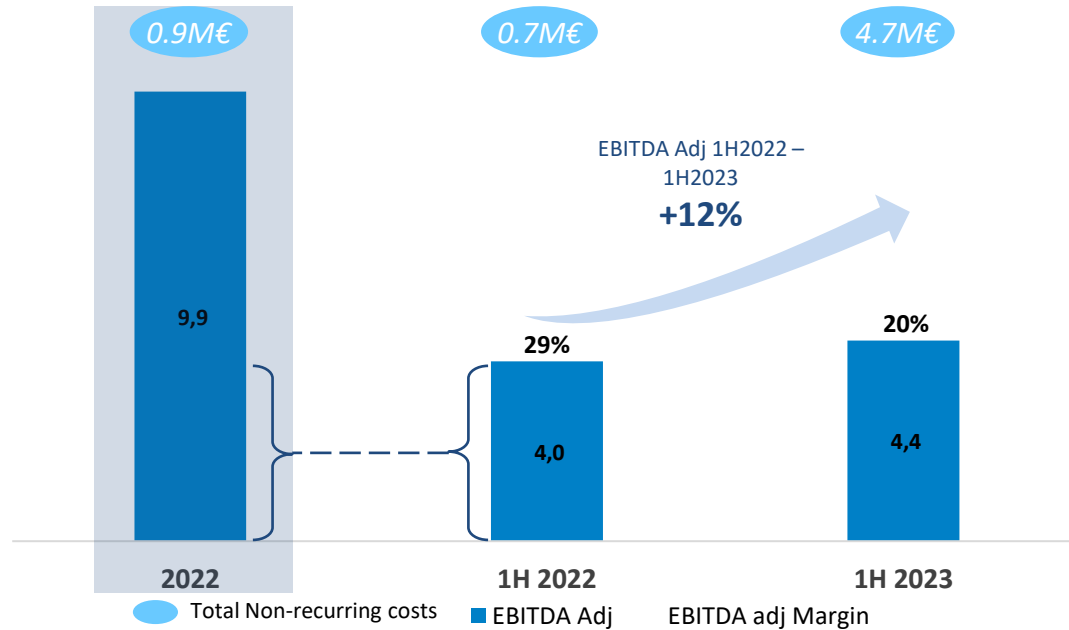


in EURO thousands	1H2023	%	1H2022	%	Var % YoY
Revenues from sale of goods	16,316	86%	8,140	66%	100%
Revenues from «Service»	512	3%	260	2%	97%
Revenues from royalties	519	3%	313	3%	66%
<i>Revenues from engineering services</i>	842		262		
<i>Change in Assets for work in progress on order</i>	764		3,383		
Revenues from engineering services and Change in Assets for work in progress on order	1,605	8%	3,645	29%	(56%)
<b>Total Operating revenues net of the change in FP/SFP inventories</b>	<b>18,952</b>	<b>100%</b>	<b>12,359</b>	<b>100%</b>	<b>53%</b>
Change in FP and SFP inventories	2,240		1,046		114%
<b>Total Operating revenues</b>	<b>21,192</b>		<b>13,404</b>		<b>58%</b>

- Excellent performance of the revenues from sale of goods (+100% vs 1H2022) mainly due to sale of navigation system kits, significant increased since 2020.
- Slowdown of the revenues from engineering services (-56% vs 1H2022): specifically, sales planning for 2023 projected a slowdown in engineering services revenues in the first half of the year and a realignment in the second half.

# Highly attractive margin profile

## EBITDA Adjusted and EBITDA margin (€M)



Adjusted EBITDA 2023 (c.29%) confirmed thanks to the composition of sales that will be realigned to the normal trend in the second half of 2023, also ensuring excellent results for the current year in terms of profitability as well as increased business volume.

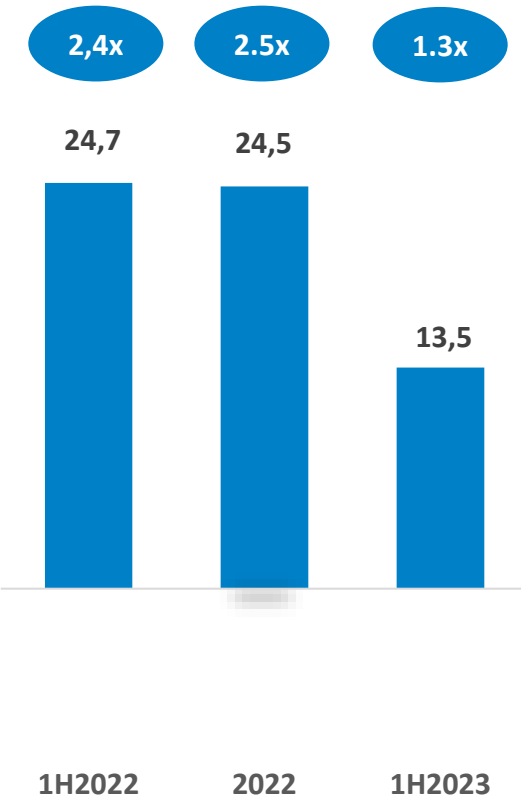
## Key Comments

- **EBITDA adjusted** 1H2023 increase to Euro 4.4M€ compared to 4.0M€ from 1H2022 confirms the good profitability of the Group;
- **EBITDA margin adjusted** 1H2023 decrease from 1H2022 mainly attributable to the effect of the sales mix:
  - negative effect on margins due to the expected slowdown in engineering services (typically high-margin revenue stream);
  - positive effects on margins on sales of *navigation system kits* (sets of components that are assembled by the customer who will pay royalties to the Group) increasing from 2022;
  - positive margin not reflected in the current interim financial statements, relating to the royalties associated with the sale of the navigation system kits (components) referred to in the previous point that will be recognized in subsequent years. Specifically, the kits sold to our customer, will result in the manufacturing and selling of units by our customer that in turn trigger a royalty payment to Civitanavi. The royalties are expected to increase due to the growing trend of sales of navigation system kits, which began in 2020, thus, a significant future profitability related to this type of sale is expected.
- **EBITDA** negative for -0.2M€, down -107% YoY, mainly due to non-recurring costs:
  - 1H2023: 4.7M€ of which 4.5M€ (\*) relating to stock option plan of the main shareholder and 229k€ other costs related to M&A;
  - 1H2022: 0.7M€ of which relating to part of the costs incurred for the listing on the Euronext Milan market and other residual costs.

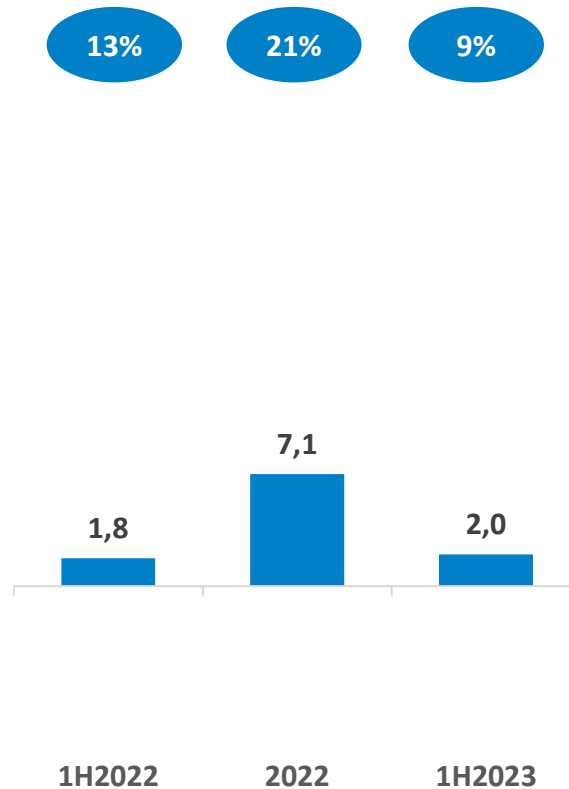
(\*) Deemed as “non-monetary” expense: (i) no financial outlay for Civitanavi, as it was financially borne by Civitanavi Systems Ltd, (ii) tax deductible for Civitanavi according to the referring accounting and fiscal principles. No increase in share capital for Civitanavi.

# Solid balance sheet and financial position

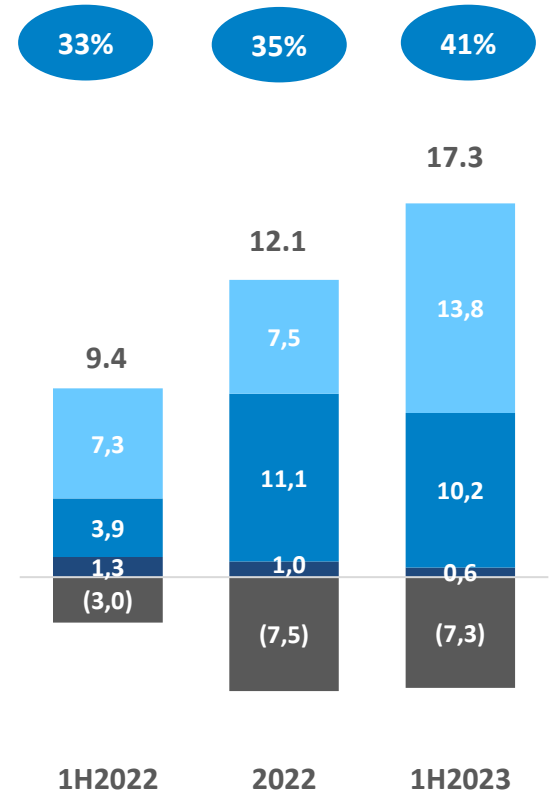
### Net Financial Position (€M)



### CAPEX (€M)



### Net Trade Working Capital (€M)



### Key Comments

- Net Financial position 1H2023** affected by absorption of Free Cash Flow for -11.0M€, vs +6.2M€, net to IPO cash collected, of 1H2022. FCF absorption mainly due to:
  - Change in NWC mainly related to change in inventory (-6.3M€) necessary to meet sales needs and deal with the "shortage" situation of electronic components;
  - Capex (-2M€) and investments: acquisition of 30% of PV Labs (-2.3M€);
  - Dividend payment (-4.0M€).
- Capex:** *Tangible fixed assets* (0.8M€) for machinery and instruments for production area. *Intangible assets*, (1.2M€), mainly related to the development internal activities;
- NTWC** of 1H2023 has absorbed cash for -5.3M€ mainly related to (i) increase of inventory (-6.3M€) (ii) the decrease of trade receivables (+0.8M€) and Assets for work in progress on order net to advance payments (+0.4M€); (iii) the decrease of trade payables (-0.2M€).

■ NFP      ● NFP / Ebitda Adj LTM

■ CAPEX      ● CAPEX / Total revenue

■ Change in WIP assets and Advance payments - net  
 ■ Receivables    ■ Inventory    ■ Payables  
 ● NWC / Total revenue LTM



# Agenda

---

- Key Messages 1H2023    Andrea Pizzarulli Co-founder, CEO
- Strategic approach    Andrea Pizzarulli Co-founder, CEO
- Financial review        Letizia Galletti CFO, Investor Relation Director
- **Q&A**
- Appendix

# Q&A

---

# Q&A



# Appendix

---

# Appendix

# Condensed Statement of Financial Situation

<i>(In Euro)</i>	As at 30 June 2023	As at 31 December 2022
<b>ASSETS</b>		
<b>Non-current assets</b>		
Intangible assets	3,552,130	2,444,787
Right-of-use assets	1,032,123	707,371
Tangible assets	7,075,449	6,748,653
Investments in subsidiaries and other financial assets	2,158,934	61,665
Deferred tax assets	2,559,202	2,522,166
<b>Total non-current assets</b>	<b>16,377,838</b>	<b>12,484,641</b>
<b>Current assets</b>		
Inventories	13,812,583	7,529,428
Trade receivables	10,193,107	11,051,575
Assets for work in progress on order	23,922,152	23,158,643
Other receivables and current assets	4,568,766	3,838,306
Current financial assets	820,614	654,324
Cash and cash equivalent	14,932,187	25,921,022
<b>Total current assets</b>	<b>68,249,409</b>	<b>72,153,297</b>
<b>TOTAL ASSETS</b>	<b>84,627,247</b>	<b>84,637,938</b>

<i>(In Euro)</i>	As at 30 June 2023	As at 31 December 2022
Share capital	4,244,000	4,244,000
Reserves	43,228,151	35,490,594
Net result	(973,610)	6,974,949
<b>Total Net Equity</b>	<b>46,498,540</b>	<b>46,709,543</b>
<b>Non-current liabilities</b>		
Non-current financial liabilities	893,782	923,523
Non-current <i>lease</i> liabilities	983,935	708,323
Deferred tax liabilities	27,462	52,632
Defined benefit schemes	950,312	822,367
Provisions for risks and charges	0	0
<b>Total non-current liabilities</b>	<b>2,855,491</b>	<b>2,506,845</b>
<b>Current liabilities</b>		
Current financial liabilities	190,432	271,406
Current <i>lease</i> liabilities	207,845	149,854
Trade payables	7,314,215	7,515,577
Advance payment on assets for work in progress	23,286,533	22,128,827
Tax payables	273,544	243,625
Other current payables and liabilities	4,000,646	5,112,261
<b>Total current liabilities</b>	<b>35,273,215</b>	<b>35,421,550</b>
<b>TOTAL LIABILITIES AND NET EQUITY</b>	<b>84,627,247</b>	<b>84,637,938</b>

# Condensed Income Statement

<i>(In Euro)</i>	Period ended on 30 June 2023	Period ended on 30 June 2022
Operating revenues	21,191,678	13,404,102
Other revenues and income	553,874	154,610
<b>Total Revenues</b>	<b>21,745,553</b>	<b>13,558,712</b>
Raw material costs and change in inventories	10,828,499	4,846,019
Personnel costs	7,709,234	2,585,883
Services costs	3,245,411	2,704,327
Other operating costs	201,160	97,725
Write-downs of net financial assets	32,989	19,930
Amortisation and depreciation and write-downs	668,789	438,189
<b>Operating profit</b>	<b>(940,529)</b>	<b>2,866,640</b>
Financial income	452,512	219,941
Financial expenses	(380,359)	(240,135)
Share of profit/(loss) of equity-accounted associates	(172,366)	0
<b>Profit before tax</b>	<b>(1,040,741)</b>	<b>2,846,446</b>
Income taxes	67,131	(812,629)
<b>Net result</b>	<b>(973,610)</b>	<b>2,033,817</b>
<b>Basic earnings per share</b>	<b>(0,03)</b>	<b>0.07</b>
<b>Diluted earnings per share</b>	<b>(0.03)</b>	<b>0.07</b>

# Statement of comprehensive income

<i>(In Euro)</i>	Period ended on 30 June 2023	Period ended on 30 June 2022
<b>Net result</b>	<b>(973,610)</b>	<b>2,033,817</b>
<b>Other comprehensive gains/(losses) that will subsequently be reclassified in the profit/(loss) for the period:</b>		
Profit/(loss) on the effective portion of cash flow hedge instruments	63,557	(117,014)
Translation differences	(925)	0
Current portion of "Other comprehensive income (expense)", equity-accounted associates	11,461	0
<b>Total other components of the comprehensive income statement</b>	<b>74,093</b>	<b>(117,014)</b>
<b>Other components of the comprehensive income statement that will not be reclassified in the income statement of subsequent financial years</b>		
Actuarial profits (losses) for defined benefit schemes	(30,470)	168,580
<b>Total other components of the comprehensive income statement</b>	<b>(30,470)</b>	<b>168,580</b>
<b>Comprehensive net result</b>	<b>(929,987)</b>	<b>2,085,383</b>

# Statement of changes in equity

(In Euro)	Share capital	Reserves											Net result	Total net equity	
		Legal reserve	Share premium reserve	Extraordi-nary reserve	Reserve for own shares	Stock option reserve under Ltd plan	Other reserves	EU-IFRS first-time adoption reserve	Cash flow hedge instruments reserve	Actuarial profit and loss reserve	Retained earnings (losses)	Translation reserve			Retained earnings of consolidation
<b>As at 1 January 2022</b>	<b>500,000</b>	<b>100,000</b>	<b>0</b>	<b>10,454,616</b>	<b>0</b>	<b>0</b>	<b>0</b>	<b>(32,454)</b>	<b>(19,692)</b>	<b>(91,561)</b>	<b>2,513,883</b>	<b>0</b>	<b>0</b>	<b>4,878,619</b>	<b>18,303,411</b>
Net result														2,033,817	2,033,817
Total other components of the comprehensive income statement									(117,014)	168,580					51,566
<i>Comprehensive net result</i>	<i>0</i>	<i>0</i>	<i>0</i>	<i>0</i>	<i>0</i>	<i>0</i>	<i>0</i>	<i>0</i>	<i>(117,014)</i>	<i>168,580</i>	<i>0</i>	<i>0</i>	<i>0</i>	<i>2,033,817</i>	<b>2,085,383</b>
Allocation of the net profit of the previous year		243,931		4,634,688										(4,878,619)	0
Capital Increase	3,744,000		19,296,000												23,040,000
IPO costs net fiscal effect			(1,730,772)												(1,730,772)
<b>As at 30 June 2022</b>	<b>4,244,000</b>	<b>343,931</b>	<b>17,565,228</b>	<b>15,089,303</b>	<b>0</b>	<b>0</b>	<b>0</b>	<b>(32,454)</b>	<b>(136,707)</b>	<b>77,019</b>	<b>2,513,883</b>	<b>2,513,883</b>	<b>2,513,883</b>	<b>2,033,817</b>	<b>41,698,020</b>
<b>As at 1 January 2023</b>	<b>4,244,000</b>	<b>343,931</b>	<b>17,565,228</b>	<b>15,089,303</b>	<b>0</b>	<b>0</b>	<b>0</b>	<b>(32,454)</b>	<b>(80,668)</b>	<b>91,371</b>	<b>2,513,883</b>	<b>0</b>	<b>0</b>	<b>6,974,949</b>	<b>46,709,543</b>
Net result														(973,610)	(973,610)
Total other components of the comprehensive income statement									63,557	(30,470)		10,537		0	43,623
<i>Comprehensive net result</i>	<i>0</i>	<i>0</i>	<i>0</i>	<i>0</i>	<i>0</i>	<i>0</i>	<i>0</i>	<i>0</i>	<i>63,557</i>	<i>(30,470)</i>	<i>0</i>	<i>10,537</i>	<i>0</i>	<i>(973,610)</i>	<i>(929,987)</i>
Allocation of the net profit of the previous year		348,747		2,551,241			76,161							(2,976,149)	0
Other movements			341,455		(9,972)	4,450,499								(64,198)	4,717,785
Dividends distributed														(3,998,800)	(3,998,800)
<b>As at 30 June 2023</b>	<b>4,244,000</b>	<b>692,678</b>	<b>17,906,682</b>	<b>17,640,545</b>	<b>(9,972)</b>	<b>4,450,499</b>	<b>76,161</b>	<b>(32,454)</b>	<b>(17,112)</b>	<b>60,900</b>	<b>2,513,883</b>	<b>10,537</b>	<b>(64,198)</b>	<b>(973,610)</b>	<b>46,498,540</b>

# Cash Flow Statement

<i>in Euro</i>	Period ended on 30 June 2023	Period ended on 30 June 2022
<b>Net Result</b>	<b>(973,610)</b>	<b>2,033,817</b>
- Adjustments for:		
Income tax	(67,131)	812,629
Amortisation/depreciation	668,789	438,189
Financial expenses / (income)	(72,154)	20,194
Other non-monetary changes	4,930,760	(817,273)
<b>Cash flow generated / (absorbed) by operating activities before changes in the net working capital</b>	<b>4,486,778</b>	<b>2,487,556</b>
Change in inventories	(6,283,156)	(1,707,213)
Change in trade receivables	825,479	5,752,427
Change in Assets for work in progress on order and Advance payments on work in progress	394,197	1,398,188
Change in trade payables	(201,363)	(343,154)
Change in other assets and liabilities	(1,812,156)	1,190,111
<b>Cash flow generated / (absorbed) by operating activity</b>	<b>(2,590,221)</b>	<b>8,777,915</b>
Change in provisions for risks and Defined benefit schemes	(23,729)	(8,851)
Tax paid	0	(792,308)
<b>Net cash flow generated / (absorbed) by operating activity (A)</b>	<b>(2,613,949)</b>	<b>7,976,756</b>
Investments/Disposals in fixed assets	(758,921)	(1,005,363)
Investments/Disposals in intangible assets	(1,244,894)	(754,077)
Investments and other financial assets	(2,269,838)	0
<b>Net cash flow generated / (absorbed) by investment activity (B)</b>	<b>(4,273,654)</b>	<b>(1,759,440)</b>
Loans repayment	(66,329)	(2,477,534)
Change in current financial liabilities	(39,978)	0
Payments of capital and share premium reserve	341,455	21,309,228
Dividends paid	(3,998,800)	
Buyback of company shares	(9,972)	
Repayment of lease liabilities	(89,658)	(73,736)
Financial expenses paid	(353,043)	(102,243)
Financial income collected	281,382	182,540
Financial assets	(166,290)	680,769
<b>Net cash flow generated/(absorbed) by financial activity (C)</b>	<b>(4,101,232)</b>	<b>19,519,023</b>
<b>Total change in cash and cash equivalents (A)+(B)+(C)</b>	<b>(10,988,836)</b>	<b>25,736,339</b>
<b>Cash and cash equivalent at the beginning of the period</b>	<b>25,921,022</b>	<b>1,719,184</b>
Total change in cash and cash equivalents	(10,988,835)	25,736,339
<b>Cash and cash equivalents at the end of the period</b>	<b>14,932,187</b>	<b>27,455,523</b>

# Free Cash Flow

<i>in Euro thousands</i>	as at 30/06/2023	as at 30/06/2022
<b>Result before tax</b>	<b>(1,041)</b>	<b>2,846</b>
Amortisation and depreciation and write-downs	669	438
Other non-monetary changes	4,859	(797)
<b>Operating Cash Flow</b>	<b>4,487</b>	<b>2,488</b>
Change in inventories	(6,283)	(1,707)
Change in trade receivables	825	5,752
Change in Assets for work in progress on order and Advance payments on work in progress	394	1,398
Change in trade payables	(201)	(343)
Change in other assets and liabilities	(1,836)	389
<b>Change in Working Capital</b>	<b>(7,101)</b>	<b>5,489</b>
Net (investments) in tangible fixed assets	(759)	(1,005)
Right-of-use (*)	(419)	(14)
Net (investments) in intangible fixed assets	(1,245)	(754)
Net change in other non-current assets	(2,270)	0
Net change in other non-current liabilities	(72)	80
<b>Total non-current assets/liabilities</b>	<b>(4,764)</b>	<b>(1,693)</b>
<b>Changes in Equity capital</b>	<b>(3,667)</b>	<b>21,309</b>
<b>FREE CASH FLOW</b>	<b>(11,045)</b>	<b>27,593</b>
<b>Initial net financial position</b>	<b>(24,522)</b>	<b>(2,853)</b>
Cash flow for the period	(11,045)	27,593
<b>Final net financial position</b>	<b>(13,477)</b>	<b>24,740</b>

# THANK YOU

The information contained in this document is Civitanavi Systems S.p.A. proprietary and is disclosed in confidence. It is the property of Civitanavi Systems S.p.A. and shall not be used, disclosed to others or reproduced, without the express written consent of Civitanavi Systems S.p.A.

## CONTACTS

LETIZIA GALLETTI

Investor Relation Director

+39 0733 773648

[Investorrelations@civitanavi.com](mailto:Investorrelations@civitanavi.com)



# Disclaimer

Publisher  
Civitanavi Systems SpA  
Via del Progresso 5  
63827 Pedaso (FM)  
Italy  
Internet: <https://www.civitanavi.com/>

For the purposes of this disclaimer, this presentation (the "Presentation") comprises the attached slides, the speeches made by the presenter(s), the question and answer session and any materials distributed at, or in connection with, the Presentation.

THIS PRESENTATION AND ANY OTHER INFORMATION DISCUSSED AT THE PRESENTATION IS BEING PROVIDED TO YOU SOLELY FOR YOUR INFORMATION. THIS PRESENTATION, WHICH HAS BEEN PREPARED BY CIVITANAVI SYSTEMS S.p.A. (THE "COMPANY"), IS PRELIMINARY IN NATURE AND IS SUBJECT TO UPDATING, REVISION AND AMENDMENT. THIS PRESENTATION MAY NOT BE REPRODUCED IN ANY FORM, FURTHER DISTRIBUTED OR PASSED ON, DIRECTLY OR INDIRECTLY, TO ANY OTHER PERSON, OR PUBLISHED, IN WHOLE OR IN PART, FOR ANY PURPOSE. ANY FAILURE TO COMPLY WITH THESE RESTRICTIONS MAY CONSTITUTE A VIOLATION OF APPLICABLE LAWS AND VIOLATE THE COMPANY'S RIGHTS..

This Presentation is being made available to a limited number of recipients solely for the purpose of introducing the Company. This Presentation is preliminary in nature and does not, and is not intended to, constitute or form part of, and should not be construed as, an offer to sell, or a solicitation of an offer to purchase, subscribe for or otherwise acquire, any securities of the Company, nor shall it or any part of it form the basis of or be relied upon in connection with or act as any inducement or recommendation to enter into any contract or commitment or investment decision whatsoever.

This presentation is not a prospectus for the purposes of applicable laws and regulations and it has not been approved by any authority.

To the extent applicable, the industry, competitive position and market data contained in this Presentation comes from official or third-party sources. Third party industry publications, studies and surveys generally state that the data contained therein have been obtained from sources believed to be reliable, but that there is no guarantee of the accuracy or completeness of such data. While the Company reasonably believes that each of these publications, studies and surveys has been prepared by a reputable source the Company has not independently verified the data contained therein. In addition, certain of the industry, competitive and market data contained in this Presentation come from the Company's own internal research and estimates based on the knowledge and experience of the Company's management in the market in which the Company operates. While the Company reasonably believes that such research and estimates are reasonable and reliable, they, and their underlying methodology and assumptions, have not been verified by any independent source for accuracy or completeness and are subject to change without notice. Accordingly, undue reliance should not be placed on any of the industry or market data contained in this Presentation.

Certain information in this Presentation is based on management estimates. Such estimates have been made in good faith and represent the current beliefs of relevant members of management. Those management members believe that such estimates are founded on reasonable grounds. However, by their nature, estimates may not be correct or complete. Accordingly, no representation or warranty (express or implied) is given that such estimates are correct or complete.

Neither the Company nor any of their direct or indirect shareholders, partners, directors, officers, employees, agents, other representatives, consultants, legal counsel, accountants, financial or other advisors, auditors, , subsidiaries or other affiliates or any other person acting on behalf of the Company (collectively, the "Representatives") makes any representation or warranty, expressed or implied, as to the truthfulness, fairness, quality, accuracy, relevance, completeness or sufficiency for any purpose whatsoever of any information contained in this Presentation. By attending or otherwise accessing this Presentation, you acknowledge and agree not to be entitled to rely on the fairness, quality, accuracy, relevance, completeness or sufficiency for any purpose whatsoever of the information contained herein (or whether any information has been omitted from the presentation) and that the Company will have any liability relating to, or resulting from, this Presentation, its inaccuracy or incompleteness, or the use of, or reliance upon, this Presentation.

Neither the Company nor any of its hare holders, financial or other advisors mandated by the Company, nor any other manager, their respective subsidiaries, affiliates or associated companies, or any of such person's respective directors, officers, employees, agents, affiliates or advisers: (i) accepts any liability whatsoever arising directly or indirectly from the use of this Presentation and/or (ii) undertakes any obligation to update the Company's view of such risks and uncertainties or to publicly announce the result of any revision to the forward-looking statements made herein, except where it would be required to do so under applicable law. No reliance may be or should be placed by any person for any purposes whatsoever on the forward-looking statements contained in this Presentation.

By reading, attending or otherwise accessing the Presentation, you acknowledge and agree that you will be solely responsible for your own independent evaluation and assessment of the Company and of the information contained in this Presentation and will rely solely on your own judgment and that of your qualified advisors in evaluating the Company and in determining the desirability of the possible acquisition of an interest in the Company. Recipients should not construe the contents of this Presentation as legal, tax, regulatory, financial or accounting advice and are urged to consult with their own advisers in relation to such matters.

This Presentation may include statements that are, or may be deemed to be, forward-looking statements. Forward-looking statements typically use terms such as "believes", "projects", "anticipates", "expects", "intends", "plans", "may", "will", "would", "could" or "should" or similar terminology. Any forward-looking statements in this Presentation are based on the Company's current expectations and, by their nature, forward-looking statements are subject to a number of risks and uncertainties, many of which are beyond the Company's control, that could cause the Company's actual results and performance to differ materially from any expected future results or performance expressed or implied by any forward-looking statements. Statements contained in this Presentation regarding past trends or activities should not be taken as a representation that such trends or activities will continue in the future. You are cautioned not to place undue reliance on the forward-looking statements contained herein, which are made only as of the date of this Presentation. Except where otherwise indicated, this Presentation speaks as of the date hereof and the information and opinions contained in this Presentation are subject to change without notice and do not purport to contain all information that may be required to evaluate the Company. The information in this Presentation is in preliminary form and has not been independently verified. The Company, and its Representatives undertake no obligation to provide the recipients with access to any additional information or to update or revise this Presentation or to correct any inaccuracies or omissions contained herein that may become apparent. To the fullest extent permissible by law, such persons disclaim all and any responsibility or liability, whether arising in tort, contract or otherwise, which they might otherwise have in respect of this Presentation. Recipients should not construe the contents of this Presentation as legal, tax, regulatory, financial or accounting advice and are urged to consult with their own advisers in relation to such matters.

This Presentation may include projections. Any projection or forecast in this document is based on estimates and assumptions, described in this document, about future events and, as a consequence, is subject to a significant economic and competitive uncertainty and other contingencies, none of which can be predicted with any certainty and some of which are beyond the Company's control. Each recipient of this document should be aware that these projections do not constitute a forecast or prediction of actual results and there can be no assurance that the projected results will be realized or achieved, and actual results may be higher or lower than those indicated, None of the Company nor any of their respective security-holders, directors, officers, employees, advisors or affiliates, or any representative or affiliates, assumes responsibility for the accuracy of the projection presented herein.