

Informazione Regolamentata n. 0116-81-2023	Data/Ora Inizio Diffusione 23 Ottobre 2023 17:45:56	Euronext Milan
---	--	-----------------------

Societa' : ENEL

Identificativo : 182498

Informazione
Regolamentata

Nome utilizzatore : ENELN07 - Giannetti

Tipologia : REGEM

Data/Ora Ricezione : 23 Ottobre 2023 17:45:55

Data/Ora Inizio
Diffusione : 23 Ottobre 2023 17:45:56

Oggetto : Enel pubblica il Report sui dati operativi di Gruppo del terzo trimestre e dei primi nove mesi 2023

Testo del comunicato

Vedi allegato.



COMUNICATO STAMPA

Global News Media

T +39 06 8305 5699
ufficiostampa@enel.com
gnm@enel.com
enel.com

Investor Relations

T +39 06 8305 7975
investor.relations@enel.com
enel.com

ENEL PUBBLICA IL REPORT SUI DATI OPERATIVI DI GRUPPO DEL TERZO TRIMESTRE E DEI PRIMI NOVE MESI 2023

Roma, 23 ottobre 2023 – Enel S.p.A. (“Enel”) ha pubblicato il “*Quarterly Bulletin*” (“*Report*”) contenente i dati operativi del Gruppo del terzo trimestre e dei primi nove mesi 2023.

Il *Report*, pubblicato in anticipo rispetto all’approvazione da parte del Consiglio di Amministrazione di Enel e alla divulgazione dei dati economico-finanziari contenuti nei documenti contabili periodici, si pone l’obiettivo di rafforzare ulteriormente la trasparenza del Gruppo nei confronti della comunità finanziaria, in linea con le *best practice* dei mercati più evoluti.

Il *Report*, allegato al presente comunicato stampa, è a disposizione del pubblico presso la sede sociale, sul sito internet di Enel (www.enel.com), e – unitamente al presente comunicato – presso il meccanismo di stoccaggio autorizzato “eMarket Storage” (www.emarketstorage.com).

9M 2023

Quarterly Bulletin



Quarterly bulletin

Operating data 9M 2023



Index

1. Enel Green Power & Conventional Generation



2. Grids



3. Enel X Global Retail



4. Disclaimer

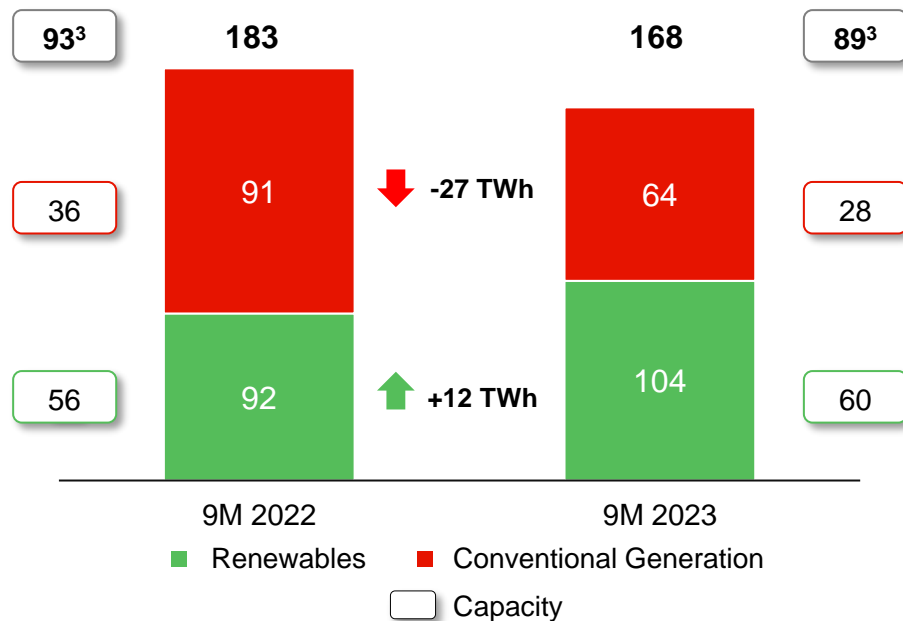




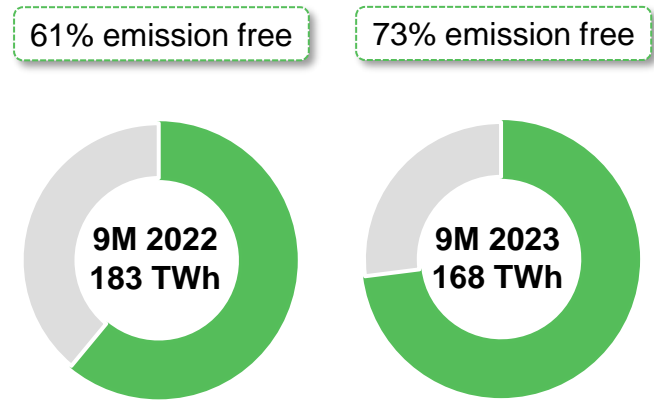
Enel Green Power & Conventional Generation

Operating data 9M 2023¹

Production evolution (TWh) and installed capacity (GW)



Emission free share of production²



1. Rounded figures. Includes capacity and production from renewable managed assets. 2023 figures after the disposal of Enel Russia, Fortaleza (Brazil), Costanera and Dock Sud (Argentina).
 2. Considers nuclear + renewable (consolidated & managed).
 3. It includes BESS Capacity (0.7 GW for 9M 2022 and 0.8 GW for 9M 2023)



Enel Green Power & Conventional Generation

Installed capacity & production at Group level¹

Installed capacity (MW)

Group	9M 2023	% Weight	9M 2022	% Weight	Δ yoy	2023 Add. Cap.
Hydro	28,360	34.2%	28,355	32.3%	0%	4
Wind	16,374	19.8%	14,635	16.7%	11.9%	807
Solar & Others	9,156	11.0%	7,656	8.7%	19.6%	926
Geothermal	931	1.1%	917	1.0%	1.5%	-
Total Renewables	54,821	66.1%	51,563	58.7%	6.3%	1,737
Nuclear	3,328	4.0%	3,328	3.8%	0%	-
Coal	6,590	8.0%	6,590	7.5%	0%	-
CCGT	11,983	14.5%	14,720	16.7%	-18.6%	65
Oil & Gas	6,157	7.4%	11,694	13.3%	-47.3%	135
Total Conventional Generation	28,058	33.9%	36,333	41.3%	-22.8%	200
Total consolidated capacity	82,879	100%	87,896	100%	-5.7%	1,937
Managed capacity	5,274		4,057		30.0%	
Bess capacity	770		685		12.4%	
Total installed capacity	88,924		92,638		-4.0%	

Production (GWh)

Group	9M 2023	% Weight	9M 2022	% Weight	Δ yoy	Quarter prod.
Hydro	45,130	28.5%	37,975	21.8%	18.8%	17,150
Wind	32,965	20.8%	32,394	18.6%	1.8%	10,440
Solar & Others	11,440	7.2%	8,559	4.9%	33.7%	4,460
Geothermal	4,452	2.8%	4,578	2.6%	-2.8%	1,478
Total Renewables	93,986	59.4%	83,506	47.9%	12.6%	33,527
Nuclear	19,357	12.2%	20,424	11.7%	-5.2%	6,916
Coal	9,545	6.0%	14,980	8.6%	-36.3%	2,663
CCGT	28,913	18.3%	42,744	24.5%	-32.4%	10,879
Oil & Gas	6,460	4.1%	12,602	7.2%	-48.7%	2,276
Total Conventional Generation	64,274	40.6%	90,750	52.1%	-29.2%	22,734
Total consolidated production	158,261	100%	174,256	100%	-9.2%	56,261
Managed production	9,941		8,405		18.3%	
Total production	168,201		182,661		-7.9%	

1. 2023 figures after the disposal of Enel Russia, Fortaleza (Brazil), Costanera and Dock Sud (Argentina).



Enel Green Power & Conventional Generation

Consolidated capacity & production – Italy

Installed capacity (MW)

Italy	9M 2023	% Weight	9M 2022	% Weight	Δ yoy	2023 Add. Cap.
Hydro	12,997	49.3%	12,995	49.6%	0.0%	2
Wind	861	3.3%	825	3.1%	4.4%	-
Solar & Others	54	0.2%	29	0.1%	89.0%	4
Geothermal	776	2.9%	776	3.0%	0.0%	-
Total Renewables	14,688	55.7%	14,625	55.8%	0.4%	5
Coal	4,720	17.9%	4,720	18.0%	0.0%	-
CCGT	4,607	17.5%	4,596	17.5%	0.2%	11
Oil & Gas	2,354	8.9%	2,253	8.6%	4.5%	101
Total Conventional Generation	11,681	44.3%	11,569	44.2%	1.0%	112
Total	26,369	100%	26,194	100%	0.7%	117

Production (GWh)

Italy	9M 2023	% Weight	9M 2022	% Weight	Δ yoy	Quarter prod.
Hydro	11,521	34.5%	8,842	24.5%	30.3%	4,225
Wind	966	2.9%	954	2.6%	1.3%	285
Solar & Others	72	0.2%	52	0.1%	38.3%	26
Geothermal	3,953	11.8%	4,057	11.2%	-2.6%	1,321
Total Renewables	16,512	49.5%	13,905	38.4%	18.7%	5,857
Coal	8,408	25.2%	12,764	35.3%	-34.1%	2,068
CCGT	8,362	25.1%	9,342	25.8%	-10.5%	3,817
Oil & Gas	95	0.3%	152	0.4%	-37.9%	69
Total Conventional Generation	16,864	50.5%	22,259	61.6%	-24.2%	5,953
Total	33,375	100%	36,163	100%	-7.7%	11,811



Enel Green Power & Conventional Generation

Consolidated capacity & production – Iberia

Installed capacity (MW)

Iberia	9M 2023	% Weight	9M 2022	% Weight	Δ yoy	2023 Add. Cap.
Hydro	4,746	21.5%	4,746	22.3%	0%	-
Wind	2,882	13.1%	2,602	12.2%	10.8%	-
Solar & Others	1,665	7.6%	1,197	5.6%	39.1%	-
Total Renewables	9,293	42.2%	8,545	40.1%	8.8%	-
Nuclear	3,328	15.1%	3,328	15.6%	0.0%	-
Coal	1,644	7.5%	1,644	7.7%	0.0%	-
CCGT	5,445	24.7%	5,445	25.6%	0.0%	-
Oil & Gas	2,333	10.6%	2,333	11.0%	0.0%	-
Total Conventional Generation	12,751	57.8%	12,751	59.9%	0.0%	-
Total	22,044	100%	21,296	100%	3.5%	-

Production (GWh)

Iberia	9M 2023	% Weight	9M 2022	% Weight	Δ yoy	Quarter prod.
Hydro	3,488	7.6%	3,409	6.9%	2.3%	861
Wind	4,388	9.5%	3,991	8.1%	10.0%	1,081
Solar & Others	2,283	5.0%	1,526	3.1%	49.6%	925
Total Renewables	10,159	22.1%	8,925	18.1%	13.8%	2,868
Nuclear	19,357	42.1%	20,424	41.4%	-5.2%	6,916
Coal	718	1.6%	769	1.6%	-6.6%	407
CCGT	12,366	26.9%	15,867	32.2%	-22.1%	5,024
Oil & Gas	3,382	7.4%	3,339	6.8%	1.3%	1,278
Total Conventional Generation	35,824	77.9%	40,398	81.9%	-11.3%	13,625
Total	45,982	100%	49,324	100.0%	-6.8%	16,493



Enel Green Power & Conventional Generation

Consolidated capacity & production – Latin America¹

Installed capacity (MW)

Latin America	9M 2023	% Weight	9M 2022	% Weight	Δ yoy	2023 Add. Cap.
Hydro	10,545	46.2%	10,542	43.9%	0.0%	3
Wind	4,193	18.4%	3,276	13.6%	28.0%	771
Solar & Others	4,359	19.1%	3,398	14.1%	28.3%	580
Geothermal	83	0.4%	69	0.3%	20.3%	-
Total Renewables	19,181	84.1%	17,286	72.0%	11.0%	1,354
Coal	226	1.0%	226	0.9%	0.0%	-
CCGT	1,931	8.5%	3,850	16.0%	-49.8%	54
Oil & Gas	1,470	6.4%	2,661	11.1%	-44.8%	34
Total Conventional Generation	3,627	15.9%	6,737	28.0%	-46.2%	88
Total	22,807	100.0%	24,023	100%	-5.1%	1,442

Production (GWh)

Latin America	9M 2023	% Weight	9M 2022	% Weight	Δ yoy	Quarter prod.
Hydro	30,024	52.8%	25,560	44.8%	17.5%	12,051
Wind	10,051	17.7%	9,613	16.9%	4.6%	3,890
Solar & Others	4,906	8.6%	3,533	6.2%	38.9%	1,817
Geothermal	273	0.5%	293	0.5%	-7.0%	96
Total Renewables	45,254	79.6%	38,999	68.4%	16.0%	17,855
Coal	419	0.7%	1,447	2.5%	-71.0%	189
CCGT	8,185	14.4%	14,624	25.6%	-44.0%	2,038
Oil & Gas	2,983	5.2%	1,966	3.4%	51.7%	929
Total Conventional Generation	11,587	20.4%	18,037	31.6%	-35.8%	3,156
Total	56,840	100.0%	57,036	100.0%	-0.3%	21,011

1. 2023 figures after the disposal of Fortaleza (Brazil), Costanera and Dock Sud (Argentina).



Enel Green Power & Conventional Generation

Consolidated capacity & production – Rest of Europe¹

Installed capacity (MW)

Rest of Europe	9M 2023	% Weight	9M 2022	% Weight	Δ yoy	2023 Add. Cap.
Hydro	19	1.8%	19	0.3%	0.0%	-
Wind	871	80.4%	1,131	17.2%	-23.0%	-
Solar & Others	193	17.8%	130	2.0%	48.6%	63
Total Renewables	1,083	100.0%	1,280	19.5%	-15.4%	63
CCGT	-	-	830	12.7%	-	-
Oil & Gas	-	-	4,447	67.8%	-	-
Total Conventional Generation	-	-	5,276	80.5%	-	-
Total	1,083	100%	6,556	100%	-83.5%	63

Production (GWh)

Rest of Europe	9M 2023	% Weight	9M 2022	% Weight	Δ yoy	Quarter prod.
Hydro	26	1.5%	22	0.2%	21.0%	1
Wind	1,586	88.8%	1,691	14.2%	-6.2%	531
Solar & Others	174	9.8%	147	1.2%	18.7%	92
Total Renewables	1,787	100.0%	1,860	15.6%	-3.9%	624
CCGT	-	-	2,911	24.4%	-	-
Oil & Gas	-	-	7,145	60.0%	-	-
Total Conventional Generation	-	-	10,056	84.4%	-	-
Total	1,787	100%	11,916	100%	-85.0%	624

1. 2023 figures after the disposal of Enel Russia.



Enel Green Power & Conventional Generation

Consolidated capacity & production – Rest of the World

Installed capacity (MW)

North America	9M 2023	% Weight	9M 2022	% Weight	Δ yoy	2023 Add. Cap.
Hydro	53	0.5%	53	0.6%	0.0%	-
Wind	7,196	73.1%	6,262	76.4%	14.9%	36
Solar & Others	2,528	25.7%	1,815	22.1%	39.3%	279
Geothermal	72	0.7%	72	0.9%	0.0%	-
Total	9,847	100%	8,201	100%	20.1%	315

Africa, Asia & Oceania ¹	9M 2023	% Weight	9M 2022	% Weight	Δ yoy	2023 Add. Cap.
Wind	371	50.9%	539	33.2%	-31.2%	-
Solar & Others	357	49.1%	1,087	66.8%	-67.1%	-
Total	729	100%	1,626	100%	-55.2%	-

Production (GWh)

North America	9M 2023	% Weight	9M 2022	% Weight	Δ yoy	Quarter prod.
Hydro	71	0.4%	142	0.8%	-50.0%	12
Wind	15,148	81.1%	14,623	83.9%	3.6%	4,433
Solar & Others	3,230	17.3%	2,433	14.0%	32.7%	1,370
Geothermal	226	1.2%	228	1%	-1.1%	61
Total	18,674	100%	17,427	100%	7.2%	5,876

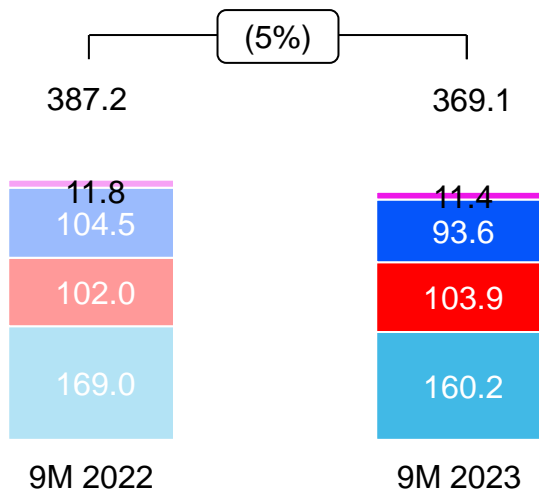
Africa, Asia & Oceania	9M 2023	% Weight	9M 2022	% Weight	Δ yoy	Quarter prod.
Wind	826	51.6%	1,522	63.7%	-45.7%	218
Solar & Others	775	48.4%	868	36.3%	-10.6%	228
Total	1,601	100%	2,390	100%	-33.0%	447

1. 2023: around 1 GW moved from consolidated to managed capacity due to India and Australia transactions

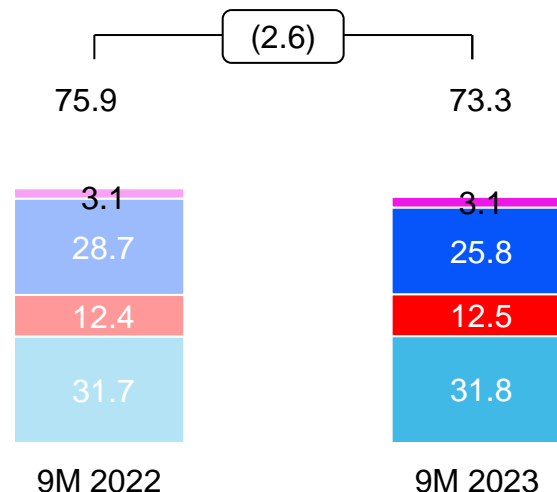
Grids

Operating data 9M 2023¹

Electricity distributed (TWh)²



End users (mn)³

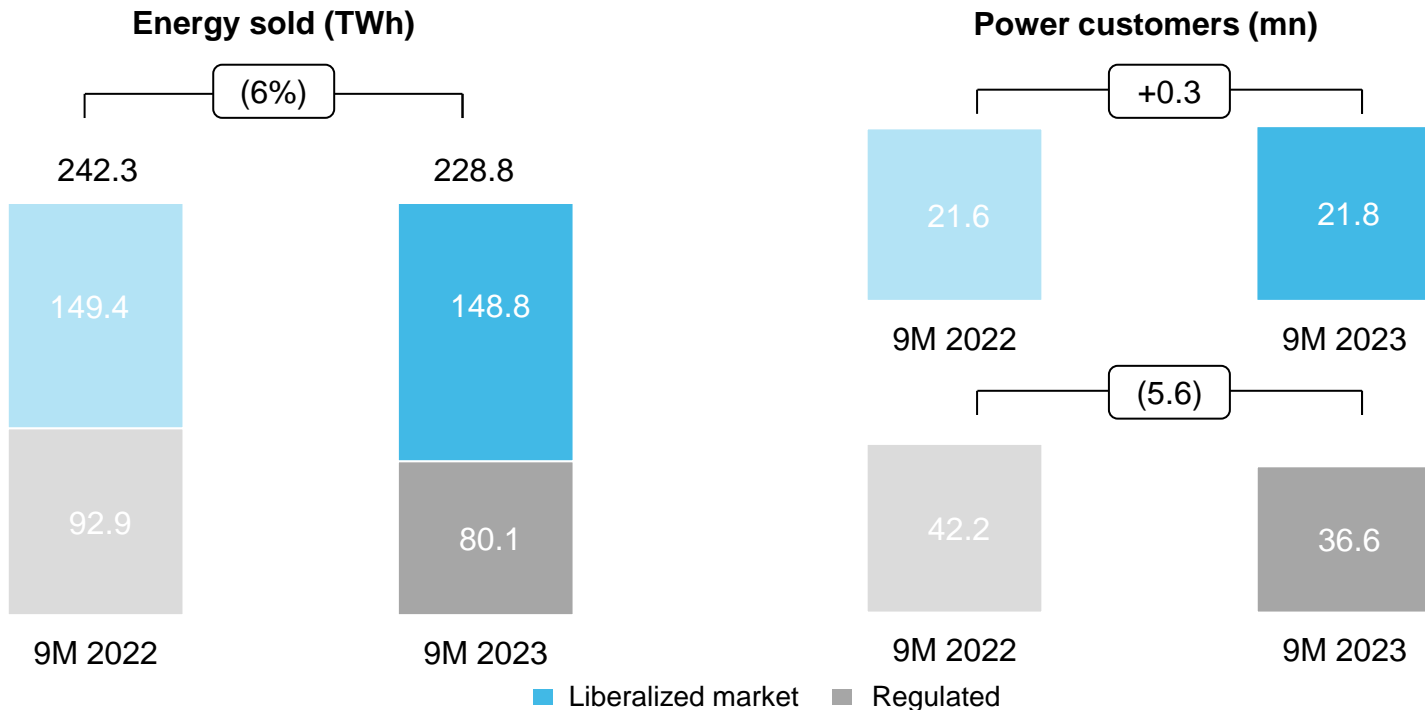


■ Italy
 ■ Iberia
 ■ Latin America
 ■ Rest of Europe

1. 2023 figures after the disposal of Enel Goiás (Brazil) for 3.3 mn
 2. 2022 restated figures. Latin America breakdown – 9M 2023: Argentina 13.9 TWh, Brazil: 51.2 TWh, Chile: 10.8 TWh, Colombia: 11.3 TWh and Peru: 6.4 TWh. 9M 2022: Argentina: 13.1 TWh, Brazil: 60.8 TWh, Chile: 13.1 TWh, Colombia: 11.2 TWh and Peru: 6.2 TWh.
 3. Latin America breakdown – 9M 2023: Argentina 2.6 mn, Brazil: 15.6 mn, Chile: 2.1 mn, Colombia: 3.8 mn and Peru: 1.6 mn. 9M 2022: Argentina: 2.6 mn, Brazil: 18.7 mn, Chile: 2.1 mn, Colombia: 3.8 mn and Peru: 1.5 mn.

Retail at Group level

Operating data 9M 2023¹

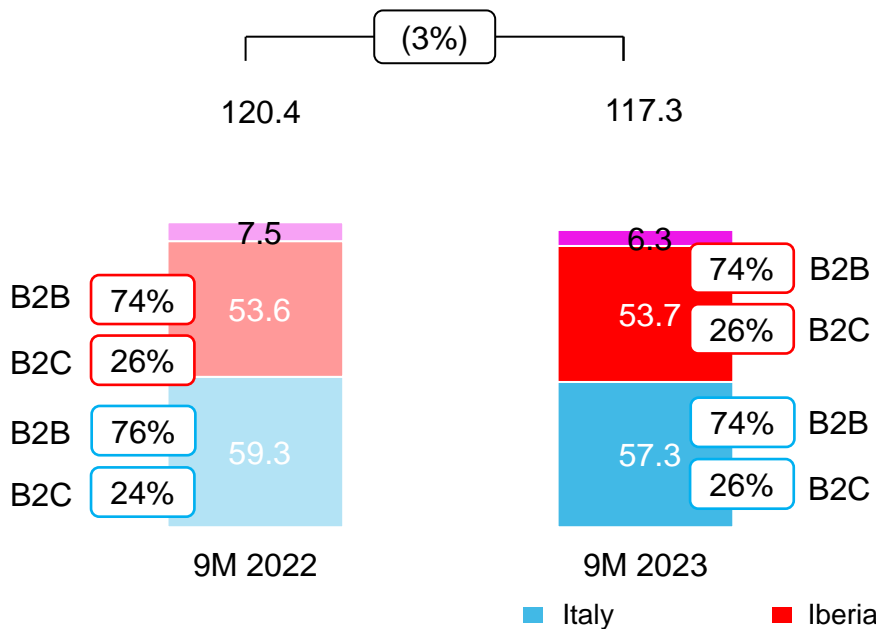


1. Rounded figures. 2023 figures after the disposal of Enel Goiás (Brazil).

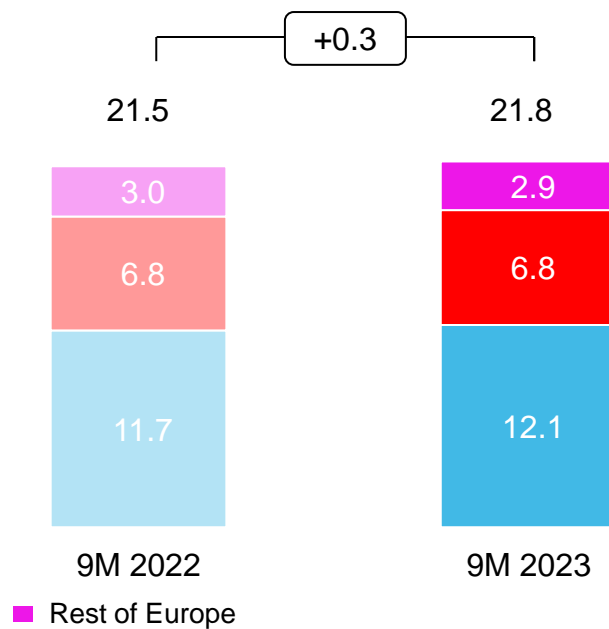
Retail – Liberalized power markets, Europe

Operating data 9M 2023

Energy sold (TWh)



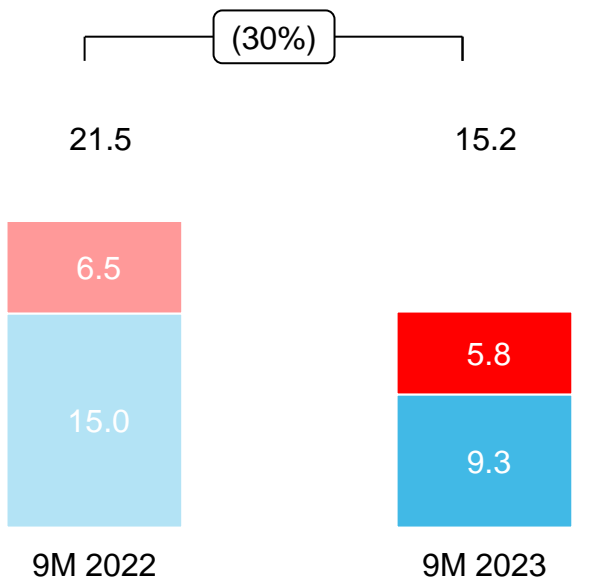
Power customers (mn)



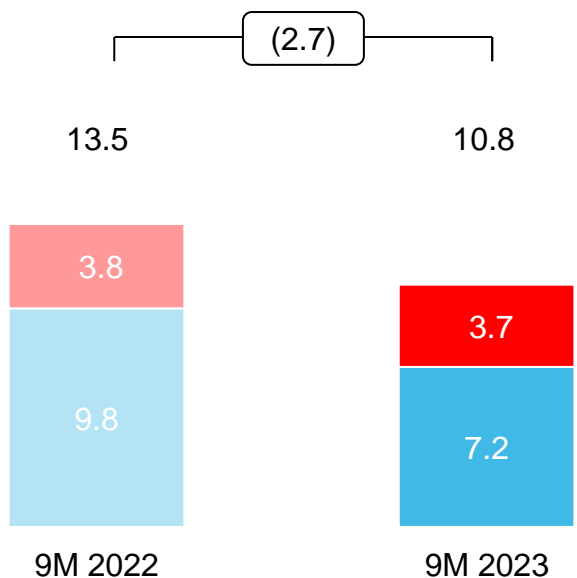
Retail – Regulated power markets, Europe

Operating data 9M 2023

Energy sold (TWh)



Power customers (mn)



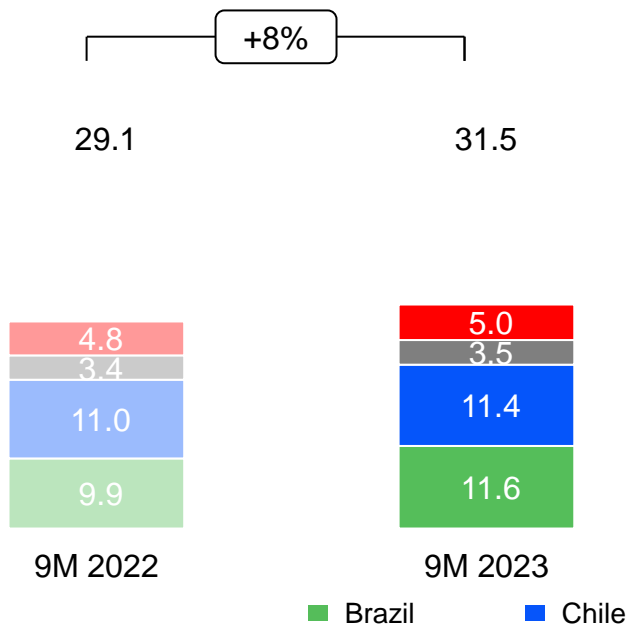
Italy

Iberia

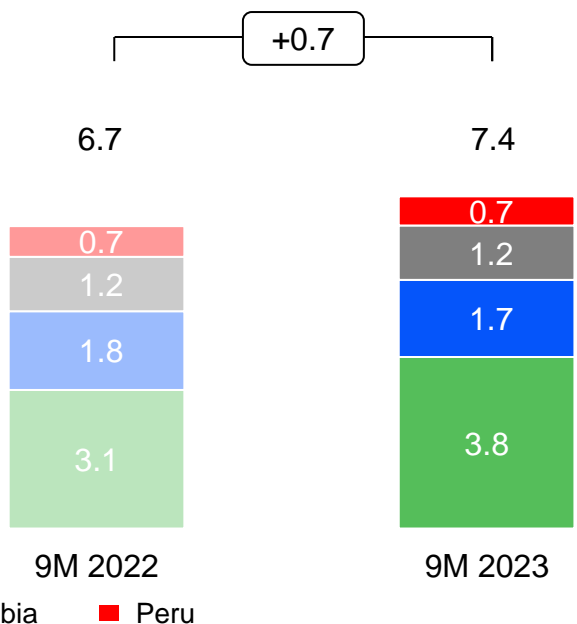
Retail – Liberalized power markets, Latin America

Operating data 9M 2023

Energy sold (TWh)



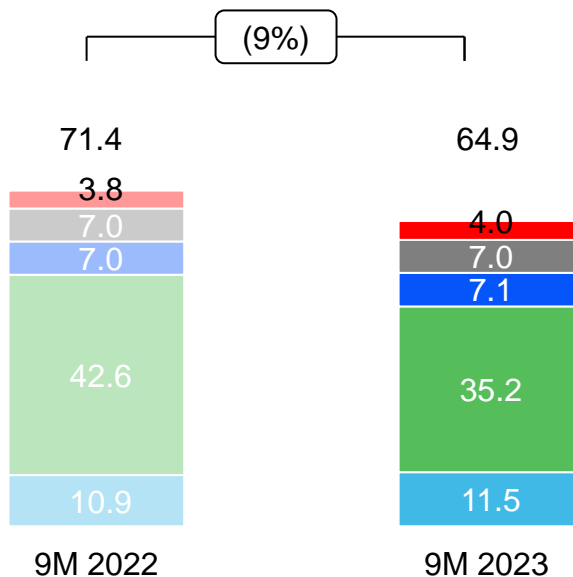
Power customers (000')



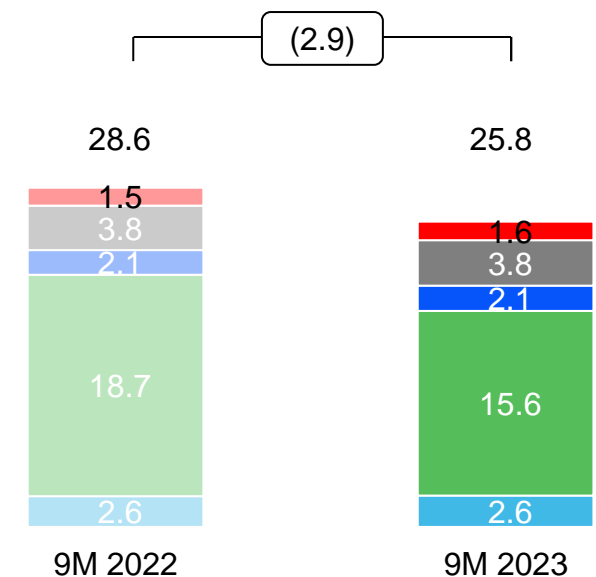
Retail – Regulated power markets, Latin America

Operating data 9M 2023¹

Energy sold (TWh)



Power customers (mn)



■ Argentina
 ■ Brazil
 ■ Chile
 ■ Colombia
 ■ Peru

1. 2023 figures after the disposal of Enel Goiás (Brazil) for 3.3 mn

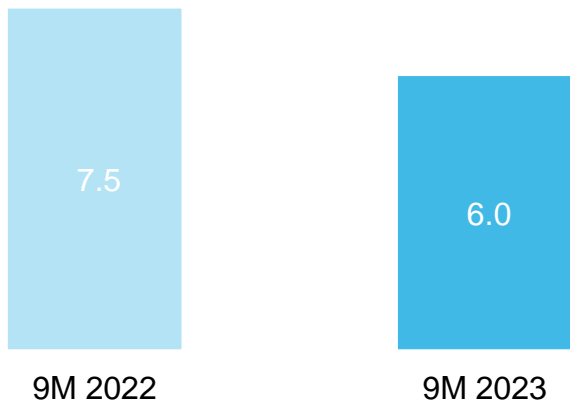


Retail – Gas market

Operating data 9M 2023

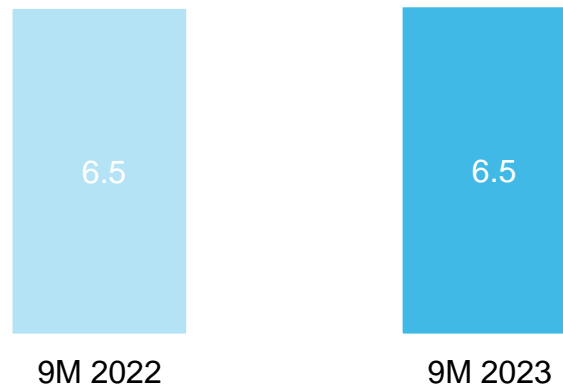
Gas sold (bcm)¹

(20%)



Gas customers (mn)²

-



1. 9M 2023: Italy: 2.9 bcm, Iberia: 2.8 bcm, Rest of Europe 0.18 bcm, Latin America 0.14 bcm; 9M 2022: Italy: 3.3 bcm, Iberia: 3.7 bcm, Rest of Europe 0.19 bcm, Latin America 0.36 bcm.

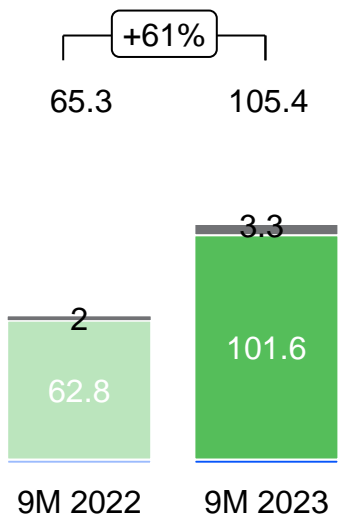
2. 9M 2023: Italy: 4.5 mn, Iberia: 1.8 mn, Rest of Europe 0.20 mn; 9M 2022: Italy: 4.5 mn, Iberia: 1.8 mn, Rest of Europe 0.17 mn



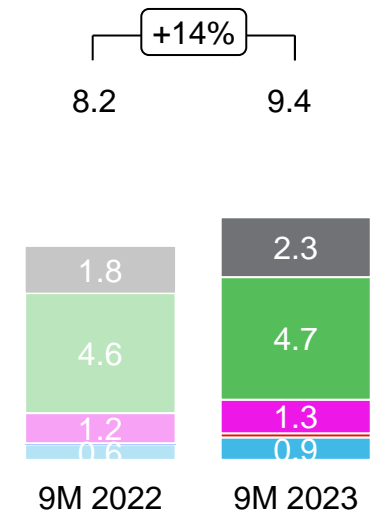
Enel X

Operating data 9M 2023

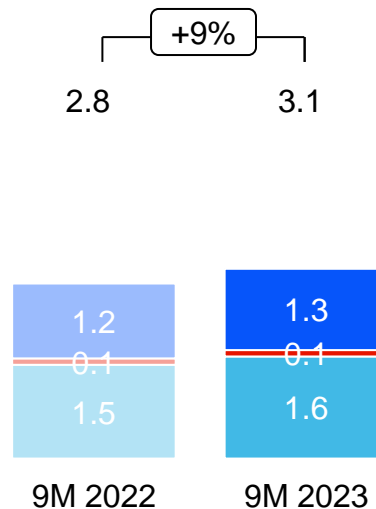
Storage BTM (MW)



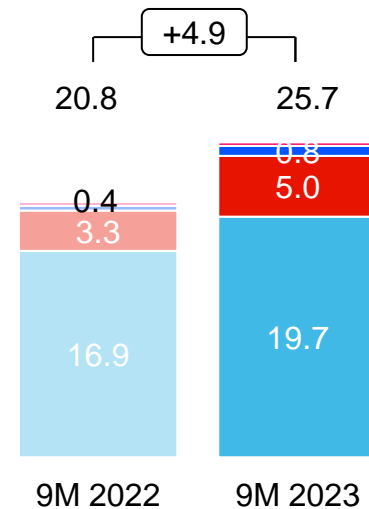
Demand response (GW)



Street lighting (mn)



Public charging points (k)



Disclaimer



The information contained in this presentation does not purport to be comprehensive and has not been independently verified by any independent third party.

This presentation does not constitute a recommendation regarding the securities of the Company. This presentation does not contain an offer to sell or a solicitation of any offer to buy any securities issued by Enel S.p.A. or any of its subsidiaries.



Quarterly bulletin 9M 2023

Contact us



Monica Girardi

Head of Group Investor Relations

Investor Relations team

Federico Baroncelli
Serena Carioti
Gaia Cherubini
Federica Dori
Fabrizio Ragnacci
Danielle Ribeiro Da Encarnacao
Riccardo Ricci
Noemi Tomassi
Emanuele Toppi

Contacts

Email investor.relations@enel.com

Phone +39 06 8305 7975

Investor Relations App



iOS



Android



Channels



Website
Enel.com

Fine Comunicato n.0116-81

Numero di Pagine: 22