

<b>Informazione Regolamentata n. 0116-82-2023</b>	<b>Data/Ora Inizio Diffusione 23 Ottobre 2023 17:48:14</b>	<b>Euronext Milan</b>
---	--	-----------------------

Societa' : ENEL

Identificativo : 182500

Informazione  
Regolamentata

Nome utilizzatore : ENELN07 - Giannetti

Tipologia : REGEM

Data/Ora Ricezione : 23 Ottobre 2023 17:48:13

Data/Ora Inizio  
Diffusione : 23 Ottobre 2023 17:48:14

Oggetto : Enel publishes 2023 third quarter and nine months Group operating data Report

*Testo del comunicato*

Vedi allegato.



---

**PRESS  
RELEASE**

**Global News Media**

T +39 06 8305 5699  
ufficiostampa@enel.com  
gnm@enel.com  
**enel.com**

**Investor Relations**

T +39 06 8305 7975  
investor.relations@enel.com  
**enel.com**

---

**ENEL PUBLISHES 2023 THIRD QUARTER AND NINE MONTHS GROUP  
OPERATING DATA REPORT**

**Rome, October 23<sup>rd</sup>, 2023** – Enel S.p.A. ("Enel") published its Quarterly Bulletin ("Report"), with the Group's operating data relating to the third quarter and nine months of 2023.

The Report, which is published ahead of the approval by the Enel Board of Directors and the disclosure of the performance and financial data contained in Enel's periodic financial reports, is aimed at further strengthening Enel's transparency towards the financial community, in line with best practices in the most advanced markets.

The Report attached to this press release is available to the public at Enel's registered office, on the Enel website ([www.enel.com](http://www.enel.com)), and - together with this press release - through the authorized storage mechanism "eMarket Storage" ([www.emarketstorage.com](http://www.emarketstorage.com)).

# 9M 2023

*Quarterly Bulletin*



# Quarterly bulletin

Operating data 9M 2023



## Index

**1. Enel Green Power & Conventional Generation**



**2. Grids**



**3. Enel X Global Retail**



**4. Disclaimer**

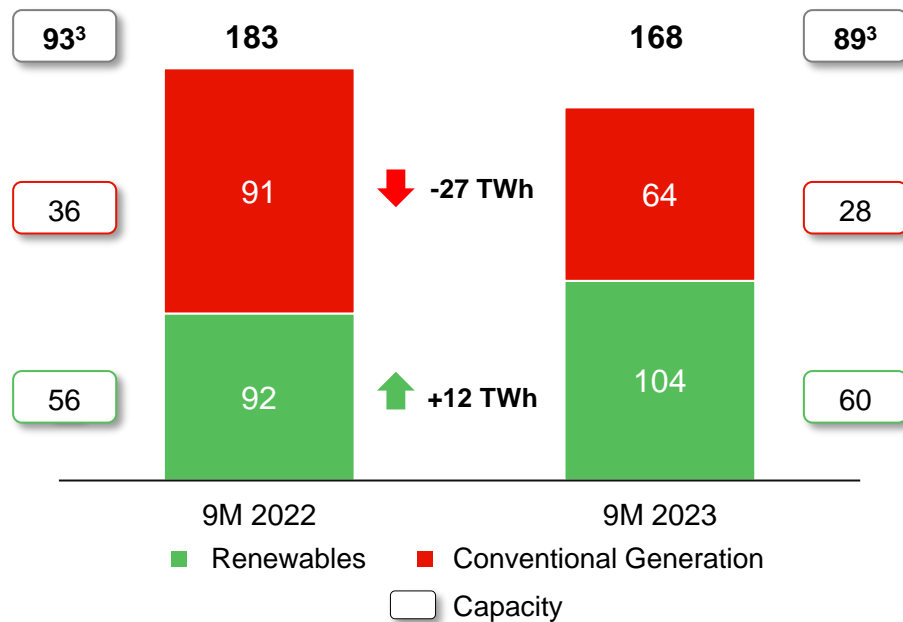




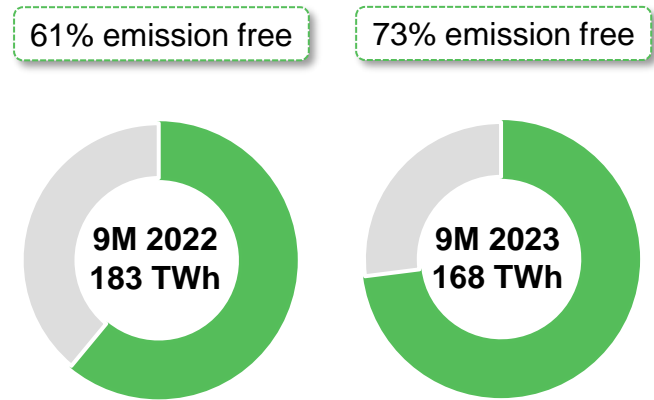
# Enel Green Power & Conventional Generation

Operating data 9M 2023<sup>1</sup>

Production evolution (TWh) and installed capacity (GW)



Emission free share of production<sup>2</sup>



1. Rounded figures. Includes capacity and production from renewable managed assets. 2023 figures after the disposal of Enel Russia, Fortaleza (Brazil), Costanera and Dock Sud (Argentina).  
 2. Considers nuclear + renewable (consolidated & managed).  
 3. It includes BESS Capacity (0.7 GW for 9M 2022 and 0.8 GW for 9M 2023)



# Enel Green Power & Conventional Generation

Installed capacity & production at Group level<sup>1</sup>

Installed capacity (MW)

Group	9M 2023	% Weight	9M 2022	% Weight	Δ yoy	2023 Add. Cap.
Hydro	28,360	34.2%	28,355	32.3%	0%	4
Wind	16,374	19.8%	14,635	16.7%	11.9%	807
Solar & Others	9,156	11.0%	7,656	8.7%	19.6%	926
Geothermal	931	1.1%	917	1.0%	1.5%	-
<b>Total Renewables</b>	<b>54,821</b>	<b>66.1%</b>	<b>51,563</b>	<b>58.7%</b>	<b>6.3%</b>	<b>1,737</b>
Nuclear	3,328	4.0%	3,328	3.8%	0%	-
Coal	6,590	8.0%	6,590	7.5%	0%	-
CCGT	11,983	14.5%	14,720	16.7%	-18.6%	65
Oil & Gas	6,157	7.4%	11,694	13.3%	-47.3%	135
<b>Total Conventional Generation</b>	<b>28,058</b>	<b>33.9%</b>	<b>36,333</b>	<b>41.3%</b>	<b>-22.8%</b>	<b>200</b>
<b>Total consolidated capacity</b>	<b>82,879</b>	<b>100%</b>	<b>87,896</b>	<b>100%</b>	<b>-5.7%</b>	<b>1,937</b>
<b>Managed capacity</b>	<b>5,274</b>		<b>4,057</b>		<b>30.0%</b>	
<b>Bess capacity</b>	<b>770</b>		<b>685</b>		<b>12.4%</b>	
<b>Total installed capacity</b>	<b>88,924</b>		<b>92,638</b>		<b>-4.0%</b>	

Production (GWh)

Group	9M 2023	% Weight	9M 2022	% Weight	Δ yoy	Quarter prod.
Hydro	45,130	28.5%	37,975	21.8%	18.8%	17,150
Wind	32,965	20.8%	32,394	18.6%	1.8%	10,440
Solar & Others	11,440	7.2%	8,559	4.9%	33.7%	4,460
Geothermal	4,452	2.8%	4,578	2.6%	-2.8%	1,478
<b>Total Renewables</b>	<b>93,986</b>	<b>59.4%</b>	<b>83,506</b>	<b>47.9%</b>	<b>12.6%</b>	<b>33,527</b>
Nuclear	19,357	12.2%	20,424	11.7%	-5.2%	6,916
Coal	9,545	6.0%	14,980	8.6%	-36.3%	2,663
CCGT	28,913	18.3%	42,744	24.5%	-32.4%	10,879
Oil & Gas	6,460	4.1%	12,602	7.2%	-48.7%	2,276
<b>Total Conventional Generation</b>	<b>64,274</b>	<b>40.6%</b>	<b>90,750</b>	<b>52.1%</b>	<b>-29.2%</b>	<b>22,734</b>
<b>Total consolidated production</b>	<b>158,261</b>	<b>100%</b>	<b>174,256</b>	<b>100%</b>	<b>-9.2%</b>	<b>56,261</b>
<b>Managed production</b>	<b>9,941</b>		<b>8,405</b>		<b>18.3%</b>	
<b>Total production</b>	<b>168,201</b>		<b>182,661</b>		<b>-7.9%</b>	

1. 2023 figures after the disposal of Enel Russia, Fortaleza (Brazil), Costanera and Dock Sud (Argentina).



# Enel Green Power & Conventional Generation

## Consolidated capacity & production – Italy

Installed capacity (MW)

Italy	9M 2023	% Weight	9M 2022	% Weight	Δ yoy	2023 Add. Cap.
Hydro	12,997	49.3%	12,995	49.6%	0.0%	2
Wind	861	3.3%	825	3.1%	4.4%	-
Solar & Others	54	0.2%	29	0.1%	89.0%	4
Geothermal	776	2.9%	776	3.0%	0.0%	-
<b>Total Renewables</b>	<b>14,688</b>	<b>55.7%</b>	<b>14,625</b>	<b>55.8%</b>	<b>0.4%</b>	<b>5</b>
Coal	4,720	17.9%	4,720	18.0%	0.0%	-
CCGT	4,607	17.5%	4,596	17.5%	0.2%	11
Oil & Gas	2,354	8.9%	2,253	8.6%	4.5%	101
<b>Total Conventional Generation</b>	<b>11,681</b>	<b>44.3%</b>	<b>11,569</b>	<b>44.2%</b>	<b>1.0%</b>	<b>112</b>
<b>Total</b>	<b>26,369</b>	<b>100%</b>	<b>26,194</b>	<b>100%</b>	<b>0.7%</b>	<b>117</b>

Production (GWh)

Italy	9M 2023	% Weight	9M 2022	% Weight	Δ yoy	Quarter prod.
Hydro	11,521	34.5%	8,842	24.5%	30.3%	4,225
Wind	966	2.9%	954	2.6%	1.3%	285
Solar & Others	72	0.2%	52	0.1%	38.3%	26
Geothermal	3,953	11.8%	4,057	11.2%	-2.6%	1,321
<b>Total Renewables</b>	<b>16,512</b>	<b>49.5%</b>	<b>13,905</b>	<b>38.4%</b>	<b>18.7%</b>	<b>5,857</b>
Coal	8,408	25.2%	12,764	35.3%	-34.1%	2,068
CCGT	8,362	25.1%	9,342	25.8%	-10.5%	3,817
Oil & Gas	95	0.3%	152	0.4%	-37.9%	69
<b>Total Conventional Generation</b>	<b>16,864</b>	<b>50.5%</b>	<b>22,259</b>	<b>61.6%</b>	<b>-24.2%</b>	<b>5,953</b>
<b>Total</b>	<b>33,375</b>	<b>100%</b>	<b>36,163</b>	<b>100%</b>	<b>-7.7%</b>	<b>11,811</b>



# Enel Green Power & Conventional Generation

## Consolidated capacity & production – Iberia

Installed capacity (MW)

Iberia	9M 2023	% Weight	9M 2022	% Weight	Δ yoy	2023 Add. Cap.
Hydro	4,746	21.5%	4,746	22.3%	0%	-
Wind	2,882	13.1%	2,602	12.2%	10.8%	-
Solar & Others	1,665	7.6%	1,197	5.6%	39.1%	-
<b>Total Renewables</b>	<b>9,293</b>	<b>42.2%</b>	<b>8,545</b>	<b>40.1%</b>	<b>8.8%</b>	-
Nuclear	3,328	15.1%	3,328	15.6%	0.0%	-
Coal	1,644	7.5%	1,644	7.7%	0.0%	-
CCGT	5,445	24.7%	5,445	25.6%	0.0%	-
Oil & Gas	2,333	10.6%	2,333	11.0%	0.0%	-
<b>Total Conventional Generation</b>	<b>12,751</b>	<b>57.8%</b>	<b>12,751</b>	<b>59.9%</b>	<b>0.0%</b>	-
<b>Total</b>	<b>22,044</b>	<b>100%</b>	<b>21,296</b>	<b>100%</b>	<b>3.5%</b>	-

Production (GWh)

Iberia	9M 2023	% Weight	9M 2022	% Weight	Δ yoy	Quarter prod.
Hydro	3,488	7.6%	3,409	6.9%	2.3%	861
Wind	4,388	9.5%	3,991	8.1%	10.0%	1,081
Solar & Others	2,283	5.0%	1,526	3.1%	49.6%	925
<b>Total Renewables</b>	<b>10,159</b>	<b>22.1%</b>	<b>8,925</b>	<b>18.1%</b>	<b>13.8%</b>	<b>2,868</b>
Nuclear	19,357	42.1%	20,424	41.4%	-5.2%	6,916
Coal	718	1.6%	769	1.6%	-6.6%	407
CCGT	12,366	26.9%	15,867	32.2%	-22.1%	5,024
Oil & Gas	3,382	7.4%	3,339	6.8%	1.3%	1,278
<b>Total Conventional Generation</b>	<b>35,824</b>	<b>77.9%</b>	<b>40,398</b>	<b>81.9%</b>	<b>-11.3%</b>	<b>13,625</b>
<b>Total</b>	<b>45,982</b>	<b>100%</b>	<b>49,324</b>	<b>100.0%</b>	<b>-6.8%</b>	<b>16,493</b>





# Enel Green Power & Conventional Generation

Consolidated capacity & production – Latin America<sup>1</sup>

Installed capacity (MW)

Latin America	9M 2023	% Weight	9M 2022	% Weight	Δ yoy	2023 Add. Cap.
Hydro	10,545	46.2%	10,542	43.9%	0.0%	3
Wind	4,193	18.4%	3,276	13.6%	28.0%	771
Solar & Others	4,359	19.1%	3,398	14.1%	28.3%	580
Geothermal	83	0.4%	69	0.3%	20.3%	-
<b>Total Renewables</b>	<b>19,181</b>	<b>84.1%</b>	<b>17,286</b>	<b>72.0%</b>	<b>11.0%</b>	<b>1,354</b>
Coal	226	1.0%	226	0.9%	0.0%	-
CCGT	1,931	8.5%	3,850	16.0%	-49.8%	54
Oil & Gas	1,470	6.4%	2,661	11.1%	-44.8%	34
<b>Total Conventional Generation</b>	<b>3,627</b>	<b>15.9%</b>	<b>6,737</b>	<b>28.0%</b>	<b>-46.2%</b>	<b>88</b>
<b>Total</b>	<b>22,807</b>	<b>100.0%</b>	<b>24,023</b>	<b>100%</b>	<b>-5.1%</b>	<b>1,442</b>

Production (GWh)

Latin America	9M 2023	% Weight	9M 2022	% Weight	Δ yoy	Quarter prod.
Hydro	30,024	52.8%	25,560	44.8%	17.5%	12,051
Wind	10,051	17.7%	9,613	16.9%	4.6%	3,890
Solar & Others	4,906	8.6%	3,533	6.2%	38.9%	1,817
Geothermal	273	0.5%	293	0.5%	-7.0%	96
<b>Total Renewables</b>	<b>45,254</b>	<b>79.6%</b>	<b>38,999</b>	<b>68.4%</b>	<b>16.0%</b>	<b>17,855</b>
Coal	419	0.7%	1,447	2.5%	-71.0%	189
CCGT	8,185	14.4%	14,624	25.6%	-44.0%	2,038
Oil & Gas	2,983	5.2%	1,966	3.4%	51.7%	929
<b>Total Conventional Generation</b>	<b>11,587</b>	<b>20.4%</b>	<b>18,037</b>	<b>31.6%</b>	<b>-35.8%</b>	<b>3,156</b>
<b>Total</b>	<b>56,840</b>	<b>100.0%</b>	<b>57,036</b>	<b>100.0%</b>	<b>-0.3%</b>	<b>21,011</b>

1. 2023 figures after the disposal of Fortaleza (Brazil), Costanera and Dock Sud (Argentina).



# Enel Green Power & Conventional Generation

Consolidated capacity & production – Rest of Europe<sup>1</sup>

Installed capacity (MW)

Rest of Europe	9M 2023	% Weight	9M 2022	% Weight	Δ yoy	2023 Add. Cap.
Hydro	19	1.8%	19	0.3%	0.0%	-
Wind	871	80.4%	1,131	17.2%	-23.0%	-
Solar & Others	193	17.8%	130	2.0%	48.6%	63
<b>Total Renewables</b>	<b>1,083</b>	<b>100.0%</b>	<b>1,280</b>	<b>19.5%</b>	<b>-15.4%</b>	<b>63</b>
CCGT	-	-	830	12.7%	-	-
Oil & Gas	-	-	4,447	67.8%	-	-
<b>Total Conventional Generation</b>	<b>-</b>	<b>-</b>	<b>5,276</b>	<b>80.5%</b>	<b>-</b>	<b>-</b>
<b>Total</b>	<b>1,083</b>	<b>100%</b>	<b>6,556</b>	<b>100%</b>	<b>-83.5%</b>	<b>63</b>

Production (GWh)

Rest of Europe	9M 2023	% Weight	9M 2022	% Weight	Δ yoy	Quarter prod.
Hydro	26	1.5%	22	0.2%	21.0%	1
Wind	1,586	88.8%	1,691	14.2%	-6.2%	531
Solar & Others	174	9.8%	147	1.2%	18.7%	92
<b>Total Renewables</b>	<b>1,787</b>	<b>100.0%</b>	<b>1,860</b>	<b>15.6%</b>	<b>-3.9%</b>	<b>624</b>
CCGT	-	-	2,911	24.4%	-	-
Oil & Gas	-	-	7,145	60.0%	-	-
<b>Total Conventional Generation</b>	<b>-</b>	<b>-</b>	<b>10,056</b>	<b>84.4%</b>	<b>-</b>	<b>-</b>
<b>Total</b>	<b>1,787</b>	<b>100%</b>	<b>11,916</b>	<b>100%</b>	<b>-85.0%</b>	<b>624</b>

1. 2023 figures after the disposal of Enel Russia.



# Enel Green Power & Conventional Generation

## Consolidated capacity & production – Rest of the World

Installed capacity (MW)

North America	9M 2023	% Weight	9M 2022	% Weight	Δ yoy	2023 Add. Cap.
Hydro	53	0.5%	53	0.6%	0.0%	-
Wind	7,196	73.1%	6,262	76.4%	14.9%	36
Solar & Others	2,528	25.7%	1,815	22.1%	39.3%	279
Geothermal	72	0.7%	72	0.9%	0.0%	-
<b>Total</b>	<b>9,847</b>	<b>100%</b>	<b>8,201</b>	<b>100%</b>	<b>20.1%</b>	<b>315</b>

Africa, Asia & Oceania <sup>1</sup>	9M 2023	% Weight	9M 2022	% Weight	Δ yoy	2023 Add. Cap.
Wind	371	50.9%	539	33.2%	-31.2%	-
Solar & Others	357	49.1%	1,087	66.8%	-67.1%	-
<b>Total</b>	<b>729</b>	<b>100%</b>	<b>1,626</b>	<b>100%</b>	<b>-55.2%</b>	<b>-</b>

Production (GWh)

North America	9M 2023	% Weight	9M 2022	% Weight	Δ yoy	Quarter prod.
Hydro	71	0.4%	142	0.8%	-50.0%	12
Wind	15,148	81.1%	14,623	83.9%	3.6%	4,433
Solar & Others	3,230	17.3%	2,433	14.0%	32.7%	1,370
Geothermal	226	1.2%	228	1%	-1.1%	61
<b>Total</b>	<b>18,674</b>	<b>100%</b>	<b>17,427</b>	<b>100%</b>	<b>7.2%</b>	<b>5,876</b>

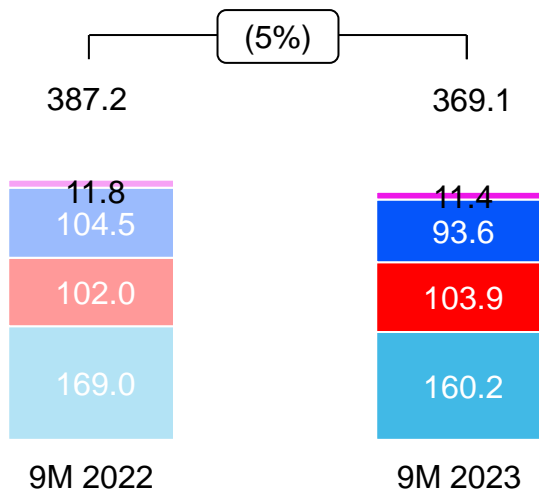
Africa, Asia & Oceania	9M 2023	% Weight	9M 2022	% Weight	Δ yoy	Quarter prod.
Wind	826	51.6%	1,522	63.7%	-45.7%	218
Solar & Others	775	48.4%	868	36.3%	-10.6%	228
<b>Total</b>	<b>1,601</b>	<b>100%</b>	<b>2,390</b>	<b>100%</b>	<b>-33.0%</b>	<b>447</b>

1. 2023: around 1 GW moved from consolidated to managed capacity due to India and Australia transactions

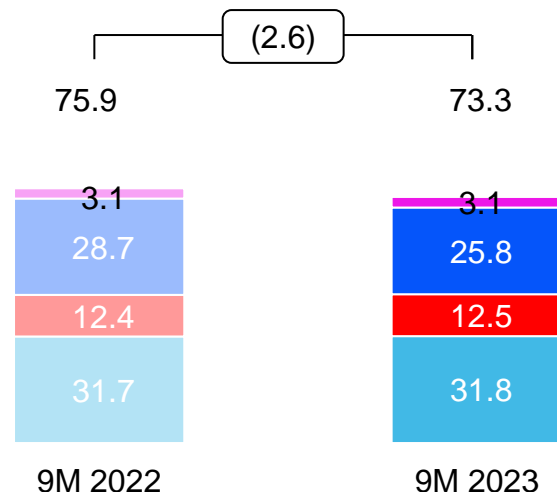
# Grids

## Operating data 9M 2023<sup>1</sup>

Electricity distributed (TWh)<sup>2</sup>



End users (mn)<sup>3</sup>

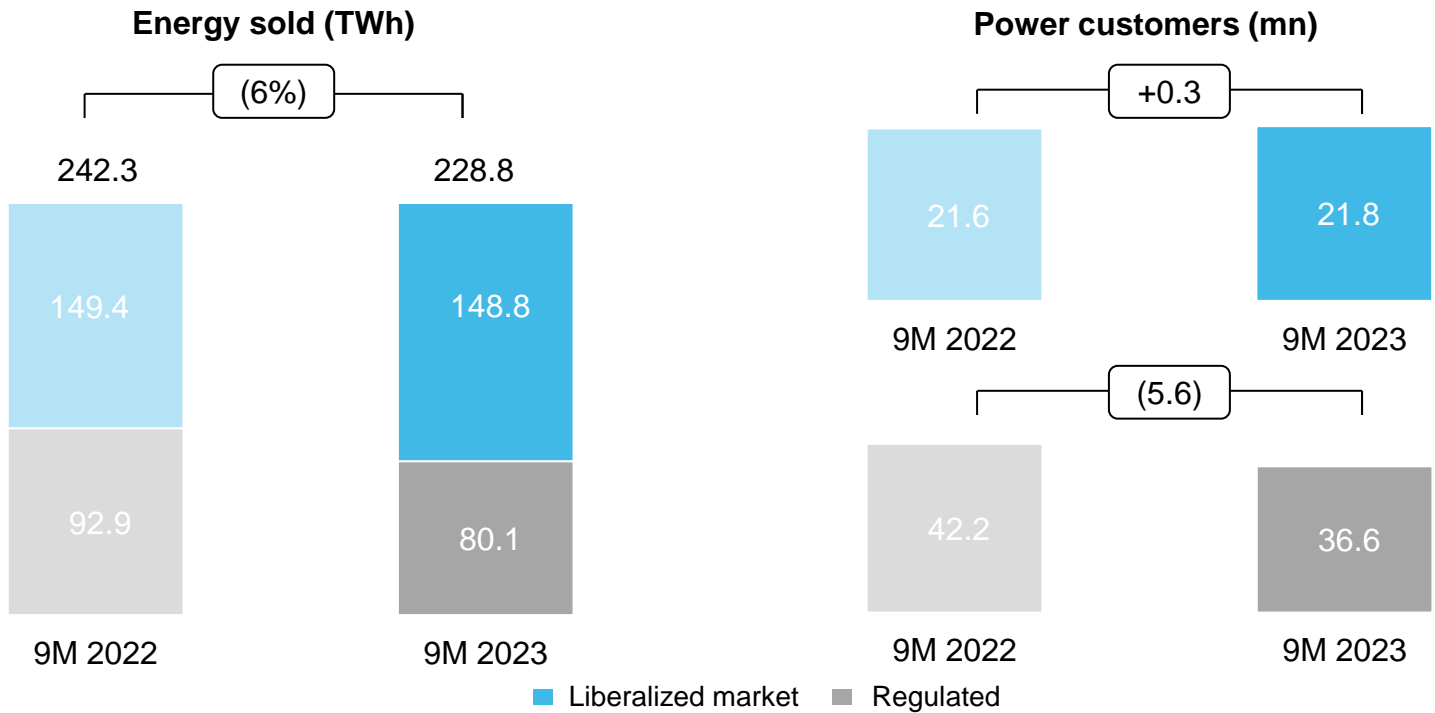


■ Italy     
 ■ Iberia     
 ■ Latin America     
 ■ Rest of Europe

1. 2023 figures after the disposal of Enel Goiás (Brazil) for 3.3 mn  
 2. 2022 restated figures. Latin America breakdown – 9M 2023: Argentina 13.9 TWh, Brazil: 51.2 TWh, Chile: 10.8 TWh, Colombia: 11.3 TWh and Peru: 6.4 TWh. 9M 2022: Argentina: 13.1 TWh, Brazil: 60.8 TWh, Chile: 13.1 TWh, Colombia: 11.2 TWh and Peru: 6.2 TWh.  
 3. Latin America breakdown – 9M 2023: Argentina 2.6 mn, Brazil: 15.6 mn, Chile: 2.1 mn, Colombia: 3.8 mn and Peru: 1.6 mn. 9M 2022: Argentina: 2.6 mn, Brazil: 18.7 mn, Chile: 2.1 mn, Colombia: 3.8 mn and Peru: 1.5 mn.

# Retail at Group level

Operating data 9M 2023<sup>1</sup>

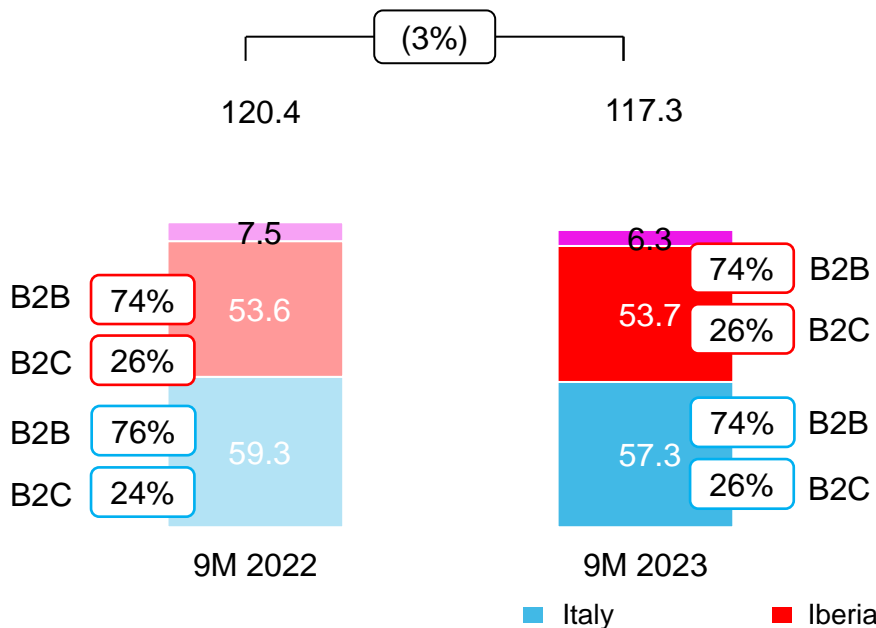


1. Rounded figures. 2023 figures after the disposal of Enel Goiás (Brazil).

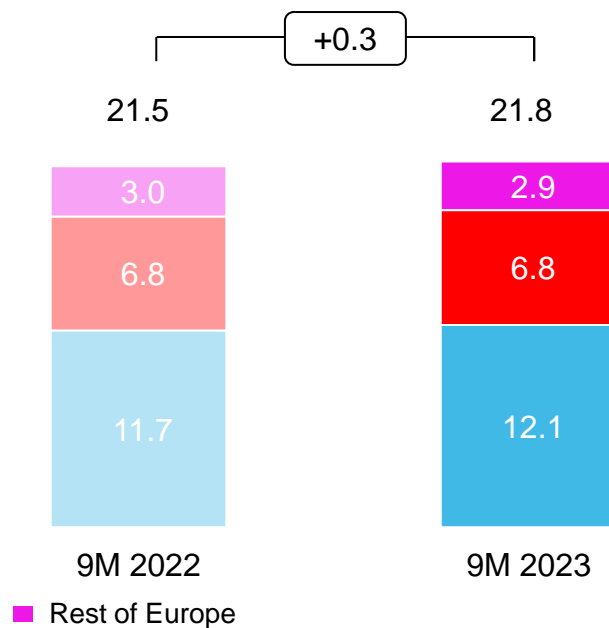
# Retail – Liberalized power markets, Europe

Operating data 9M 2023

Energy sold (TWh)

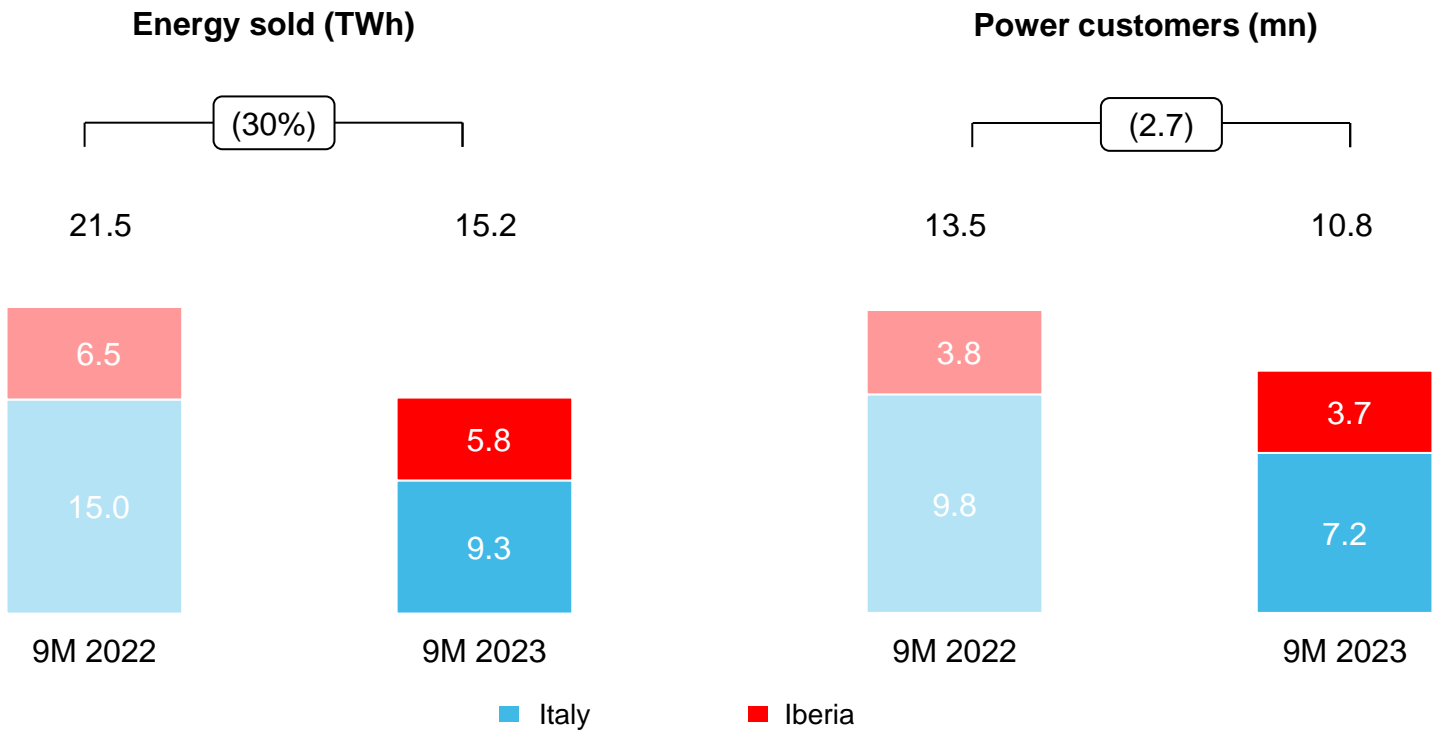


Power customers (mn)



# Retail – Regulated power markets, Europe

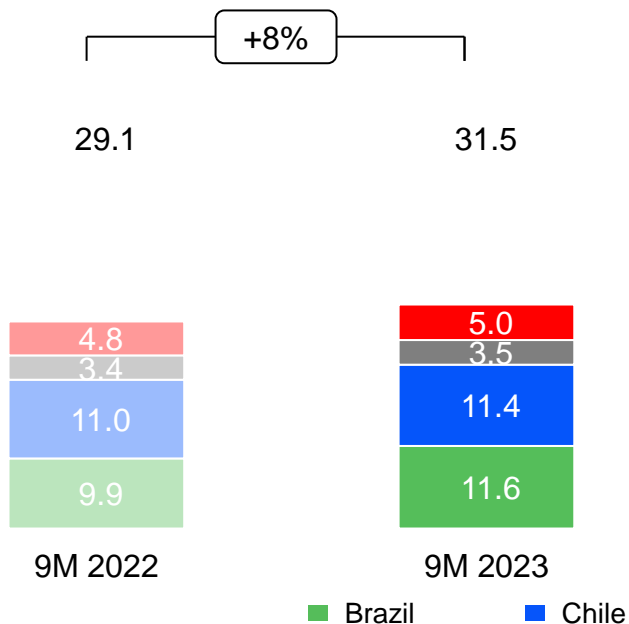
Operating data 9M 2023



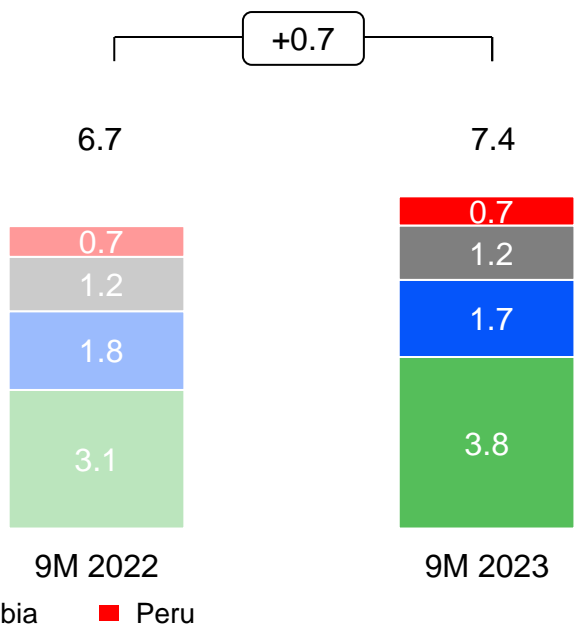
# Retail – Liberalized power markets, Latin America

Operating data 9M 2023

Energy sold (TWh)



Power customers (000')

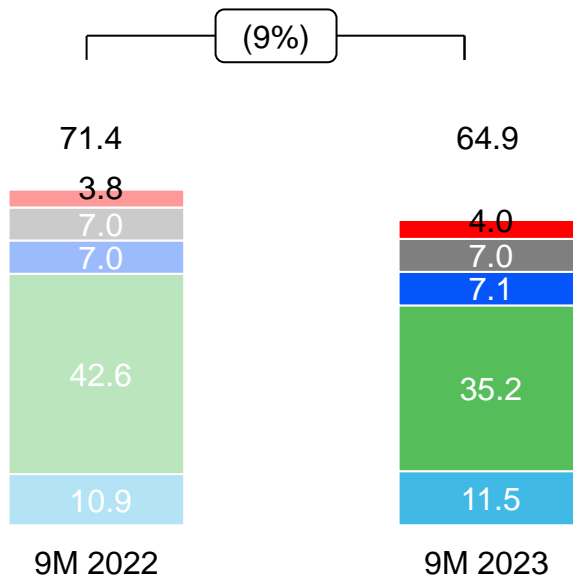




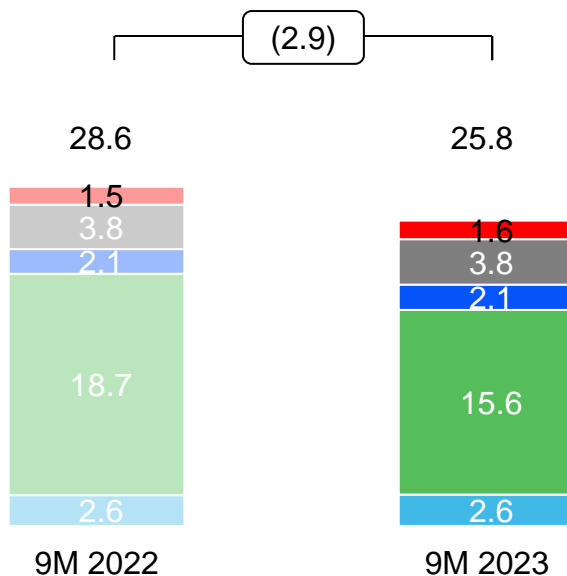
# Retail – Regulated power markets, Latin America

Operating data 9M 2023<sup>1</sup>

Energy sold (TWh)



Power customers (mn)



■ Argentina ■ Brazil ■ Chile ■ Colombia ■ Peru

1. 2023 figures after the disposal of Enel Goiás (Brazil) for 3.3 mn

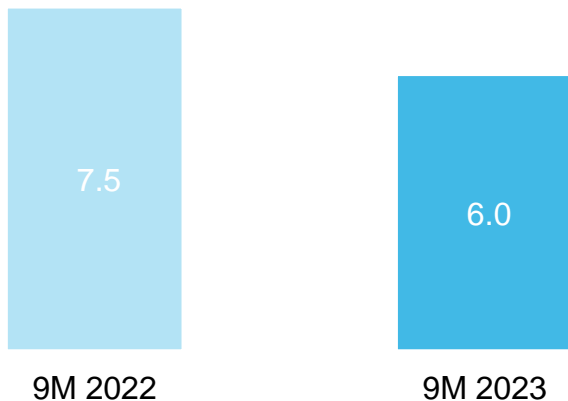


# Retail – Gas market

Operating data 9M 2023

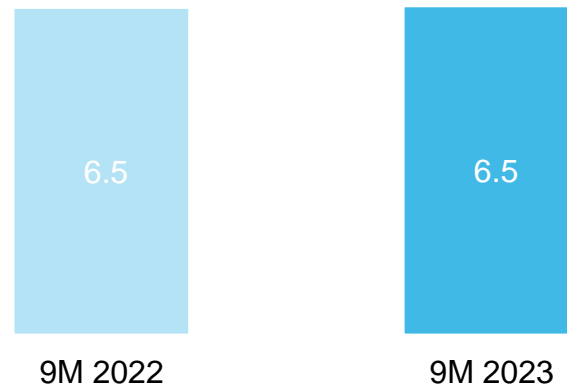
Gas sold (bcm)<sup>1</sup>

(20%)



Gas customers (mn)<sup>2</sup>

-



1. 9M 2023: Italy: 2.9 bcm, Iberia: 2.8 bcm, Rest of Europe 0.18 bcm, Latin America 0.14 bcm; 9M 2022: Italy: 3.3 bcm, Iberia: 3.7 bcm, Rest of Europe 0.19 bcm, Latin America 0.36 bcm.

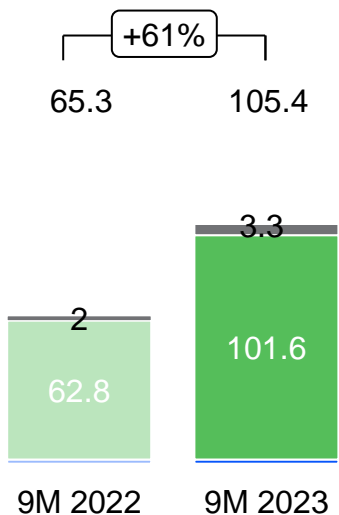
2. 9M 2023: Italy: 4.5 mn, Iberia: 1.8 mn, Rest of Europe 0.20 mn; 9M 2022: Italy: 4.5 mn, Iberia: 1.8 mn, Rest of Europe 0.17 mn



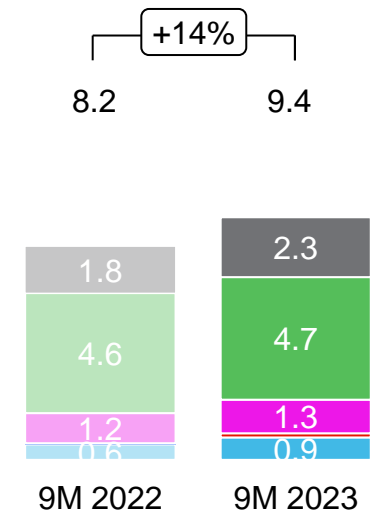
# Enel X

## Operating data 9M 2023

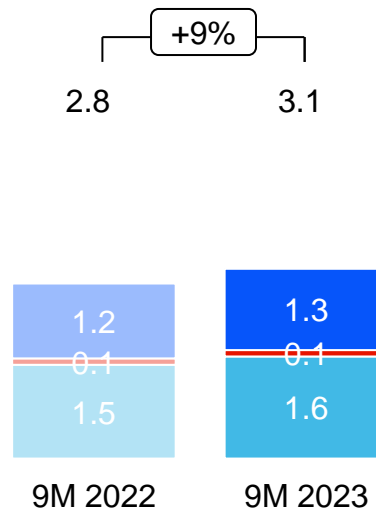
Storage BTM (MW)



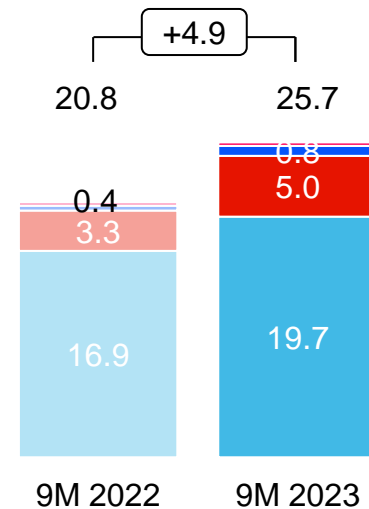
Demand response (GW)



Street lighting (mn)



Public charging points (k)



# Disclaimer



The information contained in this presentation does not purport to be comprehensive and has not been independently verified by any independent third party.

This presentation does not constitute a recommendation regarding the securities of the Company. This presentation does not contain an offer to sell or a solicitation of any offer to buy any securities issued by Enel S.p.A. or any of its subsidiaries.



# Quarterly bulletin 9M 2023

Contact us



## Monica Girardi

Head of Group Investor Relations

## Investor Relations team

Federico Baroncelli  
Serena Carioti  
Gaia Cherubini  
Federica Dori  
Fabrizio Ragnacci  
Danielle Ribeiro Da Encarnacao  
Riccardo Ricci  
Noemi Tomassi  
Emanuele Toppi

## Contacts

Email [investor.relations@enel.com](mailto:investor.relations@enel.com)

Phone +39 06 8305 7975

## Investor Relations App



iOS



Android



## Channels



Website  
[Enel.com](http://Enel.com)

Fine Comunicato n.0116-82

Numero di Pagine: 22