

ENEL S.p.A.

23 maggio

Assemblea Ordinaria del 23 maggio 2024Att. H e
nec. 36525ESITO VOTAZIONE**Oggetto: 5.2 Relazione sulla politica di remunerazione e sui compensi corrisposti - Seconda Sezione: relazione sui compensi corrisposti nel 2023 (deliberazione non vincolante)****Hanno partecipato alla votazione:**

- n° 3.659 azionisti,



portatori di n° 6.602.436.776 azioni ordinarie, tutte ammesse al voto,

pari al 64,941916% del capitale sociale.

Hanno votato:

% su Azioni Ordinarie che
hanno partecipato alla
votazione

| | | |
|-------------|---------------|------------|
| Favorevoli | 6.446.636.411 | 97,640260 |
| Contrari | 122.859.926 | 1,860827 |
| SubTotale | 6.569.496.337 | 99,501087 |
| Astenuti | 32.940.439 | 0,498913 |
| Totale | 6.602.436.776 | 100,000000 |
| Non votanti | 0 | |






Assemblea Ordinaria del 23 maggio 2024

LISTA ESITO DELLE VOTAZIONI

Oggetto: 5.2 Relazione sulla politica di remunerazione e sui compensi corrisposti - Seconda Sezione: relazione sui compensi corrisposti nel 2023 (deliberazione non vincolante)
FAVOREVOLI

| Badge | Ragione Sociale | Proprio | Delega | Totale |
|-------|---|---------|---------------|---------------|
| 1 | COMPUTERSHARE SPA RAPPRESENTANTE DESIGNATO IN QUALITÀ DI DELEGATO 135-UNDECIES TUF IN PERSONA DI VERONICA CICIRIELLO | 0 | 0 | 0 |
| *** | MINOZZI ROMANO | 0 | 6.743.384 | 6.743.384 |
| **D | GRANITIFIANDRE SOCIETA' PER AZIONI | 0 | 11.813.780 | 11.813.780 |
| **D | IRIS CERAMICA GROUP SOCIETA' PER AZIONI | 0 | 1.941.000 | 1.941.000 |
| **D | PREVEDI | 0 | 79.646 | 79.646 |
| **D | FONDO PENSIONE FONDENERGIA | 0 | 974.829 | 974.829 |
| **D | PREVIDENZA COOPERATIVA | 0 | 38.580 | 38.580 |
| **D | FINANZIARIA CERAMICA CASTELLARANO S P A | 0 | 1.425.711 | 1.425.711 |
| **D | PORCELAINGRES GMBH | 0 | 300.000 | 300.000 |
| **D | IRIS CERAMICA GROUP SOCIETA' PER AZIONI | 0 | 9.363.920 | 9.363.920 |
| *** | FERRAMOLA ANDREA | 0 | 707 | 707 |
| **D | FONDO SCUOLA ESPERO - CRESCITA AZIONARIO | 0 | 9.804 | 9.804 |
| **D | FONCHIM | 0 | 1.158.049 | 1.158.049 |
| **D | FONDO PEGASO | 0 | 79.086 | 79.086 |
| **D | ARCO FONDO NAZIONALE PENSIONE COMPLEMENTARE | 0 | 5.792 | 5.792 |
| **D | FONDO GOMMA PLASTICA | 0 | 60.179 | 60.179 |
| **D | SOLIDARIETA' VENETO - FONDO PENSIONE | 0 | 53.989 | 53.989 |
| 2 | COMPUTERSHARE SPA RAPPRESENTANTE DESIGNATO IN QUALITÀ DI DELEGATO 135-NOVIES IN PERSONA DI VERONICA CICIRIELLO | 0 | 0 | 0 |
| **D | MINISTERO DELL'ECONOMIA E DELLE FINANZE | 0 | 2.397.856.331 | 2.397.856.331 |
| **D | CASSA NAZIONALE DI PREVIDENZA ED ASSISTENZA FORENSE | 0 | 52.417.000 | 52.417.000 |
| 3 | COMPUTERSHARE SPA RAPPRESENTANTE DESIGNATO QUALE SUBDELEGATO 135-NOVIES (ST.TREVISAN) IN PERSONA DI VERONICA CICIRIELLO | 0 | 0 | 0 |
| **D | LVUI EQUITY EUROPE | 0 | 315.000 | 315.000 |
| **D | UNIVERSAL-INVESTMENT-GESELLSCHAFT MBH | 0 | 2.527.203 | 2.527.203 |
| **D | UNIVERSAL INVESTMENT GMBH | 0 | 49.000 | 49.000 |
| **D | DBCI-UNIVERSAL-FONDS I | 0 | 15.631 | 15.631 |
| **D | DEGUSSA AKTIEN UNIVERSAL-FONDS | 0 | 56.448 | 56.448 |
| **D | DEGUSSA BANK-UNIVERSAL-RENTENFONDS | 0 | 250.000 | 250.000 |
| **D | FONS DE RESERVA DE LA JUBILACIO | 0 | 90.783 | 90.783 |
| **D | UNION INVESTMENT INSTITUTIONAL GMBH | 0 | 382.106 | 382.106 |
| **D | UNION INVESTMENT PRIVATFONDS GMBH | 0 | 29.520 | 29.520 |
| **D | DELEN PRIVATE BANK | 0 | 2.645.891 | 2.645.891 |
| **D | UNIVERSAL INVEST SICAV | 0 | 5.643.449 | 5.643.449 |
| **D | LP C+F VERY LOW | 0 | 425.475 | 425.475 |
| **D | LP C+F GLOBAL ROUTE | 0 | 7.000 | 7.000 |
| **D | C+F GLOBAL LINE | 0 | 33.000 | 33.000 |
| **D | DEKA INVESTMENT GMBH KHN AKTIEN EX EMER | 0 | 40.170 | 40.170 |
| **D | DEKA INVESTMENT GMBH BV PAR FONDS | 0 | 76.870 | 76.870 |
| **D | LBBW ZYKLUS STRATEGIE | 0 | 200.000 | 200.000 |
| **D | HELABA INV KAPITALANL GES MBH HI SZVA 17 | 0 | 470.600 | 470.600 |
| **D | HELABA INVEST KAG MBH HI KAPPA 3 SFONDS | 0 | 87.898 | 87.898 |
| **D | DEKA INVESTMENT GMBH SHC AKTIEN | 0 | 16.000 | 16.000 |
| **D | LBBW AM-REM-STIFTUNGEN | 0 | 3.500 | 3.500 |
| **D | HELABA INVEST KAG MBH HI KAPPA 25 SFONDS | 0 | 348.100 | 348.100 |
| **D | HELABA INVEST KAG MBH HI SZVA 23 SFONDS | 0 | 242.800 | 242.800 |
| **D | DEKA INVESTMENT GMBH KSKBB FM I U03 | 0 | 207.000 | 207.000 |
| **D | DEKA INVESTMENT GMBH A SFUE LBBW | 0 | 104.070 | 104.070 |
| **D | LBBW AM-ALME INVEST | 0 | 80.000 | 80.000 |
| **D | DEKA INVESTMENT GMBH GLOBALE AKTIEN | 0 | 305.795 | 305.795 |

LISTA ESITO DELLE VOTAZIONE

Oggetto: 5.2 Relazione sulla politica di remunerazione e sui compensi corrisposti - Seconda Sezione: relazione sui compensi corrisposti nel 2023 (deliberazione non vincolante)
FAVOREVOLI

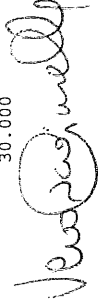
| Badge | Regione Sociale | Proprio | Delega | Totale |
|-------|--|---------|-----------|-----------|
| **D | LBBW AM-400 KARLSRUHER EUROPA-AKTIFONFOND | 0 | 61.897 | 61.897 |
| **D | LBBW AM INVESTMENTGES MBH LBBW AM MARTIN | 0 | 25.000 | 25.000 |
| **D | LBBW AM INVESTMENTGES MBH LBBW AM ELISABETH FONDS SEGM 1 | 0 | 88.000 | 88.000 |
| **D | DEKA INVESTMENT GMBH A FU 2 FONDS | 0 | 131.549 | 131.549 |
| **D | DEKA INVESTMENT GMBH A FU 1 FONDS AKTIEN | 0 | 100.000 | 100.000 |
| **D | LBBW DIVIDENDEN STRATEGIE EUROLAND | 0 | 1.045.930 | 1.045.930 |
| **D | HELABA INVEST KAG MBH HI SZVA 24 | 0 | 20.411 | 20.411 |
| **D | DEKA INVESTMENT GMBH DEKA VALUE EXTRA SE | 0 | 313.544 | 313.544 |
| **D | DEKA INVESTMENT GMBH A SFUE AKT DIVIDEND | 0 | 82.738 | 82.738 |
| **D | DEKA INVESTMENT GMBH NECKAR FUNDMASTER 1 | 0 | 482.233 | 482.233 |
| **D | LBBW AM-BUEHL 2020 | 0 | 13.950 | 13.950 |
| **D | LBBW AM INVESTMENTGES MBH LBBW AM 70 AKT | 0 | 200.000 | 200.000 |
| **D | HELABA INV KAPITALANL GES MBH HI SZVA 21 | 0 | 100.355 | 100.355 |
| **D | DEKA INVESTMENT GMBH KVR FONDS AKTIEN E | 0 | 302.486 | 302.486 |
| **D | LBBW AM-PENSION DATA1 | 0 | 28.000 | 28.000 |
| **D | LBBW AM-SUEDINVESTI32 | 0 | 8.715 | 8.715 |
| **D | HELABA INV KAPITALANL GES MBH HI KAPPA 1 | 0 | 191.600 | 191.600 |
| **D | LBBW AM INVESTMENTGES MBH LBBW AKTIEN EU | 0 | 170.720 | 170.720 |
| **D | LBBW AM INVESTMENTGES MBH LBBW AM 77 | 0 | 165.611 | 165.611 |
| **D | LBBW ASS MAN INVESTM GES MBH LBBW AM NOR | 0 | 36.454 | 36.454 |
| **D | LBBW AM INVESTMENTGES MBH LBBW AM LZK | 0 | 4.000 | 4.000 |
| **D | LBBW AM INVESTMENTGES MBH LBBW AM FSG | 0 | 8.000 | 8.000 |
| **D | LBBW AM INVESTMENTGES MBH PR3 FONDS | 0 | 6.850 | 6.850 |
| **D | LBBW AM INVESTMENTGES MBH LBBW AM, 65 SEG | 0 | 120.000 | 120.000 |
| **D | LBBW AM INVESTMENTGES MBH LBBW AM SKAN D | 0 | 70.000 | 70.000 |
| **D | LBBW AM INVESTMENTGES MBH LBBW AM AAA SE | 0 | 55.300 | 55.300 |
| **D | LBBW AM INVESTMENTGES MBH LBBW AM DKHS | 0 | 17.000 | 17.000 |
| **D | LBBW AM INVESTMENTGES MBH LBBW AM DBU | 0 | 36.882 | 36.882 |
| **D | LBBW AM INVESTMENTGES MBH LBBW AM RENDIT | 0 | 150.000 | 150.000 |
| **D | LBBW AM INVESTMENTGES MBH LBBW AM 48 | 0 | 150.000 | 150.000 |
| **D | LBBW AM INVESTMENTGES MBH LBBW AM TVNW | 0 | 16.200 | 16.200 |
| **D | LBBW AM INVESTMENTGES MBH LBBW AM MASTER | 0 | 36.840 | 36.840 |
| **D | LBBW AM INVESTMENTGES MBH LBBW AM RS INV | 0 | 17.000 | 17.000 |
| **D | HMT GLOBAL OPTIMAL DYNAMICS | 0 | 27.880 | 27.880 |
| **D | LEANVAL EQUITY PROTECT | 0 | 5.506 | 5.506 |
| **D | CASTELL GLOBAL GROWTH OPPORTUNITIES | 0 | 20.000 | 20.000 |
| **D | CASTELL GLOBAL EQUITY SELECT | 0 | 114.200 | 114.200 |
| **D | WOWI VERMOEGEN | 0 | 16.500 | 16.500 |
| **D | H H STIFTUNGSFONDS | 0 | 30.000 | 30.000 |
| **D | FIVV-MIC-MANDAT-DEFENSIV | 0 | 8.690 | 8.690 |
| **D | HMT EURO SEASONAL LONGSHORT | 0 | 34.319 | 34.319 |
| **D | SENTIX RISK RETURN -M- | 0 | 88.000 | 88.000 |
| **D | HANNOVERSICHEMEDIUMINVEST | 0 | 53.465 | 53.465 |
| **D | HANNOVERSICHEMAXINVEST | 0 | 82.264 | 82.264 |
| **D | AG OSTALB GLOBAL FONDS | 0 | 130.000 | 130.000 |
| **D | CANDRIAM BUSINESS EQUITIES SA | 0 | 1.222.394 | 1.222.394 |
| **D | UNIVERSAL INVESTMENT GESELLSCHAFT MBH ON | 0 | 25.000 | 25.000 |
| **D | BELFIUS PENSION FUND HIGH | 0 | 2.743.076 | 2.743.076 |
| **D | BELFIUS PENSION FUND LOW EQUITIES | 0 | 303.815 | 303.815 |
| **D | IQ AKTIENSTRATEGIE | 0 | 55.195 | 55.195 |



LISTA ESITO DELLE VOTAZIONE

Objetto: 5.2 Relazione sulla politica di remunerazione e sui compensi corrisposti - Seconda Sezione: relazione sui compensi corrisposti nel 2023 (deliberazione non vincolante)
FAVOREVOLI

| Badge | Regione Sociale | Proprio | Delega | Totale |
|-------|--|---------|-----------|-----------|
| **D | BASTI 1 METZLER | 0 | 9.350 | 9.350 |
| **D | HEILIGENFELD VERMORGEN | 0 | 8.860 | 8.860 |
| **D | TIMM INVEST EUROPA PLUS | 0 | 8.571 | 8.571 |
| **D | HMT HANSEMERKUR AKTIEN INVEST | 0 | 22.023 | 22.023 |
| **D | CASTELL GLOBAL INCOME OPPORTUNITIES | 0 | 148.000 | 148.000 |
| **D | ART AI EURO BALANCED | 0 | 3.339 | 3.339 |
| **D | SENTIX RISK RETURN -A- | 0 | 6.140 | 6.140 |
| **D | UNIVERSAL IMW | 0 | 51.072 | 51.072 |
| **D | WAVE TOTAL RETURN FONDS | 0 | 80.883 | 80.883 |
| **D | BELFIUS PENSION FUND BALANCED PLUS | 0 | 1.050.534 | 1.050.534 |
| **D | MASTERINVEST KAPITALANLAGE GMBH | 0 | 291.186 | 291.186 |
| **D | BELFIUS EQUITIES NV | 0 | 137.717 | 137.717 |
| **D | INTERNATIONALE KAPITALANLAGEGESELLSCHAFT | 0 | 105.340 | 105.340 |
| **D | VIVEK GOGIA VIVEK GOGIATOD BENEFICIARIES | 0 | 250 | 250 |
| **D | LYRON K MULLIGAN LYRON K MULLIGAN20420 E | 0 | 10 | 10 |
| **D | MLFF S CUST FPO MLFF S CUST PFOVIVEK GOG | 0 | 310 | 310 |
| **D | PREVINDAI BIL AXA | 0 | 295.306 | 295.306 |
| **D | WERNER WILD MARKUS | 0 | 4.000 | 4.000 |
| **D | PREVINDAI SVI AXA | 0 | 311.792 | 311.792 |
| **D | CHEKALIN YURY | 0 | 4.000 | 4.000 |
| **D | PEREIRA GILBERTO LU?S SOUSA | 0 | 107.850 | 107.850 |
| **D | DE VOS MARIA MAGDALENA | 0 | 25.000 | 25.000 |
| **D | LLB INVEST AGMKV FUR LLB AKTIEN GLOBAL PASSIV (USD) | 0 | 40.097 | 40.097 |
| **D | PREVINDAI BIL EURIZON | 0 | 89.323 | 89.323 |
| **D | CSIF CH III EQUITY WORLD EX CH CLIMATE CHANGE BLUE PENSTON FUND PLUS UBS FM SWITZERLAND AG | 0 | 5.560 | 5.560 |
| **D | CONVICTION PATRIMOINE | 0 | 44.600 | 44.600 |
| **D | ZELLWEGER JOSEF | 0 | 100 | 100 |
| **D | MAXIMCHUK ALEXEY | 0 | 32.200 | 32.200 |
| **D | OCCHETTA LUCA | 0 | 5.000 | 5.000 |
| **D | M?HR GUIDO | 0 | 5.000 | 5.000 |
| **D | DPAM L | 0 | 10.000 | 10.000 |
| **D | STOLL DANIEL | 0 | 6.000 | 6.000 |
| **D | TROUBOUNIS GEORGE | 0 | 4.500 | 4.500 |
| **D | DP PATRIMONIAL | 0 | 2.277.205 | 2.277.205 |
| **D | MOSBURGER KARL | 0 | 5.200 | 5.200 |
| **D | REUSS ANNETTE | 0 | 5.840 | 5.840 |
| **D | ARGIMON VITAS | 0 | 750 | 750 |
| **D | DPAM B | 0 | 1.249.844 | 1.249.844 |
| **D | GRIGORE ADRIAN-MARIAN | 0 | 200 | 200 |
| **D | CAVALLON MICHEL | 0 | 1.765 | 1.765 |
| **D | DP GL STRATEGY | 0 | 4.764.470 | 4.764.470 |
| **D | WOLFENBERGER STEFAN | 0 | 11.400 | 11.400 |
| **D | ROWLAND HILL MATTHEW JAMES | 0 | 10.000 | 10.000 |
| **D | BEST OF FUNDS | 0 | 2.011.530 | 2.011.530 |
| **D | LLB FUND SERV. AG AFD LLB AKTIEN EUROPA ESG (EUR) | 0 | 75.000 | 75.000 |
| **D | PREVINDAI SVI EURIZON | 0 | 105.394 | 105.394 |
| **D | SALA EMANUELE | 0 | 600 | 600 |
| **D | AL JABR HESHA ABDULLATIFE | 0 | 42.954 | 42.954 |
| **D | NEMETH BERNADETT | 0 | 5.400 | 5.400 |
| **D | LE DUC HERB NICOLE JACQUELINE | 0 | 30.000 | 30.000 |



Assemblea Ordinaria del 23 maggio 2024

LISTA ESITO DELLE VOTAZIONE

Oggetto: 5.2 Relazione sulla politica di remunerazione e sui compensi corrisposti - Seconda Sezione: relazione sui compensi corrisposti nel 2023 (deliberazione non vincolante)
FAVOREVOLI

| Badge | Ragione Sociale | Proprio | Delega | Totale |
|-------|---|---------|---------|---------|
| *** | ABBERSOLD MANUELA | 0 | 2.000 | 2.000 |
| *** | LGT FUND MANAGEMENT COMPANY LTD. | 0 | 43.745 | 43.745 |
| *** | SEB EUROLAND FREE OF MANAGEMENT FEE | 0 | 113.908 | 113.908 |
| *** | LLB INVEST AGMKV FUR LLB AKTIEN GLOBAL PASSIV (USD) I2 | 0 | 40.177 | 40.177 |
| *** | J. SAFRA SARASIN INVESTMENTFONDS AG - NCM GLOBAL EQUITY SELECTION | 0 | 119.171 | 119.171 |
| *** | CREDIT SUISSE LUX GLOBAL QUALITY DIVIDEND EQUITY FUND | 0 | 716.180 | 716.180 |
| *** | BAJPAI VIKRAMADITYA | 0 | 2.300 | 2.300 |
| *** | CSIF CH EQUITY EMU UBS FUND MANAGEMENT SWITZERLAND AG | 0 | 317.766 | 317.766 |
| *** | LUPI STEFANO EMILIO LAZZARO | 0 | 4.900 | 4.900 |
| *** | EVENSHOR PAUL DIETER | 0 | 3.000 | 3.000 |
| *** | K?NG LUKAS | 0 | 2.475 | 2.475 |
| *** | HANSON CAROLINE | 0 | 1.700 | 1.700 |
| *** | KREISEL THOMAS | 0 | 10.000 | 10.000 |
| *** | MICHELETTI FULVIO | 0 | 4.000 | 4.000 |
| *** | MARCIN RYLSKI OLIVER | 0 | 47 | 47 |
| *** | ULUSSEVERLER SUAY | 0 | 900 | 900 |
| *** | BASTERRA LARROUDE MAGDALENA SOFIA | 0 | 42.900 | 42.900 |
| *** | DPAM DBI B | 0 | 376.300 | 376.300 |
| *** | CSIF CH III EQUITY WORLD EX CH VALUE WEIGHTED PENSION FUND UBS FUND MANAGEMENT SWITZERLAND AG | 0 | 38.691 | 38.691 |
| *** | ANNE ENGSTROM-BONDY BEATRICE | 0 | 6.000 | 6.000 |
| *** | BRUGGER ELISABETH HELENE | 0 | 3.070 | 3.070 |
| *** | B?SINGER STEFAN GERHARD | 0 | 1.500 | 1.500 |
| *** | MEYER PETER PREBEN | 0 | 8.000 | 8.000 |
| *** | DIETER STUCKI RUDOLF | 0 | 5.000 | 5.000 |
| *** | ELBHAR VINCENT DAVID | 0 | 4.575 | 4.575 |
| *** | GUTERMANN URI DAN | 0 | 5.300 | 5.300 |
| *** | SALICE ANNA LUISA ANGELA MARIA | 0 | 9.100 | 9.100 |
| *** | SEB FD 1 -SEB EUROPE EXPOSURE FUND | 0 | 848.452 | 848.452 |
| *** | AXA VORSORGE FONDS II EQUITIES GLOBAL MARKETS PASSIVE UBS FUND MANAGEMENT SWITZERLAND AG | 0 | 904.094 | 904.094 |
| *** | BALOISE FUND INVEST 2 CH IF AKTIEN WELT EX SCHWEIZ PASSIV UBS FUND MANAGEMENT SWITZERLAND AG | 0 | 49.668 | 49.668 |
| *** | KOLUMBAN BALANCED UBS FUND MANAGEMENT SWITZERLAND AG | 0 | 572.218 | 572.218 |
| *** | NMMS GIEP BRI ACCOUNT | 0 | 20.167 | 20.167 |
| *** | FINREON WORLD EQUITY MULTI PREMIA DEFENSIVE PENSION UBS FUND MANAGEMENT SWITZERLAND AG | 0 | 19.792 | 19.792 |
| *** | CSIF4 CREDIT SUISSE LUX GLOBAL HIGH INCOME FUND USD | 0 | 38.680 | 38.680 |
| *** | CREDIT SUISSE LUX EUROPEAN QUALITY DIVIDEND EQUITY FUND | 0 | 323.491 | 323.491 |
| *** | AXA VORSORGE FONDS II EQUITIES GLOBAL MARKETS UBS FUND MANAGEMENT SWITZERLAND AG | 0 | 770.796 | 770.796 |
| *** | AESCHBACHER BRUNO | 0 | 4.000 | 4.000 |
| *** | CSIF 2 CREDIT SUISSE LUX SMALL AND MID CAP ALPHA LONG SHORT FUND | 0 | 314.945 | 314.945 |
| *** | MORRISON & CO HIGH CONVICTION INFRASTRUCTURE FUND | 0 | 126.409 | 126.409 |
| *** | SEB FUND 3--SEB PENSION FUND | 0 | 191.418 | 191.418 |
| *** | WIF-DWS QI EURO SHT EXT | 0 | 40.317 | 40.317 |
| *** | CS INVESTMENT FUNDS 2 CS LUX INFRASTRUCTURE EQUITY FUND | 0 | 811.200 | 811.200 |
| *** | SEB FD 3 - SEB GLOBAL EXPOSURE FUND | 0 | 996.440 | 996.440 |
| *** | AQR LUX FUNDS--AQR DIVERSIFIED-RISK PREMIA FUND/INTL TRADING | 0 | 174.738 | 174.738 |
| *** | SEB FUND 3 - SEB PENSION FUND PLUS | 0 | 32.574 | 32.574 |
| *** | FINREON WORLD EQUITY ECONOMIC EXPOSURE PENSION UBS FUND MANAGEMENT SWITZERLAND AG | 0 | 20.762 | 20.762 |
| *** | SEB FUND 3 - SEB PENSION FUND EXTRA | 0 | 16.747 | 16.747 |
| *** | CSIF 2 C SUISSE LUX THEMATIC OPPORTUNITIES EQUITY FUND | 0 | 103.641 | 103.641 |
| *** | BALOISE FUND INVEST 2 CH IF AKTIEN WELT EX SCHWEIZ UBS FUND MANAGEMENT SWITZERLAND AG | 0 | 9.309 | 9.309 |
| *** | PREVOYANCE NE FUND PREVOYANCE NE GLOBAL ASSETS UBS FUND MANAGEMENT SWITZERLAND AG | 0 | 3.052 | 3.052 |



LISTA ESITO DELLE VOTAZIONE

Oggetto: 5.2 Relazione sulla politica di remunerazione e sui compensi corrisposti - Seconda Sezione: relazione sui compensi corrisposti nel 2023 (deliberazione non vincolante)
FAVOREVOLI

| Badge | Ragione Sociale | Proprio | Delega | Totale |
|-------|---|---------|------------|------------|
| **D | SWISS NATIONAL BANK | 0 | 20.566.503 | 20.566.503 |
| **D | AFIR HOLDING AND MANAGEMENT COMPANY | 0 | 485.683 | 485.683 |
| **D | UNIINSTITUTIONAL EUROPEAN BONDS & EQUITIES | 0 | 65.526 | 65.526 |
| **D | EKSLUSIV PORTFOLIO SICAV - CHANCE | 0 | 48.830 | 48.830 |
| **D | EKSLUSIV PORTFOLIO SICAV-ERTRAG | 0 | 41.400 | 41.400 |
| **D | DEKA INVESTMENT GMBH W/A-HECKER-FONDS I | 0 | 104.000 | 104.000 |
| **D | DEKA INVESTMENT GMBH W/SPARKASSE-SHG-FONDS | 0 | 50.000 | 50.000 |
| **D | ALLIANZ GLOBAL INVESTORS GMBH W/ALLIANZGI-FONDS NBP SEGMENT NBP-AKTIE | 0 | 83.033 | 83.033 |
| **D | DEKA INTERNATIONAL S.A. W/DEKA-EUROPARAGRANT 90 | 0 | 20.976 | 20.976 |
| **D | UNIGLOBAL DIVIDENDE | 0 | 117.902 | 117.902 |
| **D | DEKA INTERNATIONAL S.A. W/DEKA-NACHHALTIGKEIT AKTIEN EUROPA | 0 | 2.162.800 | 2.162.800 |
| **D | DZPB II - FLEX 2 | 0 | 2.308.000 | 2.308.000 |
| **D | DEKA INVESTMENT GMBH W/MASTER 172 W/AKTIE | 0 | 263.000 | 263.000 |
| **D | DEKA INVESTMENT GMBH W/PALATIA FONDS W/U3 DEKA AKTIE | 0 | 157.300 | 157.300 |
| **D | INTERNATIONALE KAPITALANLAGEGESELLSCHAFT MBH W/INKA F100 W/S200 | 0 | 120.000 | 120.000 |
| **D | DZPB II - FLEX 3 | 0 | 910.025 | 910.025 |
| **D | DEKA VERMOEGENSMANAGEMENT GMBH W/ES-DIVIDENDENSTRATEGIE | 0 | 360.644 | 360.644 |
| **D | DEKA INTERNATIONAL S.A. W/HASPA MULTINVEST CHANCE | 0 | 68.893 | 68.893 |
| **D | DWS INVESTMENT GMBH W/DEAM-FONDS ZDB 2 | 0 | 200.000 | 200.000 |
| **D | DEKA INTERNATIONAL S.A. W/DEKA-EUROPARAGRANT | 0 | 620.748 | 620.748 |
| **D | DEKA INVESTMENT GMBH W/SCHAUISLAND U01 | 0 | 26.919 | 26.919 |
| **D | UNIVERSAL-INVESTMENT-GESELLSCHAFT MBH W/MASTER VANR FRA SEGM. MASTER VANR-AGI ALLOKATION (490306) | 0 | 89.950 | 89.950 |
| **D | ALLIANZ GLOBAL INVESTORS GMBH W/ALLIANZGI-FONDS AOKNW-AR SEGMENT OKW/CO-AKTIE | 0 | 116.635 | 116.635 |
| **D | DEKA VERMOEGENSMANAGEMENT GMBH, NIEDERLASSUNG LUXEMBURG W/IFM-INVEST AKTIEN EUROPA | 0 | 92.675 | 92.675 |
| **D | DEKA INVESTMENT GMBH W/DEKA MSCI EMU CL.C.ESG UCITS ETF | 0 | 429.264 | 429.264 |
| **D | DEKA INTERNATIONAL S.A. W/DEKA-EUROPAVALUE | 0 | 28.000 | 28.000 |
| **D | DEKA INVESTMENT GMBH W/KAISERSTUHL-FONDS | 0 | 15.607 | 15.607 |
| **D | DEKA INVESTMENT GMBH W/TREMONIUS-FONDS | 0 | 11.123 | 11.123 |
| **D | PICTET CH - GLOBAL EQUITIES | 0 | 72.487 | 72.487 |
| **D | PICTET GLOBAL SELECTION FUND - GLOBAL UTILITIES EQUITY CURRENCY HEDGED FUND | 0 | 295.075 | 295.075 |
| **D | UNIDIVIDENASS | 0 | 60.164 | 60.164 |
| **D | AVADIS FUND-AKTIE WELT AST 2 | 0 | 142.425 | 142.425 |
| **D | DEKA INTERNATIONAL S.A. W/DEKA-NACHHALTIGKEIT BALANCE | 0 | 4.829 | 4.829 |
| **D | BAYERNINVEST KAPITALVERWALTUNGSGESELLSCHAFT MBH W/VECO (AKTIEN) | 0 | 65.895 | 65.895 |
| **D | DWS INVESTMENT GMBH W/DEAM-FONDS HBS 1 | 0 | 18.568 | 18.568 |
| **D | EKSLUSIV PORTFOLIO SICAV-AKTIE | 0 | 98.025 | 98.025 |
| **D | PICTET - CLEAN ENERGY TRANSITION | 0 | 12.030.184 | 12.030.184 |
| **D | DEKA INVESTMENT GMBH W/COYO COBA | 0 | 14.218 | 14.218 |
| **D | DEKA INVESTMENT GMBH W/DK.MSCI EURO.CL.CH.ESG UCITS ETF | 0 | 447.895 | 447.895 |
| **D | PICTET-EUROLAND INDEX | 0 | 524.642 | 524.642 |
| **D | PICTET GLOBAL SELECTION FUND - GLOBAL UTILITIES EQUITY FUND | 0 | 19.431.813 | 19.431.813 |
| **D | DEKA INVESTMENT GMBH W/ MULDETAL MULTI ASSET FONDS | 0 | 6.170 | 6.170 |
| **D | PICTET - MULTI ASSET GLOBAL OPPORTUNITIES | 0 | 64.731 | 64.731 |
| **D | DZPB II - FLEX 1 | 0 | 136.500 | 136.500 |
| **D | DEKA INVESTMENT GMBH W/AFONDS-KIEL | 0 | 41.769 | 41.769 |
| **D | DEKA VERMOEGENSMANAGEMENT GMBH, NIEDERLASSUNG LUXEMBURG W/INVEST EVOLUTION | 0 | 48.000 | 48.000 |
| **D | DEKA VERMOEGENSMANAGEMENT GMBH, NIEDERLASSUNG LUXEMBURG W/HASPA SUBSTANZ | 0 | 35.000 | 35.000 |
| **D | IF IST - GLOBE INDEX | 0 | 283.858 | 283.858 |
| **D | PKG FONDS - AKTIE GLOBAL | 0 | 382.272 | 382.272 |
| **D | DEKA VERMOEGENSMANAGEMENT GMBH, NIEDERLASSUNG LUXEMBURG W/SPK MUENSTERLAND OST AKTIE PLUS | 0 | 794.500 | 794.500 |

Azionisti in delega: 3.430

Pagina 5

LISTA ESITO DELLE VOTAZIONE

Oggetto: 5.2 Relazione sulla politica di remunerazione e sui compensi corrisposti - Seconda Sezione: relazione sui compensi corrisposti nel 2023 (deliberazione non vincolante)
FAVOREVOLI

| Badge | Ragione Sociale | Proprio | Delega | Totale |
|-------|--|---------|------------|------------|
| ***D | PICTET CH INSTITUTIONAL - WORLD EX SWISS EQUITIES TRACKER US TE EX SL | 0 | 93.385 | 93.385 |
| ***D | DEKA INVESTMENT GMBH W/DONAU-MULTI-ASSET-FUNDMASTER U01 AKTIEN | 0 | 341.693 | 341.693 |
| ***D | DEKA VERMOEGENSMANAGEMENT GMBH, NIEDERLASSUNG LUXEMBURG W/AACHEN-INVEST SELECT | 0 | 175.000 | 175.000 |
| ***D | WORLD TRADE ORGANIZATION PENSION PLAN | 0 | 68.070 | 68.070 |
| ***D | DEKA INVESTMENT GMBH W/FULDA-FONDS | 0 | 5.600 | 5.600 |
| ***D | PICTET - QUEST AI-DRIVEN GLOBAL EQUITIES | 0 | 2.309 | 2.309 |
| ***D | PICTET - EUROPE INDEX | 0 | 811.060 | 811.060 |
| ***D | PICTET CH INSTITUTIONAL - WORLD EX SWISS EQUITIES TRACKER US TE | 0 | 44.891 | 44.891 |
| ***D | QUERO CAPITAL FUNDS (LUX) - ACCESSIBLE CLEAN ENERGY | 0 | 159.136 | 159.136 |
| ***D | PICTET CH INSTITUTIONAL - EUROPEAN EX SWISS EQUITIES TRACKER | 0 | 229.722 | 229.722 |
| ***D | PERPETUAL INVESTMENT FUND S.C.A. SICAV-RAIF - EXCELSIOR PORTFOLIO | 0 | 54.707 | 54.707 |
| ***D | QUONIAM FUNDS SELECTION SICAV - EUROPEAN EQUITIES | 0 | 16.168 | 16.168 |
| ***D | PICTET GLOBAL SELECTION FUND - GLOBAL INCOME STOCK FUND | 0 | 91.184 | 91.184 |
| ***D | PICTET CH INSTITUTIONAL - WORLD EX SWISS SUSTAINABLE EQUITIES TRACKER | 0 | 195.089 | 195.089 |
| ***D | PICTET CH INSTITUTIONAL - WORLD EX SWISS EQUITIES TRACKER | 0 | 271.038 | 271.038 |
| ***D | PICTET GLOBAL SELECTION FUND - GLOBAL HIGH YIELD UTILITIES EQUITY FUND | 0 | 59.478 | 59.478 |
| ***D | BANQUE PICTET AND CIE SA | 0 | 26.233 | 26.233 |
| ***D | DEKA INVESTMENT GMBH W/A-WEBI-FONDS | 0 | 16.018 | 16.018 |
| ***D | DEKA INVESTMENT GMBH W/DEKA-NACHHALTIGKEIT DIVIDENDENSTRATEGIE | 0 | 1.500.000 | 1.500.000 |
| ***D | DEKA INVESTMENT GMBH W/A-FELD-AKTIE-FONDS | 0 | 43.050 | 43.050 |
| ***D | DEKA INVESTMENT GMBH W/VRS-FONDS I | 0 | 14.000 | 14.000 |
| ***D | PICTET - GLOBAL MEGATREND SELECTION | 0 | 2.537.931 | 2.537.931 |
| ***D | DEKA INVESTMENT GMBH W/NOSPA-U01-AKTIE | 0 | 53.851 | 53.851 |
| ***D | RAIFFEISEN INDEX FONDS -EURO STOXX 50 | 0 | 157.450 | 157.450 |
| ***D | EKLUJUSIV PORTFOLIO SICAV-WACHSTUM | 0 | 87.595 | 87.595 |
| ***D | DEKA INVESTMENT GMBH W/ARGO NAVIS U2 | 0 | 11.000 | 11.000 |
| ***D | DEKA INVESTMENT GMBH W/DK.MSCI WOR.CL.CH.ESG UCITS ETF | 0 | 116.841 | 116.841 |
| ***D | AVADIS FUND-AKTIE WELT CO2 SELECT AST 2 | 0 | 39.658 | 39.658 |
| ***D | DEKA INVESTMENT GMBH W/S-GELSEN-FONDS W/GE AKTIEN GLOBAL | 0 | 138.429 | 138.429 |
| ***D | ALLIANZ GLOBAL INVESTORS GMBH W/VBOK | 0 | 13.358 | 13.358 |
| ***D | DEKA INVESTMENT GMBH W/HD-PHILOSOPHENWEG | 0 | 51.532 | 51.532 |
| ***D | DEKA INVESTMENT GMBH W/A-TURTLE-FONDS | 0 | 26.360 | 26.360 |
| ***D | PICTET CH INSTITUTIONAL - EUROPEAN EX SWISS EQUITIES TRACKER EX SL | 0 | 260.789 | 260.789 |
| ***D | TURICUM - AKTIEN - UND IMMOBILIENWERTSCHRIFTEN | 0 | 438.468 | 438.468 |
| ***D | DEKA INVESTMENT GMBH W/MV-FONDS | 0 | 89.000 | 89.000 |
| ***D | DEKA INVESTMENT GMBH W/DEKA-DIVIDENDENSTRATEGIE | 0 | 14.620.000 | 14.620.000 |
| ***D | DEKA VERMOEGENSMANAGEMENT GMBH W/DEKA-BOULIQUE SELECT OFFENSIV | 0 | 50.350 | 50.350 |
| ***D | DEKA INVESTMENT GMBH W/MKG W/U2 MKG EUROLAND | 0 | 11.916 | 11.916 |
| ***D | DEKA INVESTMENT GMBH W/DEKA-DIVIDENDENSTRATEGIE-EUROPA | 0 | 655.400 | 655.400 |
| ***D | DEKA INVESTMENT GMBH W/A-ASD-FONDS | 0 | 31.000 | 31.000 |
| ***D | DEKA INVESTMENT GMBH W/S BROKER I FONDS | 0 | 10.000 | 10.000 |
| ***D | DEKA INVESTMENT GMBH W/SVN II-FONDS | 0 | 25.495 | 25.495 |
| ***D | DEKA INVESTMENT GMBH W/DEKA-ABSOLUTE RETURN DEFENSIV | 0 | 3.241 | 3.241 |
| ***D | DEKA INVESTMENT GMBH W/A-HAM-FONDS W/U02 | 0 | 5.684 | 5.684 |
| ***D | DEKA INVESTMENT GMBH W/NM1 - FONDS U01 | 0 | 5.500 | 5.500 |
| ***D | DEKA INVESTMENT GMBH W/NULLI-FONDS W/U01 AKTIEN | 0 | 49.500 | 49.500 |
| ***D | DEKA INVESTMENT GMBH W/DOHAMON-FONDS | 0 | 3.801 | 3.801 |
| ***D | DEKA INVESTMENT GMBH W/A-LANDGRAF PHILIPP FONDS W/U01 WERTPAPIERE | 0 | 33.250 | 33.250 |
| ***D | DEKA INVESTMENT GMBH W/EKO-FONDS | 0 | 20.000 | 20.000 |
| ***D | BAYERNINVEST KAPITALVERWALTUNGSGESELLSCHAFT MBH W/LIBI - FONDS | 0 | 79.541 | 79.541 |




615

LISTA ESITO DELLE VOTAZIONE

Objetto: 5.2 Relazione sulla politica di remunerazione e sui compensi corrisposti - Seconda Sezione: relazione sui compensi corrisposti nel 2023 (deliberazione non vincolante) FAVOREVOLI

| Badge | Regione Sociale | Proprio | Delega | Totale |
|-------|---|---------|-----------|-----------|
| **D | DEKA INVESTMENT GMBH W/A-BAD HERSFELD-FONDS W/U01 | 0 | 34.350 | 34.350 |
| **D | DEKA INVESTMENT GMBH W/SVRP-FONDS | 0 | 15.545 | 15.545 |
| **D | DEKA INVESTMENT GMBH W/DEKA-NACHHALTIGKEIT KOMMUNAL | 0 | 144.820 | 144.820 |
| **D | DEKA INVESTMENT GMBH W/DEKA-EURO-IST. EX FIN DI.+UC.ETF | 0 | 1.292.408 | 1.292.408 |
| **D | DEKA INVESTMENT GMBH W/VER 03-FONDS W/U1 | 0 | 8.766 | 8.766 |
| **D | ALLIANZ GLOBAL INVESTORS GMBH W/LIFCO III | 0 | 18.524 | 18.524 |
| **D | DEKA INVESTMENT GMBH W/A-AMISIA-FONDS | 0 | 76.000 | 76.000 |
| **D | DEKA INVESTMENT GMBH W/DEKA IHKLW W/U01 | 0 | 7.324 | 7.324 |
| **D | DEKA INVESTMENT GMBH W/ROLAND-MASTERFONDS W/ROLAND U1 | 0 | 57.401 | 57.401 |
| **D | DEKA INVESTMENT GMBH W/DEKA EURO STOXX 50 ESG UCITS ETF | 0 | 682.618 | 682.618 |
| **D | DEKA INVESTMENT GMBH W/BEVOS DEKA FONDS | 0 | 25.000 | 25.000 |
| **D | DEKA INVESTMENT GMBH W/DEKAFONDS-RA-HH W/DWS AKTIEN | 0 | 58.907 | 58.907 |
| **D | DEKA INVESTMENT GMBH W/DEKA-EUROPA AKTIEN STRATEGIE | 0 | 101.500 | 101.500 |
| **D | DEKA INVESTMENT GMBH W/DEKA MSCI WORLD UCITS ETF | 0 | 339.835 | 339.835 |
| **D | DEKA VERMOEGENSMANAGEMENT GMBH W/HAMBURGER STIFTUNGSFONDS | 0 | 130.000 | 130.000 |
| **D | DEKA INVESTMENT GMBH W/DEKA BIV-B | 0 | 1.137 | 1.137 |
| **D | DEKA INVESTMENT GMBH W/A-BGLN-FONDS W/A-BGLN-BANTLEON | 0 | 3.626 | 3.626 |
| **D | DEKA INVESTMENT GMBH W/HIMMELSTUERMER | 0 | 13.000 | 13.000 |
| **D | DEKA INVESTMENT GMBH W/A-DIM-WETZLAR-FONDS | 0 | 19.696 | 19.696 |
| **D | DEKA INVESTMENT GMBH W/OBERES-SCHLOSS-U2 | 0 | 82.000 | 82.000 |
| **D | DEKA INVESTMENT GMBH W/A-HFD-FONDS W/S2 AKTIEN | 0 | 90.000 | 90.000 |
| **D | DEKA INVESTMENT GMBH W/DEKA-BR 85 | 0 | 265.978 | 265.978 |
| **D | DEKA INVESTMENT GMBH W/A-DIM-WETZLAR-BALANCED-FONDS | 0 | 25.200 | 25.200 |
| **D | DEKA INVESTMENT GMBH W/KOMMUNAL-TUT-BALANCED-FONDS | 0 | 15.261 | 15.261 |
| **D | DEKA INVESTMENT GMBH W/DEKA-BR 35 | 0 | 125.537 | 125.537 |
| **D | DEKA INVESTMENT GMBH W/NEO-FONDS AKTIEN | 0 | 235.209 | 235.209 |
| **D | DEKA INVESTMENT GMBH W/INTER-ESSEN-FONDS W/SEGMENT 2 | 0 | 38.203 | 38.203 |
| **D | DEKA INVESTMENT GMBH W/ARIDEKA | 0 | 7.000.000 | 7.000.000 |
| **D | DEKA INVESTMENT GMBH W/MAULBRONN-STROMBERG-FONDS | 0 | 39.638 | 39.638 |
| **D | DEKA INVESTMENT GMBH W/DEKA-PRIVATVORSORGE AS | 0 | 236.000 | 236.000 |
| **D | DEKA INVESTMENT GMBH W/DEKA EURO STOXX 50 UCITS ETF | 0 | 1.825.428 | 1.825.428 |
| **D | DEKA INVESTMENT GMBH W/A-PERSPEKTIVE | 0 | 19.170 | 19.170 |
| **D | DEKA INVESTMENT GMBH W/A-DOR-FONDS W/U23 | 0 | 131.550 | 131.550 |
| **D | DEKA VERMOEGENSMANAGEMENT GMBH W/PRIVATE BANKING STRUKTUR | 0 | 38.000 | 38.000 |
| **D | DEKA INVESTMENT GMBH W/DEKA-BR 75 | 0 | 35.325 | 35.325 |
| **D | DEKA INVESTMENT GMBH W/A-VSA-FONDS W/BALANCE | 0 | 69.400 | 69.400 |
| **D | DEKA INVESTMENT GMBH W/A-WOLFACH-FONDS | 0 | 6.000 | 6.000 |
| **D | DEKA INVESTMENT GMBH W/DEKA-BR 55 | 0 | 20.169 | 20.169 |
| **D | DEKA INVESTMENT GMBH W/AUEW-FONDS W/1-FONDS | 0 | 8.000 | 8.000 |
| **D | DEKA INVESTMENT GMBH W/DEKA-BAV-FONDS | 0 | 198.002 | 198.002 |
| **D | DEKA INVESTMENT GMBH W/DEKA STOXX EUROPE 50 UCITS ETF | 0 | 123.253 | 123.253 |
| **D | DEKA INVESTMENT GMBH W/DEKA-BR 100 | 0 | 1.040.500 | 1.040.500 |
| **D | DEKA INVESTMENT GMBH W/DEKA MSCI EUROPE UCITS ETF | 0 | 841.696 | 841.696 |
| **D | ALLIANZGI-FONDS VSBW | 0 | 127.635 | 127.635 |
| **D | PRCO-COFONDS I | 0 | 40.000 | 40.000 |
| **D | ALLIANZGI-FONDS DUNHILL | 0 | 24.940 | 24.940 |
| **D | GENERALI ITALIA SPA | 0 | 1.903.813 | 1.903.813 |
| **D | GENERELIFE SPA | 0 | 1.193.925 | 1.193.925 |
| **D | WC PENSIONINVEST | 0 | 90.673 | 90.673 |
| **D | SAEV MASTERFONDS INKA | 0 | 337.056 | 337.056 |



416

LISTA ESITO DELLE VOTAZIONE

Objetto: 5.2 Relazione sulla politica di remunerazione e sui compensi corrisposti - Seconda Sezione: relazione sui compensi corrisposti nel 2023 (deliberazione non vincolante)
FAVOREVOLI

| Badge | Regione Sociale | Proprrio | Delega | Totale |
|-------|--|----------|-----------|-----------|
| **D | ARCA AZIONI ITALIA | 0 | 6.747.348 | 6.747.348 |
| **D | SUWE-COFONDS | 0 | 70.000 | 70.000 |
| **D | SGD RS 2015 2 | 0 | 61.169 | 61.169 |
| **D | SGD GE 2014-1 | 0 | 44.306 | 44.306 |
| **D | BNP PARIBAS CARDIF VITA COMPAGNIA DI ASSICURAZIONE E RIASSICURAZ SPA | 0 | 155.182 | 155.182 |
| **D | COV WACHSTUM MF | 0 | 41.474 | 41.474 |
| **D | AZIMUT CAPITAL MANAGEMENT SGR S.P.A | 0 | 420.000 | 420.000 |
| **D | UNIVERSAL-INVESTMENT-GESELLSCHAFT MBH ON BEHALF OF UNIVERSAL-CA V | 0 | 176.764 | 176.764 |
| **D | FIDELITY SICAV EUROPE | 0 | 2.259.047 | 2.259.047 |
| **D | AXA OPTIMAL INCOME | 0 | 724.052 | 724.052 |
| **D | AZIMUT CAPITAL MANAGEMENT SGR S.P.A | 0 | 28.000 | 28.000 |
| **D | HI-AKTIEK-AKTIV-FUNDAMENTAL-SFONDS | 0 | 965.000 | 965.000 |
| **D | UNIVERSAL-INVESTMENT-GESELLSCHAFT MBH ON BEHALF OF ARSD-UNIVERSAL-FONDS | 0 | 140.031 | 140.031 |
| **D | ALLIANZGI-FONDS GANO 2 | 0 | 30.835 | 30.835 |
| **D | ALLIANZGI-SUBFONDS TOB -NEU- | 0 | 59.162 | 59.162 |
| **D | UNIVERSAL-INVESTMENT-GESELLSCHAFT MBH ON BEHALF OF BAYVK AI-FONDS | 0 | 253.727 | 253.727 |
| **D | ALLIANZGI-FONDS PFD | 0 | 6.519 | 6.519 |
| **D | UNIVERSAL-INVESTMENT-GESELLSCHAFT MBH ON BEHALF OF FEHO-UNIVERSAL-FONDS | 0 | 120.000 | 120.000 |
| **D | ALLIANZGI-FONDS SIV | 0 | 8.827 | 8.827 |
| **D | FCP ALM ACTIONS EUROPE ISR | 0 | 708.901 | 708.901 |
| **D | HI-172915-FONDS | 0 | 57.170 | 57.170 |
| **D | FCP GARANCE EUROPE 2 | 0 | 328.824 | 328.824 |
| **D | UNIVERSAL-INVESTMENT-GESELLSCHAFT MBH ON BEHALF OF MS-B HAUPFONDS | 0 | 287.631 | 287.631 |
| **D | AXA ACT CARBON OFFSET EUROBLOC EQUITY QI | 0 | 401.205 | 401.205 |
| **D | ALLIANZ GLOBAL INVESTORS GMBH | 0 | 7.067.870 | 7.067.870 |
| **D | PSVAG MASTERFONDS | 0 | 370.238 | 370.238 |
| **D | ERI BAYERNINVEST FONDS AKTIEN EUROPA | 0 | 347.745 | 347.745 |
| **D | ALM ACTIONS ZONE EURO ISR | 0 | 4.817.466 | 4.817.466 |
| **D | VWLAKH MASTER | 0 | 61.000 | 61.000 |
| **D | ALLIANZGI-FONDS WERT | 0 | 7.200 | 7.200 |
| **D | ALM ACTIONS EURO | 0 | 1.145.092 | 1.145.092 |
| **D | PEGASUS-UI-FONDS | 0 | 600.680 | 600.680 |
| **D | SYCOMORE PARTNERS | 0 | 2.300.000 | 2.300.000 |
| **D | DEKA-MASTER-HAEC I | 0 | 182.766 | 182.766 |
| **D | ZURICH INSURANCE COMPANY LTD - BRANCH ITALIANA | 0 | 43.285 | 43.285 |
| **D | ALLIANZGI-FONDS DPF DILLINGER PENSIONS FONDS MF | 0 | 61.318 | 61.318 |
| **D | UNIVERSAL-INVESTMENT-GESELLSCHAFT MBH ON BEHALF OF BHI 12 UNIVERSALFONDS | 0 | 8.077 | 8.077 |
| **D | UI-NSNPT-BAP-FONDS | 0 | 9.698 | 9.698 |
| **D | AZIMUT CAPITAL MANAGEMENT SGR S.P.A | 0 | 213.652 | 213.652 |
| **D | HI-AKTIEK-AKTIV-VALUE-SFONDS | 0 | 1.876.501 | 1.876.501 |
| **D | ATCP-UI-FONDS | 0 | 31.466 | 31.466 |
| **D | ZURICH INVESTMENTS LIFE S P A | 0 | 689.979 | 689.979 |
| **D | UNIVERSAL-INVESTMENT-GESELLSCHAFT MBH ON BEHALF OF WMB-UNIVERSAL-FONDS | 0 | 10.268 | 10.268 |
| **D | ALLIANZGI-FONDS AFE SEGMENT AFE-AA3 | 0 | 80.923 | 80.923 |
| **D | ALLIANZGI-FONDS GANO | 0 | 5.710 | 5.710 |
| **D | UNIVERSAL-INVESTMENT-GESELLSCHAFT MBH ON BEHALF OF UNIVERSAL-OCO | 0 | 235.452 | 235.452 |
| **D | LHCO-FONDS | 0 | 150.000 | 150.000 |
| **D | ARABELLE VEGA IM | 0 | 10.000 | 10.000 |
| **D | CAND EXANE/LOT136/FRR10H | 0 | 1.046.063 | 1.046.063 |
| **D | FONDS DE RESERVE POUR LES RETRAITES | 0 | 978.744 | 978.744 |

LISTA ESITO DELLE VOTAZIONI

Oggetto: 5.2 Relazione sulla politica di remunerazione e sui compensi corrisposti - Seconda Sezione: relazione sui compensi corrisposti nel 2023 (deliberazione non vincolante)
FAVOREVOLI

| Badge | Ragione Sociale | Proprio | Delega | Totale |
|-------|---|---------|-----------|-----------|
| **D | DPCTA-MASTERFONDS | 0 | 18.420 | 18.420 |
| **D | AKTIEN EUROPA - UI | 0 | 56.874 | 56.874 |
| **D | ALLIANZGI-FONDS AVP | 0 | 4.019 | 4.019 |
| **D | HI-PNWL-DIVIDENDP-PLUS-FONDS | 0 | 550.008 | 550.008 |
| **D | KAIROS INTERNATIONAL SICAV - EUROPEAN LONG/SHORT | 0 | 600.000 | 600.000 |
| **D | BOSTON PARTNERS GLOBAL EQUITY FUND | 0 | 540.062 | 540.062 |
| **D | AQUARIUS INTERNATIONAL FUND | 0 | 225.672 | 225.672 |
| **D | PZENA INTERNATIONAL VALUE FUND | 0 | 238.917 | 238.917 |
| **D | BROOKFIELD GLOBAL RENEWABLES & SUSTAINABLE INFRASTRUCTURE FUND | 0 | 372.490 | 372.490 |
| **D | RLA INTERNATIONAL EQUITIES FUND | 0 | 230.724 | 230.724 |
| **D | INFO-COMMUNICATIONS MEDIA DEVELOPMENT AUTHORITY | 0 | 11.222 | 11.222 |
| **D | PHILADELPHIA GAS WORKS PENSION PLAN | 0 | 8.354 | 8.354 |
| **D | AZ FUND 1 AZ ALLOCATION GLOBAL | 0 | 9.320 | 9.320 |
| **D | FULCRUM DIVERSIFIED ABSOLUTE RETURN FUND | 0 | 16.680 | 16.680 |
| **D | DBI-STIFTUNGSFONDS WISSENSCHAFT | 0 | 19.931 | 19.931 |
| **D | LA FRANCAISE LUX - MULTI-ASSET INCOME | 0 | 2.188 | 2.188 |
| **D | SHIRES INCOME PIC | 0 | 308.099 | 308.099 |
| **D | ALLIANZGI-FONDS BREMEN | 0 | 21.131 | 21.131 |
| **D | SVCO III-FONDS | 0 | 50.000 | 50.000 |
| **D | UNIVERSAL-INVESTMENT-GESELLSCHAFT MBH ON BEHALF OF HMT EURO AKTIEN SOLVENCY | 0 | 87.833 | 87.833 |
| **D | GLOBAL EQUITIES ENHANCED INDEX FUND | 0 | 1.244.645 | 1.244.645 |
| **D | RUSSELL INVESTMENTS GLOBAL LISTED INFRASTRUCTURE FUND | 0 | 83.862 | 83.862 |
| **D | AZ FUND 1 - AZ EQUITY WATER AND RENEWABLE RESOURCES | 0 | 115.000 | 115.000 |
| **D | TRUESHARES EAGLE GLOBAL RENEWABLE ENERGY INCOME ETF | 0 | 27.100 | 27.100 |
| **D | AMERICAN HEART ASSOCIATION, INC. | 0 | 28.976 | 28.976 |
| **D | CARILLON CLARIVEST INTERNATIONAL STOCK FUND | 0 | 332.199 | 332.199 |
| **D | UNIVERSAL-INVESTMENT-GESELLSCHAFT MBH ON BEHALF OF VE-UNIVERSAL-FONDS | 0 | 883.551 | 883.551 |
| **D | EXANE FUNDS 2 | 0 | 2.673.416 | 2.673.416 |
| **D | AZ FUND 1 AZ EQUITY GLOBAL INFRASTRUCTURE | 0 | 708.000 | 708.000 |
| **D | LA FRANCAISE LUX - GTS REACTIF | 0 | 22.565 | 22.565 |
| **D | ENTE NAZIONALE DI PREVIDENZA ED ASSISTENZA MEDICI (E.N.P.A M | 0 | 2.939.450 | 2.939.450 |
| **D | ALLIANZGI-FONDS TOSCA | 0 | 75.411 | 75.411 |
| **D | ECOFIN GLOBAL RENEWABLES INFRASTRUCTURE FUND | 0 | 1.148.555 | 1.148.555 |
| **D | CONSERVATION INTERNATIONAL FOUNDATION, INC. | 0 | 4.337 | 4.337 |
| **D | HUBER CAPITAL INVESTMENTS, LLC | 0 | 3.085 | 3.085 |
| **D | GENERALI INVESTMENTS SICAV | 0 | 430.025 | 430.025 |
| **D | KAYNE ANDERSON RENEWABLE INFRASTRUCTURE FUND | 0 | 113.760 | 113.760 |
| **D | CBP GROWTH SEGMENT AKTIEN GLOBAL- BEST STYLES | 0 | 141.846 | 141.846 |
| **D | AZ FUND 1 AZ ALTERNATIVE SMART RISK PREMIA | 0 | 170.300 | 170.300 |
| **D | STERLING CAPITAL BEHAVIORAL INTERNATIONAL EQUITY FUND | 0 | 186.975 | 186.975 |
| **D | DEKA-RAB- SEGMENT DWS-RAB | 0 | 37.813 | 37.813 |
| **D | CAIXABANK WEALTH SICAV | 0 | 50.000 | 50.000 |
| **D | BROOKFIELD REAL ASSETS INCOME FUND INC | 0 | 14.243 | 14.243 |
| **D | AAM S&P DEVELOPED MARKETS HIGH DIVIDEND VALUE ETF | 0 | 5.335 | 5.335 |
| **D | JANUS HENDERSON GLOBAL EQUITY INCOME FUND | 0 | 1.495.672 | 1.495.672 |
| **D | KAYNE ANDERSON RENEWABLE INFRASTRUCTURE PARTNERS, LP | 0 | 612.730 | 612.730 |
| **D | AZ FUND 1 AZ ALLOCATION TREND | 0 | 3.208.600 | 3.208.600 |
| **D | KAIROS INTERNATIONAL SICAV-ITALIA | 0 | 1.598.434 | 1.598.434 |
| **D | AZ FUND 1 AZ ALLOCATION INTERNATIONAL | 0 | 50.000 | 50.000 |
| **D | UNIVERSAL-INVESTMENT-GESELLSCHAFT MBH ON BEHALF OF COMMERZBANK FLEXIBLE ALLOCATION EUROLAND | 0 | 416.132 | 416.132 |




618

LISTA ESITO DELLE VOTAZIONE

Oggetto: 5.2 Relazione sulla politica di remunerazione e sui compensi corrisposti - Seconda Sezione: relazione sui compensi corrisposti nel 2023 (deliberazione non vincolante) FAVOREVOLI

| Badge | Regione Sociale | Proprio | Delega | Totale |
|-------|--|---------|------------|------------|
| **D | DNCA INVEST VALUE EUROPE | 0 | 2.404.961 | 2.404.961 |
| **D | KREBSHILFE-2-FONDS | 0 | 28.000 | 28.000 |
| **D | BFI GLOBAL INVESTMENT FUND- PERSEO FUND | 0 | 10.893 | 10.893 |
| **D | FONDACO OBIETTIVO WELFARE UCITS SICAV - EQUITY- EURO EQUITY | 0 | 55.433 | 55.433 |
| **D | UNIVERSAL-INVESTMENT-GESELLSCHAFT MBH ON BEHALF OF COLUMBUS FONDS | 0 | 53.189 | 53.189 |
| **D | MERCER UNHEDGED OVERSEAS SHARES TRUST | 0 | 203.089 | 203.089 |
| **D | COVENANT HEALTH INVESTMENT TRUST | 0 | 114.170 | 114.170 |
| **D | FONDAZIONE ROMA - GLOBAL PASSIVE EQUITIES | 0 | 25.230 | 25.230 |
| **D | UNIVERSAL-INVESTMENT-GESELLSCHAFT MBH ON BEHALF OF HMT GLOBAL AKTIEN INFRASTRUKTUR | 0 | 69.031 | 69.031 |
| **D | PACER TRENDPILOT INTERNATIONAL ETF | 0 | 65.059 | 65.059 |
| **D | BFI GLOBAL INVESTMENT FUND- MAVERICK GLOBAL FUND | 0 | 13.061 | 13.061 |
| **D | GID-FONDS GPRET MULTIFLEX II | 0 | 5.627 | 5.627 |
| **D | BNZ WHOLESALE INTERNATIONAL EQUITIES (INDEX) FUND | 0 | 158.802 | 158.802 |
| **D | UNIVERSAL-INVESTMENT-GESELLSCHAFT MBH ON BEHALF OF EPOTIF MASTERFONDS | 0 | 163.859 | 163.859 |
| **D | ALLIANZGI-FONDS PFI SEGMENT PFI-GMI-G-MA | 0 | 33.717 | 33.717 |
| **D | ENTE NAZIONALE DI PREVIDENZA ED ASSISTENZA DEI MEDICI E DEGLI ODONTOIATRI | 0 | 32.036.296 | 32.036.296 |
| **D | GID-FONDS GPRET MULTIFLEX | 0 | 2.979 | 2.979 |
| **D | DEE STREET GLOBAL EQUITY FUND | 0 | 93.002 | 93.002 |
| **D | KAIROS INTERNATIONAL SICAV-KEY | 0 | 980.608 | 980.608 |
| **D | ALLIANZGI F PENCABEV PENSIONS | 0 | 389.522 | 389.522 |
| **D | AMP WHOLESALE GLOBAL EQUITIES FUND | 0 | 1.247.180 | 1.247.180 |
| **D | ALLIANZGI-FONDS SHL | 0 | 10.000 | 10.000 |
| **D | PINEBRIDGE SELECT FUNDS VCC | 0 | 64.162 | 64.162 |
| **D | INNOVATOR GRADIENT TACTICAL ROTATION STRATEGY ETF | 0 | 209.216 | 209.216 |
| **D | CAIXABANK GLOBAL ALBUS FUND | 0 | 120.000 | 120.000 |
| **D | GUIDEMARK WORLD EX-US FUND | 0 | 21.901 | 21.901 |
| **D | AZ FUND 1 AZ ALLOCATION PIR ITALIAN EXCELLENCE 70 | 0 | 1.327.000 | 1.327.000 |
| **D | ECOFIN SUSTAINABLE AND SOCIAL IMPACT TERM FUND | 0 | 512.946 | 512.946 |
| **D | AZ FUND 1 AZ ALLOCATION PIR ITALIAN EXCELLENCE 30 | 0 | 59.800 | 59.800 |
| **D | ALLIANZGI FONDS OB PENSION | 0 | 37.577 | 37.577 |
| **D | DNCA INVEST BEYOND CLIMATE | 0 | 1.609.690 | 1.609.690 |
| **D | KAIROS INTERNATIONAL SICAV - MADE IN ITALY | 0 | 421.386 | 421.386 |
| **D | FONDAZIONE ROMA - GLOBAL EQUITY SATELITE II | 0 | 170.314 | 170.314 |
| **D | DNCA INVEST MIURI | 0 | 450.000 | 450.000 |
| **D | PRAXIS INTERNATIONAL INDEX FUND | 0 | 63.194 | 63.194 |
| **D | UNIVERSAL-INVESTMENT-GESELLSCHAFT MBH ON BEHALF OF BROCKEN-UI-FONDS | 0 | 236.464 | 236.464 |
| **D | MAFFRE VIDA SA DE SEGUROS Y REASEGUROS SOBRE LA VIDA HUMANA | 0 | 3.033.663 | 3.033.663 |
| **D | BIDEPENSION EPSV | 0 | 6.185 | 6.185 |
| **D | AZ FUND 1 AZ EQUITY EUROPE | 0 | 320.000 | 320.000 |
| **D | GENERALI EMLEO PYME FONDO DE PENSIONES | 0 | 116 | 116 |
| **D | LEMANIA GLOBAL EQUITY | 0 | 33.126 | 33.126 |
| **D | FIRST SENTIER RESPONSIBLE LISTED IN FRASTRUCTURE FUND | 0 | 180.704 | 180.704 |
| **D | WINTERTHUR EPSV PRUDENTE | 0 | 23.245 | 23.245 |
| **D | BANCO SABADELL | 0 | 223.557 | 223.557 |
| **D | MAFFRE SEGUROS GERAIS SA | 0 | 9.009 | 9.009 |
| **D | GENERALI PREVISION EPSV | 0 | 11.682 | 11.682 |
| **D | WORLD MULTI ASSET MOTHER FUND | 0 | 1.500 | 1.500 |
| **D | BANKINTER SEGUROS DE VIDA SA DE SEGUROS Y REASEGUROS | 0 | 63.994 | 63.994 |
| **D | LAGUN ARO EPSV DE EMPLEO | 0 | 625.000 | 625.000 |
| **D | VARIABLE INSURANCE PRODUCTS FUND II: INTERNATIONAL INDEX PORTFOLIO | 0 | 155.822 | 155.822 |

GIP



Stefano...

[Signature]

LISTA ESITO DELLE VOTAZIONE

Oggetto: 5.2 Relazione sulla politica di remunerazione e sui compensi corrisposti - Seconda Sezione: relazione sui compensi corrisposti nel 2023 (deliberazione non vincolante) FAVOREVOLI

| Badge | Ragione Sociale | Proprio | Delega | Totale |
|-------|---|---------|-----------|-----------|
| **D | SYCOMORE INCLUSIVE JOBS | 0 | 217.940 | 217.940 |
| **D | AMP CAPITAL GLOBAL QUALITY FUND | 0 | 17.410 | 17.410 |
| **D | UNISUPER | 0 | 129.058 | 129.058 |
| **D | WILSHIRE MUTUAL FUNDS, INC. - WILSHIRE INTERNATIONAL EQUITY FUND | 0 | 119.052 | 119.052 |
| **D | ZWITSERLEVEN INSTITUTIONELE BELEGINGSFONDSEN - ZWITSERLEVEN DUURZAAM INDEX AANDELENFONDS EUROPA | 0 | 239.809 | 239.809 |
| **D | WINTERTHUR EPSV EQUILIBRADO | 0 | 13.737 | 13.737 |
| **D | VERTI VERSICHERUNG AG | 0 | 356.115 | 356.115 |
| **D | FONECONOMISTES, FONS DE PENSIONS | 0 | 868 | 868 |
| **D | WINTERTHUR XI FP | 0 | 63.713 | 63.713 |
| **D | GENERALI UNO FONDO DE PENSIONES | 0 | 37.818 | 37.818 |
| **D | MAPFRE ESPANA COMPANIA DE SEGURO Y REASEGUROS S A | 0 | 983.024 | 983.024 |
| **D | GLOBAL ASSET ALLOCATION TV3 (RISK CONSTRAINED TYPE) MOTHER FUND | 0 | 2.678 | 2.678 |
| **D | ALTO AMERICA AZIONARIO | 0 | 380.038 | 380.038 |
| **D | FIDELITY CONCORD STREET TRUST: FIDELITY SERIES INTERNATIONAL INDEX FUND | 0 | 201.925 | 201.925 |
| **D | TOTALENERGIES GESTION FLEXIBLE PATRIMONIALE | 0 | 4.643 | 4.643 |
| **D | CARMIGNAC LONG-SHORT EUROPEAN EQUITIES | 0 | 20.090 | 20.090 |
| **D | ACTINIUM | 0 | 2.180.000 | 2.180.000 |
| **D | FIDELITY FUNDS - ITALY POOL | 0 | 5.364.528 | 5.364.528 |
| **D | MASTERFONDS BANTHUS | 0 | 49.200 | 49.200 |
| **D | AXA PEA REGULARITE | 0 | 6.272.085 | 6.272.085 |
| **D | UNIVERSAL-INVESTMENT-GESELLSCHAFT MBH ON BEHALF OF HMT EURO AKTIEN PROTECT 90 | 0 | 92.500 | 92.500 |
| **D | KEMPEN INTERNATIONAL FUNDS-KEMPEN (LUX) GLOBAL LISTED INFRASTRUCTURE FUND | 0 | 233.910 | 233.910 |
| **D | THE MASTER TRUST BANK OF JAPAN, LTD. RE: NZAM EURO STOXX 50 EX BANKS (JPY HEDGED) (PRIVATELY PLACED INVESTMENT TRUST) | 0 | 0 | 0 |
| | 61.526 | | | 61.526 |
| **D | JPMORGAN ETFs (IRELAND) ICAV - GLOBAL EQUITY MULTI-FACTOR UCITS ETF | 0 | 43.011 | 43.011 |
| **D | AZ FUND 1 AZ ALLOCATION EUROPEAN DYNAMIC | 0 | 45.000 | 45.000 |
| **D | RUSSELL INVESTMENTS SUSTAINABLE GLOBAL SHARES FUND | 0 | 44.583 | 44.583 |
| **D | VERTI ASSICURAZIONI SPA | 0 | 195.671 | 195.671 |
| **D | BS PENTAPENSION EMPRESA | 0 | 4.047 | 4.047 |
| **D | BANSABADELL 18 FP | 0 | 7.221 | 7.221 |
| **D | FOREIGN STOCK INDEX MOTHER FUND | 0 | 436.823 | 436.823 |
| **D | BS PREVISION EMPRESAS EPSV DE EMPLEO | 0 | 1.778 | 1.778 |
| **D | ENHANCED INDEX INTERNATIONAL SHARE FUND | 0 | 188.251 | 188.251 |
| **D | WINTERTHUR EPSV | 0 | 20.976 | 20.976 |
| **D | INVERSABADELL 50, FI | 0 | 13.564 | 13.564 |
| **D | AMP CAPITAL SPECIALIST INTERNATIONAL SHARE FUND | 0 | 126.609 | 126.609 |
| **D | CENTRE GLOBAL INFRASTRUCTURE FUND | 0 | 123.896 | 123.896 |
| **D | FCP ALBA VALEUR | 0 | 245.000 | 245.000 |
| **D | GLOBAL ASSET ALLOCATIONTV4 MOTHER FUND | 0 | 1.513 | 1.513 |
| **D | SHINKO GLOBAL EQUITY INDEX MOTHER FUND | 0 | 1.372 | 1.372 |
| **D | BANKINTER SEGUROS GENERALES SA DE SEGURO Y REASEGUROS | 0 | 9.271 | 9.271 |
| **D | ZWITSERLEVEN BELEGINGSFONDSEN - ZWITSERLEVEN EUROPEES AANDELENFONDS | 0 | 3.117.001 | 3.117.001 |
| **D | STICHTING AHOLD DELHAIZE PENSIOEN | 0 | 199.297 | 199.297 |
| **D | AXA INDICE EURO | 0 | 382.300 | 382.300 |
| **D | SEI INSTITUTIONAL INVESTMENTS TRUST-WORLD EQUITY EX-US FUND | 0 | 3.203.732 | 3.203.732 |
| **D | LORENTZ POCKET CROISSANC | 0 | 15.032 | 15.032 |
| **D | LA FRANCAISE GREEN TECH EUROPE | 0 | 177.856 | 177.856 |
| **D | CARDANO ESG TRANSITION ENHANCED INDEX EQUITY GLOBAL (I) | 0 | 117.633 | 117.633 |
| **D | KAIROS INTERNATIONAL SICAV - ACTIVESG | 0 | 731.328 | 731.328 |
| **D | ALLIANZGI FONDS OLB PENSIONEN | 0 | 47.319 | 47.319 |

LISTA ESITO DELLE VOTAZIONE

Oggetto: 5.2 Relazione sulla politica di remunerazione e sui compensi corrisposti - Seconda Sezione: relazione sui compensi corrisposti nel 2023 (deliberazione non vincolante) FAVOREVOLI

| Badge | Ragione Sociale | Proprrio | Delega | Totale |
|-------|---|----------|-----------|-----------|
| **D | AXA BELGIUM SA | 0 | 45.460 | 45.460 |
| **D | WINTERTHUR II FP | 0 | 71.458 | 71.458 |
| **D | ALLEANZA OBBLIGAZIONARIO | 0 | 551.860 | 551.860 |
| **D | UNIVERSAL-INVESTMENT-GESELLSCHAFT MBH ON BEHALF OF HMT EURO AKTIEN VOLCONTROL | 0 | 78.684 | 78.684 |
| **D | ALLIANZGI-FONDS PFI SEGMENT PFI-AA2-E_EUA | 0 | 609.622 | 609.622 |
| **D | MERCER WHOLESALF FUNDS | 0 | 26.690 | 26.690 |
| **D | GENERALI 2045 FONDO DE PENSIONES | 0 | 426 | 426 |
| **D | AZ FUND 1-AZ ALLOCATION-LONG TERM EQUITY OPPORTUNITIES | 0 | 620.000 | 620.000 |
| **D | FAM SERIES UCITS ICAV | 0 | 1.151.292 | 1.151.292 |
| **D | AMP INTERNATIONAL EQUITY INDEX FUND | 0 | 606.129 | 606.129 |
| **D | ALLIANZGI FONDS AEE | 0 | 132.483 | 132.483 |
| **D | FIDELITY SALEM STREET TRUST: FIDELITY GLOBAL EX U.S. INDEX FUND | 0 | 3.061.227 | 3.061.227 |
| **D | GENERALI CUATRO FONDO DE PENSIONES | 0 | 55.651 | 55.651 |
| **D | CARTERA MAPFRE SL | 0 | 261.888 | 261.888 |
| **D | MAPFRE SEGUROS DE VIDA SA | 0 | 45.518 | 45.518 |
| **D | FIDELITY COMMON CONTRACTUAL FUND II - FIDELITY EUROPE EX-UK EQUITY FUND (INVESCO) | 0 | 588.770 | 588.770 |
| **D | BUSS (QUEBENSIA) POOLED SUPERANNUATION TRUST | 0 | 8.968 | 8.968 |
| **D | AUROFONDO EQUILIBRADO | 0 | 121.424 | 121.424 |
| **D | VERTI ASEGURADORA COMPANIA DE SEGUROS Y REASEGUROS SA | 0 | 58.333 | 58.333 |
| **D | ACTIAM DUURZAAM INDEX AANDELFONDS WERELD | 0 | 646.905 | 646.905 |
| **D | JANUS HENDERSON INSTITUTIONAL EUROPEAN INDEX OPPORTUNITIES FUND | 0 | 12.999 | 12.999 |
| **D | CREDIT SUISSE INDEX FUND (LUX) | 0 | 9.334.213 | 9.334.213 |
| **D | FCP IRCOM RETRAITE DIVERSIFIE | 0 | 122.198 | 122.198 |
| **D | PHOSPHORE | 0 | 233.724 | 233.724 |
| **D | THE MASTER TRUST BANK OF JAPAN, LTD. RE: MUTB400021536 | 0 | 521.449 | 521.449 |
| **D | ALLIANZGI-FONDS CT-DRÆCO | 0 | 49.103 | 49.103 |
| **D | MASTER TR FOR DEF.CONTRIBUTN PLNS OF AMER AIRLINES, INC.,US AIRWAYS, INC.AND AF | 0 | 1.168.440 | 1.168.440 |
| **D | FIDELITY FUNDS - SUSTAINABLE GLOBAL DIVIDEND PLUS POOL | 0 | 1.450.533 | 1.450.533 |
| **D | VANGUARD FUNDS PUBLIC LIMITED COMPANY | 0 | 9.813.597 | 9.813.597 |
| **D | JPMORGAN ETFs (IRELAND) ICAV-EUROPE RESEARCH ENHANCED IN EQ (ESG) UCITS ETF | 0 | 560.403 | 560.403 |
| **D | JPMORGAN ETFs (IRELAND) ICAV-GLOBAL RESEARCH ENHANCED IN EQ (ESG) UCITS ETF | 0 | 297.889 | 297.889 |
| **D | GENERALI EMPLEO TRES FONDO DE PENSIONES | 0 | 4.018 | 4.018 |
| **D | FAM SERIES UCITS ICAV - GLOBAL LISTED INFRASTRUCTURE FAM FUND | 0 | 1.720.686 | 1.720.686 |
| **D | GENERALI 2035 FP | 0 | 534 | 534 |
| **D | GENERALI DOS FONDO DE PENSIONES | 0 | 71.718 | 71.718 |
| **D | BANSABADELL 2000 FP | 0 | 610 | 610 |
| **D | VANGUARD INVESTMENT SERIES PUBLIC LIMITED COMPANY | 0 | 8.265.106 | 8.265.106 |
| **D | MONDRIAN INTERNATIONAL VALUE EQUITY FUND | 0 | 3.946.848 | 3.946.848 |
| **D | INVERSABADELL 70, FI | 0 | 4.758 | 4.758 |
| **D | MAPFRE RE COMPANIA DE REASEGUROS SA | 0 | 1.324.701 | 1.324.701 |
| **D | INVERSABADELL 25, FI | 0 | 19.738 | 19.738 |
| **D | BANSABADELL 36, F.P. | 0 | 2.959 | 2.959 |
| **D | CUSTODY BANK OF JAPAN, LTD. RE: RB TOKKIN 18420-7105 | 0 | 849.691 | 849.691 |
| **D | MERCER PROPERTY AND INFRASTRUCTURE TRUST | 0 | 397.788 | 397.788 |
| **D | COMPANIA DE SERVICIOS DE BEBIDAS REFRESCANTES PENSIONES, F.P | 0 | 3.277 | 3.277 |
| **D | ING DIRECT SICAV | 0 | 360.928 | 360.928 |
| **D | MANDARINE EQUITY INCOME | 0 | 11.548 | 11.548 |
| **D | AXA AA DIVERSIFIE INDICIEL 1 | 0 | 588.241 | 588.241 |
| **D | FCP SODIUM I | 0 | 336.406 | 336.406 |
| **D | LA FRANCAISE ACTIONS EURO CAPITAL HUMAIN | 0 | 276.740 | 276.740 |




Assemblea Ordinaria del 23 maggio 2024

LISTA ESITO DELLE VOTAZIONE

Oggetto: 5.2 Relazione sulla politica di remunerazione e sui compensi corrisposti - Seconda Sezione: relazione sui compensi corrisposti nel 2023 (deliberazione non vincolante) FAVOREVOLI

| Badge | Ragione Sociale | Proprio | Delega | Totale |
|-------|---|---------|-----------|-----------|
| **D | ACTIAM DUURZAAM EUROPEES AANDELENFONDS | 0 | 24.038 | 24.038 |
| **D | FONDS OBJECTIF CLIMAT ACTIONS 2 | 0 | 418.835 | 418.835 |
| **D | VANGUARD INVESTMENTS II CCF-VANGUARD SRI FTSE DEVELOPED WORLD II CCF | 0 | 135.744 | 135.744 |
| **D | ING DIRECT SICAV | 0 | 186.193 | 186.193 |
| **D | THE MASTER TRUST BANK OF JAPAN, LTD. RE: MUTB400021492 | 0 | 151.488 | 151.488 |
| **D | FIDELITY FUNDS - CLEAN ENERGY POOL | 0 | 370.291 | 370.291 |
| **D | THE MASTER TRUST BANK OF JAPAN, LTD. RE: NISSAY GLOBAL EQUITY / GLOBAL BOND MOTHER FUND | 0 | 30.274 | 30.274 |
| **D | THE MASTER TRUST BANK OF JAPAN, LTD. RE: MTBJ400025521 | 0 | 32.365 | 32.365 |
| **D | FIDELITY FUNDS - SUSTAINABLE RESEARCH ENHANCED EUROPE EQUITY POOL | 0 | 746.268 | 746.268 |
| **D | PINEBRIDGE DYNAMIC ASSET ALLOCATION FUND | 0 | 33.247 | 33.247 |
| **D | GOLDMAN SACHS FUNDS III | 0 | 9.217.338 | 9.217.338 |
| **D | THE MASTER TRUST BANK OF JAPAN, LTD. RE: TMAM GLOBAL RENEWABLE ENERGY INCOME EQUITY MF | 0 | 84.357 | 84.357 |
| **D | VANGUARD INVESTMENTS COMMON CONTR FD- VANGUARD FTSE DEV EUR EX UK CCF | 0 | 179.740 | 179.740 |
| **D | SIX CIRCLES INTERNATIONAL UNCONSTRAINED EQUITY FUND | 0 | 6.030.948 | 6.030.948 |
| **D | SCHRODER DIVERSIFIED GROWTH TRUST | 0 | 54.851 | 54.851 |
| **D | CUSTODY BANK OF JAPAN, LTD. RE: MATB NEW RESOURCE TECHNOLOGY MOTHER FUND | 0 | 41.276 | 41.276 |
| **D | THE MASTER TRUST BANK OF JAPAN, LTD. RE: NISSAY STABILIZED INCOME MOTHER FUND | 0 | 14.347 | 14.347 |
| **D | FIDELITY FUNDS - SUSTAINABLE EUROPEAN DIVIDEND PLUS POOL | 0 | 28.277 | 28.277 |
| **D | CUSTODY BANK OF JAPAN, LTD. RE: RB TOKKIN 18420-7106 | 0 | 849.877 | 849.877 |
| **D | THE MASTER TRUST BANK OF JAPAN, LTD. RE: MSCJ-KOKUSAI INDEX MOTHER FUND | 0 | 3.931 | 3.931 |
| **D | FIDELITY UCITS II ICAP/FIDELITY MSCI WORLD INDEX FUND | 0 | 121.835 | 121.835 |
| **D | SEI INSTITUTIONAL INTERNATIONAL TRUST INTERNATIONAL EQUITY FUND | 0 | 5.730.147 | 5.730.147 |
| **D | THORNBERG INTERNATIONAL EQUITY FUND (O.P.), LLC | 0 | 120.093 | 120.093 |
| **D | BARROW HANLEY INTERNATIONAL VALUE FUND | 0 | 148.885 | 148.885 |
| **D | MASTER TRUST BANK OF JAPAN LTD. RE: AXA ROSENBERG EUROPEAN EQUITY MOTHER FUND | 0 | 21.681 | 21.681 |
| **D | SIX CIRCLES MANAGED EQUITY PORTFOLIO INTERNATIONAL UNCONSTRAINED FUND | 0 | 3.748.194 | 3.748.194 |
| **D | MONDRIAN INTERNATIONAL EQUITY COLLECTIVE INVESTMENT TRUST | 0 | 630.801 | 630.801 |
| **D | FIDELITY UCITS II ICAP/FIDELITY MSCI EUROPE INDEX FUND | 0 | 45.734 | 45.734 |
| **D | MASTER TRUST BANK OF JAPAN LTD. RE: JPM KOKUSAI REI MOTHER FUND (LDN) | 0 | 15.919 | 15.919 |
| **D | VANGUARD INVESTMENTS II CCF - VANGUARD SRI FTSE DEVELOPED WORLD II (B) CCF | 0 | 300.873 | 300.873 |
| **D | SCHRODER INTERNATIONAL MULTI-CAP VALUE TRUST | 0 | 550.023 | 550.023 |
| **D | VANGUARD INVESTMENTS COMMON CONTRACTUAL FD/VANG FTSE DEVELOPED WRLD CMMN CONT FD | 0 | 137.271 | 137.271 |
| **D | NUVEEN GLOBAL INFRASTRUCTURE FUND | 0 | 1.094.024 | 1.094.024 |
| **D | BARROW HANLEY NON-US VALUE CIT | 0 | 84.967 | 84.967 |
| **D | MASTER TRUST BANK OF JAPAN LTD. RE: JA INTERNATIONAL STOCK MOTHER FUND | 0 | 77.700 | 77.700 |
| **D | FIDELITY FUNDS EUROPEAN DIVIDEND POOL | 0 | 1.491.486 | 1.491.486 |
| **D | THE MASTER TRUST BANK OF JAPAN LTD. RE: NISSAY FOREIGN EQUITY INDEX MOTHER FUND | 0 | 844.797 | 844.797 |
| **D | MACQUARIE GLOBAL LISTED INFRASTRUCTURE CIT | 0 | 34.311 | 34.311 |
| **D | CUSTODY BANK OF JAPAN, LTD. RE: STB FOREIGN STOCK INDEX MOTHER FUND (CURRENCY HEDGED) | 0 | 92.678 | 92.678 |
| **D | DWS GLOBAL MACRO FUND | 0 | 161.128 | 161.128 |
| **D | MONDRIAN ALL COUNTRIES WORLD EX-U.S. EQUITY COLLECTIVE INVESTMENT TRUST | 0 | 1.993.332 | 1.993.332 |
| **D | FIDELITY FUNDS - FS SUSTAINABLE EUROZONE EQUITY POOL | 0 | 1.636.675 | 1.636.675 |
| **D | ZURICH VIDA COMPANIA DE SEGUROS Y REASEGUROS SA | 0 | 5.683 | 5.683 |
| **D | JANUS HENDERSON HORIZON FUND - EUROLAND FUND | 0 | 2.206.937 | 2.206.937 |
| **D | SABADELL PLANIFICACION 25, FI | 0 | 6.177 | 6.177 |
| **D | UNIVERSAL-INVESTMENT-GESELLSCHAFT MBH ON BEHALF OF HMT EURO AKTIEN PROTECT 95 | 0 | 40.025 | 40.025 |
| **D | UNIVERSAL-INVESTMENT-GESELLSCHAFT MBH ON BEHALF OF STEV-NW-UNIVERSAL-FONDS | 0 | 36.707 | 36.707 |
| **D | GLOBAL MULTI ASSET PLUS MOTHER FUND | 0 | 5.978 | 5.978 |
| **D | THE MASTER TRUST BANK OF JAPAN LTD. RE: MANULIFE INTERNATIONAL EQUITY INDEX MOTHER FUND | 0 | 11.634 | 11.634 |
| **D | FRANCE D ACTIONS 2 | 0 | 158.096 | 158.096 |





Assemblea Ordinaria del 23 maggio 2024

LISTA ESITO DELLE VOTAZIONI

Oggetto: 5.2 Relazione sulla politica di remunerazione e sui compensi corrisposti - Seconda Sezione: relazione sui compensi corrisposti nel 2023 (deliberazione non vincolante) FAVOREVOLI

| Badge | Ragione Sociale | Proprio | Delega | Totale |
|-------|---|---------|------------|------------|
| **D | FIDELITY SALEM STREET TRUST: FIDELITY TOTAL INTERNATIONAL INDEX FUND | 0 | 3.288.019 | 3.288.019 |
| **D | ADVISER MANAGED TRUST - DIVERSIFIED EQUITY FUND | 0 | 10.313 | 10.313 |
| **D | CUSTODY BANK OF JAPAN, LTD. RE: STB EUROPE EQUITY MOTHER FUND II | 0 | 69.793 | 69.793 |
| **D | PIR EQUITY AXA ASSICURAZIONI | 0 | 520.000 | 520.000 |
| **D | THORNBERG INTERNATIONAL EQUITY FUND II | 0 | 33.614 | 33.614 |
| **D | TWU SUPERANNUATION FUND | 0 | 125.579 | 125.579 |
| **D | ZURICH INSURANCE EUROPE AG SUC EN ESPANA | 0 | 126.720 | 126.720 |
| **D | NATIXIS AM FUNDS | 0 | 283.119 | 283.119 |
| **D | FIDELITY FUNDS - SUSTAINABLE EUROPE EQUITY POOL | 0 | 789.157 | 789.157 |
| **D | FIDELITY UCITS ICAV - FIDELITY SUSTAINABLE RESEARCH ENHANCED GLOBAL EQUITY UCITS ETF | 0 | 20.514 | 20.514 |
| **D | ACTIAM DOURZAAM INDEX AANDELENFONDS EUROPA | 0 | 833.448 | 833.448 |
| **D | VANGUARD INVESTMENTS II CCF/VANGUARD SRI FTSE DEVELOPED EUROPE II CCF | 0 | 157.775 | 157.775 |
| **D | THE MASTER TRUST BANK OF JAPAN, LTD. RE: NISSAY RISK CONTROLLED BALANCE MOTHER FUND | 0 | 112.771 | 112.771 |
| **D | MONDRIAN GLOBAL EQUITY VALUE FUND | 0 | 825.926 | 825.926 |
| **D | THE MASTER TRUST BANK OF JAPAN, LTD. RE: NZAM EURO STOXX (JPY HEDGED) (PRIVATELY PLACED INVESTMENT TRUST) | 0 | 708.001 | 708.001 |
| **D | CATHOLIC RESPONSIBLE INVESTMENTS INTERNATIONAL EQUITY FUND | 0 | 1.960.761 | 1.960.761 |
| **D | FIDELITY UCITS ICAV - FIDELITY SUSTAINABLE RESEARCH ENHANCED EUROPE EQUITY UCITS ETF | 0 | 120.308 | 120.308 |
| **D | FIDELITY FUNDS - EURO 50 INDEX POOL | 0 | 1.235.708 | 1.235.708 |
| **D | MONDRIAN GLOBAL LISTED INFRASTRUCTURE FUND | 0 | 11.002 | 11.002 |
| **D | SEI INSTITUTIONAL MANAGED TRUST - TAX-MANAGED INTL MANAGED VOLATILITY FUND | 0 | 38.590 | 38.590 |
| **D | THE MASTER TRUST BANK OF JAPAN, LTD. RE: TMA GLOBAL EQUITY INDEX MOTHER FUND | 0 | 184.810 | 184.810 |
| **D | VANGUARD INVESTMENTS COMMON CONTRACTUAL FD/VANG FTSE DVLDP WRLD EX UK CMN CNT FD | 0 | 171.739 | 171.739 |
| **D | CUSTODY BANK OF JAPAN, LTD. RE: MAYE NEW RESOURCES MOTHER FUND | 0 | 244.942 | 244.942 |
| **D | JPMORGAN EFTS (IRELAND) ICAV - EUROZONE RESEARCH ENHAN INDEX EO (ESG) UCITS ETF | 0 | 394.435 | 394.435 |
| **D | MASTER TRUST BANK OF JAPAN LTD. RE: TMA GLOBAL EQUITY MOTHER FUND | 0 | 100.000 | 100.000 |
| **D | CUSTODY BANK OF JAPAN, LTD. RE: STB DAIWA OUSHU KOU-HAITOU KABU MOTHER FUND | 0 | 49.350 | 49.350 |
| **D | DEMOCRACY INTERNATIONAL FUND | 0 | 2.843 | 2.843 |
| **D | CREDIT SUISSE INDEX FUND (IE) ETF ICAV | 0 | 202.109 | 202.109 |
| **D | BARROW HANLEY NON-U.S. VALUE FUND, LP | 0 | 168.913 | 168.913 |
| **D | BBP INKA | 0 | 54.418 | 54.418 |
| **D | KAPITALFORENINGEN PENSAM INVEST, PSI 2 GLOBALE AKTIER 2 | 0 | 1.673.057 | 1.673.057 |
| **D | BLACKROCK INSTITUTIONAL TRUST COMPANY, N.A. INVESTMENT FUNDS FOR EMPLOYEE BENEFIT TRUSTS | 0 | 72.233.078 | 72.233.078 |
| **D | FIDELITY INVESTMENT FUNDS-FIDELITY GLOBAL ENHANCED INCOME FUND | 0 | 922.027 | 922.027 |
| **D | NEW YORK STATE COMMON RETIREMENT FUND | 0 | 13.167.947 | 13.167.947 |
| **D | BLACKROCK INDEX SELECTION FUND | 0 | 6.992.811 | 6.992.811 |
| **D | CONNECTICUT GENERAL LIFE INSURANCE COMPANY | 0 | 151.451 | 151.451 |
| **D | SANTANDER SICAV | 0 | 2.358.978 | 2.358.978 |
| **D | DEGROEF PETERCAM ASSET MANAGEMENT REPRESENTING ERGO FUND | 0 | 51.330 | 51.330 |
| **D | EUROPE EQUITY INDEX ESG SCREENED FUND B (EURXCWB) | 0 | 27.807 | 27.807 |
| **D | 1290 FUNDS - 1290 SMARTBETA EQUITY FUND | 0 | 114.379 | 114.379 |
| **D | FLEXSHARES STOXX GLOBAL BROAD INFRASTRUCTURE INDEX FUND | 0 | 6.068.184 | 6.068.184 |
| **D | F M KIRBY TRUST DATED 1/3/75 FBO JEFFERS | 0 | 14.260 | 14.260 |
| **D | KATHERINE C MOORE CHARITABLE LEAD ANNUITY | 0 | 3.828 | 3.828 |
| **D | SIEMENS-FONDS SIEMENS-RENTE | 0 | 909.074 | 909.074 |
| **D | FONSOBANK FP | 0 | 4.151 | 4.151 |
| **D | AMP INTERNATIONAL EQUITY INDEX FUND HEDGED | 0 | 69.782 | 69.782 |
| **D | NUVEEN TIAA INTERNATIONAL EQUITY INDEX FUND | 0 | 400.011 | 400.011 |
| **D | WHOLESALE GLOBAL EQUITY - VALUE FUND | 0 | 127.660 | 127.660 |
| **D | FERRATLANICA 92 FP | 0 | 806 | 806 |
| **D | CASTELLANA PENSIONES FP | 0 | 805 | 805 |

LISTA ESITO DELLE VOTAZIONE

Oggetto: 5.2 Relazione sulla politica di remunerazione e sui compensi corrisposti - Seconda Sezione: relazione sui compensi corrisposti nel 2023 (deliberazione non vincolante)
FAVOREVOLI

| Badge | Ragione Sociale | Proprio | Delega | Totale |
|-------|--|---------|-----------|-----------|
| **D | SABADELL EMERGENTE MIXTO FLEXIBLE FI | 0 | 4.927 | 4.927 |
| **D | AXA AVENIR INFRASTRUCTURE | 0 | 584.688 | 584.688 |
| **D | GENERALI EURO ACTIONS | 0 | 127.754 | 127.754 |
| **D | UNIVERSAL-INVESTMENT-GESELLSCHAFT MBH ON BEHALF OF VSTBH-UNIVERSAL-FONDS | 0 | 28.818 | 28.818 |
| **D | FIDELITY CONCORD STREET TRUST: FIDELITY ZERO INTERNATIONAL INDEX FUND | 0 | 1.138.593 | 1.138.593 |
| **D | AZ FUND 1 AZ ALLOCATION GLOBAL INCOME | 0 | 600.000 | 600.000 |
| **D | FIDELITY INVESTMENT FUNDS - FIDELITY INDEX EUROPE EX UK FUND | 0 | 769.084 | 769.084 |
| **D | TM FULCRUM DIVERSIFIED CORE ABSOLUTE RETURN FUND | 0 | 21.432 | 21.432 |
| **D | EQ ADVISORS TRUST - EQ/AB DYNAMIC GROWTH PORTFOLIO | 0 | 93.888 | 93.888 |
| **D | THE MASTER TRUST BANK OF JAPAN, LTD. AS TRUSTEE FOR FEDERATION OF NATIONAL PUBLIC SERVICE PERSONNEL MUTUAL AID ASSOCIATI | 0 | 614.296 | 614.296 |
| **D | MSCI EUROPE EQUITY INDEX FUND B (EUROSECB | 0 | 513.393 | 513.393 |
| **D | FLEXSHARES STOXX GLOBAL ESG SELECT INDEX FUND | 0 | 17.776 | 17.776 |
| **D | ONEPATH GLOBAL SHARES - LARGE CAP (UNHEDED) INDEXPOOL | 0 | 708.215 | 708.215 |
| **D | TM FULCRUM INCOME FUND | 0 | 6.353 | 6.353 |
| **D | VARIABLE PORTFOLIO-PARTNERS INTERNATIONAL VALUE FUND | 0 | 1.926.783 | 1.926.783 |
| **D | EQ ADVISORS TRUST - 1290 VT SMARTBETA EQUITY ESG | 0 | 102.593 | 102.593 |
| **D | TFL PENSION FUND | 0 | 1.782.105 | 1.782.105 |
| **D | JPMORGAN GLOBAL RESEARCH ENHANCED INDEX EQUITY TRUST | 0 | 17.220 | 17.220 |
| **D | BUREAU OF PUBLIC SERVICE PENSION FUND | 0 | 1.465.555 | 1.465.555 |
| **D | PUERTO RICO TELEPHONE COMPANY MASTER TRUST | 0 | 83.972 | 83.972 |
| **D | SCHRODER DIVERSIFIED GROWTH PORTFOLIO, L.P. | 0 | 44.174 | 44.174 |
| **D | NATIONWIDE BALLARD INTERNATIONAL EQUITIES FUND | 0 | 235.000 | 235.000 |
| **D | JPMORGAN INVESTMENT FUNDS | 0 | 4.167.489 | 4.167.489 |
| **D | VANTAGETRUST III MASTER COLLECTIVE INVESTMENT FUNDS TRUST | 0 | 1.123.643 | 1.123.643 |
| **D | BUREAU OF LABOR FUNDS - LABOR RETIREMENT FUND | 0 | 1.324.351 | 1.324.351 |
| **D | NFS LIMITED | 0 | 34.189 | 34.189 |
| **D | INTECH GLOBAL ALL COUNTRY ENHANCED INDEX FUND LLC | 0 | 42.752 | 42.752 |
| **D | PCFG EQUITY FUND LTD | 0 | 24.233 | 24.233 |
| **D | DISCOVERY LIFE COLLECTIVE INVESTMENTS (PTY) LTD | 0 | 65.222 | 65.222 |
| **D | JPMORGAN FUND ICVC - JPM GLOBAL RESEARCH ENHANCED INDEX EQUITY FUND | 0 | 60.757 | 60.757 |
| **D | UBS ASSET MANAGEMENT LIFE LTD | 0 | 2.535.471 | 2.535.471 |
| **D | SCHRODER GLOBAL DIVERSIFIED INCOME FUND | 0 | 33.146 | 33.146 |
| **D | BUREAU OF LABOR FUNDS-LABOR PENSION FUND | 0 | 6.988.224 | 6.988.224 |
| **D | F.M. KIRBY TRUST DATED 1/3/75 F/B/O S. D | 0 | 29.179 | 29.179 |
| **D | ALLIANZGI-FONDS DSPT | 0 | 89.839 | 89.839 |
| **D | JPMORGAN FUND ICVC - JPM EUROPE (EX-UK) RESEARCH ENHANCED INDEX EQUITY FUND | 0 | 55.089 | 55.089 |
| **D | INVESTINGFORENINGEN DANSKE INVEST INDEX EUROPE RESTRICTED - ACCUMULATING KL | 0 | 368.284 | 368.284 |
| **D | BLACKROCK FUNDS I ICAV | 0 | 14.484 | 14.484 |
| **D | T. ROWE PRICE GLOBAL ALLOCATION FUND | 0 | 95.085 | 95.085 |
| **D | TM FULCRUM DIVERSIFIED ABSOLUTE RETURN FUND | 0 | 32.939 | 32.939 |
| **D | SAS TRUSTEE CORPORATION POOLED FUND | 0 | 1.147.643 | 1.147.643 |
| **D | MI-FONDS 392 | 0 | 364.059 | 364.059 |
| **D | BUREAU OF LABOR FUNDS-LABOR INSURANCE FUND | 0 | 499.124 | 499.124 |
| **D | WESTPAC WHOLESALE INTERNATIONAL SHARE NO.2 TRUST | 0 | 71.633 | 71.633 |
| **D | MI-FONDS 391 | 0 | 101.134 | 101.134 |
| **D | ARGENTA DP | 0 | 823.600 | 823.600 |
| **D | THE MASTER TRUST BANK OF JAPAN, LTD. AS TRUSTEE FOR FEDERATION OF NATIONAL PUBLIC SERVICE PERSONNEL MUTUAL AID ASSOCIATI | 0 | 20.859 | 20.859 |
| **D | MACQUARIE INTERNATIONAL EQUITIES FUND | 0 | 207.544 | 207.544 |



LISTA ESITO DELLE VOTAZIONE

Oggetto: 5.2 Relazione sulla politica di remunerazione e sui compensi corrisposti - Seconda Sezione: relazione sui compensi corrisposti nel 2023 (deliberazione non vincolante) FAVOREVOLI

| Badge | Regione Sociale | Proprio | Delega | Totale |
|-------|--|---------|-----------|-----------|
| **D | TCORPIM DEVELOPED MARKETS EQUITIES (HEDGED) FUND | 0 | 432.354 | 432.354 |
| **D | STATE OF NEW MEXICO STATE INVESTMENT COUNCIL | 0 | 1.116.071 | 1.116.071 |
| **D | VGW FOOLFONDS PAI | 0 | 222.629 | 222.629 |
| **D | GERANA SICAV-SIF, S.A. | 0 | 191.986 | 191.986 |
| **D | UBS FTSE RAFI DEVELOPED 1000 INDEX FUND | 0 | 267.639 | 267.639 |
| **D | SBC MASTER PENSION TRUST | 0 | 120.847 | 120.847 |
| **D | JPMORGAN DIVERSIFIED RETURN INTERNATIONAL EQUITY ETF | 0 | 59.570 | 59.570 |
| **D | HC RENTE | 0 | 44.372 | 44.372 |
| **D | VANGUARD INTERNATIONAL SHARES SELECT EXCLUSIONS INDEX FUND | 0 | 183.000 | 183.000 |
| **D | INVESTERINGSFORENINGEN DANSKE INVEST SELECT TACTICAL ASSET ALLOCATION - DANMARK AKKUMULERENDE KL | 0 | 114.683 | 114.683 |
| **D | KAPITALFORENINGEN PENSAM INVEST, PSI 3 GLOBALE AKTIER 3 | 0 | 607.592 | 607.592 |
| **D | T. ROWE PRICE FUNDS OBIC - CONTINENTAL EUROPEAN EQUITY FUND | 0 | 11.908 | 11.908 |
| **D | THE NATIONAL FARMERS UNION MUTUAL INSURANCE SOCIETY LIMITED-UNIT LINKED PENSION | 0 | 140.166 | 140.166 |
| **D | INVESTERINGSFORENINGEN DANSKE INVEST SELECT TACTICAL ASSET ALLOCATION EURO - ACCUMULATING KL | 0 | 68.020 | 68.020 |
| **D | KAPITALFORENINGEN DANSKE INVEST INSTITUTIONAL AFDELING DANICA LINK - INDEKS GLOBALE AKTIER | 0 | 253.204 | 253.204 |
| **D | INVESTERINGSFORENINGEN DANSKE INVEST SELECT TACTICAL ASSET ALLOCATION NORGE - ACCUMULATING KL | 0 | 26.857 | 26.857 |
| **D | T. ROWE PRICE FUNDS SICAV | 0 | 262.429 | 262.429 |
| **D | TCORPIM DEVELOPED MARKETS EQUITIES (SOVEREIGN INVESTOR - HEDGED) FUND | 0 | 1.649.966 | 1.649.966 |
| **D | JEFFREY LLC | 0 | 71.813 | 71.813 |
| **D | VERDIPAPIFONDET EQUINOR AKSJER EUROPA | 0 | 380.000 | 380.000 |
| **D | F. M. KIRBY TRUST DATED 1/3/1975 F/B/O FR | 0 | 13.758 | 13.758 |
| **D | DEKA VALUE PLUS | 0 | 2.251.053 | 2.251.053 |
| **D | HANDELSBANKEN HALLBAR ENERGI | 0 | 6.981.655 | 6.981.655 |
| **D | T. ROWE PRICE INTEGRATED GLOBAL EQUITY FUND | 0 | 16.302 | 16.302 |
| **D | FULCRUM UCITS SICAV | 0 | 92.655 | 92.655 |
| **D | KYBURG INSTITUTIONAL FUND - AKTIEN WELT | 0 | 1.437.187 | 1.437.187 |
| **D | ISHARES WHOLESAL E SCREENED INTERNATIONAL EQUITY INDEX FUND | 0 | 49.846 | 49.846 |
| **D | TELSTRA SUPERANNUATION SCHEME | 0 | 544.416 | 544.416 |
| **D | QANTAS SUPERANNUATION LIMITED AS TRUSTEE FOR THE QANTAS SUPERANNUATION PLAN | 0 | 1.946 | 1.946 |
| **D | STELLAR INSURANCE, LTD. | 0 | 20.998 | 20.998 |
| **D | SCHRODER PENSION MANAGEMENT LIMITED | 0 | 5.777 | 5.777 |
| **D | BLACKROCK MSCI EAFE EQUITY INDEX NON-LENDABLE FUND B | 0 | 1.589.617 | 1.589.617 |
| **D | INVESTERINGSFORENINGEN DANSKE INVEST INDEX GLOBAL AC RESTRICTED - ACCUMULATING KL | 0 | 295.320 | 295.320 |
| **D | AUSTRALIANSUPER | 0 | 373.236 | 373.236 |
| **D | CLEARBRIDGE RARE INFRASTRUCTURE INCOME FUND UNHEDGED | 0 | 496.464 | 496.464 |
| **D | SCHRODER GLOBAL ACTIVE ALLOCATION FUND | 0 | 17.886 | 17.886 |
| **D | THE NATIONAL FARMERS UNION MUTUAL INSURANCE SOCIETY LTD | 0 | 365.964 | 365.964 |
| **D | CLEARBRIDGE RARE INFRASTRUCTURE VALUE FUND - UNHEDGED | 0 | 3.201.126 | 3.201.126 |
| **D | EQUITABLE FINANCIAL LIFE INSURANCE COMPANY | 0 | 60.330 | 60.330 |
| **D | JPMORGAN CHASE RETIREMENT PLAN | 0 | 918.988 | 918.988 |
| **D | BLACKROCK CDN MSCI EAFE EQUITY INDEX FUND | 0 | 1.268.271 | 1.268.271 |
| **D | DANSKE INVEST SICAV | 0 | 1.404.055 | 1.404.055 |
| **D | JPMORGAN INTERNATIONAL HEDGED EQUITY FUND | 0 | 25.152 | 25.152 |
| **D | MORGAN STANLEY INVESTMENT FUNDS | 0 | 21.952 | 21.952 |
| **D | THE BOEING COMPANY EMPLOYEE RETIREMENT PLANS MASTER TRUST | 0 | 1.132.595 | 1.132.595 |
| **D | PTV2 | 0 | 606.246 | 606.246 |
| **D | GLOBAL EX-U.S. ALPHA TILTS FUND B (ACWITLB) | 0 | 367.036 | 367.036 |
| **D | CALVERT INTERNATIONAL RESPONSIBLE INDEX ETF | 0 | 48.020 | 48.020 |
| **D | HANDELSBANKEN DEVELOPED MARKETS INDEX CRITERIA | 0 | 289.413 | 289.413 |
| **D | CLEARBRIDGE RARE INFRASTRUCTURE INCOME FUND - HEDGED | 0 | 4.959.354 | 4.959.354 |

LISTA ESITO DELLE VOTAZIONE

Oggetto: 5.2 Relazione sulla politica di remunerazione e sui compensi corrisposti - Seconda Sezione: relazione sui compensi corrisposti nel 2023 (deliberazione non vincolante) FAVOREVOLI

| Badge | Ragione Sociale | Proprio | Delega | Totale |
|-------|---|---------|-----------|-----------|
| **D | ESG INSIGHTS WORLD EX USA FUND B | 0 | 315.202 | 315.202 |
| **D | CONSTRUCTION AND BUILDING UNIONS SUPERANNUATION FUND | 0 | 8.397.083 | 8.397.083 |
| **D | MORNINGSTAR GLOBAL LISTED INFRASTRUCTURE (HEDGED) FUND | 0 | 123.911 | 123.911 |
| **D | JPMORGAN SUSTAINABLE INFRASTRUCTURE ETF | 0 | 44.040 | 44.040 |
| **D | HESTA | 0 | 567.909 | 567.909 |
| **D | SCHRODER INTERNATIONAL SELECTION FUND | 0 | 1.525.083 | 1.525.083 |
| **D | T. ROWE PRICE INTERNATIONAL EQUITY INDEX TRUST | 0 | 993.141 | 993.141 |
| **D | MSCI EQUITY INDEX FUND B - ITALY (WSITB) | 0 | 2.978.433 | 2.978.433 |
| **D | MINISTRY OF ECONOMY AND FINANCE | 0 | 8.871.504 | 8.871.504 |
| **D | WHOLESALE SRI INTERNATIONAL CORE EQUITIES | 0 | 8.126 | 8.126 |
| **D | JPMORGAN INTERNATIONAL RESEARCH ENHANCED EQUITY ETF | 0 | 1.076.943 | 1.076.943 |
| **D | MACQUARIE INTERNATIONAL INFRASTRUCTURE SECURITIES FUND (UNHEDGED) | 0 | 683.102 | 683.102 |
| **D | NATIONAL PENSION INSURANCE FUND | 0 | 381.649 | 381.649 |
| **D | TF-EQUITY | 0 | 1.797.109 | 1.797.109 |
| **D | JPMORGAN FUNDS | 0 | 419.093 | 419.093 |
| **D | VANGUARD INTERNATIONAL SHARES INDEX FUND | 0 | 3.062.005 | 3.062.005 |
| **D | ISHARES MSCI WORLD EX AUSTRALIA VALUE ETF | 0 | 4.519 | 4.519 |
| **D | CHURCH COMMISSIONERS FOR ENGLAND | 0 | 93.816 | 93.816 |
| **D | HI-KZYK-AI-FONDS | 0 | 513.000 | 513.000 |
| **D | SUEBIA-FONDS | 0 | 321.482 | 321.482 |
| **D | MULTIMIX WHOLESAL INTERNATIONAL SHARES TRUST | 0 | 467.204 | 467.204 |
| **D | NATIONAL FARMERS UNION MUTUAL INSURANCE SOCIETY LIMITED RETIREMENT BENEFITS SCHEME | 0 | 20.254 | 20.254 |
| **D | TEACHERS' RETIREMENT SYSTEM OF THE CITY OF NEW YORK | 0 | 863.142 | 863.142 |
| **D | LVUI EQUITY WORLD EX EUROPE | 0 | 27.258 | 27.258 |
| **D | EUROPACIFIC GROWTH FUND | 0 | 4.142.015 | 4.142.015 |
| **D | ANZ PRIVATE GLOBAL EQUITIES TRUST | 0 | 18.452 | 18.452 |
| **D | GLOBAL ALPHA TILTS ESG NON-LENDABLE FUND B | 0 | 71.044 | 71.044 |
| **D | TRINITY COLLEGE CAMBRIDGE | 0 | 168.067 | 168.067 |
| **D | HANDELSBANKEN EUROPA INDEX CRITERIA | 0 | 1.594.060 | 1.594.060 |
| **D | KAPITALFORENINGEN DANSKE INVEST INSTITUTIONAL AFDELING DANICA PENSION - AKTIER | 0 | 2.612.575 | 2.612.575 |
| **D | BLACKROCK MANAGED VOLATILITY V.I. FUND OF BLACKROCK VARIABLE SERIES FUNDS, INC. | 0 | 16.442 | 16.442 |
| **D | GOVERNMENT SUPERANNUATION FUND | 0 | 386.077 | 386.077 |
| **D | BLACKROCK CDN MSCI ACWI EX-CANADA INDEX FUND | 0 | 216.571 | 216.571 |
| **D | INVESTERINGSFORENINGEN DANSKE INVEST EUROPA INDEKS KL | 0 | 216.544 | 216.544 |
| **D | COMMINGLED PENSION TRUST FUND (EAFE EQUITY INDEX) OF JP MORGAN CHASE BANK, N.A. | 0 | 4.219.409 | 4.219.409 |
| **D | CDN MSCI EAFE EXTENDED ESG FOCUS INDEX FUND A | 0 | 2.926.087 | 2.926.087 |
| **D | THE MASTER TRUST BANK OF JAPAN, LTD. AS TRUSTEE FOR ORGANIZATION FOR WORKERS' RETIREMENT ALLOWANCE MUTUAL AID 400025501 | 0 | 109.546 | 109.546 |
| **D | BLACKROCK MULTI-ASSET INCOME PORTFOLIO OF BLACKROCK FUNDS II | 0 | 478.284 | 478.284 |
| **D | STICHTING JURIDISCH EIGENAAR ASR DUURZAAM WERELDWIJD AANDELEN FONDS | 0 | 207.761 | 207.761 |
| **D | FRANKLIN CLEARBRIDGE SUSTAINABLE GLOBAL INFRASTRUCTURE INCOME FUND | 0 | 395.088 | 395.088 |
| **D | EQUINOR PENSJON | 0 | 300.000 | 300.000 |
| **D | VANGUARD FIDUCIARY TRUST COMPANY INSTITUTIONAL TOTAL INTERNATIONAL STOCK MARKET INDEX TRUST | 0 | 7.402.474 | 7.402.474 |
| **D | BLACKROCK SUSTAINABLE BALANCED PORTFOLIO OF BLACKROCK SERIES FUND, INC. | 0 | 311.122 | 311.122 |
| **D | MULTI-MANAGER INTERNATIONAL EQUITY STRATEGIES FUND | 0 | 3.280.586 | 3.280.586 |
| **D | SCHRODER SUSTAINABLE MULTI-FACTOR EQUITY FUND | 0 | 203.710 | 203.710 |
| **D | SPIRIT SUPER | 0 | 1.485.156 | 1.485.156 |
| **D | F. M. KIRBY FOUNDATION, INC. | 0 | 17.047 | 17.047 |
| **D | SCHRODER GLOBAL VALUE FUND | 0 | 132.165 | 132.165 |
| **D | SHELL TRUST (BERMUDA) LTD AS TRUSTEE OF THE SHELL OVERSEAS CONTRIBUTORY PENSION FUND | 0 | 48.092 | 48.092 |



LISTA ESITO DELLE VOTAZIONE

Oggetto: 5.2 Relazione sulla politica di remunerazione e sui compensi corrisposti - Seconda Sezione: relazione sui compensi corrisposti nel 2023 (deliberazione non vincolante) FAVOREVOLI

| Badge | Ragione Sociale | Proprio | Delega | Totale |
|-------|---|---------|------------|------------|
| **D | FIDELITY INVESTMENT FUNDS - FIDELITY INDEX WORLD FUND | 0 | 1.276.489 | 1.276.489 |
| **D | AQR FUNDS - AQR INTERNATIONAL DEFENSIVE STYLE FUND | 0 | 25.117 | 25.117 |
| **D | FORSTA AP - FONDEN | 0 | 1.335.563 | 1.335.563 |
| **D | TEACHERS RETIREMENT SYSTEM OF GEORGIA | 0 | 13.500.528 | 13.500.528 |
| **D | STATE OF WYOMING | 0 | 568.543 | 568.543 |
| **D | J.P. MORGAN SE | 0 | 133.817 | 133.817 |
| **D | JPMORGAN GLOBAL CORE REAL ASSETS LIMITED | 0 | 18.670 | 18.670 |
| **D | MFS UTILITIES FUND | 0 | 8.378.084 | 8.378.084 |
| **D | MSCI ACWI EX-FOSSIL FUELS ESG FOCUS INDEX FUND B (MSXFFESGB) | 0 | 191.046 | 191.046 |
| **D | F.M. KIRBY TRUST DATED 1/3/75 F/B/O ALIC | 0 | 25.772 | 25.772 |
| **D | EQ ADVISORS TRUST - EQ/INTERNATIONAL VALUE MANAGED VOLATILITY PORTFOLIO | 0 | 504.621 | 504.621 |
| **D | EQ ADVISORS TRUST - EQ/INTERNATIONAL EQUITY INDEX PORTFOLIO | 0 | 1.410.621 | 1.410.621 |
| **D | NEBRIS CORPORATION | 0 | 4.649 | 4.649 |
| **D | CUSTODY BANK OF JAPAN, LTD. AS TRUSTEE FOR MIZUHO TRUST & BANKING CO., LTD. AS TRUSTEE FOR INTERNATIONAL EQUITY PASSIVE | 0 | 1.241.600 | 1.241.600 |
| **D | 1.241.600 | | | |
| **D | T. ROWE PRICE RETIREMENT HYBRID TRUST | 0 | 1.926.893 | 1.926.893 |
| **D | INDUSTRIENS PENSIONSFORSIKRING A/S | 0 | 950.000 | 950.000 |
| **D | EQ ADVISORS TRUST - EQ/MFS UTILITIES SERIES PORTFOLIO | 0 | 691.420 | 691.420 |
| **D | JPMORGAN FUND ICVC - JPM MULTI-ASSET INCOME FUND | 0 | 53.915 | 53.915 |
| **D | DEKA INVESTMENT GMBH W/DEKA-UMWELTINVEST | 0 | 7.000.000 | 7.000.000 |
| **D | T. ROWE PRICE INTERNATIONAL VALUE EQUITY FUND | 0 | 18.452.058 | 18.452.058 |
| **D | VOLTAIRE HOLDINGS LLC | 0 | 110.498 | 110.498 |
| **D | EMPLOYEES RETIREMENT SYSTEM OF GEORGIA | 0 | 2.564.065 | 2.564.065 |
| **D | EQ ADVISORS TRUST - EQ/AB DYNAMIC MODERATE GROWTH PORTFOLIO | 0 | 148.391 | 148.391 |
| **D | MBB SMART FUND P LLC | 0 | 38.149 | 38.149 |
| **D | JPMORGAN SUSTAINABLE INFRASTRUCTURE FUND | 0 | 18.613 | 18.613 |
| **D | FIDELITY EUROPEAN TRUST PLC | 0 | 5.899.424 | 5.899.424 |
| **D | EQ ADVISORS TRUST - EQ/INTERNATIONAL MANAGED VOLATILITY PORTFOLIO | 0 | 837.999 | 837.999 |
| **D | ARVESTAR ASSET MANAGEMENT SA REPRESENTING ARGENTA PENSIOENSPAARFONDS DEFENSIVE | 0 | 184.550 | 184.550 |
| **D | NVIT INTERNATIONAL INDEX FUND | 0 | 672.918 | 672.918 |
| **D | ISHARES WHOLESALE INTERNATIONAL EQUITY INDEX FUND | 0 | 824.727 | 824.727 |
| **D | JPMORGAN BETABUILDERS EUROPE ETF | 0 | 5.640.578 | 5.640.578 |
| **D | SCHRODER OEP GLOBAL ACTIVE VALUE FUND | 0 | 93.498 | 93.498 |
| **D | FLEXSHARES INTERNATIONAL QUALITY DIVIDEND DEFENSIVE INDEX FUND | 0 | 18.612 | 18.612 |
| **D | VELLIV, PENSION & LIVSFORSIKRING A/S | 0 | 19.634 | 19.634 |
| **D | STRATEGIC INTERNATIONAL EQUITY FUND | 0 | 119.047 | 119.047 |
| **D | T. ROWE PRICE INTERNATIONAL VALUE EQUITY TRUST | 0 | 21.638.038 | 21.638.038 |
| **D | ARVESTAR ASSET MANAGEMENT SA REPRESENTING ARGENTA PENSIOENSPAARFONDS | 0 | 2.496.700 | 2.496.700 |
| **D | OB 2 | 0 | 76.119 | 76.119 |
| **D | EPS | 0 | 122.193 | 122.193 |
| **D | THE SOUTHERN COMPANY SYSTEM MASTER RETIREMENT TRUST | 0 | 1.177.871 | 1.177.871 |
| **D | PRUDENTIAL LEGACY INSURANCE COMPANY OF NEW JERSEY | 0 | 409.959 | 409.959 |
| **D | LUX-EQUITY GLOBAL | 0 | 1.000.788 | 1.000.788 |
| **D | SCHRODER MANAGED BALANCED FUND | 0 | 196.844 | 196.844 |
| **D | EQ ADVISORS TRUST - EQ/GLOBAL EQUITY MANAGED VOLATILITY PORTFOLIO | 0 | 204.225 | 204.225 |
| **D | JPMORGAN GLOBAL ALLOCATION FUND | 0 | 29.521 | 29.521 |
| **D | DT EQUITY | 0 | 805.355 | 805.355 |
| **D | NATIONWIDE INTERNATIONAL INDEX FUND | 0 | 467.978 | 467.978 |
| **D | UI-FONDS BAV RBI AKTIEN | 0 | 860.801 | 860.801 |
| **D | MAIN I - UNIVERSAL - FONDS | 0 | 113.863 | 113.863 |

627

Stefano Sacchetti



Assemblea Ordinaria del 23 maggio 2024

LISTA ESITO DELLE VOTAZIONE

Oggetto: 5.2 Relazione sulla politica di remunerazione e sui compensi corrisposti - Seconda Sezione: relazione sui compensi corrisposti nel 2023 (deliberazione non vincolante) FAVOREVOLI

| Badge | Ragione Sociale | Proprio | Delega | Totale |
|-------|---|---------|------------|------------|
| **D | VALENCIA INKA | 0 | 257.129 | 257.129 |
| **D | FOVERUKA PENSION UNIVERSAL | 0 | 271.353 | 271.353 |
| **D | EMBO-FONDS | 0 | 215.309 | 215.309 |
| **D | BUMA-UNIVERSAL-FONDS I | 0 | 92.062 | 92.062 |
| **D | BIL-UNIVERSAL-FONDS | 0 | 263.104 | 263.104 |
| **D | COMMINGLED PENSION TRUST FUND (INTERNATIONAL RESEARCH ENHANCED EQUITY II) OF JPMORGAN CHASE BANK, N.A. | 0 | 178.734 | 178.734 |
| **D | HOAG FAMILY TRUST U/A DTD 8-02-94 | 0 | 6.299 | 6.299 |
| **D | IRR K LLC | 0 | 51.651 | 51.651 |
| **D | 1934 GLOBAL INVESTMENT FUND LP | 0 | 310.918 | 310.918 |
| **D | THE PUBLIC INSTITUTION FOR SOCIAL SECURITY | 0 | 1.950.928 | 1.950.928 |
| **D | BANCO CENTRAL DE TIMOR-LESTE (BCTL) | 0 | 276.517 | 276.517 |
| **D | EQ ADVISORS TRUST - EQ/AB DYNAMIC AGGRESSIVE GROWTH PORTFOLIO | 0 | 69.519 | 69.519 |
| **D | WORLD ALPHA TILTS - ENHANCED FUND B | 0 | 63.785 | 63.785 |
| **D | TM FULCRUM DIVERSIFIED LIQUID ALTERNATIVES FUND | 0 | 1.364 | 1.364 |
| **D | INVESTINGFORENINGEN DANSKE INVEST EUROPA INDEKS BNP KL | 0 | 101.685 | 101.685 |
| **D | INTECH INTERNATIONAL LARGE CAP CORE FUND LLC | 0 | 28.017 | 28.017 |
| **D | INTERNATIONAL ALPHA TILTS FUND B (INTLTB) | 0 | 99.809 | 99.809 |
| **D | TRPH CORPORATION | 0 | 4.598 | 4.598 |
| **D | EARNEST INSTITUTIONAL LLC | 0 | 1.116 | 1.116 |
| **D | PENSIONSKASSE SBB | 0 | 450.747 | 450.747 |
| **D | JPMORGAN BETABUILDERS INTERNATIONAL EQUITY ETF | 0 | 1.888.670 | 1.888.670 |
| **D | DALLAS POLICE AND FIRE PENSION SYSTEM | 0 | 156.171 | 156.171 |
| **D | THRIFT SAVINGS PLAN | 0 | 26.953.446 | 26.953.446 |
| **D | INVESTINGFORENINGEN DANSKE INVEST EUROPA HOJT UDBYTT - AKKUMULERENDE KL | 0 | 407.783 | 407.783 |
| **D | INVESTINGFORENINGEN DANSKE INVEST GLOBAL INDEKS - AKKUMULERENDE KL | 0 | 129.955 | 129.955 |
| **D | UBS GLOBAL EQUITY CLIMATE TRANSITION FUND | 0 | 166.133 | 166.133 |
| **D | CLEARBRIDGE RARE INFRASTRUCTURE VALUE FUND HEDGED | 0 | 3.512.556 | 3.512.556 |
| **D | HANDELSBANKEN GLOBAL INFRASTRUKTUR | 0 | 237.638 | 237.638 |
| **D | THE SAUDI SECOND INVESTMENT COMPANY | 0 | 315.494 | 315.494 |
| **D | INVESTINGFORENINGEN DANSKE INVEST GLOBAL INDEKS KL | 0 | 444.798 | 444.798 |
| **D | MINE SUPERANNUATION FUND | 0 | 307.549 | 307.549 |
| **D | THE MASTER TRUST BANK OF JAPAN, LTD. AS TRUSTEE FOR ORGANIZATION FOR WORKERS' RETIREMENT ALLOWANCE MUTUAL AID 400021974 | 0 | 0 | 0 |
| **D | 111.539 | | | 111.539 |
| **D | MSCI ACWI EX-U.S. IMI INDEX FUND B2 | 0 | 371.589 | 371.589 |
| **D | FIDELITY INVESTMENT FUNDS - FIDELITY EUROPEAN FUND | 0 | 13.674.373 | 13.674.373 |
| **D | BRUNEI SHELL RETIREMENT BENEFIT FUND | 0 | 6.410 | 6.410 |
| **D | JNL INTERNATIONAL INDEX FUND | 0 | 1.060.313 | 1.060.313 |
| **D | LVM LANDWIRTSCHAFTLICHER VERSICHERUNGSVEREIN MUENSTER A.G. | 0 | 90.243 | 90.243 |
| **D | BLACKROCK CDN WORLD INDEX FUND | 0 | 681.657 | 681.657 |
| **D | PEOPLE'S BANK OF CHINA | 0 | 11.694.425 | 11.694.425 |
| **D | BLACKROCK INSTITUTIONAL POOLED FUNDS PLC | 0 | 835.423 | 835.423 |
| **D | EQ ADVISORS TRUST - ATM INTERNATIONAL MANAGED VOLATILITY PORTFOLIO | 0 | 546.090 | 546.090 |
| **D | CUSTODY BANK OF JAPAN, LTD. AS TRUSTEE FOR JAPAN SCIENCE AND TECHNOLOGY AGENCY 16619-9962 | 0 | 663.092 | 663.092 |
| **D | EQ ADVISORS TRUST - EQ/WELLINGTON ENERGY PORTFOLIO | 0 | 95.992 | 95.992 |
| **D | HOBART FAMILY INVESTMENTS LLC | 0 | 56.475 | 56.475 |
| **D | MBB SMART FUND C LLC | 0 | 75.631 | 75.631 |
| **D | KAPITALFORENINGEN SAMPENSON INVEST, GLOBALT AKTIEINDEKS | 0 | 699.973 | 699.973 |
| **D | INVESTINGFORENINGEN DANSKE INVEST SELECT TACTICAL ASSET ALLOCATION SVRIGE - ACCUMULATING KL | 0 | 57.871 | 57.871 |
| **D | VERMONT PENSION INVESTMENT COMMISSION | 0 | 160.591 | 160.591 |
| **D | VANGUARD FIDUCIARY TRUST COMPANY INSTITUTIONAL TOTAL INTERNATIONAL STOCK MARKET INDEX TRUST II | 0 | 52.212.973 | 52.212.973 |



LISTA ESITO DELLE VOTAZIONE

Oggetto: 5.2 Relazione sulla politica di remunerazione e sui compensi corrisposti - Seconda Sezione: relazione sui compensi corrisposti nel 2023 (deliberazione non vincolante)
FAVOREVOLI

| Badge | Ragione Sociale | Proprio | Delega | Totale |
|-------|---|---------|-------------|-------------|
| **D | BLACKROCK SUSTAINABLE ADVANTAGE INTERNATIONAL EQUITY FUND OF BLACKROCK FUNDS | 0 | 11.394 | 11.394 |
| **D | MAINSTAY WMC INTERNATIONAL RESEARCH EQUITY FUND | 0 | 107.348 | 107.348 |
| **D | BLACKROCK TACTICAL OPPORTUNITIES FUND OF BLACKROCK FUNDS | 0 | 191.664 | 191.664 |
| **D | RUSSELL DEVELOPED LARGE CAP EM GEOEXPOSURE INDEX FUND B (REMGEOB) | 0 | 11.719 | 11.719 |
| **D | HANDELSBANKEN GLOBAL INDEX CRITERIA | 0 | 1.320.805 | 1.320.805 |
| **D | CAPITAL GROUP EMPLOYEE BENEFIT INVESTMENT TRUST | 0 | 424.578 | 424.578 |
| **D | INVESTERINGSFORENINGEN DANSKE INVEST EUROPA HOJT UDBYTTTE KL | 0 | 580.323 | 580.323 |
| **D | FRANKLIN TEMPLETON SINOAM GLOBAL INFRASTRUCTURE FUND | 0 | 348.300 | 348.300 |
| **D | BLACKROCK INTERNATIONAL INDEX V.I. FUND OF BLACKROCK VARIABLE SERIES FUNDS, INC. | 0 | 102.609 | 102.609 |
| **D | SAMPENSION LIVSFORSIKRING A/S | 0 | 747.826 | 747.826 |
| **D | STICHTING PENSIOENFONDS VOOR HUISARTSEN | 0 | 900.264 | 900.264 |
| **D | FLEXSHARES MORNINGSTAR DEVELOPED MARKETS EX-US FACTOR TILT INDEX FUND | 0 | 158.323 | 158.323 |
| **D | JPMORGAN INCOME BUILDER FUND | 0 | 1.098.989 | 1.098.989 |
| **D | BLACKROCK SUSTAINABLE ADVANTAGE GLOBAL EQUITY FUND OF BLACKROCK FUNDS | 0 | 12.778 | 12.778 |
| **D | T. ROWE PRICE EUROPEAN STOCK FUND | 0 | 1.953.295 | 1.953.295 |
| **D | F&C INVESTMENT TRUST PLC | 0 | 1.267.536 | 1.267.536 |
| **D | ANDRA AP-FONDEN | 0 | 2.607.494 | 2.607.494 |
| **D | STICHTING SHELL PENSIOENFONDS | 0 | 581.854 | 581.854 |
| **D | T. ROWE PRICE INTERNATIONAL EQUITY INDEX FUND | 0 | 460.712 | 460.712 |
| **D | INVESTERINGSFORENINGEN BANKINVEST, BIX GLOBALE AKTIER ESG UNIVERSAL KL | 0 | 169.923 | 169.923 |
| **D | JPMORGAN CHASE 401(K) SAVINGS PLAN | 0 | 1.702.658 | 1.702.658 |
| **D | BT EUROPEAN SHARE FUND | 0 | 105.664 | 105.664 |
| **D | ISHARES ALL-COUNTRY EQUITY INDEX FUND | 0 | 22.986 | 22.986 |
| **D | EQ ADVISORS TRUST - EQ/INTERNATIONAL CORE MANAGED VOLATILITY PORTFOLIO | 0 | 301.612 | 301.612 |
| **D | FUNDACAO CALOUSTE GULBENKIAN | 0 | 102.484 | 102.484 |
| **D | THE MASTER TRUST BANK OF JAPAN, LTD. AS TRUSTEE FOR DAIDO LIFE FOREIGN EQUITY MOTHER FUND | 0 | 6.430 | 6.430 |
| **D | JPMORGAN FUND III ICVC-JPM DIVERSIFIED GROWTH FUND | 0 | 4.550 | 4.550 |
| **D | ROBIN 1-FONDS | 0 | 255.867 | 255.867 |
| **D | RAGS-FUNDMASTER | 0 | 48.110 | 48.110 |
| **D | ALASKA COMMON TRUST FUND | 0 | 297.037 | 297.037 |
| **D | VANGUARD TOTAL INTERNATIONAL STOCK INDEX FUND | 0 | 107.496.100 | 107.496.100 |
| **D | MAIN VI-UNIVERSAL-FONDS | 0 | 14.121 | 14.121 |
| **D | FORD PENSION UNIVERSAL | 0 | 37.203 | 37.203 |
| **D | PROVEDA GLOBAL EQUITY LIMITED PARTNERSHI | 0 | 3.936 | 3.936 |
| **D | T. ROWE PRICE FOREIGN INVESTMENT, INC | 0 | 6.863 | 6.863 |
| **D | INVESTERINGSFORENINGEN DANSKE INVEST EUROPA KL | 0 | 178.318 | 178.318 |
| **D | KAPITALFORENINGEN DANSKE INVEST INSTITUTIONAL AFDELING DANICA PENSION - AKTIER 4 | 0 | 53.525 | 53.525 |
| **D | UI-S | 0 | 20.911 | 20.911 |
| **D | FIDELITY INVESTMENT FUNDS - FIDELITY SUSTAINABLE EUROPEAN EQUITY FUND. | 0 | 730.971 | 730.971 |
| **D | INVESTERINGSFORENINGEN DANSKE INVEST EUROPA - AKKUMULERENDE KL | 0 | 192.999 | 192.999 |
| **D | FIDELITY INVESTMENT FUNDS IX - FIDELITY EUROPE (EX UK) FUND | 0 | 311.926 | 311.926 |
| **D | INVESTERINGSFORENINGEN DANSKE INVEST EUROPA 2 KL | 0 | 66.145 | 66.145 |
| **D | EPSON FRANCE EURO ACTIONS | 0 | 2.616 | 2.616 |
| **D | SEB DYNAMISK AKTIEFOND | 0 | 154.712 | 154.712 |
| **D | SEB STIFTELSEFOND UTLAND | 0 | 157.218 | 157.218 |
| **D | ACM VIE SA SELR EURO | 0 | 1.148.700 | 1.148.700 |
| **D | FERTILSODEBO | 0 | 16.609 | 16.609 |
| **D | AMF AKTIEFOND GLOBAL | 0 | 6.348.277 | 6.348.277 |
| **D | S ACTIVE ACTIONS ISR | 0 | 845.211 | 845.211 |
| **D | LARARFOND FORSIKTIG | 0 | 18.241 | 18.241 |




LISTA ESITO DELLE VOTAZIONE

Oggetto: 5.2 Relazione sulla politica di remunerazione e sui compensi corrisposti - Seconda Sezione: relazione sui compensi corrisposti nel 2023 (deliberazione non vincolante)
FAVOREVOLI

| Badge | Ragione Sociale | Proprio | Delega | Totale |
|-------|---|---------|-----------|-----------|
| **D | SEB GLOBAL AKTIEFOND | 0 | 1.140.513 | 1.140.513 |
| **D | STAUBLI 80 20 CREDIT MUTUEL | 0 | 15.771 | 15.771 |
| **D | DANSKE INVEST EUROPEAN EQUITY FUND | 0 | 581.543 | 581.543 |
| **D | AMF BALANSFOND | 0 | 873.245 | 873.245 |
| **D | CONTINENTAL | 0 | 10.518 | 10.518 |
| **D | DANSKE INVEST EUROPE HIGH DIVIDEND FUND | 0 | 134.564 | 134.564 |
| **D | CM-AM SUSTAINABLE PLANET | 0 | 1.244.640 | 1.244.640 |
| **D | OHMAN GLOBAL | 0 | 2.336.978 | 2.336.978 |
| **D | SICAV PIANA | 0 | 72.500 | 72.500 |
| **D | SEB VARLDENFOND | 0 | 1.426.271 | 1.426.271 |
| **D | LARARFOND BALANSERAD | 0 | 190.916 | 190.916 |
| **D | LARARFOND OFFENSIV | 0 | 402.012 | 402.012 |
| **D | OHMAN MARKNAD GLOBAL | 0 | 202.600 | 202.600 |
| **D | DNCA ENGAGE | 0 | 925.000 | 925.000 |
| **D | OHMAN MARKNAD EUROPA | 0 | 229.722 | 229.722 |
| **D | AMF AKTIEFOND EUROPA | 0 | 2.621.494 | 2.621.494 |
| **D | ACM VIE S A CM CIC RETRAITE | 0 | 100.925 | 100.925 |
| **D | ACM IARD SA | 0 | 1.263.611 | 1.263.611 |
| **D | ORANO ACTIONS ZONE EURO | 0 | 107.296 | 107.296 |
| **D | GROUPE ROCHE | 0 | 104.373 | 104.373 |
| **D | AMORA MAILLE DIVERSIFIE | 0 | 5.092 | 5.092 |
| **D | LEXMARK DYNAMIQUE | 0 | 10.081 | 10.081 |
| **D | EUROP ASSISTANCE DIVERSIFIE | 0 | 4.060 | 4.060 |
| **D | CARGILL MIXTE | 0 | 3.428 | 3.428 |
| **D | ACM MUT FONDS GENERAL | 0 | 2.194.555 | 2.194.555 |
| **D | CARGILL ACTIONS | 0 | 10.204 | 10.204 |
| **D | DNCA VALUE EUROPE | 0 | 1.858.217 | 1.858.217 |
| **D | ELIOR EPARGNE DIVERSIFIE | 0 | 5.347 | 5.347 |
| **D | ACM VIE SA PACTE RETRAITE EURO | 0 | 1.001.638 | 1.001.638 |
| **D | PIPELINE SUD-EUROPEEN | 0 | 6.929 | 6.929 |
| **D | HENKEL DIVERSIFIE N 1 | 0 | 11.316 | 11.316 |
| **D | ACM ACTIONS | 0 | 16.926 | 16.926 |
| **D | SCHUCO | 0 | 6.776 | 6.776 |
| **D | CRYOSTAR SAS | 0 | 1.346 | 1.346 |
| **D | S ACTIVE DIVERSIFIE ISR | 0 | 52.298 | 52.298 |
| **D | STAUBLI 50 50 CREDIT MUTUEL | 0 | 19.962 | 19.962 |
| **D | C ET A | 0 | 2.852 | 2.852 |
| **D | CAFSUGEL | 0 | 17.345 | 17.345 |
| **D | CM-AM ADVANCED | 0 | 24.500 | 24.500 |
| **D | FONCIL | 0 | 40.839 | 40.839 |
| **D | AMF AKTIEFOND VARLDEN | 0 | 4.171.130 | 4.171.130 |
| **D | ACM VIE SA FONDS GENERAL | 0 | 9.358.955 | 9.358.955 |
| **D | CONVERGENCE EQUI SOCI RESP | 0 | 639.592 | 639.592 |
| **D | CM-AM SOLIDAIRE TEMPERE ISR | 0 | 178.500 | 178.500 |
| **D | GERARD FERRIER INDUSTRIE | 0 | 11.829 | 11.829 |
| **D | CM-AM CONVICTIONS EURO | 0 | 780.000 | 780.000 |
| **D | BALL PACKAGING EUROPE | 0 | 4.141 | 4.141 |
| **D | CONVERGENCE ACTIONS EUROPE | 0 | 181.967 | 181.967 |
| **D | COFACE N 1 | 0 | 19.503 | 19.503 |
| **D | ORANO ISR SOLIDAIRE | 0 | 54.251 | 54.251 |



430

LISTA ESITO DELLE VOTAZIONE

Oggetto: 5.2 Relazione sulla politica di remunerazione e sui compensi corrisposti - Seconda Sezione: relazione sui compensi corrisposti nel 2023 (deliberazione non vincolante)
FAVOREVOLI

| Badge | Ragione Sociale | Proprio | Delega | Totale |
|-------|---|---------|-----------|-----------|
| **D | MILLEIS BANQUE 30-70 | 0 | 6.898 | 6.898 |
| **D | MUTA ACTIONS | 0 | 10.000 | 10.000 |
| **D | CGI DYNAMIQUE | 0 | 89.772 | 89.772 |
| **D | CM-AM ALIZES DYNAMIQUE | 0 | 316.328 | 316.328 |
| **D | CM-AM EUROPE VALUE | 0 | 2.427.128 | 2.427.128 |
| **D | CH RIVER LABORAT FRANCE | 0 | 7.083 | 7.083 |
| **D | CM-AM ALIZES TEMPERE | 0 | 176.669 | 176.669 |
| **D | CM-AM ALIZES EQUILIBRE | 0 | 294.264 | 294.264 |
| **D | FEDEX | 0 | 9.082 | 9.082 |
| **D | CMI MEDIA | 0 | 917 | 917 |
| **D | OCF | 0 | 25.925 | 25.925 |
| **D | OTIS MOYEN TERME SOLIDAIRE | 0 | 41.517 | 41.517 |
| **D | THALES AVS FRANCE | 0 | 7.745 | 7.745 |
| **D | CM-AM EUROPE DIVIDENDES | 0 | 371.390 | 371.390 |
| **D | DYNAMIC REAL ESTATE AND INFRASTRUCTURE INCOME FUND | 0 | 210.314 | 210.314 |
| **D | DYNAMIC REAL ESTATE & INFRASTRUCTURE INCOME II FUND | 0 | 719.236 | 719.236 |
| **D | PACER ETFs ICAV | 0 | 1.916 | 1.916 |
| **D | AZIMUT STRATEGIC TREND | 0 | 1.000 | 1.000 |
| **D | ALLIANZGI-FONDS APNIESA SEGMENT APNIESA-NAFO | 0 | 71.890 | 71.890 |
| **D | AZIMUT TRADING | 0 | 1.000 | 1.000 |
| **D | IPAC SPECIALIST INVESTMENT STRATEGIES - INTERNATIO | 0 | 157.560 | 157.560 |
| **D | DEKA INVESTMENT GMBH W/A-KSK FULDA-FONDS | 0 | 20.000 | 20.000 |
| **D | AZIMUT TREND | 0 | 32.000 | 32.000 |
| **D | FONDO NAZIONALE PENSIONE COMPLEMENTARE COMETA | 0 | 374.981 | 374.981 |
| **D | GQG PARTNERS INTERNATIONAL QUALITY DIVIDEND INCOME FUND | 0 | 435.658 | 435.658 |
| **D | PALAFITTE INVESTMENTS LLC | 0 | 125.000 | 125.000 |
| **D | FONDOPOSTE | 0 | 70.218 | 70.218 |
| **D | AZ MULTI ASSET WORLD TRADING | 0 | 50.000 | 50.000 |
| **D | UNIVERSITIES SUPERANNUATION SCHEME | 0 | 470.612 | 470.612 |
| **D | AQR ABS RETURN MASTER NON FLIP | 0 | 96.711 | 96.711 |
| **D | AQR TAX ADVANTGD ABS NON FLIP | 0 | 661.513 | 661.513 |
| **D | THE PETROLEUM STUDIES AND RESEARCH CENTER ENDORMENT TRUST | 0 | 15.044 | 15.044 |
| **D | UNIVERSAL-INVESTMENT-GESELLSCHAFT MBH ON BEHALF OF SPM 2006-UNIVERSAL-FONDS | 0 | 42.130 | 42.130 |
| **D | SPM 2006-UNIVERSAL-FONDS | 0 | 20.252 | 20.252 |
| **D | KOOKMIN BANK ACTING AS TRUSTEE OF MIRAE ASSET ER DEVELOPED NATION MULTI FACTOR PRIVATELY PLACED MASTER INVESTMENT TRUST | 0 | 0 | 0 |
| | 72.208 | | | 72.208 |
| **D | PK CSG WORLD EQUITY UBS FUND MANAGEMENT SWITZERLAND AG | 0 | 144.010 | 144.010 |
| **D | DANICA PENSION LIVSFORSIKRINGSKASSELSKAB | 0 | 2.484.834 | 2.484.834 |
| **D | VERDIPAPIRFONDET FONDSFINANS FORNYBAR ENERGI | 0 | 90.000 | 90.000 |
| **D | SUJOUTUSRAHASTO AKTIA EUROPA | 0 | 450.000 | 450.000 |
| **D | TRUST & CUSTODY SERVICES BANK LTD AS TRUSTEE FOR PENSION INVESTMENT FUND TRUST NUMBER 4 | 0 | 57.501 | 57.501 |
| **D | TMA UMBRELLA FUND - GLOBAL EQUITY PORTFOLIO | 0 | 24.200 | 24.200 |
| **D | BEST INVESTMENT CORPORATION | 0 | 261.024 | 261.024 |
| **D | JPMORGAN GLOBAL PROPERTY INCOME FUND | 0 | 83.259 | 83.259 |
| **D | SUJOUTUSRAHASTO AKTIA SECURA | 0 | 100.000 | 100.000 |
| **D | ALLIANZ GLOBAL HIGH PAYOUT FUND | 0 | 24.087 | 24.087 |
| **D | TMA UMBRELLA FD-TMA ACWI EX-JAPAN PORTFF. | 0 | 37.700 | 37.700 |
| **D | ALLIANZ GLOBAL INVESTORS CHOICE FUND - ALLIANZ CHOICE BEST STYLES EUROPE FUND | 0 | 159.878 | 159.878 |
| **D | TRUST & CUSTODY SERVICES BANK LTD AS TRUSTEE FOR PENSION INVESTMENT FUND TRUST NUMBER 8 | 0 | 28.181 | 28.181 |
| **D | SUJOUTUSRAHASTO AKTIA EUROOPAN KASSAKONEET | 0 | 330.000 | 330.000 |

Assemblea Ordinaria del 23 maggio 2024

LISTA ESITO DELLE VOTAZIONE

Oggetto: 5.2 Relazione sulla politica di remunerazione e sui compensi corrisposti - Seconda Sezione: relazione sui compensi corrisposti nel 2023 (deliberazione non vincolante) FAVOREVOLI

| Badge | Ragione Sociale | Proprio | Delega | Totale |
|-------|--|---------|------------|------------|
| **D | SCHRODER INSTITUTIONAL POOLED FUNDS | 0 | 58.626 | 58.626 |
| **D | SCHRODER INSTITUTIONAL POOLED FUNDS - ADVANCED GLOBAL EQUITY FUND | 0 | 97.155 | 97.155 |
| **D | TAIPEI FUBON COMMERCIAL BANK LTD | 0 | 350.000 | 350.000 |
| **D | HANWHA KBIZ MULTI ASSET 2 | 0 | 55.007 | 55.007 |
| **D | TRUST & CUSTODY SERVICES BANK LTD AS TRUSTEE FOR PENSION INVESTMENT FUND TRUST NUMBER 21 | 0 | 42.838 | 42.838 |
| **D | ALLIANZ SELECTION EUROPEAN EQUITY DIVIDEND | 0 | 8.423 | 8.423 |
| **D | TRUST & CUSTODY SERVICES BANK LTD AS TRUSTEE FOR PENSION INVESTMENT FUND TRUST NUMBER 10 | 0 | 331.174 | 331.174 |
| **D | HSC GLOBAL FUNDS ICAV | 0 | 8.130 | 8.130 |
| **D | NIKKO AM GLOBAL CONSERVATIVE FUND | 0 | 10.890 | 10.890 |
| **D | AVIVA INVESTORS FUNDS ACS - AI CAUTIOUS PENSION FUND | 0 | 9.524 | 9.524 |
| **D | HSC POOLED INVESTMENT FUND - HSC POOLED EUROPE EQUITY INDEX TRACKING FUND | 0 | 232.122 | 232.122 |
| **D | TRUST & CUSTODY SERVICES BANK LTD AS TRUSTEE FOR PENSION INVESTMENT FUND TRUST NUMBER 3 | 0 | 520.241 | 520.241 |
| **D | AVIVA INVESTORS FUNDS ACS - AI STRATEGIC GLOBAL EQUITY FUND | 0 | 110.767 | 110.767 |
| **D | HSC INDEX TRACKER INVESTMENT FUNDS - FTSE ALL-WORLD INDEX FUND | 0 | 411 | 411 |
| **D | JPMORGAN EUROPE STRATEGIC DIVIDEND FUND | 0 | 22.602 | 22.602 |
| **D | HSC INSTITUTIONAL TRUST SERVICE (ASIA) LIMITED | 0 | 3.945 | 3.945 |
| **D | HSC POOLED INVESTMENT FUND | 0 | 117.784 | 117.784 |
| **D | AVIVA INVESTORS FUNDS ACS - AI BALANCED LIFE FUND | 0 | 34.344 | 34.344 |
| **D | GLOBAL X MANAGEMENT (AUS) LIMITED | 0 | 156.039 | 156.039 |
| **D | ELEVA UCITS FUND - ELEVA ABSOLUTE RETURN EUROPE | 0 | 8.062.123 | 8.062.123 |
| **D | FIRST STATE GLOBAL UMBRELLA FUND PUBLIC LIMITED COMPANY | 0 | 19.217 | 19.217 |
| **D | AVIVA INVESTORS FUNDS ACS - AI BALANCED PENSION FUND | 0 | 625.222 | 625.222 |
| **D | REASSURE LIMITED | 0 | 2.186.602 | 2.186.602 |
| **D | PUTM AUTHORISED CONTRACTUAL SCHEME - PUTM ACS EUROPEAN EX UK FUND | 0 | 3.979.117 | 3.979.117 |
| **D | ELEVA UCITS FUND - ELEVA EUROLAND SELECTION FUND | 0 | 5.315.456 | 5.315.456 |
| **D | HSC ETFs PLC - HSC EUROPE SUSTAINABLE EQUITY UCITS ETF | 0 | 93.405 | 93.405 |
| **D | CHIYU BANKING CORPORATION LIMITED | 0 | 202.422 | 202.422 |
| **D | HSC ETFs PUBLIC LIMITED COMPANY - HSC EUROPE EX UK SUSTAINABLE EQUITY UCITS ETF | 0 | 241.303 | 241.303 |
| **D | M&G (LUX) BLACKROCK EUROPE EX UK EQUITY FUND | 0 | 3.994.075 | 3.994.075 |
| **D | HSC GLOBAL FUNDS ICAV - MULTI-FACTOR EMU EQUITY FUND | 0 | 323.508 | 323.508 |
| **D | HSC ETFs PUBLIC LIMITED COMPANY- HSC DEVELOPED WORLD SUSTAINABLE EQUITY UCITS ETF | 0 | 130.005 | 130.005 |
| **D | HSC INDEX TRACKER INVESTMENT FUNDS - DEVELOPED WORLD SUSTAINABLE EQUITY INDEX FUND | 0 | 3.117.954 | 3.117.954 |
| **D | ELEVA UCITS FUND - ELEVA EUROPEAN SELECTION FUND | 0 | 13.041.441 | 13.041.441 |
| **D | PHOENIX UNIT TRUST MANAGERS LIMITED | 0 | 13.065.463 | 13.065.463 |
| **D | PUTM AUTHORISED CONTRACTUAL SCHEME - PUTM ACS SUSTAINABLE INDEX EUROPEAN EQUITY FUND | 0 | 3.514.248 | 3.514.248 |
| **D | AMUNDI EIF ICAV | 0 | 265.818 | 265.818 |
| **D | AMUNDI ETF ICAV - AMUNDI SANDP 500 EQUAL WEIGHT ESG LEADERS UCITS ETF | 0 | 460.211 | 460.211 |
| **D | AMUNDI ETF ICAV - AMUNDI S&P GLOBAL UTILITIES ESG UCITS ETF | 0 | 991.363 | 991.363 |
| **D | ELEVA UCITS FUND | 0 | 225.036 | 225.036 |
| **D | HSC INDEX TRACKER INVESTMENT FUNDS - EUROPEAN INDEX FUND | 0 | 4.567.921 | 4.567.921 |
| **D | HSC INSTITUTIONAL TRUST SERVICES IRELAND LIMITED RE | 0 | 2.138.490 | 2.138.490 |
| **D | SOCIETY OF JESUS TRUST OF 1929 FOR ROMAN CATHOLIC PURPOSES | 0 | 84.404 | 84.404 |
| **D | AXA INVESTMENT MANAGERS UK LIMITED | 0 | 471.786 | 471.786 |
| **D | HSC ETFs PUBLIC LIMITED COMPANY - HSC MSCI EUROPE UCITS ETF | 0 | 38.120 | 38.120 |
| **D | HENDERSON GLOBAL INVESTORS LIMITED | 0 | 1.250.558 | 1.250.558 |
| **D | HSC ETFs PUBLIC LIMITED COMPANY - HSC MSCI WORLD UCITS ETF | 0 | 81.823 | 81.823 |
| **D | STANDARD LIFE INTERNATIONAL DESIGNATED ACTIVITY COMPANY | 0 | 468.571 | 468.571 |
| **D | HSC GLOBAL INVESTMENT FUNDS | 0 | 109.396 | 109.396 |
| **D | INTERNATIONALE KAPITALANLAGEGESELLSCHAFT MBH | 0 | 4.797.593 | 4.797.593 |
| **D | BLKB EQUITY SWITZERLAND FOCUS | 0 | 4.326.375 | 4.326.375 |

LISTA ESITO DELLE VOTAZIONE

Oggetto: 5.2 Relazione sulla politica di remunerazione e sui compensi corrisposti - Seconda Sezione: relazione sui compensi corrisposti nel 2023 (deliberazione non vincolante)
FAVOREVOLI

| Badge | Regione Sociale | Proprio | Delega | Totale |
|-------|---|---------|------------|------------|
| **D | ALLIANZ CGI SUBFONDS EQUITIES | 0 | 170.704 | 170.704 |
| **D | ALLIANZ PV-WS RCM SYSPRO VALUE EUROPE | 0 | 327.761 | 327.761 |
| **D | ALLIANZ VKA FONDS AGI INSURANCE DEDICATED LARGE CAPS | 0 | 621.122 | 621.122 |
| **D | INTERNATIONALE APITALANLAGEGESSELLSCHAFT MBH | 0 | 139.073 | 139.073 |
| **D | BAILLIE GIFFORD WRLDWD FUNDS PLC- BG WRLDWD DIVERSIFIED RETURN YEN FD | 0 | 96.185 | 96.185 |
| **D | BAILLIE GIFFORD WRLDWD FUNDS PLC- BG WRLDWD DIVERSIFIED RETURN FD | 0 | 151.395 | 151.395 |
| **D | MAINSTAY VP CBRE GLOBAL INFRASTRUCTURE PORTFOLIO | 0 | 148.624 | 148.624 |
| **D | MAINSTAY CBRE GLOBAL INFRASTRUCTURE FUND | 0 | 3.759.053 | 3.759.053 |
| **D | MAINSTAY CBRE GLOBAL INFRASTRUCTURE MEGATRENDS TERM FUND | 0 | 12.884.084 | 12.884.084 |
| **D | MJP INTERNATIONAL FUND LLC | 0 | 873 | 873 |
| **D | LUX-PENSION 100% | 0 | 109.050 | 109.050 |
| **D | LUX-PENSION 50% | 0 | 99.888 | 99.888 |
| **D | LUX-PENSION 25% | 0 | 89.692 | 89.692 |
| **D | LUX-CROISSANCE I | 0 | 211.525 | 211.525 |
| **D | LUX-PENSION 75% | 0 | 75.739 | 75.739 |
| **D | LUX-PORTFOLIO GLOBAL FLEXIBLE SERENITY | 0 | 17.406 | 17.406 |
| **D | LUX-PORTFOLIO GLOBAL FLEXIBLE | 0 | 106.414 | 106.414 |
| **D | LUX-PORTFOLIO GROWTH | 0 | 35.137 | 35.137 |
| **D | LUX-PORTFOLIO BALANCED | 0 | 108.684 | 108.684 |
| **D | LUX-PORTFOLIO DYNAMIC | 0 | 28.743 | 28.743 |
| **D | LUX-PORTFOLIO DEFENSIVE | 0 | 20.097 | 20.097 |
| **D | AQR ABSOLUTE RETURN MASTER ACCOUNT LP | 0 | 437.246 | 437.246 |
| **D | AQR TAX ADVANTAGED ABSOLUTE RETURN FUND, L.P | 0 | 595.407 | 595.407 |
| **D | NORDEA INSTITUTIONAL INVESTMENT FUND, SICAV- FIS | 0 | 46.415 | 46.415 |
| **D | INVESTINGSFORENINGEN NORDEA INVEST AKTIER ANSVARLIG KL | 0 | 2.035.454 | 2.035.454 |
| **D | NORDEA GLOBAL ENHANCED FUND | 0 | 1.458.050 | 1.458.050 |
| **D | VERDIPAPIRFONDET NORDEA PLAN VEKSTORIENTERT | 0 | 13.880 | 13.880 |
| **D | NORDEA INVESTMENT FUNDS S.A / NORDEA ASSET ALLOCATION FUND | 0 | 43.794 | 43.794 |
| **D | NORDEA SUSTAINABLE EQUITIES GLOBAL FUND | 0 | 332.508 | 332.508 |
| **D | NORDEA SUSTAINABLE SELECTION MODERATE FUND | 0 | 3.102.954 | 3.102.954 |
| **D | INVESTINGSFORENINGEN NORDEA INVEST GLOBAL ENHANCED KL | 0 | 81.297 | 81.297 |
| **D | INVESTINGSFORENINGEN NORDEA INVEST EUROPE ENHANCED KL | 0 | 679.435 | 679.435 |
| **D | NORDEA 2 SICAV | 0 | 142.965 | 142.965 |
| **D | NORDEA GLOBAL EQUITY ALLOCATION FUND | 0 | 4.582.149 | 4.582.149 |
| **D | NORDEA GENERATIONSFOND 90-TAL | 0 | 552.267 | 552.267 |
| **D | NORDEA SUSTAINABLE SELECTION BALANCED FUND | 0 | 69.335 | 69.335 |
| **D | NORDEA DISCRETIONARY GLOBAL EQUITY FUND | 0 | 164.811 | 164.811 |
| **D | NORDEA SUSTAINABLE SELECTION GROWTH FUND | 0 | 430.495 | 430.495 |
| **D | NORDEA GENERATIONSFOND 60-TAL | 0 | 163.547 | 163.547 |
| **D | NORDEA GENERATIONSFOND 80-TAL | 0 | 1.808.673 | 1.808.673 |
| **D | NORDEA 1 SICAV | 0 | 453.788 | 453.788 |
| **D | VAERDIPAPIRFONDEN NORDEA INVEST PORTEFOLJE AKTIER | 0 | 2.274.510 | 2.274.510 |
| **D | NORDEA GLOBAL DIVIDEND FUND | 0 | 610.660 | 610.660 |
| **D | NORDEA STRATEGA 50 | 0 | 5.519.840 | 5.519.840 |
| **D | VERDIPAPIRFONDET NORDEA AKSJER VERDEN | 0 | 236.163 | 236.163 |
| **D | NORDEA GENERATIONSFOND SENIOR | 0 | 19.148 | 19.148 |
| **D | INVESTINGSFORENINGEN NORDEA INVEST BASIS 2 KL | 0 | 59.549 | 59.549 |
| **D | INVESTINGSFORENINGEN NORDEA INVEST ENGRÓS INTERNATIONALE AKTIER | 0 | 16.936 | 16.936 |
| **D | VERDIPAPIRFONDET NORDEA PLAN KONSERVATIV NO | 0 | 353.855 | 353.855 |
| **D | | 0 | 4.866 | 4.866 |

LISTA ESITO DELLE VOTAZIONE

Oggetto: 5.2 Relazione sulla politica di remunerazione e sui compensi corrisposti - Seconda Sezione: relazione sui compensi corrisposti nel 2023 (deliberazione non vincolante)
FAVOREVOLI

| Badge | Ragione Sociale | Proprio | Delega | Totale |
|-------|--|---------|-----------|-----------|
| **D | NORDEA STRATEGA 90 FUND | 0 | 10.459 | 10.459 |
| **D | INVESTERINGSFORENINGEN NORDEA INVEST BASIS 3 KL | 0 | 90.887 | 90.887 |
| **D | VERDIPAFIRFONDET NORDEA GLOBAL | 0 | 479.203 | 479.203 |
| **D | VERDIPAFIRFONDET NORDEA PLAN MODERAT | 0 | 14.295 | 14.295 |
| **D | INVESTERINGSFORENINGEN NORDEA INVEST BASIS 4 KL | 0 | 27.231 | 27.231 |
| **D | NORDEA WORLD PASSIVE FUND | 0 | 215.338 | 215.338 |
| **D | NORDEA GENERATIONSFOND 50-TAL | 0 | 480.612 | 480.612 |
| **D | NORDEA SUSTAINABLE SELECTION RETURN FUND | 0 | 40.376 | 40.376 |
| **D | NORDEA STRATEGA 35 | 0 | 321.603 | 321.603 |
| **D | INVESTERINGSFORENINGEN NORDEA INVEST GLOBALE UDBYTTAKTIER KL | 0 | 175.254 | 175.254 |
| **D | INVESTERINGSFORENINGEN NORDEA INVEST GLOBALE AKTIER INDEKS KL | 0 | 55.334 | 55.334 |
| **D | VERDIPAFIRFONDET NORDEA PLAN BALANSERT | 0 | 20.128 | 20.128 |
| **D | NORDEA GLOBAL PASSIVE FUND | 0 | 343.197 | 343.197 |
| **D | NORDEA STRATEGA 70 | 0 | 324.397 | 324.397 |
| **D | NORDEA STRATEGA 15 | 0 | 40.009 | 40.009 |
| **D | NORDEA EUROPEAN PASSIVE FUND | 0 | 142.235 | 142.235 |
| **D | NORDEA AVTALSPELNSFOND MIDI | 0 | 85.816 | 85.816 |
| **D | INVESTERINGSFORENINGEN NORDEA INVEST AKTIER II KL | 0 | 14.247 | 14.247 |
| **D | INVESTERINGSFORENINGEN NORDEA INVEST AKTIER KL | 0 | 19.223 | 19.223 |
| **D | NORDEA GENERATIONSFOND 70-TAL | 0 | 863.569 | 863.569 |
| **D | NORDEA WORLD FUND | 0 | 1.081.290 | 1.081.290 |
| **D | MELLON OFFSHORE FUNDS C/O CIBC BANK AND TRUST COMPANY (CAYMAN) LIMITED | 0 | 440.852 | 440.852 |
| **D | BG MASTER FUND ICAV | 0 | 10 | 10 |
| **D | GSF VORSORGESTRATEGIE | 0 | 19.509 | 19.509 |
| **D | FULCRUM ENERGY-INFRASTRUCTURE-RENEWABLES FUND | 0 | 1.448 | 1.448 |
| **D | DVAM DIVERSIFIED LIQUID ALTERNATIVE SPCP | 0 | 822 | 822 |
| **D | KUTXABANK PENSIONS, S.A., SGFP | 0 | 737.886 | 737.886 |
| **D | KUTXABANK GESTION SGIIC, S.A. | 0 | 1.663.463 | 1.663.463 |
| **D | NEI CLEAN INFRASTRUCTURE FUND | 0 | 1.080.907 | 1.080.907 |
| **D | UNIGEST, S.G.I.I.C., S.A.U. | 0 | 452.387 | 452.387 |
| **D | CIN BELGIUM LIMITED | 0 | 730 | 730 |
| **D | ROGER | 0 | 33 | 33 |
| **D | TURCO TRUST | 0 | 1.000 | 1.000 |
| **D | AZURA | 0 | 12 | 12 |
| **D | CAIXABANK ASSET MANAGEMENT, SGIIC, S.A. | 0 | 5.895.302 | 5.895.302 |
| **D | VIDACAIXA, S.A. | 0 | 2.864.537 | 2.864.537 |
| **D | CMAP SREA FUND LIMITED | 0 | 5.631 | 5.631 |
| **D | AQR TAX ADVANTAGEDGLOBAL EQUITY MARKET NEUTRAL FUND LP | 0 | 33.901 | 33.901 |
| **D | AQR TAX AWARETOTAL RETURN FUND LLC | 0 | 27.279 | 27.279 |
| **D | BESSEMER TRUST CO CLEARING ACCT | 0 | 4.492 | 4.492 |
| **D | OLD WESTBURY LARGE CAP STRATEGIES FUND | 0 | 387.200 | 387.200 |
| **D | 3M EMPLOYEE RETIREMENT INCOME PLAN TRUST | 0 | 202.569 | 202.569 |
| **D | BANCO BILBAO VIZCAYA MADRID | 0 | 57.425 | 57.425 |
| **D | BANCO BILBAO VIZCAYA ARGENTARIA SA | 0 | 6.071.765 | 6.071.765 |
| **D | BROMPTON SUSTAINABLE REAL ASSETS DIVIDEND ETF | 0 | 57.600 | 57.600 |
| **D | BROMPTON EUROPEAN DIVIDEND GROWTH ETF | 0 | 83.600 | 83.600 |
| **D | THE NFU MUTUAL OEIC | 0 | 76.722 | 76.722 |
| **D | BMO CANADA PENSION PLAN | 0 | 864.212 | 864.212 |
| **D | BMO PRIVATE INTERNATIONAL EQUITY PORTFOLIO | 0 | 1.522.354 | 1.522.354 |
| **D | SANTANDER MAX 30 SHARES PORTFOLIO | 0 | 53.399 | 53.399 |



LISTA ESITO DELLE VOTAZIONE

Oggetto: 5.2 Relazione sulla politica di remunerazione e sui compensi corrisposti - Seconda Sezione: relazione sui compensi corrisposti nel 2023 (deliberazione non vincolante) FAVOREVOLI

| Badge | Regione Sociale | Proprio | Delega | Totale |
|-------|--|---------|------------|------------|
| **D | SANTANDER MAX 50 PERCENT SHARES PORTFOLIO | 0 | 222.028 | 222.028 |
| **D | SANTANDER MAX 70 PERCENT SHARES PORTFOLIO | 0 | 393.361 | 393.361 |
| **D | STATE OF WISCONSIN INVESTMENT BOARD | 0 | 1.803.623 | 1.803.623 |
| **D | AUTORIDADE MONETARIA DE MACAU | 0 | 137.541 | 137.541 |
| **D | GOLDMAN SACHS ETF TRUST GOLDMAN SACHS BLOOMBERG | 0 | 60.495 | 60.495 |
| **D | INTEL RETIREE MEDICAL PLAN TRUST | 0 | 49.044 | 49.044 |
| **D | ALASKA PERMANENT FUND CORPORATION | 0 | 575.419 | 575.419 |
| **D | SUBSIDIZED SCHOOLS PROVIDENT FUND | 0 | 57.745 | 57.745 |
| **D | WILLIS TOWERS WATSON GROUP TRUST | 0 | 182.768 | 182.768 |
| **D | GOLDMAN SACHS ETF TRUST GOLDMAN SACHS ACTIVEBETA WORLD LOW VOL PLUS EQUITY ETF | 0 | 20.142 | 20.142 |
| **D | INVESTINGSFORNINGEN NYKREDIT INVEST ENGBROS GLOBALE AKTI | 0 | 262.186 | 262.186 |
| **D | KAPITALFORENINGEN MP INVEST EUROPAEISKE AKTIER | 0 | 754.317 | 754.317 |
| **D | KAPITALFORENINGEN INVESTIN PRO LOW RISK EQUITIES II | 0 | 98.772 | 98.772 |
| **D | KAPITALFORENINGEN INVESTIN PRO ACADIAN GLOBAL VALUE | 0 | 166.172 | 166.172 |
| **D | KAPITALFORENINGEN MP INVEST GLOBALE AKTIER IV | 0 | 11.842 | 11.842 |
| **D | MURRAY INTERNATIONAL TRUST PLC | 0 | 5.830.000 | 5.830.000 |
| **D | TACS NON US EQUITY CORE MARKET CONTINUOUS LLC | 0 | 237.983 | 237.983 |
| **D | NEL PLAYER ANNUITY AND INSURANCE COMPANY | 0 | 7.203 | 7.203 |
| **D | NEL PLAYER TAX QUALIFIED ANNUITY PLAN | 0 | 34.743 | 34.743 |
| **D | BNY MELLON SUSTAINABLE GLOBAL EQUITY INCOME FUND | 0 | 772.053 | 772.053 |
| **D | BNY MELLON DT NSL INTERNATIONAL STOCK INDEX FUND | 0 | 341.465 | 341.465 |
| **D | QUILTER CHEVIOT LTD | 0 | 312.093 | 312.093 |
| **D | ROTHSCHILD MARTIN MAUREL | 0 | 995.521 | 995.521 |
| **D | ADVANCED SERIES TRUST AST T ROWE PRICE GROWTH OPPORTUNIT | 0 | 468.316 | 468.316 |
| **D | BNY MELLON PE NSL INTERNATIONAL EQUITY FUND | 0 | 126.432 | 126.432 |
| **D | GOLDMAN SACHS TRUST - GOLDMAN SACHS INTERNATIONAL EQUITY IN GOLDMAN SACHS AND CO | 0 | 4.544.397 | 4.544.397 |
| **D | CI CORPORATE CLASS LIMITED | 0 | 528.560 | 528.560 |
| **D | CI SELECT GLOBAL EQUITY FUND | 0 | 362.994 | 362.994 |
| **D | CI GLOBAL INCOME AND GROWTH FUND | 0 | 3.739.063 | 3.739.063 |
| **D | CI CANADIAN ASSET ALLOCATION FUND | 0 | 10.834 | 10.834 |
| **D | UNISYS MASTER TRUST | 0 | 258.380 | 258.380 |
| **D | BNY MELLON GLOBAL INFRASTRUCTURE INCOME ETF | 0 | 124.731 | 124.731 |
| **D | GOLDMAN SACHS PROFIT SHARING MASTER TRUST | 0 | 155.971 | 155.971 |
| **D | CLIFFORD CAPITAL INTERNATIONAL VALUE FUND | 0 | 16.940 | 16.940 |
| **D | LEGAL AND GENERAL UCITS ETF PLC | 0 | 958.099 | 958.099 |
| **D | BNY MELLON FUTURELEGACY 3 FUND | 0 | 10.317 | 10.317 |
| **D | BNY MELLON FUTURELEGACY 4 FUND | 0 | 19.904 | 19.904 |
| **D | BNY MELLON FUTURELEGACY 5 FUND | 0 | 38.657 | 38.657 |
| **D | BNY MELLON FUTURELEGACY 6 FUND | 0 | 47.706 | 47.706 |
| **D | BNY MELLON FUTURELEGACY 7 FUND | 0 | 46.684 | 46.684 |
| **D | GOVERNMENT OF BERMUDA | 0 | 322.760 | 322.760 |
| **D | PREMIUM SELECTION UCITS ICAV | 0 | 481.645 | 481.645 |
| **D | KAPITALFORENINGEN EMD INVEST VERDENINDEXS | 0 | 262.572 | 262.572 |
| **D | VANGUARD FTSE ALL WORLD EX US INDEX FUND | 0 | 15.543.475 | 15.543.475 |
| **D | VANGUARD EUROPEAN STOCK INDEX FUND | 0 | 15.996.074 | 15.996.074 |
| **D | GOLDMAN SACHS ETF TRUST II GOLDMAN SACHS MARKETBETA TOTAL INTERNATIONAL EQUITY ETF | 0 | 128.548 | 128.548 |
| **D | KUMPUAN WANG PERSARAAN DIPERBADANKAN | 0 | 24.840 | 24.840 |
| **D | XTRACKERS MSCI EAFE ESG LEADERS EQUITY ETF | 0 | 48.103 | 48.103 |
| **D | MULTI ADVISOR FUNDS GLOBAL SUSTAINABLE INFRASTRUCTURE FUND | 0 | 112.004 | 112.004 |
| **D | WESPATH FUNDS TRUST | 0 | 1.237.124 | 1.237.124 |




635

Assemblea Ordinaria del 23 maggio 2024

LISTA ESITO DELLE VOTAZIONE

Oggetto: 5.2 Relazione sulla politica di remunerazione e sui compensi corrisposti - Seconda Sezione: relazione sui compensi corrisposti nel 2023 (deliberazione non vincolante) FAVOREVOLI

| Badge | Regione Sociale | Proprio | Delega | Totale |
|-------|--|---------|-----------|-----------|
| **D | RIVER PARTNERS GLOBAL EQUITY LLC | 0 | 2.840 | 2.840 |
| **D | MOTABILITY AS SOLE TRUSTEE OF THE MOTABILITY ENDOWMENT TRUST | 0 | 79.939 | 79.939 |
| **D | VOYA VACS INDEX SERIES I PORTFOLIO | 0 | 765.845 | 765.845 |
| **D | PURPOSE INTERNATIONAL DIVIDEND FUND | 0 | 76.653 | 76.653 |
| **D | DANMARKS GRUNDFORSKNINGFOND | 0 | 38.562 | 38.562 |
| **D | CONSOLIDATED EDISON RETIREMENT PLAN | 0 | 170.730 | 170.730 |
| **D | HARRIS UNIT 1 QUALIFIED NUCLEAR DECOMMISSIONING FUND | 0 | 56.305 | 56.305 |
| **D | ROBINSON UNIT 2 QUALIFIED NUCLEAR DECOMMISSIONING FUND | 0 | 65.819 | 65.819 |
| **D | BRONSWICK UNIT 2 QUALIFIED NUCLEAR | 0 | 121.016 | 121.016 |
| **D | THE MANUFACTURERS LIFE INSURANCE COMPANY | 0 | 224.524 | 224.524 |
| **D | INSINGERLISSEN UMBRELLA FUND NV | 0 | 109.905 | 109.905 |
| **D | PACIFIC GAS AND ELECTRIC COMPANY CUSTOMER CREDIT TRUST | 0 | 4.424 | 4.424 |
| **D | THE CONGREGATION OF THE SISTERS OF CHARITY OF THE INCARNATE WORD | 0 | 578.060 | 578.060 |
| **D | IO 500 INTERNATIONAL ETF | 0 | 233.571 | 233.571 |
| **D | PRUDENTIAL INVESTMENT PORTFOLIOS INC 10 PGIM JENNISON EQUITY INCOME FUND | 0 | 2.166.677 | 2.166.677 |
| **D | JOHN SPEARS REVOCABLE TRUST | 0 | 4.510 | 4.510 |
| **D | CERVURITE INTERNATIONAL LLC | 0 | 264.317 | 264.317 |
| **D | MARANIC II LLC | 0 | 8.406 | 8.406 |
| **D | TERESA I MCGRATH REVOCABLE TRUST | 0 | 138.262 | 138.262 |
| **D | BRIDGEWATER IMPLEMENTATION FUND IV LLC | 0 | 34.303 | 34.303 |
| **D | STICHTING PENSIOENFONDS NOTARIAAT | 0 | 24.616 | 24.616 |
| **D | DEUTSCHE DCG EQ | 0 | 21.629 | 21.629 |
| **D | BNY MELLON INVESTMENT FUNDS VI BNY MELLON BALANCED OPPORTUNITY FUND | 0 | 30.903 | 30.903 |
| **D | NORTH CAROLINA SUPPLEMENTAL RETIREMENT PLANS GROUP TRUST | 0 | 4.455.091 | 4.455.091 |
| **D | TOUCHSTONE ETF TRUST TOUCHSTONE CLIMATE TRANSITION ETF | 0 | 29.439 | 29.439 |
| **D | MANULIFE MULTIFACTOR DEVELOPED INTERNATIONAL INDEX ETF | 0 | 142.018 | 142.018 |
| **D | CENTRAL PENSION FUND OF THE INTERNATIONAL UNION OF OPERATING | 0 | 560.539 | 560.539 |
| **D | THE COMMONWEALTH FUND | 0 | 8.747 | 8.747 |
| **D | CITW FUND LP | 0 | 8.288 | 8.288 |
| **D | ROCKWELL AUTOMATION MASTER TRUST | 0 | 151.290 | 151.290 |
| **D | MOTHER CABRINI HEALTH FOUNDATION INC | 0 | 105.000 | 105.000 |
| **D | FLORIDA GLOBAL EQUITY FUND LLC | 0 | 110.054 | 110.054 |
| **D | INVESCO MARKETS II PLC | 0 | 208.317 | 208.317 |
| **D | MINISTRY OF DEFENSE PENSION FUND OF THE SULTANATE OF OMAN | 0 | 112.571 | 112.571 |
| **D | GLOBAL ATLANTIC BLACKROCK DISCIPLINED INTERNATIONAL CORE PORTFOLIO | 0 | 85.181 | 85.181 |
| **D | OIL INVESTMENT CORP LTD | 0 | 874.854 | 874.854 |
| **D | TEXAS UTILITIES QUAL NDT PARTNERSHIP | 0 | 37.267 | 37.267 |
| **D | DWS INVESTMENT GMBH ON BEHALF OF DWS FONDS ZDV EVO | 0 | 28.432 | 28.432 |
| **D | UNITED STATES GOLF ASSOCIATION | 0 | 53.591 | 53.591 |
| **D | PUBLIC SCHOOL RETIREMENT SYSTEM OF THE CITY OF ST LOUI | 0 | 193.248 | 193.248 |
| **D | HIGHSTREET GLOBAL EQUITY FUND | 0 | 22.653 | 22.653 |
| **D | HIGHSTREET INTERNATIONAL EQTY FD A | 0 | 13.504 | 13.504 |
| **D | SANTA BARBARA COUNTY EMPLOYEES RETIREMENT SYSTEM | 0 | 440.802 | 440.802 |
| **D | 1999 VOLUNTARY EMPLOYEES BENEFICIARY ASSOCIATION OF THE NONREPRESENTED EMPLOYEES OF SOUTHERN CALIFORNIA EDISON COMPANY | 0 | 8.388 | 8.388 |
| **D | AGF ALL WORLD TAX ADVANTAGE GROUP LIMITED | 0 | 142.654 | 142.654 |
| **D | AGF ALL WORLD TAX ADVANTAGE GROUP LIMITED | 0 | 152.372 | 152.372 |
| **D | DIVERSIFIED TRUST COMPANY INTERNATIONAL EQUITY COMMON TRUST FUND | 0 | 386.091 | 386.091 |
| **D | TD ACTIVE GLOBAL INFRASTRUCTURE EQUITY ETF | 0 | 298.401 | 298.401 |
| **D | TD Q GLOBAL DIVIDEND ETF | 0 | 19.217 | 19.217 |

636

LISTA ESITO DELLE VOTAZIONE

Oggetto: 5.2 Relazione sulla politica di remunerazione e sui compensi corrisposti - Seconda Sezione: relazione sui compensi corrisposti nel 2023 (deliberazione non vincolante) FAVOREVOLI

| Badge | Ragione Sociale | Proprio | Delega | Totale |
|-------|---|---------|-----------|-----------|
| **D | TD INTERNATIONAL EQUITY INDEX ETF | 0 | 500.501 | 500.501 |
| **D | TD EUROPEAN INDEX FUND | 0 | 49.440 | 49.440 |
| **D | JEFFREY ARONIN | 0 | 5.164 | 5.164 |
| **D | TD EMERALD INTERNATIONAL EQUITY INDEX FUND | 0 | 1.574.099 | 1.574.099 |
| **D | CALDWELL LAZARD COREPLUS INFRASTRUCTURE FUND | 0 | 7.211 | 7.211 |
| **D | STICHTING DEPOSITARY APG DEVELOPED MARKETS EQUITY POOL | 0 | 830.855 | 830.855 |
| **D | INTERNATIONAL EQUITY FUND | 0 | 470.771 | 470.771 |
| **D | CO OPERATIVE SUPERANNUATION SOCIETY PENSION PLAN | 0 | 44.505 | 44.505 |
| **D | WINDWISE MSCI EAFE INDEX NON LENDING | 0 | 230.074 | 230.074 |
| **D | GUA UEP THE GOVERNORS OF THE UNIVERSITY OF ALBERTA | 0 | 533.243 | 533.243 |
| **D | THE BANK OF NEW YORK MELLON EMPLOYEE BENEFIT COLLECTIVE INV | 0 | 1.580.318 | 1.580.318 |
| **D | THE BANK OF NEW YORK MELLON EMPLOYEE BENEFIT COLLECTIVE INVESTMENT FUND PLAN | 0 | 3.773.032 | 3.773.032 |
| **D | BNYM MELLON CF SL INTERNATIONAL STOCK INDEX FUND | 0 | 635.339 | 635.339 |
| **D | BRIDGEWATER ACTIVE SUSTAINABLE EQUITIES LP | 0 | 33.296 | 33.296 |
| **D | LUCENT TECHNOLOGIES INC. DEFINED CONTRIBUTION PLAN MAST | 0 | 169.489 | 169.489 |
| **D | FIRST SENTIER INVESTORS ICVC FIRST SENTIER RESPONSIBLE LISTED INFRASTRUCTURE FUND | 0 | 31.311 | 31.311 |
| **D | NATIONAL BANK FINANCIAL INC | 0 | 1.898.357 | 1.898.357 |
| **D | STICHTING BEWAARDER SYNTRUS ACHMEA BELEGGINGSPOOLS | 0 | 607.185 | 607.185 |
| **D | ROBEO PORTFOLIO TRUST ROBEO BOSTON PARTNERS INTERNATIONAL | 0 | 135.277 | 135.277 |
| **D | STICHTING DEPOSITARY APG DEVELOPED EQUITIES RI INDEX POOL | 0 | 1.370.205 | 1.370.205 |
| **D | KAPITALFORENINGEN INVESTIN PRO VELLIV WORLD EQUITY INDEX CO NYKREDIT PORTEFOLJE ADMINISTRATION AS | 0 | 1.766.695 | 1.766.695 |
| **D | IMCO GLOBAL PUBLIC EQUITY LP | 0 | 691.402 | 691.402 |
| **D | HERITAGE AND STABILISATION FUND | 0 | 650.000 | 650.000 |
| **D | GOLDMAN SACHS ETF TRUST GOLDMAN SACHS FUTURE PLANET EQUITY ETF | 0 | 230.691 | 230.691 |
| **D | THE UNIVERSITY COURT OF THE UNIVERSITY OF GLASGOW | 0 | 86.555 | 86.555 |
| **D | BOSTON PARTNERS INTERNATIONAL EQUITY FUND | 0 | 113.161 | 113.161 |
| **D | BANK CONSORTIUM TRUST CO LTD | 0 | 336.649 | 336.649 |
| **D | BCT POOLED INVESTMENT FUND SERIES SMART EUROPEAN EQUITY FUND | 0 | 56.924 | 56.924 |
| **D | ALCOA FOUNDATION | 0 | 20.221 | 20.221 |
| **D | SHELL NEDERLAND PENSIOENFONDS STICHTING | 0 | 63.982 | 63.982 |
| **D | M M WARBURG AND CO AG AND CO KOMMANDITGESELLSCHAFT A | 0 | 63.500 | 63.500 |
| **D | STICHTING BEDRIJFSTAKPENSIOENFONDS VOOR DE MEUBELI NDUUSTRIEEN MEUBILIERINGSBEDRIJ | 0 | 652.060 | 652.060 |
| **D | ADVANCED SERIES TRUST AST PRESERVATION ASSETALLOCATION PORTFOLIO | 0 | 114.162 | 114.162 |
| **D | ADVANCED SERIES TRUST AST BALANCED ASSET ALLOCATION PORTFOLIO | 0 | 706.726 | 706.726 |
| **D | ADVANCED SERIES TRUST AST CAPITAL GROWTH ASSET ALLOCATION PORTFOLIO | 0 | 903.571 | 903.571 |
| **D | ADVANCED SERIES TRUST AST QUANTITATIVE MODELING PORTFOLIO | 0 | 29.128 | 29.128 |
| **D | QUILTIER CHEVIOT EUROPE LTD | 0 | 11.001 | 11.001 |
| **D | BRANDYTRUST GLOBAL PARTNERS LP | 0 | 63.448 | 63.448 |
| **D | MACOMB COUNTY EMPLOYEES RETIREMENT SYSTEM | 0 | 53.871 | 53.871 |
| **D | MACOMB COUNTY INTERMEDIATE RETIREES MEDICAL BENEFITS TRUST | 0 | 6.726 | 6.726 |
| **D | BNY MELLON GLOBAL INFRASTRUCTURE INCOME FUND | 0 | 49.072 | 49.072 |
| **D | ARIZONA STATE RETIREMENT SYSTEM | 0 | 2.257.800 | 2.257.800 |
| **D | FOREST FOUNDATION | 0 | 1.052 | 1.052 |
| **D | SEQUOIA FUND PARA GBLB | 0 | 279 | 279 |
| **D | STEWARDSHIP PARA GLB | 0 | 4.804 | 4.804 |
| **D | WBW TRUST NUMBER ONE | 0 | 6.696 | 6.696 |
| **D | 1975 IRREV TRUST OF C D WEYERHAEUSER | 0 | 5.223 | 5.223 |
| **D | 1973 IRREVOCABLE TRUST OF CD WEYERHAEUSER | 0 | 4.761 | 4.761 |
| **D | RICHARD KING MELLON FDN | 0 | 400.959 | 400.959 |
| **D | RICHARD KING MELLON FOUNDATION | 0 | 128.556 | 128.556 |




637

LISTA ESITO DELLE VOTAZIONE

Oggetto: 5.2 Relazione sulla politica di remunerazione e sui compensi corrisposti - Seconda Sezione: relazione sui compensi corrisposti nel 2023 (deliberazione non vincolante) FAVOREVOLI

| Badge | Ragione Sociale | Proprio | Delega | Totale |
|-------|---|---------|------------|------------|
| **D | R K MELLON INTERNATIONAL FUND | 0 | 311.446 | 311.446 |
| **D | DNP SELECT INCOME FUND INC | 0 | 5.332.200 | 5.332.200 |
| **D | COMMONWEALTH OF PENNSYLVANIA STATE EMPLOYEES RETIREMENT SYS | 0 | 49.144 | 49.144 |
| **D | CIBC INTERNATIONAL EQUITY PRIVATE POOL | 0 | 103.882 | 103.882 |
| **D | IMPERIAL INTERNATIONAL EQUITY POOL | 0 | 1.916.729 | 1.916.729 |
| **D | IMPERIAL OVERSEAS EQUITY POOL | 0 | 88.059 | 88.059 |
| **D | CIBC INTERNATIONAL EQUITY INDEX ETF | 0 | 14.533 | 14.533 |
| **D | CIBC INTERNATIONAL INDEX FUND | 0 | 392.907 | 392.907 |
| **D | CIBC EUROPEAN INDEX FUND | 0 | 39.110 | 39.110 |
| **D | CIBC INTERNATIONAL EQUITY INDEX POOL | 0 | 12.268 | 12.268 |
| **D | BNY MELLON INTERNATIONAL EQUITY ETF | 0 | 256.028 | 256.028 |
| **D | XTRACKERS MSCI KOKUSAI EQUITY ETF | 0 | 74.729 | 74.729 |
| **D | PITTSBURGH THEOLOGICAL SEMINARY OF THE PRESBYTERIAN CHURCH | 0 | 50.903 | 50.903 |
| **D | WELLS FARGO AND COMPANY CASH BALANCE PLAN | 0 | 393.699 | 393.699 |
| **D | IQ CANDRIAM ESG INTERNATIONAL EQUITY ETF | 0 | 118.432 | 118.432 |
| **D | INVESTINGFORENINGEN SPARINVEST INDEX EUROPA VALUE KL | 0 | 163.028 | 163.028 |
| **D | INVESTINGFORENINGEN SPARINVEST INDEX DOM JONES SUSTAINABILITY WORLD KL | 0 | 388.526 | 388.526 |
| **D | THE BANK OF NEW YORK MELLON INTERNATIONAL LIMITE | 0 | 357.560 | 357.560 |
| **D | MINISTER FOR FINANCE AND IRELAND STRATEGIC INVESTMENT FUND ISIF | 0 | 45.546 | 45.546 |
| **D | THE ESB PENSION FUND | 0 | 231.706 | 231.706 |
| **D | FRANKLIN TEMPLETON INVESTMENT MANAGEMENT LTD | 0 | 8.840.765 | 8.840.765 |
| **D | XTRACKERS MSCI ALL WORLD EX US HEDGED EQUITY ETF | 0 | 46.854 | 46.854 |
| **D | CBIS GLOBAL FUNDS PUBLIC LTD CO | 0 | 240.000 | 240.000 |
| **D | IUOE LOCAL 793 MEMBERS PENSION BENEFIT TRUST OF | 0 | 133.103 | 133.103 |
| **D | AIB GROUP IRISH PENSION SCHEME | 0 | 175.021 | 175.021 |
| **D | BANK OF KOREA | 0 | 1.645.908 | 1.645.908 |
| **D | KOOKMIN BANK ACTING AS TRUSTEE OF HANA ALTERNATIVE ASSET CB RASTRUCTURE QUALIFIED INVESTORS PRIVATE PLACEMENT SPECIAL A | 0 | 0 | 114.853 |
| **D | 114.853 | | | |
| **D | THE BANK OF KOREA | 0 | 439.656 | 439.656 |
| **D | NN PARAPLUFONDS 1 N V | 0 | 632.599 | 632.599 |
| **D | EATON VANCE MANAGEMENT | 0 | 1.704 | 1.704 |
| **D | DUFF AND PHELPS GLOBAL UTILITY INCOME FUND INC | 0 | 900.000 | 900.000 |
| **D | LEGG MASON INTERNATIONAL LOW VOLATILITY HIGH DIVIDEND ETF | 0 | 3.498.992 | 3.498.992 |
| **D | BAILLIE GIFFORD DIVERSIFIED GROWTH FUND | 0 | 2.411.019 | 2.411.019 |
| **D | FLORIDA RETIREMENT SYSTEM TRUST FUND | 0 | 2 | 2 |
| **D | VEBA PARTNERSHIP N LP | 0 | 28.009 | 28.009 |
| **D | BNY MELLON GLOBAL FUNDS PLC | 0 | 189.976 | 189.976 |
| **D | CAUSEWAY INTERNATIONAL OPPORTUNITIES FUND | 0 | 748.600 | 748.600 |
| **D | LOCKHEED MARTIN CORPORATION MASTER RETIREMENT TRUST | 0 | 199.602 | 199.602 |
| **D | SIEMENS DIVERSIFIED GROWTH | 0 | 139.188 | 139.188 |
| **D | SIEMENS EMU EQUITIES | 0 | 843.159 | 843.159 |
| **D | KAPITALFORENINGEN EMD INVEST GLOBALE AKTIER III | 0 | 58.696 | 58.696 |
| **D | THE GREAT EASTERN LIFE ASSURANCE COMPANY LIMITED | 0 | 30.607 | 30.607 |
| **D | RARE GLOBAL INFRASTRUCTURE VALUE FUND | 0 | 660.060 | 660.060 |
| **D | PENSIONDANMARK PENSIOENSFORSIKRINGSAKTIESELSKAB | 0 | 1.174.788 | 1.174.788 |
| **D | INVESCO EUROPEAN EQUITY FUND UK | 0 | 4.652.995 | 4.652.995 |
| **D | INVESCO EUROPEAN EQUITY INCOME FUND UK | 0 | 2.046.516 | 2.046.516 |
| **D | INVESTINGFORENINGEN NYKREDIT INVEST GLOBALE AKTIER BASIS | 0 | 62.040 | 62.040 |
| **D | EMPLOYEES RETIREMENT SYSTEM OF TEXAS | 0 | 6.460.251 | 6.460.251 |
| **D | BLACKROCK GLOBAL FUNDS | 0 | 28.128.325 | 28.128.325 |



638

LISTA ESITO DELLE VOTAZIONE

Oggetto: 5.2 Relazione sulla politica di remunerazione e sui compensi corrisposti - Seconda Sezione: relazione sui compensi corrisposti nel 2023 (deliberazione non vincolante) FAVOREVOLI

| Badge | Ragione Sociale | Proprio | Delega | Totale |
|-------|---|---------|------------|------------|
| **D | INTERNATIONALE KAPITALANLAGEGESELLSCHAFT MBH ACTING FOR ACCOUNT OF ZFO AKTIEN EUROPA | 0 | 319.734 | 319.734 |
| **D | ALLIANZGI FONDS FIB | 0 | 150.000 | 150.000 |
| **D | KAPITALFORENINGEN INVESTIN PRO GLOBAL EQUITIES I | 0 | 721.287 | 721.287 |
| **D | NON US EQUITY MANAGERS PORTFOLIO I ERISA | 0 | 77.697 | 77.697 |
| **D | ADVANCED SERIES TRUST AST PRUDENTIAL GROWTH ALLOCATION PORTFOLIO | 0 | 813.379 | 813.379 |
| **D | INVESCO MARKETS III PLC | 0 | 13.861 | 13.861 |
| **D | INVESCO FTSE RAFI EMERGING MARKETS UCITS ETF | 0 | 109.452 | 109.452 |
| **D | INVESCO FTSE RAFI DEVELOPED MARKETS EX U S ETF | 0 | 1.488.904 | 1.488.904 |
| **D | GREAT WEST CORE STRATEGIES INTERNATIONAL EQUITY FUND | 0 | 238.050 | 238.050 |
| **D | STICHTING BEDRIJFSTAKPENSIOENFONDS VOOR HET SCHILDERS AFW ERKINGS ENGLASZETBEDRIJF | 0 | 394.438 | 394.438 |
| **D | BLACKROCK LIFE LIMITED | 0 | 4.457.716 | 4.457.716 |
| **D | VANGUARD GLOBAL EQUITY FUND | 0 | 26.729 | 26.729 |
| **D | VIRTUS GLOBAL ALLOCATION FUND | 0 | 569.158 | 569.158 |
| **D | FIRST TRUST GLOBAL WIND ENERGY ETF | 0 | 652.277 | 652.277 |
| **D | FIRST TRUST NASDAQ CLEAN EDGE SMART GRID INFRASTRUCTURE IND | 0 | 1.406.066 | 1.406.066 |
| **D | VIRGINIA RETIREMENT SYSTEM | 0 | 9.072.842 | 9.072.842 |
| **D | INVESCO FUNDS | 0 | 6.077 | 6.077 |
| **D | THE PRUDENTIAL SERIES FUND PSF PGIM 50 50 BALANCED PORTFOLIO | 0 | 12.070 | 12.070 |
| **D | THE PRUDENTIAL SERIES FUND PSF PGIM FLEXIBLE MANAGED PORT | 0 | 232.085 | 232.085 |
| **D | PACIFIC GAS AND ELECTRIC COMPANY NUCLEAR FACILITIES QUALIFIED CPUC DECOMMISSIONING MASTER TRUST | 0 | 21.530 | 21.530 |
| **D | INVESCO MARKETS II PUBLIC LTD CO | 0 | 54.276 | 54.276 |
| **D | ADVANCED SERIES TRUST AST MFS GROWTH ALLOCATION PORTFOLIO | 0 | 988.585 | 988.585 |
| **D | GREAT WEST INTERNATIONAL INDEX FUND | 0 | 1.366.629 | 1.366.629 |
| **D | PUBLIC EMPLOYEES PENSION PLAN | 0 | 389.236 | 389.236 |
| **D | MUNICIPAL EMPLOYEES PENSION PLAN | 0 | 30.095.942 | 30.095.942 |
| **D | CAUSEWAY INTERNATIONAL VALUE FUND | 0 | 146.238 | 146.238 |
| **D | CAUSEWAY GLOBAL VALUE FUND | 0 | 918.629 | 918.629 |
| **D | BNY MELLON GLOBAL FUNDS PLC BNY MELLON GLOBAL EQUITY INC | 0 | 303.953 | 303.953 |
| **D | UNIVERSITY OF NOTRE DAME DU LAC | 0 | 352.111 | 352.111 |
| **D | MACQUARIE FIRST TRUST GLOBAL INFRASTRUCTURE UTILITIES DIVID | 0 | 21.940.105 | 21.940.105 |
| **D | ISHARES VII PUBLIC LIMITED COMPANY | 0 | 27.435 | 27.435 |
| **D | VAERDIPAPFONDEN SPARINVEST INDEX | 0 | 555.222 | 555.222 |
| **D | PRINCIPAL FUNDS INC INTERNATIONAL EQUITY INDEX | 0 | 11.007.281 | 11.007.281 |
| **D | THE SEVENTH SWEDISH NATIONAL PENSION FUND AP 7 EQUITY FUND | 0 | 368.138 | 368.138 |
| **D | ADVANCED SERIES TRUST AST INTERNATIONAL GROWTH PORTFOLIO | 0 | 133.660 | 133.660 |
| **D | INTERNATIONAL BANK FOR RECONSTRUCTION AND DEVELOPMENT | 0 | 689.122 | 689.122 |
| **D | LF MACQUARIE GLOBAL INFRASTRUCTURE SECURITIES FUND | 0 | 3.029.524 | 3.029.524 |
| **D | PRINCIPAL FUNDS INC OVERSEAS FUND | 0 | 3.950.620 | 3.950.620 |
| **D | OVERSEAS FUND | 0 | 19.893 | 19.893 |
| **D | STANLIB FUNDS LIMITED | 0 | 365.479 | 365.479 |
| **D | GOLDMAN SACHS ETF TRUST GOLDMAN SACHS MARKETBETA INTERNATIO | 0 | 1.742.763 | 1.742.763 |
| **D | TEXAS PERMANENT SCHOOL FUND CORPORATION | 0 | 7.278 | 7.278 |
| **D | ABB PENSION FUND | 0 | 76.151 | 76.151 |
| **D | SIEMENS ABSOLUTE RETURN | 0 | 527.257 | 527.257 |
| **D | GOLDMAN SACHS PARAPLUFONDS 1 NV | 0 | 1.239.479 | 1.239.479 |
| **D | HEALTHCARE EMPLOYEES PENSION | 0 | 4.556 | 4.556 |
| **D | IQ CBRE REAL ASSETS ETF | 0 | 2.335 | 2.335 |
| **D | INVESCO S AND P EUROPE 350 EQUAL WEIGHT INDEX ETF | 0 | 54.076 | 54.076 |
| **D | IA CLARINGTON GLOBAL VALUE FUND | 0 | 983.795 | 983.795 |
| **D | INDUSTRIAL ALLIANCE INSURANCE AND FINANCIAL SERVICES INC | 0 | | |



639

LISTA ESITO DELLE VOTAZIONI

Oggetto: 5.2 Relazione sulla politica di remunerazione e sui compensi corrisposti - Seconda Sezione: relazione sui compensi corrisposti nel 2023 (deliberazione non vincolante)
FAVOREVOLI

| Badge | Ragione Sociale | Proprio | Delega | Totale |
|-------|---|---------|-----------|-----------|
| **D | MONDRIAN GLOBAL ALL COUNTRIES WORLD EQUITY FUND | 0 | 299.152 | 299.152 |
| **D | PUBLIC EMPLOYEES RETIREMENT SYSTEM OF MISSISSIPPI | 0 | 1.005.584 | 1.005.584 |
| **D | STICHTING PENSIOENFONDS ABP | 0 | 8.369.205 | 8.369.205 |
| **D | BRUCE POWER PENSION PLAN | 0 | 62.252 | 62.252 |
| **D | CI GLOBAL SUSTAINABLE INFRASTRUCTURE FUND | 0 | 17.143 | 17.143 |
| **D | NEW ALTERNATIVES FUND INC | 0 | 1.500.000 | 1.500.000 |
| **D | BNY MELLON GLOBAL INCOME FUND | 0 | 8.797.604 | 8.797.604 |
| **D | IQ 50 PERCENT HEDGED FTSE INTERNATIONAL ETF | 0 | 250.273 | 250.273 |
| **D | GOLDMAN SACHS ETF TRUST GOLDMAN SACHS ACTIVE BETA INTERNAT | 0 | 818.153 | 818.153 |
| **D | GOLDMAN SACHS ETF TRUST GOLDMAN SACHS ACTIVE BETA EUROPE E | 0 | 5.489 | 5.489 |
| **D | AXA MFS FINANCIAL DESIGNATED ACTIVITY CO | 0 | 1.670.000 | 1.670.000 |
| **D | XTRACKERS MSCI EUROZONE HEDGED EQUITY ETF | 0 | 50.935 | 50.935 |
| **D | OSF HEALTHCARE SYSTEM | 0 | 693.071 | 693.071 |
| **D | SISTERS OF THE THIRD ORDER ST FRANCIS EMPLOYEE PENSION PLAN | 0 | 457.966 | 457.966 |
| **D | EMPLOYEES RETIREMENT SYSTEM OF THE CITY OF BALTIMORE | 0 | 33.951 | 33.951 |
| **D | ACHMEA IM GLOBAL EQ FND EUR | 0 | 56.387 | 56.387 |
| **D | VOYA INTERNATIONAL INDEX PORTFOLIO | 0 | 572.812 | 572.812 |
| **D | FIRE AND POLICE EMPLOYEES RETIREMENT SYSTEM OF THE CITY OF BALTIMORE | 0 | 593.638 | 593.638 |
| **D | TUCSON SUPPLEMENTAL RETIREMENT SYSTEM | 0 | 268.370 | 268.370 |
| **D | THE CLAUDE MARIE DUBUIS RELIGIOUS AND CHARITABLE TRUST | 0 | 175.866 | 175.866 |
| **D | INCARNATE WORD CHARITABLE TRUST | 0 | 225.027 | 225.027 |
| **D | CONGREGATION OF THE SISTERS OF CHARITY OF THE INCARNATE WORD | 0 | 39.497 | 39.497 |
| **D | COUNSEL DEFENSIVE GLOBAL EQUITY | 0 | 15.012 | 15.012 |
| **D | ARIZONA PSPRS TRUST | 0 | 1.008.585 | 1.008.585 |
| **D | DWS INVESTMENT GMBH ON BEHALF OF DWS FONDS BPT | 0 | 1.490.000 | 1.490.000 |
| **D | DWS INVESTMENT GMBH ON BEHALF OF DWS FONDS PKN 2 | 0 | 1.303.535 | 1.303.535 |
| **D | DWS INVESTMENT GMBH ON BEHALF OF DWS FONDS AVD 2 | 0 | 20.121 | 20.121 |
| **D | SEMPRA ENERGY PENSION MASTER TRUST | 0 | 71.479 | 71.479 |
| **D | TEACHERS RETIREMENT SYSTEM OF LOUISIANA | 0 | 42.200 | 42.200 |
| **D | IPROFILE INTERNATIONAL EQUITY PRIVATE POOL | 0 | 475.543 | 475.543 |
| **D | BLACKROCK IG INTERNATIONAL EQUITY POOL | 0 | 163.551 | 163.551 |
| **D | DELAWARE GLOBAL LISTED REAL ASSETS FUND | 0 | 147.489 | 147.489 |
| **D | INVESTERINGSFORENINGEN LAEGERNES INVEST LI AKTIER GLOBALE | 0 | 84.594 | 84.594 |
| **D | KAPITALFORENINGEN LAEGERNES INVEST KLI AKTIER GLOBALE INDENYKKREDIT PORTEFOELJE ADMINISTRATION AS | 0 | 225.833 | 225.833 |
| **D | BLACKROCK LIFE LTD | 0 | 1.743.178 | 1.743.178 |
| **D | BLACKROCK ADVANTAGE INTERNATIONAL FUND | 0 | 738.313 | 738.313 |
| **D | IG MACKENZIE EUROPEAN EQUITY FUND | 0 | 4.540.756 | 4.540.756 |
| **D | PRINCIPAL FUNDS INC DIVERSIFIED REAL ASSET FUND | 0 | 3.040.446 | 3.040.446 |
| **D | CAUSEWAY INTERNATIONAL VALUE EQUITY CIT | 0 | 7.724.982 | 7.724.982 |
| **D | XTRACKERS MSCI EUROPE HEDGED EQUITY ETF | 0 | 398.662 | 398.662 |
| **D | SIEMENS EUROINVEST AKTIEN | 0 | 103.158 | 103.158 |
| **D | BAILLIE GIFFORD MULTI ASSET GROWTH FUND | 0 | 932.820 | 932.820 |
| **D | MI FONDS K10 | 0 | 185.291 | 185.291 |
| **D | THE BANK OF AMERICA PENSION PLAN FOR LEGACY COMPANIES | 0 | 1.954.386 | 1.954.386 |
| **D | STANDARD BANK OF SOUTH AFRICA LTD | 0 | 862.414 | 862.414 |
| **D | FARMERS GROUP INC 401 K SAVINGS PLAN | 0 | 883.266 | 883.266 |
| **D | XTRACKERS MSCI EAFE HEDGED EQUITY ETF | 0 | 2.730.447 | 2.730.447 |
| **D | MACKENZIE INTERNATIONAL EQUITY INDEX ETF | 0 | 283.838 | 283.838 |
| **D | MACKENZIE GLOBAL LOW VOLATILITY EQUITY FUND | 0 | 415.212 | 415.212 |
| **D | MACKENZIE GLOBAL EQUITY FUND | 0 | 10.777 | 10.777 |



LISTA ESITO DELLE VOTAZIONE

Oggetto: 5.2 Relazione sulla politica di remunerazione e sui compensi corrisposti - Seconda Sezione: relazione sui compensi corrisposti nel 2023 (deliberazione non vincolante)
FAVOREVOLI

| Badge | Ragione Sociale | Proprio | Delega | Totale |
|-------|--|---------|------------|------------|
| **D | XTRACKERS FTSE DEVELOPED EX US MULTIFACTOR ETF | 0 | 19.320 | 19.320 |
| **D | MACK EAFE EQUITY POOL | 0 | 264.939 | 264.939 |
| **D | THE CANADA LIFE ASSURANCE COMPANY | 0 | 1.654.074 | 1.654.074 |
| **D | FEDERATED HERMES INTERNATIONAL STRATEGIC VALUE DIVIDEND FUND | 0 | 1.167.800 | 1.167.800 |
| **D | FEDERATED HERMES INTERNATIONAL DIVIDEND STRATEGY PORTFOLIO | 0 | 180.975 | 180.975 |
| **D | SC EDISON NUCLEAR FACILITIES QUALIFIED CPUC DECOMMISSIONING MASTER TR | 0 | 125.918 | 125.918 |
| **D | STICHTING BEWAARDER ACHMEA BELEGGENSPOLS | 0 | 867.473 | 867.473 |
| **D | FIDELITY CONCORD STREET TRUST FIDELITY INTERNATIONAL INDEX FUND | 0 | 23.710.236 | 23.710.236 |
| **D | WHEATON STOCK FUND | 0 | 183.698 | 183.698 |
| **D | BNY MELLON INVESTMENT FUNDS III BNY MELLON GLOBAL EQUITY INCOME FUND | 0 | 487.630 | 487.630 |
| **D | BNY MELLON STOCK FUNDS BNY MELLON INTERNATIONAL CORE EQUI | 0 | 300.054 | 300.054 |
| **D | BNY MELLON INTERNATIONAL STOCK INDEX FUND | 0 | 156.710 | 156.710 |
| **D | MANVILLE PERSONAL INJURY SETTLEMENT TRUST | 0 | 28.337 | 28.337 |
| **D | NEW HAMPSHIRE RETIREMENT SYSTEM | 0 | 1.615.918 | 1.615.918 |
| **D | GLOBAL X SANDP CATHOLIC VALUES DEVELOPED EX US ETF | 0 | 5.300 | 5.300 |
| **D | BLACKROCK SOLUTIONS FUNDS ICAV | 0 | 5.717.912 | 5.717.912 |
| **D | UFSTREAMCO PENSION TRUST | 0 | 31.260 | 31.260 |
| **D | NATIONAL TREASURY MANAGEMENT AGCY | 0 | 237.060 | 237.060 |
| **D | ALTE LEIPZIGER TRUST INVESTMENT | 0 | 377.150 | 377.150 |
| **D | ALTE LEIPZIGER TRUST INVESTMENT GMBH | 0 | 238.167 | 238.167 |
| **D | INVESCO S AND P INTERNATIONAL DEVELOPED MOMENTUM ETF | 0 | 224.449 | 224.449 |
| **D | INVESCO S AND P INTERNATIONAL DEVELOPED LOW VOLATILITY ETF | 0 | 287.880 | 287.880 |
| **D | FIRST TRUST RIVERFRONT DYNAMIC EUROPE ETF | 0 | 17.321 | 17.321 |
| **D | FIRST TRUST HORIZON MANAGED VOLATILITY DEVELOPED INTERNATIONAL ETF | 0 | 17.058 | 17.058 |
| **D | MAN FUNDS PLC MAN NUMERIC RI EUROPEAN EQUITY | 0 | 6.400 | 6.400 |
| **D | IOWA PUBLIC EMPLOYEES RETIREMENT SYSTEM | 0 | 776.850 | 776.850 |
| **D | VIRTUS WMC INTERNATIONAL DIVIDEND ETF | 0 | 14.351 | 14.351 |
| **D | TREASURER OF THE STATE OF NORTH CAROLINA EQUITY INVESTMENT | 0 | 12.773.654 | 12.773.654 |
| **D | RHODE ISLAND EMPLOYEES RETIREMENT SYSTEMS POOLED TRUST | 0 | 551.163 | 551.163 |
| **D | FIRE AND POLICE PENSION ASSOCIATION OF COLORADO | 0 | 111.422 | 111.422 |
| **D | VOYA GLOBAL INSIGHTS PORTFOLIO | 0 | 2.923.750 | 2.923.750 |
| **D | DIocese OF VENICE PENSION PLAN AND TRUST | 0 | 3.731 | 3.731 |
| **D | PUBLIC EMPLOYEE RETIREMENT SYSTEM OF IDAHO | 0 | 4.688.888 | 4.688.888 |
| **D | STICHTING BEWAARDER ACHMEA BELEGGENSPOLS | 0 | 1.073.619 | 1.073.619 |
| **D | NSF MONTICELLO MINNESOTA RETAIL | 0 | 83.868 | 83.868 |
| **D | NSP MINNESOTA PRAIRIE I RETAIL QUALIFIED TRUST | 0 | 43.715 | 43.715 |
| **D | NSP MINNESOTA RETAIL PRAIRIE II | 0 | 46.213 | 46.213 |
| **D | INTERNATIONALE KAPITALANLAGEGESELLSCHAFT MBH ACTING FOR ACCOUNT OF BPT | 0 | 28.827 | 28.827 |
| **D | VANGUARD INTL HIGH DIV YLD INDEX FD | 0 | 4.717.508 | 4.717.508 |
| **D | PGE CORPORATION RETIREMENT MASTER TRUST | 0 | 188.460 | 188.460 |
| **D | STICHTING CZ FUND DEPOSITARY | 0 | 111.987 | 111.987 |
| **D | STICHTING PENSIOENFONDS VAN DE ABN AMRO BANK NV | 0 | 507.389 | 507.389 |
| **D | STICHTING PENSIOENFONDS HOOGOVENS | 0 | 370.427 | 370.427 |
| **D | UNIVERSAL INVESTMENT GESELLSCHAFTMBH ON BEHALF OF AEKSAAR MASTERFONDS | 0 | 121.000 | 121.000 |
| **D | DEAM FONDS ZDV | 0 | 70.853 | 70.853 |
| **D | FIDELITY SAI INTERNATIONAL INDEX FUND | 0 | 3.820.163 | 3.820.163 |
| **D | DWS INVESTMENT GMBH ON BEHALF OF DWS FONDS RPK 1 | 0 | 73.108 | 73.108 |
| **D | SHELL CANADA 2007 PENSION PLAN | 0 | 7.072 | 7.072 |
| **D | AURION GLOBAL EQUITY FUND | 0 | 29.077 | 29.077 |
| **D | BLACKROCK BALANCED CAPITAL FUND INC | 0 | 1.059.803 | 1.059.803 |

Veronica Biondi



661

LISTA ESITO DELLE VOTAZIONE

Oggetto: 5.2 Relazione sulla politica di remunerazione e sui compensi corrisposti - Seconda Sezione: relazione sui compensi corrisposti nel 2023 (deliberazione non vincolante) FAVOREVOLI

| Badge | Ragione Sociale | Proprio | Delega | Totale |
|-------|---|---------|------------|------------|
| **D | ADVANCED SERIES TRUST AST ADVANCED STRATEGIES PORTFOLIO | 0 | 540.120 | 540.120 |
| **D | AZL INTERNATIONAL INDEX FUND | 0 | 630.719 | 630.719 |
| **D | AZL DFA INTERNATIONAL CORE EQUITY FUND | 0 | 102.103 | 102.103 |
| **D | AGF SYSTEMATIC GLOBAL INFRASTRUCTURE ETF | 0 | 237.831 | 237.831 |
| **D | AGF SYSTEMATIC GLOBAL ESG FACTORS ETF | 0 | 81.161 | 81.161 |
| **D | MUNICIPAL POLICE EMPLOYEES RETIREMENT SYSTEM | 0 | 349.722 | 349.722 |
| **D | AGF EUROPEAN EQUITY FUND | 0 | 125.416 | 125.416 |
| **D | BNY MELLON INTERNATIONAL FUND | 0 | 566.048 | 566.048 |
| **D | COUNTY EMPLOYEES ANNUITY AND BENEFIT FUND OF COOK COUNTY | 0 | 295.170 | 295.170 |
| **D | NTUC INCOME INSURANCE CO OPERATIVE LIMITED | 0 | 5.041 | 5.041 |
| **D | AGF GLOBAL REAL ASSETS FUND | 0 | 162.275 | 162.275 |
| **D | MAPFRE MSV LIFE PLC | 0 | 127.627 | 127.627 |
| **D | VOYA INVESTMENT TRUST CO | 0 | 539.097 | 539.097 |
| **D | LAWRENCE LIVERMORE NATIONAL SECURITY LLC AND TRIAD NATIONAL SECURITY LLC DEFINED BENEFIT PLAN GROUP TRUST | 0 | 144.560 | 144.560 |
| **D | SIEMENS BALANCED | 0 | 185.613 | 185.613 |
| **D | SISTERS OF CHARITY OF LEAVENWORTH HEALTH SYSTEM MASTER TRUST | 0 | 72.469 | 72.469 |
| **D | ISHARES PUBLIC LIMITED COMPANY | 0 | 2.158.122 | 2.158.122 |
| **D | SAUDI CENTRAL BANK | 0 | 35.536 | 35.536 |
| **D | ALASKA PERMANENT FUND CORPORATION | 0 | 29.222 | 29.222 |
| **D | ILMARINEN MUTUAL PENSION INSURANCE CO | 0 | 3.520.000 | 3.520.000 |
| **D | COLLEGES OF APPLIED ARTS AND TECHNOLOGY PENSIONPLAN | 0 | 1.298.601 | 1.298.601 |
| **D | BWET INKA FONDS | 0 | 413.478 | 413.478 |
| **D | KOOKMIN BANK ACTING AS TRUSTEE OF MIRAE ASSET TRIUMPH MULTI FACTO PRIVATELY PLACED MASTER | 0 | 37.905 | 37.905 |
| **D | INKA PBEAKK | 0 | 1.227.324 | 1.227.324 |
| **D | INKA AUSGLEICHSFONDS | 0 | 189.350 | 189.350 |
| **D | COMMONWEALTH OF PENNSYLVANIA PUBLIC SCHOOL EMPLOYEES RETIR | 0 | 1.303.853 | 1.303.853 |
| **D | IVY APOLLO MULTI ASSET INCOME FUND | 0 | 56.641 | 56.641 |
| **D | LOUISIANA STATE EMPLOYEES RETIREMENT SYSTEM | 0 | 1.899.671 | 1.899.671 |
| **D | PUBLIC EMPLOYEES RETIREMENT SYSTEM OF NEVADA | 0 | 1.887.326 | 1.887.326 |
| **D | PUBLIC EMPLOYEES RETIREMENT SYSTEM OF NEVADA | 0 | 1.896.435 | 1.896.435 |
| **D | RETIREMENT BENEFITS INVESTMENT FUND | 0 | 66.843 | 66.843 |
| **D | POOL REINSURANCE CO LTD | 0 | 114.532 | 114.532 |
| **D | PENN SERIES DEVELOPED INTERNATIONAL INDEX FUND | 0 | 39.607 | 39.607 |
| **D | LEGG MASON CLEARBRIDGE INFRASTRUCTURE VALUE FUND | 0 | 5.058.213 | 5.058.213 |
| **D | LEGG MASON GLOBAL FUNDS PLC LEGG MASON CLEARBRIDGE GLOBAL LEGG MASON CLEARBRIDGE GLOBAL | 0 | 1.715.233 | 1.715.233 |
| **D | BLACKROCK FUND MANAGERS LTD | 0 | 12.100.021 | 12.100.021 |
| **D | PENSION RESERVES INVESTMENT TRUST FUND | 0 | 7.802.790 | 7.802.790 |
| **D | STATE OF SOUTH DAKOTA | 0 | 23.364 | 23.364 |
| **D | SOUTH DAKOTA RETIREMENT SYSTEM | 0 | 269.699 | 269.699 |
| **D | EMPLOYEES RETIREMENT SYSTEM OF THE STATE OF HAWAII | 0 | 1 | 1 |
| **D | VOYA MUTLI MANAGER INTERNATIONAL FACTORS FUND | 0 | 128.527 | 128.527 |
| **D | THE HKSAR GOVERNMENT SCHOLARSHIP FUND | 0 | 4.251 | 4.251 |
| **D | NATWEST TRUSTEE AND DEPOSITARY SERVICES LIMITED AS TRUSTEE | 0 | 100.360 | 100.360 |
| **D | VOYA MULTI MANAGER INTERNATIONAL FACTORS FUND | 0 | 127.580 | 127.580 |
| **D | AST PRUDENTIAL GROWTH ALLOCATION PORTFOLIO | 0 | 239.821 | 239.821 |
| **D | DUKE ENERGY QUALIFIED NUCLEAR DECOMMISSIONING | 0 | 352.308 | 352.308 |
| **D | QUALITY EDUCATION FUND | 0 | 14.540 | 14.540 |
| **D | PUBLIC EMPLOYEES RETIREMENT SYSTEM OF OHIO | 0 | 858.677 | 858.677 |
| **D | ACHMEA PENSTOEN EN LEVENSVZERKERINGEN NV | 0 | 191.422 | 191.422 |




LISTA ESITO DELLE VOTAZIONI

Oggetto: 5.2 Relazione sulla politica di remunerazione e sui compensi corrisposti - Seconda Sezione: relazione sui compensi corrisposti nel 2023 (deliberazione non vincolante) FAVOREVOLI

| Badge | Ragione Sociale | Proprio | Delega | Totale |
|-------|--|---------|-----------|-----------|
| **D | ACHMEA REINSURANCE CO NV | 0 | 75.732 | 75.732 |
| **D | ACHMEA SCHADEVERZEKERINGEN NV | 0 | 72.069 | 72.069 |
| **D | ADVANCE PLANNING LIMITED | 0 | 19.826 | 19.826 |
| **D | DIGNITY PRE ARRANGEMENT LIMITED | 0 | 29.298 | 29.298 |
| **D | TEXAS PERMANENT SCHOOL FUND CORP | 0 | 962.427 | 962.427 |
| **D | ROBECO PORTFOLIO TRUST ROBECO BOSTON PARTNERS GLOBAL EQUITY | 0 | 121.366 | 121.366 |
| **D | PUBLIC EMPLOYEES RETIREMENT ASSOCIATION OF NEW MEXICO | 0 | 226.042 | 226.042 |
| **D | BOARD OF PENSIONS OF THE EVANGELICAL LUTHERAN CHURCH IN AMERICA | 0 | 67.198 | 67.198 |
| **D | BOARD OF PENSIONS OF THE EVANGELICAL LUTHERAN CHURCH IN AMERICA | 0 | 1.043.273 | 1.043.273 |
| **D | HSBC EUROPEAN FUND | 0 | 61.316 | 61.316 |
| **D | HSBC INTERNATIONAL EQUITY INDEX FUND | 0 | 105.328 | 105.328 |
| **D | BRIDGEWATER ALL WEATHER SUSTAINABILITY LP | 0 | 113.000 | 113.000 |
| **D | STICHTING BEDRIJFSSTAKENSIOENFONDS VOOR DE ZOETWARENINDUSTR | 0 | 74.163 | 74.163 |
| **D | STICHTING BEDRIJFSSTAKENSIOENFONDS VOOR HET | 0 | 63.986 | 63.986 |
| **D | ALTE LEIPZIGER TRUST INVESTMENT GESELLSCHAFT MBH | 0 | 58.470 | 58.470 |
| **D | ADVANCED SERIES TRUST AST ACADEMIC STRATEGIES ASSET ALLOCATION PORTFOLIO | 0 | 225.581 | 225.581 |
| **D | FLORIDA RETIREMENT SYSTEM | 0 | 1 | 1 |
| **D | PGIM QMA INTERNATIONAL DEVELOPED MARKETS INDEX FUND | 0 | 27.090 | 27.090 |
| **D | ENERGY INSURANCE MUTUAL LIMITED | 0 | 38.787 | 38.787 |
| **D | MIDDLETOWN WORKS HOURLY AND SALARIED UNION | 0 | 22.159 | 22.159 |
| **D | METROPOLITAN LIFE INSURANCE COMPANY | 0 | 309.186 | 309.186 |
| **D | FIRST TRUST GLOBAL FUNDS PLC FIRST TRUST NASDAQ CLEAN EDGE SMART GRID INFRASTRUCTURE UCITS ETF | 0 | 98.968 | 98.968 |
| **D | FLORIDA BIRTH RELATED NEUROLOGICAL INJURY COMPENSATION ASSOCIATION | 0 | 31.038 | 31.038 |
| **D | ARBEJDSMARKEDETS TILLÆGSPENSION | 0 | 1.601.750 | 1.601.750 |
| **D | BOC PRUDENTIAL EUROPEAN INDEX FUND | 0 | 445.519 | 445.519 |
| **D | ASR LEVENSVZERKERING NV | 0 | 710.859 | 710.859 |
| **D | ASR SCHADEVERZEKERING NV | 0 | 137.593 | 137.593 |
| **D | SELLA SGR RUBRICA INVESTIMENTI STRATEGICI | 0 | 18.000 | 18.000 |
| **D | SELLA SGR RUBRICA INVESTIMENTI SOSTENIBILI | 0 | 20.000 | 20.000 |
| **D | SELLA SGR RUBRICA INVESTIMENTI AZIONARI EUROPA | 0 | 63.500 | 63.500 |
| **D | SELLA SGR RUBRICA INVESTIMENTI AZIONARI ITALIA | 0 | 1.820.635 | 1.820.635 |
| **D | SELLA SGR RUBRICA INVESTIMENTI BILANCIATI ITALIA | 0 | 232.800 | 232.800 |
| **D | SELLA SGR RUBRICA FPA EURORISPARMIO AZIONARIO EUROPA | 0 | 126.716 | 126.716 |
| **D | SELLA SGR RUBRICA FPA EURORISPARMIO BILANCIATO | 0 | 70.967 | 70.967 |
| **D | SELLA SGR RUBRICA FPA EURORISPARMIO AZ. INTERNAZIONALE | 0 | 91.853 | 91.853 |
| **D | ANDROS | 0 | 29.896 | 29.896 |
| **D | STAUBLI 80 20 - SGAM | 0 | 5.007 | 5.007 |
| **D | STAUBLI 50 50 SGAM | 0 | 8.889 | 8.889 |
| **D | VOLKSWAGEN | 0 | 13.407 | 13.407 |
| **D | SG DIVERSIFIE ISR PART 405 | 0 | 179.147 | 179.147 |
| **D | SG ACTIONS INTERNATIONALES ISR | 0 | 243.018 | 243.018 |
| **D | AXA IM FLEX 100 | 0 | 192.841 | 192.841 |
| **D | ICP PLACEMENT | 0 | 5.803 | 5.803 |
| **D | SILVER INVESCO EURO EQUITY | 0 | 249.369 | 249.369 |
| **D | ARAGO MAINZER | 0 | 341.175 | 341.175 |
| **D | AIM EQUITY EUROPE CANTONS MAIN | 0 | 900.986 | 900.986 |
| **D | ALZ AIR FRANCE POCHE ACT EUR | 0 | 51.600 | 51.600 |
| **D | FCP VOLTA POCHE ACTIONS | 0 | 100.290 | 100.290 |
| **D | ALLIANZ IARD MULTI-ASSETS CORE | 0 | 523.117 | 523.117 |
| **D | MEDERIC ALZHEIMER ACTION | 0 | 40.257 | 40.257 |

Veronica

663

LISTA ESITO DELLE VOTAZIONE

Oggetto: 5.2 Relazione sulla politica di remunerazione e sui compensi corrisposti - Seconda Sezione: relazione sui compensi corrisposti nel 2023 (deliberazione non vincolante)
FAVOREVOLI

| Badge | Regione Sociale | Proprio | Delega | Totale |
|-------|----------------------------------|---------|-----------|-----------|
| **D | ALLIANZ HOSPIT VAL DURABLES | 0 | 750.000 | 750.000 |
| **D | SEB GENERATION PLUS | 0 | 27.744 | 27.744 |
| **D | MUTUELLE DE POITIERS | 0 | 2.346 | 2.346 |
| **D | FASSON | 0 | 407 | 407 |
| **D | SG ACTIONS FRANCE | 0 | 750.242 | 750.242 |
| **D | ECOFIN ENERGY TRANSITION UCITS | 0 | 3.201 | 3.201 |
| **D | AFS ICIV GLOBAL MULTI ASSET GR | 0 | 11.062 | 11.062 |
| **D | ECOFIN GLOB RENEWABLES INFRA U | 0 | 118.497 | 118.497 |
| **D | ECOFIN SUSTAINABLE LISTED INFR | 0 | 12.368 | 12.368 |
| **D | LYXOR FTSE MIB UCITS ETF | 0 | 7.108.303 | 7.108.303 |
| **D | LYXOR MSCI EUROPE UCITS ETF 90 | 0 | 625.501 | 625.501 |
| **D | LYXOR EURO STOXX 50 (DR) UCITS | 0 | 6.288.022 | 6.288.022 |
| **D | LSI ECOFIN TA | 0 | 212.628 | 212.628 |
| **D | E T H I CA | 0 | 396.821 | 396.821 |
| **D | LYXOR INDEX FUND EURO | 0 | 15.836 | 15.836 |
| **D | SG ACTIONS EURO RENDEMENT ISR | 0 | 445.670 | 445.670 |
| **D | SG ACTIONS ENERGIE EUROPE | 0 | 181.738 | 181.738 |
| **D | SG ACTIONS INTERNATIONALES 90 | 0 | 314.988 | 314.988 |
| **D | SG ACTIONS ETATS-UNIS POCHE AC | 0 | 241.210 | 241.210 |
| **D | SG DNCA ACTIONS EURO CLIMAT | 0 | 117.150 | 117.150 |
| **D | MAAF ASSURANCES SA | 0 | 927.636 | 927.636 |
| **D | PROTEC BTP | 0 | 12.760 | 12.760 |
| **D | LE FINISTERE ASSURANCE | 0 | 923 | 923 |
| **D | EQUI-DEVELOPEMENT DURABLE | 0 | 105.000 | 105.000 |
| **D | SG ERS AMUNDI ACTIONS EUROPE S | 0 | 162.348 | 162.348 |
| **D | GENERALI WE FUND NA | 0 | 95.000 | 95.000 |
| **D | BRD GROUPE SOCIETE GENERALE SA | 0 | 251.250 | 251.250 |
| **D | LYXINDEX - LYXOR GLOBAL GENDER | 0 | 50.742 | 50.742 |
| **D | LYXINDEX FUND - LYXOR MSCI EMU | 0 | 463.369 | 463.369 |
| **D | MULTI UNITS LUX-LYXOR CORE MSC | 0 | 706.125 | 706.125 |
| **D | LYXOR CORE MSCI WORLD (DR) UCI | 0 | 655.880 | 655.880 |
| **D | MUL- LYX FTSE IT ALL CAP PIR 2 | 0 | 144.647 | 144.647 |
| **D | LYXOR MSCI EUROPE ESG LEADERS | 0 | 1.997.357 | 1.997.357 |
| **D | ASI - PROGETTO SVILUPPO ORIENT | 0 | 51.408 | 51.408 |
| **D | ASI - PROGETTO AZIONE CITTA FU | 0 | 25.888 | 25.888 |
| **D | AMIF - EMU EQUITY | 0 | 60.530 | 60.530 |
| **D | AIF-MULTI-ASSET TEODORICO | 0 | 69.320 | 69.320 |
| **D | ASI-PROGETTO AZIONE CIITA FUTU | 0 | 38.999 | 38.999 |
| **D | ASI - PROGETTO AZIONE INFRAS S | 0 | 1.125.064 | 1.125.064 |
| **D | ASI PROG AZ INFRASTRUTTURE SOS | 0 | 944.779 | 944.779 |
| **D | MUL AMUNDI MSCI EUROPE CLIMATE | 0 | 630.074 | 630.074 |
| **D | MOOREA FUND - STERLING INCOME | 0 | 144.404 | 144.404 |
| **D | SLF (LUX) - EQUITY ESG GLOBAL PR | 0 | 161.948 | 161.948 |
| **D | SWISS LIFE FUNDS LUX EQUITY EU | 0 | 1.277.292 | 1.277.292 |
| **D | SLF LUX - MULTI ASSET ESG BALA | 0 | 32.441 | 32.441 |
| **D | SLF LUX MULTI ASSET ESG GROWTH | 0 | 44.547 | 44.547 |
| **D | SLF LUX - MULTI ASSET ESG MODE | 0 | 19.408 | 19.408 |
| **D | SLF (LUX) - EQUITY EUROPE HIGH | 0 | 78.547 | 78.547 |
| **D | CS-INVESCO PAN EUROPEAN HIGH I | 0 | 328.552 | 328.552 |
| **D | FCIP-FCH FIDELITY EUROPE EQUIT | 0 | 149.098 | 149.098 |

Jero B...

[Signature]

celey

Assemblea Ordinaria del 23 maggio 2024**LISTA ESITO DELLE VOTAZIONE**

Oggetto: 5.2 Relazione sulla politica di remunerazione e sui compensi corrisposti - Seconda Sezione: relazione sui compensi corrisposti nel 2023 (deliberazione non vincolante) FAVOREVOLI

| Badge | Ragione Sociale | Proprio | Delega | Totale |
|-------|---|---------|------------|------------|
| **D | AMUNDI SGR SPA / AMUNDI RISPARMIO ITALIA | 0 | 999.612 | 999.612 |
| **D | AMUNDI SGR SPA/AMUNDI SVILUPPO ATTIVO ITALIA | 0 | 2.847.360 | 2.847.360 |
| **D | AMUNDI SGR SPA/CORE PENSION FONDO PENSIONE APERTO | 0 | 387.571 | 387.571 |
| **D | AMUNDI SGR SPA/AMUNDI ELITE MULTI ASSET FLEXIBLE | 0 | 538.687 | 538.687 |
| **D | AMUNDI SGR SPA / FONDO AMUNDI BILANCIATO OPPORTUNITA ORIENTE | 0 | 6.145 | 6.145 |
| **D | AMUNDI SGR SPA / AMUNDI BILANCIATO PIU' | 0 | 310.190 | 310.190 |
| **D | AMUNDI SGR SPA / AZIONARIO VALORE EUROPA A DISTRIBUZIONE | 0 | 205.004 | 205.004 |
| **D | AMUNDI SGR SPA / OBBLIGAZIONARIO PIU' A DIS TRIBUZIONE | 0 | 262.523 | 262.523 |
| **D | AMUNDI SGR SPA/SECONDA PENSIONE FONDO PENSIONE APERTO | 0 | 866.040 | 866.040 |
| **D | CHERRY TREE FUND A SERIES TRUS | 0 | 1.499.679 | 1.499.679 |
| **D | MORGAN STANLEY PATHWAY FUNDS | 0 | 1.361.986 | 1.361.986 |
| **D | AB CAP FUND, INC. - AB INTERNAT | 0 | 978.257 | 978.257 |
| **D | METZLER INTERNATIONAL INVESTME | 0 | 490.900 | 490.900 |
| **D | SEI GLOBAL MASTER FUND PLC | 0 | 67.587 | 67.587 |
| **D | AB SICAV III DYNAMIC ALL MARK. | 0 | 24.046 | 24.046 |
| **D | KOKUSAI EQUITY INDEX FUND | 0 | 203.708 | 203.708 |
| **D | AB SICAV I - ALL MARKET INCOME | 0 | 361.403 | 361.403 |
| **D | CULLEN INTERNATIONAL HIGH DIV | 0 | 220.723 | 220.723 |
| **D | AB SICAV I - EUROZONE EQUITY P | 0 | 1.255.833 | 1.255.833 |
| **D | AB SICAV I - EUROPEAN EQUITY | 0 | 1.602.624 | 1.602.624 |
| **D | DESTINATIONS EQUITY INCOME FUN | 0 | 355.747 | 355.747 |
| **D | BRIDGE BUILDER INTERNATIONAL | 0 | 9.313.473 | 9.313.473 |
| **D | BRIDGE BUILDER INTERNATIONAL E | 0 | 22.730.500 | 22.730.500 |
| **D | CUSTODY BANK OF JAPAN, LTD | 0 | 6.700 | 6.700 |
| **D | BLK MAGI FUND A SERIES TRUST | 0 | 2.538 | 2.538 |
| **D | AB SICAV I SUSTAINABLE ALL MAR | 0 | 35.838 | 35.838 |
| **D | MOA INTERNATIONAL FUND | 0 | 1.692.608 | 1.692.608 |
| **D | DESTINATIONS INTERNATIONAL EQU | 0 | 1.434.203 | 1.434.203 |
| **D | EUROPAC INTERNATIONAL DIVIDEND | 0 | 400.000 | 400.000 |
| **D | BRIDGE BUILDER TAX MANAGED | 0 | 1.488.871 | 1.488.871 |
| **D | DESTINATIONS INTERNATIONAL EQU | 0 | 175.259 | 175.259 |
| **D | REDWHEEL FUNDS | 0 | 2.391 | 2.391 |
| **D | SEGALL BRYANT HAMILL INTERNAT | 0 | 3.998 | 3.998 |
| **D | AB SICAV I-GLOBAL VALUE PORTFO | 0 | 1.221.063 | 1.221.063 |
| **D | CUSTODY BANK OF JAPAN, LTD. RE | 0 | 270.763 | 270.763 |
| **D | GREEN TREE FUND A SERIES TRUST | 0 | 13.336 | 13.336 |
| **D | NUVEEN GLOBAL INVESTORS FUND P | 0 | 463.015 | 463.015 |
| **D | AMUNDI AUSTRIA | 0 | 248.888 | 248.888 |
| **D | ATSCHUL ALLAN, STEPHEN DAVID | 0 | 4.420 | 4.420 |
| **D | E J SUNDERMEIJER BEHEER B V | 0 | 2.000 | 2.000 |
| **D | BANKINTER GESTION DE ACTIVOS SGIIC | 0 | 1.028.671 | 1.028.671 |
| **D | WM POOL - EQUITIES TRUST NO. 75 | 0 | 324.026 | 324.026 |
| **D | WM POOL - EQUITIES TRUST NO. 75 | 0 | 529.591 | 529.591 |
| **D | FFC S.R.L. | 0 | 367.500 | 367.500 |
| **D | UBS (LUX) INSTITUTIONAL FUND - EQUITIES EUROPE (EX CH) PASSIVE II | 0 | 3.188.912 | 3.188.912 |
| **D | UBS (LUX) INSTITUTIONAL FUND - EQUITIES EUROPE (EX CH) PASSIVE | 0 | 1.097.529 | 1.097.529 |
| **D | VALORI SICAV - DYNAMIC ALLOCATION FUND | 0 | 133.796 | 133.796 |
| **D | VALORI SICAV HEARTH ETHICAL FUND | 0 | 40.000 | 40.000 |
| **D | UBS FUND MANAGEMENT (LUXEMBOURG) SA | 0 | 1.163.235 | 1.163.235 |
| **D | UBS (LUX) EQUITY SICAV GLOBAL DEFENSIVE (USD) | 0 | 8.069 | 8.069 |

Azionisti in delega: 3.430

Pagina 36



LISTA ESITO DELLE VOTAZIONE

Oggetto: 5.2 Relazione sulla politica di remunerazione e sui compensi corrisposti - Seconda Sezione: relazione sui compensi corrisposti nel 2023 (deliberazione non vincolante)
FAVOREVOLI

| Badge | Ragione Sociale | Proprio | Delega | Totale |
|-------|---|---------|-------------|-------------|
| **D | STRATEGY SICAV | 0 | 17.756 | 17.756 |
| **D | BANTLEON SELECT SICAV, BANTLEON GLOBAL MULTI ASSET | 0 | 34.309 | 34.309 |
| **D | BANTLEON SELECT SICAV - BANTLEON CHANGING WORLD | 0 | 32.149 | 32.149 |
| **D | UBS (LUX) KEY SELECTION SICAV - SYSTEMATIC ALLOCAT PTF EQUITY (USD) | 0 | 31.828 | 31.828 |
| **D | UBS (LUX) STRATEGY SICAV SAP DYNAMIC (USD) | 0 | 18.191 | 18.191 |
| **D | UBS (LUX) STRATEGY SICAV-SYSTEMATIC - ALLOCATION PF MEDIUM (USD) | 0 | 43.140 | 43.140 |
| **D | UBS (LUX) STRATEGY SICAV-SYSTEMATIC - ALLOCATION PF DEFENSIVE (USD) | 0 | 9.153 | 9.153 |
| **D | UBS (LUX) EQUITY SICAV - EURO COUNTRIES INCOME | 0 | 571.483 | 571.483 |
| **D | UBS (LUX) EQUITY SICAV GLOBAL INCOME SUSTAINABLE (USD) | 0 | 840.643 | 840.643 |
| **D | UBS (LUX) EQUITY SICAV - GLOBAL HIGH DIVIDEND | 0 | 1.354.412 | 1.354.412 |
| **D | UBS (LUX) EQUITY SICAV - EUROPEAN - HIGH DIVIDEND (EUR) | 0 | 266.996 | 266.996 |
| **D | UBS (LUX) SICAV 1 | 0 | 24.802 | 24.802 |
| **D | MIGROS BANK (LUX) FONDS INTERSTOCK | 0 | 20.740 | 20.740 |
| **D | MIGROS BANK (LUX) FONDS 50 | 0 | 23.009 | 23.009 |
| **D | MIGROS BANK (LUX) FONDS 40 (EUR) | 0 | 22.490 | 22.490 |
| **D | MIGROS BANK (LUX) FONDS 30 | 0 | 13.438 | 13.438 |
| **D | BANTLEON SELECT SICAV - BANTLEON SELECT INFRASTRUCTURE | 0 | 422.942 | 422.942 |
| **D | LGIASUPER | 0 | 468.449 | 468.449 |
| **D | JANA PASSIVE GLOBAL SHARE TRUST | 0 | 147.761 | 147.761 |
| **D | PRIME SUPER | 0 | 36.116 | 36.116 |
| **D | WM POOL - EQUITIES TRUST NO. 74 | 0 | 168.453 | 168.453 |
| **D | DIVERSIFIED GLOBAL SHARE TRUST | 0 | 72.697 | 72.697 |
| **D | SPAR NORD BANK. | 0 | 1.618.929 | 1.618.929 |
| **D | KARRICK LIMITED | 0 | 5.487.909 | 5.487.909 |
| **D | FONDATION BOTNAR.. | 0 | 3.962 | 3.962 |
| **D | UBS FUND MANAGEMENT (SWITZERLAND) AG. | 0 | 398.335 | 398.335 |
| **D | CREDIT SUISSE FUNDS AG | 0 | 4.618.002 | 4.618.002 |
| **D | UBS FUND MANAGEMENT (SWITZERLAND) AG ON BEHALF OF PROFOND GAVIA FUND-AKTIE WELT | 0 | 45.829 | 45.829 |
| **D | NORGES BANK | 0 | 524.349 | 524.349 |
| **D | GOVERNMENT OF NORWAY | 0 | 156.580.792 | 156.580.792 |
| **D | ASSET MANAGEMENT EXCHANGE UCITS CCF. | 0 | 17.092.792 | 17.092.792 |
| **D | LGM MANAGERS (EUROPE) LIMITED | 0 | 1.989.921 | 1.989.921 |
| **D | GIC PRIVATE LIMITED | 0 | 526.135 | 526.135 |
| **D | BANK OF BOTSWANA. | 0 | 232.305 | 232.305 |
| **D | THE PUBLIC INSTITUTION FOR SOCIAL SECURITY | 0 | 251.557 | 251.557 |
| **D | GENERAL ORGANISATION FOR SOCIAL INSURANCE. | 0 | 189.632 | 189.632 |
| **D | GENERAL ORGANISATION FOR SOCIAL INSURANCE. | 0 | 7.778.443 | 7.778.443 |
| **D | INTER-AMERICAN DEVELOPMENT BANK STAFF RETIREMENT FUND | 0 | 331.527 | 331.527 |
| **D | INTERNATIONAL MONETARY FUND RETIRED STAFF BENEFITS INVESTMENT ACCOUNT | 0 | 387.058 | 387.058 |
| **D | INTER-AMERICAN DEVELOPMENT BANK POST-RETIREMENT BENEFITS FUN | 0 | 8.849 | 8.849 |
| **D | CHURCH OF ENGLAND INVESTMENT FUND FOR PENSIONS. | 0 | 178.054 | 178.054 |
| **D | WHEELS COMMON INVESTMENT FUND. | 0 | 430.358 | 430.358 |
| **D | STICHTING BEDRIJFSTAKPENSIOENFONDS VOOR DE DETAILHANDEL | 0 | 22.566 | 22.566 |
| **D | ARTEMIS SMARTGAP PARIS-ALIGNED GLOBAL EQUITY | 0 | 2.924.950 | 2.924.950 |
| **D | LEGAL & GENERAL DIVERSIFIED FUND | 0 | 46.300 | 46.300 |
| **D | MI SELECT MANAGERS ALTERNATIVES FUND | 0 | 8.147 | 8.147 |
| **D | ARTEMIS SMARTGAP EUROPEAN EQUITY FUND | 0 | 44.844 | 44.844 |
| **D | TRUE POTENTIAL GOLDMAN SACHS INCOME BUILDER | 0 | 496.294 | 496.294 |
| **D | JUPITER RESPONSIBLE INCOME FUND.. | 0 | 682.695 | 682.695 |
| **D | | 0 | 582.077 | 582.077 |



6666

LISTA ESITO DELLE VOTAZIONE

Oggetto: 5.2 Relazione sulla politica di remunerazione e sui compensi corrisposti - Seconda Sezione: relazione sui compensi corrisposti nel 2023 (deliberazione non vincolante)
FAVOREVOLI

| Badge | Ragione Sociale | Proprio | Delega | Totale |
|-------|--|---------|------------|------------|
| **D | LEGAL AND GENERAL GLOBAL EQUITY INDEX FUND | 0 | 118.678 | 118.678 |
| **D | LEGAL & GENERAL FUTURE WORLD ESG EUROPE EX UK INDEX FUND | 0 | 91.388 | 91.388 |
| **D | LEGAL & GENERAL FUTURE WORLD CLIMATE CHANGE EQUITY FACTORS I | 0 | 192.540 | 192.540 |
| **D | LEGAL & GENERAL FUTURE WORLD ESG DEVELOPED INDEX FUND | 0 | 113.983 | 113.983 |
| **D | LEGAL & GENERAL EUROPEAN INDEX TRUST | 0 | 4.202.722 | 4.202.722 |
| **D | LEGAL AND GENERAL INTERNATIONAL INDEX TRUST | 0 | 763.938 | 763.938 |
| **D | LEGAL & GENERAL MULTI-ASSET TARGET RETURN FUND | 0 | 97.257 | 97.257 |
| **D | PREMIER MITON GLOBAL INFRASTRUCTURE INCOME FUND | 0 | 170.000 | 170.000 |
| **D | PRESCIENT FUND SERVICES IRELAND LIMITED ACTING IN ITS CAPACI | 0 | 58.746 | 58.746 |
| **D | PERMANENT FUND INVESTMENTS LLC | 0 | 220.627 | 220.627 |
| **D | KBI GLOBAL INVESTMENT FUND | 0 | 81.414 | 81.414 |
| **D | PENA VALUE FUNDS PLC C/O SANNE | 0 | 1.252.933 | 1.252.933 |
| **D | MONDRIAN FUNDS PLC | 0 | 128.004 | 128.004 |
| **D | LEGAL & GENERAL ICAV. | 0 | 252.589 | 252.589 |
| **D | BARCLAYS MULTI-MANAGER FUND PLC | 0 | 212.206 | 212.206 |
| **D | ATLAS GLOBAL INFRASTRUCTURE UCITS ICAV | 0 | 11.937.691 | 11.937.691 |
| **D | BARINGS INTERNATIONAL UMBRELLA FUND | 0 | 13.762 | 13.762 |
| **D | OSMOSIS ICAV | 0 | 109.452 | 109.452 |
| **D | MONTLAKE UCITS PLATFORM ICAV | 0 | 53.814 | 53.814 |
| **D | STATE STREET GLOBAL ADVISORS GROSS ROLL UP UNIT TRUST | 0 | 46.885 | 46.885 |
| **D | KBI FUNDS ICAV | 0 | 7.023.249 | 7.023.249 |
| **D | NORTHERN TRUST UCITS FGR FUND | 0 | 1.273.476 | 1.273.476 |
| **D | AMUNDI ESG REGIONAL MULTIFACTOR FUND | 0 | 26.040 | 26.040 |
| **D | VERDIPAPIRFONDET KLP AKSJEUROPA INDEKS. | 0 | 462.106 | 462.106 |
| **D | VERDIPAPIRFONDET KLP AKSJEGLOBAL INDEKS | 0 | 2.447.190 | 2.447.190 |
| **D | SCHLUMBERGER INTERNATIONAL STAFF RETIREMENT FUND FCP-SIF. | 0 | 36.583 | 36.583 |
| **D | LEGAL & GENERAL SICAV. | 0 | 22.708 | 22.708 |
| **D | PUBLIC SECTOR PENSION INVESTMENT BOARD. | 0 | 5.150.719 | 5.150.719 |
| **D | SPARTAN GROUP TRUST FOR EMPLOYEE BENEFIT PLANS. | 0 | 8.309.226 | 8.309.226 |
| **D | 1199SEIU HOME CARE EMPLOYEES PENSION FUND | 0 | 75.204 | 75.204 |
| **D | 1199 SEIU GREATER NEW YORK PENSION FUND | 0 | 188.771 | 188.771 |
| **D | NORTHERN TRUST COMMON ALL COUNTRY WORLD INDEX (ACWI) EX-US F | 0 | 449.382 | 449.382 |
| **D | ASCENSION HEALTHCARE MASTER PENSION TRUST | 0 | 334.892 | 334.892 |
| **D | NORTHERN TRUST COMMON EAFE INDEX FUND - LENDING | 0 | 403.542 | 403.542 |
| **D | MASTER TRUST AGREEMENT UNDER VARIOUS EMPLOYEE BENEFIT PLANS | 0 | 8.843 | 8.843 |
| **D | SCHLUMBERGER GROUP TRUST AGREEMENT | 0 | 204.058 | 204.058 |
| **D | SUTTER HEALTH MASTER RETIREMENT TRUST | 0 | 128.262 | 128.262 |
| **D | SUTTER HEALTH | 0 | 243.082 | 243.082 |
| **D | FRESNO COUNTY EMPLOYEES' RETIREMENT ASSOCIATION. | 0 | 403.289 | 403.289 |
| **D | DANAHER CORPORATION RETIREMENT PLANS MASTER TRUST. | 0 | 565.813 | 565.813 |
| **D | CITY OF PHILADELPHIA PUBLIC EMPLOYEES RETIREMENT SYSTEM. | 0 | 975.003 | 975.003 |
| **D | CSAA INSURANCE EXCHANGE | 0 | 45.852 | 45.852 |
| **D | GLOBAL DEVELOPED MARKET PASSIVE EQUITY FUND | 0 | 64.158 | 64.158 |
| **D | NEW IRELAND ASSURANCE COMPANY PLC. | 0 | 2.216.764 | 2.216.764 |
| **D | VARMA MUTUAL PENSION INSURANCE COMPANY | 0 | 2.097.900 | 2.097.900 |
| **D | EQUIPSUPER | 0 | 159.047 | 159.047 |
| **D | THE MINDEROO FOUNDATION TRUST | 0 | 96.058 | 96.058 |
| **D | STICHTING PENSIOENFONDS SAGITTARIUS | 0 | 188.405 | 188.405 |
| **D | STICHTING HEIENEKEN PENSIOENFONDS | 0 | 250.842 | 250.842 |
| **D | STICHTING PME PENSIOENFONDS | 0 | 1.151.798 | 1.151.798 |




6668

LISTA ESITO DELLE VOTAZIONE

Oggetto: 5.2 Relazione sulla politica di remunerazione e sui compensi corrisposti - Seconda Sezione: relazione sui compensi corrisposti nel 2023 (deliberazione non vincolante) FAVOREVOLI

| Badge | Ragione Sociale | Proprio | Delega | Totale |
|-------|---|---------|-----------|-----------|
| **D | PUBLIC EMPLOYEES RETIREMENT ASSOCIATION OF COLORADO | 0 | 8.329.190 | 8.329.190 |
| **D | FUTURE FUND BOARD OF GUARDIANS FOR AND ON BEHALF OF THE MEDI. | 0 | 308.016 | 308.016 |
| **D | MRF INVESTMENT COMPANY NO. 2 PTY LTD. | 0 | 314.981 | 314.981 |
| **D | FUTURE FUND BOARD OF GUARDIANS FOR AND ON BEHALF OF FUTURE F | 0 | 2.587.675 | 2.587.675 |
| **D | NORTHERN TRUST UCITS COMMON CONTRACTUAL FUND | 0 | 3.580.359 | 3.580.359 |
| **D | UNITED NATIONS RELIEF AND WORKS AGENCY FOR PALESTINE REFUGEE | 0 | 35.398 | 35.398 |
| **D | FIDELITY INVESTMENTS CHARITABLE GIFT FUND DTD 8/18/2009 | 0 | 33.176 | 33.176 |
| **D | ST. MARY'S HEALTHCARE | 0 | 79.233 | 79.233 |
| **D | THOMAS L. WALTON FAMILY TRUST UAD 03/1 9/13 | 0 | 3.066 | 3.066 |
| **D | CONSTELLATION PENSION MASTER TRUST | 0 | 105.425 | 105.425 |
| **D | CONSTELLATION DEFINED CONTRIBUTION RETIREMENT PLAN TRUST | 0 | 42.796 | 42.796 |
| **D | CONSUMERS ENERGY COMPANY NON-UNION WELFARE BENEFIT TRUST TO PROVIDE FOR RETIREE HEALTH CARE AND | 0 | 34.956 | 34.956 |
| **D | THE DYSON FOUNDATION. | 0 | 16.950 | 16.950 |
| **D | ACORN 1998 TRUST. | 0 | 7.013 | 7.013 |
| **D | ENVIRONMENT FUND | 0 | 3.559 | 3.559 |
| **D | ENCYCLOPAEDIA BRITANNICA PENSION PLAN TRUST | 0 | 7.919 | 7.919 |
| **D | FIREFIGHTERS RETIREMENT SYSTEM | 0 | 6.453 | 6.453 |
| **D | EMPLOYEES' RETIREMENT PLAN OF THE DIOCESE OF ARLINGTON WASTE | 0 | 192.682 | 192.682 |
| **D | CYSTIC FIBROSIS FOUNDATION | 0 | 33.613 | 33.613 |
| **D | MASTER TRUST FOR CERTAIN TAX-QUALIFIED BECTEL RETIREMENT PL | 0 | 128.546 | 128.546 |
| **D | ALM 2010 FAMILY TRUST. | 0 | 152.636 | 152.636 |
| **D | THE AVI CHAI FOUNDATION. | 0 | 507.717 | 507.717 |
| **D | THE ARCHDIOCESE OF HARTFORD INVESTMENT TRUST | 0 | 16.480 | 16.480 |
| **D | THE HARTFORD ROMAN CATHOLIC DIOCESAN CORPORATION RETIREMENT | 0 | 4.611 | 4.611 |
| **D | IBM PERSONAL PENSION PLAN TRUST | 0 | 99 | 99 |
| **D | JOSHUA GREEN CORPORATION | 0 | 21.032 | 21.032 |
| **D | NORTHERN TRUST COMMON EAFE INDEX FUND NON-LENDING | 0 | 12.082 | 12.082 |
| **D | NATIONAL PHILANTHROPIC TRUST | 0 | 1.219.692 | 1.219.692 |
| **D | NATWEST TRUSTEE AND DEPOSITARY SERVICES LIMITED AS TRUSTEE O | 0 | 685.134 | 685.134 |
| **D | PEZIER INC. MASTER TRUST | 0 | 54.072 | 54.072 |
| **D | THE PETER AND CARMEN LUCIA BUCK FOUNDATION INC | 0 | 356.658 | 356.658 |
| **D | NORTHERN TRUST COMMON ALL COUNTRY WORLD EX-US INVESTABLE MAR | 0 | 30.192 | 30.192 |
| **D | PCA TAX SHELTERED ANNUITY PLAN | 0 | 360.968 | 360.968 |
| **D | RUTGERS THE STATE UNIVERSITY | 0 | 49.129 | 49.129 |
| **D | MOZILLA CORPORATION | 0 | 108.438 | 108.438 |
| **D | UNITED SERVICES AUTOMOBILE ASSOCIATION | 0 | 22.102 | 22.102 |
| **D | HONG KONG SPECIAL ADMINISTRATIVE REGION GOVERNMENT EXCHANGE | 0 | 102.471 | 102.471 |
| **D | BEAT DRUGS FUND ASSOCIATION | 0 | 4.264.133 | 4.264.133 |
| **D | HONG KONG SPECIAL ADMINISTRATIVE REGION GOVERNMENT EXCHANGE | 0 | 8.897 | 8.897 |
| **D | HOSPITAL AUTHORITY PROVIDENT FUND SCHEME | 0 | 697.012 | 697.012 |
| **D | HUMILITY LTD. | 0 | 249.725 | 249.725 |
| **D | HASLAM FAMILY INVESTMENT PARTNERSHI | 0 | 112.593 | 112.593 |
| **D | INTERNATIONAL EXPATRIATE BENEFIT MASTER TRUST | 0 | 1.321 | 1.321 |
| **D | HAWTHORN DM LLC | 0 | 31.388 | 31.388 |
| **D | INTERNATIONAL EQUITY FUND LLC | 0 | 127.254 | 127.254 |
| **D | MF INTERNATIONAL FUND LLC | 0 | 89.232 | 89.232 |
| **D | LUNA LLC. | 0 | 15.300 | 15.300 |
| **D | BUILDERS ASSET MANAGEMENT LLC | 0 | 26.357 | 26.357 |
| **D | LEHMAN-STAMM FAMILY PARTNERS LLC | 0 | 849.732 | 849.732 |
| **D | | 0 | 2.670 | 2.670 |

Handwritten signature

LISTA ESITO DELLE VOTAZIONE

Oggetto: 5.2 Relazione sulla politica di remunerazione e sui compensi corrisposti - Seconda Sezione: relazione sui compensi corrisposti nel 2023 (deliberazione non vincolante) FAVOREVOLI

| Badge | Regione Sociale | Proprio | Delega | Totale |
|-------|---|---------|-----------|-----------|
| **D | LEGAL & GENERAL MSCI EAFE FUND LLC | 0 | 569.704 | 569.704 |
| **D | LAKE AVENUE INVESTMENTS LLC | 0 | 74.320 | 74.320 |
| **D | MONDRIAN INTERNATIONAL EQUITY ESG FUND L.P. | 0 | 424.281 | 424.281 |
| **D | MONDRIAN INTERNATIONAL EQUITY FOCUSED FUND L.P. | 0 | 181.334 | 181.334 |
| **D | MONDRIAN GLOBAL EQUITY ESG FUND L.P. | 0 | 75.112 | 75.112 |
| **D | MONDRIAN GLOBAL ALL COUNTRIES WORLD EQUITY FUND LP. | 0 | 974.194 | 974.194 |
| **D | RUM CAY LP | 0 | 14.494 | 14.494 |
| **D | ROTHKO ALL COUNTRIES WORLD EX-US EQUITY FUND L.P. | 0 | 10.687 | 10.687 |
| **D | METIS EQUITY TRUST- METIS INTERNATIONAL CLIMATE ALIGNED INDE | 0 | 316.098 | 316.098 |
| **D | PRO-GEN INVESTMENTS LLC | 0 | 10.816 | 10.816 |
| **D | PINK CALI LLC | 0 | 2.883 | 2.883 |
| **D | ROM LIQUID LLC.. | 0 | 146.024 | 146.024 |
| **D | CINDY SPRINGS LLC | 0 | 189.920 | 189.920 |
| **D | OMEGA FFLP LIMITED PARTNERSHIP.. | 0 | 33.136 | 33.136 |
| **D | LONGVIEW INTERNATIONAL VALUE EQUITY VEBA FUND | 0 | 150.889 | 150.889 |
| **D | CAUSEWAY MULTI-FUND LLC - CONCENTRATED EQUITY SERIES A | 0 | 14.554 | 14.554 |
| **D | CARNELIAN INVESTMENT MANAGEMENT LLC. | 0 | 159.857 | 159.857 |
| **D | THE BUNTING FAMILY VI SOCIALLY RESPONSIBLE LLC | 0 | 3.139 | 3.139 |
| **D | CARROLL AVENUE PARTNERS LLC. | 0 | 3.325 | 3.325 |
| **D | FJ INVESTMENTS LLC | 0 | 125.880 | 125.880 |
| **D | FUNDO DE PENSÕES | 0 | 88.112 | 88.112 |
| **D | FIDDLER PARTNERS LLC | 0 | 4.977 | 4.977 |
| **D | FOURTH AVENUE INVESTMENT COMPANY LIMITED PARTNERSHIP | 0 | 44.768 | 44.768 |
| **D | EVA VALLEY MA1 LLC | 0 | 42.070 | 42.070 |
| **D | ETERNITY LTD CONYERS TRUST COMPANY (CAYMAN) LIMITED | 0 | 112.592 | 112.592 |
| **D | DILLON MARKETABLE SECURITIES COMMON TRUST FUND. | 0 | 46.257 | 46.257 |
| **D | DELFINCO LP | 0 | 47.720 | 47.720 |
| **D | DYNASTY INVEST LTD | 0 | 25.044 | 25.044 |
| **D | DFI LP EQUITY (PASSIVE | 0 | 11.494 | 11.494 |
| **D | FCM INTERNATIONAL LLC | 0 | 33.526 | 33.526 |
| **D | RTPIP LP | 0 | 8.620 | 8.620 |
| **D | CBRE LISTED REAL ASSET FUND LP | 0 | 4.321 | 4.321 |
| **D | CAUSEWAY MULTI-FUND LLC-INTERNATIONAL VALUE INSTITUTIONAL SE | 0 | 2.654.343 | 2.654.343 |
| **D | SENTINEL INTERNATIONAL FUND | 0 | 12.074 | 12.074 |
| **D | BERNSTEIN TAX-MANAGED GLOBAL STYLE BLEND SERIES | 0 | 50.161 | 50.161 |
| **D | AVALON PORTFOLIO II LLC | 0 | 10.223 | 10.223 |
| **D | 801 INVESTMENTS LLC | 0 | 25.102 | 25.102 |
| **D | ZOMA CAPITAL PORTFOLIO LLC. | 0 | 217.369 | 217.369 |
| **D | SILVER GROWTH FUND LP | 0 | 11.626 | 11.626 |
| **D | VIRGINIA C. MARS REVOCABLE TRUST DATED AUGUST 6 1991 | 0 | 2.045 | 2.045 |
| **D | GLOBAL BOND FUND WAYCROSSE INC | 0 | 168.321 | 168.321 |
| **D | STRATEGIC GLOBAL BALANCED TRUST | 0 | 1.277 | 1.277 |
| **D | SLW PORTFOLIO LLC | 0 | 29.252 | 29.252 |
| **D | STATES OF GUERNSEY ACTING BY AND THROUGH THE POLICY AND RESO | 0 | 2.199 | 2.199 |
| **D | SENTINEL INTERNATIONAL TRUST | 0 | 79.545 | 79.545 |
| **D | GLOBAL EQUITY SERIES OF SALT CREEK INVESTMENTS LLC | 0 | 34.279 | 34.279 |
| **D | GQG PARTNERS RESTRICTED GLOBAL EQUITY FUND - GQG PARTNERS SE. | 0 | 14.278 | 14.278 |
| **D | GQG PARTNERS INTERNATIONAL EQUITY FUND-GQG PARTNERS SERIES L. | 0 | 6.626.410 | 6.626.410 |
| **D | ASCENSION ALPHA FUND LLC | 0 | 670.503 | 670.503 |
| **D | PZENA VALUE TRUST | 0 | 15.680 | 15.680 |

Handwritten signature

Handwritten mark



LISTA ESITO DELLE VOTAZIONE

Oggetto: 5.2 Relazione sulla politica di remunerazione e sui compensi corrisposti - Seconda Sezione: relazione sui compensi corrisposti nel 2023 (deliberazione non vincolante) FAVOREVOLI

| Badge | Ragione Sociale | Proprio | Delega | Totale |
|-------|--|---------|------------|------------|
| **D | PROVIDENCE ST. JOSEPH HEALTH LONG TERM PORTFOLIO | 0 | 8.451 | 8.451 |
| **D | MBB PUBLIC MARKETS I LLC | 0 | 608.131 | 608.131 |
| **D | PZENA GLOBAL VALUE FUND 2 DST | 0 | 691.856 | 691.856 |
| **D | PZENA INTERNATIONAL EX-US FOCUSED VALUE FUND DST A SERIES O | 0 | 215.003 | 215.003 |
| **D | K INVESTMENTS SH LIMITED. | 0 | 784.489 | 784.489 |
| **D | LEGAL & GENERAL MSCI EAFE SL FUND LLC | 0 | 533.863 | 533.863 |
| **D | GOVERNMENT OF GUAM RETIREMENT FUND | 0 | 167.167 | 167.167 |
| **D | FOOD AND AGRICULTURE ORGANIZATION OF THE UNITED NATIONS | 0 | 31.154 | 31.154 |
| **D | UNITED NATIONS JOINT STAFF PENSION FUND. | 0 | 4.077.500 | 4.077.500 |
| **D | INTERNATIONAL MONETARY FUND STAFF RETIREMENT PLAN | 0 | 33.260 | 33.260 |
| **D | MONDRIAN GLOBAL EQUITY FUND L.P | 0 | 514.635 | 514.635 |
| **D | MONDRIAN ALL COUNTRIES WORLD EX-US EQUITY FUND L.P. GLOBAL I | 0 | 3.306.569 | 3.306.569 |
| **D | MONDRIAN INTERNATIONAL EQUITY FUND L.P. | 0 | 11.352.968 | 11.352.968 |
| **D | NATIONAL COUNCIL FOR SOCIAL SECURITY FUND PRC | 0 | 1.288.332 | 1.288.332 |
| **D | NGEE ANN POLYTECHNIC | 0 | 2.491 | 2.491 |
| **D | NATIONAL COUNCIL FOR SOCIAL SECURITY FUND PRC | 0 | 1.175.101 | 1.175.101 |
| **D | CHEVRON UK PENSION PLAN. | 0 | 29.915 | 29.915 |
| **D | THE BOARD OF THE PENSION PROTECTION FUND RENAISSANCE | 0 | 462.333 | 462.333 |
| **D | MINERWORKERS' PENSION SCHEME | 0 | 3.154.528 | 3.154.528 |
| **D | FIDELITY SALEM STREET TRUST: FIDELITY SERIES GLOBAL EX U.S. INDEX FUND | 0 | 13.782.108 | 13.782.108 |
| **D | FIDELITY SALEM STREET TRUST: FIDELITY INTERNATIONAL SUSTAINABILITY IND EX FUND | 0 | 262.440 | 262.440 |
| **D | FIDELITY SALEM STREET TRUST: FIDELITY FLEX INTERNATIONAL INDEX FUND | 0 | 678.850 | 678.850 |
| **D | WITTINGTON ASSET MANAGEMENT LIMITED | 0 | 129.131 | 129.131 |
| **D | RUSSELL WGGW INVESTMENTS LIMITED | 0 | 2.944 | 2.944 |
| **D | NEW ZEALAND SUPERANNUATION FUND. | 0 | 229.998 | 229.998 |
| **D | STATE UNIVERSITIES RETIREMENT SYSTEM | 0 | 2.945.183 | 2.945.183 |
| **D | COMMONWEALTH SUPERANNUATION CORPORATION AS TRUSTEE FOR ARIA | 0 | 213.580 | 213.580 |
| **D | MERCER PASSIVE INTERNATIONAL SHARES FUND | 0 | 466.740 | 466.740 |
| **D | MERCER PASSIVE SUSTAINABLE INTERNATIONAL SHARES FUND | 0 | 55.016 | 55.016 |
| **D | NT WORLD GREEN TRANSITION INDEX FUND | 0 | 8.165 | 8.165 |
| **D | QIC LISTED EQUITIES FUND | 0 | 463.000 | 463.000 |
| **D | MERCER GLOBAL LISTED INFRASTRUCTURE FUND | 0 | 158.338 | 158.338 |
| **D | INSURANCE COMMISSION OF WESTERN AUSTRALIA | 0 | 698.164 | 698.164 |
| **D | GOVERNMENT EMPLOYEES SUPERANNUATION BOARD | 0 | 4.347.261 | 4.347.261 |
| **D | WSSP INTERNATIONAL EQUITIES TRUST | 0 | 298.526 | 298.526 |
| **D | ATLAS INFRASTRUCTURE AUSTRALIAN FEEDER FUND | 0 | 3.212.058 | 3.212.058 |
| **D | MERCER MULTI-MANAGER INTERNATIONAL SHARES FUND | 0 | 73.614 | 73.614 |
| **D | MERCER INDEXED INTERNATIONAL SHARES FUND | 0 | 610.987 | 610.987 |
| **D | SUPERANNUATION FUNDS MANAGEMENT CORPORATION OF SOUTH AUSTRAL | 0 | 52.544 | 52.544 |
| **D | INTERNATIONAL EQUITIES PASSIVE B UNIT TRUST | 0 | 16.211 | 16.211 |
| **D | QIC INTERNATIONAL EQUITIES FUND. | 0 | 106.600 | 106.600 |
| **D | QIC INTERNATIONAL EQUITIES FUND. | 0 | 66.644 | 66.644 |
| **D | PZENA GLOBAL FOCUSED VALUE FUND. | 0 | 579.272 | 579.272 |
| **D | THE TRUSTEES OF THE HENRY SMITH CHARITY | 0 | 150.464 | 150.464 |
| **D | CHRISTINA E SUDIN 2016 TRUST UAD FEB 8 1991. | 0 | 23.092 | 23.092 |
| **D | S. ROBSON WALTON 1999 CHILDRENS TRUST | 0 | 37.969 | 37.969 |
| **D | S. ROBSON WALTON 2009 GRAT NO. 4 ARTICLE II TRUST | 0 | 43.556 | 43.556 |
| **D | HRW TRUST NO. 3 UAD 01/17/03 | 0 | 39.490 | 39.490 |
| **D | HRW TESTAMENTARY TRUST NO. 12. | 0 | 57.343 | 57.343 |
| **D | HRW TESTAMENTARY TRUST NO. 5 | 0 | 32.649 | 32.649 |



LISTA ESITO DELLE VOTAZIONE

Oggetto: 5.2 Relazione sulla politica di remunerazione e sui compensi corrisposti - Seconda Sezione: relazione sui compensi corrisposti nel 2023 (deliberazione non vincolante) FAVOREVOLI

| Badge | Ragione Sociale | Proprio | Delega | Totale |
|-------|---|---------|---------|---------|
| **D | HRW TRUST NO. 4 UAD 01/17/03 | 0 | 33.778 | 33.778 |
| **D | ZOMA FOUNDATION. | 0 | 33.421 | 33.421 |
| **D | HRW TESTAMENTARY TRUST NO. 1 | 0 | 36.872 | 36.872 |
| **D | HRW TRUST NO. 2 UAD 01/17/03 | 0 | 69.675 | 69.675 |
| **D | MOBIUS LIFE LIMITED | 0 | 68.622 | 68.622 |
| **D | HRW TESTAMENTARY TRUST NO. 3 | 0 | 34.330 | 34.330 |
| **D | HRW TRUST NO. 1 UAD 01/17/03 | 0 | 71.701 | 71.701 |
| **D | HRW TESTAMENTARY TRUST NO. 10. | 0 | 24.736 | 24.736 |
| **D | HRW TESTAMENTARY TRUST NO. 11. | 0 | 40.943 | 40.943 |
| **D | S. ROBSON WALTON 2010 TRUST | 0 | 98.072 | 98.072 |
| **D | HRW TESTAMENTARY TRUST NO. 7. | 0 | 49.028 | 49.028 |
| **D | HRW TESTAMENTARY TRUST NO. 2 | 0 | 32.139 | 32.139 |
| **D | HRW TESTAMENTARY TRUST NO. 8. | 0 | 26.066 | 26.066 |
| **D | HRW TESTAMENTARY TRUST NO. 9. | 0 | 24.298 | 24.298 |
| **D | HRW TESTAMENTARY TRUST NO. 4. | 0 | 32.492 | 32.492 |
| **D | HRW TESTAMENTARY TRUST NO. 6 | 0 | 10.029 | 10.029 |
| **D | W. K. KELLOGG FOUNDATION TRUST. | 0 | 78.570 | 78.570 |
| **D | FORD MOTOR COMPANY DEFINED BENEFIT MASTER TRUST.. | 0 | 60.881 | 60.881 |
| **D | FORD MOTOR COMPANY DEFINED BENEFIT MASTER TRUST.. | 0 | 82.091 | 82.091 |
| **D | ESSENTIA HEALTH | 0 | 20.473 | 20.473 |
| **D | EAST SUSSEX PENSION FUND | 0 | 61.466 | 61.466 |
| **D | CONSTELLATION PEACH BOTTOM UNIT 1 QUALIFIED FUND | 0 | 690 | 690 |
| **D | RETIREMENT PLAN FOR CHICAGO TRANSIT AUTHORITY EMPLOYEES. | 0 | 4.332 | 4.332 |
| **D | CLINTON NUCLEAR POWER PLANT QUALIFIED FUND. | 0 | 16.691 | 16.691 |
| **D | CHRISTIE M. NAIFY 2016 TRUST UAD FEB 8 1991 | 0 | 12.329 | 12.329 |
| **D | NORTHERN FUNDS INTERNATIONAL GROWTH EQUITY FUND. | 0 | 81.523 | 81.523 |
| **D | CORTEVA AGRISCIENCE DEFINED CONTRIBUTION PLAN MASTER TRUST | 0 | 286.542 | 286.542 |
| **D | DREW M ANDRADE 2016 TR UAD FEB 8 1991. | 0 | 7.375 | 7.375 |
| **D | EMERSON ELECTRIC CO RETIREMENT MASTER TRUST | 0 | 106.868 | 106.868 |
| **D | COMBUSTION ENGINEERING 524(G) ASBESTOS PI TRUST | 0 | 13.108 | 13.108 |
| **D | CATERPILLAR INC. MASTER RETIREMENT TRUST | 0 | 413.760 | 413.760 |
| **D | CAMBRIDGESHIRE COUNTY COUNCIL PENSION FUND | 0 | 54.744 | 54.744 |
| **D | CATERPILLAR INVESTMENT TRUST. | 0 | 450.652 | 450.652 |
| **D | BELLSOUTH TELECOMMUNICATIONS INC. TRUST UNDER EXECUTIVE BENE | 0 | 219.004 | 219.004 |
| **D | TRUST UNDER EXECUTIVE BENEFIT PLAN(S) FOR CERTAIN BELLSOUTH | 0 | 13.011 | 13.011 |
| **D | BELLSOUTH CORPORATE TRUST UNDER EXECUTIVE BENEFIT PLAN(S). | 0 | 52.239 | 52.239 |
| **D | THE ANNENBERG FOUNDATION. | 0 | 21.197 | 21.197 |
| **D | ARVEST FOUNDATION | 0 | 4.730 | 4.730 |
| **D | ALUMBRA INNOVATIONS FOUNDATION | 0 | 43.534 | 43.534 |
| **D | GUIDESTONE FUNDS INTERNATIONAL EQUITY FUND | 0 | 18.659 | 18.659 |
| **D | MICHIGAN CATHOLIC CONFERENCE MASTER PENSION TRUST | 0 | 32.165 | 32.165 |
| **D | STATE OF IDAHO ENDOWMENT FUND INVESTMENT BOARD | 0 | 85.641 | 85.641 |
| **D | JTW TRUST NO. 4 UAD 9/19/02. | 0 | 43.665 | 43.665 |
| **D | JTW TRUST NO. 1 UAD 9/19/02. | 0 | 41.184 | 41.184 |
| **D | JTW TRUST NO. 3 UAD 9/19/02. | 0 | 44.560 | 44.560 |
| **D | JTW TRUST NO. 5 UAD 9/19/02. | 0 | 20.482 | 20.482 |
| **D | JTW TRUST NO. 2 UAD 9/19/02. | 0 | 37.736 | 37.736 |
| **D | HALLIBURTON COMPANY EMPLOYEE BENEFIT MASTER TRUST | 0 | 724.158 | 724.158 |
| **D | GANNETT RETIREMENT PLAN MASTER TRUST GANNETT RETIREMENT PLAN MASTER TRUST | 0 | 85.277 | 85.277 |
| **D | THE MOTOROLA PENSION SCHEME. | 0 | 77.607 | 77.607 |

654



LISTA ESITO DELLE VOTAZIONE

Oggetto: 5.2 Relazione sulla politica di remunerazione e sui compensi corrisposti - Seconda Sezione: relazione sui compensi corrisposti nel 2023 (deliberazione non vincolante) FAVOREVOLI

| Badge | Ragione Sociale | Proprio | Delega | Totale |
|-------|--|---------|------------|------------|
| **D | NATIONAL RAILROAD RETIREMENT INVESTMENT TRUST | 0 | 1.687.913 | 1.687.913 |
| **D | ACTIVE M INTERNATIONAL EQUITY FUND | 0 | 362.749 | 362.749 |
| **D | THE NEMOURS FOUNDATION PENSION PLAN | 0 | 8.510 | 8.510 |
| **D | NORTHERN FUNDS - INTERNATIONAL EQUITY INDEX FUND | 0 | 2.323.576 | 2.323.576 |
| **D | NORTHERN MULTI MANAGER GLOBAL LISTED INFRASTRUCTURE FUND | 0 | 977.072 | 977.072 |
| **D | MICHIGAN CATHOLIC CONFERENCE | 0 | 18.795 | 18.795 |
| **D | NORTHERN GLOBAL SUSTAINABILITY INDEX FUND | 0 | 526.742 | 526.742 |
| **D | NORTHAMPTONSHIRE PENSION FUND | 0 | 30.752 | 30.752 |
| **D | PRESBYTERIAN CHURCH (USA) FOUNDATION | 0 | 133.669 | 133.669 |
| **D | PROVIDENCE HEALTH & SERVICES AND SWEDISH HEALTH SERVICES MAS | 0 | 7.922 | 7.922 |
| **D | NORTHERN TRUST GLOBAL INVESTMENTS COLLECTIVE FUNDS TRUST | 0 | 16.807.109 | 16.807.109 |
| **D | NCCC COLLECTIVE FUNDS FOR EMPLOYEE BENEFIT TRUSTS | 0 | 1.347.531 | 1.347.531 |
| **D | RELIANCE TRUST INSTITUTIONAL RETIREMENT TRUST SERIES ELEVEN | 0 | 8.873.583 | 8.873.583 |
| **D | TRINITY HEALTH CORPORATION | 0 | 421.442 | 421.442 |
| **D | THE REPRESENTATIVE CHURCH BODY | 0 | 277.876 | 277.876 |
| **D | PROVIDENCE HEALTH & SERVICES CASH BALANCE RETIREMENT PLAN TR. | 0 | 5.438 | 5.438 |
| **D | OKLAHOMA PUBLIC EMPLOYEES RETIREMENT SYSTEM | 0 | 2.667.207 | 2.667.207 |
| **D | THE PENSION BOARDS-UNITED CHURCH OF CHRIST INC. | 0 | 143.104 | 143.104 |
| **D | OHIO POLICE AND FIRE PENSION FUND | 0 | 1.831.737 | 1.831.737 |
| **D | STICHTING INSTITUUT GAK | 0 | 71.315 | 71.315 |
| **D | GENERAL PENSION AND SOCIAL SECURITY AUTHORITY | 0 | 130.244 | 130.244 |
| **D | GUIDESTONE FUNDS INTERNATIONAL EQUITY INDEX FUND. | 0 | 380.480 | 380.480 |
| **D | BAPTIST FOUNDATION OF TEXAS. | 0 | 454.782 | 454.782 |
| **D | ILLINOIS MUNICIPAL RETIREMENT FUND | 0 | 1.060.727 | 1.060.727 |
| **D | CITY OF LOS ANGELES FIRE AND POLICE PENSION PLAN | 0 | 2.777.889 | 2.777.889 |
| **D | LOS ANGELES CITY EMPLOYEES' RETIREMENT SYSTEM. | 0 | 941.589 | 941.589 |
| **D | BRITISH COAL STAFF SUPERANNUATION SCHEME | 0 | 2.192.468 | 2.192.468 |
| **D | ABU DHABI PENSION FUND | 0 | 1.243.664 | 1.243.664 |
| **D | THE NORTHERN TRUST COMPANY SUB-ADVISED COLLECTIVE FUNDS TRUS | 0 | 929.821 | 929.821 |
| **D | WATER AND POWER EMPLOYEES' RETIREMENT PLAN | 0 | 365.281 | 365.281 |
| **D | ALFRED I. DUPONT CHARITABLE TRUST | 0 | 794.685 | 794.685 |
| **D | THE COCA-COLA COMPANY MASTER RETIREMENT TRUST. | 0 | 144.630 | 144.630 |
| **D | EMPLOYEES RETIREMENT FUND OF THE CITY OF FORT WORTH | 0 | 98.815 | 98.815 |
| **D | UTAH STATE RETIREMENT SYSTEMS | 0 | 326.043 | 326.043 |
| **D | GARRISON PROPERTY AND CASUALTY INSURANCE COMPANY | 0 | 917.942 | 917.942 |
| **D | USA GENERAL INDEMNITY COMPANY | 0 | 37.398 | 37.398 |
| **D | USAA CASUALTY INSURANCE COMPANY | 0 | 71.245 | 71.245 |
| **D | WYOMING RETIREMENT SYSTEM | 0 | 62.683 | 62.683 |
| **D | STATE OF UTAH SCHOOL AND INSTITUTIONAL TRUST FUNDS TRUST FUNDS | 0 | 73.416 | 73.416 |
| **D | SAN MATEO COUNTY EMPLOYEES' RETIREMENT ASSOCIATION | 0 | 61.643 | 61.643 |
| **D | TEACHERS' RETIREMENT SYSTEM OF OKLAHOMA | 0 | 996.523 | 996.523 |
| **D | CITY OF TALLAHASSEE | 0 | 2.095.754 | 2.095.754 |
| **D | FORD MOTOR COMPANY OF CANADA LIMITED PENSION TRUST | 0 | 206.230 | 206.230 |
| **D | CMA IMPACT INC. | 0 | 13.376 | 13.376 |
| **D | REGIME DE RETRAITE DU PERSONNEL DES CPE ET DES GARDERIES PRI | 0 | 512.917 | 512.917 |
| **D | SANLAM UNIVERSAL FUNDS PLC | 0 | 494.040 | 494.040 |
| **D | BLACKROCK AUTHORISED CONTRACTUAL SCHEME I | 0 | 172.115 | 172.115 |
| **D | ACS 30:70 GLOBAL EQUITY TRACKER FUND | 0 | 27.867.387 | 27.867.387 |
| **D | BRITISH COLUMBIA INVESTMENT MANAGEMENT CORPORATION. | 0 | 122.159 | 122.159 |
| **D | | 0 | 458.385 | 458.385 |

LISTA ESITO DELLE VOTAZIONE

Oggetto: 5.2 Relazione sulla politica di remunerazione e sui compensi corrisposti - Seconda Sezione: relazione sui compensi corrisposti nel 2023 (deliberazione non vincolante) FAVOREVOLI

| Badge | Ragione Sociale | Proprio | Delega | Totale |
|-------|---|---------|-----------|-----------|
| **D | STATE TEACHERS RETIREMENT SYSTEM OF OHIO | 0 | 4.191.932 | 4.191.932 |
| **D | BANCO NACIONAL DE PANAMA ACTING AS TRUSTEE OF THE FIDEICOMISO DE FOND O DE AHORRO DE PANAMA | 0 | 14.368 | 14.368 |
| **D | LGPS CENTRAL AUTHORISED CONTRACTUAL SCHEME.. | 0 | 2.512.600 | 2.512.600 |
| **D | UBS COMMON CONTRACTUAL FUND | 0 | 86.026 | 86.026 |
| **D | THE LF ACCESS POOL AUTHORISED CONTRACTUAL SCHEME | 0 | 2.066.162 | 2.066.162 |
| **D | THE LF ACCESS POOL AUTHORISED CONTRACTUAL SCHEME | 0 | 708.240 | 708.240 |
| **D | BLACKROCK UCITS CCF | 0 | 886.044 | 886.044 |
| **D | WEST YORKSHIRE PENSION FUND | 0 | 2.000.000 | 2.000.000 |
| **D | CLEARWATER INTERNATIONAL FUND | 0 | 51.325 | 51.325 |
| **D | MERSEYSIDE PENSION FUND | 0 | 317.445 | 317.445 |
| **D | RECORD INVEST SCA SICAV RAIF | 0 | 16.950 | 16.950 |
| **D | KOMMUNAL LANDSPENSIOENSKASSE GJENSIDIG FORSIKRINGSSELSKAP | 0 | 1.382.560 | 1.382.560 |
| **D | ELO MUTUAL PENSION INSURANCE COMPANY ELO MUTUAL PENSION INSURANCE COMPANY | 0 | 1.274.156 | 1.274.156 |
| **D | AMF TJANSTEPENSION AB | 0 | 5.848.759 | 5.848.759 |
| **D | STICHTING KONINGIN WILHELMINA FONDS VOOR DE NEDERLANDSE KANK | 0 | 65.707 | 65.707 |
| **D | NOTHERN TRUST LUXEMBOURG MANAGEMENT COMPANY SA ACTING IN ITS | 0 | 245.572 | 245.572 |
| **D | STICHTING PENSIOENFONDS PGB | 0 | 2.410.040 | 2.410.040 |
| **D | STICHTING BEDRIJFSTAKPENSIOENFONDS VOOR HET SCHOONMAAK EN GL. | 0 | 64.871 | 64.871 |
| **D | STICHTING BEDRIJFSTAKPENSIOENFONDS VOOR HET BEROEPSVERVOER OVER DE WEG | 0 | 16.295 | 16.295 |
| **D | TREDJE AP-FONDEN | 0 | 1 | 1 |
| **D | FJARDE AP-FONDEN. | 0 | 1.501.071 | 1.501.071 |
| **D | STICHTING PENSIOENFONDS OPENBARE BIBLIOTHEKEN | 0 | 112.190 | 112.190 |
| **D | AB ARYA PARTNERS (MASTER) FUND SICAV-RAIF S.C.SP. | 0 | 360.000 | 360.000 |
| **D | ADAPT MASTER FUND LTD CO LOMBARD ODIER ASSET MANAGEMENT USA CORP ACTING AS FUND MA | 0 | 1.044.851 | 1.044.851 |
| **D | G.S. SOCIETA A RESPONSABILITA LIMITATA | 0 | 2.806 | 2.806 |
| **D | T.S. SOCIETA A RESPONSABILITA LIMITATA | 0 | 3.466 | 3.466 |
| **D | POINT72 LONDON INVESTMENTS LTD. | 0 | 5.712.287 | 5.712.287 |
| **D | NORTH ROCK SPC - NR 1 SP | 0 | 888.609 | 888.609 |
| **D | BUEZUBI SIL S.A. (20170) | 0 | 3.500 | 3.500 |
| **D | PRESTIGE INVERSIONES SIL S.A. | 0 | 24.483 | 24.483 |
| **D | ONURA SXXI CORPORATION SICAV S.A. | 0 | 3.500 | 3.500 |
| **D | MAJUNSO 2007 SICAV SA | 0 | 4.860 | 4.860 |
| **D | INVERSIONES VALLOLBAL SICAV S.A. | 0 | 5.630 | 5.630 |
| **D | INVERSIONES SELECTIVAS SIL SA | 0 | 22.000 | 22.000 |
| **D | INVERSIONES KINEAS SIL S.A. | 0 | 24.000 | 24.000 |
| **D | INMOBILIARIA CALERA Y CHOZAS CARTERA SICAV S.A. | 0 | 4.000 | 4.000 |
| **D | GESTION BOUTIQUE MIXTO RENTA VARIABLE | 0 | 23.255 | 23.255 |
| **D | F.A.W. INVERSIONES SIL S.A. | 0 | 5.000 | 5.000 |
| **D | AMPAVIC 2013 SICAV S.A. | 0 | 8.100 | 8.100 |
| **D | MEDIOLANUM EUROPA R.V. F.I. | 0 | 12.335 | 12.335 |
| **D | CM GRAT LLC | 0 | 5.399 | 5.399 |
| **D | ROSEDENE LLC | 0 | 18.977 | 18.977 |
| **D | MUCKLESHOOT INDIAN TRIBE | 0 | 4.378 | 4.378 |
| **D | CHRISTENSEN-PIERRET COMMUNITY PROPERTY TRUST UAD 05/10/19 C DIANE CHRISTENSEN TTEE | 0 | 1.678 | 1.678 |
| **D | UNICORN ASSETS LLC | 0 | 1.889 | 1.889 |
| **D | CHIMERA ASSETS LLC | 0 | 1.888 | 1.888 |
| **D | SPRING 625 | 0 | 125.012 | 125.012 |
| **D | THE CHERYL D DUFFIELD TRUST UAD 09/12/96 CHERYL D DUFFIELD TTEE | 0 | 3.564 | 3.564 |
| **D | DUNCAN MACNAUGHTON REVOCABLE LIVING TRUST UAD 08/10/84 DUNCAN MACNAUGHTON TTEE | 0 | 13.322 | 13.322 |
| **D | PZENA INVESTMENT MANAGEMENT LLC | 0 | 4.407 | 4.407 |



LISTA ESITO DELLE VOTAZIONE

Oggetto: 5.2 Relazione sulla politica di remunerazione e sui compensi corrisposti - Seconda Sezione: relazione sui compensi corrisposti nel 2023 (deliberazione non vincolante) FAVOREVOLI

| Badge | Ragione Sociale | Proprio | Delega | Totale |
|-------|---|---------|-----------|-----------|
| **D | VALUE QUEST PARTNERS LLC - EUROPEAN FOCUSED VALUE | 0 | 43.160 | 43.160 |
| **D | AMERICAN FRIENDS OF THE HEBREW UNIVERSITY INC | 0 | 36.510 | 36.510 |
| **D | PZENA INVESTMENT MANAGEMENT LLC EUROPE EX-UK FOCUSED VALUE | 0 | 3.731 | 3.731 |
| **D | VALUEQUEST PARTNERS LLC -GLOBAL | 0 | 54.798 | 54.798 |
| **D | FRANCIS FAMILY FUND APS | 0 | 28.481 | 28.481 |
| **D | NPF TECHNOLOGIES APS | 0 | 17.053 | 17.053 |
| **D | BROOKFIELD INVESTMENT FUNDS (UCITS) PLC - BROOKFIELD GLOBAL | 0 | 306.617 | 306.617 |
| **D | CHALLENGE FUNDS - CHALLENGE PROVIDENT FUND 1 | 0 | 413.547 | 413.547 |
| **D | CHALLENGE FUNDS - CHALLENGE INTERNATIONAL EQUITY FUND | 0 | 199.849 | 199.849 |
| **D | CHALLENGE FUNDS - CHALLENGE EUROPEAN EQUITY FUND | 0 | 361.508 | 361.508 |
| **D | CHALLENGE FUNDS - CHALLENGE PROVIDENT FUND 2 | 0 | 93.892 | 93.892 |
| **D | MACQUARIE FUND SOLUTIONS - MACQUARIE GLOBAL CONVERTIBLE FUND | 0 | 85.846 | 85.846 |
| **D | MEDIOLANUM BEST BRANDS - MEDIOLANUMGLOBAL EQUITY STYLE SELEC | 0 | 129.904 | 129.904 |
| **D | MEDIOLANUM BEST BRANDS - MEDIOLANUM ENERGY TRANSITION | 0 | 96.289 | 96.289 |
| **D | MEDIOLANUM BEST BRANDS - COUPON STRATEGY COLLECTION | 0 | 220.740 | 220.740 |
| **D | MEDIOLANUM BEST BRANDS - DYNAMIC INTERNATIONAL VALUE OPPORTU | 0 | 823.806 | 823.806 |
| **D | BATI VALEURS EUROPE | 0 | 54.400 | 54.400 |
| **D | SWISSCANTO (LU) EQUITY FUND - SYSTEMATIC RESPONSIBLE EUROZON | 0 | 9.416 | 9.416 |
| **D | SWISSCANTO (LU) EQUITY FUND - TOP DIVIDEND EUROPE | 0 | 55.831 | 55.831 |
| **D | SWISSCANTO (LU) EQUITY FUND - RESPONSIBLE GLOBAL INNOVATION | 0 | 84.776 | 84.776 |
| **D | SWISSCANTO (LU) PORTFOLIO FUND - RESPONSIBLE SELECT (EUR) | 0 | 58.446 | 58.446 |
| **D | SWISSCANTO (LU) PORTFOLIO FUND - RESPONSIBLE AMBITION (EUR) | 0 | 32.449 | 32.449 |
| **D | SWISSCANTO (LU) PORTFOLIO FUND - RESPONSIBLE BALANCE (EUR) | 0 | 78.441 | 78.441 |
| **D | VARIOPARTNER SICAV - 3-ALPHA DIVERSIFIER EQUITIES EUROPE | 0 | 433.574 | 433.574 |
| **D | MACT - SIF | 0 | 14.612 | 14.612 |
| **D | GBPO - QCF - GLOBAL BALANCED POOL | 0 | 5.288 | 5.288 |
| **D | UNIVERSE THE CMI GLOBAL NETWORK FUND - CMI CONTINENTAL EURO | 0 | 654.454 | 654.454 |
| **D | BATI CROISSANCE | 0 | 205.600 | 205.600 |
| **D | MMA VIE. | 0 | 2.033.639 | 2.033.639 |
| **D | CMLA INDEXED GLOBAL SHARE FUND | 0 | 29.158 | 29.158 |
| **D | JOHN HANCOCK DISCIPLINED VALUE INTERNATIONAL FUND | 0 | 2.967.217 | 2.967.217 |
| **D | AZIMUT LIFE DAC | 0 | 393.798 | 393.798 |
| **D | COMMONWEALTH SPECIALIST FUND 52 | 0 | 85.230 | 85.230 |
| **D | 4D GLOBAL INFRA FUND | 0 | 804.704 | 804.704 |
| **D | FIDELITY IECFUTL | 0 | 782.126 | 782.126 |
| **D | JOHN HANCOCK VARIABLE INSURANCE TRU. | 0 | 266.716 | 266.716 |
| **D | JOHN HANCOCK VARIABLE INSURANCE TRUST INTERNATIONAL EQUITY INDEX TRUST. | 0 | 281.761 | 281.761 |
| **D | MS HORIZONS MULTIACTIVOS GLOBAL PRUDENTE FUND | 0 | 857 | 857 |
| **D | OP CUSTODY LTD | 0 | 240.763 | 240.763 |
| **D | THE MASTER TRUST BANK OF JAPAN LTD. AS TRUSTEE OF GREEN TEC. | 0 | 183.140 | 183.140 |
| **D | ME/B PI ESG INSIGHTS WORLD EQUITY FUND | 0 | 86.197 | 86.197 |
| **D | PRUDENTIAL ASSURANCE COMPANY SINGAPORE (PTE) LTD | 0 | 765.640 | 765.640 |
| **D | COLONIAL FIRST STATE INVESTMENT FUND 121 | 0 | 334.559 | 334.559 |
| **D | SCHWAB INTERNATIONAL INDEX FUND | 0 | 4.526.029 | 4.526.029 |
| **D | SCHWAB FUNDAMENTAL INTERNATIONAL LARGE COMPANY INDEX FUND | 0 | 1.770.148 | 1.770.148 |
| **D | SUN LIFE ASSET MANAGEMENT FUNDS - SUN LIFE AM GLOBAL LOW CAR | 0 | 126.836 | 126.836 |
| **D | ME/ALLIANZ SUSTAINABLE MULTI ASSET FUND | 0 | 4.984 | 4.984 |
| **D | TIMOTHY PLAN MARKET NEUTRAL ETF | 0 | 35.522 | 35.522 |
| **D | COLONIAL FIRST STATE INVESTMENT FUND 50. | 0 | 106.422 | 106.422 |
| **D | COLONIAL FIRST STATE WHOLESAL INDEXED GLOBAL SHARE FUND.. | 0 | 358.387 | 358.387 |



654

LISTA ESITO DELLE VOTAZIONE

Oggetto: 5.2 Relazione sulla politica di remunerazione e sui compensi corrisposti - Seconda Sezione: relazione sui compensi corrisposti nel 2023 (deliberazione non vincolante) FAVOREVOLI

| Badge | Ragione Sociale | Proprio | Delega | Totale |
|-------|---|---------|------------|------------|
| **D | COMMONWEALTH GLOBAL INFRASTRUCTURE SECURITIES FUNDI | 0 | 872.050 | 872.050 |
| **D | WM POOL - EQUITIES TRUST NO. 2 - VINVA | 0 | 34.027 | 34.027 |
| **D | STRATEGIC INVESTMENT SPC | 0 | 94.093 | 94.093 |
| **D | DNB BANK ASA | 0 | 31.038 | 31.038 |
| **D | ONEMARKETS ITALY ICAV | 0 | 125.714 | 125.714 |
| **D | BANK OF EAST ASIA (TRUSTEES) LIMITED AS TRUSTEE TO BEA UNION | 0 | 161.673 | 161.673 |
| **D | LEGAL AND GENERAL ASSURANCE (PENSIONS MANAGEMENT) LIMITED | 0 | 19.797.483 | 19.797.483 |
| **D | ILA-LA WORLD ESG SCREENED FUND | 0 | 72.805 | 72.805 |
| **D | IRISH LIFE ASSURANCE PLC | 0 | 1.224.307 | 1.224.307 |
| **D | ILA - A-ILGLOEQN | 0 | 15.884 | 15.884 |
| **D | ILA - A-ILDSCG | 0 | 38.102 | 38.102 |
| **D | ILA - A-ILGLOEQG | 0 | 64.205 | 64.205 |
| **D | ILA - A-ILEZEQ | 0 | 184.037 | 184.037 |
| **D | ILA - A-ILEZEQN | 0 | 23.801 | 23.801 |
| **D | ILA-ILSEAFE - SUSTAINABLE EAFE EQUITY | 0 | 373.870 | 373.870 |
| **D | ILA-A-ILSDMH | 0 | 2.043.994 | 2.043.994 |
| **D | ILA - RAFIME | 0 | 116.454 | 116.454 |
| **D | ILA A-AGLOVE IRISH LIFE ASSURANCE PLC | 0 | 184.710 | 184.710 |
| **D | IRISH LIFE ASSURANCE. | 0 | 864.866 | 864.866 |
| **D | AEGON CUSTODY B.V. | 0 | 1.878.865 | 1.878.865 |
| **D | LARGE CAP INTL PORTFOLIO OF DFA INV | 0 | 2.301.014 | 2.301.014 |
| **D | ROY H. GREENBERG FAMILY TRUST | 0 | 4.866 | 4.866 |
| **D | ZURICH LIFE ASSURANCE PLC | 0 | 2.777.123 | 2.777.123 |
| **D | JUPITER SYSTEMATIC PHYSICAL WORLD FUND | 0 | 2.782 | 2.782 |
| **D | CFSSIL AIF CMLA INTERNATIONAL SHARE FUND | 0 | 71.157 | 71.157 |
| **D | LGAS SHF CLIENT DIR INV FUND(1649) | 0 | 787.000 | 787.000 |
| **D | FUTURE WORLD DEVELOPED EQUITY INDEX FUND (3500) | 0 | 42.628 | 42.628 |
| **D | TSGX SOLACT ESG TEACO EX UNHG(3387) | 0 | 15.576 | 15.576 |
| **D | LEGAL & GENERAL ASSURANCE SOCIETY LIMITED | 0 | 31.752 | 31.752 |
| **D | LEGAL AND GENERAL ASSURANCE (PENSIONS MANAGEMENT) LIMITED | 0 | 9.474.581 | 9.474.581 |
| **D | L AND G ASSUR(PENS MGMT)LTD 1 LGIM PMC CSUF(36670) TESCO INDEX EQUITY TSGN (5270 | 0 | 317.565 | 317.565 |
| **D | L AND G ASSUR(PENS MGMT)LTD 1 RAFI FUNDAMENTAL GLOBAL EQUITY LOW CARBON TRANSITION INDEX FUND3495 | 0 | 512.495 | 512.495 |
| **D | PMC FUTURE WORLD MULTI ASSET FUND OVERLAY(6558) | 0 | 5.235.778 | 5.235.778 |
| **D | PMC MULTI ASSET FUND OVERLAY | 0 | 2.578.291 | 2.578.291 |
| **D | ABRDN OEIC II-ABRDN GLOBAL INCOME EQUITY FUND | 0 | 1.236.000 | 1.236.000 |
| **D | CITIBANK UK LIMITED AS TRUSTEE OF ABRDN (LOTHIAN) EUROPEAN T | 0 | 5.349.943 | 5.349.943 |
| **D | CITIBANK UK LIMITED AS TRUSTEE OF ABRDN (LOTHIAN) INTERNATIO | 0 | 482.202 | 482.202 |
| **D | PETER A. WALD AND CHRISTINA HALL 1997 TRUST | 0 | 67.995 | 67.995 |
| **D | CFSSIL RE CNEALTH GS FD 16 | 0 | 147.440 | 147.440 |
| **D | INTERNATIONAL CORE EQUITY PORTFOLIO OF DFA INVESTMENT DIMENSIONS GROUP INC | 0 | 7.879.568 | 7.879.568 |
| **D | MANULIFE GLOBAL FUND. | 0 | 188.732 | 188.732 |
| **D | INVESCO POOLED INVESTMENT FUND - EUROPE FUND | 0 | 235.593 | 235.593 |
| **D | NMTB/NIK KOKUSAI-NH 935026 | 0 | 344.237 | 344.237 |
| **D | NMTB/NIK KOKUSAI-H 935034 | 0 | 21.380 | 21.380 |
| **D | BERESFORD FUNDS ICAV | 0 | 147.367 | 147.367 |
| **D | BERESFORD FUNDS PLC | 0 | 96.528 | 96.528 |
| **D | ABRDN OEIC V-ABRDN EUROPE EX UK ETHICAL EQUITY FUND | 0 | 832.044 | 832.044 |
| **D | COLONIAL FIRST STATE INVESTMENTS LIMITED... | 0 | 452.873 | 452.873 |
| **D | ABRDN OEIC II-ABRDN EUROPE EX UK INCOME EQUITY FUND | 0 | 1.893.389 | 1.893.389 |
| **D | STICHTING PGM DEPOSITARY | 0 | 4.997.785 | 4.997.785 |



655

LISTA ESITO DELLE VOTAZIONE

Oggetto: 5.2 Relazione sulla politica di remunerazione e sui compensi corrisposti - Seconda Sezione: relazione sui compensi corrisposti nel 2023 (deliberazione non vincolante) FAVOREVOLI

| Badge | Ragione Sociale | Proprio | Delega | Totale |
|-------|---|---------|-------------|-------------|
| **D | PGGM SPD (DMAEMFGL)PGM SPD DMAE MULTIFACTOR GLOBAL | 0 | 741.817 | 741.817 |
| **D | NATIONAL COUNCIL FOR SOCIAL SEC FUND | 0 | 161.992 | 161.992 |
| **D | LEGG MASON INC. | 0 | 3.600 | 3.600 |
| **D | VERDIPAPIRFONDET DNB GLOBAL (IV : INGVLID ANGVIK BJONNES DRONNING EUFEMIAS GT | 0 | 4.256.432 | 4.256.432 |
| **D | VERDIPAPIRFONDET DNB GLOBAL INDEKS | 0 | 1.164.072 | 1.164.072 |
| **D | THREADNEEDLE (LUX) COLUMBIA THREADNEEDLE INVESTMENTS | 0 | 143.836 | 143.836 |
| **D | THREADNEEDLE (LUX) | 0 | 15.760 | 15.760 |
| **D | TWO SIGMA INTERNATIONAL CORE | 0 | 20.814 | 20.814 |
| **D | THREADNEEDLE OPPORTUNITY INVESTMENTREAL RETURN FUND | 0 | 13.822 | 13.822 |
| **D | VICTORY TRIVALENT INTERNATIONAL FUND-CORE EQUITY | 0 | 118.471 | 118.471 |
| **D | TWO SIGMA WORLD CORE FUND LP | 0 | 20.699 | 20.699 |
| **D | LEGAL AND GENERAL COLLECTIVE INVESTMENT TRUST. | 0 | 780.737 | 780.737 |
| **D | VICTORY CAPITAL INTERNATIONAL COLLECTIVE INVESTMENT TRUST | 0 | 34.472 | 34.472 |
| **D | VICTORY MARKET NEUTRAL INCOME FUND | 0 | 1.396.243 | 1.396.243 |
| **D | SAMSUNG GLOBAL CORE EQUITY FUND | 0 | 11.746 | 11.746 |
| **D | VERDIPAPIRFONDET DNB EUROPA | 0 | 230.431 | 230.431 |
| **D | MONETARY AUTHORITY OF SINGAPORE | 0 | 147.098 | 147.098 |
| **D | GOVERNMENT OF SINGAPORE | 0 | 110.793.499 | 110.793.499 |
| **D | LATVIJAS BANKA | 0 | 328.519 | 328.519 |
| **D | JOHN HANCOCK FUNDS II INTERNATIONAL STRATEGIC EQUITY ALLOCATION FUND | 0 | 1.417.741 | 1.417.741 |
| **D | CITITRUST LIMITED | 0 | 235.212 | 235.212 |
| **D | VICTORYSHARES DEVELOPED ENHANCEDVOLATILITY WTD INDEX ETF. | 0 | 13.359 | 13.359 |
| **D | VICTORYSHARES INTERNATIONALVOLATILITY WTD INDEX ETF. | 0 | 38.550 | 38.550 |
| **D | CITITRUST LIMITED AS TRUSTEE OF BLACKROCK PREMIER FUNDS-BLACKROCK WORLD EQUITY INDEX FUND | 0 | 82.132 | 82.132 |
| **D | VICTORYSHARES INTERNATIONAL HIGHDIV VOLATILITY WTD INDEX ETF | 0 | 34.959 | 34.959 |
| **D | INVESCO POOLED INVESTMENT FUND - GLOBAL STRATEGIC EQUITY FUN INSTITUTIONAL CLIENTS GROUP SECURITIES AND FUND SERVICES | 0 | 67.088 | 67.088 |
| **D | DON C VANBRACKEL TTEE 05/23/1996 MANAGED | 0 | 825 | 825 |
| **D | ECONOMIC DEVELOPMENT BOARD | 0 | 4.834 | 4.834 |
| **D | JOHN HANCOCK DIVERSIFIED REAL ASSETS FUND | 0 | 445.194 | 445.194 |
| **D | SELIGSON AND CO EUROPE INDEX FUND | 0 | 516.737 | 516.737 |
| **D | HOSTPLUS POOLED SUPERANNUATION TRUST | 0 | 672.484 | 672.484 |
| **D | ABRDN OEIC IV-ABRDN WORLD EQUITY ENHANCED INDEX FUND | 0 | 80.852 | 80.852 |
| **D | ABRDN OEIC IV-ABRDN EUROPEAN EQUITY ENHANCED INDEX FUND | 0 | 426.569 | 426.569 |
| **D | ABRDN OEIC IV-ABRDN EUROPEAN EQUITY TRACKER FUND | 0 | 473.802 | 473.802 |
| **D | FRANKLIN SELECT GLOBAL MULTI-ASSETINCOME FUND | 0 | 455 | 455 |
| **D | VICTORY CAPITAL GROWTH FUND | 0 | 337.210 | 337.210 |
| **D | VICTORY GLOBAL EQUITY INCOME FUND | 0 | 35.083 | 35.083 |
| **D | VICTORY INTERNATIONAL FUND | 0 | 295.730 | 295.730 |
| **D | VICTORY SUSTAINABLE WORLD FUND | 0 | 69.395 | 69.395 |
| **D | QUILTER INVESTORS CHARITY AUTHORISED INVESTMENT FUNDS MILLENNIUM | 0 | 135.000 | 135.000 |
| **D | TIMOTHY PLAN INTERNATIONAL ETF. | 0 | 57.983 | 57.983 |
| **D | UNIFIED ACCUMULATIVE PENSION FUND JOINT STOCK COMPANY | 0 | 45.999 | 45.999 |
| **D | THE NATIONAL BANK OF THE REPUBLIC OF KAZAKHSTAN | 0 | 37.646 | 37.646 |
| **D | UAPF - BLACK ROCK PASSIVE EQUITY | 0 | 40.578 | 40.578 |
| **D | UNIFIED ACCUMULATIVE PENSION FUND JOINT STOCK COMPANY | 0 | 157.811 | 157.811 |
| **D | AQR GLOBAL STOCK SELECTION MASTER ACCOUNT L.P. COOGIER FIDUCIARY SERVICES (CAYMAN) LTD | 0 | 24 | 24 |
| **D | POINT72 ASSOCIATES LLC C/O FINSCO LIMITED | 0 | 328.859 | 328.859 |
| **D | NB BRETON HILL MULTI-STYLE PREMIA MASTER FUND LP C/O WALKERS CORPORATE LIMITED | 0 | 44.708 | 44.708 |
| **D | AQR LUX FUNDS-AQR SYSTEMATIC TOTAL RETURN FUND | 0 | 7.579 | 7.579 |



656

LISTA ESITO DELLE VOTAZIONE

Oggetto: 5.2 Relazione sulla politica di remunerazione e sui compensi corrisposti - Seconda Sezione: relazione sui compensi corrisposti nel 2023 (deliberazione non vincolante) FAVOREVOLI

| Badge | Ragione Sociale | Proprio | Delega | Totale |
|-------|---|---------|-----------|-----------|
| **D | FIDANTE PARTNERS LIMITED AS RESPONSIBLE ENTITY FOR SYSTEM CA | 0 | 72.037 | 72.037 |
| **D | ECOFIN ENERGY TRANSITION ALPHA OPPORTUNITIES FUND LP | 0 | 240.562 | 240.562 |
| **D | MAN INSIGHT LIMITED | 0 | 19 | 19 |
| **D | MAN FUNDS XII SPC-MAN 1783 I SP C/O MAPLES SECRETARIES (CAYMAN) LIMITED | 0 | 17.630 | 17.630 |
| **D | REGIME DE RETRAITE DE L'UNIVERSITE DU QUEBEC. | 0 | 168.660 | 168.660 |
| **D | REC VISION GLOBAL ENERGY TRANSITION FUND (INCUBATOR) | 0 | 16.100 | 16.100 |
| **D | REC QUBE GLOBAL EQUITY FUND | 0 | 829.622 | 829.622 |
| **D | REC O'SHAUGHNESSY GLOBAL EQUITY FUND | 0 | 5.224 | 5.224 |
| **D | REC O'SHAUGHNESSY INTERNATIONAL EQUITY FUND | 0 | 112.904 | 112.904 |
| **D | SUN LIFE KBI SUSTAINABLE INFRASTRUCTURE PRIVATE POOL | 0 | 96.015 | 96.015 |
| **D | SUN LIFE GLOBAL DIVIDEND PRIVATE POOL | 0 | 119.040 | 119.040 |
| **D | DIVERSIFIED FUND OF CANADA - DFC GLOBAL EQUITY FUND | 0 | 4.022 | 4.022 |
| **D | NBIMC EAFE EQUITY INDEX FUND. | 0 | 116.883 | 116.883 |
| **D | RBC QUBE CUSTOM GLOBAL EQUITY FUND | 0 | 143.586 | 143.586 |
| **D | SUSTAINABLE INFRASTRUCTURE DIVIDEND FUND | 0 | 125.000 | 125.000 |
| **D | UNITED CORPORATIONS LIMITED | 0 | 995.489 | 995.489 |
| **D | NBIMC PUBLIC INFRASTRUCTURE (2017) FUND. | 0 | 184.701 | 184.701 |
| **D | MERCER PRIVATE WEALTH INTERNATIONAL FOCUSED EQUITY POOL | 0 | 36.977 | 36.977 |
| **D | CAISSE DE RETRAITE D'HYDRO-QUEBEC | 0 | 109.559 | 109.559 |
| **D | HEXAVEST WORLD FUND HEXAVEST INC. | 0 | 3.626 | 3.626 |
| **D | DESJARDINS GLOBAL ASSET MANAGEMENT INC. | 0 | 4.462 | 4.462 |
| **D | FONDS COMMUN DE PLACEMENT DES REGIMES DE RETRAITE DE L'UNIVE MAISON OMER-GINGRAS | 0 | 75.121 | 75.121 |
| **D | VPI SUSTAINABILITY LEADERS POOL | 0 | 9.936 | 9.936 |
| **D | VPI GLOBAL EQUITY POOL | 0 | 1.050.000 | 1.050.000 |
| **D | VPI INCOME POOL | 0 | 625.000 | 625.000 |
| **D | E-L FINANCIAL CORPORATION LIMITED | 0 | 1 | 1 |
| **D | BIMCOR GLOBAL EQUITY POOLED FUND | 0 | 37.434 | 37.434 |
| **D | THE WNNIPEG CIVIC EMPLOYEES' PENSION PLAN | 0 | 726.404 | 726.404 |
| **D | BOMBARDIER TRUST (CANADA) REAL RETURN ASSETS FUND | 0 | 394.468 | 394.468 |
| **D | LETKO BROSSEAU INFRASTRUCTURE EQUITY FUND | 0 | 71.025 | 71.025 |
| **D | ECOFIN GLOBAL UTILITIES & INFRASTRUCTURE TRUST PLC. | 0 | 1.790.174 | 1.790.174 |
| **D | WELLINGTON MANAGEMENT COMPANY LLP WELLINGTON TRUST COMPANY N | 0 | 172.596 | 172.596 |
| **D | POINT72 ASSOCIATES LLC. | 0 | 3.000.000 | 3.000.000 |
| **D | AQR ALTERNATIVE TRENDS MASTER ACCOUNT LP | 0 | 57.425 | 57.425 |
| **D | AHL EVOLUTION LTD SHARMAINE BERKELEY ARGONAUT LTD | 0 | 1.069.412 | 1.069.412 |
| **D | DYNAMIC ACWI EX US INC. | 0 | 3.102 | 3.102 |
| **D | DYNAMIC ACWI INC. | 0 | 2.163 | 2.163 |
| **D | AHL ALPHA CORE MASTER LIMITED C/O MAPLES CORPORATE SERVICES LIMITED | 0 | 15.173 | 15.173 |
| **D | GLOBAL RESEARCH EQUITY EXTENDED MASTER FUND (CAYMAN) L.P. C/O OGIER GLOBAL (CAYMAN) LIMITED | 0 | 652.902 | 652.902 |
| **D | POINT72 ASSOCIATES LLC C/O WALKERS CORPORATE LIMITED CAYMAN CORPORATE CENTRE | 0 | 207.446 | 207.446 |
| **D | DYNAMIC GLOBAL ESG INC. | 0 | 282 | 282 |
| **D | STARLIGHT GLOBAL INFRASTRUCTURE LP | 0 | 1.243 | 1.243 |
| **D | LINGOTTO ALTRNVE INVSTMNTS MASTER FND ICV-LNGTTO SPCL OPPOR | 0 | 1.050.000 | 1.050.000 |
| **D | ANDBANK FUNDS FCP ANDBANK BALANCED | 0 | 160.537 | 160.537 |
| **D | SIHF - GLOBAL EQUITY | 0 | 46.403 | 46.403 |
| **D | MAN MULTI-STRATEGY MASTER FUND MAPLES CORPORATE SERVICES LIMITES | 0 | 0 | 0 |
| **D | MICHELLE A. LUND TRUST UAD 11/19/04 MICHELLE LUND TTEE PARAMETRIC FOREIGN ORDINARIES | 0 | 5.831 | 5.831 |
| **D | AMUNDI DIVIDENDO ITALIA | 0 | 1.981.734 | 1.981.734 |
| **D | NAGELWACKERS INSTITUTIONAL EUROPEAN EQUITY | 0 | 190.000 | 190.000 |
| **D | EDR GLOBAL EQUITIES RDT - DBI | 0 | 23.393 | 23.393 |



657

LISTA ESITO DELLE VOTAZIONE

Oggetto: 5.2 Relazione sulla politica di remunerazione e sui compensi corrisposti - Seconda Sezione: relazione sui compensi corrisposti nel 2023 (deliberazione non vincolante) FAVOREVOLI

| Badge | Regione Sociale | Proprio | Delega | Totale |
|-------|---|---------|-----------|-----------|
| **D | CRELAN INVEST BALANCED | 0 | 80.399 | 80.399 |
| **D | CRELAN INVEST CONSERVATIVE | 0 | 10.270 | 10.270 |
| **D | CRELAN INVEST DYNAMIC | 0 | 38.787 | 38.787 |
| **D | AMUNDI SIF GLOBAL ETHICAL EQUITIES | 0 | 6.554 | 6.554 |
| **D | POOL 5 - EQUITY CORE (EX EQUITY EUROPE) | 0 | 2.500.000 | 2.500.000 |
| **D | ESPERIDES - S.A. SICAV-SIF | 0 | 57.341 | 57.341 |
| **D | AMUNDI PRIME UK MID AND SMALL CAP | 0 | 241.977 | 241.977 |
| **D | AMUNDI FUNDS EQUITY EUROLAND SMALL CAP | 0 | 758.678 | 758.678 |
| **D | VF (LUX) - VALLANT EUROPE EQUITIES | 0 | 123.942 | 123.942 |
| **D | AMUNDI FUNDS EQUITY GLOBAL CONSERVATIVE | 0 | 290.984 | 290.984 |
| **D | CSA LOS EUROPE EQUITY | 0 | 234.883 | 234.883 |
| **D | LO FUNDS - ALL ROADS | 0 | 109.960 | 109.960 |
| **D | LOF TARGETNETZERO EUROPE EQUITY | 0 | 71.205 | 71.205 |
| **D | AMUNDI INDEX MSCI EUROPE | 0 | 3.277.178 | 3.277.178 |
| **D | AMUNDI MSCI WORLD CLIMATE TRANSITION CTB | 0 | 44.415 | 44.415 |
| **D | AMUNDI INDEX MSCI WORLD | 0 | 780.575 | 780.575 |
| **D | AMUNDI MSCI EMU ESG LEADERS SELECT | 0 | 6.935.178 | 6.935.178 |
| **D | AMUNDI FUNDS EQUITY EURO RISK PARITY | 0 | 706.441 | 706.441 |
| **D | AMUNDI INDEX FTSE EPRA NAREIT GLOBAL | 0 | 83.425 | 83.425 |
| **D | AMUNDI INDEX EQUITY GLOBAL MULTI SMART ALLOCATION SCIENTIFIC BETA | 0 | 65.884 | 65.884 |
| **D | G FUND - TOTAL RETURN ALL CAP EUROPE | 0 | 736.000 | 736.000 |
| **D | LO FUNDS - ALL ROADS CONSERVATIVE | 0 | 12.552 | 12.552 |
| **D | CPR INVEST-EUROPE SPECIAL SITUATIONS | 0 | 133.335 | 133.335 |
| **D | CPR INVEST-GLOBAL DISRUPTIVE OPPORTUNITIES | 0 | 3.358.639 | 3.358.639 |
| **D | LO FUNDS - ALL ROADS GROWTH | 0 | 74.504 | 74.504 |
| **D | LOF TARGETNETZERO GLOBAL EQUITY | 0 | 32.057 | 32.057 |
| **D | PRIVILEGE - JP MORGAN PAN EUROPEAN FLEXIBLE EQUITY | 0 | 237.782 | 237.782 |
| **D | AMUNDI FUNDS MULTI ASSET CONSERVATIVE | 0 | 91.038 | 91.038 |
| **D | AMUNDI FUNDS GLOBAL PERSPECTIVES | 0 | 5.561 | 5.561 |
| **D | AMUNDI FUNDS - EUROPEAN EQUITY RISK PARITY | 0 | 52.041 | 52.041 |
| **D | AMUNDI FUNDS DYNAMIC MULTI FACTORS EURO | 0 | 1.312.956 | 1.312.956 |
| **D | AMUNDI FUNDS - EUROPEAN EQUITY DYNAMIC MULTI FACTORS | 0 | 276.381 | 276.381 |
| **D | AMUNDI EURO STOXX 50 | 0 | 6.199.196 | 6.199.196 |
| **D | AMUNDI FUNDS DYNAMIC MULTI FACTORS GLOBAL EQUITY - EUROPE | 0 | 33.841 | 33.841 |
| **D | CPR INVEST - GEAR WORLD | 0 | 754.027 | 754.027 |
| **D | AMUNDI ID MSCI EMERGING MARKETS | 0 | 1.255.249 | 1.255.249 |
| **D | AMUNDI PRIME JAPAN | 0 | 6 | 6 |
| **D | AMUNDI INDEX SOLUTIONS - AMUNDI PRIME EUROPE | 0 | 289.599 | 289.599 |
| **D | AMUNDI PRIME EUROZONE | 0 | 259.668 | 259.668 |
| **D | AMUNDI INDEX SOLUTIONS - AMUNDI PRIME GLOBAL | 0 | 946.688 | 946.688 |
| **D | AMUNDI FUNDS EUROPEAN EQUITY TARGET INCO | 0 | 3.956.702 | 3.956.702 |
| **D | AMUNDI FDS GLOBAL MULTI-ASSET TARGET INC | 0 | 20.165 | 20.165 |
| **D | AMUNDI FUNDS GLOBAL EQUITY TARGET INCOME | 0 | 3.720.726 | 3.720.726 |
| **D | AMUNDI FUNDS EUROLAND EQUITY | 0 | 6.499.994 | 6.499.994 |
| **D | AMUNDI FUNDS REAL ASSETS TARGET INCOME | 0 | 325.000 | 325.000 |
| **D | AMUNDI FUNDS TOP EUROPEAN PLAYERS | 0 | 18.087 | 18.087 |
| **D | AMUNDI FUNDS GLOBAL MULTI-ASSET | 0 | 173.867 | 173.867 |
| **D | AMUNDI FDS GLOB MULTI-ASSET CONSERVATIVE | 0 | 432.326 | 432.326 |
| **D | CPR INVEST - FUTUR CITIES | 0 | 207.822 | 207.822 |
| **D | CPR INVEST - MEDTECH | 0 | 1.530.346 | 1.530.346 |

658



Handwritten signature

LISTA ESITO DELLE VOTAZIONE

Oggetto: 5.2 Relazione sulla politica di remunerazione e sui compensi corrisposti nel 2023 (deliberazione non vincolante)
FAVOREVOLI

| Badge | Ragione Sociale | Proprio | Delega | Totale |
|-------|---|---------|-----------|-----------|
| **D | AMUNDI FD EUROPEAN EQUITY ESG IMPROVERS | 0 | 1.114.516 | 1.114.516 |
| **D | AMUNDI MSCI WORLD ESG UNIVERSAL SELECT | 0 | 42.232 | 42.232 |
| **D | AURIS - EVOLUTION EUROPE ISR | 0 | 122.038 | 122.038 |
| **D | AURIS DIVERSIFIED BETA | 0 | 70.000 | 70.000 |
| **D | AMUNDI MSCI WORLD CLIMATE PARIS ALIG PAB | 0 | 97.690 | 97.690 |
| **D | AMUNDI STOXX EUROPE 600 | 0 | 6.162.160 | 6.162.160 |
| **D | AMUNDI MSCI EMU ESG CTB NET ZERO AMBIT | 0 | 842.999 | 842.999 |
| **D | ING ARIA - ING IMPACT FUND DYNAMIC | 0 | 40.955 | 40.955 |
| **D | ING ARIA - ING IMPACT FUND ACTIVE | 0 | 30.396 | 30.396 |
| **D | ING ARIA - ING IMPACT FUND BALANCED | 0 | 37.475 | 37.475 |
| **D | ING ARIA - ING IMPACT FUND MODERATE | 0 | 4.376 | 4.376 |
| **D | IMGP - GLOBAL CORE EQUITY FUND | 0 | 720 | 720 |
| **D | FONDACO LUX SYSTEMATIC EQUITY | 0 | 71.801 | 71.801 |
| **D | ONEMARKETS ALLIANZ GLOBAL EQUITY FUTURE CHAMPIONS FUND | 0 | 135.684 | 135.684 |
| **D | FUTURE ELECTRIFICATION | 0 | 176.312 | 176.312 |
| **D | AMUNDI MSCI EUROPE STRATEGIC AUTONOMY | 0 | 445.418 | 445.418 |
| **D | CPR INVEST - EUROPEAN SMALL CAP ESG CLIMATE NET ZERO AMBITION CTB | 0 | 408.602 | 408.602 |
| **D | AMUNDI INDEX US GOV INFLATION-LINKED BOND | 0 | 323.504 | 323.504 |
| **D | AMUNDI PRIME US TREASURY BOND 0-1 Y | 0 | 347.064 | 347.064 |
| **D | AMUNDI PRIME GLOBAL GOVIES | 0 | 15.447 | 15.447 |
| **D | AMUNDI PRIME EURO CORPORATES | 0 | 20.505 | 20.505 |
| **D | AMUNDI PRIME US TREASURY | 0 | 27.457 | 27.457 |
| **D | LEADERSEL P.M.I | 0 | 1.255.000 | 1.255.000 |
| **D | ONEMARKETS AMUNDI FLEXIBLE INCOME FUND | 0 | 22.400 | 22.400 |
| **D | CLAY FUNDS - CLAY EUROPEAN MULTI ASSETS | 0 | 16.000 | 16.000 |
| **D | CLAY FUNDS - CLAY EUROPEAN MULTI CAPS | 0 | 55.000 | 55.000 |
| **D | CPR INVEST HYDROGEN | 0 | 1.370.165 | 1.370.165 |
| **D | NEF ETHICAL BALANCED DYNAMIC | 0 | 840.533 | 840.533 |
| **D | AURISX ALLIANCEBERNSTEIN GLOBAL EQUITIES | 0 | 16.570 | 16.570 |
| **D | AMUNDI MSCI WORLD | 0 | 4.264.000 | 4.264.000 |
| **D | AMUNDI MSCI EUROPE EX SWITZERLAND | 0 | 753.393 | 753.393 |
| **D | AMUNDI MSCI EUROPE | 0 | 1.937.434 | 1.937.434 |
| **D | AMUNDI FTSE MIB | 0 | 3.901.418 | 3.901.418 |
| **D | AMUNDI FDS EUROPEAN EQUITY GREEN IMPACT | 0 | 754.749 | 754.749 |
| **D | QTRON GLOBAL EQUITY | 0 | 114.664 | 114.664 |
| **D | STRUCTURA - DIVERSIF GROWTH FD-CSA AMUND | 0 | 7.427 | 7.427 |
| **D | CPR INVEST - GLOBAL GOLD MINES | 0 | 2.122.083 | 2.122.083 |
| **D | LUXCELLENCE-HELVETIA EUROP EQUITY | 0 | 96.690 | 96.690 |
| **D | INDEXIQ FACTORS SUSTAINABLE EMU EQUITY | 0 | 3.120 | 3.120 |
| **D | INDEXIQ FACTORS SUSTAINABLE EUROPE EQUITY | 0 | 316.925 | 316.925 |
| **D | CLEOME INDEX - EMU EQUITIES | 0 | 436.932 | 436.932 |
| **D | CLEOME INDEX - WORLD EQUITIES | 0 | 31.428 | 31.428 |
| **D | CLEOME INDEX - EUROPE EQUITIES | 0 | 1.050.829 | 1.050.829 |
| **D | CANDRIAM SUSTAINABLE - EQUITY EUROPE | 0 | 1.319.126 | 1.319.126 |
| **D | CANDRIAM SUSTAINABLE EQUITY EMU | 0 | 904.509 | 904.509 |
| **D | NUCLEAR INVESTMENT FUND 1 | 0 | 458.266 | 458.266 |
| **D | ASR INSTITUT FONDSEN EUR AANDELEN | 0 | 1.315.658 | 1.315.658 |
| **D | ST. PF VOOR DE ARCHITECTENBUREAUS-DME SS | 0 | 91.952 | 91.952 |
| **D | ST. PFV PMA MANDATE BLACKROCK | 0 | 99.794 | 99.794 |
| **D | ST. PF VOOR DE ARCHITECTENBUREAUS-DME AMU | 0 | 105.006 | 105.006 |



LISTA ESITO DELLE VOTAZIONE

Oggetto: 5.2 Relazione sulla politica di remunerazione e sui compensi corrisposti - Seconda Sezione: relazione sui compensi corrisposti nel 2023 (deliberazione non vincolante) FAVOREVOLI

| Badge | Ragione Sociale | Proprio | Delega | Totale |
|-------|--|---------|-----------|-----------|
| **D | STICHTING BPL PENSIOEN MANDAAT BLACKROCK | 0 | 124.354 | 124.354 |
| **D | SPA MANDAT BLACKROCK | 0 | 273.849 | 273.849 |
| **D | STICHTING PENSIOENFONDS SABIC | 0 | 394.000 | 394.000 |
| **D | STICHTING PENSIOENFONDS DSM NEDERLAND | 0 | 876.000 | 876.000 |
| **D | BEVELING MANDAAT SSGA RE AANDELEN | 0 | 86.262 | 86.262 |
| **D | PF WK MANDAT BLACKROCK ESG MANDAT | 0 | 80.517 | 80.517 |
| **D | ST PF FYSIOTHERAPEUTEN UBS AM LTD | 0 | 57.612 | 57.612 |
| **D | ST PF STAPLES MANDAT ALLIANCE CAPITAL | 0 | 44.525 | 44.525 |
| **D | ST PF GASUNIE - GLOBAL EQ MANDAT SSGA | 0 | 149.307 | 149.307 |
| **D | STJUREIG FGR VGZ RE VGZ AANDELENFONDS | 0 | 308.705 | 308.705 |
| **D | CARMIGNAC ALTS ICAV - EUROPEAN LONG SHORT | 0 | 61.620 | 61.620 |
| **D | EDMOND DE ROTHSCHILD FUND INCOME EUROPE | 0 | 233.110 | 233.110 |
| **D | EDMOND DE ROTHSCHILD FUND EQUITY EURO CORE | 0 | 359.800 | 359.800 |
| **D | EDR FUND II - INCOME 2024 | 0 | 26.667 | 26.667 |
| **D | BBVA GLOBAL FUNDS-OLIVO FUND | 0 | 16.815 | 16.815 |
| **D | BBVA DURB INTL TABA DE INV | 0 | 7.750 | 7.750 |
| **D | BBVA DORB INTL EUROPEAN EQUITY FUND | 0 | 45.905 | 45.905 |
| **D | BBVA GLOBAL FUNDS - ENEBRO FUND | 0 | 7.943 | 7.943 |
| **D | BBVA GLOBAL FUNDS - NOGAL FUND | 0 | 22.628 | 22.628 |
| **D | BBVA GLOBAL FUNDS - LAUREL FUND OF FUNDS | 0 | 16.850 | 16.850 |
| **D | BBVA GLOBAL FUNDS - OLMO FUND | 0 | 4.971 | 4.971 |
| **D | BBVA GLOBAL FUNDS - GRANADO FUND | 0 | 5.080 | 5.080 |
| **D | BBVA GLOBAL FUNDS - QUERCUS FUND | 0 | 36.901 | 36.901 |
| **D | BBVA GLOBAL FUNDS - TEJO FUND | 0 | 8.758 | 8.758 |
| **D | BBVA GLOBAL FUNDS - TAMARIZ FUND | 0 | 4.623 | 4.623 |
| **D | NATWEST TDS TST SVS EURO EQ C | 0 | 48.420 | 48.420 |
| **D | SB CIF - ECOFIN ADVISORS | 0 | 63.824 | 63.824 |
| **D | SB CIF - MACQUARIE | 0 | 108.667 | 108.667 |
| **D | MAAF SANTE | 0 | 29.139 | 29.139 |
| **D | MAAF VIE ACTIF GENERAL | 0 | 996.800 | 996.800 |
| **D | GMF ASSURANCES | 0 | 661.388 | 661.388 |
| **D | GMF VIE D | 0 | 2.139.012 | 2.139.012 |
| **D | LA SAUVEGARDE | 0 | 36.792 | 36.792 |
| **D | BPCE IARD | 0 | 64.684 | 64.684 |
| **D | COVEA PROTECTION JURIDIQUE | 0 | 87.820 | 87.820 |
| **D | MMA IARD | 0 | 977.396 | 977.396 |
| **D | FIDELIA ASSISTANCE | 0 | 11.992 | 11.992 |
| **D | CRAMA LOIRE BRETAGNE ACTIONS | 0 | 134.175 | 134.175 |
| **D | AGMF MANDAT ACTION | 0 | 113.096 | 113.096 |
| **D | MANDAT ACTION HGAM | 0 | 606.528 | 606.528 |
| **D | LCL DYNAMIQUE ESG | 0 | 50.394 | 50.394 |
| **D | LCL EQUILIBRE ESG | 0 | 49.521 | 49.521 |
| **D | UNIVERS CNP 1 | 0 | 81.934 | 81.934 |
| **D | FCP CARP - INDO | 0 | 317.920 | 317.920 |
| **D | DIVERSIFIE SOLIDAIRE - JAS HENNESSY & CO | 0 | 12.108 | 12.108 |
| **D | ELITE INTER-PHARMACTIONS | 0 | 58.790 | 58.790 |
| **D | FDRN AMUNDI | 0 | 120.088 | 120.088 |
| **D | ROPS EURO P | 0 | 1.023.892 | 1.023.892 |
| **D | UFF ALLOCATION EQUILIBRE | 0 | 166.038 | 166.038 |
| **D | GPM2A | 0 | 55.374 | 55.374 |



LISTA ESITO DELLE VOTAZIONE

Oggetto: 5.2 Relazione sulla politica di remunerazione e sui compensi corrisposti nel 2023 (deliberazione non vincolante)
FAVOREVOLI

| Badge | Ragione Sociale | Proprio | Delega | Totale |
|-------|--|---------|---------|---------|
| **D | ALLIANZ DIVERSIFIE CAUMARTIN | 0 | 130.000 | 130.000 |
| **D | ADP DIVERSIFIE DYNAMIQUE | 0 | 24.724 | 24.724 |
| **D | HAMELIN LONG/SHORT ACTIONS EUROPE | 0 | 138.683 | 138.683 |
| **D | A.A. - GROUPAMA - ISR | 0 | 919.869 | 919.869 |
| **D | FCP GROUPAMA PHARMA DIVERSIFIE | 0 | 167.000 | 167.000 |
| **D | PORT ROYAL EQUILIBRE | 0 | 90.892 | 90.892 |
| **D | AB CFAO | 0 | 7.939 | 7.939 |
| **D | L.S DYNAMIQUE ET SOLIDAIRE | 0 | 7.535 | 7.535 |
| **D | EPARGNE MODEREE THALES | 0 | 76.852 | 76.852 |
| **D | LV. CHALLENGE | 0 | 279.115 | 279.115 |
| **D | N 1 RENDEMENT EQUILIBRE | 0 | 13.219 | 13.219 |
| **D | AGRIPLAN EXPANSION | 0 | 187.516 | 187.516 |
| **D | AMUNDI LABEL DYNAMIQUE ESR | 0 | 18.843 | 18.843 |
| **D | AMUNDI LABEL PRUDENCE ESR | 0 | 356.697 | 356.697 |
| **D | AMUNDI LABEL EQUILIBRE ESR | 0 | 122.742 | 122.742 |
| **D | CARPIMKO DIVERSIFIE AGI | 0 | 396.710 | 396.710 |
| **D | CONTI INTERNATIONAL | 0 | 150.900 | 150.900 |
| **D | ADVIT ACT EU | 0 | 121.554 | 121.554 |
| **D | AMUNDI PULSACTIONS | 0 | 193.693 | 193.693 |
| **D | SOLIDARITES | 0 | 467.024 | 467.024 |
| **D | CAVEC GROUPAMA DIVERSIFIE | 0 | 47.000 | 47.000 |
| **D | FAGUS | 0 | 205.393 | 205.393 |
| **D | FGV ACTIONS EUROPE LM A | 0 | 681.203 | 681.203 |
| **D | EPARGNE ACTIONS MONDE ISR | 0 | 252.775 | 252.775 |
| **D | CONTI GESTION | 0 | 195.000 | 195.000 |
| **D | ALLOCATION ACTIONS CORE | 0 | 80.468 | 80.468 |
| **D | ROFS-SMART INDEX EURO | 0 | 114.000 | 114.000 |
| **D | VILLIERS DIAPASON | 0 | 704.772 | 704.772 |
| **D | ALLOCATION ACTIONS SATELLITE | 0 | 210.953 | 210.953 |
| **D | PREDICA ISR MONDE - ACTIONS | 0 | 62.804 | 62.804 |
| **D | AP ACTIONS 1 EURO | 0 | 277.973 | 277.973 |
| **D | ARCO QUANT 2 | 0 | 222.637 | 222.637 |
| **D | CARPIMKO ACTIONS LO | 0 | 272.418 | 272.418 |
| **D | WORLD EQUITIES | 0 | 429.012 | 429.012 |
| **D | CL CENTRE MANCHE | 0 | 12.719 | 12.719 |
| **D | GROUPAMA LOIRE BRETAGNE LOCAL 1 | 0 | 17.229 | 17.229 |
| **D | GROUPAMA GRAND EST | 0 | 35.019 | 35.019 |
| **D | GROUPAMA MEDITERRANEE | 0 | 39.453 | 39.453 |
| **D | GROUPAMA NORD EST | 0 | 43.739 | 43.739 |
| **D | FCP DES CAISSES LOCALES GROUPAMA P V D L | 0 | 39.246 | 39.246 |
| **D | WALLON | 0 | 20.089 | 20.089 |
| **D | GROUPAMA NORD EST ACTIONS | 0 | 175.473 | 175.473 |
| **D | GROUPAMA CR GENOVA 1 | 0 | 135.647 | 135.647 |
| **D | MICHELET TUNNEL | 0 | 118.888 | 118.888 |
| **D | GROUPAMA LOIRE BRETAGNE LOCAL 2 | 0 | 89.129 | 89.129 |
| **D | GROUPAMA SELECTION EURO DIVERSIFIE | 0 | 34.033 | 34.033 |
| **D | GAN EUROSTRATEGIE | 0 | 76.737 | 76.737 |
| **D | AMUNDI IPESA ACTIONS | 0 | 130.097 | 130.097 |
| **D | GROUPAMA CR TOTAL RETURN ALL CAP EUROPE | 0 | 105.509 | 105.509 |
| **D | | 0 | 128.000 | 128.000 |



LISTA ESITO DELLE VOTAZIONE

Oggetto: 5.2 Relazione sulla politica di remunerazione e sui compensi corrisposti - Seconda Sezione: relazione sui compensi corrisposti nel 2023 (deliberazione non vincolante) FAVOREVOLI

| Badge | Regione Sociale | Proprio | Delega | Totale |
|-------|---|---------|------------|------------|
| **D | AGRICA ACTIONS OBJETIF SCR | 0 | 550.080 | 550.080 |
| **D | BEL EQUITY EUROPE ESG | 0 | 1.709.013 | 1.709.013 |
| **D | IP ACTIONS EURO | 0 | 99.084 | 99.084 |
| **D | DAN EQUILIBRE | 0 | 35.831 | 35.831 |
| **D | FDJ EQUILIBRE SOLIDAIRE | 0 | 40.816 | 40.816 |
| **D | OPFT | 0 | 18.500 | 18.500 |
| **D | ALLOCATION INVEST EQUITY CORE | 0 | 404.003 | 404.003 |
| **D | AMUNDI EQUILIBRE GLOBAL SOLIDAIRE | 0 | 94.826 | 94.826 |
| **D | PREDIQUANT PREMIUM TITRES VIFS ACTIONS | 0 | 1.792.609 | 1.792.609 |
| **D | STAR PASTEUR | 0 | 315.070 | 315.070 |
| **D | GROUPAMA CR ACTIONS MONDE | 0 | 18.341 | 18.341 |
| **D | EPARGNE SOLIDAIRE EQUILIBRE TH | 0 | 157.113 | 157.113 |
| **D | MONCEAU ACTIONS EEE | 0 | 485.033 | 485.033 |
| **D | INVESTISSEMENT N101 | 0 | 35.126 | 35.126 |
| **D | IRCEC CASSETTE DIVERSIFIE | 0 | 174.139 | 174.139 |
| **D | SAKKARAH 4 | 0 | 134.304 | 134.304 |
| **D | BRIE PICARDIE EQUILIBRE | 0 | 4.191 | 4.191 |
| **D | CENTRE EST EQUILIBRE | 0 | 13.381 | 13.381 |
| **D | PEG AIRBUS ACTIONS | 0 | 214.208 | 214.208 |
| **D | PEG AIRBUS DIVERSIFIE | 0 | 67.314 | 67.314 |
| **D | DIEZE | 0 | 11.850 | 11.850 |
| **D | LCL INVESTISSEMENT DYNAMIQUE ISR | 0 | 44.179 | 44.179 |
| **D | LCL PRUDENCE ESG | 0 | 14.857 | 14.857 |
| **D | MUTACTIONS 21 | 0 | 751.047 | 751.047 |
| **D | GRUPE CEA CROISSANCE FCPE | 0 | 28.202 | 28.202 |
| **D | ORANO DIVERSIFIE EQUILIBRE | 0 | 32.198 | 32.198 |
| **D | FCPE IBM FRANCE F | 0 | 97.019 | 97.019 |
| **D | ERISA ACTION EUROPE N 2 | 0 | 106.191 | 106.191 |
| **D | TOTALENERGIES DIVERSIFIE EQUILIBRE ET SOLIDAIRE | 0 | 164.396 | 164.396 |
| **D | LBPAM ACTIONS DIVIDENDES EUROP | 0 | 179.196 | 179.196 |
| **D | LBPAM ISR STRATEGIE PEA 1 | 0 | 48.353 | 48.353 |
| **D | LBPAM ISR STRATEGIE PEA 2 | 0 | 71.947 | 71.947 |
| **D | LBPAM ISR ACTIONS 80 | 0 | 380.970 | 380.970 |
| **D | LBPAM ISR ACTIONS FOCUS EURO | 0 | 2.521.114 | 2.521.114 |
| **D | LBPAM ISR ACTIONS FOCUS FRANCE | 0 | 237.356 | 237.356 |
| **D | VIVACCIO ISR ACTIONS | 0 | 1.749.235 | 1.749.235 |
| **D | TONI ACTIONS ISR 100 | 0 | 379.572 | 379.572 |
| **D | LBPAM 3 MOIS | 0 | 13.449.091 | 13.449.091 |
| **D | CNP TOCQUEVILLE VALUE EUROPE I | 0 | 781.767 | 781.767 |
| **D | NEUFLIZE VIE OPPORTUNITES | 0 | 160.733 | 160.733 |
| **D | MONGELAS | 0 | 70.047 | 70.047 |
| **D | LBPAM ISR ACTIONS EUROPE 50 | 0 | 1.347.035 | 1.347.035 |
| **D | CNP ASS. NAM ACT. EUR. | 0 | 142.392 | 142.392 |
| **D | AA SGA ACTIONS INDICE EURO | 0 | 2.055.341 | 2.055.341 |
| **D | DASSAULT SYSTEMES ISR MODERE S | 0 | 8.531 | 8.531 |
| **D | HSEC BE ACTIONS RESPONSABLES_F | 0 | 171.972 | 171.972 |
| **D | FGV - ACTIONS EUROPE LM B | 0 | 910.553 | 910.553 |
| **D | ROPS ACTIONS EUROPEENNES 1 | 0 | 525.930 | 525.930 |
| **D | AA. ALLIANZ DIVERSIFIE | 0 | 805.000 | 805.000 |
| **D | FCP ARRCO LONG TERME D | 0 | 823.513 | 823.513 |




662

LISTA ESITO DELLE VOTAZIONE

Oggetto: 5.2 Relazione sulla politica di remunerazione e sui compensi corrisposti nel 2023 (deliberazione non vincolante)
FAVOREVOLI

| Badge | Ragione Sociale | Proprio | Delega | Totale |
|-------|---|---------|-----------|-----------|
| **D | A.A. ODDO TACTIQUE -A- | 0 | 646.980 | 646.980 |
| **D | EGEPARGNE 2 DIVERSIFIE | 0 | 62.719 | 62.719 |
| **D | AA NATIXIS ACTIONS MIN VAR | 0 | 127.754 | 127.754 |
| **D | FCP NATEXIS PERFORMANCE 09 | 0 | 23.570 | 23.570 |
| **D | DUGUAY TROUIN INVESTISSEMENT | 0 | 34.840 | 34.840 |
| **D | CAVEC LA FRANCAISE DIVERSIFIE | 0 | 269.273 | 269.273 |
| **D | CONTI PLACEMENTS | 0 | 113.451 | 113.451 |
| **D | AMUNDI PATRIMOINE | 0 | 215.118 | 215.118 |
| **D | COLOMBES 6 | 0 | 94.800 | 94.800 |
| **D | AMUNDI STRATEGIES ACTIONS EUROPE RISK PARITY | 0 | 5.494 | 5.494 |
| **D | AMUNDI EUROPE EQUITIES | 0 | 249.536 | 249.536 |
| **D | GROUPAMA EURO EQUITIES | 0 | 249.878 | 249.878 |
| **D | RICHELIEU HARMONIES ESG | 0 | 27.000 | 27.000 |
| **D | COVEA SOLIS | 0 | 940.327 | 940.327 |
| **D | FG BALANCED | 0 | 31.727 | 31.727 |
| **D | AMUNDI PATRIMOINE PEA | 0 | 1.711.381 | 1.711.381 |
| **D | STRATEGIE EURO ISR | 0 | 313.843 | 313.843 |
| **D | FINALTIS EFFICIENT BETA EURO | 0 | 17.527 | 17.527 |
| **D | COVEA PATRIMOINE | 0 | 267.850 | 267.850 |
| **D | CPR EUROLAND PREMIUM ESG | 0 | 46.208 | 46.208 |
| **D | INDOSUEZ ALLOCATION PEA | 0 | 635.403 | 635.403 |
| **D | INDOSUEZ EURO RENDEMENT | 0 | 291.263 | 291.263 |
| **D | INDOSUEZ EURO PATRIMOINE | 0 | 1.045.137 | 1.045.137 |
| **D | MYRIA ACTIONS DURABLES EUROPE | 0 | 107.423 | 107.423 |
| **D | PROMEPAR ACTIONS RENDEMENT | 0 | 155.000 | 155.000 |
| **D | KARAMA ETHIQUE | 0 | 15.000 | 15.000 |
| **D | DORVAL CONVICTIONS PEA | 0 | 83.920 | 83.920 |
| **D | DORVAL CONVICTIONS | 0 | 208.949 | 208.949 |
| **D | LCL ACTIONS EURO RESTRUCTURAT EURO (CA) | 0 | 23.498 | 23.498 |
| **D | ATOUT FRANCE CORE | 0 | 186.254 | 186.254 |
| **D | LCL ACTIONS EURO CORE+ | 0 | 242.190 | 242.190 |
| **D | LCL ACTIONS FRANCE CORE PLUS | 0 | 27.023 | 27.023 |
| **D | AMUNDI STRATEGIES ACTIONS EURO RESTRUCTURATIONS | 0 | 130.363 | 130.363 |
| **D | AMUNDI STRATEGIES ACTIONS EURO OPTIM DIV HR | 0 | 19.642 | 19.642 |
| **D | AMUNDI STRATEGIES ACTIONS EURO CORE + | 0 | 355.308 | 355.308 |
| **D | LCL ACTIONS MONDE HORS EUROPE EURO | 0 | 668.705 | 668.705 |
| **D | AMUNDI RENDEMENT PLUS | 0 | 54.655 | 54.655 |
| **D | G FUND WORLD VISION R | 0 | 604.973 | 604.973 |
| **D | G FUND OPPORTUNITIES EUROPE | 0 | 400.000 | 400.000 |
| **D | G FUND EQUITY CONVICTIONS ISR | 0 | 790.016 | 790.016 |
| **D | AMUNDI ACTIONS RESTRUCTURATION | 0 | 75.156 | 75.156 |
| **D | AMUNDI ACTIONS EURO ISR | 0 | 816.837 | 816.837 |
| **D | HYMNOS ISR | 0 | 233.000 | 233.000 |
| **D | AMUNDI EUROPE MONDE | 0 | 293.567 | 293.567 |
| **D | AMUNDI RESA ACTIONS EUROPE | 0 | 6.259 | 6.259 |
| **D | AMUNDI ACTIONS EUROPE ISR | 0 | 106.362 | 106.362 |
| **D | COVEA ACTIONS RENDEMENT | 0 | 1.133.332 | 1.133.332 |
| **D | AMUNDI EURO EQUITY ESR | 0 | 2.912.751 | 2.912.751 |
| **D | ASSURDIX | 0 | 685.596 | 685.596 |
| **D | ORIGIEN DYNAMIQUE | 0 | 163 | 163 |



LISTA ESITO DELLE VOTAZIONE

Oggetto: 5.2 Relazione sulla politica di remunerazione e sui compensi corrisposti - Seconda Sezione: relazione sui compensi corrisposti nel 2023 (deliberazione non vincolante) FAVOREVOLI

| Badge | Ragione Sociale | Proprio | Delega | Totale |
|-------|---|---------|-----------|-----------|
| **D | SELECTION EURO CLIMAT JANVIER 2024 | 0 | 166.481 | 166.481 |
| **D | OFI INVEST ESG ACTIONS INTERNATIONALES | 0 | 5.413 | 5.413 |
| **D | SELECTION EURO CLIMAT (SEPTEMBRE 2023) | 0 | 102.151 | 102.151 |
| **D | SELECTION EURO CLIMAT (MAY2023) | 0 | 62.245 | 62.245 |
| **D | SELECTION EURO CLIMAT (JANVIER 2023) | 0 | 123.799 | 123.799 |
| **D | TA-ITA AZIONI | 0 | 27.298 | 27.298 |
| **D | PREVAAL ACTIONS EU | 0 | 550.000 | 550.000 |
| **D | GLOBAL MULTI-FACTOR EQUITY FUND | 0 | 529.722 | 529.722 |
| **D | SELECTION EURO CLIMAT (SEPTEMBRE 2022) | 0 | 318.707 | 318.707 |
| **D | AMUNDI ETF MSCI EUROPE ENERGY | 0 | 150.284 | 150.284 |
| **D | IMPROVING EUROPEAN MODELS SRI | 0 | 183.000 | 183.000 |
| **D | LBPAM ISR ACTIONS EURO MIN VOL | 0 | 22.317 | 22.317 |
| **D | HSBC RESPONSIBLE INVESTMENT FUNDS - SRI BALANCED | 0 | 20.574 | 20.574 |
| **D | HSBC RESPONSIBLE INVESTMENT FUNDS - SRI DYNAMIC | 0 | 49.748 | 49.748 |
| **D | HSBC RESPONSIBLE INVESTMENT FUNDS - SRI MODERATE | 0 | 30.631 | 30.631 |
| **D | HSBC ACTIONS MONDE | 0 | 221.065 | 221.065 |
| **D | HSBC EUROPE EQUITY INCOME | 0 | 480.139 | 480.139 |
| **D | HSBC ACTIONS EUROPE | 0 | 615.538 | 615.538 |
| **D | HSBC RESPONSIBLE INVESTMENT FUNDS - SRI EUROLAND EQUITY | 0 | 812.688 | 812.688 |
| **D | TOCOQUEVILLE VALUE EUROPE ISR | 0 | 957.432 | 957.432 |
| **D | LBPAM ISR PRO ACTIONS EURO | 0 | 800.000 | 800.000 |
| **D | TOCOQUEVILLE VALUE EURO ISR | 0 | 4.140.147 | 4.140.147 |
| **D | OSTRUM SRI EUROPE EQUITY | 0 | 658.385 | 658.385 |
| **D | CNP ASSUR VALUE ET MOMENTUM | 0 | 62.371 | 62.371 |
| **D | OSIRUM SRI EURO MINVOL EQUITY | 0 | 73.585 | 73.585 |
| **D | MULTI ACTIFS DURABLES | 0 | 9.559 | 9.559 |
| **D | EDMOND DE ROTHSCHILD ASSET MANAGEMENT (EDRAM) | 0 | 13.259 | 13.259 |
| **D | EDR SICAV - EQUITY EURO SOLVE | 0 | 344.749 | 344.749 |
| **D | EDR SICAV - EURO SUSTAINABLE EQUITY | 0 | 1.992.790 | 1.992.790 |
| **D | PSM | 0 | 34.600 | 34.600 |
| **D | CNP ASSUR EDRAM ACTIONS EUROPE | 0 | 339.370 | 339.370 |
| **D | LO IS (CH) - TARGETNETZERO GLOBAL EX-CH EQUITY | 0 | 6.521 | 6.521 |
| **D | HELVETIA I EUROPA | 0 | 131.988 | 131.988 |
| **D | FCP CARAC CHATEAU | 0 | 604.420 | 604.420 |
| **D | ING DIRECT FONDO NARANJA CONSERVADOR FI | 0 | 5.842 | 5.842 |
| **D | ING DIRECT FONDO NARANJA DINAMICO FI | 0 | 49.892 | 49.892 |
| **D | ING DIRECT FONDO NARANJA EUROSIOX 50 FI | 0 | 471.450 | 471.450 |
| **D | ING DIRECT FONDO NARANJA MODERADO FI | 0 | 34.373 | 34.373 |
| **D | INVERACTIVO CONFIANZA FI | 0 | 17.573 | 17.573 |
| **D | MI PROYECTO SANTANDER SOSTENIBLE 2025 PENSIONES FP | 0 | 43.757 | 43.757 |
| **D | MI PROYECTO SANTANDER SOSTENIBLE PENSIONES 2035 F.P. | 0 | 103.755 | 103.755 |
| **D | MI PROYECTO SANTANDER SOSTENIBLE PENSIONES 2040 F.P. | 0 | 76.827 | 76.827 |
| **D | MI PROYECTO SANTANDER SOSTENIBLE PENSIONES 2045 F.P. | 0 | 36.715 | 36.715 |
| **D | SANTANDER AHORRO 28 FP | 0 | 14.000 | 14.000 |
| **D | SANTANDER ASG RENTA VARIABLE EUROPA PENSIONES | 0 | 1.240.840 | 1.240.840 |
| **D | SANTANDER COLECTIVO RENTA FIJA MIXTA 2 FP | 0 | 29.944 | 29.944 |
| **D | SANTANDER DIVIDENDO EUROPA FI | 0 | 2.181.543 | 2.181.543 |
| **D | SANTANDER DIVIDENDO PENSIONES FP | 0 | 1.041.092 | 1.041.092 |
| **D | SANTANDER PREVISION COLECTIVA EPS | 0 | 6.219 | 6.219 |
| **D | SANTANDER RESPONSABILIDAD SOLIDARIO FI | 0 | 186.232 | 186.232 |

Handwritten signature

Handwritten signature

666



LISTA ESITO DELLE VOTAZIONE

Oggetto: 5.2 Relazione sulla politica di remunerazione e sui compensi corrisposti - Seconda Sezione: relazione sui compensi corrisposti nel 2023 (deliberazione non vincolante)
FAVOREVOLI

| Badge | Ragione Sociale | Proprio | Delega | Totale |
|-------|--|---------|------------|------------|
| **D | SANTANDER SOSTENIBILE ACCIONES FI | 0 | 1.731.841 | 1.731.841 |
| **D | SANTANDER SOSTENIBILE CRECIMIENTO FI | 0 | 725.943 | 725.943 |
| **D | SANTANDER SOSTENIBILE EVOLUCION FI | 0 | 688.058 | 688.058 |
| **D | SANTANDER SOSTENIBILE RENTA VARIABLE GLOBAL PENSTONES FP | 0 | 718.119 | 718.119 |
| **D | MI PROYECTO SANTANDER SOSTENIBILE PENSTONES 2030 F.P. | 0 | 110.507 | 110.507 |
| **D | SANTANDER PREVISION 1 EPSV INDIVIDUAL 3 | 0 | 95.295 | 95.295 |
| **D | SANTANDER PREVISION 1 EPSV INDIVIDUAL 2 | 0 | 22.030 | 22.030 |
| **D | SANTANDER PREVISION 1 EPSV INDIVIDUAL 1 | 0 | 6.745 | 6.745 |
| **D | MEDIOLANUM GESTIONE FONDI SGR - FLESSIBILE FUTURO ITALIA | 0 | 20.600.000 | 20.600.000 |
| **D | MEDIOLANUM GESTIONE FONDI SGR - FLESSIBILE SVILUPPO ITALIA | 0 | 4.500.000 | 4.500.000 |
| **D | MEDIOLANUM VITA S.P.A. | 0 | 2.720.000 | 2.720.000 |
| **D | ALLEANZA ASSICURAZIONI SPA | 0 | 1.980.424 | 1.980.424 |
| **D | CANADA PENSION PLAN INVESTMENT BOARD (CPPIB) | 0 | 2.498.161 | 2.498.161 |
| **D | ISHARES CORE EURO STOXX 50 UCITS ETF (DE) | 0 | 14.561.553 | 14.561.553 |
| **D | ISHARES DOW JONES EUROZONE SUSTAINABILITY SCREENED UCITS ETF DE | 0 | 429.786 | 429.786 |
| **D | ISHARES EURO STOXX UCITS ETF (DE) | 0 | 2.971.554 | 2.971.554 |
| **D | ISHARES STOXX EUROPE 50 UCITS ETF (DE) | 0 | 170.631 | 170.631 |
| **D | ISHARES STOXX EUROPE LARGE 200 UCITS ETF (DE) | 0 | 78.048 | 78.048 |
| **D | ISHARES STOXX EUROPE 600 UCITS ETF (DE) | 0 | 4.712.041 | 4.712.041 |
| **D | ISHARES STOXX EUROPE 600 UTILITIES UCITS ETF DE | 0 | 6.234.677 | 6.234.677 |
| **D | ISHARES II PUBLIC LIMITED COMPANY | 0 | 20.098.746 | 20.098.746 |
| **D | ISHARES III PUBLIC LIMITED COMPANY | 0 | 1.829.304 | 1.829.304 |
| **D | ISHARES IV PUBLIC LIMITED COMPANY | 0 | 15.618.909 | 15.618.909 |
| **D | ISHARES VI PUBLIC LIMITED COMPANY | 0 | 21.041.221 | 21.041.221 |
| **D | FLOURISH INVESTMENT CORPORATION | 0 | 139.389 | 139.389 |
| **D | DIVERSIFIED EQUITY MASTER PORTFOLIO OF MASTER INV PORTFOLIO | 0 | 5.017.196 | 5.017.196 |
| **D | TOTAL INTERNATIONAL EX U.S. INDEX MASTER PORTFOLIO OF MASTER INV | 0 | 27.892 | 27.892 |
| **D | INTERNATIONAL TILTS MASTER PORTFOLIO OF MASTER INVESTMENT PORTFO | 0 | 609.625 | 609.625 |
| **D | EURIZON FUND | 0 | 120.163 | 120.163 |
| **D | EURIZON INVESTMENT SICAV | 0 | 14.765.199 | 14.765.199 |
| **D | INSTITUTIONAL SOLUTIONS FUND FCP-SIF | 0 | 1.821.891 | 1.821.891 |
| **D | ALLIANZ AZIONI ITALIA ALL STARS LL STARS | 0 | 138.378 | 138.378 |
| **D | ALLIANZ ITALIA 50 SPECIAL | 0 | 3.700.000 | 3.700.000 |
| **D | THE MONETARY AUTHORITY OF SINGAPORE | 0 | 100.000 | 100.000 |
| **D | ALLIANZ VALEURS DURABLES | 0 | 218.607 | 218.607 |
| **D | ALLIANZ ACTIONS EURO INNOVATION | 0 | 3.000.000 | 3.000.000 |
| **D | ABN AMRO FUNDS | 0 | 375.192 | 375.192 |
| **D | THE MONETARY AUTHORITY OF SINGAPORE MAS | 0 | 4.445.953 | 4.445.953 |
| **D | ISHARES MSCI EAFE INTERNATIONALINDEX FUND | 0 | 7.700 | 7.700 |
| **D | BLACKROCK UTILITIES INFRASTRUCTURE AND POWER OPPORTUNITIES TRUST | 0 | 4.794.194 | 4.794.194 |
| **D | ISHARES MSCI ACWI ETF | 0 | 2.666.525 | 2.666.525 |
| **D | ISHARES MSCI ACWI EX U.S. ETF | 0 | 1.942.862 | 1.942.862 |
| **D | ISHARES GLOBAL UTILITIES ETF | 0 | 1.429.845 | 1.429.845 |
| **D | ISHARES MSCI EUROZONE ETF | 0 | 630.045 | 630.045 |
| **D | ISHARES EUROPE ETF | 0 | 11.091.890 | 11.091.890 |
| **D | ISHARES MSCI EAFE ETF | 0 | 1.223.994 | 1.223.994 |
| **D | ISHARES MSCI EAFE VALUE ETF | 0 | 25.666.002 | 25.666.002 |
| **D | ISHARES MSCI KOKUSAI ETF | 0 | 16.992.076 | 16.992.076 |
| **D | ISHARES GLOBAL INFRASTRUCTURE ETF | 0 | 27.774 | 27.774 |
| **D | | 0 | 11.256.059 | 11.256.059 |



LISTA ESITO DELLE VOTAZIONE

Oggetto: 5.2 Relazione sulla politica di remunerazione e sui compensi corrisposti - Seconda Sezione: relazione sui compensi corrisposti nel 2023 (deliberazione non vincolante)
FAVOREVOLI


| Badge | Ragione Sociale | Proprio | Delega | Totale |
|-------|--|---------|------------|------------|
| **D | ISHARES MSCI ITALY ETF | 0 | 5.927.488 | 5.927.488 |
| **D | ISHARES INTERNATIONAL SELECT DIVIDEND ETF | 0 | 17.197.329 | 17.197.329 |
| **D | ISHARES PARIS-ALIGNED CLIMATE MSCI WORLD EX USA ETF | 0 | 11.220 | 11.220 |
| **D | ISHARES CORE MSCI EUROPE ETF | 0 | 3.196.905 | 3.196.905 |
| **D | ISHARES INTERNATIONAL EQUITY FACTOR ETF | 0 | 331.137 | 331.137 |
| **D | ISHARES MSCI GLOBAL MULTIFACTORETF | 0 | 16.871 | 16.871 |
| **D | ISHARES MSCI INTL MOMENTUM FACTOR ETF | 0 | 1.741.552 | 1.741.552 |
| **D | ISHARES MSCI INTL VALUE FACTOR ETF | 0 | 1.656.426 | 1.656.426 |
| **D | ISHARES MSCI INTL SIZE FACTOR ETF | 0 | 773 | 773 |
| **D | ISHARES INTERNATIONAL DIVIDEND GROWTH ETF | 0 | 2.970.509 | 2.970.509 |
| **D | ISHARES ESG AWARE MSCI EAFE ETF | 0 | 5.068.596 | 5.068.596 |
| **D | ISHARES MSCI WORLD ETF | 0 | 424.122 | 424.122 |
| **D | ISHARES CORE MSCI EAFE ETF | 0 | 48.148.139 | 48.148.139 |
| **D | ISHARES CORE MSCI TOTAL INTERNATIONAL STOCK ETF | 0 | 9.572.824 | 9.572.824 |
| **D | ISHARES CORE MSCI INTERNATIONALDEVELOPED MARKETS ETF | 0 | 4.928.369 | 4.928.369 |
| **D | ISHARES CORE MSCI EAFE IMI INDEX ETF | 0 | 2.424.955 | 2.424.955 |
| **D | ISHARES MSCI EUROPE IMI INDEX ETF | 0 | 151.285 | 151.285 |
| **D | ISHARES ESG AWARE MSCI EAFE INDEX ETF | 0 | 90.354 | 90.354 |
| **D | ISHARES INTERNATIONAL FUNDAMENTAL INDEX ETF | 0 | 90.786 | 90.786 |
| **D | ISHARES GLOBAL MONTHLY DIVIDENDINDEX ETF (CAD-HEGDGED) | 0 | 121.635 | 121.635 |
| **D | BLACKROCK WORLD EX US CARBON TRANSITION READINESS ETF | 0 | 337.540 | 337.540 |
| **D | BLACKROCK FUTURE CLIMATE AND SUSTAINABLE ECONOMY ETF | 0 | 9.763 | 9.763 |
| **D | NEW AIRWAYS PENSION SCHEME | 0 | 16.551 | 16.551 |
| **D | STATE STREET INTERNATIONAL EQUITIES INDEX TRUST LEVEL 15 | 0 | 64.868 | 64.868 |
| **D | STATE STREET GLOBAL INDEX PLUS TRUST | 0 | 3.968 | 3.968 |
| **D | ALLIANZ EPARGNE ACTIONS ISR SOLIDAIRE | 0 | 212.187 | 212.187 |
| **D | ALLIANZ ACTIONS EURO CONVICTIONS | 0 | 940.000 | 940.000 |
| **D | BLACKROCK ASSET MANAGEMENT SCHWEIZ AG FOR ISHARES WORLD EX SWITZERLAND ESG SCREENED EQUITY INDEX | 0 | 340.383 | 340.383 |
| **D | ISHARES WORLD EX SWITZERLAND EQUITY INDEX FUND II (CH) | 0 | 59.581 | 59.581 |
| **D | INTERNATIONAL MONETARY FUND | 0 | 203.528 | 203.528 |
| **D | TEACHER RETIREMENT SYSTEM OF TEXAS | 0 | 276.355 | 276.355 |
| **D | FUNDO DE SEGURANCA SOCIAL DO GOVERNO DA REGIAO ADMINISTRATIVA ESPECIAL DE MACAU | 0 | 6.412.414 | 6.412.414 |
| **D | DWS INVESTMENT GMBH FOR DWS SACHWERTE | 0 | 164.863 | 164.863 |
| **D | DWS INVESTMENT GMBH FOR ALBATROS FONDS | 0 | 231.144 | 231.144 |
| **D | DWS INVESTMENT GMBH FOR DWS TOPDIVIDENDE | 0 | 18.685 | 18.685 |
| **D | DWS INVESTMENT GMBH FOR E ON AKTIENFONDS DWS | 0 | 55.827 | 55.827 |
| **D | DWS INVESTMENT GMBH FOR LOEWEN AKTIENFONDS | 0 | 33.087.582 | 33.087.582 |
| **D | DWS INVESTMENT GMBH FOR GOTTlieb DAIMLER AKTIENFONDS DWS | 0 | 75.000 | 75.000 |
| **D | DWS INVESTMENT GMBH FOR DWS QI EUROZONE EQUITY | 0 | 55.000 | 55.000 |
| **D | DWS INVESTMENT GMBH FOR DWS DYNAMIC OPPORTUNITIES | 0 | 507.773 | 507.773 |
| **D | DWS INVESTMENT GMBH FOR CAPITALGROWTH FUND | 0 | 59.285 | 59.285 |
| **D | DWS INVESTMENT GMBH FOR MULTIINDEX EQUITY FUND | 0 | 9.500.000 | 9.500.000 |
| **D | DWS INVESTMENT GMBH FOR DWS ESGSTIFTUNGSFONDS | 0 | 2.600.000 | 2.600.000 |
| **D | STATE STREET GLOBAL ADVISORS LUXEMBOURG SICAV | 0 | 70.581 | 70.581 |
| **D | UBS LUX FUND SOLUTIONS | 0 | 650.000 | 650.000 |
| **D | DWS ESG MULTI ASSET INCOME KONTROLLIERT | 0 | 2.874.063 | 2.874.063 |
| **D | ARERO - DER WELTFONDS - ESG | 0 | 7.889.611 | 7.889.611 |
| **D | MULTIFLEX SICAV | 0 | 670.242 | 670.242 |
| **D | | 0 | 230.802 | 230.802 |
| **D | | 0 | 29.507 | 29.507 |



LISTA ESITO DELLE VOTAZIONE

Oggetto: 5.2 Relazione sulla politica di remunerazione e sui compensi corrisposti - Seconda Sezione: relazione sui compensi corrisposti nel 2023 (deliberazione non vincolante)
FAVOREVOLI

| Badge | Ragione Sociale | Proprio | Delega | Totale |
|-------|---|---------|------------|------------|
| **D | MULTIBRAND SICAVSIF | 0 | 37.750 | 37.750 |
| **D | EURIZON AM SICAV | 0 | 1.684.893 | 1.684.893 |
| **D | DWS FIXED MATURITY | 0 | 20.000 | 20.000 |
| **D | DWS INVESTMENT SA FOR DWS MULTIOPPORTUNITIES | 0 | 514.264 | 514.264 |
| **D | DWS ESG EUROPEAN EQUITIES | 0 | 402.478 | 402.478 |
| **D | DWS GARANT | 0 | 82.140 | 82.140 |
| **D | MFS MERIDIAN FUNDS | 0 | 3.337 | 3.337 |
| **D | DWS INVEST | 0 | 10.430.074 | 10.430.074 |
| **D | M&G (LUX) INVESTMENT FUNDS 1 | 0 | 7.377.049 | 7.377.049 |
| **D | PINEBRIDGE INVESTMENTS FCP RAIF | 0 | 79.902 | 79.902 |
| **D | GOLDMAN SACHS FUNDS II | 0 | 682.064 | 682.064 |
| **D | GOLDMAN SACHS FUNDS | 0 | 3.779.095 | 3.779.095 |
| **D | EURIZON NEXT 2.0 | 0 | 1.616.065 | 1.616.065 |
| **D | EPSILON FUND | 0 | 1.622.092 | 1.622.092 |
| **D | XTRACKERS | 0 | 25.079.614 | 25.079.614 |
| **D | DWS CONCEPT | 0 | 12.500.000 | 12.500.000 |
| **D | BLACKROCK STRATEGIC FUNDS | 0 | 3.886.937 | 3.886.937 |
| **D | BLACKROCK GLOBAL INDEX FUNDS | 0 | 509.711 | 509.711 |
| **D | AXA WORLD FUNDS SICAV | 0 | 2.033.336 | 2.033.336 |
| **D | ALLIANZ GLOBAL INVESTORS FUND | 0 | 14.068.018 | 14.068.018 |
| **D | MONEY MATE MODERAT | 0 | 12.512 | 12.512 |
| **D | MONEY MATE ENTSCLOSSEN | 0 | 20.097 | 20.097 |
| **D | MONEY MATE MUTIG | 0 | 7.465 | 7.465 |
| **D | AZ EURO INVESTMENTS S.A. | 0 | 1.305.330 | 1.305.330 |
| **D | VERMOGENSMANAGEMENT DIVIDENDENSTARS | 0 | 465.500 | 465.500 |
| **D | ALLIANZ EUROPEAN PENSION INVESTMENTS | 0 | 3.104.813 | 3.104.813 |
| **D | ALLIANZ FINANZPLAN 2050 | 0 | 64.345 | 64.345 |
| **D | PREMIUMMANDAT BALANCE | 0 | 46.718 | 46.718 |
| **D | PREMIUMMANDAT DYNAMIK | 0 | 91.290 | 91.290 |
| **D | ALLIANZ STIFTUNGSFONDS NACHHALTIGKEIT | 0 | 49.748 | 49.748 |
| **D | ALLIANZ FINANZPLAN 2025 | 0 | 5.403 | 5.403 |
| **D | ALLIANZ FINANZPLAN 2030 | 0 | 15.474 | 15.474 |
| **D | ALLIANZ FINANZPLAN 2035 | 0 | 27.403 | 27.403 |
| **D | ALLIANZ FINANZPLAN 2040 | 0 | 42.601 | 42.601 |
| **D | ALLIANZ FINANZPLAN 2045 | 0 | 53.733 | 53.733 |
| **D | METALLENTE FONDS PORTFOLIO | 0 | 80.331 | 80.331 |
| **D | UNIVERSALINVESTMENTGESELLSCHAFTMBH FOR UIFONDS AKTIEN WORLD ESG | 0 | 56.551 | 56.551 |
| **D | UNIVERSALINVESTMENTGESELLSCHAFTMBH FOR CTWI 1 UI | 0 | 23.125 | 23.125 |
| **D | UNIVERSALINVESTMENTGESELLSCHAFTMBH FOR HL RESERVEFONDS | 0 | 14.968 | 14.968 |
| **D | UNIVERSAL-INVESTMENT-GESELLSCHAFT MBH FOR SAARSCHELEIFE-FONDS | 0 | 61.000 | 61.000 |
| **D | THORNBURG GLOBAL INVESTMENT PLC | 0 | 298.311 | 298.311 |
| **D | THORNBURG INTERNATIONAL EQUITY FUND | 0 | 8.772.378 | 8.772.378 |
| **D | THORNBURG INVESTMENT INCOME BUILDER FUND | 0 | 54.201.371 | 54.201.371 |
| **D | THORNBURG BETTER WORLD INTERNATIONAL FUND | 0 | 1.321.818 | 1.321.818 |
| **D | THORNBURG INCOME BUILDER OPPORTUNITIES TRUST | 0 | 2.405.127 | 2.405.127 |
| **D | DWS INVESTMENT GMBH FOR DEAM FONDS BBS | 0 | 20.719 | 20.719 |
| **D | ALLIANZ GLOBAL INVESTORS GMBH FOR ALLIANZGIFONDS INDU | 0 | 21.200 | 21.200 |
| **D | RUSSELL INVESTMENTS TRUST COMPANY COMMINGLED EMPLOYEE BENEFIT FUNDS TRUST | 0 | 979.727 | 979.727 |
| **D | IBM RETIREMENT PLAN | 0 | 27.404 | 27.404 |
| **D | AB VPSF AB GLOBAL RISK ALLOCATIONMODERATE PORTFOLIO | 0 | 89.281 | 89.281 |




LISTA ESITO DELLE VOTAZIONE

Oggetto: 5.2 Relazione sulla politica di remunerazione e sui compensi corrisposti nel 2023 (deliberazione non vincolante)
FAVOREVOLI

| Badge | Regione Sociale | Proprio | Delega | Totale |
|-------|--|---------|------------|------------|
| **D | AB GLOBAL RISK ALLOCATION FUND INC | 0 | 10.639 | 10.639 |
| **D | JOHN HANCOCK LIFE AND HEALTH INSURANCE COMPANY | 0 | 471.000 | 471.000 |
| **D | THE MASTER TRUST BANK OF JAPAN LTD RE: HITACHI FOREIGN EQUITY INDEX MOTHER FUND | 0 | 181.629 | 181.629 |
| **D | SPDR MSCI WORLD QUALITY MIX FUND | 0 | 5.010 | 5.010 |
| **D | COMMONFUND STRATEGIC SOLUTIONS GLOBAL EQUITY, LLC | 0 | 86.728 | 86.728 |
| **D | ALLIANZBERNSTEIN I.P. | 0 | 2.804 | 2.804 |
| **D | AB BOND FUND INC AB ALL MARKETREAL RETURN PORTFOLIO | 0 | 44.630 | 44.630 |
| **D | AB COLLECTIVE INVESTMENT TRUST SERIES | 0 | 3.565 | 3.565 |
| **D | AB VARIABLE PRODUCTS SERIES FUND INC. - AB DYNAMIC ASSET AL LOCATION PORTFOLIO | 0 | 20.052 | 20.052 |
| **D | ALLIANZBERNSTEIN VARIABLE PRODUCTS SERIES, INC. INTERNATIONAL VALUE PORTFOLIO | 0 | 681.817 | 681.817 |
| **D | GOLDMAN SACHS TRUST GOLDMAN SACHS CLEAN ENERGY INCOME FUND | 0 | 50.271 | 50.271 |
| **D | GOLDMAN SACHS TRUST GOLDMAN SACHS GLOBAL MANAGED BETA FUND | 0 | 19.476 | 19.476 |
| **D | GOLDMAN SACHS GQG PARTNERS INT OPPORTUNITIES FND | 0 | 82.777.696 | 82.777.696 |
| **D | UNIVERSAL-INVESTMENT-GESELLSCHAFT MBH FOR ARBOR I UI | 0 | 175.732 | 175.732 |
| **D | IEM 401(K) PLUS PLAN TRUST | 0 | 1.582.904 | 1.582.904 |
| **D | GOLDMAN SACHS TRUST - GOLDMAN SACHS ABSOLUTE RETURN TRACKER FUND | 0 | 277.360 | 277.360 |
| **D | GOLDMAN SACHS TRUST - GOLDMAN SACHS INTERNATIONAL EQUITY DIVIDEND AND PREMIUM FUND | 0 | 47.076 | 47.076 |
| **D | GOLDMAN SACHS TRUST II- GOLDMAN SACHS MULTI-MANAGER GLOBAL EQUITY FUND | 0 | 320.985 | 320.985 |
| **D | GOLDMAN SACHS TRUST II MULTIMANAGER INTERNATIONAL EQUITY FUND | 0 | 1.757.862 | 1.757.862 |
| **D | LAZARD ASSET MANAGEMENT LLC | 0 | 260 | 260 |
| **D | LAZARD REAL ASSETS PORTFOLIO | 0 | 9.252 | 9.252 |
| **D | MFS DEVELOPMENT FUNDS, LLC | 0 | 1.157 | 1.157 |
| **D | MFS VARIABLE INSURANCE TRUST MFS UTILITIES SERIES | 0 | 3.665.085 | 3.665.085 |
| **D | THE STATE OF NEVADA | 0 | 33.249 | 33.249 |
| **D | PUTNAM DYNAMIC ASSET ALLOCATIONEQUITY FUND | 0 | 1.986 | 1.986 |
| **D | INTERNATIONAL PAPER COMPANY COMMINGLED INVESTMENT GROUP TRUST | 0 | 907.966 | 907.966 |
| **D | UNIVERSAL INVESTMENT GESELLSCHAFT MBH FOR KEPT UNIVERSAL FUNDS | 0 | 303.535 | 303.535 |
| **D | COHEN & STEERS, INC. | 0 | 994 | 994 |
| **D | PUTNAM RETIREMENT ADVANTAGE GAAINCOME STRATEGIES PORTFOLIO | 0 | 68.281 | 68.281 |
| **D | PUTNAM RETIREMENT ADVANTAGE GAAREQUITY PORTFOLIO | 0 | 63.401 | 63.401 |
| **D | PUTNAM DYNAMIC ASSET ALLOCATIONBALANCED FUND | 0 | 166.768 | 166.768 |
| **D | PUTNAM DYNAMIC ASSET ALLOCATIONCONSERVATIVE FUND | 0 | 40.998 | 40.998 |
| **D | PUTNAM RETIREMENT ADVANTAGE GAAGROWTH PORTFOLIO | 0 | 238.574 | 238.574 |
| **D | PUTNAM RETIREMENT ADVANTAGE GAABALANCE PORTFOLIO | 0 | 110.502 | 110.502 |
| **D | PUTNAM RETIREMENT ADVANTAGE GAACONSERVATIVE PORTFOLIO | 0 | 32.478 | 32.478 |
| **D | UNIVERSALINVESTMENTGESELLSCHAFTMBH FOR PROUFONDS SAA | 0 | 12.497 | 12.497 |
| **D | FIDELITY RUTLAND SQUARE TRUST II STRATEGIC ADVISERS INT FUND | 0 | 767.551 | 767.551 |
| **D | FIDELITY INVESTMENT TRUST FIDELITY SERIES SUSTAINABLE NON-U.S.DEVELOPED MARKETS FUND | 0 | 5.045.103 | 5.045.103 |
| **D | AB TRUST - AB INTERNATIONAL VALUE FUND | 0 | 368 | 368 |
| **D | JOHN HANCOCK VARIABLE INSURANCE TRUST STRAT EQ ALLOCATION TRUST | 0 | 255.770 | 255.770 |
| **D | JOHN HANCOCK INFRASTRUCTURE FUND | 0 | 1.094.073 | 1.094.073 |
| **D | JOHN HANCOCK TRUST COMPANY COLLECTIVE INVESTMENT TRUST | 0 | 2.462.808 | 2.462.808 |
| **D | JOHN HANCOCK MULTIFACTOR DEVELOPED INTERNATIONAL ETF | 0 | 419.651 | 419.651 |
| **D | ARKWRIGHT, LLC | 0 | 226.477 | 226.477 |
| **D | SCHWAB INTERNATIONAL CORE EQUITY FUND | 0 | 36.285 | 36.285 |
| **D | SCHWAB INTERNATIONAL DIVIDEND EQUIT Y ETF | 0 | 1.069.993 | 1.069.993 |
| **D | SCHWAB INTERNATIONAL EQUITY ETF | 0 | 4.720.967 | 4.720.967 |
| **D | SCHWAB FUNDAMENTAL INTERNATIONAL LARGE COMPANY INDEX ETF | 0 | 14.028.515 | 14.028.515 |
| **D | SCHWAB INTERNATIONAL OPPORTUNITIES FUND | 0 | 8.644.745 | 8.644.745 |
| **D | | 0 | 172.646 | 172.646 |



LISTA ESITO DELLE VOTAZIONE

Oggetto: 5.2 Relazione sulla politica di remunerazione e sui compensi corrisposti - Seconda Sezione: relazione sui compensi corrisposti nel 2023 (deliberazione non vincolante) FAVOREVOLI

| Badge | Ragione Sociale | Proprio | Delega | Totale |
|-------|--|---------|------------|------------|
| **D | CATHOLIC INVESTMENT TRUST OF ARLINGTON | 0 | 52.927 | 52.927 |
| **D | HC CAPITAL TRUST- THE INSTITUTIONAL INTERNATIONAL EQUITY PORTFOL | 0 | 355.080 | 355.080 |
| **D | HC CAPITAL TRUST- THE INTERNATIONAL EQUITY PORTFOLIO | 0 | 47.935 | 47.935 |
| **D | SYLVAN PARTNERS, LLC | 0 | 14.338 | 14.338 |
| **D | THE METHODIST HOSPITAL | 0 | 336.400 | 336.400 |
| **D | KAISER FOUNDATION HOSPITALS | 0 | 124.868 | 124.868 |
| **D | KAISER PERMANENTE GROUP TRUST | 0 | 96.679 | 96.679 |
| **D | HC CAPITAL TRUST - THE ESG GROWTH PORTFOLIO | 0 | 23.895 | 23.895 |
| **D | HC CAPITAL TRUST- THE CATHOLIC SRI GROWTH PORTFOLIO | 0 | 4.972 | 4.972 |
| **D | VANGUARD TOTAL WORLD STOCK INDEX FUND | 0 | 4.558.121 | 4.558.121 |
| **D | VANGUARD DEVELOPED MARKETS INDEX FUND | 0 | 64.986.580 | 64.986.580 |
| **D | TEACHERS' RETIREMENT SYSTEM OF THE STATE OF ILLINOIS | 0 | 3.681.344 | 3.681.344 |
| **D | SSB MSCI ACWI EX USA IMI SCREENED NONLENDING COMMON TRUST FUND | 0 | 242.522 | 242.522 |
| **D | SST GLOB ADV TAX EXEMPT RETIREMENT PLANS | 0 | 38.192.452 | 38.192.452 |
| **D | STATE STREET TOTAL RETURN VIS FUND | 0 | 70.390 | 70.390 |
| **D | VANGUARD FIDUCIARY TRUST COMPANY DEVELOPED MARKETS INDEX TRUST | 0 | 1.243.203 | 1.243.203 |
| **D | VANGUARD ENERGY FUND | 0 | 17.138.820 | 17.138.820 |
| **D | SSB FTSE RAFI DEVELOPED 1000 INDEX NONLENDING COMMON TRUST FUND | 0 | 71.612 | 71.612 |
| **D | STATE STREET FACTORBASED NONLENDING COMMON TRUST FUND | 0 | 8.449 | 8.449 |
| **D | SSB SP GLOBAL INFRASTRUCTURE INDEX NONLENDING COMMON TRUST FUND | 0 | 2.921.114 | 2.921.114 |
| **D | SSB MSCI EUROPE SCREENED INDEX NONLENDING COMMON TRUST FUND | 0 | 99.763 | 99.763 |
| **D | MANULIFE INVESTMENT MANAGEMENT INTERNATIONAL EQUITY INDEX POOLED FUND | 0 | 314.831 | 314.831 |
| **D | UBS FUND MANAGEMENT (SWITZERLAND) AG ON BEHALF OF ZURICH INVESTINSTITUTIONAL FUNDS - ZIF GREEN | 0 | 328.846 | 328.846 |
| **D | INVECO INCOME ADVANTAGE INTERNATIONAL FUND | 0 | 10.549 | 10.549 |
| **D | ZURICH INVEST ICAY | 0 | 599.129 | 599.129 |
| **D | NEW YORK STATE TEACHERS RETIREMENT SYSTEM | 0 | 439.229 | 439.229 |
| **D | EMPORER ANNUITY INSURANCE COMPANY | 0 | 381.762 | 381.762 |
| **D | WELLINGTON MANAGEMENT FUNDS (IRELAND) PLC | 0 | 2.080.114 | 2.080.114 |
| **D | PENSIONFONDS METAAL OFF | 0 | 62.846 | 62.846 |
| **D | BMO BROOKFIELD GLOBAL RENEWABLES IN FRASSTRUCTURE FUND | 0 | 115.700 | 115.700 |
| **D | NEW YORK STATE TEACHERS RETIREMENT SYSTEM | 0 | 1.976.299 | 1.976.299 |
| **D | WISDOMTREE INTERNATIONAL EQUITYFUND | 0 | 717.423 | 717.423 |
| **D | WISDOMTREE GLOBAL HIGH DIVIDENDFUND | 0 | 78.428 | 78.428 |
| **D | WISDOMTREE INTERNATIONAL LARGE CAP DIVIDEND | 0 | 894.710 | 894.710 |
| **D | WISDOMTREE INTERNATIONAL MULTIFACTOR FUND | 0 | 23.452 | 23.452 |
| **D | WISDOMTREE INTERNATIONAL EFFICIENT CORE FUND | 0 | 146.267 | 146.267 |
| **D | WELLINGTON-CIS GLOBAL EQUITY FUND | 0 | 333.558 | 333.558 |
| **D | WISDOMTREE ISSUER ICAY | 0 | 223.444 | 223.444 |
| **D | WASHINGTON STATE INVESTMENT BOARD | 0 | 3.024.466 | 3.024.466 |
| **D | WISDOMTREE INTERNATIONAL HIGH DIVIDEND FUND | 0 | 1.057.889 | 1.057.889 |
| **D | WILMINGTON TRUST COLLECTIVE INVESTMENT TRUST | 0 | 842.209 | 842.209 |
| **D | WELLS FARGO INTERNATIONAL GROWTH PORTFOLIO | 0 | 222.637 | 222.637 |
| **D | WELLS FARGO BK DECL OF TRUST ESTABL INVEST FUNDS EMPLOYEE BEN TR | 0 | 254.140 | 254.140 |
| **D | WELLINGTON COMPOUND GROWTH, L.P. | 0 | 85.934 | 85.934 |
| **D | VANGUARD FTSE DEVELOPED EUROPE ALL CAP INDEX ETF | 0 | 84.101 | 84.101 |
| **D | VANGUARD FTSE DEVELOPED ALL CAPEX NORTH AMERICA INDEX ETF | 0 | 1.161.528 | 1.161.528 |
| **D | VANGUARD FTSE DEVELOPED EX NORTH AMERICA HIGH DIVIDEND YIELD IND | 0 | 102.214 | 102.214 |
| **D | VANECK LOW CARBON ENERGY ETF | 0 | 1.314.946 | 1.314.946 |
| **D | VANECK ETFs N.V. | 0 | 2.099.284 | 2.099.284 |
| **D | DWS INVESTMENT GMBH FOR DEAM-FONDS MASP | 0 | 134.000 | 134.000 |

Vera R. M. M. M.

[Signature]

669



LISTA ESITO DELLE VOTAZIONE

Oggetto: 5.2 Relazione sulla politica di remunerazione e sui compensi corrisposti - Seconda Sezione: relazione sui compensi corrisposti nel 2023 (deliberazione non vincolante) FAVOREVOLI

| Badge | Ragione Sociale | Proprio | Delega | Totale |
|-------|---|---------|------------|------------|
| **D | PINEBRIDGE GLOBAL FUNDS | 0 | 79.769 | 79.769 |
| **D | METZLER ASSET MANAGEMENT GMBH FOR MIFONDS 415 | 0 | 380.000 | 380.000 |
| **D | DWS INVESTMENT GMBH FOR DEAMFONDS GSK 1 | 0 | 93.748 | 93.748 |
| **D | MERCY HEALTH RETIREMENT TRUST | 0 | 114.271 | 114.271 |
| **D | NINETY ONE GLOBAL STRATEGY FUND | 0 | 6.683.969 | 6.683.969 |
| **D | UBS (IRL) ETF PLC | 0 | 1.548.967 | 1.548.967 |
| **D | UNITED INCOME FOCUS TRUST | 0 | 75.889 | 75.889 |
| **D | TENNESSEE CONSOLIDATED RETIREMENT SYSTEM | 0 | 9.226.869 | 9.226.869 |
| **D | TJ-QUALIFIED LLC | 0 | 215.248 | 215.248 |
| **D | ASIAN DEVELOPMENT BANK | 0 | 1.395.967 | 1.395.967 |
| **D | INTEL RETIREMENT PLANS COLLECTIVE INVESTMENT TRUST | 0 | 507.537 | 507.537 |
| **D | THRIFT SAVINGS PLAN | 0 | 7.751.410 | 7.751.410 |
| **D | TJ-NONQUALIFIED LLC | 0 | 202.710 | 202.710 |
| **D | CALIFORNIA STATE TEACHERS' RETIREMENT SYSTEM | 0 | 18.272.179 | 18.272.179 |
| **D | PUBLIC EMPLOYEES' LONG-TERM CARE FUND | 0 | 13.605.124 | 13.605.124 |
| **D | STATE STREET CCF | 0 | 89.640 | 89.640 |
| **D | AUSTRALIAN RETIREMENT TRUST | 0 | 7.636.127 | 7.636.127 |
| **D | SWEDBANK ROBUR ACCESS EDGE EUROPE | 0 | 29.798 | 29.798 |
| **D | FOLKSAM TJANSTEFENSION AB | 0 | 537.332 | 537.332 |
| **D | THE STATE OF CONNECTICUT, ACTING THROUGH ITS TREASURER | 0 | 6.463.747 | 6.463.747 |
| **D | SIR DAVID TRENCH FUND FOR RECREATION | 0 | 11.575 | 11.575 |
| **D | UNIVERSALINVESTMENTGESELLSCHAFTMBH FOR SRV100 | 0 | 7.543 | 7.543 |
| **D | STATE STREET IRELAND UNIT TRUST | 0 | 783.694 | 783.694 |
| **D | SSGA SPDR ETFs EUROPE II PUBLICLIMITED COMPANY | 0 | 3.850.535 | 3.850.535 |
| **D | SSGA SPDR ETFs EUROPE I PUBLIC LIMITED COMPANY | 0 | 1.696.165 | 1.696.165 |
| **D | HARTFORD SCHROEDERS DIVERSIFIED GROWTH FUND | 0 | 5.664 | 5.664 |
| **D | STICHTING PENSIOENFONDS TANDARTSEN EN TANDARTS-SPECIALISTEN | 0 | 26.334 | 26.334 |
| **D | SERVICES GROUP OF AMERICA INC | 0 | 26.285 | 26.285 |
| **D | SELFFINANCING POSTSECONDARY EDUCATION FUND | 0 | 4.789 | 4.789 |
| **D | SASKATCHEWAN HEALTHCARE EMPLOYEES' PENSION PLAN | 0 | 890.991 | 890.991 |
| **D | HARTFORD SCHROEDERS INTERNATIONAL MULTI-CAP VALUE FUND | 0 | 634.236 | 634.236 |
| **D | DESJARDINS RI DEVELOPED EXUSA EXCANADA LOW CO2 INDEX ETF | 0 | 1.299 | 1.299 |
| **D | DESJARDINS INTERNATIONAL EQUITYIND EX ETF | 0 | 70.873 | 70.873 |
| **D | SCOTIA INTERNATIONAL EQUITY INDEX FUND | 0 | 14.755 | 14.755 |
| **D | SCOTIA WEALTH WORLD INFRASTRUCTURE POOL | 0 | 457.890 | 457.890 |
| **D | SSGA MSCI ACWI EX-USA INDEX NON-LENDING DAILY TRUST | 0 | 46.128 | 46.128 |
| **D | KEA TJANSTEFENSIONSFORSAKRING AB (PUBL) | 0 | 2.210.933 | 2.210.933 |
| **D | KONSUMENTKOOPERATIONENS PENSIONSSTIFTELSE | 0 | 94.886 | 94.886 |
| **D | THE BANK OF KOREA | 0 | 278.646 | 278.646 |
| **D | ALBERTA INVESTMENT MANAGEMENT CORPORATION | 0 | 874.500 | 874.500 |
| **D | SWEDBANK ROBUR ACCESS GLOBAL | 0 | 1.363.755 | 1.363.755 |
| **D | SWEDBANK ROBUR TRANSITION ENERGY | 0 | 2.110.411 | 2.110.411 |
| **D | KEA BLANDFOND | 0 | 178.988 | 178.988 |
| **D | FOLKSAM OMSESIDIG LIVFORSAKRING | 0 | 364.601 | 364.601 |
| **D | RUSSELL INVESTMENTS INSTITUTIONAL FUNDS, LLC INTERNATIONAL EQUIT | 0 | 246.270 | 246.270 |
| **D | RUSSELL INVESTMENTS INSTITUTIONAL FUNDS, LLC MULTI ASSET COR E PLUS FUND | 0 | 197.347 | 197.347 |
| **D | RUSSELL INVESTMENTS INSTITUTIONAL FUNDS, LLC GLOBAL LISTED INFRA | 0 | 206.868 | 206.868 |
| **D | RUSSELL INVESTMENTS INSTITUTIONAL FUNDS LLC SUSTAINABLE MULTI ASSET I-ASSET GROWTH FUND | 0 | 48.232 | 48.232 |
| **D | GOVERNMENT PENSIONS INVESTMENT FUND | 0 | 1.084.477 | 1.084.477 |
| **D | RUSSELL INVESTMENTS TAX-MANAGEDGLOBAL EQUITY POOL | 0 | 10.758 | 10.758 |

LISTA ESITO DELLE VOTAZIONE

Oggetto: 5.2 Relazione sulla politica di remunerazione e sui compensi corrisposti - Seconda Sezione: relazione sui compensi corrisposti nel 2023 (deliberazione non vincolante) FAVOREVOLI

| Badge | Ragione Sociale | Proprio | Delega | Totale |
|-------|--|---------|------------|------------|
| **D | RUSSELL INVESTMENTS GLOBAL INFRASTRUCTURE POOL | 0 | 1.012.025 | 1.012.025 |
| **D | RUSSELL OVERSEAS EQUITY POOL | 0 | 102.729 | 102.729 |
| **D | RUSSELL INVESTMENTS MULTIFACTORINTERNATIONAL EQUITY POOL | 0 | 24.736 | 24.736 |
| **D | RUSSELL INVESTMENTS YIELD OPPORTUNITIES POOL | 0 | 3.414 | 3.414 |
| **D | THRIVENT INTERNATIONAL ALLOCATION PORTFOLIO | 0 | 1.281.794 | 1.281.794 |
| **D | THRIVENT GLOBAL STOCK FUND | 0 | 597.086 | 597.086 |
| **D | THRIVENT GLOBAL STOCK PORTFOLIO | 0 | 442.316 | 442.316 |
| **D | THRIVENT CORE INTERNATIONAL EQUITY FUND | 0 | 639.632 | 639.632 |
| **D | THRIVENT INTERNATIONAL INDEX PORTFOLIO | 0 | 95.801 | 95.801 |
| **D | THRIVENT INTERNATIONAL ALLOCATION FUND | 0 | 693.009 | 693.009 |
| **D | DWS INVESTMENT GMBH FOR DEAM FONDS STK | 0 | 17.356 | 17.356 |
| **D | DWS INVESTMENT GMBH FOR DEUTSCHE BERGBURG 15 | 0 | 50.000 | 50.000 |
| **D | DWS INVESTMENT GMBH FOR DEAMFONDS FFS | 0 | 42.000 | 42.000 |
| **D | DWS INVESTMENT GMBH FOR DEAMFONDS KLP 1 | 0 | 87.100 | 87.100 |
| **D | DEAM-FONDS CFT | 0 | 90.000 | 90.000 |
| **D | DWS INVESTMENT GMBH FOR DEAM FONDS OKA | 0 | 29.995 | 29.995 |
| **D | DWS INVESTMENT GMBH FOR DEAM NKS FONDS | 0 | 70.000 | 70.000 |
| **D | DWS INVESTMENT GMBH FOR DEAM FONDS RTU 1 | 0 | 8.306 | 8.306 |
| **D | DWS INVESTMENT GMBH FOR DEAM FONDS PSF 1 | 0 | 11.702 | 11.702 |
| **D | DWS INVESTMENT GMBH FOR DEAM FONDS SC5M | 0 | 3.066 | 3.066 |
| **D | DWS INVESTMENT GMBH FOR DEAM-FONDS RKBS | 0 | 35.534 | 35.534 |
| **D | DWS INVESTMENT GMBH FOR DEAM-FONDS BG 2 | 0 | 15.000 | 15.000 |
| **D | DWS INVESTMENT GMBH FOR DEAM FONDS PMB 1 | 0 | 8.800 | 8.800 |
| **D | DWS INVESTMENT GMBH FOR DEAM FONDS ABF1 | 0 | 30.000 | 30.000 |
| **D | DWS INVESTMENT GMBH FOR DEAM-FONDS DEUK | 0 | 32.277 | 32.277 |
| **D | STICHTING PENSIOENFONDS WERK EN (RE) INTEGRATIE | 0 | 439.245 | 439.245 |
| **D | DWS INVESTMENTTAKIENGESELLSCHAFT MIT TEILGESELLSCHAFTSVERMOEGENFOR DWS-FONDS PAN | 0 | 65.395 | 65.395 |
| **D | PES:PIMCO RAFI DYNAMIC MULTI-FACTOR INTERNATIONAL EQUITY ETF | 0 | 172.422 | 172.422 |
| **D | THE INCUBATION FUND LTD | 0 | 1.592 | 1.592 |
| **D | PIMCO FUNDS GLOBAL INVESTORS SERIES PLC | 0 | 650.108 | 650.108 |
| **D | PIMCO RAE INTERNATIONAL FUND LLC | 0 | 277.839 | 277.839 |
| **D | PIMCO EQUITY SERIES: PIMCO DIVIDEND AND INCOME FUND | 0 | 183.403 | 183.403 |
| **D | PIMCO EQUITY SERIES: PIMCO RAE INTERNATIONAL FUND | 0 | 814.190 | 814.190 |
| **D | PGIM FUNDS PUBLIC LIMITED COMPANY | 0 | 16.082 | 16.082 |
| **D | PACIFIC SELECT FUND -PD INTERNATIONAL LARGE-CAP INDEX PORTFOLIO | 0 | 366.040 | 366.040 |
| **D | FIDELITY COVINGTON TRUST: FIDELITY INTL VALUE FACTOR ETF | 0 | 204.786 | 204.786 |
| **D | FIDELITY INTERNATIONAL HIGH DIVIDEND INDEX ETF | 0 | 214.721 | 214.721 |
| **D | POLICE AND FIREMEN'S RETIREMENTSYSTEM OF NEW JERSEY | 0 | 1.271.026 | 1.271.026 |
| **D | PROCTER AND GAMBLE BELGIUM PENSION FUND | 0 | 20.690 | 20.690 |
| **D | BRIGHTHOUSE FUNDS TRUST I -PANAGOR A GLOBAL DIVERSIFIED RISK PORTFOLIO | 0 | 41.848 | 41.848 |
| **D | CITY OF NEW YORK GROUP TRUST | 0 | 18.951.010 | 18.951.010 |
| **D | CLEARBRIDGE CDIP FEEDER FUND, LP | 0 | 44.776 | 44.776 |
| **D | COSMOPOLITAN INVESTMENT FUND | 0 | 155.873 | 155.873 |
| **D | FIDELITY COVINGTON TRUST: FIDELITY INTL HIGH DIVIDEND ETF | 0 | 417.690 | 417.690 |
| **D | NEW SHIPS INC PENSION MASTER TRUST | 0 | 578.111 | 578.111 |
| **D | GQG PARTNERS INTERNATIONAL QUALITY EQUITY FUND | 0 | 739.748 | 739.748 |
| **D | RUSSELL INVESTMENT COMPANY PLC | 0 | 569.028 | 569.028 |
| **D | NUVEEN REAL ASSET INCOME FUND | 0 | 1.178.779 | 1.178.779 |
| **D | NUVEEN MULTI-ASSET INCOME FUND | 0 | 179.390 | 179.390 |
| **D | NUVEEN REAL ASSET INCOME & GROWTH FUND | 0 | 573.386 | 573.386 |



Assemblea Ordinaria del 23 maggio 2024

LISTA ESITO DELLE VOTAZIONE

Oggetto: 5.2 Relazione sulla politica di remunerazione e sui compensi corrisposti - Seconda Sezione: relazione sui compensi corrisposti nel 2023 (deliberazione non vincolante) FAVOREVOLI

| Badge | Ragione Sociale | Proprio | Delega | Totale |
|-------|---|---------|-----------|-----------|
| **D | MARYLAND STATE RETIREMENT PENSION SYSTEM | 0 | 633.968 | 633.968 |
| **D | RUSSELL INVESTMENTS MULTIASSET FACTOR EXPOSURE FUND | 0 | 39.528 | 39.528 |
| **D | LM FUND LP | 0 | 2.209 | 2.209 |
| **D | VNL LP | 0 | 814 | 814 |
| **D | MCIC VERMONT (A RECIPROCAL RISKRETENTION GROUP) | 0 | 30.838 | 30.838 |
| **D | MUSASHI SMART PREMIA FUND | 0 | 9.320 | 9.320 |
| **D | ALLIANZBERNSTEIN EUROPEAN OPPORTUNITIES SERIES | 0 | 3.760.994 | 3.760.994 |
| **D | UNIVERSAL-INVESTMENT-GESELLSCHAFT MBH FOR FINREON SGK TAIL RISK CONTROL (WORLD) ESG | 0 | 73.550 | 73.550 |
| **D | MGI FUNDS PLC | 0 | 544.680 | 544.680 |
| **D | MERCER OIF COMMON CONTRACTUAL FUND | 0 | 6.180.260 | 6.180.260 |
| **D | BAYERNINVEST KAPITALVERWALTUNGSGESELLSCHAFT MBH FOR BAYERNINVEST BAY 1-FONDS | 0 | 7.995 | 7.995 |
| **D | MARI GOLD TACTICAL STRATEGIES LTD | 0 | 36.387 | 36.387 |
| **D | THE PRUDENTIAL INSURANCE COMPANY OF AMERICA | 0 | 288.487 | 288.487 |
| **D | PRUDENTIAL TRUST COMPANY COLLECTIVE TRUST | 0 | 68.588 | 68.588 |
| **D | MGI FUNDS PLC | 0 | 206.805 | 206.805 |
| **D | ALLIANZ GLOBAL INVESTORS GMBH FOR CONVEST 21 VL | 0 | 270.945 | 270.945 |
| **D | ALLIANZ GLOBAL INVESTORS GMBH FOR FONDIS | 0 | 156.282 | 156.282 |
| **D | ALLIANZ GLOBAL INVESTORS GMBH FOR NUERNBERGER EUROLAND A | 0 | 350.000 | 350.000 |
| **D | ALLIANZ GLOBAL INVESTORS GMBH FOR PREMIUMMANDAT KONSERVATIV | 0 | 16.436 | 16.436 |
| **D | ALLIANZ GLOBAL INVESTORS GMBH FOR ALLIANZ FLEXI RENTENFONDS | 0 | 273.280 | 273.280 |
| **D | MDPIM INTERNATIONAL EQUITY INDEX POOL | 0 | 402.245 | 402.245 |
| **D | SPDR PORTFOLIO MSCI GLOBAL STOCK MARKET ETF | 0 | 84.487 | 84.487 |
| **D | SPDR MSCI EAFE FOSSIL FUEL RESERVES FREE ETF | 0 | 147.244 | 147.244 |
| **D | SPDR MSCI EAFE STRATEGICFACTORSETF | 0 | 231.038 | 231.038 |
| **D | SPDR MSCI WORLD STRATEGICFACTORS ETF | 0 | 7.449 | 7.449 |
| **D | LSAM SF 3 PLC | 0 | 1.652.387 | 1.652.387 |
| **D | HARTFORD MULTIFACTOR DEVELOPED MARKETS (EXUS) ETF | 0 | 343.470 | 343.470 |
| **D | INTE KAPITALANLAGEGESELLSCHAFT MBH FOR DC EUROLAND EQUITIES | 0 | 1.205.898 | 1.205.898 |
| **D | LVIP MONDRIAN INTERNATIONAL VALUE FUND | 0 | 5.076.505 | 5.076.505 |
| **D | LVIP SSGA INTERNATIONAL INDEX FUND | 0 | 1.170.072 | 1.170.072 |
| **D | LVIP SSGA DEVELOPED INTERNATIONAL 150 FU | 0 | 109.649 | 109.649 |
| **D | LVIP DIMENSIONAL INTERNATIONAL CORE EQUITY FUND | 0 | 142.329 | 142.329 |
| **D | STATE STREET INTERNATIONAL DEVELOPED EQUITY INDEX PORTFOLIO | 0 | 1.566.205 | 1.566.205 |
| **D | COUNTY OF LOS ANGELES DEFERRED COMPENSATION AND THRIFT PLAN | 0 | 2.475.025 | 2.475.025 |
| **D | LACERA MASTER OPEB TRUST | 0 | 165.960 | 165.960 |
| **D | LOS ANGELES COUNTY EMPLOYEES RETIREMENT ASSOCIATI | 0 | 2.044.250 | 2.044.250 |
| **D | OPENWORLD PUBLIC LIMITED COMPANY | 0 | 623.669 | 623.669 |
| **D | MULTI STYLE MULTI MANAGER FUNDSPLC | 0 | 371.711 | 371.711 |
| **D | INVESCO ADVANTAGE INTERNATIONALFUND | 0 | 11.477 | 11.477 |
| **D | INSTITUTIONAL RETIREMENT TRUST | 0 | 143.983 | 143.983 |
| **D | CAYMAN ISLANDS CHAMBER OF COMMERCE PENSION FUND | 0 | 47.158 | 47.158 |
| **D | STATE STREET GLOBAL ALL CAP EQUITY EXUS INDEX PORTFOLIO | 0 | 1.869.247 | 1.869.247 |
| **D | SUNAMERICA SERIES TRUST SA TEMPLETON FOREIGN VALUE PORTFOLIO | 0 | 762.209 | 762.209 |
| **D | RUSSELL INVESTMENT COMPANY V PLC | 0 | 113.440 | 113.440 |
| **D | FRANK RUSSEL INSTITUTIONAL FUNDS PLC | 0 | 21.620 | 21.620 |
| **D | SUNAMERICA SERIES TRUST SA JPM DIVERSIFIED BALANCED PORTFOLIO | 0 | 11.128 | 11.128 |
| **D | SEASONS SERIES TRUST SA MULTI-MANAGED INTERNATIONAL EQUITY PORTF | 0 | 44.864 | 44.864 |
| **D | SUNAMERICA SERIES TRUST SA BLACKROCK VCP GLOBAL MULTI ASSET PORT | 0 | 145.674 | 145.674 |
| **D | SUNAMERICA SERIES TRUST - SA SCHRÖDERS VCP GLOBAL ALLOCATION PORT | 0 | 4.921 | 4.921 |
| **D | SUNAMERICA SERIES TRUST - SA INTERNATIONAL INDEX PORTFOLIO | 0 | 356.597 | 356.597 |



LISTA ESITO DELLE VOTAZIONE

Oggetto: 5.2 Relazione sulla politica di remunerazione e sui compensi corrisposti - Seconda Sezione: relazione sui compensi corrisposti nel 2023 (deliberazione non vincolante) FAVOREVOLI

| Badge | Regione Sociale | Proprio | Delega | Totale |
|-------|--|---------|-----------|-----------|
| **D | JNL/CAUSEWAY INTERNATIONAL VALUE SELECT FUND | 0 | 7.480.744 | 7.480.744 |
| **D | JNL/MELLON MSCI WORLD INDEX FUND | 0 | 50.969 | 50.969 |
| **D | JNL/JPMORGAN GLOBAL ALLOCATION FUND | 0 | 9.419 | 9.419 |
| **D | JNL/DFA INTERNATIONAL CORE EQUITY FUND | 0 | 89.940 | 89.940 |
| **D | SEASONS SERIES TRUST SA PUTNAM ASSET ALLOCATION DIVERSIFIED GROW | 0 | 39.338 | 39.338 |
| **D | GMO INVESTMENTS ICAV | 0 | 383.368 | 383.368 |
| **D | GMO CLIMATE CHANGE FUND | 0 | 348.420 | 348.420 |
| **D | TRANSAMERICA INTERNATIONAL STOCK | 0 | 247.082 | 247.082 |
| **D | TRANSAMERICA INTERNATIONAL EQUITY INDEX VP | 0 | 42.439 | 42.439 |
| **D | TANGERINE BALANCED GROWTH PORTFOLIO | 0 | 127.260 | 127.260 |
| **D | TANGERINE EQUITY GROWTH PORTFOLIO | 0 | 163.202 | 163.202 |
| **D | THE FIRST CHURCH OF CHRIST SCIENTIST | 0 | 13.061 | 13.061 |
| **D | MASSMUTUAL SELECT T ROME PRICE INTERNATIONAL EQUITY FUND | 0 | 597.143 | 597.143 |
| **D | TRANSAMERICA MORGAN STANLEY GLOBAL ALLOCATION VP | 0 | 68.854 | 68.854 |
| **D | SCOTIA INTERNATIONAL EQUITY INDEX TRACKER ETF | 0 | 101.887 | 101.887 |
| **D | WILLIAM BLAIR INTERNATIONAL SMALL CAP GROWTH FUND | 0 | 7.418 | 7.418 |
| **D | STICHTING ING CDC PENSIONFONDS | 0 | 174.546 | 174.546 |
| **D | TANGERINE BALANCED INCOME PORTFOLIO | 0 | 12.613 | 12.613 |
| **D | TANGERINE BALANCED PORTFOLIO | 0 | 95.096 | 95.096 |
| **D | TANGERINE BALANCED PORTFOLIO | 0 | 220.044 | 220.044 |
| **D | RUSSELL INVESTMENT COMPANY TAXMANAGED REAL ASSETS FUND | 0 | 24.366 | 24.366 |
| **D | GLOBAL MULTI ASSET STRATEGY FUND | 0 | 59.922 | 59.922 |
| **D | TAIPEI FUBON COMMERCIAL BANK CO., LT D IN ITS CAPACITY AS MASTERCUSTODI AN OF PINEBRIDGE THEMATI | 0 | 2.651.700 | 2.651.700 |
| **D | DYNAMIC GLOBAL INFRASTRUCTURE FUND | 0 | 45.925 | 45.925 |
| **D | DYNAMIC ACTIVE GLOBAL INFRASTRUCTURE ETF | 0 | 2.230.189 | 2.230.189 |
| **D | GOVERNMENT PENSION INVESTMENT FUND | 0 | 32.700 | 32.700 |
| **D | HAND COMPOSITE EMPLOYEE BENEFITTRUST | 0 | 2.495 | 2.495 |
| **D | HARTFORD AAR BALANCED RETIREMENT FUND | 0 | 210.310 | 210.310 |
| **D | ROCHE U.S. RETIREMENT PLANS MASTER TRUST | 0 | 50.230 | 50.230 |
| **D | THE COLORADO HEALTH FOUNDATION | 0 | 33.611 | 33.611 |
| **D | RUSSELL INVESTMENT COMPANY MULTIASSET GROWTH STRATEGY FUND | 0 | 7.864.606 | 7.864.606 |
| **D | GOVERNMENT PENSION INVESTMENT FUND | 0 | 5.129.751 | 5.129.751 |
| **D | GOVERNMENT PENSION INVESTMENT FUND | 0 | 2.699.002 | 2.699.002 |
| **D | GOVERNMENT PENSION INVESTMENT FUND | 0 | 804.215 | 804.215 |
| **D | GOVERNMENT PENSION INVESTMENT FUND | 0 | 1.255.325 | 1.255.325 |
| **D | RUSSELL INVESTMENT COMPANY MULTIFACTOR INTERNATIONAL EQUITY FUND | 0 | 25.250 | 25.250 |
| **D | GOVERNMENT PENSION INVESTMENT FUND | 0 | 86.786 | 86.786 |
| **D | GOVERNMENT PENSION INVESTMENT FUND | 0 | 1.137.391 | 1.137.391 |
| **D | GOVERNMENT PENSION INVESTMENT FUND | 0 | 3.956.523 | 3.956.523 |
| **D | GOVERNMENT PENSION INVESTMENT FUND | 0 | 7.762.275 | 7.762.275 |
| **D | GOVERNMENT PENSION INVESTMENT FUND | 0 | 4.543.886 | 4.543.886 |
| **D | GUARDIAN GLOBAL UTILITIES VIP FUND | 0 | 357.083 | 357.083 |
| **D | SCHRODER DIVERSIFIED GROWTH FUND (CANADA) | 0 | 1.689 | 1.689 |
| **D | RUSSELL INVESTMENT COMPANY INTERNATIONAL DEVELOPED MARKETS FUND | 0 | 887.866 | 887.866 |
| **D | RUSSELL INVESTMENT COMPANY TAXMANAGED INTERNATIONAL EQUITY FUND | 0 | 1.706.641 | 1.706.641 |
| **D | RUSSELL INVESTMENT COMPANY GLOBAL INFRASTRUCTURE FUND | 0 | 314.301 | 314.301 |
| **D | EATON VANCE EQUITY HARVEST FUNDLLC | 0 | 31.210 | 31.210 |
| **D | US LEGACY INCOME COMMON TRUST FUND | 0 | 209.135 | 209.135 |
| **D | TAXMANAGED INTERNATIONAL EQUITYPORTFOLIO | 0 | 40.123 | 40.123 |
| **D | FIDELITY GLOBAL EX-U.S. EQUITY INDEX INSTITUTIONAL TRUST | 0 | 8.230 | 8.230 |



Assemblea Ordinaria del 23 maggio 2024

LISTA ESITO DELLE VOTAZIONE

Oggetto: 5.2 Relazione sulla politica di remunerazione e sui compensi corrisposti - Seconda Sezione: relazione sui compensi corrisposti nel 2023 (deliberazione non vincolante) FAVOREVOLI

| Badge | Ragione Sociale | Proprio | Delega | Totale |
|-------|--|---------|-----------|-----------|
| **D | GENERAL ELECTRIC PENSION TRUST | 0 | 656.195 | 656.195 |
| **D | EATON VANCE RICHARD BERNSTEIN EQUITY STRATEGY FUND | 0 | 589.511 | 589.511 |
| **D | FRANKLIN TEMPLETON ETF TRUST - FRANKLIN FTSE EUROPE ETF | 0 | 48.348 | 48.348 |
| **D | FRANKLIN TEMPLETON ETF TRUST-FRANKLIN LIBERTYQ INT'L EQUITY HEDG | 0 | 965.095 | 965.095 |
| **D | FRANKLIN INTERNATIONAL EQUITY INDEX ETF | 0 | 83.760 | 83.760 |
| **D | FRANKLIN TEMPLETON ETF TRUST - FRANKLIN FTSE EUROZONE ETF | 0 | 28.012 | 28.012 |
| **D | FRANKLIN TEMPLETON ETF TRUST-FRANKLIN LIBERTY SYSTEMATIC STYLE P | 0 | 113.226 | 113.226 |
| **D | PARAMETRIC INTERNATIONAL EQUITYFUND | 0 | 180.866 | 180.866 |
| **D | EATON VANCE RICHARD BERNSTEIN ALL ASSET STRATEGY FUND | 0 | 180.039 | 180.039 |
| **D | FRANKLIN INTERNATIONAL LOW VOLATILITY HIGH DIVIDEND INDEX ETF | 0 | 11.180 | 11.180 |
| **D | FRANKLIN TEMPLETON ETF TRUST - CLEARBRIDGE SUSTAINABLE INFRASTRUCTURE ETF | 0 | 48.246 | 48.246 |
| **D | PARKER FOUNDATION INC | 0 | 103.337 | 103.337 |
| **D | LORD ABBETT SECURITIES TRUST-LORD ABBETT INTERNATIONAL VALUE FUN | 0 | 1.133.222 | 1.133.222 |
| **D | MICROSOFT CORPORATION SAVINGS PLUS 401(K) PLAN | 0 | 2.428.172 | 2.428.172 |
| **D | LORD ABBETT SECURITIES TRUST-LORD ABBETT INTERNATIONAL EQUITY FD | 0 | 429.781 | 429.781 |
| **D | FEI SELECT, LLC | 0 | 161.604 | 161.604 |
| **D | CALVERT IMPACT FUND INC CALVERT GLOBAL ENERGY SOLUTIONS FUND | 0 | 133.779 | 133.779 |
| **D | CALVERT VP EAFE INTERNATIONAL INDEX PORTFOLIO | 0 | 73.027 | 73.027 |
| **D | THE REGENTS OF THE UNIVERSITY OF CALIFORNIA | 0 | 8.782.122 | 8.782.122 |
| **D | DESJARDINS SECURITE FINANCIERE COMPAGNIE D'ASSURANCE VIE | 0 | 33.026 | 33.026 |
| **D | FIDUCIE GLOBALE DES REGIMES DEREGISTRE DE LA SOCIETE DE TRANSPORT DE MONTREAL | 0 | 441.934 | 441.934 |
| **D | REGIME DE RENTES DU MOUVEMENT DESJARDINS | 0 | 111.794 | 111.794 |
| **D | CAISSE DE DEPOT ET PLACEMENT DUQUEBEC | 0 | 5.424.643 | 5.424.643 |
| **D | AMERICAN BEACON INTERNATIONAL EQUITY FUND | 0 | 1.066.089 | 1.066.089 |
| **D | XTRACKERS (IE) PUBLIC LIMITED COMPANY | 0 | 5.123.402 | 5.123.402 |
| **D | BON SECOURS MERCY HEALTH | 0 | 686.826 | 686.826 |
| **D | ABERDEEN STANDARD GLOBAL INFRASTRUCTURE INCOME FUND | 0 | 1.564.391 | 1.564.391 |
| **D | DRETROT EDISON QUALIFIED NUCLEAR DECOMMISSIONING TRUST | 0 | 64.746 | 64.746 |
| **D | CENTRAL PROVIDENT FUND BOARD | 0 | 34.350 | 34.350 |
| **D | CITY UNIVERSITY OF NEW YORK | 0 | 9.420 | 9.420 |
| **D | THE MASTER TRUST BANK OF JAPAN, LTD. AS TRUSTEE FOR DWS CONCEPTKALDEMORGEN MOTHER FUND | 0 | 296.461 | 296.461 |
| **D | TRUST I AB GLOBAL DYNAMIC ALLOCATION PORTFOLIO | 0 | 323.769 | 323.769 |
| **D | BRIGHTHOUSE FUNDS TRUST I SCHROEDERS GLOBAL MULTIASSET PORTFOLIO | 0 | 26.635 | 26.635 |
| **D | CAPULA TAIL RISK MASTER FUND LIMITED | 0 | 52.120 | 52.120 |
| **D | CARDANO COMMON CONTRACTUAL FUND | 0 | 72.219 | 72.219 |
| **D | BEAR CREEK INC | 0 | 48.052 | 48.052 |
| **D | THE WALT DISNEY COMPANY RETIREMENT PLAN MASTER TRUST | 0 | 240.815 | 240.815 |
| **D | UNIVERSAL-INVESTMENT-GESELLSCHAFT MBH FOR FINREON SGRB CARBON FOCUS | 0 | 24.126 | 24.126 |
| **D | STATE OF ALASKA RETIREMENT AND BENEFITS PLANS | 0 | 123.324 | 123.324 |
| **D | AMERICAN BUREAU OF SHIPPING | 0 | 9.856 | 9.856 |
| **D | MTBJ PINEBRIDGE GLOBAL TECHNOLOGY INFRASTRUCTURE MOTHER FND | 0 | 87.000 | 87.000 |
| **D | RTX SAVINGS PLAN MASTER TRUST | 0 | 2.311.898 | 2.311.898 |
| **D | STB DEUTSC HE GLOBAL HIGH DIVIDEND EQUITY MOTHER FUND | 0 | 41.254 | 41.254 |
| **D | ALPS INTERNATIONAL SECTOR DIVIDEND DOGS ETF | 0 | 825.483 | 825.483 |
| **D | ABERDEEN GLOBAL INFRASTRUCTURE FUND | 0 | 152.900 | 152.900 |
| **D | REAVES UTILITY INCOME FUND | 0 | 6.185.257 | 6.185.257 |
| **D | MTBJ FRANK RUSSELL INVS JAPAN LIMITED INT EQUITY FUND | 0 | 203.993 | 203.993 |
| **D | AMERICAN CENTURY WORLD MUTUAL FUNDS INC INTERNATIONAL VALUE FUND | 0 | 1.431.212 | 1.431.212 |
| **D | AMERICAN CENTURY ETF TR-AMERICAN CENT QUALITY DIVERSIFIED INTL ETF | 0 | 54.447 | 54.447 |
| **D | AMERICAN CENTURY ETF TRUST-AVANTIS INTERNATIONAL EQUITY ETF | 0 | 762.438 | 762.438 |



LISTA ESITO DELLE VOTAZIONE

Oggetto: 5.2 Relazione sulla politica di remunerazione e sui compensi corrisposti - Seconda Sezione: relazione sui compensi corrisposti nel 2023 (deliberazione non vincolante) FAVOREVOLI

| Badge | Ragione Sociale | Proprio | Delega | Totale |
|-------|---|---------|------------|------------|
| **D | AMERICAN CENTURY INVESTMENT MANAGEMENT INC | 0 | 4.431 | 4.431 |
| **D | AMERICAN CENTURY ETF TRUST-AVANVIS INTERNATIONAL EQUITY FUND | 0 | 34.142 | 34.142 |
| **D | T. ROME PRICE INTERNATIONAL EQUITY ETF | 0 | 72.483 | 72.483 |
| **D | AMERICAN AIRLINES INC MASTER FIXED BENEFIT PENSION TRUST | 0 | 1.196.098 | 1.196.098 |
| **D | M INTERNATIONAL EQUITY FUND | 0 | 80.669 | 80.669 |
| **D | FRANK RUSSELL INVESTMENT CO II PLC | 0 | 398.106 | 398.106 |
| **D | SPDR PORTFOLIO EUROPE ETF | 0 | 172.725 | 172.725 |
| **D | SPDR EURO STOXX 50 ETF | 0 | 7.585.734 | 7.585.734 |
| **D | SSB MSCI ITALY INDEX SECURITIESLENDING COMMON TRUST FUND | 0 | 6.101.671 | 6.101.671 |
| **D | THE WELLINGTON TR CO NATL ASSOCMULTIPLE COLLECTIVE INVESTMENT FDS TR | 0 | 2.701.371 | 2.701.371 |
| **D | WTCN COMMON TRUST FUNDS TRUSTINT RESEARCH EQUITY PORTFO | 0 | 123.660 | 123.660 |
| **D | THE NOMURA ASSET MANAGEMENT INSTITUTIONAL GLOBAL TRUSTS | 0 | 80.849 | 80.849 |
| **D | MORGAN STANLEY VARIABLE INSURANCE F UND, INC. GLOBAL STRATEGI ST PORTFOLIO | 0 | 2.431 | 2.431 |
| **D | EUROPE INVESTMENT FUND | 0 | 275.565 | 275.565 |
| **D | PRINCIPAL DIVERSIFIED REAL ASSET CIT | 0 | 1.474.277 | 1.474.277 |
| **D | SPDR MSCI ACWI EXUS ETF | 0 | 489.946 | 489.946 |
| **D | SPDR S+P GLOBAL INFRASTRUCTURE ETF ONE | 0 | 1.267.736 | 1.267.736 |
| **D | SPDR PORTFOLIO DEVELOPED WORLD EXUS ETF | 0 | 6.225.035 | 6.225.035 |
| **D | MORGAN STANLEY INSTITUTIONAL FUND TRUST - GLOBAL STRATEGIST PORTFOLIO | 0 | 38.361 | 38.361 |
| **D | BRIGHTHOUSE FUNDS TRUST II METLIFE MSCI EAFE INDEX PORTFOLIO | 0 | 447.155 | 447.155 |
| **D | VALIC COMPANY I GLOBAL STRATEGY FUND | 0 | 19.638 | 19.638 |
| **D | VALIC COMPANY I INTERNATIONAL EQUITIES INDEX FUND | 0 | 876.013 | 876.013 |
| **D | VALIC COMPANY I INTERNATIONAL VALUE FUND | 0 | 745.299 | 745.299 |
| **D | STATE OF MINNESOTA | 0 | 3.542.155 | 3.542.155 |
| **D | TIAACREF LIFE FUNDS INTERNATIONAL EQUITY FUND | 0 | 154.245 | 154.245 |
| **D | DESJARDINS GLOBAL DIVIDEND FUND | 0 | 4.468.310 | 4.468.310 |
| **D | BOSTON RETIREMENT SYSTEM | 0 | 549.186 | 549.186 |
| **D | GENERAL CONFERENCE CORPORATION OF SEVENTH DAY ADVENTISTS | 0 | 202.439 | 202.439 |
| **D | PACE INTERNATIONAL EQUITY INVESTMENTS | 0 | 1.160.790 | 1.160.790 |
| **D | COLLEGE RETIREMENT EQUITIES FUND | 0 | 14.686.682 | 14.686.682 |
| **D | COLLEGE RETIREMENT EQUITIES FUND | 0 | 9.070.731 | 9.070.731 |
| **D | TIAACREF INTERNATIONAL EQUITY FUND | 0 | 7.344.470 | 7.344.470 |
| **D | TIAACREF INTERNATIONAL EQUITY INDEX FUND | 0 | 11.628.304 | 11.628.304 |
| **D | MANAGED PENSION FUNDS LIMITED | 0 | 4.313.467 | 4.313.467 |
| **D | OMNIS PORTFOLIO INVESTMENTS ICVC - OMNIS EUROPEAN EQUITY LEADERS FUND | 0 | 1.040.532 | 1.040.532 |
| **D | OMNIS PORTFOLIO INVESTMENTS ICVC - OMNIS DIVERSIFIED RETURNS FUND | 0 | 8.329 | 8.329 |
| **D | NINETY ONE PROFESSIONAL INVESTMENT FUNDS PCC LIMITED - GLOBAL STRATEGIC EQUITY FUND | 0 | 628.254 | 628.254 |
| **D | NINETY ONE WORLDWIDE FLEXIBLE FUND | 0 | 29.666 | 29.666 |
| **D | FAMILY INVESTMENTS CHILD TRUST FUND | 0 | 152.069 | 152.069 |
| **D | FAMILY INVESTMENTS GLOBAL ICVC FAMILY BALANCED INTERNATIONALFUND | 0 | 111.825 | 111.825 |
| **D | NATWEST TRUSTEE AND DEPOSITORY SERVICES LIMITED AS TRUSTEE OF ST JAMES' S PLACE GLOBAL ABSOLUTE | 0 | 100.180 | 100.180 |
| **D | NATWEST ST JAMES' S PLACE GLOBALVALDE UNIT TRUST | 0 | 24.056.051 | 24.056.051 |
| **D | NATWEST ST JAMES' S PLACE STRATEGIC INCOME UNIT TRUST | 0 | 228.311 | 228.311 |
| **D | NATWEST ST JAMES' S PLACE BALANCED MANAGED UNIT TRUST | 0 | 731.498 | 731.498 |
| **D | NATWEST ST JAMES' S PLACE GLOBALEQUITY UNIT TRUST | 0 | 2.307.521 | 2.307.521 |
| **D | PUBLIC AUTHORITY FOR SOCIAL INSURANCE | 0 | 71.402 | 71.402 |
| **D | HSCB BANK PLC AS TRUSTEE OF STATE STREET AUT EUROPE EX UK S CREENED INDEX EQUITY FUND | 0 | 6.342.664 | 6.342.664 |
| **D | NATWEST TRUSTEE AND DEPOSITORY SERVICES LIMITED AS TRUSTEE OF ST. JAMES' S PLACE STRATEGIC MANAGE | 0 | 1.539.673 | 1.539.673 |
| **D | NATWEST ST JAMES' S PLACE GREATER EUROPEAN PROGRESSIVE UNIT TRUST | 0 | 2.333.624 | 2.333.624 |
| **D | MORGAN STANLEY FUNDS (UK) - GLOBAL BALANCED INCOME FUND | 0 | 331 | 331 |



675

LISTA ESITO DELLE VOTAZIONI

Oggetto: 5.2 Relazione sulla politica di remunerazione e sui compensi corrisposti - Seconda Sezione: relazione sui compensi corrisposti nel 2023 (deliberazione non vincolante) FAVOREVOLI

| Badge | Ragione Sociale | Proprio | Delega | Totale |
|-------|--|---------|-----------|-----------|
| **D | VANGUARD INVESTMENTS FUNDS ICVC-VANGUARD FTSE DEVELOPED WOR LD EX - U.K. EQUITY INDEX FUND | 0 | 2.340.770 | 2.340.770 |
| **D | VIF ICVC VANGUARD FTSE DEVELOPED EUROPE EXUK EQUITY INDEX FUND | 0 | 4.467.998 | 4.467.998 |
| **D | VIF ICVC VANGUARD FTSE GLOBAL ALL CAP INDEX FUND | 0 | 430.709 | 430.709 |
| **D | SCOTTISH WIDOWS INV.SOLUTIONS FUNDS ICVC-FUNDAMENTAL INDEX GLOBAL EQUITY FUND | 0 | 1.235.982 | 1.235.982 |
| **D | COLUMBIA THREADNEEDLE (UK) ICVCIII - CT UNIVERSAL MAP INCOME FUND | 0 | 1.858 | 1.858 |
| **D | MG INVESTMENT FUNDS (10) MG GLOBAL LISTED INFRASTRUCTURE FUND | 0 | 2.359.401 | 2.359.401 |
| **D | GOLDMAN SACHS UK RETIREMENT PLAN | 0 | 66.312 | 66.312 |
| **D | ALLIANZ INTERNATIONAL INVESTMENT FUNDS - ALLIANZ THEMATICA FUND | 0 | 28.779 | 28.779 |
| **D | HBOS INTERNATIONAL INVESTMENT FUNDS ICVC EUROPEAN FUND | 0 | 1.055.894 | 1.055.894 |
| **D | HBOS INTERNATIONAL INVESTMENT FUNDS ICVC- INTERNATIONAL GROWTH FUND | 0 | 517.160 | 517.160 |
| **D | ALGEMEEN PENSIOENFONDS VAN CURACAO | 0 | 184.042 | 184.042 |
| **D | ES ALLIANCE BERNSTEIN UK EQUITYFUND | 0 | 354.175 | 354.175 |
| **D | CT DIVERSIFIED MONTHLY INCOME FUND | 0 | 1.982 | 1.982 |
| **D | NINETY ONE FUNDS SERIES I GLOBAL MULTIASSET TOTAL RETURN FUND | 0 | 159.299 | 159.299 |
| **D | NINETY ONE FUNDS SERIES IV - GLOBAL MULTI-ASSET SUSTAINABLE GROWTH FUND | 0 | 210.489 | 210.489 |
| **D | SCOTTISH WIDOWS OVERSEAS GROWTHINVESTMENT FUNDS ICVC EUROPEANGROWTH FUND | 0 | 2.372.953 | 2.372.953 |
| **D | SCOTTISH WIDOWS OVERSEAS GROWTHINVESTMENT FUNDS ICVC-GLOBAL GROWTH FUND | 0 | 274.731 | 274.731 |
| **D | SCOTTISH WIDOWS MANAGED INVESTMENT FUNDS ICVC-INTERNATIONAL EQUITY TRACKER FUND | 0 | 26.283 | 26.283 |
| **D | SCOTTISH WIDOWS INVESTMENT SOLUTIONS FUNDS ICVC- EUROPEAN (EX UK)EQUITY FUND | 0 | 1.027.308 | 1.027.308 |
| **D | NINETY ONE FUNDS SERIES IIGLOBAL STRATEGIC EQUITY FUND | 0 | 894.954 | 894.954 |
| **D | COLUMBIA THREADNEEDLE (LUX) III | 0 | 46.849 | 46.849 |
| **D | WISDOMTREE DYNAMIC CURRENCY HEDGED INTERNATIONAL EQUITY FUND | 0 | 337.589 | 337.589 |
| **D | WTCN COMMON TRUST FUNDS TRUST OPPORTUNISTIC EQUITY PORTFOLIO | 0 | 99.766 | 99.766 |
| **D | DWS INVESTMENT GMBH FOR DEAMFONDS KGPENSIONEN | 0 | 1.221.779 | 1.221.779 |
| **D | DWS INVESTMENT GMBH FOR DEAM-FONDS DVERG | 0 | 37.388 | 37.388 |
| **D | DWS INVESTMENT GMBH FOR DEAMFONDS EXEMPLUM | 0 | 14.682 | 14.682 |
| **D | DWS INVESTMENT GMBH FOR DEAM FONDS GDP 1 | 0 | 9.025 | 9.025 |
| **D | DWS INVESTMENT GMBH FOR DEAM FONDS SFEWL | 0 | 90.000 | 90.000 |
| **D | DWS INVESTMENT GMBH FOR DEAM FONDS LHG 1 | 0 | 500.000 | 500.000 |
| **D | DWS MULTI ASSET PIR FUND | 0 | 107.711 | 107.711 |
| **D | DWS INVEST II | 0 | 430.000 | 430.000 |
| **D | STICHTING PHILIPS PENSIOENFONDS | 0 | 1.285.000 | 1.285.000 |
| **D | SPW MULTI-MANAGER ICVC - SPW MULTI-MANAGER EUROPEAN EX UK EQUITY FUND | 0 | 3.096.366 | 3.096.366 |
| **D | NOW PENSIONS TRUST | 0 | 1.184.445 | 1.184.445 |
| **D | SOCIAL PROTECTION FUND | 0 | 400.367 | 400.367 |
| **D | NATWEST ST JAMES'S PLACE MANAGED GROWTH UNIT TRUST | 0 | 29.418 | 29.418 |
| **D | NINETY ONE EQUITY FUND | 0 | 159.452 | 159.452 |
| **D | EURIZON STEP 50 OBIETTIVO NET ZERO DICEMBRE 2027 | 0 | 493.855 | 493.855 |
| **D | EURIZON TOP SELECTION EQUILIBRIODICEMBRE 2024 | 0 | 27.543 | 27.543 |
| **D | EPSILON ASSOCIATI SGR - EPSILONGR OVALUE | 0 | 610 | 610 |
| **D | EPSILON ASSOCIATI SGR - EPSILONGR ORETURN | 0 | 11.911 | 11.911 |
| **D | EPSILON ASSOCIATI SGR - EPSILONGR DLONGRUN | 0 | 70.266 | 70.266 |
| **D | EPSILON FUND - EURO O-EQUITY | 0 | 2.659 | 2.659 |
| **D | EPSILON STEP 30 MEGATREND ESG GIUGNO 2027 | 0 | 7.006 | 7.006 |
| **D | EPSILON EUROPEAN EQUITY LARGE CAP INDEX | 0 | 362.007 | 362.007 |
| **D | EPSILON STEP 30 MEGATREND ESG SETTEMBRE 2027 | 0 | 20.244 | 20.244 |
| **D | EPSILON STEP 30 MEGATREND ESG DICEMBRE 2027 | 0 | 105.120 | 105.120 |
| **D | EPSILON STEP 30 MEGATREND ESG DICEMBRE 2027 | 0 | 102.507 | 102.507 |
| **D | EPSILON STEP 30 MEGATREND ESG DICEMBRE 2027 - EDIZIONE 2 | 0 | 21.135 | 21.135 |
| **D | EPSILON STEP 30 MEGATREND MARZO2028 | 0 | 30.506 | 30.506 |



676

LISTA ESITO DELLE VOTAZIONE

Oggetto: 5.2 Relazione sulla politica di remunerazione e sui compensi corrisposti nel 2023 (deliberazione non vincolante)
FAVOREVOLI

| Badge | Ragione Sociale | Proprio | Delega | Totale |
|-------|--|---------|-----------|-----------|
| **D | NATIONAL EMPLOYMENT SAVINGS TRUST | 0 | 1.698.401 | 1.698.401 |
| **D | SUN CHEMICAL LIMITED PENSION SCHEME | 0 | 40.871 | 40.871 |
| **D | SANDOOQ AL WATAN INVESTMENTS (RESTRICTED) LTD | 0 | 2.579 | 2.579 |
| **D | MORGAN STANLEY FUNDS (UK) - MULTI-ASSET SUSTAINABLE MODERATE FUND | 0 | 479 | 479 |
| **D | EURIZON GLOBAL DIVIDEND ESG 50 LUGLIO 2025 | 0 | 229.930 | 229.930 |
| **D | EURIZON STEP 70 PIR ITALIA GIUGNO 2027 | 0 | 70.000 | 70.000 |
| **D | EURIZON GLOBAL DIVIDEND ESG 50 - OTTOBRE 2025 | 0 | 246.184 | 246.184 |
| **D | EURIZON AM FLEXIBLE TRILOGY | 0 | 5.931 | 5.931 |
| **D | EURIZON AM GLOBAL MULTIASSET 30 | 0 | 39.833 | 39.833 |
| **D | EURIZON AM GLOBAL MULTIASSET II | 0 | 16.034 | 16.034 |
| **D | EURIZON AM OBIETTIVO CONTROLLO | 0 | 16.183 | 16.183 |
| **D | EURIZON AM OBIETTIVO STABILITA' | 0 | 10.982 | 10.982 |
| **D | EURIZON AM RILANCIO ITALIA TR | 0 | 65.627 | 65.627 |
| **D | EURIZON AM RITORNO ASSOLUTO | 0 | 9.835 | 9.835 |
| **D | EURIZON THEMATIC OPPORTUNITIES ESG 50 LUGLIO 2026 | 0 | 84.779 | 84.779 |
| **D | EURIZON AM TR MEGATREND | 0 | 30.165 | 30.165 |
| **D | EURIZON AM TR MEGATREND II | 0 | 4.126 | 4.126 |
| **D | EURIZON STEP 50 OBIETTIVO NET ZERO MARZO 2028 | 0 | 56.608 | 56.608 |
| **D | EURIZON STEP 50 OBIETTIVO NET ZERO GIUGNO 2028 | 0 | 64.838 | 64.838 |
| **D | EURIZON TOP SELECTION EQUILIBRIO MAGGIO 2025 | 0 | 168 | 168 |
| **D | EURIZON GLOBAL DIVIDEND | 0 | 47.013 | 47.013 |
| **D | EURIZON GLOBAL DIVIDEND ESG 50 -MAGGIO 2025 | 0 | 33.845 | 33.845 |
| **D | EURIZON PIR ITALIA AZIONI | 0 | 342.645 | 342.645 |
| **D | EURIZON AZIONI INTERNAZIONALI | 0 | 988.393 | 988.393 |
| **D | EURIZON CAP SGR-RENDITA | 0 | 27.243 | 27.243 |
| **D | EURIZON AZIONARIO INTERNAZIONALE ETICOTICO | 0 | 525.000 | 525.000 |
| **D | EURIZON AZIONI AREA EURO | 0 | 1.063.951 | 1.063.951 |
| **D | EURIZON AZIONI PMI ITALIA | 0 | 100.000 | 100.000 |
| **D | EURIZON AZIONI EUROPA | 0 | 1.107.523 | 1.107.523 |
| **D | EURIZON AZIONI ITALIA | 0 | 7.241.433 | 7.241.433 |
| **D | EURIZON TOP SELECTION CRESCITA DICEMBRE 2023 | 0 | 84 | 84 |
| **D | EURIZON TOP SELECTION EQUILIBRIO MARZO 2024 | 0 | 258 | 258 |
| **D | EURIZON TOP SELECTION CRESCITA MARZO 2024 | 0 | 270 | 270 |
| **D | EURIZON TOP SELECTION EQUILIBRIO MAGGIO 2024 | 0 | 357 | 357 |
| **D | EURIZON TOP SELECTION EQUILIBRIO GIUGNO 2024 | 0 | 617 | 617 |
| **D | EURIZON TOP SELECTION EQUILIBRIO SETTEMBRE 2024 | 0 | 772 | 772 |
| **D | EURIZON TOP SELECTION EQUILIBRIO MARZO 2025 | 0 | 949 | 949 |
| **D | EURIZON PROGETTO ITALIA 40 | 0 | 1.359.828 | 1.359.828 |
| **D | EURIZON PROGETTO ITALIA 70 | 0 | 1.935.242 | 1.935.242 |
| **D | NINETY ONE PROFESSIONAL INVESTMENT FUNDS PCC LIMITED - GLOBAL EQUITY (SA) FUND | 0 | 515.690 | 515.690 |
| **D | NINETY ONE FUNDS SERIES I - GLOBAL MACRO ALTERNATIVE FUND | 0 | 41.548 | 41.548 |
| **D | NINETY ONE FUNDS SERIES IV MULTIASSET PROTECTOR FUND | 0 | 10.358 | 10.358 |
| **D | NINETY ONE PROFESSIONAL INVESTMENT FUNDS PCC LIMITED - GLOBAL BALANCED (SA) FUND | 0 | 3.139.837 | 3.139.837 |
| **D | M&B MSCI KOKUSAI INDEX MOTHER FUND | 0 | 110.951 | 110.951 |
| **D | AMERICAN CENTURY ETF TRUST-AVANTIS RESPONSIBLE INTERNATIONAL EQUITY ETF | 0 | 20.117 | 20.117 |
| **D | BANK SINOPAC CO., LTD., IN ITS CAPACITY AS MASTER CUSTODIAN OF NOMURA GLOBAL INFRASTRUCTURE MEGA | 0 | 204.413 | 204.413 |
| **D | NICOLA SUSTAINABLE INNOVATION FUND | 0 | 214.000 | 214.000 |
| **D | NICOLA INTERNATIONAL LEADERS FUND | 0 | 1.489.000 | 1.489.000 |
| **D | CERTAS HOME AND AUTO INSURANCE COMPANY | 0 | 53.545 | 53.545 |
| **D | CALVERT INTERNATIONAL RESPONSIBLE INDEX FUND | 0 | 493.736 | 493.736 |



LISTA ESITO DELLE VOTAZIONE

Oggetto: 5.2 Relazione sulla politica di remunerazione e sui compensi corrisposti - Seconda Sezione: relazione sui compensi corrisposti nel 2023 (deliberazione non vincolante)
FAVOREVOLI

| Badge | Ragione Sociale | Proprio | Delega | Totale |
|------------------------------|---|---------|-----------|---------------|
| **D | HARTFORD MULTIFACTOR DIVERSIFIED INTERNATIONAL ETF | 0 | 8.211 | 8.211 |
| **D | RHUMBLINE INTERNETIONAL POOLED INDEX TRUST | 0 | 260.678 | 260.678 |
| **D | RHUMBLINE LOW CARBON INDEX FUNDLLC | 0 | 138.873 | 138.873 |
| **D | WWFY FOUNDATION | 0 | 741 | 741 |
| **D | MHT AG | 0 | 3.320.000 | 3.320.000 |
| **D | LOCKHEED MARTIN CORPORATION DEFINED CONTRIBUTION PLANS MASTER TR | 0 | 283.000 | 283.000 |
| **D | MOUNT HATTON INVESTMENTS LIMITED | 0 | 135.665 | 135.665 |
| **D | MERCER UCITS COMMON CONTRACTUALFUND | 0 | 241.368 | 241.368 |
| **D | NUVEEN GLOBAL EQUITY INCOME FUND | 0 | 264.333 | 264.333 |
| **D | CAUSEWAY INTERNATIONAL OPPORTUNITIES GROUP TRUST | 0 | 602.138 | 602.138 |
| **D | TALCOTT RESOLUTION LIFE INSURANCE COMPANY | 0 | 74.907 | 74.907 |
| **D | NORTHROP GRUMMAN CORPORATION VEBB MASTER TRUST I | 0 | 26.125 | 26.125 |
| **D | BURROUGHS WELLCOME FUND | 0 | 188.017 | 188.017 |
| **D | STATE OF NEW JERSEY COMMON PENSION FUND D | 0 | 3.295.971 | 3.295.971 |
| **D | STICHTING NN CDC PENSIOENFONDS | 0 | 34.173 | 34.173 |
| **D | GOVERNMENT PENSION INVESTMENT FUND | 0 | 308.324 | 308.324 |
| **D | GOVERNMENT PENSION INVESTMENT FUND | 0 | 936.554 | 936.554 |
| **D | GOVERNMENT PENSION INVESTMENT FUND | 0 | 1.724.023 | 1.724.023 |
| **D | GOVERNMENT PENSION INVESTMENT FUND | 0 | 7.251.538 | 7.251.538 |
| **D | SWEDBANK ROBUR ACCESS EUROPA | 0 | 1.079.104 | 1.079.104 |
| **D | UNIVERSAL-INVESTMENT-GESELLSCHAFT MBH FOR UI-ELKB-FONDS 3 | 0 | 867.000 | 867.000 |
| **D | UNION PACIFIC CORPORATION MASTER RETIREMENT TRUST | 0 | 65.534 | 65.534 |
| **D | DWS INVESTMENT GMBH FOR DEAMFONDS PG EO | 0 | 179.434 | 179.434 |
| **D | UNIVERSAL-INVESTMENT-GESELLSCHAFT MBH FOR UI-ELKB-FONDS 2 | 0 | 55.139 | 55.139 |
| **D | AXA INVESTMENT MANAGERS SCHWEIZAG ON BEHALF OF AXA (CH) STRATEGY FUND - GLOBAL EQUITY CHF | 0 | 37.001 | 37.001 |
| **D | FMR CAPITAL INC | 0 | 9.009 | 9.009 |
| **D | INTE KAPITALANLAGEGESSELLSCHAFT MBH FOR LHPRIVATRENTEAKTIEN | 0 | 588.000 | 588.000 |
| **D | VPV ALLGEMEINE VERSICHERUNGSAG | 0 | 55.000 | 55.000 |
| **D | PUTNAM MULTI-ASSET INCOME FUND | 0 | 17.111 | 17.111 |
| **D | PUTNAM VARIABLE TRUST - PUTNAM VT GLOBAL ASSET ALLOCATION FUND | 0 | 13.244 | 13.244 |
| **D | PUTNAM DYNAMIC ASSET ALLOCATIONGROWTH FUND | 0 | 300.157 | 300.157 |
| **D | RSS INV SUSTAINABLE GLOBAL SHARES EX FOSSIL FUELS FUND | 0 | 6.841 | 6.841 |
| **D | RUSSELL INVESTMENTS SUSTAINABLEGLOBAL OPPORTUNITIES FUND | 0 | 4.719 | 4.719 |
| **D | RUSSELL INVESTMENTS LOW CARBON GLOBAL SHARES FUND | 0 | 145.776 | 145.776 |
| **D | RUSSELL INVESTMENTS GLOBAL SHARES INDEX FUND LEVEL 28 | 0 | 122.389 | 122.389 |
| **D | REALINDEX GLOBAL SHARE FUND (SCREENED) | 0 | 404.635 | 404.635 |
| **D | EMERGENCY SERVICES SUPERANNUATION SCHEME | 0 | 25.582 | 25.582 |
| **D | AWARE SUPER | 0 | 431.624 | 431.624 |
| **D | RUSSELL INVESTMENTS GLOBAL LISTED INFRASTRUCTURE FUND HEDGED | 0 | 59.768 | 59.768 |
| **D | PINEBRIDGE GLOBAL DYNAMIC ASSETALLOCATION FUND | 0 | 52.938 | 52.938 |
| **D | PERPETUAL ECONOMIC DIVERSIFICATION GLOBAL EQUITY FUND | 0 | 114.042 | 114.042 |
| **D | AXA IM SUSTAINABLE EQUITY FUND | 0 | 192.085 | 192.085 |
| **D | RETAIL EMPLOYEES SUPERANNUATIONTRUST | 0 | 1.190.290 | 1.190.290 |
| **D | UBS CBRE GLOBAL INFRASTRUCTURE SECURITIES FUND | 0 | 422.257 | 422.257 |
| **D | VANECK MSCI INTERNATIONAL VALUEETF | 0 | 99.153 | 99.153 |
| **D | GMO CLIMATE CHANGE TRUST | 0 | 18.412 | 18.412 |
| Totale voti | | | | 6.446.636.411 |
| Percentuale votanti % | | | | 97,640260 |

Azionisti in delega: 3.430

Pagina 69





ENEL S.p.A.

23 maggio 2024

Assemblea Ordinaria del 23 maggio 2024

LISTA ESITO DELLE VOTAZIONE

Oggetto: 5.2 Relazione sulla politica di remunerazione e sui compensi corrisposti - Seconda Sezione: relazione sui compensi corrisposti nel 2023 (deliberazione non vincolante)
FAVOREVOLI

Badge Regione Sociale
Percentuale Capitale % 63,409456

Proprio Delega Totale

679

Azionisti in delega: 3.430

Pagina 70

LISTA ESITO DELLE VOTAZIONE

Oggetto: 5.2 Relazione sulla politica di remunerazione e sui compensi corrisposti nel 2023 (deliberazione non vincolante)
CONTRARI

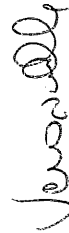
| Badge | Ragione Sociale | Proprio | Delega | Totale |
|-------|--|---------|-----------|-----------|
| 1 | COMPUTERSHARE SPA RAPPRESENTANTE DESIGNATO IN QUALITÀ DI DELEGATO 135-UNDECIES TUF IN PERSONA DI VERONICA CICIRIELLO | 0 | 0 | 0 |
| *** | LOMBARDI GIANFRANCO | 0 | 3.000 | 3.000 |
| 2 | COMPUTERSHARE SPA RAPPRESENTANTE DESIGNATO IN QUALITÀ DI DELEGATO 135-NOVIES IN PERSONA DI VERONICA CICIRIELLO | 0 | 0 | 0 |
| *** | FONDAZIONE FINANZA ETICA | 0 | 250 | 250 |
| *** | BAREL ALESSANDRO | 0 | 160 | 160 |
| 3 | COMPUTERSHARE SPA RAPPRESENTANTE DESIGNATO QUALE SUBDELEGATO 135-NOVIES (ST. TREVISAN) IN PERSONA DI VERONICA CICIRIELLO | 0 | 0 | 0 |
| *** | BAYERNINVEST KVG MBH | 0 | 3.113.667 | 3.113.667 |
| *** | MEAG FLEXCONCEPT-EUROGROWTH | 0 | 10.263 | 10.263 |
| *** | BERNISCHE LEHRERVERSICHERUNGSKASSE | 0 | 232.575 | 232.575 |
| *** | BERNISCHE PENSIONSKASSE BPK RUBR ES AKTIEN EUROPA | 0 | 717.754 | 717.754 |
| *** | CPR DU PERSONNEL ETAT DE FRIBOURG | 0 | 106.758 | 106.758 |
| *** | CIAPP - CAISSE INTER-ENTREPRISES DE PREVOYANCE PROFESSIONNELLE | 0 | 788.577 | 788.577 |
| *** | CAPACITY - FONDS INSTITUTIONNEL - ACTIONS ETRANGERES RENDEMENT ABSOLU | 0 | 204.735 | 204.735 |
| *** | FONDS DE PLACEMENT UNIGE - ACTIONS ETRANGERES | 0 | 66.032 | 66.032 |
| *** | SYNERGIE ACTIONS MONDE (EX-SUISSE) INDEXEES | 0 | 28.245 | 28.245 |
| *** | RP - FONDS INSTITUTIONNEL - ACTIONS MARCHES DEVELOPPES LARGE CAP | 0 | 4.667 | 4.667 |
| *** | AEIS INSTITUTIONAL FUND - AKTIEN GLOBAL | 0 | 232.949 | 232.949 |
| *** | LEGACY LM LP | 0 | 153.000 | 153.000 |
| *** | SYNERGIE - ACTIONS GLOBALES TARGETNETZERO | 0 | 26.915 | 26.915 |
| *** | CAPACITY - FONDS INSTITUTIONNEL - ACTIONS ETRANGERES | 0 | 70.000 | 70.000 |
| *** | SYNERGIE - ACTIONS EUROPE (EX-CH) - B | 0 | 662.031 | 662.031 |
| *** | SYNERGIE - ACTIONS EUROPE (EX-CH) - A | 0 | 631.960 | 631.960 |
| *** | SKAGEN ENTERPRISE HOLDINGS LIMITED | 0 | 100.000 | 100.000 |
| *** | VILLIERS ACTIONS EUROPE AGI | 0 | 2.000.000 | 2.000.000 |
| *** | ERAFP ACTIONS EURO III | 0 | 5.854.878 | 5.854.878 |
| *** | FCP KLESIA K ACTIONS EURO | 0 | 24.086 | 24.086 |
| *** | EPEENS OFFENSIF ISR | 0 | 334.312 | 334.312 |
| *** | ERAFP ACTIONS EURO IV | 0 | 1.989.893 | 1.989.893 |
| *** | ERGO VERMOGENSMANAGEMENT ROBUST | 0 | 4.429.414 | 4.429.414 |
| *** | MEAG DIVIDENDE | 0 | 61.628 | 61.628 |
| *** | MEAG EUROINVEST | 0 | 64.234 | 64.234 |
| *** | MEAG VERMOGENSANLAGE KOMFORT | 0 | 1.112.405 | 1.112.405 |
| *** | FCF HGA ACTIONS ISR | 0 | 21.384 | 21.384 |
| *** | ERGO VERMOGENSMANAGEMENT FLEXIBEL | 0 | 983.655 | 983.655 |
| *** | MEAG VERMOGENSANLAGE RETURN | 0 | 44.533 | 44.533 |
| *** | FCF HGA ACTIONS SOLIDAIRE EMPLOI SANTE | 0 | 26.832 | 26.832 |
| *** | ERGO VERMOGENSMANAGEMENT AUSGEWOGEN | 0 | 346.840 | 346.840 |
| *** | MEAG EUROERTRAG | 0 | 145.257 | 145.257 |
| *** | MEAG EUROBALANCE | 0 | 370.879 | 370.879 |
| *** | MEAG BENEDICT | 0 | 281.836 | 281.836 |
| *** | FCP KLESIA K RETRAITE EURO | 0 | 2.734 | 2.734 |
| *** | MEAG MM-FONDS 100 | 0 | 2.295.065 | 2.295.065 |
| *** | MEAG PREMIUM | 0 | 13.340 | 13.340 |
| *** | MEAG EUROKAPITAL | 0 | 1.894.443 | 1.894.443 |
| *** | AVIVA INVESTORS PORTFOLIO FUNDS ICVC AVIVA INVESTORS MULTI-ASSET CORE FUND V | 0 | 150.938 | 150.938 |
| *** | AVIVA LIFE & PENSIONS IRELAND DAC | 0 | 11.989 | 11.989 |
| *** | AVIVA LIFE & PENSIONS UK LIMITED | 0 | 5.956.515 | 5.956.515 |
| *** | | 0 | 7.697.725 | 7.697.725 |



LISTA ESITO DELLE VOTAZIONE

Oggetto: 5.2 Relazione sulla politica di remunerazione e sui compensi corrisposti - Seconda Sezione: relazione sui compensi corrisposti nel 2023 (deliberazione non vincolante)
CONTRARI

| Badge | Ragione Sociale | Proprio | Delega | Totale |
|-------|---|---------|-----------|-----------|
| **D | AVIVA INVESTORS PORTFOLIO FUNDS ICVC AVIVA INVESTORS MULTI-ASSET CORE FUND III | 0 | 39.199 | 39.199 |
| **D | AVIVA INVESTORS PORTFOLIO FUNDS ICVC AVIVA INVESTORS MULTI-ASSET CORE FUND IV | 0 | 28.901 | 28.901 |
| **D | AVIVA INVESTORS INVESTMENT FUNDS ICVC AVIVA INVESTORS GLOBAL EQUITY INCOME FUND | 0 | 2.131.277 | 2.131.277 |
| **D | MOMENTUM GLOBAL FUNDS | 0 | 90.515 | 90.515 |
| **D | AVIVA INVESTORS PORTFOLIO FUNDS ICVC AVIVA INVESTORS MULTI-ASSET CORE FUND II | 0 | 20.411 | 20.411 |
| **D | PUB INSTITUTIONAL FUND UMBRELLA- PUB EQUITIES EUROPE (EX SWITZERLAND) 1 | 0 | 186.624 | 186.624 |
| **D | ROBECO CAPITAL GROWTH FUNDS | 0 | 6.152.389 | 6.152.389 |
| **D | PUB INSTITUTIONAL FUND UMBRELLA PUB EQUITIES EUROPE (EX SWITZERLAND) 2 | 0 | 205.566 | 205.566 |
| **D | AVIVA INVESTORS INVESTMENT FUNDS ICVC AVIVA INVESTORS INTERNATIONAL INDEX TRACKING FUND | 0 | 119.396 | 119.396 |
| **D | AVIVA INVESTORS PORTFOLIO FUNDS ICVC AVIVA INVESTORS MULTI-ASSET CORE FUND I | 0 | 2.215 | 2.215 |
| **D | OCEAN ASSETS LLC | 0 | 6.500 | 6.500 |
| **D | OFI INVEST | 0 | 146.721 | 146.721 |
| **D | KAPITALEFØRNINGEN LD, SMART BETA - MANDAT | 0 | 54.150 | 54.150 |
| **D | AVIVA INVESTORS PASSIVE FUNDS ACS - AI CONTINENTAL EUROPEAN EQUITY INDEX FUND | 0 | 1.116.091 | 1.116.091 |
| **D | AVIVA LIFE AND PENSIONS UK LIMITED | 0 | 73.249 | 73.249 |
| **D | AVIVA INVESTORS PASSIVE FUNDS ACS - AI DEVELOPED EUROPEAN EX UK EQUITY INDEX FUND | 0 | 854.837 | 854.837 |
| **D | AVIVA INVESTORS PASSIVE FUNDS ACS - AI 60:40 GLOBAL EQUITY INDEX FUND | 0 | 217.006 | 217.006 |
| **D | AVIVA INVESTORS PASSIVE FUNDS ACS - AI DEVELOPED WORLD EX UK EQUITY INDEX FUND | 0 | 418.489 | 418.489 |
| **D | AVIVA INVESTORS PASSIVE FUNDS ACS - AI 30:70 GLOBAL EQUITY (CURRENCY HEDGED) INDEX FUND | 0 | 54.160 | 54.160 |
| **D | AVIVA INVESTORS PASSIVE FUNDS ACS - AI 50:50 GLOBAL EQUITY INDEX FUND | 0 | 822.014 | 822.014 |
| **D | AVIVA INVESTORS UK FUND SERVICES LIMITED | 0 | 885.146 | 885.146 |
| **D | ROYAL LONDON EQUITY FUNDS ICVC - ROYAL LONDON EUROPE EX UK EQUITY TILT FUND | 0 | 1.161.666 | 1.161.666 |
| **D | MEAG MUNICH ERGO KAPITALANLAGEGESELLSCHAFT MBH | 0 | 1.027.171 | 1.027.171 |
| **D | CAISSE DE PENSIONS DU PERSONNEL COMMUNAL DE LAUSANNE (CPCL) | 0 | 88.058 | 88.058 |
| **D | SUVA | 0 | 1.798.612 | 1.798.612 |
| **D | PENSIONSKASSE SUVA | 0 | 126.082 | 126.082 |
| **D | ECCLESIASTICAL INSURANCE OFFICE PLC STAFF RETIREMENT BENEFIT | 0 | 101.300 | 101.300 |
| **D | EDENTREE INVESTMENT FUND SERIES 1 EDENTREE GREEN FUTURE FUND | 0 | 164.033 | 164.033 |
| **D | STANDARD BANK OF SOUTH AFRICA LTD | 0 | 93.412 | 93.412 |
| **D | HIGHER INCOME FUND | 0 | 800.000 | 800.000 |
| **D | AMITY INTERNATIONAL FUND | 0 | 936.500 | 936.500 |
| **D | AMITY EUROPEAN FUND | 0 | 1.050.000 | 1.050.000 |
| **D | 1895 FONDS FGR | 0 | 1.072.724 | 1.072.724 |
| **D | 1895 FONDS STICHTING 1 | 0 | 68.173 | 68.173 |
| **D | AVIVA INVESTORS | 0 | 407.930 | 407.930 |
| **D | STICHTING PENSIOENFONDS RAIL AND OPENBAAR VERVOER | 0 | 8.773.470 | 8.773.470 |
| **D | ES OFI INVEST ESG ACTIONS CROI | 0 | 209.491 | 209.491 |
| **D | OFI INVEST ACTIONS CROISSANCE | 0 | 6.531 | 6.531 |
| **D | SOGECAP PROTECTED EQUITIES | 0 | 623.552 | 623.552 |
| **D | OFI INVEST ESG ACTIONS CROISSA | 0 | 506.566 | 506.566 |
| **D | OFI INVEST ESG DYNAMIQUE EURO | 0 | 247.023 | 247.023 |
| **D | OFI INVEST ESG EQUILIBRE EURO | 0 | 275.687 | 275.687 |
| **D | OFI INVEST ESG PRUDENT EURO | 0 | 85.773 | 85.773 |
| **D | OFI INVEST EUROPE | 0 | 16.229 | 16.229 |
| **D | OFI INVEST ISR ACTIONS EURO | 0 | 1.347.915 | 1.347.915 |
| **D | OFI INVEST PATRIMOINE | 0 | 90.521 | 90.521 |
| **D | AFER ACTIONS MONDE | 0 | 200.000 | 200.000 |
| **D | OFI INVEST DIVERSIFIE | 0 | 11.763 | 11.763 |
| **D | OFI INVEST DYNAMIQUE MONDE M | 0 | 1.621.423 | 1.621.423 |
| **D | OFI INVEST ISR VALEURS EURO | 0 | 300.000 | 300.000 |



Assemblea Ordinaria del 23 maggio 2024

LISTA ESITO DELLE VOTAZIONE

Oggetto: 5.2 Relazione sulla politica di remunerazione e sui compensi corrisposti nel 2023 (deliberazione non vincolante) CONTRARI

| Badge | Ragione Sociale | Proprio | Delega | Totale |
|-------|--|---------|------------|------------|
| **D | AFER PATRIMOINE | 0 | 6.550 | 6.550 |
| **D | AFER ACTIONS EURO ISR | 0 | 6.789.462 | 6.789.462 |
| **D | OFI INVEST PERFORMANCE | 0 | 28.702 | 28.702 |
| **D | OFI INVEST ISR PATRIMOINE MOND | 0 | 14.842 | 14.842 |
| **D | OFI INVEST ISR VALEURS EUROPE | 0 | 92.558 | 92.558 |
| **D | OFI INVEST EQUILIBRE MONDE M 2 | 0 | 899.310 | 899.310 |
| **D | OFI INVEST ESG EQUITY CLIMATE | 0 | 1.482.000 | 1.482.000 |
| **D | OFI INVEST ESG EURO EQUITY | 0 | 912.609 | 912.609 |
| **D | OFI INVEST ESG EURO EQUITY SMA | 0 | 215.247 | 215.247 |
| **D | GLOBAL FUND-OFI INVEST ACT4 PO | 0 | 220.000 | 220.000 |
| **D | GLOBAL FUND-OFI INVEST ACT4 SO | 0 | 150.000 | 150.000 |
| **D | GLOBAL FUND-OFI INVEST BIODIVE | 0 | 99.643 | 99.643 |
| **D | OFI INVEST REBOND | 0 | 4.465 | 4.465 |
| **D | NORTHERN LIGHTS FUND TRUST IV | 0 | 41.322 | 41.322 |
| **D | INSPIRE INTERNATIONAL ETF | 0 | 216.665 | 216.665 |
| *** | STOK ERIK | 0 | 10 | 10 |
| **D | WM POOL - EQUITIES TRUST NO. 75 | 0 | 250.838 | 250.838 |
| **D | UBS FUND MGT (CH) AG - CHI243B-TRIANGULUS - AKTIEN DEVMARK HEDGED | 0 | 366.081 | 366.081 |
| **D | UBS FUND MGT (CH) AG - CHI244B-TRIANGULUS - AKTIEN DEVMARK | 0 | 388.473 | 388.473 |
| **D | UBS FUND MANAGEMENT (SWITZERLAND) AG. | 0 | 48.852 | 48.852 |
| **D | PENSIONSKASSE POST | 0 | 1.298.449 | 1.298.449 |
| **D | TRIUM UCITS PLATFORM PLC | 0 | 193 | 193 |
| **D | STICHTING BLUE SKY LIQUID ASSET FUNDS | 0 | 7.958 | 7.958 |
| **D | LF WALES PENSION PARTNERSHIP (WALES PP) ASSET POOLING ACS UMBRELLA | 0 | 2.630.564 | 2.630.564 |
| **D | STICHTING BEDRIJFSTAKPENSIOENFONDS ZORGVERZEKERAARS. | 0 | 522.803 | 522.803 |
| **D | WM POOL - EQUITIES TRUST NO. 76 - ROBECO | 0 | 31.237 | 31.237 |
| **D | WM POOL - EQUITIES TRUST NO. 31 - ROBECO | 0 | 9.014 | 9.014 |
| **D | STICHTING PENSIOENFONDS METAAL EN TECHNIEK MN SERVICES | 0 | 758.224 | 758.224 |
| **D | STICHTING MN SERVICES | 0 | 2.604.886 | 2.604.886 |
| **D | STICHTING MN SERVICES AANDELENFO ND | 0 | 491.060 | 491.060 |
| *** | ABDALRAHMAN ALY SAAD ABDALLAH ALY MOHAMMAD | 0 | 50 | 50 |
| **D | MEDIAHUIS NL PF DME MANDATE PZENA | 0 | 193.723 | 193.723 |
| **D | CNP RETRAITE | 0 | 43.776 | 43.776 |
| **D | MANDAT LBP PREVOYANCE | 0 | 60.000 | 60.000 |
| **D | 270..POSTE Avenir | 0 | 10.137.143 | 10.137.143 |
| **D | OFI AF DYNAMIQUE | 0 | 37.549 | 37.549 |
| **D | AEMA OBJECTIF NEUTRE CARBONE 2050 | 0 | 71.414 | 71.414 |
| **D | FCP GROWTH | 0 | 7.425 | 7.425 |
| **D | AFI RETRAITE DIVERSIFIE | 0 | 19.666 | 19.666 |
| **D | AFICIL ACTIONS EURO | 0 | 108.452 | 108.452 |
| **D | EURO VALEUR ISR M | 0 | 39.833 | 39.833 |
| **D | GLOBAL ALLOCATION M | 0 | 933.653 | 933.653 |
| **D | RENDEMENT DIVERSIFIE M | 0 | 219.851 | 219.851 |
| **D | REGARD ACTIONS DEVELOPPEMENT D | 0 | 54.001 | 54.001 |
| **D | ECOFI OPTIM VARIANCE | 0 | 358.100 | 358.100 |
| **D | AMPLEGEST LONG/SHORT | 0 | 13.028 | 13.028 |
| **D | ADARA | 0 | 87.200 | 87.200 |
| **D | MEAG MUNICH ERGO KAPITALANLAGEGES MBH FOR MEAG EUROSTAR | 0 | 161.200 | 161.200 |
| **D | MEAG MUNICH ERGO KAPITALANLAGEGESELLSCHAFT MBH FOR MEAG ATLAS | 0 | 46.384 | 46.384 |
| **D | | 0 | 66.476 | 66.476 |



Assemblea Ordinaria del 23 maggio 2024

LISTA ESITO DELLE VOTAZIONE

Oggetto: 5.2 Relazione sulla politica di remunerazione e sui compensi corrisposti - Seconda Sezione: relazione sui compensi corrisposti nel 2023 (deliberazione non vincolante)
CONTRARI

| Badge | Ragione Sociale | Proprio | Delega | Totale |
|-------|---|---------|-----------|-----------|
| **D | MEAG MULTI LIFE | 0 | 262.632 | 262.632 |
| **D | MEAG MUNICH ERGO KAPITALANLAGEGESELLSCHAFT MBH FOR MEAG ERGO PENSION I | 0 | 301.554 | 301.554 |
| **D | MEAG PENSION INVEST | 0 | 110.653 | 110.653 |
| **D | MEAG MUNICH ERGO KAPITALANLAGEGESELLSCHAFT MBH FOR MEAG EURO 1 | 0 | 172.159 | 172.159 |
| **D | BMO GLOBAL INFRASTRUCTURE FUND | 0 | 652.212 | 652.212 |
| **D | BMO GLOBAL CLIMATE TRANSITION FUND | 0 | 2.657 | 2.657 |
| **D | BMO GLOBAL DIVIDEND OPPORTUNITIES FUND | 0 | 107.199 | 107.199 |
| **D | MEAG MUNICH ERGO KAPITALANLAGEGESELLSCHAFT MBH FOR MEAG VISION | 0 | 165.446 | 165.446 |
| **D | BMO EUROPE HIGH DIVIDEND COVERED CALL ETF | 0 | 2.903.790 | 2.903.790 |
| **D | BMO MSCI EAFE ESG LEADERS INDEXETF | 0 | 60.780 | 60.780 |
| **D | BMO MSCI EAFE INDEX ETF | 0 | 2.549.438 | 2.549.438 |
| **D | BMO INTERNATIONAL DIVIDEND ETF | 0 | 856.001 | 856.001 |
| **D | NATWEST TRUSTEE AND DEPOSITARY SERVICES LIMITED AS TRUSTEE OF ST. JAMES' S PLACE CONTINENTAL EURO | 0 | 268.882 | 268.882 |
| **D | ROYAL LONDON ASSET MANAGEMENT FUNDS PLC | 0 | 1.096.091 | 1.096.091 |
| **D | MOUNT HATTON INVESTMENTS LIMITED | 0 | 4.677 | 4.677 |

Totale voti 122.859.926

Percentuale votanti % 1,860827

Percentuale Capitale % 1,208457

683



Assemblea Ordinaria del 23 maggio 2024

LISTA ESITO DELLE VOTAZIONE

686

Objetto: 5.2 Relazione sulla politica di remunerazione e sui compensi corrisposti - Seconda Sezione: relazione sui compensi corrisposti nel 2023 (deliberazione non vincolante) ASTENUTI

| Badge | Ragione Sociale | Proprio | Delega | Totale |
|-------|---|---------|-----------|-----------|
| 1 | COMPUTERSHARE SPA RAPPRESENTANTE DESIGNATO IN QUALITÀ DI DELEGATO 135-UNDECIES TUF IN PERSONA DI VERONICA CICIRIELLO | 0 | 0 | 0 |
| *** | GATTI MARCO | 0 | 22.000 | 22.000 |
| *** | SANA MAURIZIO | 0 | 1.800 | 1.800 |
| 3 | COMPUTERSHARE SPA RAPPRESENTANTE DESIGNATO QUALE SUBDELEGATO 135-NOVIES (ST.TREVISAN) IN PERSONA DI VERONICA CICIRIELLO | 0 | 0 | 0 |
| **D | CSM INTERGENERATIONS | 0 | 41.405 | 41.405 |
| **D | INVESTITORI FLESSIBILE | 0 | 255.500 | 255.500 |
| **D | INVESTITORI FLEXIBLE EQUITY ESG | 0 | 18.980 | 18.980 |
| **D | INVESTITORI PIAZZA AFFARI | 0 | 196.000 | 196.000 |
| **D | MULTIPAR ACTIONS EURO BAS CARBONE | 0 | 48.604 | 48.604 |
| **D | SICAV BNP EASY EURO STOXX 50 | 0 | 1.289.121 | 1.289.121 |
| **D | THEAM QUANT - EQUITY EUROPE DEF1 | 0 | 54.688 | 54.688 |
| **D | BNP PARIBAS SUSTAINABLE FUNDS GLOBAL EQUITY | 0 | 654.078 | 654.078 |
| **D | BNP PARIBAS EASY - MSCI EUROPE EX CW | 0 | 971.135 | 971.135 |
| **D | BNP PARIBAS FUNDS - GLOBAL CLIMATE SOLUTIONS | 0 | 720.569 | 720.569 |
| **D | BNP PARIBAS FUNDS - MULTI-ASSET OPPORTUNITIES | 0 | 103.887 | 103.887 |
| **D | THEAM QUANT - EQUITY EUROZONE DEF1 | 0 | 86.910 | 86.910 |
| **D | THEAM QUANT - LEIS SELECTION | 0 | 5.771 | 5.771 |
| **D | BNP PARIBAS FUNDS - SUSTAINABLE EURO MULTI-FACTOR EQUITY | 0 | 34.114 | 34.114 |
| **D | BNP PARIBAS EASY - MSCI EUROPE ESG FILTERED MIN TE | 0 | 783.615 | 783.615 |
| **D | BNP PARIBAS B INVEST - GLOBAL EQUITY D | 0 | 1.149.765 | 1.149.765 |
| **D | G.A.-FUND-B - EQUITY BROAD EURO P | 0 | 241.409 | 241.409 |
| **D | THEAM QUANT- EQUITY WORLD GLOBAL GOALS | 0 | 710.642 | 710.642 |
| **D | BNP PARIBAS FUNDS - EUROPE VALUE | 0 | 931.714 | 931.714 |
| **D | THEAM QUANT - BOND EUROPE CLIMATE CARBON OFFSET PLAN | 0 | 3.688 | 3.688 |
| **D | CATALYST/MILLBURN DYNAMIC COMMODITY STRATEGY FUND | 0 | 2.084 | 2.084 |
| **D | THEAM QUANT - EQUITY WORLD DEF1 | 0 | 34.426 | 34.426 |
| **D | BNP PARIBAS FUNDS - SUSTAINABLE EUROPE DIVIDEND | 0 | 233.791 | 233.791 |
| **D | ZEPHYR - TARGET VOLATILITY 2 | 0 | 109.859 | 109.859 |
| **D | INVESTITORI EUROPA | 0 | 41.000 | 41.000 |
| **D | BNP PARIBAS EASY ICAY - BNP PARIBAS EASY MSCI WORLD ESG FILTERED MIN TE UCITS ETF | 0 | 31.062 | 31.062 |
| **D | BNP PARIBAS EASY - ECPI GLOBAL ESG HYDROGEN ECONOMY | 0 | 216.558 | 216.558 |
| **D | BNP PARIBAS APOLLO MEDICAL TECH | 0 | 165.399 | 165.399 |
| **D | THEAM QUANT - NEW ENERGY OPPORTUNITIES | 0 | 16.107 | 16.107 |
| **D | NATIO-FONDS MONACO REVENUS | 0 | 28.456 | 28.456 |
| **D | ZEPHYR - OPTIMISED PLUS 2 | 0 | 50.085 | 50.085 |
| **D | BNP PARIBAS ACTIONS PATRIMOINE ISR | 0 | 582.596 | 582.596 |
| **D | BNP PARIBAS DEEP VALUE | 0 | 290.598 | 290.598 |
| **D | G.A.-FUND-B - WORLD EQUITIES | 0 | 110.502 | 110.502 |
| **D | BNP PARIBAS VALEURS EURO ISR | 0 | 89.882 | 89.882 |
| **D | BNP PARIBAS EQUITY - FOCUS ITALIA | 0 | 1.050.204 | 1.050.204 |
| **D | CARDIF ASSURANCE VIE | 0 | 121.441 | 121.441 |
| **D | BNP PARIBAS FUNDS - EURO DEFENSIVE EQUITY | 0 | 1.605.739 | 1.605.739 |
| **D | BNP PARIBAS ACTIONS RENDMENT ISR | 0 | 349.466 | 349.466 |
| **D | CUSTODY BANK OF JAPAN, LTD. RE: STB BNP PARIBAS EUROPE EQUITY INCOME AND GROWTH MOTHER FUND | 0 | 182.066 | 182.066 |
| **D | BNP PARIBAS EASY ICAY - BNP PARIBAS EASY ECPI GLOBAL ESG INFRASTRUCTURE UCITS ETF | 0 | 19.119 | 19.119 |
| **D | G.A.-FUND-B - SUSTAINABLE WORLD EQUITIES | 0 | 278.293 | 278.293 |
| **D | THEAM QUANT FUNDS - WORLD CLIMATE NAVIGATOR 90% PROTECTED | 0 | 25.111 | 25.111 |
| **D | | 0 | 355.651 | 355.651 |



LISTA ESITO DELLE VOTAZIONE

Oggetto: 5.2 Relazione sulla politica di remunerazione e sui compensi corrisposti - Seconda Sezione: relazione sui compensi corrisposti nel 2023 (deliberazione non vincolante)
ASTENUTI

| Badge | Ragione Sociale | Proprio | Delega | Totale |
|-------|--|---------|------------|------------|
| **D | LITHIUM RENDEMENT | 0 | 184.400 | 184.400 |
| **D | THEAM QUANT - EQUITY US FACTOR DEFENSIVE | 0 | 41.077 | 41.077 |
| **D | ZEPHYR - EUROPE EQUITY ESG OPTIMIZED | 0 | 32.524 | 32.524 |
| **D | HARVEST GLOBAL VALUE OPPORTUNITIES EQUITY FUND | 0 | 112 | 112 |
| **D | DREYFUSS FREDERIC | 0 | 2.500 | 2.500 |
| **D | EMPLOYEES PROVIDENT FUND BOARD | 0 | 2.830.393 | 2.830.393 |
| **D | MACKENZIE USD GREENCHIP GLOBAL ENVIRONMENTAL ALL CAP FUND | 0 | 9.000 | 9.000 |
| **D | IG MACKENZIE BETTERWORLD SRI FUND | 0 | 143.925 | 143.925 |
| **D | MACKENZIE GREENCHIP GLOBAL ENVIRONMENTAL ALL CAP | 0 | 12.293.227 | 12.293.227 |
| **D | ALLIANZ | 0 | 321.813 | 321.813 |
| **D | HERMANDAD NACIONAL ARQUITECTOS TECNI.Y QUIM. M.P.S. | 0 | 210.950 | 210.950 |
| **D | MACKENZIE GLOBAL ENVIRONMENTAL EQUITY MASTER FUND (CAYMAN) L | 0 | 526.750 | 526.750 |
| **D | RIVERFIELD SICAV - RIVERFIELD ALLROUNDER | 0 | 12.000 | 12.000 |
| **D | RIVERFIELD SICAV - RIVERFIELD REAL ASSETS | 0 | 10.000 | 10.000 |
| **D | ALLIANZ GLOBAL INVESTORS GLOBAL ECO TRENDS FUND | 0 | 223.876 | 223.876 |
| **D | KLAVERBLAD SCHADEVERZEKERINGSMAATSCHAPPI | 0 | 116.308 | 116.308 |
| **D | COOPERATIE KLAVERBLAD VERZEKERINGEN U.A. | 0 | 119.371 | 119.371 |
| **D | FCP NATIO-FONDS PHARMA-ACTIONS | 0 | 63.264 | 63.264 |
| **D | FCP CARPINKO EUROPE | 0 | 600.000 | 600.000 |
| **D | FCPE IBM FRANCE C | 0 | 102.000 | 102.000 |
| **D | FCP HAMELIN DIVERSIFIE FLEX II | 0 | 55.500 | 55.500 |
| **D | OHIO NATIONAL FUND, INC.-ON BLACKROCK ADVANTAGE INTERNATIONAL EQUITY PORTFOLIO | 0 | 12.959 | 12.959 |
| **D | GOVERNMENT PENSION INVESTMENT FUND | 0 | 713.600 | 713.600 |

Totale voti 32.940.439

Percentuale votanti % 0,498913

Percentuale Capitale % 0,324004



685