

<p>Informazione Regolamentata n. 0116-10-2025</p>	<p>Data/Ora Inizio Diffusione 6 Marzo 2025 19:18:04</p>	<p>Euronext Milan</p>
---	---	-----------------------

Societa' : ENEL

Identificativo Informazione Regolamentata : 202103

Utenza - Referente : ENELN07 - Giannetti Davide

Tipologia : REGEM

Data/Ora Ricezione : 6 Marzo 2025 19:18:04

Data/Ora Inizio Diffusione : 6 Marzo 2025 19:18:04

Oggetto : Enel pubblica il report sui dati operativi di Gruppo del quarto trimestre e dell'anno 2024

Testo del comunicato

Vedi allegato



COMUNICATO STAMPA

International Press Office

T +39 06 8305 5699
ufficiostampa@enel.com
gnm@enel.com
enel.com

Investor Relations

T +39 06 8305 7975
investor.relations@enel.com
enel.com

ENEL PUBBLICA IL REPORT SUI DATI OPERATIVI DI GRUPPO DEL QUARTO TRIMESTRE E DELL'ANNO 2024

Roma, 6 marzo 2025 – Enel S.p.A. (“Enel”) ha pubblicato il “*Quarterly Bulletin*” (“*Report*”) contenente i dati operativi del Gruppo del quarto trimestre e dell’anno 2024.

Il *Report*, pubblicato in anticipo rispetto all’approvazione da parte del Consiglio di Amministrazione di Enel e alla divulgazione dei dati economico-finanziari contenuti nei documenti contabili periodici, si pone l’obiettivo di rafforzare ulteriormente la trasparenza del Gruppo nei confronti della comunità finanziaria, in linea con le *best practice* dei mercati più evoluti.

Il *Report*, allegato al presente comunicato stampa, è a disposizione del pubblico presso la sede sociale, sul sito internet di Enel (www.enel.com), e – unitamente al presente comunicato – presso il meccanismo di stoccaggio autorizzato “eMarket Storage” (www.emarketstorage.it).



FY 2024

Quarterly Bulletin





Quarterly bulletin

Pro-forma KPIs FY 2024

Index

1. Enel Green Power & Conventional Generation



2. Grids



3. Global Retail

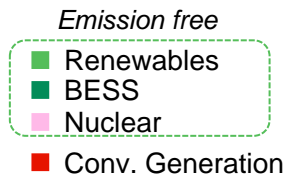
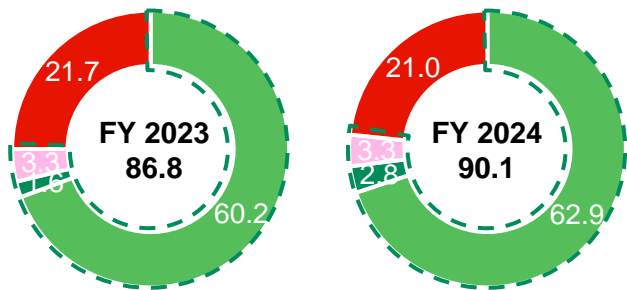




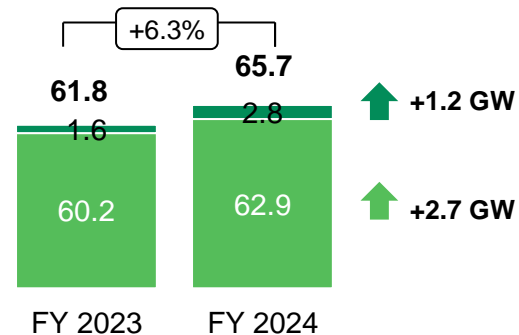
Enel Green Power & Conventional Generation

Pro-forma operating data FY 2024¹

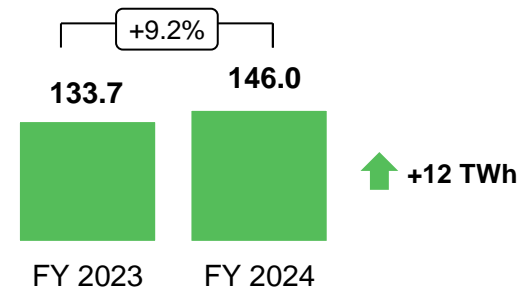
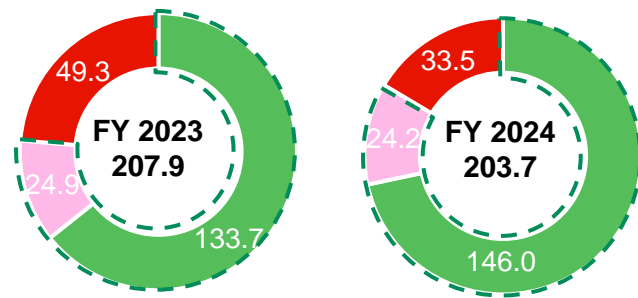
Installed capacity (GW)



Renewables & BESS



Production (TWh)



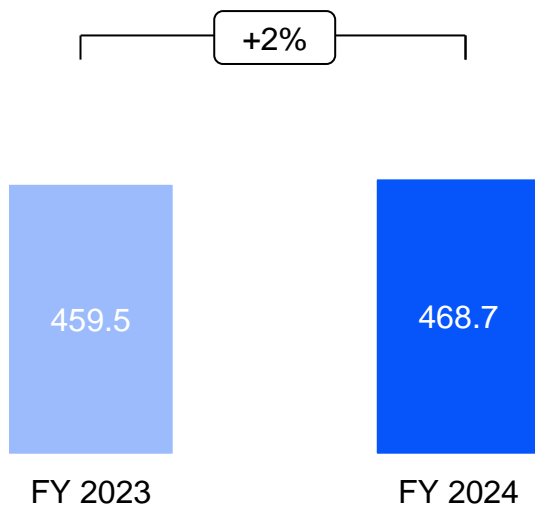
1. 2023 restated figures. Rounded figures. Includes capacity and production from renewable unconsolidated assets. Pro-forma numbers are net of the disposals executed in 2023 and 2024: US (Solar and Geothermal assets), Argentina (Costanera and Dock Sud), Chile (Solar assets), Romania, Colombia (O&G assets), Peru.



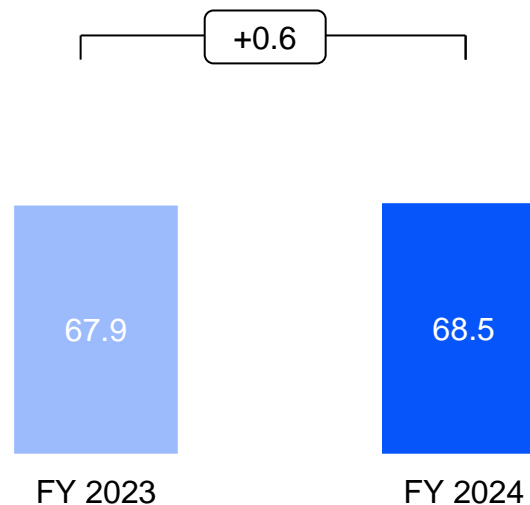
Grids

Pro-forma operating data FY 2024¹

Electricity distributed (TWh)



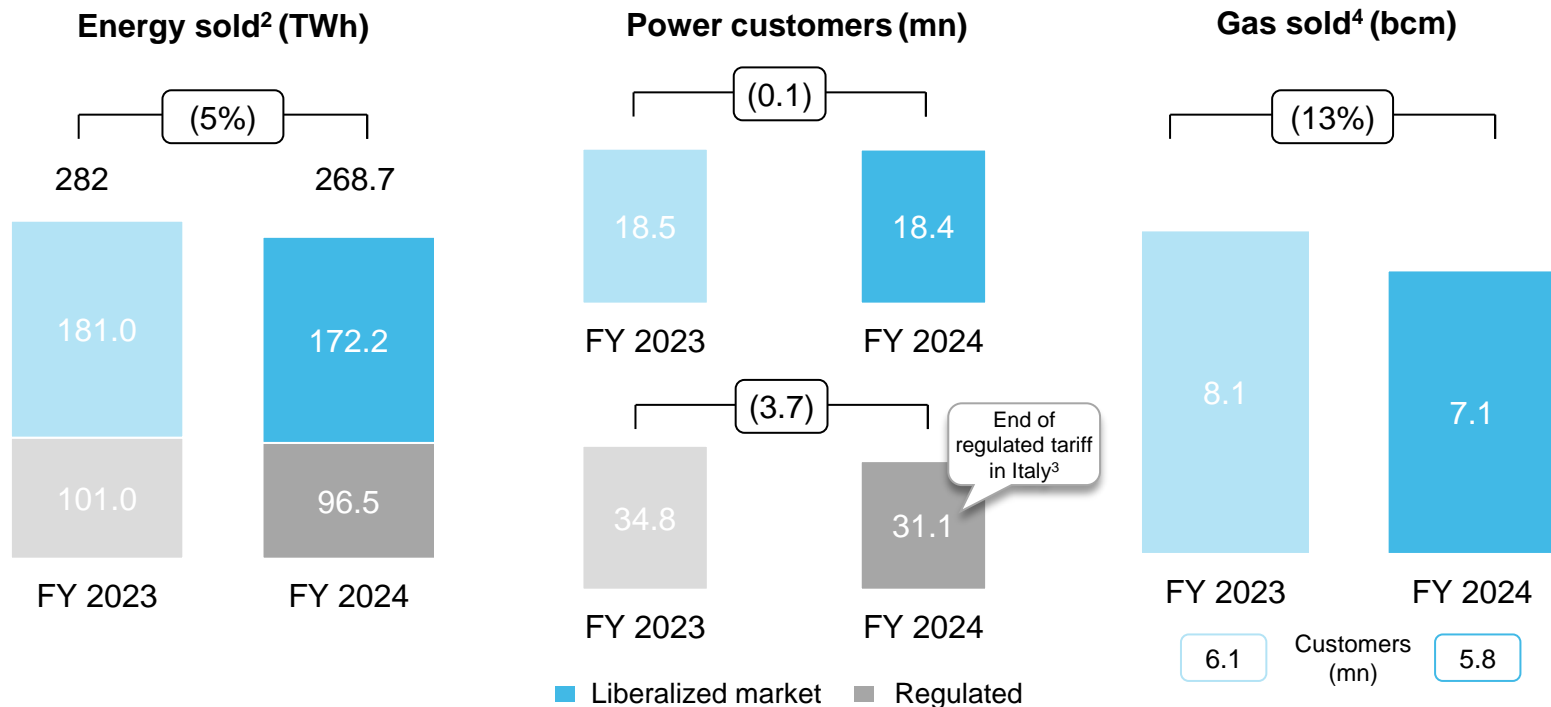
End users (mn)



1. 2023 restated figures. Pro-forma numbers are net of disposals: Grids in Lombardy (Italy), Perù and Romania.

Global Retail

Pro-forma operating data FY 2024¹



1. 2023 restated figures

2. Pro-forma numbers are net of disposals of Enel Romania for 6.7 TWh in 2023 and Peru assets for 12.1 TWh in 2023 and 4.8 TWh in 2024

3. End of regulated tariff in Italy for non vulnerable customers. Vulnerable customers still included in regulated customer base

4. Pro-forma numbers are net of disposals executed in 2023 (Enel Romania for 0.2 bcm)



Quarterly bulletin

Operating data FY 2024

Index

1. Enel Green Power & Conventional Generation



2. Grids



3. Enel X Global Retail



4. Disclaimer

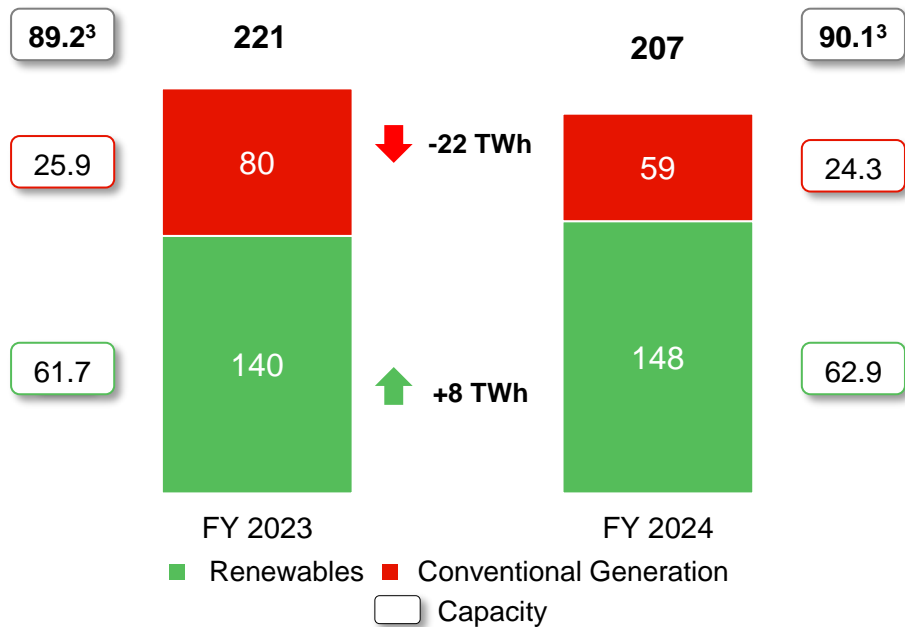




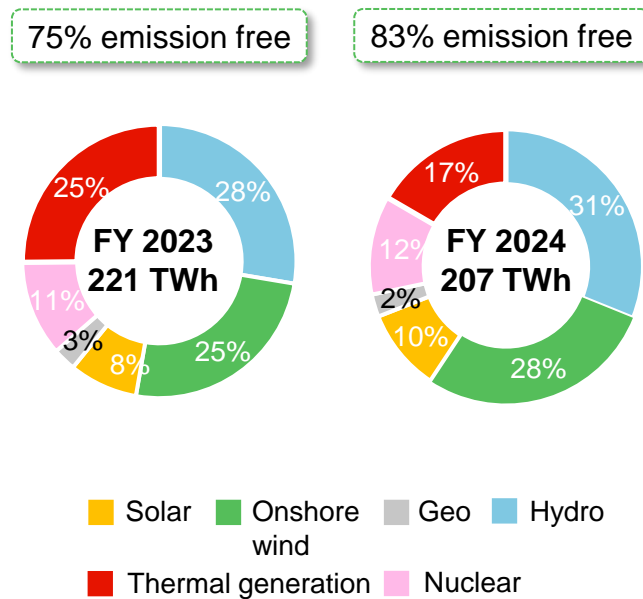
Enel Green Power & Conventional Generation

Operating data FY 2024¹

Production evolution (TWh) and installed capacity (GW)



Emission free share of production²



1. Rounded figures. Includes capacity and production from renewable unconsolidated assets.
 2. Considers nuclear + renewable production (consolidated & unconsolidated).
 3. It includes BESS Capacity (1.6 GW for FY 2023 and 2.8 GW for FY 2024)



Enel Green Power & Conventional Generation

Installed capacity & production at Group level

Installed capacity (MW)

Group	FY 2024	FY 2023	Δ yoy	2024 Add. Cap.
Hydro	27,697	28,340	-2.3%	158
Wind	15,739	15,853	-0.7%	203
Solar & Others	12,311	10,413	18.2%	2,278
Geothermal	860	931	-7.7%	-
Total Renewables	56,608	55,536	1.9%	2,639
Nuclear	3,328	3,328	-	-
Coal	4,627	4,627	-	-
CCGT	11,622	11,983	-3.0%	102
Oil & Gas	4,766	5,942	-19.8%	82
Total Conventional Generation	24,343	25,881	-5.9%	184
Total consolidated capacity	80,950	81,417	-0.6%	2,823
Unconsolidated capacity	6,290	6,197	1.5%	
Bess capacity	2,847	1,616	76.2%	1,266
Total installed capacity	90,087	89,230	1.0%	

Production (GWh)

Group	FY 2024	FY 2023	Δ yoy	Quarter prod.
Hydro	64,358	60,991	5.5%	14,333
Wind	46,078	45,339	1.6%	11,728
Solar & Others	17,392	14,654	18.7%	3,899
Geothermal	5,500	6,001	-8.3%	1,346
Total Renewables	133,328	126,985	5.0%	31,306
Nuclear	24,152	24,865	-2.9%	4,807
Coal	2,377	10,755	-77.9%	640
CCGT	26,411	36,705	-28.0%	6,647
Oil & Gas	5,606	8,021	-30.1%	1,232
Total Conventional Generation	58,545	80,345	-27.1%	13,326
Total consolidated production	191,873	207,330	-7.5%	44,632
Unconsolidated production	15,009	13,292	12.9%	
Total production	206,882	220,622	-6.2%	



Enel Green Power & Conventional Generation

Consolidated capacity & production – Italy

Installed capacity (MW)

Italy	FY 2024	FY 2023	Δ yoy	2024 Add. Cap.
Hydro	12,994	12,998	-	3
Wind	874	874	-	-
Solar & Others	436	237	84.5%	200
Geothermal	776	776	-	-
Total Renewables	15,081	14,885	1.3%	203
Coal	4,160	4,160	-	-
CCGT	4,709	4,607	2.2%	102
Oil & Gas	1,632	2,378	-31.4%	82
Total Conventional Generation	10,501	11,145	-5.8%	184
Total	25,582	26,030	-1.7%	387

Production (GWh)

Italy	FY 2024	FY 2023	Δ yoy	Quarter prod.
Hydro	18,475	15,270	21.0%	3,864
Wind	1,314	1,430	-8.1%	323
Solar & Others	313	88	255.0%	64
Geothermal	5,240	5,310	-1.3%	1,309
Total Renewables	25,342	22,098	14.7%	5,560
Coal	1,361	9,368	-85.5%	412
CCGT	7,789	10,935	-28.8%	1,774
Oil & Gas	291	200	45.5%	72
Total Conventional Generation	9,441	20,503	-54.0%	2,258
Total	34,783	42,601	-18.4%	7,818



Enel Green Power & Conventional Generation

Consolidated capacity & production – Iberia

Installed capacity (MW)

Iberia	FY 2024	FY 2023	Δ yoy	2024 Add. Cap.
Hydro	4,746	4,746	-	-
Wind	2,893	2,884	0.3%	9
Solar & Others	2,492	2,269	9.8%	223
Total Renewables	10,131	9,899	2.3%	232
Nuclear	3,328	3,328	-	-
Coal	241	241	-	-
CCGT	5,445	5,445	-	-
Oil & Gas	2,304	2,333	-1.3%	-
Total Conventional Generation	11,318	11,347	-0.3%	-
Total	21,449	21,247	1.0%	232

Production (GWh)

Iberia	FY 2024	FY 2023	Δ yoy	Quarter prod.
Hydro	7,660	5,083	50.7%	1,769
Wind	6,374	6,392	-0.3%	1,662
Solar & Others	3,758	2,737	37.3%	500
Total Renewables	17,792	14,212	25.2%	3,931
Nuclear	24,152	24,865	-2.9%	4,807
Coal	54	742	-92.8%	-
CCGT	13,474	15,939	-15.5%	4,286
Oil & Gas	4,309	4,505	-4.3%	1,013
Total Conventional Generation	41,988	46,052	-8.8%	10,107
Total	59,780	60,264	-0.8%	14,038



Enel Green Power & Conventional Generation

Consolidated capacity & production – Latin America and Central America¹

Installed capacity (MW)

Latin America	FY 2024	FY 2023	Δ yoy	2024 Add. Cap.
Hydro	9,957	9,802	1.6%	155
Wind	5,301	5,107	3.8%	194
Solar & Others	5,159	4,451	15.9%	708
Geothermal	83	83	-	-
Total Renewables	20,500	19,444	5.4%	1,056
Coal	226	226	-	-
CCGT	1,468	1,468	-	-
Oil & Gas	511	510	-	-
Total Conventional Generation	2,205	2,205	-	-
Total	22,705	21,648	4.9%	1,056

Production (GWh)

Latin America	FY 2024	FY 2023	Δ yoy	Quarter prod.
Hydro	36,404	36,458	-0.1%	6,980
Wind	16,924	14,407	17.5%	4,858
Solar & Others	7,636	6,558	16.4%	2,159
Geothermal	261	375	-30.5%	37
Total Renewables	61,225	57,798	5.9%	14,035
Coal	962	645	49.3%	228
CCGT	4,419	6,684	-33.9%	-142
Oil & Gas	481	1,288	-62.6%	-378
Total Conventional Generation	5,863	8,616	-32.0%	-292
Total	67,088	66,414	1.0%	13,743

1. 2023 restated figures. Latin America and Central America do not include Perú and include Mexico.



Enel Green Power & Conventional Generation

Consolidated capacity & production – North America & Other countries¹

North America²

Other countries³

Installed capacity (MW)

North America	FY 2024	FY 2023	Δ yoy	2024 Add. Cap.	Other countries	FY 2024	FY 2023	Δ yoy	2024 Add. Cap.
Hydro	-	-	-	-	Hydro	-	793	-100.0%	-
Wind	6,296	6,303	-0.1%	-	Wind	375	684	-45.2%	-
Solar & Others	3,867	2,797	38.3%	1,148	Solar & Others	357	659	-45.8%	-
Geothermal	-	72	-100.0%	-	Total	733	2,137	-65.7%	-
Total	10,163	9,171	10.8%	1,148					

Production (GWh)

North America	FY 2024	FY 2023	Δ yoy	Quarter prod.	Other countries	FY 2024	FY 2023	Δ yoy	Quarter prod.
Hydro	-	-	-	-	Hydro	1,819	4,179	-56.5%	-
Wind	20,388	19,706	3.5%	5,516	Wind	1,078	3,404	-68.3%	176
Solar & Others	4,863	3,530	37.8%	1,138	Solar & Others	822	1,741	-52.8%	162
Geothermal	-	316	-100.0%	-	Total	3,719	9,324	-60.1%	338
Total	25,251	23,553	7%	6,654					

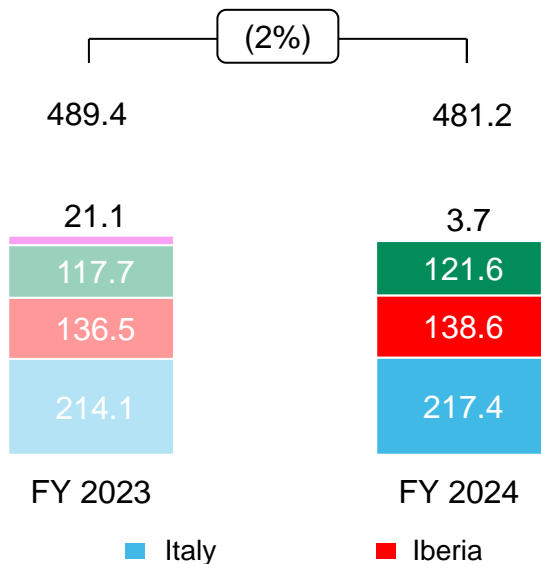
1. 2023 restated figures.

2. North America does not include Mexico.

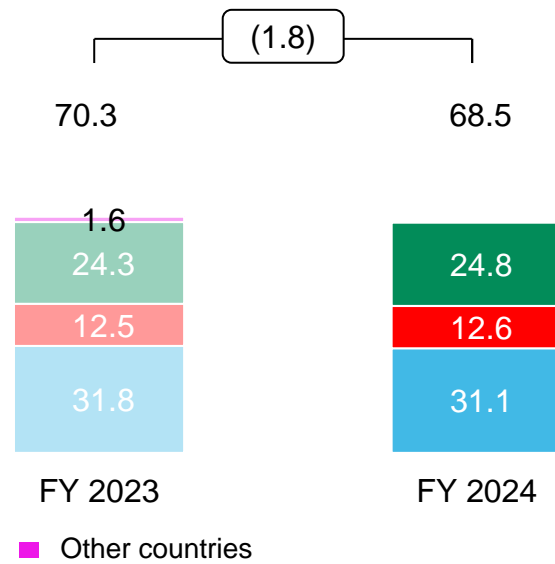
3. Other countries include Perú, Germany, South Africa, Zambia and India (FY 2024). Figures does not include Perú thermal generation capacity (0.3 GW in 2024, 1.2 GW in 2023) and production (1.3 GW in 2024, 5.2 GW in 2023)

Grids at Group level¹

Electricity distributed (TWh)²



End users (mn)³



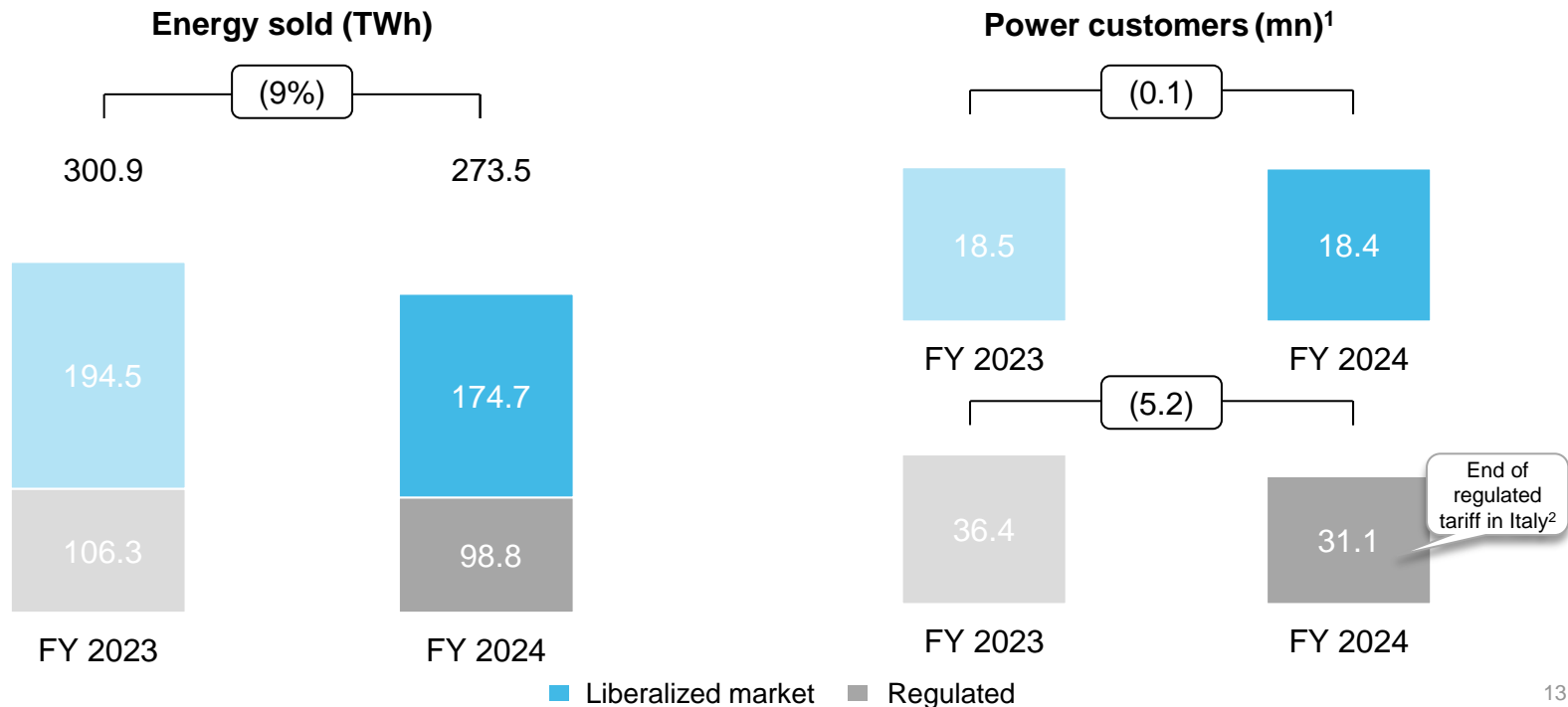
1. 2023 restated figures. Other countries include Perú and Romania.

2. Latin America breakdown – FY 2024: Argentina 17.6 TWh, Brazil: 73.9 TWh, Chile: 14.6 TWh, Colombia: 15.4 TWh, FY 2023: Argentina: 18.1 TWh, Brazil: 70.1 TWh, Chile: 14.2 TWh, Colombia: 15.3 TWh.

3. Latin America breakdown – FY 2024: Argentina 2.7 mn, Brazil: 15.9 mn, Chile: 2.2 mn, Colombia 4.0 mn.. FY 2023: Argentina: 2.7 mn, Brazil: 15.7 mn, Chile: 2.1 mn, Colombia 3.9 mn.



Retail at Group level



1. 2023 restated figures

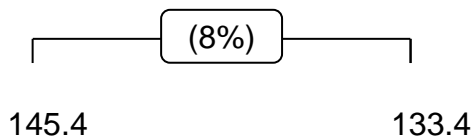
2. End of regulated tariff in Italy for non vulnerable customers. Vulnerable customers still included in regulated customer base



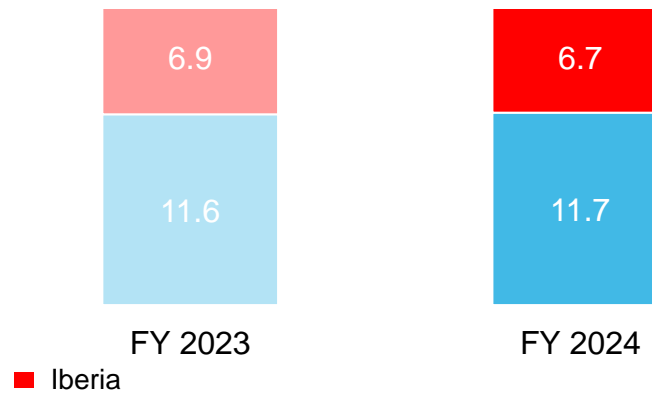
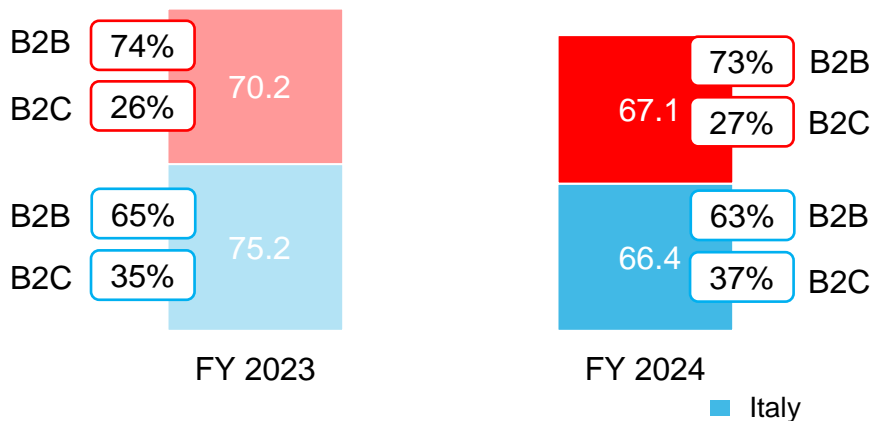
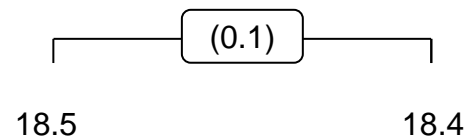
Retail

Liberalized power markets – Europe

Energy sold¹(TWh)



Power customers (mn)²

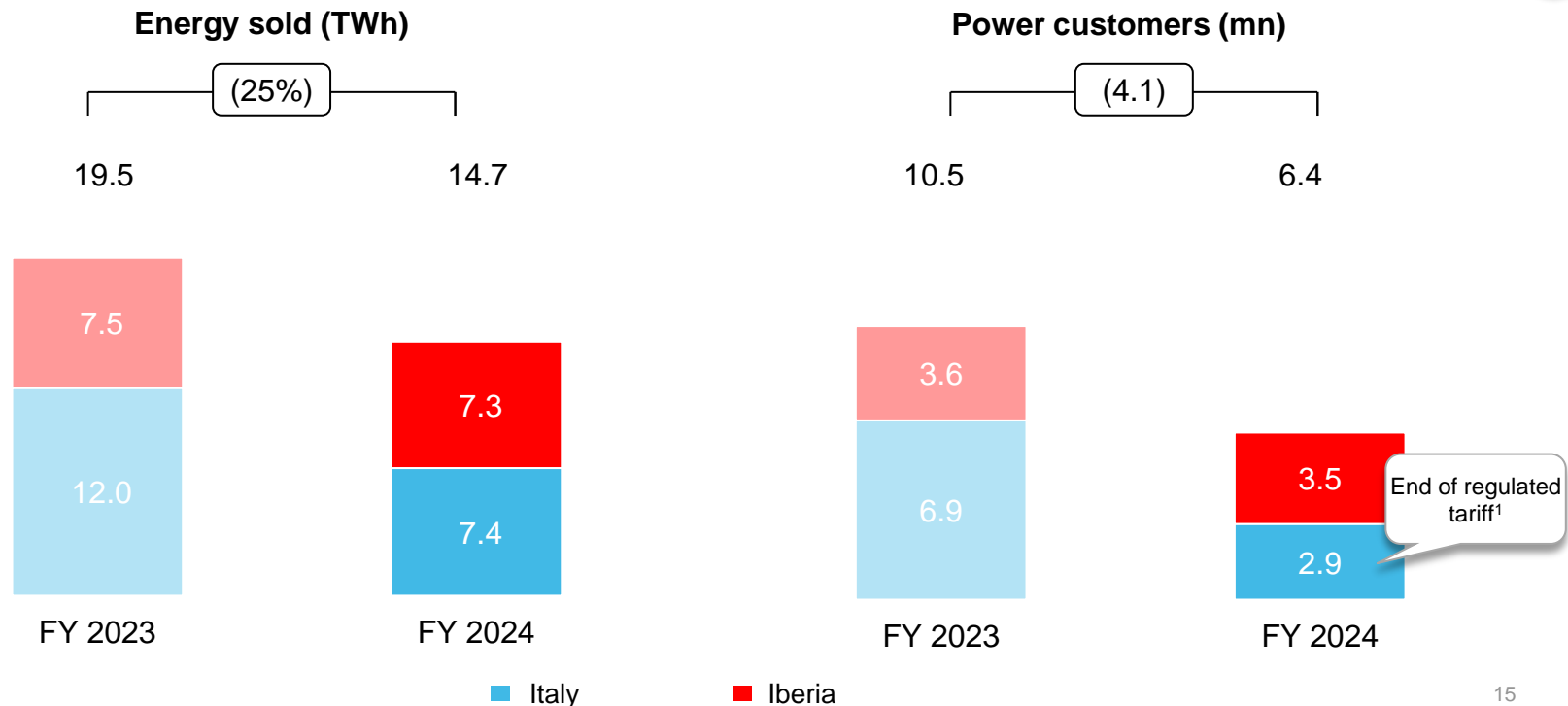


1. FY 2023 does not include 6.7 TWh sold in Romania
 2. 2023 restated figures



Retail

Regulated power markets, Europe

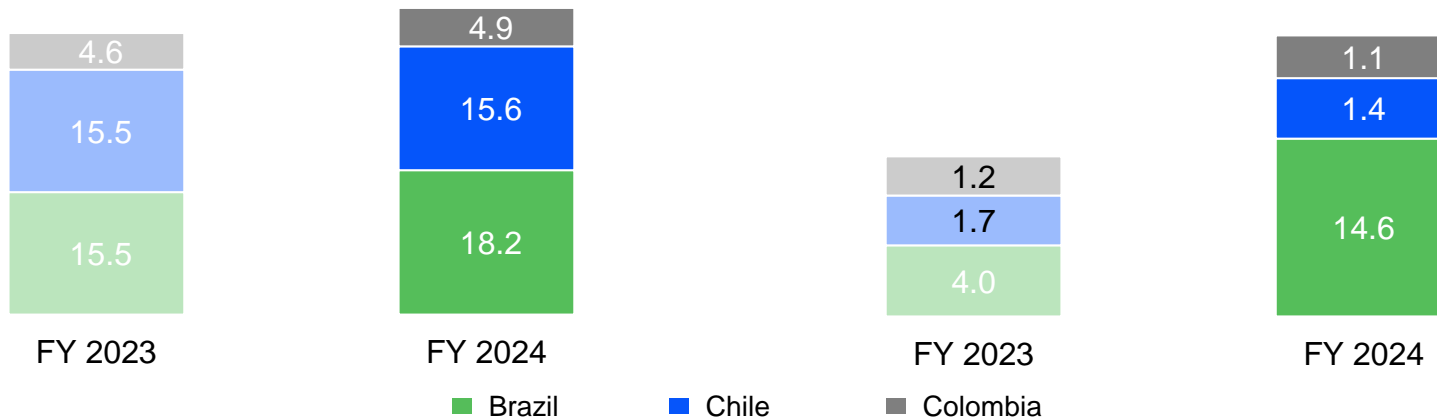


1. End of regulated tariff in Italy for non vulnerable customers. Vulnerable customers still included in regulated customer base



Retail

Liberalized power markets, Latin America and Central America¹

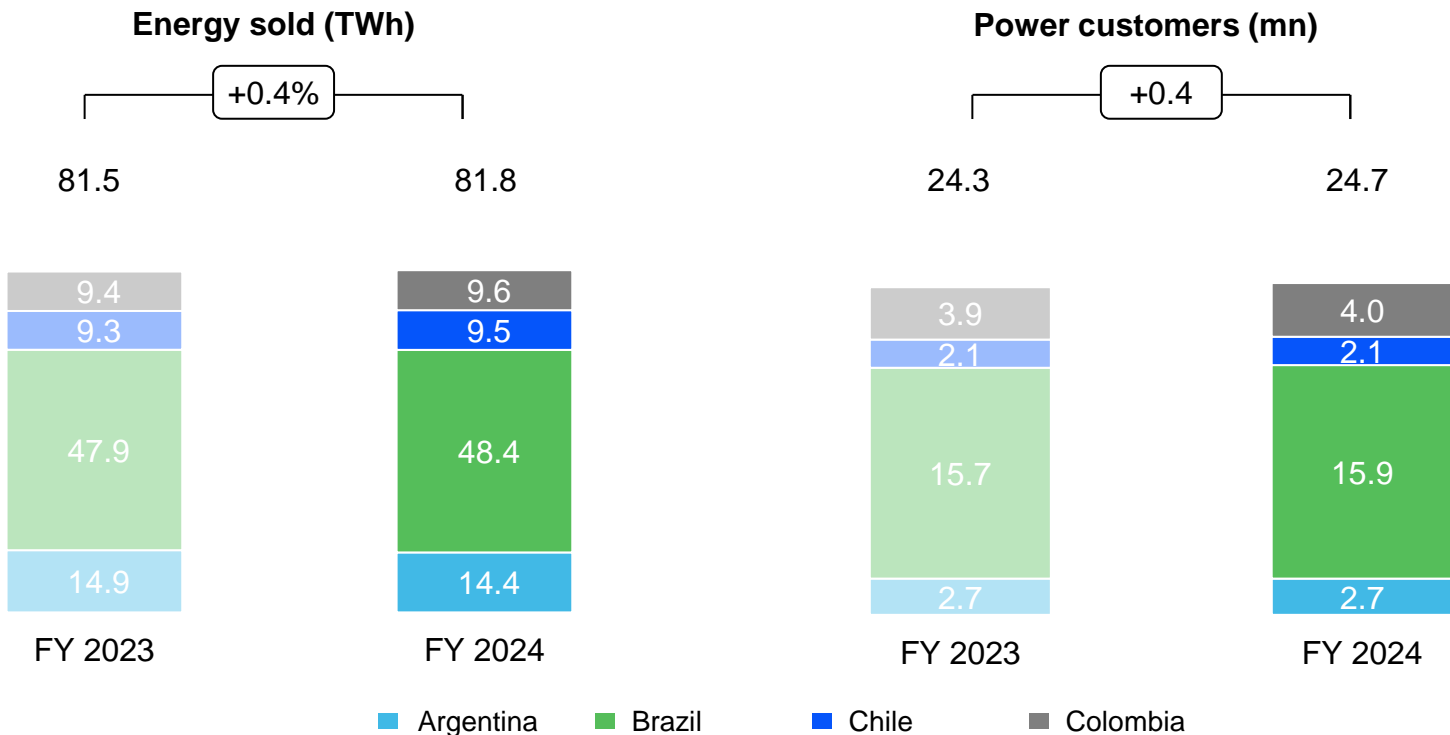


1. 2023 restated figures.



Retail

Regulated power markets, Latin America and Central America¹



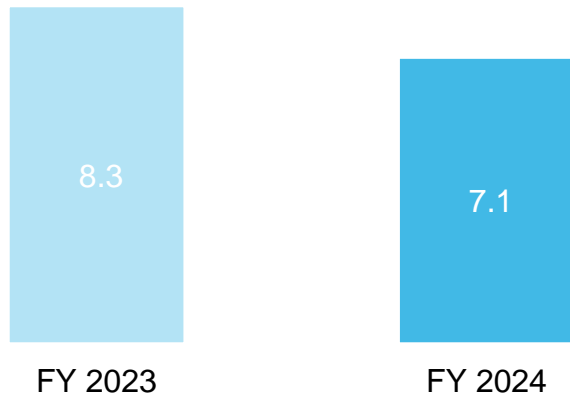
1. 2023 restated figures.



Retail Gas market

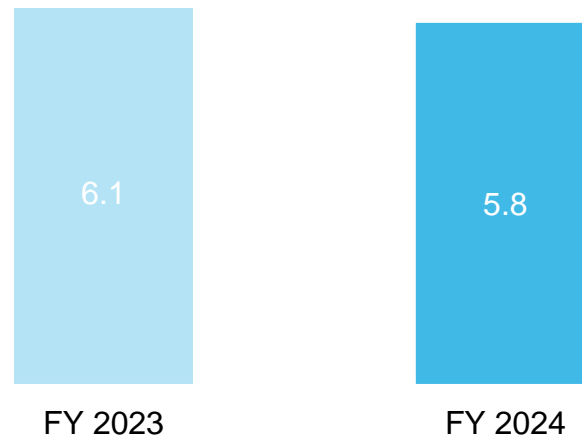
Gas sold (bcm)¹

(15%)



Gas customers (mn)²

(6%)



1. FY 2024: Italy: 3.4 bcm, Iberia: 3.4 bcm, Latin America 0.3 bcm; FY 2023 : Italy: 4.1 bcm, Iberia: 3.8 bcm, Rest of Europe 0.19 bcm, Latin America 0.19 bcm.
 2. FY 2023 restated. FY 2024: Italy: 4.0 mn, Iberia: 1.8 mn; FY 2023: Italy: 4.3 mn, Iberia: 1.8 mn



Disclaimer

The information contained in this presentation does not purport to be comprehensive and has not been independently verified by any independent third party.

This presentation does not constitute a recommendation regarding the securities of the Company. This presentation does not contain an offer to sell or a solicitation of any offer to buy any securities issued by Enel S.p.A. or any of its subsidiaries.

Quarterly bulletin FY 2024

Contact us



Omar Al Bayaty

Head of Group Investor Relations

Investor Relations team

Federico Baroncelli
Serena Carioti
Gaia Cherubini
Federica Dori
Paolo Germiniani
Danielle Ribeiro da Encarnação
Riccardo Ricci
Noemi Tomassi
Emanuele Toppi



Contacts

Email investor.relations@enel.com

Phone +39 06 8305 7975

Investor Relations App



iOS



Android



Channels



Website
Enel.com

Fine Comunicato n.0116-10-2025

Numero di Pagine: 24